

Cleveland Indians - 2000

Batter	1	2	3	4	5	6	7	8	9	AB R H RBI BB SO LOB	TOP							
Kenny Lofton, L (1, 8) OBP: 0.500, SLG: 1.250	2-2 P6		1-0 F8			1-1 HR		0-0 1B		4 1 2 2 0 0 0								
Omar Vizquel, S (1, 6) OBP: 0.250, SLG: 0.250	3-2 L4			1-1 L8		3-2 L3		0-1 DI		4 0 1 1 0 0 0								
Roberto Alomar, S (1, 4)	2-2 G2-3			2-2 G6-3			2-1 G6-3	4-0 BB		3 0 0 0 1 0 0								
Manny Ramirez, R (1, 9)		2-1 F9		3-2 P4			1-3 K	1-3 K		4 0 0 0 0 2 3								
Jim Thome, L (1, 3)		2-1 P3			2-2 G4-3		0-3 K		2-3 K	4 0 0 0 0 2 0								
Richie Sexson, R (1, 10)		2-3 K			0-1 P6			3-3 K	1-3 K	4 0 0 0 0 3 0								
David Justice, L (1, 7)			3-2 G3-1		2-2 G6-3			0-0 L8	4-1 BB	3 0 0 0 1 0 0								
Travis Fryman, R (1, 5) OBP: 0.500, SLG: 1.250			2-0 HR			0-1 G6-3		0-0 1B	1-0 G1-4-3	4 2 2 1 0 0 1								
Sandy Alomar Jr., R (1, 2) OBP: 0.333, SLG: 0.333			0-1 F8			0-0 G5-3		1-2 1B		3 1 1 0 0 0 0								
Inning Stats	R: 0 E: 0 K: 0 S: 10	H: 0 LOB: 0 BB: 0 P: 17	R: 0 E: 0 K: 1 S: 7	H: 0 LOB: 0 BB: 0 P: 13	R: 1 E: 0 K: 0 S: 8	H: 1 LOB: 0 BB: 0 P: 14	R: 0 E: 0 K: 0 S: 10	H: 0 LOB: 0 BB: 0 P: 16	R: 0 E: 0 K: 2 S: 8	H: 0 LOB: 0 BB: 0 P: 11	R: 2 E: 0 K: 2 S: 14	H: 4 LOB: 3 BB: 1 P: 23	R: 0 E: 0 K: 2 S: 9	H: 0 LOB: 1 BB: 1 P: 17	1B: 4 2B: 0 3B: 0 HR: 2	SF: 0 SAC: 0 DP: 0 HBP: 0	WP: 0 PB: 0 SB: 0 CS: 0	PA: 35
PITCHER	IP WLS BF H R ER SO BB IBB HBP BLK WP HR S P ERA WHIP																	
35 Mike Mussina, R (1, 1) ERA: 4.7	7.2 L 28 5 4 4 4 0 0 0 0 0 2 71 111 4.70 0.652																	
Mike Trombley, R (8, 1) ERA:	0.1 3 1 0 0 1 1 0 0 0 0 0 5 10 0.00 6.000																	
Buddy Groom, L (9, 1) ERA:	1.0 4 0 0 0 2 1 0 0 0 0 0 9 17 0.00 1.000																	

Cleveland Indians @ Baltimore Orioles
Oriole Park at Camden Yards, Baltimore, MD

Mon Apr 03 2000, 3:05 PM EDT
 Att. 46,902 - Cloudy - 76 F

livebaseballscorecards.com

AB	33
R	4
H	6
RBI	4
BB	2
SO	7
LOB	4



Batter	1	2	3	4	5	6	7	8	9	AB R H RBI BB SO LOB
Brady Anderson, L (1, 8) OBP: 0.400, SLG: 0.250	2-2 F9	0-2 BB 1B			4-2 BB G4-6-3		2-3 K		3-1 F8	4 0 1 1 1 1 3
Delino DeShields, L (1, 4)	0-1 F7	4-2 BB 1B			0-1 G4-6-3		2-1 P6			3 0 0 0 1 0 3
B.J. Surhoff, L (1, 7) OBP: 0.500, SLG: 0.667	4-2 BB BB	1-3 K			0-0 F8			2-1 G3-1 2B		3 0 1 0 1 1 3
Albert Belle, R (1, 9)	4-1 BB 1B		2-3 K			0-0 P6		0-3 K		3 0 0 0 1 2 1
Harold Baines, L (1, 10)	1-3 K		3-2 G4-3			2-0 G3		1-2 G3-1		4 0 0 0 0 1 3
Cal Ripken Jr., R (1, 5)		1-0 G5-3 2B	2-3 K			3-2 G5-3		1-1 G6-3		4 0 1 0 0 1 1
Will Clark, L (1, 3) OBP: 0.750, SLG: 0.500		4-2 G5-3 1B BB		1-0 CS 1B			4-1 1B BB		2-2 F9	2 1 1 0 2 0 0
Charles Johnson, R (1, 2) OBP: 0.250, SLG: 0.250		1-1 G5-3		0-3 K			1-1 L6		1-0 G4-3 1B	4 0 1 0 0 1 4
Mike Bordick, R (1, 6) OBP: 0.500, SLG: 0.333		4-1 BB 1B BB		3-3 K			1-2 1B		2-2 G4-3	3 0 1 0 1 1 2

Inning Stats	R: 0	H: 0	E: 0	K: 12	S: 12	R: 1	H: 2	E: 0	K: 1	S: 17	R: 0	H: 0	E: 0	K: 13	S: 13	R: 0	H: 1	E: 0	K: 2	S: 8	R: 0	H: 0	E: 0	K: 5	S: 5	R: 0	H: 0	E: 0	K: 11	S: 11	R: 0	H: 1	E: 0	K: 12	S: 12	R: 0	H: 1	E: 0	K: 11	S: 11	1B: 4	2B: 3	3B: 0	HR: 0	SF: 0	SAC: 0	DP: 3	HBP: 0	WP: 0	PB: 0	SB: 0	CS: 1	PA: 37
--------------	------	------	------	-------	-------	------	------	------	------	-------	------	------	------	-------	-------	------	------	------	------	------	------	------	------	------	------	------	------	------	-------	-------	------	------	------	-------	-------	------	------	------	-------	-------	-------	-------	-------	-------	-------	--------	-------	--------	-------	-------	-------	-------	--------

PITCHER	IP	WLS	BF	H	R	ER	SO	BB	IBB	HBP	BLK	WP	HR	S	P	ERA	WHIP
Bartolo Colon, R ERA: 1.8	(1, 1)	5.0	W	21	3	1	6	6	0	0	0	0	0	55	96	1.80	1.800
Scott Kamieniecki, R ERA:	(6, 1)	1.1	H	6	1	0	0	1	0	0	0	0	0	11	22	0.00	1.500
Ricardo Rincon, L ERA:	(7, 1)	0.2	H	3	1	0	1	0	0	0	0	0	0	7	13	0.00	1.500
Paul Shuey, R ERA:	(8, 1)	1.0	H	3	0	0	1	0	0	0	0	0	0	10	12	0.00	0.000
Steve Karsay, R ERA:	(9, 1)	1.0	S	4	1	0	0	0	0	0	0	0	0	11	19	0.00	1.000

BOTTOM

Cleveland Indians @ Baltimore Orioles
Oriole Park at Camden Yards, Baltimore, MD

Mon Apr 03 2000, 3:05 PM EDT
Att. 46,902 - Cloudy - 76 F

livebaseballscores.com

AB	30
R	1
H	6
RBI	1
BB	7
SO	8
LOB	20



Batter	1	2	3	4	5	6	7	8	9	AB R H RBI BB SO LOB	TOP																
Kenny Lofton, L (1, 8) OBP: 0.333, SLG: 0.667	1-1 F8	2-3 K			1-0 1B 1B		0-1 E6 1B WP	1-3 K		5 1 1 0 0 2 4																	
Omar Vizquel, S (1, 6) OBP: 0.444, SLG: 0.556	1-0 G6-4-3 1B	2-1 2B			2-1 F8		3-2 WP 1B		0-2 G4-3	5 0 3 2 0 0 1																	
Roberto Alomar, S (1, 4) OBP: 0.222, SLG: 0.125	0-0 G6-4-3 1-2f	1-0 G1-3			2-0 G5-4-3 1B		1-2 G6-3		3-1 G4-3	5 0 1 0 0 0 3																	
Manny Ramirez, R (1, 9) OBP: 0.333, SLG: 0.250		1-2 FC4-6 1B	0-1 L5-3 1B		1-0 G5-4-3 1-2f		4-0 IBB		2-3 K	4 0 2 0 1 1 2																	
Jim Thome, L (1, 3) OBP: 0.125, SLG: 0.500		1-0 FC4-6 1B BB 1-2f	1-2 F8			0-0 HR	2-3 K			4 2 1 1 0 1 4																	
Richie Sexson, R (1, 10)		4-2 BB 1B BB 1-2	0-0 L5-3 1-2			2-2 E5 FC5-4	1-3 K			3 1 0 0 1 1 3																	
David Justice, L (1, 7) OBP: 0.250, SLG: 0.143		3-1 BB BB WP 1B 1-2 2-3		0-0 F5		2-2 FC5-4 1-2f		1-0 G3		4 1 1 0 0 0 1																	
Travis Fryman, R (1, 5) OBP: 0.375, SLG: 0.714		4-2 WP BB 2B BB 1-2 2-3 3-H		2-2 G5-3		2-1 F7		1-1 G5-3		3 1 0 1 1 0 1																	
Sandy Alomar Jr., R (1, 2) OBP: 0.429, SLG: 0.333		4-1 WP 2B BB 1-2 2-3 3-H		0-1 G3-1		0-0 F9		2-2 1B		3 1 1 1 1 0 1																	
Inning Stats	R: 0 E: 0 K: 0 S: 4 H: 1 LOB: 0 BB: 0 P: 6	R: 5 E: 0 K: 1 S: 19 H: 3 LOB: 1 BB: 3 P: 41	R: 0 E: 0 K: 0 S: 6 H: 1 LOB: 0 BB: 0 P: 7	R: 0 E: 0 K: 0 S: 7 H: 0 LOB: 0 BB: 0 P: 9	R: 0 E: 0 K: 0 S: 6 H: 2 LOB: 1 BB: 0 P: 11	R: 1 E: 1 K: 0 S: 12 H: 1 LOB: 1 BB: 0 P: 18	R: 1 E: 1 K: 2 S: 17 H: 1 LOB: 2 BB: 1 P: 28	R: 0 E: 0 K: 1 S: 9 H: 1 LOB: 1 BB: 0 P: 14	R: 0 E: 0 K: 1 S: 9 H: 0 LOB: 0 BB: 0 P: 14	1B: 8 2B: 2 3B: 0 HR: 1 SF: 0 SAC: 0 DP: 3 HBP: 0	WP: 2 PB: 0 SB: 0 CS: 0 PA: 40																
PITCHER	IP WLS BF H R ER SO BB IBB HBP BLK WP HR S P ERA WHIP											PITCHER	IP WLS BF H R ER SO BB IBB HBP BLK WP HR S P ERA WHIP														
Sidney Ponson, R (1, 1) ERA: 9.0	6.0		27	8	6	6	1	3	0	0	0	1	1	54	92	9.00	1.833										
Chuck McElroy, L (7, 1) ERA:	0.2	B	5	1	1	0	1	0	1	0	0	1	0	12	22	0.00	1.500										
Al Reyes, R (7, 1) ERA:	1.0		4	1	0	0	1	0	0	0	0	0	0	11	16	0.00	1.000										
B.J. Ryan, L (8, 1) ERA:	0.1	W	1	0	0	0	1	0	0	0	0	0	0	3	4	0.00	0.000										
Mike Trombley, R (9, 1) ERA:	1.0		3	0	0	0	1	0	0	0	0	0	0	9	14	0.00	0.000										

Cleveland Indians @ Baltimore Orioles
Oriole Park at Camden Yards, Baltimore, MD

Wed Apr 05 2000, 7:05 PM EDT
 Att. 33,833 - Sunny - 60 F

livebaseballscorecards.com

AB	36
R	7
H	10
RBI	5
BB	4
SO	5
LOB	20



Batter	1	2	3	4	5	6	7	8	9
Brady Anderson, L OBP: 0.400, SLG: 0.250 (1, 8)	2-0 G4-3 1B	3-3 K 1-2			3-2 F7 1B	4-2 BB 1-2		1-2 2B 1B	
Delino DeShields, L OBP: 0.444, SLG: 0.429 (1, 4)	4-2 S HR BB		2-0 L7-4 S 1B		2-1 G1-3 1B	1-3 K 1B		2-1 1B 2B	
B.J. Surhoff, L OBP: 0.444, SLG: 0.429 (1, 7)	4-2 HR BB 1-2		2-1 F7 1B		2-2 G4-3 1B		2-3 K 1B	1-0 1B	
Albert Belle, R OBP: 0.333, SLG: 0.571 (1, 9)	0-0 HR 1-H 2-H		4-2 HBP 1-2		0-0 G6-3 1B	0-0 G5-3 1B		F8 1-1	
Jeff Conine, R OBP: 0.250, SLG: 0.250 (1, 10)	2-2 G6-3 1B		0-0 L7-4 2-3		3-2 HR BB 1B	3-2 F7 1B			
Cal Ripken Jr., R OBP: 0.125, SLG: 0.250 (1, 5)	3-3 K 1B			3-2 F8 1B	0-0 F7 1B		1-1 G6-3 1B		
Will Clark, L OBP: 0.750, SLG: 0.800 (1, 3)		2-0 1B 2B		2-2 G3-1 1B	4-2 HR BB 1-2		0-1 HR 1B		
Charles Johnson, R OBP: 0.500, SLG: 1.286 (1, 2)		1-0 G6-3 1B		4-1 FC6-4 BB	1-0 HR 1-H 2-H		2-1 HR 1-H		
Mike Bordick, R OBP: 0.500, SLG: 0.429 (1, 6)		3-2 CS 1B 2-H		1-1 FC6-4 1-2f	1-2 BB 1B		1-2 F8 1B		

Inning Stats	R: 3 E: 0 K: 1 S: 15	H: 1 LOB: 0 BB: 2 P: 30	R: 1 E: 0 K: 1 S: 8	H: 2 LOB: 0 BB: 0 P: 17	R: 0 E: 0 K: 0 S: 7	H: 1 LOB: 1 BB: 0 P: 15	R: 0 E: 0 K: 0 S: 10	H: 0 LOB: 1 BB: 1 P: 20	R: 0 E: 0 K: 0 S: 8	H: 0 LOB: 0 BB: 0 P: 15	R: 3 E: 0 K: 1 S: 19	H: 3 LOB: 2 BB: 2 P: 33	R: 0 E: 0 K: 1 S: 7	H: 0 LOB: 0 BB: 0 P: 12	R: 4 E: 0 K: 0 S: 17	H: 5 LOB: 1 BB: 0 P: 26
--------------	-------------------------------	----------------------------------	------------------------------	----------------------------------	------------------------------	----------------------------------	-------------------------------	----------------------------------	------------------------------	----------------------------------	-------------------------------	----------------------------------	------------------------------	----------------------------------	-------------------------------	----------------------------------

PITCHER	IP	WLS	BF	H	R	ER	SO	BB	IBB	HBP	BLK	WP	HR	S	P	ERA	WHIP
Chuck Finley, L ERA: 7.2	(1, 1)	5.0	21	4	4	4	2	3	0	0	0	0	1	48	97	7.20	1.400
Steve Reed, R ERA: 40.5	(6, 1)	0.2	6	3	3	3	0	1	0	0	0	0	1	14	23	40.50	6.000
Ricardo Rincon, L ERA:	(6, 1)	0.2	3	0	0	0	2	1	0	0	0	0	0	8	15	0.00	1.500
Scott Kamieniecki, R ERA: 6.75	(7, 1)	1.1	6	2	2	2	0	0	0	0	0	0	1	13	20	13.50	1.500
Tom Martin, L ERA:	(8, 1)	0.0	3	3	2	2	0	0	0	0	0	0	0	6	10	∞	∞

AB R H RBI BB SO LOB

4	1	1	0	1	1	1
4	2	2	0	1	1	2
4	1	1	2	1	1	1
4	1	1	3	0	0	1
4	1	1	0	0	0	2
4	0	0	0	0	1	1
3	3	2	0	1	0	0
3	2	2	5	1	0	1
4	0	2	1	0	0	1

AB	34	R	11	H	12	RBI	11	BB	5	SO	4	LOB	10
WP: 0	PA: 40	PB: 0	ERA: 0.00	WHIP: 0.000	SB: 2	CS: 1	HR: 3	SF: 0	SAC: 0	DP: 1	HBP: 1		

Cleveland Indians @ Baltimore Orioles
Oriole Park at Camden Yards, Baltimore, MD
 Wed Apr 05 2000, 7:05 PM EDT
 Att: 33,833 - Sunny - 60 F

livebaseballscores.com



Batter	1	2	3	4	5	6	7	8	9	AB R H RBI BB SO LOB	TOP		
Kenny Lofton, L (1, 8) OBP: 0.286, SLG: 0.500	0-1 F8	1-1 FC6-4 1-2f			0-2 E1 1-3 1B		1-0 G6-3		1-0 G3	5 0 1 0 0 0 2			
Omar Vizquel, S (1, 6) OBP: 0.385, SLG: 0.417	2-2 F7		3-2 G6-3		4-2 BB		1-2 G5-3			3 0 0 0 1 0 0			
Roberto Alomar, S (1, 4) OBP: 0.231, SLG: 0.091	4-2 BB		1-3 K		1-3 K			1-2 G6-3		3 0 0 0 1 2 3			
Manny Ramirez, R (1, 9) OBP: 0.231, SLG: 0.167	3-3 K		2-0 F8		0-2 G1-2-3 3-Hf			2-1 G5-3		4 0 0 0 0 1 4			
Jim Thome, L (1, 3) OBP: 0.167, SLG: 0.500		0-0 G4-3		1-0 2B		2-3 K		0-0 E1		4 0 1 0 0 1 0			
Richie Sexson, R (1, 10)		4-2 BB 1B BB		0-3 K		2-1 F8		1-1 P4		3 1 0 0 1 1 2			
David Justice, L (1, 7) OBP: 0.333, SLG: 0.200		4-2 1B 1B BB		3-1 F7		0-0 FC5-4 1B		1-1 G4-3		3 1 1 0 1 0 1			
Travis Fryman, R (1, 5) OBP: 0.417, SLG: 0.636		1-2 1B 1-3 2-H 1B		0-2 F9		1-1 FC5-4 1-2f		1-1 1B		4 0 2 1 0 0 2			
Sandy Alomar Jr., R (1, 2) OBP: 0.455, SLG: 0.333		1-2 FC6-4 1B 3-H		4-1 E G1-2-3 BB		0-1 G3		1-2 F8		3 0 1 1 1 0 1			
Inning Stats	R: 0 E: 0 K: 1 S: 11 H: 0 LOB: 1 P: 20	R: 2 E: 0 K: 0 S: 14 H: 2 LOB: 1 P: 25	R: 0 E: 0 K: 1 S: 7 H: 0 LOB: 0 P: 13	R: 0 E: 0 K: 1 S: 9 H: 1 LOB: 1 P: 13	R: 0 E: 1 K: 1 S: 13 H: 1 LOB: 2 P: 22	R: 0 E: 0 K: 1 S: 8 H: 1 LOB: 1 P: 13	R: 0 E: 0 K: 0 S: 6 H: 0 LOB: 0 P: 8	R: 0 E: 1 K: 0 S: 10 H: 0 LOB: 1 P: 14	R: 0 E: 0 K: 0 S: 8 H: 1 LOB: 1 P: 12	1B: 5 2B: 1 3B: 0 HR: 0 SF: 0 SAC: 0 DP: 1 HBP: 0	WP: 0 PB: 0 SB: 0 CS: 0 PA: 37		
PITCHER	IP WLS BF H R ER SO BB IBB HBP BLK WP HR S P ERA WHIP											PITCHER	IP WLS BF H R ER SO BB IBB HBP BLK WP HR S P ERA WHIP
Pat Rapp, R (1, 1) ERA: 3.0	6.0 W 26 5 2 2 5 5 0 0 0 0 0 0 62 106 3.00 1.667												
Buddy Groom, L (7, 1) ERA:	3.0 S 11 1 0 0 0 0 0 0 0 0 0 0 24 34 0.00 0.333												

Cleveland Indians @ Baltimore Orioles
Oriole Park at Camden Yards, Baltimore, MD
 Thu Apr 06 2000, 7:05 PM EDT
 Att. 35,181 - Cloudy - 75 F

livebaseballscorecards.com

AB	32
R	2
H	6
RBI	2
BB	5
SO	5
LOB	15



Batter	1	2	3	4	5	6	7	8	9	AB R H RBI BB SO LOB
Brady Anderson, L OBP: 0.286, SLG: 0.167 (1, 8)	1-0 G5-3	0-1 G3-1				1-3 K				4 0 0 0 0 1 1
Delino DeShields, L OBP: 0.385, SLG: 0.300 (1, 4)	4-2 1B SF4 BB		1-0 G4-3			2-1 G1-3		0-2 G6-3		3 1 0 0 1 0 0
B.J. Surhoff, L OBP: 0.538, SLG: 0.636 (1, 7)	2-2 1-3 1B		0-2 G1-3			2-0 FC6-4 1B		0-0 2B		4 0 3 0 0 0 0
Albert Belle, R OBP: 0.231, SLG: 0.400 (1, 9)	1-0 SF4		2-2 F9			2-1 FC6-4		0-0 G5-3		3 0 0 1 0 0 2
Harold Baines, L OBP: 0.250, SLG: 0.143 (1, 10)	3-1 L7			2-1 1B 1B		1-0 L8		4-0 G4-6-3 IBB		3 0 1 0 1 0 1
Cal Ripken Jr., R OBP: 0.250, SLG: 0.273 (1, 5)		4-1 2B G5-3 BB		3-2 F7		2-2 1B HR 1B		1-2 G4-6-3		3 2 1 0 1 0 3
Will Clark, L OBP: 0.750, SLG: 0.889 (1, 3)		3-1 1-3 2B		0-0 S 1B		0-0 HR 1B		0-3 K		4 1 3 0 0 1 0
Charles Johnson, R OBP: 0.417, SLG: 1.182 (1, 2)		1-3 K		3-3 K		2-2 HR		1-0 F9		4 1 1 3 0 2 4
Mike Bordick, R OBP: 0.417, SLG: 0.636 (1, 6)		1-2 G5-3		1-2 F8		1-2 HR		0-3 K		4 1 1 2 0 1 3

Inning Stats	R: 1	H: 1	E: 0	LOB: 1	K: 0	S: 12	P: 22	R: 1	H: 1	E: 0	LOB: 1	K: 1	S: 12	P: 21	R: 0	H: 0	E: 0	LOB: 0	K: 0	S: 7	P: 10	R: 0	H: 2	E: 0	LOB: 2	K: 1	S: 13	P: 22	R: 0	H: 1	E: 0	LOB: 1	K: 1	S: 8	P: 15	R: 4	H: 4	E: 0	LOB: 0	K: 0	S: 16	P: 24	R: 0	H: 1	E: 0	LOB: 1	K: 0	S: 5	P: 10	R: 0	H: 0	E: 0	LOB: 0	K: 2	S: 8	P: 9
--------------	------	------	------	--------	------	-------	-------	------	------	------	--------	------	-------	-------	------	------	------	--------	------	------	-------	------	------	------	--------	------	-------	-------	------	------	------	--------	------	------	-------	------	------	------	--------	------	-------	-------	------	------	------	--------	------	------	-------	------	------	------	--------	------	------	------

PITCHER	IP	WLS	BF	H	R	ER	SO	BB	IBB	HBP	BLK	WP	HR	S	P	ERA	WHIP
Charles Nagy, R ERA: 10.13 (1, 1)	5.1	L	27	9	6	6	3	2	0	0	0	0	2	64	108	10.12	2.062
Ricardo Rincon, L ERA: (6, 1)	0.2		3	1	0	0	0	0	0	0	0	0	5	7	0.00	1.500	
Steve Reed, R ERA: 16.2 (7, 1)	1.0		3	0	0	0	0	0	1	0	0	0	4	9	0.00	0.000	
Paul Shuey, R ERA: (8, 1)	1.0		3	0	0	0	2	0	0	0	0	0	8	9	0.00	0.000	

BOTTOM

Cleveland Indians @ Baltimore Orioles
Oriole Park at Camden Yards, Baltimore, MD
 Thu Apr 06 2000, 7:05 PM EDT
 Att: 35,181 - Cloudy - 75 F

AB	32
R	6
H	10
RBI	6
BB	3
SO	5
LOB	14



1B: 6	SF: 1	WP: 0	PA: 36
2B: 2	SAC: 0	PB: 0	
3B: 0	DP: 1	SB: 1	
HR: 2	HBP: 0	CS: 0	

Batter	1	2	3	4	5	6	7	8	9	AB R H RBI BB SO LOB	TOP
Kenny Lofton, L (1, 8) OBP: 0.353, SLG: 0.500 Jacob Cruz, L (4, 8) OBP: 0.333, SLG: 0.667	4-2 SH2-3 1B S BB	1-1 1-2 2-3 HR 1B	2-2 F8		1-1 G4-3		2-2 2B	1-0 L7	2 2 1 0 1 0 0 3 0 1 0 0 0 0		
Omar Vizquel, S (1, 6) OBP: 0.333, SLG: 0.529	2-0 SH2-3 1-3	0-2 HR 1-H 2-H 3-H	3-1 G5-3		2-2 F9		1-3 K	1-1 G6-3	5 1 1 4 0 1 1		
Roberto Alomar, S (1, 4) OBP: 0.176, SLG: 0.067 Enrique Wilson, S (6, 4) OBP: 0.500, SLG: 1.000	1-3 K	2-2 P4		1-0 G5-3	0-1 G3		2-1 G1-6-3	2-1 2B	4 0 0 0 0 1 1 2 0 1 0 0 0 1		
Manny Ramirez, R (1, 9) OBP: 0.263, SLG: 0.176	1-1 1B 3-H	3-3 K		1-0 F8		3-2 F8		4-1 BB FC5-4 1B BB	1-0 F8	5 1 1 1 1 1 1	
Jim Thome, L (1, 10) OBP: 0.294, SLG: 0.706	1-3 K	2-1 HR		0-1 BB 1B 2B 1B		3-3 K		0-0 FC5-4 BB 1-2 1B		5 2 3 1 0 2 1	
Richie Sexson, R (1, 3) OBP: 0.412, SLG: 0.231		BB 1B 1B HR HBP		0-2 BB 1-2 2B 1B		1-0 BB 1B		4-2 FC5-4 BB 1-2 2-3		3 3 3 0 1 0 0	
David Justice, L (1, 7) OBP: 0.500, SLG: 0.583 Alex Ramirez, R (7, 7)		BB 1B 1B HR		4-2 BB 1-2 2-3 2B BB		4-0 BB 1-2 BB		0-0 FC5-4 1-2 2-3 3-H		2 3 2 2 2 0 0 1 0 0 1 0 0 2	
Travis Fryman, R (1, 5) OBP: 0.412, SLG: 0.600		BB 1B HR BB G5-3		0-0 1-H 2-H 3-H 2B		0-2 G1-3		1-2 F5		4 1 1 3 1 0 4	
Einar Diaz, R (1, 2) OBP: 0.200, SLG: 0.200		1-1 HR 1B 1B 1-2 2-H 3-H	0-1 G6-3	3-3 K		3-3 K		0-2 P5		5 1 1 2 0 2 3	
Inning Stats	R: 1 H: 1 E: 0 LOB: 1 K: 2 BB: 1 S: 11 P: 20	R: 9 H: 7 E: 0 LOB: 0 K: 1 BB: 1 S: 24 P: 43	R: 0 H: 0 E: 0 LOB: 0 K: 0 BB: 0 S: 7 P: 12	R: 3 H: 3 E: 0 LOB: 1 K: 1 BB: 1 S: 14 P: 23	R: 0 H: 0 E: 0 LOB: 0 K: 0 BB: 0 S: 10 P: 13	R: 0 H: 1 E: 0 LOB: 2 K: 1 BB: 1 S: 11 P: 22	R: 0 H: 1 E: 0 LOB: 1 K: 2 BB: 0 S: 13 P: 21	R: 1 H: 1 E: 0 LOB: 2 K: 0 BB: 2 S: 13 P: 22	R: 0 H: 1 E: 0 LOB: 1 K: 0 BB: 0 S: 6 P: 11	1B: 9 SF: 0 2B: 3 SAC: 1 3B: 0 DP: 0 HR: 3 HBP: 1	WP: 0 PA: 49 PB: 0 SB: 1 CS: 0
PITCHER Juan Guzman, R (1, 1) ERA: 43.2 Dave Eiland, R (2, 1) ERA: 15.43 Rick White, R (6, 1) ERA: 9.0 Jim Morris, L (9, 1) ERA: 6.75	IP WLS BF H R ER SO BB IBB HBP BLK WP HR S P ERA WHIP 1.2 L 14 7 8 8 3 2 0 0 0 0 2 30 55 43.20 5.400 4.0 20 5 5 5 2 2 0 1 0 0 1 43 74 11.25 1.750 2.1 11 2 1 1 2 2 0 0 0 0 0 30 47 3.86 1.714 1.0 4 1 0 0 0 0 0 0 0 0 0 6 11 0.00 1.000	PITCHER IP WLS BF H R ER SO BB IBB HBP BLK WP HR S P ERA WHIP									

Cleveland Indians @ Tampa Bay Devil Rays
 Tropicana Field, St. Petersburg, FL
 Fri Apr 07 2000, 7:15 PM EDT
 Att. 40,329 - Dome - 72 F

AB	41
R	14
H	15
RBI	14
BB	6
SO	7
LOB	14



BOTTOM

Cleveland Indians @ Tampa Bay Devil Rays
Tropicana Field, St. Petersburg, FL

AB	36
R	5
H	10
RBI	5
BB	7
SO	4
LOB	22



WP	0	PA	45
PB	0		
SB	0		
CS	0		

ERA	3.60	WHIP	1.800
ERA	4.50	WHIP	2.500
ERA	0.00	WHIP	1.000
ERA	9.00	WHIP	2.000

Fri Apr 07 2000, 7:15 PM EDT
Att. 40,329 - Dome - 72 F

livebaseballscorecards.com

AB R H RBI BB SO LOB

5 0 1 0 0 1 2
2 2 1 0 1 1 0
1 0 1 0 1 0 0

5 0 2 1 0 0 3

1 0 0 1 1 0 1
1 1 1 0 0 0 0

2 0 0 0 1 1 2
2 1 0 0 0 0 2

4 0 2 1 1 0 1

5 0 0 0 0 1 7

1 0 0 0 1 0 0
3 1 2 2 0 0 2

4 0 0 0 1 0 2

1B: 6 SF: 1
2B: 3 SAC: 0
3B: 0 DP: 1
HR: 1 HBP: 1

Batter	1	2	3	4	5	6	7	8	9
Gerald Williams, R OBP: 0.240, SLG: 0.348 (1, 8)	1-3 K 1-2	1-0 F5 1-2		0-0 FC6-4 1-2f 2-3		3-2 1B 1B		0-0 F5 1-2	
Dave Martinez, L OBP: 0.222, SLG: 0.235 Steve Cox, L OBP: 0.667, SLG: 0.500 (6, PH) (7, 7)	2B 2B		1-3 K 1-2		4-2 SF8 BB	2-0 1B 1B		4-2 BB BB	
Jose Canseco, R OBP: 0.375, SLG: 0.429 (1, 10)	0-0 BB 2-H 2B		0-2 F8 1-2		0-0 F8 1-3 2B	0-1 F7 1-2		3-1 G1-3 1-2	
Fred McGriff, L OBP: 0.381, SLG: 0.556 Tony Graffanino, R OBP: 1.000, SLG: 1.000 (1, 3) (7, 5)	2-1 G5-3 1-2		4-2 BB 1-2		2-2 SF8 3-H		2-1 1B 1B		2-1 E 1B HBP
Greg Vaughn, R OBP: 0.381, SLG: 0.556 Ozzie Guillen, L (1, 7) (7, 6)	4-1 BB BB		2-3 K 1-2		0-1 F8 2-3		3-1 P4 1-2		0-0 E3 FC5-4 1B 1-2 1B
Herbert Perry, R OBP: 0.381, SLG: 0.368 (1, 5) (7, 3)	4-2 BB 1-2 2-3			0-0 G4-3 1-2	0-1 F9 1-2		0-0 1B 1-2		0-0 FC5-4 1B 1-2 2-H
John Flaherty, R OBP: 0.353, SLG: 0.647 (1, 2)	1-3 K 1-2			1-2 F9 1-2		0-0 F2 1-2	1-0 F8 1-2		1-0 FC5-4 1B 1-2f 2-3
Kevin Stocker, S OBP: 0.500, SLG: 0.765 Bubba Trammell, R OBP: 0.333, SLG: 0.833 (6, PH) (7, 9)		2-2 F7 1-2		4-1 FC6-4 BB BB		0-0 HR 1-2	2-2 P3 1-2		0-0 G5-4-3 1B 1-2 3-H
Miguel Cairo, R OBP: 0.286, SLG: 0.400 (1, 4)		0-0 P6 1-2		4-2 FC6-4 1-2 BB		3-2 G6-3 1-2		2-2 L3 1-2	1-0 G5-4-3 1-2f

Inning Stats	R: 1	H: 2	E: 0	K: 2	S: 17	LOB: 3	BB: 2	P: 30	R: 0	H: 0	E: 0	K: 0	S: 5	LOB: 0	BB: 0	P: 8	R: 0	H: 0	E: 0	K: 2	S: 12	LOB: 1	BB: 1	P: 19	R: 0	H: 0	E: 0	K: 0	S: 9	LOB: 2	BB: 2	P: 18	R: 1	H: 1	E: 0	K: 0	S: 11	LOB: 1	BB: 1	P: 17	R: 1	H: 3	E: 0	K: 0	S: 14	LOB: 2	BB: 0	P: 22	R: 0	H: 2	E: 0	K: 0	S: 9	LOB: 2	BB: 0	P: 17	R: 0	H: 0	E: 0	K: 0	S: 9	LOB: 1	BB: 1	P: 18	R: 2	H: 2	E: 1	K: 0	S: 6	LOB: 1	BB: 0	P: 10	1B: 6	SF: 1	2B: 3	SAC: 0	3B: 0	DP: 1	HR: 1	HBP: 1	WP: 0	PA: 45
--------------	------	------	------	------	-------	--------	-------	-------	------	------	------	------	------	--------	-------	------	------	------	------	------	-------	--------	-------	-------	------	------	------	------	------	--------	-------	-------	------	------	------	------	-------	--------	-------	-------	------	------	------	------	-------	--------	-------	-------	------	------	------	------	------	--------	-------	-------	------	------	------	------	------	--------	-------	-------	------	------	------	------	------	--------	-------	-------	-------	-------	-------	--------	-------	-------	-------	--------	-------	--------

PITCHER	IP	WLS	BF	H	R	ER	SO	BB	IBB	HBP	BLK	WP	HR	S	P	ERA	WHIP
Jaret Wright, R ERA: 3.6	(1, 1)	5.0	24	3	2	2	4	6	0	0	0	0	0	54	92	3.60	1.800
Bobby Witt, R ERA: 3.86	(6, 1)	2.0	11	5	1	1	0	0	0	0	0	0	1	23	39	4.50	2.500
Tom Martin, L ERA: 18.0	(8, 1)	1.0	4	0	0	0	0	1	0	0	0	0	0	9	18	0.00	1.000
Steve Karsay, R ERA: 4.5	(9, 1)	1.0	6	2	2	1	0	0	0	1	0	0	0	6	10	9.00	2.000

Batter	1	2	3	4	5	6	7	8	9	AB R H RBI BB SO LOB	TOP		
Kenny Lofton, L (1, 8) OBP: 0.364, SLG: 0.450	1-3 K		1-0 F7		2-2 G6-3 HR 1B	1-3 K		4-1 BB		4 1 1 0 1 2 1	Cleveland Indians @ Tampa Bay Devil Rays Tropicana Field, St. Petersburg, FL Sat Apr 08 2000, 4:15 PM EDT Att: 30,177 - Dome - 72 F		
Omar Vizquel, S (1, 6) OBP: 0.304, SLG: 0.500	1-1 P6		3-2 G4-3 WP 2B		0-1 F8		0-2 F5	3-3 K		5 1 1 0 0 1 3			
Roberto Alomar, S (1, 4) OBP: 0.182, SLG: 0.100	3-1 F7		1-2 G4-3		3-2 G6-3		2-2 BB BB 1B	1-3 K		5 0 1 0 0 1 2			
Manny Ramirez, R (1, 9) OBP: 0.333, SLG: 0.429		2-1 2B	3-2 G6-3		1-0 HR		4-0 BB BB	0-3 K		4 1 2 2 1 1 0			
Jim Thome, L (1, 10) OBP: 0.273, SLG: 0.727		3-1 G6-3		0-3 K	2-2 HR		0-3 K	0-1 F8		5 1 1 1 0 2 2			
Richie Sexson, R (1, 3) OBP: 0.429, SLG: 0.250		2-0 BB 2B 1B		3-3 K	0-3 K		4-2 BB			3 1 1 0 1 2 0			
David Justice, L (1, 7) OBP: 0.500, SLG: 0.533		4-0 2B BB		1-2 2B 1B		1-1 F9	1-0 P3			3 1 1 0 1 0 3			
Travis Fryman, R (1, 5) OBP: 0.476, SLG: 0.722		3-2 2B		2-0 2B		4-1 BB		0-2 G5-3		3 0 2 2 1 0 0			
Sandy Alomar Jr., R (1, 2) OBP: 0.400, SLG: 0.308		3-3 K		3-2 G6-3		0-3 K		0-0 CS BB 1B		4 0 1 0 0 2 4			
Inning Stats	R: 0 E: 0 K: 1 S: 7 H: 0 LOB: 0 BB: 0 P: 12	R: 2 E: 0 K: 1 S: 12 H: 3 LOB: 1 BB: 1 P: 29	R: 1 E: 0 K: 0 S: 11 H: 1 LOB: 0 BB: 0 P: 19	R: 0 E: 0 K: 2 S: 16 H: 2 LOB: 2 BB: 0 P: 25	R: 3 E: 0 K: 1 S: 18 H: 3 LOB: 0 BB: 0 P: 26	R: 0 E: 0 K: 2 S: 9 H: 0 LOB: 1 BB: 1 P: 15	R: 0 E: 0 K: 1 S: 13 H: 1 LOB: 3 BB: 2 P: 24	R: 0 E: 0 K: 1 S: 9 H: 1 LOB: 2 BB: 1 P: 16	R: 0 E: 0 K: 2 S: 9 H: 0 LOB: 0 BB: 0 P: 10	1B: 5 2B: 5 3B: 0 HR: 2 SF: 0 SAC: 0 DP: 1 HBP: 0	WP: 1 PB: 0 SB: 0 CS: 1 PA: 41		
PITCHER	IP WLS BF H R ER SO BB IBB HBP BLK WP HR S P ERA WHIP											PITCHER	IP WLS BF H R ER SO BB IBB HBP BLK WP HR S P ERA WHIP
Steve Trachsel, R (1, 1) ERA: 4.63	4.2 L 23 9 6 6 4 1 0 0 0 1 2 61 108 11.57 2.143												
Jeff Sparks, R (5, 1) ERA:	2.1 11 1 0 0 4 3 0 0 0 0 0 25 42 0.00 1.714												
Albie Lopez, R (8, 1) ERA: 8.1	2.0 7 1 0 0 3 1 0 0 0 0 0 18 26 0.00 1.000												

AB	36
R	6
H	11
RBI	5
BB	5
SO	11
LOB	15



Batter	1	2	3	4	5	6	7	8	9	AB R H RBI BB SO LOB
Gerald Williams, R (1, 8) OBP: 0.267, SLG: 0.429	2-1 2B		1-3 K		2-1 2B		2-2 P6		2-2 G6-4-3	5 0 2 0 0 1 1
Dave Martinez, L (1, 9) OBP: 0.217, SLG: 0.273	1-0 P6		1-1 G4-3		3-2 F8		2-1 2B		1-3 K	5 0 1 0 0 1 3
Jose Canseco, R (1, 10) OBP: 0.393, SLG: 0.458	3-0 L5		3-3 K			0-0 HR 2B	4-0 BB			3 1 1 0 1 1 1
Fred McGriff, L (1, 3) OBP: 0.360, SLG: 0.476	2-3 K			0-0 G6-3		4-1 HR BB	2-3 K			3 1 0 0 1 2 3
Greg Vaughn, R (1, 7) OBP: 0.400, SLG: 0.818		3-1 HR		0-0 G5-3		2-0 HR		1-1 F8		4 2 2 4 0 0 0
Herbert Perry, R (1, 5) OBP: 0.320, SLG: 0.304		1-0 L9		1-3 K		1-1 G1-3		1-3 K		4 0 0 0 0 2 0
John Flaherty, R (1, 2) OBP: 0.381, SLG: 0.619		1-0 1B			0-0 G6-3	3-3 K2-3		0-1 1B		4 0 2 0 0 1 0
Kevin Stocker, S (1, 6) OBP: 0.476, SLG: 0.700		2-3 K			1-0 FC5-4 1B	2-3 K		3-2 F8		3 0 1 0 0 2 1
Bubba Trammell, R (8, PH) OBP: 0.286, SLG: 0.714										1 0 0 0 0 0 1
Ozzie Guillen, L (9, 6)										0 0 0 0 0 0 0
Miguel Cairo, R (1, 4) OBP: 0.280, SLG: 0.375		0-0 B1-3			2-2 FC5-4 2B		2-1 G6-3		2-1 G6-4-3 1B	4 0 1 0 0 0 2

Inning Stats	R: 0 E: 0 K: 1 S: 7	H: 1 LOB: 1 BB: 0 P: 15	R: 1 E: 0 K: 1 S: 8	H: 2 LOB: 1 BB: 0 P: 15	R: 0 E: 0 K: 2 S: 8	H: 0 LOB: 0 BB: 0 P: 13	R: 0 E: 0 K: 1 S: 5	H: 0 LOB: 0 BB: 0 P: 6	R: 0 E: 0 K: 0 S: 10	H: 2 LOB: 2 BB: 0 P: 18	R: 3 E: 0 K: 2 S: 11	H: 2 LOB: 0 BB: 1 P: 23	R: 0 E: 0 K: 1 S: 10	H: 1 LOB: 2 BB: 1 P: 22	R: 0 E: 0 K: 1 S: 11	H: 1 LOB: 1 BB: 0 P: 16	R: 0 E: 0 K: 1 S: 8	H: 1 LOB: 0 BB: 0 P: 13	1B: 4 2B: 4 3B: 0 HR: 2	SF: 0 SAC: 0 DP: 1 HBP: 0
--------------	------------------------------	----------------------------------	------------------------------	----------------------------------	------------------------------	----------------------------------	------------------------------	---------------------------------	-------------------------------	----------------------------------	-------------------------------	----------------------------------	-------------------------------	----------------------------------	-------------------------------	----------------------------------	------------------------------	----------------------------------	----------------------------------	------------------------------------


BOTTOM

Cleveland Indians @ Tampa Bay Devil Rays
Tropicana Field, St. Petersburg, FL

Sat Apr 08 2000, 4:15 PM EDT
Att: 30,177 - Dome - 72 F

livebaseballscorecards.com

AB	36
R	4
H	10
RBI	4
BB	2
SO	10
LOB	12



PITCHER	IP	WLS	BF	H	R	ER	SO	BB	IBB	HBP	BLK	WP	HR	S	P	ERA	WHIP
Dave Burba, R (1, 1) ERA: 6.0	6.0	W	26	7	4	4	7	1	0	0	0	0	2	49	90	6.00	1.333
Scott Kamieniecki, R (7, 1) ERA: 5.4	0.2	H	3	1	0	0	0	0	0	0	0	0	0	7	13	0.00	1.500
Paul Shuey, R (7, 1) ERA:	1.1	H	6	1	0	0	2	1	0	0	0	0	0	14	25	0.00	1.500
Steve Karsay, R (9, 1) ERA: 3.0	1.0	S	3	1	0	0	1	0	0	0	0	0	0	8	13	0.00	1.000

Batter	1	2	3	4	5	6	7	8	9	AB	R	H	RBI	BB	SO	LOB	TOP										
Kenny Lofton, L (1, 8) OBP: 0.385, SLG: 0.583 Jacob Cruz, L (6, 8) OBP: 0.200, SLG: 0.400										4	3	2	4	0	1	2											
Omar Vizquel, S (1, 6) OBP: 0.310, SLG: 0.519										5	1	2	5	0	0	0											
Roberto Alomar, S (1, 4) OBP: 0.269, SLG: 0.391 Enrique Wilson, S (6, 4) OBP: 0.750, SLG: 1.000										3	1	2	2	0	0	0											
Manny Ramirez, R (1, 9) OBP: 0.300, SLG: 0.481										6	1	1	2	0	3	4											
Jim Thome, L (1, 10) OBP: 0.250, SLG: 0.593										5	0	0	0	1	5	1											
Richie Sexson, R (1, 3) OBP: 0.385, SLG: 0.238										5	3	1	0	0	0	1											
David Justice, L (1, 7) OBP: 0.542, SLG: 0.789 Alex Ramirez, R (7, 7) OBP: 0.500, SLG: 1.000											4	3	3	2	0	0	1										
Travis Fryman, R (1, 5) OBP: 0.500, SLG: 0.650											2	3	0	0	3	2	1										
Sandy Alomar Jr., R (1, 2) OBP: 0.400, SLG: 0.333										5	1	2	2	0	0	3											
Inning Stats	R: 0 E: 0 K: 2 S: 15	H: 1 LOB: 1 BB: 0 P: 23	R: 5 E: 1 K: 1 S: 13	H: 3 LOB: 0 BB: 1 P: 29	R: 0 E: 0 K: 2 S: 9	H: 0 LOB: 0 BB: 0 P: 15	R: 5 E: 0 K: 1 S: 19	H: 4 LOB: 0 BB: 1 P: 31	R: 3 E: 1 K: 1 S: 19	H: 2 LOB: 2 BB: 1 P: 34	R: 2 E: 0 K: 2 S: 15	H: 2 LOB: 0 BB: 0 P: 20	R: 2 E: 0 K: 0 S: 14	H: 2 LOB: 1 BB: 1 P: 25	R: 0 E: 0 K: 2 S: 13	H: 1 LOB: 1 BB: 0 P: 20	R: 0 E: 0 K: 1 S: 9	H: 1 LOB: 1 BB: 0 P: 13	1B: 7 2B: 4 3B: 2 HR: 3	SF: 1 SAC: 0 DP: 0 HBP: 1	WP: 0 PB: 0 SB: 0 CS: 0	PA: 50					
PITCHER	IP	WLS	BF	H	R	ER	SO	BB	IBB	HBP	BLK	WP	HR	S	P	ERA	WHIP										
Ryan Rupe, R (1, 1) ERA: 8.68 Jim Morris, L (4, 1) ERA: 10.13 Rick White, R (5, 1) ERA: 10.13 Dave Elland, R (7, 1) ERA: 15.88 Jim Mecir, R (8, 1) ERA: 4.5	3.1	L	19	6	8	6	5	2	0	0	0	0	0	44	81	16.20	2.400										
Roberto Hernandez, R (9, 1) ERA:	1.0		4	1	0	0	1	0	0	0	0	0	0	9	13	0.00	1.000										

Cleveland Indians @ Tampa Bay Devil Rays
 Tropicana Field, St. Petersburg, FL
 Sun Apr 09 2000, 8:00 PM EDT
 Att. 21,357 - Dome - 72 F

AB	44
R	17
H	16
RBI	17
BB	4
SO	12
LOB	14



WP: 0	PA: 50
PB: 0	
SB: 0	
CS: 0	

Batter	1	2	3	4	5	6	7	8	9	AB	R	H	RBI	BB	SO	LOB
Gerald Williams, R OBP: 0.343, SLG: 0.515 (1, 8)	1-0 CS 1B		0-2 BB FC6-4 1B	2-2 G5-3 1-2			1-1 1B G6-4-3 2B	3-2 1B 1-3 3-H 1B		5	2	4	0	0	0	1
Miguel Cairo, R OBP: 0.321, SLG: 0.360 Tony Graffanino, R OBP: 1.000, SLG: 1.000 (1, 4) (7, 4)	4-1 SAFE 1-2 BB		4-1 FC6-4 1-2 BB		0-3 K		0-1 2-3 1B G6-4-3	1-2 1-3 3-H 1B		1	0	0	0	2	1	0
Jose Canseco, R OBP: 0.364, SLG: 0.414 (1, 10)	1-0 F8		0-1 P2		0-0 BB 1B		2-2 G6-4-3 1-2f 3-H 1B	1-1 P6		5	0	1	0	0	0	6
Fred McGriff, L OBP: 0.357, SLG: 0.435 Steve Cox, L OBP: 0.600, SLG: 0.500 (1, 3) (7, PH) (8, 3)	0-3 K		4-2 FC6-4 1-2 2-3 BB		1-3 K		1-1 1B		0-0 F7	2	0	0	0	1	2	2
Greg Vaughn, R OBP: 0.367, SLG: 0.692 (1, 7)		3-3 K	1-0 FC6-4 1-2f 2-3 3-H BB		4-2 BB 1B		1-3 K		0-0 G6-3	4	0	0	1	1	2	3
Herbert Perry, R OBP: 0.267, SLG: 0.250 (1, 5)		2-1 G4-3	2-3 K		0-3 K			0-0 F9	0-3 K	5	0	0	0	0	3	4
Bubba Trammell, R OBP: 0.364, SLG: 0.700 (1, 9)		4-2 1B BB		1-3 K		0-1 G4-3		1-0 WP WP 2B		3	1	1	0	1	1	0
Mike DiFelice, R OBP: 0.571, SLG: 0.500 (1, 2)		3-2 1-2 1B		2-3 K		3-1 G4-3		4-2 1B WP 1B BB		3	1	1	0	1	1	0
Kevin Stocker, S OBP: 0.458, SLG: 0.652 Ozzie Guillen, L (7, 6)		0-1 G3-1		0-0 WP 1B		1-3 K		0-0 F8		3	0	1	0	0	1	2
										1	0	0	0	0	0	2


Inning Stats	R: 0	H: 1	E: 0	K: 1	S: 6	LOB: 1	BB: 1	P: 12
	R: 0	H: 1	E: 0	K: 1	S: 13	LOB: 2	BB: 1	P: 25
	R: 1	H: 1	E: 0	K: 1	S: 14	LOB: 2	BB: 2	P: 25
	R: 0	H: 1	E: 0	K: 2	S: 11	LOB: 1	BB: 0	P: 16
	R: 0	H: 1	E: 0	K: 3	S: 13	LOB: 2	BB: 1	P: 18
	R: 0	H: 0	E: 0	K: 1	S: 8	LOB: 0	BB: 0	P: 12
	R: 1	H: 3	E: 0	K: 1	S: 13	LOB: 1	BB: 0	P: 18
	R: 2	H: 3	E: 0	K: 0	S: 16	LOB: 2	BB: 1	P: 26
	R: 0	H: 0	E: 0	K: 1	S: 5	LOB: 0	BB: 0	P: 5
	1B: 9	2B: 2	3B: 0	HR: 0	SF: 0	SAC: 0	DP: 1	HBP: 0
	WP: 3	PB: 0	SB: 0	CS: 1	PA: 42			

BOTTOM

Cleveland Indians @ Tampa Bay Devil Rays
Tropicana Field, St. Petersburg, FL

Sun Apr 09 2000, 8:00 PM EDT
Att: 21,357 - Dome - 72 F

AB	36
R	4
H	11
RBI	2
BB	6
SO	11
LOB	20



Batter	1	2	3	4	5	6	7	8	9	AB	R	H	RBI	BB	SO	LOB	TOP								
Kenny Lofton, L (1, 10) OBP: 0.367, SLG: 0.536 Richie Sexson, R (7, PH) OBP: 0.393, SLG: 0.227	3-3 1B	1-2 G6-3 1B		1-1 G6-3 1B		2-1 1B	4-1 2B	0-1 F9 		4	0	1	0	0	1	1									
Omar Vizquel, S (1, 6) OBP: 0.371, SLG: 0.594	3-2 G4-3 3B	4-2 BB BB		0-1 G6-3 2B		2-0 1B	1-2 BB 2B		1-0 G1-3 	5	1	3	1	1	0	1									
Roberto Alomar, S (1, 4) OBP: 0.281, SLG: 0.333	1-1 G4-3 2B	4-1 BB		4-1 BB		1-3 K 	2-1 FC5-2 BB		0-0 G1-3 	4	0	0	0	2	1	5									
Manny Ramirez, R (1, 9) OBP: 0.389, SLG: 0.567	1-0 1B	4-2 BB		2-1 1B		2-0 L6 	4-0 BB		4-2 BB 1B	3	2	2	2	3	0	2									
Jim Thome, L (1, 3) OBP: 0.265, SLG: 0.531	4-0 1B	3-2 G6-3 1B		3-1 G6-3 1B		0-0 G6-3 	3-2 G4-3 		1-1 BB	5	2	1	0	1	0	10									
David Justice, L (1, 7) OBP: 0.533, SLG: 0.696	4-2 1B		0-0 P6 		0-0 G3 		3-2 2B	0-1 G4-3 	4-1 1B	4	1	1	0	2	0	0									
Travis Fryman, R (1, 5) OBP: 0.531, SLG: 0.654	3-1 1B		3-1 F8 		3-3 K 		0-1 2B	2-1 1B	2-2 1B	6	1	4	4	0	1	0									
Jacob Cruz, L (1, 8) OBP: 0.364, SLG: 0.500	1-1 F8 		1-1 G5-3 		3-2 1B		2-1 2B	2-1 HBP	0-0 G4-3 	5	1	2	2	0	0	4									
Einar Diaz, R (1, 2) OBP: 0.200, SLG: 0.111		0-0 F5 		2-2 G6-3 1B		1-0 FC6-4 		2-1 G6-3 	1-2 F2 	4	1	0	0	0	0	4									
Inning Stats	R: 3 E: 0 K: 1 S: 16	H: 3 LOB: 2 BB: 2 P: 36	R: 0 E: 0 K: 0 S: 12	H: 0 LOB: 3 BB: 3 P: 28	R: 0 E: 0 K: 0 S: 5	H: 0 LOB: 0 BB: 0 P: 9	R: 1 E: 0 K: 0 S: 12	H: 1 LOB: 2 BB: 1 P: 24	R: 0 E: 0 K: 1 S: 8	H: 1 LOB: 1 BB: 0 P: 15	R: 0 E: 0 K: 1 S: 8	H: 2 LOB: 2 BB: 0 P: 15	R: 3 E: 0 K: 0 S: 21	H: 4 LOB: 3 BB: 2 P: 42	R: 0 E: 0 K: 0 S: 10	H: 1 LOB: 2 BB: 0 P: 15	R: 2 E: 0 K: 0 S: 11	H: 2 LOB: 2 BB: 2 P: 23	1B: 10 2B: 3 3B: 1 HR: 0	SF: 0 SAC: 0 DP: 0 HBP: 2	WP: 0 PB: 0 SB: 0 CS: 0	PA: 53			
PITCHER	IP	WLS	BF	H	R	ER	SO	BB	IBB	HBP	BLK	WP	HR	S	P	ERA	WHIP								
Tim Hudson, R (1, 1) ERA: 3.0	5.0		27	5	4	4	2	6	0	1	0	0	0	53	112	7.20	2.200								
Jeff Tam, R (6, 1) ERA: 4.76	1.1	L	9	5	3	3	1	0	0	0	0	0	0	18	32	20.25	3.750								
Mike Magnante, L (7, 1) ERA: 3.38	1.1		9	2	0	0	0	2	0	1	0	0	0	19	38	0.00	3.000								
T.J. Mathews, R (8, 1) ERA: 10.13	1.1		8	2	2	2	0	2	0	0	0	0	0	13	25	13.50	3.000								

Cleveland Indians @ Oakland Athletics
Network Associates Coliseum, Oakland, CA
 Mon Apr 10 2000, 10:05 PM EDT
 Att: 9,123 - Sunny - 60 F

AB	41
R	9
H	14
RBI	9
BB	10
SO	3
LOB	29



Batter	1	2	3	4	5	6	7	8	9
Ryan Christenson, R (1, 8) Rich Becker, L (7, PH) OBP: 0.273, SLG: 0.278 (8, 8)	2-3 K		1-0 L8		3-3 K		2-1 G6-3		0-0 G4-3
Frank Menechino, R (1, 4) OBP: 0.345, SLG: 0.565	0-3 K		2-2 G5-3			1-1 2B 1B	1-3 K		
Jason Giambi, L (1, 3) OBP: 0.367, SLG: 0.741	0-1 G3-1		1-3 K			2-3 K	3-2 F7		
John Jaha, R (1, 10) OBP: 0.440, SLG: 0.176		2-2 S 1B		2-2 G6-4-3 1B		4-1 2B BB		2-3 K	
Matt Stairs, L (1, 9) OBP: 0.333, SLG: 0.400		2-3 K		3-3 K		0-0 L7		1-2 1B	
Ramon Hernandez, R (1, 2) OBP: 0.158, SLG: 0.353		0-3 K		1-0 G6-4-3 1-2f		2-0 1-H 2-H 2B		1-3 K	
Ben Grieve, L (1, 7) OBP: 0.259, SLG: 0.304		3-3 K			3-3 K	4-0 BB		2-1 F5	
Miguel Tejada, R (1, 6) OBP: 0.370, SLG: 0.227			1-0 3 HR 1B		0-0 3 G3 1B	0-3 K		0-3 K	
3 Eric Chavez, L (1, 5) OBP: 0.455, SLG: 0.750			0-0 1-H HR		2-2 G3		4-2 G6-3 BB		0-3 K

AB	R	H	RBI	BB	SO	LOB
3	0	0	0	0	2	1
2	0	0	0	0	0	1
4	1	1	0	0	2	1
4	0	0	0	0	2	2
3	1	2	0	1	1	0
4	0	1	0	0	2	4
4	0	1	2	0	2	3
3	0	0	0	1	2	2
4	1	2	0	0	2	2
3	1	1	2	1	1	1

BOTTOM

Cleveland Indians @ Oakland Athletics
Network Associates Coliseum, Oakland, CA

Mon Apr 10 2000, 10:05 PM EDT
 Att. 9,123 - Sunny - 60 F

livebaseballscorecards.com

AB	34
R	4
H	8
RBI	4
BB	3
SO	16
LOB	17



Inning Stats	R: 0	H: 0	E: 0	K: 2	S: 8	H: 0	LOB: 0	BB: 0	P: 10	R: 0	H: 1	E: 0	K: 3	S: 13	H: 1	LOB: 1	BB: 0	P: 20	R: 2	H: 2	E: 0	K: 1	S: 9	H: 1	LOB: 0	BB: 0	P: 14	R: 0	H: 1	E: 0	K: 1	S: 7	H: 1	LOB: 1	BB: 0	P: 21	R: 2	H: 2	E: 0	K: 2	S: 11	H: 2	LOB: 2	BB: 2	P: 24	R: 0	H: 0	E: 0	K: 1	S: 14	H: 1	LOB: 1	BB: 1	P: 24	R: 0	H: 1	E: 0	K: 2	S: 12	H: 1	LOB: 1	BB: 0	P: 18	R: 0	H: 0	E: 0	K: 2	S: 7	H: 0	LOB: 0	BB: 0	P: 7	1B: 6	SF: 0	2B: 1	SAC: 0	3B: 0	DP: 1	HR: 1	HBP: 0	WP: 0	PA: 37
--------------	------	------	------	------	------	------	--------	-------	-------	------	------	------	------	-------	------	--------	-------	-------	------	------	------	------	------	------	--------	-------	-------	------	------	------	------	------	------	--------	-------	-------	------	------	------	------	-------	------	--------	-------	-------	------	------	------	------	-------	------	--------	-------	-------	------	------	------	------	-------	------	--------	-------	-------	------	------	------	------	------	------	--------	-------	------	-------	-------	-------	--------	-------	-------	-------	--------	-------	--------

PITCHER	IP	WLS	BF	H	R	ER	SO	BB	IBB	HBP	BLK	WP	HR	S	P	ERA	WHIP
Chuck Finley, L (1, 1) ERA: 6.75	5.2		25	7	4	4	10	2	0	0	0	0	1	58	99	6.35	1.588
Scott Kamieniecki, R (6, 1) ERA: 3.86	1.1	W	5	0	0	0	2	1	0	0	0	0	0	17	27	0.00	0.750
Paul Shuey, R (8, 1) ERA:	1.0	H	4	1	0	0	2	0	0	0	0	0	0	12	18	0.00	1.000
Steve Karsay, R (9, 1) ERA: 2.25	1.0		3	0	0	0	2	0	0	0	0	0	0	7	7	0.00	0.000

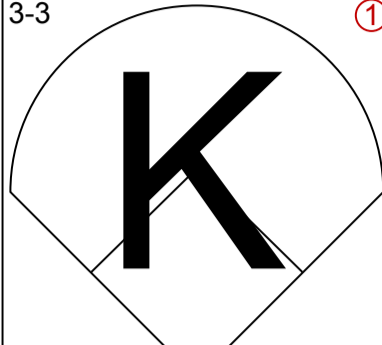
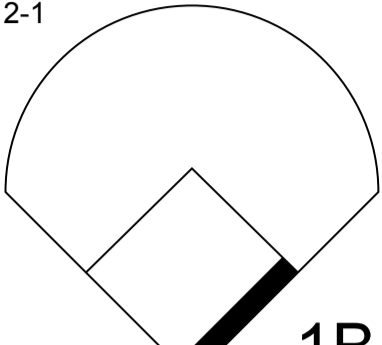
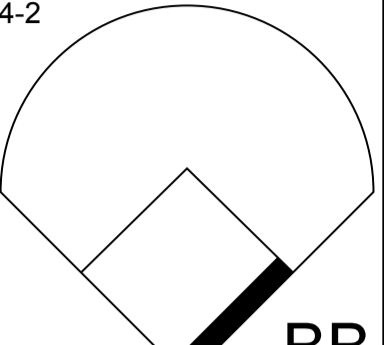
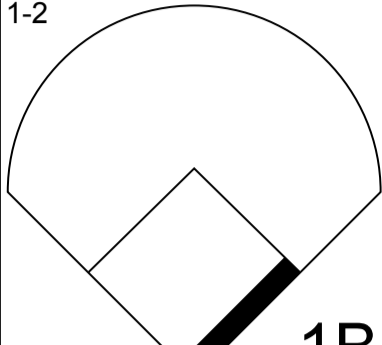
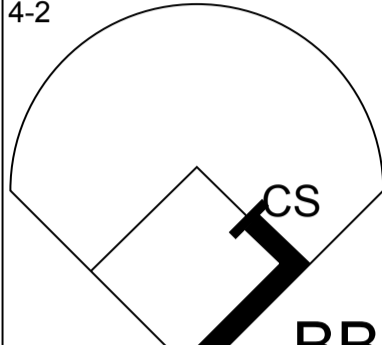
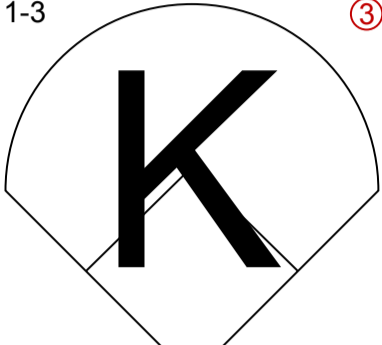
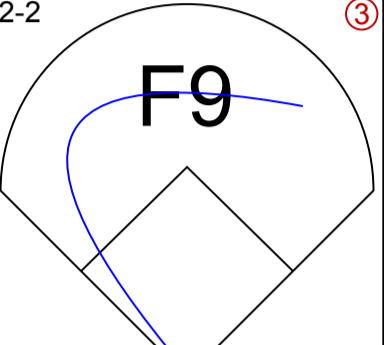
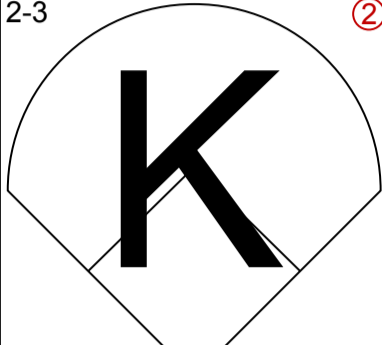
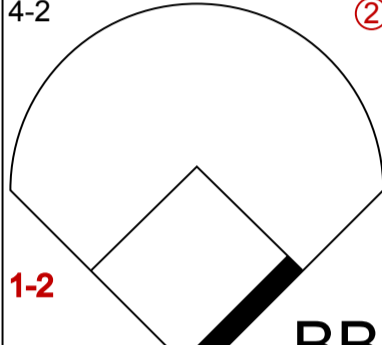
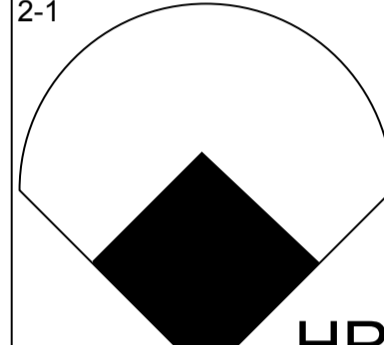
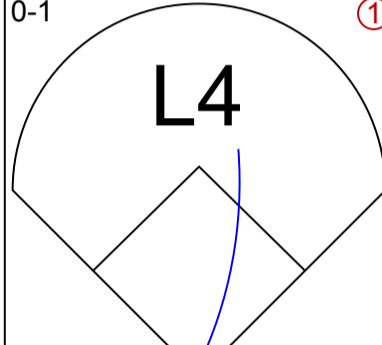
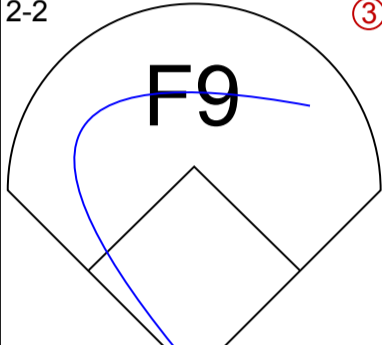
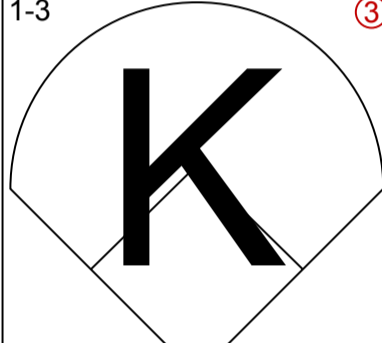
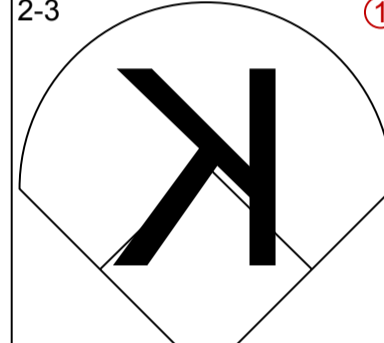
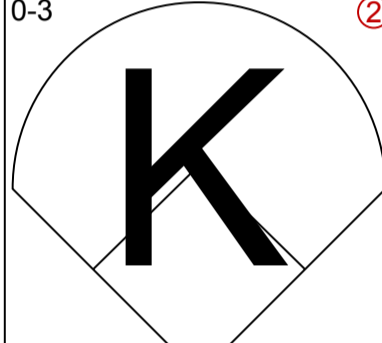
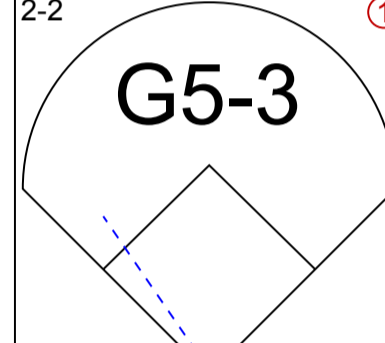
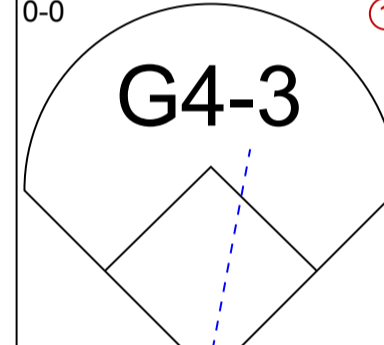
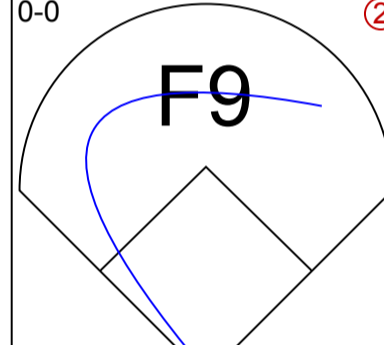
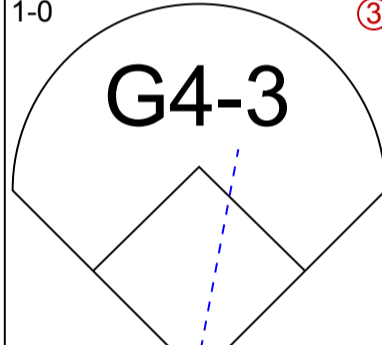
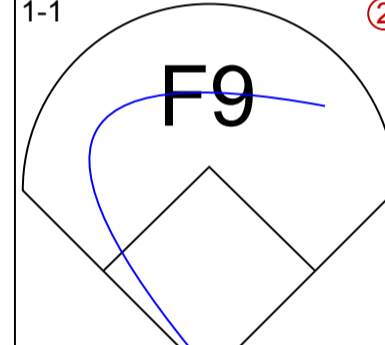
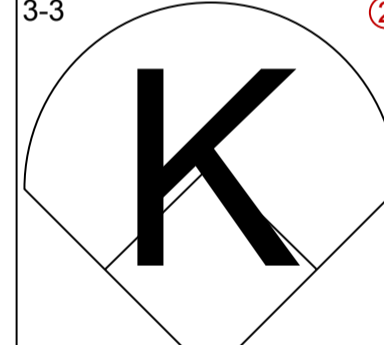
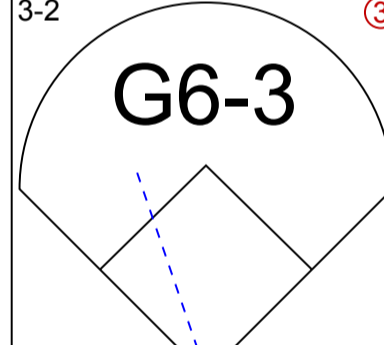
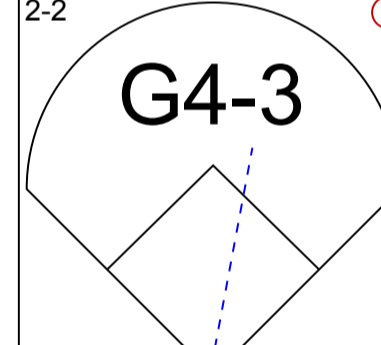
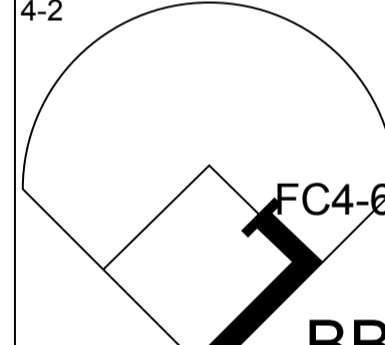
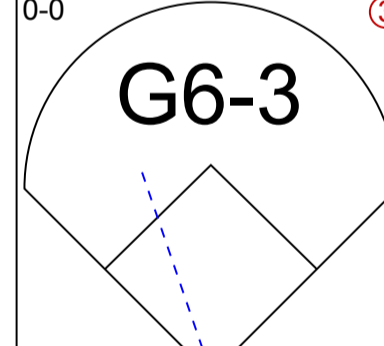
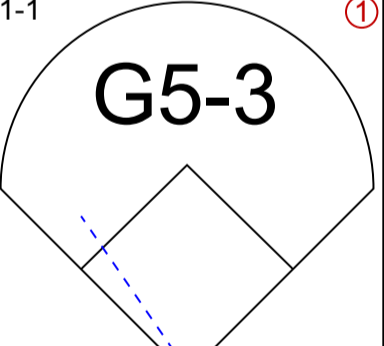
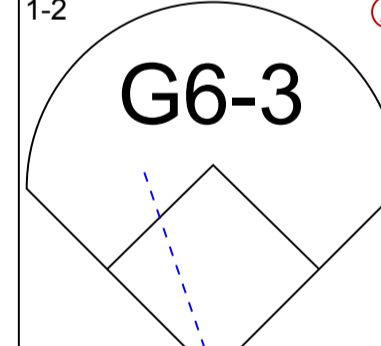
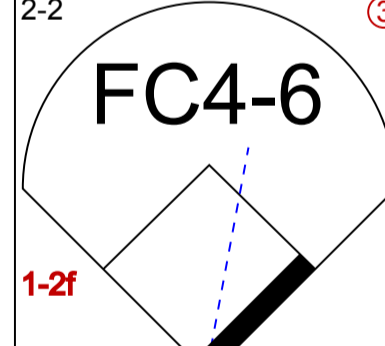
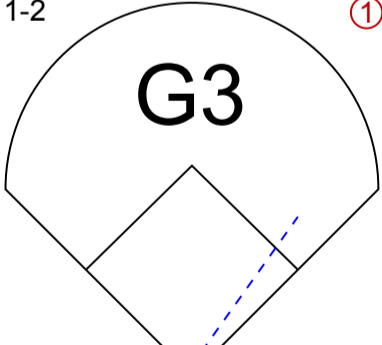
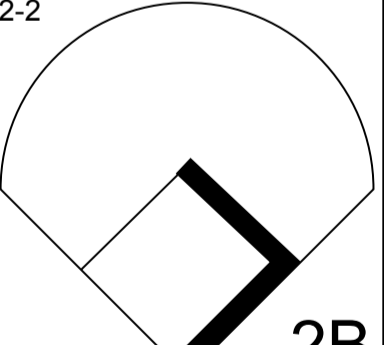
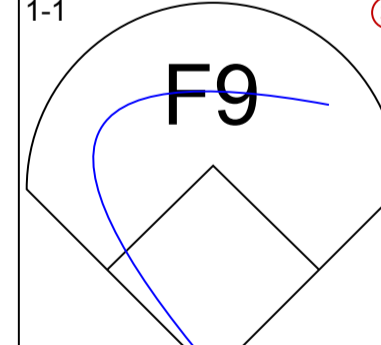
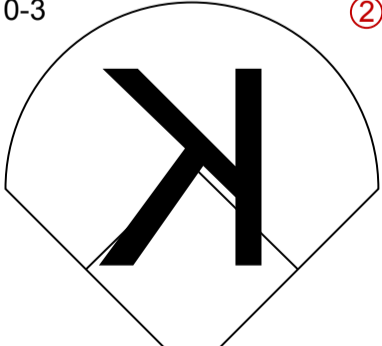
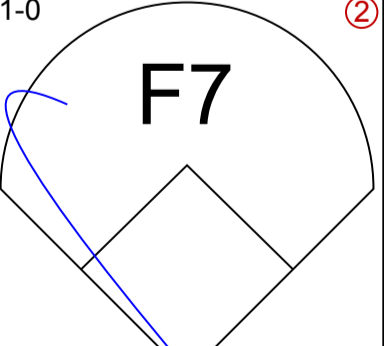
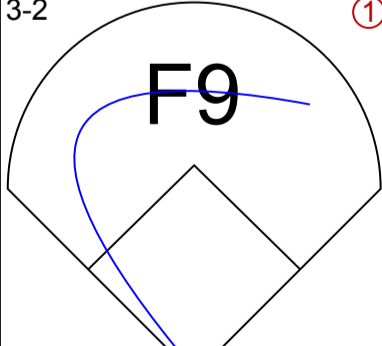
Batter	1	2	3	4	5	6	7	8	9	AB R H RBI BB SO LOB	TOP											
Kenny Lofton, L (1, 8) OBP: 0.343, SLG: 0.469	2-2 G4-3		0-0 G3		2-1 FC3-6 SF8	2-0 F8			4-2 BB	4 1 0 0 1 0 5												
Omar Vizquel, S (1, 6) OBP: 0.350, SLG: 0.528	2-1 G5-3		2-0 F7		4-0 SAFE BB			2-2 F9	0-3 BB	4 0 0 0 1 1 3												
Roberto Alomar, S (1, 4) OBP: 0.270, SLG: 0.323	1-2 G4-3			2-1 1B G6-4-3	0-0 SF8			1-0 G3	1-1 F9	4 1 1 1 0 0 2												
Manny Ramirez, R (1, 9) OBP: 0.390, SLG: 0.529		2-1 F9		2-1 G6-4-3 1B	0-1 F8			4-1 BB	3-3 BB	4 0 1 0 1 1 3												
Jim Thome, L (1, 3) OBP: 0.289, SLG: 0.543		1-1 G5-3		4-2 G6-4-3 BB		3-2 1B 2B		1-3 BB		3 1 1 0 1 1 1												
Richie Sexson, R (1, 10) OBP: 0.344, SLG: 0.192		3-3 K		3-2 G6-4-3		3-2 P4		1-3 K		4 0 0 0 0 2 3												
David Justice, L (1, 7) OBP: 0.500, SLG: 0.741			0-0 HR		2-0 F3			1-2 G1-4-3		4 1 1 1 0 1 2												
Travis Fryman, R (1, 5) OBP: 0.528, SLG: 0.621		1-1 F7		4-2 FC3-6 1B BB	2-1 1B			0-3 K		3 1 1 1 1 1 0												
Sandy Alomar Jr., R (1, 2) OBP: 0.500, SLG: 0.450		4-0 G3 BB		0-0 FC3-6 1B	4-2 HBP			1-2 F9 2B		2 0 2 0 1 0 0												
Inning Stats	R: 0 E: 0 K: 0 S: 10	H: 0 LOB: 0 BB: 0 P: 15	R: 0 E: 0 K: 1 S: 7	H: 0 LOB: 0 BB: 0 P: 13	R: 1 E: 0 K: 0 S: 5	H: 1 LOB: 1 BB: 1 P: 12	R: 1 E: 0 K: 1 S: 12	H: 2 LOB: 1 BB: 1 P: 25	R: 2 E: 1 K: 0 S: 8	H: 1 LOB: 1 BB: 2 P: 18	R: 1 E: 0 K: 0 S: 14	H: 2 LOB: 2 BB: 0 P: 30	R: 0 E: 0 K: 1 S: 8	H: 0 LOB: 1 BB: 1 P: 16	R: 0 E: 0 K: 2 S: 10	H: 0 LOB: 0 BB: 0 P: 12	R: 0 E: 0 K: 2 S: 17	H: 1 LOB: 2 BB: 1 P: 26	1B: 4 2B: 2 3B: 0 HR: 1	SF: 1 SAC: 0 DP: 1 HBP: 1	WP: 0 PB: 0 SB: 0 CS: 0	PA: 40
PITCHER	IP WLS BF H R ER SO BB IBB HBP BLK WP HR S P ERA WHIP																					
Omar Olivares, R (1, 1) ERA: 4.15	5.2 L 26 6 5 4 2 4 0 0 0 0 0 1 51 102 6.35 1.765																					
Luis Vizcaino, R (6, 1) ERA: 2.57	2.1 9 0 0 0 3 1 0 1 0 0 0 0 23 39 0.00 0.429																					
Mike Magnante, L (9, 1) ERA: 2.7	0.2 4 1 0 0 1 1 0 0 0 0 0 0 12 18 0.00 3.000																					
Doug Jones, R (9, 1) ERA:	0.1 1 0 0 0 1 0 0 0 0 0 0 0 5 8 0.00 0.000																					

Cleveland Indians @ Oakland Athletics
Network Associates Coliseum, Oakland, CA
Tue Apr 11 2000, 10:05 PM EDT
Att. 8,638 - Sunny - 68 F

livebaseballscorecards.com

AB	32
R	5
H	7
RBI	3
BB	6
SO	7
LOB	19



Batter	1	2	3	4	5	6	7	8	9	AB	R	H	RBI	BB	SO	LOB	
Rich Becker, L (1, 8) OBP: 0.346, SLG: 0.333	3-3 		2-1  1B		4-2  BB			1-2  1B		3	0	2	0	1	1	0	
Frank Menechino, R (1, 4) OBP: 0.344, SLG: 0.520 Jeremy Giambi, L (8, PH) OBP: 0.143, SLG: 0.500 Jorge Velandia, R (9, 4)	4-2  CS BB		1-3 		2-2  F9			2-3 		2	0	0	0	1	1	3	
Jason Giambi, L (1, 3) OBP: 0.382, SLG: 0.800	4-2  1-2 BB			2-1 		0-1  L4		2-2  F9		3	1	1	1	1	0	1	
John Jaha, R (1, 10) OBP: 0.379, SLG: 0.143	1-3 			2-3 		0-3 			2-2  G5-3		4	0	0	0	0	3	1
Matt Stairs, L (1, 9) OBP: 0.294, SLG: 0.345		0-0  G4-3		0-0  F9		1-0  G4-3			1-1  F9		4	0	0	0	0	0	
Ben Grieve, L (1, 7) OBP: 0.258, SLG: 0.269		3-3 		3-2  G6-3			2-2  G4-3		4-2  FC4-6 BB		3	0	0	0	1	1	0
Ramon Hernandez, R (1, 2) OBP: 0.130, SLG: 0.286		0-0  G6-3			1-1  G5-3		1-2  G6-3		2-2  FC4-6 1-2f		4	0	0	0	0	0	1
Eric Chavez, L (1, 5) OBP: 0.440, SLG: 0.739			1-2  G3		2-2  2B		1-1  F9				3	0	1	0	0	0	0
Miguel Tejada, R (1, 6) OBP: 0.333, SLG: 0.200			0-3 		1-0  F7			3-2  F9			3	0	0	0	0	1	1

Inning Stats	R: 0	H: 0	E: 0	K: 2	S: 11	LOB: 1	BB: 2	P: 23
	R: 0	H: 0	E: 0	K: 1	S: 5	LOB: 0	BB: 0	P: 8
	R: 0	H: 1	E: 0	K: 2	S: 11	LOB: 1	BB: 0	P: 15
	R: 1	H: 1	E: 0	K: 1	S: 9	LOB: 0	BB: 0	P: 16
	R: 0	H: 1	E: 0	K: 0	S: 12	LOB: 2	BB: 1	P: 22
	R: 0	H: 0	E: 0	K: 1	S: 6	LOB: 0	BB: 0	P: 7
	R: 0	H: 0	E: 0	K: 0	S: 10	LOB: 0	BB: 0	P: 14
	R: 0	H: 1	E: 0	K: 1	S: 16	LOB: 1	BB: 0	P: 24
	R: 0	H: 0	E: 0	K: 0	S: 11	LOB: 1	BB: 1	P: 20


PITCHER	IP	WLS	BF	H	R	ER	SO	BB	IBB	HBP	BLK	WP	HR	S	P	ERA	WHIP
Charles Nagy, R (1, 1) ERA: 4.73	8.0	W	30	4	1	1	8	3	0	0	0	0	1	80	129	1.12	0.875
Paul Shuey, R (9, 1) ERA:	1.0		4	0	0	0	0	1	0	0	0	0	0	11	20	0.00	1.000

BOTTOM

Cleveland Indians @ Oakland Athletics
 Network Associates Coliseum, Oakland, CA

livebaseballscorecards.com

AB 30
R 1
H 4
RBI 1
BB 4
SO 8
LOB 8



WP: 0 PA: 34
 PB: 0
 SB: 0
 CS: 1

Tue Apr 11 2000, 10:05 PM EDT
 Att. 8,638 - Sunny - 68 F

Batter	1	2	3	4	5	6	7	8	9	AB R H RBI BB SO LOB
Kenny Lofton, L OBP: 0.308, SLG: 0.417 (1, 8) C X	0-1 F8		2-3 K			0-0 G6-4-3 1-2f		0-1 F7		4 0 0 0 0 1 1
Omar Vizquel, S OBP: 0.318, SLG: 0.475 (1, 6) C X	0-2 F8			1-2 G5-3		2-3 K		1-3 K2-3		4 0 0 0 0 2 0
Roberto Alomar, S OBP: 0.293, SLG: 0.429 (1, 4) B X	1-0 G3			2-2 G3			2-1 2B 1B		0-2 HR	4 2 2 1 0 0 0
Manny Ramirez, R OBP: 0.400, SLG: 0.553 (1, 9) F X		2-1 1B		0-0 F8			0-1 2B		2-3 K	4 1 2 0 0 1 0
Jim Thome, L OBP: 0.310, SLG: 0.553 (1, 3) F X		2-2 F8			4-2 BB B3-4 BB		2-2 2B 2B		0-3 K	3 2 1 2 1 1 1
Richie Sexson, R OBP: 0.361, SLG: 0.267 (1, 7) C X		2-3 K			0-0 F9		0-0 FC8-5 2B		1-0 1B	4 0 2 1 0 1 2
David Justice, L OBP: 0.474, SLG: 0.667 (1, 10) B X		2-0 G4-3			4-2 BB B3-4 BB		0-1 FC8-5		0-2 F7	3 0 0 0 1 0 3
Travis Fryman, R OBP: 0.487, SLG: 0.563 (1, 5) X			0-0 L8		1-0 B3-4		1-1 G5-3			3 0 0 0 0 0 1
Einar Diaz, R OBP: 0.231, SLG: 0.167 (1, 2) B X			1-1 G5-3			1-2 G6-4-3 1B		1-3 K		3 0 1 0 0 1 0

TOP	
Cleveland Indians @ Oakland Athletics Network Associates Coliseum, Oakland, CA	
Wed Apr 12 2000, 3:35 PM EDT Att. 14,683 - Cloudy - 64 F	
AB 32	
R 5	
H 8	
RBI 4	
BB 2	
SO 7	
LOB 8	
WP: 0 PA: 34	
PB: 0	
SB: 0	
CS: 0	
	

Inning Stats	R: 0	H: 0	E: 0	K: 0	S: 6	P: 7	R: 0	H: 1	E: 0	K: 1	S: 11	P: 19	R: 0	H: 0	E: 0	K: 1	S: 6	P: 9	R: 0	H: 0	E: 0	K: 0	S: 8	P: 11	R: 1	H: 0	E: 0	K: 0	S: 7	P: 16	R: 0	H: 1	E: 0	K: 1	S: 7	P: 10	R: 3	H: 4	E: 0	K: 0	S: 18	P: 23	R: 0	H: 0	E: 0	K: 2	S: 12	P: 14	R: 1	H: 2	E: 0	K: 2	S: 13	P: 16	1B: 4	SF: 0	2B: 5	SAC: 0	3B: 0	DP: 3	HR: 1	HBP: 0
PITCHER	IP	WLS	BF	H	R	ER	SO	BB	IBB	HBP	BLK	WP	HR	S	P	ERA	WHIP																																													
Gil Heredia, R ERA: 4.5 (1, 1)	6.0	L	24	6	4	4	3	2	0	0	0	0	0	59	90	6.00	1.333																																													
Doug Jones, R ERA: (7, 1)	2.0		5	0	0	0	2	0	0	0	0	0	0	16	19	0.00	0.000																																													
Jason Isringhausen, R ERA: 3.0 (9, 1)	1.0		5	2	1	1	2	0	0	0	0	0	1	13	16	9.00	2.000																																													

Batter	1	2	3	4	5	6	7	8	9	AB R H RBI BB SO LOB
Rich Becker, L OBP: 0.333, SLG: 0.320 (1, 8)	3-2 L5		2-1 1B			3-1 F9		1-0 F9		4 0 1 0 0 0 0
3 Eric Chavez, L OBP: 0.379, SLG: 0.630 (1, 5)	2-2 F9		2-3 K			0-3 K		0-0 L3		4 0 0 0 0 2 1
Jason Giambi, L OBP: 0.447, SLG: 0.813 (1, 3)	4-1 BB			4-2 G3-6-3 BB		2-2 1B		1-2 G4-6-3 1B		2 0 2 0 2 0 0
Matt Stairs, L OBP: 0.263, SLG: 0.303 (1, 10)	1-1 F7			0-0 G3-6-3 1-2f			1-3 K		3-2 G4-6-3 1-2f	4 0 0 0 0 1 3
Jeremy Giambi, L OBP: 0.100, SLG: 0.333 (1, 9)		3-2 G5-3		2-0 F7			0-0 G6-3			3 0 0 0 0 0 0
Ben Grieve, L OBP: 0.294, SLG: 0.310 (1, 7)		0-0 F5			2-1 1B		2-1 1B			3 0 2 0 0 0 0
Miguel Tejada, R OBP: 0.303, SLG: 0.179 (1, 6)		1-3 K			2-1 P4		1-0 F3			3 0 0 0 0 1 2
Sal Fasano, R OBP: 0.333, SLG: 0.375 (1, 2)			1-3 K		1-2 F2			2-1 G4-3		2 0 0 0 0 1 1
Ramon Hernandez, R OBP: 0.125, SLG: 0.273 (8, PH) (9, 2)					1-2 F2					1 0 0 0 0 0 0
Jorge Velandia, R OBP: 0.333, SLG: 0.500 (8, PH) (9, 4)			2-1 F9		1-2 F2			2-3 K		2 0 0 0 0 0 1 1 0 0 0 0 1 0

Inning Stats	R: 0	H: 0	E: 0	K: 0	S: 10	R: 0	H: 0	E: 0	K: 1	S: 8	R: 0	H: 1	E: 0	K: 2	S: 11	R: 0	H: 0	E: 0	K: 0	S: 5	R: 0	H: 1	E: 0	K: 0	S: 10	R: 0	H: 1	E: 0	K: 1	S: 7	R: 0	H: 0	E: 0	K: 1	S: 6	R: 0	H: 1	E: 0	K: 0	S: 7	1B: 5	SF: 0	2B: 0	SAC: 0	3B: 0	DP: 2	HR: 0	HBP: 0	WP: 0	PA: 31
	0	0	0	0	10	0	0	0	1	8	0	1	0	0	11	0	0	0	0	5	0	0	1	0	0	10	0	1	0	7	0	0	0	1	6	0	0	0	11	5	0	0	0	2	0	0	31			

PITCHER	IP	WLS	BF	H	R	ER	SO	BB	IBB	HBP	BLK	WP	HR	S	P	ERA	WHIP	PITCHER	IP	WLS	BF	H	R	ER	SO	BB	IBB	HBP	BLK	WP	HR	S	P	ERA	WHIP													
Jaret Wright, R ERA: 1.29 (1, 1)	9.0	W	31	5	0	0	6	2	0	0	0	0	0	74	125	0.00	0.778																															

BOTTOM

Cleveland Indians @ Oakland Athletics
Network Associates Coliseum, Oakland, CA

livebaseballscorecards.com

AB	29
R	0
H	5
RBI	0
BB	2
SO	6
LOB	8



Wed Apr 12 2000, 3:35 PM EDT
Att. 14,683 - Cloudy - 64 F

Batter	1	2	3	4	5	6	7	8	9	AB R H RBI BB SO LOB	TOP											
Royce Clayton, R OBP: 0.217, SLG: 0.386 (1, 6) X	0-0 F9	1-0 G4-6-3		2-2 FC1-6		2-0 S 1B		3-2 WP CS 1B		5 0 2 0 0 0 3												
Chad Curtis, R OBP: 0.167, SLG: 0.353 (1, 7) C C S B B F F X	1-2 1B 2B		2-3 K	3-1 G3		3-3 K		1-1 G1-3		5 1 1 0 0 2 4												
Ivan Rodriguez, R OBP: 0.405, SLG: 0.718 (1, 2) X	0-0 HR 1B		1-1 G5-3	1-3 K		3-2 G6-3			1-0 HR	5 2 2 2 0 1 2												
Rafael Palmeiro, L OBP: 0.391, SLG: 0.650 (1, 10) C C X	0-2 F8		1-1 1B 2B		0-0 HR		1-1 G4-3		3-2 P7	5 2 2 1 0 0 1												
David Segui, S OBP: 0.465, SLG: 0.553 (1, 3) B X	1-0 HR		4-0 1B 1B IBB		1-0 F8 2B		3-2 L4		2-3 K	4 2 2 2 1 1 0												
Ruben Mateo, R OBP: 0.295, SLG: 0.341 (1, 8) C B F X	1-3 K		1-1 1B 1B		0-0 G5-3		3-2 1B		2-1 E1	5 0 2 1 0 1 1												
Gabe Kapler, R OBP: 0.324, SLG: 0.455 (1, 9) B B B B		4-0 1B BB	1-1 1B 1B		0-1 F8		0-0 L7		1-1 G5-3	4 0 1 1 1 0 3												
Luis Alicaia, S OBP: 0.444, SLG: 0.417 (1, 4) C B F F X		1-3 K	3-2 G4-3		1-0 G1-3			1-3 K		4 0 0 0 0 2 4												
Tom Evans, R OBP: 0.400, SLG: 0.261 (1, 5) X C		0-1 G4-6-3 1B		4-1 FC1-6 BB		3-2 F8		0-0 1B CS 2B		3 0 2 0 1 0 0												
Inning Stats	R: 3 E: 0 K: 1 S: 14	H: 3 LOB: 0 BB: 0 P: 17	R: 0 E: 0 K: 1 S: 7	H: 1 LOB: 1 BB: 1 P: 13	R: 2 E: 0 K: 1 S: 14	H: 3 LOB: 2 BB: 1 P: 27	R: 0 E: 0 K: 1 S: 10	H: 0 LOB: 1 BB: 1 P: 20	R: 1 E: 0 K: 0 S: 6	H: 2 LOB: 1 BB: 0 P: 8	R: 0 E: 0 K: 1 S: 14	H: 1 LOB: 1 BB: 0 P: 25	R: 0 E: 0 K: 0 S: 11	H: 1 LOB: 1 BB: 0 P: 18	R: 0 E: 0 K: 1 S: 9	H: 2 LOB: 1 BB: 0 P: 14	R: 1 E: 1 K: 1 S: 12	H: 1 LOB: 1 BB: 0 P: 21	1B: 7 2B: 4 3B: 0 HR: 3	SF: 0 SAC: 0 DP: 1 HBP: 0	WP: 1 PB: 0 SB: 1 CS: 2	PA: 43
PITCHER	IP WLS BF H R ER SO BB IBB HBP BLK WP HR S P ERA WHIP																					
Dave Burba, R ERA: 9.0 (1, 1)	4.0 L 23 9 6 6 4 2 1 0 0 0 2 47 80 13.50 2.750																					
Bobby Witt, R ERA: 3.68 (5, 1)	3.0 11 2 0 0 1 0 0 0 0 0 0 29 48 0.00 0.667																					
Steve Reed, R ERA: 12.27 (8, 1)	1.0 5 3 1 1 1 0 0 0 0 1 1 10 16 9.00 3.000																					
Tom Martin, L ERA: 9.0 (9, 1)	1.0 4 0 0 0 0 1 0 0 0 0 0 0 11 19 0.00 0.000																					

Texas Rangers @ Cleveland Indians
 Jacobs Field, Cleveland, OH
 Fri Apr 14 2000, 1:05 PM EDT
 Att. 42,727 - Cloudy - 66 F

livebaseballscorecards.com

AB	40
R	7
H	14
RBI	7
BB	3
SO	7
LOB	18



Batter	1	2	3	4	5	6	7	8	9
Kenny Lofton, L OBP: 0.326, SLG: 0.395 (1, 8)	4-2 HR BB		2-3 K		4-1 BB			2-3 K	
Omar Vizquel, S OBP: 0.333, SLG: 0.545 (1, 6)	1-1 HR		3-2 1B		0-1 L8			1-1 F7	
Roberto Alomar, S OBP: 0.289, SLG: 0.410 (1, 4)	2-2 CS 1B		0-3 K					3-2 F6	
Manny Ramirez, R OBP: 0.367, SLG: 0.500 (1, 9)	3-3 K 1-2		3-2 F8					2-1 G6-3	
Jim Thome, L OBP: 0.283, SLG: 0.500 (1, 3)	0-0 B1-3							3-3 K	
Richie Sexson, R OBP: 0.350, SLG: 0.242 (1, 10)								2-1 L5	
David Justice, L OBP: 0.439, SLG: 0.606 (1, 7)								0-1 F9	
Travis Fryman, R OBP: 0.452, SLG: 0.514 (1, 5)								0-1 G6-3	
Sandy Alomar Jr., R OBP: 0.481, SLG: 0.435 (1, 2)								2-2 L3	
								0-3 K	
								3-3 K	
								2-1 G5-3	
								2-1 1B	

AB	R	H	RBI	BB	SO	LOB
2	1	0	0	2	2	1
4	1	2	2	0	0	2
4	0	1	0	0	1	2
4	0	0	0	0	2	2
4	0	0	0	0	1	0
3	0	0	0	0	1	0
3	0	0	0	0	1	1
3	0	0	0	0	2	1
3	0	1	0	0	0	1

BOTTOM

Texas Rangers @ Cleveland Indians
 Jacobs Field, Cleveland, OH
 Fri Apr 14 2000, 1:05 PM EDT
 Att. 42,727 - Cloudy - 66 F

AB	30
R	2
H	4
RBI	2
BB	2
SO	10
LOB	10



Inning Stats		R	H	E	K	S	R	H	E	K	S	R	H	E	K	S	R	H	E	K	S	R	H	E	K	S	R	H	E	K	S	R	H	E	K	S					
R: 2 H: 2 E: 0 K: 1 S: 11		2	2	0	1	21	R: 0 H: 0 E: 0 K: 1 S: 11		0	0	0	0	0	0	0	0	0	0	0	0	0	0	0	0	0	0	0	0	0	0	0	0	0	0	0	0	0	0	0		
R: 0 H: 0 E: 0 K: 1 S: 11		0	0	0	1	17	R: 0 H: 1 E: 0 K: 2 S: 13		0	1	0	21	R: 0 H: 0 E: 0 K: 1 S: 5		0	0	0	0	0	0	0	0	0	0	0	0	0	0	0	0	0	0	0	0	0	0	0	0	0	0	
R: 0 H: 0 E: 0 K: 1 S: 8		0	0	0	1	17	R: 0 H: 0 E: 0 K: 1 S: 8		0	0	0	17	R: 0 H: 0 E: 0 K: 1 S: 10		0	0	0	0	0	0	0	0	0	0	0	0	0	0	0	0	0	0	0	0	0	0	0	0	0	0	0
R: 0 H: 0 E: 0 K: 1 S: 10		0	0	0	1	18	R: 0 H: 0 E: 0 K: 1 S: 8		0	0	0	10	R: 0 H: 0 E: 0 K: 1 S: 10		0	0	0	0	0	0	0	0	0	0	0	0	0	0	0	0	0	0	0	0	0	0	0	0	0	0	0
R: 0 H: 1 E: 0 K: 1 S: 10		0	1	0	1	18	R: 0 H: 0 E: 0 K: 1 S: 7		0	0	0	11	R: 0 H: 0 E: 0 K: 1 S: 7		0	0	0	0	0	0	0	0	0	0	0	0	0	0	0	0	0	0	0	0	0	0	0	0	0	0	0

PITCHER	IP	WLS	BF	H	R	ER	SO	BB	IBB	HBP	BLK	WP	HR	S	P	ERA	WHIP
Rick Helling, R ERA: 4.15 (1, 1)	8.0	W	30	4	2	2	9	2	0	1	0	0	1	76	132	2.25	0.750
John Wetteland, R ERA: 2.25 (9, 1)	1.0		3	0	0	0	1	0	0	0	0	0	0	7	11	0.00	0.000

PITCHER	IP	WLS	BF	H	R	ER	SO	BB	IBB	HBP	BLK	WP	HR	S	P	ERA	WHIP

WP	PA
0	33

Batter	1	2	3	4	5	6	7	8	9	AB R H RBI BB SO LOB	TOP											
Royce Clayton, R OBP: 0.216, SLG: 0.367 (1, 6)	2-3 K	0-0 G5-3		1-0 FC1-5 1B		2-2 F9		2-3 K		5 1 1 0 0 2 0												
Chad Curtis, R OBP: 0.217, SLG: 0.333 (1, 7)	4-1 E BB	2-2 1B		1-0 FC1-5 1B		2-0 G5-3		2-0 F4		4 1 1 0 1 0 2												
Ivan Rodriguez, R OBP: 0.426, SLG: 0.727 (1, 2)	0-0 E4 1B 2B	1-1 F8		1-2 BB 1B		2-0 1B		0-3 K		5 1 3 2 0 1 1												
Rafael Palmeiro, L OBP: 0.392, SLG: 0.605 (1, 3)	4-1 G4-3 1B BB	3-3 K		4-1 1B BB		2-1 G1-3			1-3 K	3 1 0 0 2 2 2												
David Segui, S OBP: 0.458, SLG: 0.558 (1, 10)	0-1 G4-3 1B 1B		1-2 2B		0-0 F9		1-0 G6-3		0-0 G6-3	5 1 2 1 0 0 3												
Ruben Mateo, R OBP: 0.306, SLG: 0.333 (1, 8)	2-2 G4-3		1-1 F3		1-0 G6-3		2-2 E S 1B		4-2 BB	4 0 1 0 1 0 6												
Gabe Kapler, R OBP: 0.310, SLG: 0.421 (1, 9)	1-2 3B 1B		1-2 L7		1-1 L1		1-3 K		3-1 F3	5 1 1 2 0 1 3												
Luis Alicea, S OBP: 0.452, SLG: 0.481 (1, 4)	3-2 1B 3B		2-2 F8		1-0 G4-3		4-0 IBB			3 0 1 1 1 0 1												
Tom Evans, R OBP: 0.382, SLG: 0.259 (1, 5)	1-3 K			1-1 FC1-5 1B 1B		2-3 K		1-0 F7		4 0 1 0 0 2 3												
Inning Stats	R: 5 E: 1 K: 2 S: 21	H: 4 LOB: 1 BB: 2 P: 38	R: 0 E: 0 K: 1 S: 11	H: 1 LOB: 1 BB: 0 P: 17	R: 0 E: 0 K: 0 S: 12	H: 1 LOB: 1 BB: 0 P: 17	R: 1 E: 0 K: 0 S: 10	H: 3 LOB: 3 BB: 1 P: 19	R: 0 E: 0 K: 1 S: 6	H: 0 LOB: 0 BB: 0 P: 10	R: 0 E: 0 K: 0 S: 7	H: 1 LOB: 1 BB: 0 P: 15	R: 0 E: 1 K: 1 S: 8	H: 1 LOB: 2 BB: 1 P: 17	R: 0 E: 0 K: 2 S: 8	H: 0 LOB: 0 BB: 0 P: 12	R: 0 E: 0 K: 1 S: 8	H: 0 LOB: 1 BB: 1 P: 16	1B: 8 2B: 2 3B: 1 HR: 0	SF: 0 SAC: 0 DP: 0 HBP: 0	WP: 0 PB: 0 SB: 1 CS: 0	PA: 43
PITCHER	IP WLS BF H R ER SO BB IBB HBP BLK WP HR S P ERA WHIP																					
Bartolo Colon, R ERA: 5.02 (1, 1)	3.1 L 21 9 6 6 3 2 0 0 0 0 0 0 51 83 16.20 3.300																					
Tom Martin, L ERA: 4.15 (4, 1)	2.1 9 1 0 0 1 1 0 0 0 0 0 0 14 29 0.00 0.857																					
Ricardo Rincon, L ERA: (6, 1)	0.2 2 0 0 0 0 0 0 0 0 0 0 0 3 6 0.00 0.000																					
Steve Reed, R ERA: 10.38 (7, 1)	0.2 4 1 0 0 1 0 1 0 0 0 0 0 7 15 0.00 1.500																					
Steve Karsay, R ERA: 1.8 (8, 1)	1.0 3 0 0 0 2 0 0 0 0 0 0 0 8 12 0.00 0.000																					
PITCHER	IP WLS BF H R ER SO BB IBB HBP BLK WP HR S P ERA WHIP																					
Paul Shuey, R ERA: (9, 1)	1.0 4 0 0 0 1 1 0 0 0 0 0 0 4 16 0.00 1.000																					

Texas Rangers @ Cleveland Indians

Jacobs Field, Cleveland, OH

Sat Apr 15 2000, 1:05 PM EDT
Att. 40,543 - Sunny - 71 F

livebaseballscorecards.com

AB	38
R	6
H	11
RBI	6
BB	5
SO	8
LOB	21



Batter	1	2	3	4	5	6	7	8	9	AB	R	H	RBI	BB	SO	LOB
Jacob Cruz, L OBP: 0.267, SLG: 0.357 (1, 8) C X	0-1 F7			0-0 L4		0-0 G6-3	1-3 K			4	0	0	0	0	1	0
Omar Vizquel, S OBP: 0.327, SLG: 0.521 (1, 6) C B B F X	2-2 F9			2-2 G6-3		3-2 BB 1B	1-2 G1-3			4	1	1	0	0	0	0
Roberto Alomar, S OBP: 0.306, SLG: 0.390 (1, 4) L B X	1-1 G6-3			4-2 1B BB		4-2 1B HR BB		2-1 G6-3		2	1	0	0	2	0	0
Manny Ramirez, R OBP: 0.377, SLG: 0.500 (1, 9) C B F C		1-3 K		1-0 1B		0-0 HR 1B		3-2 G6-3		4	1	2	1	0	1	0
Jim Thome, L OBP: 0.280, SLG: 0.543 (1, 10) B X		1-0 G4-3		0-3 K		0-0 HR		1-3 K		4	1	1	3	0	2	2
Richie Sexson, R OBP: 0.341, SLG: 0.270 (1, 3) B B F X		2-1 G5-3			1-0 L6	1-0 G5-3			2-2 G4-3 2B	4	0	1	0	0	0	0
David Justice, L OBP: 0.422, SLG: 0.595 (1, 7) C B B S X			2-2 L9		2-3 K	1-0 2B			1-0 G4-3	4	0	1	0	0	1	1
Travis Fryman, R OBP: 0.435, SLG: 0.474 (1, 5) C F C S			0-3 K		4-2 BB	3-3 K			0-3 K	3	0	0	0	1	3	2
Sandy Alomar Jr., R OBP: 0.419, SLG: 0.370 (1, 2) B X			1-0 G5-3		1-0 P5		1-1 G6-3		2-1 F9	4	0	0	0	0	0	2

BOTTOM

Texas Rangers @ Cleveland Indians
Jacobs Field, Cleveland, OH
Sat Apr 15 2000, 1:05 PM EDT
Att. 40,543 - Sunny - 71 F

livebaseballscorecards.com

AB	33
R	4
H	6
RBI	4
BB	3
SO	8
LOB	7



Inning Stats																	1B:	3B:	SF:	SAC:	DP:	HR:	WP:	PA:																												
R: 0	H: 0	E: 0	K: 0	S: 7	R: 0	H: 0	E: 0	K: 1	S: 6	R: 0	H: 0	E: 0	K: 1	S: 7	R: 0	H: 1	E: 0	K: 1	S: 10	R: 0	H: 0	E: 0	K: 1	S: 8	R: 4	H: 4	E: 0	K: 1	S: 14	R: 0	H: 0	E: 0	K: 1	S: 8	R: 0	H: 0	E: 0	K: 1	S: 9	R: 0	H: 1	E: 0	K: 1	S: 9	1B: 3	3B: 0	SF: 0	SAC: 0	DP: 0	HR: 1	WP: 0	PA: 36

PITCHER																	PITCHER																																																			
IP	WLS	BF	H	R	ER	SO	BB	IBB	HBP	BLK	WP	HR	S	P	ERA	WHIP	IP	WLS	BF	H	R	ER	SO	BB	IBB	HBP	BLK	WP	HR	S	P	ERA	WHIP																																			
5.1	W	23	4	4	4	4	3	0	0	0	0	1	46	78	6.75	1.312	0.2	H	3	1	0	0	1	0	0	0	0	0	0	6	11	0.00	1.500	2.0	H	6	0	0	0	2	0	0	0	0	0	0	0	16	25	0.00	0.000	1.0	S	4	1	0	0	1	0	0	0	0	0	0	9	14	0.00	1.000

Batter	1	2	3	4	5	6	7	8	9	AB R H RBI BB SO LOB	TOP
Royce Clayton, R OBP: 0.218, SLG: 0.346 (1, 6) BB BB	4-0 G4-6-3 BB		1-3 K		0-0 E1 F8-5 1B			1-0 F9		3 0 0 0 1 1 1	
Chad Curtis, R OBP: 0.259, SLG: 0.333 (1, 7) C C B S	1-3 K		2-3 K 1B 1-3		0-0 1-2 1B			4-1 CS G5-3 BB		3 0 1 0 1 2 2	
Ivan Rodriguez, R OBP: 0.412, SLG: 0.688 (1, 2) X	0-0 G4-6-3 1-2f		1-0 1-2 3-H 1B		0-2 F8-5 2-3			0-0 G5-3 1-2		4 0 1 1 0 0 4	
Rafael Palmeiro, L OBP: 0.364, SLG: 0.553 (1, 3) B B X		2-1 F8	3-3 K		0-0 G3			2-2 CS 2-3	0-3 K	4 0 0 0 0 2 2	
David Segui, S OBP: 0.442, SLG: 0.522 (1, 10) B B B B X		4-1 BB		X	0-0 G5-3			1-0 G4-3	3-3 K	3 0 0 0 1 1 0	
Ruben Mateo, R OBP: 0.321, SLG: 0.347 (1, 8) B B X		2-0 F8		F B S X	1-2 E 1B			1-0 G5-3	3-2 BB 1B	4 0 2 0 0 0 1	
Gabe Kapler, R OBP: 0.304, SLG: 0.390 (1, 9) C B S		0-3 K		C B S X	1-3 K			3-3 K	4-0 1-2 BB	3 0 0 0 1 3 2	
Luis Alicea, S OBP: 0.429, SLG: 0.452 (1, 4) B B X			2-1 PB S 1B	B 1 SAFE X	1-0 P4 1-2			3-3 K	0-0 F8	4 1 1 0 0 1 3	
Tom Evans, R OBP: 0.351, SLG: 0.233 (1, 5) C C B B S			2-3 K		0-3 K			2-3 K		3 0 0 0 0 3 1	
Inning Stats	R: 0 E: 0 K: 1 S: 4 H: 0 LOB: 0 BB: 1 P: 9	R: 0 E: 0 K: 1 S: 7 H: 0 LOB: 1 BB: 1 P: 15	R: 1 E: 0 K: 4 S: 15 H: 2 LOB: 2 BB: 0 P: 26	R: 0 E: 1 K: 1 S: 8 H: 1 LOB: 1 BB: 0 P: 11	R: 0 E: 1 K: 1 S: 8 H: 1 LOB: 1 BB: 0 P: 8	R: 0 E: 0 K: 0 S: 3 H: 0 LOB: 0 BB: 0 P: 5	R: 0 E: 0 K: 3 S: 10 H: 0 LOB: 0 BB: 0 P: 18	R: 0 E: 0 K: 0 S: 5 H: 0 LOB: 0 BB: 1 P: 12	R: 0 E: 0 K: 2 S: 11 H: 1 LOB: 2 BB: 1 P: 21	1B: 5 2B: 1 3B: 0 HR: 0 SF: 0 SAC: 0 DP: 2 HBP: 0	WP: 0 PB: 1 SB: 1 CS: 1 PA: 36
PITCHER Chuck Finley, L ERA: 3.66 (1, 1)	IP 9.0 WLS W BF 35 H 5 R 1 ER 0 SO 13 BB 4 IBB 0 HBP 0 BLK 0 WP 0 HR 0 S 71 P 125 ERA 0.00 WHIP 1.000	PITCHER IP WLS BF H R ER SO BB IBB HBP BLK WP HR S P ERA WHIP									

Texas Rangers @ Cleveland Indians
Jacobs Field, Cleveland, OH
Sun Apr 16 2000, 1:05 PM EDT
Att. 40,626 - Cloudy - 47 F

livebaseballscorecards.com

AB	31
R	1
H	5
RBI	1
BB	4
SO	13
LOB	16



Batter	1	2	3	4	5	6	7	8	9	AB R H RBI BB SO LOB
Jacob Cruz, L (1, 8) OBP: 0.263, SLG: 0.294	1-1 F7		3-2 G3			2-0 G3		4-2 BB		3 0 0 0 1 0 0
Omar Vizquel, S (1, 6) OBP: 0.321, SLG: 0.490	4-2 BB		1-1 P6			2-3 K		3-3 K		3 0 0 0 1 2 2
Roberto Alomar, S (1, 4) OBP: 0.283, SLG: 0.356	0-1 P6				3-2 P5	1-3 K			0-0 G4-3	4 0 0 0 0 1 1
Manny Ramirez, R (1, 9) OBP: 0.368, SLG: 0.540	3-3 K				2-3 K		0-3 K		3-2 HR	4 1 1 1 0 3 1
Jim Thome, L (1, 3) OBP: 0.278, SLG: 0.580					0-1 G6-3		3-3 K		2-2 HR	4 1 1 1 0 2 0
Richie Sexson, R (1, 7) OBP: 0.319, SLG: 0.250						2-3 K				3 0 0 0 0 3 0
David Justice, L (1, 10) OBP: 0.438, SLG: 0.615						2-1 2B				2 0 1 0 1 0 0
Travis Fryman, R (1, 5) OBP: 0.429, SLG: 0.463						2-0 G5-3				3 0 1 0 0 0 2
Einar Diaz, R (1, 2) OBP: 0.200, SLG: 0.143						0-2 G1-3				2 0 0 0 0 0 1
Sandy Alomar Jr., R (8, PH) OBP: 0.406, SLG: 0.357										1 0 0 0 0 0 1

Inning Stats	R: 0	H: 0	E: 0	K: 1	S: 10	R: 0	H: 0	E: 0	K: 2	S: 9	R: 0	H: 0	E: 0	K: 1	S: 8	R: 0	H: 1	E: 0	K: 1	S: 10	R: 0	H: 0	E: 0	K: 3	S: 10	R: 0	H: 1	E: 0	K: 1	S: 14	R: 2	H: 2	E: 0	K: 0	S: 7	1B: 1	2B: 1	3B: 0	HR: 2	SF: 0	SAC: 0	DP: 0	HBP: 0	WP: 0	PB: 0	SB: 0	CS: 0	PA: 32
--------------	------	------	------	------	-------	------	------	------	------	------	------	------	------	------	------	------	------	------	------	-------	------	------	------	------	-------	------	------	------	------	-------	------	------	------	------	------	-------	-------	-------	-------	-------	--------	-------	--------	-------	-------	-------	-------	--------

PITCHER	IP	WLS	BF	H	R	ER	SO	BB	IBB	HBP	BLK	WP	HR	S	P	ERA	WHIP
Esteban Loaiza, R (1, 1) ERA: 3.45	7.1		26	2	0	0	10	2	0	0	0	0	0	68	110	0.00	0.545
59 Jeff Zimmerman, R (8, 1) ERA: 6.35	0.2	H	3	0	0	0	1	1	0	0	0	0	0	9	19	0.00	1.500
John Wetteland, R (9, 1) ERA: 5.06	0.1	L	3	2	2	2	0	0	0	0	0	0	2	7	12	54.00	6.000

BOTTOM

Texas Rangers @ Cleveland Indians
 Jacobs Field, Cleveland, OH
 Sun Apr 16 2000, 1:05 PM EDT
 Att: 40,626 - Cloudy - 47 F

livebaseballscorecards.com

AB	29
R	2
H	4
RBI	2
BB	3
SO	11
LOB	8



Batter	1	2	3	4	5	6	7	8	9	AB R H RBI BB SO LOB	TOP
Ryan Christenson, R OBP: 0.333, SLG: 0.304 (1, 8)	G6-3		G3			1B 1B		G3-1		5 0 2 3 0 0 1	
Miguel Tejada, R OBP: 0.358, SLG: 0.311 (1, 6)	G5-3			3B 2B	1B	1B			HR BB	4 2 3 1 1 0 0	
Jason Giambi, L OBP: 0.420, SLG: 0.810 (1, 10)	P5			K	K	G4-3			HR	5 1 1 2 0 2 5	
Olmedo Saenz, R OBP: 0.464, SLG: 0.792 (1, 3)		G3 2B		G3 3B	K		F9		E5 BB BB	5 1 2 1 0 1 2	
Matt Stairs, L OBP: 0.250, SLG: 0.250 (1, 9)	G3		G3			BB 1B S BB				4 1 0 1 1 2 2	
Ben Grieve, L OBP: 0.309, SLG: 0.298 (1, 7)	L4			BB		K			BB BB	3 0 0 0 2 2 2	
Sal Fasano, R OBP: 0.227, SLG: 0.200 (1, 2)	K		G1-3			F8		G1-3		4 0 0 0 1 1 3	
3 Eric Chavez, L OBP: 0.400, SLG: 0.609 (1, 5)			G4-3		1B 1B	BB 1B IBB			G4-6-3 BB	3 2 1 0 2 0 3	
Jorge Velandia, R (1, 4)										2 0 0 0 0 1 1	
John Jaha, R OBP: 0.441, SLG: 0.174 (6, PH)			K		G5-3	1B BB				0 0 0 0 1 0 0	
Frank Menechino, R OBP: 0.333, SLG: 0.513 (6, PR)						1B BB		K		1 1 0 0 0 1 1	
Inning Stats	R: 0 E: 0 K: 0 S: 7 H: 0 LOB: 0 BB: 0 P: 11	R: 0 E: 0 K: 1 S: 8 H: 1 LOB: 1 BB: 0 P: 14	R: 0 E: 0 K: 1 S: 6 H: 0 LOB: 0 BB: 0 P: 8	R: 2 E: 0 K: 1 S: 11 H: 2 LOB: 1 BB: 1 P: 20	R: 1 E: 0 K: 2 S: 15 H: 3 LOB: 2 BB: 0 P: 23	R: 3 E: 0 K: 1 S: 14 H: 2 LOB: 2 BB: 3 P: 32	R: 0 E: 0 K: 2 S: 7 H: 0 LOB: 0 BB: 0 P: 13	R: 0 E: 0 K: 1 S: 7 H: 0 LOB: 1 BB: 1 P: 14	R: 2 E: 1 K: 1 S: 20 H: 1 LOB: 2 BB: 3 P: 34	1B: 5 2B: 2 3B: 1 HR: 1 SF: 0 SAC: 0 DP: 1 HBP: 0	WP: 0 PB: 0 SB: 1 CS: 0 PA: 44
PITCHER	IP WLS BF H R ER SO BB IBB HBP BLK WP HR S P ERA WHIP	IP WLS BF H R ER SO BB IBB HBP BLK WP HR S P ERA WHIP	IP WLS BF H R ER SO BB IBB HBP BLK WP HR S P ERA WHIP	IP WLS BF H R ER SO BB IBB HBP BLK WP HR S P ERA WHIP	IP WLS BF H R ER SO BB IBB HBP BLK WP HR S P ERA WHIP	IP WLS BF H R ER SO BB IBB HBP BLK WP HR S P ERA WHIP	IP WLS BF H R ER SO BB IBB HBP BLK WP HR S P ERA WHIP	IP WLS BF H R ER SO BB IBB HBP BLK WP HR S P ERA WHIP	IP WLS BF H R ER SO BB IBB HBP BLK WP HR S P ERA WHIP	IP WLS BF H R ER SO BB IBB HBP BLK WP HR S P ERA WHIP	IP WLS BF H R ER SO BB IBB HBP BLK WP HR S P ERA WHIP
Charles Nagy, R ERA: 6.16 (1, 1)	5.2 L 28 7 6 6 6 3 1 0 0 0 0 57 101 9.53 1.765										
Scott Kamieniecki, R ERA: 2.57 (6, 1)	2.1 9 1 0 0 3 1 0 0 0 0 0 18 34 0.00 0.857										
Steve Reed, R ERA: 14.54 (9, 1)	0.0 3 1 2 2 0 1 0 0 0 0 1 8 13 ∞ ∞										
Tom Martin, L ERA: 3.38 (9, 1)	1.0 4 0 0 0 1 2 0 0 0 0 0 12 21 0.00 2.000										

Oakland Athletics @ Cleveland Indians
 Jacobs Field, Cleveland, OH
 Tue Apr 18 2000, 7:05 PM EDT
 Att. 40,551 - Cloudy - 46 F

livebaseballscorecards.com

AB	36
R	8
H	9
RBI	8
BB	8
SO	10
LOB	20



Batter	1	2	3	4	5	6	7	8	9	AB	R	H	RBI	BB	SO	LOB
Omar Vizquel, S OBP: 0.311, SLG: 0.455 (1, 6)	0-1 F9		4-2 F8-3 BB		1-3 K			2-1 P5	1-1 F8	4	0	0	0	1	1	4
Travis Fryman, R OBP: 0.426, SLG: 0.522 (1, 5)	3-2 G6-3		0-0 F8-3 1-2		0-2 HR			1-1 FC6-4 1B	1-1 P6	5	1	2	2	0	0	4
Roberto Alomar, S OBP: 0.298, SLG: 0.354 (1, 4)	0-1 HR 1B		4-0 FC6-4 BB		3-3 K			1-1 P5		3	1	1	0	1	1	1
Manny Ramirez, R OBP: 0.361, SLG: 0.574 (1, 9)	2-1 HR		1-2 FC6-4 1-2f			3-2 G5-3		1-1 FC6-4 1-2f		4	1	1	2	0	0	2
Jim Thome, L OBP: 0.276, SLG: 0.574 (1, 10)	1-3 K			1-1 G6-3		2-3 K			2-2 1B 2B	4	1	1	0	0	2	0
Richie Sexson, R OBP: 0.314, SLG: 0.250 (1, 3)		2-3 K		0-0 G4-6-3 1B		2-2 G6-3			3-1 G6-3	4	0	1	0	0	1	1
David Justice, L OBP: 0.442, SLG: 0.595 (1, 7)		4-2 BB		3-2 G4-6-3 1-2f			0-0 G5-3		0-0 HBP 1B 2-H 1B	3	0	1	1	1	0	1
Alex Ramirez, R OBP: 0.333, SLG: 0.500 (1, 8)		1-3 K			2-0 P6		1-1 G5-3		1-0 HBP 1B	4	0	1	0	0	1	1
Sandy Alomar Jr., R OBP: 0.394, SLG: 0.345 Einar Diaz, R OBP: 0.278, SLG: 0.188 (1, 2) (4, 2)		0-2 G1-3			3-1 HR 1B		2-1 F7		1-1 HBP	1	0	0	0	0	0	1
									1-2 2-3 HBP	2	1	1	0	0	0	0

Inning Stats	R: 2	H: 2	E: 0	K: 1	S: 12	LOB: 0	BB: 0	P: 18	R: 0	H: 0	E: 0	K: 2	S: 14	LOB: 1	BB: 1	P: 21	R: 0	H: 0	E: 0	K: 0	S: 6	LOB: 1	BB: 2	P: 15	R: 0	H: 1	E: 0	K: 0	S: 7	LOB: 0	BB: 0	P: 11	R: 2	H: 2	E: 0	K: 2	S: 12	LOB: 0	BB: 0	P: 21	R: 0	H: 0	E: 0	K: 1	S: 9	LOB: 0	BB: 0	P: 16	R: 0	H: 0	E: 0	K: 0	S: 5	LOB: 0	BB: 0	P: 8	R: 0	H: 1	E: 0	K: 0	S: 8	LOB: 1	BB: 0	P: 13	R: 1	H: 3	E: 0	K: 0	S: 12	LOB: 3	BB: 0	P: 21	1B: 6	SF: 0	2B: 2	SAC: 0	3B: 0	DP: 2	HR: 2	HBP: 1	WP: 0	PA: 38
--------------	------	------	------	------	-------	--------	-------	-------	------	------	------	------	-------	--------	-------	-------	------	------	------	------	------	--------	-------	-------	------	------	------	------	------	--------	-------	-------	------	------	------	------	-------	--------	-------	-------	------	------	------	------	------	--------	-------	-------	------	------	------	------	------	--------	-------	------	------	------	------	------	------	--------	-------	-------	------	------	------	------	-------	--------	-------	-------	-------	-------	-------	--------	-------	-------	-------	--------	-------	--------

PITCHER	IP	WLS	BF	H	R	ER	SO	BB	IBB	HBP	BLK	WP	HR	S	P	ERA	WHIP
Mark Mulder, L ERA: 6.0 (1, 1)	6.0	W	24	5	4	4	6	3	0	0	0	0	2	60	102	6.00	1.333
Mike Magnante, L ERA: 3.6 (7, 1)	1.0	H	3	0	0	0	0	0	0	0	0	0	0	5	8	0.00	0.000
T.J. Mathews, R ERA: 9.0 (8, 1)	0.2	H	3	1	0	0	0	0	0	0	0	0	0	6	10	0.00	1.500
Jason Isringhausen, R ERA: 2.84 (8, 1)	1.1	S	8	3	1	1	0	0	0	1	0	0	0	14	24	6.75	2.250


BOTTOM

Oakland Athletics @ Cleveland Indians
Jacobs Field, Cleveland, OH
 Tue Apr 18 2000, 7:05 PM EDT
 Att: 40,551 - Cloudy - 46 F

AB	34
R	5
H	9
RBI	5
BB	3
SO	6
LOB	15



PITCHER	IP	WLS	BF	H	R	ER	SO	BB	IBB	HBP	BLK	WP	HR	S	P	ERA	WHIP
---------	----	-----	----	---	---	----	----	----	-----	-----	-----	----	----	---	---	-----	------

Batter	1	2	3	4	5	6	7	8	9	AB R H RBI BB SO LOB	TOP	
Ryan Christenson, R OBP: 0.400, SLG: 0.308 (1, 8)	2-3 K	4-1 BB		3-2 E 1B	4-2 HR BB		4-2 BB		3-2 G4-3	3 2 1 0 3 1 2		
Miguel Tejada, R OBP: 0.356, SLG: 0.392 (1, 6)	0-0 L9	2-3 K		0-0 E4 2B	2-0 HR		0-1 G5-3		1-0 G5-3	6 1 2 5 0 1 5		
Jason Giambi, L OBP: 0.436, SLG: 0.870 (1, 10)	2-0 2B		0-1 HR	4-1 G4-6-3 BB	1-1 F7			1-1 F7		4 1 2 1 1 0 0		
Olmedo Saenz, R OBP: 0.424, SLG: 0.679 (1, 3)	1-0 F9		1-2 L9	1-3 K	1-2 F9			2-1 HBP		4 0 0 0 0 1 3		
Ben Grieve, L OBP: 0.317, SLG: 0.353 Rich Becker, L OBP: 0.386, SLG: 0.324 (1, 7) (8, 7)		4-1 G4-3 3 3B BB	2-0 HR	0-1 G4-6-3		0-3 K		0-2 L5		4 2 1 1 1 1 3 0 0 0 0 0 0 0		
Matt Stairs, L OBP: 0.262, SLG: 0.321 (1, 9)		0-0 G4-3	3-1 WP G4-3 1B		2-0 HR	2-1 G3-1		0-0 F8		5 1 2 1 0 0 2		
3 Eric Chavez, L OBP: 0.418, SLG: 0.647 (1, 5)		1-1 FC4 3B	3-2 G4-3		1-2 BB HR 1B	2-1 F9			0-1 FC6-4 1B	5 2 3 1 0 0 1	AB 38 R 10 H 12 RBI 10 BB 8 SO 4 LOB 22	
Sal Fasano, R OBP: 0.296, SLG: 0.182 (1, 2)		4-1 FC4 BB	4-2 BB		4-2 HR BB		1-0 G5-3		0-1 FC6-4 G4-3 1B	2 1 0 0 3 0 1		
Jorge Velandia, R OBP: 0.071, SLG: 0.071 (1, 4)		2-2 FC4 BB	0-0 G5-3		0-2 F8		1-0 P6		0-1 G4-3 1B	5 0 1 1 0 0 5		
Inning Stats	R: 0 E: 0 K: 1 S: 6 H: 1 LOB: 1 BB: 0 P: 11	R: 2 E: 0 K: 1 S: 14 H: 1 LOB: 2 BB: 3 P: 31	R: 2 E: 0 K: 0 S: 15 H: 3 LOB: 2 BB: 1 P: 28	R: 1 E: 1 K: 1 S: 10 H: 2 LOB: 1 BB: 1 P: 18	R: 5 E: 0 K: 0 S: 21 H: 3 LOB: 0 BB: 2 P: 36	R: 0 E: 0 K: 1 S: 7 H: 0 LOB: 0 BB: 0 P: 11	R: 0 E: 0 K: 0 S: 6 H: 0 LOB: 1 BB: 1 P: 12	R: 0 E: 0 K: 0 S: 7 H: 0 LOB: 1 BB: 0 P: 10	R: 0 E: 0 K: 0 S: 11 H: 2 LOB: 2 BB: 0 P: 15	1B: 5 2B: 2 3B: 1 HR: 4 SF: 0 SAC: 0 DP: 1 HBP: 1	WP: 1 PA: 47 PB: 0 SB: 0 CS: 0	
PITCHER	IP WLS BF H R ER SO BB IBB HBP BLK WP HR S P ERA WHIP											
Jaret Wright, R ERA: 3.71 (1, 1)	3.0 L 20 7 5 5 2 4 0 0 0 1 2 39 77 15.00 3.667											
Sean DePaula, R ERA: 22.5 (4, 1)	2.0 11 3 5 5 1 3 0 0 0 0 2 27 47 22.50 3.000											
Tom Martin, L ERA: 2.45 (6, 1)	2.0 7 0 0 0 1 1 0 0 0 0 0 13 23 0.00 0.500											
Ricardo Rincon, L ERA: (8, 1)	1.0 4 0 0 0 0 0 0 0 1 0 0 0 7 10 0.00 0.000											
Steve Karsay, R ERA: 1.5 (9, 1)	1.0 5 2 0 0 0 0 0 0 0 0 0 0 11 15 0.00 2.000											

Oakland Athletics @ Cleveland Indians
 Jacobs Field, Cleveland, OH
 Wed Apr 19 2000, 7:05 PM EDT
 Att. 40,531 - Cloudy - 54 F

livebaseballscorecards.com

Batter	1	2	3	4	5	6	7	8	9	AB	R	H	RBI	BB	SO	LOB
Kenny Lofton, L OBP: 0.354, SLG: 0.405 (1, 8)	4-2 WP S BB	0-0 FC6-4		3-1 1B		1-0 FC4-6 1B		1-0 G4-3		4	0	2	1	1	0	3
Omar Vizquel, S OBP: 0.323, SLG: 0.439 (1, 6)	4-2 BB		4-1 G6-4-3 1B	1-1 L8		1-0 FC4-6 1B			0-2 HR 1B	2	0	0	0	2	0	3
Enrique Wilson, S OBP: 0.800, SLG: 1.000 (7, 6)	1-2 BB					1-2				1	1	1	0	0	0	0
Roberto Alomar, S OBP: 0.323, SLG: 0.491 (1, 4)	2-2 F7		0-2 G6-4-3 1B		1-2 HR	2-0 G3			1-1 HR	5	2	3	3	0	0	3
Manny Ramirez, R OBP: 0.333, SLG: 0.525 (1, 9)	3-3 K		0-0 G6-4-3		1-3 K		3-2 P4		1-3 K	5	0	0	0	0	3	4
Jim Thome, L OBP: 0.254, SLG: 0.525 (1, 3)		2-1 F9	1-2 F9		1-1 G3		2-2 G4-3		3-2 G3-1	5	0	0	0	0	0	1
David Justice, L OBP: 0.439, SLG: 0.565 (1, 7)		2-3 K		1-1 F8	4-2 BB		1-1 G4-3		0-0 1B	4	0	1	0	1	1	0
Travis Fryman, R OBP: 0.424, SLG: 0.520 (1, 5)		2-2 1B		1-1 G6-3	4-2 BB			2-3 K	0-0 F9	4	1	1	0	1	1	1
Jacob Cruz, L OBP: 0.304, SLG: 0.300 (1, 10)		4-0 FC6-4 1B		1-0 1B	0-0 G4-3			3-3 K		3	1	1	0	1	1	2
Einar Diaz, R OBP: 0.364, SLG: 0.300 (1, 2)		2-2 FC6-4 1B		0-1 1B		0-0 G6-3		3-2 1B		4	0	3	1	0	0	0

Inning Stats	R: 0	H: 0	E: 0	K: 1	S: 13	H: 0	LOB: 1	BB: 2	P: 26	R: 1	H: 2	E: 0	K: 1	S: 14	H: 1	LOB: 2	BB: 1	P: 26	R: 0	H: 1	E: 0	K: 0	S: 9	H: 3	LOB: 2	BB: 0	P: 18	R: 1	H: 1	E: 0	K: 1	S: 18	H: 1	LOB: 2	BB: 2	P: 29	R: 0	H: 1	E: 0	K: 0	S: 4	H: 0	LOB: 0	BB: 0	P: 14	R: 0	H: 1	E: 0	K: 2	S: 12	H: 1	LOB: 1	BB: 0	P: 21	R: 2	H: 3	E: 0	K: 1	S: 14	H: 3	LOB: 1	BB: 0	P: 19	1B: 9	SF: 0	2B: 1	SAC: 0	3B: 0	DP: 1	HR: 2	HBP: 0	WP: 1	PA: 43
--------------	------	------	------	------	-------	------	--------	-------	-------	------	------	------	------	-------	------	--------	-------	-------	------	------	------	------	------	------	--------	-------	-------	------	------	------	------	-------	------	--------	-------	-------	------	------	------	------	------	------	--------	-------	-------	------	------	------	------	-------	------	--------	-------	-------	------	------	------	------	-------	------	--------	-------	-------	-------	-------	-------	--------	-------	-------	-------	--------	-------	--------

PITCHER	IP	WLS	BF	H	R	ER	SO	BB	IBB	HBP	BLK	WP	HR	S	P	ERA	WHIP
Kevin Appier, R ERA: 4.18 (1, 1)	5.0		26	7	3	3	3	6	0	0	0	1	1	65	113	5.40	2.600
Jeff Tam, R ERA: 3.18 (6, 1)	3.0		11	2	0	0	2	0	0	0	0	0	0	24	43	0.00	0.667
Doug Jones, R ERA: 3.18 (9, 1)	1.0		6	3	2	2	1	0	0	0	0	0	1	14	19	18.00	3.000

BOTTOM

Oakland Athletics @ Cleveland Indians
Jacobs Field, Cleveland, OH
 Wed Apr 19 2000, 7:05 PM EDT
 Att: 40,531 - Cloudy - 54 F

livebaseballscorecards.com

AB	37
R	5
H	12
RBI	5
BB	6
SO	6
LOB	17




Batter	1	2	3	4	5	6	7	8	9	AB	R	H	RBI	BB	SO	LOB	TOP								
Ryan Christenson, R (1, 8) OBP: 0.353, SLG: 0.267 Rich Becker, L (8, PH) OBP: 0.400, SLG: 0.343 (8, 8)	2-2 G6-3	0-3 K		2-3 K		3-2 L1		1-2 BB 2-H 1B		4	0	0	0	0	2	6									
Miguel Tejada, R (1, 6) OBP: 0.359, SLG: 0.393	1-0 WP 1B		2-1 G6-3		1-0 G5-3		1-0 HR 1B	1-0 F9		5	1	2	0	0	0	1									
Matt Stairs, L (1, 9) OBP: 0.288, SLG: 0.404	3-3 K 1-2		3-1 2B		2-3 K		1-1 1-H HR	4-2 BB		4	1	2	2	1	2	1									
John Jaha, R (1, 10) OBP: 0.385, SLG: 0.143	0-3 K		0-3 K		2-3 K		1-3 K	2-3 K		5	0	0	0	0	5	4									
Olmedo Saenz, R (1, 3) OBP: 0.447, SLG: 0.697		0-0 1B SF9 2B	2-3 K		1-0 G4-6-3 1B		1-2 1B		2-1 G6-3	5	1	3	0	0	1	1									
Ben Grieve, L (1, 7) OBP: 0.308, SLG: 0.339		2-1 2B 1B		0-0 G4-3		2-1 G4-6-3 1-2f	1-3 K		2-3 K	5	1	1	0	0	2	2									
3 Eric Chavez, L (1, 5) OBP: 0.433, SLG: 0.636		2-3 K		4-1 BB BB		2-1 BB 1B 1B	0-3 K		0-1 1B 1B	4	0	2	0	1	2	3									
Sal Fasano, R (1, 2) OBP: 0.375, SLG: 0.280		0-2 SF9		4-2 BB 1-2 BB		3-1 BB 1B		2-1 FC5-4 1B	1-0 1-2 1B	3	0	3	1	1	0	0									
Jorge Velandia, R (1, 4) OBP: 0.125, SLG: 0.188 Jeremy Giambi, L (6, PH) OBP: 0.208, SLG: 0.273 Frank Menechino, R (6, 4) OBP: 0.327, SLG: 0.500 Jason Giambi, L (9, PH) OBP: 0.429, SLG: 0.851		0-0 1-H 2B		0-0 P4		4-2 BB		0-0 FC5-4 1-2f 1B	0-3 K	2	0	1	1	0	0	2									
Inning Stats	R: 0 E: 0 K: 2 S: 11	H: 1 LOB: 1 BB: 0 P: 17	R: 2 E: 0 K: 2 S: 14	H: 3 LOB: 1 BB: 0 P: 18	R: 0 E: 0 K: 2 S: 10	H: 1 LOB: 1 BB: 0 P: 17	R: 0 E: 0 K: 1 S: 8	H: 0 LOB: 2 BB: 2 P: 18	R: 0 E: 0 K: 2 S: 7	H: 0 LOB: 0 BB: 0 P: 12	R: 0 E: 0 K: 0 S: 13	H: 3 LOB: 3 BB: 1 P: 28	R: 2 E: 0 K: 3 S: 15	H: 3 LOB: 1 BB: 0 P: 20	R: 1 E: 1 K: 1 S: 14	H: 2 LOB: 2 BB: 1 P: 24	R: 0 E: 0 K: 2 S: 11	H: 2 LOB: 2 BB: 0 P: 16	1B: 11 2B: 3 3B: 0 HR: 1	SF: 1 SAC: 0 DP: 1 HBP: 0	WP: 1 PB: 0 SB: 0 CS: 0	PA: 45			
PITCHER	IP	WLS	BF	H	R	ER	SO	BB	IBB	HBP	BLK	WP	HR	S	P	ERA	WHIP								
Dave Burba, R (1, 1) ERA: 7.2	5.0	W	22	5	2	2	9	2	0	0	0	1	0	50	82	3.60	1.400								
Scott Kamieniecki, R (6, 1) ERA: 4.32	1.1		10	6	2	2	1	1	0	0	0	0	1	22	41	13.50	5.250								
Ricardo Rincon, L (7, 1) ERA:	0.2	H	2	0	0	0	2	0	0	0	0	0	0	6	7	0.00	0.000								
Paul Shuey, R (8, 1) ERA:	1.0		6	2	1	0	1	1	0	0	0	0	0	14	24	0.00	3.000								
Steve Karsay, R (9, 1) ERA: 1.29	1.0		5	2	0	0	2	0	0	0	0	0	0	11	16	0.00	2.000								

Oakland Athletics @ Cleveland Indians
 Jacobs Field, Cleveland, OH
 Thu Apr 20 2000, 7:05 PM EDT
 Att. 42,134 - Overcast - 64 F


livebaseballscorecards.com

AB	40
R	5
H	15
RBI	5
BB	4
SO	15
LOB	23



Batter	1	2	3	4	5	6	7	8	9	AB R H RBI BB SO LOB	TOP																								
												Cleveland Indians @ Boston Red Sox Fenway Park, Boston, MA Fri Apr 21 2000, 7:05 PM EDT livebaseballscorecards.com																							
											AB 0 R 0 H 0 RBI 0 BB 0 SO 0 LOB 0																								
																																			
Inning Stats											1B: 0 SF: 0 WP: 0 PA: 0 2B: 0 SAC: 0 PB: 0 3B: 0 DP: 0 SB: 0 HR: 0 HBP: 0 CS: 0																								
PITCHER	IP	WLS	BF	H	R	ER	SO	BB	IBB	HBP	BLK	WP	HR	S	P	ERA	WHIP	PITCHER	IP	WLS	BF	H	R	ER	SO	BB	IBB	HBP	BLK	WP	HR	S	P	ERA	WHIP

Batter	1	2	3	4	5	6	7	8	9	AB R H RBI BB SO LOB	BOTTOM
--------	---	---	---	---	---	---	---	---	---	----------------------	--------


		AB 0 R 0 H 0 RBI 0 BB 0 SO 0 LOB 0										
												
Inning Stats	1B: 0 SF: 0 WP: 0 PA: 0											
	2B: 0 SAC: 0 PB: 0											
	3B: 0 DP: 0 SB: 0											
	HR: 0 HBP: 0 CS: 0											

Cleveland Indians @ Boston Red Sox
 Fenway Park, Boston, MA
 Fri Apr 21 2000, 7:05 PM EDT


livebaseballscorecards.com

PITCHER IP WLS BF H R ER SO BB IBB HBP BLK WP HR S P ERA WHIP


PITCHER IP WLS BF H R ER SO BB IBB HBP BLK WP HR S P ERA WHIP

Batter	1	2	3	4	5	6	7	8	9	AB R H RBI BB SO LOB	TOP																								
												Cleveland Indians @ Boston Red Sox Fenway Park, Boston, MA Sat Apr 22 2000, 3:05 PM EDT livebaseballscorecards.com																							
		AB 0 R 0 H 0 RBI 0 BB 0 SO 0 LOB 0																																	
																																			
Inning Stats		1B: 0 SF: 0 2B: 0 SAC: 0 3B: 0 DP: 0 HR: 0 HBP: 0	WP: 0 PA: 0 PB: 0 SB: 0 CS: 0																																
PITCHER	IP	WLS	BF	H	R	ER	SO	BB	IBB	HBP	BLK	WP	HR	S	P	ERA	WHIP	PITCHER	IP	WLS	BF	H	R	ER	SO	BB	IBB	HBP	BLK	WP	HR	S	P	ERA	WHIP

Batter	1	2	3	4	5	6	7	8	9	AB R H RBI BB SO LOB	BOTTOM
--------	---	---	---	---	---	---	---	---	---	----------------------	--------

												Cleveland Indians @ Boston Red Sox Fenway Park, Boston, MA Sat Apr 22 2000, 3:05 PM EDT livebaseballscorecards.com
Inning Stats											AB 0 R 0 H 0 RBI 0 BB 0 SO 0 LOB 0	
											1B: 0 SF: 0 WP: 0 PA: 0 2B: 0 SAC: 0 PB: 0 3B: 0 DP: 0 SB: 0 HR: 0 HBP: 0 CS: 0	

PITCHER	IP	WLS	BF	H	R	ER	SO	BB	IBB	HBP	BLK	WP	HR	S	P	ERA	WHIP	PITCHER	IP	WLS	BF	H	R	ER	SO	BB	IBB	HBP	BLK	WP	HR	S	P	ERA	WHIP
---------	----	-----	----	---	---	----	----	----	-----	-----	-----	----	----	---	---	-----	------	---------	----	-----	----	---	---	----	----	----	-----	-----	-----	----	----	---	---	-----	------


Batter	1	2	3	4	5	6	7	8	9	AB R H RBI BB SO LOB	TOP																								
												<p>Cleveland Indians @ Boston Red Sox Fenway Park, Boston, MA Sun Apr 23 2000, 1:05 PM EDT</p> <p>livebaseballscorecards.com</p> <table> <tr><td>AB</td><td>0</td></tr> <tr><td>R</td><td>0</td></tr> <tr><td>H</td><td>0</td></tr> <tr><td>RBI</td><td>0</td></tr> <tr><td>BB</td><td>0</td></tr> <tr><td>SO</td><td>0</td></tr> <tr><td>LOB</td><td>0</td></tr> </table> 	AB	0	R	0	H	0	RBI	0	BB	0	SO	0	LOB	0									
AB											0																								
R											0																								
H											0																								
RBI											0																								
BB											0																								
SO											0																								
LOB											0																								
Inning Stats										1B: 0 SF: 0 2B: 0 SAC: 0 3B: 0 DP: 0 HR: 0 HBP: 0	WP: 0 PA: 0 PB: 0 SB: 0 CS: 0																								
PITCHER	IP	WLS	BF	H	R	ER	SO	BB	IBB	HBP	BLK	WP	HR	S	P	ERA	WHIP	PITCHER	IP	WLS	BF	H	R	ER	SO	BB	IBB	HBP	BLK	WP	HR	S	P	ERA	WHIP

Batter	1	2	3	4	5	6	7	8	9	AB R H RBI BB SO LOB	BOTTOM
--------	---	---	---	---	---	---	---	---	---	----------------------	--------

												Cleveland Indians @ Boston Red Sox Fenway Park, Boston, MA Sun Apr 23 2000, 1:05 PM EDT livebaseballscorecards.com
											AB 0 R 0 H 0 RBI 0 BB 0 SO 0 LOB 0	
Inning Stats											1B: 0 SF: 0 2B: 0 SAC: 0 3B: 0 DP: 0 HR: 0 HBP: 0	WP: 0 PA: 0 PB: 0 SB: 0 CS: 0



PITCHER	IP	WLS	BF	H	R	ER	SO	BB	IBB	HBP	BLK	WP	HR	S	P	ERA	WHIP	PITCHER	IP	WLS	BF	H	R	ER	SO	BB	IBB	HBP	BLK	WP	HR	S	P	ERA	WHIP
---------	----	-----	----	---	---	----	----	----	-----	-----	-----	----	----	---	---	-----	------	---------	----	-----	----	---	---	----	----	----	-----	-----	-----	----	----	---	---	-----	------

Batter	1	2	3	4	5	6	7	8	9	AB R H RBI BB SO LOB	TOP																								
												<p>Cleveland Indians @ Boston Red Sox Fenway Park, Boston, MA Sun Apr 23 2000, 4:05 PM EDT</p> <p>livebaseballscorecards.com</p> <table> <tr><td>AB</td><td>0</td></tr> <tr><td>R</td><td>0</td></tr> <tr><td>H</td><td>0</td></tr> <tr><td>RBI</td><td>0</td></tr> <tr><td>BB</td><td>0</td></tr> <tr><td>SO</td><td>0</td></tr> <tr><td>LOB</td><td>0</td></tr> </table> 	AB	0	R	0	H	0	RBI	0	BB	0	SO	0	LOB	0									
AB											0																								
R											0																								
H											0																								
RBI											0																								
BB											0																								
SO											0																								
LOB											0																								
Inning Stats										1B: 0 SF: 0 2B: 0 SAC: 0 3B: 0 DP: 0 HR: 0 HBP: 0	WP: 0 PA: 0 PB: 0 SB: 0 CS: 0																								
PITCHER	IP	WLS	BF	H	R	ER	SO	BB	IBB	HBP	BLK	WP	HR	S	P	ERA	WHIP	PITCHER	IP	WLS	BF	H	R	ER	SO	BB	IBB	HBP	BLK	WP	HR	S	P	ERA	WHIP

Batter	1	2	3	4	5	6	7	8	9	AB R H RBI BB SO LOB	BOTTOM
--------	---	---	---	---	---	---	---	---	---	----------------------	--------

												Cleveland Indians @ Boston Red Sox Fenway Park, Boston, MA Sun Apr 23 2000, 4:05 PM EDT livebaseballscorecards.com
											AB 0 R 0 H 0 RBI 0 BB 0 SO 0 LOB 0	
												

Inning Stats	1B: 0	SF: 0	WP: 0	PA: 0
	2B: 0	SAC: 0	PB: 0	
	3B: 0	DP: 0	SB: 0	
	HR: 0	HBP: 0	CS: 0	

PITCHER	IP	WLS	BF	H	R	ER	SO	BB	IBB	HBP	BLK	WP	HR	S	P	ERA	WHIP	PITCHER	IP	WLS	BF	H	R	ER	SO	BB	IBB	HBP	BLK	WP	HR	S	P	ERA	WHIP
---------	----	-----	----	---	---	----	----	----	-----	-----	-----	----	----	---	---	-----	------	---------	----	-----	----	---	---	----	----	----	-----	-----	-----	----	----	---	---	-----	------

Batter	1	2	3	4	5	6	7	8	9	AB R H RBI BB SO LOB	TOP											
Kenny Lofton, L (1, 8) OBP: 0.345, SLG: 0.429	1-1 F8	3-2 P5			4-0 1B BB		1-0 G6-3		2-0 L4	4 1 0 0 1 0 1												
Omar Vizquel, S (1, 6) OBP: 0.348, SLG: 0.459	1-2 1B SF8 1B		0-2 L9		0-2 WP 1B SF9 1B		2-2 G4-6-3 1B			4 2 3 0 0 0 0												
Roberto Alomar, S (1, 4) OBP: 0.366, SLG: 0.525	1-0 E 1B 1B		2-3 K		1-0 SF9 WP 2B 1B		1-0 G4-6-3 1-2f			4 2 2 1 0 1 1												
Manny Ramirez, R (1, 9) OBP: 0.307, SLG: 0.530	0-0 SF8		2-2 F9		3-2 SF9			3-2 F2		2 0 0 2 0 0 0												
Jim Thome, L (1, 10) OBP: 0.310, SLG: 0.600	3-2 2-H 1B			1-2 G3	2-0 2B			4-0 G4-6-3 BB		3 0 2 2 1 0 0												
David Justice, L (1, 7) OBP: 0.415, SLG: 0.528	0-1 P6			4-2 FC5-4 BB	2-2 G4-3			3-1 G4-6-3 1-2f		3 0 0 0 1 0 3												
Travis Fryman, R (1, 5) OBP: 0.403, SLG: 0.534		3-2 F9		0-0 FC5-4 1-2f		3-2 G6-3		1-1 HR		4 1 1 1 0 0 1												
Richie Sexson, R (1, 3) OBP: 0.309, SLG: 0.234		2-0 F9		2-2 P7		4-2 G5-4-3 BB		3-3 K		3 0 0 0 1 1 1												
Einar Diaz, R (1, 2) OBP: 0.367, SLG: 0.357		2-2 1B			1-1 P8	1-1 G5-4-3 1-2f		1-2 F2		4 0 1 0 0 0 1												
Inning Stats	R: 2 E: 1 K: 0 S: 13	H: 3 LOB: 1 BB: 0 P: 19	R: 0 E: 0 K: 0 S: 13	H: 1 LOB: 1 BB: 0 P: 23	R: 0 E: 0 K: 1 S: 9	H: 0 LOB: 0 BB: 0 P: 13	R: 0 E: 0 K: 0 S: 9	H: 0 LOB: 1 BB: 1 P: 16	R: 3 E: 0 K: 0 S: 14	H: 3 LOB: 1 BB: 1 P: 27	R: 0 E: 0 K: 0 S: 7	H: 0 LOB: 0 BB: 1 P: 15	R: 0 E: 0 K: 0 S: 6	H: 1 LOB: 0 BB: 0 P: 10	R: 0 E: 0 K: 0 S: 5	H: 0 LOB: 0 BB: 1 P: 15	R: 1 E: 0 K: 1 S: 9	H: 1 LOB: 0 BB: 0 P: 16	1B: 7 2B: 1 3B: 0 HR: 1	SF: 2 SAC: 0 DP: 3 HBP: 0	WP: 1 PB: 0 SB: 0 CS: 0	PA: 37
PITCHER	IP WLS BF H R ER SO BB IBB HBP BLK WP HR S P ERA WHIP																					
Gil Meche, R (1, 1) ERA: 3.8	6.0 L 27 7 5 4 1 3 0 0 0 1 0 65 113 6.00 1.667																					
58 Kevin Hodges, R (7, 1) ERA: 3.0	3.0 10 2 1 1 1 1 0 0 0 0 1 20 41 3.00 1.000																					

Cleveland Indians @ Seattle Mariners
Safeco Field, Seattle, WA
 Mon Apr 24 2000, 7:05 PM PDT
 Att. 30,354 - Cloudy - 56 F

livebaseballscorecards.com

AB 31
R 6
H 9
RBI 6
BB 4
SO 2
LOB 8



Batter	1	2	3	4	5	6	7	8	9	AB	R	H	RBI	BB	SO	LOB
Mike Cameron, R OBP: 0.302, SLG: 0.418 (1, 8)	4-1 CS S BB		2-3 K		3-2 G4-6-3 1-2f			2-3 K		3	0	0	0	1	2	3
Stan Javier, S OBP: 0.500, SLG: 0.533 (1, 7)	4-1 BB CS 1-2 BB		1-0 G6-3			4-2 WP BB		2-2 FC6-4 1-2f		2	0	0	0	2	0	1
Alex Rodriguez, R OBP: 0.476, SLG: 0.645 (1, 6)	2-3 K		2-0 G6-3			0-3 K		0-1 G5-3		4	0	0	0	0	2	4
Edgar Martinez, R OBP: 0.393, SLG: 0.580 (1, 10)	4-1 BB 1-2 2-3 BB			3-3 K		4-1 G3-6-1 1-2 BB		2-2 G5-3		2	0	0	0	2	1	0
John Olerud, L OBP: 0.506, SLG: 0.617 (1, 3)	4-1 BB 1-2 2-3 BB			3-2 G3-1		0-2 G3-6-1 1-2f		2-3 K		3	0	0	0	1	1	2
Jay Buhner, R OBP: 0.350, SLG: 0.661 (1, 9)	1-0 F7			3-3 K			1-2 F8		1-0 G6-3	4	0	0	0	0	1	3
David Bell, R OBP: 0.212, SLG: 0.270 (1, 4)		0-0 F9			0-3 K		0-1 G6-3			3	0	0	0	0	1	0
Dan Wilson, R OBP: 0.345, SLG: 0.420 (1, 2)			2-3 K			0-0 BB 1B		2-3 K		3	0	1	0	0	2	0
Charles Gipson, R OBP: 0.429, SLG: 0.385 (1, 5)			1-3 K			4-1 G4-6-3 1-2 BB		0-1 FC6-4 1B		2	0	1	0	1	1	0

Inning Stats	R: 0	H: 0	E: 0	K: 1	S: 8	R: 0	H: 0	E: 0	K: 2	S: 8	R: 0	H: 0	E: 0	K: 1	S: 6	R: 0	H: 1	E: 0	K: 1	S: 8	R: 0	H: 0	E: 0	K: 1	S: 10	R: 0	H: 1	E: 0	K: 1	S: 10	R: 0	H: 0	E: 0	K: 1	S: 7	1B: 2	2B: 0	3B: 0	HR: 0	SF: 0	SAC: 0	DP: 2	HBP: 0	WP: 1	PB: 0	SB: 1	CS: 2	PA: 33
ERA: 2.6	IP: 8.0	WLS: 0	BF: 30	H: 2	R: 0	ER: 0	SO: 10	BB: 7	IBB: 0	HBP: 0	BLK: 0	WP: 1	HR: 0	S: 67	P: 125	ERA: 0.00	WHIP: 1.125																															
ERA: 1.13	IP: 1.0	WLS: 3	BF: 0	H: 0	R: 0	ER: 0	SO: 1	BB: 0	IBB: 0	HBP: 0	BLK: 0	WP: 0	HR: 0	S: 7	P: 12	ERA: 0.00	WHIP: 0.000																															

BOTTOM

Cleveland Indians @ Seattle Mariners
Safeco Field, Seattle, WA
 Mon Apr 24 2000, 7:05 PM PDT
 Att. 30,354 - Cloudy - 56 F

AB	26
R	0
H	2
RBI	0
BB	7
SO	11
LOB	13



PITCHER	IP	WLS	BF	H	R	ER	SO	BB	IBB	HBP	BLK	WP	HR	S	P	ERA	WHIP
Chuck Finley, L ERA: 2.6	(1, 1)	8.0	30	2	0	0	10	7	0	0	0	1	0	67	125	0.00	1.125
Steve Karsay, R ERA: 1.13	(9, 1)	1.0	3	0	0	0	1	0	0	0	0	0	0	7	12	0.00	0.000

Batter	1	2	3	4	5	6	7	8	9	AB R H RBI BB SO LOB	TOP											
Kenny Lofton, L (1, 8) OBP: 0.333, SLG: 0.396	3-1 G4-3	4-0 BB 2B BB		2-3 K		1-3 K			3-1 P5	4 1 0 0 1 2 3												
Omar Vizquel, S (1, 6) OBP: 0.351, SLG: 0.446	1-3 K	4-2 2B BB		0-0 G5-3		1-3 K			3-2 S 1B 1B	4 0 1 0 1 2 2												
Roberto Alomar, S (1, 4) OBP: 0.382, SLG: 0.545	0-0 1B 2B	1-3 K			0-1 F7			2-1 G6-3 1B	0-0 S 1B	5 1 3 1 0 1 3												
Manny Ramirez, R (1, 9) OBP: 0.325, SLG: 0.543	3-1 BB 1B	2-1 2B			4-0 BB			0-0 G6-3	0-3 K	4 1 2 3 1 1 3												
Travis Fryman, R (1, 5) OBP: 0.394, SLG: 0.508 Jim Thome, L (9, PH) OBP: 0.306, SLG: 0.591	4-2 1B BB		3-1 F8		1-1 F9			1-3 K	2-3 K	3 0 0 0 1 1 1 1 0 0 0 0 1 2												
David Justice, L (1, 7) OBP: 0.406, SLG: 0.509	3-2 1B		1-3 K		2-3 K			1-0 G4-3		4 0 1 1 0 2 1												
Richie Sexson, R (1, 3) OBP: 0.305, SLG: 0.235	3-2 G5-3		1-0 WP 1B		0-1 P4			2-3 K		4 0 1 0 0 1 2												
Alex Ramirez, R (1, 10) OBP: 0.250, SLG: 0.375 Jacob Cruz, L (6, PH) OBP: 0.321, SLG: 0.360 Enrique Wilson, S (8, PH) OBP: 0.545, SLG: 0.727		0-0 G6-3	2-2 G4-3		1-0 2B			0-1 F3		2 0 0 0 0 0 1 1 0 1 0 0 0 0 1 0 0 0 0 0 0												
Einar Diaz, R (1, 2) OBP: 0.412, SLG: 0.387		0-0 BB 2B 1B		1-0 F7		4-0 BB		1-0 1B WP 1B		3 2 2 0 1 0 0												
Inning Stats	R: 2 E: 0 K: 1 S: 16	H: 3 LOB: 2 BB: 1 P: 33	R: 2 E: 0 K: 1 S: 10	H: 2 LOB: 2 BB: 2 P: 21	R: 0 E: 0 K: 1 S: 10	H: 1 LOB: 1 BB: 0 P: 17	R: 0 E: 0 K: 1 S: 5	H: 0 LOB: 0 BB: 0 P: 8	R: 0 E: 0 K: 1 S: 7	H: 0 LOB: 1 BB: 1 P: 14	R: 0 E: 0 K: 2 S: 10	H: 1 LOB: 2 BB: 1 P: 17	R: 0 E: 0 K: 1 S: 6	H: 1 LOB: 0 BB: 0 P: 9	R: 0 E: 0 K: 1 S: 7	H: 0 LOB: 0 BB: 0 P: 10	R: 1 E: 0 K: 2 S: 13	H: 3 LOB: 2 BB: 0 P: 22	1B: 8 2B: 3 3B: 0 HR: 0	SF: 0 SAC: 0 DP: 1 HBP: 0	WP: 2 PB: 0 SB: 2 CS: 0	PA: 41
PITCHER	IP WLS BF H R ER SO BB IBB HBP BLK WP HR S P ERA WHIP																					
John Halama, L (1, 1) ERA: 6.59	5.0 W 24 6 4 4 5 4 0 0 0 1 0 48 93 7.20 2.000																					
Paul Abbott, R (6, 1) ERA: 7.9	2.0 H 8 2 0 0 3 1 0 0 0 0 0 16 26 0.00 1.500																					
Arthur Rhodes, L (8, 1) ERA: 2.25	1.0 H 3 0 0 0 1 0 0 0 0 0 0 7 10 0.00 0.000																					
Kazuhiro Sasaki, R (9, 1) ERA: 4.5	1.0 6 3 1 1 2 0 0 0 0 1 0 13 22 9.00 3.000																					

Cleveland Indians @ Seattle Mariners
Safeco Field, Seattle, WA
Tue Apr 25 2000, 7:05 PM PDT
Att. 27,579 - Cloudy - 51 F

AB	36
R	5
H	11
RBI	5
BB	5
SO	11
LOB	18



Batter	1	2	3	4	5	6	7	8	9
Mark McLemore, S OBP: 0.329, SLG: 0.250 (1, 4)	3-2 G1-3	1-1 L8			1-0 SH1-4	2-1 P5		0-0 G4-3	
Stan Javier, S OBP: 0.492, SLG: 0.560 (1, 7)	1-2 F9		3-2 G4-3		3-1 1B 3B		0-0 G6-3	1-0 1B	
Alex Rodriguez, R OBP: 0.471, SLG: 0.621 (1, 6)	1-3 K		3-2 G6-3		1-0 FC1-5 1B		4-2 G1-3 BB	2-3 K	
John Olerud, L OBP: 0.518, SLG: 0.667 (1, 3)		2-1 HR 1B	3-2		1-2 FC1-5 1B		4-0 G1-3 BB		
Edgar Martinez, R OBP: 0.383, SLG: 0.547 (1, 10)		4-2 HR BB	2-0 G3-1		0-3 K		1-2 G1-3		
Jay Buhner, R OBP: 0.359, SLG: 0.695 (1, 9)		3-1 HR		2-3 K		2-3 K	4-0 IBB		
David Bell, R OBP: 0.203, SLG: 0.258 (7, PH) Tom Lampkin, L OBP: 0.313, SLG: 0.750 (7, PH) Carlos Hernandez, R (8, 5)		1-2 P1		1-2 G1-3		1-2 G6-3	2-3 K		
Dan Wilson, R OBP: 0.339, SLG: 0.426 (1, 2)		1-0 F8		1-3 K		2-2 1B 2B		1-1 G6-3	
Mike Cameron, R OBP: 0.333, SLG: 0.439 (7, 8) Charles Gipson, R OBP: 0.400, SLG: 0.357		4-2 BB			2-2 SH1-4 3B 1B	0-0 S 1B		1-2 E4 1B	

AB	R	H	RBI	BB	SO	LOB
4	0	0	0	0	0	3
5	1	2	2	0	0	0
4	0	1	1	1	2	1
3	2	2	1	1	0	1
3	1	0	0	1	1	3
3	1	1	3	1	2	0
3	0	0	0	0	0	0
0	0	0	0	0	0	0
1	0	0	0	0	1	3
4	1	1	0	0	1	0
2	1	2	1	1	0	0
1	1	0	0	0	0	0


BOTTOM

Cleveland Indians @ Seattle Mariners
Safeco Field, Seattle, WA

Tue Apr 25 2000, 7:05 PM PDT
Att: 27,579 - Cloudy - 51 F

livebaseballscorecards.com

AB	33
R	8
H	9
RBI	8
BB	5
SO	7
LOB	11



Inning Stats	R	H	E	K	S	R	H	E	K	S	R	H	E	K	S	R	H	E	K	S	R	H	E	K	S
	0	0	0	1	9	3	2	0	2	10	0	0	0	1	10	2	0	0	2	16	0	0	0	1	17
	0	0	0	1	14	2	1	0	2	21	0	0	0	1	21	0	0	0	22	0	0	0	1	15	

PITCHER	IP	WLS	BF	H	R	ER	SO	BB	IBB	HBP	BLK	WP	HR	S	P	ERA	WHIP
Charles Nagy, R ERA: 7.33 (1, 1)	4.1	L	21	6	6	6	3	2	0	0	0	0	2	51	94	12.46	1.846
Bobby Witt, R ERA: 3.72 (5, 1)	2.1		12	2	1	1	2	2	1	0	0	0	0	33	49	3.86	1.714
Tom Martin, L ERA: 2.35 (7, 1)	0.1		1	0	0	0	1	0	0	0	0	0	0	6	8	0.00	0.000
Steve Reed, R ERA: 11.81 (8, 1)	1.0		5	1	1	0	1	0	0	0	0	0	0	10	15	0.00	1.000

WP	PA	ERA	WHIP
0	39		

Batter	1	2	3	4	5	6	7	8	9	10	AB	R	H	RBI	BB	SO	LOB	TOP						
Kenny Lofton, L OBP: 0.328, SLG: 0.393 Jacob Cruz, L OBP: 0.345, SLG: 0.385 (1, 8)	G5-3		1B		K		SF7		SH5-3	1B	3	0	1	1	0	1	0							
Omar Vizquel, S OBP: 0.388, SLG: 0.448 (1, 6)	CS		1B			G6-3	BB		BB	BB	2	0	1	0	4	0	0							
Roberto Alomar, S OBP: 0.366, SLG: 0.514 (1, 4)	K		L7			S	F5		P5	P6	6	1	1	0	0	1	9							
Manny Ramirez, R OBP: 0.341, SLG: 0.581 (1, 9)	CS	FC6-4	F8			1B	BB	HR	L9		4	1	2	1	1	0	4							
David Justice, L OBP: 0.392, SLG: 0.484 (1, 10)			K		P4		1B		F5		5	0	1	1	0	2	1							
Richie Sexson, R OBP: 0.313, SLG: 0.236 (1, 7)		FC6-4	P6			F9		G6-3		1B	4	1	1	0	1	0	2							
Jim Thome, L OBP: 0.299, SLG: 0.563 (1, 3)			F7		G4-3		K		1B	F9	5	0	1	0	0	1	5							
Enrique Wilson, S OBP: 0.500, SLG: 0.688 (1, 5)		FC6-4			G5-3		SH3-4	F7		1B	5	2	2	0	0	0	3							
Einar Díaz, R OBP: 0.421, SLG: 0.429 (1, 2)			P5		P2		SH3-4		SH5-3	1B	4	0	2	1	0	0	0							
Inning Stats	R: 0 E: 0 K: 1 S: 11	H: 0 LOB: 0 BB: 1 P: 19	R: 0 E: 0 K: 1 S: 11	H: 1 LOB: 2 BB: 1 P: 21	R: 0 E: 0 K: 0 S: 18	H: 2 LOB: 2 BB: 0 P: 25	R: 0 E: 0 K: 0 S: 4	H: 0 LOB: 0 BB: 0 P: 7	R: 0 E: 0 K: 1 S: 6	H: 0 LOB: 0 BB: 0 P: 9	R: 1 E: 0 K: 1 S: 11	H: 2 LOB: 2 BB: 1 P: 22	R: 1 E: 0 K: 0 S: 11	H: 1 LOB: 1 BB: 1 P: 18	R: 1 E: 0 K: 0 S: 10	H: 2 LOB: 1 BB: 0 P: 17	R: 0 E: 0 K: 0 S: 13	H: 1 LOB: 2 BB: 1 P: 18	R: 2 E: 0 K: 1 S: 17	H: 4 LOB: 3 BB: 1 P: 26	1B: 10 2B: 2 3B: 0 HR: 1	SF: 1 SAC: 2 DP: 0 HBP: 0	WP: 0 PB: 0 SB: 1 CS: 1	PA: 49
PITCHER	IP	WLS	BF	H	R	ER	SO	BB	IBB	HBP	BLK	WP	HR	S	P	ERA	WHIP							
37 Robert Ramsay, L ERA: 1.5 (1, 1)	6.0		25	5	1	1	4	3	0	0	0	0	0	61	103	1.50	1.333							
Jose Mesa, R ERA: 5.25 (7, 1)	2.0		10	3	2	2	0	1	0	0	0	0	1	21	35	9.00	2.000							
Jose Paniagua, R ERA: 4.38 (9, 1)	1.0	L	5	1	0	0	0	1	0	0	0	0	0	13	18	0.00	2.000							
Arthur Rhodes, L ERA: 4.0 (10, 1)	1.0	L	8	4	2	2	1	1	0	0	0	0	0	17	26	18.00	5.000							

Cleveland Indians @ Seattle Mariners
Safeco Field, Seattle, WA
Wed Apr 26 2000, 3:35 PM PDT
Att: 37,086 - Cloudy - 52 F

livebaseballscores.com

AB 39
R 5
H 13
RBI 5
BB 6
SO 5
LOB 24




Batter	1	2	3	4	5	6	7	8	9	10	AB R H RBI BB SO LOB
Mark McLemore, S OBP: 0.322, SLG: 0.236 (1, 4)	4-0 S G5-3 BB		1-2 L9			0-0 P6		1-3 K		3-2 F7	4 0 0 0 1 1 2
Stan Javier, S OBP: 0.471, SLG: 0.527 (1, 7)	0-0 G5-3			2-1 G6-3			1-1 HR 1B		0-1 G3	0-1 FC4-6	5 1 1 0 0 0 2
Alex Rodriguez, R OBP: 0.473, SLG: 0.652 (1, 6)	3-1 P6			2-2 G6-3			3-1 1-H HR		4-1 1B BB		3 2 1 2 1 0 1
John Olerud, L OBP: 0.506, SLG: 0.642 Carlos Hernandez, R (9, PR) (10, 5)	2-3 K			1-1 F8			1-0 G4-1		2-2 HBP 1B CS 1B		4 0 1 0 0 1 1 0 0 0 0 0 0 0
Jay Buhner, R OBP: 0.382, SLG: 0.689 (1, 10)					3-2 G6-3		4-2 G4-6-3 BB		1-0 CS HBP 1B		2 0 1 1 2 0 0
Tom Lampkin, L OBP: 0.300, SLG: 0.632 (1, 2)				2-1 G4-6-3		3-2 P6		3-1 G4-6-3		1-0 CS HBP	3 0 0 0 0 0 2
David Bell, R OBP: 0.205, SLG: 0.257 (10, 3)				2-1 P6		1-3 K		1-1 FC2-6 1B		2-3 K	4 0 1 0 0 2 3
Raul Ibanez, L OBP: 0.333, SLG: 0.370 (1, 9)				1-1 F8		1-2 G5-3		0-0 FC2-6 G4-3		4-2 FC4-6 BB	3 0 0 0 1 0 1
Charles Gipson, R OBP: 0.353, SLG: 0.313 Edgar Martinez, R OBP: 0.377, SLG: 0.537 Mike Cameron, R OBP: 0.333, SLG: 0.439 Dan Wilson, R OBP: 0.333, SLG: 0.418 (1, 8) (8, PH) (9, 8) (10, PH)				3-3 K		3-3 K		3-1 G4-3		2-2 P6	2 0 0 0 0 2 0 1 0 0 0 0 0 1 0 0 0 0 0 0 0 1 0 0 0 0 0 1

Inning Stats	R: 0	H: 0	E: 0	K: 1	S: 6	R: 0	H: 0	E: 0	K: 0	S: 6	R: 0	H: 0	E: 0	K: 1	S: 8	R: 0	H: 0	E: 0	K: 1	S: 11	R: 0	H: 0	E: 0	K: 0	S: 10	R: 0	H: 0	E: 0	K: 1	S: 8	R: 2	H: 2	E: 0	K: 0	S: 9	R: 0	H: 1	E: 0	K: 1	S: 8	R: 1	H: 2	E: 0	K: 1	S: 13	R: 0	H: 0	E: 0	K: 0	S: 12	1B: 4	SF: 0	2B: 0	SAC: 0	3B: 0	DP: 2	HR: 1	HBP: 1
	LOB: 1	BB: 1	P: 15	LOB: 0	BB: 1	LOB: 0	BB: 1	LOB: 0	BB: 1	P: 14	LOB: 0	BB: 0	LOB: 0	BB: 0	P: 13	LOB: 0	BB: 0	LOB: 0	BB: 0	P: 17	LOB: 0	BB: 0	LOB: 0	BB: 0	P: 12	LOB: 2	BB: 1	P: 21	LOB: 1	BB: 0	P: 13	LOB: 2	BB: 1	P: 23	LOB: 1	BB: 1	P: 21	LOB: 0	BB: 1	P: 21	1B: 0	SF: 0	2B: 0	SAC: 0	3B: 0	DP: 2	HR: 1	HBP: 1										
PITCHER	IP	WLS	BF	H	R	ER	SO	BB	IBB	HBP	BLK	WP	HR	S	P	ERA	WHIP																																									
Jaret Wright, R ERA: 3.38 (1, 1)	7.0		24	2	2	2	4	3	0	0	0	0	1	58	108	2.57	0.714																																									
Steve Karsay, R ERA: 1.0 (8, 1)	1.0	H	4	1	0	0	1	0	0	0	0	0	0	8	13	0.00	1.000																																									
Paul Shuey, R ERA: 0.96 (9, 1)	2.0	W	10	2	1	1	1	2	0	1	0	0	0	25	44	4.50	2.000																																									

Cleveland Indians @ Seattle Mariners
Safeco Field, Seattle, WA
 Wed Apr 26 2000, 3:35 PM PDT
 Att. 37,086 - Cloudy - 52 F

livebaseballscorecards.com

AB	32
R	3
H	5
RBI	3
BB	5
SO	6
LOB	14



WP: 0	PA: 38
PB: 0	
SB: 1	
CS: 3	

Batter	1	2	3	4	5	6	7	8	9	AB R H RBI BB SO LOB	TOP											
Jose Offerman, S (1, 4) OBP: 0.315, SLG: 0.311	2-1 F9		1-2 G6-3	3-1 G6-3		1-0 L5			2-2 FC4	5 0 0 0 0 0 3												
Trot Nixon, L (1, 9) OBP: 0.390, SLG: 0.612	2-2 BB 1B		3-1 G1-3 1B 2B		4-1 1B SF9 BB			2-3 K	1-2 G1-3	4 2 2 0 1 1 1												
Brian Daubach, L (1, 10) OBP: 0.455, SLG: 0.672	4-1 1-2 BB		1-1 G1-3		4-2 SF9 1B BB			2-3 K		2 1 0 0 2 1 1												
Nomar Garciaparra, R (1, 6) OBP: 0.438, SLG: 0.541	2-3 K		1-2		0-0 L5-4 1B 1B			0-1 F9		4 0 2 1 0 1 2												
Troy O'Leary, L (1, 7) OBP: 0.275, SLG: 0.419	1-3 K		2-1 F9		0-1 SF9			1-1 F7		3 0 0 1 0 1 3												
Carl Everett, S (1, 8) OBP: 0.415, SLG: 0.753		2-3 K		0-0 F7		1-2 1B		0-0 P6		4 0 1 1 0 1 0												
Mike Stanley, R (1, 3) OBP: 0.400, SLG: 0.373		4-2 38 FC6-4 BB		2-2 38 FC5-4 BB 1B		1-1 L5-4		1-2 F8		3 0 1 0 1 0 2												
Scott Hatteberg, L (1, 2) OBP: 0.316, SLG: 0.200		2-0 F8		4-1 38 FC5-4 BB		1-2 F8		2-2 F7		3 0 0 0 1 0 1												
38 Wilton Veras, R (1, 5) OBP: 0.270, SLG: 0.278		1-0 FC6-4		0-0 FC5-4		1-2 G6-3		2-2 FC4 1B		3 0 0 0 0 0 3												
Jason Varitek, S (9, PH) OBP: 0.438, SLG: 0.481				1-2f 2-3						1 0 1 0 0 0 0												
Manny Alexander, R (9, PR) OBP: 0.280, SLG: 0.417										0 0 0 0 0 0 0												
Inning Stats	R: 0 E: 0 K: 2 S: 12	H: 1 LOB: 2 BB: 1 P: 23	R: 0 E: 0 K: 1 S: 8	H: 0 LOB: 1 BB: 1 P: 17	R: 1 E: 0 K: 0 S: 13	H: 2 LOB: 1 BB: 0 P: 21	R: 0 E: 0 K: 0 S: 8	H: 1 LOB: 2 BB: 1 P: 17	R: 2 E: 0 K: 0 S: 11	H: 2 LOB: 1 BB: 2 P: 21	R: 0 E: 0 K: 0 S: 8	H: 0 LOB: 0 BB: 0 P: 11	R: 0 E: 0 K: 2 S: 8	H: 0 LOB: 0 BB: 0 P: 12	R: 0 E: 0 K: 0 S: 6	H: 0 LOB: 0 BB: 0 P: 8	R: 0 E: 0 K: 0 S: 13	H: 1 LOB: 1 BB: 0 P: 20	1B: 6 2B: 2 3B: 0 HR: 0	SF: 1 SAC: 0 DP: 1 HBP: 0	WP: 0 PB: 0 SB: 0 CS: 0	PA: 38
PITCHER	IP WLS BF H R ER SO BB IBB HBP BLK WP HR S P ERA WHIP																					
Dave Burba, R (1, 1) ERA: 6.43	6.0 W 28 6 3 3 3 5 0 0 0 0 0 0 60 110 4.50 1.833																					
Ricardo Rincon, L (7, 1) ERA:	0.2 H 2 0 0 0 2 0 0 0 0 0 0 0 6 10 0.00 0.000																					
Scott Kamieniecki, R (7, 1) ERA: 4.15	0.1 H 1 0 0 0 0 0 0 0 0 0 0 0 2 2 0.00 0.000																					
Paul Shuey, R (8, 1) ERA: 0.87	1.0 H 3 0 0 0 0 0 0 0 0 0 0 0 6 8 0.00 0.000																					
Steve Karsay, R (9, 1) ERA: 0.9	1.0 S 4 1 0 0 0 0 0 0 0 0 0 0 13 20 0.00 1.000																					

Boston Red Sox @ Cleveland Indians
Jacobs Field, Cleveland, OH
 Fri Apr 28 2000, 7:05 PM EDT
 Att. 42,885 - Sunny - 54 F

livebaseballscorecards.com

AB 32
R 3
H 7
RBI 3
BB 5
SO 5
LOB 16



Batter	1	2	3	4	5	6	7	8	9
Omar Vizquel, S OBP: 0.369, SLG: 0.423 (1, 6) C B B X	2-2 G5-3 ①		0-0 G6-4-3 ② 1-2f			1-2 G6-3 ① C B S X	1-3 K ①		
Travis Fryman, R OBP: 0.400, SLG: 0.569 (1, 5) X	0-0 F9 ②			1-0 HR ① B X		1-0 1B 1B ① B X	2-0 P4 ② B B X		
Roberto Alomar, S OBP: 0.360, SLG: 0.500 (1, 4) X	0-0 L8 ③			1-2 G5-3 ① B S F X		1-2 1B 1B ① C F B X	2-2 G6-3 ③ B F C X		
Manny Ramirez, R OBP: 0.337, SLG: 0.564 (1, 9)		2-3 K ① B B F C X		0-1 F8 ② C X		2-0 1B 1B ① B B X		3-2 P4 ① F B B F X	
David Justice, L OBP: 0.385, SLG: 0.470 (1, 7)		1-1 F9 ② B B X		2-2 G6-3 ③ B B C X		3-H E2 1B 1B ① B F X		3-2 F9 ② B B C C X	
Richie Sexson, R OBP: 0.309, SLG: 0.237 (1, 10)		1-1 G6-3 ③ B F X			1-0 G4-3 1B ① B X	3-2 F8 ② F B F B X		1-3 K ③ C F B F X	
Jim Thome, L OBP: 0.313, SLG: 0.568 (1, 3)			0-1 G4-3 PB 1B ① C X		1-3 K ① B S C X	1-0 1B ① B X		1-2 1B ① B X	
Einar Diaz, R OBP: 0.390, SLG: 0.395 (1, 2)			3-2 G4-3 ① C B F B X		3-2 G4-3 ② B B F C X	0-2 G1-3 ③ C X			
Jacob Cruz, L OBP: 0.375, SLG: 0.370 (1, 8)			4-2 G6-4-3 BB ① B B C B		1-0 G5-3 ③ B X		4-1 S BB ① B B C B		

Inning Stats	R: 0 E: 0 K: 0 S: 5	H: 0 LOB: 0 BB: 0 P: 7	R: 0 E: 0 K: 1 S: 9	H: 0 LOB: 0 BB: 0 P: 13	R: 0 E: 0 K: 0 S: 8	H: 1 LOB: 1 BB: 1 P: 15	R: 1 E: 0 K: 0 S: 9	H: 1 LOB: 0 BB: 0 P: 13	R: 0 E: 0 K: 1 S: 8	H: 1 LOB: 1 BB: 0 P: 14	R: 3 E: 1 K: 0 S: 19	H: 5 LOB: 2 BB: 0 P: 29	R: 0 E: 0 K: 1 S: 9	H: 0 LOB: 1 BB: 1 P: 17	R: 0 E: 0 K: 1 S: 11	H: 0 LOB: 0 BB: 0 P: 18
--------------	------------------------------	---------------------------------	------------------------------	----------------------------------	------------------------------	----------------------------------	------------------------------	----------------------------------	------------------------------	----------------------------------	-------------------------------	----------------------------------	------------------------------	----------------------------------	-------------------------------	----------------------------------

PITCHER															PITCHER																			
IP	WLS	BF	H	R	ER	SO	BB	IBB	HBP	BLK	WP	HR	S	P	ERA	WHIP	IP	WLS	BF	H	R	ER	SO	BB	IBB	HBP	BLK	WP	HR	S	P	ERA	WHIP	
Pete Schourek, L (1, 1) ERA: 3.38	5.1	L	22	6	4	4	2	1	0	0	0	1	47	75	6.75	1.312																		
Rheal Cormier, L (6, 1) ERA: 2.89	0.1	B	3	2	0	0	0	0	0	0	0	0	8	13	0.00	6.000																		
49 Tim Wakefield, R (6, 1) ERA: 2.35	2.1		8	0	0	0	2	1	0	0	0	0	23	38	0.00	0.429																		

BOTTOM

Boston Red Sox @ Cleveland Indians
Jacobs Field, Cleveland, OH

Fri Apr 28 2000, 7:05 PM EDT
Att: 42,885 - Sunny - 54 F

AB	R	H	RBI	BB	SO	LOB
4	0	0	0	0	1	3
4	2	2	1	0	0	1
4	1	1	0	0	0	1
4	1	1	1	0	1	0
4	0	1	1	0	0	0
4	0	1	0	0	1	2
3	0	2	1	0	1	1
3	0	0	0	0	0	4
1	0	0	0	2	0	1

AB	31
R	4
H	8
RBI	4
BB	2
SO	4
LOB	13



WP: 0	PA: 33
PB: 1	
SB: 1	
CS: 0	

livebaseballscorecards.com

Batter	1	2	3	4	5	6	7	8	9	AB R H RBI BB SO LOB	TOP	
Jose Offerman, S (1, 4) OBP: 0.312, SLG: 0.299	4-2 FC5-4 BB		0-0 G3			2-2 G4-3		2-1 FC6-4 FC5-4 1-2f 3-H		3 0 0 1 1 0 1		
Manny Alexander, R (1, 10) OBP: 0.241, SLG: 0.357	0-1 FC5-4 FC5-4 1-2f		0-3 K			2-3 K		2-2 FC5-4 BB 1-2f		4 0 0 0 0 2 2		
Nomar Garciaparra, R (1, 6) OBP: 0.429, SLG: 0.519	0-2 FC5-4 CS 1-2f				2-2 G6-3		1-1 L8	4-1 BB 1-2		3 0 0 0 1 0 1		
Mike Stanley, R (1, 3) OBP: 0.391, SLG: 0.418	1-1 CS 1-2	2-0 HR			2-1 G5-3		2-2 G5-3	2-1 F8		4 1 1 1 0 0 2		
Troy O'Leary, L (1, 7) OBP: 0.274, SLG: 0.403			2-1 G1-6-3		4-0 FC6-4 BB		2-3 K		2-2 G3-1	3 0 0 0 1 1 0		
Carl Everett, S (1, 8) OBP: 0.407, SLG: 0.727			0-3 K		0-0 FC6-4 1-2f		1-1 FC5-4 1B		2-3 K	4 0 1 0 0 2 1		
Jason Varitek, S (1, 2) OBP: 0.426, SLG: 0.482			0-0 2B			1-3 K	0-1 FC5-4 1-2f		2-0 G4-3	4 0 1 0 0 1 1		
38 Wilton Veras, R (1, 5) OBP: 0.275, SLG: 0.308			0-3 K			2-3 K2-3		1-1 1B FC6-4 2B		3 1 1 0 0 2 1		
Darren Lewis, R (1, 9) OBP: 0.346, SLG: 0.190			1-0 G4-3			3-1 G4-3		0-1 FC6-4 1B 2-3		3 0 1 0 0 0 0		
Inning Stats	R: 0 E: 0 K: 0 S: 10 H: 0 LOB: 0 BB: 1 P: 15	R: 1 E: 0 K: 2 S: 10 H: 2 LOB: 1 BB: 0 P: 14	R: 0 E: 0 K: 1 S: 5 H: 0 LOB: 0 BB: 0 P: 6	R: 0 E: 0 K: 0 S: 6 H: 0 LOB: 1 BB: 1 P: 14	R: 0 E: 0 K: 2 S: 13 H: 0 LOB: 0 BB: 0 P: 19	R: 0 E: 0 K: 1 S: 9 H: 0 LOB: 0 BB: 0 P: 14	R: 0 E: 0 K: 1 S: 10 H: 1 LOB: 1 BB: 0 P: 15	R: 1 E: 0 K: 0 S: 13 H: 2 LOB: 2 BB: 1 P: 24	R: 0 E: 0 K: 1 S: 8 H: 0 LOB: 0 BB: 0 P: 14	1B: 2 2B: 2 3B: 0 HR: 1 SF: 0 SAC: 0 DP: 0 HBP: 0	WP: 0 PB: 0 SB: 0 CS: 1 PA: 35	
PITCHER	IP WLS BF H R ER SO BB IBB HBP BLK WP HR S P ERA WHIP											
Chuck Finley, L (1, 1) ERA: 2.55	7.2 W 29 5 2 2 7 2 0 0 0 0 0 1 73 112 2.35 0.913											
Paul Shuey, R (8, 1) ERA: 0.84	0.1 H 2 0 0 0 0 1 0 0 0 0 0 0 3 9 0.00 3.000											
Steve Karsay, R (9, 1) ERA: 0.82	1.0 S 3 0 0 0 1 0 0 0 0 0 0 0 8 14 0.00 0.000											

Boston Red Sox @ Cleveland Indians
Jacobs Field, Cleveland, OH
 Sat Apr 29 2000, 1:05 PM EDT
 Att. 42,453 - Sunny - 55 F

AB	31
R	2
H	5
RBI	2
BB	3
SO	8
LOB	9



Batter	1	2	3	4	5	6	7	8	9
Jacob Cruz, L OBP: 0.361, SLG: 0.345 Alex Ramirez, R OBP: 0.250, SLG: 0.375	1-1 G3		4-2 BB		3-0 SF		0-1 F9		
Omar Vizquel, S OBP: 0.352, SLG: 0.405	1-2 G6-3		2-0 G4-3		3-2 SF7			2-1 L5	
Roberto Alomar, S OBP: 0.356, SLG: 0.488	2-1 1B			3-1 L7	3-3 K			2-1 G3-1	
Manny Ramirez, R OBP: 0.344, SLG: 0.556	3-2 G6-3			3-2 1B SF7 1B	1-0 G5-3			4-2 BB	
David Justice, L OBP: 0.378, SLG: 0.457		1-0 F8		2-1 SF7 1B		2-0 F9		1-0 F8	
Jim Thome, L OBP: 0.301, SLG: 0.553		3-3 K		2-2 SF7		0-3 K			
Travis Fryman, R OBP: 0.385, SLG: 0.544		2-1 G6-3		0-0 G6-3		1-3 K			
Richie Sexson, R OBP: 0.310, SLG: 0.242			2-3 K		1-2 2B SF 1B		2-1 G5-3		
Einar Diaz, R OBP: 0.386, SLG: 0.415			1-0 G6-3		1-1 SF SF7 2B		1-3 K		

Inning Stats	R: 0 E: 0 K: 0 S: 11	H: 1 LOB: 1 BB: 0 P: 18	R: 0 E: 0 K: 1 S: 6	H: 0 LOB: 0 BB: 0 P: 12	R: 0 E: 0 K: 1 S: 7	H: 0 LOB: 1 BB: 1 P: 16	R: 1 E: 0 K: 0 S: 12	H: 2 LOB: 1 BB: 0 P: 22	R: 2 E: 1 K: 1 S: 14	H: 2 LOB: 1 BB: 0 P: 26	R: 0 E: 0 K: 2 S: 7	H: 0 LOB: 0 BB: 0 P: 10	R: 0 E: 0 K: 1 S: 10	H: 0 LOB: 0 BB: 0 P: 13	R: 0 E: 0 K: 0 S: 7	H: 0 LOB: 1 BB: 1 P: 16
--------------	-------------------------------	----------------------------------	------------------------------	----------------------------------	------------------------------	----------------------------------	-------------------------------	----------------------------------	-------------------------------	----------------------------------	------------------------------	----------------------------------	-------------------------------	----------------------------------	------------------------------	----------------------------------

PITCHER	IP	WLS	BF	H	R	ER	SO	BB	IBB	HBP	BLK	WP	HR	S	P	ERA	WHIP
Ramon Martinez, R ERA: 6.75	(1, 1)	5.0	L 22	5	3	2	3	1	0	0	0	0	0	50	94	3.60	1.200
Rich Garces, R ERA: 3.18	(6, 1)	2.0	6	0	0	0	3	0	0	0	0	0	0	17	23	0.00	0.000
Derek Lowe, R ERA: 0.75	(8, 1)	1.0	4	0	0	0	0	1	0	0	0	0	0	7	16	0.00	1.000

BOTTOM

AB R H RBI BB SO LOB

2	0	0	1	1	0	0
0	0	0	0	0	0	0
3	0	0	1	0	0	1
4	0	1	0	0	1	1
3	1	1	0	1	0	2
4	0	1	0	0	0	1
2	0	0	1	0	2	0
3	0	0	0	0	1	1
3	1	1	0	0	1	0
3	1	1	0	0	1	0

WP: 0 PA: 32
PB: 0
SB: 0
CS: 0

AB 27
R 3
H 5
RBI 3
BB 2
SO 6
LOB 6



Boston Red Sox @ Cleveland Indians
Jacobs Field, Cleveland, OH
 Sat Apr 29 2000, 1:05 PM EDT
 Att. 42,453 - Sunny - 55 F

livebaseballscorecards.com

Batter	1	2	3	4	5	6	7	8	9	AB R H RBI BB SO LOB	TOP											
Jose Offerman, S (1, 4) OBP: 0.309, SLG: 0.288	2-1 G4-3			1-1 G6-3		2-2 G4-3		1-0 G1-3 HBP		3 0 0 0 0 0 1												
Trot Nixon, L (1, 9) OBP: 0.383, SLG: 0.592	3-3 K			2-0 G3-1		1-2 1B		0-0 G1-3		4 0 1 1 0 1 1												
Brian Daubach, L (1, 3) OBP: 0.444, SLG: 0.646	1-2 G3-1			2-0 F8		3-0 1B		2-3 K		4 0 1 0 0 1 1												
Nomar Garciaparra, R (1, 6) OBP: 0.409, SLG: 0.494		1-0 G5-3			0-3 K	1-3 K		1-0 P6		4 0 0 0 0 2 3												
Troy O'Leary, L (1, 7) OBP: 0.273, SLG: 0.407		0-0 F8			2-1 2B		1-0 G6-3		3-2 G3-1	4 0 1 0 0 0 0												
Carl Everett, S (1, 8) OBP: 0.400, SLG: 0.704		0-1 F8			2-2 L8		0-0 G4-3		0-0 S 1B	4 0 1 0 0 0 1												
Mike Stanley, R (1, 10) OBP: 0.384, SLG: 0.458			3-2 G6-3		0-2 F7		0-1 HR		2-3 K	4 1 1 1 0 1 2												
Jason Varitek, S (1, 2) OBP: 0.444, SLG: 0.492			2-2 G4-3			1-1 G4-3 SH3-4 1B	1-1 1B		4-0 IBB	3 1 2 0 1 0 0												
Manny Alexander, R (1, 5) OBP: 0.219, SLG: 0.323			0-2 L8			0-0 SH3-4	2-3 K		0-3 K	3 0 0 0 0 2 3												
Inning Stats	R: 0 E: 0 K: 1 S: 8	H: 0 LOB: 0 BB: 0 P: 14	R: 0 E: 0 K: 0 S: 4	H: 0 LOB: 0 BB: 0 P: 5	R: 0 E: 0 K: 0 S: 10	H: 0 LOB: 0 BB: 0 P: 15	R: 0 E: 0 K: 0 S: 4	H: 1 LOB: 1 BB: 0 P: 9	R: 0 E: 0 K: 1 S: 11	H: 1 LOB: 1 BB: 0 P: 15	R: 1 E: 0 K: 1 S: 13	H: 3 LOB: 2 BB: 0 P: 21	R: 1 E: 0 K: 1 S: 9	H: 2 LOB: 1 BB: 0 P: 13	R: 0 E: 0 K: 1 S: 5	H: 0 LOB: 1 BB: 0 P: 9	R: 0 E: 0 K: 2 S: 11	H: 1 LOB: 2 BB: 1 P: 20	1B: 5 2B: 1 3B: 0 HR: 1	SF: 0 SAC: 1 DP: 0 HBP: 1	WP: 0 PB: 0 SB: 1 CS: 0	PA: 36
PITCHER	IP WLS BF H R ER SO BB IBB HBP BLK WP HR S P ERA WHIP												PITCHER	IP WLS BF H R ER SO BB IBB HBP BLK WP HR S P ERA WHIP								
Charles Nagy, R (1, 1) ERA: 6.03	8.0 L 31 6 2 2 5 0 0 1 0 0 0 1 64 101 2.25 0.750																					
Sean DePaula, R (9, 1) ERA: 15.0	1.0 5 1 0 0 2 0 1 0 0 0 0 0 11 20 0.00 1.000																					

Boston Red Sox @ Cleveland Indians
Jacobs Field, Cleveland, OH
 Sun Apr 30 2000, 1:05 PM EDT
 Att. 42,065 - Sunny - 52 F

livebaseballscorecards.com

AB	33
R	2
H	7
RBI	2
BB	1
SO	7
LOB	12



Batter	1	2	3	4	5	6	7	8	9	AB R H RBI BB SO LOB	TOP	
Chuck Knoblauch, R (1, 4) OBP: 0.270, SLG: 0.298 	1-2 F7 		0-1 G6-3 1-2f 		0-1 G6-3 			1-2 G6-3 		4 0 0 0 0 0 2	New York Yankees @ Cleveland Indians Jacobs Field, Cleveland, OH Mon May 01 2000, 7:05 PM EDT Att. 42,711 - Cloudy - 54 F	
2 Derek Jeter, R (1, 6) OBP: 0.380, SLG: 0.484 	2-2 F8 			2-2 G5-3 		3-2 G5-3 		4-2 		3 0 0 0 1 0 0		
Paul O'Neill, L (1, 9) OBP: 0.384, SLG: 0.404 	1-2 G4-3 			2-0 G4-3 		0-0 	CS 1B 	2-0 F8 		4 0 1 0 0 0 1		
Bernie Williams, S (1, 8) OBP: 0.371, SLG: 0.570 		2-1 F7 		0-0 G6-3 		2-0 	1-2 2B 		2-2 	1B PB 1B 		4 0 2 0 0 0 0
Tino Martinez, L (1, 3) OBP: 0.384, SLG: 0.528 		0-1 G3 			1-0 2B 1B 	3-3 K 		1-1 	1-1 G4-3 1B 	4 1 2 0 0 1 1		
Ricky Ledee, L (1, 10) OBP: 0.297, SLG: 0.264 Jim Leyritz, R (9, PH) OBP: 0.160, SLG: 0.250 Lance Johnson, L (9, PH) OBP: 0.333, SLG: 0.389 		4-2 			0-1 F7 		4-1 	3-1 G4-3 1-2f 	1 0 0 0 2 0 1 0 0 0 0 0 0 0 1 0 0 0 0 0 2			
20 Jorge Posada, S (1, 2) OBP: 0.422, SLG: 0.654 		1-3 K 			1-2 	1-3 2B 2B 	2-3 K 		4-0 	3 1 1 0 1 2 2		
Shane Spencer, R (1, 7) OBP: 0.259, SLG: 0.434 			1-3 K 		1-2 	2-H 3-H 2B 	1-2 FC5-4 CS 1-2f 	1-0 F7 	4 0 1 2 0 1 3			
Scott Brosius, R (1, 5) OBP: 0.360, SLG: 0.391 			0-0 		0-0 F2 		1-2 CS 1-2 	2-3 K 		3 0 1 0 0 1 1		
Inning Stats	R: 0 H: 0 E: 0 LOB: 0 K: 0 BB: 0 S: 10 P: 14	R: 0 H: 0 E: 0 LOB: 1 K: 1 BB: 1 S: 9 P: 16	R: 0 H: 1 E: 0 LOB: 0 K: 1 BB: 0 S: 6 P: 7	R: 0 H: 0 E: 0 LOB: 0 K: 0 BB: 0 S: 5 P: 9	R: 2 H: 3 E: 0 LOB: 1 K: 0 BB: 0 S: 15 P: 18	R: 0 H: 2 E: 0 LOB: 1 K: 1 BB: 0 S: 10 P: 18	R: 0 H: 0 E: 0 LOB: 0 K: 1 BB: 1 S: 9 P: 17	R: 0 H: 0 E: 0 LOB: 1 K: 1 BB: 1 S: 12 P: 21	R: 0 H: 2 E: 0 LOB: 2 K: 0 BB: 1 S: 9 P: 20	1B: 5 SF: 0 2B: 3 SAC: 0 3B: 0 DP: 2 HR: 0 HBP: 0		WP: 0 PA: 36 PB: 1 SB: 0 CS: 2
PITCHER	Jaret Wright, R (1, 1) ERA: 3.09	Ricardo Rincon, L (9, 1) ERA:	Scott Kamieniecki, R (9, 1) ERA: 3.72	PITCHER	IP WLS BF H R ER SO BB IBB HBP BLK WP HR S P ERA WHIP	IP WLS BF H R ER SO BB IBB HBP BLK WP HR S P ERA WHIP						

livebaseballscorecards.com

AB	31
R	2
H	8
RBI	2
BB	4
SO	5
LOB	13



Batter	1	2	3	4	5	6	7	8	9	AB	R	H	RBI	BB	SO	LOB
Jolbert Cabrera, R OBP: 0.286, SLG: 0.167 Mark Whiten, S (8, PH) (9, 8)	4-2 CS BB		0-0 L7		0-1 G5-3			4-0 FC6-4 BB		2	0	0	0	1	0	2
Omar Vizquel, S OBP: 0.330, SLG: 0.373	1-1 S 1B		3-2 F7			2-1 G6-3		1-1 FC6-4 BB 1-2f 2-3		4	0	1	0	0	0	3
Roberto Alomar, S OBP: 0.343, SLG: 0.448	3-2 L7			2-1 G1-3		1-2 F8		4-2 BB		3	0	0	0	1	0	1
Manny Ramirez, R OBP: 0.327, SLG: 0.517	2-3 K 1-2			0-2 G6-3		3-3 K		2-2 G1-3		4	0	0	0	0	2	4
David Justice, L OBP: 0.378, SLG: 0.434		0-0 F8		2-2 G4-3			0-3 K		3-2 2B 1B	4	0	1	0	0	1	0
Jim Thome, L OBP: 0.319, SLG: 0.590 Alex Ramirez, R OBP: 0.250, SLG: 0.375		3-2 G4-3			0-1 HR		2-3 K		2-2 L7-6 1-3 2B	4	1	2	1	0	1	0
Richie Sexson, R OBP: 0.304, SLG: 0.275		1-1 F7			3-2 G5-3		0-3 K		2-3 K	4	0	0	0	0	2	2
Travis Fryman, R OBP: 0.384, SLG: 0.526			1-1 FC6-4 1B		1-0 G5-3 1B			3-1 FC6-4 SH3-4 1B	1-2 L7-6 2-3	4	0	3	0	0	0	2
Einar Diaz, R OBP: 0.380, SLG: 0.447			0-1 FC6-4		0-1 G5-3			0-0 SH3-4		2	0	0	0	0	0	2

Inning Stats	R: 0	H: 1	E: 0	LOB: 1	K: 1	S: 11	P: 21	R: 0	H: 0	E: 0	LOB: 0	K: 0	S: 8	R: 0	H: 1	E: 0	LOB: 1	K: 0	S: 11	R: 0	H: 0	E: 0	LOB: 0	K: 0	S: 8	R: 1	H: 2	E: 0	LOB: 1	K: 0	S: 10	R: 0	H: 0	E: 0	LOB: 0	K: 1	S: 11	R: 0	H: 0	E: 0	LOB: 0	K: 3	S: 11	R: 0	H: 1	E: 0	LOB: 3	K: 0	S: 10	R: 0	H: 2	E: 0	LOB: 2	K: 1	S: 14	1B: 5	SF: 0	2B: 2	SAC: 1	3B: 0	DP: 1	HR: 1	HBP: 0	WP: 0	PA: 35
--------------	------	------	------	--------	------	-------	-------	------	------	------	--------	------	------	------	------	------	--------	------	-------	------	------	------	--------	------	------	------	------	------	--------	------	-------	------	------	------	--------	------	-------	------	------	------	--------	------	-------	------	------	------	--------	------	-------	------	------	------	--------	------	-------	-------	-------	-------	--------	-------	-------	-------	--------	-------	--------


PITCHER	IP	WLS	BF	H	R	ER	SO	BB	IBB	HBP	BLK	WP	HR	S	P	ERA	WHIP
Ramiro Mendoza, R ERA: 4.91	(1, 1)	6.0	W	22	4	1	1	2	1	0	0	0	0	59	91	1.50	0.833
Mike Stanton, L ERA: 2.31	(7, 1)	0.2	H	2	0	0	2	0	0	0	0	0	0	8	10	0.00	0.000
Jeff Nelson, R ERA: 1.88	(7, 1)	0.2	H	3	1	0	1	0	0	0	0	0	0	6	9	0.00	1.500
42 Mariano Rivera, R ERA: 2.63	(8, 1)	1.2	S	8	2	0	1	2	0	0	0	0	0	21	40	0.00	2.400

BOTTOM

New York Yankees @ Cleveland Indians
Jacobs Field, Cleveland, OH
 Mon May 01 2000, 7:05 PM EDT
 Att: 42,711 - Cloudy - 54 F

livebaseballscorecards.com

AB	31
R	1
H	7
RBI	1
BB	3
SO	6
LOB	16



Batter	1	2	3	4	5	6	7	8	9	AB	R	H	RBI	BB	SO	LOB
Jolbert Cabrera, R OBP: 0.200, SLG: 0.111 Mark Whiten, S OBP: 1.000, SLG: 1.000	1-0 G5-3			3-2 L6	3-2 F8			1-2 1B		3	0	0	0	0	0	3
Omar Vizquel, S OBP: 0.317, SLG: 0.356	2-2 G5-3			1-1 G6-3		2-1 G6-3		2-1 F9		4	0	0	0	0	0	1
Roberto Alomar, S OBP: 0.330, SLG: 0.429	3-2 G5-3			3-2 P3		0-3 K		0-0 F7		4	0	0	0	0	1	1
Manny Ramirez, R OBP: 0.324, SLG: 0.505			3-1 G4-3		2-1 1B BB BB 1B	3-3 K		1-2 G1-3		4	1	1	0	0	1	0
Jim Thome, L OBP: 0.316, SLG: 0.575			1-0 P3		2-3 K		3-2 1B	1-1 G3		4	0	1	0	0	1	1
Travis Fryman, R OBP: 0.389, SLG: 0.519			0-1 G4-3		4-0 BB 1B BB		2-3 K 1B	1-2 E 1B		3	1	1	0	1	1	1
Richie Sexson, R OBP: 0.301, SLG: 0.274			2-0 G5-3		1-2 BB 1B		2-3 K	1-2 E6 1B		4	0	1	0	0	1	2
Alex Ramirez, R OBP: 0.300, SLG: 0.333 David Justice, L OBP: 0.380, SLG: 0.436	2-0 G4-3			4-1 BB		1-2 F8		2-2 1B		1	0	0	1	1	0	0
Einar Diaz, R OBP: 0.358, SLG: 0.420 Enrique Wilson, S OBP: 0.471, SLG: 0.647	3-1 G6-3			1-2 F2		0-2 G6-3		0-3 K		2	0	1	1	0	0	1


Inning Stats	R: 0	H: 0	E: 0	LOB: 0	K: 0	S: 8	R: 0	H: 0	E: 0	LOB: 0	K: 0	S: 5	R: 0	H: 0	E: 0	LOB: 0	K: 0	S: 4	R: 0	H: 0	E: 0	LOB: 0	K: 0	S: 15	R: 1	H: 2	E: 0	LOB: 3	K: 1	S: 19	R: 0	H: 0	E: 0	LOB: 0	K: 2	S: 9	R: 0	H: 1	E: 0	LOB: 1	K: 2	S: 14	R: 0	H: 1	E: 0	LOB: 1	K: 0	S: 9	R: 1	H: 2	E: 1	LOB: 2	K: 1	S: 19	1B: 6	SF: 0	2B: 0	SAC: 0	3B: 0	DP: 0	HR: 0	HBP: 0	WP: 0	PA: 36
--------------	------	------	------	--------	------	------	------	------	------	--------	------	------	------	------	------	--------	------	------	------	------	------	--------	------	-------	------	------	------	--------	------	-------	------	------	------	--------	------	------	------	------	------	--------	------	-------	------	------	------	--------	------	------	------	------	------	--------	------	-------	-------	-------	-------	--------	-------	-------	-------	--------	-------	--------

PITCHER	IP	WLS	BF	H	R	ER	SO	BB	IBB	HBP	BLK	WP	HR	S	P	ERA	WHIP
Andy Pettitte, L ERA: 3.38	(1, 1)	6.0	W	23	3	1	1	3	2	0	0	0	0	65	114	1.50	0.833
Jeff Nelson, R ERA: 1.65	(7, 1)	2.0	H	7	1	0	0	2	0	0	0	0	0	18	26	0.00	0.500
42 Mariano Rivera, R ERA: 2.45	(9, 1)	1.0	S	6	2	1	0	1	0	0	0	0	0	19	25	0.00	2.000

BOTTOM

New York Yankees @ Cleveland Indians
Jacobs Field, Cleveland, OH
 Tue May 02 2000, 7:05 PM EDT
 Att: 42,801 - Cloudy - 57 F

AB	34
R	2
H	6
RBI	2
BB	2
SO	6
LOB	15



Batter	1	2	3	4	5	6	7	8	9	AB R H RBI BB SO LOB	TOP																		
Ricky Ledee, L (1, 7) OBP: 0.315, SLG: 0.355	3-1 G1-3		2-3 K2-3		1-2 G2-3			3-2 2B 1B	2-1 1-H 2B	5 1 2 1 0 1 2																			
2 Derek Jeter, R (1, 6) OBP: 0.385, SLG: 0.471	3-2 S 3B 1B		1-3 K		1-0 G6-3			1-0 2B 1B G4-3	4-2 BB	4 2 2 0 1 1 0																			
Paul O'Neill, L (1, 9) OBP: 0.361, SLG: 0.388	0-3 K			1-2 F8		1-1 G3		0-0 G4-3 1-3 2-H 2B	0-0 F9	5 0 1 1 0 1 3																			
Bernie Williams, S (1, 8) OBP: 0.363, SLG: 0.594	2-0 1-H 3B			0-0 F9		2-3 K		1-1 G4-3 2-3 3-H 2B		4 0 1 2 0 1 1																			
Tino Martinez, L (1, 3) OBP: 0.364, SLG: 0.495	0-3 K			1-0 L3			0-2 G6-3	3-3 K		4 0 0 0 0 2 2																			
20 Jorge Posada, S (1, 2) OBP: 0.396, SLG: 0.607		2-3 K			1-2 G6-3		1-1 G3		1-3 K	4 0 0 0 0 2 0																			
Shane Spencer, R (1, 10) OBP: 0.281, SLG: 0.500			3-2 G5-3		1-1 G3-1		1-1 HR		3-2 1B 3B	4 2 2 1 0 0 0																			
Scott Brosius, R (1, 5) OBP: 0.394, SLG: 0.379			2-3 K		4-2 BB BB		1-3 K		0-0 2B 1B	3 1 1 1 1 2 0																			
Wilson Delgado, S (1, 4) OBP: 0.333, SLG: 0.278				1-0 G6-3		4-0 BB		2-2 G4-3	1-0 3-H F8	3 0 0 0 1 0 1																			
Inning Stats	R: 1 E: 0 K: 2 S: 13	H: 2 LOB: 1 BB: 0 P: 21	R: 0 E: 0 K: 2 S: 17	H: 0 LOB: 0 BB: 0 P: 24	R: 0 E: 0 K: 2 S: 7	H: 0 LOB: 0 BB: 0 P: 11	R: 0 E: 0 K: 0 S: 6	H: 0 LOB: 0 BB: 0 P: 8	R: 0 E: 0 K: 1 S: 6	H: 0 LOB: 2 BB: 2 P: 10	R: 1 E: 0 K: 1 S: 10	H: 1 LOB: 0 BB: 0 P: 13	R: 2 E: 0 K: 1 S: 14	H: 3 LOB: 1 BB: 0 P: 24	R: 2 E: 0 K: 1 S: 15	H: 3 LOB: 2 BB: 1 P: 26	1B: 4 2B: 2 3B: 2 HR: 1	SF: 0 SAC: 0 DP: 0 HBP: 0	WP: 0 PB: 0 SB: 1 CS: 0	PA: 39									
PITCHER	IP WLS BF H R ER SO BB IBB HBP BLK WP HR S P ERA WHIP																												
Dave Burba, R (1, 1) ERA: 5.46	7.0		26	3	2	2	8	2	0	0	0	0	0	1	69	108	2.57	0.714											
Paul Shuey, R (8, 1) ERA: 2.31	1.0	H	6	3	2	2	1	0	0	0	0	0	0	0	14	24	18.00	3.000											
Steve Karsay, R (9, 1) ERA: 2.31	0.2	L	6	3	2	2	1	1	0	0	0	0	0	0	14	25	27.00	6.000											
Tom Martin, L (9, 1) ERA: 1.86	0.1		1	0	0	0	0	0	0	0	0	0	0	1	1	0.00	0.000												

New York Yankees @ Cleveland Indians
 Jacobs Field, Cleveland, OH
 Wed May 03 2000, 7:05 PM EDT
 Att. 42,837 - Sunny - 55 F

livebaseballscorecards.com

AB	36
R	6
H	9
RBI	6
BB	3
SO	10
LOB	9



Batter	1	2	3	4	5	6	7	8	9	AB	R	H	RBI	BB	SO	LOB
Enrique Wilson, S OBP: 0.409, SLG: 0.545	1-1 F7		1-0 FC3-6 BB 1-2f	1-1 G1-3		1-2 CS 3-H 1B		1-2 FC6-4 1-2f		5	0	1	1	0	0	3
Omar Vizquel, S OBP: 0.330, SLG: 0.367	0-1 G3-1 2B		4-1 BB 1-2		2-2 G6-3	0-1 CS 1-2	4-1 FC4-6 BB		0-1 E4 SH3-4	3	0	1	0	2	0	0
Roberto Alomar, S OBP: 0.318, SLG: 0.411	3-2 G3-1 2-3		1-3 K		3-1 G1-4-3		0-2 FC4-6 S 1B 1-2f		0-0 SH3-4 1-2	4	0	0	0	0	1	4
Manny Ramirez, R OBP: 0.336, SLG: 0.515	3-3 K			4-1 FC3-6 BB	1-0 2B		2-2 1B		1-2 F9	4	0	2	0	1	1	2
Jim Thome, L OBP: 0.310, SLG: 0.549		1-3 K		0-1 FC3-6 1B 1-2f WP	2-2 G4-1		1-3 K 2-3		4-0 BB	4	1	0	0	1	2	4
David Justice, L OBP: 0.371, SLG: 0.422		0-1 P6		3-2 2B 1B 1-H		0-1 P6	1-1 G4-3		1-2 F8	5	1	1	1	0	0	4
Mark Whiten, S OBP: 0.714, SLG: 0.750		0-3 K		0-0 1B 2B 2-H		4-2 1B WP BB		0-3 K		3	2	1	1	1	2	0
Travis Fryman, R OBP: 0.394, SLG: 0.518			1-0 F8	2-3 K		0-1 WP 1B 1B	1-2 FC4-6 1B		4-1 2 0 0 1 1	4	1	2	0	0	1	1
Einar Diaz, R OBP: 0.368, SLG: 0.426			0-1 FC3-6 1B	0-1 S 1B 2-H		1-3 K 2-3 3-H	0-1 FC4-6 FC6-4 1-2f		4-0 2 1 0 1 2	4	0	2	1	0	1	2

Inning Stats	R: 0	H: 1	E: 0	K: 1	S: 11	LOB: 1	BB: 0	P: 18	R: 0	H: 0	E: 0	K: 2	S: 8	LOB: 0	BB: 0	P: 9	R: 0	H: 1	E: 0	K: 1	S: 8	LOB: 2	BB: 1	P: 15	R: 3	H: 3	E: 0	K: 1	S: 15	LOB: 1	BB: 1	P: 25	R: 0	H: 1	E: 0	K: 0	S: 9	LOB: 1	BB: 0	P: 17	R: 2	H: 2	E: 0	K: 1	S: 13	LOB: 0	BB: 1	P: 19	R: 0	H: 1	E: 0	K: 1	S: 15	LOB: 2	BB: 1	P: 23	R: 0	H: 1	E: 0	K: 1	S: 13	LOB: 1	BB: 0	P: 15	R: 0	H: 0	E: 1	K: 0	S: 9	LOB: 2	BB: 1	P: 15	1B: 7	SF: 0	2B: 3	SAC: 1	3B: 0	DP: 0	HR: 0	HBP: 0	WP: 2	PA: 43	PB: 0	SB: 2	CS: 1
--------------	------	------	------	------	-------	--------	-------	-------	------	------	------	------	------	--------	-------	------	------	------	------	------	------	--------	-------	-------	------	------	------	------	-------	--------	-------	-------	------	------	------	------	------	--------	-------	-------	------	------	------	------	-------	--------	-------	-------	------	------	------	------	-------	--------	-------	-------	------	------	------	------	-------	--------	-------	-------	------	------	------	------	------	--------	-------	-------	-------	-------	-------	--------	-------	-------	-------	--------	-------	--------	-------	-------	-------

PITCHER	IP	WLS	BF	H	R	ER	SO	BB	IBB	HBP	BLK	WP	HR	S	P	ERA	WHIP
David Cone, R ERA: 7.63	(1, 1)	6.0	28	8	5	5	6	3	0	0	0	2	0	64	103	7.50	1.833
Jason Grimsley, R ERA: 2.35	(7, 1)	2.0	9	2	0	0	2	1	0	0	0	0	0	28	38	0.00	1.500
42 Mariano Rivera, R ERA: 2.3	(9, 1)	1.0	5	0	0	0	0	1	0	0	0	0	0	9	15	0.00	1.000

BOTTOM

New York Yankees @ Cleveland Indians
 Jacobs Field, Cleveland, OH
 Wed May 03 2000, 7:05 PM EDT
 Att. 42,837 - Sunny - 55 F

livebaseballscorecards.com

AB	36
R	5
H	10
RBI	4
BB	5
SO	8
LOB	20



Batter	1	2	3	4	5	6	7	8	9	AB R H RBI BB SO LOB	TOP	
Jolbert Cabrera, R OBP: 0.267, SLG: 0.308 (1, 8)	3-2 E S 3B		1-2 G4-3		4-1 1B BB	0-0 FC5 1-2 2-3f			2-1 G5-3	4 1 1 0 1 0 2		
Omar Vizquel, S OBP: 0.318, SLG: 0.351 (1, 6)	0-1 FC5 F9 S		1-2 F7		2-3 K			0-1 G4-3		4 0 0 0 0 1 3		
Roberto Alomar, S OBP: 0.306, SLG: 0.394 (1, 4)	3-3 1-0 P6		0-0 G6-3		1-3 K			2-0 G1-3		4 0 0 0 0 1 4		
Manny Ramirez, R OBP: 0.351, SLG: 0.520 (1, 9)	4-2 1-2 3-H BB			1-1 FC3-6 1B	0-0 1B 1-2 2-3			2-2 G5-3		3 0 2 0 1 0 0		
Travis Fryman, R OBP: 0.378, SLG: 0.494 (1, 10)	1-0 F9		1-0 FC3-6 1B 1-2f	2-1 FC3-6 1B	0-3 K2-3			2-3 K		4 0 0 0 0 2 6		
Richie Sexson, R OBP: 0.299, SLG: 0.273 (1, 3)	1-3 K		0-2 P4					1-2 L4-3 1B		4 0 1 0 0 1 3		
Enrique Wilson, S OBP: 0.423, SLG: 0.520 (1, 5)		0-0 G6-3		1-2 1B	1-2 1B	4-0 FC5 1B BB		1-0 L4-3 1-2		3 0 1 0 1 0 1		
Alex Ramirez, R OBP: 0.286, SLG: 0.308 (1, 7)		1-1 G5-3		0-3 K2-3		2-2 FC5 1B		2-2 G1-3		4 0 1 0 0 1 2		
Einar Diaz, R OBP: 0.361, SLG: 0.414 (1, 2)		0-0 F9			1-0 1B BB 1B	3-2 F9		0-1 G5-3		4 0 1 0 0 0 2		
Inning Stats	R: 1 E: 1 K: 1 S: 14 H: 1 LOB: 2 BB: 1 P: 24	R: 0 E: 0 K: 0 S: 4 H: 0 LOB: 0 BB: 0 P: 5	R: 0 E: 0 K: 0 S: 7 H: 0 LOB: 0 BB: 0 P: 9	R: 0 E: 0 K: 1 S: 16 H: 2 LOB: 2 BB: 0 P: 20	R: 0 E: 0 K: 3 S: 12 H: 2 LOB: 3 BB: 1 P: 20	R: 0 E: 0 K: 0 S: 12 H: 1 LOB: 2 BB: 1 P: 21	R: 0 E: 0 K: 0 S: 6 H: 0 LOB: 0 BB: 0 P: 10	R: 0 E: 0 K: 1 S: 8 H: 1 LOB: 0 BB: 0 P: 12	R: 0 E: 0 K: 0 S: 9 H: 0 LOB: 0 BB: 0 P: 13	1B: 6 2B: 1 3B: 1 HR: 0 SF: 0 SAC: 0 DP: 1 HBP: 0	WP: 0 PB: 0 SB: 2 CS: 0 PA: 37	
PITCHER David Wells, L ERA: 2.82 Paul Quantrill, R ERA: 4.7	IP WLS BF H R ER SO BB IBB HBP BLK WP HR S P ERA WHIP	8.0 W 34 7 1 0 6 3 0 0 0 0 0 0 79 121 0.00 1.250	1.0 3 0 0 0 0 0 0 0 0 0 0 0 9 13 0.00 0.000									

Cleveland Indians @ Toronto Blue Jays
SkyDome, Toronto, ON
Thu May 04 2000, 7:05 PM EDT
Att. 16,637 - Dome - 72 F

AB	34
R	1
H	7
RBI	0
BB	3
SO	6
LOB	23



Batter	1	2	3	4	5	6	7	8	9
José Cruz Jr., S OBP: 0.326, SLG: 0.548 (1, 8)	3-2 F8	4-1 WP 1B BB		1-0 2B		2-2 G1		1-0 1B 1B	
Homer Bush, R OBP: 0.238, SLG: 0.202 (1, 4)	2-1 F8	2-2 CS 1B		0-3 K			1-2 G5-3	2-1 1B 1B	
Raul Mondesi, R OBP: 0.310, SLG: 0.496 (1, 9)	2-0 L7	1-0 CS 2B	1-3 K		2-3 K		2-3 K	1-0 1B 1B	
Carlos Delgado, L OBP: 0.436, SLG: 0.645 (1, 3)		4-2 2B 1B BB	0-0 G3-1		3-2 HR		4-2 BB BB	1-1 F7	
Tony Batista, R OBP: 0.325, SLG: 0.576 (1, 5)		0-0 16 1B BB 2B	1-0 G5-3		2-0 G5-3		4-2 1-2 BB		
Marty Cordova, R OBP: 0.354, SLG: 0.414 (1, 10)		4-2 BB 16 1B WP BB		0-2 G6-3	1-1 G6-3		1-1 F9		
16 Andy Thompson, R OBP: 0.444, SLG: 0.167 (1, 7)		3-2 WP BB 1B 1B		3-2 G5-3		1-3 K		4-2 1B BB	
Alex Gonzalez, R OBP: 0.315, SLG: 0.313 (1, 6)		2-3 K		0-2 BB 2B 1B		0-0 G5-3		2-3 K	
Alberto Castillo, R OBP: 0.297, SLG: 0.333 (1, 2)		2-3 K		4-2 2B BB		0-1 1B		3-3 K	

Inning Stats	R: 0	H: 0	E: 0	K: 0	S: 6	LOB: 0	BB: 0	P: 13
	R: 5	H: 3	E: 0	K: 2	S: 21	LOB: 0	BB: 3	P: 43
	R: 0	H: 0	E: 0	K: 1	S: 5	LOB: 0	BB: 0	P: 7
	R: 1	H: 2	E: 0	K: 1	S: 16	LOB: 2	BB: 1	P: 24
	R: 1	H: 1	E: 0	K: 1	S: 9	LOB: 0	BB: 0	P: 17
	R: 0	H: 1	E: 0	K: 1	S: 9	LOB: 1	BB: 0	P: 12
	R: 0	H: 0	E: 0	K: 1	S: 15	LOB: 2	BB: 2	P: 27
	R: 1	H: 3	E: 0	K: 2	S: 16	LOB: 3	BB: 1	P: 30

PITCHER	IP	WLS	BF	H	R	ER	SO	BB	IBB	HBP	BLK	WP	HR	S	P	ERA	WHIP
Chuck Finley, L ERA: 3.79 (1, 1)	5.0	L	24	6	7	7	5	4	0	0	0	1	1	57	104	12.60	2.000
Sean DePaula, R ERA: 7.11 (6, 1)	2.0		9	1	0	0	2	2	0	0	0	0	0	24	39	0.00	1.500
Steve Reed, R ERA: 11.05 (8, 1)	1.0		7	3	1	1	2	1	0	0	0	0	0	16	30	9.00	4.000


BOTTOM

Cleveland Indians @ Toronto Blue Jays
SkyDome, Toronto, ON
Thu May 04 2000, 7:05 PM EDT
Att. 16,637 - Dome - 72 F

AB	R	H	RBI	BB	SO	LOB
4	1	2	2	1	0	1
5	0	2	3	0	1	2
5	0	1	0	0	3	0
3	2	1	1	2	0	3
3	1	1	0	1	0	0
3	1	0	0	1	0	2
3	2	1	1	1	1	0
4	1	1	0	0	2	4
3	0	1	0	1	2	4

AB	33
R	8
H	10
RBI	7
BB	7
SO	9
LOB	16

livebaseballscorecards.com



WP	PA
1	41
PB	0
SB	0
CS	1

Batter	1	2	3	4	5	6	7	8	9	AB R H RBI BB SO LOB	TOP																																														
Roberto Alomar, S (1, 4) OBP: 0.316, SLG: 0.404	4-2 2B BB	2-0 2B 1B	0-2 F8	1-1 B1-3		3-2 G6-4-3 1-2f		1-2 2B		5 1 2 0 1 0 4																																															
Omar Vizquel, S (1, 6) OBP: 0.319, SLG: 0.343	2-2 F8	4-0 2B BB		0-0 B2-3			0-1 F8	2-2 F5		5 1 1 0 1 0 2																																															
David Justice, L (1, 7) OBP: 0.379, SLG: 0.443	2-0 2B	3-1 BB 2B		4-2 HR BB			2-2 G4-3		0-0 G3	5 1 2 3 1 1 1																																															
Manny Ramirez, R (1, 9) OBP: 0.375, SLG: 0.558	3-3 K	4-0 BB BB		0-0 HR			4-0 HR BB		0-0 2B 1B	4 2 3 2 2 1 2																																															
Jim Thome, L (1, 3) OBP: 0.330, SLG: 0.579	4-2 BB	4-2 1-2 2-3 BB		2-0 1B 2B 1B		3-2 F7	1-1 HR		0-3 K	4 2 2 2 2 1 3																																															
Richie Sexson, R (1, 10) OBP: 0.312, SLG: 0.301	0-3 K	2-3 K		3-1 2B 1B		0-1 F8	1-1 1B		0-2 2B	6 1 3 0 0 2 8																																															
Travis Fryman, R (1, 5) OBP: 0.356, SLG: 0.462		0-1 G5-3	0-1 F9	0-0 F3		1-0 G3	2-2 F9		0-0 G4-3	6 0 0 0 0 0 5																																															
Einar Diaz, R (1, 2) OBP: 0.409, SLG: 0.508		1-1 1B 2B 1B	2-1 2B	0-2 1B 2B		0-1 1B 2B		1-2 G6-3 1B		5 2 5 2 0 0 0																																															
Jolbert Cabrera, R (1, 8) OBP: 0.300, SLG: 0.333		0-0 F9	1-3 K	1-1 1B		1-1 G6-4-3 1B		1-1 G6-3 1-2f		5 0 2 1 0 1 3																																															
Inning Stats	R: 0 E: 0 K: 2 S: 18	H: 1 LOB: 3 BB: 2 P: 33	R: 3 E: 0 K: 1 S: 17	H: 3 LOB: 3 BB: 3 P: 37	R: 0 E: 0 K: 1 S: 10	H: 1 LOB: 1 BB: 0 P: 13	R: 5 E: 0 K: 0 S: 15	H: 5 LOB: 1 BB: 1 P: 26	R: 0 E: 0 K: 1 S: 15	H: 2 LOB: 2 BB: 0 P: 23	R: 0 E: 0 K: 0 S: 8	H: 2 LOB: 1 BB: 0 P: 13	R: 2 E: 0 K: 0 S: 12	H: 2 LOB: 1 BB: 1 P: 22	R: 0 E: 0 K: 0 S: 12	H: 2 LOB: 1 BB: 0 P: 17	R: 0 E: 0 K: 1 S: 9	H: 2 LOB: 2 BB: 0 P: 9	1B: 11 2B: 7 3B: 0 HR: 2	SF: 0 SAC: 0 DP: 2 HBP: 0	WP: 0 PB: 0 SB: 0 CS: 0	PA: 52																																			
PITCHER	IP WLS BF H R ER SO BB IBB HBP BLK WP HR S P ERA WHIP																				PITCHER	IP WLS BF H R ER SO BB IBB HBP BLK WP HR S P ERA WHIP																																			
32 Roy Halladay, R (1, 1) ERA: 11.53	3.2		26	9	8	8	4	6	0	0	0	0	1	56	103	19.64	4.091																				Billy Koch, R (9, 1) ERA: 3.86	0.1		2	1	0	0	0	0	0	0	0	0	0	4	4	0.00	3.000			
Eric Gunderson, L (4, 1) ERA: 3.38	1.2		10	5	0	0	1	0	0	0	0	0	0	24	36	0.00	3.000																																								
Lance Painter, L (6, 1) ERA: 3.86	1.1		5	1	2	2	0	1	0	0	0	0	1	10	20	13.50	1.500																																								
Paul Quantrill, R (7, 1) ERA: 4.32	1.1		6	3	0	0	0	0	0	0	0	0	0	17	25	0.00	2.250																																								
Pedro Borbon, L (9, 1) ERA: 6.75	0.2		3	1	0	0	1	0	0	0	0	0	0	5	5	0.00	1.500																																								

Cleveland Indians @ Toronto Blue Jays
SkyDome, Toronto, ON
 Fri May 05 2000, 7:05 PM EDT
 Att. 19,191 - Cloudy - 74 F

AB	45
R	10
H	20
RBI	10
BB	7
SO	6
LOB	28



WP: 0	PA: 52
PB: 0	
SB: 0	
CS: 0	

1B: 11	SF: 0
2B: 7	SAC: 0
3B: 0	DP: 2
HR: 2	HBP: 0

Batter	1	2	3	4	5	6	7	8	9	AB	R	H	RBI	BB	SO	LOB	
José Cruz Jr., S <small>(1, 8)</small> <small>OBP: 0.336, SLG: 0.583</small>	1-0 		0-0 	3-2 		1-1 		1-3 		5	2	3	3	0	1	0	
Homer Bush, R <small>(1, 4)</small> <small>OBP: 0.236, SLG: 0.202</small>	1-3 		0-0 	1-2 		0-3 		3-3 		5	1	1	0	0	3	1	
Raul Mondesi, R <small>(1, 9)</small> <small>OBP: 0.313, SLG: 0.512</small>	0-0 		3-1 		4-2 	1-2 		2-3 		4	2	1	3	1	1	1	
Carlos Delgado, L <small>(1, 3)</small> <small>OBP: 0.435, SLG: 0.661</small>	2-2 		3-3 		1-2 		0-1 		3-3 		5	1	2	2	0	2	1
Brad Fullmer, L <small>(1, 10)</small> <small>OBP: 0.417, SLG: 0.634</small>		1-3 	0-0 		1-3 		0-0 		0-0 		5	1	1	0	0	2	1
Tony Batista, R <small>(1, 5)</small> <small>OBP: 0.321, SLG: 0.557</small>		2-0 	2-3 		3-1 		0-0 		4-2 		4	0	0	0	1	1	1
Darrin Fletcher, L <small>(1, 2)</small> <small>OBP: 0.337, SLG: 0.554</small>		0-0 		2-3 	0-0 		2-2 		3-2 		5	1	2	2	0	1	1
Marty Cordova, R <small>(1, 7)</small> <small>OBP: 0.361, SLG: 0.411</small>		1-2 		0-0 		4-2 		1-3 		3	1	1	0	1	1	0	
Alex Gonzalez, R <small>(1, 6)</small> <small>OBP: 0.322, SLG: 0.350</small>		1-2 		1-2 		2-3 		0-0 		4	2	2	1	0	1	2	

Inning Stats	R: 0	H: 0	E: 0	K: 1	S: 10	H: 0	LOB: 1	BB: 0	P: 14	R: 1	H: 2	E: 0	K: 1	S: 12	H: 2	LOB: 1	BB: 0	P: 17	R: 3	H: 3	E: 0	K: 2	S: 11	H: 3	LOB: 0	BB: 0	P: 19	R: 1	H: 2	E: 0	K: 1	S: 15	H: 2	LOB: 1	BB: 0	P: 22	R: 2	H: 1	E: 0	K: 1	S: 12	H: 1	LOB: 0	BB: 1	P: 21	R: 2	H: 1	E: 0	K: 2	S: 14	H: 1	LOB: 0	BB: 1	P: 22	R: 0	H: 1	E: 0	K: 0	S: 8	H: 1	LOB: 1	BB: 0	P: 10	R: 1	H: 1	E: 0	K: 3	S: 10	H: 1	LOB: 0	BB: 0	P: 15	R: 1	H: 2	E: 0	K: 2	S: 15	H: 2	LOB: 2	BB: 1	P: 27	1B: 7	SF: 0	2B: 1	SAC: 0	3B: 0	DP: 0	HR: 5	HBP: 0	WP: 1	PA: 43
--------------	------	------	------	------	-------	------	--------	-------	-------	------	------	------	------	-------	------	--------	-------	-------	------	------	------	------	-------	------	--------	-------	-------	------	------	------	------	-------	------	--------	-------	-------	------	------	------	------	-------	------	--------	-------	-------	------	------	------	------	-------	------	--------	-------	-------	------	------	------	------	------	------	--------	-------	-------	------	------	------	------	-------	------	--------	-------	-------	------	------	------	------	-------	------	--------	-------	-------	-------	-------	-------	--------	-------	-------	-------	--------	-------	--------

PITCHER	IP	WLS	BF	H	R	ER	SO	BB	IBB	HBP	BLK	WP	HR	S	P	ERA	WHIP
Charles Nagy, R	(1, 1)	4.0		22	8	7	5	1	0	0	0	1	3	54	83	15.75	2.250
Tom Martin, L	(5, 1)	1.1		6	1	2	2	1	0	0	0	0	1	14	25	13.50	1.500
Scott Kamieniecki, R	(6, 1)	0.2		2	0	0	1	0	0	0	0	0	0	6	7	0.00	0.000
Ricardo Rincon, L	(7, 1)	1.0	H	4	1	0	0	0	0	0	0	0	0	8	10	0.00	1.000
Paul Shuey, R	(8, 1)	1.2	L	9	3	2	5	1	0	0	0	0	1	25	42	10.80	2.400

BOTTOM

Cleveland Indians @ Toronto Blue Jays
 SkyDome, Toronto, ON
 Fri May 05 2000, 7:05 PM EDT
 Att: 19,191 - Cloudy - 74 F

AB	40
R	11
H	13
RBI	11
BB	3
SO	13
LOB	8



Batter	1	2	3	4	5	6	7	8	9	AB R H RBI BB SO LOB	TOP																
Roberto Alomar, S (1, 4) OBP: 0.320, SLG: 0.407	2-2 F7	3-1 L1-6 2B			4-2 G4-6-3 1B BB		3-2 L8		0-0 B5-3	4 1 1 0 1 0 0																	
Omar Vizquel, S (1, 6) OBP: 0.331, SLG: 0.356	0-1 BB 2B 1B	0-2 L1-6			1-0 G4-6-3 1-2 1B		3-1 F7		3-2 S HBP 1B	5 2 3 0 0 0 1																	
David Justice, L (1, 10) OBP: 0.380, SLG: 0.429	4-0 BB 2B BB				0-0 G4-6-3 1-2 2-3		2-0 G1-3		4-2 HBP BB BB	3 1 0 0 2 1 2																	
Manny Ramirez, R (1, 9) OBP: 0.376, SLG: 0.546	4-2 2B 1-2 2-3 BB				0-0 1B				0-0 F7	4 1 1 1 1 2 2																	
Jim Thome, L (1, 3) OBP: 0.333, SLG: 0.561	2-3 K				2-3 K				4-0 1B BB	3 1 0 0 2 3 4																	
Richie Sexson, R (1, 7) OBP: 0.337, SLG: 0.333	1-1 2B 1-3 2-H 3-H				0-1 G5-3		1-1 1B		2-1 BB 1B	4 2 3 3 0 0 0																	
Travis Fryman, R (1, 5) OBP: 0.358, SLG: 0.464	1-1 2B				3-1 G5-3		0-3 K		4-2 1B FC8-2 BB	4 0 1 2 1 1 4																	
Einar Diaz, R (1, 2) OBP: 0.414, SLG: 0.507	3-1 G5-3				1-1 1B		1-3 K		1-0 1-3 2-H 3-H 1B	4 0 2 2 0 1 2																	
Jolbert Cabrera, R (1, 8) OBP: 0.250, SLG: 0.273					1-0 F8		1-2 L8		1-0 FC8-2	4 0 0 0 0 0 4																	
Inning Stats	R: 4 E: 0 K: 1 S: 16	H: 3 LOB: 1 BB: 2 P: 33	R: 0 E: 0 K: 0 S: 7	H: 1 LOB: 0 BB: 0 P: 11	R: 0 E: 0 K: 3 S: 12	H: 0 LOB: 0 BB: 0 P: 16	R: 0 E: 0 K: 0 S: 7	H: 1 LOB: 1 BB: 0 P: 12	R: 1 E: 0 K: 1 S: 9	H: 2 LOB: 1 BB: 1 P: 16	R: 0 E: 0 K: 2 S: 11	H: 1 LOB: 1 BB: 0 P: 14	R: 0 E: 0 K: 0 S: 7	H: 0 LOB: 0 BB: 0 P: 15	R: 2 E: 0 K: 0 S: 7	H: 2 LOB: 1 BB: 2 P: 19	R: 1 E: 0 K: 1 S: 15	H: 1 LOB: 3 BB: 2 P: 30	1B: 8 2B: 5 3B: 0 HR: 0	SF: 0 SAC: 0 DP: 3 HBP: 1	WP: 0 PB: 0 SB: 2 CS: 0	PA: 43					
PITCHER	IP WLS BF H R ER SO BB IBB HBP BLK WP HR S P ERA WHIP																										
Chris Carpenter, R (1, 1) ERA: 4.94	7.1		32	8	6	6	7	4	0	0	0	0	0	70	122	7.36	1.636										
Paul Quantrill, R (8, 1) ERA: 4.86	0.0	L	3	2	1	1	0	1	0	0	0	0	0	5	12	∞	∞										
John Frascatore, R (8, 1) ERA: 10.38	0.2		1	0	0	0	0	0	0	0	0	0	0	1	2	0.00	0.000										
Pedro Borbon, L (9, 1) ERA: 6.94	1.0		7	1	1	1	1	2	0	1	0	0	0	15	30	9.00	3.000										

Cleveland Indians @ Toronto Blue Jays
 SkyDome, Toronto, ON
 Sat May 06 2000, 1:05 PM EDT
 Att. 23,730 - Cloudy - 76 F

AB	35
R	8
H	11
RBI	8
BB	7
SO	8
LOB	19



Batter	1	2	3	4	5	6	7	8	9	AB	R	H	RBI	BB	SO	LOB
José Cruz Jr., S OBP: 0.352, SLG: 0.610 (1, 8)	4-0 BB G6-4-3	0-0 FC4-6 1-2f			0-0 HR		4-1 2B BB		1-2 1B G6-4-3	3	2	2	1	2	0	2
Homer Bush, R OBP: 0.243, SLG: 0.221 (1, 4)	1-2 P4		0-0 1B G6-4-3		1-3 K		2-1 2B 1-H		0-1 B2	5	0	2	1	0	1	3
Raul Mondesi, R OBP: 0.309, SLG: 0.508 (1, 9)	1-1 G6-4-3 1-2f		2-2 F7			0-1 2B HR	3-2 G5-3		2-2 G6-4-3 1-2f	5	1	1	0	0	0	5
Carlos Delgado, L OBP: 0.444, SLG: 0.684 (1, 3)		4-2 1B 2B G3-1 BB	3-0 G6-4-3 1-2f		0-0 2B HR	4-0 IBB				2	2	1	2	2	0	1
Brad Fullmer, L OBP: 0.402, SLG: 0.608 (1, 10)		0-0 G3-1 1-2		0-1 G1-3		3-2 G3-1	0-1 G4-3			4	0	0	0	0	0	3
Tony Batista, R OBP: 0.319, SLG: 0.548 (1, 5)		0-0 2B G3 1B		1-3 K		1-0 P4		2-3 K		4	1	1	0	0	2	0
Darrin Fletcher, L OBP: 0.344, SLG: 0.563 (1, 2)		0-2 G3 1B 2B		1-1 F8		2-2 1B		1-3 K		4	0	2	1	0	1	0
Marty Cordova, R OBP: 0.345, SLG: 0.390 (1, 7)		0-0 G3 2B 3-H		0-0 G5-3		1-3 K		0-0 G6-3		4	0	0	1	0	1	2
Alex Gonzalez, R OBP: 0.328, SLG: 0.349 (1, 6)		4-2 FC4-6 BB		3-2 G4-3		2-3 K		1-0 1B		3	0	1	0	1	1	0

Inning Stats	R: 0	H: 0	E: 0	K: 5	S: 5	R: 2	H: 2	E: 0	K: 0	S: 13	R: 0	H: 1	E: 0	K: 0	S: 6	R: 0	H: 0	E: 0	K: 1	S: 7	R: 1	H: 1	E: 0	K: 1	S: 9	R: 2	H: 3	E: 0	K: 1	S: 15	R: 1	H: 1	E: 1	K: 1	S: 11	R: 0	H: 0	E: 0	K: 2	S: 8	R: 0	H: 2	E: 0	K: 0	S: 9	1B: 5	2B: 3	3B: 0	HR: 2	SF: 0	SAC: 0	DP: 3	HBP: 0	WP: 0	PB: 0	SB: 0	CS: 0	PA: 39
--------------	------	------	------	------	------	------	------	------	------	-------	------	------	------	------	------	------	------	------	------	------	------	------	------	------	------	------	------	------	------	-------	------	------	------	------	-------	------	------	------	------	------	------	------	------	------	------	-------	-------	-------	-------	-------	--------	-------	--------	-------	-------	-------	-------	--------

PITCHER	IP	WLS	BF	H	R	ER	SO	BB	IBB	HBP	BLK	WP	HR	S	P	ERA	WHIP
Jaret Wright, R ERA: 3.79 (1, 1)	6.0		26	7	5	5	3	3	0	0	0	0	2	55	86	7.50	1.667
Scott Kamieniecki, R ERA: 3.27 (7, 1)	0.2		5	1	1	0	1	1	1	0	0	0	0	9	24	0.00	3.000
Ricardo Rincon, L ERA: (7, 1)	0.1	W	1	0	0	0	0	0	0	0	0	0	0	2	2	0.00	0.000
Sean DePaula, R ERA: 6.14 (8, 1)	1.0	H	3	0	0	0	2	0	0	0	0	0	0	8	11	0.00	0.000
Steve Karsay, R ERA: 2.13 (9, 1)	1.0	S	4	2	0	0	0	0	0	0	0	0	0	9	13	0.00	2.000


BOTTOM

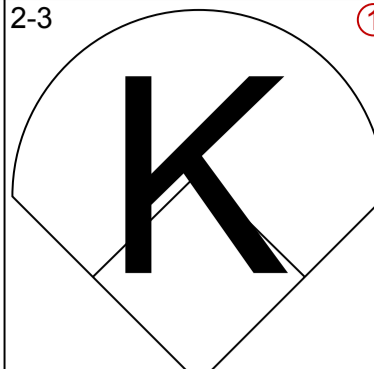
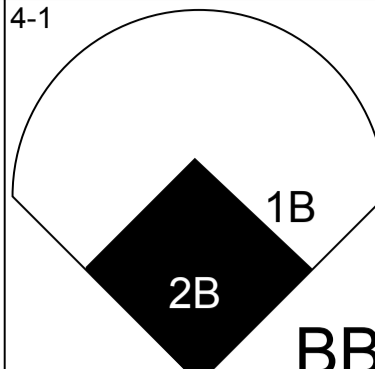
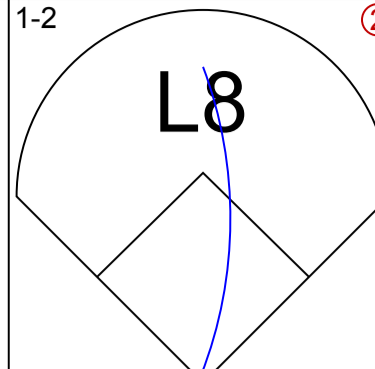
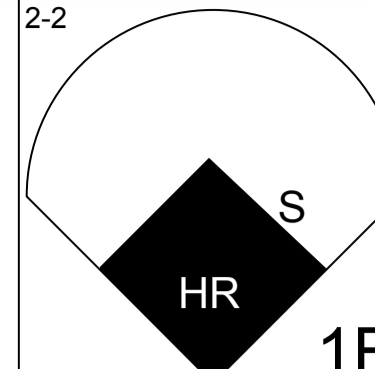
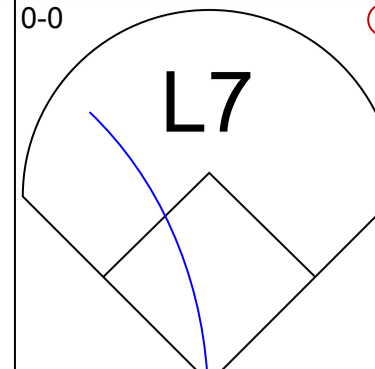
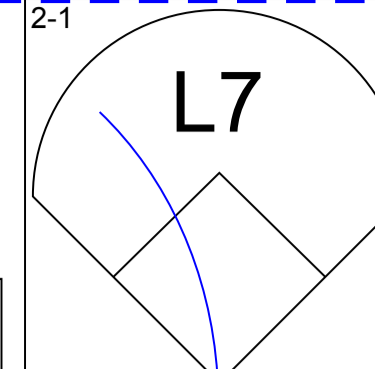
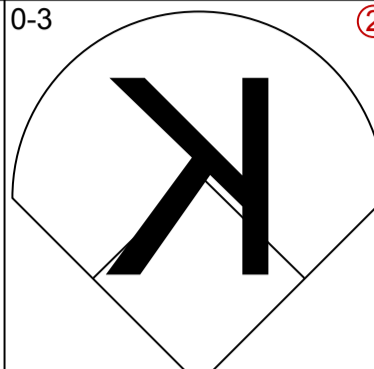
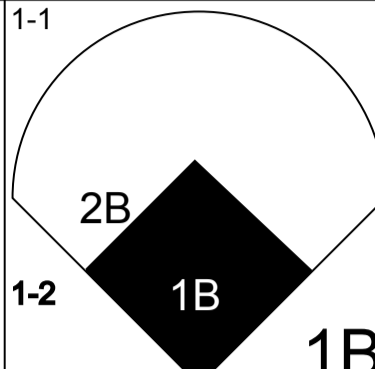
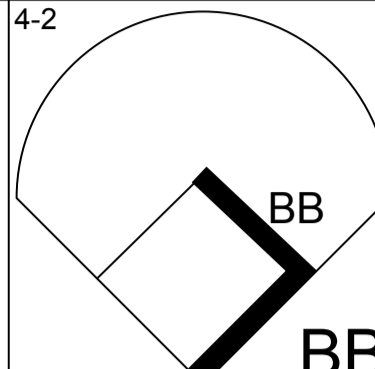
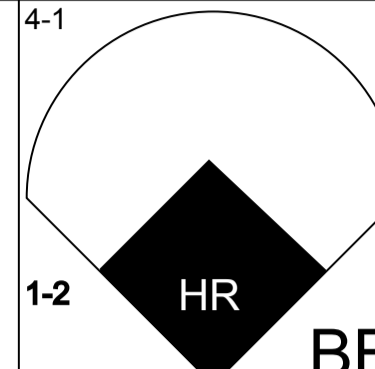
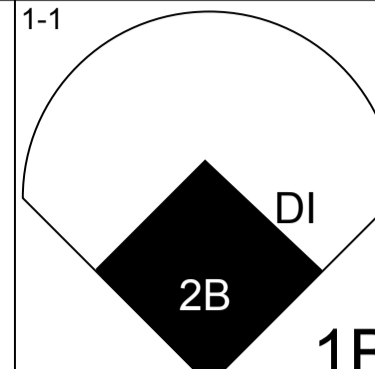
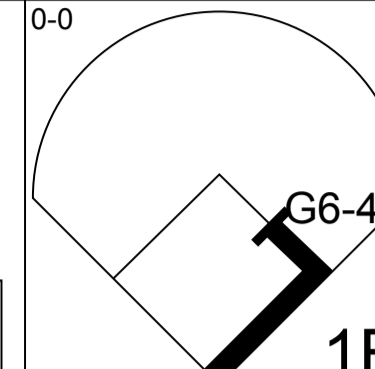
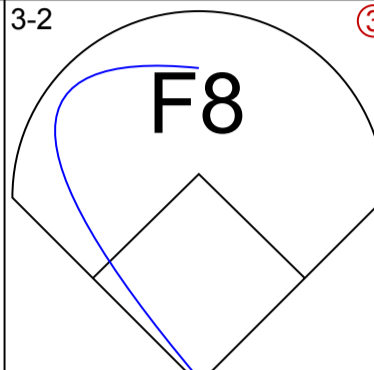
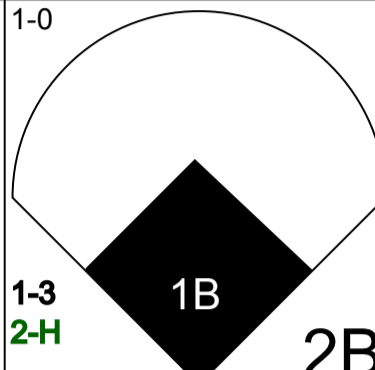
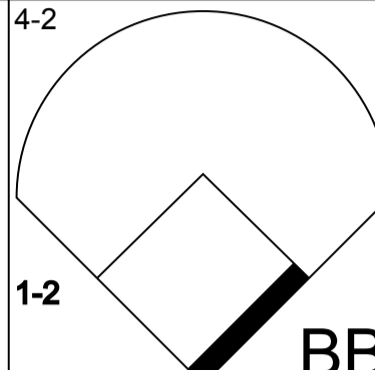
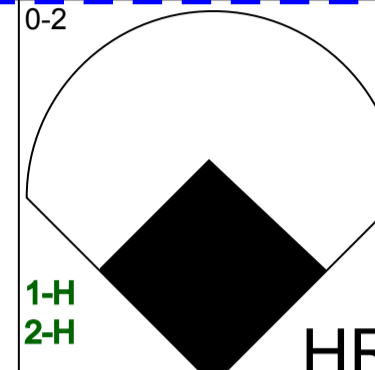
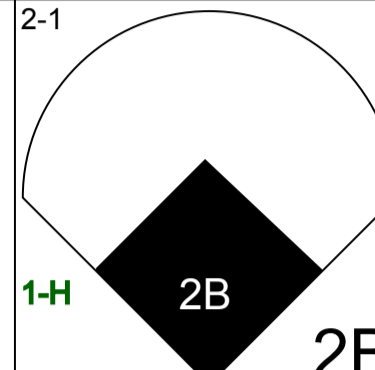
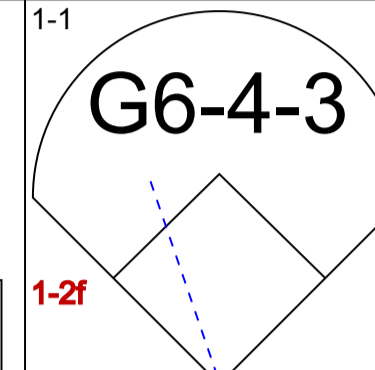
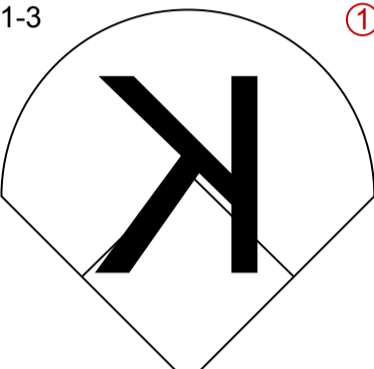
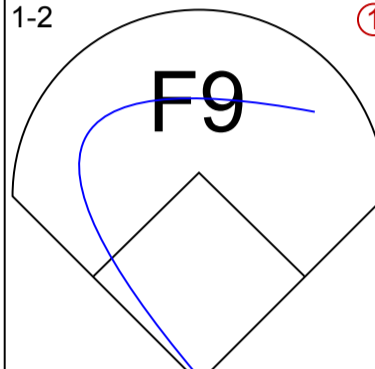
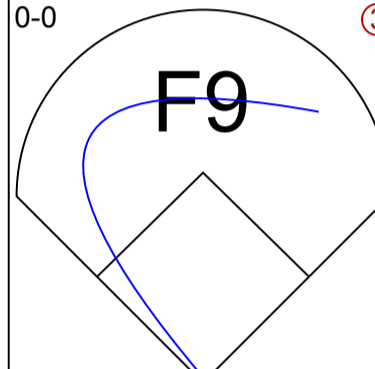
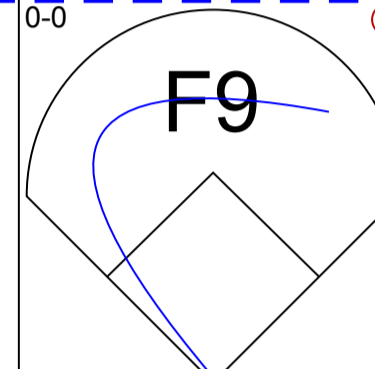
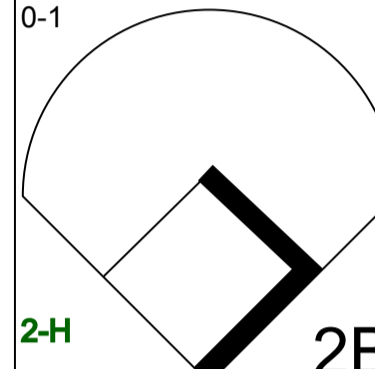
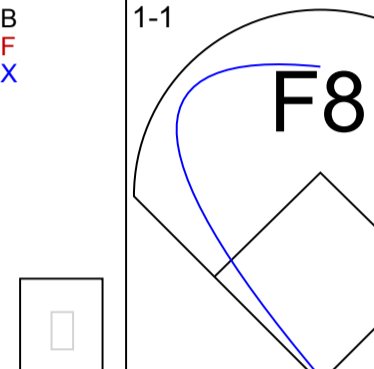
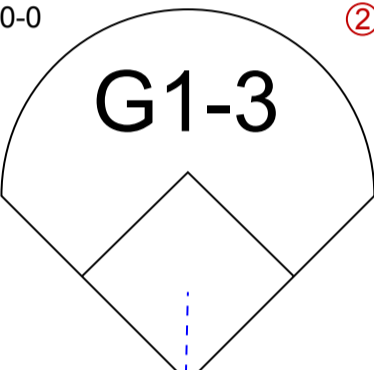
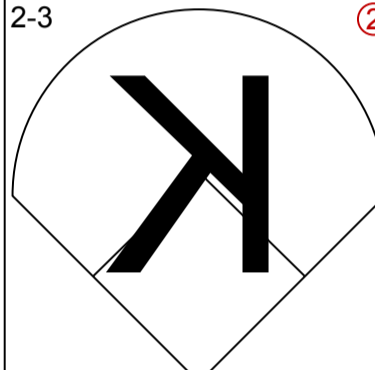
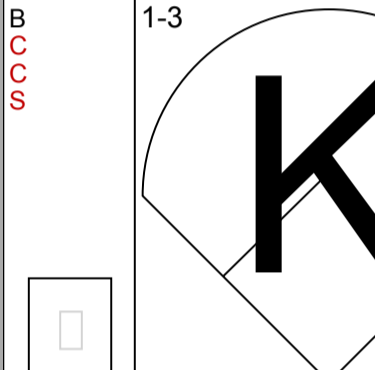
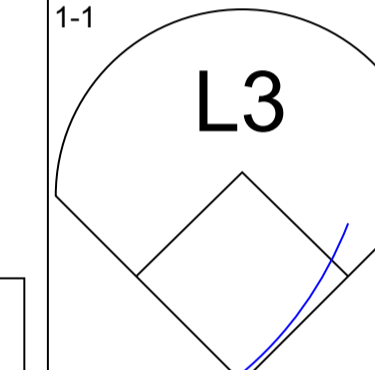
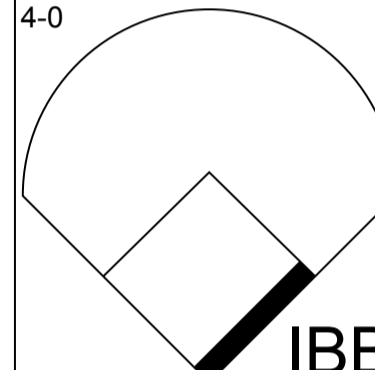
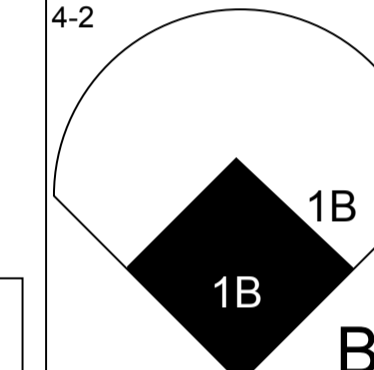
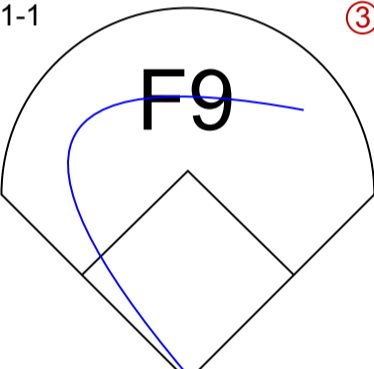
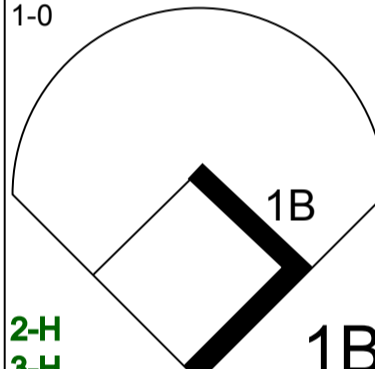
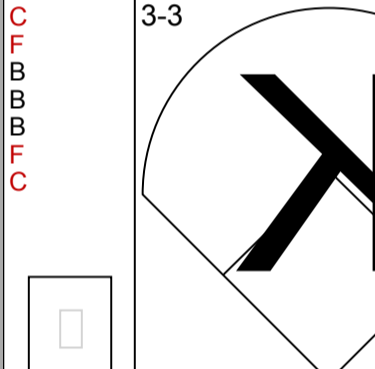
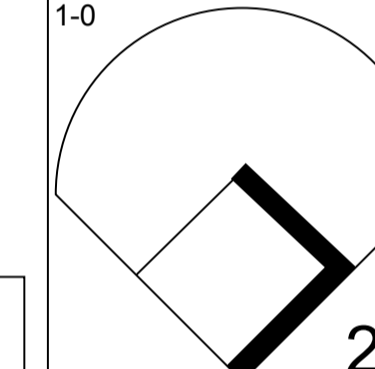
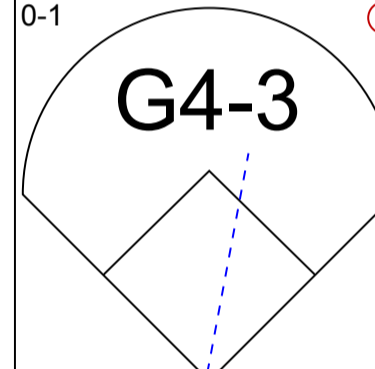
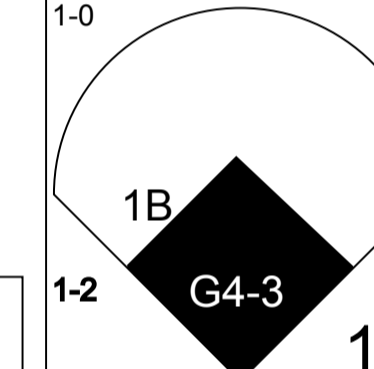
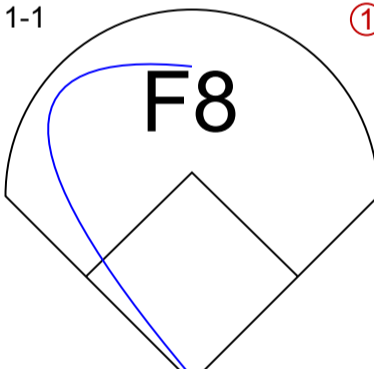
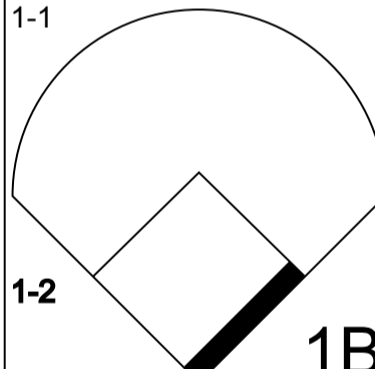
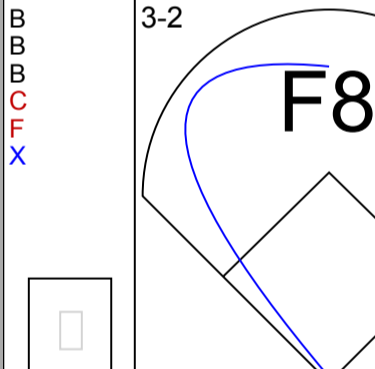
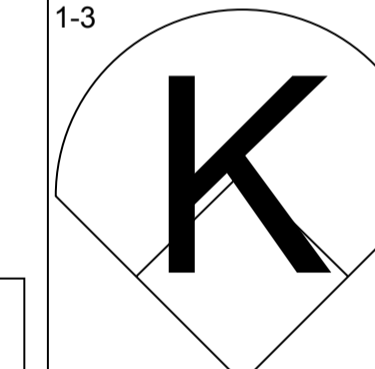
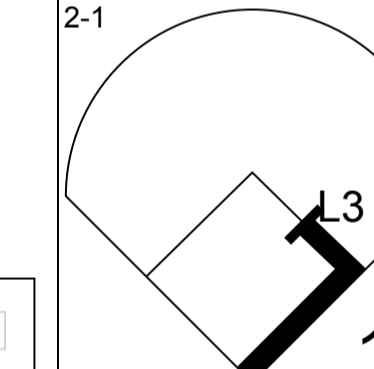
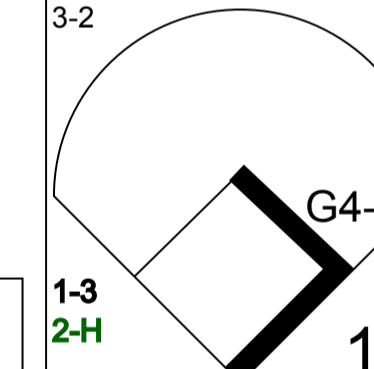
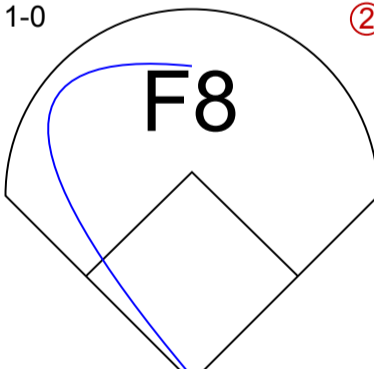
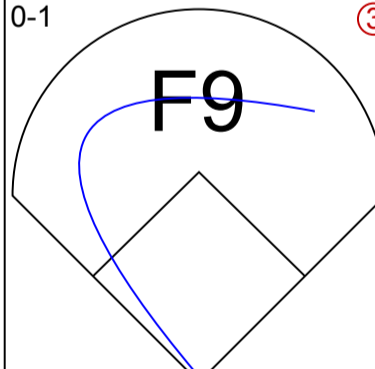
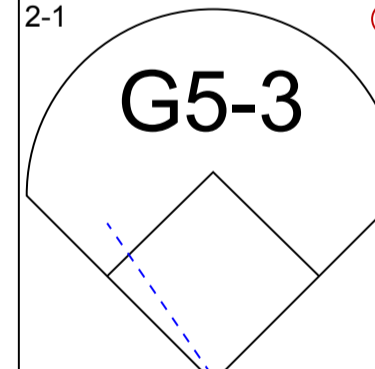
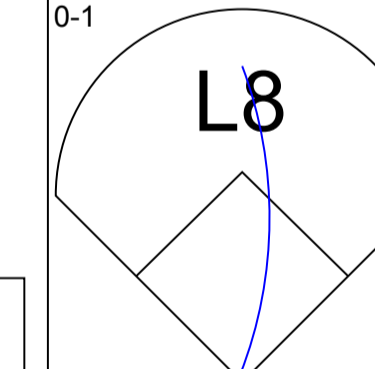
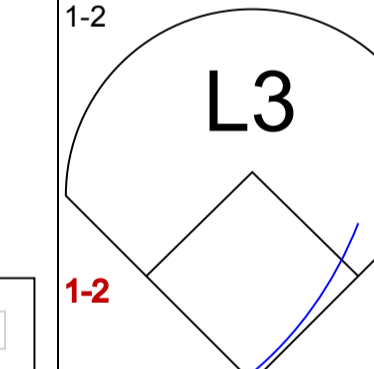
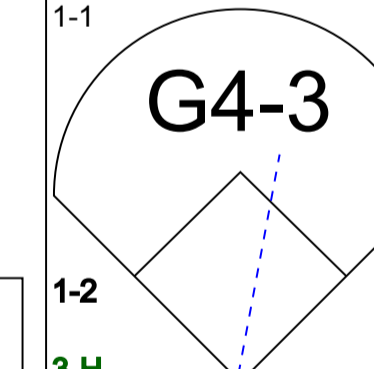
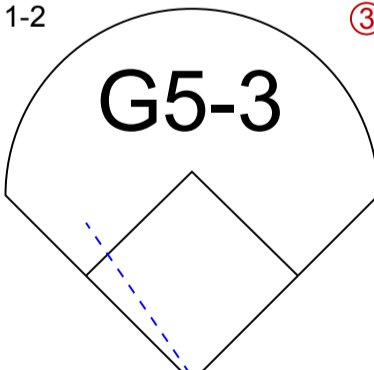
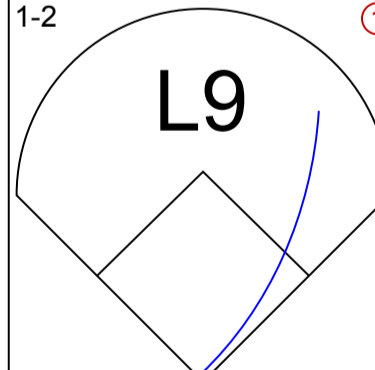
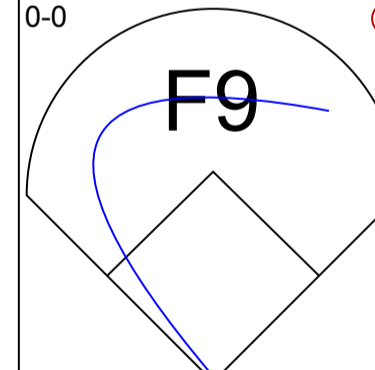
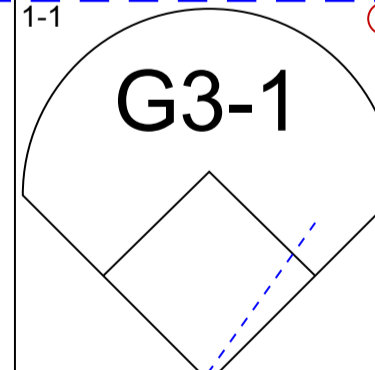
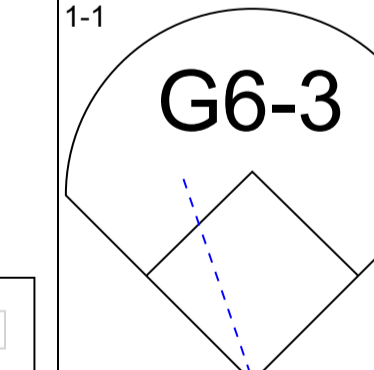
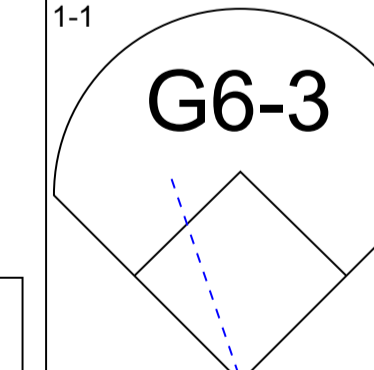
Cleveland Indians @ Toronto Blue Jays
SkyDome, Toronto, ON

Sat May 06 2000, 1:05 PM EDT
Att: 23,730 - Cloudy - 76 F

livebaseballscorecards.com

AB	34
R	6
H	10
RBI	6
BB	5
SO	6
LOB	16



Batter	1	2	3	4	5	6	7	8	9	10	11	12	AB R H RBI BB SO LOB	TOP												
Roberto Alomar, S OBP: 0.320, SLG: 0.398 (1, 4)													5 2 1 0 1 1 0	Cleveland Indians @ Toronto Blue Jays SkyDome, Toronto, ON Sun May 07 2000, 1:05 PM EDT Att. 19,161 - Cloudy - 72 F												
Omar Vizquel, S OBP: 0.354, SLG: 0.370 (1, 6)													4 3 3 0 2 1 0													
David Justice, L OBP: 0.395, SLG: 0.490 (1, 10)													5 3 3 5 1 0 1													
Manny Ramirez, R OBP: 0.366, SLG: 0.535 (1, 9)													6 0 1 1 0 1 4													
Jim Thome, L OBP: 0.333, SLG: 0.539 (1, 3)													4 1 0 0 2 2 2													
Richie Sexson, R OBP: 0.346, SLG: 0.355 (1, 7)													6 1 3 2 0 1 2													
Travis Fryman, R OBP: 0.365, SLG: 0.466 (1, 5)													6 0 3 1 0 1 1													
Einar Díaz, R OBP: 0.382, SLG: 0.466 (1, 2)													6 0 0 1 0 0 5													
Jolbert Cabrera, R OBP: 0.222, SLG: 0.240 Enrique Wilson, S (9, PH) Mark Whiten, S (9, 8) OBP: 0.407, SLG: 0.500 OBP: 0.556, SLG: 0.500 (1, 8)													3 0 0 0 0 0 0 1 0 0 0 0 0 0 2 0 0 0 0 0 1													
Inning Stats	R: 0 E: 0 K: 2 S: 11	H: 0 LOB: 0 BB: 0 P: 16	R: 0 E: 0 K: 1 S: 6	H: 0 LOB: 0 BB: 0 P: 8	R: 0 E: 0 K: 0 S: 6	H: 0 LOB: 0 BB: 0 P: 9	R: 3 E: 0 K: 1 S: 18	H: 4 LOB: 2 BB: 1 P: 29	R: 0 E: 0 K: 2 S: 14	H: 0 LOB: 2 BB: 2 P: 24	R: 0 E: 0 K: 2 S: 10	H: 1 LOB: 1 BB: 0 P: 11	R: 2 E: 0 K: 0 S: 11		H: 3 LOB: 2 BB: 1 P: 19	R: 0 E: 0 K: 0 S: 7	H: 1 LOB: 0 BB: 0 P: 11	R: 0 E: 0 K: 0 S: 5	H: 1 LOB: 0 BB: 0 P: 8	R: 2 E: 0 K: 0 S: 12	H: 2 LOB: 1 BB: 1 P: 23	1B: 9 2B: 5 3B: 0 HR: 1	SF: 0 SAC: 0 DP: 2 HBP: 0	WP: 0 PB: 0 SB: 1 CS: 0	PA: 54	
PITCHER	IP WLS BF H R ER SO BB IBB HBP BLK WP HR S P ERA WHIP																									
Frank Castillo, R (1, 1) ERA: 6.83	6.2																									
Pedro Borbon, L (7, 1) ERA: 7.71	0.0	1	1	1	1	0	0	0	0	0	0	0	0	0	0	0	0	0	0	0	0	0	0	0	0	0
John Frascatore, R (7, 1) ERA: 9.42	1.1	H	5	1	0	0	1	0	0	0	0	0	0	0	0	0	0	0	0	0	0	0	0	0	0	0
Billy Koch, R (9, 1) ERA: 4.5	2.0	B	10	4	2	2	0	0	1	0	0	0	0	0	0	0	0	0	0	0	0	0	0	0	0	0
Eric Gunderson, L (11, 1) ERA: 5.79	2.0	L	9	3	2	2	0	1	0	0	0	0	0	0	0	0	0	0	0	0	0	0	0	0	0	0

AB	48
R	10
H	14
RBI	10
BB	6
SO	7
LOB	16



Batter	1	2	3	4	5	6	7	8	9	10	11	12	AB R H RBI BB SO LOB
José Cruz Jr., S OBP: 0.356, SLG: 0.628 (1, 8)	1-1 G4-3 1B 2B	2-1 HR		1-3 K	0-1 G4-3			2-3 K		4-0 DI IBB		1-3 K	6 2 2 1 1 3 1
Homer Bush, R OBP: 0.246, SLG: 0.225 (1, 4)	0-1 G4-3 2-3	1-0 HR 1B		0-2 G6-3			0-0 L9		2-1 FC5-4 1B	3-3 K		2-2 FC6 1-2f	7 1 2 0 0 1 4
Raul Mondesi, R OBP: 0.317, SLG: 0.522 (1, 9)	4-2 1B FC3-6 BB	1-2 HR		4-1 2B BB			0-0 G5-3		2-2 FC5-4 1B 1-2f				4 3 1 2 2 1 1
Carlos Delgado, L OBP: 0.446, SLG: 0.683 (1, 3)	1-2 FC3-6 1B 1-3 3-H	1-1 2B 1B		3-2 1B 2B			1-3 K		1-2 F7			2-2 G1-3	6 1 3 2 0 1 1
Brad Fullmer, L OBP: 0.415, SLG: 0.618 (1, 10)	2-1 FC3-6 1B 1-2f 3-H	1-2 2B		0-0 1B 1B			2-2 G3		0-1 1B			4-0 1B BB	5 1 3 2 1 0 1
Tony Batista, R OBP: 0.326, SLG: 0.542 (1, 5)	4-1 1B 1-2 BB	1-1 L7		2-2 1B			1-3 K		1-2 G3-1			1-2 1B	5 0 2 0 1 1 4
Marty Cordova, R OBP: 0.348, SLG: 0.390 Dewayne Wise, L OBP: 0.158, SLG: 0.111 (10, PR) (11, 7)	1-1 1B 1-3 2-H			0-0 L6			1-3 K					1-1 G4-3 SH1-4 1B	5 0 2 1 0 2 2 1 0 0 0 0 0 2
Alex Gonzalez, R OBP: 0.315, SLG: 0.333 (1, 6)		2-3 K		2-2 P4			2-2 G6-3		0-0 G4-3			2-2 G5-3	5 0 0 0 0 1 0
Alberto Castillo, R OBP: 0.268, SLG: 0.297 Darrin Fletcher, L OBP: 0.348, SLG: 0.562 (10, PH) (11, 2)	1-1 1B 1-3 2-H	1-0 F9		3-2 G6-3			2-3 K		0-0 G6-3			1-1 G4-3	4 0 0 0 0 1 0 2 0 1 0 0 0 2

Inning Stats	R: 3	H: 3	E: 0	LOB: 2	K: 0	BB: 2	P: 15	R: 3	H: 5	E: 0	LOB: 2	K: 1	BB: 0	P: 18	R: 0	H: 0	E: 0	LOB: 0	K: 1	BB: 0	P: 9	R: 2	H: 3	E: 0	LOB: 2	K: 1	BB: 1	P: 25	R: 0	H: 0	E: 0	LOB: 0	K: 1	BB: 0	P: 8	R: 0	H: 0	E: 0	LOB: 0	K: 1	BB: 0	P: 10	R: 0	H: 0	E: 0	LOB: 0	K: 1	BB: 0	P: 7	R: 0	H: 2	E: 0	LOB: 2	K: 0	BB: 0	P: 13	R: 0	H: 0	E: 0	LOB: 0	K: 1	BB: 0	P: 5	R: 0	H: 0	E: 0	LOB: 0	K: 1	BB: 0	P: 7	R: 0	H: 1	E: 0	LOB: 3	K: 1	BB: 1	P: 18	R: 0	H: 1	E: 0	LOB: 2	K: 1	BB: 1	P: 23	R: 0	H: 1	E: 0	LOB: 1	K: 1	BB: 0	P: 18	R: 0	H: 1	E: 0	LOB: 2	K: 1	BB: 1	P: 23	R: 0	H: 1	E: 0	LOB: 1	K: 1	BB: 0	P: 18	1B: 11	SF: 0	2B: 3	SAC: 1	3B: 0	DP: 0	HR: 2	HBP: 0	WP: 0	PA: 56
--------------	------	------	------	--------	------	-------	-------	------	------	------	--------	------	-------	-------	------	------	------	--------	------	-------	------	------	------	------	--------	------	-------	-------	------	------	------	--------	------	-------	------	------	------	------	--------	------	-------	-------	------	------	------	--------	------	-------	------	------	------	------	--------	------	-------	-------	------	------	------	--------	------	-------	------	------	------	------	--------	------	-------	------	------	------	------	--------	------	-------	-------	------	------	------	--------	------	-------	-------	------	------	------	--------	------	-------	-------	------	------	------	--------	------	-------	-------	------	------	------	--------	------	-------	-------	--------	-------	-------	--------	-------	-------	-------	--------	-------	--------


PITCHER	IP	WLS	BF	H	R	ER	SO	BB	IBB	HBP	BLK	WP	HR	S	P	ERA	WHIP
Bobby Witt, R ERA: 7.63 (1, 1)	1.2		14	8	6	6	1	2	0	0	0	0	2	31	53	32.40	6.000
Steve Reed, R ERA: 9.64 (2, 1)	2.0		7	0	1	1	2	1	0	0	0	0	0	18	29	4.50	0.500
Tom Martin, L ERA: 3.29 (4, 1)	2.2		11	3	1	1	2	0	0	0	0	0	0	28	40	3.38	1.125
Scott Kamieniecki, R ERA: 2.77 (7, 1)	2.0		7	1	0	0	3	0	0	0	0	0	0	16	24	0.00	0.500
Ricardo Rincon, L ERA: (9, 1)	0.1		2	1	0	0	0	0	0	0	0	0	0	5	6	0.00	3.000

BOTTOM

Cleveland Indians @ Toronto Blue Jays
SkyDome, Toronto, ON
 Sun May 07 2000, 1:05 PM EDT
 Att: 19,161 - Cloudy - 72 F

livebaseballscorecards.com

AB	50
R	8
H	16
RBI	8
BB	5
SO	11
LOB	18



PITCHER	IP	WLS	BF	H	R	ER	SO	BB	IBB	HBP	BLK	WP	HR	S	P	ERA	WHIP
Paul Shuey, R ERA: 2.87 (9, 1)	2.1	W	11	2	0	0	2	1	1	0	0	0	0	24	45	0.00	1.286
Steve Karsay, R ERA: 1.98 (12, 1)	1.0	S	4	1	0	0	1	0	0	0	0	0	0	13	18	0.00	1.000

Batter	1	2	3	4	5	6	7	8	9	10	AB R H RBI BB SO LOB	TOP											
Roberto Alomar, S (1, 4) OBP: 0.316, SLG: 0.415	0-0 L6	0-1 G4-3			2-2 HR		1-2 G3-1			1-3 K	5 1 1 1 0 1 1												
Omar Vizquel, S (1, 6) OBP: 0.356, SLG: 0.381	0-1 E6 BB		1-2 G4-3		1-2 G4-3 1B		0-3 K			2-1 1B 2B	5 1 2 0 0 1 0												
David Justice, L (1, 7) OBP: 0.387, SLG: 0.475	1-1 F7		1-2 G5-4-3 1B		1-1 G4-3 1-2			2-3 K		3-3 K	5 0 1 0 0 2 3												
Manny Ramirez, R (1, 9) OBP: 0.375, SLG: 0.534	4-2 1-2 BB		2-1 G5-4-3 1-2f		3-3 K			3-2 BB 1B		2-2 2-H 1B	4 0 2 1 1 1 2												
Jim Thome, L (1, 10) OBP: 0.336, SLG: 0.528	1-0 P6			3-2 1B 1B	2-3 K			4-2 1-2 G1-6-3 BB		1-3 K	4 0 1 0 1 2 4												
Richie Sexson, R (1, 3) OBP: 0.333, SLG: 0.340					2-3 K			1-1 G1-6-3 1-2f			4 0 0 0 0 3 3												
Travis Fryman, R (1, 5) OBP: 0.361, SLG: 0.458					0-1 1-3 1B		0-3 K			1-3 K	4 0 1 0 0 2 0												
Sandy Alomar Jr., R (1, 2) OBP: 0.378, SLG: 0.364					1-0 F9		1-0 F8			2-3 K	4 1 1 0 0 1 2												
Jolbert Cabrera, R (1, 8) OBP: 0.226, SLG: 0.241					1-0 G6-3		1-3 K			0-0 G6-3	4 0 1 1 0 1 2												
Inning Stats	R: 0 E: 1 K: 0 S: 8	H: 0 LOB: 2 BB: 1 P: 14	R: 1 E: 0 K: 1 S: 13	H: 2 LOB: 1 BB: 0 P: 19	R: 0 E: 0 K: 0 S: 9	H: 1 LOB: 0 BB: 0 P: 13	R: 0 E: 0 K: 1 S: 10	H: 2 LOB: 2 BB: 0 P: 17	R: 1 E: 0 K: 2 S: 16	H: 2 LOB: 1 BB: 0 P: 25	R: 0 E: 0 K: 2 S: 7	H: 0 LOB: 0 BB: 0 P: 10	R: 0 E: 0 K: 1 S: 11	H: 1 LOB: 1 BB: 1 P: 21	R: 0 E: 0 K: 2 S: 7	H: 0 LOB: 0 BB: 0 P: 10	R: 1 E: 0 K: 3 S: 15	H: 2 LOB: 1 BB: 0 P: 24	1B: 7 2B: 2 3B: 0 HR: 1	SF: 0 SAC: 0 DP: 2 HBP: 0	WP: 0 PB: 0 SB: 0 CS: 0	PA: 41	
PITCHER	IP WLS BF H R ER SO BB IBB HBP BLK WP HR S P ERA WHIP																						
Brad Radke, R (1, 1) ERA: 4.42	8.0																						
Bob Wells, R (9, 1) ERA: 4.82	1.2	L	7	2	1	1	4	0	0	0	0	0	0	18	29	5.40	1.200						
Eddie Guardado, L (10, 1) ERA: 6.55	0.1		1	0	0	0	1	0	0	0	0	0	0	4	5	0.00	0.000						

Cleveland Indians @ Minnesota Twins
 Hubert H. Humphrey Metrodome, Minneapolis, MN
 Mon May 08 2000, 8:05 PM EDT
 Att. 7,309 - Dome - 72 F

livebaseballscorecards.com

AB 39
 R 3
 H 10
 RBI 3
 BB 2
 SO 14
 LOB 17



BOTTOM

Cleveland Indians @ Minnesota Twins
Hubert H. Humphrey Metrodome, Minneapolis, MN
Mon May 08 2000, 8:05 PM EDT
Att. 7,309 - Dome - 72 F

livebaseballscorecards.com

AB 39
R 2
H 9
RBI 2
BB 4
SO 13
LOB 20



WP: 0 PA: 43
PB: 0
SB: 3
CS: 0

AB R H RBI BB SO LOB

3 1 2 0 2 0 0
3 0 0 0 0 2 3
1 1 0 0 1 1 2

5 0 2 1 0 1 2

5 0 1 0 0 0 5

3 0 0 0 0 1 0
2 0 1 1 0 0 1

3 0 0 0 0 3 0
1 0 0 0 1 1 2

5 0 2 0 0 2 2

2 0 0 0 0 1 0
2 0 0 0 0 0 2

2 0 1 0 0 1 0
2 0 0 0 0 0 1

1B: 9 SF: 0
2B: 0 SAC: 0
3B: 0 DP: 0
HR: 0 HBP: 0

Table with 10 columns (Batter 1-10) and 10 rows of batter data. Each cell contains a batter's name, stats, and a baseball diamond diagram showing the play. Batter 1: Cristian Guzman, Jay Canizaro, Corey Koskie, Matt Lawton, Ron Coomer, Butch Huskey, David Ortiz, Matthew LeCroy, Marcus Jensen, Jacquie Jones, Jason Maxwell, Denny Hocking, Torii Hunter, Midre Cummings.

Inning Stats table with columns for R, H, E, K, S, P and rows for each of the 10 batters.

Pitcher stats table with columns for IP, WLS, BF, H, R, ER, SO, BB, IBB, HBP, BLK, WP, HR, S, P, ERA, WHIP and rows for Dave Burba, Sean DePaula, Ricardo Rincon, and Steve Karsay.

Batter	1	2	3	4	5	6	7	8	9	AB R H RBI BB SO LOB	TOP																							
Enrique Wilson, S (1, 4) OBP: 0.406, SLG: 0.484	3-2 G4-3	0-1 1B 1-2 2-H		2-2 F8		3-2 F9		1-1 BB 1B		5 0 2 0 0 0 1	Cleveland Indians @ Minnesota Twins Hubert H. Humphrey Metrodome, Minneapolis, MN Tue May 09 2000, 8:05 PM EDT Att. 7,777 - Dome - 72 F livebaseballscorecards.com																							
Omar Vizquel, S (1, 6) OBP: 0.358, SLG: 0.376	3-2 P3		2-1 HR 1B	1-1 G4-3			0-1 G6-3	4-2 BB 1B		4 1 1 0 1 0 1																								
Richie Sexson, R (1, 3) OBP: 0.327, SLG: 0.363	2-2 P3		1-1 HR 1-H	1-3 K			2-2 G5-3	1-3 BB K		5 1 1 2 0 2 4																								
Manny Ramirez, R (1, 9) OBP: 0.390, SLG: 0.582		2-2 1B 2B	2-0 HR		1-0 F9		4-2 BB BB	2-2 F8 2B		4 2 3 1 1 0 0																								
Jim Thome, L (1, 10) OBP: 0.339, SLG: 0.514		4-2 1B 1B BB	2-2 G4-3		1-3 K		4-1 1-2 BB	2-1 F8 2-3		3 1 0 0 2 1 1																								
Travis Fryman, R (1, 5) OBP: 0.363, SLG: 0.455		2-3 K	0-1 WP 1B		0-2 1B		1-2 G6-3	0-1 G5-3		5 0 2 0 0 1 5																								
Alex Ramirez, R (1, 7) OBP: 0.278, SLG: 0.294		2-1 1B 1B	0-1 L5		1-1 F9			1-3 K	0-2 F9	4 0 1 1 0 1 2 0 0 0 0 0 0 0 1 0 0 0 0 0 1																								
David Justice, L (9, PH) OBP: 0.387, SLG: 0.475		1-3 2-H 1B 1B																																
Sandy Alomar Jr., R (9, PH) OBP: 0.368, SLG: 0.353																																		
Einar Diaz, R (1, 2) OBP: 0.363, SLG: 0.442		1-3 K	1-0 F8			1-0 F8		1-2 G6-3		4 0 0 0 0 1 3																								
Jolbert Cabrera, R (1, 8) OBP: 0.286, SLG: 0.303		0-2 1B 1B 1-2 3-H		0-1 G4-3 S 1B		2-0 F7		2-1 BB 1B 1B		4 0 3 1 0 0 0																								
Inning Stats	R: 0 E: 0 K: 0 S: 9 H: 0 LOB: 0 BB: 0 P: 17	R: 2 E: 0 K: 2 S: 19 H: 4 LOB: 2 BB: 1 P: 30	R: 3 E: 0 K: 1 S: 14 H: 4 LOB: 1 BB: 0 P: 22	R: 0 E: 0 K: 1 S: 12 H: 1 LOB: 1 BB: 0 P: 16	R: 0 E: 0 K: 1 S: 9 H: 1 LOB: 1 BB: 0 P: 12	R: 0 E: 0 K: 0 S: 7 H: 0 LOB: 0 BB: 0 P: 13	R: 0 E: 0 K: 0 S: 12 H: 0 LOB: 2 BB: 2 P: 23	R: 0 E: 0 K: 2 S: 16 H: 2 LOB: 3 BB: 1 P: 26	R: 0 E: 0 K: 0 S: 10 H: 1 LOB: 1 BB: 0 P: 14	1B: 9 2B: 2 3B: 0 HR: 2 SF: 0 SAC: 0 DP: 0 HBP: 0	WP: 1 PB: 0 SB: 1 CS: 0 PA: 43																							
PITCHER	IP WLS BF H R ER SO BB IBB HBP BLK WP HR S P ERA WHIP											PITCHER	IP WLS BF H R ER SO BB IBB HBP BLK WP HR S P ERA WHIP																					
Eric Milton, L (1, 1) ERA: 5.84	3.0		17	8	5	5	2	1	0	0	0	1	2	42	69	15.00	3.000	Travis Miller, L (9, 1) ERA: 7.59	0.1		1	0	0	0	0	0	0	0	0	0	0.00	0.000		
LaTroy Hawkins, R (4, 1) ERA: 3.68	3.2	W	15	2	0	0	2	2	0	0	0	0	0	36	59	0.00	1.091																	
Bob Wells, R (7, 1) ERA: 4.58	1.0	H	5	2	0	0	1	0	0	0	0	0	0	14	20	0.00	2.000																	
Eddie Guardado, L (8, 1) ERA: 6.55	0.0		1	0	0	0	0	1	0	0	0	0	0	3	7	∞	∞																	
Hector Carrasco, R (8, 1) ERA: 2.21	1.0	H	4	1	0	0	1	0	0	0	0	0	0	10	15	0.00	1.000																	

Cleveland Indians @ Minnesota Twins
 Hubert H. Humphrey Metrodome, Minneapolis, MN
 Tue May 09 2000, 8:05 PM EDT
 Att. 7,777 - Dome - 72 F
livebaseballscorecards.com

AB 39
R 5
H 13
RBI 5
BB 4
SO 6
LOB 18



Batter	1	2	3	4	5	6	7	8	9	AB	R	H	RBI	BB	SO	LOB
Cristian Guzman, S (1, 6) OBP: 0.365, SLG: 0.473	1-0 L5			0-2 L3	2-0 E9 1B SF8		1-2 F9			4	1	0	0	0	0	2
Jay Canizaro, R (1, 4) OBP: 0.250, SLG: 0.222	0-2 G5-3			1-3 K	1-0 1B 1B		2-1 G5-3			4	0	1	2	0	1	0
Matt Lawton, L (1, 7) OBP: 0.435, SLG: 0.523 (9, 9)	1-0 G6-3			3-2 F7	0-0 SF8 3-H		3-1 F8			3	0	0	1	0	0	0
Ron Coomer, R (1, 3) OBP: 0.331, SLG: 0.496		1-2 G5-3			0-0 HR			1-2 2B		4	1	3	1	0	0	0
Butch Huskey, R (1, 9) OBP: 0.333, SLG: 0.333		0-3 K2-3			0-0 BB BB			2-3 K		2	1	0	0	1	2	2
Jacque Jones, L (8, PH) OBP: 0.370, SLG: 0.558 (9, 7)					0-0 K					1	0	0	0	0	1	1
Midre Cummings, L (1, 10) OBP: 0.326, SLG: 0.366		3-1 G4-3			3-2 BB BB E 1B		1-2 G4-3		1-3 K	4	1	1	0	0	1	1
Matthew LeCroy, R (1, 2) OBP: 0.244, SLG: 0.353			1-3 K		1-3 K		2-1 2B		1-1 F8	4	0	1	0	0	2	3
Torii Hunter, R (1, 8) OBP: 0.286, SLG: 0.365			1-1 G4-3		4-2 E BB 1B BB		0-3 K			2	1	0	0	1	1	1
Denny Hocking, S (1, 5) OBP: 0.329, SLG: 0.438			1-0 G5-3		4-1 E 1B BB		2-3 K			2	1	0	1	1	1	1

Inning Stats	R: 0	H: 0	E: 0	LOB: 0	K: 0	S: 5	R: 0	H: 0	E: 0	LOB: 0	K: 1	S: 8	R: 0	H: 0	E: 0	LOB: 0	K: 1	S: 6	R: 0	H: 0	E: 0	LOB: 0	K: 1	S: 11	R: 6	H: 4	E: 1	LOB: 2	K: 2	S: 19	R: 0	H: 1	E: 0	LOB: 1	K: 2	S: 12	R: 0	H: 0	E: 0	LOB: 0	K: 0	S: 7	R: 0	H: 1	E: 0	LOB: 1	K: 2	S: 14	R: 0	H: 0	E: 0	LOB: 0	K: 0	S: 13	R: 0	H: 1	E: 0	LOB: 1	K: 2	S: 19	1B: 3	SF: 1	2B: 2	SAC: 0	3B: 0	DP: 0	HR: 1	HBP: 0	WP: 0	PA: 34
--------------	------	------	------	--------	------	------	------	------	------	--------	------	------	------	------	------	--------	------	------	------	------	------	--------	------	-------	------	------	------	--------	------	-------	------	------	------	--------	------	-------	------	------	------	--------	------	------	------	------	------	--------	------	-------	------	------	------	--------	------	-------	------	------	------	--------	------	-------	-------	-------	-------	--------	-------	-------	-------	--------	-------	--------

PITCHER	IP	WLS	BF	H	R	ER	SO	BB	IBB	HBP	BLK	WP	HR	S	P	ERA	WHIP
Chuck Finley, L (1, 1) ERA: 3.99	7.0	L	30	5	6	4	7	3	0	0	0	0	1	68	113	5.14	1.143
Scott Kamieniecki, R (8, 1) ERA: 2.57	1.0		4	1	0	0	2	0	0	0	0	0	0	14	19	0.00	1.000


BOTTOM

Cleveland Indians @ Minnesota Twins
 Hubert H. Humphrey Metrodome, Minneapolis, MN

Tue May 09 2000, 8:05 PM EDT
 Att. 7,777 - Dome - 72 F

livebaseballscorecards.com

AB	30
R	6
H	6
RBI	5
BB	3
SO	9
LOB	11



Batter	1	2	3	4	5	6	7	8	9	AB R H RBI BB SO LOB	TOP											
Roberto Alomar, S (1, 4) OBP: 0.319, SLG: 0.415	1-2 G6-3		2-0 G3-6-3		2-0 1B		2-1 1B	0-2 CS	1-2 F7	5 1 2 0 0 0 1												
Enrique Wilson, S (1, 6) OBP: 0.405, SLG: 0.472	3-1 F7			0-1 G5-3	2-1 1B		2-0 1B		0-0 G4-3	5 1 2 2 0 0 0												
David Justice, L (1, 10) OBP: 0.379, SLG: 0.491	3-2 G3-1			2-0 F7	3-1 G3-1		3-3 K		0-1 HR	5 1 1 1 0 1 4												
Manny Ramirez, R (1, 9) OBP: 0.384, SLG: 0.567		2-3 K		2-2 P3		2-2 G6-3	2-2 1B		1-2 F8	5 0 1 2 0 1 0												
Jim Thome, L (1, 3) OBP: 0.351, SLG: 0.558		1-1 HR			0-0 2B	0-0 L7	1-3 1B			4 2 3 1 0 0 0												
Richie Sexson, R (1, 7) OBP: 0.325, SLG: 0.368		0-3 K			2-H PB G6-3 2B	0-1 G6-3	2-1 P4			4 1 1 1 0 1 2												
Travis Fryman, R (1, 5) OBP: 0.359, SLG: 0.474		2-1 G4-3			3-0 G6-3		1-0 HR	1-3 K		4 1 1 2 0 1 0												
Sandy Alomar Jr., R (1, 2) OBP: 0.333, SLG: 0.316			1-1 E5 FC3-6		0-0 G6-3		2-0 F5	1-1 P4		4 0 0 0 0 0 0												
Jolbert Cabrera, R (1, 8) OBP: 0.333, SLG: 0.351			0-2 FC3-6 G3-6-3		2-2 1B		0-0 1B	0-1 CS		4 2 3 0 0 0 1												
Inning Stats	R: 0 E: 0 K: 0 S: 9	H: 0 LOB: 0 BB: 0 P: 16	R: 1 E: 0 K: 2 S: 10	H: 1 LOB: 0 BB: 0 P: 15	R: 0 E: 1 K: 0 S: 6	H: 0 LOB: 0 BB: 0 P: 9	R: 0 E: 0 K: 0 S: 6	H: 0 LOB: 0 BB: 0 P: 10	R: 3 E: 0 K: 0 S: 16	H: 5 LOB: 2 BB: 0 P: 28	R: 0 E: 0 K: 0 S: 6	H: 0 LOB: 0 BB: 0 P: 8	R: 4 E: 0 K: 1 S: 16	H: 6 LOB: 2 BB: 0 P: 29	R: 0 E: 0 K: 1 S: 9	H: 1 LOB: 0 BB: 0 P: 11	R: 1 E: 0 K: 0 S: 11	H: 1 LOB: 0 BB: 0 P: 13	1B: 9 2B: 2 3B: 0 HR: 3	SF: 0 SAC: 0 DP: 1 HBP: 0	WP: 0 PB: 1 SB: 2 CS: 1	PA: 41
PITCHER	IP WLS BF H R ER SO BB IBB HBP BLK WP HR S P ERA WHIP																					
Sean Bergman, R (1, 1) ERA: 7.3	6.1		29	10	8	8	2	0	0	0	0	0	2	60	99	11.37	1.579					
Hector Carrasco, R (7, 1) ERA: 2.18	0.1		2	1	0	0	1	0	0	0	0	0	0	6	11	0.00	3.000					
Travis Miller, L (7, 1) ERA: 7.36	0.1		2	1	0	0	0	0	0	0	0	0	0	3	5	0.00	3.000					
Bob Wells, R (8, 1) ERA: 4.35	1.0		3	1	0	0	1	0	0	0	0	0	0	9	11	0.00	1.000					
Eddie Guardado, L (9, 1) ERA: 6.75	1.0	W	4	1	1	1	0	0	0	0	0	0	1	11	13	9.00	1.000					

Cleveland Indians @ Minnesota Twins
Hubert H. Humphrey Metrodome, Minneapolis, MN

Wed May 10 2000, 8:05 PM EDT
Att. 9,505 - Dome - 72 F

livebaseballscorecards.com

AB	40
R	9
H	14
RBI	9
BB	0
SO	4
LOB	8



Batter	1	2	3	4	5	6	7	8	9	AB	R	H	RBI	BB	SO	LOB
Cristian Guzman, S (1, 6) OBP: 0.359, SLG: 0.463	1-0 F8		2-1 G3-1		0-3 K		0-2 G6-3	1-0 S		5	0	1	1	0	1	2
Denny Hocking, S (1, 4) OBP: 0.321, SLG: 0.412	2-1 G3-1			1-3 K	1-3 K		4-0 S 1B G5-3 BB	2-1 S		5	1	0	0	1	2	1
Matt Lawton, L (1, 9) OBP: 0.440, SLG: 0.540	3-0 G6-3			2-2 G1-3 1B 2B		0-0 G3	1-1 S 1B 1B		0-0 G3	5	3	3	1	0	0	0
Ron Coomer, R (1, 3) OBP: 0.326, SLG: 0.484		2-3 K		0-0 G1-3		2-2 L3	3-1 G5-3		1-0 1B 2B	5	0	1	2	0	1	2
Jay Canizaro, R (9, PR) OBP: 0.250, SLG: 0.222				2-3			1-2 2-H			0	1	0	0	0	0	0
Corey Koskie, L (1, 5) OBP: 0.345, SLG: 0.398		2-2 G3-1		4-2 BB 1B BB		3-3 K	4-0 1B 1BB		1-1 HR 1B	2	0	0	0	1	1	0
Butch Huskey, R (7, PH) OBP: 0.337, SLG: 0.330									2-H HR 1B	1	0	0	0	1	0	1
David Ortiz, L (1, 10) OBP: 0.375, SLG: 0.364		1-3 K		0-1 BB 1B					0-0 F9	3	1	2	1	0	1	0
Matthew LeCroy, R (7, PH) OBP: 0.244, SLG: 0.353				1-2 3-H						0	0	0	0	0	0	0
Midre Cummings, L (7, PH) OBP: 0.356, SLG: 0.465										2	1	2	3	0	0	0
Marcus Jensen, S (1, 2) OBP: 0.271, SLG: 0.426			0-0 G3	4-2 1B BB					2-0 HR	3	1	1	2	1	0	2
Jacque Jones, L (1, 7) OBP: 0.365, SLG: 0.556			0-2 G1-3	1-1 F8					0-0 1B G6-3 2B	4	1	1	0	0	0	3
Torii Hunter, R (1, 8) OBP: 0.293, SLG: 0.370			1-2 1B		1-0 G1-3				1-2 1B G6-3 1B	4	1	2	0	0	0	0

Inning Stats	R: 0	H: 0	E: 0	K: 0	S: 4	H: 0	LOB: 0	BB: 0	P: 10	R: 0	H: 1	E: 0	K: 2	S: 9	H: 0	LOB: 0	BB: 0	P: 14	R: 0	H: 2	E: 0	K: 1	S: 19	R: 0	H: 0	E: 0	K: 2	S: 7	R: 0	H: 0	E: 0	K: 1	S: 8	R: 6	H: 6	E: 0	K: 0	S: 19	R: 0	H: 1	E: 1	K: 0	S: 7	R: 3	H: 3	E: 0	K: 0	S: 6	1B: 8	2B: 3	3B: 0	HR: 2	SF: 0	SAC: 0	DP: 0	HBP: 0	WP: 0	PA: 43
--------------	------	------	------	------	------	------	--------	-------	-------	------	------	------	------	------	------	--------	-------	-------	------	------	------	------	-------	------	------	------	------	------	------	------	------	------	------	------	------	------	------	-------	------	------	------	------	------	------	------	------	------	------	-------	-------	-------	-------	-------	--------	-------	--------	-------	--------

PITCHER	IP	WLS	BF	H	R	ER	SO	BB	IBB	HBP	BLK	WP	HR	S	P	ERA	WHIP
Charles Nagy, R (1, 1) ERA: 7.19	6.0		27	7	5	5	6	2	0	0	0	0	1	65	97	7.50	1.500
Tom Martin, L (7, 1) ERA: 4.5	0.1		3	1	0	0	0	1	0	0	0	0	0	5	10	0.00	6.000
Sean DePaula, R (7, 1) ERA: 5.0	0.1	H	1	0	1	1	0	0	0	0	0	0	0	3	5	27.00	0.000
Ricardo Rincon, L (7, 1) ERA:	0.0		1	0	0	0	0	0	1	0	0	0	0	0	4	∞	∞
Paul Shuey, R (7, 1) ERA: 2.65	1.1	H	6	2	1	1	0	0	0	0	0	0	0	12	20	6.75	1.500

BOTTOM

Cleveland Indians @ Minnesota Twins
 Hubert H. Humphrey Metrodome, Minneapolis, MN

Wed May 10 2000, 8:05 PM EDT
 Att. 9,505 - Dome - 72 F

livebaseballscorecards.com

AB	39
R	10
H	13
RBI	10
BB	4
SO	6
LOB	11



Batter	1	2	3	4	5	6	7	8	9	AB R H RBI BB SO LOB	TOP	
Johnny Damon, L (1, 7) <small>OBP: 0.333, SLG: 0.450</small> Dave McCarty, R (7, 7) <small>OBP: 0.324, SLG: 0.486</small>	1-1 1B		0-1 G3-1		0-0 G1-3			3-3 K		3 0 1 0 0 0 1 1 0 0 0 0 1 0	Kansas City Royals @ Cleveland Indians Jacobs Field, Cleveland, OH Thu May 11 2000, 7:05 PM EDT Att. 41,905 - Cloudy - 63 F	
Carlos Febles, R (1, 4) <small>OBP: 0.365, SLG: 0.328</small> Luis Ordaz, R (7, 4) <small>OBP: 0.167, SLG: 0.182</small>	1-2 F2		3-2 P6			1-3 K		1-2 1B		3 0 0 0 0 1 1 1 0 1 0 0 0 0		
29 Mike Sweeney, R (1, 3) <small>OBP: 0.396, SLG: 0.624</small>	2-1 1B			2-0 FC5-4 1B		4-2 G6-4-3 BB		2-2 G1-3		3 0 2 0 1 0 1		
Jermaine Dye, R (1, 9) <small>OBP: 0.438, SLG: 0.767</small> Scott Pose, L (7, 9) <small>OBP: 0.222, SLG: 0.125</small>	0-3 K		0-1 P4		0-0 G6-4-3 1-2f			1-0 F7		3 0 0 0 0 1 4 1 0 0 0 0 0 0		
Carlos Beltrán, S (1, 8) <small>OBP: 0.286, SLG: 0.322</small>	2-0 F9		1-0 F7		1-0 F7		3-2 G1-3	0-0 L8		4 0 0 0 0 0 3		
Joe Randa, R (1, 5) <small>OBP: 0.416, SLG: 0.528</small> Jeff Reboulet, R (7, PH) <small>OBP: 0.526, SLG: 0.500</small> (7, 5)		1-2 P4		0-0 FC5-4 1-2f		2-1 P5		0-3 K		2 0 0 0 0 0 1 2 0 0 0 0 1 0		
Mark Quinn, R (1, 10) <small>OBP: 0.328, SLG: 0.504</small>		2-3 K			2-1 G6-3		4-0 BB			2 0 0 0 1 1 0		
Jorge Fabregas, L (1, 2) <small>OBP: 0.313, SLG: 0.273</small>		1-1 F7			0-0 G6-3 1B		3-2 G3			3 0 1 0 0 0 1		
Rey Sanchez, R (1, 6) <small>OBP: 0.306, SLG: 0.390</small>			2-0 G4-3		0-0 G6-3 1-2			1-0 G6-3		3 0 0 0 0 0 1		
Inning Stats	R: 0 H: 2 E: 0 LOB: 2 K: 1 BB: 0 S: 12 P: 18	R: 0 H: 0 E: 0 LOB: 0 K: 1 BB: 0 S: 9 P: 13	R: 0 H: 0 E: 0 LOB: 0 K: 0 BB: 0 S: 6 P: 11	R: 0 H: 1 E: 0 LOB: 1 K: 0 BB: 0 S: 5 P: 8	R: 0 H: 1 E: 0 LOB: 1 K: 0 BB: 0 S: 5 P: 7	R: 0 H: 0 E: 0 LOB: 0 K: 1 BB: 1 S: 9 P: 14	R: 0 H: 0 E: 0 LOB: 1 K: 0 BB: 1 S: 9 P: 21	R: 0 H: 1 E: 0 LOB: 1 K: 1 BB: 0 S: 10 P: 17	R: 0 H: 0 E: 0 LOB: 0 K: 1 BB: 0 S: 5 P: 6	1B: 5 SF: 0 2B: 0 SAC: 0 3B: 0 DP: 1 HR: 0 HBP: 0	WP: 1 PA: 33 PB: 0 SB: 0 CS: 0	
PITCHER Jaret Wright, R (1, 1) <small>ERA: 3.15</small> Steve Reed, R (8, 1) <small>ERA: 8.44</small>	IP WLS BF H R ER SO BB IBB HBP BLK WP HR S P ERA WHIP 7.2 W 28 4 0 0 4 2 0 0 0 1 0 59 100 0.00 0.783											PITCHER IP WLS BF H R ER SO BB IBB HBP BLK WP HR S P ERA WHIP 1.1 5 1 0 0 1 0 0 0 0 0 0 11 15 0.00 0.750

AB	31
R	0
H	5
RBI	0
BB	2
SO	5
LOB	13



Batter	1	2	3	4	5	6	7	8	9
Roberto Alomar, S OBP: 0.329, SLG: 0.417 Mark Whiten, S OBP: 0.500, SLG: 0.429	2-1 1B HR 1B 1B	3-1 1B E 1B 3-H	1-2 G4-3		1-1 G6-4-3 1-2f 2-3	4-0 1B BB		0-0 FC1-6 1-2f 2-3	
Omar Vizquel, S OBP: 0.364, SLG: 0.382	0-1 1B HR 1B 1-2	0-0 1B E 1B 1-2 2-3	2-1 F8		2-1 F2	2-2 1B 1-3 2-H 3-H		1-1 F7-2 3-H	
David Justice, L OBP: 0.388, SLG: 0.523	2-0 1B HR 1B 1-2 2-3	0-3 K		1-1 HR					
Manny Ramirez, R OBP: 0.393, SLG: 0.615 Alex Ramirez, R OBP: 0.263, SLG: 0.278	0-1 HR 1-H 2-H 3-H	4-1 1B BB 1-3 2-H 3-H		0-3 K		3-1 HR 1-H		1-2 G5-3	
Jim Thome, L OBP: 0.360, SLG: 0.593	2-1 G4-3	0-0 1B 1-2 3-H		0-0 HR		2-2 G3		2-1 2B	
Richie Sexson, R OBP: 0.320, SLG: 0.360	1-3 K	0-2 FC6-4 1B 1-2 2-H		2-3 K		2-3 K		0-2 G2-3	
Travis Fryman, R OBP: 0.353, SLG: 0.458	1-1 G1-3	1-3 K		2-1 G5-3		4-1 1B BB		1-0 G6-3	
Sandy Alomar Jr., R OBP: 0.383, SLG: 0.395						0-0 G6-4-3 1B		2-1 BB 1B 1-2 1B	
Jolbert Cabrera, R OBP: 0.386, SLG: 0.405		0-0 1B E 1B 2-3		0-1 F9		1-1 G6-4-3 1B		0-0 FC1-6 1-2 1B	

Inning Stats	R: 4 E: 0 K: 15 S: 15	H: 4 LOB: 0 BB: 23	R: 5 E: 1 K: 21 S: 21	H: 6 LOB: 2 BB: 1 P: 31	R: 0 E: 0 K: 0 S: 7	H: 0 LOB: 0 BB: 0 P: 10	R: 2 E: 0 K: 2 S: 12	H: 2 LOB: 0 BB: 0 P: 17	R: 0 E: 0 K: 0 S: 7	H: 2 LOB: 1 BB: 0 P: 11	R: 5 E: 0 K: 1 S: 21	H: 5 LOB: 2 BB: 2 P: 42	R: 0 E: 0 K: 0 S: 9	H: 1 LOB: 1 BB: 0 P: 13	R: 0 E: 0 K: 0 S: 9	H: 2 LOB: 1 BB: 0 P: 13
--------------	--------------------------------	--------------------------	--------------------------------	----------------------------------	------------------------------	----------------------------------	-------------------------------	----------------------------------	------------------------------	----------------------------------	-------------------------------	----------------------------------	------------------------------	----------------------------------	------------------------------	----------------------------------

PITCHER	IP	WLS	BF	H	R	ER	SO	BB	IBB	HBP	BLK	WP	HR	S	P	ERA	WHIP
Chad Durbin, R ERA: 7.78	1.1	L	14	9	9	9	2	1	0	0	0	0	1	27	42	60.75	7.500
Jason Rakers, R ERA: 12.38	3.2		15	5	2	2	3	0	0	0	0	0	2	35	50	4.91	1.364
Dan Reichert, R ERA: 5.57	0.2		9	5	5	5	1	2	0	0	0	0	1	20	41	67.50	10.500
Jay Witasick, R ERA: 9.12	1.1		5	1	0	0	0	0	0	0	0	0	0	10	14	0.00	0.750
Ricky Bottalico, R ERA: 8.03	1.0		4	2	0	0	0	0	0	0	0	0	0	9	13	0.00	2.000

AB R H RBI BB SO LOB

4	2	2	1	1	0	2
1	0	0	0	0	0	2
6	2	3	2	0	0	3
5	3	3	1	0	1	5
3	3	2	6	1	1	0
1	0	0	0	0	0	0
5	1	3	2	0	0	0
5	0	1	1	0	3	1
4	1	0	0	1	1	3
5	2	4	0	0	0	2
5	2	4	1	0	0	0

AB	44
R	16
H	22
RBI	14
BB	3
SO	6
LOB	18



WP	PA	ERA	WHIP
0	47		
0			
0			
0			

Kansas City Royals @ Cleveland Indians
 Jacobs Field, Cleveland, OH
 Thu May 11 2000, 7:05 PM EDT
 Att: 41,905 - Cloudy - 63 F

Batter	1	2	3	4	5	6	7	8	9	AB R H RBI BB SO LOB	TOP											
Johnny Damon, L (1, 7) OBP: 0.322, SLG: 0.434	2-1 G6-3		1-2 G5-3		2-3 K		1-0 FC3-6 29 S WP		2-1 F8	5 0 0 1 0 1 3												
Carlos Febles, R (1, 4) OBP: 0.362, SLG: 0.321	0-3 K			1-1 G6-3	0-1 FC6-4		4-0 29 S 1-2 BB			3 0 0 0 1 1 2												
29 Mike Sweeney, R (1, 3) OBP: 0.392, SLG: 0.610	1-1 HBP			1-3 K		0-0 B1-3	1-0 G6-3			3 0 0 0 0 1 2												
Jermaine Dye, R (1, 9) OBP: 0.433, SLG: 0.750	1-3 K			1-3 K		4-2 BB		0-1 G5-3		3 0 0 0 1 2 1												
Carlos Beltrán, S (1, 8) OBP: 0.285, SLG: 0.315						4-1 1B BB	0-1 F8		1-3 K	3 1 0 0 1 2 1												
Joe Randa, R (1, 5) OBP: 0.418, SLG: 0.524						0-0 1B 1B	2-2 F7		2-1 HBP	3 1 1 0 0 1 1												
Mark Quinn, R (1, 10) OBP: 0.333, SLG: 0.512						2-1 FC6-4 1B 1B	1-0 1B FC3-6 2B		1-3 K	4 1 2 1 0 2 1												
Brian Johnson, R (1, 2) OBP: 0.236, SLG: 0.324						0-1 FC6-4 1B	2-1 FC3-6 1B		2-2 G6-3	4 0 2 1 0 0 0												
Rey Sanchez, R (1, 6) OBP: 0.296, SLG: 0.376						0-1 G4-3	0-0 F2		0-1 G5-3	4 0 0 0 0 1 4												
Inning Stats	R: 0 E: 0 K: 2 S: 10	H: 0 LOB: 1 BB: 0 P: 14	R: 0 E: 0 K: 3 S: 9	H: 0 LOB: 0 BB: 0 P: 15	R: 0 E: 0 K: 0 S: 7	H: 0 LOB: 0 BB: 0 P: 10	R: 0 E: 0 K: 2 S: 8	H: 0 LOB: 0 BB: 0 P: 11	R: 2 E: 0 K: 1 S: 12	H: 3 LOB: 2 BB: 1 P: 20	R: 0 E: 0 K: 0 S: 8	H: 0 LOB: 1 BB: 1 P: 14	R: 1 E: 0 K: 1 S: 9	H: 2 LOB: 2 BB: 1 P: 18	R: 0 E: 0 K: 2 S: 12	H: 0 LOB: 1 BB: 0 P: 16	R: 0 E: 0 K: 0 S: 7	H: 0 LOB: 0 BB: 0 P: 11	1B: 4 2B: 1 3B: 0 HR: 0	SF: 0 SAC: 0 DP: 0 HBP: 2	WP: 1 PB: 0 SB: 2 CS: 0	PA: 37
PITCHER	IP WLS BF H R ER SO BB IBB HBP BLK WP HR S P ERA WHIP																					
Bartolo Colon, R (1, 1) ERA: 4.43	6.0 W 24 3 2 2 8 2 0 1 0 0 0 54 84 3.00 0.833																					
Scott Kamieniecki, R (7, 1) ERA: 3.0	1.0 H 6 2 1 1 1 1 0 0 0 1 0 9 18 9.00 3.000																					
Paul Shuey, R (8, 1) ERA: 2.37	2.0 7 0 0 0 2 0 0 1 0 0 0 19 27 0.00 0.000																					

Kansas City Royals @ Cleveland Indians
 Jacobs Field, Cleveland, OH
 Fri May 12 2000, 7:05 PM EDT
 Att. 42,801 - Overcast - 85 F

livebaseballscorecards.com

AB	32
R	3
H	5
RBI	3
BB	3
SO	11
LOB	15



Batter	1	2	3	4	5	6	7	8	9
Kenny Lofton, L OBP: 0.352, SLG: 0.433 (1, 8)	2-1 G4-3 F8-2 1B		3-3 1-2		0-0 E4 1B		2-2 1-H 1B 2B		
Omar Vizquel, S OBP: 0.354, SLG: 0.370 (1, 6)	2-0 G4-3 1-3		1-1 G5-3		2-0 G3-1		2-2 G3		
Roberto Alomar, S OBP: 0.333, SLG: 0.415 (1, 4)	3-2 F8-2 3-H			1-1 G6-3		4-2 WP 2B BB	1-1 1B		
Manny Ramirez, R OBP: 0.390, SLG: 0.627 (1, 9)		3-3 K		0-0 HR		2-2 F9	1-3 K		
Jim Thome, L OBP: 0.350, SLG: 0.574 (1, 3)		2-3 K		3-3 K		1-1 P5		3-2 G3-1	
David Justice, L OBP: 0.391, SLG: 0.544 (1, 10)		2-0 HR		1-2 F3		4-0 2B IBB		0-0 F8	
Travis Fryman, R OBP: 0.358, SLG: 0.476 (1, 5)		2-1 F9			2-1 F9 E 2B	1-0 1-H 2-H 1B 2B		0-1 G1-3	
Richie Sexson, R OBP: 0.320, SLG: 0.360 (1, 7)			2-2 G5-3		2-3 K	1-2 1B			
Einar Diaz, R OBP: 0.373, SLG: 0.436 (1, 2)			4-0 S BB		0-1 F9		1-1 2B HBP		

Inning Stats	R: 0	H: 1	E: 0	LOB: 0	K: 0	BB: 0	S: 6	P: 13	R: 1	H: 1	E: 0	LOB: 0	K: 2	BB: 0	S: 10	P: 19	R: 0	H: 0	E: 0	LOB: 1	K: 1	BB: 1	S: 9	P: 19	R: 1	H: 1	E: 0	LOB: 0	K: 1	BB: 0	S: 9	P: 14	R: 1	H: 2	E: 1	LOB: 1	K: 1	BB: 0	S: 9	P: 15	R: 2	H: 2	E: 0	LOB: 2	K: 0	BB: 2	S: 11	P: 24	R: 2	H: 2	E: 0	LOB: 0	K: 1	BB: 0	S: 13	P: 20	R: 0	H: 0	E: 0	LOB: 0	K: 0	BB: 0	S: 8	P: 11
--------------	------	------	------	--------	------	-------	------	-------	------	------	------	--------	------	-------	-------	-------	------	------	------	--------	------	-------	------	-------	------	------	------	--------	------	-------	------	-------	------	------	------	--------	------	-------	------	-------	------	------	------	--------	------	-------	-------	-------	------	------	------	--------	------	-------	-------	-------	------	------	------	--------	------	-------	------	-------

PITCHER	IP	WLS	BF	H	R	ER	SO	BB	IBB	HBP	BLK	WP	HR	S	P	ERA	WHIP
Miguel Batista, R ERA: 9.59 (1, 1)	6.0	L	26	7	5	5	5	2	1	0	0	1	2	54	104	7.50	1.500
Jose Santiago, R ERA: 2.19 (7, 1)	2.0		8	2	2	2	1	0	0	1	0	0	0	21	31	9.00	1.000

BOTTOM

Kansas City Royals @ Cleveland Indians
Jacobs Field, Cleveland, OH

Fri May 12 2000, 7:05 PM EDT
Att. 42,801 - Overcast - 85 F

AB	R	H	RBI	BB	SO	LOB
4	1	3	2	0	1	1
4	0	0	0	0	0	4
3	1	1	1	1	0	1
4	1	1	1	0	2	1
4	0	0	0	0	2	1
3	2	1	1	1	0	0
4	1	2	2	0	0	0
3	0	1	0	0	1	1
1	1	0	0	1	0	1

AB	30
R	7
H	9
RBI	7
BB	3
SO	6
LOB	10

WP: 1 PA: 34
PB: 0
SB: 2
CS: 0



PITCHER	IP	WLS	BF	H	R	ER	SO	BB	IBB	HBP	BLK	WP	HR	S	P	ERA	WHIP
---------	----	-----	----	---	---	----	----	----	-----	-----	-----	----	----	---	---	-----	------

Batter	1	2	3	4	5	6	7	8	9	10	11	12	AB	R	H	RBI	BB	SO	LOB	TOP								
Johnny Damon, L (1, 7) OBP: 0.323, SLG: 0.421	0-2 F7		0-0 G4-3		0-1 P6		4-1 29 SF9 SH5-3 BB		0-1 G3-1			4-2 SH1-4 BLK 2B BB	4	1	0	0	2	0	1									
Carlos Febles, R (1, 4) OBP: 0.372, SLG: 0.341	2-2 29 2B		1-1 29 WP 29 S 1B		0-1 BB 1B		1-0 SH5-3		1-0 G5-3			0-1 SH1-4	4	3	3	0	0	0	0									
29 Mike Sweeney, R (1, 3) OBP: 0.392, SLG: 0.612 Dave McCarty, R (9, 3) OBP: 0.342, SLG: 0.528	3-2 2H 2B		4-1 1B BB		2-1 F8		0-0 SF9		1-2 F7			0-0 2B	3	0	1	2	1	0	2									
Jermaine Dye, R (1, 9) OBP: 0.429, SLG: 0.730	0-3 K		2-2 1B		4-1 2B BB		0-0 G6-3				0-1 G5-3	0-0 G5-3	5	0	1	1	1	1	3									
Joe Randa, R (1, 5) OBP: 0.415, SLG: 0.519	3-3 K		2-3 K		0-2 2B		4-2 FC6-4 BB				1-3 K	0-0 P1	5	0	1	2	1	3	4									
Mark Quinn, R (1, 10)		2-2 G6-3		3-3 K		2-3 K		1-3 K			1-3 K		5	0	0	0	0	4	1									
Carlos Beltrán, S (1, 8) OBP: 0.275, SLG: 0.302		0-0 F7		1-3 K		0-3 K		1-2 FC6-4 1B			2-3 K		5	0	0	0	0	3	1									
Jorge Fabregas, L (1, 2) OBP: 0.302, SLG: 0.265		1-1 G4-3		3-3 K		2-3 K		0-0 S 1B			1-0 F7		5	0	1	0	0	2	0									
Rey Sanchez, R (1, 6) OBP: 0.300, SLG: 0.372			0-1 F8		4-2 BB 1B 2B BB		1-0 SH5-3 29 SF9 BB 1B		2-2 L3		2-3 K		4	2	1	0	1	1	2									
Inning Stats	R: 1 E: 0 K: 2 S: 16	H: 2 LOB: 1 BB: 0 P: 24	R: 0 E: 0 K: 0 S: 6	H: 0 LOB: 0 BB: 0 P: 9	R: 1 E: 0 K: 1 S: 17	H: 2 LOB: 2 BB: 1 P: 26	R: 0 E: 0 K: 3 S: 10	H: 0 LOB: 0 BB: 0 P: 17	R: 2 E: 0 K: 0 S: 12	H: 2 LOB: 2 BB: 2 P: 22	R: 0 E: 0 K: 3 S: 9	H: 0 LOB: 0 BB: 0 P: 13	R: 1 E: 0 K: 0 S: 5	H: 1 LOB: 1 BB: 1 P: 11	R: 0 E: 0 K: 1 S: 15	H: 1 LOB: 2 BB: 1 P: 23	R: 0 E: 0 K: 0 S: 8	H: 0 LOB: 0 BB: 0 P: 10	R: 0 E: 0 K: 2 S: 9	H: 0 LOB: 0 BB: 0 P: 11	R: 0 E: 0 K: 2 S: 7	H: 0 LOB: 0 BB: 0 P: 12	R: 1 E: 0 K: 0 S: 9	H: 1 LOB: 1 BB: 1 P: 13	1B: 5 2B: 4 3B: 0 HR: 0	SF: 1 SAC: 2 DP: 0 HBP: 0	WP: 1 PB: 0 SB: 2 CS: 0	PA: 50
PITCHER	IP	WLS	BF	H	R	ER	SO	BB	IBB	HBP	BLK	WP	HR	S	P	ERA	WHIP											
Dave Burba, R (1, 1) ERA: 5.1	7.0		31	7	5	5	9	4	0	0	0	1	0	75	122	6.43	1.571											
Sean DePaula, R (8, 1) ERA: 4.09	2.0		8	1	0	0	1	1	0	0	0	0	0	23	33	0.00	1.000											
Steve Karsay, R (10, 1) ERA: 3.12	2.0		6	0	0	0	4	0	0	0	0	0	0	16	23	0.00	0.000											
Steve Reed, R (12, 1) ERA: 8.49	1.0	W	5	1	1	1	0	1	0	0	1	0	0	9	13	9.00	2.000											

Kansas City Royals @ Cleveland Indians
 Jacobs Field, Cleveland, OH
 Sat May 13 2000, 1:05 PM EDT
 Att. 40,689 - Cloudy - 64 F

livebaseballscorecards.com

AB	41
R	6
H	9
RBI	6
BB	6
SO	14
LOB	14



Batter	1	2	3	4	5	6	7	8	9	10	11	12	AB R H RBI BB SO LOB
Kenny Lofton, L OBP: 0.364, SLG: 0.422 (1, 8)	3-2 G5-3		1-3 K2-3		0-0 1B			1-3 K	4-0 BB		4-2 CS		4 0 1 0 2 2 0
Omar Vizquel, S OBP: 0.359, SLG: 0.371 (1, 6)	0-0 E2		2-3 K		2-1 S			4-0 2B	3-2 G3		2-1 CS	1-2 L7	5 1 2 2 1 1 1
Roberto Alomar, S OBP: 0.327, SLG: 0.404 (1, 4)	2-2 L8			0-2 F8	3-3 K			0-0 G4-3	3-3 K			0-1 BB	6 1 1 0 0 2 5
Manny Ramirez, R OBP: 0.394, SLG: 0.626 (1, 9)	1-1 L5			3-3 K				0-0 2B		1-1 FC3-6		4-0 BB	5 2 2 1 1 2 1
Jim Thome, L OBP: 0.347, SLG: 0.571 (1, 10)		1-0 G4-3		3-2 G4-3				1-2 2B		0-0 FC3-6		4-1 BB	4 0 1 1 0 0 0
Jolbert Cabrera, R OBP: 0.378, SLG: 0.395 (8, PR)												1-2 BB	1 0 0 0 0 0 1
Enrique Wilson, S OBP: 0.421, SLG: 0.472 (12, PH)												1-2 BB	0 0 0 0 1 0 0
David Justice, L OBP: 0.396, SLG: 0.538 (1, 7)		3-2 G4-3			2-1 1B			4-1 BB		1-2 F7		2-2 1B	5 1 2 2 1 0 1
Travis Fryman, R OBP: 0.352, SLG: 0.465 (1, 5)		1-0 1B			1-3 K			1-0 L9		1-0 F8			5 0 1 0 0 2 4
Richie Sexson, R OBP: 0.323, SLG: 0.387 (1, 3)			1-3 K		0-0 1B			1-3 K	3-2 HR		2-2 G1-3		5 2 2 1 0 2 1
Sandy Alomar Jr., R OBP: 0.346, SLG: 0.354 (1, 2)			1-0 G6-3		2-2 F8			0-1 G5-3	0-3 K		0-2 G4-3		5 0 0 0 0 1 2

Inning Stats	R: 0	H: 1	E: 1	K: 0	S: 10	LOB: 1	BB: 0	P: 16	R: 0	H: 1	E: 0	K: 1	S: 8	LOB: 1	BB: 0	P: 14	R: 0	H: 0	E: 0	K: 2	S: 7	LOB: 0	BB: 0	P: 11	R: 0	H: 0	E: 0	K: 1	S: 9	LOB: 0	BB: 0	P: 15	R: 2	H: 4	E: 0	K: 2	S: 16	LOB: 2	BB: 0	P: 26	R: 0	H: 0	E: 0	K: 1	S: 10	LOB: 0	BB: 0	P: 15	R: 0	H: 0	E: 0	K: 1	S: 6	LOB: 0	BB: 0	P: 8	R: 2	H: 2	E: 0	K: 2	S: 13	LOB: 2	BB: 2	P: 25	R: 1	H: 1	E: 0	K: 2	S: 13	LOB: 1	BB: 1	P: 26	R: 0	H: 1	E: 0	K: 0	S: 7	LOB: 1	BB: 0	P: 10	R: 0	H: 0	E: 0	K: 0	S: 12	LOB: 0	BB: 1	P: 20	R: 2	H: 2	E: 0	K: 0	S: 9	LOB: 2	BB: 2	P: 20	1B: 9	SF: 0	2B: 2	SAC: 0	3B: 0	DP: 0	HR: 1	HBP: 0	WP: 0	PA: 52
--------------	------	------	------	------	-------	--------	-------	-------	------	------	------	------	------	--------	-------	-------	------	------	------	------	------	--------	-------	-------	------	------	------	------	------	--------	-------	-------	------	------	------	------	-------	--------	-------	-------	------	------	------	------	-------	--------	-------	-------	------	------	------	------	------	--------	-------	------	------	------	------	------	-------	--------	-------	-------	------	------	------	------	-------	--------	-------	-------	------	------	------	------	------	--------	-------	-------	------	------	------	------	-------	--------	-------	-------	------	------	------	------	------	--------	-------	-------	-------	-------	-------	--------	-------	-------	-------	--------	-------	--------

PITCHER	IP	WLS	BF	H	R	ER	SO	BB	IBB	HBP	BLK	WP	HR	S	P	ERA	WHIP
Jeff Suppan, R ERA: 5.2 (1, 1)	7.2		31	7	4	4	9	1	0	0	0	0	0	71	115	4.70	1.043
Jerry Spradlin, R ERA: 2.39 (8, 1)	0.1	H	3	1	0	0	1	1	0	0	0	0	0	8	15	0.00	6.000
Ricky Bottalico, R ERA: 7.04 (9, 1)	3.0	B	12	2	1	1	2	2	0	0	0	0	1	32	56	3.00	1.333
Dan Reichert, R ERA: 6.33 (12, 1)	0.1	L	4	1	2	2	0	2	0	0	0	0	0	6	15	54.00	9.000
Jose Santiago, R ERA: 2.19 (12, 1)	0.0	B	1	1	0	0	0	0	0	0	0	0	0	3	5	∞	∞

BOTTOM

Kansas City Royals @ Cleveland Indians
Jacobs Field, Cleveland, OH

Sat May 13 2000, 1:05 PM EDT
Att: 40,689 - Cloudy - 64 F

livebaseballscorecards.com

AB	45
R	7
H	12
RBI	7
BB	6
SO	12
LOB	16



Batter	1	2	3	4	5	6	7	8	9	AB R H RBI BB SO LOB	TOP											
Johnny Damon, L (1, 7) OBP: 0.325, SLG: 0.413	2-1 L6		0-1 G3		4-2 BB		4-2 FC5-4 BB		1-3 K	3 0 0 0 2 1 0												
Carlos Febles, R (1, 4) OBP: 0.373, SLG: 0.345	2-2 29 2B		0-0 E3 29 FC5-4		2-0 G4-3		2-1 FC5-4 29 WP 2B		4-2 29 1B FC3-6 BB	4 3 1 0 1 0 2												
29 Mike Sweeney, R (1, 3) OBP: 0.405, SLG: 0.632 Dave McCarty, R (9, 3) OBP: 0.342, SLG: 0.528	3-2 2B		1-0 FC5-4			0-0 FC5-4 1B	3-2 2B		0-1 FC3-6 1B	5 0 4 2 0 0 1 0 0 0 0 0 0 0												
Jermaine Dye, R (1, 9) OBP: 0.417, SLG: 0.705	1-3 K			0-2 G6-3		1-2 FC5-4 2B 1-2f G1-4-3	0-1 G6-3		2-2 FC3-6	5 1 0 1 0 1 4												
Joe Randa, R (1, 5) OBP: 0.414, SLG: 0.544	0-1 G3			2-3 K		2-1 G1-4-3 2B		1-0 HR	0-0 F8	5 1 2 1 0 1 2												
Mark Quinn, R (1, 10) OBP: 0.326, SLG: 0.484		4-2 K2 BB		4-2 FC5-4 BB		0-0 G1-4-3		2-0 L5		2 0 0 1 2 0 1												
Carlos Beltrán, S (1, 8) OBP: 0.281, SLG: 0.298		3-3 K2		1-1 FC5-4		4-0 BB		4-1 G6-3 S BB		2 0 0 0 2 1 2												
Brian Johnson, R (1, 2) OBP: 0.237, SLG: 0.319		2-3 K			0-0 G6-4-3 1B	1-3 K		2-1 G6-3		4 0 1 0 0 2 3												
Rey Sanchez, R (1, 6) OBP: 0.290, SLG: 0.359			3-3 K		0-0 G6-4-3		1-0 G1-4-3	1-3 K2-3		4 0 0 0 0 2 2												
Inning Stats	R: 1 E: 0 K: 1 S: 14	H: 2 LOB: 1 BB: 0 P: 22	R: 0 E: 0 K: 2 S: 11	H: 0 LOB: 0 BB: 1 P: 20	R: 0 E: 1 K: 1 S: 8	H: 0 LOB: 1 BB: 0 P: 12	R: 0 E: 0 K: 1 S: 12	H: 0 LOB: 1 BB: 1 P: 19	R: 0 E: 0 K: 0 S: 5	H: 1 LOB: 1 BB: 1 P: 11	R: 1 E: 0 K: 1 S: 10	H: 2 LOB: 2 BB: 1 P: 18	R: 1 E: 0 K: 0 S: 15	H: 1 LOB: 1 BB: 1 P: 24	R: 1 E: 0 K: 1 S: 8	H: 1 LOB: 1 BB: 1 P: 18	R: 1 E: 0 K: 1 S: 11	H: 1 LOB: 1 BB: 1 P: 18	1B: 3 2B: 5 3B: 0 HR: 1	SF: 0 SAC: 0 DP: 2 HBP: 0	WP: 1 PB: 0 SB: 1 CS: 0	PA: 41
PITCHER	IP WLS BF H R ER SO BB IBB HBP BLK WP HR S P ERA WHIP																					
Chuck Finley, L (1, 1) ERA: 3.98	7.0 L 31 6 3 3 6 5 0 0 0 1 0 75 126 3.86 1.571																					
Scott Kamieniecki, R (8, 1) ERA: 3.38	1.0 5 1 1 1 1 1 0 0 0 0 1 8 18 9.00 2.000																					
Ricardo Rincon, L (9, 1) ERA: 1.0	1.0 5 1 1 1 1 1 0 0 0 0 0 11 18 9.00 2.000																					

Kansas City Royals @ Cleveland Indians
 Jacobs Field, Cleveland, OH
 Sun May 14 2000, 1:05 PM EDT
 Att. 40,530 - Sunny - 54 F

livebaseballscorecards.com

AB	34
R	5
H	8
RBI	5
BB	7
SO	8
LOB	17



Batter	1	2	3	4	5	6	7	8	9	AB	R	H	RBI	BB	SO	LOB
Kenny Lofton, L OBP: 0.358, SLG: 0.412 (1, 8)	1-0 S E 1B		1-2 G6-3		2-2 G3			1-0 F7		4	1	1	0	0	0	0
Omar Vizquel, S OBP: 0.350, SLG: 0.360 (1, 6)	0-2 F8 1-2		1-3 K			3-2 L3		1-3 K		4	0	0	0	0	2	1
Roberto Alomar, S OBP: 0.325, SLG: 0.400 (1, 4)	1-1 E3 2-H 1B		0-1 F8			1-0 B3		2-2 G1-3		4	0	1	0	0	0	0
Manny Ramirez, R OBP: 0.384, SLG: 0.608 (1, 9)	2-3 K			0-3 K		2-2 G5-3			3-3 K	4	0	0	0	0	3	1
Jim Thome, L OBP: 0.358, SLG: 0.574 (1, 3)	4-1 BB			3-2 S 1B			3-1 G3		1-1 HR 1B	3	1	2	0	1	0	0
David Justice, L OBP: 0.392, SLG: 0.553 (1, 10)	1-0 G6-3			3-3 K 1-2			0-1 G6-3		0-1 HR 1-H	4	1	1	2	0	1	3
Travis Fryman, R OBP: 0.349, SLG: 0.459 (1, 5)		1-3 K		1-3 K			3-2 1B		3-3 K	4	0	1	0	0	3	1
Richie Sexson, R OBP: 0.313, SLG: 0.374 (1, 7)		1-1 F7			1-1 G5-3		1-0 F8		3-3 K	4	0	0	0	0	1	1
Einar Diaz, R OBP: 0.372, SLG: 0.469 (1, 2)		0-1 P6			0-1 G5-3			1-1 HR		3	1	1	1	0	0	0

Inning Stats	R: 1	H: 2	E: 1	LOB: 2	K: 1	S: 11	R: 0	H: 0	E: 0	LOB: 0	K: 1	S: 7	R: 0	H: 0	E: 0	LOB: 0	K: 1	S: 8	R: 0	H: 1	E: 0	LOB: 1	K: 3	S: 14	R: 0	H: 0	E: 0	LOB: 0	K: 0	S: 7	R: 0	H: 0	E: 0	LOB: 0	K: 0	S: 10	R: 0	H: 1	E: 0	LOB: 1	K: 0	S: 8	R: 1	H: 1	E: 0	LOB: 0	K: 1	S: 11	R: 2	H: 2	E: 0	LOB: 0	K: 3	S: 16	1B: 5	SF: 0	2B: 0	SAC: 0	3B: 0	DP: 0	HR: 2	HBP: 0	WP: 0	PA: 35
--------------	------	------	------	--------	------	-------	------	------	------	--------	------	------	------	------	------	--------	------	------	------	------	------	--------	------	-------	------	------	------	--------	------	------	------	------	------	--------	------	-------	------	------	------	--------	------	------	------	------	------	--------	------	-------	------	------	------	--------	------	-------	-------	-------	-------	--------	-------	-------	-------	--------	-------	--------

PITCHER	IP	WLS	BF	H	R	ER	SO	BB	IBB	HBP	BLK	WP	HR	S	P	ERA	WHIP
Mac Suzuki, R ERA: 3.86 (1, 1)	8.1	W	33	7	4	4	8	1	0	0	0	0	2	84	129	4.32	0.960
Jerry Spradlin, R ERA: 2.33 (9, 1)	0.2	S	2	0	0	0	2	0	0	0	0	0	0	8	14	0.00	0.000

BOTTOM

Kansas City Royals @ Cleveland Indians
Jacobs Field, Cleveland, OH
 Sun May 14 2000, 1:05 PM EDT
 Att: 40,530 - Sunny - 54 F

AB	34
R	4
H	7
RBI	3
BB	1
SO	10
LOB	7



WP	PA	ERA	WHIP
0	35		

Batter	1	2	3	4	5	6	7	8	9	AB	R	H	RBI	BB	SO	LOB	TOP					
Luis Polonia, L OBP: 0.333, SLG: 0.400 (1, 10)	3-2 HR		1-0 F9	2-2 FC6-4 1B		1-2 SF8		2-1 F7		4	1	2	2	0	0	0						
Brad Ausmus, R OBP: 0.368, SLG: 0.369 (1, 2)	0-0 F8		2-2 FC4 1B	2-2 FC6-4 1-2f		1-2 F9		1-1 G5-3		5	0	1	0	0	0	3						
Juan Encarnacion, R OBP: 0.361, SLG: 0.466 (1, 8)	0-1 F7		3-1 FC4 1-2f		0-1 P4	0-0 BB 1B		0-0 HR 1B		5	1	2	0	0	0	1						
Juan Gonzalez, R OBP: 0.308, SLG: 0.471 (1, 9)	0-1 HR			1-0 FC6-4 1B	2-2 P4	4-1 BB 1B		3-1 HR		4	2	3	3	1	0	0						
Dean Palmer, R OBP: 0.339, SLG: 0.490 (1, 5)	0-1 G6-3			1-1 FC6-4 1-2f HR	2-2 3B	0-0 G5-3		1-0 1B		5	1	2	0	0	0	4						
Rich Becker, L OBP: 0.372, SLG: 0.365 (1, 7)		2-3 K		3-1 HR	3-3 K		1-0 2B	3-2 F8		5	1	2	2	0	2	2						
Gregg Jefferies, S OBP: 0.339, SLG: 0.364 (1, 3)		3-2 F8		1-3 K G3 2B		2-2 HR	4-0 G6-4-3 BB	1-0 G3-1		4	2	1	1	1	1	0						
Jose Macias, S OBP: 0.381, SLG: 0.474 (1, 4)		3-1 G3-1		2-2 G3		4-2 1B SF8 BB	0-2 F8	2-1 F7		4	1	0	0	1	0	3						
Deivi Cruz, R OBP: 0.302, SLG: 0.420 (1, 6)			2-2 G6-3	2-0 1B 2B		2-1 BB 1B 1B	2-2 G6-4-3	2-3 K		5	0	2	1	0	1	2						
Inning Stats	R: 2 E: 0 K: 0 S: 10	H: 2 LOB: 0 BB: 0 P: 13	R: 0 E: 0 K: 1 S: 9	H: 0 LOB: 0 BB: 0 P: 17	R: 0 E: 0 K: 0 S: 9	H: 1 LOB: 1 BB: 0 P: 17	R: 3 E: 0 K: 1 S: 20	H: 4 LOB: 2 BB: 0 P: 34	R: 0 E: 0 K: 1 S: 12	H: 1 LOB: 1 BB: 0 P: 19	R: 2 E: 0 K: 0 S: 18	H: 3 LOB: 3 BB: 2 P: 32	R: 0 E: 0 K: 0 S: 7	H: 1 LOB: 1 BB: 1 P: 14	R: 2 E: 0 K: 0 S: 13	H: 3 LOB: 1 BB: 0 P: 23	R: 0 E: 0 K: 1 S: 6	H: 0 LOB: 0 BB: 0 P: 11	1B: 7 2B: 2 3B: 1 HR: 5	SF: 1 SAC: 0 DP: 1 HBP: 0	WP: 0 PB: 1 SB: 0 CS: 0	PA: 45
PITCHER Charles Nagy, R ERA: 7.19 (1, 1)	IP: 5.0 WLS: W BF: 24 H: 8 R: 5 ER: 4 SO: 3 BB: 0 IBB: 0 HBP: 0 BLK: 0 WP: 0 HR: 3 S: 60 P: 100 ERA: 7.20 WHIP: 1.600															PITCHER Steve Karsay, R ERA: 2.89 (8, 1)	IP: 1.1 WLS: S BF: 4 H: 0 R: 0 ER: 0 SO: 1 BB: 0 IBB: 0 HBP: 0 BLK: 0 WP: 0 HR: 0 S: 11 P: 19 ERA: 0.00 WHIP: 0.000					
Sean DePaula, R ERA: 5.4 (6, 1)	0.2 6 3 2 2 0 1 0 0 0 0 1 16 26 27.00 6.000																					
Steve Reed, R ERA: 8.25 (6, 1)	0.1 H 2 0 0 0 1 0 0 0 0 0 2 6 0.00 3.000																					
Ricardo Rincon, L ERA: 0.96 (7, 1)	0.1 H 3 1 0 0 1 0 0 0 0 0 4 9 0.00 6.000																					
Paul Shuey, R ERA: 3.1 (7, 1)	1.1 H 6 3 2 2 0 0 0 0 0 1 11 20 13.50 2.250																					

Detroit Tigers @ Cleveland Indians
 Jacobs Field, Cleveland, OH
 Tue May 16 2000, 7:05 PM EDT
 Att. 40,633 - Cloudy - 63 F

livebaseballscorecards.com

AB	41
R	9
H	15
RBI	9
BB	3
SO	4
LOB	15



Batter	1	2	3	4	5	6	7	8	9
Kenny Lofton, L OBP: 0.365, SLG: 0.408 Jolbert Cabrera, R OBP: 0.370, SLG: 0.386 (1, 8) (7, PH) (8, 8)	1-0 BB 1B 1B	4-2 3B BB	0-0 P5		0-0 FC1-6 3B		0-1 F9		
Omar Vizquel, S OBP: 0.358, SLG: 0.397 (1, 6)	3-2 BB 1-2 1B 1B	2-0 1-H 3B		2-2 G4-3	3-1 3-H 3B			1-3 K	
Roberto Alomar, S OBP: 0.327, SLG: 0.396 (1, 4)	4-2 1B 1-2 2-3 BB	1-3 K2-3		1-1 E7	1-1 G5-3			3-2 1B 1B	
Manny Ramirez, R OBP: 0.385, SLG: 0.599 (1, 9)	3-3 K	2-3 K		4-0 BB		1-1 G6-3		2-0 G1 1B 1-3 1B	
Jim Thome, L OBP: 0.366, SLG: 0.571 (1, 3)	2-1 1B 1-3 2-H 3-H 2-3 1B		4-2 BB HR BB	2-0 F8		1-3 K		2-2 G1 1B 1-2 3-H 1B	
David Justice, L OBP: 0.385, SLG: 0.535 (1, 7)	K		4-1 1-2 HR BB	1-2 G2-3		2-3 K		0-0 G1 1-2 2-3	
Travis Fryman, R OBP: 0.358, SLG: 0.493 (1, 5)	1-0 1-2 3-H 1B		3-1 1-H 2-H HR		2-1 1B FC1-6 2B		1-0 G3	3-3 K	
Richie Sexson, R OBP: 0.319, SLG: 0.378 (1, 10)	2-1 F5		1-1 G6-4-3 1B		1-1 FC1-6 1B		1-0 G5-3		
Sandy Alomar Jr., R OBP: 0.339, SLG: 0.404 (1, 2)		1-0 F8	2-2 G6-4-3		2-0 P4		3-1 HR		

Inning Stats	R: 3	H: 4	E: 0	K: 2	S: 21	LOB: 2	BB: 1	P: 39	R: 1	H: 1	E: 0	K: 2	S: 10	LOB: 1	BB: 1	P: 20	R: 3	H: 2	E: 0	K: 0	S: 14	LOB: 0	BB: 2	P: 28	R: 0	H: 0	E: 1	K: 0	S: 9	LOB: 2	BB: 1	P: 19	R: 2	H: 3	E: 0	K: 0	S: 10	LOB: 1	BB: 0	P: 19	R: 0	H: 0	E: 0	K: 2	S: 8	LOB: 0	BB: 0	P: 12	R: 1	H: 1	E: 0	K: 0	S: 6	LOB: 0	BB: 0	P: 11	R: 1	H: 3	E: 0	K: 2	S: 14	LOB: 2	BB: 0	P: 25
--------------	------	------	------	------	-------	--------	-------	-------	------	------	------	------	-------	--------	-------	-------	------	------	------	------	-------	--------	-------	-------	------	------	------	------	------	--------	-------	-------	------	------	------	------	-------	--------	-------	-------	------	------	------	------	------	--------	-------	-------	------	------	------	------	------	--------	-------	-------	------	------	------	------	-------	--------	-------	-------

PITCHER	IP	WLS	BF	H	R	ER	SO	BB	IBB	HBP	BLK	WP	HR	S	P	ERA	WHIP
Hideo Nomo, R ERA: 5.26 (1, 1)	2.0	L	16	6	7	7	4	4	0	0	0	0	1	36	75	31.50	5.000
Willie Blair, R ERA: 4.18 (3, 1)	4.2		20	5	3	3	2	1	0	0	0	0	1	40	71	5.79	1.286
Jim Poole, L ERA: 7.27 (7, 1)	0.2		3	1	1	1	1	0	0	0	0	0	0	8	12	13.50	1.500
Danny Patterson, R ERA: 3.0 (8, 1)	0.2		4	2	0	0	1	0	0	0	0	0	0	8	15	0.00	3.000

AB R H RBI BB SO LOB

3 3 1 1 1 0 1	1 0 0 0 0 0 0
5 1 3 2 0 1 0	
4 2 1 0 1 1 2	
4 0 1 0 1 2 4	
4 1 2 3 1 1 2	
4 1 0 0 1 2 6	
5 2 3 4 0 1 2	
4 0 2 0 0 0 2	
4 1 1 1 0 0 3	

AB	R	H	RBI	BB	SO	LOB
38	11	14	11	5	8	22



Detroit Tigers @ Cleveland Indians
Jacobs Field, Cleveland, OH
 Tue May 16 2000, 7:05 PM EDT
 Att. 40,633 - Cloudy - 63 F

livebaseballscorecards.com

WP	PA
0	43

Batter	1	2	3	4	5	6	7	8	9	AB R H RBI BB SO LOB	TOP	
Luis Polonia, L OBP: 0.323, SLG: 0.385 (1, 10) B X	1-0 L8		2-3 K		0-3 K		1-0 L6			4 0 0 0 0 2 4		
Brad Ausmus, R OBP: 0.358, SLG: 0.357 (1, 2) X	0-0 G4-3		2-3 K		0-3 K		3-3 K			4 0 0 0 0 3 4		
Juan Encarnacion, R OBP: 0.358, SLG: 0.457 (1, 8) C B F F B F F F S F F F	3-3 K			4-2 E S BB		1-0 G4-3		0-2 G4-3		3 0 0 0 1 1 0		
Juan Gonzalez, R OBP: 0.306, SLG: 0.488 (1, 9) B X	1-0 HR		3-3 K		1-2 F9		1-3 K			4 1 1 1 0 2 1		
Bobby Higginson, L OBP: 0.323, SLG: 0.402 (1, 7) B C C C	1-3 K		1-3 K		2-3 K		2-3 K		3-1 G3	4 0 0 0 0 3 1		
Dean Palmer, R OBP: 0.345, SLG: 0.485 (1, 5) B X	1-0 1B		2-3 K		4-0 1B WP 1B BB				0-1 G5-3	3 1 1 0 1 1 1		
Gregg Jefferies, S OBP: 0.336, SLG: 0.359 (1, 3) F X	0-1 F8				1-1 1B 1B		0-3 K		1-1 F8	4 0 1 0 0 1 2		
Jose Macias, S OBP: 0.360, SLG: 0.435 (1, 4) X B B T S	1-2 P5				0-0 L9		0-1 1B 1B		0-2 G3-1	4 0 1 0 0 0 2		
Deivi Cruz, R OBP: 0.310, SLG: 0.426 (1, 6) X B T S C	2-2 L4				1-1 1B		1-2 1B 3-H			3 0 2 1 0 0 0		
Inning Stats	R: 0 E: 0 K: 1 S: 8 H: 0 LOB: 0 BB: 0 P: 12	R: 1 E: 0 K: 1 S: 10 H: 2 LOB: 1 BB: 0 P: 14	R: 0 E: 0 K: 2 S: 10 H: 0 LOB: 0 BB: 0 P: 16	R: 0 E: 1 K: 3 S: 13 H: 0 LOB: 1 BB: 1 P: 23	R: 0 E: 0 K: 2 S: 11 H: 2 LOB: 2 BB: 0 P: 13	R: 0 E: 0 K: 1 S: 8 H: 0 LOB: 0 BB: 0 P: 12	R: 1 E: 0 K: 2 S: 14 H: 2 LOB: 2 BB: 1 P: 23	R: 0 E: 0 K: 1 S: 8 H: 0 LOB: 0 BB: 0 P: 12	R: 0 E: 0 K: 0 S: 7 H: 0 LOB: 0 BB: 0 P: 8	1B: 5 2B: 0 3B: 0 HR: 1 SF: 0 SAC: 0 DP: 0 HBP: 0	WP: 1 PB: 0 SB: 1 CS: 0 PA: 35	
PITCHER Bartolo Colon, R ERA: 3.95 Steve Reed, R ERA: 7.07	IP WLS BF H R ER SO BB IBB HBP BLK WP HR S P ERA WHIP	7.0 W 29 6 2 2 12 2 0 0 0 1 1 74 113 2.57 1.143	2.0 6 0 0 0 1 0 0 0 0 0 0 15 20 0.00 0.000									

Detroit Tigers @ Cleveland Indians
 Jacobs Field, Cleveland, OH
 Wed May 17 2000, 7:05 PM EDT
 Att. 40,652 - Cloudy - 73 F

livebaseballscorecards.com

AB	33
R	2
H	6
RBI	2
BB	2
SO	13
LOB	15



Batter	1	2	3	4	5	6	7	8	9
Roberto Alomar, S (1, 4) OBP: 0.335, SLG: 0.409	2-2 G4-6-3 1B		2-2 F9		0-1 2B 1B	1-0 1B 2B		2-2 L7	
Omar Vizquel, S (1, 6) OBP: 0.359, SLG: 0.397	2-2 G4-6-3 1-2f		0-1 G5-3		0-1 2B 1B	0-1 WP 1B		0-2 F7	
David Justice, L (1, 10) OBP: 0.386, SLG: 0.550	4-1 2B BB		1-2 HR		3-1 F8	1-0 F7		0-2 G4-3	
Manny Ramirez, R (1, 9) OBP: 0.393, SLG: 0.613	3-2 1-H 2B		2-2 P6		3-2 2B	4-0 1-2 IBB			
Travis Fryman, R (1, 5) OBP: 0.361, SLG: 0.514		2-1 HR		1-1 G6-4-3 1B	0-0 F9	2-0 F7			
Richie Sexson, R (1, 3) OBP: 0.324, SLG: 0.377		4-2 L1-3 BB		1-2 G6-4-3 1-2f		0-0 2B HR 1B	1-2 G5-3		
Alex Ramirez, R (1, 7) OBP: 0.304, SLG: 0.500		2-1 L1-3 1-2		0-0 HR		2-2 HR 2B	0-0 G5-3		
Sandy Alomar Jr., R (1, 2) OBP: 0.350, SLG: 0.500		1-0 3B		1-0 G6-3		0-1 HR	1-1 G5-3		
Jolbert Cabrera, R (1, 8) OBP: 0.360, SLG: 0.375		2-2 F9			2-0 G1-3	0-1 G1-3		1-2 1B	

Inning Stats	R: 0	H: 2	E: 0	K: 0	S: 11	L: 2	LOB: 2	BB: 1	P: 22	R: 1	H: 2	E: 0	K: 0	S: 11	L: 1	LOB: 1	BB: 1	P: 22	R: 1	H: 1	E: 0	K: 0	S: 11	L: 1	LOB: 0	BB: 0	P: 16	R: 1	H: 2	E: 0	K: 0	S: 7	L: 3	LOB: 2	BB: 0	P: 20	R: 3	H: 5	E: 0	K: 0	S: 13	L: 3	LOB: 3	BB: 1	P: 23	R: 0	H: 0	E: 0	K: 0	S: 6	L: 0	LOB: 0	BB: 0	P: 8	R: 0	H: 1	E: 0	K: 0	S: 12	L: 1	LOB: 1	BB: 0	P: 15
--------------	------	------	------	------	-------	------	--------	-------	-------	------	------	------	------	-------	------	--------	-------	-------	------	------	------	------	-------	------	--------	-------	-------	------	------	------	------	------	------	--------	-------	-------	------	------	------	------	-------	------	--------	-------	-------	------	------	------	------	------	------	--------	-------	------	------	------	------	------	-------	------	--------	-------	-------

AB	R	H	RBI	BB	SO	LOB
5	1	3	0	0	0	1
5	0	2	0	0	0	2
4	1	1	1	1	0	5
3	0	2	1	1	0	0
4	1	2	1	0	0	5
3	1	1	0	1	0	1
4	2	2	1	0	0	1
4	1	2	3	0	0	0
4	0	1	0	0	0	1


WP	HR	S	P	ERA	WHIP
1	1	15	39	7.71	2.571
0	0	0	13	40.50	6.000
0	0	19	15	0.00	0.600
0	0	15	15	0.00	1.000

DETROIT TIGERS @ CLEVELAND INDIANS
JACOBS FIELD, CLEVELAND, OH
 Wed May 17 2000, 7:05 PM EDT
 Att: 40,652 - Cloudy - 73 F


AB 36
 R 7
 H 16
 RBI 7
 BB 3
 SO 0
 LOB 16



PITCHER	IP	WLS	BF	H	R	ER	SO	BB	IBB	HBP	BLK	WP	HR	S	P	ERA	WHIP
C.J. Nitkowski, L (1, 1) ERA: 7.09	4.2	L	22	10	4	4	0	2	0	0	0	0	3	51	89	7.71	2.571
Masao Kida, R (5, 1) ERA: 10.13	0.2		6	4	3	3	0	0	0	0	0	0	1	10	13	40.50	6.000
Mark Johnson, R (6, 1) ERA: 5.73	1.2		7	1	0	0	0	0	1	0	0	1	0	10	19	0.00	0.600
Matt Anderson, R (8, 1) ERA: 3.94	1.0		4	1	0	0	0	0	0	0	0	0	0	12	15	0.00	1.000

Batter	1	2	3	4	5	6	7	8	9	AB R H RBI BB SO LOB	TOP																								
												<p style="text-align: center;">Detroit Tigers @ Cleveland Indians Jacobs Field, Cleveland, OH Thu May 18 2000, 7:05 PM EDT</p> <p style="text-align: right;">livebaseballscorecards.com</p> <table border="0"> <tr><td>AB</td><td>0</td></tr> <tr><td>R</td><td>0</td></tr> <tr><td>H</td><td>0</td></tr> <tr><td>RBI</td><td>0</td></tr> <tr><td>BB</td><td>0</td></tr> <tr><td>SO</td><td>0</td></tr> <tr><td>LOB</td><td>0</td></tr> </table> 	AB	0	R	0	H	0	RBI	0	BB	0	SO	0	LOB	0									
AB											0																								
R											0																								
H											0																								
RBI											0																								
BB											0																								
SO											0																								
LOB											0																								
Inning Stats										1B: 0 SF: 0 2B: 0 SAC: 0 3B: 0 DP: 0 HR: 0 HBP: 0	WP: 0 PA: 0 PB: 0 SB: 0 CS: 0																								
PITCHER	IP	WLS	BF	H	R	ER	SO	BB	IBB	HBP	BLK	WP	HR	S	P	ERA	WHIP	PITCHER	IP	WLS	BF	H	R	ER	SO	BB	IBB	HBP	BLK	WP	HR	S	P	ERA	WHIP

Batter	1	2	3	4	5	6	7	8	9	AB R H RBI BB SO LOB	BOTTOM
--------	---	---	---	---	---	---	---	---	---	----------------------	--------

												<p style="text-align: center;">Detroit Tigers @ Cleveland Indians Jacobs Field, Cleveland, OH Thu May 18 2000, 7:05 PM EDT</p> <p style="text-align: right;">livebaseballscorecards.com</p> <table border="0"> <tr><td>AB</td><td>0</td></tr> <tr><td>R</td><td>0</td></tr> <tr><td>H</td><td>0</td></tr> <tr><td>RBI</td><td>0</td></tr> <tr><td>BB</td><td>0</td></tr> <tr><td>SO</td><td>0</td></tr> <tr><td>LOB</td><td>0</td></tr> </table> 	AB	0	R	0	H	0	RBI	0	BB	0	SO	0	LOB	0
AB											0															
R											0															
H											0															
RBI											0															
BB											0															
SO											0															
LOB											0															
Inning Stats											1B: 0 SF: 0 2B: 0 SAC: 0 3B: 0 DP: 0 HR: 0 HBP: 0 WP: 0 PA: 0 PB: 0 SB: 0 CS: 0															

PITCHER	IP	WLS	BF	H	R	ER	SO	BB	IBB	HBP	BLK	WP	HR	S	P	ERA	WHIP	PITCHER	IP	WLS	BF	H	R	ER	SO	BB	IBB	HBP	BLK	WP	HR	S	P	ERA	WHIP
---------	----	-----	----	---	---	----	----	----	-----	-----	-----	----	----	---	---	-----	------	---------	----	-----	----	---	---	----	----	----	-----	-----	-----	----	----	---	---	-----	------

Batter	1	2	3	4	5	6	7	8	9	AB R H RBI BB SO LOB	TOP														
Chuck Knoblauch, R (1, 4) OBP: 0.310, SLG: 0.342	4-2 G4-6-3 BB	1-1 1-2 2-3 3-H 1B		4-2 2B BB	2-2 2-H 1B	1-2 F8			0-2 L9	4 1 2 2 2 0 1															
Bernie Williams, S (1, 8) OBP: 0.383, SLG: 0.612	2-0 G4-6-3 1-2f	1-0 P6		2-1 1-H 2-H 3-H 2B	1-1 FC3-6 1-2f HR		2-1 G5-3	1-0 S 1B	6 2 2 3 0 0 5																
Paul O'Neill, L (1, 9) OBP: 0.368, SLG: 0.463	4-2 FC6 BB		0-0 G6-3	0-0 2-H 1B 2B	1-1 1-H HR		0-1 1B	0-2 G6-3 1-2	5 2 3 3 1 0 1																
Tino Martinez, L (1, 3) OBP: 0.348, SLG: 0.455	1-1 FC6 1-2f		1-3 K	2-2 20 1B 2-H 1B	0-0 G4-3		0-2 F8		5 0 1 1 0 1 2																
20 Jorge Posada, S (1, 2) OBP: 0.430, SLG: 0.603		1-2 BB BB 1B 1B	0-0 G4-3	1-0 BB 1-3 1B		1-3 K	2-1 G5-3		5 1 2 0 0 1 1																
Shane Spencer, R (1, 10) OBP: 0.295, SLG: 0.461		0-3 K		0-0 BB BB	1-0 HR 1B		1-3 K		3 2 1 0 2 2 1																
Ricky Ledee, L (1, 7) OBP: 0.328, SLG: 0.364		4-2 1B BB BB		0-0 E8 BB BB	1-0 HR HR		0-3 K		4 2 2 2 1 1 3																
Scott Brosius, R (1, 5) OBP: 0.341, SLG: 0.329		4-2 1B BB		0-3 K	1-0 G5-3	4-2 G3 BB		1-3 K	3 0 0 0 2 2 2																
Alfonso Soriano, R (1, 6) OBP: 0.188, SLG: 0.419		2-2 L8		0-1 G5-3	0-2 1B 2B	0-1 G3		2-3 K	5 1 1 0 0 1 6																
Inning Stats	R: 0 E: 0 K: 0 S: 7	H: 0 LOB: 1 BB: 2 P: 18	R: 1 E: 0 K: 1 S: 18	H: 2 LOB: 3 BB: 2 P: 31	R: 0 E: 0 K: 1 S: 5	H: 0 LOB: 0 BB: 0 P: 6	R: 5 E: 1 K: 1 S: 25	H: 5 LOB: 3 BB: 3 P: 42	R: 3 E: 0 K: 0 S: 12	H: 3 LOB: 0 BB: 0 P: 17	R: 2 E: 0 K: 1 S: 15	H: 2 LOB: 1 BB: 1 P: 23	R: 0 E: 0 K: 0 S: 9	H: 1 LOB: 1 BB: 0 P: 13	R: 0 E: 0 K: 3 S: 9	H: 0 LOB: 0 BB: 0 P: 11	R: 0 E: 0 K: 1 S: 10	H: 1 LOB: 1 BB: 0 P: 13	1B: 9 2B: 3 3B: 0 HR: 2	SF: 0 SAC: 0 DP: 1 HBP: 0	WP: 0 PB: 0 SB: 1 CS: 0	PA: 48			
PITCHER	IP	WLS	BF	H	R	ER	SO	BB	IBB	HBP	BLK	WP	HR	S	P	ERA	WHIP								
Dave Burba, R (1, 1) ERA: 5.87	3.2		23	7	6	6	3	6	0	0	0	0	0	50	88	14.73	3.545								
Scott Kamieniecki, R (4, 1) ERA: 5.6	1.2	L	12	5	5	5	1	2	0	0	0	0	2	27	43	27.00	4.200								
Steve Reed, R (6, 1) ERA: 6.75	0.2		2	0	0	0	0	0	0	0	0	0	0	5	6	0.00	0.000								
Mark Watson, L (7, 1) ERA:	2.0		7	1	0	0	3	0	0	0	0	0	0	18	24	0.00	0.500								
Sean DePaula, R (9, 1) ERA: 4.97	1.0		4	1	0	0	1	0	0	0	0	0	0	10	13	0.00	1.000								

New York Yankees @ Cleveland Indians
 Jacobs Field, Cleveland, OH
 Fri May 19 2000, 7:05 PM EDT
 Att. 42,642 - Overcast - 50 F

livebaseballscorecards.com

AB	40
R	11
H	14
RBI	11
BB	8
SO	8
LOB	22



Batter	1	2	3	4	5	6	7	8	9	AB	R	H	RBI	BB	SO	LOB
Roberto Alomar, S OBP: 0.349, SLG: 0.425 (1, 4)	3-2 G6-3 1B 2B	1-0 FC4-6 1-2f		4-2 WP HR BB	3-2 S 1B		3-1 1-2 1B			4	2	3	1	1	0	1
Omar Vizquel, S OBP: 0.349, SLG: 0.384 (1, 6)	1-2 F8		0-0 G4-3	1-3 K	2-3 K		0-3 K			5	0	0	0	0	3	7
Travis Fryman, R OBP: 0.363, SLG: 0.507 (1, 5)	3-2 G6-3 2-3		4-1 BB BB BB	3-3 K		0-2 FC6 1B		2-2 G6-3		4	1	1	0	1	1	3
Manny Ramirez, R OBP: 0.399, SLG: 0.630 (1, 9)	3-2 PB 1B		4-2 BB BB BB	2-1 HR		1-1 F8		3-3 K		4	1	2	4	1	1	1
Jim Thome, L OBP: 0.361, SLG: 0.555 (1, 3)	3-3 K 1-3		4-2 BB BB	0-3 K		3-2 L8		2-3 K		4	0	0	0	1	3	2
Alex Ramirez, R OBP: 0.286, SLG: 0.423 (1, 10)	0-1 G4-3		4-1 G6-4-3 BB		1-1 G4-3	2-1 FC6 1-2f			0-3 K	4	0	0	1	1	1	3
Sandy Alomar Jr., R OBP: 0.338, SLG: 0.492 (1, 2)		0-0 P4	2-1 G6-4-3		2-1 G6-3		1-0 F7		0-1 2B	5	0	1	0	0	0	3
Richie Sexson, R OBP: 0.333, SLG: 0.403 (1, 7)		1-1 G6-3		0-1 HR	4-2 BB 1B BB		1-1 FC5-4 1B		1-3 K	4	2	2	1	1	1	1
Jolbert Cabrera, R OBP: 0.345, SLG: 0.346 (1, 8)		0-2 E5 FC4-6		1-0 E6 WP BB HR	4-0 1B BB		2-2 FC5-4 1B		2-2 P4	4	1	0	0	1	0	2


Inning Stats	R: 1	H: 2	E: 0	K: 1	S: 20	H: 2	LOB: 2	BB: 0	P: 33	R: 0	H: 0	E: 1	K: 0	S: 7	R: 0	H: 0	E: 0	K: 0	S: 13	R: 4	H: 2	E: 1	K: 3	S: 19	R: 1	H: 1	E: 0	K: 1	S: 14	R: 0	H: 1	E: 0	K: 10	S: 10	R: 0	H: 2	E: 0	K: 11	S: 11	R: 0	H: 0	E: 0	K: 2	S: 11	R: 0	H: 1	E: 0	K: 2	S: 14	1B: 5	2B: 2	3B: 0	HR: 2	SF: 0	SAC: 0	DP: 1	HBP: 0	WP: 1	PB: 1	SB: 1	CS: 0	PA: 45
--------------	------	------	------	------	-------	------	--------	-------	-------	------	------	------	------	------	------	------	------	------	-------	------	------	------	------	-------	------	------	------	------	-------	------	------	------	-------	-------	------	------	------	-------	-------	------	------	------	------	-------	------	------	------	------	-------	-------	-------	-------	-------	-------	--------	-------	--------	-------	-------	-------	-------	--------

PITCHER	IP	WLS	BF	H	R	ER	SO	BB	IBB	HBP	BLK	WP	HR	S	P	ERA	WHIP
Andy Pettitte, L ERA: 4.88 (1, 1)	4.0		23	4	6	3	4	5	0	0	0	1	2	59	103	6.75	2.250
Ramiro Mendoza, R ERA: 4.72 (5, 1)	2.2	W	14	4	1	1	1	2	0	0	0	0	0	32	61	3.38	2.250
Jeff Nelson, R ERA: 1.16 (7, 1)	1.1	H	4	0	0	0	3	0	0	0	0	0	0	14	21	0.00	0.000
Mike Stanton, L ERA: 3.24 (9, 1)	1.0		4	1	0	0	2	0	0	0	0	0	0	14	17	0.00	1.000

BOTTOM

New York Yankees @ Cleveland Indians
Jacobs Field, Cleveland, OH
 Fri May 19 2000, 7:05 PM EDT
 Att. 42,642 - Overcast - 50 F

AB	38
R	7
H	9
RBI	7
BB	7
SO	10
LOB	23



livebaseballscores.com

Batter	1	2	3	4	5	6	7	8	9	AB	R	H	RBI	BB	SO	LOB
Chuck Knoblauch, R (1, 4) <small>OBP: 0.313, SLG: 0.361</small>	1-2 	3-3 		1-1 		2-1 		3-3 		5	2	2	0	0	2	2
Bernie Williams, S (1, 8) <small>OBP: 0.384, SLG: 0.605</small>	0-0 	0-0 		3-2 			1-1 		1-2 	5	0	2	0	0	0	2
Paul O'Neill, L (1, 9) <small>OBP: 0.363, SLG: 0.454</small>	1-3 		1-3 	0-0 			3-0 		2-3 	5	0	1	1	0	3	3
Shane Spencer, R (1, 7) <small>OBP: 0.298, SLG: 0.465</small> Lance Johnson, L (4, PH) <small>OBP: 0.231, SLG: 0.269</small>	3-2 		1-1 	3-3 			1-2 		2-3 	1	0	1	1	0	0	0
20 Jorge Posada, S (1, 3) <small>OBP: 0.438, SLG: 0.609</small>	0-2 		3-3 		4-2 		4-1 			2	0	1	0	2	1	1
Jim Leyritz, R (1, 10) <small>OBP: 0.263, SLG: 0.286</small>	4-0 		4-2 		0-2 		0-1 			2	0	0	0	2	0	3
Chris Turner, R (1, 2) <small>OBP: 0.500, SLG: 0.600</small> Tino Martinez, L (8, PH) <small>OBP: 0.352, SLG: 0.458</small>	3-2 		4-1 	1-2 		0-1 		2-2 		2	0	0	0	1	0	3
Scott Brosius, R (1, 5) <small>OBP: 0.326, SLG: 0.311</small>		1-2 	2-2 			1-3 		2-0 		4	0	0	0	0	1	4
Alfonso Soriano, R (1, 6) <small>OBP: 0.194, SLG: 0.400</small>		0-1 		1-2 		1-1 		0-3 		4	0	1	0	0	1	1

Inning Stats	R: 1	H: 3	E: 0	K: 1	S: 21	P: 33	R: 0	H: 1	E: 0	K: 1	S: 9	P: 13	R: 0	H: 1	E: 0	K: 2	S: 15	P: 30	R: 1	H: 2	E: 0	K: 1	S: 13	P: 21	R: 0	H: 0	E: 0	K: 0	S: 7	P: 11	R: 0	H: 0	E: 0	K: 1	S: 7	P: 11	R: 0	H: 1	E: 1	K: 0	S: 9	P: 18	R: 0	H: 1	E: 0	K: 2	S: 11	P: 18	R: 0	H: 0	E: 0	K: 2	S: 9	P: 14	R: 0	H: 0	E: 0	K: 2	S: 9	P: 14	1B: 6	SF: 1	2B: 4	SAC: 0	3B: 0	DP: 1	HR: 0	HBP: 0	WP: 2	PA: 40
--------------	------	------	------	------	-------	-------	------	------	------	------	------	-------	------	------	------	------	-------	-------	------	------	------	------	-------	-------	------	------	------	------	------	-------	------	------	------	------	------	-------	------	------	------	------	------	-------	------	------	------	------	-------	-------	------	------	------	------	------	-------	------	------	------	------	------	-------	-------	-------	-------	--------	-------	-------	-------	--------	-------	--------

PITCHER	IP	WLS	BF	H	R	ER	SO	BB	IBB	HBP	BLK	WP	HR	S	P	ERA	WHIP
Chuck Finley, L (1, 1) <small>ERA: 3.84</small>	6.2		32	8	2	2	6	5	0	0	0	2	0	79	135	2.70	1.950
Sean DePaula, R (7, 1) <small>ERA: 4.5</small>	1.1		5	1	0	0	2	0	0	0	0	0	0	13	20	0.00	0.750
Paul Shuey, R (9, 1) <small>ERA: 2.95</small>	1.0	W	3	0	0	0	2	0	0	0	0	0	0	9	14	0.00	0.000

TOP

New York Yankees @ Cleveland Indians
Jacobs Field, Cleveland, OH

Sat May 20 2000, 1:05 PM EDT
 Att. 42,583 - Overcast - 49 F

AB	34
R	2
H	9
RBI	2
BB	5
SO	10
LOB	21

BOTTOM

New York Yankees @ Cleveland Indians
Jacobs Field, Cleveland, OH
Sat May 20 2000, 1:05 PM EDT
Att. 42,583 - Overcast - 49 F

livebaseballscorecards.com

AB 28
R 3
H 7
RBI 3
BB 9
SO 7
LOB 13



WP: 1 PA: 39
PB: 0
SB: 2
CS: 1

AB R H RBI BB SO LOB

3 0 0 1 1 1 0

1 0 0 0 4 0 0

4 0 1 1 1 2 2

2 0 0 0 2 1 1

4 0 1 0 0 2 2

4 0 1 0 0 0 2

4 1 2 1 0 1 1

3 1 2 0 1 0 1
0 1 0 0 0 0 0

3 0 0 0 0 0 4

1B: 5 SF: 1
2B: 3 SAC: 1
3B: 0 DP: 2
HR: 1 HBP: 0

WP: 1 PA: 39
PB: 0
SB: 2
CS: 1

Batter	1	2	3	4	5	6	7	8	9
Kenny Lofton, L OBP: 0.356, SLG: 0.392 (1, 8)	G4-3		F9		K		SF7		BB WP BB
Omar Vizquel, S OBP: 0.362, SLG: 0.382 (1, 6)	S BB		CS BB		L9-2 BB		L3		BB BB
Roberto Alomar, S OBP: 0.350, SLG: 0.420 (1, 4)	K		S 1B		L9-2			K	BB
Manny Ramirez, R OBP: 0.401, SLG: 0.622 (1, 9)	F9					K		1B BB	
Jim Thome, L OBP: 0.358, SLG: 0.546 (1, 3)		P6			K			1-2 L5-3 1B	
Travis Fryman, R OBP: 0.360, SLG: 0.500 (1, 5)		G1-3		E5 G6-3 1B		F9		L5-3	
Richie Sexson, R OBP: 0.338, SLG: 0.428 (1, 7)		FC5-4 1B		G6-3			HR		K
Enrique Wilson, S OBP: 0.452, SLG: 0.513 Jolbert Cabrera, R OBP: 0.345, SLG: 0.346 (9, PR)		FC5-4 1B		F8			SH3-4 SF7 2B		WP BB BB BB
Einar Diaz, R OBP: 0.360, SLG: 0.452 (1, 2)		FC5-4		L6			SH3-4		F9

Inning Stats	R: 0	H: 0	E: 0	K: 1	S: 9	R: 0	H: 2	E: 0	K: 0	S: 15	R: 0	H: 1	E: 0	K: 1	S: 8	R: 0	H: 1	E: 1	K: 0	S: 11	R: 0	H: 0	E: 0	K: 1	S: 7	R: 0	H: 0	E: 0	K: 2	S: 8	R: 2	H: 2	E: 0	K: 0	S: 11	R: 0	H: 1	E: 0	K: 1	S: 11	R: 1	H: 0	E: 0	K: 1	S: 10	1B: 5	2B: 3	3B: 0	HR: 1	SF: 1	SAC: 1	DP: 2	HBP: 0
--------------	------	------	------	------	------	------	------	------	------	-------	------	------	------	------	------	------	------	------	------	-------	------	------	------	------	------	------	------	------	------	------	------	------	------	------	-------	------	------	------	------	-------	------	------	------	------	-------	-------	-------	-------	-------	-------	--------	-------	--------

PITCHER	IP	WLS	BF	H	R	ER	SO	BB	IBB	HBP	BLK	WP	HR	S	P	ERA	WHIP
David Cone, R ERA: 5.75 (1, 1)	6.1		27	6	2	2	5	4	0	0	0	0	1	64	114	2.84	1.579
Mike Stanton, L ERA: 3.06 (7, 1)	1.0	B	3	0	0	0	1	0	0	0	0	0	0	8	10	0.00	0.000
Jeff Nelson, R ERA: 1.46 (8, 1)	1.1	L	9	1	1	1	1	5	0	0	0	1	0	18	43	6.75	4.500

PITCHER	IP	WLS	BF	H	R	ER	SO	BB	IBB	HBP	BLK	WP	HR	S	P	ERA	WHIP
---------	----	-----	----	---	---	----	----	----	-----	-----	-----	----	----	---	---	-----	------

Batter	1	2	3	4	5	6	7	8	9	AB R H RBI BB SO LOB	TOP											
Chuck Knoblauch, R (1, 4) OBP: 0.313, SLG: 0.360 Wilson Delgado, S (8, PH) OBP: 0.344, SLG: 0.296 (8, 4)	2-2 G5-3		1-1 1B			2-1 F9		2-1 G3		3 0 1 0 0 0 0 1 0 0 0 0 0 0												
Bernie Williams, S (1, 8) OBP: 0.381, SLG: 0.596	3-2 G4-3		1-1 G5-3			3-1 L8			3-2 E 1B G4-6-3 1B	4 1 1 0 0 0 1												
Paul O'Neill, L (1, 9) OBP: 0.366, SLG: 0.452	4-1 BB			0-0 G1-3		1-2 G1-3			3-2 E8 G4-6-3 1B	3 0 1 0 1 0 0												
Tino Martinez, L (1, 3) OBP: 0.344, SLG: 0.446	0-1 G4-3			0-3 K			1-0 F8		2-0 G4-6-3 1-2f 3-H	4 0 0 0 0 1 2												
20 Jorge Posada, S (1, 2) OBP: 0.439, SLG: 0.611		4-2 G4-6-3 BB		1-3 K			0-0 2B		1-2 F8	3 0 1 0 1 1 0												
Ricky Ledee, L (1, 7) OBP: 0.328, SLG: 0.356		1-2 G4-6-3 1-2f			1-0 G4-3		4-2 G6-4-3 BB			2 0 0 0 1 0 1												
Jim Leyritz, R (1, 10) OBP: 0.244, SLG: 0.263		3-2 G6-3			1-1 G5-3		0-0 G6-4-3 1-2f			3 0 0 0 0 0 2												
Scott Brosius, R (1, 5) OBP: 0.326, SLG: 0.303			0-0 G5-3		4-2 BB		2-2 F8			2 0 0 0 1 0 0												
Alfonso Soriano, R (1, 6) OBP: 0.179, SLG: 0.368			0-1 F8		1-2 F2		0-3 K			3 0 0 0 0 1 1												
Inning Stats	R: 0 E: 0 K: 0 S: 10	H: 0 LOB: 1 BB: 1 P: 19	R: 0 E: 0 K: 0 S: 10	H: 0 LOB: 0 BB: 1 P: 18	R: 0 E: 0 K: 0 S: 7	H: 1 LOB: 1 BB: 0 P: 9	R: 0 E: 0 K: 2 S: 7	H: 0 LOB: 0 BB: 0 P: 8	R: 0 E: 0 K: 0 S: 8	H: 0 LOB: 1 BB: 1 P: 15	R: 0 E: 0 K: 0 S: 7	H: 0 LOB: 0 BB: 0 P: 13	R: 0 E: 0 K: 0 S: 5	H: 1 LOB: 1 BB: 1 P: 10	R: 0 E: 0 K: 1 S: 8	H: 0 LOB: 0 BB: 0 P: 12	R: 1 E: 1 K: 0 S: 11	H: 2 LOB: 0 BB: 0 P: 20	1B: 3 2B: 1 3B: 0 HR: 0	SF: 0 SAC: 0 DP: 3 HBP: 0	WP: 0 PB: 0 SB: 0 CS: 0	PA: 32
PITCHER	IP WLS BF H R ER SO BB IBB HBP BLK WP HR S P ERA WHIP																					
Paul Rigdon, R (1, 1) ERA:	7.0 W 25 2 0 0 2 4 0 0 0 0 0 0 54 92 0.00 0.857																					
Steve Reed, R (8, 1) ERA: 6.32	1.0 3 0 0 0 1 0 0 0 0 0 0 0 8 12 0.00 0.000																					
Mark Watson, L (9, 1) ERA:	1.0 4 2 1 0 0 0 0 0 0 0 0 0 11 20 0.00 2.000																					

New York Yankees @ Cleveland Indians
 Jacobs Field, Cleveland, OH
 Sun May 21 2000, 1:05 PM EDT
 Att. 42,587 - Sunny - 55 F

livebaseballscorecards.com

AB	28
R	1
H	4
RBI	0
BB	4
SO	3
LOB	7




Batter	1	2	3	4	5	6	7	8	9	AB	R	H	RBI	BB	SO	LOB
Kenny Lofton, L OBP: 0.368, SLG: 0.397 (1, 8) CS 1B	1-1 CS 1B	3-1 G4-3		0-0 L9		4-0 BB		2-0 L1-3 1B		4	0	2	0	1	0	2
Omar Vizquel, S OBP: 0.352, SLG: 0.369 (1, 6) 2B SF9 1-2	1-1 E6 2B SF9 1-2		0-2 L7	2-1 G3		2-2 G5-3		1-2 F8		5	1	0	0	0	0	7
Roberto Alomar, S OBP: 0.357, SLG: 0.429 (1, 4) 2B 1-3	0-0 2B 1-3		4-2 S HR BB		2-2 F8		2-2 HR 1B	1-0 L1-3 1-2		4	2	2	0	1	0	1
Manny Ramirez, R OBP: 0.403, SLG: 0.635 (1, 9) HBP	2-1 HBP		1-3 K		2-2 P6		1-0 HR			3	1	1	2	0	1	1
Jim Thome, L OBP: 0.355, SLG: 0.563 (1, 3) SF9 3-H	1-1 SF9 3-H		2-1 HR		2-1 F9		0-3 K			3	1	1	3	0	1	0
Travis Fryman, R OBP: 0.363, SLG: 0.503 (1, 5) K	3-3 K		2-3 K			0-0 G5-3 2B		4-2 WP BB		3	0	1	0	1	2	2
Richie Sexson, R OBP: 0.335, SLG: 0.423 (1, 7) K		1-3 K		0-0 F9		2-3 K		1-1 1-2 1B		4	0	1	0	0	2	1
Enrique Wilson, S OBP: 0.478, SLG: 0.595 (1, 10) IHR		1-0 IHR		0-1 1B 1B		4-2 G5-3 BB		2-3 K		3	1	2	1	1	1	2
Einar Diaz, R OBP: 0.355, SLG: 0.443 (1, 2) F7		1-0 F7		0-1 1-2 1B		1-1 G5-3 1-2 2-3		1-0 P4		4	0	1	0	0	0	4

Inning Stats	R: 1 E: 1 K: 11 S: 19	H: 2 LOB: 2 BB: 0 P: 19	R: 1 E: 0 K: 1 S: 8	H: 1 LOB: 0 BB: 0 P: 14	R: 2 E: 0 K: 2 S: 13	H: 1 LOB: 1 BB: 1 P: 22	R: 0 E: 0 K: 0 S: 8	H: 2 LOB: 2 BB: 0 P: 10	R: 0 E: 0 K: 0 S: 10	H: 0 LOB: 0 BB: 0 P: 16	R: 0 E: 0 K: 1 S: 12	H: 1 LOB: 3 BB: 2 P: 25	R: 2 E: 0 K: 2 S: 19	H: 3 LOB: 2 BB: 1 P: 30	R: 0 E: 0 K: 0 S: 5	H: 1 LOB: 0 BB: 0 P: 9	1B: 6 2B: 3 3B: 0 HR: 3	SF: 1 SAC: 0 DP: 1 HBP: 1	WP: 1 PB: 0 SB: 1 CS: 1	PA: 39 ERA WHIP	
PITCHER	IP WLS BF H R ER SO BB IBB HBP BLK WP HR S P ERA WHIP	IP WLS BF H R ER SO BB IBB HBP BLK WP HR S P ERA WHIP	IP WLS BF H R ER SO BB IBB HBP BLK WP HR S P ERA WHIP	IP WLS BF H R ER SO BB IBB HBP BLK WP HR S P ERA WHIP	IP WLS BF H R ER SO BB IBB HBP BLK WP HR S P ERA WHIP	IP WLS BF H R ER SO BB IBB HBP BLK WP HR S P ERA WHIP	IP WLS BF H R ER SO BB IBB HBP BLK WP HR S P ERA WHIP	IP WLS BF H R ER SO BB IBB HBP BLK WP HR S P ERA WHIP	IP WLS BF H R ER SO BB IBB HBP BLK WP HR S P ERA WHIP	IP WLS BF H R ER SO BB IBB HBP BLK WP HR S P ERA WHIP	IP WLS BF H R ER SO BB IBB HBP BLK WP HR S P ERA WHIP	IP WLS BF H R ER SO BB IBB HBP BLK WP HR S P ERA WHIP	IP WLS BF H R ER SO BB IBB HBP BLK WP HR S P ERA WHIP	IP WLS BF H R ER SO BB IBB HBP BLK WP HR S P ERA WHIP	IP WLS BF H R ER SO BB IBB HBP BLK WP HR S P ERA WHIP	IP WLS BF H R ER SO BB IBB HBP BLK WP HR S P ERA WHIP	IP WLS BF H R ER SO BB IBB HBP BLK WP HR S P ERA WHIP	IP WLS BF H R ER SO BB IBB HBP BLK WP HR S P ERA WHIP	IP WLS BF H R ER SO BB IBB HBP BLK WP HR S P ERA WHIP	IP WLS BF H R ER SO BB IBB HBP BLK WP HR S P ERA WHIP	
Orlando Hernandez, R ERA: 3.95 (1, 1)	6.0 L 31 9 6 5 5 3 0 1 0 0 2 67 114 7.50 2.000	2.0 8 2 0 0 2 1 0 0 0 1 0 19 31 0.00 1.500																			
Jason Grimsley, R ERA: 1.73 (7, 1)																					

BOTTOM

New York Yankees @ Cleveland Indians
Jacobs Field, Cleveland, OH
Sun May 21 2000, 1:05 PM EDT
Att. 42,587 - Sunny - 55 F

AB	33
R	6
H	11
RBI	6
BB	4
SO	7
LOB	20



Batter	1	2	3	4	5	6	7	8	9	AB R H RBI BB SO LOB	TOP																
Kenny Lofton, L OBP: 0.370, SLG: 0.398 (1, 8) C B X	1-1 G6-3 ①		3-2 G6-4-3 1B		2-3 K ① X	0-0 1B			2-3 K ①	5 0 2 0 0 2 2																	
Enrique Wilson, S OBP: 0.471, SLG: 0.596 (1, 6) C B F X	1-2 G5-3 ②		0-1 G6-4-3 ② ③ 1-2f		0-1 E 1B	1-2 2-H 1B			2-2 1B 2B	5 1 2 1 0 0 3																	
Roberto Alomar, S OBP: 0.364, SLG: 0.440 (1, 4) F X	0-1 2B			1-0 BB BB G6-4-3 1B	2-2 E4 1-2 2-3			2-2 F7 ①	3-2 2-H 1B	5 1 3 1 0 0 2																	
Manny Ramirez, R OBP: 0.403, SLG: 0.623 (1, 9) B B B	4-0 BB			4-1 G6-4-3 1-2 BB BB	2-3 K ②			2-1 F7 ②	1-0 G3 ③	3 0 0 0 2 1 3																	
Travis Fryman, R OBP: 0.360, SLG: 0.494 (1, 5) C B C S	1-3 K ③			4-2 G6-4-3 1-2 2-3 BB	1-2 F9 ③			1-1 L6 ③		3 0 0 0 1 1 5																	
Jim Thome, L OBP: 0.353, SLG: 0.551 (1, 10) X		0-0 G6-3 ①		1-1 G6-4-3 ② 1-2f 2-3 3-H		1-2 L4 ①		4-2 BB		3 0 0 0 1 0 2																	
Richie Sexson, R OBP: 0.327, SLG: 0.411 (1, 3) X		0-0 G4-3 ②		0-3 K ③		2-0 L9 ②		3-2 F8 ①		4 0 0 0 0 1 2																	
Alex Ramirez, R OBP: 0.313, SLG: 0.533 (1, 7) C B X		1-1 PO 1B			1-2 E6 1B 1B	1-1 HR		0-3 K ②		4 2 2 1 0 1 1																	
Sandy Alomar Jr., R OBP: 0.353, SLG: 0.500 (1, 2) Einar Diaz, R OBP: 0.351, SLG: 0.438 (6, PR) (6, 2)		1 SAFE 0-0 PO ③ 1-2	1-0 P4 ①		2-2 E 1B 1B	1-1 1B		0-1 F8 ③		3 0 2 0 0 0 0 1 0 0 0 0 0 1																	
Inning Stats	R: 0 E: 0 K: 1 S: 10	H: 1 LOB: 2 BB: 1 P: 17	R: 0 E: 0 K: 0 S: 4	H: 1 LOB: 0 BB: 0 P: 5	R: 0 E: 0 K: 0 S: 6	H: 1 LOB: 0 BB: 0 P: 10	R: 1 E: 0 K: 1 S: 11	H: 1 LOB: 1 BB: 2 P: 21	R: 1 E: 2 K: 2 S: 24	H: 2 LOB: 3 BB: 0 P: 34	R: 1 E: 0 K: 0 S: 15	H: 3 LOB: 2 BB: 0 P: 21	R: 0 E: 0 K: 0 S: 7	H: 0 LOB: 0 BB: 0 P: 12	R: 0 E: 0 K: 1 S: 13	H: 0 LOB: 1 BB: 1 P: 20	R: 1 E: 0 K: 1 S: 11	H: 2 LOB: 0 BB: 0 P: 19	1B: 8 2B: 2 3B: 0 HR: 1	SF: 0 SAC: 0 DP: 2 HBP: 0	WP: 0 PB: 0 SB: 0 CS: 0	PA: 41					
PITCHER	IP WLS BF H R ER SO BB IBB HBP BLK WP HR S P ERA WHIP																										
C.J. Nitkowski, L ERA: 6.66 (1, 1)	4.1		21	6	2	1	3	3	0	0	0	0	0	47	76	2.08	2.077										
Willie Blair, R ERA: 4.5 (5, 1)	3.2	W	15	3	1	1	2	1	0	0	0	0	1	43	64	2.46	1.091										
Allen McDill, L ERA: 9.0 (9, 1)	0.2		3	2	1	1	1	0	0	0	0	0	0	10	17	13.50	3.000										
Brandon Villafuerte, R ERA: (9, 1)	0.1		1	0	0	0	0	0	0	0	0	0	0	1	2	0.00	0.000										

Cleveland Indians @ Detroit Tigers
Comerica Park, Detroit, MI
Tue May 23 2000, 7:05 PM EDT
Att. 27,039 - Cloudy - 73 F

livebaseballscorecards.com

AB	36
R	4
H	11
RBI	3
BB	4
SO	6
LOB	21



Batter	1	2	3	4	5	6	7	8	9	AB	R	H	RBI	BB	SO	LOB
Luis Polonia, L OBP: 0.318, SLG: 0.377 (1, 10)										5	0	1	0	0	1	2
Rich Becker, L OBP: 0.387, SLG: 0.390 (1, 8)										5	1	3	2	0	2	2
Gregg Jefferies, S OBP: 0.328, SLG: 0.380 (1, 3)										5	1	2	1	0	1	2
Juan Gonzalez, R OBP: 0.316, SLG: 0.514 (1, 9)										5	2	2	0	0	0	1
Bobby Higginson, L OBP: 0.320, SLG: 0.417 (1, 7)										4	2	2	4	1	0	0
Dean Palmer, R OBP: 0.353, SLG: 0.496 (1, 5)										3	1	1	1	2	2	1
Brad Ausmus, R OBP: 0.370, SLG: 0.362 (1, 2)										4	1	2	0	1	1	2
Jose Macias, S OBP: 0.390, SLG: 0.421 (1, 4)										3	1	1	1	1	0	3
Deivi Cruz, R OBP: 0.299, SLG: 0.404 (1, 6)										4	1	2	1	0	0	2

Inning Stats	R: 0	H: 1	E: 0	K: 1	S: 8	LOB: 0	BB: 0	P: 12	R: 1	H: 1	E: 0	K: 0	S: 20	LOB: 2	BB: 2	P: 36	R: 2	H: 3	E: 0	K: 2	S: 12	LOB: 1	BB: 0	P: 19	R: 0	H: 1	E: 0	K: 1	S: 12	LOB: 2	BB: 2	P: 24	R: 6	H: 7	E: 0	K: 1	S: 22	LOB: 1	BB: 1	P: 39	R: 0	H: 1	E: 0	K: 0	S: 9	LOB: 2	BB: 1	P: 15	R: 1	H: 2	E: 0	K: 0	S: 10	LOB: 1	BB: 0	P: 14	R: 0	H: 0	E: 0	K: 2	S: 10	LOB: 0	BB: 0	P: 16
--------------	------	------	------	------	------	--------	-------	-------	------	------	------	------	-------	--------	-------	-------	------	------	------	------	-------	--------	-------	-------	------	------	------	------	-------	--------	-------	-------	------	------	------	------	-------	--------	-------	-------	------	------	------	------	------	--------	-------	-------	------	------	------	------	-------	--------	-------	-------	------	------	------	------	-------	--------	-------	-------

PITCHER	IP	WLS	BF	H	R	ER	SO	BB	IBB	HBP	BLK	WP	HR	S	P	ERA	WHIP
Bartolo Colon, R ERA: 5.12 (1, 1)	4.1	L	24	9	6	6	5	3	0	0	0	0	2	62	107	12.46	2.769
Jim Brower, R ERA: (5, 1)	0.0		4	3	1	1	0	1	0	0	0	0	0	10	19	∞	∞
Tom Martin, L ERA: 4.02 (5, 1)	1.2		7	2	2	2	0	1	0	0	0	0	0	11	19	10.80	1.800
Scott Kamieniecki, R ERA: 5.79 (7, 1)	1.0		5	2	1	1	0	0	0	0	0	0	0	10	14	9.00	2.000
Steve Karsay, R ERA: 2.75 (8, 1)	1.0		3	0	0	0	2	0	0	0	0	0	0	10	16	0.00	0.000

BOTTOM

Cleveland Indians @ Detroit Tigers
Comerica Park, Detroit, MI

Tue May 23 2000, 7:05 PM EDT
Att. 27,039 - Cloudy - 73 F

AB	38
R	10
H	16
RBI	10
BB	5
SO	7
LOB	15

WP	HR	S	P	ERA	WHIP
0	0	0	0	0	0

Batter	1	2	3	4	5	6	7	8	9	AB R H RBI BB SO LOB	TOP																									
Kenny Lofton, L (1, 8) OBP: 0.358, SLG: 0.393	1-1 G5-3	1-2 F7		1-3 K		1-2 SH5-3 2B	1-2 FC4-6		1-2 G4-3	6 0 1 0 0 1 6																										
Omar Vizquel, S (1, 6) OBP: 0.360, SLG: 0.375	2-2 G4-3		2-1 HR 1B	1-1 1B 1B		0-0 SH5-3		4-2 G6-3 BB		3 2 2 1 1 0 0																										
Roberto Alomar, S (1, 4) OBP: 0.370, SLG: 0.459	4-2 BB BB		2-1 HR	1-1 1B 1B		0-1 F5		1-1 G6-3		4 1 2 3 1 0 2																										
Manny Ramirez, R (1, 9) OBP: 0.403, SLG: 0.614	4-2 BB		0-0 G6-3	3-1 1B		2-3 K		2-3 K		4 0 1 1 1 2 1																										
Jim Thome, L (1, 3) OBP: 0.354, SLG: 0.572	3-2 F8		1-2 G3	0-3 K			3-1 HR		1-1 HR 2B	5 2 2 1 0 1 4																										
David Justice, L (1, 10) OBP: 0.360, SLG: 0.544			1-3 K	1-0 G3		3-3 K			2-3 K	5 0 1 0 0 3 1																										
Richie Sexson, R (1, 7) OBP: 0.329, SLG: 0.450			0-0 HR		2-2 G6-3	2-0 G4-3			1-0 HR	5 2 2 3 0 0 1																										
Enrique Wilson, S (1, 5) OBP: 0.462, SLG: 0.583			3-2 G4-3		0-2 1B 1B		1-3 K		1-0 G1-3 1B	1 0 0 0 0 0 0																										
Travis Fryman, R (2, 5) OBP: 0.369, SLG: 0.500										4 1 3 0 0 1 1																										
Einar Diaz, R (1, 2) OBP: 0.364, SLG: 0.441			2-1 HBP		2-1 1B 1B		3-1 FC4-6 1B		0-2 G1-3	4 1 2 0 0 0 2																										
Inning Stats	R: 0 E: 0 K: 0 S: 16	H: 0 LOB: 2 BB: 2 P: 30	R: 1 E: 0 K: 1 S: 12	H: 1 LOB: 1 BB: 0 P: 19	R: 2 E: 0 K: 0 S: 11	H: 2 LOB: 0 BB: 0 P: 17	R: 3 E: 0 K: 2 S: 21	H: 5 LOB: 2 BB: 0 P: 31	R: 0 E: 0 K: 1 S: 9	H: 1 LOB: 1 BB: 0 P: 15	R: 0 E: 0 K: 1 S: 11	H: 1 LOB: 1 BB: 0 P: 14	R: 1 E: 0 K: 1 S: 17	H: 3 LOB: 2 BB: 0 P: 30	R: 0 E: 0 K: 1 S: 8	H: 0 LOB: 0 BB: 1 P: 15	R: 2 E: 0 K: 1 S: 13	H: 3 LOB: 1 BB: 0 P: 19	1B: 9 2B: 3 3B: 0 HR: 4	SF: 0 SAC: 1 DP: 1 HBP: 1	WP: 0 PB: 0 SB: 0 CS: 0	PA: 46														
PITCHER	IP WLS BF H R ER SO BB IBB HBP BLK WP HR S P ERA WHIP																																			
Jeff Weaver, R (1, 1) ERA: 4.88	4.0		23	8	6	6	3	2	0	1	0	0	2	60	97	13.50	2.500																			
Danny Patterson, R (5, 1) ERA: 2.93	2.0	W	8	2	0	0	2	0	0	0	0	0	0	20	29	0.00	1.000																			
Allen McDill, L (7, 1) ERA: 13.5	0.0		2	2	1	1	0	0	0	0	0	0	1	5	11	∞	∞																			
Matt Anderson, R (7, 1) ERA: 3.38	1.0	H	4	1	0	0	1	0	0	0	0	0	0	12	19	0.00	1.000																			
Doug Brocail, R (8, 1) ERA: 3.97	1.0	H	3	0	0	0	1	1	0	0	0	0	0	8	15	0.00	1.000																			
PITCHER	IP WLS BF H R ER SO BB IBB HBP BLK WP HR S P ERA WHIP																																			
Todd Jones, R (9, 1) ERA: 5.06	1.0	S	6	3	2	2	1	0	0	0	0	0	1	13	19	18.00	3.000																			

Cleveland Indians @ Detroit Tigers
Comerica Park, Detroit, MI
Wed May 24 2000, 7:05 PM EDT
Att. 27,274 - Cloudy - 76 F

AB	41
R	9
H	16
RBI	9
BB	3
SO	8
LOB	18



WP: 0	PA: 46
PB: 0	
SB: 0	
CS: 0	

Batter	1	2	3	4	5	6	7	8	9	AB	R	H	RBI	BB	SO	LOB
Luis Polonia, L OBP: 0.321, SLG: 0.373 (1, 10)	2-2 G1-3	4-0 1B FC5-2 BB	1-2 G4-3			1-0 1B G1-3 1B	0-0 G4-3			4	1	1	0	1	0	0
Rich Becker, L OBP: 0.398, SLG: 0.395 (1, 8)	1-2 E1 FC4-6	3-2 FC5-2 WP 2B 1B		2-2 G4-3		1-0 G1-3 BB 1B	4-2 1B BB			4	3	2	1	1	0	0
Gregg Jefferies, S OBP: 0.345, SLG: 0.395 (1, 3)	1-1 FC4-6 2B 1-2f	4-2 FC5-2 2B BB		1-1 2B		4-2 BB G1-3 1B BB	0-1 1B 1B			3	3	2	0	2	0	1
Juan Gonzalez, R OBP: 0.318, SLG: 0.517 (1, 9)	3-0 2B 2B	2-2 FC5-2 2B 1-2 2-3 3-Hf		1-0 P6		1-0 G1-3 1-2 2-3 3-H	0-1 G4-6-3 1B			5	1	2	2	0	0	6
Bobby Higginson, L OBP: 0.329, SLG: 0.434 (1, 7)	1-2 BB 2B 2-H 3-H	0-1 2B		2-2 F7		4-0 1B IBB	0-0 G4-6-3 1-2f			4	1	2	4	1	0	3
Dean Palmer, R OBP: 0.356, SLG: 0.491 Shane Halter, R OBP: 0.296, SLG: 0.404 (1, 5) (5, 5)	2-1 BB HBP	2-3 K		2-2 F7		0-3 K	1-2 G4-3			1	0	0	0	0	1	2
Brad Ausmus, R OBP: 0.371, SLG: 0.355 (1, 2)	4-2 BB	2-2 G5-3		2-2 F8		4-2 1B BB	0-0 F7			3	0	0	1	2	0	2
Jose Macias, S OBP: 0.391, SLG: 0.419 (1, 4)	0-1 G1-3		1-2 G6-3		0-0 1B	0-0 1B	0-3 K			5	0	2	2	0	1	3
Deivi Cruz, R OBP: 0.297, SLG: 0.400 (1, 6)		3-1 BB 1B 1B	1-2 G5-3		0-0 F8	3-2 P1				4	1	1	0	0	0	3

Inning Stats	R: 2	H: 2	E: 1	K: 0	S: 18	LOB: 3	BB: 1	P: 32	R: 3	H: 3	E: 0	K: 1	S: 19	LOB: 2	BB: 2	P: 39	R: 0	H: 0	E: 0	K: 0	S: 9	LOB: 0	BB: 0	P: 12	R: 0	H: 1	E: 0	K: 0	S: 9	LOB: 1	BB: 0	P: 15	R: 0	H: 1	E: 0	K: 0	S: 8	LOB: 1	BB: 0	P: 12	R: 4	H: 3	E: 0	K: 1	S: 17	LOB: 2	BB: 3	P: 35	R: 1	H: 2	E: 0	K: 0	S: 9	LOB: 1	BB: 1	P: 13	R: 0	H: 0	E: 0	K: 1	S: 9	LOB: 0	BB: 0	P: 10
--------------	------	------	------	------	-------	--------	-------	-------	------	------	------	------	-------	--------	-------	-------	------	------	------	------	------	--------	-------	-------	------	------	------	------	------	--------	-------	-------	------	------	------	------	------	--------	-------	-------	------	------	------	------	-------	--------	-------	-------	------	------	------	------	------	--------	-------	-------	------	------	------	------	------	--------	-------	-------

PITCHER	IP	WLS	BF	H	R	ER	SO	BB	IBB	HBP	BLK	WP	HR	S	P	ERA	WHIP
Tim Drew, R ERA: 27.0	(1, 1)	1.0	11	4	5	3	0	2	0	1	0	0	0	23	47	27.00	6.000
Jim Brower, R ERA: 6.75	(2, 1)	4.0	16	3	0	0	1	1	0	0	0	1	0	40	63	0.00	1.000
Mark Watson, L ERA: 9.0	(6, 1)	0.0	L 3	2	3	3	0	1	0	0	0	0	0	5	11	∞	∞
Sean DePaula, R ERA: 5.28	(6, 1)	1.1	B 10	3	2	2	1	2	1	0	0	0	0	20	36	13.50	3.750
Tom Martin, L ERA: 3.86	(7, 1)	0.2	1	0	0	0	0	0	0	0	0	0	0	1	1	0.00	0.000

BOTTOM

Cleveland Indians @ Detroit Tigers
Comerica Park, Detroit, MI

Wed May 24 2000, 7:05 PM EDT
Att. 27,274 - Cloudy - 76 F

AB	36
R	10
H	12
RBI	10
BB	7
SO	3
LOB	23

WP: 1 PA: 44
PB: 0
SB: 0
CS: 0



PITCHER	IP	WLS	BF	H	R	ER	SO	BB	IBB	HBP	BLK	WP	HR	S	P	ERA	WHIP
Steve Reed, R ERA: 5.94	(8, 1)	1.0	3	0	0	0	1	0	0	0	0	0	0	9	10	0.00	0.000

Batter	1	2	3	4	5	6	7	8	9	AB R H RBI BB SO LOB	TOP											
Roberto Alomar, S (1, 4) OBP: 0.367, SLG: 0.454	0-2 G1-6-3 1B		1-1 G4-3			2-2 G6-3		0-2 F7		4 0 1 0 0 0 0												
Omar Vizquel, S (1, 6) OBP: 0.358, SLG: 0.372	2-2 G1-6-3 1-2f		1-1 G3			2-2 F9		0-2 G3-6-3 1B		4 0 1 0 0 0 1												
David Justice, L (1, 10) OBP: 0.377, SLG: 0.557	1-0 HR			1-3 K		2-2 G5-3		2-1 G3-6-3 1-2f		4 1 1 1 0 0 1 1												
Manny Ramirez, R (1, 9) OBP: 0.405, SLG: 0.629	1-3 K			0-0 G6-3			0-0 HR 2B		2-1 SF8 3B	4 2 2 0 0 1 0												
Jim Thome, L (1, 3) OBP: 0.358, SLG: 0.587		1-2 L6		1-3 K			3-0 HR		4-2 HBP BB	3 1 1 2 1 1 0												
Richie Sexson, R (1, 7) OBP: 0.327, SLG: 0.448		0-2 G4-3			1-1 G1-3 1B		0-0 F9		1-2 SF8	3 0 1 1 0 0 0												
Travis Fryman, R (1, 5) OBP: 0.378, SLG: 0.509		2-2 FC6-4 1B			0-2 G1-3		0-2 G4-3 2B		2-1 G6-3 HBP	3 0 2 0 0 0 1												
Einar Diaz, R (1, 2) OBP: 0.350, SLG: 0.423	1-2 FC6-4 1-2f				0-0 G1-3		1-1 G4-3		1-1 G6-3 1-2f	4 0 0 0 0 0 5												
Jolbert Cabrera, R (1, 8) OBP: 0.328, SLG: 0.327			2-1 G3		1-0 P5		1-2 G1-3			3 0 0 0 0 0 2												
Inning Stats	R: 1 E: 0 K: 1 S: 11	H: 2 LOB: 0 BB: 0 P: 15	R: 0 E: 0 K: 0 S: 13	H: 1 LOB: 1 BB: 0 P: 17	R: 0 E: 0 K: 0 S: 6	H: 0 LOB: 0 BB: 0 P: 10	R: 0 E: 0 K: 2 S: 7	H: 0 LOB: 0 BB: 0 P: 9	R: 0 E: 0 K: 0 S: 7	H: 1 LOB: 1 BB: 0 P: 9	R: 0 E: 0 K: 0 S: 10	H: 0 LOB: 0 BB: 0 P: 16	R: 2 E: 0 K: 0 S: 12	H: 3 LOB: 1 BB: 0 P: 17	R: 0 E: 0 K: 0 S: 8	H: 1 LOB: 0 BB: 0 P: 10	R: 1 E: 0 K: 0 S: 14	H: 1 LOB: 1 BB: 1 P: 24	1B: 4 2B: 2 3B: 1 HR: 2	SF: 1 SAC: 0 DP: 3 HBP: 1	WP: 0 PB: 0 SB: 0 CS: 0	PA: 35
PITCHER	IP WLS BF H R ER SO BB IBB HBP BLK WP HR S P ERA WHIP																					
Brian Moehler, R (1, 1) ERA: 3.41	7.1 L 29 8 3 3 3 0 0 0 0 0 0 2 72 99 3.68 1.091																					
Allen McDill, L (8, 1) ERA: 10.13	0.2 1 0 0 0 0 0 0 0 0 0 0 0 2 4 0.00 0.000																					
Matt Anderson, R (9, 1) ERA: 3.79	0.1 4 1 1 1 0 1 0 1 0 0 0 0 12 21 27.00 6.000																					
Danny Patterson, R (9, 1) ERA: 2.81	0.2 1 0 0 0 0 0 0 0 0 0 0 0 2 3 0.00 0.000																					

Cleveland Indians @ Detroit Tigers
 Comerica Park, Detroit, MI
 Thu May 25 2000, 7:05 PM EDT
 Att. 30,103 - Cloudy - 69 F

livebaseballscorecards.com

AB	32
R	4
H	9
RBI	4
BB	1
SO	3
LOB	10



Batter	1	2	3	4	5	6	7	8	9	AB R H RBI BB SO LOB	TOP		
Roberto Alomar, S (1, 4) OBP: 0.360, SLG: 0.444	0-2 F2		1-2 E4 WP			0-2 F9	1-2 G5-3			4 0 0 0 0 0 1			
Omar Vizquel, S (1, 6) OBP: 0.356, SLG: 0.369	0-2 G3		3-1 F8			0-0 BB 1B		2-2 F5		4 0 1 0 0 0 1			
David Justice, L (1, 10) OBP: 0.380, SLG: 0.552	1-3 K			3-2 G4-6-3 1B		4-2 BB		0-0 F9		3 0 1 0 1 1 0			
Manny Ramirez, R (1, 9) OBP: 0.397, SLG: 0.615		1-3 K		1-2 G4-6-3 1-2f		1-3 K		1-1 G4-3		4 0 0 0 0 2 4			
Jim Thome, L (1, 3) OBP: 0.355, SLG: 0.597		3-1 HR		2-3 K		2-3 K			3-3 K	4 1 1 1 0 3 3			
Travis Fryman, R (1, 5) OBP: 0.375, SLG: 0.509		3-2 G6-3			2-2 G6-3		1-2 HR 2B		2-2 G6-3	4 1 1 0 0 0 0			
Richie Sexson, R (1, 7) OBP: 0.326, SLG: 0.449		2-0 F9			3-3 K		1-1 G6-3		0-0 E 2B	4 0 1 0 0 1 1			
Einar Diaz, R (1, 2) OBP: 0.355, SLG: 0.455			3-1 L1-3 1B		0-0 F7		1-1 HR		0-1 E5	4 1 2 2 0 0 1			
Dave Roberts, L (1, 8) OBP: 0.333, SLG: 0.333			0-0 L1-3			2-2 1B		1-3 K		3 0 1 0 0 1 1			
Kenny Lofton, L (9, PH) OBP: 0.355, SLG: 0.389			1-2 L1-3						2-2 F2	1 0 0 0 0 0 2			
Inning Stats	R: 0 E: 0 K: 1 S: 9 H: 0 LOB: 0 BB: 0 P: 10	R: 1 E: 0 K: 1 S: 10 H: 1 LOB: 0 BB: 0 P: 19	R: 0 E: 1 K: 0 S: 8 H: 1 LOB: 1 BB: 0 P: 15	R: 0 E: 0 K: 1 S: 10 H: 1 LOB: 0 BB: 0 P: 16	R: 0 E: 0 K: 1 S: 9 H: 0 LOB: 0 BB: 0 P: 14	R: 0 E: 0 K: 2 S: 16 H: 2 LOB: 3 BB: 1 P: 25	R: 2 E: 0 K: 1 S: 14 H: 2 LOB: 0 BB: 0 P: 19	R: 0 E: 0 K: 0 S: 6 H: 0 LOB: 0 BB: 0 P: 9	R: 0 E: 1 K: 1 S: 18 H: 1 LOB: 2 BB: 0 P: 25	1B: 4 2B: 3 3B: 0 HR: 2 SF: 0 SAC: 0 DP: 2 HBP: 0	WP: 1 PB: 0 SB: 0 CS: 0 PA: 36		
PITCHER	IP WLS BF H R ER SO BB IBB HBP BLK WP HR S P ERA WHIP											PITCHER	IP WLS BF H R ER SO BB IBB HBP BLK WP HR S P ERA WHIP
21 Cal Eldred, R (1, 1) ERA: 4.1	6.1 W 26 7 3 3 6 1 0 0 0 1 2 70 110 4.26 1.263												
Kelly Wunsch, L (7, 1) ERA: 3.15	0.2 H 2 0 0 0 1 0 0 0 0 0 0 6 8 0.00 0.000												
Keith Foulke, R (8, 1) ERA: 0.86	2.0 S 8 1 0 0 1 0 0 0 0 0 0 24 34 0.00 0.500												

Cleveland Indians @ Chicago White Sox
Comiskey Park, Chicago, IL
 Fri May 26 2000, 8:05 PM EDT
 Att. 18,225 - Cloudy - 58 F

AB	35
R	3
H	8
RBI	3
BB	1
SO	8
LOB	14



Batter	1	2	3	4	5	6	7	8	9	AB	R	H	RBI	BB	SO	LOB
Ray Durham, S OBP: 0.301, SLG: 0.439 (1, 4)	F9		G6-3					G4-3		4	0	1	1	0	0	0
Jose Valentin, S OBP: 0.321, SLG: 0.471 (1, 6)	HR		G5-3					BB		3	1	1	0	1	0	1
Frank Thomas, R OBP: 0.441, SLG: 0.573 (1, 3)	HR			K				IBB		3	1	1	2	1	1	1
Magglio Ordonez, R OBP: 0.348, SLG: 0.509 (1, 9)	G4-3			G2-3				G6-4-3		4	0	0	0	0	0	2
Carlos Lee, R OBP: 0.335, SLG: 0.487 (1, 10)	K			K				1-2f		3	0	0	0	0	3	0
Jeff Abbott, R OBP: 0.324, SLG: 0.371 (1, 7)										2	1	1	0	1	1	0
Chris Singleton, L OBP: 0.320, SLG: 0.432 (1, 8)										3	1	1	0	0	0	1
Herbert Perry, R OBP: 0.320, SLG: 0.412 (1, 5)										3	0	1	1	0	1	0
Brook Fordyce, R OBP: 0.143, SLG: 0.571 (1, 2)										3	1	0	1	0	2	1
Inning Stats	R: 2 H: 2 E: 0 LOB: 0 K: 1 BB: 0 S: 11 P: 17	R: 0 H: 0 E: 0 LOB: 0 K: 1 BB: 1 S: 6 P: 12	R: 0 H: 0 E: 0 LOB: 0 K: 1 BB: 0 S: 9 P: 12	R: 0 H: 0 E: 0 LOB: 0 K: 2 BB: 0 S: 10 P: 17	R: 3 H: 4 E: 0 LOB: 1 K: 0 BB: 0 S: 11 P: 16	R: 0 H: 0 E: 0 LOB: 0 K: 2 BB: 0 S: 8 P: 12	R: 0 H: 0 E: 0 LOB: 0 K: 1 BB: 0 S: 7 P: 12	R: 0 H: 0 E: 0 LOB: 1 K: 0 BB: 2 S: 9 P: 19	1B: 3 SF: 0 2B: 1 SAC: 0 3B: 1 DP: 2 HR: 1 HBP: 0							
PITCHER Chuck Finley, L ERA: 4.04 (1, 1)	IP: 8.0 WLS: L BF: 31 H: 6 R: 5 ER: 5 SO: 8 BB: 2 IBB: 1 HBP: 0 BLK: 0 WP: 0 HR: 1 S: 71 P: 117 ERA: 5.62 WHIP: 1.000															

BOTTOM

Cleveland Indians @ Chicago White Sox
Comiskey Park, Chicago, IL
Fri May 26 2000, 8:05 PM EDT
Att. 18,225 - Cloudy - 58 F

livebaseballscorecards.com

AB	28
R	5
H	6
RBI	5
BB	3
SO	8
LOB	6



WP: 0	PA: 31
PB: 0	
SB: 1	
CS: 0	

Batter	1	2	3	4	5	6	7	8	9	AB R H RBI BB SO LOB	TOP											
Kenny Lofton, L (1, 8) OBP: 0.348, SLG: 0.379	0-1 G4-3		2-2 G6-3		3-3 K			0-0 HR 1B	1-3 K	5 1 1 0 0 2 1												
Omar Vizquel, S (1, 6) OBP: 0.347, SLG: 0.358	2-1 G5-3		2-2 P4			1-0 G5-3		2-3 K	2-0 G4-3	5 0 0 0 0 1 2												
Roberto Alomar, S (1, 4) OBP: 0.356, SLG: 0.454	2-3 K			1-1 G4-3		2-1 F8		3-2 HR 1-H	0-3 K	5 1 1 2 0 2 1												
Manny Ramirez, R (1, 9) OBP: 0.409, SLG: 0.621		3-1 G2-3 1B		4-0 G4-3 BB		2-2 1B		3-1 BB 1B		3 1 3 0 1 0 0												
Jim Thome, L (1, 10) OBP: 0.348, SLG: 0.583		2-3 K		0-0 G4-3		2-1 F8		1-2 F9		4 0 0 0 0 1 4												
Travis Fryman, R (1, 5) OBP: 0.383, SLG: 0.509		1-2 G2-3 1B		4-1 BB			1-2 G6-3	4-2 1B BB		2 0 1 0 2 0 0												
Richie Sexson, R (1, 3) OBP: 0.324, SLG: 0.444		0-1 G2-3		0-0 G3			2-1 G6-3	1-0 1B		4 0 1 1 0 0 4												
Alex Ramirez, R (1, 7) OBP: 0.306, SLG: 0.500		1-3 K			1-2 P3		1-2 1B	1-3 K		4 0 1 0 0 2 4												
Einar Diaz, R (1, 2) OBP: 0.351, SLG: 0.457			0-1 G5-3		1-0 G4-3		1-2 F7		2-1 G4-3 2B	4 0 1 0 0 0 1												
Inning Stats	R: 0 E: 0 K: 1 S: 8	H: 0 LOB: 0 BB: 0 P: 12	R: 0 E: 0 K: 2 S: 13	H: 2 LOB: 2 BB: 0 P: 20	R: 0 E: 0 K: 0 S: 8	H: 0 LOB: 0 BB: 0 P: 12	R: 0 E: 0 K: 0 S: 5	H: 0 LOB: 2 BB: 2 P: 14	R: 0 E: 0 K: 1 S: 8	H: 0 LOB: 0 BB: 0 P: 13	R: 0 E: 0 K: 0 S: 9	H: 1 LOB: 1 BB: 0 P: 16	R: 0 E: 0 K: 0 S: 12	H: 1 LOB: 1 BB: 0 P: 17	R: 3 E: 0 K: 2 S: 22	H: 4 LOB: 2 BB: 1 P: 37	R: 0 E: 0 K: 2 S: 9	H: 1 LOB: 1 BB: 0 P: 14	1B: 7 2B: 1 3B: 0 HR: 1	SF: 0 SAC: 0 DP: 0 HBP: 0	WP: 0 PB: 0 SB: 0 CS: 0	PA: 39
PITCHER	IP WLS BF H R ER SO BB IBB HBP BLK WP HR S P ERA WHIP																					
Jim Parque, L (1, 1) ERA: 4.01	7.1 W 30 6 2 2 5 2 0 0 0 0 0 1 72 118 2.46 1.091																					
Jesus Pena, L (8, 1) ERA: 13.5	0.2 5 2 1 1 1 1 0 0 0 0 0 0 13 23 13.50 4.500																					
Bob Howry, R (9, 1) ERA: 5.29	1.0 4 1 0 0 2 0 0 0 0 0 0 0 9 14 0.00 1.000																					

Cleveland Indians @ Chicago White Sox
 Comiskey Park, Chicago, IL
 Sat May 27 2000, 7:05 PM EDT
 Att. 30,250 - Overcast - 65 F

AB	36
R	3
H	9
RBI	3
BB	3
SO	8
LOB	17



WP: 0	PA: 39
PB: 0	
SB: 0	
CS: 0	

Batter	1	2	3	4	5	6	7	8	9
Ray Durham, S OBP: 0.307, SLG: 0.443 (1, 4)	1-1 HR 1B	4-2 3B BB	2-1 G4-3 2-3		0-1 2B 2B	0-2 F8		2-2 G4-6-3 1-2f	
Jose Valentin, S OBP: 0.333, SLG: 0.511 (1, 6)	2-1 HR 1-H	3-2 2B 3B 1-H 2-H 3-H	2-1 1B 2B 3-H		4-2 2B 1B BB		0-0 G5-3		
Frank Thomas, R OBP: 0.445, SLG: 0.583 (1, 3)	1-0 G6-3	2-1 1B 2B 3-H	4-2 1B BB		3-1 1B FC6-4 2B 1-3 2-H		3-3 K		
Magglio Ordonez, R OBP: 0.360, SLG: 0.515 (1, 9)	3-2 E8 S	4-2 1B BB	0-1 1-2 2-H 1B		0-0 FC6-4 1B 2-3 3-H		1-1 HR 1B		
Carlos Lee, R OBP: 0.331, SLG: 0.497 (1, 7)	2-3 K 2-3	2-3 K	0-0 F8		1-2 FC6-4 1-2f 3-H		0-1 HR 1-H		
Chris Singleton, L OBP: 0.317, SLG: 0.425 (1, 8)	2-3 K	1-2 1-3 2-H 1B		1-0 G3	0-0 F8		1-0 G3-1		
Jeff Abbott, R OBP: 0.316, SLG: 0.358 (1, 10)		2B 3B 1B P3		1-1 G6-3	2-3 K		0-1 P5		
Herbert Perry, R OBP: 0.350, SLG: 0.458 (1, 5)		2-2 3B 2B 1-3	0-0 G4-3 2B 2B	0-0 FC4-6 1B		1-3 K	4-1 HBP BB		
Brook Fordyce, R OBP: 0.167, SLG: 0.364 (1, 2)		1-3 K	0-1 F7	2-0 FC4-6 1-2f		1-0 P9	1-2 G4-6-3 HBP		

Inning Stats	R: 2 E: 1 K: 2 S: 14	H: 2 LOB: 1 BB: 0 P: 25	R: 5 E: 0 K: 2 S: 29	H: 5 LOB: 2 BB: 2 P: 51	R: 2 E: 0 K: 0 S: 12	H: 3 LOB: 2 BB: 1 P: 20	R: 0 E: 0 K: 0 S: 5	H: 1 LOB: 1 BB: 0 P: 9	R: 3 E: 0 K: 1 S: 15	H: 3 LOB: 1 BB: 1 P: 25	R: 0 E: 0 K: 1 S: 8	H: 0 LOB: 0 BB: 0 P: 10	R: 2 E: 0 K: 1 S: 9	H: 2 LOB: 0 BB: 0 P: 14	R: 0 E: 0 K: 0 S: 8	H: 0 LOB: 1 BB: 1 P: 15
--------------	-------------------------------	----------------------------------	-------------------------------	----------------------------------	-------------------------------	----------------------------------	------------------------------	---------------------------------	-------------------------------	----------------------------------	------------------------------	----------------------------------	------------------------------	----------------------------------	------------------------------	----------------------------------

PITCHER														PITCHER																			
IP	WLS	BF	H	R	ER	SO	BB	IBB	HBP	BLK	WP	HR	S	P	ERA	WHIP	IP	WLS	BF	H	R	ER	SO	BB	IBB	HBP	BLK	WP	HR	S	P	ERA	WHIP
Jaret Wright, R ERA: 4.4 (1, 1)	1.1	L	12	6	7	7	3	1	0	0	0	1	33	59	47.25	5.250																	
Sean DePaula, R ERA: 5.94 (2, 1)	1.1		10	4	2	2	1	2	0	0	0	0	21	36	13.50	4.500																	
Mark Watson, L ERA: 10.13 (3, 1)	2.1		12	4	3	3	1	1	0	0	0	0	21	35	11.57	2.143																	
Tom Martin, L ERA: 4.42 (6, 1)	2.0		8	2	2	2	2	0	0	0	0	1	17	24	9.00	1.000																	
Justin Speier, R ERA: (8, 1)	1.0		4	0	0	0	0	1	0	1	0	0	8	15	0.00	1.000																	

BOTTOM

Cleveland Indians @ Chicago White Sox
Comiskey Park, Chicago, IL

Sat May 27 2000, 7:05 PM EDT
Att. 30,250 - Overcast - 65 F

AB	R	H	RBI	BB	SO	LOB	5	3	2	0	1	0	3
4	4	3	6	1	0	0	4	2	2	2	1	1	0
4	1	3	2	1	0	0	4	1	1	3	0	2	6
5	0	1	1	0	1	2	5	1	1	0	0	1	3
4	2	3	0	1	1	0	4	0	0	0	0	1	4

livebaseballscorecards.com

AB	40
R	14
H	16
RBI	14
BB	5
SO	7
LOB	18



1B	7	SF	0	WP	0	PA	46
2B	6	SAC	0	PB	0		
3B	1	DP	1	SB	1		
HR	2	HBP	1	CS	0		

Batter	1	2	3	4	5	6	7	8	9	AB R H RBI BB SO LOB	TOP																
Kenny Lofton, L (1, 8) OBP: 0.373, SLG: 0.410	0-1 G4-3		1-1 1B 1B		1-0 CS 1B	1-1 2B 1B		4-2 G4-3 2B BB	2-0 2B	5 2 4 0 1 0 0																	
Omar Vizquel, S (1, 6) OBP: 0.346, SLG: 0.354	2-1 G4-3		0-2 1B 1-2 2-H		4-0 2B BB	3-2 2B E6		3-2 G4-3	1-3 K	5 2 1 1 1 1 4																	
Roberto Alomar, S (1, 4) OBP: 0.355, SLG: 0.460	3-2 G5-3		1-1 G4-3		3-2 2B 1-H	0-0 F6		0-2 2B 2B	0-3 K	6 1 2 2 0 1 6																	
Manny Ramirez, R (1, 9) OBP: 0.413, SLG: 0.624		1-3 K		3-2 SF9 1B	4-0 2B BB	0-1 E5 2B		3-1 G3 2B		4 1 2 1 1 1 2																	
Jim Thome, L (1, 3) OBP: 0.349, SLG: 0.581	2-2 G4-3		2-2 BB	4-2 BB	3-3 K	2-1 2B		2-0 G3		4 0 1 2 1 1 3																	
David Justice, L (1, 10) OBP: 0.374, SLG: 0.537	2-0 G3-1		1-1 F5		1-1 HR BB			0-0 F9		4 1 0 0 1 0 5																	
Travis Fryman, R (1, 5) OBP: 0.383, SLG: 0.526			1-2 F8	2-1 SF9		2-2 HR		3-2 F8		4 2 2 3 0 0 0																	
Richie Sexson, R (1, 7) OBP: 0.315, SLG: 0.431			3-1 G6-3	1-2 G1-3		1-3 K		0-1 G5-3		5 0 0 0 0 2 2																	
Einar Diaz, R (1, 2) OBP: 0.362, SLG: 0.491			0-0 1B 1B		1-2 G6-3	2-1 E 1B E		3-1 F7		5 3 3 2 0 0 0																	
Inning Stats	R: 0 E: 0 K: 0 S: 7 H: 0 LOB: 0 BB: 0 P: 12	R: 0 E: 0 K: 1 S: 7 H: 0 LOB: 0 BB: 0 P: 12	R: 1 E: 0 K: 0 S: 14 H: 3 LOB: 2 BB: 0 P: 20	R: 1 E: 0 K: 0 S: 14 H: 1 LOB: 1 BB: 1 P: 25	R: 1 E: 0 K: 1 S: 11 H: 2 LOB: 2 BB: 2 P: 27	R: 5 E: 2 K: 1 S: 22 H: 4 LOB: 2 BB: 1 P: 37	R: 0 E: 0 K: 0 S: 7 H: 0 LOB: 0 BB: 0 P: 13	R: 2 E: 0 K: 0 S: 12 H: 2 LOB: 1 BB: 1 P: 24	R: 2 E: 0 K: 3 S: 20 H: 3 LOB: 1 BB: 0 P: 26	1B: 8 2B: 5 3B: 0 HR: 2 SF: 1 SAC: 0 DP: 0 HBP: 0	WP: 0 PB: 0 SB: 4 CS: 1 PA: 48																
PITCHER	IP WLS BF H R ER SO BB IBB HBP BLK WP HR S P ERA WHIP											PITCHER	IP WLS BF H R ER SO BB IBB HBP BLK WP HR S P ERA WHIP														
Kip Wells, R (1, 1) ERA: 6.52	4.2 L	22	6	3	3	1	3	0	0	0	0	0	0	50	90	5.79	1.929										
Jesus Pena, L (5, 1) ERA: 18.0	0.1	2	0	1	1	1	1	0	0	0	0	0	0	6	13	27.00	3.000										
Sean Lowe, R (6, 1) ERA: 3.47	0.2	8	4	4	1	1	0	0	0	0	0	1	18	29	13.50	6.000											
Kevin Beime, R (6, 1) ERA: 6.75	2.1	10	2	2	2	0	1	0	0	0	0	0	20	38	7.71	1.286											
41 Bill Simas, R (9, 1) ERA: 4.29	1.0	6	3	2	2	3	0	0	0	0	0	1	20	26	18.00	3.000											

Cleveland Indians @ Chicago White Sox
Comiskey Park, Chicago, IL
Sun May 28 2000, 2:05 PM EDT
Att. 24,192 - Overcast - 56 F

livebaseballscorecards.com

AB	42
R	12
H	15
RBI	11
BB	5
SO	6
LOB	22



Batter	1	2	3	4	5	6	7	8	9	AB	R	H	RBI	BB	SO	LOB
Ray Durham, S OBP: 0.305, SLG: 0.437 (1, 4)	3-3 K	1-2 FC6-4		3-2 G3-1			2-0 HR	0-0 FC6-4		5	1	1	0	0	1	5
Jose Valentin, S OBP: 0.330, SLG: 0.500 (1, 6)	4-0 WP 1B SF9 BB	1-3 K			3-3 K		2-3 K		2-3 K	4	1	0	0	1	4	3
Frank Thomas, R OBP: 0.449, SLG: 0.607 (1, 3)	1-0 BB 1-2 1B		1-2 F8		3-1 2B		3-1 HR		3-3 K	5	1	3	2	0	1	0
Magglio Ordonez, R OBP: 0.361, SLG: 0.518 (1, 9)	1-2 SF9		0-1 F9		4-1 BB		1-0 2B		2-3 K	3	0	1	1	1	1	0
Carlos Lee, R OBP: 0.330, SLG: 0.487 (1, 7)	4-0 BB 1-2 BB		0-0 F3		3-3 K		1-2 P3			3	0	0	0	1	1	3
Chris Singleton, L OBP: 0.310, SLG: 0.415 (1, 8)	0-3 K			3-1 F7		0-3 K		3-2 G4-3		4	0	0	0	0	2	5
Jeff Abbott, R OBP: 0.313, SLG: 0.366 (1, 10)		0-3 K		2-2 2B		1-1 G5-3		0-2 G6-3		4	0	1	0	0	1	0
Herbert Perry, R OBP: 0.369, SLG: 0.459 (1, 5)		0-0 FC6-4 WP 1B		4-2 BB		3-2 G1-3		4-2 FC6-4 BB		2	0	1	0	2	0	0
Mark Johnson, L OBP: 0.313, SLG: 0.353 (1, 2)		4-2 FC6-4 BB		2-3 K		0-2 G3		1-3 K		3	0	0	0	1	2	3

Inning Stats		R: 1	H: 1	E: 0	K: 2	S: 14	R: 0	H: 1	E: 0	K: 2	S: 15	R: 0	H: 0	E: 0	K: 0	S: 6	R: 0	H: 1	E: 0	K: 3	S: 15	R: 0	H: 0	E: 0	K: 1	S: 9	R: 2	H: 3	E: 0	K: 1	S: 14	R: 0	H: 0	E: 0	K: 1	S: 9	R: 0	H: 0	E: 0	K: 3	S: 9	1B: 3	SF: 1	2B: 3	SAC: 0	3B: 0	DP: 0	HR: 1	HBP: 0
PITCHER		IP	WLS	BF	H	R	ER	SO	BB	IBB	HBP	BLK	WP	HR	S	P	ERA	WHIP	PITCHER		IP	WLS	BF	H	R	ER	SO	BB	IBB	HBP	BLK	WP	HR	S	P	ERA	WHIP												
Bartolo Colon, R ERA: 4.66 (1, 1)	5.0	W	24	4	1	1	8	8	5	0	0	0	2	0	69	116	1.80	1.800	Bartolo Colon, R ERA: 4.66 (1, 1)		5.0	W	24	4	1	1	8	8	5	0	0	0	2	0	69	116	1.80	1.800											
Scott Kamieniecki, R ERA: 6.1 (6, 1)	2.0		9	3	2	2	1	1	0	0	0	0	0	1	23	39	9.00	1.500	Scott Kamieniecki, R ERA: 6.1 (6, 1)		2.0		9	3	2	2	1	0	0	0	0	1	23	39	9.00	1.500													
Steve Reed, R ERA: 5.6 (8, 1)	1.0		4	0	0	0	1	1	1	0	0	0	0	0	9	14	0.00	1.000	Steve Reed, R ERA: 5.6 (8, 1)		1.0		4	0	0	0	1	1	0	0	0	9	14	0.00	1.000														
Justin Speier, R ERA: (9, 1)	1.0		3	0	0	0	3	3	0	0	0	0	0	0	9	16	0.00	0.000	Justin Speier, R ERA: (9, 1)		1.0		3	0	0	0	3	0	0	0	9	16	0.00	0.000															







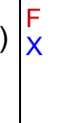

























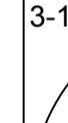













BOTTOM

Cleveland Indians @ Chicago White Sox
Comiskey Park, Chicago, IL

Sun May 28 2000, 2:05 PM EDT
Att. 24,192 - Overcast - 56 F

AB	33
R	3
H	7
RBI	3
BB	6
SO	13
LOB	19

livebaseballscorecards.com

Batter	1	2	3	4	5	6	7	8	9	10	AB	R	H	RBI	BB	SO	LOB	TOP							
Darin Erstad, L OBP: 0.444, SLG: 0.588 (1, 7) 	2-1  L5		2-0  G4-3			2-1  F8		4-0  1-2 IBB		2-3  K	4	0	0	0	1	1	1								
Adam Kennedy, L OBP: 0.300, SLG: 0.383 (1, 4) 	0-1  G2-3			1-1  F5		1-2  L4		1-0  F7			4	0	0	0	0	0	2								
Mo Vaughn, L OBP: 0.397, SLG: 0.658 (1, 10) 	1-3  K			1-1  P5			1-0  G1		0-3  K		4	0	0	0	0	2	0								
Tim Salmon, R OBP: 0.386, SLG: 0.514 (1, 9) 		3-2  16 FC3-6 1B		3-3  K			2-3  K		2-2  F3		4	0	1	0	0	2	0								
16 Garret Anderson, L OBP: 0.255, SLG: 0.478 (1, 8) 		0-1  FC3-6 1-2f G6-4-3			2-2  F8			2-2  F2		3-3  K	4	0	0	0	0	1	1								
Troy Glaus, R OBP: 0.445, SLG: 0.691 (1, 5) 		2-1  G6-4-3 1-2f			4-2  G4-3 BB			4-1  1B G4-3 FC6-4 BB		0-1  HR	2	2	1	1	2	0	1								
Scott Spiezio, S OBP: 0.359, SLG: 0.449 (1, 3) 			3-1  E3 G6-3 G6-3		2-1  G4-3			1-2  G4-3		1-0  F7	4	1	0	0	0	0	2								
Bengie Molina, R OBP: 0.371, SLG: 0.447 (1, 2) 			0-0  G6-3		2-3  K			1-2  FC6-4 1B		0-1  1B	4	0	2	0	0	1	2								
Benji Gil, R OBP: 0.270, SLG: 0.262 (1, 6) 			3-2  G6-3 3-H		2-1  P5			1-0  FC6-4 1-2f 3-H		2-3  K	4	0	0	2	0	1	2								
Inning Stats	R: 0 E: 0 K: 1 S: 7	H: 0 LOB: 0 BB: 0 P: 10	R: 0 E: 0 K: 0 S: 7	H: 1 LOB: 0 BB: 0 P: 12	R: 1 E: 1 K: 0 S: 7	H: 0 LOB: 0 BB: 0 P: 15	R: 0 E: 0 K: 1 S: 10	H: 0 LOB: 0 BB: 0 P: 15	R: 0 E: 0 K: 1 S: 13	H: 0 LOB: 1 BB: 1 P: 22	R: 0 E: 0 K: 0 S: 7	H: 0 LOB: 0 BB: 0 P: 12	R: 0 E: 0 K: 1 S: 10	H: 0 LOB: 0 BB: 0 P: 15	R: 1 E: 0 K: 0 S: 9	H: 1 LOB: 2 BB: 2 P: 21	R: 0 E: 0 K: 2 S: 9	H: 0 LOB: 0 BB: 0 P: 14	R: 1 E: 0 K: 2 S: 12	H: 2 LOB: 1 BB: 0 P: 17	1B: 3 2B: 0 3B: 0 HR: 1	SF: 0 SAC: 0 DP: 1 HBP: 0	WP: 0 PB: 0 SB: 1 CS: 0	PA: 37	
PITCHER	IP	WLS	BF	H	R	ER	SO	BB	IBB	HBP	BLK	WP	HR	S	P	ERA	WHIP								
Jim Brower, R ERA: 3.09 (1, 1)	7.2		27	2	2	1	4	2	0	0	0	0	0	69	116	1.17	0.522								
Tom Martin, L ERA: 4.26 (8, 1)	0.2		3	0	0	0	1	0	1	0	0	0	0	4	9	0.00	0.000								
Steve Reed, R ERA: 5.4 (9, 1)	0.2		2	0	0	0	1	0	0	0	0	0	0	6	11	0.00	0.000								
Steve Karsay, R ERA: 2.82 (10, 1)	1.0	L	5	2	1	1	2	0	0	0	0	0	1	12	17	9.00	2.000								

Anaheim Angels @ Cleveland Indians
 Jacobs Field, Cleveland, OH
 Mon May 29 2000, 1:05 PM EDT
 Att: 42,888 - Cloudy - 60 F

livebaseballscorecards.com

AB	34
R	3
H	4
RBI	3
BB	3
SO	8
LOB	11



Batter	1	2	3	4	5	6	7	8	9	10	AB R H RBI BB SO LOB
Kenny Lofton, L OBP: 0.366, SLG: 0.394 (1, 8)	4-2 FC5-4 BB		2-2 B2		1-2 G1-3			0-1 E5 1B E		3-1 P6	4 1 0 0 1 0 0
Omar Vizquel, S OBP: 0.348, SLG: 0.366 (1, 6)	2-1 F2		0-0 F3			1-1 FC1-5 2B		2-3 K		1-2 2B	5 0 2 0 0 1 2
Roberto Alomar, S OBP: 0.356, SLG: 0.456 (1, 4)	1-0 FC5-4 BB S 1-2f		2-3 K			2-2 FC1-5 FC1-6 1B 2-3		0-0 E 1B 1B		4-0 IBB	4 1 1 0 1 1 2
Manny Ramirez, R OBP: 0.419, SLG: 0.623 (8, PR)	4-1 BB			4-2 BB		1-1 FC1-6 1B		2-0 E4 1B		1-3 K	2 0 1 1 2 0 1 0 0 0 0 0 0 0 1 0 0 0 0 1 2
Dave Roberts, L OBP: 0.333, SLG: 0.333 (9, 9)	1-2 BB					1-2 1B		1-2 3-H			
Alex Ramirez, R OBP: 0.297, SLG: 0.486 (10, PH)	1-2 BB							2-2 2-3			3 0 1 1 1 0 3
David Justice, L OBP: 0.377, SLG: 0.533 (1, 10)	4-1 BB			3-2 F5		2-2 FC1-6 1-2f 2-3		2-2 1B			
Travis Fryman, R OBP: 0.376, SLG: 0.514 (1, 5)	2-1 F7			3-3 K		1-1 F9				1-3 K	4 0 0 0 0 2 6
Jim Thome, L OBP: 0.347, SLG: 0.571 (1, 3)		0-0 F7		1-3 K				4-0 G6-4-3 BB		1-0 G3	3 0 0 0 1 1 1
Richie Sexson, R OBP: 0.308, SLG: 0.421 (1, 7)		3-3 K		3-3 K				2-3 K		0-1 G5-3	4 0 0 0 0 3 1
Einar Diaz, R OBP: 0.350, SLG: 0.474 (1, 2)		1-1 P6				2-0 F7		1-2 G6-4-3 1-2f		1-2 P3	4 0 0 0 0 0 1

Inning Stats	R: 0	H: 0	E: 0	K: 0	S: 11	WLS	BF	H	R	ER	SO	BB	IBB	HBP	BLK	WP	HR	S	P	ERA	WHIP
	0	3	0	0	7		19	0	0	0	5	4	0	0	0	0	0	46	88	0.00	0.800
	0	3	0	0	7		19	0	0	0	5	4	0	0	0	0	0	24	38	0.00	1.500
	0	3	0	0	7		19	0	0	0	5	4	0	0	0	0	0	5	7	0.00	0.000
	0	3	0	0	7		19	0	0	0	5	4	0	0	0	0	0	12	18	0.00	1.200
	0	3	0	0	7		19	0	0	0	5	4	0	0	0	0	0	14	24	0.00	1.000

PITCHER	IP	WLS	BF	H	R	ER	SO	BB	IBB	HBP	BLK	WP	HR	S	P	ERA	WHIP
Jarrod Washburn, L ERA: 3.7	5.0		19	0	0	0	5	4	0	0	0	0	0	46	88	0.00	0.800
Al Levine, R ERA: 3.18	2.0	H	8	2	0	0	1	1	0	0	0	0	0	24	38	0.00	1.500
Mike Holtz, L ERA: 2.7	0.1	H	2	0	1	0	1	0	0	0	0	0	0	5	7	0.00	0.000
Shigetoshi Hasegawa, R ERA: 5.23	1.2	W	6	2	1	0	1	0	0	0	0	0	0	12	18	0.00	1.200
Troy Percival, R ERA: 3.0	1.0	S	5	1	0	0	1	0	1	0	0	0	0	14	24	0.00	1.000

BOTTOM

Anaheim Angels @ Cleveland Indians
Jacobs Field, Cleveland, OH

Mon May 29 2000, 1:05 PM EDT
Att. 42,888 - Cloudy - 60 F

livebaseballscorecards.com

AB	34
R	2
H	5
RBI	2
BB	6
SO	9
LOB	19

C

WP	0	PA	40
PB	0		
SB	1		
CS	0		

Batter	1	2	3	4	5	6	7	8	9	AB R H RBI BB SO LOB	TOP
Darin Erstad, L (1, 7) OBP: 0.439, SLG: 0.579	3-2 F8 F8		2-2 S 1B		1-0 F8 F8		1-1 G4-3 G4-3		0-0 G6-3 G6-3	5 0 1 0 0 0 0	
Orlando Palmeiro, L (1, 10) OBP: 0.426, SLG: 0.360	3-2 G3 G3		1-1 F7 F7		0-2 P6 P6			0-2 1B 16 G1-2-3 1B		4 0 1 0 0 0 1	
Mo Vaughn, L (1, 3) OBP: 0.395, SLG: 0.650	1-0 F7 F7		0-3 K 1-2		3-2 F9 F9			1-1 16 G1-2-3 BB 1B		4 0 1 0 0 1 1	
Tim Salmon, R (1, 9) OBP: 0.388, SLG: 0.511		1-2 F9 F9		2-2 G1-3 G1-3		1-0 FC6-4 16 1B		4-1 16 G1-2-3 BB		3 0 1 0 1 0 0	
16 Garret Anderson, L (1, 8) OBP: 0.259, SLG: 0.479		2-3 K K		0-1 S 3B 1B		3-1 FC6-4 1-2 1B		0-0 G1-2-3 1-2 2-3 3-Hr		4 1 2 0 0 1 3	
Troy Glaus, R (1, 5) OBP: 0.446, SLG: 0.683		4-2 1B BB		3-3 K 1-2		2-3 K K		4-1 FC6-4 BB		2 0 0 0 2 2 3	
Bengie Molina, R (1, 2) OBP: 0.374, SLG: 0.463		1-0 FC6-4 1-3 1B		1-0 FC6-4 2-H 3B		0-1 FC6-4 1-2f 2-3		0-1 FC6-4 1-2f		4 0 2 1 0 0 5	
Keith Luuloa, R (1, 4) OBP: 0.267, SLG: 0.214 (7, 6)		3-1 FC6-4 1-2f		3-1 F9 F9			1-2 G6-3 G6-3		0-2 G6-4-3 1B	4 0 1 0 0 0 3	
Benji Gil, R (1, 6) OBP: 0.266, SLG: 0.258 Scott Spiezio, S (7, PH) OBP: 0.355, SLG: 0.442 (7, 4)			0-1 P6 P6		2-3 K K		2-1 F8 F8		0-1 G6-4-3 1-2f	2 0 0 0 0 1 0 2 0 0 0 0 0 1	
Inning Stats	R: 0 H: 0 E: 0 LOB: 0 K: 0 BB: 0 S: 13 P: 20	R: 0 H: 1 E: 0 LOB: 2 K: 1 BB: 1 S: 12 P: 23	R: 0 H: 1 E: 0 LOB: 1 K: 1 BB: 0 S: 10 P: 13	R: 1 H: 2 E: 0 LOB: 1 K: 1 BB: 0 S: 11 P: 20	R: 0 H: 0 E: 0 LOB: 0 K: 1 BB: 0 S: 7 P: 10	R: 0 H: 2 E: 0 LOB: 2 K: 1 BB: 0 S: 12 P: 21	R: 0 H: 0 E: 0 LOB: 0 K: 0 BB: 0 S: 7 P: 11	R: 0 H: 2 E: 0 LOB: 3 K: 0 BB: 2 S: 10 P: 19	R: 0 H: 1 E: 0 LOB: 0 K: 0 BB: 0 S: 6 P: 6	1B: 8 SF: 0 2B: 0 SAC: 0 3B: 1 DP: 2 HR: 0 HBP: 0	WP: 0 PA: 37 PB: 0 SB: 2 CS: 0
PITCHER	IP WLS BF H R ER SO BB IBB HBP BLK WP HR S P ERA WHIP										
Dave Burba, R (1, 1) ERA: 4.77	7.0 W 28 6 1 1 5 1 0 0 0 0 0 0 72 118 1.29 1.000										
Scott Kamieniecki, R (8, 1) ERA: 5.82	1.0 6 2 0 0 0 2 0 0 0 0 0 0 10 19 0.00 4.000										
Steve Karsay, R (9, 1) ERA: 2.7	1.0 3 1 0 0 0 0 0 0 0 0 0 0 6 6 0.00 1.000										

Anaheim Angels @ Cleveland Indians
 Jacobs Field, Cleveland, OH
 Tue May 30 2000, 7:05 PM EDT
 Att. 42,910 - Sunny - 73 F

livebaseballscorecards.com

AB	34
R	1
H	9
RBI	1
BB	3
SO	5
LOB	17



Batter	1	2	3	4	5	6	7	8	9	AB	R	H	RBI	BB	SO	LOB
Kenny Lofton, L OBP: 0.362, SLG: 0.383 (1, 8)	2-0 F7	3-3 K			1-0 F8					3	0	0	0	1	1	1
Omar Vizquel, S OBP: 0.350, SLG: 0.374 (1, 6)	3-2 G6-3 S 1B				0-3 K					4	1	2	0	0	1	2
Roberto Alomar, S OBP: 0.355, SLG: 0.449 (1, 4)	2-1 G6-3 1-3				1-0 G4-3					3	0	0	1	1	0	1
Jim Thome, L OBP: 0.350, SLG: 0.566 (1, 3)	1-1 G3				0-0 G1-6-3 1B					3	1	1	0	1	0	3
Travis Fryman, R OBP: 0.373, SLG: 0.508 (1, 5)					2-0 G1-6-3					4	1	1	0	0	0	1
David Justice, L OBP: 0.385, SLG: 0.552 (1, 10)					0-0 F8					4	1	3	2	0	0	0
Alex Ramirez, R OBP: 0.293, SLG: 0.462 (1, 9)					0-0 E6 1B					4	1	1	0	0	1	3
Richie Sexson, R OBP: 0.302, SLG: 0.411 (1, 7)					2-1 G1-6-3 1B					4	1	0	0	0	0	3
Sandy Alomar Jr., R OBP: 0.366, SLG: 0.500 (1, 2)					0-0 G6-3					2	0	1	1	1	0	0

Inning Stats	R: 0	H: 1	E: 0	K: 0	S: 8	R: 3	H: 2	E: 2	K: 1	S: 10	R: 1	H: 2	E: 0	K: 0	S: 5	R: 0	H: 1	E: 0	K: 1	S: 5	R: 2	H: 2	E: 1	K: 0	S: 10	R: 0	H: 0	E: 0	K: 0	S: 8	R: 0	H: 1	E: 0	K: 1	S: 9
	LOB: 1	BB: 0	P: 16	LOB: 1	BB: 0	P: 20	LOB: 0	BB: 0	P: 8	LOB: 0	BB: 0	P: 6	LOB: 1	BB: 1	P: 17	LOB: 2	BB: 3	P: 23	LOB: 1	BB: 0	P: 19	LOB: 0	BB: 2	P: 23	LOB: 1	BB: 0	P: 19	SF: 0	SAC: 0	DP: 4	HBP: 0	WP: 0	PB: 0	SB: 2	CS: 1

PITCHER	IP	WLS	BF	H	R	ER	SO	BB	IBB	HBP	BLK	WP	HR	S	P	ERA	WHIP
Scott Schoeneweis, L ERA: 4.89 (1, 1)	7.0	L	31	8	6	3	2	4	0	0	0	0	0	50	96	3.86	1.714
Eric Weaver, R ERA: 7.11 (8, 1)	1.0		4	1	0	0	1	0	0	0	0	0	0	9	19	0.00	1.000

BOTTOM

Anaheim Angels @ Cleveland Indians
Jacobs Field, Cleveland, OH
 Tue May 30 2000, 7:05 PM EDT
 Att: 42,910 - Sunny - 73 F

AB	31
R	6
H	9
RBI	4
BB	4
SO	3
LOB	14



WP	HR	S	P	ERA	WHIP
0	0	1	35	0.00	1.000

Batter	1	2	3	4	5	6	7	8	9	AB	R	H	RBI	BB	SO	LOB	TOP										
Darin Erstad, L (1, 7) OBP: 0.434, SLG: 0.571	3-1 G3-1		2-2 G4-3	2-1 F7		2-2 G4-3		1-1 1B		5	0	1	0	0	0	5	Anaheim Angels @ Cleveland Indians Jacobs Field, Cleveland, OH Wed May 31 2000, 7:05 PM EDT Att. 41,637 - Cloudy - 84 F										
Keith Luuloa, R (1, 4) OBP: 0.368, SLG: 0.333 Scott Spiezio, S (8, PH) OBP: 0.353, SLG: 0.438	0-0 HR 1B		0-1 1B		1-0 1B 1B		0-0 G6-3	0-0 F5		4	1	3	0	0	0	0											
Mo Vaughn, L (1, 3) OBP: 0.387, SLG: 0.635	0-1 F7		2-3 K		1-3 K		1-3 K	2-1 G4-3		5	0	0	0	0	3	5											
Tim Salmon, R (1, 9) OBP: 0.397, SLG: 0.534	2-2 HR 1-H		1-3 K		0-0 16 G4-6-3 1B		0-0 16 E 1B	0-0 1B	0-0 16 G6-4-3 1B	5	2	4	2	0	1	1											
16 Garret Anderson, L (1, 8) OBP: 0.258, SLG: 0.472	1-3 K			0-0 BB BB 1B	2-0 G4-6-3		1-1 E4 1B	0-2 G6-4-3		5	0	1	0	0	1	4											
Troy Glaus, R (1, 5) OBP: 0.454, SLG: 0.681		3-0 F9		4-2 BB BB		4-2 1B BB	0-2 S 1B	4-2 1B BB		2	0	1	1	3	0	0											
Bengie Molina, R (1, 2) OBP: 0.375, SLG: 0.461		0-0 1B		2-3 K		0-0 F8	1-3 K	0-2 1B		5	0	2	0	0	2	5											
Edgard Clemente, R (1, 10) OBP: 0.205, SLG: 0.211 Orlando Palmeiro, L (8, PH) OBP: 0.426, SLG: 0.360 Matt Walbeck, S (8, PH) OBP: 0.197, SLG: 0.317		2-3 K		0-0 F7		2-3 K		1-1 G4-3	1-3 K	3	0	0	0	0	2	4											
Benji Gil, R (1, 6) OBP: 0.280, SLG: 0.268		0-0 P4		4-0 BB		0-0 1B		0-0 1B		3	0	2	0	1	0	1											
Inning Stats	R: 2 E: 0 K: 1 S: 11	H: 2 LOB: 0 BB: 0 P: 17	R: 0 E: 0 K: 1 S: 7	H: 1 LOB: 1 BB: 0 P: 12	R: 0 E: 0 K: 2 S: 11	H: 1 LOB: 3 BB: 2 P: 23	R: 0 E: 0 K: 1 S: 6	H: 2 LOB: 1 BB: 0 P: 10	R: 0 E: 0 K: 2 S: 10	H: 1 LOB: 2 BB: 1 P: 18	R: 1 E: 1 K: 2 S: 13	H: 2 LOB: 2 BB: 0 P: 16	R: 0 E: 0 K: 0 S: 8	H: 2 LOB: 2 BB: 0 P: 12	R: 0 E: 0 K: 1 S: 14	H: 2 LOB: 2 BB: 1 P: 19		1B: 13 2B: 0 3B: 0 HR: 1	SF: 0 SAC: 0 DP: 2 HBP: 0	WP: 0 PB: 0 SB: 1 CS: 0	PA: 44						
PITCHER	IP	WLS	BF	H	R	ER	SO	BB	IBB	HBP	BLK	WP	HR	S	P	ERA	WHIP										
Chuck Finley, L (1, 1) ERA: 3.93	6.2	W	32	9	3	2	8	3	0	0	0	0	1	63	105	2.70	1.800										
Justin Speier, R (7, 1) ERA:	0.1	H	2	1	0	0	1	0	0	0	0	0	0	6	7	0.00	3.000										
Tom Martin, L (8, 1) ERA: 4.19	0.1		3	2	0	0	0	0	0	0	0	0	0	5	7	0.00	6.000										
Steve Karsay, R (8, 1) ERA: 2.52	1.2	S	7	2	0	0	1	1	0	0	0	0	0	17	24	0.00	1.800										

livebaseballscorecards.com

AB	40
R	3
H	14
RBI	3
BB	4
SO	10
LOB	29



BOTTOM

Anaheim Angels @ Cleveland Indians
Jacobs Field, Cleveland, OH
Wed May 31 2000, 7:05 PM EDT
Att. 41,637 - Cloudy - 84 F

livebaseballscorecards.com

AB	33
R	7
H	10
RBI	7
BB	4
SO	6
LOB	10



WP:	0	PA:	38
PB:	0		
SB:	2		
CS:	0		

AB R H RBI BB SO LOB

3 0 0 0 2 1 1

4 0 1 0 0 0 1

4 1 1 1 0 1 4

3 1 1 0 1 1 0

4 1 1 2 0 2 2

3 2 1 1 1 1 0

4 2 3 3 0 0 0

4 0 1 0 0 0 1

1B:	4	SF:	0
2B:	1	SAC:	0
3B:	0	DP:	0
HR:	5	HBP:	1

Batter	1	2	3	4	5	6	7	8	9
Kenny Lofton, L OBP: 0.364, SLG: 0.373 (1, 8)	4-2 S BB BB	2-3 K			1-0 F9	4-0 HBP BB		2-2 G1-3	
Omar Vizquel, S OBP: 0.352, SLG: 0.372 (1, 6)	0-2 F9	0-1 1B			3-2 G6-3	1-1 HBP		2-1 G1-3	
Roberto Alomar, S OBP: 0.353, SLG: 0.460 (1, 4)	2-3 K				3-2 L8	1-2 HR			
Jim Thome, L OBP: 0.353, SLG: 0.563 (1, 3)	4-1 1B BB				2-1 L9	0-1 HR 1B		1-3 K	
David Justice, L OBP: 0.383, SLG: 0.563 (1, 9)	3-3 K				3-3 K	2-1 HR		0-0 G4-3	
Travis Fryman, R OBP: 0.376, SLG: 0.522 (1, 5)		4-2 HR BB			2-3 K	2-2 L6		2-0 HR	
Russell Branyan, L OBP: 0.750, SLG: 2.500 (1, 10)		2-0 HR			2-2 G3	1-0 HR		2-2 2B	
Alex Ramirez, R OBP: 0.289, SLG: 0.442 (1, 7)		1-1 G6-3			2-2 G5-3	3-2 HBP S 1B		2-2 F8	
Sandy Alomar Jr., R OBP: 0.360, SLG: 0.486 (1, 2)		1-1 1B			1-2 F7	2-1 G6-3		0-1 G5-3	

Inning Stats	R: 0	H: 0	E: 0	K: 2	S: 16	L: 2	LOB: 2	BB: 2	P: 29	R: 2	H: 3	E: 0	K: 1	S: 12	LOB: 1	BB: 1	P: 22	R: 0	H: 0	E: 0	K: 1	S: 9	R: 0	H: 0	E: 0	K: 0	S: 7	R: 4	H: 5	E: 0	K: 0	S: 22	R: 1	H: 2	E: 0	K: 1	S: 12	R: 0	H: 0	E: 0	K: 0	S: 8	1B: 4	SF: 0	2B: 1	SAC: 0	3B: 0	DP: 0	HR: 5	HBP: 1	WP: 0	PA: 38
--------------	------	------	------	------	-------	------	--------	-------	-------	------	------	------	------	-------	--------	-------	-------	------	------	------	------	------	------	------	------	------	------	------	------	------	------	-------	------	------	------	------	-------	------	------	------	------	------	-------	-------	-------	--------	-------	-------	-------	--------	-------	--------

PITCHER	IP	WLS	BF	H	R	ER	SO	BB	IBB	HBP	BLK	WP	HR	S	P	ERA	WHIP
Seth Etherton, R ERA: 5.4 (1, 1)	5.0	L	21	4	3	3	5	3	0	0	0	0	2	60	103	5.40	1.400
Mike Holtz, L ERA: 5.4 (6, 1)	0.0		2	2	2	2	0	0	0	0	0	0	1	4	6	∞	∞
Al Levine, R ERA: 3.32 (6, 1)	1.0		7	2	1	1	0	1	0	1	0	0	1	15	29	9.00	3.000
Shigetoshi Hasegawa, R ERA: 5.34 (7, 1)	1.0		5	2	1	1	1	0	0	0	0	0	1	12	19	9.00	2.000
Eric Weaver, R ERA: 6.59 (8, 1)	1.0		3	0	0	0	0	0	0	0	0	0	0	8	12	0.00	0.000

Batter	1	2	3	4	5	6	7	8	9	AB R H RBI BB SO LOB	TOP											
Kenny Lofton, L (1, 8) OBP: 0.360, SLG: 0.363	4-1 F9 BB BB		0-1 L4		2-3 K			3-1 F6		3 0 0 0 1 1 1												
Omar Vizquel, S (1, 6) OBP: 0.350, SLG: 0.366	4-2 1-2 BB		0-0 G4-3			3-2 G3		3-2 F8		3 0 0 0 1 0 0												
Roberto Alomar, S (1, 4) OBP: 0.351, SLG: 0.456	1-3 K			0-2 L5		1-1 WP 1B 1B		1-2 G6-3		4 0 1 0 0 1 2												
Jim Thome, L (1, 3) OBP: 0.361, SLG: 0.581	3-2 F9 2-3			0-0 HR		0-0 WP 1B			4-2 F9 G3 BB	3 1 2 1 1 0 2												
David Justice, L (1, 9) OBP: 0.380, SLG: 0.553	1-3 K			2-1 G4-3		4-1 G4-6-3 BB			1-1 G3 1-2	3 0 0 0 1 1 3												
Travis Fryman, R (1, 5) OBP: 0.373, SLG: 0.513		2-1 G6-3		2-3 K		0-0 G4-6-3 1-2			4-0 BB	3 0 0 0 1 1 3												
Richie Sexson, R (1, 7) OBP: 0.295, SLG: 0.402		1-3 K			0-2 G5-3		2-3 K		2-1 F9 2-3	4 0 0 0 0 2 2												
Sandy Alomar Jr., R (1, 2) OBP: 0.354, SLG: 0.466		2-3 K			3-2 SH3 HBP		3-3 K		2-2 F9	3 0 0 0 0 2 2												
Jaret Wright, R (1, 1) Mark Watson, R (5, 1) Jamie Brewington, R (6, 1) Enrique Wilson, S (7, PH) Tom Martin, L (7, 1) Scott Kamieniecki, R (8, 1)			1-3 K		1-1 SH3 1-2		2-1 G5-3			1 0 0 0 0 1 0 0 0 0 0 0 0 0 0 0 0 0 0 0 0 1 0												
Inning Stats	R: 0 E: 0 K: 2 S: 14	H: 0 LOB: 2 BB: 2 P: 27	R: 0 E: 0 K: 2 S: 8	H: 0 LOB: 0 BB: 0 P: 13	R: 0 E: 0 K: 1 S: 6	H: 0 LOB: 0 BB: 0 P: 7	R: 1 E: 0 K: 1 S: 9	H: 1 LOB: 0 BB: 0 P: 13	R: 0 E: 0 K: 1 S: 11	H: 0 LOB: 1 BB: 0 P: 17	R: 0 E: 0 K: 0 S: 8	H: 2 LOB: 2 BB: 1 P: 16	R: 0 E: 0 K: 2 S: 12	H: 0 LOB: 0 BB: 0 P: 19	R: 0 E: 0 K: 0 S: 8	H: 0 LOB: 0 BB: 0 P: 15	R: 0 E: 0 K: 0 S: 10	H: 0 LOB: 2 BB: 2 P: 23	1B: 2 2B: 0 3B: 0 HR: 1	SF: 0 SAC: 1 DP: 1 HBP: 1	WP: 1 PB: 0 SB: 0 CS: 0	PA: 35
PITCHER	IP WLS BF H R ER SO BB IBB HBP BLK WP HR S P ERA WHIP																					
Darryl Kile, R (1, 1) ERA: 4.83	8.0 W 30 3 1 1 9 3 0 1 0 1 1 76 127 1.12 0.750																					
Mike Matthews, L (9, 1) ERA:	0.1 2 0 0 0 0 1 0 0 0 0 0 4 9 0.00 3.000																					
Dave Veres, R (9, 1) ERA: 3.86	0.2 3 0 0 0 0 1 0 0 0 0 0 6 14 0.00 1.500																					

Cleveland Indians @ St. Louis Cardinals
Busch Stadium, St. Louis, MO
 Fri Jun 02 2000, 7:10 PM CDT
 Att. 41,685 - Cloudy - 79 F

livebaseballscorecards.com

AB	28
R	1
H	3
RBI	1
BB	5
SO	9
LOB	15



Batter	1	2	3	4	5	6	7	8	9	AB R H RBI BB SO LOB	TOP																
Kenny Lofton, L (1, 8) OBP: 0.369, SLG: 0.385	1-1 2B		3-2 G4-3 1B 2B	3-2 G4-3		1-0 P6			4-2 BB BB	4 1 2 0 1 0 3																	
Omar Vizquel, S (1, 6) OBP: 0.342, SLG: 0.357	1-3 K		1-0 G4-3		2-1 F5		1-3 K		2-3 K	5 0 0 0 0 3 4																	
Roberto Alomar, S (1, 4) OBP: 0.352, SLG: 0.452	1-3 K		1-1 HR 1B		0-2 G4-3		0-0 F8		4-2 BB 1-2 2-3 BB	4 1 1 1 1 1 1																	
Jim Thome, L (1, 3) OBP: 0.357, SLG: 0.568	4-1 BB		3-H F7		1-3 K		0-1 G6-3		1-2 F8	4 0 0 0 1 1 4																	
David Justice, L (1, 9) OBP: 0.382, SLG: 0.570	1-1 G4-3		0-0 HR			1-2 BB BB 1B		0-1 F3		4 1 2 2 0 0 2																	
Travis Fryman, R (1, 5) OBP: 0.371, SLG: 0.505		2-3 K	3-2 L9			4-2 BB BB		0-3 K		3 0 0 0 1 2 0																	
Richie Sexson, R (1, 7) OBP: 0.294, SLG: 0.415		1-2 F9		1-1 HR		0-3 K		3-3 K		4 1 1 1 0 2 2																	
Jolbert Cabrera, R (9, 7) OBP: 0.328, SLG: 0.327										0 0 0 0 0 0 0																	
Einar Diaz, R (1, 2) OBP: 0.363, SLG: 0.479		3-1 1B		0-1 G6-3		4-1 BB 1-2 2-3 BB			0-1 BB WP 1B	3 0 2 0 1 0 0																	
Bartolo Colon, R (1, 1)		1-3 K		1-3 K		1-3 K		1-3 K	3-3 K	3 0 0 0 0 3 4																	
Russell Branyan, L (9, PH) OBP: 0.600, SLG: 2.000									1-2 K	1 0 0 0 0 1 1																	
Steve Karsay, R (9, 1)										0 0 0 0 0 0 0																	
Inning Stats	R: 0 E: 0 K: 2 S: 11	H: 1 LOB: 2 BB: 1 P: 19	R: 0 E: 0 K: 2 S: 12	H: 1 LOB: 1 BB: 0 P: 19	R: 3 E: 0 K: 0 S: 13	H: 3 LOB: 0 BB: 0 P: 21	R: 1 E: 0 K: 1 S: 12	H: 1 LOB: 0 BB: 0 P: 17	R: 0 E: 0 K: 1 S: 8	H: 0 LOB: 0 BB: 0 P: 11	R: 0 E: 0 K: 2 S: 16	H: 1 LOB: 3 BB: 2 P: 27	R: 0 E: 0 K: 1 S: 6	H: 0 LOB: 0 BB: 0 P: 7	R: 0 E: 0 K: 2 S: 8	H: 0 LOB: 0 BB: 0 P: 11	R: 0 E: 0 K: 2 S: 18	H: 1 LOB: 3 BB: 2 P: 32	1B: 4 2B: 2 3B: 0 HR: 2	SF: 0 SAC: 0 DP: 0 HBP: 0	WP: 1 PB: 0 SB: 0 CS: 0	PA: 40					
PITCHER	IP	WLS	BF	H	R	ER	SO	BB	IBB	HBP	BLK	WP	HR	S	P	ERA	WHIP										
Garrett Stephenson, R (1, 1) ERA: 4.0	5.0	L	24	7	4	4	6	2	0	0	0	0	2	63	99	7.20	1.800										
Heathcliff Slocumb, R (6, 1) ERA: 4.8	1.0		4	0	0	0	2	1	0	0	0	0	0	9	15	0.00	1.000										
Jose Rodriguez, L (7, 1) ERA:	1.0		3	0	0	0	1	0	0	0	0	0	0	6	7	0.00	0.000										
Mark Thompson, R (8, 1) ERA: 3.27	1.1		5	1	0	0	3	0	0	0	0	1	0	13	19	0.00	0.750										
Mike Matthews, L (9, 1) ERA:	0.2		4	0	0	0	1	2	0	0	0	0	0	13	24	0.00	3.000										

Cleveland Indians @ St. Louis Cardinals
Busch Stadium, St. Louis, MO
 Sat Jun 03 2000, 7:10 PM CDT
 Att. 48,252 - Sunny - 78 F

livebaseballscorecards.com

AB 35
R 4
H 8
RBI 4
BB 5
SO 13
LOB 21



Batter	1	2	3	4	5	6	7	8	9	AB R H RBI BB SO LOB	TOP																									
Kenny Lofton, L (1, 8) OBP: 0.372, SLG: 0.413	1-0 1B 2-1 1B		2-1 HR		3-3 K			0-0 F8		4 1 2 1 0 1 0	Cleveland Indians @ St. Louis Cardinals Busch Stadium, St. Louis, MO Sun Jun 04 2000, 1:10 PM CDT Att. 44,594 - Cloudy - 71 F																									
Enrique Wilson, S (1, 4) OBP: 0.439, SLG: 0.547	2-1 1B 1-2 1B		3-3 K			3-2 G3		0-1 P6		4 0 1 0 0 1 0																										
Travis Fryman, R (1, 5) OBP: 0.373, SLG: 0.503	1-2 1B 1-2 2-3 1B		3-2 F9			1-3 K		4-2 2B 1B BB		3 1 1 0 1 1 0																										
David Justice, L (1, 9) OBP: 0.385, SLG: 0.571	3-3 K		2-2 P5			4-1 E BB		3-0 1B 2B		3 0 1 0 1 1 3																										
Sandy Alomar Jr., R (1, 2) OBP: 0.349, SLG: 0.455	0-3 K			2-3 K		2-2 E6		0-0 1B		4 0 1 1 0 2 4																										
Richie Sexson, R (1, 3) OBP: 0.294, SLG: 0.428 (7, 7)	1-1 2-1 3-H	1-2 HR		2-3 K		0-3 K		3-3 K		4 1 1 1 0 3 2																										
Alex Ramirez, R (1, 7) OBP: 0.277, SLG: 0.422			1-3 K		1-3 K		1-3 K	2-0 F9		2 0 0 0 0 2 0																										
Jim Thome, L (7, PH) OBP: 0.353, SLG: 0.562 (7, 3)										2 0 0 0 0 1 0																										
Jolbert Cabrera, R (1, 6) OBP: 0.311, SLG: 0.310			3-3 K		3-2 F9		2-2 L5	0-1 G5-3		3 0 0 0 0 1 0																										
Omar Vizquel, S (9, PH) OBP: 0.341, SLG: 0.355 (9, 6)										1 0 0 0 0 0 0																										
Jim Brower, R (1, 1)			0-3 K		2-3 K		1-3 K			2 0 0 0 0 2 0																										
Justin Speier, R (6, 1)										1 0 0 0 0 1 0																										
Tom Martin, L (7, 1)										0 0 0 0 0 0 0																										
Steve Reed, R (8, 1)										0 0 0 0 0 0 0																										
Steve Karsay, R (9, 1)										0 0 0 0 0 0 0																										
Inning Stats	R: 0 E: 0 K: 2 S: 13	H: 3 LOB: 3 BB: 0 P: 21	R: 1 E: 0 K: 3 S: 13	H: 1 LOB: 0 BB: 0 P: 18	R: 1 E: 0 K: 1 S: 13	H: 1 LOB: 0 BB: 0 P: 23	R: 0 E: 0 K: 3 S: 10	H: 0 LOB: 0 BB: 0 P: 15	R: 0 E: 0 K: 2 S: 13	H: 0 LOB: 0 BB: 0 P: 21	R: 0 E: 1 K: 2 S: 15	H: 0 LOB: 2 BB: 1 P: 25	R: 0 E: 0 K: 2 S: 11	H: 0 LOB: 0 BB: 0 P: 15	R: 1 E: 0 K: 0 S: 7	H: 2 LOB: 2 BB: 1 P: 14	R: 0 E: 0 K: 1 S: 8	H: 0 LOB: 0 BB: 0 P: 13	1B: 4 2B: 1 3B: 0 HR: 2	SF: 0 SAC: 0 DP: 0 HBP: 0	WP: 0 PB: 0 SB: 0 CS: 0	PA: 35														
PITCHER	IP WLS BF H R ER SO BB IBB HBP BLK WP HR S P ERA WHIP																																			
Rick Ankiel, L (1, 1) ERA: 3.69	5.0		20	5	2	2	11	0	0	0	0	0	2	62	98	3.60	1.000																			
Matt Morris, R (6, 1) ERA: 1.5	3.0	L	13	2	1	1	4	2	0	0	0	0	0	33	54	3.00	1.333																			
Dave Veres, R (9, 1) ERA: 3.71	1.0		3	0	0	0	1	0	0	0	0	0	0	8	13	0.00	0.000																			

livebaseballscorecards.com

AB	33
R	3
H	7
RBI	3
BB	2
SO	16
LOB	9



Batter	1	2	3	4	5	6	7	8	9	AB	R	H	RBI	BB	SO	LOB
Fernando Vina, L (1, 4) OBP: 0.404, SLG: 0.435	0-0 F7	2-2 F8		2-2 F9		0-0 F9		3-2 G3		5	0	0	0	0	0	2
Edgar Renteria, R (1, 6) OBP: 0.311, SLG: 0.430	2-2 F3		3-3 K		3-2 G6-3		1-0 FC1-2		1-1 F8	5	0	1	0	0	1	0
15 Jim Edmonds, L (1, 8) OBP: 0.474, SLG: 0.691	2-2 HBP 1B		0-0 F8		0-1 HR		2-3 K		0-0 L4	5	2	2	1	0	1	2
Mark McGwire, R (1, 3) OBP: 0.500, SLG: 0.812	1-1 HBP 1B		4-2 BB		2-3 K		4-0 FC1-2 IBB		1-3 K	2	0	0	0	2	2	0
Eric Davis, R (1, 9) OBP: 0.412, SLG: 0.515	0-1 HBP 1B		4-0 BB		4-1 FC6-4 BB		1-0 FC1-2		1-2 BB	2	0	1	1	2	0	2
J.D. Drew, L (1, 7) OBP: 0.404, SLG: 0.484	1-0 F3		1-3 K		4-0 FC6-4 BB		1-3 K		3-H 1-3	3	0	0	0	1	2	7
Craig Paquette, R (1, 5) OBP: 0.328, SLG: 0.475		2-2 F7	3-3 K		0-1 FC6-4			0-1 1B		4	0	1	0	0	1	5
Mike Matheny, R (1, 2) OBP: 0.319, SLG: 0.368		2-2 WP 1B		2-3 K		3-2 G6-3		1-0 F2		4	0	1	0	0	1	1
Rick Ankiel, L (1, 1) OBP: 0.286, SLG: 0.556		2-2 F3		2-3 K		0-3 K		0-1 F7		2	0	0	0	0	1	1
Matt Morris, R (6, 1)										1	0	0	0	0	1	0
Thomas Howard, S (8, PH)										1	0	0	0	0	0	1
Dave Veres, R (9, 1)										0	0	0	0	0	0	0


Inning Stats	R: 1	H: 2	E: 0	K: 0	S: 11	H: 2	LOB: 2	BB: 0	P: 17	R: 0	H: 1	E: 0	K: 0	S: 13	H: 0	LOB: 3	BB: 2	P: 27	R: 0	H: 0	E: 0	K: 2	S: 10	R: 1	H: 1	E: 0	K: 1	S: 11	H: 0	LOB: 0	BB: 0	P: 16	R: 0	H: 0	E: 0	K: 1	S: 8	H: 0	LOB: 0	BB: 0	P: 11	R: 0	H: 1	E: 0	K: 2	S: 10	H: 1	LOB: 2	BB: 1	P: 19	R: 0	H: 1	E: 0	K: 0	S: 9	H: 1	LOB: 1	BB: 0	P: 13	R: 0	H: 0	E: 0	K: 1	S: 6	H: 0	LOB: 0	BB: 0	P: 8	1B: 5	SF: 0	2B: 0	3B: 0	HR: 1	SAC: 0	DP: 0	HBP: 1
--------------	------	------	------	------	-------	------	--------	-------	-------	------	------	------	------	-------	------	--------	-------	-------	------	------	------	------	-------	------	------	------	------	-------	------	--------	-------	-------	------	------	------	------	------	------	--------	-------	-------	------	------	------	------	-------	------	--------	-------	-------	------	------	------	------	------	------	--------	-------	-------	------	------	------	------	------	------	--------	-------	------	-------	-------	-------	-------	-------	--------	-------	--------

PITCHER	IP	WLS	BF	H	R	ER	SO	BB	IBB	HBP	BLK	WP	HR	S	P	ERA	WHIP
Jim Brower, R (1, 1) ERA: 3.24	5.0		25	4	2	2	6	4	0	1	0	1	1	57	105	3.60	1.600
Justin Speier, R (6, 1) ERA:	1.2		7	1	0	0	2	0	1	0	0	0	0	13	24	0.00	0.600
Tom Martin, L (7, 1) ERA: 3.92	0.1	W	1	0	0	0	1	0	0	0	0	0	0	5	6	0.00	0.000
Steve Reed, R (8, 1) ERA: 5.12	1.0	H	4	1	0	0	0	0	0	0	0	0	0	9	13	0.00	1.000
Steve Karsay, R (9, 1) ERA: 2.33	1.0	S	3	0	0	0	1	0	0	0	0	0	0	6	8	0.00	0.000

BOTTOM

Cleveland Indians @ St. Louis Cardinals
 Busch Stadium, St. Louis, MO
 Sun Jun 04 2000, 1:10 PM CDT
 Att: 44,594 - Cloudy - 71 F

AB	34
R	2
H	6
RBI	2
BB	5
SO	10
LOB	21



WP	PA	ERA	WHIP
1	40		
1			
2			
0			

Batter	1	2	3	4	5	6	7	8	9	AB R H RBI BB SO LOB	TOP
Kenny Lofton, L (1, 8) OBP: 0.367, SLG: 0.400	4-0 SH1-3 BB SF7 BB		1-1 G4-3	3-3 K		2-2 F8		1-0 F8	4 1 0 0 1 1 3		
Omar Vizquel, S (1, 6) OBP: 0.346, SLG: 0.368	4-1 SF7 SH1-3 1-2 BB		2-2 1B	1-1 CS 1B		2-2 F7		3-2 F8	4 1 2 2 1 0 1		
Roberto Alomar, S (1, 4) OBP: 0.352, SLG: 0.450	0-0 SH1-3		1-2 G6-3 1B	1-2 CS 1B		3-1 F8		0-2 G4-3	3 0 1 1 0 0 0		
Jim Thome, L (1, 3) OBP: 0.356, SLG: 0.556	4-0 BB		0-0 G6-3 1B			4-0 HR BB		0-0 G3	2 1 0 0 2 0 1		
David Justice, L (1, 9) OBP: 0.387, SLG: 0.608	0-0 SF7			2-1 HR		1-1 HR		1-0 G3	3 2 2 4 0 0 0		
Travis Fryman, R (1, 5) OBP: 0.371, SLG: 0.513	3-3 K			2-2 HR		2-3 K		1-3 K	4 1 1 1 0 3 2		
Richie Sexson, R (1, 7) OBP: 0.298, SLG: 0.429				0-1 SH5-4 1B HBP		3-3 K		1-3 K	4 1 2 0 0 2 0		
Einar Diaz, R (1, 2) OBP: 0.367, SLG: 0.475				2-1 SH5-4 1B HBP		1-1 SH5-3 1B		2-1 G5-3	3 1 1 0 0 0 1		
Dave Burba, R (1, 1) Scott Kamieniecki, R (7, 1) Enrique Wilson, S (9, PH) Justin Speier, R (9, 1)				1-2 SH5-4		0-2 SH5-3		2-0 G3-1	1 0 0 0 0 1 1 0 0 0 0 0 0 0 1 0 0 0 0 0 0 0 0 0 0 0 0 0		
Inning Stats	R: 1 H: 0 E: 0 LOB: 2 K: 1 BB: 3 S: 6 P: 21	R: 0 H: 1 E: 0 LOB: 0 K: 1 BB: 0 S: 8 P: 15	R: 1 H: 2 E: 0 LOB: 0 K: 0 BB: 0 S: 10 P: 14	R: 4 H: 4 E: 0 LOB: 0 K: 1 BB: 0 S: 19 P: 31	R: 2 H: 1 E: 0 LOB: 0 K: 2 BB: 1 S: 10 P: 23	R: 0 H: 1 E: 0 LOB: 1 K: 0 BB: 0 S: 11 P: 16	R: 0 H: 0 E: 0 LOB: 0 K: 0 BB: 0 S: 5 P: 6	R: 0 H: 0 E: 0 LOB: 0 K: 2 BB: 0 S: 9 P: 13	R: 0 H: 0 E: 0 LOB: 0 K: 0 BB: 0 S: 6 P: 12	1B: 5 SF: 1 2B: 0 SAC: 3 3B: 1 DP: 1 HR: 3 HBP: 1	WP: 0 PA: 39 PB: 0 SB: 0 CS: 2
PITCHER	IP WLS BF H R ER SO BB IBB HBP BLK WP HR S P ERA WHIP										
Jeff D'Amico, R (1, 1) ERA: 3.19	4.0 L 20 7 6 6 3 3 0 1 0 0 2 43 81 13.50 2.500										
Steve Woodard, R (5, 1) ERA: 5.05	5.0 18 2 2 2 4 1 0 0 0 0 1 41 70 3.60 0.600										

Cleveland Indians @ Milwaukee Brewers
Milwaukee County Stadium, Milwaukee, WI

Mon Jun 05 2000, 8:05 PM EDT
Att. 13,749 - Sunny - 57 F

AB	29
R	8
H	9
RBI	8
BB	4
SO	7
LOB	9



Batter	1	2	3	4	5	6	7	8	9	AB	R	H	RBI	BB	SO	LOB
Ronnie Belliard, R OBP: 0.383, SLG: 0.423 (1, 4)	F9 2-1		SF8 1B BB 4-2	1B 1-2 3-H 2-1			K 1-3		F8 1-2 3-2	4	1	1	1	1	1	1
James Mouton, R OBP: 0.303, SLG: 0.281 (1, 8)	S 1B 3-2		S 1B 3-1	F7 1-3 0-0			F8 2-2		F7 0-0	5	0	2	0	0	0	3
Jeremy Burnitz, L OBP: 0.368, SLG: 0.477 (1, 9)	K2-3 1-2		SF8 3-H 0-0				K 2-3		WP 1B BB 4-1	2	1	0	1	1	2	1
Geoff Jenkins, L OBP: 0.338, SLG: 0.622 (1, 7)	G6-3 2-2		F7 1-2 2-1				F7 1-2		2-4 1B 1-H 1-1	4	0	1	1	0	0	2
Charlie Hayes, R OBP: 0.396, SLG: 0.460 (1, 3)			K 3-3				1B 1B 1-0		BB 4-2	3	1	1	0	1	2	0
José Hernández, R OBP: 0.292, SLG: 0.376 (1, 5)			2B 2-0				F8 1B 1B 1-3		K 0-3	4	1	2	0	0	2	1
Tyler Houston, L OBP: 0.288, SLG: 0.387 (1, 2)			F7 3-2				1B 1B 1-2 3-H		K 2-3	4	0	1	1	0	2	1
Luis Lopez, S OBP: 0.200, SLG: 0.277 (1, 6)			P6 0-0				K 1-3		K 3-3	4	0	0	0	0	2	3
Jeff D'Amico, R OBP: 0.250, SLG: 0.278 (4, PH)			K 2-3				F8 2-0		WP BB 4-2	1	0	0	0	0	1	0
Sean Berry, R OBP: 0.143, SLG: 0.053 (5, 1)										1	0	0	0	0	0	2
Steve Woodard, L OBP: 0.368, SLG: 0.375 (9, PH)										1	0	0	0	0	0	0
Mark Sweeney, L OBP: 0.368, SLG: 0.375 (9, PH)										0	0	0	0	1	0	0

Inning Stats	R: 0	H: 1	E: 0	LOB: 1	K: 1	S: 13	R: 0	H: 1	E: 0	LOB: 1	K: 1	S: 9	R: 1	H: 1	E: 0	LOB: 1	K: 1	S: 11	R: 2	H: 4	E: 0	LOB: 2	K: 1	S: 11	R: 0	H: 0	E: 0	LOB: 1	K: 2	S: 11	R: 0	H: 0	E: 0	LOB: 0	K: 2	S: 9	R: 1	H: 1	E: 0	LOB: 1	K: 1	S: 12	R: 0	H: 0	E: 0	LOB: 0	K: 3	S: 9	R: 0	H: 0	E: 0	LOB: 1	K: 0	S: 7	R: 0	H: 0	E: 0	LOB: 1	K: 0	S: 7	1B: 7	SF: 1	2B: 1	SAC: 0	3B: 0	DP: 0	HR: 0	HBP: 0	WP: 2	PA: 38
--------------	------	------	------	--------	------	-------	------	------	------	--------	------	------	------	------	------	--------	------	-------	------	------	------	--------	------	-------	------	------	------	--------	------	-------	------	------	------	--------	------	------	------	------	------	--------	------	-------	------	------	------	--------	------	------	------	------	------	--------	------	------	------	------	------	--------	------	------	-------	-------	-------	--------	-------	-------	-------	--------	-------	--------

PITCHER	IP	WLS	BF	H	R	ER	SO	BB	IBB	HBP	BLK	WP	HR	S	P	ERA	WHIP
Dave Burba, R ERA: 4.75 (1, 1)	6.0	W	27	7	3	3	8	2	0	0	0	0	0	64	116	4.50	1.500
Scott Kamieniecki, R ERA: 5.47 (7, 1)	2.0		8	1	1	1	4	1	0	0	0	1	0	21	35	4.50	1.000
Justin Speier, R ERA: (9, 1)	1.0		4	0	0	0	0	1	0	0	0	1	0	7	15	0.00	1.000


BOTTOM

Cleveland Indians @ Milwaukee Brewers
Milwaukee County Stadium, Milwaukee, WI

Mon Jun 05 2000, 8:05 PM EDT
 Att. 13,749 - Sunny - 57 F

livebaseballscores.com

AB	33
R	4
H	8
RBI	4
BB	4
SO	12
LOB	14



Batter	1	2	3	4	5	6	7	8	9	AB R H RBI BB SO LOB	TOP							
Kenny Lofton, L OBP: 0.355, SLG: 0.385 (1, 8) C B B X	2-2 G1-3 1 X	0-0 F7 3			2-2 L4 1			3-1 G2-3 1 B C X	1-1 G4-3 3	5 0 0 0 0 0 3	Cleveland Indians @ Milwaukee Brewers Milwaukee County Stadium, Milwaukee, WI Tue Jun 06 2000, 8:05 PM EDT Att. 24,595 - Sunny - 71 F livebaseballscorecards.com							
Omar Vizquel, S OBP: 0.340, SLG: 0.361 (1, 6) C B B X	2-1 F9 2		0-0 B2-3 1		2-0 G4-3 2			2-1 G6-3 2		4 0 0 0 0 0 0								
Roberto Alomar, S OBP: 0.358, SLG: 0.458 (1, 4) X	0-0 HR 2B		4-1 BB BB		1-1 G6-3 3			0-2 1B		3 1 2 0 1 0 0								
Jim Thome, L OBP: 0.359, SLG: 0.550 (1, 3) B B C C B	4-2 HR BB		4-0 G4-6-3 BB 1-2		3-0 F5 1			2-3 K 3		2 1 0 0 2 1 1								
David Justice, L OBP: 0.384, SLG: 0.617 (1, 9) X	0-0 HR 1-H 2-H		2-1 G4-6-3 2 3 1-2f		0-0 F2 2			1-3 K 1		4 1 1 3 0 1 2								
Travis Fryman, R OBP: 0.373, SLG: 0.512 (1, 5) C B X	1-1 F8 3		1-0 1B		0-2 F9 3			3-1 2B 1B		4 1 2 0 0 0 0								
Richie Sexson, R OBP: 0.297, SLG: 0.431 (1, 7)		3-2 F8 1	2-3 K 1		3-1 F8 1			0-0 1B 2B 1-H		4 0 1 1 0 1 1								
Sandy Alomar Jr., R OBP: 0.356, SLG: 0.450 (1, 2)		4-2 FC1-6 BB	0-1 F9 2		2-3 K 2			0-0 1B 2-3		3 0 1 0 1 1 1								
Chuck Finley, L (1, 1)		0-2 FC1-6 2 1-2f	2-3 K 3		0-3 K 3			3-3 K 2		4 0 0 0 0 3 4								
Inning Stats	R: 3 E: 0 K: 0 S: 11	H: 2 LOB: 0 BB: 1 P: 20	R: 0 E: 0 K: 0 S: 9	H: 0 LOB: 1 BB: 1 P: 16	R: 0 E: 0 K: 0 S: 4	H: 1 LOB: 1 BB: 0 P: 16	R: 0 E: 0 K: 2 S: 11	H: 0 LOB: 0 BB: 0 P: 11	R: 0 E: 0 K: 2 S: 9	H: 0 LOB: 0 BB: 0 P: 14		R: 0 E: 0 K: 1 S: 10	H: 1 LOB: 1 BB: 0 P: 17	R: 1 E: 0 K: 2 S: 12	H: 3 LOB: 2 BB: 0 P: 20	1B: 4 2B: 2 3B: 0 HR: 1	SF: 0 SAC: 0 DP: 1 HBP: 0	WP: 0 PB: 0 SB: 0 CS: 0
PITCHER	IP WLS BF H R ER SO BB IBB HBP BLK WP HR S P ERA WHIP																	
John Snyder, R ERA: 9.0 (1, 1)	7.2 L 30 4 3 3 4 4 0 0 0 0 0 1 63 112 3.52 1.043																	
Valerio De Los Santos, L ERA: 6.06 (8, 1)	0.1 1 0 0 0 1 0 0 0 0 0 0 0 3 5 0.00 0.000																	
David Weathers, R ERA: 3.44 (9, 1)	1.0 6 3 1 1 2 0 0 0 0 0 0 0 12 20 9.00 3.000																	

Batter	1	2	3	4	5	6	7	8	9	AB	R	H	RBI	BB	SO	LOB
Ronnie Belliard, R OBP: 0.381, SLG: 0.420 (1, 4)	0-0 G5-4-3 1B		2-3 K			2-3 K		0-0 FC4-6 1-2f		4	0	1	0	0	2	1
James Mouton, R OBP: 0.313, SLG: 0.284 (1, 7)	1-1 G5-4-3 1-2f			1-1 G4-3 1B		0-3 K			4-1 2B BB	3	1	1	0	0	1	1
Jeremy Burnitz, L OBP: 0.362, SLG: 0.468 (1, 9)	0-1 F9			0-2 G4-3 1-2		3-1 G4-3			0-0 F8	4	0	0	0	0	0	2
Charlie Hayes, R OBP: 0.399, SLG: 0.465 (1, 3)		4-0 G6-4-3 BB		1-3 K		0-1 G5-3			1-2 G4-3 1B 2B	3	1	1	1	1	1	1
José Hernández, R OBP: 0.287, SLG: 0.368 (1, 6)		1-0 G6-4-3 1-2f		0-0 G6-3		1-0 G6-3			1-2 G4-3 2-3	4	0	0	0	0	0	3
Marquis Grissom, R OBP: 0.282, SLG: 0.314 (1, 8)		1-1 1B		0-3 K		3-1 F9			1-2 1B 3-H	4	0	2	1	0	1	0
Sean Berry, R OBP: 0.250, SLG: 0.300 (1, 5)		2-1 F9		0-0 FC5 2B		0-0 FC5 2B			1-1 F8 1-2	4	0	1	0	0	0	2
Raul Casanova, S OBP: 0.233, SLG: 0.231 (1, 2)			4-2 B5-6-4 BB		1-1 G5-3				0-0 G6-3	2	0	0	0	0	1	0
John Snyder, R (1, 1)			0-0 B5-6-4		1-1 FC5				2-1 FC4-6 1B	2	0	0	0	0	0	2
Valerio De Los Santos, L (8, 1)										0	0	0	0	0	0	0
Santiago Perez, S OBP: 0.167, SLG: 0.167 (8, PH)										1	0	1	0	0	0	0
David Weathers, R (9, 1)										0	0	0	0	0	0	0

Inning Stats	R: 0	H: 1	E: 0	LOB: 0	K: 0	BB: 0	S: 5	P: 6	R: 0	H: 1	E: 0	LOB: 1	K: 0	BB: 1	S: 5	P: 13	R: 0	H: 0	E: 0	LOB: 0	K: 1	BB: 1	S: 7	P: 13	R: 0	H: 1	E: 0	LOB: 1	K: 1	BB: 0	S: 10	P: 12	R: 0	H: 0	E: 0	LOB: 0	K: 2	BB: 0	S: 8	P: 13	R: 0	H: 0	E: 0	LOB: 0	K: 0	BB: 0	S: 5	P: 9	R: 0	H: 1	E: 0	LOB: 1	K: 0	BB: 0	S: 6	P: 9	R: 2	H: 2	E: 0	LOB: 1	K: 0	BB: 1	S: 16	P: 24	1B: 5	SF: 0	2B: 2	SAC: 0	3B: 0	DP: 3	HR: 0	HBP: 0	WP: 0	PA: 34
PITCHER Chuck Finley, L ERA: 3.72 (1, 1)	IP	WLS	BF	H	R	ER	SO	BB	IBB	HBP	BLK	WP	HR	S	P	ERA	WHIP	IP	WLS	BF	H	R	ER	SO	BB	IBB	HBP	BLK	WP	HR	S	P	ERA	WHIP																																								

BOTTOM


Cleveland Indians @ Milwaukee Brewers
Milwaukee County Stadium, Milwaukee, WI

Tue Jun 06 2000, 8:05 PM EDT
Att. 24,595 - Sunny - 71 F

livebaseballscorecards.com

AB	31
R	2
H	7
RBI	2
BB	3
SO	5
LOB	13



Batter	1	2	3	4	5	6	7	8	9	AB R H RBI BB SO LOB	TOP											
Kenny Lofton, L OBP: 0.348, SLG: 0.375 (1, 8)	1-3 K	1-3 K	1-0 1B		0-1 FC5-4 BB BB		1-1 FC4-6 FC5 SH2-3		2-1 G4-3	6 0 1 0 0 2 3	Cleveland Indians @ Milwaukee Brewers Milwaukee County Stadium, Milwaukee, WI Wed Jun 07 2000, 8:05 PM EDT Att. 15,518 - Cloudy - 75 F livebaseballscorecards.com AB 35 R 9 H 10 RBI 8 BB 9 SO 7 LOB 22 											
Omar Vizquel, S OBP: 0.347, SLG: 0.367 (1, 6)	4-1 PB 1B BB	0-2 2B	3-1 F9		4-1 BB		0-0 SH2-3			2 2 1 0 2 0 1												
Roberto Alomar, S OBP: 0.359, SLG: 0.461 Jobert Cabrera, R OBP: 0.311, SLG: 0.310 (1, 4) (8, 4)	2-2 E6 PB 1-2 1B	3-2 S 2B	0-3 K		1-1 F8		2-2 FC5			5 1 2 2 0 1 4 0 0 0 0 0 0 0												
Jim Thome, L OBP: 0.364, SLG: 0.545 (1, 3)	4-0 E6 1-2 2-3 HR BB	4-2 2B HBP	0-0 P6		4-1 BB			3-2 G4-3		2 2 0 0 3 0 1												
David Justice, L OBP: 0.385, SLG: 0.615 (1, 9)	1-2 E6 1-2 2-3 3-H HR	1-0 HBP 2B		4-1 CS BB	2-2 G3-1			1-3 K		4 1 1 1 1 1 5												
Richie Sexson, R OBP: 0.299, SLG: 0.442 (1, 7)	1-1 HR	2-2 G1-3		1-3 K		3-2 G4-3		4-1 BB		4 1 1 3 1 1 3												
Russell Branyan, L OBP: 0.600, SLG: 1.667 Steve Reed, R (8, 1)	1-2 1B	4-0 HBP IBB		3-2 SAFE 1-2 HR		1-3 K		2-1 P5		4 1 2 1 1 1 1 0 0 0 0 0 0 0												
Sandy Alomar Jr., R OBP: 0.348, SLG: 0.429 (1, 2)	0-3 K	4-1 HBP		1-0 G4-3		0-2 G1-3			1-0 G4-3	4 0 0 1 0 1 1												
Paul Rigdon, R Jamie Brewington, R Mark Watson, R Justin Speier, R Alex Ramirez, R Tom Martin, L Enrique Wilson, S OBP: 0.424, SLG: 0.527 (1, 1) (1, 1) (4, 1) (4, 1) (7, PH) (7, 1) (8, 5)		2B BB			0-0 FC5-4 1B		0-0 FC4-6 1B		0-2 G4-3	0 0 0 0 0 0 0 1 1 0 0 1 0 3 0 0 0 0 0 0 0 1 0 1 0 0 0 0 1 0 1 0 0 0 0 0 0 0 0 0 0 0 1 0 0 0 0 0 0												
Inning Stats	R: 4 E: 1 K: 2 S: 20	H: 3 LOB: 1 BB: 2 P: 34	R: 4 E: 0 K: 1 S: 23	H: 3 LOB: 3 BB: 3 P: 46	R: 0 E: 0 K: 1 S: 7	H: 1 LOB: 1 BB: 0 P: 11	R: 1 E: 0 K: 1 S: 9	H: 1 LOB: 0 BB: 1 P: 18	R: 0 E: 0 K: 0 S: 10	H: 1 LOB: 3 BB: 2 P: 21	R: 0 E: 0 K: 1 S: 9	H: 0 LOB: 0 BB: 0 P: 13	R: 0 E: 0 K: 0 S: 7	H: 1 LOB: 1 BB: 0 P: 10	R: 0 E: 0 K: 1 S: 10	H: 0 LOB: 1 BB: 1 P: 20	R: 0 E: 0 K: 0 S: 7	H: 0 LOB: 0 BB: 0 P: 10	1B: 5 2B: 3 3B: 0 HR: 2	SF: 0 SAC: 1 DP: 0 HBP: 1	WP: 0 PB: 1 SB: 1 CS: 1	PA: 46
PITCHER	IP WLS BF H R ER SO BB IBB HBP BLK WP HR S P ERA WHIP																					
Jason Bere, R ERA: 5.59 (1, 1)	1.1 L 12 5 7 7 3 3 0 0 0 0 0 1 32 54 47.25 6.000																					
Juan Acevedo, R ERA: 5.0 (2, 1)	1.2 10 2 1 1 1 1 1 1 1 0 0 0 18 37 5.40 1.800																					
Curt Leskanic, R ERA: 4.13 (4, 1)	2.0 10 2 1 1 1 1 3 0 0 0 0 1 19 39 4.50 2.500																					
David Weathers, R ERA: 3.25 (6, 1)	2.0 7 1 0 0 1 0 0 0 0 0 0 0 16 23 0.00 0.500																					
Valerio De Los Santos, L ERA: 5.73 (8, 1)	2.0 7 0 0 0 1 1 0 0 0 0 0 0 17 30 0.00 0.500																					

Batter	1	2	3	4	5	6	7	8	9	AB	R	H	RBI	BB	SO	LOB
Ronnie Belliard, R OBP: 0.385, SLG: 0.419 (1, 4)	4-0 1B BB	0-2 P4		2-2 G4-3 1B	0-0 P4		4-2 BB			3	1	1	0	2	0	1
Santiago Perez, S OBP: 0.182, SLG: 0.182 (1, 6)	0-1 F8	1-1 B1-3		3-1 G4-3 1B	2-3 K		0-2 F7			5	0	1	0	0	1	3
Jeremy Burnitz, L OBP: 0.363, SLG: 0.464 (1, 9)	2-1 1B 1-3 BB 1B	4-2 BB		2-0 P2	2-3 K		3-2 F8			4	1	1	0	1	1	4
Geoff Jenkins, L OBP: 0.340, SLG: 0.621 (1, 7)	0-0 BB 1-2 1B 1B	1-3 K		0-1 G4-3		2-2 G4-3 2B		0-1 G6-3		5	1	2	1	0	1	3
Charlie Hayes, R OBP: 0.403, SLG: 0.469 Raul Casanova, S OBP: 0.255, SLG: 0.238 (1, 3) (3, 2)	0-1 1B 1-2 BB 1B		0-0 G4-3	2-2 HBP	0-0 F8		2-2 1B			1	1	1	0	0	0	0
José Hernández, R OBP: 0.285, SLG: 0.361 (1, 5)	4-2 BB 1-2 G5-2-3 BB		2-3 K	3-3 K	1-0 G4-3		2-3 K			3	0	1	0	0	0	1
Marquis Grissom, R OBP: 0.285, SLG: 0.316 (1, 8)	1-0 BB 1-2 2-3 3-H 1B		1-1 E5		1-0 SH2-3 1B		2-3 K			5	1	2	1	0	1	1
Tyler Houston, L OBP: 0.300, SLG: 0.375 (1, 2) (3, 3)	4-1 BB 1-2 2-3 3-H BB		4-2 BB		0-0 SH2-3		3-2 F7			2	0	0	1	2	0	0
Jason Bere, R Juan Acevedo, R Sean Berry, R Curt Leschke, R Luis Lopez, S John Snyder, R David Weathers, R James Mouton, R Vladimir Lozano, L Mark Swenney, L (1, 1) (1, 1) (4, 1) (4, 1) (7, 1)	2-2 G5-2-3		3-2 F9		2-1 WP 1B		2-2 F8			1	0	0	0	0	0	3

Inning Stats	R: 4 E: 0 K: 0 S: 15	H: 4 LOB: 2 BB: 3 P: 32	R: 0 E: 0 K: 1 S: 11	H: 0 LOB: 1 BB: 1 P: 17	R: 0 E: 1 K: 1 S: 12	H: 0 LOB: 2 BB: 1 P: 22	R: 0 E: 0 K: 1 S: 13	H: 2 LOB: 3 BB: 0 P: 25	R: 1 E: 0 K: 2 S: 12	H: 2 LOB: 2 BB: 0 P: 19	R: 0 E: 0 K: 1 S: 8	H: 1 LOB: 1 BB: 0 P: 13	R: 0 E: 0 K: 0 S: 14	H: 0 LOB: 1 BB: 1 P: 23	R: 0 E: 0 K: 1 S: 13	H: 1 LOB: 1 BB: 0 P: 20	R: 0 E: 0 K: 1 S: 9	H: 0 LOB: 0 BB: 0 P: 13	1B: 9 2B: 1 3B: 0 HR: 0	SF: 0 SAC: 1 DP: 1 HBP: 1	WP: 1 PB: 0 SB: 1 CS: 0	PA: 45	
PITCHER	IP	WLS	BF	H	R	ER	SO	BB	IBB	HBP	BLK	WP	HR	S	P	ERA	WHIP						
Paul Rigdon, R ERA: 4.91	(1, 1)	0.1		8	4	4	0	3	0	0	0	0	0	11	26	108.00	21.000						
Jamie Brewington, R ERA: 2.45	(1, 1)	2.2	W	10	0	0	2	2	0	0	0	0	0	27	45	0.00	0.750						
Mark Watson, L ERA: 8.53	(4, 1)	0.2		5	2	0	0	0	0	1	0	0	0	10	19	0.00	3.000						
Justin Speier, R ERA: 1.23	(4, 1)	2.1		11	3	1	4	0	0	0	0	1	0	23	38	3.86	1.286						
Tom Martin, L ERA: 3.63	(7, 1)	1.2		7	1	0	0	1	0	0	0	0	0	23	37	0.00	1.200						
PITCHER	IP	WLS	BF	H	R	ER	SO	BB	IBB	HBP	BLK	WP	HR	S	P	ERA	WHIP						
Steve Reed, R ERA: 4.79	(8, 1)	1.1		4	0	0	2	0	0	0	0	0	0	13	19	0.00	0.000						

BOTTOM

Cleveland Indians @ Milwaukee Brewers
Milwaukee County Stadium, Milwaukee, WI

livebaseballscorecards.com

AB	37
R	5
H	10
RBI	5
BB	6
SO	8
LOB	23



Wed Jun 07 2000, 8:05 PM EDT
Att: 15,518 - Cloudy - 75 F

Batter	1	2	3	4	5	6	7	8	9	AB R H RBI BB SO LOB	TOP														
Kenny Lofton, L (1, 8) OBP: 0.339, SLG: 0.364	3-2 F8		0-3 K			0-2 G4-3			0-0 G4-3	4 0 0 0 0 1 0															
Omar Vizquel, S (1, 6) OBP: 0.341, SLG: 0.360	1-3 K			2-2 F9		2-2 G4-3			0-0 B5-3	4 0 0 0 0 1 0															
Roberto Alomar, S (1, 4) OBP: 0.358, SLG: 0.459	0-0 E2			2-0 G3		0-3 K			0-2 1B	1 0 0 0 0 0 0															
Enrique Wilson, S (3, 4) OBP: 0.419, SLG: 0.517										3 0 1 0 0 1 0															
Jim Thome, L (1, 3) OBP: 0.358, SLG: 0.533	2-1 P5			0-0 F9			2-3 K		0-3 K	4 0 0 0 0 2 2															
David Justice, L (1, 9) OBP: 0.379, SLG: 0.604			0-3 K		0-1 G4-3		2-2 G4-3			3 0 0 0 0 1 0															
Travis Fryman, R (1, 5) OBP: 0.368, SLG: 0.505			2-3 K		3-2 F9		2-3 K			3 0 0 0 0 2 0															
Russell Branyan, L (1, 10) OBP: 0.538, SLG: 1.417			1-3 K		1-1 2B			1-3 K		3 0 1 0 0 2 0															
Richie Sexson, R (1, 7) OBP: 0.300, SLG: 0.438			1-0 F8		4-1 BB			0-3 K		2 0 0 0 1 1 0															
Einar Diaz, R (1, 2) OBP: 0.359, SLG: 0.463			1-2 F8		0-1 G1			0-1 F2		3 0 0 0 0 0 2															
Inning Stats	R: 0 E: 1 K: 1 S: 9	H: 0 LOB: 1 BB: 0 P: 15	R: 0 E: 0 K: 3 S: 9	H: 0 LOB: 0 BB: 0 P: 12	R: 0 E: 0 K: 1 S: 8	H: 0 LOB: 0 BB: 0 P: 10	R: 0 E: 0 K: 0 S: 5	H: 0 LOB: 0 BB: 0 P: 9	R: 0 E: 0 K: 0 S: 10	H: 1 LOB: 2 BB: 1 P: 18	R: 0 E: 0 K: 1 S: 10	H: 0 LOB: 0 BB: 0 P: 12	R: 0 E: 0 K: 2 S: 9	H: 0 LOB: 0 BB: 0 P: 15	R: 0 E: 0 K: 2 S: 9	H: 0 LOB: 0 BB: 0 P: 10	R: 0 E: 0 K: 1 S: 8	H: 1 LOB: 1 BB: 0 P: 8	1B: 1 2B: 1 3B: 0 HR: 0	SF: 0 SAC: 0 DP: 0 HBP: 0	WP: 0 PB: 0 SB: 0 CS: 0	PA: 31			
PITCHER	IP	WLS	BF	H	R	ER	SO	BB	IBB	HBP	BLK	WP	HR	S	P	ERA	WHIP								
Pedro Martinez, R (1, 1) ERA: 0.95	8.0	W	27	1	0	0	10	1	0	0	0	0	0	69	101	0.00	0.250								
Derek Lowe, R (9, 1) ERA: 2.06	1.0	S	4	1	0	0	1	0	0	0	0	0	0	8	8	0.00	1.000								

Cleveland Indians @ Boston Red Sox
Fenway Park, Boston, MA
 Thu Jun 08 2000, 6:05 PM EDT
 Att. 31,438 - Cloudy - 71 F

livebaseballscorecards.com

AB 30
R 0
H 2
RBI 0
BB 1
SO 11
LOB 4



Batter	1	2	3	4	5	6	7	8	9	AB	R	H	RBI	BB	SO	LOB
Jeff Frye, R OBP: 0.395, SLG: 0.381 (1, 4)										4	1	2	0	0	1	0
Trot Nixon, L OBP: 0.389, SLG: 0.533 (1, 9)										4	0	0	0	0	2	2
Nomar Garciaparra, R OBP: 0.424, SLG: 0.558 (1, 6)										4	0	0	0	0	2	2
Carl Everett, S OBP: 0.391, SLG: 0.698 (1, 8)										3	2	1	1	1	2	0
Brian Daubach, L OBP: 0.357, SLG: 0.495 (1, 3)										3	0	1	1	1	0	0
Mike Stanley, R OBP: 0.344, SLG: 0.449 (1, 10)										4	0	1	1	0	2	1
Troy O'Leary, L OBP: 0.297, SLG: 0.354 (1, 7)										4	0	2	0	0	0	3
Jason Varitek, S OBP: 0.414, SLG: 0.437 (1, 2)										3	0	2	0	0	0	0
38 Wilton Veras, R OBP: 0.288, SLG: 0.328 (1, 5)										3	0	0	0	0	0	4

Inning Stats	R: 0 E: 0 K: 1 S: 6	H: 1 LOB: 0 BB: 0 P: 11	R: 0 E: 0 K: 2 S: 15	H: 0 LOB: 1 BB: 1 P: 25	R: 0 E: 0 K: 1 S: 8	H: 0 LOB: 0 BB: 0 P: 11	R: 0 E: 0 K: 2 S: 9	H: 0 LOB: 0 BB: 0 P: 11	R: 0 E: 0 K: 1 S: 9	H: 2 LOB: 2 BB: 0 P: 10	R: 0 E: 0 K: 1 S: 6	H: 0 LOB: 0 BB: 0 P: 10	R: 1 E: 0 K: 0 S: 10	H: 3 LOB: 2 BB: 0 P: 17	R: 2 E: 1 K: 1 S: 13	H: 3 LOB: 2 BB: 1 P: 24	1B: 7 2B: 1 3B: 0 HR: 1	SF: 0 SAC: 0 DP: 1 HBP: 0	WP: 0 PB: 0 SB: 0 CS: 0	PA: 34	
PITCHER	IP	WLS	BF	H	R	ER	SO	BB	IBB	HBP	BLK	WP	HR	S	P	ERA	WHIP				
Bartolo Colon, R ERA: 4.13 (1, 1)	7.2	L	33	9	3	3	9	1	1	0	0	0	1	75	117	3.52	1.304				
Scott Kamieniecki, R ERA: 5.4 (8, 1)	0.1		1	0	0	0	0	0	0	0	0	0	0	1	2	0.00	0.000				

BOTTOM

Cleveland Indians @ Boston Red Sox
Fenway Park, Boston, MA

Thu Jun 08 2000, 6:05 PM EDT
Att. 31,438 - Cloudy - 71 F

livebaseballscorecards.com

AB	32
R	3
H	9
RBI	3
BB	2
SO	9
LOB	12

Batter	1	2	3	4	5	6	7	8	9	AB R H RBI BB SO LOB	TOP									
Pokey Reese, R (1, 4) OBP: 0.367, SLG: 0.425	3-1 P3	2-2 HR			3-2 FC1-5 2B		2-3 K			4 1 2 1 0 1 0	Cincinnati Reds @ Cleveland Indians Jacobs Field, Cleveland, OH Fri Jun 09 2000, 7:05 PM EDT Att. 43,105 - Sunny - 85 F									
Barry Larkin, R (1, 6) OBP: 0.412, SLG: 0.507	0-1 1B 1B	0-1 G4-3			3-1 F9		2-3 K			4 0 1 0 0 1 1										
Ken Griffey Jr., L (1, 8) OBP: 0.380, SLG: 0.485	3-1 1-2 1B				0-1 FC1-5 1B			1-3 K		4 1 2 0 0 1 1										
Dante Bichette, R (1, 9) OBP: 0.328, SLG: 0.460	3-2 F7				2-1 1-H 1B			0-3 K		4 0 1 1 0 2 3										
Michael Tucker, L (1, 7) OBP: 0.418, SLG: 0.618	2-1 F7				3-3 K			1-2 F8		4 0 0 0 0 1 4										
Sean Casey, L (1, 3) OBP: 0.318, SLG: 0.320		3-1 HR 1B		2-1 L8		1-0 G3-1			3-2 F7	4 1 1 0 0 0 1										
Dmitri Young, S (1, 10) OBP: 0.317, SLG: 0.424		0-0 1-H HR		1-2 G6-3		1-1 G4-3			1-2 G1-3	4 1 1 2 0 0 0										
Aaron Boone, R (1, 5) OBP: 0.345, SLG: 0.462		3-3 K		0-0 G5-3		3-1 P4			1-3 K	4 0 0 0 0 2 0										
Eddie Taubensee, L (1, 2) OBP: 0.351, SLG: 0.401		1-1 G3-1		2-0 G3			3-2 F8			3 0 0 0 0 0 0										
Inning Stats	R: 0 E: 0 K: 0 S: 11	H: 2 LOB: 2 BB: 0 P: 22	R: 3 E: 0 K: 1 S: 13	H: 3 LOB: 0 BB: 0 P: 22	R: 0 E: 0 K: 1 S: 12	H: 1 LOB: 1 BB: 0 P: 17	R: 0 E: 0 K: 0 S: 5	H: 0 LOB: 0 BB: 0 P: 8	R: 1 E: 0 K: 1 S: 13	H: 2 LOB: 1 BB: 0 P: 24		R: 0 E: 0 K: 2 S: 9	H: 0 LOB: 0 BB: 0 P: 16	R: 0 E: 0 K: 2 S: 9	H: 0 LOB: 0 BB: 0 P: 11	R: 0 E: 0 K: 1 S: 11	H: 0 LOB: 0 BB: 0 P: 16	1B: 4 2B: 2 3B: 0 HR: 2	SF: 0 SAC: 0 DP: 0 HBP: 0	WP: 0 PB: 0 SB: 2 CS: 0
PITCHER	IP WLS BF H R ER SO BB IBB HBP BLK WP HR S P ERA WHIP																			
Jim Brower, R (1, 1) ERA: 3.97	6.0 W 26 8 4 4 3 0 0 0 0 0 2 59 103 6.00 1.333																			
Justin Speier, R (7, 1) ERA: 0.96	2.0 H 6 0 0 0 4 0 0 0 0 0 0 18 27 0.00 0.000																			
Steve Karsay, R (9, 1) ERA: 2.25	1.0 S 3 0 0 0 1 0 0 0 0 0 0 0 11 16 0.00 0.000																			

livebaseballscorecards.com

AB	35
R	4
H	8
RBI	4
BB	0
SO	8
LOB	10



Batter	1	2	3	4	5	6	7	8	9
Enrique Wilson, S OBP: 0.388, SLG: 0.476 (1, 10)	0-1 L3	0-2 P4	1-0 L8			2-2 G6-3		3-2 G6-3	
Omar Vizquel, S OBP: 0.340, SLG: 0.358 (1, 6)	0-2 HR 1B	1-2 F9			1-0 P5	0-1 G4-3			
Roberto Alomar, S OBP: 0.356, SLG: 0.455 (1, 4)	1-3 K	3-2 F9			0-0 S 1B	0-1 G5-3			
David Justice, L OBP: 0.381, SLG: 0.634 (1, 9)	1-1 HR 1-H				2-2 G1-3		0-1 F9		
Travis Fryman, R OBP: 0.366, SLG: 0.498 (1, 5)	3-2 F7				4-0 1B 1B BB	1-2 F8		2-2 G6-3	
Richie Sexson, R OBP: 0.303, SLG: 0.468 (1, 3)					2-3 K			1-2 HR	
Sandy Alomar Jr., R OBP: 0.365, SLG: 0.443 (1, 2)					0-1 G1-3			2-3 K	
Alex Ramirez, R OBP: 0.308, SLG: 0.440 Kenny Lofton, L OBP: 0.339, SLG: 0.364 (1, 7) (9, 8)					1-2 1B 1B			1-2 1B 1B	
Jolbert Cabrera, R OBP: 0.308, SLG: 0.306 (1, 8) (9, 7)					3-2 1B 1B			1-3 K	
					1-2 3-H 1B			0-0 F8	
					0-1 1B			0-0 F8	
					1-2 2-H 1B				
					3-1 P6				

AB	R	H	RBI	BB	SO	LOB
5	0	0	0	0	0	4
4	1	1	0	0	0	2
4	0	1	0	0	1	3
4	2	2	3	0	0	1
3	1	0	0	1	0	1
4	2	2	2	0	1	1
4	1	3	0	0	1	0
4	0	2	1	0	1	1
0	0	0	0	0	0	0
4	0	1	1	0	0	3

BOTTOM

Cincinnati Reds @ Cleveland Indians
Jacobs Field, Cleveland, OH
 Fri Jun 09 2000, 7:05 PM EDT
 Att. 43,105 - Sunny - 85 F

AB	36
R	7
H	12
RBI	7
BB	1
SO	4
LOB	16



Inning Stats	R: 2	H: 2	E: 0	K: 1	S: 14	LOB: 0	BB: 0	P: 19
	R: 2	H: 4	E: 0	K: 0	S: 20	LOB: 2	BB: 0	P: 28
	R: 2	H: 3	E: 0	K: 1	S: 17	LOB: 2	BB: 1	P: 31
	R: 0	H: 1	E: 0	K: 0	S: 8	LOB: 1	BB: 0	P: 12
	R: 0	H: 1	E: 0	K: 0	S: 8	LOB: 1	BB: 0	P: 10
	R: 0	H: 0	E: 0	K: 0	S: 9	LOB: 0	BB: 0	P: 11
	R: 1	H: 1	E: 0	K: 1	S: 12	LOB: 0	BB: 0	P: 17
	R: 0	H: 0	E: 0	K: 1	S: 9	LOB: 0	BB: 0	P: 13

PITCHER	IP	WLS	BF	H	R	ER	SO	BB	IBB	HBP	BLK	WP	HR	S	P	ERA	WHIP
Denny Neagle, L ERA: 3.84 (1, 1)	6.0	L	30	11	6	6	2	1	0	0	0	0	3	76	111	9.00	2.000
Elmer Dessens, R ERA: 6.04 (7, 1)	2.0		7	1	1	1	2	0	0	0	0	0	1	21	30	4.50	0.500

WP	PA	ERA	WHIP
0	37		
0			
2			
0			

Batter	1	2	3	4	5	6	7	8	9	AB R H RBI BB SO LOB	TOP
Pokey Reese, R OBP: 0.368, SLG: 0.422 (1, 4) FC1-6 1B			G6-3				G6-3		G4-3	4 1 1 0 1 0 0	Cincinnati Reds @ Cleveland Indians Jacobs Field, Cleveland, OH Sat Jun 10 2000, 1:05 PM EDT Att. 43,084 - Sunny - 85 F
Barry Larkin, R OBP: 0.406, SLG: 0.497 (1, 6) FC1-6 1-2f HR			G5-3			F7	1B 1B		F9	5 1 1 0 0 0 2	
Ken Griffey Jr., L OBP: 0.390, SLG: 0.505 (1, 8) 1-H HR			FC6-4 BB			IBB	1B			2 1 2 2 2 0 0	
Dante Bichette, R OBP: 0.322, SLG: 0.454 (1, 9) P5			FC6-4 1-2f			SF7	G3-1			3 0 0 1 0 0 2	
Dmitri Young, S OBP: 0.311, SLG: 0.415 (1, 10) G3						G4-3				4 0 0 0 0 2 1	
Sean Casey, L OBP: 0.322, SLG: 0.320 (1, 3) F7						G6-3				3 1 1 0 1 0 0	
Michael Tucker, L OBP: 0.421, SLG: 0.645 (1, 7) S 1B						F9				4 1 2 2 0 1 1	
Aaron Boone, R OBP: 0.343, SLG: 0.463 (1, 5) L6 1-2						B1-3	2B			4 0 1 0 0 0 2	
Benito Santiago, R OBP: 0.349, SLG: 0.456 (1, 2) D.T. Cromer, L OBP: 0.379, SLG: 0.577 (9, PH) G6-3						K	G6-3			3 0 0 0 0 1 2 1 0 0 0 0 1 0	
Inning Stats	R: 2 H: 2 E: 0 LOB: 0 K: 0 BB: 0 S: 11 P: 17	R: 0 H: 1 E: 0 LOB: 1 K: 0 BB: 0 S: 9 P: 13	R: 0 H: 0 E: 0 LOB: 1 K: 0 BB: 1 S: 9 P: 16	R: 2 H: 2 E: 0 LOB: 0 K: 2 BB: 0 S: 17 P: 23	R: 1 H: 0 E: 0 LOB: 1 K: 0 BB: 2 S: 12 P: 25	R: 0 H: 1 E: 0 LOB: 1 K: 0 BB: 0 S: 9 P: 15	R: 0 H: 2 E: 0 LOB: 1 K: 0 BB: 0 S: 12 P: 16	R: 0 H: 0 E: 0 LOB: 1 K: 2 BB: 1 S: 9 P: 17	R: 0 H: 0 E: 0 LOB: 0 K: 1 BB: 0 S: 7 P: 9	1B: 5 SF: 1 2B: 1 SAC: 0 3B: 0 DP: 0 HR: 2 HBP: 0	
PITCHER	IP WLS BF H R ER SO BB IBB HBP BLK WP HR S P ERA WHIP										
Dave Burba, R ERA: 4.98 (1, 1)	6.0 W 27 6 5 5 2 2 1 0 0 0 2 67 109 7.50 1.333										
Scott Kamieniecki, R ERA: 5.0 (7, 1)	2.0 H 8 2 0 0 2 1 0 0 0 0 0 21 33 0.00 1.500										
Steve Karsay, R ERA: 2.17 (9, 1)	1.0 S 3 0 0 0 1 0 0 0 0 0 0 7 9 0.00 0.000										

livebaseballscorecards.com

AB	33
R	5
H	8
RBI	5
BB	4
SO	5
LOB	10



Batter	1	2	3	4	5	6	7	8	9
Kenny Lofton, L OBP: 0.341, SLG: 0.386 (1, 8)	1-1 L3	2-0 G4-6-3 1B		3-2 F8		3-2 HR		2-1 F8	
Omar Vizquel, S OBP: 0.343, SLG: 0.365 (1, 6)	2-2 2B	0-0 G4-6-3			1-0 SH5-3 1B	1-1 G6-3			
Roberto Alomar, S OBP: 0.356, SLG: 0.454 (1, 4)	2-3 K2-3		0-0 P6		1-0 SH5-3		0-0 1B		
David Justice, L OBP: 0.374, SLG: 0.621 (1, 9)	0-1 L6		3-2 G3-1		3-3 K		1-2 F8		
Jim Thome, L OBP: 0.356, SLG: 0.533 (1, 3)		2-1 1B HBP 2B	1-3 K		1-3 K		2-3 K		
Travis Fryman, R OBP: 0.373, SLG: 0.531 (1, 5)		0-2 G6-3		3-2 HR		3-1 HR	1-0 2-H 1B		
Russell Branyan, L OBP: 0.529, SLG: 1.400 (1, 10)		4-1 HBP 1B 1B BB		0-2 F7		0-0 HR		2-3 K	
Richie Sexson, R OBP: 0.311, SLG: 0.471 (1, 7)		0-1 1B HBP		2-1 1B		2-2 F7		1-0 WP HBP	
Jolbert Cabrera, R OBP: 0.308, SLG: 0.306 (9, 7)		1-2 2-3 1B							
Einar Diaz, R OBP: 0.356, SLG: 0.452 (1, 2)		1-1 1B HBP		1-3 K		2-2 F8		1-3 K	

Inning Stats	R: 0	H: 1	E: 0	K: 1	S: 11	R: 2	H: 3	E: 0	K: 0	S: 11	R: 0	H: 0	E: 0	K: 1	S: 9	R: 1	H: 2	E: 0	K: 1	S: 16	R: 0	H: 1	E: 0	K: 2	S: 10	R: 3	H: 3	E: 0	K: 0	S: 16	R: 0	H: 2	E: 0	K: 1	S: 8	R: 0	H: 0	E: 0	K: 2	S: 8
	LOB: 1	BB: 0	P: 16	LOB: 2	BB: 1	P: 20	LOB: 0	BB: 0	P: 13	LOB: 1	BB: 0	P: 25	LOB: 1	BB: 0	P: 16	LOB: 0	BB: 0	P: 27	LOB: 2	BB: 0	P: 12	LOB: 1	BB: 0	P: 14	LOB: 0	BB: 0	P: 14	LOB: 0	BB: 0	P: 14	LOB: 0	BB: 0	P: 14	LOB: 1	BB: 0	P: 14	LOB: 0	BB: 0	P: 14	

PITCHER	IP	WLS	BF	H	R	ER	SO	BB	IBB	HBP	BLK	WP	HR	S	P	ERA	WHIP
Steve Parris, R ERA: 5.37 (1, 1)	6.0	L	29	10	6	6	5	1	0	1	0	0	4	73	117	9.00	1.833
Scott Sullivan, R ERA: 4.38 (7, 1)	2.0		8	2	0	0	3	0	0	1	0	1	0	16	26	0.00	1.000

AB R H RBI BB SO LOB

5	1	2	2	0	0	2
4	0	2	0	0	0	3
3	0	1	0	0	1	1
4	0	0	0	0	1	3
4	1	1	0	0	3	2
4	2	3	2	0	0	1
3	2	1	1	1	1	0
3	0	2	0	0	0	0
0	0	0	0	0	0	0
3	0	0	1	0	2	2

1B: 6	SF: 0	WP: 1	PA: 37
2B: 2	SAC: 1	PB: 0	
3B: 0	DP: 1	SB: 1	
HR: 4	HBP: 2	CS: 0	

Cincinnati Reds @ Cleveland Indians
Jacobs Field, Cleveland, OH
 Sat Jun 10 2000, 1:05 PM EDT
 Att: 43,084 - Sunny - 85 F

livebaseballscorecards.com

AB	33
R	6
H	12
RBI	6
BB	1
SO	8
LOB	14



Batter	1	2	3	4	5	6	7	8	9	10	11	12	13	AB	R	H	RBI	BB	SO	LOB	TOP																
Pokey Reese, R (1, 4) OBP: 0.360, SLG: 0.411	1-1 F9		3-1 G5-3			2-3 K		1-0 FC4-6 1B HR		3-3 K		3-2 F8		6	1	0	0	0	2	2																	
Barry Larkin, R (1, 10) OBP: 0.398, SLG: 0.484	2-2 F8			1-0 F8		0-0 L6		0-0 HR			3-1 G6-3	2-0 F9		6	1	1	0	0	0	1																	
Ken Griffey Jr., L (1, 8) OBP: 0.392, SLG: 0.517	3-1 F9			2-1 L3			0-0 F9	2-0 HR			4-1 1B BB		2-0 E 1B	5	2	2	3	1	0	0																	
Dante Bichette, R (1, 9) OBP: 0.324, SLG: 0.454		2-2 G3 1B		0-1 G5-3			1-1 G4-3	3-2 P6			0-0 FC5 1B		1-1 E4 1B	2	0	1	0	0	0	0																	
Michael Tucker, L (4, 9) OBP: 0.424, SLG: 0.639											1-3 FC5 1B		1-3 1B	4	1	2	0	0	0	0																	
Dmitri Young, S (1, 3) OBP: 0.307, SLG: 0.406		2-2 G3			0-0 G6-3				3-2 L4		1-0 FC5		4-0 SH1-3 1B IBB	5	0	0	0	1	0	3																	
Aaron Boone, R (1, 5) OBP: 0.347, SLG: 0.466		2-2 F9			4-1 BB			0-0 1B PB 2B	1-2 F8		1-2 F2		0-0 SH1-3 1B	5	1	2	2	1	0	4																	
Chris Stynes, R (1, 7) OBP: 0.424, SLG: 0.528		2-3 K			1-2 L5			1-1 PB WP SF7 1B	2-1 F7		2-0 F8		0-0 SH1-3	5	1	1	0	0	1	5																	
Benito Santiago, R (1, 2) OBP: 0.348, SLG: 0.444			0-1 G5-3					4-2 FC4-6 BB		1-0 G3-1		2-2 G4-3	4-0 G4-6-3 IBB	2	0	0	0	1	0	1																	
Eddie Taubensee, L (9, 2) OBP: 0.350, SLG: 0.396					0-1 G5-3			1-3 3-H						2	0	0	0	1	0	0																	
Juan Castro, R (1, 6) OBP: 0.283, SLG: 0.429							2-1 F8						2-1 G4-6-3	3	0	0	1	1	1	0																	
Sean Casey, L (13, PH) OBP: 0.320, SLG: 0.318														1	0	0	0	0	0	3																	
Manny Aybar, R (13, 1)														0	0	0	0	0	0	0																	
Inning Stats	R: 0 E: 0 K: 0 S: 7	H: 0 LOB: 0 BB: 0 P: 13	R: 0 E: 0 K: 1 S: 12	H: 1 LOB: 1 BB: 0 P: 20	R: 0 E: 0 K: 0 S: 5	H: 0 LOB: 0 BB: 0 P: 8	R: 0 E: 0 K: 0 S: 8	H: 0 LOB: 1 BB: 1 P: 13	R: 0 E: 0 K: 1 S: 7	H: 0 LOB: 0 BB: 0 P: 11	R: 0 E: 0 K: 0 S: 4	H: 0 LOB: 0 BB: 0 P: 5	R: 5 E: 0 K: 0 S: 17	H: 4 LOB: 0 BB: 1 P: 28	R: 0 E: 0 K: 0 S: 10	H: 0 LOB: 0 BB: 0 P: 16	R: 0 E: 0 K: 2 S: 7	H: 0 LOB: 0 BB: 0 P: 12	R: 0 E: 0 K: 0 S: 14	H: 1 LOB: 3 BB: 1 P: 25	R: 0 E: 0 K: 0 S: 12	H: 0 LOB: 1 BB: 1 P: 23	R: 2 E: 1 K: 0 S: 7	H: 3 LOB: 2 BB: 2 P: 20	1B: 7 2B: 1 3B: 0 HR: 1	SF: 1 SAC: 1 DP: 1 HBP: 0	WP: 1 PA: 54										
PITCHER	IP WLS BF H R ER SO BB IBB HBP BLK WP HR S P ERA WHIP																					PITCHER	IP WLS BF H R ER SO BB IBB HBP BLK WP HR S P ERA WHIP														
Chuck Finley, L (1, 1) ERA: 3.73	7.0		26	3	3	3	2	2	0	0	0	1	0	54	89	3.86	0.714																				
Steve Reed, R (8, 1) ERA: 9.06	0.2	H	3	1	0	0	0	0	0	0	0	0	0	4	5	0.00	1.500																				
Justin Speier, R (8, 1) ERA: 1.69	1.1	B	5	1	2	2	0	0	0	0	0	0	1	17	28	13.50	0.750																				
Jamie Brewington, R (10, 1) ERA: 1.59	2.0		9	1	0	0	2	1	0	0	0	0	0	21	37	0.00	1.000																				
Scott Kamieniecki, R (12, 1) ERA: 5.28	2.0	L	11	3	2	2	0	1	2	0	0	0	0	19	43	9.00	2.000																				

Cincinnati Reds @ Cleveland Indians
Jacobs Field, Cleveland, OH
Sun Jun 11 2000, 1:05 PM EDT
Att: 43,036 - Cloudy - 84 F

livebaseballscorecards.com

AB	46
R	7
H	9
RBI	6
BB	6
SO	4
LOB	19



Batter	1	2	3	4	5	6	7	8	9	10	11	12	13	AB R H RBI BB SO LOB													
Kenny Lofton, L OBP: 0.362, SLG: 0.396 (1, 8)	4-2 WP BB BB	2-1 2-3 3-H 1B		4-1 1-2 BB		0-1 2-3 1B		1-0 2-3 1B		4-2 1-2 2-3 BB			2-1 G4-3	4 0 3 1 3 0 0													
Omar Vizquel, S OBP: 0.333, SLG: 0.354 (1, 6)	2-3 K	0-1 P5		0-0 F9		0-1 G5-3		1-1 FC3-2 1B		3-1 G1-2-3			3-2 F7	7 0 0 0 0 1 12													
Travis Fryman, R OBP: 0.374, SLG: 0.523 (1, 5) (11, 3)	4-2 L3-6 1-2 WP BB		4-1 1B G5-4-3 BB		1-3 K		0-0 F8	3-2 F7			0-1 P5		1-0 DI 1B	5 1 1 0 2 1 2													
David Justice, L OBP: 0.367, SLG: 0.604 (1, 9)	1-1 L3-6		0-0 G5-4-3 1B		2-2 G3-1		1-2 G4-3		2-2 F9		2-3 K		3-3 K	7 0 1 0 0 2 3													
Richie Sexson, R OBP: 0.312, SLG: 0.481 (1, 3) (11, 7)		2-0 E5 1B 1B	0-0 G5-4-3	1-2 1-2f	1-0 P5		2-1 HR		1-3 K		1-1 P4			6 2 2 1 0 1 1													
Sandy Alomar Jr., R OBP: 0.373, SLG: 0.441 (1, 2)		4-1 WP 1B 1B BB	2-1 F8			0-0 2B SF7 1B	1-1 FC4-6 1B		3-2 P4			1-3 K		5 2 2 0 1 1 0													
Jim Thome, L OBP: 0.355, SLG: 0.525 (1, 10)		3-2 1B G5-3 1B		3-2 F7		3-3 K	2-1 FC4-6			3-2 F7		4-2 BB		5 0 1 1 1 1 2													
Alex Ramirez, R OBP: 0.321, SLG: 0.463 Jolbert Cabrera, R OBP: 0.308, SLG: 0.306 (8, PR) (9, 7)		0-0 F8		2-2 F7		1-0 1B 2B		2-0 1B SH1-4 1B		4-2 BB 1B BB G1-2-3		2-1 F2		4 0 2 0 0 0 2 0 0 0 0 0 0 0 0 0 0 0 1 0 0 1 0 0 0 0 0 1													
Russell Branyan, L OBP: 0.356, SLG: 0.400 Roberto Alomar, S OBP: 0.354, SLG: 0.452 (10, PH) (10, PR) (11, 4)		0-0 F8		2-2 F7		1-3 1B 2B		0-0 SH1-4		2-2 BB 1B		0-0 F8		4 0 2 1 0 0 3													
Enrique Wilson, S OBP: 0.389, SLG: 0.478 (1, 4) (11, 5)		2-2 G5-3		0-1 S 1B		1-0 SF7		1-2 1B		1-2 1B																	
Inning Stats	R: 0 E: 0 K: 1 S: 9	H: 0 LOB: 1 BB: 2 P: 20	R: 2 E: 1 K: 0 S: 18	H: 3 LOB: 2 BB: 1 P: 31	R: 1 E: 0 K: 0 S: 5	H: 1 LOB: 0 BB: 1 P: 11	R: 0 E: 0 K: 1 S: 10	H: 1 LOB: 2 BB: 1 P: 19	R: 0 E: 0 K: 1 S: 8	H: 0 LOB: 0 BB: 0 P: 12	R: 1 E: 0 K: 1 S: 10	H: 2 LOB: 1 BB: 0 P: 16	R: 0 E: 0 K: 0 S: 9	H: 2 LOB: 2 BB: 2 P: 16	R: 0 E: 0 K: 1 S: 13	H: 0 LOB: 0 BB: 0 P: 19	R: 0 E: 0 K: 0 S: 14	H: 1 LOB: 2 BB: 2 P: 30	R: 0 E: 0 K: 1 S: 7	H: 0 LOB: 0 BB: 1 P: 10	R: 0 E: 0 K: 1 S: 8	H: 1 LOB: 1 BB: 0 P: 15	R: 0 E: 0 K: 1 S: 9	H: 1 LOB: 1 BB: 0 P: 18	1B: 12 2B: 2 3B: 0 HR: 1	SF: 1 SAC: 1 DP: 3 HBP: 0	WP: 2 PA: 58 PB: 0 SB: 1 CS: 0

BOTTOM

Cincinnati Reds @ Cleveland Indians
Jacobs Field, Cleveland, OH
Sun Jun 11 2000, 1:05 PM EDT
Att: 43,036 - Cloudy - 84 F

livebaseballscorecards.com

AB	48
R	5
H	14
RBI	4
BB	8
SO	7
LOB	26



Batter	1	2	3	4	5	6	7	8	9	AB R H RBI BB SO LOB	TOP											
Ray Durham, S (1, 4) OBP: 0.333, SLG: 0.488	4-2 G6-4-3 BB		2-1 HR 2B		3-2 HR		4-1 1B BB	1-1 F7		3 3 2 3 2 0 2												
Jose Valentin, S (1, 6) OBP: 0.310, SLG: 0.494	1-3 K		2-3 K		0-0 2B		0-0 1B 1B	1-1 E1		5 1 2 0 0 2 4												
Frank Thomas, R (1, 10) OBP: 0.430, SLG: 0.622	1-1 G6-4-3 1-2f		2-1 HR		4-0 IBB		1-1 FC3-6 1B 1B	1-3 K		4 1 2 3 1 1 4												
Magglio Ordonez, R (1, 9) OBP: 0.369, SLG: 0.539		1-1 P6	2-3 K		0-3 K		0-0 14 FC3-6 1B 1B		0-0 1B 1B	5 0 2 1 0 2 2												
14 Paul Konerko, R (1, 3) OBP: 0.351, SLG: 0.502		1-1 G5-3		3-2 G5-3		4-1 1B G6-4-3 BB	2-2 FC3-6	2-3 K		4 1 0 0 1 1 3												
Chris Singleton, L (1, 8) OBP: 0.313, SLG: 0.412		0-1 CS 1B		3-3 K		0-0 G6-4-3 1B	0-0 G1-3	1-2 G4-3 1B		5 0 3 0 0 1 2												
Carlos Lee, R (1, 7) OBP: 0.345, SLG: 0.543		0-1 CS	0-0 2B 2B 1B	3-2 G5-3		0-0 G6-4-3		2-1 F7	3-1 G4-3	5 1 1 0 0 0 3												
Greg Norton, S (1, 5) OBP: 0.351, SLG: 0.438			2-3 K		1-0 F7		4-0 E 1B BB			3 0 0 0 1 1 1												
Tony Graffanino, R (8, PR) OBP: 0.371, SLG: 0.375					0-2 P4					0 0 0 0 0 0 0												
Brook Fordyce, R (1, 2) OBP: 0.184, SLG: 0.270			0-0 2B 2B		1-2 G6-3		0-0 F8	1-1 E 1B		4 1 2 0 0 0 0												
Inning Stats	R: 0 E: 0 K: 1 S: 8	H: 0 LOB: 0 BB: 1 P: 14	R: 0 E: 0 K: 0 S: 7	H: 1 LOB: 0 BB: 0 P: 9	R: 4 E: 0 K: 3 S: 16	H: 4 LOB: 0 BB: 0 P: 26	R: 0 E: 0 K: 1 S: 12	H: 0 LOB: 0 BB: 0 P: 21	R: 1 E: 0 K: 1 S: 13	H: 2 LOB: 2 BB: 1 P: 22	R: 1 E: 0 K: 0 S: 6	H: 1 LOB: 0 BB: 1 P: 10	R: 2 E: 0 K: 0 S: 10	H: 3 LOB: 2 BB: 1 P: 17	R: 0 E: 1 K: 1 S: 12	H: 1 LOB: 3 BB: 1 P: 22	R: 0 E: 0 K: 1 S: 11	H: 2 LOB: 1 BB: 0 P: 17	1B: 9 2B: 3 3B: 0 HR: 2	SF: 0 SAC: 0 DP: 3 HBP: 0	WP: 0 PB: 0 SB: 0 CS: 1	PA: 44
PITCHER	IP WLS BF H R ER SO BB IBB HBP BLK WP HR S P ERA WHIP																					
Paul Rigdon, R (1, 1) ERA: 6.57	5.0 L 22 7 5 5 6 1 1 0 0 0 2 56 92 9.00 1.600																					
Kane Davis, R (6, 1) ERA: 20.25	1.1 7 2 3 3 0 2 0 0 0 0 0 9 17 20.25 3.000																					
Steve Reed, R (7, 1) ERA: 4.7	1.2 10 3 0 0 1 1 0 0 0 0 0 19 32 0.00 2.400																					
Tom Martin, L (9, 1) ERA: 3.47	1.0 4 2 0 0 1 0 0 0 0 0 0 11 17 0.00 2.000																					

Chicago White Sox @ Cleveland Indians
 Jacobs Field, Cleveland, OH
 Mon Jun 12 2000, 7:05 PM EDT
 Att. 43,229 - Overcast - 67 F

AB	38
R	8
H	14
RBI	7
BB	5
SO	8
LOB	21



livebaseballscorecards.com

Batter	1	2	3	4	5	6	7	8	9	AB	R	H	RBI	BB	SO	LOB
Kenny Lofton, L OBP: 0.363, SLG: 0.416 (1, 8)	1-1 G3	2-0 G3-6-3		0-1 FC4-6				1-1 2-H HR	0-0 1-2 1B	5	1	2	2	0	0	3
Omar Vizquel, S OBP: 0.338, SLG: 0.356 (1, 6)	0-3 K		4-2 BB		2-2 CS 1B		3-2 E 1B 1B	2-1 F9	2-3	4	0	2	0	1	1	2
Roberto Alomar, S OBP: 0.355, SLG: 0.459 (1, 4)	0-2 3B		2-2 F7		2-0 F8		0-2 E8 1B	0-3 K	1-2	5	0	2	0	0	1	4
David Justice, L OBP: 0.359, SLG: 0.589 (1, 9)	3-1 F8		1-3 K		1-1 F8		3-3 K	1-2	2-1 G4-3	5	0	0	0	0	2	5
Jim Thome, L OBP: 0.360, SLG: 0.536 (1, 3)		4-2 HR BB		0-3 K		1-1 CS	4-2 FC6-4 BB	2-3 K	0-0 HR	3	2	1	1	2	2	3
Travis Fryman, R OBP: 0.372, SLG: 0.532 (1, 5)		0-0 F8		3-2 HR		3-2 FC6-4	3-2 G2-3	1-1 BB BB	1-1 BB BB	4	1	1	1	0	0	4
Enrique Wilson, S OBP: 0.397, SLG: 0.485 (8, 5)										1	0	1	0	0	0	0
Jolbert Cabrera, R OBP: 0.308, SLG: 0.306 (9, PR)										0	0	0	0	0	0	0
Russell Branyan, L OBP: 0.565, SLG: 1.526 (1, 10)		1-0 HR		1-3 K		2-3 K		0-0 HR	4-0 BB BB	4	2	2	3	1	2	1
Richie Sexson, R OBP: 0.314, SLG: 0.482 (1, 7)		3-1 2B		2-3 K		1-3 K		1-0 P3	4-2 G6-4-3 BB	4	0	1	0	1	2	1
Sandy Alomar Jr., R OBP: 0.393, SLG: 0.453 (1, 2)		4-1 G3-6-3 BB		4-2 FC4-6 BB			1-1 HR 2B	4-2 F9 1B	1-1 G6-4-3	2	1	1	0	3	0	3

Inning Stats	R: 0	H: 1	E: 0	K: 1	S: 10	H: 1	LOB: 1	BB: 0	P: 14	R: 2	H: 2	E: 0	K: 0	S: 8	H: 0	LOB: 1	BB: 2	P: 22	R: 0	H: 0	E: 0	K: 2	S: 14	R: 1	H: 1	E: 0	K: 2	S: 14	R: 0	H: 1	E: 0	K: 0	S: 7	R: 0	H: 0	E: 0	K: 2	S: 12	R: 2	H: 4	E: 1	K: 2	S: 21	R: 1	H: 2	E: 0	K: 1	S: 10	R: 1	H: 2	E: 0	K: 0	S: 9	1B: 5	2B: 2	3B: 1	HR: 5	SF: 0	SAC: 0	DP: 2	HBP: 0	WP: 0	PA: 46
--------------	------	------	------	------	-------	------	--------	-------	-------	------	------	------	------	------	------	--------	-------	-------	------	------	------	------	-------	------	------	------	------	-------	------	------	------	------	------	------	------	------	------	-------	------	------	------	------	-------	------	------	------	------	-------	------	------	------	------	------	-------	-------	-------	-------	-------	--------	-------	--------	-------	--------

PITCHER	IP	WLS	BF	H	R	ER	SO	BB	IBB	HBP	BLK	WP	HR	S	P	ERA	WHIP
21 Cal Eldred, R ERA: 4.19 (1, 1)	6.0	W	26	5	3	3	7	5	0	0	0	0	2	65	116	4.50	1.667
Sean Lowe, R ERA: 5.4 (7, 1)	0.0		3	3	2	2	0	0	0	0	0	0	1	8	13	∞	∞
Bob Howry, R ERA: 3.76 (7, 1)	2.0	H	10	3	1	1	3	1	0	0	0	0	1	23	38	4.50	2.000
Keith Foulke, R ERA: 1.71 (9, 1)	1.0	S	6	2	1	1	0	2	0	0	0	0	1	9	21	9.00	4.000

BOTTOM

Chicago White Sox @ Cleveland Indians
Jacobs Field, Cleveland, OH
 Mon Jun 12 2000, 7:05 PM EDT
 Att: 43,229 - Overcast - 67 F

AB	37
R	7
H	13
RBI	7
BB	8
SO	10
LOB	26



WP	PA	ERA	WHIP
0	46		

Batter	1	2	3	4	5	6	7	8	9	10	AB R H RBI BB SO LOB	TOP														
Ray Durham, S OBP: 0.331, SLG: 0.494 (1, 4)	3-1 F8		3-2 L8		0-1 F7		3-2 F8			1-0 HR	5 1 1 1 0 0 1	Chicago White Sox @ Cleveland Indians Jacobs Field, Cleveland, OH Tue Jun 13 2000, 7:05 PM EDT Att: 43,233 - Overcast - 83 F														
Jose Valentin, S OBP: 0.307, SLG: 0.492 (1, 6)	3-2 F8		3-2 G3		1-2 1B 2B		0-0 F9			2-3 K	5 1 1 1 0 1 0															
Frank Thomas, R OBP: 0.433, SLG: 0.618 (1, 10)	4-2 BB			0-1 1B 2B	4-0 1B IBB			2-2 P4		2-2 G5-3	3 0 1 0 2 0 0															
Magglio Ordonez, R OBP: 0.372, SLG: 0.543 (1, 9)	0-0 G1-3			2-1 1-H 2B	1-0 1-3 2-H 1B			2-0 G6-3			4 0 2 1 0 0 1															
14 Paul Konerko, R OBP: 0.349, SLG: 0.498 (1, 3)		1-2 FC3-6 1B		2-2 P6	0-1 F7			0-2 F7			4 0 1 0 0 0 3															
Chris Singleton, L OBP: 0.308, SLG: 0.405 (1, 8)		0-0 FC3-6 G1-3 1-2r		1-1 F9		0-1 F5		2-2 G4-3			4 0 0 0 0 0 2															
Carlos Lee, R OBP: 0.343, SLG: 0.537 (1, 7)		1-2 G1-3			2-2 2B SF8 1B	2-1 F7		2-3 K			4 1 1 0 0 1 1															
Herbert Perry, R OBP: 0.339, SLG: 0.422 (1, 5)		3-2 G5-3			2-1 1-3 2B 2B	1-3 K		3-2 G5-3			4 1 1 0 0 1 1															
Brook Fordyce, R OBP: 0.167, SLG: 0.250 (1, 2)			2-2 G6-3		3-2 SF8		0-1 F8			0-3 K	3 0 0 1 0 1 0															
Inning Stats	R: 0 E: 0 K: 0 S: 10	H: 0 LOB: 1 BB: 1 P: 20	R: 0 E: 0 K: 0 S: 11	H: 1 LOB: 1 BB: 0 P: 16	R: 0 E: 0 K: 0 S: 12	H: 0 LOB: 0 BB: 0 P: 20	R: 0 E: 0 K: 0 S: 9	H: 2 LOB: 1 BB: 0 P: 14	R: 3 E: 0 K: 0 S: 16	H: 4 LOB: 2 BB: 1 P: 29	R: 0 E: 0 K: 1 S: 9		H: 0 LOB: 0 BB: 0 P: 12	R: 0 E: 0 K: 0 S: 7	H: 0 LOB: 0 BB: 0 P: 10	R: 0 E: 0 K: 0 S: 7	H: 0 LOB: 0 BB: 0 P: 11	R: 0 E: 0 K: 1 S: 10	H: 0 LOB: 0 BB: 0 P: 17	R: 1 E: 0 K: 2 S: 10	H: 1 LOB: 0 BB: 0 P: 15	1B: 4 2B: 3 3B: 0 HR: 1	SF: 1 SAC: 0 DP: 0 HBP: 0	WP: 0 PB: 0 SB: 0 CS: 0	PA: 39	
PITCHER	IP WLS BF H R ER SO BB IBB HBP BLK WP HR S P ERA WHIP	IP WLS BF H R ER SO BB IBB HBP BLK WP HR S P ERA WHIP	IP WLS BF H R ER SO BB IBB HBP BLK WP HR S P ERA WHIP	IP WLS BF H R ER SO BB IBB HBP BLK WP HR S P ERA WHIP	IP WLS BF H R ER SO BB IBB HBP BLK WP HR S P ERA WHIP	IP WLS BF H R ER SO BB IBB HBP BLK WP HR S P ERA WHIP	IP WLS BF H R ER SO BB IBB HBP BLK WP HR S P ERA WHIP	IP WLS BF H R ER SO BB IBB HBP BLK WP HR S P ERA WHIP	IP WLS BF H R ER SO BB IBB HBP BLK WP HR S P ERA WHIP	IP WLS BF H R ER SO BB IBB HBP BLK WP HR S P ERA WHIP	IP WLS BF H R ER SO BB IBB HBP BLK WP HR S P ERA WHIP	IP WLS BF H R ER SO BB IBB HBP BLK WP HR S P ERA WHIP	IP WLS BF H R ER SO BB IBB HBP BLK WP HR S P ERA WHIP	IP WLS BF H R ER SO BB IBB HBP BLK WP HR S P ERA WHIP	IP WLS BF H R ER SO BB IBB HBP BLK WP HR S P ERA WHIP	IP WLS BF H R ER SO BB IBB HBP BLK WP HR S P ERA WHIP	IP WLS BF H R ER SO BB IBB HBP BLK WP HR S P ERA WHIP	IP WLS BF H R ER SO BB IBB HBP BLK WP HR S P ERA WHIP	IP WLS BF H R ER SO BB IBB HBP BLK WP HR S P ERA WHIP	IP WLS BF H R ER SO BB IBB HBP BLK WP HR S P ERA WHIP	IP WLS BF H R ER SO BB IBB HBP BLK WP HR S P ERA WHIP	IP WLS BF H R ER SO BB IBB HBP BLK WP HR S P ERA WHIP	IP WLS BF H R ER SO BB IBB HBP BLK WP HR S P ERA WHIP	IP WLS BF H R ER SO BB IBB HBP BLK WP HR S P ERA WHIP	IP WLS BF H R ER SO BB IBB HBP BLK WP HR S P ERA WHIP	IP WLS BF H R ER SO BB IBB HBP BLK WP HR S P ERA WHIP
Bartolo Colon, R ERA: 4.03 (1, 1)	8.0																									
Steve Karsay, R ERA: 2.1 (9, 1)	1.0	3	0	0	0	1	0	0	0	0	0	0														
Justin Speier, R ERA: 2.31 (10, 1)	1.0	L 4	1	1	1	2	0	0	0	0	0	0														

livebaseballscores.com

AB	36
R	4
H	8
RBI	4
BB	2
SO	4
LOB	9



Batter	1	2	3	4	5	6	7	8	9	10	AB	R	H	RBI	BB	SO	LOB	BOTTOM									
Kenny Lofton, L OBP: 0.358, SLG: 0.409 (1, 8)	L8	G5-3			G3		1B		K		5	0	1	0	0	1	1	Chicago White Sox @ Cleveland Indians Jacobs Field, Cleveland, OH Tue Jun 13 2000, 7:05 PM EDT Att: 43,233 - Overcast - 83 F									
Omar Vizquel, S OBP: 0.332, SLG: 0.349 (1, 6)	K				F9		G4-3		F7		5	0	0	0	0	1	1										
Roberto Alomar, S OBP: 0.356, SLG: 0.462 (1, 4)	E9 1B				G6-3		G6-3		G6-3		5	2	2	0	0	0	0										
David Justice, L OBP: 0.360, SLG: 0.583 (1, 9)	1B BB				F8		F8		FC6-4 1B		4	0	1	1	1	0	0										
Travis Fryman, R OBP: 0.377, SLG: 0.531 (1, 5)	1-2 2-H 1B				FC1-2 1B		FC5-4 BB		FC6-4 F8 1B PB		4	1	2	1	1	0	2										
Richie Sexson, R OBP: 0.320, SLG: 0.482 (1, 7) (9, 3)	G4-3				FC1-2 1B		FC5-4 1-2f		PB 1B		4	0	2	0	1	0	3										
Jim Thome, L OBP: 0.356, SLG: 0.529 (1, 3)		G6-3			K		K		F8		3	0	0	0	0	2	3										
Enrique Wilson, S OBP: 0.392, SLG: 0.478 (8, PH)										G4-6-3	1	0	0	0	0	0	2										
Jolbert Cabrera, R OBP: 0.308, SLG: 0.306 (9, 7)											0	0	0	0	0	0	0										
Russell Branyan, L OBP: 0.542, SLG: 1.450 (10, PH)											1	0	0	0	0	0	2										
Alex Ramirez, R OBP: 0.317, SLG: 0.439 (1, 10)		G6-3			FC1-2				G6-3		3	0	0	0	1	0	2										
Einar Diaz, R OBP: 0.353, SLG: 0.442 (1, 2)					3-H				G6-3		3	0	0	0	0	1	4										
Inning Stats	R: 1 E: 1 K: 1 S: 13	H: 2 LOB: 2 BB: 1 P: 25	R: 0 E: 0 K: 0 S: 7	H: 0 LOB: 1 BB: 0 P: 12	R: 0 E: 0 K: 0 S: 7	H: 0 LOB: 0 BB: 0 P: 8	R: 0 E: 0 K: 2 S: 14	H: 2 LOB: 2 BB: 0 P: 21	R: 0 E: 0 K: 0 S: 6	H: 0 LOB: 1 BB: 1 P: 18	R: 0 E: 0 K: 0 S: 7	H: 1 LOB: 1 BB: 0 P: 12	R: 2 E: 0 K: 0 S: 18	H: 3 LOB: 2 BB: 1 P: 30	R: 0 E: 0 K: 1 S: 8	H: 0 LOB: 1 BB: 1 P: 11	R: 0 E: 0 K: 0 S: 3	H: 0 LOB: 1 BB: 1 P: 10	1B: 7 2B: 1 3B: 0 HR: 0	SF: 0 SAC: 0 DP: 1 HBP: 1	WP: 0 PB: 1 SB: 0 CS: 0	PA: 43					
PITCHER	IP	WLS	BF	H	R	ER	SO	BB	IBB	HBP	BLK	WP	HR	S	P	ERA	WHIP										
Jim Parque, L ERA: 4.04 (1, 1)	7.0		31	7	3	2	4	2	0	1	0	0	0	66	112	2.57	1.286										
Kelly Wunsch, L ERA: 2.88 (8, 1)	1.1	B	6	1	0	0	1	1	0	0	0	0	0	18	29	0.00	1.500										
41 Bill Simas, R ERA: 3.13 (9, 1)	0.2	W	2	0	0	0	0	0	0	0	0	0	0	4	6	0.00	0.000										
Bob Howry, R ERA: 3.62 (10, 1)	1.0	S	4	0	0	0	0	1	0	0	0	0	0	3	10	0.00	1.000										
AB											38																
R											3																
H											8																
RBI											2																
BB											4																
SO											5																
LOB											20																
																		C									

Chicago White Sox @ Cleveland Indians
Jacobs Field, Cleveland, OH

Wed Jun 14 2000, 7:05 PM EDT
Att. 43,284 - Cloudy - 77 F

AB	37
R	11
H	12
RBI	10
BB	7
SO	7
LOB	19

WP:	0	PA:	46
PB:	0		
SB:	3		
CS:	1		



Batter	1	2	3	4	5	6	7	8	9	AB	R	H	RBI	BB	SO	LOB												
Ray Durham, S (1, 4) OBP: 0.332, SLG: 0.492 Herbert Perry, R (8, 5) OBP: 0.336, SLG: 0.417	4-2 G1-3 14 1B S BB	0-1 CS 1B	2-2 F9	X	0-0 SF7		3-1 F8		1-3 K	3	1	1	1	1	0	1												
Jose Valentin, S (1, 6) OBP: 0.305, SLG: 0.483	1-3 K	4-2 1B BB	2-1 F7	F	3-H 0-1 F8		2-3 K			4	1	0	0	1	2	3												
Frank Thomas, R (1, 10) OBP: 0.436, SLG: 0.614	4-1 G1-3 14 1B BB	1-2 2B 1B BB	2-3 K		4-2 FC4 G1-3 BB		0-3 K			3	2	1	0	2	2	0												
Magglio Ordonez, R (1, 9) OBP: 0.368, SLG: 0.540	0-1 G1-3	0-2 FC4 1B 2B		3-1 F8		1-0 G1-3		0-0 F9		5	1	1	2	0	0	3												
14 Paul Konerko, R (1, 3) OBP: 0.354, SLG: 0.495	2-2 1B 1B	4-1 FC4 BB		2-2 G1-3		3-2 FC4 HBP		0-1 F8		3	1	1	2	1	0	0												
Chris Singleton, L (1, 8) OBP: 0.306, SLG: 0.400	1-1 1B 1B	3-2 FC4 S 1B		2-2 G1-3		1-2 FC4 FC4-6		2-1 F7		5	2	1	0	0	0	4												
Jeff Abbott, R (1, 7) OBP: 0.356, SLG: 0.422	0-0 1B 1B	2-2 1B E 1B		2-0 F9 SF7 1B		2-0 FC4-6		0-1 G5-3		5	3	3	3	0	0	2												
Tony Graffanino, R (1, 5) OBP: 0.425, SLG: 0.417 (8, 4)	3-2 S 1B	2-0 E9 1B		4-2 1B BB		2-3 K		1-2 BB 1B		4	0	3	2	1	1	0												
Mark Johnson, L (1, 2) OBP: 0.290, SLG: 0.315	3-2 F9 1B	1-3 K		1-0 F9		0-1 2B		4-2 BB		4	0	1	0	1	1	4												
Inning Stats	R: 5 E: 0 K: 1 S: 21	H: 4 LOB: 1 BB: 2 P: 39	R: 5 E: 1 K: 1 S: 21	H: 5 LOB: 1 BB: 2 P: 38	R: 0 E: 0 K: 1 S: 10	H: 0 LOB: 0 BB: 0 P: 16	R: 0 E: 0 K: 0 S: 8	H: 0 LOB: 0 BB: 0 P: 15	R: 1 E: 0 K: 0 S: 7	H: 1 LOB: 1 BB: 1 P: 14	R: 0 E: 0 K: 0 S: 10	H: 0 LOB: 2 BB: 1 P: 21	R: 0 E: 0 K: 2 S: 14	H: 1 LOB: 1 BB: 0 P: 21	R: 0 E: 0 K: 1 S: 14	H: 0 LOB: 0 BB: 0 P: 6	R: 0 E: 0 K: 1 S: 14	H: 1 LOB: 2 BB: 1 P: 22	1B: 10 2B: 2 3B: 0 HR: 0	SF: 1 SAC: 0 DP: 0 HBP: 1	WP: 0 PA: 46							
PITCHER	IP	WLS	BF	H	R	ER	SO	BB	IBB	HBP	BLK	WP	HR	S	P	ERA	WHIP											
Jim Brower, R (1, 1) ERA: 6.38	1.1	L	12	6	7	7	1	3	0	0	0	0	0	28	51	47.25	6.750											
Jamie Brewington, R (2, 1) ERA: 4.26	0.2		6	3	3	2	1	1	0	0	0	0	0	14	26	27.00	6.000											
Willie Martinez, R (3, 1) ERA: 3.0	3.0		11	1	1	1	1	1	0	0	0	0	0	25	45	3.00	0.667											
Kane Davis, R (6, 1) ERA: 11.57	1.0		5	0	0	0	0	1	0	1	0	0	0	10	21	0.00	1.000											
Justin Speier, R (7, 1) ERA: 2.13	1.0		4	1	0	0	2	0	0	0	0	0	0	14	21	0.00	1.000											
PITCHER	IP	WLS	BF	H	R	ER	SO	BB	IBB	HBP	BLK	WP	HR	S	P	ERA	WHIP											
Paul Rigdon, R (8, 1) ERA: 6.08	1.0		3	0	0	0	1	0	0	0	0	0	0	6	6	0.00	0.000											
Scott Kamieniecki, R (9, 1) ERA: 5.1	1.0		5	1	0	0	1	1	0	0	0	0	0	14	22	0.00	2.000											

Batter	1	2	3	4	5	6	7	8	9	AB	R	H	RBI	BB	SO	LOB
Kenny Lofton, L OBP: 0.354, SLG: 0.399 (1, 8)	2-2 G4-3	0-0 G4-3			3-2 G4-3		4-2 BB		3-2 G4-3	4	0	0	0	1	0	1
Enrique Wilson, S OBP: 0.380, SLG: 0.459 (1, 6)	3-3 K BB HR	1-3 K			2-1 P5-4 1B		0-1 F7		1-2 F7	5	1	1	0	0	2	2
Roberto Alomar, S OBP: 0.356, SLG: 0.458 (1, 4) Jolbert Cabrera, R OBP: 0.299, SLG: 0.297 (7, 4)	4-0 1-2 HR BB		2-3 K		2-2 P5-4 1-2f		2-3 K		1-0 G6-3	2	1	0	0	1	1	1
David Justice, L OBP: 0.360, SLG: 0.593 (1, 9) Alex Ramirez, R OBP: 0.311, SLG: 0.431 (7, 9)	0-1 1-H 2-H HR		0-0 F9			0-1 L9		2-2 G5-3		3	1	1	3	0	0	0
Jim Thome, L OBP: 0.358, SLG: 0.540 (1, 3)	2-1 HR		2-1 F5			2-3 K		4-2 BB BB BB		3	1	1	1	1	1	0
Travis Fryman, R OBP: 0.383, SLG: 0.535 (1, 5)	3-3 K			4-2 BB BB		1-0 2B		4-1 BB 1-2 BB		2	0	1	0	2	1	0
Russell Branyan, L OBP: 0.536, SLG: 1.318 (1, 10)	3-1 F7			4-2 BB BB G5-4-3 BB		4-0 BB		1-3 K		2	0	0	0	2	1	2
Richie Sexson, R OBP: 0.322, SLG: 0.484 (1, 7)		3-2 G4-3 2B		2-3 K		1-2 G1-3		4-2 FC6 1-2 2-3 BB		3	0	1	0	1	1	4
Sandy Alomar Jr., R OBP: 0.378, SLG: 0.434 (1, 2)		1-3 K		2-2 G5-4-3 1-2f		1-2 F8		2-1 FC6		4	0	0	0	0	1	6

Inning Stats	R: 4	H: 2	E: 0	K: 2	S: 15	LOB: 0	BB: 1	P: 32	R: 0	H: 1	E: 0	K: 2	S: 11	LOB: 1	BB: 0	P: 16	R: 0	H: 0	E: 0	K: 1	S: 10	LOB: 0	BB: 0	P: 14	R: 0	H: 0	E: 0	K: 1	S: 21	LOB: 1	BB: 2	P: 33	R: 0	H: 1	E: 0	K: 1	S: 9	LOB: 0	BB: 0	P: 16	R: 0	H: 1	E: 0	K: 1	S: 9	LOB: 2	BB: 1	P: 17	R: 0	H: 0	E: 0	K: 1	S: 14	LOB: 1	BB: 1	P: 21	R: 0	H: 0	E: 0	K: 1	S: 13	LOB: 3	BB: 3	P: 30	R: 0	H: 0	E: 0	K: 0	S: 10	LOB: 0	BB: 0	P: 15	1B: 1	SF: 0	2B: 3	SAC: 0	3B: 0	DP: 2	HR: 2	HBP: 0
--------------	------	------	------	------	-------	--------	-------	-------	------	------	------	------	-------	--------	-------	-------	------	------	------	------	-------	--------	-------	-------	------	------	------	------	-------	--------	-------	-------	------	------	------	------	------	--------	-------	-------	------	------	------	------	------	--------	-------	-------	------	------	------	------	-------	--------	-------	-------	------	------	------	------	-------	--------	-------	-------	------	------	------	------	-------	--------	-------	-------	-------	-------	-------	--------	-------	-------	-------	--------


PITCHER	IP	WLS	BF	H	R	ER	SO	BB	IBB	HBP	BLK	WP	HR	S	P	ERA	WHIP
Kip Wells, R ERA: 6.38 (1, 1)	2.0		11	3	4	3	4	1	0	0	0	0	2	26	48	13.50	2.000
Kevin Beirne, R ERA: 6.55 (3, 1)	3.2	W	13	2	0	0	3	2	0	0	0	0	0	46	72	0.00	1.091
Jesus Pena, L ERA: 5.4 (6, 1)	2.0		10	0	0	0	2	4	0	0	0	0	0	26	49	0.00	2.000
Sean Lowe, R ERA: 5.14 (8, 1)	1.1		5	0	0	0	0	1	0	0	0	0	0	14	25	0.00	0.750

BOTTOM

Chicago White Sox @ Cleveland Indians
Jacobs Field, Cleveland, OH

Wed Jun 14 2000, 7:05 PM EDT
Att: 43,284 - Cloudy - 77 F

AB	31
R	4
H	5
RBI	4
BB	8
SO	9
LOB	17



WP	PA	ERA	WHIP
0	39		

Batter	1	2	3	4	5	6	7	8	9	AB R H RBI BB SO LOB	TOP									
Kenny Lofton, L OBP: 0.352, SLG: 0.401 (1, 8)	3-2 P6		2-1 L1-6 2B		1-0 P5			1-0 F8		4 0 1 0 0 0 0										
Omar Vizquel, S OBP: 0.335, SLG: 0.346 (1, 6)	4-1 1B BB		2-0 L1-6			0-1 G5-3		4-1 1B BB		2 0 0 0 2 0 1										
Roberto Alomar, S OBP: 0.351, SLG: 0.451 (1, 4)	1-2 E5 1B		1-2 G5-3			2-1 G6-3		1-3 K		4 0 0 0 0 1 2										
David Justice, L OBP: 0.362, SLG: 0.606 (1, 9)	2-3 K			3-1 F7		2-0 HR		3-2 1B		4 1 2 1 0 1 2										
Jim Thome, L OBP: 0.357, SLG: 0.535 (1, 3)	1-0 1B			1-1 F8		1-3 K		3-3 K		4 0 1 0 0 2 2										
Travis Fryman, R OBP: 0.388, SLG: 0.550 (1, 5)				2-2 WP 1B			1-1 E5 BB		4-2 BB	3 1 2 1 1 0 0										
Russell Branyan, L OBP: 0.469, SLG: 1.115 (1, 10)			2-3 K	3-3 K			3-3 K		2-1 F9	4 0 0 0 0 3 3										
Richie Sexson, R OBP: 0.321, SLG: 0.478 (1, 7)			2-3 K		1-1 G4-3		4-2 G6-4-3 BB		1-3 K	3 0 0 0 1 2 1										
Einar Diaz, R OBP: 0.345, SLG: 0.432 (1, 2)			1-0 P4		2-1 G5-3		0-1 G6-4-3		0-1 G3-1	3 0 0 0 0 0 2										
Enrique Wilson, S OBP: 0.375, SLG: 0.453 (9, PH)										1 0 0 0 0 0 1										
Inning Stats	R: 0 E: 1 K: 1 S: 11	H: 1 LOB: 2 BB: 1 P: 22	R: 1 E: 0 K: 2 S: 13	H: 1 LOB: 0 BB: 0 P: 19	R: 0 E: 0 K: 0 S: 6	H: 1 LOB: 1 BB: 0 P: 11	R: 0 E: 0 K: 1 S: 10	H: 0 LOB: 0 BB: 0 P: 9	R: 1 E: 0 K: 1 S: 10	H: 1 LOB: 0 BB: 1 P: 15	R: 0 E: 1 K: 1 S: 10	H: 0 LOB: 1 BB: 1 P: 18	R: 0 E: 0 K: 2 S: 15	H: 1 LOB: 2 BB: 1 P: 27	R: 0 E: 0 K: 1 S: 9	H: 0 LOB: 1 BB: 1 P: 16	1B: 3 2B: 2 3B: 0 HR: 2	SF: 0 SAC: 0 DP: 2 HBP: 0	WP: 1 PB: 0 SB: 0 CS: 0	PA: 36
PITCHER	IP WLS BF H R ER SO BB IBB HBP BLK WP HR S P ERA WHIP																			
Brian Moehler, R ERA: 3.2 (1, 1)	6.0 W 23 5 2 2 5 1 0 0 0 1 2 55 95 3.00 1.000																			
Danny Patterson, R ERA: 2.25 (7, 1)	1.0 H 4 0 0 0 1 1 0 0 0 0 0 10 18 0.00 1.000																			
Doug Brocail, R ERA: 4.4 (8, 1)	1.0 H 5 1 0 0 2 1 0 0 0 0 0 15 27 0.00 2.000																			
Todd Jones, R ERA: 3.52 (9, 1)	1.0 S 4 0 0 0 1 1 0 0 0 0 0 9 16 0.00 1.000																			

Cleveland Indians @ Detroit Tigers
Comerica Park, Detroit, MI
Fri Jun 16 2000, 7:05 PM EDT
Att. 39,072 - Cloudy - 83 F

livebaseballscorecards.com

AB 32
R 2
H 6
RBI 2
BB 4
SO 9
LOB 14



Batter	1	2	3	4	5	6	7	8	9	AB R H RBI BB SO LOB	BOTTOM
--------	---	---	---	---	---	---	---	---	---	----------------------	--------

Damion Easley, R (1, 4) <small>OBP: 0.344, SLG: 0.364</small>	0-2 G4-1		2-3 K	0-0 1B		4-2 BB		1-1 P4		4 0 1 0 1 1 1	Cleveland Indians @ Detroit Tigers Comerica Park, Detroit, MI Fri Jun 16 2000, 7:05 PM EDT Att: 39,072 - Cloudy - 83 F
Brad Ausmus, R (1, 2) <small>OBP: 0.352, SLG: 0.360</small>	0-1 BB 2B		2-3 K2-3	1-0 F9		1-1 F3		0-0 F9		5 0 1 0 0 1 3	
Bobby Higginson, L (1, 7) <small>OBP: 0.366, SLG: 0.517</small>	4-2 BB BB		2-2 HR		2-2 HR 1B		0-0 F8			3 2 2 1 1 0 0	
Juan Gonzalez, R (1, 9) <small>OBP: 0.315, SLG: 0.522</small>	2-1 P2		2-0 HR		1-3 K		3-1 F3			4 1 1 1 0 1 3	
Dean Palmer, R (1, 5) <small>OBP: 0.349, SLG: 0.537</small> Shane Halter, R (8, 5) <small>OBP: 0.318, SLG: 0.383</small>	4-0 BB BB 1-2 2-3 BB		4-2 BB BB		2-3 K		1-0 HR			2 1 1 1 2 1 1 0 0 0 0 0 0 0	
Tony Clark, S (1, 3) <small>OBP: 0.277, SLG: 0.354</small>	2-3 K		4-2 BB	1-2 BB	0-1 HR		4-0 BB			2 1 1 2 2 1 3	
Juan Encarnacion, R (1, 8) <small>OBP: 0.324, SLG: 0.382</small>		0-0 G6-3	0-0 F7		1-3 K		2-3 K			4 0 0 0 0 2 3	
Luis Polonia, L (1, 10) <small>OBP: 0.301, SLG: 0.343</small>		2-2 F2		2-1 G4-3		1-1 G4-3		0-1 G6-3		4 0 0 0 0 0 0	
Deivi Cruz, R (1, 6) <small>OBP: 0.292, SLG: 0.383</small>		0-0 G6-3		2-1 G4-3		0-0 F7		1-0 1B		4 0 1 0 0 0 0	

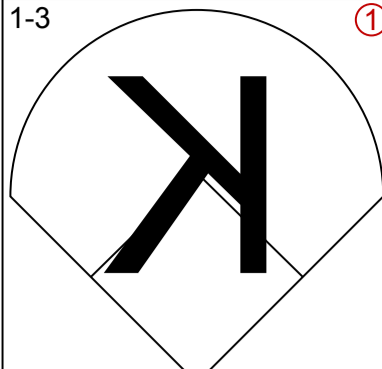
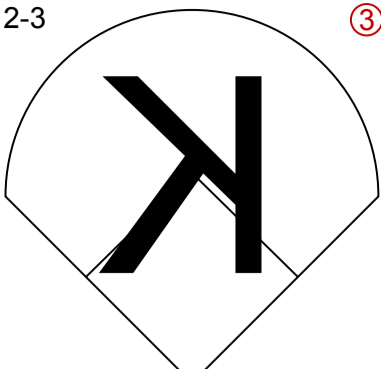
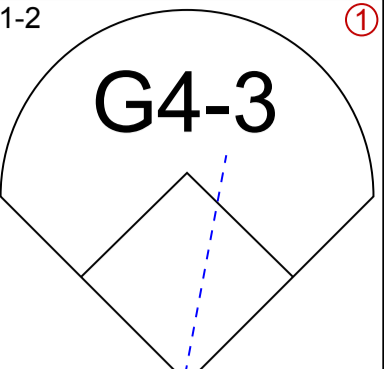
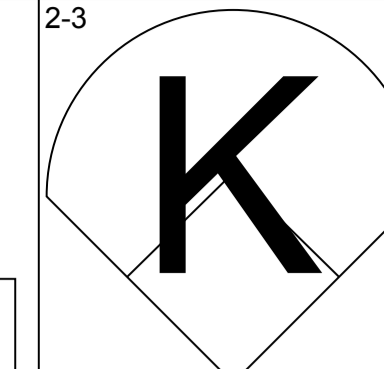
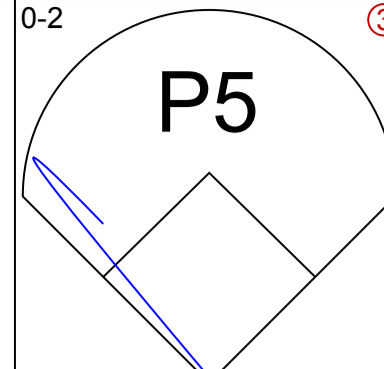
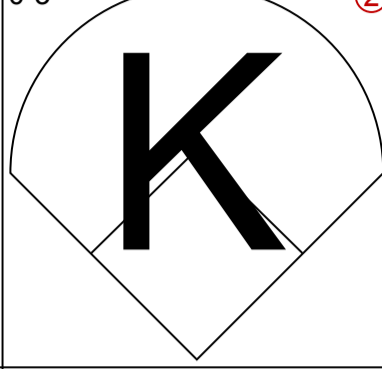
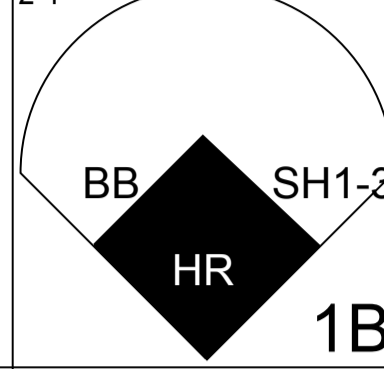
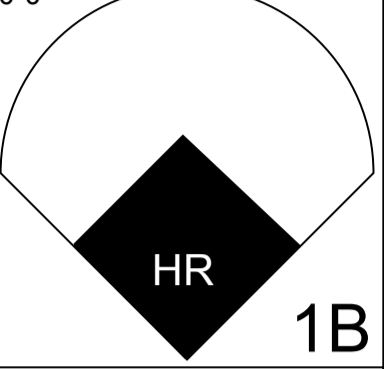
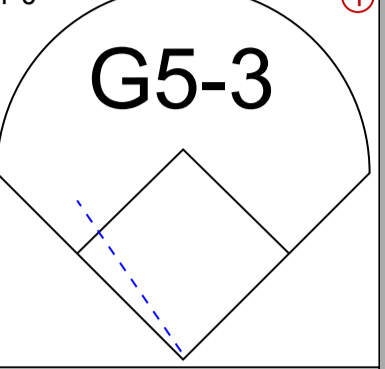
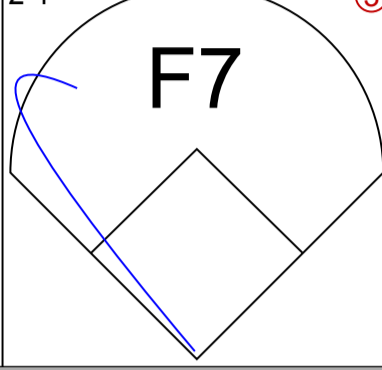
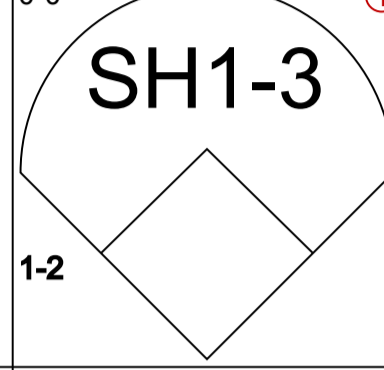
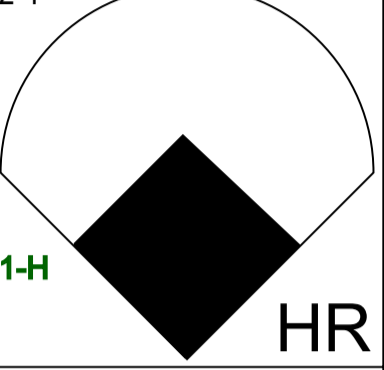
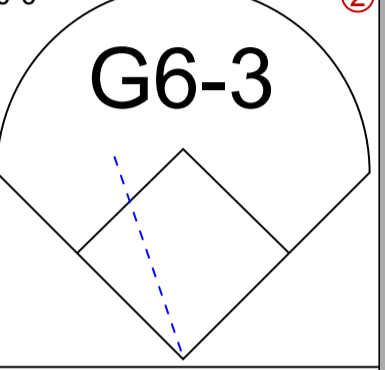
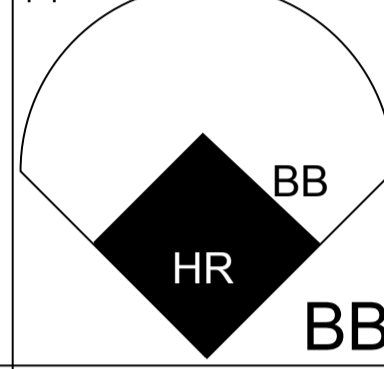
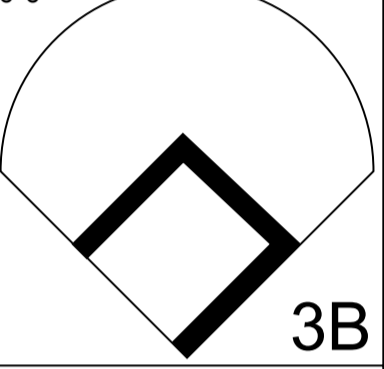

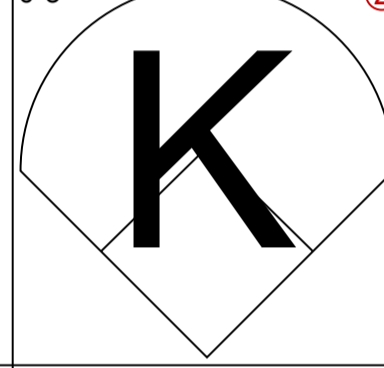
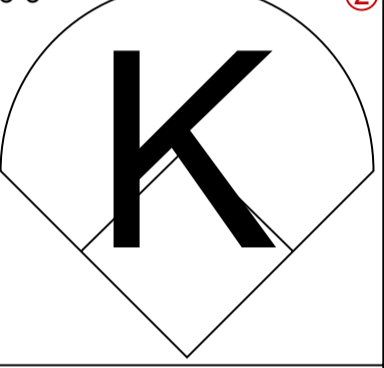
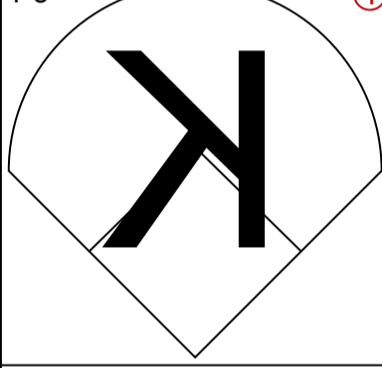
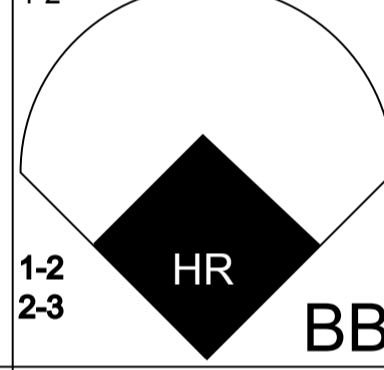
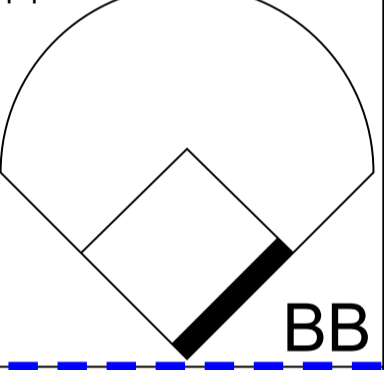
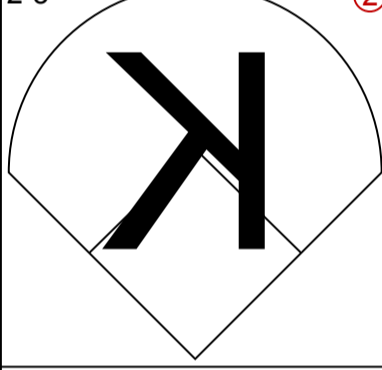
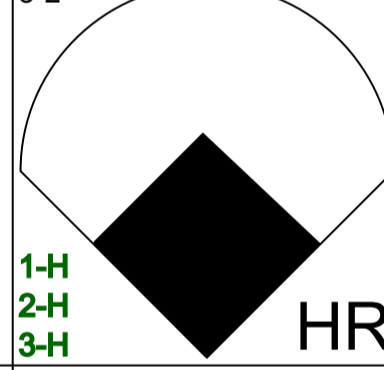
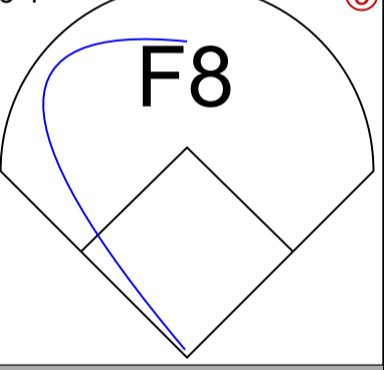
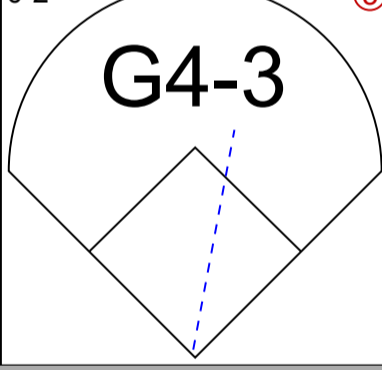
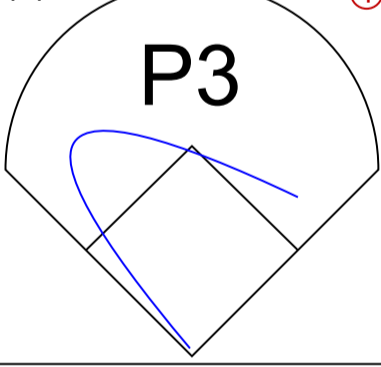
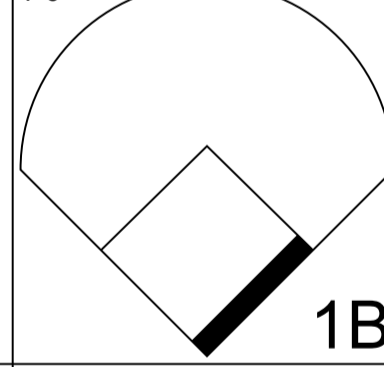
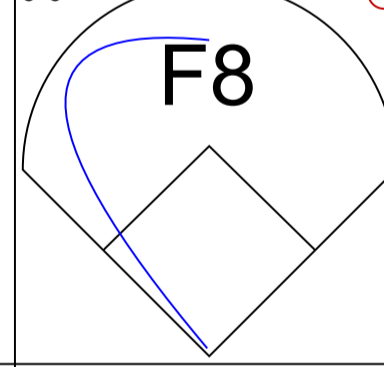
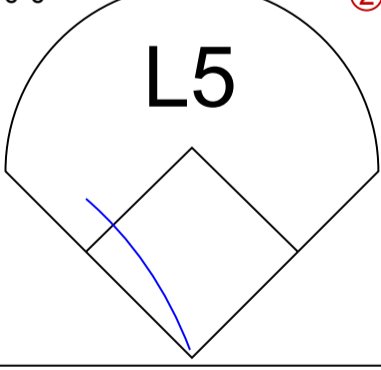
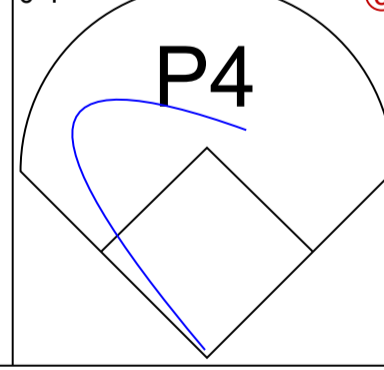
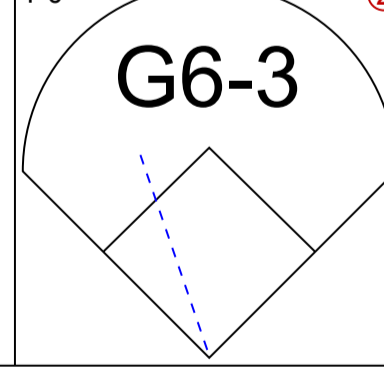
Inning Stats	R: 0 E: 0 K: 1 S: 13	H: 1 LOB: 3 BB: 2 P: 25	R: 0 E: 0 K: 0 S: 5	H: 0 LOB: 0 BB: 0 P: 7	R: 2 E: 0 K: 2 S: 15	H: 2 LOB: 2 BB: 2 P: 31	R: 0 E: 0 K: 0 S: 6	H: 1 LOB: 1 BB: 0 P: 11	R: 2 E: 0 K: 3 S: 16	H: 2 LOB: 0 BB: 0 P: 21	R: 0 E: 0 K: 0 S: 7	H: 0 LOB: 1 BB: 1 P: 13	R: 1 E: 0 K: 1 S: 7	H: 1 LOB: 1 BB: 1 P: 17	R: 0 E: 0 K: 0 S: 6	H: 1 LOB: 1 BB: 0 P: 8	1B: 3 2B: 1 3B: 0 HR: 4	SF: 0 SAC: 0 DP: 0 HBP: 0	WP: 0 PB: 0 SB: 0 CS: 0	PA: 38
--------------	-------------------------------	----------------------------------	------------------------------	---------------------------------	-------------------------------	----------------------------------	------------------------------	----------------------------------	-------------------------------	----------------------------------	------------------------------	----------------------------------	------------------------------	----------------------------------	------------------------------	---------------------------------	----------------------------------	------------------------------------	----------------------------------	--------

PITCHER	IP	WLS	BF	H	R	ER	SO	BB	IBB	HBP	BLK	WP	HR	S	P	ERA	WHIP										
Dave Burba, R (1, 1) <small>ERA: 5.13</small>	6.2	L	33	7	5	5	6	6	0	0	0	0	4	66	120	6.75	1.950										
Brian Williams, R (7, 1) <small>ERA: 9.12</small>	1.1		5	1	0	0	1	0	0	0	0	0	0	9	13	0.00	0.750										

livebaseballscorecards.com

AB	32
R	5
H	8
RBI	5
BB	6
SO	7
LOB	14



Batter	1	2	3	4	5	6	7	8	9	AB R H RBI BB SO LOB	TOP																
Kenny Lofton, L (1, 8) OBP: 0.343, SLG: 0.390	1-3 		2-3 		1-2 G4-3 	2-3 			0-2 P5 	5 0 0 0 0 3 0	Cleveland Indians @ Detroit Tigers Comerica Park, Detroit, MI Sat Jun 17 2000, 1:15 PM EDT Att. 39,569 - Cloudy - 70 F																
Omar Vizquel, S (1, 6) OBP: 0.337, SLG: 0.348	0-3 			2-1 BB SH1-3 HR 1B 	0-0 HR 1B 			1-0 G5-3 	4 2 2 0 0 1 0																		
Roberto Alomar, S (1, 4) OBP: 0.350, SLG: 0.462	2-1 F7 			0-0 SH1-3 1-2 	2-1 HR 			0-0 G6-3 	3 1 1 2 0 0 0																		
David Justice, L (1, 9) OBP: 0.368, SLG: 0.614				4-1 BB HR BB 	0-0 			3-3 K 	2 1 1 0 2 1 0																		
Jim Thome, L (1, 3) OBP: 0.351, SLG: 0.525				0-3 K 	3-3 K 			1-3 	4 0 0 0 0 3 4																		
Travis Fryman, R (1, 5) OBP: 0.390, SLG: 0.545				4-2 HR BB 	4-1 			2-3 	2 1 0 0 2 1 1																		
Russell Branyan, L (1, 10) OBP: 0.444, SLG: 1.100				3-2 HR BB 	3-1 F8 			0-2 G4-3 	4 1 1 4 0 1 3																		
Richie Sexson, R (1, 7) OBP: 0.320, SLG: 0.474				1-1 P3 	1-0 			0-0 F8 	4 0 1 0 0 0 0																		
Sandy Alomar Jr., R (1, 2) OBP: 0.365, SLG: 0.417				0-0 L5 	0-1 P4 			1-0 G6-3 	4 0 0 0 0 1 1																		
Inning Stats	R: 0 E: 0 K: 2 S: 9 H: 0 LOB: 0 BB: 0 P: 12	R: 0 E: 0 K: 1 S: 10 H: 0 LOB: 1 BB: 1 P: 20	R: 0 E: 0 K: 1 S: 6 H: 0 LOB: 0 BB: 0 P: 9	R: 4 E: 0 K: 1 S: 15 H: 3 LOB: 1 BB: 2 P: 29	R: 2 E: 0 K: 1 S: 13 H: 3 LOB: 2 BB: 1 P: 26	R: 0 E: 0 K: 2 S: 11 H: 0 LOB: 0 BB: 0 P: 16	R: 0 E: 0 K: 1 S: 5 H: 0 LOB: 0 BB: 0 P: 9	R: 0 E: 0 K: 2 S: 9 H: 0 LOB: 0 BB: 0 P: 12	R: 0 E: 0 K: 0 S: 6 H: 0 LOB: 0 BB: 0 P: 7	1B: 3 2B: 0 3B: 1 HR: 2 SF: 0 SAC: 1 DP: 0 HBP: 0	WP: 0 PB: 0 SB: 0 CS: 0 PA: 37																
PITCHER	IP WLS BF H R ER SO BB IBB HBP BLK WP HR S P ERA WHIP											PITCHER	IP WLS BF H R ER SO BB IBB HBP BLK WP HR S P ERA WHIP														
Hideo Nomo, R (1, 1) ERA: 4.98	4.2		24	6	6	6	6	4	0	0	0	0	2	51	91	11.57	2.143										
C.J. Nitkowski, L (5, 1) ERA: 6.29	3.1		10	0	0	0	5	0	0	0	0	0	0	27	42	0.00	0.000										
Doug Brocail, R (9, 1) ERA: 4.26	1.0	W	3	0	0	0	0	0	0	0	0	0	0	6	7	0.00	0.000										

livebaseballscorecards.com

AB	32
R	6
H	6
RBI	6
BB	4
SO	11
LOB	9



Batter	1	2	3	4	5	6	7	8	9	AB	R	H	RBI	BB	SO	LOB
Damion Easley, R (1, 4) OBP: 0.339, SLG: 0.351	0-3 K		1-1 F9		4-0 1B BB		2-2 G6-3	1-1 G1-3		4	0	0	0	1	1	3
Brad Ausmus, R (1, 2) OBP: 0.353, SLG: 0.361	0-0 G3-1			2-2 G6-3	3-1 1B		3-2 HR 1B		0-0 G1-3	5	1	2	0	0	0	0
Bobby Higginson, L (1, 7) OBP: 0.370, SLG: 0.536	3-1 F8			2-1 1B 2B	0-3 K		3-1 HR		4-2 HR BB	4	3	2	2	1	1	2
Juan Gonzalez, R (1, 10) OBP: 0.317, SLG: 0.533		1-0 L6		1-1 FC6-4 1B		1-3 K	2-3 K		1-1 HR	5	1	2	3	0	2	0
Dean Palmer, R (1, 5) OBP: 0.347, SLG: 0.531		1-1 F9		0-1 FC6-4 HR		1-0 FC6-4 BB 1B		3-2 L8		4	1	1	0	0	0	1
Wendell Magee, R (1, 9) OBP: 0.356, SLG: 0.582		2-3 K		2-1 HR		3-3 K		4-2 1B BB		3	1	1	2	0	2	1
Rich Becker, L (8, PH) OBP: 0.400, SLG: 0.373										0	1	0	0	1	0	0
Juan Encarnacion, R (1, 8) OBP: 0.324, SLG: 0.379			1-1 F9	1-2 F8		4-2 FC6-4 BB		0-0 2B 1B		2	0	0	0	1	0	0
Robert Fick, L (8, PH) OBP: 0.347, SLG: 0.324										1	0	1	0	0	0	0
Luis Polonia, L (8, PR) OBP: 0.301, SLG: 0.343										0	0	0	0	0	0	0
Tony Clark, S (1, 3) OBP: 0.276, SLG: 0.359			1-3 K		2-1 F9	0-0 FC6-4		2-0 2B		4	0	1	1	0	1	2
Deivi Cruz, R (1, 6) OBP: 0.286, SLG: 0.376			2-1 E4		2-2 L8		2-3 K	1-0 G4-3		4	0	0	0	0	1	2

Inning Stats	R: 0	H: 0	E: 0	K: 1	S: 6	R: 0	H: 0	E: 0	K: 1	S: 7	R: 0	H: 0	E: 1	K: 1	S: 9	R: 3	H: 3	E: 0	K: 0	S: 15	R: 0	H: 1	E: 0	K: 1	S: 11	R: 0	H: 1	E: 0	K: 2	S: 11	R: 2	H: 2	E: 0	K: 2	S: 16	R: 1	H: 2	E: 0	K: 0	S: 15	R: 2	H: 1	E: 0	K: 0	S: 5	1B: 5	2B: 2	3B: 0	HR: 3	SF: 0	SAC: 0	DP: 0	HBP: 0	WP: 0	PB: 0	SB: 0	CS: 0	PA: 40
--------------	------	------	------	------	------	------	------	------	------	------	------	------	------	------	------	------	------	------	------	-------	------	------	------	------	-------	------	------	------	------	-------	------	------	------	------	-------	------	------	------	------	-------	------	------	------	------	------	-------	-------	-------	-------	-------	--------	-------	--------	-------	-------	-------	-------	--------

PITCHER	IP	WLS	BF	H	R	ER	SO	BB	IBB	HBP	BLK	WP	HR	S	P	ERA	WHIP
Chuck Finley, L (1, 1) ERA: 3.94	6.2		30	7	5	5	7	2	0	0	0	0	2	72	122	6.75	1.350
Steve Reed, R (7, 1) ERA: 4.94	0.2	H	4	1	1	1	1	1	0	0	0	0	0	14	23	13.50	3.000
Steve Karsay, R (8, 1) ERA: 2.61	1.0	L	6	2	2	2	0	1	0	0	0	0	1	9	18	18.00	3.000

BOTTOM

Cleveland Indians @ Detroit Tigers
Comerica Park, Detroit, MI
Sat Jun 17 2000, 1:15 PM EDT
Att. 39,569 - Cloudy - 70 F

livebaseballscorecards.com

AB	36
R	8
H	10
RBI	8
BB	4
SO	8
LOB	11



Cleveland Indians @ Detroit Tigers
 Comerica Park, Detroit, MI
 Sun Jun 18 2000, 1:05 PM EDT
 Att. 39,123 - Cloudy - 61 F

AB	39
R	9
H	13
RBI	7
BB	3
SO	8
LOB	12



WP:	0	PA:	43
PB:	0		
SB:	2		
CS:	0		

Batter	1	2	3	4	5	6	7	8	9	AB	R	H	RBI	BB	SO	LOB
Kenny Lofton, L (1, 8) OBP: 0.350, SLG: 0.392	F8 2-1		HBP 1B 1-1		BB 4-2		S 1B 2-2	G6-3 3-1		4	1	2	1	1	0	1
Omar Vizquel, S (1, 6) OBP: 0.338, SLG: 0.347	F8 1-2		HBP 1B 1-2		K 0-3		K 1-2 2-3	2B 4-2		4	1	1	0	1	2	3
Roberto Alomar, S (1, 4) OBP: 0.355, SLG: 0.466	G4-3 2-0		HBP 1-2				K 1-3 2-0	S 2B 2-0		4	1	2	4	0	1	0
David Justice, L (1, 9) OBP: 0.361, SLG: 0.600		K 1-3	L9 3-1				G4-3 0-0	F7 1-1 2-H		5	0	0	0	0	1	4
Jim Thome, L (1, 3) OBP: 0.352, SLG: 0.533		G3 2-1		G4-3 2-0		HR 2-0	F8 3-2		G5-4-3 4-1	4	1	1	1	1	0	1
Travis Fryman, R (1, 5) OBP: 0.390, SLG: 0.547		2B 3-2		K 1-3		1B 3-1		L5 2-1	G5-4-3 1-2	5	0	2	0	0	1	1
Russell Branyan, L (1, 10) OBP: 0.415, SLG: 0.971		K 2-3		K 2-3		K 0-3		1B 1B 1-1	G3 1-1	5	1	1	0	0	3	2
Richie Sexson, R (1, 7) OBP: 0.323, SLG: 0.475			G6-3 1-0		G4-3 1-1		2B 1B 0-2	E 1B 1-2		4	2	2	0	0	0	0
Sandy Alomar Jr., R (1, 2) OBP: 0.370, SLG: 0.430	F8 2-1		F8 2-1		G5-3 0-0		1B 2B 2-1	E7 2B 0-2		4	2	2	1	0	0	0

Inning Stats	R	H	E	K	S	R	H	E	K	S	R	H	E	K	S	R	H	E	K	S	R	H	E	K	S	R	H	E	K	S	1B	2B	3B	HR	SF	SAC	DP	HBP				
R: 0 H: 0 E: 0 K: 0 S: 6	0	0	0	0	11	0	1	0	0	15	0	2	0	2	19	0	0	0	2	0	9	0	0	0	0	0	0	0	0	0	0	0	0	0	0	0	0	0	0			
R: 0 H: 1 E: 0 K: 2 S: 15	0	1	0	2	23	0	1	0	2	23	0	0	0	0	23	0	0	0	0	0	0	0	0	0	0	0	0	0	0	0	0	0	0	0	0	0	0	0	0	0		
R: 0 H: 2 E: 0 K: 2 S: 10	0	2	0	3	19	0	2	0	3	19	0	0	0	0	19	0	0	0	0	0	0	0	0	0	0	0	0	0	0	0	0	0	0	0	0	0	0	0	0	0	0	
R: 0 H: 0 E: 0 K: 2 S: 9	0	0	0	0	14	0	0	0	0	14	0	0	0	0	14	0	0	0	0	0	0	0	0	0	0	0	0	0	0	0	0	0	0	0	0	0	0	0	0	0	0	0
R: 0 H: 0 E: 0 K: 1 S: 10	0	0	0	1	15	0	0	0	1	15	0	0	0	0	15	0	0	0	0	0	0	0	0	0	0	0	0	0	0	0	0	0	0	0	0	0	0	0	0	0	0	0
R: 1 H: 2 E: 0 K: 2 S: 10	1	2	0	2	16	0	2	0	2	16	0	0	0	0	16	0	0	0	0	0	0	0	0	0	0	0	0	0	0	0	0	0	0	0	0	0	0	0	0	0	0	0
R: 3 H: 4 E: 0 K: 1 S: 18	3	4	0	1	29	3	4	0	1	29	3	0	0	0	29	3	0	0	0	0	0	0	0	0	0	0	0	0	0	0	0	0	0	0	0	0	0	0	0	0	0	0
R: 5 H: 4 E: 1 K: 0 S: 14	5	4	1	0	27	5	4	1	0	27	5	0	0	0	27	5	0	0	0	0	0	0	0	0	0	0	0	0	0	0	0	0	0	0	0	0	0	0	0	0	0	0
R: 0 H: 0 E: 0 K: 0 S: 6	0	0	0	0	12	0	0	0	0	12	0	0	0	0	12	0	0	0	0	0	0	0	0	0	0	0	0	0	0	0	0	0	0	0	0	0	0	0	0	0	0	0

PITCHER	IP	WLS	BF	H	R	ER	SO	BB	IBB	HBP	BLK	WP	HR	S	P	ERA	WHIP
Willie Blair, R (1, 1) ERA: 3.96	5.2		23	4	1	1	6	1	0	1	0	0	1	55	90	1.59	0.882
Matt Anderson, R (6, 1) ERA: 5.08	0.2	H	6	4	3	3	2	0	0	0	0	0	0	18	27	40.50	6.000
Danny Patterson, R (7, 1) ERA: 3.24	1.0	L	7	4	3	3	0	0	0	0	0	0	0	12	20	27.00	4.000
Allen McDill, L (8, 1) ERA: 7.2	0.2		4	1	2	1	0	1	0	0	0	0	0	7	17	13.50	3.000
Dave Mlicki, R (9, 1) ERA: 5.88	1.0		3	0	0	0	0	1	0	0	0	0	0	6	12	0.00	1.000

livebaseballscores.com

Batter	1	2	3	4	5	6	7	8	9
Damion Easley, R (1, 4) OBP: 0.328, SLG: 0.339 Jose Macias, S (9, PH) OBP: 0.333, SLG: 0.319	1-2 G6-3	0-3 K		1-0 G6-3		2-1 P4			0-3 K
Brad Ausmus, R (1, 2) OBP: 0.352, SLG: 0.359	0-1 1B		3-3 K	1-2 G4-3			2-3 K		
Bobby Higginson, L (1, 7) OBP: 0.368, SLG: 0.530	1-2 P5		3-1 BB SF7 BB 1B		0-2 G3		3-3 K		
Juan Gonzalez, R (1, 9) OBP: 0.316, SLG: 0.526	2-2 L8		4-1 SF7 BB 1-2 BB		1-0 F7		2-2 G6-3		
Tony Clark, S (1, 3) OBP: 0.283, SLG: 0.358		0-0 HR 1B	4-2 1-2 2-3 BB		1-3 K		3-3 K		
Rich Becker, L (1, 8) OBP: 0.395, SLG: 0.400		2-1 HR 1-H	0-1 SF7 2-3 3-H		3-3 K		1-3 K		
Luis Polonia, L (1, 10) OBP: 0.300, SLG: 0.347		0-0 G6-3	3-1 F2		1-2 E 2B		2-2 F8		
Deivi Cruz, R (1, 6) OBP: 0.290, SLG: 0.388		0-1 G6-3		1-1 3B		0-2 E9 2-H 1B		1-1 G4-3	
Shane Halter, R (1, 5) OBP: 0.315, SLG: 0.376		3-2 1B		2-2 G6-3		1-3 K		2-3 K	

AB	R	H	RBI	BB	SO	LOB
4	0	0	0	0	1	3
1	0	0	0	0	1	0

4	0	1	0	0	2	1
---	---	---	---	---	---	---

4	1	1	0	0	1	1
---	---	---	---	---	---	---

3	0	0	0	1	0	1
---	---	---	---	---	---	---

3	1	1	0	1	2	0
---	---	---	---	---	---	---

3	1	1	3	0	2	0
---	---	---	---	---	---	---

4	1	1	0	0	0	2
---	---	---	---	---	---	---

4	0	2	1	0	0	0
---	---	---	---	---	---	---

4	0	1	0	0	2	2
---	---	---	---	---	---	---

1B:	5	SF:	1
2B:	1	SAC:	0
3B:	1	DP:	0
HR:	1	HBP:	0

BOTTOM

Cleveland Indians @ Detroit Tigers
Comerica Park, Detroit, MI
Sun Jun 18 2000, 1:05 PM EDT
Att. 39,123 - Cloudy - 61 F

livebaseballscorecards.com

AB	34
R	4
H	8
RBI	4
BB	2
SO	11
LOB	10



Inning Stats	R: 0	H: 1	E: 0	K: 0	S: 13	H: 1	LOB: 1	BB: 0	P: 17	R: 2	H: 3	E: 0	K: 1	S: 12	H: 1	LOB: 2	BB: 2	P: 29	R: 1	H: 1	E: 0	K: 1	S: 12	R: 0	H: 1	E: 0	K: 0	S: 10	R: 0	H: 0	E: 0	K: 1	S: 7	R: 1	H: 2	E: 1	K: 2	S: 16	H: 2	LOB: 1	BB: 0	P: 23	R: 0	H: 0	E: 0	K: 2	S: 13	R: 0	H: 0	E: 0	K: 2	S: 10	R: 0	H: 0	E: 0	K: 2	S: 8	R: 0	H: 0	E: 0	K: 2	S: 11	1B: 5	SF: 1	2B: 1	SAC: 0	3B: 1	DP: 0	HR: 1	HBP: 0	WP: 0	PA: 37
--------------	------	------	------	------	-------	------	--------	-------	-------	------	------	------	------	-------	------	--------	-------	-------	------	------	------	------	-------	------	------	------	------	-------	------	------	------	------	------	------	------	------	------	-------	------	--------	-------	-------	------	------	------	------	-------	------	------	------	------	-------	------	------	------	------	------	------	------	------	------	-------	-------	-------	-------	--------	-------	-------	-------	--------	-------	--------

PITCHER	IP	WLS	BF	H	R	ER	SO	BB	IBB	HBP	BLK	WP	HR	S	P	ERA	WHIP
Jaime Navarro, R (1, 1) ERA: 11.25	5.1		26	8	4	4	4	2	0	0	0	0	1	65	102	6.75	1.875
Justin Speier, R (6, 1) ERA: 1.65	3.2	W	11	0	0	0	7	0	0	0	0	0	0	36	55	0.00	0.000

Batter	1	2	3	4	5	6	7	8	9	AB R H RBI BB SO LOB	TOP		
Kenny Lofton, L (1, 8) OBP: 0.348, SLG: 0.385	0-0 P6		2-1 G3-1			0-0 F8		4-2 1B BB		3 1 0 0 1 0 0			
Omar Vizquel, S (1, 6) OBP: 0.340, SLG: 0.347	4-1 G4-6-3 BB			1-3 K		0-0 G6-3		2-0 G4-6-3 1B		3 0 1 1 1 1 0			
Roberto Alomar, S (1, 4) OBP: 0.353, SLG: 0.467	1-0 G4-6-3 1-2f			2-2 2B			1-1 P3	0-0 G4-6-3 1-2f		4 0 1 0 0 0 2			
David Justice, L (1, 9) OBP: 0.359, SLG: 0.594		1-1 G4-3		2-3 K			2-2 2B 1B		3-3 K	4 0 1 0 0 2 1			
Jim Thome, L (1, 3) OBP: 0.351, SLG: 0.533		1-1 2B		0-3 K			1-1 F8		0-0 G3-1	4 0 1 0 0 1 2			
Travis Fryman, R (1, 5) OBP: 0.388, SLG: 0.546		3-2 F7			0-0 G5-3		3-1 2B		2-1 F9	4 0 1 0 0 0 1			
Russell Branyan, L (1, 10) OBP: 0.409, SLG: 0.919		3-3 K			0-3 K		3-2 HBP			2 0 0 0 0 2 1			
Richie Sexson, R (1, 7) OBP: 0.319, SLG: 0.469			2-1 G6-3		3-2 P5		2-1 G4-3			3 0 0 0 0 0 3			
Einar Diaz, R (1, 2) OBP: 0.338, SLG: 0.422			2-1 P5			1-3 K		1-2 P4		3 0 0 0 0 1 0			
Inning Stats	R: 0 E: 0 K: 0 S: 3 H: 0 LOB: 0 BB: 1 P: 8	R: 0 E: 0 K: 1 S: 12 H: 1 LOB: 1 BB: 0 P: 20	R: 0 E: 0 K: 0 S: 6 H: 0 LOB: 0 BB: 0 P: 12	R: 0 E: 0 K: 3 S: 13 H: 1 LOB: 1 BB: 0 P: 18	R: 0 E: 0 K: 1 S: 7 H: 0 LOB: 0 BB: 0 P: 10	R: 0 E: 0 K: 1 S: 6 H: 0 LOB: 0 BB: 0 P: 7	R: 0 E: 0 K: 0 S: 13 H: 2 LOB: 3 BB: 0 P: 25	R: 1 E: 0 K: 0 S: 7 H: 1 LOB: 0 BB: 1 P: 14	R: 0 E: 0 K: 1 S: 6 H: 0 LOB: 0 BB: 0 P: 11	1B: 2 2B: 3 3B: 0 HR: 0 SF: 0 SAC: 0 DP: 2 HBP: 1	WP: 0 PB: 0 SB: 1 CS: 0 PA: 33		
PITCHER	IP WLS BF H R ER SO BB IBB HBP BLK WP HR S P ERA WHIP											PITCHER	IP WLS BF H R ER SO BB IBB HBP BLK WP HR S P ERA WHIP
Kip Wells, R (1, 1) ERA: 5.75	6.2 W 25 4 0 0 6 1 0 1 0 0 0 0 58 96 0.00 0.750												
Bob Howry, R (7, 1) ERA: 3.56	1.1 H 5 1 1 1 0 1 0 0 0 0 0 0 9 18 6.75 1.500												
Kelly Wunsch, L (9, 1) ERA: 2.96	1.0 3 0 0 0 0 1 0 0 0 0 0 0 6 11 0.00 0.000												

Cleveland Indians @ Chicago White Sox
Comiskey Park, Chicago, IL
Mon Jun 19 2000, 8:05 PM EDT
Att. 43,062 - Sunny - 78 F

AB	30
R	1
H	5
RBI	1
BB	2
SO	7
LOB	10



Batter	1	2	3	4	5	6	7	8	9	AB	R	H	RBI	BB	SO	LOB
Ray Durham, S OBP: 0.339, SLG: 0.484 (1, 4)	0-1 PB 1B		1-1 L6		0-3 K	1-2 FC3-6		2-1 G3		5	0	1	0	0	1	3
Jose Valentin, S OBP: 0.313, SLG: 0.494 (1, 6)	1-3 K		1-3 K		1-2 2B 1B	1-2 G1-3		1-1 F7		5	1	1	0	0	2	4
Frank Thomas, R OBP: 0.433, SLG: 0.593 (1, 10)	2-3 K 1-2		3-2 1B		0-1 1B 2B		3-1 P4			4	1	2	1	0	1	1
Magglio Ordonez, R OBP: 0.376, SLG: 0.561 (1, 9)	3-2 F3		0-1 G1-3		1-1 1B		3-0 G6-3			4	0	1	1	0	0	2
14 Paul Konerko, R OBP: 0.363, SLG: 0.511 (1, 3)		0-1 F7		2-2 G3-1	3-2 G6-3		0-1 F8			4	0	0	0	0	0	1
Chris Singleton, L OBP: 0.311, SLG: 0.416 (1, 8)		2-1 F8		1-3 K		4-1 1B BB		2-2 2B 1B		3	2	1	0	1	1	0
Carlos Lee, R OBP: 0.346, SLG: 0.538 (1, 7)		0-0 1B 1B		1-3 K		1-0 FC3-6 1B 1B		0-2 2B 2B		4	1	3	0	0	1	0
Herbert Perry, R OBP: 0.362, SLG: 0.450 (1, 5)		2-2 1B			1-0 HR	0-0 FC3-6 1B		1-0 G6-3		4	1	3	2	0	0	2
Mark Johnson, L OBP: 0.319, SLG: 0.347 (1, 2)		1-3 K			1-2 F5	0-3 K		0-2 G3 2B		4	0	1	2	0	2	4

Inning Stats	R: 0	H: 1	E: 0	LOB: 1	K: 2	BB: 0	S: 14	R: 0	H: 2	E: 0	LOB: 2	K: 1	BB: 0	S: 11	R: 0	H: 1	E: 0	LOB: 1	K: 1	BB: 0	S: 11	R: 0	H: 0	E: 0	LOB: 0	K: 2	BB: 0	S: 10	R: 3	H: 4	E: 0	LOB: 1	K: 1	BB: 0	S: 19	R: 1	H: 2	E: 0	LOB: 2	K: 1	BB: 1	S: 13	R: 0	H: 0	E: 0	LOB: 0	K: 0	BB: 0	S: 5	R: 2	H: 3	E: 0	LOB: 1	K: 0	BB: 0	S: 14	1B: 9	SF: 0	2B: 3	SAC: 0	3B: 0	DP: 0	HR: 1	HBP: 0	WP: 0	PA: 38
--------------	------	------	------	--------	------	-------	-------	------	------	------	--------	------	-------	-------	------	------	------	--------	------	-------	-------	------	------	------	--------	------	-------	-------	------	------	------	--------	------	-------	-------	------	------	------	--------	------	-------	-------	------	------	------	--------	------	-------	------	------	------	------	--------	------	-------	-------	-------	-------	-------	--------	-------	-------	-------	--------	-------	--------

PITCHER	IP	WLS	BF	H	R	ER	SO	BB	IBB	HBP	BLK	WP	HR	S	P	ERA	WHIP	PITCHER	IP	WLS	BF	H	R	ER	SO	BB	IBB	HBP	BLK	WP	HR	S	P	ERA	WHIP																
Bartolo Colon, R ERA: 4.27 (1, 1)	5.0	L	25	9	4	4	7	1	0	0	0	0	1	67	99	7.20	2.000	Brian Williams, R ERA: 8.46 (6, 1)	2.0		7	1	0	0	1	0	0	0	0	0	16	24	0.00	0.500	Scott Kamieniecki, R ERA: 5.52 (8, 1)	1.0		6	3	2	2	0	0	0	0	0	0	14	20	18.00	3.000

BOTTOM

Cleveland Indians @ Chicago White Sox
Comiskey Park, Chicago, IL
Mon Jun 19 2000, 8:05 PM EDT
Att. 43,062 - Sunny - 78 F

livebaseballscorecards.com

AB	37
R	6
H	13
RBI	6
BB	1
SO	8
LOB	17



Batter	1	2	3	4	5	6	7	8	9	AB R H RBI BB SO LOB
Jolbert Cabrera, R OBP: 0.278, SLG: 0.275 (1, 8) (5, 9)	1-2 F8		1-1 P6		1-3 K	0-0 4-3-6-2-5			1-3 K	5 0 0 0 0 2 4
Omar Vizquel, S OBP: 0.336, SLG: 0.341 (1, 6) (5, 9)	2-2 G3		0-0 G6-3		1-0 FC6-4			1-2 F9		4 0 0 0 0 0 2
Roberto Alomar, S OBP: 0.352, SLG: 0.463 (1, 4)	0-0 G6-3			2-0 G5-3		2-2 SH 2B 1B		2-0 F8		4 1 1 0 0 0 0
David Justice, L OBP: 0.357, SLG: 0.588 Kenny Lofton, L OBP: 0.346, SLG: 0.383 (1, 9) (5, 8)		3-3 K		1-3 K		0-0 SH 2B		2-1 F7		2 0 0 0 0 2 0 1 1 0 0 0 0 0
Travis Fryman, R OBP: 0.390, SLG: 0.547 (1, 5)		2-2 F8		4-2 BB		0-1 1B 2B		2-0 G6-3		3 1 1 2 1 0 0
Richie Sexson, R OBP: 0.318, SLG: 0.465 (1, 7)		2-2 1B 1B		0-3 K		0-0 G1-3		0-3 K		4 0 1 0 0 2 2
Jim Thome, L OBP: 0.356, SLG: 0.536 (1, 3)		0-0 1B			0-0 FC6-4 1B 1B	2-1 1B E 1B		3-3 K		4 1 3 1 0 1 0
Alex Ramirez, R OBP: 0.313, SLG: 0.426 Russell Branyan, L OBP: 0.400, SLG: 0.895 (1, 10) (9, PH)		1-2 F8			1-0 F7	0-0 E 1B		2-3 K		3 0 1 0 0 0 3 1 0 0 0 0 1 0
Sandy Alomar Jr., R OBP: 0.374, SLG: 0.432 (1, 2)			1-0 G6-3		1-0 FC6-4 1B	0-0 E4 1B		1-0 G6-3		4 0 2 1 0 0 0

Inning Stats	R: 0 E: 0 K: 0 S: 7	H: 0 LOB: 0 BB: 0 P: 10	R: 0 E: 0 K: 1 S: 15	H: 2 LOB: 2 BB: 0 P: 23	R: 0 E: 0 K: 0 S: 4	H: 0 LOB: 0 BB: 0 P: 6	R: 0 E: 0 K: 2 S: 9	H: 0 LOB: 1 BB: 1 P: 16	R: 0 E: 0 K: 1 S: 10	H: 2 LOB: 2 BB: 0 P: 14	R: 4 E: 2 K: 0 S: 12	H: 5 LOB: 1 BB: 0 P: 16	R: 0 E: 0 K: 0 S: 7	H: 0 LOB: 0 BB: 0 P: 12	R: 0 E: 0 K: 2 S: 10	H: 0 LOB: 0 BB: 0 P: 15	R: 0 E: 0 K: 2 S: 9	H: 0 LOB: 0 BB: 0 P: 13	1B: 8 2B: 2 3B: 0 HR: 0	SF: 0 SAC: 1 DP: 1 HBP: 0	WP: 0 PB: 0 SB: 0 CS: 0	PA: 37
--------------	------------------------------	----------------------------------	-------------------------------	----------------------------------	------------------------------	---------------------------------	------------------------------	----------------------------------	-------------------------------	----------------------------------	-------------------------------	----------------------------------	------------------------------	----------------------------------	-------------------------------	----------------------------------	------------------------------	----------------------------------	----------------------------------	------------------------------------	----------------------------------	--------

PITCHER	IP	WLS	BF	H	R	ER	SO	BB	IBB	HBP	BLK	WP	HR	S	P	ERA	WHIP
Mike Sirotko, L ERA: 4.3 (1, 1)	8.0	L	34	9	4	3	6	1	0	0	0	0	0	74	112	3.38	1.250
Sean Lowe, R ERA: 5.76 (9, 1)	1.0		3	0	0	0	2	0	0	0	0	0	0	9	13	0.00	0.000

TOP

Cleveland Indians @ Chicago White Sox

Comiskey Park, Chicago, IL

Tue Jun 20 2000, 8:05 PM EDT
Att. 20,005 - Cloudy - 84 F

AB	35
R	4
H	9
RBI	4
BB	1
SO	8
LOB	11

C™

Batter	1	2	3	4	5	6	7	8	9	AB	R	H	RBI	BB	SO	LOB
Ray Durham, S OBP: 0.338, SLG: 0.479 (1, 4)	2-0 G3		3-2 F8		4-2 BB			3-2 G4-3		3	0	0	0	1	0	0
Jose Valentin, S OBP: 0.319, SLG: 0.496 (1, 6)	4-0 S BB			0-1 G4-6-3 14 1B 1B	3-2 F9			2-1 1B 1B		3	1	2	0	1	0	2
Frank Thomas, R OBP: 0.431, SLG: 0.587 (1, 10)	1-2 F9			2-1 G4-6-3 1-2 1B			1-1 G4-3	2-3 K		4	0	1	0	0	1	2
Magglio Ordonez, R OBP: 0.374, SLG: 0.556 (1, 9)	3-2 G4-3			0-1 G4-6-3 1-2f 2-3			1-3 K	0-1 1-3 1B		4	0	1	0	0	1	3
14 Paul Konerko, R OBP: 0.361, SLG: 0.506 (1, 3)		0-0 L9		3-1 1B			1-1 L9	1-2 G4-3		4	0	1	1	0	0	2
Chris Singleton, L OBP: 0.310, SLG: 0.418 (1, 8)		2-3 K		3-H 3-2 F2			1-1 FC1-5 2B	1-3 K		4	0	1	0	0	2	1
Carlos Lee, R OBP: 0.341, SLG: 0.529 (1, 7)		1-0 F9			2-1 F7		2-1 FC1-5 2-3	0-2 G4-3		4	0	0	0	0	0	1
Herbert Perry, R OBP: 0.351, SLG: 0.435 (1, 5)			1-1 F8		3-1 G5-3		1-0 F8	1-1 G5-3		4	0	0	0	0	0	1
Brook Fordyce, R OBP: 0.273, SLG: 0.340 (1, 2)			3-1 G4-3		3-2 2B		1-0 F9			3	0	1	0	0	0	1

Inning Stats	R: 0	H: 0	E: 0	K: 0	S: 8	LOB: 1	BB: 1	P: 18	R: 0	H: 0	E: 0	K: 1	S: 5	LOB: 0	BB: 0	P: 8	R: 0	H: 0	E: 0	K: 0	S: 7	LOB: 0	BB: 0	P: 14	R: 1	H: 3	E: 0	K: 0	S: 11	LOB: 1	BB: 0	P: 19	R: 0	H: 1	E: 0	K: 0	S: 14	LOB: 2	BB: 1	P: 29	R: 0	H: 0	E: 0	K: 1	S: 7	LOB: 0	BB: 0	P: 10	R: 0	H: 1	E: 0	K: 0	S: 6	LOB: 1	BB: 0	P: 11	R: 0	H: 2	E: 0	K: 1	S: 16	LOB: 2	BB: 0	P: 24	R: 0	H: 0	E: 0	K: 1	S: 9	LOB: 0	BB: 0	P: 11	1B: 5	SF: 0	2B: 2	SAC: 0	3B: 0	DP: 1	HR: 0	HBP: 0	WP: 0	PA: 35
--------------	------	------	------	------	------	--------	-------	-------	------	------	------	------	------	--------	-------	------	------	------	------	------	------	--------	-------	-------	------	------	------	------	-------	--------	-------	-------	------	------	------	------	-------	--------	-------	-------	------	------	------	------	------	--------	-------	-------	------	------	------	------	------	--------	-------	-------	------	------	------	------	-------	--------	-------	-------	------	------	------	------	------	--------	-------	-------	-------	-------	-------	--------	-------	-------	-------	--------	-------	--------


PITCHER	IP	WLS	BF	H	R	ER	SO	BB	IBB	HBP	BLK	WP	HR	S	P	ERA	WHIP
Jim Brower, R ERA: 5.17 (1, 1)	7.1	W	29	6	1	1	2	2	0	0	0	0	0	65	121	1.23	1.091
Steve Reed, R ERA: 4.81 (8, 1)	0.2	H	3	1	0	0	1	0	0	0	0	0	0	9	12	0.00	1.500
Steve Karsay, R ERA: 2.53 (9, 1)	1.0	S	3	0	0	0	1	0	0	0	0	0	0	9	11	0.00	0.000

BOTTOM

Cleveland Indians @ Chicago White Sox
 Comiskey Park, Chicago, IL
 Tue Jun 20 2000, 8:05 PM EDT
 Att. 20,005 - Cloudy - 84 F

livebaseballscorecards.com

AB	33
R	1
H	7
RBI	1
BB	2
SO	4
LOB	13



Batter	1	2	3	4	5	6	7	8	9	AB R H RBI BB SO LOB	TOP									
Kenny Lofton, L OBP: 0.352, SLG: 0.405 (1, 8) C X	0-1 2B 3B	1-0 F7 2			0-0 1B SF9 1B		2-0 1B G4-6-3 2B		2-2 F8 2	5 3 3 1 0 0 0										
Omar Vizquel, S OBP: 0.340, SLG: 0.350 (1, 6) B X	1-0 SH1-3 HR 2B	2-1 G5-3 3			2-0 1-3 CS 1B		2-2 G4-6-3 1B		0-0 F9 3	5 1 3 1 0 0 0										
Roberto Alomar, S OBP: 0.348, SLG: 0.460 (1, 4) B C X	1-1 SH1-3 2-3		1-0 F5 1		1-2 SF9 1-2 SAFE 2		2-1 G4-6-3 1-2f 3-H 2			2 0 0 1 0 0 1										
Jim Thome, L OBP: 0.362, SLG: 0.565 (1, 3) F B B X	2-1 HR 3-H		1-3 K 2		3-2 HR 3-H		3-2 1B			4 2 3 3 0 1 0										
Travis Fryman, R OBP: 0.391, SLG: 0.545 (1, 5) C X	0-1 1B		3-2 G1-3 3		4-2 BB		0-0 F8 3			3 0 1 0 1 0 1										
Richie Sexson, R OBP: 0.317, SLG: 0.459 (1, 7) C F B B F S	2-3 K 2			4-2 G5-4-3 BB	1-3 K 3			3-2 F8 1		3 0 0 0 1 2 2										
Russell Branyan, L OBP: 0.367, SLG: 0.810 (1, 10) F X	0-1 G1-3 3			1-3 K 1		1-0 F9 1		0-0 G4-3 2		4 0 0 0 0 1 2										
Alex Ramirez, R OBP: 0.309, SLG: 0.462 (1, 9) Jolbert Cabrera, R OBP: 0.278, SLG: 0.275 (8, 9) B X		1-0 HR		0-0 G5-4-3 1-2f 2		0-0 P6 2		2-1 F8 3		4 1 1 1 0 0 1 0 0 0 0 0 0 0										
Sandy Alomar Jr., R OBP: 0.370, SLG: 0.443 (1, 2) F X		0-1 P4 1			0-0 1B 3B	1-1 G4-3 3			1-3 K 1	4 1 1 0 0 1 0										
Inning Stats	R: 3 E: 0 K: 1 S: 15	H: 4 LOB: 1 BB: 0 P: 21	R: 1 E: 0 K: 0 S: 6	H: 1 LOB: 0 BB: 0 P: 10	R: 0 E: 0 K: 1 S: 9	H: 0 LOB: 0 BB: 1 P: 11	R: 3 E: 0 K: 1 S: 16	H: 4 LOB: 1 BB: 1 P: 26	R: 0 E: 0 K: 0 S: 4	H: 0 LOB: 0 BB: 0 P: 6	R: 1 E: 0 K: 0 S: 12	H: 3 LOB: 1 BB: 0 P: 21	R: 0 E: 0 K: 0 S: 8	H: 0 LOB: 0 BB: 0 P: 13	R: 0 E: 0 K: 1 S: 8	H: 0 LOB: 0 BB: 0 P: 11	1B: 5 2B: 2 3B: 2 HR: 3	SF: 1 SAC: 1 DP: 2 HBP: 0	WP: 0 PB: 0 SB: 0 CS: 1	PA: 38
PITCHER	IP WLS BF H R ER SO BB IBB HBP BLK WP HR S P ERA WHIP																			
James Baldwin, R ERA: 3.56 (1, 1)	4.0 L 20 8 7 7 3 1 0 0 0 0 2 40 61 15.75 2.250																			
Kevin Beirne, R ERA: 5.4 (5, 1)	2.0 7 1 0 0 1 1 0 0 0 0 1 16 27 0.00 1.000																			
Jesus Pena, L ERA: 5.23 (7, 1)	1.0 5 3 1 1 0 0 0 0 0 0 0 12 21 9.00 3.000																			
41 Bill Simas, R ERA: 3.03 (8, 1)	1.0 3 0 0 0 0 0 0 0 0 0 0 8 13 0.00 0.000																			
Keith Foulke, R ERA: 1.79 (9, 1)	1.0 3 0 0 0 0 1 0 0 0 0 0 8 11 0.00 0.000																			

Cleveland Indians @ Chicago White Sox
Comiskey Park, Chicago, IL
Wed Jun 21 2000, 8:05 PM EDT
Att. 23,516 - Sunny - 86 F

AB	34
R	8
H	12
RBI	7
BB	2
SO	5
LOB	7



WP: 0	PA: 38
-------	--------

ERA	WHIP
-----	------

Batter	1	2	3	4	5	6	7	8	9	AB	R	H	RBI	BB	SO	LOB
Ray Durham, S OBP: 0.335, SLG: 0.474 (1, 4)	0-2 SH5-3 1B		2-3 K		3-3 K		0-2 G3-1	3-1 F9		5	1	1	0	0	2	2
Jose Valentin, S OBP: 0.315, SLG: 0.489 (1, 6)	0-0 SH5-3 1-2		3-3 K		2-2 G1-3		1-3 K	3-1 F8		4	0	0	0	0	2	2
Frank Thomas, R OBP: 0.437, SLG: 0.615 (1, 10)	2-3 K		2-1 BB 1B			0-0 14 HR 1B	2-2 HR		2-1 HR	5	3	4	2	0	1	1
Magglio Ordonez, R OBP: 0.378, SLG: 0.556 (1, 9)	0-0 14 S 14 1B 2-H		4-1 BB			1-0 F8	2-0 14 1B 1B		3-2 G6-3	4	1	2	1	1	0	1
14 Paul Konerko, R OBP: 0.369, SLG: 0.525 (1, 3)	1-2 FC4-6 1B 1-H		1-1 F9			3-1 HR	2-2 1B		2-1 1B	5	1	4	3	0	0	2
Chris Singleton, L OBP: 0.308, SLG: 0.413 (1, 8)	0-1 FC4-6 1-2f			1-1 F6		1-2 BB 1B	1-2 L4		1-3 K	5	0	1	0	0	1	4
Jeff Abbott, R OBP: 0.336, SLG: 0.394 (1, 7)		2-3 K		3-3 K		0-2 P6		0-1 F9 1B 1B	0-2 G3	5	0	1	0	0	2	2
Greg Norton, S OBP: 0.347, SLG: 0.417 (1, 5)		2-3 K		0-2 G5-3		4-2 BB		0-1 1B		3	0	1	0	1	1	0
Mark Johnson, L OBP: 0.314, SLG: 0.341 (1, 2)		3-2 F7			3-2 F8		0-0 F2		3-1 L5	2	0	0	0	0	0	0
Carlos Lee, R OBP: 0.340, SLG: 0.527 (6, PH)										1	0	0	0	0	0	2
Brook Fordyce, R OBP: 0.266, SLG: 0.333 (7, 2)										1	0	0	0	0	0	2

Inning Stats	R: 2	H: 3	E: 0	K: 1	S: 13	H: 3	LOB: 1	BB: 0	P: 16	R: 0	H: 0	E: 0	K: 2	S: 10	H: 0	LOB: 0	BB: 0	P: 17	R: 0	H: 1	E: 0	K: 2	S: 13	H: 0	LOB: 2	BB: 1	P: 25	R: 0	H: 0	E: 0	K: 1	S: 8	H: 0	LOB: 0	BB: 0	P: 12	R: 0	H: 0	E: 0	K: 1	S: 10	H: 3	LOB: 2	BB: 1	P: 26	R: 1	H: 3	E: 0	K: 1	S: 21	H: 3	LOB: 2	BB: 0	P: 29	R: 0	H: 2	E: 0	K: 0	S: 10	H: 2	LOB: 2	BB: 0	P: 19	R: 1	H: 2	E: 0	K: 1	S: 14	H: 2	LOB: 1	BB: 0	P: 22	1B: 11	SF: 0	2B: 0	SAC: 1	3B: 0	DP: 0	HR: 3	HBP: 0	WP: 0	PA: 43
--------------	------	------	------	------	-------	------	--------	-------	-------	------	------	------	------	-------	------	--------	-------	-------	------	------	------	------	-------	------	--------	-------	-------	------	------	------	------	------	------	--------	-------	-------	------	------	------	------	-------	------	--------	-------	-------	------	------	------	------	-------	------	--------	-------	-------	------	------	------	------	-------	------	--------	-------	-------	------	------	------	------	-------	------	--------	-------	-------	--------	-------	-------	--------	-------	-------	-------	--------	-------	--------

PITCHER	IP	WLS	BF	H	R	ER	SO	BB	IBB	HBP	BLK	WP	HR	S	P	ERA	WHIP
Dave Burba, R ERA: 5.23 (1, 1)	5.1	W	24	7	4	4	7	1	0	0	0	0	1	63	102	6.75	1.500
Justin Speier, R ERA: 2.0 (6, 1)	1.2	H	9	3	1	1	1	1	0	0	0	0	1	29	41	5.40	2.400
Steve Reed, R ERA: 4.74 (8, 1)	0.1	H	3	2	0	0	0	0	0	0	0	0	0	6	9	0.00	6.000
Steve Karsay, R ERA: 2.67 (8, 1)	1.2	S	7	2	1	1	1	0	0	0	0	0	1	18	32	5.40	1.200


BOTTOM

Cleveland Indians @ Chicago White Sox
Comiskey Park, Chicago, IL

Wed Jun 21 2000, 8:05 PM EDT
Att. 23,516 - Sunny - 86 F

livebaseballscorecards.com

AB	40
R	6
H	14
RBI	6
BB	2
SO	9
LOB	18



Batter	1	2	3	4	5	6	7	8	9	AB R H RBI BB SO LOB	TOP	
Kenny Lofton, L (1, 8) OBP: 0.345, SLG: 0.397	3-2 F7		1-0 P4			1-3 K		1-2 G4-3		4 0 0 0 0 1 0	Cleveland Indians @ Chicago White Sox Comiskey Park, Chicago, IL Thu Jun 22 2000, 8:05 PM EDT Att. 23,374 - Sunny - 79 F	
Omar Vizquel, S (1, 6) OBP: 0.346, SLG: 0.360	3-2 1B		0-1 G4-3			0-0 1B		3-1 2B		4 0 3 0 0 0 0		
Roberto Alomar, S (1, 4) OBP: 0.344, SLG: 0.453	1-0 P6				1-2 G5-3	0-0 G6-4-3		0-1 F7		4 0 0 0 0 0 3		
Jim Thome, L (1, 3) OBP: 0.360, SLG: 0.560	0-3 K				3-3 K		2-1 F8		1-2 1B	4 0 1 0 0 2 1		
Travis Fryman, R (1, 5) OBP: 0.396, SLG: 0.554		1-0 3B			0-0 1B		4-2 1B BB		1-0 1B	3 0 2 0 1 0 1		
Richie Sexson, R (1, 7) OBP: 0.320, SLG: 0.458		0-0 G5-3			2-0 F9		0-1 1B		4-2 1B BB	3 0 1 0 1 0 2		
Russell Branyan, L (1, 10) OBP: 0.340, SLG: 0.739						0-1 F7		1-3 K		4 0 0 0 0 3 5		
Alex Ramirez, R (1, 9) OBP: 0.292, SLG: 0.435		1-0 L5				1-1 F8		0-2 L6		4 0 0 0 0 0 5		
Sandy Alomar Jr., R (1, 2) OBP: 0.362, SLG: 0.432			2-0 G6-3			2-0 F9		1-1 G4-3		3 0 0 0 0 0 0		
Inning Stats	R: 0 H: 1 E: 0 LOB: 1 K: 1 BB: 0 S: 11 P: 18	R: 0 H: 1 E: 0 LOB: 1 K: 1 BB: 0 S: 6 P: 9	R: 0 H: 0 E: 0 LOB: 0 K: 0 BB: 0 S: 4 P: 7	R: 0 H: 1 E: 0 LOB: 1 K: 1 BB: 0 S: 10 P: 16	R: 0 H: 0 E: 0 LOB: 0 K: 0 BB: 0 S: 5 P: 8	R: 0 H: 1 E: 0 LOB: 0 K: 1 BB: 0 S: 5 P: 6	R: 0 H: 1 E: 0 LOB: 2 K: 1 BB: 1 S: 12 P: 19	R: 0 H: 1 E: 0 LOB: 1 K: 0 BB: 0 S: 12 P: 17	R: 0 H: 1 E: 0 LOB: 2 K: 1 BB: 1 S: 10 P: 19	1B: 5 SF: 0 2B: 1 SAC: 0 3B: 1 DP: 1 HR: 0 HBP: 0	WP: 0 PA: 35 PB: 0 SB: 0 CS: 0	
PITCHER 21 Cal Eldred, R (1, 1) ERA: 3.84	IP WLS BF H R ER SO BB IBB HBP BLK WP HR S P ERA WHIP	9.0 W 35 7 0 0 6 2 0 0 0 0 0 0 75 119 0.00 1.000										

AB	33
R	0
H	7
RBI	0
BB	2
SO	6
LOB	17



Batter	1	2	3	4	5	6	7	8	9	AB R H RBI BB SO LOB
Ray Durham, S (1, 4) OBP: 0.339, SLG: 0.485	3-2 HR	3-2 BB BB 1B	3-2 P4		0-0 F9			3-2 2B 1B HBP		4 2 2 2 0 0 3
Tony Graffanino, R (1, 6) OBP: 0.393, SLG: 0.412	3-3 K	0-0 F9		0-3 K		1-3 K		1-1 1B 1-3 2B		5 0 1 0 0 3 1
Frank Thomas, R (1, 10) OBP: 0.439, SLG: 0.616	1-1 G5-3	4-1 BB 1-2 BB		0-0 2B		3-3 K		4-0 1B IBB		3 0 1 0 2 1 0
Magglio Ordonez, R (1, 9) OBP: 0.382, SLG: 0.553	4-2 14 BB BB	4-1 1-2 2-3 BB		2-0 G6-3		2-1 G6-3		1-1 1-2 2-3 3-H 1B		3 0 1 1 2 0 1
14 Paul Konerko, R (1, 3) OBP: 0.370, SLG: 0.524	4-2 1-2 BB	2-2 G5-3		0-0 F7		1-0 FC1-5 2B		2-3 K		4 0 1 0 1 1 7
Jeff Abbott, R (1, 8) OBP: 0.336, SLG: 0.392	1-3 K		1-1 G4-3		3-2 G5-3 1B		0-1 FC1-5 F9 WP	3-1 P4		3 0 1 0 0 1 2
Chris Singleton, L (6, 8) OBP: 0.305, SLG: 0.410										2 1 0 0 0 0 4
Carlos Lee, R (1, 7) OBP: 0.338, SLG: 0.522		0-0 SH2-4 WP 1B 1B	1-0 G6-3		3-2 G5-3 1-2		2-0 F9 2-3			4 1 1 0 0 0 2
Herbert Perry, R (1, 5) OBP: 0.363, SLG: 0.449		0-0 WP SH2-4 1B 1B	0-0 1B 2B		4-1 BB		2-3 K 3-H			3 2 2 0 1 1 0
Brook Fordyce, R (1, 2) OBP: 0.271, SLG: 0.333		0-0 SH2-4 1-2 2-3	2-1 2-H 1B		3-1 L6		2-2 G4-3			3 0 1 1 0 0 2

Inning Stats	R: 1	H: 1	E: 0	K: 2	S: 20	LOB: 2	BB: 2	P: 36	R: 2	H: 3	E: 0	K: 0	S: 15	LOB: 3	BB: 2	P: 28	R: 1	H: 2	E: 0	K: 0	S: 9	LOB: 1	BB: 0	P: 16	R: 0	H: 1	E: 0	K: 1	S: 7	LOB: 1	BB: 0	P: 9	R: 0	H: 0	E: 0	K: 2	S: 9	LOB: 0	BB: 0	P: 15	R: 1	H: 1	E: 0	K: 1	S: 7	LOB: 0	BB: 0	P: 12	R: 1	H: 2	E: 0	K: 1	S: 15	LOB: 3	BB: 1	P: 31
--------------	------	------	------	------	-------	--------	-------	-------	------	------	------	------	-------	--------	-------	-------	------	------	------	------	------	--------	-------	-------	------	------	------	------	------	--------	-------	------	------	------	------	------	------	--------	-------	-------	------	------	------	------	------	--------	-------	-------	------	------	------	------	-------	--------	-------	-------

PITCHER	IP	WLS	BF	H	R	ER	SO	BB	IBB	HBP	BLK	WP	HR	S	P	ERA	WHIP
Chuck Finley, L (1, 1) ERA: 4.09	5.0	L	28	8	4	4	3	5	0	0	0	1	1	63	114	7.20	2.600
Scott Kamieniecki, R (6, 1) ERA: 5.67	2.1		12	3	2	2	3	0	1	1	0	1	0	26	48	7.71	1.286
Jamie Brewington, R (8, 1) ERA: 3.86	0.2		2	0	0	0	1	0	0	0	0	0	0	5	10	0.00	0.000

BOTTOM


Cleveland Indians @ Chicago White Sox
Comiskey Park, Chicago, IL

Thu Jun 22 2000, 8:05 PM EDT
Att. 23,374 - Sunny - 79 F

AB	34
R	6
H	11
RBI	4
BB	6
SO	7
LOB	22

livebaseballscorecards.com

WP: 2 PA: 42
PB: 0
SB: 0
CS: 0



Batter	1	2	3	4	5	6	7	8	9	AB R H RBI BB SO LOB	TOP									
Luis Polonia, L OBP: 0.308, SLG: 0.354 (1, 10)	0-2 L3	2-2 S 1B	1-1 1-3 3-H 1B		0-1 S 1B		0-3 K		1-0 G4-6-3 1-2f	6 0 3 1 0 1 1										
Brad Ausmus, R OBP: 0.342, SLG: 0.339 (1, 2)	2-1 G4-3	3-2 G6-3 1-2	1-1 P4		0-0 F8		1-3 K		2-2 G5-3	6 0 0 0 0 1 4										
Bobby Higginson, L OBP: 0.371, SLG: 0.539 (1, 7)	3-1 BB 2B		2-2 G4-3	4-1 F8 1B BB	4-1 BB		1-2 G4-3			3 1 1 0 2 0 0										
Juan Gonzalez, R OBP: 0.315, SLG: 0.524 (1, 9)	2-1 BB HBP		0-2 HR 2B	1-1 1-2 F8 1B	2-3 K		0-0 G5-3			4 2 2 0 0 1 2										
Dean Palmer, R OBP: 0.351, SLG: 0.519 Shane Halter, R OBP: 0.330, SLG: 0.380 (1, 5) (8, 5)	4-2 1-2 2-3 BB		1-1 G5-3	2-1 F8		0-0 1B 1B		4-2 1B BB		3 0 1 0 2 0 3 0 0 0 0 0 0 0										
Tony Clark, S OBP: 0.321, SLG: 0.471 (1, 3)	2-3 K		0-0 HR	4-0 1B IBB		1-2 F9		0-1 1B		4 1 2 2 1 1 4										
Damion Easley, R OBP: 0.331, SLG: 0.328 (1, 4)		0-0 G6-3 G5-3 2B	0-2 1B 1B	0-0 F8		0-0 L7		2-2 F9		5 2 2 0 0 0 6										
Juan Encarnacion, R OBP: 0.331, SLG: 0.404 (1, 8)		1-1 G6-3	2-2 1B 1B	3-2 2-4 1B		0-1 1B		1-3 K		5 1 3 2 0 1 3										
Deivi Cruz, R OBP: 0.303, SLG: 0.413 (1, 6)		1-1 G5-3 3-H	0-1 1B 1B	1-1 2-4	1-0 F9	0-0 P6		0-1 G4-6-3 1B		5 0 2 2 0 0 2										
Inning Stats	R: 0 E: 0 K: 1 S: 14	H: 1 LOB: 3 BB: 1 P: 27	R: 1 E: 0 K: 0 S: 12	H: 2 LOB: 1 BB: 0 P: 19	R: 4 E: 0 K: 0 S: 21	H: 6 LOB: 2 BB: 0 P: 28	R: 2 E: 0 K: 0 S: 10	H: 2 LOB: 2 BB: 2 P: 25	R: 0 E: 0 K: 1 S: 8	H: 1 LOB: 2 BB: 1 P: 15	R: 0 E: 0 K: 2 S: 10	H: 0 LOB: 0 BB: 0 P: 12	R: 0 E: 0 K: 1 S: 14	H: 1 LOB: 2 BB: 1 P: 21	R: 0 E: 0 K: 0 S: 7	H: 1 LOB: 0 BB: 0 P: 10	1B: 12 2B: 3 3B: 0 HR: 1	SF: 0 SAC: 0 DP: 1 HBP: 1	WP: 0 PB: 0 SB: 2 CS: 0	PA: 47
PITCHER	IP WLS BF H R ER SO BB IBB HBP BLK WP HR S P ERA WHIP																			
Jaime Navarro, R ERA: 11.81 (1, 1)	2.2 L 19 9 5 5 1 1 0 1 0 0 0 1 45 71 16.88 3.750																			
Brian Williams, R ERA: 8.13 (3, 1)	3.1 18 5 2 2 1 2 1 0 0 0 0 0 30 54 5.40 2.100																			
Mike Mohler, L ERA: 8.55 (7, 1)	1.0 3 0 0 0 2 0 0 0 0 0 0 0 10 12 0.00 0.000																			
Steve Reed, R ERA: 4.56 (8, 1)	1.0 5 1 0 0 1 1 0 0 0 0 0 0 14 21 0.00 2.000																			
Jamie Brewington, R ERA: 3.38 (9, 1)	1.0 3 1 0 0 0 0 0 0 0 0 0 0 7 10 0.00 1.000																			

Detroit Tigers @ Cleveland Indians
Jacobs Field, Cleveland, OH
Fri Jun 23 2000, 7:05 PM EDT
Att. 43,095 - Sunny - 77 F

livebaseballscorecards.com

AB 41
R 7
H 16
RBI 7
BB 5
SO 5
LOB 25



Batter	1	2	3	4	5	6	7	8	9	AB R H RBI BB SO LOB
Kenny Lofton, L OBP: 0.351, SLG: 0.415 (1, 8)	1-0 P6		0-1 HR		1-0 1B		3-1 F2		4-0 BB	4 1 2 3 1 0 1
Omar Vizquel, S OBP: 0.343, SLG: 0.357 (1, 6)	1-2 F7		1-3 K		1-1 F8			0-2 3B 1B	0-3 K	5 1 1 0 0 2 3
Roberto Alomar, S OBP: 0.338, SLG: 0.444 (1, 4)	1-1 G1-3		1-1 G4-3			3-2 G6-3		0-0 F8	0-3 K	5 0 0 0 0 1 3
Jim Thome, L OBP: 0.359, SLG: 0.553 (1, 3)		2-2 F9		1-0 F9		4-2 G4-6-3 BB		3-3 K		3 0 0 0 1 1 1
Travis Fryman, R OBP: 0.398, SLG: 0.560 (1, 5)		0-1 G5-3		2-3 K		4-2 G4-6-3 BB		2-2 2B 3B		3 1 1 1 1 1 0
David Justice, L OBP: 0.359, SLG: 0.604 (1, 10)		2-2 HR		1-2 G6-3		0-1 G4-6-3		1-2 2B		4 1 2 2 0 0 2
Richie Sexson, R OBP: 0.315, SLG: 0.451 (1, 7)		1-0 G5-3		1-0 F9		2-0 1B 3B		1-2 G5-3		4 0 0 0 0 1 1
Alex Ramirez, R OBP: 0.289, SLG: 0.452 (1, 9)			2-2 E5 HR		0-0 1B 3B		1-3 K		2-3 K	4 2 1 0 0 2 0
Sandy Alomar Jr., R OBP: 0.366, SLG: 0.434 Jolbert Cabrera, R OBP: 0.278, SLG: 0.275 (9, PR)			3-3 K		0-0 L4		0-2 1B		1-0 BB 1B	4 0 2 0 0 1 2 0 0 0 0 0 0 0

Inning Stats	R: 0	H: 0	E: 0	K: 0	S: 6	LOB: 0	BB: 0	P: 9	R: 1	H: 1	E: 0	K: 0	S: 11	LOB: 0	BB: 0	P: 16	R: 2	H: 1	E: 1	K: 2	S: 13	LOB: 0	BB: 0	P: 20	R: 0	H: 0	E: 0	K: 1	S: 7	LOB: 0	BB: 0	P: 11	R: 1	H: 2	E: 0	K: 0	S: 6	LOB: 1	BB: 0	P: 10	R: 0	H: 0	E: 0	K: 2	S: 9	LOB: 1	BB: 2	P: 20	R: 0	H: 1	E: 0	K: 2	S: 11	LOB: 1	BB: 0	P: 18	R: 2	H: 3	E: 0	K: 1	S: 17	LOB: 1	BB: 0	P: 24	R: 0	H: 1	E: 0	K: 3	S: 10	LOB: 2	BB: 1	P: 17	1B: 4	SF: 0	2B: 1	SAC: 0	3B: 2	DP: 1	HR: 2	HBP: 0	WP: 0	PA: 39
--------------	------	------	------	------	------	--------	-------	------	------	------	------	------	-------	--------	-------	-------	------	------	------	------	-------	--------	-------	-------	------	------	------	------	------	--------	-------	-------	------	------	------	------	------	--------	-------	-------	------	------	------	------	------	--------	-------	-------	------	------	------	------	-------	--------	-------	-------	------	------	------	------	-------	--------	-------	-------	------	------	------	------	-------	--------	-------	-------	-------	-------	-------	--------	-------	-------	-------	--------	-------	--------

PITCHER	IP	WLS	BF	H	R	ER	SO	BB	IBB	HBP	BLK	WP	HR	S	P	ERA	WHIP
Willie Blair, R ERA: 3.97 (1, 1)	6.2	W	27	5	4	3	5	2	0	0	0	0	2	61	99	4.05	1.050
C.J. Nitkowski, L ERA: 6.19 (7, 1)	0.1	H	1	0	0	0	0	0	0	0	0	0	0	2	5	0.00	0.000
Doug Brocail, R ERA: 4.68 (8, 1)	1.0	H	6	3	2	2	1	0	0	0	0	0	0	17	24	18.00	3.000
Todd Jones, R ERA: 3.28 (9, 1)	1.0	S	5	1	0	0	3	1	0	0	0	0	0	10	17	0.00	2.000

BOTTOM

Detroit Tigers @ Cleveland Indians
Jacobs Field, Cleveland, OH
 Fri Jun 23 2000, 7:05 PM EDT
 Att: 43,095 - Sunny - 77 F

AB	36
R	6
H	9
RBI	6
BB	3
SO	9
LOB	13



WP	PA
0	39

Batter	1	2	3	4	5	6	7	8	9	AB R H RBI BB SO LOB	TOP		
Luis Polonia, L OBP: 0.312, SLG: 0.363 (1, 10)	2-2 BB 1B		0-0 F9		3-2 2B			1-0 P4		4 0 2 0 0 0 0			
Robert Fick, L OBP: 0.357, SLG: 0.351 (1, 2)	4-2 1-2 BB		4-2 BB		1-0 G3-1			2-3 K		2 0 0 0 2 1 1			
Bobby Higginson, L OBP: 0.369, SLG: 0.532 (1, 7)	1-3 K		3-0 F6		3-3 K			4-2 G5-3 BB		3 0 0 0 1 2 3			
Juan Gonzalez, R OBP: 0.310, SLG: 0.515 (1, 9)	1-3 K			0-3 K		1-1 P4		1-3 K		4 0 0 0 0 3 3			
Dean Palmer, R OBP: 0.346, SLG: 0.509 (1, 5)	3-3 K			0-3 K		3-3 K		3-1 G5-3		4 0 0 0 0 3 3			
Tony Clark, S OBP: 0.312, SLG: 0.455 (1, 3)		3-2 G5-3		1-3 K		3-3 K		1-2 F8		4 0 0 0 0 2 1			
Damion Easley, R OBP: 0.338, SLG: 0.353 (1, 4)		1-3 K			1-1 HR		4-2 G4-3 BB			2 1 1 1 1 1 0			
Juan Encarnacion, R OBP: 0.331, SLG: 0.403 (1, 8)		0-2 F7			1-1 G6-4-3 1B		1-2 G4-3			3 0 1 0 0 0 1			
Deivi Cruz, R OBP: 0.299, SLG: 0.408 (1, 6)			2-0 G6-3		1-2 G6-4-3		1-1 P3			3 0 0 0 0 0 1			
Inning Stats	R: 0 H: 1 E: 0 LOB: 2 K: 3 BB: 1 S: 15 P: 26	R: 0 H: 0 E: 0 LOB: 0 K: 1 BB: 0 S: 10 P: 14	R: 0 H: 0 E: 0 LOB: 1 K: 0 BB: 1 S: 9 P: 18	R: 0 H: 0 E: 0 LOB: 0 K: 3 BB: 0 S: 9 P: 10	R: 1 H: 3 E: 0 LOB: 1 K: 0 BB: 0 S: 13 P: 19	R: 0 H: 0 E: 0 LOB: 0 K: 2 BB: 0 S: 11 P: 18	R: 0 H: 0 E: 0 LOB: 0 K: 1 BB: 1 S: 10 P: 18	R: 0 H: 0 E: 0 LOB: 0 K: 1 BB: 0 S: 6 P: 10	R: 0 H: 0 E: 0 LOB: 1 K: 1 BB: 1 S: 11 P: 20	1B: 2 SF: 0 2B: 1 SAC: 0 3B: 0 DP: 2 HR: 1 HBP: 0	WP: 0 PA: 33 PB: 0 SB: 0 CS: 0		
PITCHER	IP WLS BF H R ER SO BB IBB HBP BLK WP HR S P ERA WHIP											PITCHER	IP WLS BF H R ER SO BB IBB HBP BLK WP HR S P ERA WHIP
Bartolo Colon, R ERA: 4.02 (1, 1)	6.1 W 25 4 1 1 10 3 0 0 0 0 1 74 119 1.42 1.105												
Justin Speier, R ERA: 1.74 (7, 1)	2.2 8 0 0 0 2 1 0 0 0 0 0 20 34 0.00 0.375												

Detroit Tigers @ Cleveland Indians
 Jacobs Field, Cleveland, OH
 Sat Jun 24 2000, 1:05 PM EDT
 Att. 43,081 - Sunny - 81 F

livebaseballscorecards.com

AB	29
R	1
H	4
RBI	1
BB	4
SO	12
LOB	13



Batter	1	2	3	4	5	6	7	8	9
Kenny Lofton, L OBP: 0.343, SLG: 0.404 (1, 8)	2-2 G4-3	2-1 F2			2-2 G6-3	2-1 F8		1-2 G4-3	
Enrique Wilson, S OBP: 0.400, SLG: 0.468 (1, 6)	1-1 BB 1B BB 1B	3-2 1B			4-1 BB 2B BB	2-2 BB 3B 1B		2-1 F7	
Roberto Alomar, S OBP: 0.339, SLG: 0.442 (1, 4)	3-0 BB 1B BB 1B	0-1 G3			4-1 BB 2B BB	1-1 F3		1-1 G3	
Jim Thome, L OBP: 0.364, SLG: 0.567 (1, 3)	1-0 F9		4-2 G5-4-3 BB		2-2 1B 2B 1-H 2-H	1-0 1B 3B 1-H			
Travis Fryman, R OBP: 0.403, SLG: 0.561 (1, 5)	4-0 BB 1-2 2-3 BB		1-0 G5-4-3 1-2f		0-0 2B 1B 2-H	1-0 1B 3-H			
David Justice, L OBP: 0.357, SLG: 0.597 (1, 9)	4-1 BB 1-2 2-3 3-H BB		1-1 P4		1-2 F9	2-3 K			
Richie Sexson, R OBP: 0.314, SLG: 0.451 (1, 7)	1-2 F8			0-2 F8	0-0 2B 1-H		1-3 K		
Russell Bryanan, L OBP: 0.351, SLG: 0.776 (1, 10)		2-0 HR		2-2 G4-1	1-0 HBP		1-3 K		
Einar Diaz, R OBP: 0.329, SLG: 0.410 (1, 2)		0-0 G6-3		0-1 P4	0-1 P5		0-0 L4		

Inning Stats	R: 1	H: 2	E: 0	K: 0	S: 12	R: 1	H: 2	E: 0	K: 0	S: 9	R: 0	H: 0	E: 0	K: 0	S: 5	R: 0	H: 0	E: 0	K: 0	S: 9	R: 4	H: 3	E: 0	K: 1	S: 15	R: 2	H: 3	E: 0	K: 1	S: 12	R: 0	H: 0	E: 0	K: 2	S: 8	R: 0	H: 0	E: 0	K: 0	S: 7
	LOB: 3	BB: 2	P: 28			LOB: 1	BB: 0	P: 16			LOB: 0	BB: 1	P: 11			LOB: 2	BB: 2	P: 29			LOB: 1	BB: 0	P: 21			LOB: 0	BB: 0	P: 10			LOB: 0	BB: 0	P: 11			LOB: 0	BB: 0	P: 11		

PITCHER	IP	WLS	BF	H	R	ER	SO	BB	IBB	HBP	BLK	WP	HR	S	P	ERA	WHIP
Steve Sparks, R ERA: 10.8 (1, 1)	5.2	L	31	9	8	8	0	5	0	1	0	0	1	58	109	12.71	2.471
Danny Patterson, R ERA: 2.96 (6, 1)	1.1		5	1	0	0	3	0	0	0	0	0	0	12	17	0.00	0.750
Matt Anderson, R ERA: 5.04 (8, 1)	1.0		3	0	0	0	0	0	0	0	0	0	0	7	11	0.00	0.000

AB R H RBI BB SO LOB

5 0 0 0 0 0 0

4 3 3 0 1 0 0

4 1 1 0 1 0 2

3 2 2 3 1 0 2

3 1 2 2 1 0 1

3 0 0 1 1 1 2

4 0 1 1 0 1 3

3 1 1 1 0 1 0

4 0 0 0 0 0 2


BOTTOM

Detroit Tigers @ Cleveland Indians
Jacobs Field, Cleveland, OH

Sat Jun 24 2000, 1:05 PM EDT
Att: 43,081 - Sunny - 81 F

livebaseballscorecards.com

AB 33
R 8
H 10
RBI 8
BB 5
SO 3
LOB 12



WP: 0 PA: 39
PB: 0
SB: 0
CS: 0

PITCHER	IP	WLS	BF	H	R	ER	SO	BB	IBB	HBP	BLK	WP	HR	S	P	ERA	WHIP
Steve Sparks, R ERA: 10.8 (1, 1)	5.2	L	31	9	8	8	0	5	0	1	0	0	1	58	109	12.71	2.471
Danny Patterson, R ERA: 2.96 (6, 1)	1.1		5	1	0	0	3	0	0	0	0	0	0	12	17	0.00	0.750
Matt Anderson, R ERA: 5.04 (8, 1)	1.0		3	0	0	0	0	0	0	0	0	0	0	7	11	0.00	0.000


Batter	1	2	3	4	5	6	7	8	9	AB	R	H	RBI	BB	SO	LOB
Kenny Lofton, L OBP: 0.345, SLG: 0.409 (1, 8)	2-2 HR 2B		0-1 BB 1B 1B	2-1 G1-6-3 1-2f		2-0 G6-4-3 1-2f		0-2 G3		5	2	2	0	0	0	3
Omar Vizquel, S OBP: 0.344, SLG: 0.355 (1, 6)	4-0 HR BB		0-1 1B BB SF7 1B	1-3 K			0-1 G6-3		0-0 F7	4	2	1	0	1	1	0
David Justice, L OBP: 0.358, SLG: 0.603 (1, 10)	1-1 HR		4-0 1B 2B BB	1-3 K			1-1 G4-3		2-3 K	4	2	1	3	1	2	0
Jim Thome, L OBP: 0.365, SLG: 0.574 (1, 3)	2-1 F7		1-2 F7	4-1 BB			3-2 HR		2-2 P8	4	1	1	1	1	0	3
Travis Fryman, R OBP: 0.404, SLG: 0.560 (1, 5)	0-1 G4-3		0-0 2B 1B	1-1 L7			0-2 1B 1B			4	1	2	1	0	0	1
Sandy Alomar Jr., R OBP: 0.362, SLG: 0.432 (1, 2)	2-2 G6-3		0-1 SF7	2-3 K			0-2 1B			3	0	1	1	0	1	1
Enrique Wilson, S OBP: 0.404, SLG: 0.494 (1, 4)			0-1 K 2B	2-2 1B 2B			3-2 G1-3			4	0	2	2	0	1	2
Russell Bryan, L OBP: 0.339, SLG: 0.745 Richie Sexson, R OBP: 0.312, SLG: 0.448 (6, PH) (7, 7)			1-1 F9	3-3 K			2-3 K		0-3 K	2	0	0	0	0	1	1
Alex Ramirez, R OBP: 0.300, SLG: 0.455 (7, 9)			0-1 F7				1-0 G6-4-3 1B		1-2 G1-3	2	0	0	0	0	0	0


Inning Stats	R: 3	H: 2	E: 0	K: 0	S: 14	LOB: 0	BB: 1	P: 25	R: 0	H: 0	E: 0	K: 1	S: 9	LOB: 0	BB: 0	P: 11	R: 4	H: 4	E: 0	K: 1	S: 15	LOB: 1	BB: 1	P: 23	R: 0	H: 1	E: 0	K: 1	S: 8	LOB: 0	BB: 0	P: 12	R: 0	H: 0	E: 0	K: 2	S: 10	LOB: 1	BB: 1	P: 18	R: 0	H: 2	E: 0	K: 1	S: 8	LOB: 1	BB: 0	P: 15	R: 1	H: 3	E: 0	K: 0	S: 18	LOB: 2	BB: 0	P: 25	R: 0	H: 0	E: 0	K: 1	S: 10	LOB: 0	BB: 0	P: 11	R: 0	H: 0	E: 0	K: 1	S: 7	LOB: 0	BB: 0	P: 11	1B: 7	2B: 3	3B: 0	HR: 2	SF: 1	SAC: 0	DP: 2	HBP: 0	WP: 0	PB: 0	SB: 0	CS: 0	PA: 40
--------------	------	------	------	------	-------	--------	-------	-------	------	------	------	------	------	--------	-------	-------	------	------	------	------	-------	--------	-------	-------	------	------	------	------	------	--------	-------	-------	------	------	------	------	-------	--------	-------	-------	------	------	------	------	------	--------	-------	-------	------	------	------	------	-------	--------	-------	-------	------	------	------	------	-------	--------	-------	-------	------	------	------	------	------	--------	-------	-------	-------	-------	-------	-------	-------	--------	-------	--------	-------	-------	-------	-------	--------

PITCHER	IP	WLS	BF	H	R	ER	SO	BB	IBB	HBP	BLK	WP	HR	S	P	ERA	WHIP
Mark Johnson, R ERA: 7.5 (1, 1)	2.0		12	4	6	6	1	2	0	0	0	0	1	27	44	27.00	3.000
C.J. Nitkowski, L ERA: 5.96 (3, 1)	4.0	W	16	5	1	1	5	1	0	0	0	0	0	37	60	2.25	1.500
Danny Patterson, R ERA: 3.18 (7, 1)	1.0		6	3	1	1	0	0	0	0	0	0	1	18	25	9.00	3.000
Hideo Nomo, R ERA: 5.16 (8, 1)	1.0		3	0	0	0	1	0	0	0	0	0	0	10	11	0.00	0.000
Doug Brocail, R ERA: 4.54 (9, 1)	1.0		3	0	0	0	1	0	0	0	0	0	0	7	11	0.00	0.000

DETROIT TIGERS @ CLEVELAND INDIANS
JACOBS FIELD, CLEVELAND, OH
 Sat Jun 24 2000, 7:05 PM EDT
 Att: 43,083 - Overcast - 76 F

AB	36
R	8
H	12
RBI	8
BB	3
SO	8
LOB	12



Batter	1	2	3	4	5	6	7	8	9	AB R H RBI BB SO LOB	TOP																
Luis Polonia, L (1, 9) OBP: 0.311, SLG: 0.360 Wendell Magee, R (7, 9) OBP: 0.329, SLG: 0.561	0-3 K		2-2 G3-1		0-2 G4-3		2-2 CS 1B		0-3 K	4 0 1 0 0 1 2 1 0 0 0 0 1 1																	
Rich Becker, L (1, 7) OBP: 0.387, SLG: 0.414	0-0 F8		3-2 G6-3			2-3 K	3-2 CS	0-0 G6-3		4 0 0 0 0 1 2																	
Bobby Higginson, L (1, 10) OBP: 0.379, SLG: 0.575	3-2 G4-3			3-2 SH3-1 2B		4-1 1B BB		4-2 2B BB		2 1 1 0 2 0 0																	
Dean Palmer, R (1, 5) OBP: 0.357, SLG: 0.519 Shane Halter, R (3, 5) OBP: 0.317, SLG: 0.364		3-1 G1-4-3 HBP		0-0 SH3-1		0-2 S 1B		2-1 F8		0 0 0 0 0 0 0 2 0 1 0 0 0 1																	
Tony Clark, S (1, 3) OBP: 0.313, SLG: 0.470		0-0 G1-4-3		3-2 F8		1-3 K		1-1 2B		4 0 1 1 0 1 4																	
Robert Fick, L (1, 2) OBP: 0.361, SLG: 0.345		0-1 G3-1		4-2 FC5-4 BB		4-1 1B IBB		0-1 F8		2 0 0 0 2 0 1																	
Damion Easley, R (1, 4) OBP: 0.346, SLG: 0.357			2-1 FC1-2-5 1B		0-0 FC5-4		2-3 K		3-1 G6-3	4 0 1 0 0 1 5	AB 31 R 1 H 6 RBI 1 BB 4 SO 5 LOB 20																
Juan Encarnacion, R (1, 8) OBP: 0.329, SLG: 0.400			1-2 E1 G3-1 FC1-2-5		3-2 L4		1-2 G1-3		2-2 1B	4 0 1 0 0 0 1																	
Deivi Cruz, R (1, 6) OBP: 0.294, SLG: 0.401			0-0 FC1-2-5 G3-1		0-1 P4		2-2 G4-3		1-0 F9	4 0 0 0 0 0 3																	
Inning Stats	R: 0 E: 0 K: 1 S: 7	H: 0 LOB: 0 BB: 0 P: 10	R: 0 E: 0 K: 0 S: 4	H: 0 LOB: 0 BB: 0 P: 7	R: 0 E: 1 K: 0 S: 12	H: 1 LOB: 2 BB: 0 P: 20	R: 0 E: 0 K: 0 S: 10	H: 1 LOB: 2 BB: 1 P: 20	R: 0 E: 0 K: 0 S: 10	H: 0 LOB: 0 BB: 0 P: 13	R: 0 E: 0 K: 3 S: 20	H: 1 LOB: 3 BB: 2 P: 33	R: 0 E: 0 K: 0 S: 13	H: 1 LOB: 0 BB: 0 P: 21	R: 1 E: 0 K: 0 S: 9	H: 1 LOB: 1 BB: 1 P: 16	R: 0 E: 0 K: 1 S: 9	H: 1 LOB: 1 BB: 0 P: 15	1B: 4 2B: 2 3B: 0 HR: 0	SF: 0 SAC: 1 DP: 1 HBP: 1	WP: 0 PB: 0 SB: 1 CS: 1	PA: 38					
PITCHER	IP	WLS	BF	H	R	ER	SO	BB	IBB	HBP	BLK	WP	HR	S	P	ERA	WHIP										
Jim Brower, R (1, 1) ERA: 4.23	7.0		28	4	0	0	4	2	1	1	0	0	0	76	124	0.00	0.857										
Steve Karsay, R (8, 1) ERA: 2.78	2.0	W	9	2	1	1	1	1	0	0	0	0	0	18	31	4.50	1.500										

Detroit Tigers @ Cleveland Indians
 Jacobs Field, Cleveland, OH
 Sun Jun 25 2000, 1:05 PM EDT
 Att. 43,062 - Cloudy - 71 F

livebaseballscorecards.com

Batter	1	2	3	4	5	6	7	8	9	AB	R	H	RBI	BB	SO	LOB	BOTTOM		
Kenny Lofton, L OBP: 0.342, SLG: 0.401 (1, 8)	0-1 F7	1-0 F6		0-0 FC7-2		3-1 G4-6-3		4-2 WP BB		4	0	0	0	1	0	5	Detroit Tigers @ Cleveland Indians Jacobs Field, Cleveland, OH Sun Jun 25 2000, 1:05 PM EDT Att: 43,062 - Cloudy - 71 F		
Omar Vizquel, S OBP: 0.345, SLG: 0.354 Jolbert Cabrera, R OBP: 0.280, SLG: 0.278 (1, 6) (4, 6)	1-2 1B HBP	3-3 K			2-2 G5-3		0-2 SH3-4 E 1B	1-0 P6		1	0	0	0	0	1	2			
Roberto Alomar, S OBP: 0.339, SLG: 0.440 (1, 4)	1-1 S 1B		3-2 F7		1-2 F7		0-1 SH3-4			3	0	1	0	0	0	0			
David Justice, L OBP: 0.364, SLG: 0.603 (1, 7) (8, 9)	4-1 1-2 BB		1-1 P6		3-2 BB WP 1B		4-0 FC4-6 IBB			2	0	1	0	2	0	0			
Jim Thome, L OBP: 0.367, SLG: 0.571 (1, 3)	0-3 K		3-1 FC6-4 1B		4-2 BB HBP		3-2 FC4-6			3	0	1	0	0	1	4			
Travis Fryman, R OBP: 0.402, SLG: 0.553 (1, 5)	1-3 K		0-1 FC6-4		4-2 1-2 2-3 BB		3-3 K			3	0	0	0	1	2	5			
Enrique Wilson, S OBP: 0.398, SLG: 0.517 (1, 10)		0-2 F7		2-2 F7		1-1 G4-3		0-0 HR		4	1	1	1	0	0	3			
Russell Bryan, L OBP: 0.355, SLG: 0.736 Richie Sexson, R OBP: 0.311, SLG: 0.446 (1, 9) (8, 7)	4-2 1B BB		3-2 2B FC7-2 1B		1-2 G4-3		1-2 G6-3			2	0	1	0	1	0	0			
Sandy Alomar Jr., R OBP: 0.373, SLG: 0.450 (1, 2)	0-0 1B		1-1 1-3 2B		2-2 G4-6-3 1B		1-0 G4-3			1	0	0	0	0	0	0			
Inning Stats	R: 0 E: 0 K: 2 S: 14	H: 1 LOB: 3 BB: 1 P: 21	R: 0 E: 0 K: 1 S: 13	H: 1 LOB: 2 BB: 1 P: 21	R: 0 E: 0 K: 0 S: 9	H: 1 LOB: 1 BB: 0 P: 16	R: 0 E: 0 K: 0 S: 9	H: 2 LOB: 1 BB: 0 P: 15	R: 0 E: 0 K: 0 S: 16	H: 1 LOB: 3 BB: 1 P: 31	R: 1 E: 1 K: 1 S: 14	H: 1 LOB: 1 BB: 1 P: 24	R: 1 E: 0 K: 0 S: 13	H: 1 LOB: 1 BB: 1 P: 20	1B: 7 2B: 2 3B: 0 HR: 1	SF: 0 SAC: 1 DP: 2 HBP: 2		WP: 2 PB: 0 SB: 1 CS: 0	PA: 38
PIITCHER Jeff Weaver, R ERA: 4.55 Matt Anderson, R ERA: 4.91	IP 5.1	WLS L	BF 27	H 7	R 0	ER 0	SO 3	BB 3	IBB 0	HBP 2	BLK 0	WP 1	HR 0	S 67	P 113	ERA 0.00	WHIP 1.875		
	IP 2.2	WLS L	BF 11	H 2	R 2	ER 1	SO 1	BB 1	IBB 1	HBP 0	BLK 0	WP 1	HR 1	S 29	P 49	ERA 3.38	WHIP 1.125		

livebaseballscores.com

AB	30
R	2
H	9
RBI	1
BB	5
SO	4
LOB	20



Batter	1	2	3	4	5	6	7	8	9	AB R H RBI BB SO LOB	TOP																									
Rich Becker, L (1, 9) <small>OBP: 0.377, SLG: 0.400</small> Wendell Magee, R (8, PH) <small>OBP: 0.333, SLG: 0.559</small> (8, 9)	1-0 G3-1	2-2 G1-3			3-3 K	2-3 K		2-2 BB 1B	2-2 F3	4 0 0 0 0 2 1 2 0 1 1 0 0 1																										
Brad Ausmus, R (1, 2) <small>OBP: 0.340, SLG: 0.351</small>	2-0 HR		2-3 K		3-3 K		3-2 G5-3	4-2 BB		4 1 1 1 1 2 0																										
Bobby Higginson, L (1, 7) <small>OBP: 0.379, SLG: 0.568</small>	4-1 3B BB		2-3 K		1-1 G3-1	4-0 2B BB	1-1 F7			3 1 0 0 2 1 2																										
Juan Gonzalez, R (1, 10) <small>OBP: 0.321, SLG: 0.529</small>	3-1 1-H G6-3 3B		1-2 1B		4-0 BB 1B 2B BB	1-2 F8		0-0 HR 1B		4 3 3 1 1 0 1																										
Tony Clark, S (1, 3) <small>OBP: 0.323, SLG: 0.504</small> Robert Fick, L (9, 3) <small>OBP: 0.361, SLG: 0.345</small>	0-0 G6-3		1-0 G4-3		1-0 BB 1-2 2B 1B	2-1 1-H 2B		1-1 1-H HR		5 2 3 3 0 0 1 0 0 0 0 0 0 0																										
Damion Easley, R (1, 4) <small>OBP: 0.353, SLG: 0.357</small>	2-3 K		1-2 L5		4-1 2B 1-2 2-3 1B BB		2-2 1B 1B G6-4-3 HBP	3-2 G6-4-3 1B 1B		3 3 1 0 1 1 0																										
Juan Encarnacion, R (1, 8) <small>OBP: 0.339, SLG: 0.417</small>		X	0-0 SH1-3 G1-4-3 2B		1-1 G4-3	3-2 1B 1-3 2-H 3-H 2B	2-1 G6-4-3 1B 1B	1-2 G6-4-3 1B		5 3 4 2 0 0 0																										
Deivi Cruz, R (1, 6) <small>OBP: 0.298, SLG: 0.402</small>		X	0-0 SH1-3		3-1 G1-3	0-0 1B 2B 1B	2-2 G6-4-3 1B	2-2 G6-4-3		4 0 2 2 0 0 2																										
Shane Halter, R (1, 5) <small>OBP: 0.312, SLG: 0.356</small>		X	0-0 G1-4-3		0-2 G3-1	1-0 F9	1-1 G6-4-3	0-0 1B		5 0 1 2 0 0 3																										
Inning Stats	R: 3 E: 0 K: 1 S: 10	H: 2 LOB: 0 BB: 1 P: 22	R: 1 E: 0 K: 0 S: 6	H: 1 LOB: 0 BB: 0 P: 8	R: 0 E: 0 K: 2 S: 10	H: 1 LOB: 1 BB: 0 P: 16	R: 0 E: 0 K: 0 S: 7	H: 0 LOB: 0 BB: 0 P: 12	R: 0 E: 0 K: 2 S: 9	H: 0 LOB: 0 BB: 0 P: 15	R: 4 E: 0 K: 1 S: 12	H: 3 LOB: 1 BB: 2 P: 28	R: 0 E: 0 K: 0 S: 8	H: 1 LOB: 2 BB: 1 P: 18	R: 2 E: 0 K: 0 S: 17	H: 3 LOB: 2 BB: 1 P: 31	R: 3 E: 0 K: 0 S: 17	H: 5 LOB: 1 BB: 0 P: 26	1B: 10 2B: 3 3B: 1 HR: 2	SF: 0 SAC: 1 DP: 2 HBP: 1	WP: 0 PB: 0 SB: 0 CS: 0	PA: 46														
PITCHER	IP WLS BF H R ER SO BB IBB HBP BLK WP HR S P ERA WHIP																																			
Dave Burba, R (1, 1) <small>ERA: 5.72</small> Brian Williams, R (6, 1) <small>ERA: 8.1</small> Alan Newman, L (8, 1) <small>ERA: 20.25</small>	5.1 L	25	6	8	8	5	3	0	0	0	0	1	49	93	13.50	1.688																				
	2.1	11	4	2	2	1	1	0	1	0	0	0	23	43	7.71	2.143																				
	1.1	10	6	3	3	0	1	0	0	0	0	1	24	40	20.25	5.250																				

Detroit Tigers @ Cleveland Indians
 Jacobs Field, Cleveland, OH
 Mon Jun 26 2000, 7:05 PM EDT
 Att. 43,191 - Cloudy - 85 F

AB	39
R	13
H	16
RBI	12
BB	5
SO	6
LOB	11



Batter	1	2	3	4	5	6	7	8	9	AB R H RBI BB SO LOB
Jolbert Cabrera, R OBP: 0.275, SLG: 0.273 (1, 8)	1-1 G3		1-2 G4-3		0-2 1B		1-0 F8		0-1 G6-3	5 0 1 0 0 0 1
Enrique Wilson, S OBP: 0.408, SLG: 0.527 (1, 6)	1-2 2B		0-0 G3		1-1 G4-3		4-1 1B 1-2 BB		0-0 1B	4 0 2 0 1 0 1
Roberto Alomar, S OBP: 0.340, SLG: 0.440 (1, 4)	0-1 F7		3-2 F9			1-1 1B	0-1 1B 1-2 2-H		1-1 G1-3	5 1 2 0 0 0 2
David Justice, L OBP: 0.362, SLG: 0.595 (1, 10)	0-0 G3			0-1 G1-6-3		0-1 L6		4-2 BB		3 0 0 0 1 0 2
Jim Thome, L OBP: 0.365, SLG: 0.566 (1, 3)		0-1 3B 1B		0-1 G4-3		1-2 L3		0-0 G4-6-3 1-2f		4 1 1 0 0 0 2
Travis Fryman, R OBP: 0.407, SLG: 0.555 (1, 5)		0-3 K		4-0 E BB		3-1 1B 2-H		1-1 1B 1B		3 0 2 1 1 1 1
Richie Sexson, R OBP: 0.314, SLG: 0.455 (1, 7)		2-2 1-H 3B		1-0 E5		2-2 F7		0-1 1B		4 0 2 1 0 0 2
Russell Branyan, L OBP: 0.348, SLG: 0.696 (1, 9)		2-3 K			4-2 G4-3 BB		0-0 L6	1-0 F8		3 0 0 0 1 1 3
Einar Diaz, R OBP: 0.327, SLG: 0.406 (1, 2)		2-3 K			0-1 G4-3 1-2f		0-0 BB 1B 1B		0-2 F8	4 0 1 0 0 1 2


Inning Stats	R: 0	H: 1	E: 0	LOB: 1	K: 0	BB: 0	S: 8	R: 1	H: 2	E: 0	LOB: 1	K: 3	BB: 0	S: 15	R: 0	H: 0	E: 0	LOB: 0	K: 0	BB: 0	S: 11	R: 0	H: 0	E: 1	LOB: 2	K: 0	BB: 1	S: 5	R: 0	H: 1	E: 0	LOB: 1	K: 0	BB: 1	S: 13	R: 1	H: 2	E: 0	LOB: 1	K: 0	BB: 0	S: 12	R: 0	H: 2	E: 0	LOB: 2	K: 0	BB: 1	S: 6	R: 0	H: 2	E: 0	LOB: 2	K: 0	BB: 1	S: 8	R: 0	H: 1	E: 0	LOB: 1	K: 0	BB: 0	S: 8	R: 0	H: 1	E: 0	LOB: 1	K: 0	BB: 0	S: 8	1B: 9	SF: 0	2B: 1	SAC: 0	3B: 1	DP: 2	HR: 0	HBP: 0
--------------	------	------	------	--------	------	-------	------	------	------	------	--------	------	-------	-------	------	------	------	--------	------	-------	-------	------	------	------	--------	------	-------	------	------	------	------	--------	------	-------	-------	------	------	------	--------	------	-------	-------	------	------	------	--------	------	-------	------	------	------	------	--------	------	-------	------	------	------	------	--------	------	-------	------	------	------	------	--------	------	-------	------	-------	-------	-------	--------	-------	-------	-------	--------

PITCHER	IP	WLS	BF	H	R	ER	SO	BB	IBB	HBP	BLK	WP	HR	S	P	ERA	WHIP
Brian Moehler, R ERA: 3.5 (1, 1)	6.2	W	29	7	2	2	3	3	0	0	0	0	0	68	102	2.70	1.500
Danny Patterson, R ERA: 3.03 (7, 1)	1.1		6	3	0	0	0	1	0	0	0	0	0	10	16	0.00	3.000
Nelson Cruz, R ERA: (9, 1)	1.0		4	1	0	0	0	0	0	0	0	0	0	8	9	0.00	1.000

BOTTOM

Detroit Tigers @ Cleveland Indians
Jacobs Field, Cleveland, OH
 Mon Jun 26 2000, 7:05 PM EDT
 Att: 43,191 - Cloudy - 85 F

AB	35
R	2
H	11
RBI	2
BB	4
SO	3
LOB	16



WP	PA	ERA	WHIP
0	39		
0			
1			
0			

Batter	1	2	3	4	5	6	7	8	9	AB	R	H	RBI	BB	SO	LOB	TOP										
Kenny Lofton, L (1, 8) OBP: 0.340, SLG: 0.395 Jolbert Cabrera, R (7, PR) OBP: 0.284, SLG: 0.295 (7, 4)	2-2 G4-3		1-2 F7		3-2 F7		H 1-0 BB BB 2B HBP	0-1 1B 2B		3	0	0	0	0	0	0											
Omar Vizquel, S (1, 6) OBP: 0.349, SLG: 0.356	1-0 G6-4-3 1B		2-3 K		0-1 G3		4-1 BB BB 2B BB	1-1 G6-3 FC8-2 1B		4	1	2	1	1	1	0											
Roberto Alomar, S (1, 4) OBP: 0.339, SLG: 0.441 Alex Ramirez, R (7, 9) OBP: 0.296, SLG: 0.449	1-1 G6-4-3 1-2f		1-2 2B		0-1 F7		2-2 L9	0-0 G6-3		4	0	1	0	0	0	4											
David Justice, L (1, 9) OBP: 0.363, SLG: 0.588 (7, 8)		0-0 P6	3-3 K			4-1 2B SF8 BB	4-0 2B G6-3 BB	0-0 FC8-2		3	2	0	1	2	1	2											
Jim Thome, L (1, 3) OBP: 0.375, SLG: 0.603		0-0 HR		4-0 HR BB		0-0 G4-3 2B	3-2 2B	2-1 HR		4	3	4	4	1	0	0											
Richie Sexson, R (1, 7) OBP: 0.312, SLG: 0.463		2-3 K		2-1 HR		3-1 SF8	0-0 G6-3	2-0 F9		4	1	1	4	0	1	2											
Enrique Wilson, S (1, 5) OBP: 0.398, SLG: 0.510		1-0 FC6-4 BB 1B		2-2 G4-3		0-0 G4-3	0-1 G4-3	1-3 K		5	0	1	0	0	1	3											
Russell Branyan, L (1, 10) OBP: 0.352, SLG: 0.667		4-1 FC6-4 BB		3-3 K		3-3 K		0-0 HR WP 1B		4	1	1	0	1	2	1											
Sandy Alomar Jr., R (1, 2) OBP: 0.377, SLG: 0.474		1-1 FC6-4 1-2f 2-3		0-0 P4			0-0 BB HBP BB 1B	2-2 HR		4	2	2	2	0	0	2											
Inning Stats	R: 0 E: 0 K: 0 S: 7	H: 1 LOB: 0 BB: 0 P: 11	R: 1 E: 0 K: 1 S: 9	H: 2 LOB: 2 BB: 1 P: 17	R: 0 E: 0 K: 2 S: 13	H: 1 LOB: 1 BB: 0 P: 20	R: 2 E: 0 K: 1 S: 10	H: 1 LOB: 0 BB: 1 P: 21	R: 0 E: 0 K: 0 S: 10	H: 0 LOB: 0 BB: 0 P: 13	R: 1 E: 0 K: 1 S: 8	H: 1 LOB: 1 BB: 1 P: 18	R: 4 E: 0 K: 0 S: 12	H: 2 LOB: 2 BB: 2 P: 26	R: 3 E: 0 K: 0 S: 10	H: 4 LOB: 0 BB: 0 P: 13	R: 1 E: 0 K: 1 S: 9	H: 1 LOB: 0 BB: 0 P: 14	1B: 5 2B: 5 3B: 0 HR: 4	SF: 1 SAC: 0 DP: 2 HBP: 1	WP: 1 PB: 0 SB: 0 CS: 0	PA: 44					
PITCHER	IP	WLS	BF	H	R	ER	SO	BB	IBB	HBP	BLK	WP	HR	S	P	ERA	WHIP										
Mac Suzuki, R (1, 1) ERA: 3.98	5.1	L	24	6	4	4	4	3	0	0	0	0	2	53	93	6.75	1.688										
Brett Laxton, R (6, 1) ERA: 9.26	1.0		7	1	4	4	1	2	0	1	0	0	0	10	24	36.00	3.000										
Jose Santiago, R (7, 1) ERA: 3.68	0.2		3	1	0	0	0	0	0	0	0	0	0	6	9	0.00	1.500										
Miguel Batista, R (8, 1) ERA: 8.54	2.0		10	5	4	4	1	0	0	0	0	1	2	19	27	18.00	2.500										

Cleveland Indians @ Kansas City Royals
Kauffman Stadium, Kansas City, MO
 Tue Jun 27 2000, 7:05 PM CDT
 Att. 16,908 - Cloudy - 72 F

AB	37
R	12
H	13
RBI	12
BB	5
SO	6
LOB	15



Batter	1	2	3	4	5	6	7	8	9	AB	R	H	RBI	BB	SO	LOB
Johnny Damon, L (1, 7) <small>OBP: 0.342, SLG: 0.408</small>	0-2 G3		1-1 F8		2-1 FC5-4 1B		3-1 F7			4	0	0	0	0	0	1
Jeff Reboulet, R (1, 4) <small>OBP: 0.392, SLG: 0.365</small>	1-1 29 F9 2B		1-3 K		0-1 1B			2-2 F8		4	0	2	0	0	1	0
29 Mike Sweeney, R (1, 3) <small>OBP: 0.409, SLG: 0.574</small>	1-2 F9		3-2 2B		2-1 F9			1-2 L4		4	0	1	0	0	0	3
Jermaine Dye, R (1, 9) <small>OBP: 0.395, SLG: 0.629</small>	3-2 G4-3		1-1 L9		3-2 G6-3			1-0 HBP		3	0	0	0	0	0	4
Mark Quinn, R (1, 10) <small>OBP: 0.329, SLG: 0.455</small>		3-2 F7		3-3 K		2-3 K		0-3 K		4	0	0	0	0	3	1
Joe Randa, R (1, 5) <small>OBP: 0.378, SLG: 0.467</small>		2-2 E S 1B		2-3 K		0-3 K		2-2 L4		4	0	1	0	0	2	0
Carlos Beltrán, S (1, 8) <small>OBP: 0.320, SLG: 0.377</small>		4-2 S BB		3-2 L8		1-1 F9		0-0 F8		3	0	0	0	1	0	0
Gregg Zaun, S (1, 2) <small>OBP: 0.376, SLG: 0.392</small>		2-3 K		3-1 HR		1-3 K		3-1 F8		4	1	1	1	0	2	2
Rey Sanchez, R (1, 6) <small>OBP: 0.262, SLG: 0.297</small>		3-2 G5-3		2-2 FC5-4 1B		1-0 G1-3				3	0	1	0	0	0	2

Inning Stats	R: 0	H: 1	E: 0	LOB: 1	K: 0	BB: 0	S: 11	R: 0	H: 1	E: 0	LOB: 2	K: 1	BB: 1	S: 18	R: 0	H: 1	E: 0	LOB: 1	K: 1	BB: 0	S: 11	R: 0	H: 0	E: 0	LOB: 0	K: 2	BB: 0	S: 12	R: 1	H: 3	E: 0	LOB: 2	K: 0	BB: 0	S: 15	R: 0	H: 0	E: 0	LOB: 0	K: 2	BB: 0	S: 10	R: 0	H: 0	E: 0	LOB: 0	K: 1	BB: 0	S: 6	R: 0	H: 0	E: 0	LOB: 1	K: 1	BB: 0	S: 12	R: 0	H: 0	E: 0	LOB: 0	K: 0	BB: 0	S: 7	R: 0	H: 0	E: 0	LOB: 0	K: 0	BB: 0	S: 7	1B: 3	SF: 0	2B: 2	SAC: 0	3B: 0	DP: 0	HR: 1	HBP: 1	WP: 0	PA: 35
--------------	------	------	------	--------	------	-------	-------	------	------	------	--------	------	-------	-------	------	------	------	--------	------	-------	-------	------	------	------	--------	------	-------	-------	------	------	------	--------	------	-------	-------	------	------	------	--------	------	-------	-------	------	------	------	--------	------	-------	------	------	------	------	--------	------	-------	-------	------	------	------	--------	------	-------	------	------	------	------	--------	------	-------	------	-------	-------	-------	--------	-------	-------	-------	--------	-------	--------

PITCHER	IP	WLS	BF	H	R	ER	SO	BB	IBB	HBP	BLK	WP	HR	S	P	ERA	WHIP
Chuck Finley, L (1, 1) <small>ERA: 3.99</small>	5.0	W	22	6	1	1	4	1	0	0	0	0	1	67	112	1.80	1.400
Justin Speier, R (6, 1) <small>ERA: 1.59</small>	2.0	H	6	0	0	0	3	0	0	0	0	0	0	16	24	0.00	0.000
Jamie Brewington, R (8, 1) <small>ERA: 3.0</small>	2.0		7	0	0	0	1	0	0	1	0	0	0	19	28	0.00	0.000

BOTTOM

Cleveland Indians @ Kansas City Royals
Kauffman Stadium, Kansas City, MO
 Tue Jun 27 2000, 7:05 PM CDT
 Att. 16,908 - Cloudy - 72 F

livebaseballscorecards.com

AB	33
R	1
H	6
RBI	1
BB	1
SO	8
LOB	13



Batter	1	2	3	4	5	6	7	8	9	AB R H RBI BB SO LOB	TOP											
Enrique Wilson, S (1, 5) OBP: 0.383, SLG: 0.490	1-0 G6-3	1-1 G6-3			1-1 F7			1-0 F9		4 0 0 0 0 0 2												
Omar Vizquel, S (1, 6) OBP: 0.348, SLG: 0.355	3-2 P5		2-2 F8			0-0 1B		0-1 G6-3		4 0 1 0 0 0 0												
Roberto Alomar, S (1, 4) OBP: 0.341, SLG: 0.439	4-2 1B BB		2-2 F9			2-3 K			0-2 F7 SF8 1B	3 1 1 0 1 1 1												
David Justice, L (1, 9) OBP: 0.361, SLG: 0.582	3-1 1B		2-3 K			1-3 K			2-2 F7	4 0 1 0 0 2 2												
Jim Thome, L (1, 3) OBP: 0.371, SLG: 0.596	1-3 K			0-0 G6-3		3-2 G4-3			1-1 SF8	3 0 0 1 0 1 3												
Richie Sexson, R (1, 7) OBP: 0.314, SLG: 0.461		4-0 F9 BB BB		0-0 F9		0-0 F7			3-H 1B	3 0 1 0 1 0 0												
Sandy Alomar Jr., R (1, 2) OBP: 0.367, SLG: 0.460		1-1 F8		0-0 P4		2-2 F8			0-0 G4-3	4 0 0 0 0 0 2												
Alex Ramirez, R (1, 10) OBP: 0.298, SLG: 0.438		4-1 1B BB		1-2 G5-3		1-2 G1-3				2 0 0 0 1 0 0												
Jolbert Cabrera, R (1, 8) OBP: 0.274, SLG: 0.284		0-0 F9		1-3 K				0-0 G4-3		3 0 0 0 0 1 2												
Inning Stats	R: 0 E: 0 K: 1 S: 15	H: 1 LOB: 2 BB: 1 P: 27	R: 0 E: 0 K: 0 S: 6	H: 0 LOB: 2 BB: 2 P: 16	R: 0 E: 0 K: 1 S: 9	H: 0 LOB: 0 BB: 0 P: 15	R: 0 E: 0 K: 0 S: 3	H: 0 LOB: 0 BB: 0 P: 3	R: 0 E: 0 K: 1 S: 8	H: 0 LOB: 0 BB: 0 P: 11	R: 0 E: 0 K: 2 S: 10	H: 1 LOB: 1 BB: 0 P: 16	R: 0 E: 0 K: 0 S: 7	H: 0 LOB: 0 BB: 0 P: 10	R: 0 E: 0 K: 0 S: 4	H: 0 LOB: 0 BB: 0 P: 5	R: 1 E: 0 K: 0 S: 13	H: 2 LOB: 1 BB: 0 P: 17	1B: 4 2B: 0 3B: 0 HR: 0	SF: 1 SAC: 0 DP: 0 HBP: 0	WP: 0 PB: 0 SB: 1 CS: 0	PA: 34
PITCHER Jay Witasick, R (1, 1) ERA: 5.32	IP: 9.0 WLS: W BF: 34 H: 4 R: 1 ER: 1 SO: 5 BB: 3 IBB: 0 HBP: 0 BLK: 0 WP: 0 HR: 0 S: 75 P: 120 ERA: 1.00 WHIP: 0.778											PITCHER IP: WLS: BF: H: R: ER: SO: BB: IBB: HBP: BLK: WP: HR: S: P: ERA: WHIP										

Cleveland Indians @ Kansas City Royals
Kauffman Stadium, Kansas City, MO

Wed Jun 28 2000, 7:05 PM CDT
Att. 19,522 - Cloudy - 75 F

AB	30
R	1
H	4
RBI	1
BB	3
SO	5
LOB	12



Batter	1	2	3	4	5	6	7	8	9	AB R H RBI BB SO LOB	TOP											
Kenny Lofton, L OBP: 0.335, SLG: 0.388 (1, 8)	1-1 G3-1		0-1 P6		0-1 F8			0-2 G4-3		4 0 0 0 0 0 2	Cleveland Indians @ Kansas City Royals Kauffman Stadium, Kansas City, MO Thu Jun 29 2000, 7:05 PM CDT Att. 25,295 - Cloudy - 80 F											
Omar Vizquel, S OBP: 0.344, SLG: 0.350 (1, 6)	2-1 F7		2-2 F5		0-0 G1-6-3			1-2 L3		4 0 0 0 0 0 2												
Roberto Alomar, S OBP: 0.343, SLG: 0.436 (1, 4)	4-1 S BB		2-1 F9			4-2 1B BB		0-0 G4-3		2 0 0 0 2 0 0												
Jim Thome, L OBP: 0.372, SLG: 0.593 (1, 3)	4-1 BB			1-2 F7		0-0 G5-4-3 1B		2-3 K		3 0 1 0 1 1 0												
Travis Fryman, R OBP: 0.408, SLG: 0.552 (1, 5)	2-3 K			1-1 1B		2-2 F8		4-2 2B BB		3 1 1 0 1 1 4												
Richie Sexson, R OBP: 0.310, SLG: 0.455 (1, 7)		3-3 K		0-0 F8		0-1 G5-4-3		1-3 K		4 0 0 0 0 2 4												
Russell Bryan, L OBP: 0.347, SLG: 0.656 (1, 10)		2-3 K		1-0 F9			1-1 F7		1-1 2B	4 0 1 1 0 1 1												
Alex Ramirez, R OBP: 0.307, SLG: 0.440 (1, 9)		0-2 1B			3-2 BB 1B		0-1 F9		0-1 G5-3	4 0 2 0 0 0 1												
Einar Diaz, R OBP: 0.327, SLG: 0.400 (1, 2)		2-3 K			4-2 G1-6-3 BB		1-1 P5			2 0 0 0 1 1 1												
Inning Stats	R: 0 E: 0 K: 1 S: 9	H: 0 LOB: 2 BB: 2 P: 22	R: 0 E: 0 K: 3 S: 12	H: 1 LOB: 1 BB: 0 P: 19	R: 0 E: 0 K: 0 S: 8	H: 0 LOB: 0 BB: 0 P: 12	R: 0 E: 0 K: 0 S: 7	H: 1 LOB: 1 BB: 0 P: 10	R: 0 E: 0 K: 0 S: 9	H: 1 LOB: 1 BB: 1 P: 16	R: 0 E: 0 K: 0 S: 13	H: 1 LOB: 1 BB: 1 P: 19	R: 0 E: 0 K: 0 S: 6	H: 0 LOB: 0 BB: 0 P: 8	R: 0 E: 0 K: 0 S: 7	H: 0 LOB: 0 BB: 0 P: 8	R: 1 E: 0 K: 2 S: 12	H: 1 LOB: 1 BB: 1 P: 20	1B: 4 2B: 1 3B: 0 HR: 0	SF: 0 SAC: 0 DP: 2 HBP: 0	WP: 0 PB: 0 SB: 1 CS: 0	PA: 35
PITCHER	IP WLS BF H R ER SO BB IBB HBP BLK WP HR S P ERA WHIP																					
Chad Durbin, R ERA: 8.4 (1, 1)	8.2 W 34 5 1 1 6 5 0 0 0 0 0 0 81 132 1.04 1.154																					
Ricky Bottalico, R ERA: 4.95 (9, 1)	0.1 1 0 0 0 0 0 0 0 0 0 0 0 2 2 0.00 0.000																					

livebaseballscorecards.com

AB	30
R	1
H	5
RBI	1
BB	5
SO	6
LOB	15



Batter	1	2	3	4	5	6	7	8	9	AB R H RBI BB SO LOB	TOP											
Jay Canizaro, R (1, 4) OBP: 0.335, SLG: 0.415	1-2 G6-3	3-1 F7		2-2 L6		3-3 K		1-1 1B 1B		5 0 1 0 0 1 2												
Midre Cummings, L (1, 9) OBP: 0.361, SLG: 0.480	2-2 HR 1B		2-0 G4-3		2-1 HR	2-2 G6-3		2-1 1-2 1B		5 2 3 1 0 0 0												
Matt Lawton, L (1, 7) OBP: 0.443, SLG: 0.500	2-2 HR		2-1 G4-3 2B		4-1 1B 1B BB		1-0 HR	2-3 K		4 3 3 3 1 1 2												
Ron Coomer, R (1, 3) OBP: 0.343, SLG: 0.451	3-2 1B 1B		1-1 G4-3		2-1 G6-4-3 1B 1B		0-2 G1-3		2-3 K	5 1 2 0 0 1 1												
Corey Koskie, L (1, 5) OBP: 0.401, SLG: 0.442	1-2 1B		0-0 B1-3		2-1 G6-4-3 1B		1-0 G5-3 1B		0-0 P5	5 0 3 1 0 0 1												
David Ortiz, L (1, 10) OBP: 0.351, SLG: 0.403	2-2 F7			2-2 E 1B	2-1 G6-4-3		1-2 G5-3		4-0 BB	4 1 1 0 1 0 5												
Chad Moeller, R (1, 2) OBP: 0.345, SLG: 0.296	3-2 G3		0-0 E9 1B		3-2 1B		1-0 F8		0-3 K	5 0 2 1 0 1 4												
Jacque Jones, L (1, 8) OBP: 0.330, SLG: 0.502		3-2 G4-3		1-0 G2-3		0-2 G4-3		3-1 G3-1		4 0 0 0 0 0 2												
Cristian Guzman, S (1, 6) OBP: 0.308, SLG: 0.421		0-1 F8		0-1 F2		1-1 CS 1B		0-0 G4-1		4 0 1 0 0 0 1												
Inning Stats	R: 2 E: 0 K: 0 S: 23	H: 4 LOB: 2 BB: 0 P: 37	R: 0 E: 0 K: 0 S: 9	H: 0 LOB: 0 BB: 0 P: 15	R: 0 E: 0 K: 0 S: 6	H: 1 LOB: 1 BB: 0 P: 11	R: 1 E: 1 K: 0 S: 10	H: 2 LOB: 1 BB: 0 P: 15	R: 3 E: 0 K: 0 S: 17	H: 4 LOB: 1 BB: 1 P: 32	R: 0 E: 0 K: 1 S: 8	H: 1 LOB: 0 BB: 0 P: 14	R: 1 E: 0 K: 0 S: 9	H: 2 LOB: 1 BB: 0 P: 13	R: 0 E: 0 K: 1 S: 10	H: 2 LOB: 2 BB: 0 P: 18	R: 0 E: 0 K: 2 S: 8	H: 0 LOB: 1 BB: 1 P: 14	1B: 12 2B: 1 3B: 0 HR: 3	SF: 0 SAC: 0 DP: 1 HBP: 0	WP: 0 PB: 0 SB: 0 CS: 1	PA: 43
PITCHER	IP WLS BF H R ER SO BB IBB HBP BLK WP HR S P ERA WHIP																					
Jim Brower, R (1, 1) ERA: 4.89	4.0 L 23 10 6 5 0 1 0 0 0 0 0 2 55 95 11.25 2.750																					
Brian Williams, R (5, 1) ERA: 7.26	3.2 15 6 1 1 1 0 0 0 0 0 1 34 55 2.46 1.636																					
Justin Speier, R (8, 1) ERA: 1.57	0.1 1 0 0 0 0 1 0 0 0 0 0 0 3 5 0.00 0.000																					
Steve Karsay, R (9, 1) ERA: 2.7	1.0 4 0 0 0 0 2 1 0 0 0 0 0 8 14 0.00 1.000																					

Minnesota Twins @ Cleveland Indians
 Jacobs Field, Cleveland, OH
 Fri Jun 30 2000, 7:05 PM EDT
 Att. 43,124 - Sunny - 74 F

livebaseballscorecards.com

AB 41
 R 7
 H 16
 RBI 6
 BB 2
 SO 4
 LOB 18



Batter	1	2	3	4	5	6	7	8	9	AB R H RBI BB SO LOB
Kenny Lofton, L OBP: 0.328, SLG: 0.379 (1, 8)	2-1 F9		1-2 G4-3		2-3 K		3-3 K		2-3 K	5 0 0 0 0 3 2
Omar Vizquel, S OBP: 0.344, SLG: 0.348 (1, 6)	1-2 G4-6-3 1B		2-0 G5-3		4-0 1-2 BB		3-2 F8		1-2 G6-3	4 0 1 0 1 0 1
Roberto Alomar, S OBP: 0.345, SLG: 0.435 (1, 4)	2-2 G4-6-3 1-2f			2-1 BB WP 1B	1-2 F8		4-1 1-2 BB			3 0 1 0 1 0 3
Jim Thome, L OBP: 0.368, SLG: 0.585 (1, 10)		1-2 F9		2-2 F8	2-3 K		1-1 G4-3			4 0 0 0 0 1 5
Travis Fryman, R OBP: 0.406, SLG: 0.546 (1, 5)		4-2 2B BB		2-3 K		0-1 G3		2-1 G5-3		3 1 0 0 1 1 1
Richie Sexson, R OBP: 0.313, SLG: 0.457 (1, 3)		3-1 1-H 2B		4-2 1-2 BB BB		1-0 G5-3		1-1 F9		3 0 1 1 1 0 0
Ricky Ledee, L OBP: 0.335, SLG: 0.418 (1, 7)		3-2 F8		4-2 1-2 2-3 BB		2-2 1-2 BB 1B		0-0 F7		3 0 1 0 1 0 1
Alex Ramirez, R OBP: 0.304, SLG: 0.466 (1, 9)		2-0 G1-3		2-0 G5-3		1-1 F9			0-0 HR	4 1 1 1 0 0 5
Sandy Alomar Jr., R OBP: 0.370, SLG: 0.461 (1, 2)			3-2 F3		2-2 BB 1B		1-0 BB 1B		3-3 K	4 0 2 0 0 1 0

Inning Stats	R: 0 E: 0 K: 0 S: 11	H: 1 LOB: 0 BB: 0 P: 16	R: 1 E: 0 K: 0 S: 16	H: 1 LOB: 1 BB: 1 P: 29	R: 0 E: 0 K: 0 S: 10	H: 0 LOB: 0 BB: 0 P: 16	R: 0 E: 0 K: 1 S: 15	H: 1 LOB: 3 BB: 2 P: 31	R: 0 E: 0 K: 2 S: 13	H: 1 LOB: 2 BB: 1 P: 24	R: 0 E: 0 K: 1 S: 8	H: 1 LOB: 1 BB: 0 P: 12	R: 0 E: 0 K: 1 S: 10	H: 1 LOB: 2 BB: 1 P: 22	R: 0 E: 0 K: 0 S: 5	H: 0 LOB: 0 BB: 0 P: 8	R: 1 E: 0 K: 2 S: 11	H: 1 LOB: 0 BB: 0 P: 17	1B: 5 2B: 1 3B: 0 HR: 1	SF: 0 SAC: 0 DP: 1 HBP: 0	WP: 1 PB: 0 SB: 0 CS: 0	PA: 38
--------------	-------------------------------	----------------------------------	-------------------------------	----------------------------------	-------------------------------	----------------------------------	-------------------------------	----------------------------------	-------------------------------	----------------------------------	------------------------------	----------------------------------	-------------------------------	----------------------------------	------------------------------	---------------------------------	-------------------------------	----------------------------------	----------------------------------	------------------------------------	----------------------------------	--------

PITCHER	IP	WLS	BF	H	R	ER	SO	BB	IBB	HBP	BLK	WP	HR	S	P	ERA	WHIP
Mark Redman, L ERA: 4.56 (1, 1)	5.0	W	22	4	1	1	3	4	0	0	0	1	0	65	116	1.80	1.600
LaTroy Hawkins, R ERA: 3.97 (6, 1)	4.0	S	16	3	1	1	3	1	0	0	0	0	1	34	59	2.25	1.000

BOTTOM

Minnesota Twins @ Cleveland Indians
Jacobs Field, Cleveland, OH
 Fri Jun 30 2000, 7:05 PM EDT
 Att. 43,124 - Sunny - 74 F

livebaseballscorecards.com

AB	33
R	2
H	7
RBI	2
BB	5
SO	6
LOB	18



Batter	1	2	3	4	5	6	7	8	9	10	AB R H RBI BB SO LOB	TOP											
Jay Canizaro, R OBP: 0.332, SLG: 0.408 (1, 4)	0-1 F7		1-0 F8		1-3 K		0-0 1B		1-1 L9		5 0 1 0 0 1 3												
Midre Cummings, L OBP: 0.354, SLG: 0.462 (1, 9)	2-3 K		1-1 F8		3-2 G1-3		0-2 G6-3			4-2 G6-4-3 1B 1B BB	4 1 0 0 1 1 3												
Matt Lawton, L OBP: 0.439, SLG: 0.495 (1, 7)	1-3 K			1-1 E3 F9 S		1-1 F9		2-3 K		0-2 G6-4-3 1-2 1B	5 0 1 0 0 2 0												
Ron Coomer, R OBP: 0.347, SLG: 0.462 (1, 3)		2-1 HR		4-1 S 1-2 BB		0-2 2B 1B		1-1 F9		1-2 G6-4-3 1-2 1B	4 1 2 1 1 0 2												
Corey Koskie, L OBP: 0.401, SLG: 0.443 (1, 5)		0-0 F9		1-3 K		1-0 2B		2-3 K		4-0 S 1B IBB	4 1 1 0 1 2 2												
Butch Huskey, R OBP: 0.316, SLG: 0.363 Denny Hocking, S OBP: 0.370, SLG: 0.428 (1, 10) (9, PH)		1-0 F9		2-2 F9		0-0 G1-3			1-2 F8	3-2 1B	3 0 0 0 0 0 4 2 0 1 2 0 0 0												
Jacque Jones, L OBP: 0.327, SLG: 0.504 (1, 8)		2-3 K		2-2 G4-3		2-3 K			3-2 1B 3B	3-2 G1-3	5 1 1 0 0 2 5												
Marcus Jensen, S OBP: 0.336, SLG: 0.374 David Ortiz, L OBP: 0.349, SLG: 0.400 Chad Moeller, R OBP: 0.345, SLG: 0.296 (1, 2) (9, PH) (9, 2)			0-0 G3		2-0 G1		2-3 K		0-1 G4-3		3 0 0 0 0 1 0 1 0 0 0 0 0 1 0 0 0 0 0 0 0												
Cristian Guzman, S OBP: 0.313, SLG: 0.424 (1, 6)			4-1 E S BB		3-2 S 1B		3-1 L6		1-1 1B		3 0 2 1 1 0 0												
Inning Stats	R: 0 E: 0 K: 2 S: 9	H: 0 LOB: 0 BB: 0 P: 12	R: 1 E: 0 K: 1 S: 7	H: 1 LOB: 0 BB: 0 P: 12	R: 0 E: 0 K: 0 S: 6	H: 0 LOB: 1 BB: 1 P: 11	R: 0 E: 1 K: 1 S: 13	H: 0 LOB: 2 BB: 1 P: 23	R: 0 E: 0 K: 1 S: 13	H: 1 LOB: 1 BB: 0 P: 21	R: 0 E: 0 K: 1 S: 11	H: 2 LOB: 2 BB: 0 P: 15	R: 0 E: 0 K: 2 S: 8	H: 0 LOB: 0 BB: 0 P: 13	R: 1 E: 0 K: 0 S: 14	H: 2 LOB: 1 BB: 0 P: 20	R: 2 E: 0 K: 0 S: 15	H: 2 LOB: 1 BB: 2 P: 29	1B: 6 2B: 1 3B: 1 HR: 1	SF: 0 SAC: 0 DP: 1 HBP: 0	WP: 0 PB: 0 SB: 5 CS: 0	PA: 43	
PITCHER	IP WLS BF H R ER SO BB IBB HBP BLK WP HR S P ERA WHIP																						
Dave Burba, R ERA: 5.4 (1, 1)	7.0		5	1	1	7	2	0	0	0	0	0	0	0	1.29	1.000							
Paul Shuey, R ERA: 2.7 (8, 1)	1.0	H	3	0	0	2	0	0	0	0	0	0	0	8	13	0.00	0.000						
Steve Karsay, R ERA: 3.29 (9, 1)	1.2	L	10	4	3	0	1	1	0	0	0	0	0	26	44	16.20	3.000						
Andrew Lorraine, L ERA: 6.1 (10, 1)	0.1		1	0	0	0	0	0	0	0	0	0	0	3	5	0.00	0.000						

Minnesota Twins @ Cleveland Indians
 Jacobs Field, Cleveland, OH
 Sat Jul 01 2000, 7:05 PM EDT
 Att: 43,185 - Cloudy - 78 F

livebaseballscorecards.com



Batter	1	2	3	4	5	6	7	8	9	10	AB R H RBI BB SO LOB
Roberto Alomar, S OBP: 0.342, SLG: 0.430 (1, 4)	1-1 F8	4-1 BB		0-1 F7		1-1 F7			1-2 F8		4 0 0 0 1 0 2
Enrique Wilson, S OBP: 0.375, SLG: 0.486 (1, 5)	0-2 G3-1 2B	0-0 G3-1		1-3 K			0-1 B5-3			2-2 G3	5 0 1 0 0 1 3
Ricky Ledee, L OBP: 0.336, SLG: 0.432 (1, 9)	2-1 G3-1 2-3		1-0 1B		1-2 F7		0-1 G4-3			2-1 HR	5 1 2 1 0 0 1
Jim Thome, L OBP: 0.365, SLG: 0.576 (1, 3)	3-3 K		1-0 F8		4-2 BB		2-3 K			0-3 K	4 0 0 0 1 3 2
Sandy Alomar Jr., R OBP: 0.358, SLG: 0.445 (1, 2)		1-3 K		1-3 K		2-2 F9		1-2 F9		2-3 K	5 0 0 0 0 3 2
Russell Branyan, L OBP: 0.354, SLG: 0.642 (1, 10)		1-0 2B HBP		1-0 FC6-4 1B		3-3 K		1-1 G4-3			3 1 1 0 0 1 1
Richie Sexson, R OBP: 0.308, SLG: 0.450 (1, 7)		0-1 F9		1-2 FC6-4 1-2f			0-0 G6-3		1-3 K		4 0 0 0 0 1 3
Kenny Lofton, L OBP: 0.331, SLG: 0.386 (1, 8)		0-1 1B 2B		1-1 1B		2-2 G6-3		2-3 K			4 1 2 1 0 1 0
Omar Vizquel, S OBP: 0.346, SLG: 0.354 (1, 6)		3-1 BB 1B		0-0 F8		1-2 2B		2-2 F7			4 0 2 1 0 0 1

Inning Stats	R: 0	H: 1	E: 0	K: 1	S: 11	R: 2	H: 2	E: 0	K: 1	S: 11	R: 0	H: 2	E: 0	K: 1	S: 11	R: 0	H: 1	E: 0	K: 1	S: 8	R: 0	H: 0	E: 0	K: 1	S: 14	R: 0	H: 1	E: 0	K: 0	S: 11	R: 0	H: 0	E: 0	K: 1	S: 7	R: 0	H: 0	E: 0	K: 1	S: 10	R: 0	H: 0	E: 0	K: 1	S: 9	R: 1	H: 1	E: 0	K: 2	S: 12	1B: 4	2B: 3	3B: 0	HR: 1	SF: 0	SAC: 0	DP: 0	HBP: 1	WP: 0	PA: 41
--------------	------	------	------	------	-------	------	------	------	------	-------	------	------	------	------	-------	------	------	------	------	------	------	------	------	------	-------	------	------	------	------	-------	------	------	------	------	------	------	------	------	------	-------	------	------	------	------	------	------	------	------	------	-------	-------	-------	-------	-------	-------	--------	-------	--------	-------	--------

PITCHER	IP	WLS	BF	H	R	ER	SO	BB	IBB	HBP	BLK	WP	HR	S	P	ERA	WHIP
Brad Radke, R ERA: 3.95 (1, 1)	8.0		34	7	2	2	7	2	0	1	0	0	0	83	123	2.25	1.125
Eddie Guardado, L ERA: 3.38 (9, 1)	1.2	W	6	1	1	1	2	0	0	0	0	0	1	18	27	5.40	0.600
Bob Wells, R ERA: 3.54 (10, 1)	0.1	S	1	0	0	0	1	0	0	0	0	0	0	3	5	0.00	0.000

MINNESOTA TWINS @ CLEVELAND INDIANS
JACOBS FIELD, CLEVELAND, OH
 Sat Jul 01 2000, 7:05 PM EDT
 Att. 43,185 - Cloudy - 78 F

livebaseballscorecards.com

AB	38
R	3
H	8
RBI	3
BB	2
SO	10
LOB	15



Batter	1	2	3	4	5	6	7	8	9	AB R H RBI BB SO LOB	TOP											
Jay Canizaro, R (1, 4) OBP: 0.330, SLG: 0.410	0-3 K		2-2 G5-3			0-0 1B 2B	0-1 G5-3			4 1 1 0 0 1 2												
Denny Hocking, S (1, 8) OBP: 0.362, SLG: 0.418	2-2 G6-3			3-3 K		1-3 K		1-2 G4-3		4 0 0 0 0 2 1												
Midre Cummings, L (1, 9) OBP: 0.350, SLG: 0.455	2-1 G4-3			0-3 K		1-1 1B 2H 1B		0-1 F7		4 0 1 1 0 1 0												
Ron Coomer, R (1, 3) OBP: 0.343, SLG: 0.456		0-0 G4-3		0-2 G4-3		1-0 F9		2-2 G5-3		4 0 0 0 0 0 1												
Butch Huskey, R (1, 10) OBP: 0.315, SLG: 0.361		1-3 K			1-1 P4	2-2 1B		3-2 F9		4 0 1 0 0 1 0												
Matt Lawton, L (1, 7) OBP: 0.434, SLG: 0.488		3-1 G4-3			1-3 K	1-1 G5-3		2-1 F8		4 0 0 0 0 1 2												
Chad Moeller, R (1, 2) OBP: 0.333, SLG: 0.290			3-1 F8		1-0 BB 1B		1-0 F8		0-1 G6-3	4 0 1 0 0 0 0												
Jason Maxwell, R (1, 5) OBP: 0.316, SLG: 0.338			2-2 G4-3 1B		4-2 BB 1B		1-1 BB 1B			2 0 2 0 1 0 0												
Cristian Guzman, S (1, 6) OBP: 0.310, SLG: 0.420			1-0 G4-3		1-1 L4		0-0 P4			3 0 0 0 0 0 4												
Inning Stats	R: 0 E: 0 K: 1 S: 8	H: 0 LOB: 0 BB: 0 P: 12	R: 0 E: 0 K: 1 S: 7	H: 0 LOB: 0 BB: 0 P: 11	R: 0 E: 0 K: 0 S: 9	H: 1 LOB: 1 BB: 0 P: 17	R: 0 E: 0 K: 2 S: 9	H: 0 LOB: 0 BB: 0 P: 12	R: 0 E: 0 K: 1 S: 10	H: 1 LOB: 2 BB: 1 P: 18	R: 1 E: 0 K: 1 S: 12	H: 3 LOB: 2 BB: 0 P: 18	R: 0 E: 0 K: 0 S: 6	H: 1 LOB: 1 BB: 0 P: 8	R: 0 E: 0 K: 0 S: 8	H: 0 LOB: 0 BB: 0 P: 11	R: 0 E: 0 K: 0 S: 8	H: 0 LOB: 0 BB: 0 P: 13	1B: 5 2B: 1 3B: 0 HR: 0	SF: 0 SAC: 0 DP: 0 HBP: 0	WP: 0 PB: 0 SB: 0 CS: 0	PA: 34
PITCHER	IP WLS BF H R ER SO BB IBB HBP BLK WP HR S P ERA WHIP																					
Chuck Finley, L (1, 1) ERA: 3.82	7.0 W 28 6 1 1 6 1 0 0 0 0 0 0 61 96 1.29 1.000																					
Justin Speier, R (8, 1) ERA: 1.44	2.0 6 0 0 0 0 0 0 0 0 0 0 0 16 24 0.00 0.000																					

Minnesota Twins @ Cleveland Indians
 Jacobs Field, Cleveland, OH
 Sun Jul 02 2000, 1:05 PM EDT
 Att. 43,181 - Cloudy - 82 F

livebaseballscorecards.com

AB	33
R	1
H	6
RBI	1
BB	1
SO	6
LOB	10



Batter	1	2	3	4	5	6	7	8	9
Roberto Alomar, S (1, 4) OBP: 0.343, SLG: 0.429	1-1 1B 1B	3-2 G1-6-3 1-2f		0-2 F8		0-0 L4		3-2 1B	
Omar Vizquel, S (1, 6) OBP: 0.348, SLG: 0.356	2-1 1B SF9	1-1 E4		0-1 L7		2-1 1B 2-H 3-H		0-2 F8	
Jobert Cabrera, R (7, 6) OBP: 0.271, SLG: 0.280									
Ricky Ledee, L (1, 9) OBP: 0.335, SLG: 0.429	0-0 1B 1-3 3-H		1-1 G3	3-2		2-1 F8			
Jim Thome, L (1, 3) OBP: 0.367, SLG: 0.576	1-2 SF9 3-H		4-0 1B BB		1-1 G3-1		2-1 G6-3 1B		
Richie Sexson, R (1, 7) OBP: 0.314, SLG: 0.451	1-1 1B 1-3		4-2 1B BB		4-1 G5-4-3 BB		1-2 G6-3		
Enrique Wilson, S (1, 5) OBP: 0.379, SLG: 0.486	0-1 1B 1-2 3-H		0-0 1B 1-3 2-H		1-0 G5-4-3 1-2f		2-3 K		
Russell Branyan, L (1, 10) OBP: 0.354, SLG: 0.623	2-2 F8		0-0 P6		4-2 SH3-4 1B BB		1-2 F8		
Alex Ramirez, R (7, PH) OBP: 0.301, SLG: 0.461									
Kenny Lofton, L (1, 8) OBP: 0.333, SLG: 0.385	2-2 F7		0-0 1B 1-2 3-H		4-0 SH3-4 1B BB		0-0 G3-1		
Einar Diaz, R (1, 2) OBP: 0.327, SLG: 0.399		2-1 G1-6-3 1B	3-1 G4-3		2-1 SH3-4		1-3 K		

AB	R	H	RBI	BB	SO	LOB
5	1	2	0	0	0	3
4	1	2	2	0	0	0
1	0	0	0	0	0	1
4	1	1	1	0	0	1
2	1	1	1	1	0	0
2	1	1	0	2	0	1
4	0	2	2	0	1	2
2	1	0	0	1	0	4
1	0	0	0	0	0	1
3	1	1	1	1	0	2
3	0	1	0	0	1	2

WP	PA
0	38


Inning Stats	R	H	E	K	S	L	LOB	BB	P	1B	SF	3B	HR
Inning Stats	3	5	0	20	29		2	9		11	1	0	0
Inning Stats	0	1	1	7	13		2	9		2	0	0	0
Inning Stats	2	2	0	8	21		0	10		0	0	0	0
Inning Stats	0	0	0	4	10		0	10		0	0	0	0
Inning Stats	0	1	0	9	23		2	18		1	2	0	0
Inning Stats	0	1	0	10	14		0	18		1	0	0	0

PITCHER	IP	WLS	BF	H	R	ER	SO	BB	IBB	HBP	BLK	WP	HR	S	P	ERA	WHIP
Joe Mays, R (1, 1) ERA: 5.63	3.0		18	8	5	5	0	2	0	0	0	0	0	36	63	15.00	3.333
Johan Santana, L (4, 1) ERA: 7.31	2.1		9	0	2	2	1	3	0	0	0	0	0	16	34	7.71	1.286
Travis Miller, L (6, 1) ERA: 2.63	1.2		7	2	0	0	1	0	0	0	0	0	0	17	27	0.00	1.200
Hector Carrasco, R (8, 1) ERA: 4.85	1.0		4	1	0	0	1	0	0	0	0	0	0	10	14	0.00	1.000

Minnesota Twins @ Cleveland Indians
Jacobs Field, Cleveland, OH
 Sun Jul 02 2000, 1:05 PM EDT
 Att: 43,181 - Cloudy - 82 F

livebaseballscores.com

AB 31
R 7
H 11
RBI 7
BB 5
SO 2
LOB 17



Batter	1	2	3	4	5	6	7	8	9	AB R H RBI BB SO LOB	TOP											
Shannon Stewart, R (1, 7) OBP: 0.370, SLG: 0.566	0-3 K		0-0 HR		0-0 L7		2-1 F9			4 1 1 2 0 1 1												
Homer Bush, R (1, 4) OBP: 0.244, SLG: 0.224	1-3 K		2-0 G5-3		2-0 G6-4-3			0-0 F9 G2-3 1B		4 0 1 0 0 1 1												
Raul Mondesi, R (1, 9) OBP: 0.330, SLG: 0.528	1-3 K		3-2 G6-3			0-3 K		1-1 G2-3		4 0 0 0 0 2 1												
Carlos Delgado, L (1, 3) OBP: 0.463, SLG: 0.704		2-3 K		4-2 1B BB		4-1 2B BB		2-0 F9		2 1 0 0 2 1 1												
Brad Fullmer, L (1, 10) OBP: 0.363, SLG: 0.551		2-3 K		2-0 1B 1-2 1B		1-0 F8		3-2 G1-3		4 0 1 0 0 1 2												
Tony Batista, R (1, 5) OBP: 0.325, SLG: 0.580		3-2 HR		1-2 P4		0-1 2B 1-H		1-2 1B		4 1 3 2 0 0 2												
Darrin Fletcher, L (1, 2) OBP: 0.361, SLG: 0.556		0-0 P6		3-2 1B 1-3 2-H		0-1 G5-3		0-3 K		4 0 1 0 0 1 2												
José Cruz Jr., S (1, 8) OBP: 0.316, SLG: 0.464			3-1 SH1-4 HR 2B		2-1 G4-3		2-1 G4-3		1-3 K	4 1 1 0 0 1 3												
Chris Woodward, R (1, 6) OBP: 0.260, SLG: 0.386			1-0 SH1-4			0-2 G6-4-3 1B		1-3 K		2 0 1 0 0 1 0												
Todd Greene, R (9, PH) OBP: 0.333, SLG: 0.533								2-0 G4-3		1 0 0 0 0 0 1												
Inning Stats	R: 0 E: 0 K: 3 S: 13	H: 0 LOB: 0 BB: 0 P: 15	R: 1 E: 0 K: 2 S: 10	H: 1 LOB: 0 BB: 0 P: 17	R: 2 E: 0 K: 0 S: 10	H: 2 LOB: 0 BB: 0 P: 19	R: 0 E: 0 K: 0 S: 11	H: 2 LOB: 2 BB: 1 P: 23	R: 0 E: 0 K: 1 S: 8	H: 1 LOB: 0 BB: 0 P: 10	R: 1 E: 0 K: 1 S: 10	H: 1 LOB: 1 BB: 1 P: 15	R: 0 E: 0 K: 1 S: 7	H: 0 LOB: 0 BB: 0 P: 12	R: 0 E: 0 K: 0 S: 9	H: 1 LOB: 1 BB: 0 P: 15	R: 0 E: 0 K: 2 S: 10	H: 1 LOB: 1 BB: 0 P: 14	1B: 5 2B: 2 3B: 0 HR: 2	SF: 0 SAC: 1 DP: 1 HBP: 0	WP: 0 PB: 0 SB: 0 CS: 0	PA: 36
PITCHER	IP WLS BF H R ER SO BB IBB HBP BLK WP HR S P ERA WHIP																					
Bartolo Colon, R (1, 1) ERA: 4.48	7.0 W 28 7 4 4 7 2 0 0 0 0 0 2 69 111 5.14 1.286																					
Paul Shuey, R (8, 1) ERA: 2.59	1.0 4 1 0 0 0 0 0 0 0 0 0 0 9 15 0.00 1.000																					
Steve Karsay, R (9, 1) ERA: 3.2	1.0 4 1 0 0 2 0 0 0 0 0 0 0 10 14 0.00 1.000																					

Toronto Blue Jays @ Cleveland Indians
 Jacobs Field, Cleveland, OH
 Tue Jul 04 2000, 1:05 PM EDT
 Att. 43,222 - Cloudy - 70 F

livebaseballscorecards.com

AB	33
R	4
H	9
RBI	4
BB	2
SO	9
LOB	14



Batter	1	2	3	4	5	6	7	8	9	AB R H RBI BB SO LOB	TOP																
Shannon Stewart, R (1, 7) OBP: 0.373, SLG: 0.563	1-0 BB BB 1B	4-1 1B FC6-4 BB	1-1 F8		1-1 G4-3 WP 1B		1-3 K		1-2 G5-4-3 1-2f 2-3	5 3 2 0 1 1 4																	
Alex Gonzalez, R (1, 6) OBP: 0.309, SLG: 0.383	4-1 BB 1B	2-1 FC6-4 1B	0-1 G4-3		2-1 G4-3		0-0 F8		2-3 K	5 1 1 2 1 1 4																	
Raul Mondesi, R (1, 9) OBP: 0.328, SLG: 0.523	1-1 F7	0-1 FC6-4 CS 1-2f 3-H		3-1 G1-4-3	0-2 1B 1B		0-3 K			5 0 1 1 0 1 3																	
Carlos Delgado, L (1, 3) OBP: 0.468, SLG: 0.703	4-0 BB 1B 1-2 2-3	4-1 1B 1-2 BB		4-1 E BB SF7 BB	1-0 G6-4-3 1B		2-2 P6			2 1 1 1 3 0 0																	
Brad Fullmer, L (1, 10) OBP: 0.367, SLG: 0.550	2-2 BB 1-2 2-H 3-H	0-0 1B		4-2 E BB	2-1 G6-4-3 1-2f		2-2 F5			4 0 2 2 1 0 2																	
Tony Batista, R (1, 5) OBP: 0.323, SLG: 0.577	0-0 F7	1-2 F9		0-1 E5 1-2 2-3		0-0 G5-3		2-1 2B		5 0 1 0 0 0 6																	
Darrin Fletcher, L (1, 2) OBP: 0.362, SLG: 0.552	4-1 1-2 2-3 BB		1-0 G6-3	0-1 SF7 3-H		0-1 1B		2-1 G3-1		3 0 1 1 1 0 1																	
José Cruz Jr., S (1, 8) OBP: 0.317, SLG: 0.464	2-2 G1-3		0-0 2B	2-2 P6		0-3 K		4-1 G5-4-3 1B BB		4 0 1 0 1 1 6																	
Homer Bush, R (1, 4) OBP: 0.255, SLG: 0.230		4-1 S 1B BB	4-2 BB		1-2 WP 1B G4-3 1B		0-0 B2-3		0-1 G5-4-3 1B	3 2 2 0 2 0 1																	
Inning Stats	R: 2 E: 0 K: 0 S: 13	H: 2 LOB: 3 BB: 3 P: 31	R: 2 E: 0 K: 0 S: 11	H: 2 LOB: 2 BB: 3 P: 26	R: 0 E: 0 K: 0 S: 8	H: 1 LOB: 2 BB: 1 P: 14	R: 1 E: 1 K: 0 S: 13	H: 0 LOB: 2 BB: 2 P: 26	R: 2 E: 0 K: 0 S: 14	H: 4 LOB: 1 BB: 0 P: 21	R: 0 E: 0 K: 1 S: 7	H: 1 LOB: 1 BB: 0 P: 7	R: 0 E: 0 K: 2 S: 7	H: 0 LOB: 0 BB: 0 P: 8	R: 0 E: 0 K: 0 S: 11	H: 1 LOB: 1 BB: 0 P: 19	R: 0 E: 0 K: 1 S: 9	H: 1 LOB: 1 BB: 1 P: 16	1B: 10 2B: 2 3B: 0 HR: 0	SF: 1 SAC: 0 DP: 2 HBP: 0	WP: 1 PA: 47 PB: 0 SB: 1 CS: 1						
PITCHER	IP WLS BF H R ER SO BB IBB HBP BLK WP HR S P ERA WHIP																										
Jim Brower, R (1, 1) ERA: 5.52	1.2		13	3	4	4	0	6	0	0	0	0	0	20	52	21.60	5.400										
Brian Williams, R (2, 1) ERA: 7.23	2.2		17	5	3	2	0	3	0	0	0	1	0	36	60	6.75	3.000										
Jamie Brewington, R (5, 1) ERA: 2.3	2.2	W	9	2	0	0	3	0	0	0	0	0	0	17	21	0.00	0.750										
Andrew Lorraine, L (8, 1) ERA: 5.95	1.0		4	1	0	0	0	0	0	0	0	0	0	11	19	0.00	1.000										
Steve Reed, R (9, 1) ERA: 5.74	1.0		4	1	0	0	1	1	0	0	0	0	0	9	16	0.00	2.000										

Toronto Blue Jays @ Cleveland Indians
 Jacobs Field, Cleveland, OH
 Wed Jul 05 2000, 7:05 PM EDT
 Att. 43,141 - Sunny - 76 F

AB	36
R	7
H	12
RBI	7
BB	10
SO	4
LOB	27



Batter	1	2	3	4	5	6	7	8	9
Roberto Alomar, S OBP: 0.339, SLG: 0.425 Jolbert Cabrera, R OBP: 0.271, SLG: 0.280	0-0 G6-3		1-3 K	0-2 F5	0-0 G5-3		1-0 1B 2B 1B		
Omar Vizquel, S OBP: 0.347, SLG: 0.355	1-1 F8		2-2 G5-3		0-0 F9		2-2 F8		
Ricky Ledee, L OBP: 0.337, SLG: 0.422	4-2 BB			2-1 1B 1B	3-1 G3	2-2 F7	0-0 2B 1B		
Jim Thome, L OBP: 0.376, SLG: 0.576	3-3 K			4-2 1B 1B	3-1 1B HR	4-2 BB G4-6-3	1-2 2B		
Travis Fryman, R OBP: 0.406, SLG: 0.543		0-3 K		0-1 1B G4-3	0-0 1B HR	2-2 G4-6-3	2-2 F9		
Russell Bryan, L OBP: 0.391, SLG: 0.740		2-3 K		0-0 1B SF7	0-0 HR		1-1 1B 1B	4-2 BB	
Sandy Alomar Jr., R OBP: 0.363, SLG: 0.445		0-0 G4-3		1-1 1B G4-3	0-2 1B 3B		2-1 1B 1B	1-3 K	
Kenny Lofton, L OBP: 0.344, SLG: 0.405			1-1 1B	3-1 1B SF7	1-2 1B 3B		2-3 K	4-2 BB G5-4-3	
Alex Ramirez, R OBP: 0.316, SLG: 0.462			2-3 K	3-1 1B	0-1 1B G5-3		4-2 1B BB	1-0 G5-4-3	

Inning Stats	R: 0	H: 0	E: 0	K: 1	S: 9	R: 0	H: 0	E: 0	K: 2	S: 9	R: 0	H: 1	E: 0	K: 2	S: 11	R: 4	H: 4	E: 0	K: 0	S: 16	R: 6	H: 6	E: 0	K: 0	S: 22	R: 0	H: 0	E: 0	K: 1	S: 25	R: 0	H: 0	E: 0	K: 1	S: 9	R: 5	H: 5	E: 0	K: 1	S: 25	R: 0	H: 0	E: 0	K: 1	S: 9
	LOB: 1	BB: 1	P: 17	LOB: 0	BB: 0	P: 11	LOB: 1	BB: 0	P: 17	LOB: 4	BB: 1	P: 29	LOB: 1	BB: 1	P: 35	LOB: 0	BB: 0	P: 17	LOB: 1	BB: 1	LOB: 1	BB: 1	P: 40	LOB: 1	BB: 2	P: 19	LOB: 1	BB: 2	P: 19	LOB: 0	BB: 1	P: 17	LOB: 1	BB: 1	P: 40	LOB: 0	BB: 1	P: 17	LOB: 1	BB: 2	P: 19				

PITCHER	IP	WLS	BF	H	R	ER	SO	BB	IBB	HBP	BLK	WP	HR	S	P	ERA	WHIP
32 Roy Halladay, R ERA: 11.68	4.1		22	6	6	6	5	3	0	0	0	2	0	50	89	12.46	2.077
Paul Quantrill, R ERA: 4.59	2.0	L	14	7	7	7	1	2	0	0	0	0	1	39	59	31.50	4.500
Matt DeWitt, R ERA: 7.5	1.2		9	3	2	2	1	2	0	0	0	0	0	21	37	10.80	3.000

BOTTOM

Toronto Blue Jays @ Cleveland Indians
Jacobs Field, Cleveland, OH

Wed Jul 05 2000, 7:05 PM EDT
Att: 43,141 - Sunny - 76 F

AB	37
R	15
H	16
RBI	14
BB	7
SO	7
LOB	18

WP: 2 PA: 45
PB: 1 SB: 0
CS: 0



1B	2B	3B	HR	SF	SAC	DP	HBP	WP	HR	S	P	ERA	WHIP
13	1	1	1	1	0	2	0	2	1	1	1	10.80	3.000

Batter	1	2	3	4	5	6	7	8	9	AB R H RBI BB SO LOB	TOP		
Shannon Stewart, R (1, 7) OBP: 0.379, SLG: 0.567	1-1 FC6-4 1B		3-2 2B 1B 1B	0-0 FC6-4 1B		2-2 S 2B 1B	0-0 SF8		1-2 F8	5 2 4 2 0 0 0			
Alex Gonzalez, R (1, 6) OBP: 0.306, SLG: 0.378 Marty Cordova, R (6, PH) OBP: 0.331, SLG: 0.355 Chris Woodward, R (6, 6) OBP: 0.253, SLG: 0.375	2-2 FC6-4 BB 1-2f		1-3 K	2-3 K		0-0 P4	2-3 K		2-2 G5-3	3 0 0 0 0 2 6 1 0 0 0 0 0 1 2 0 0 0 0 0 1 2			
Raul Mondesi, R (1, 9) OBP: 0.332, SLG: 0.526	3-3 K		0-0 1B 2B	2-2 FC6-4 1-2f		4-0 2B BB		0-0 G3 1B 1B		4 3 2 1 1 1 4			
Carlos Delgado, L (1, 3) OBP: 0.472, SLG: 0.710	4-2 BB		2-0 G4-6-3 1B		3-2 2B	2-0 2B		1-1 G3		4 0 3 4 1 0 1			
Brad Fullmer, L (1, 10) OBP: 0.364, SLG: 0.543	2-2 G4-3		2-1 G4-6-3		0-0 F7	0-0 F8		1-2 FC5-4 1B		5 0 1 1 0 0 5			
Tony Batista, R (1, 5) OBP: 0.324, SLG: 0.578		1-3 K		1-0 BB 1B 1B		0-0 F5		1-1 PB SF8 2B		5 2 2 0 0 1 2			
Darrin Fletcher, L (1, 2) OBP: 0.368, SLG: 0.548		0-0 P6		3-1 1B BB 1B		4-1 BB		1-2 BB HBP		3 0 1 0 1 0 1			
José Cruz Jr., S (1, 8) OBP: 0.318, SLG: 0.470		0-0 G4-3		4-1 1B BB		0-0 F8		2-3 K		4 1 1 1 1 1 4			
Homer Bush, R (1, 4) OBP: 0.258, SLG: 0.230		2-2 1B 2B 1B		1-3 K		0-0 G5-3		4-2 BB		4 1 1 0 1 1 3			
Inning Stats	R: 0 H: 1 E: 0 LOB: 2 K: 1 BB: 1 S: 15 P: 27	R: 0 H: 0 E: 0 LOB: 0 K: 1 BB: 0 S: 5 P: 6	R: 3 H: 4 E: 0 LOB: 0 K: 1 BB: 0 S: 13 P: 23	R: 1 H: 3 E: 0 LOB: 3 K: 2 BB: 1 S: 16 P: 29	R: 0 H: 1 E: 0 LOB: 2 K: 0 BB: 1 S: 7 P: 14	R: 2 H: 2 E: 0 LOB: 1 K: 0 BB: 1 S: 7 P: 15	R: 1 H: 1 E: 0 LOB: 2 K: 2 BB: 1 S: 22 P: 32	R: 1 H: 2 E: 0 LOB: 1 K: 0 BB: 0 S: 9 P: 14	R: 1 H: 1 E: 0 LOB: 0 K: 0 BB: 0 S: 14 P: 21	1B: 10 SF: 1 2B: 4 SAC: 0 3B: 0 DP: 1 HR: 1 HBP: 1	WP: 0 PA: 47 PB: 1 SB: 1 CS: 0		
PITCHER	IP WLS BF H R ER SO BB IBB HBP BLK WP HR S P ERA WHIP											PITCHER	IP WLS BF H R ER SO BB IBB HBP BLK WP HR S P ERA WHIP
Dave Burba, R (1, 1) ERA: 5.63	5.2 L 30 10 6 6 5 4 0 0 0 0 0 0 61 110 9.53 2.471												
Andrew Lorraine, L (6, 1) ERA: 5.9	0.1 2 1 0 0 0 0 0 0 0 0 0 0 2 4 0.00 3.000												
Justin Speier, R (7, 1) ERA: 2.0	2.0 11 3 2 2 2 1 0 1 0 0 0 0 31 46 9.00 2.000												
Steve Reed, R (9, 1) ERA: 5.86	1.0 4 1 1 1 1 0 0 0 0 0 0 0 1 14 9.00 1.000												

Toronto Blue Jays @ Cleveland Indians
 Jacobs Field, Cleveland, OH
 Thu Jul 06 2000, 7:05 PM EDT
 Att. 43,237 - Overcast - 72 F

AB	40
R	9
H	15
RBI	9
BB	5
SO	7
LOB	29



BOTTOM

Toronto Blue Jays @ Cleveland Indians
Jacobs Field, Cleveland, OH
Thu Jul 06 2000, 7:05 PM EDT
Att. 43,237 - Overcast - 72 F

livebaseballscorecards.com

AB 42
R 6
H 15
RBI 6
BB 3
SO 8
LOB 17



WP: 0 PA: 45
PB: 0
SB: 2
CS: 0

AB R H RBI BB SO LOB

5 0 0 0 0 1 2

5 1 3 0 0 0 0

4 1 2 1 1 0 1

4 1 2 1 1 1 3

5 0 1 1 0 3 3

2 0 0 0 1 0 1

2 1 1 1 0 1 2

5 0 2 0 0 1 2

5 1 2 0 0 0 1

5 1 2 2 0 1 2

1B: 9 SF: 0
2B: 3 SAC: 0
3B: 1 DP: 0
HR: 2 HBP: 0

Batter	1	2	3	4	5	6	7	8	9
Roberto Alomar, S (1, 4) OBP: 0.334, SLG: 0.418	3-3 K		0-1 F8	0-2 G4-3		2-2 P4	1-1 F6		
Omar Vizquel, S (1, 6) OBP: 0.350, SLG: 0.359	2-1 G5-3		0-2 2B		0-1 G6-3	0-0 S		0-1 S BB	
Ricky Ledee, L (1, 7) OBP: 0.343, SLG: 0.428	2-1 1B		2-1 2B		1-0 F9	4-2 BB		2-0 F7	
Jim Thome, L (1, 3) OBP: 0.380, SLG: 0.582	0-3 K		0-1 2B		0-0 1B	1-1 G3		4-2 BB	
Travis Fryman, R (1, 5) OBP: 0.402, SLG: 0.537		2-3 K	2-3 K		2-2 1B		1-3 K	3-2 F9	
Russell Bryan, L (1, 10) OBP: 0.389, SLG: 0.722		3-1 F7	4-1 BB		2-0 F8		1-1 HR	1-3 K	
Richie Sexson, R (7, PH) OBP: 0.310, SLG: 0.454									
Sandy Alomar Jr., R (1, 2) OBP: 0.364, SLG: 0.444		1-1 FC6-4	2-3 K			0-1 L9	1-0 1B		1-2 G4-3
Kenny Lofton, L (1, 8) OBP: 0.345, SLG: 0.414		0-0 FC6-4		2-2 P6		3-2 HR	1-0 F8		2-0 G5-3
Alex Ramirez, R (1, 9) OBP: 0.320, SLG: 0.490		1-0 FC6-4		0-2 G5-3		1-0 HR	3-0 1B		2-3 K

Inning Stats	R: 0	H: 1	E: 0	K: 2	S: 10	H: 1	LOB: 1	BB: 0	P: 17	R: 2	H: 3	E: 0	K: 2	S: 19	R: 0	H: 0	E: 0	K: 0	S: 9	R: 1	H: 2	E: 0	K: 0	S: 8	R: 2	H: 3	E: 0	K: 0	S: 16	R: 1	H: 3	E: 0	K: 1	S: 10	R: 0	H: 1	E: 0	K: 1	S: 15	R: 0	H: 0	E: 0	K: 1	S: 8	R: 0	H: 0	E: 0	K: 1	S: 8	1B: 9	SF: 0	2B: 3	SAC: 0	3B: 1	DP: 0	HR: 2	HBP: 0	WP: 0	PA: 45
--------------	------	------	------	------	-------	------	--------	-------	-------	------	------	------	------	-------	------	------	------	------	------	------	------	------	------	------	------	------	------	------	-------	------	------	------	------	-------	------	------	------	------	-------	------	------	------	------	------	------	------	------	------	------	-------	-------	-------	--------	-------	-------	-------	--------	-------	--------

PITCHER	IP	WLS	BF	H	R	ER	SO	BB	IBB	HBP	BLK	WP	HR	S	P	ERA	WHIP
Chris Carpenter, R (1, 1) ERA: 6.13	5.2	W	29	11	5	5	5	1	0	0	0	0	1	67	104	7.94	2.118
Pedro Borbon, L (6, 1) ERA: 4.28	0.2	H	3	0	0	0	1	1	0	0	0	0	0	8	14	0.00	1.500
John Frascatore, R (7, 1) ERA: 7.32	0.2	H	5	3	1	1	0	0	0	0	0	0	1	7	14	13.50	4.500
Billy Koch, R (8, 1) ERA: 2.86	2.0	S	8	1	0	0	2	1	0	0	0	0	0	23	38	0.00	1.000

Batter	1	2	3	4	5	6	7	8	9	AB R H RBI BB SO LOB	TOP									
Roberto Alomar, S (1, 4) OBP: 0.335, SLG: 0.416	1-2 F8		4-2 BB BB		0-1 G4-3		0-3 K		1-2 DI 2B 1B	4 1 1 0 1 1 0										
Omar Vizquel, S (1, 6) OBP: 0.349, SLG: 0.358 Jim Thome, L (9, PH) OBP: 0.379, SLG: 0.580	1-2 P6		0-3 K		1-2 1B 1B		1-2 F5		0-1 F7	4 0 1 0 0 1 2 1 0 0 0 0 0 1										
Travis Fryman, R (1, 5) OBP: 0.412, SLG: 0.541	0-0 1B		4-1 BB BB		1-0 1B 1-2 1B		4-0 BB		4-0 2B BB	2 0 2 0 3 0 0										
Richie Sexson, R (1, 3) OBP: 0.307, SLG: 0.447 Russell Branyan, L (9, PH) OBP: 0.396, SLG: 0.738	3-2 G5-3		2-3 K		0-3 K		1-3 K		2-2 2B 1-H 2-H	4 0 0 0 0 3 7 1 0 1 1 0 0 0										
Sandy Alomar Jr., R (1, 2) OBP: 0.356, SLG: 0.433				0-0 P4	1-1 G3-1			0-1 G4-3		4 0 0 0 0 1 2										
Ricky Ledee, L (1, 7) OBP: 0.337, SLG: 0.420				1-2 G4-3		1-0 F8		0-1 E3 WP		4 0 0 0 0 0 0										
Alex Ramirez, R (1, 9) OBP: 0.327, SLG: 0.510				1-1 2B		0-2 2B		3-2 F8		4 0 2 0 0 0 1										
Kenny Lofton, L (1, 8) OBP: 0.348, SLG: 0.413				4-0 IBB		3-2 F8		1-2 G6-3		3 0 1 0 1 0 2										
Chuck Finley, L (1, 1) Paul Shuey, R (8, 1) Enrique Wilson, S (9, PH) OBP: 0.369, SLG: 0.465				0-0 L4		1-0 G4-3			2-2 G5-3	3 0 0 0 0 1 4 0 0 0 0 0 0 0 1 0 0 0 0 0 0										
Inning Stats	R: 0 E: 0 K: 0 S: 12	H: 1 LOB: 1 BB: 0 P: 17	R: 0 E: 0 K: 1 S: 6	H: 0 LOB: 0 BB: 0 P: 9	R: 0 E: 0 K: 3 S: 24	H: 1 LOB: 3 BB: 2 P: 36	R: 0 E: 0 K: 0 S: 7	H: 1 LOB: 2 BB: 1 P: 13	R: 0 E: 0 K: 1 S: 11	H: 2 LOB: 2 BB: 0 P: 14	R: 0 E: 0 K: 2 S: 10	H: 0 LOB: 1 BB: 1 P: 16	R: 0 E: 1 K: 0 S: 14	H: 0 LOB: 1 BB: 0 P: 18	R: 1 E: 0 K: 0 S: 11	H: 2 LOB: 2 BB: 1 P: 20	1B: 5 2B: 3 3B: 0 HR: 0	SF: 0 SAC: 0 DP: 0 HBP: 0	WP: 1 PB: 0 SB: 0 CS: 0	PA: 40
PITCHER	IP WLS BF H R ER SO BB IBB HBP BLK WP HR S P ERA WHIP																			
Denny Neagle, L (1, 1) ERA: 3.52	8.0 W 35 6 0 0 7 3 1 0 0 1 0 93 137 0.00 1.125																			
Danny Graves, R (9, 1) ERA: 2.03	1.0 S 5 2 1 1 0 1 0 0 0 0 0 0 11 20 9.00 3.000																			

Cleveland Indians @ Cincinnati Reds
Cinergy Field, Cincinnati, OH
Fri Jul 07 2000, 7:35 PM EDT
Att. 53,509 - Sunny - 77 F

livebaseballscorecards.com

AB	35
R	1
H	8
RBI	1
BB	5
SO	7
LOB	19



Batter	1	2	3	4	5	6	7	8	9	AB	R	H	RBI	BB	SO	LOB
Chris Stynes, R (1, 5) OBP: 0.469, SLG: 0.667 Juan Castro, R (9, 5) OBP: 0.261, SLG: 0.385	2-3 		2-0 			4-2 	4-1 			2	1	1	1	2	1	0
Barry Larkin, R (1, 6) OBP: 0.391, SLG: 0.510	2-0 		4-0 			3-1 	0-2 			3	0	1	0	1	0	3
Ken Griffey Jr., L (1, 8) OBP: 0.383, SLG: 0.529	1-0 		2-2 			0-0 				4	0	0	0	0	0	3
Dmitri Young, S (1, 7) OBP: 0.327, SLG: 0.441 Danny Graves, R (9, 1) OBP: 0.500, SLG: 2.000	0-0 			1-2 		1-0 				4	0	2	0	0	0	1
Alex Ochoa, R (1, 9) OBP: 0.398, SLG: 0.561		1-2 		2-3 		4-2 				3	1	1	0	1	1	1
Sean Casey, L (1, 3) OBP: 0.335, SLG: 0.365		1-1 		1-1 		0-0 				4	0	1	1	0	0	4
Benito Santiago, R (1, 2) OBP: 0.286, SLG: 0.357		1-1 			2-0 					3	0	0	0	1	1	0
Pokey Reese, R (1, 4) OBP: 0.330, SLG: 0.390			0-2 		2-1 					4	0	1	0	0	0	2
Denny Neagle, L (1, 1) OBP: 0.231, SLG: 0.243 Michael Tucker, L (9, 9) OBP: 0.381, SLG: 0.574			1-3 		0-3 					2	0	0	0	0	2	0
										0	0	0	0	0	0	0
Inning Stats	R: 0 H: 1 E: 0 LOB: 1 K: 1 BB: 0 S: 7 P: 12	R: 0 H: 0 E: 0 LOB: 0 K: 0 BB: 0 S: 8 P: 11	R: 1 H: 1 E: 0 LOB: 1 K: 1 BB: 1 S: 11 P: 20	R: 0 H: 1 E: 0 LOB: 0 K: 1 BB: 0 S: 8 P: 12	R: 0 H: 0 E: 0 LOB: 0 K: 1 BB: 0 S: 6 P: 10	R: 0 H: 1 E: 0 LOB: 3 K: 0 BB: 2 S: 11 P: 23	R: 0 H: 1 E: 0 LOB: 2 K: 1 BB: 1 S: 12 P: 20	R: 1 H: 2 E: 0 LOB: 2 K: 0 BB: 1 S: 11 P: 18		1B: 4 SF: 0 2B: 2 SAC: 1 3B: 0 DP: 1 HR: 1 HBP: 0	WP: 0 PA: 35 PB: 0 SB: 0 CS: 0					
PITCHER Chuck Finley, L (1, 1) ERA: 3.73 Paul Shuey, R (8, 1) ERA: 2.55	IP: 7.2 WLS: L BF: 33 H: 7 R: 2 ER: 2 SO: 5 BB: 4 IBB: 0 HBP: 0 BLK: 0 WP: 0 HR: 1 S: 68 P: 116 ERA: 2.35 WHIP: 1.435	IP: 0.1 WLS: L BF: 2 H: 0 R: 0 ER: 0 SO: 0 BB: 1 IBB: 0 HBP: 0 BLK: 0 WP: 0 HR: 0 S: 6 P: 10 ERA: 0.00 WHIP: 3.000														

BOTTOM

Cleveland Indians @ Cincinnati Reds
Cinergy Field, Cincinnati, OH
Fri Jul 07 2000, 7:35 PM EDT
Att: 53,509 - Sunny - 77 F

livebaseballscores.com

AB	29
R	2
H	7
RBI	2
BB	5
SO	5
LOB	14



Batter	1	2	3	4	5	6	7	8	9	AB R H RBI BB SO LOB	TOP		
Roberto Alomar, S (1, 4) OBP: 0.335, SLG: 0.418 Alex Ramirez, R (8, PH) OBP: 0.333, SLG: 0.515 (8, 7)	1-2 P6		2-2 2B		2-2 G3			2-1 2B E 1B		3 0 1 0 0 0 0 1 1 1 0 0 0 0			
Omar Vizquel, S (1, 6) OBP: 0.354, SLG: 0.384	0-1 HR		2-2 P6			0-0 HR		1-1 E4 SF9 2B		4 3 3 2 0 0 1			
Ricky Ledee, L (1, 7) OBP: 0.333, SLG: 0.414 Richie Sexson, R (8, PH) OBP: 0.306, SLG: 0.447 (8, 3)	2-1 G3		2-1 F8			3-2 F8		0-2 SF9		3 0 0 0 0 0 1 0 0 0 1 0 0 0			
Jim Thome, L (1, 3) OBP: 0.377, SLG: 0.579 Jamie Brewington, R (8, 1)	0-1 F8			3-2 2B		0-2 G4-3		2-2 G3-1		4 0 1 0 0 0 0 0 0 0 0 0 0 0			
Travis Fryman, R (1, 5) OBP: 0.410, SLG: 0.539 Enrique Wilson, S (4, PH) OBP: 0.360, SLG: 0.453 (4, 5)		1-1 F8		1-3 K		1-0 L5			3-2 G3-1	1 0 0 0 0 0 0 3 0 0 0 0 1 1			
Russell Bryan, L (1, 9) OBP: 0.380, SLG: 0.702		0-1 F4		2-3 K			2-1 G4-3		0-1 L9	4 0 0 0 0 1 1			
Kenny Lofton, L (1, 8) OBP: 0.350, SLG: 0.426		1-2 HR		0-0 F7			1-1 F7		1-0 1B 1B	4 1 2 1 0 0 1			
Einar Diaz, R (1, 2) OBP: 0.325, SLG: 0.395		0-2 P1			1-3 K		1-0 F9		1-2 1B	4 0 1 0 0 1 0			
Kane Davis, R (1, 1) Jim Brower, R (8, 1) Andrew Lorraine, L (6, 1) OBP: 0.227, SLG: 0.125 Steve Reed, R (7, 1) Jolbert Cabrera, R (8, PH) OBP: 0.284, SLG: 0.274 (8, 4)			2-3 K		0-0 G3-1			1-0 P4	0-0 G6-3	1 0 0 0 0 1 0 1 0 2 0 0 0 0 0 2			
Inning Stats	R: 1 H: 1 E: 0 LOB: 0 K: 0 BB: 0 S: 9 P: 12	R: 1 H: 1 E: 0 LOB: 0 K: 0 BB: 0 S: 10 P: 12	R: 0 H: 1 E: 0 LOB: 1 K: 1 BB: 0 S: 11 P: 19	R: 0 H: 1 E: 0 LOB: 1 K: 2 BB: 0 S: 12 P: 18	R: 0 H: 0 E: 0 LOB: 0 K: 1 BB: 0 S: 7 P: 10	R: 1 H: 1 E: 0 LOB: 0 K: 0 BB: 0 S: 13 P: 17	R: 0 H: 0 E: 0 LOB: 0 K: 0 BB: 0 S: 5 P: 9	R: 2 H: 2 E: 1 LOB: 0 K: 0 BB: 0 S: 12 P: 18	R: 0 H: 2 E: 0 LOB: 2 K: 0 BB: 0 S: 10 P: 15	1B: 3 SF: 1 2B: 3 SAC: 0 3B: 0 DP: 0 HR: 3 HBP: 0	WP: 0 PA: 36 PB: 0 SB: 0 CS: 0		
PITCHER	IP WLS BF H R ER SO BB IBB HBP BLK WP HR S P ERA WHIP											PITCHER	IP WLS BF H R ER SO BB IBB HBP BLK WP HR S P ERA WHIP
Steve Parris, R (1, 1) ERA: 5.26	7.0 W 26 5 3 3 4 0 0 0 0 0 0 3 67 97 3.86 0.714												
Dennys Reyes, L (8, 1) ERA: 6.18	1.0 5 2 2 1 0 0 0 0 0 0 0 0 12 18 9.00 2.000												
Scott Winchester, R (9, 1) ERA: 4.15	1.0 5 2 0 0 0 0 0 0 0 0 0 0 10 15 0.00 2.000												

Cleveland Indians @ Cincinnati Reds
Cinergy Field, Cincinnati, OH
Sat Jul 08 2000, 1:05 PM EDT
Att. 54,335 - Sunny - 74 F

livebaseballscorecards.com

AB	35
R	5
H	9
RBI	4
BB	0
SO	4
LOB	7



Batter	1	2	3	4	5	6	7	8	9	AB R H RBI BB SO LOB	TOP		
Roberto Alomar, S (1, 4) OBP: 0.336, SLG: 0.419 Richie Sexson, R (9, PR) OBP: 0.306, SLG: 0.447 (9, 7)	0-0 F5			1-1 3B 2B		3-2 F7		2-1 G4-3	1-1 HBP	4 1 1 1 0 0 0 0 0 0 0 0 0 0			
Omar Vizquel, S (1, 6) OBP: 0.354, SLG: 0.392	4-2 CS BB			1-1 F8		1-0 HR		2-1 L4	0-0 G3	4 1 1 1 1 0 4			
Ricky Ledee, L (1, 7) OBP: 0.332, SLG: 0.420 (9, 9)	3-3 K			3-0 2-H 3B		2-2 F7		2-1 G5-3		4 0 1 1 0 1 1			
Jim Thome, L (1, 3) OBP: 0.373, SLG: 0.571		2-3 K		2-3 K		2-0 F9			3-2 F8	4 0 0 0 0 2 1			
Travis Fryman, R (1, 5) OBP: 0.411, SLG: 0.540		0-0 G5-3		2-2 L8		4-2 HBP SF8 1B BB			1-1 1B E 2B	3 2 1 0 1 0 1			
Russell Branyan, L (1, 9) OBP: 0.379, SLG: 0.690 Jolbert Cabrera, R (7, 9) OBP: 0.273, SLG: 0.282 (9, 4)		1-3 K			3-3 K		2-2 SF8 HBP 1B		1-2 E IBB HBP 1B	3 0 1 0 0 2 0 1 1 1 0 0 0 0			
Kenny Lofton, L (1, 8) OBP: 0.348, SLG: 0.421			1-0 F8		2-2 G6-3		2-0 S HBP		3-2 P6	3 0 0 0 0 0 2			
Sandy Alomar Jr., R (1, 2) OBP: 0.354, SLG: 0.428			2-2 G4-3		1-0 F8		1-0 SF8		4-1 HBP E IBB	2 0 0 1 1 0 0			
Bartolo Colon, R (1, 1) Alex Ramirez, R (7, PH) OBP: 0.330, SLG: 0.510 Paul Shuey, R (7, 1) Andrew Lorraine, L (8, 1) OBP: 0.222, SLG: 0.125 Steve Karsay, R (8, 1)			2-3 K		2-3 K		2-3 K	3-2 P4	0-1 E1 HBP	2 0 0 0 0 2 0 1 0 0 0 0 0 2 0 0 0 0 0 0 0 0 0 0 0 0 0 0 1 0 0 0 0 0 2			
Inning Stats	R: 0 H: 0 E: 0 LOB: 1 K: 1 BB: 1 S: 6 P: 13	R: 0 H: 0 E: 0 LOB: 0 K: 2 BB: 0 S: 8 P: 11	R: 0 H: 0 E: 0 LOB: 0 K: 1 BB: 0 S: 10 P: 15	R: 1 H: 2 E: 0 LOB: 1 K: 1 BB: 0 S: 12 P: 21	R: 0 H: 0 E: 0 LOB: 0 K: 1 BB: 0 S: 8 P: 14	R: 1 H: 1 E: 0 LOB: 0 K: 1 BB: 0 S: 11 P: 19	R: 1 H: 1 E: 0 LOB: 2 K: 0 BB: 1 S: 11 P: 25	R: 0 H: 0 E: 0 LOB: 0 K: 0 BB: 0 S: 6 P: 12	R: 2 H: 2 E: 1 LOB: 3 K: 0 BB: 1 S: 19 P: 32	1B: 2 SF: 1 2B: 3 SAC: 0 3B: 1 DP: 1 HR: 1 HBP: 2	WP: 0 PA: 38 PB: 0 SB: 1 CS: 1		
PITCHER	IP WLS BF H R ER SO BB IBB HBP BLK WP HR S P ERA WHIP											PITCHER	IP WLS BF H R ER SO BB IBB HBP BLK WP HR S P ERA WHIP
Scott Williamson, R (1, 1) ERA: 3.61	5.2 L 20 3 2 2 7 1 0 0 0 0 0 1 52 88 3.18 0.706												
Dennys Reyes, L (6, 1) ERA: 6.11	0.1 1 0 0 0 0 0 0 0 0 0 0 0 3 5 0.00 0.000												
Scott Sullivan, R (7, 1) ERA: 4.39	1.0 6 1 1 1 0 1 0 1 0 0 0 0 11 25 9.00 2.000												
Elmer Dessens, R (8, 1) ERA: 4.47	1.0 3 0 0 0 0 0 0 0 0 0 0 0 6 12 0.00 0.000												
Danny Graves, R (9, 1) ERA: 1.99	1.0 8 2 2 0 0 0 0 0 1 1 0 0 0 19 32 0.00 2.000												

Cleveland Indians @ Cincinnati Reds
Cinergy Field, Cincinnati, OH
Sun Jul 09 2000, 1:15 PM EDT
Att. 51,181 - Sunny - 78 F

livebaseballscorecards.com

AB	32
R	5
H	6
RBI	4
BB	3
SO	7
LOB	13



Batter	1	2	3	4	5	6	7	8	9	AB	R	H	RBI	BB	SO	LOB
Chris Stynes, R OBP: 0.486, SLG: 0.714 (1, 5) BB C X (9, 9)	2-1 F9 2B		3-3 K			3-2 F3	3-2 G1-3		1-2 2-3 1B	5	0	2	0	0	1	2
Barry Larkin, R OBP: 0.394, SLG: 0.500 (1, 6) F B X	1-1 F9 2-3			1-0 G4-3		4-2 BB BB		2-1 G6-3	1-0 F9	4	0	0	0	1	0	3
Ken Griffey Jr., L OBP: 0.386, SLG: 0.550 Danny Graves, R OBP: 0.500, SLG: 2.000 (1, 8) F B S S (9, 1)	3-3 K			0-1 G4-3		4-0 1-2 BB		2-3 K		3	0	0	0	1	2	1
Dmitri Young, S OBP: 0.320, SLG: 0.430 (1, 7) B B F S S	3-3 K			0-3 K		1-3 K		0-0 L3		4	0	0	0	0	3	3
Alex Ochoa, R OBP: 0.382, SLG: 0.522 (1, 9) (9, 8) C X		0-1 G5-3			0-0 G6-3	3-3 K			2-1 HBP 1B 1B	4	1	1	0	0	1	2
Sean Casey, L OBP: 0.338, SLG: 0.370 (1, 3) B F F B X		1-2 G4-3			2-2 G4-3		1-1 BB 1B		1-3 K	4	0	1	0	0	1	1
Eddie Taubensee, L OBP: 0.322, SLG: 0.362 (1, 2) C T F B C		2-3 K			0-0 FC6-4 1B		1-0 F8		1-0 1B G3 HBP	3	1	1	0	0	1	1
Pokey Reese, R OBP: 0.331, SLG: 0.398 (1, 4) C X			0-1 G5-3		0-1 FC6-4		0-3 K		0-0 1B G3 1B	4	0	1	1	0	1	2
Scott Williamson, R Dennis Reyes, R Hal Morris, L OBP: 0.370, SLG: 0.407 Scott Sullivan, R OBP: 0.200, SLG: 0.200 Michael Tucker, L OBP: 0.384, SLG: 0.568 Elmer Dessens, R OBP: 0.429, SLG: 0.200 Aaron Boone, R OBP: 0.356, SLG: 0.471 Juan Castro, R OBP: 0.268, SLG: 0.388 (1, 1) (6, 1) (6, PH) (7, 1) (7, PH) (8, 1) (9, 5) (9, 5)			1-3 K			3-2 HR	4-0 BB		0-0 G3	1	0	0	0	0	1	0

BOTTOM	
Cleveland Indians @ Cincinnati Reds Cinergy Field, Cincinnati, OH Sun Jul 09 2000, 1:15 PM EDT Att: 51,181 - Sunny - 78 F	
AB 34 R 3 H 7 RBI 3 BB 3 SO 11 LOB 16	

Inning Stats																																			
R: 0		H: 1		R: 0		H: 0		R: 0		H: 0		R: 0		H: 1		R: 1		H: 1		R: 0		H: 0		R: 2		H: 3		1B: 5		SF: 0		WP: 0		PA: 38	
E: 0		LOB: 1		E: 0		LOB: 0		E: 0		LOB: 0		E: 0		LOB: 1		E: 0		LOB: 2		E: 0		LOB: 0		R: 2		H: 3		3B: 0		SAC: 0		PB: 0			
K: 2		BB: 0		K: 1		BB: 0		K: 2		BB: 0		K: 1		BB: 2		K: 2		BB: 2		K: 1		BB: 0		K: 1		BB: 0		HR: 1		DP: 0		SB: 0			
S: 10		P: 19		S: 9		P: 12		S: 9		P: 13		S: 8		P: 10		S: 17		P: 35		S: 9		P: 18		S: 7		P: 11		HR: 1		HBP: 1		CS: 0			
PITCHER Bartolo Colon, R (1, 1) IP: 6.0 WLS: W BF: 23 H: 3 R: 1 ER: 1 SO: 8 BB: 2 IBB: 0 HBP: 0 BLK: 0 WP: 0 HR: 1 S: 59 P: 96 ERA: 1.50 WHIP: 0.833 Paul Shuey, R (7, 1) 1.1 H 6 1 0 0 1 1 0 0 0 0 0 0 11 22 0.00 1.500 Andrew Lorraine, L (8, 1) 0.1 H 1 0 0 0 1 0 0 0 0 0 0 4 6 0.00 0.000 Steve Karsay, R (8, 1) 1.1 S 8 3 2 2 1 0 0 1 0 0 0 14 20 13.50 2.250																	PITCHER IP WLS BF H R ER SO BB IBB HBP BLK WP HR S P ERA WHIP																		

TOP

Pittsburgh Pirates @ Cleveland Indians
 Jacobs Field, Cleveland, OH
 Thu Jul 13 2000, 7:05 PM EDT
 Att. 43,225 - Sunny - 75 F

livebaseballscorecards.com

AB 35
 R 3
 H 8
 RBI 2
 BB 1
 SO 7
 LOB 15



AB R H RBI BB SO LOB

5	0	0	0	0	1	2
4	0	3	0	0	0	0
4	1	1	0	0	0	2
4	0	1	1	0	0	2
4	1	1	0	0	2	2
3	1	1	1	1	1	1
4	0	1	0	0	1	3
0	0	0	0	0	0	0
3	0	0	0	0	0	1
4	0	0	0	0	2	2

1B: 8 SF: 0
 2B: 1 SAC: 1
 3B: 0 DP: 1
 HR: 0 HBP: 0

WP: 2 PA: 38
 PB: 0
 SB: 2
 CS: 2

Batter	1	2	3	4	5	6	7	8	9	10
Warren Morris, L (1, 4) OBP: 0.330, SLG: 0.322	0-0 G1-3		1-2 F7		1-0 F7			1-3 K		0-0 F7
18 Jason Kendall, R (1, 2) OBP: 0.430, SLG: 0.468	1-2 S 1B		1-1 CS 1B			1-2 FC4 1B		2-1 F8		
Wil Cordero, R (1, 7) OBP: 0.340, SLG: 0.512	2-1 P6		1-0 CS	0-1 E4 1B		0-1 F9		0-1 P7		
Brian Giles, L (1, 8) OBP: 0.421, SLG: 0.607	0-1 G3			2-0 G4-3 1B		2-0 L9			0-0 G4-3	
Kevin Young, R (1, 3) OBP: 0.313, SLG: 0.445		3-2 S 1B		0-3 K		2-0 FC4			2-3 K	
John Vander Wal, L (1, 10) OBP: 0.385, SLG: 0.535		3-1 CS 1B		3-2 G4-3			4-2 G6-3 WP BB		2-3 K	
Aramis Ramirez, R (1, 5) OBP: 0.265, SLG: 0.339		1-3 K		1-0 G5-3			3-2 G6-3			0-0 SH1-4 1B
Mike Benjamin, R (10, PR) OBP: 0.316, SLG: 0.403							1-2			
Chad Hermansen, R (1, 9) OBP: 0.234, SLG: 0.308		3-2 F8			1-1 P3		2-1 G5-3			0-0 SH1-4
Pat Meares, R (1, 6) OBP: 0.291, SLG: 0.379			0-1 F7		2-1 G4-3		3-3 K			2-3 K

Inning Stats	R: 0	H: 1	E: 0	LOB: 1	K: 0	BB: 0	S: 8	P: 11	R: 1	H: 2	E: 0	LOB: 0	K: 1	BB: 0	S: 12	P: 22	R: 0	H: 1	E: 0	LOB: 0	K: 0	BB: 0	S: 7	P: 10	R: 1	H: 2	E: 1	LOB: 1	K: 1	BB: 0	S: 11	P: 17	R: 0	H: 0	E: 0	LOB: 0	K: 0	BB: 0	S: 5	P: 9	R: 0	H: 1	E: 0	LOB: 1	K: 0	BB: 0	S: 8	P: 13	R: 1	H: 0	E: 0	LOB: 0	K: 1	BB: 1	S: 12	P: 24	R: 0	H: 0	E: 0	LOB: 0	K: 1	BB: 0	S: 8	P: 11	R: 0	H: 0	E: 0	LOB: 0	K: 2	BB: 0	S: 7	P: 11	R: 0	H: 1	E: 0	LOB: 2	K: 1	BB: 0	S: 8	P: 10	1B: 8	SF: 0	2B: 1	SAC: 1	3B: 0	DP: 1	HR: 0	HBP: 0	WP: 2	PA: 38
--------------	------	------	------	--------	------	-------	------	-------	------	------	------	--------	------	-------	-------	-------	------	------	------	--------	------	-------	------	-------	------	------	------	--------	------	-------	-------	-------	------	------	------	--------	------	-------	------	------	------	------	------	--------	------	-------	------	-------	------	------	------	--------	------	-------	-------	-------	------	------	------	--------	------	-------	------	-------	------	------	------	--------	------	-------	------	-------	------	------	------	--------	------	-------	------	-------	-------	-------	-------	--------	-------	-------	-------	--------	-------	--------

PITCHER	IP	WLS	BF	H	R	ER	SO	BB	IBB	HBP	BLK	WP	HR	S	P	ERA	WHIP
Dave Burba, R (1, 1) ERA: 5.43	7.0		27	7	3	2	3	1	0	0	0	1	0	63	106	2.57	1.143
Paul Shuey, R (8, 1) ERA: 2.25	2.0		6	0	0	0	3	0	0	0	0	0	0	15	22	0.00	0.000
Steve Karsay, R (10, 1) ERA: 3.46	1.0	W	4	1	0	0	1	0	0	0	0	0	0	8	10	0.00	1.000

PITCHER	IP	WLS	BF	H	R	ER	SO	BB	IBB	HBP	BLK	WP	HR	S	P	ERA	WHIP
---------	----	-----	----	---	---	----	----	----	-----	-----	-----	----	----	---	---	-----	------

BOTTOM

Pittsburgh Pirates @ Cleveland Indians
Jacobs Field, Cleveland, OH
Thu Jul 13 2000, 7:05 PM EDT
Att: 43,225 - Sunny - 75 F

livebaseballscorecards.com

AB	35
R	4
H	10
RBI	4
BB	6
SO	5
LOB	14



WP	1	PA	44
PB	0		
SB	0		
CS	0		

AB R H RBI BB SO LOB

5 0 1 1 0 0 3

5 0 0 0 0 0 2

2 1 0 0 1 0 1

2 1 1 0 0 1 0

4 1 2 2 0 1 1

0 0 0 0 0 0 0

4 0 1 0 1 1 1

3 0 1 0 2 0 1

3 0 0 0 0 2 1

1 0 0 0 1 0 3

4 1 2 1 1 0 1

2 0 2 0 0 0 0

1B: 6 SF: 0
2B: 4 SAC: 3
3B: 0 DP: 1
HR: 1 HBP: 0

Batter	1	2	3	4	5	6	7	8	9	10							
Roberto Alomar, S (1, 4) OBP: 0.334, SLG: 0.416	1-1 G3-1 1B		1-2 G4-3		0-1 L1-3		2-2 F8		2-2 G6-3								
Omar Vizquel, S (1, 6) OBP: 0.349, SLG: 0.386	1-1 F7		0-0 F8		2-1 F8		2-2 F9		0-1 G5-3								
Ricky Ledee, L (1, 7) OBP: 0.332, SLG: 0.417 Richie Sexson, R (8, PH) OBP: 0.307, SLG: 0.451	2-0 G3-1			4-1 HR BB		1-0 F7		1-3 K		0-0 SH1-3 1B 2B							
Manny Ramirez, R (1, 10) OBP: 0.421, SLG: 0.636 Enrique Wilson, S (8, PR) OBP: 0.360, SLG: 0.453	3-3 K			0-0 HR		1-1 P9		3-2 WP 1B 1B		3-1 SH1-3							
Jim Thome, L (1, 3) OBP: 0.373, SLG: 0.567		2-3 K		0-1 F7		4-1 FC5-4 BB		1-1 WP 1B		1-2 G4-3							
Travis Fryman, R (1, 5) OBP: 0.414, SLG: 0.541		2-0 G5-3		1-0 G4-3 2B		0-1 FC5-4		4-2 1-2 2-3 BB		4-0 1B BB IBB							
Russell Branyan, L (1, 9) OBP: 0.368, SLG: 0.667 Jolbert Cabrera, R (8, 9) OBP: 0.278, SLG: 0.279		3-3 K		2-2 G4-3			2-3 K		1-0 F9	4-1 1-2 1B BB							
Kenny Lofton, L (1, 8) OBP: 0.353, SLG: 0.426			1-1 SH1-3 G4-3 2B		1-1 P4		0-0 G6-3		4-2 G6-3 SH3-4 BB	2-1 1-2 2-3 3-H 1B							
Sandy Alomar Jr., R (1, 2) OBP: 0.361, SLG: 0.435			1-1 SH1-3		1-0 L1-3 1B		1-0 1B		1-0 SH3-4								
Inning Stats	R: 0 H: 1 E: 0 LOB: 1 K: 1 BB: 0 S: 8 P: 15	R: 0 H: 0 E: 0 LOB: 0 K: 2 BB: 0 S: 8 P: 15	R: 1 H: 1 E: 0 LOB: 0 K: 0 BB: 0 S: 8 P: 11	R: 2 H: 2 E: 0 LOB: 1 K: 0 BB: 1 S: 10 P: 18	R: 0 H: 1 E: 0 LOB: 0 K: 0 BB: 0 S: 5 P: 8	R: 0 H: 0 E: 0 LOB: 1 K: 0 BB: 1 S: 6 P: 12	R: 0 H: 1 E: 0 LOB: 1 K: 1 BB: 0 S: 8 P: 13	R: 0 H: 2 E: 0 LOB: 3 K: 1 BB: 1 S: 16 P: 28	R: 0 H: 0 E: 0 LOB: 1 K: 0 BB: 1 S: 10 P: 17	R: 1 H: 2 E: 0 LOB: 3 K: 0 BB: 2 S: 9 P: 23	1B: 6 SF: 0 2B: 4 SAC: 3 3B: 0 DP: 1 HR: 1 HBP: 0						
PITCHER	IP WLS BF H R ER SO BB IBB HBP BLK WP HR S P ERA WHIP																
Todd Ritchie, R (1, 1) ERA: 4.38	7.0	28	6	3	3	4	2	0	0	0	0	0	1	53	92	3.86	1.143
Jason Christiansen, L (8, 1) ERA: 3.12	0.2	4	2	0	0	1	0	0	0	0	0	0	0	12	19	0.00	3.000
Marc Wilkins, R (8, 1) ERA: 4.66	0.2	4	0	0	0	0	2	0	0	0	1	0	8	18	0.00	3.000	
Scott Sauerbeck, L (9, 1) ERA: 3.67	1.1	L 8	2	1	1	0	1	1	0	0	0	0	0	15	31	6.75	2.250

Batter	1	2	3	4	5	6	7	8	9	AB R H RBI BB SO LOB	TOP											
Mike Benjamin, R (1, 4) OBP: 0.309, SLG: 0.392	0-0 F8		2-1 SH5-4		2-3 K		0-0 G6-3		2-3 K	4 0 0 0 0 2 4												
18 Jason Kendall, R (1, 2) OBP: 0.428, SLG: 0.468	3-2 2B		2-1 G5-3		0-2 F8		2-0 F9			4 0 1 1 0 0 1												
Wil Cordero, R (1, 7) OBP: 0.335, SLG: 0.505	2-2 P4		1-1 F7		3-2 G6-3		3-2 F7			4 0 0 0 0 0 2												
Brian Giles, L (1, 8) OBP: 0.419, SLG: 0.602	2-2 G3-1			3-2 G3		2-1 1B		1-1 F8		4 0 1 0 0 0 1												
Kevin Young, R (1, 3) OBP: 0.315, SLG: 0.465		1-2 F7		1-2 HR		3-3 K		1-0 HR		4 2 2 2 0 1 1												
Aramis Ramirez, R (1, 5) OBP: 0.264, SLG: 0.336		1-2 P3		0-2 G5-3		1-2 P4		3-1 FC6-4 1B		4 0 1 0 0 0 0												
Chad Hermansen, R (1, 9) OBP: 0.226, SLG: 0.296		2-3 K		0-0 G3		2-3 K		1-3 K		4 0 0 0 0 3 1												
Pat Meares, R (1, 6) OBP: 0.294, SLG: 0.378			0-0 SH5-4 18 G5-3 1B		0-1 G2-3		4-2 1B BB		1-0 FC6-4 1B 1-2f	3 1 1 0 1 0 1												
Keith Osik, R (1, 10) OBP: 0.417, SLG: 0.613			4-1 18 G5-3 SH5-4 BB		0-0 F7		1-2 1B		2-2 1B	3 0 2 0 1 0 0												
Inning Stats	R: 0 E: 0 K: 0 S: 11	H: 1 LOB: 1 BB: 0 P: 18	R: 0 E: 0 K: 1 S: 9	H: 0 LOB: 0 BB: 0 P: 13	R: 1 E: 0 K: 0 S: 8	H: 1 LOB: 1 BB: 1 P: 17	R: 1 E: 0 K: 0 S: 12	H: 1 LOB: 0 BB: 0 P: 16	R: 0 E: 0 K: 1 S: 6	H: 0 LOB: 0 BB: 0 P: 8	R: 0 E: 0 K: 1 S: 11	H: 1 LOB: 1 BB: 0 P: 19	R: 0 E: 0 K: 1 S: 15	H: 1 LOB: 2 BB: 1 P: 23	R: 0 E: 0 K: 0 S: 8	H: 0 LOB: 0 BB: 0 P: 14	R: 1 E: 0 K: 2 S: 13	H: 3 LOB: 2 BB: 0 P: 23	1B: 5 2B: 1 3B: 0 HR: 2	SF: 0 SAC: 1 DP: 0 HBP: 0	WP: 0 PB: 0 SB: 0 CS: 0	PA: 37
PITCHER	IP WLS BF H R ER SO BB IBB HBP BLK WP HR S P ERA WHIP																					
Chuck Finley, L (1, 1) ERA: 3.67	7.0 W 28 5 2 2 4 2 0 0 0 0 0 1 72 114 2.57 1.000																					
Justin Speier, R (8, 1) ERA: 2.17	2.0 9 3 1 1 2 0 0 0 0 0 0 1 21 37 4.50 1.500																					

Pittsburgh Pirates @ Cleveland Indians
 Jacobs Field, Cleveland, OH
 Fri Jul 14 2000, 7:05 PM EDT
 Att. 43,046 - Cloudy - 65 F

livebaseballscorecards.com

AB	34
R	3
H	8
RBI	3
BB	2
SO	6
LOB	11



Batter	1	2	3	4	5	6	7	8	9
Roberto Alomar, S OBP: 0.330, SLG: 0.410 (1, 4)	2-1 F9	1-3 K		1-3 K	2-1 G1-3			0-0 G1-3	
Omar Vizquel, S OBP: 0.351, SLG: 0.386 (1, 6)	4-1 G4-6-3 BB		0-1 L7		2-2 1B 1B	1-1 F9			
Ricky Ledee, L OBP: 0.335, SLG: 0.416 (1, 7)	0-0 G4-6-3 1-2f		4-2 BB		0-0 HBP 1B 1B SF9	2-3 K			
Manny Ramirez, R OBP: 0.422, SLG: 0.634 (1, 10)		3-0 1B HR 1B	1-3 K		0-0 WP HBP SF9 1B	3-3 K			
Jim Thome, L OBP: 0.375, SLG: 0.564 (1, 3)		2-2 1-2 HR 1B	1-0 G6-3		3-0 1-2 2-3 2B HBP		3-2 G4-3		
Travis Fryman, R OBP: 0.415, SLG: 0.546 (1, 5)		0-3 K		1-1 WP 1B 2B	1-1 SF9		3-2 G6-4-3 1B		
Russell Branyan, L OBP: 0.367, SLG: 0.696 (1, 9)		1-2 1-H 2-H HR		0-3 K	3-1 SF9		1-0 G6-4-3 1B		
Alex Ramirez, R OBP: 0.327, SLG: 0.505 (7, PH) (8, 9)				2-1 G6-3 1B	4-1 2B BB				
Kenny Lofton, L OBP: 0.355, SLG: 0.425 (1, 8)		1-3 K		0-2 G6-3 1-2	1-1 1-H 2-H 2B		1-3 K		
Sandy Alomar Jr., R OBP: 0.364, SLG: 0.442 (1, 2)		0-0 1B					2-3 K		

Inning Stats	R: 0 E: 0 K: 0 S: 4	H: 0 LOB: 0 BB: 1 P: 10	R: 3 E: 0 K: 3 S: 19	H: 4 LOB: 1 BB: 0 P: 27	R: 0 E: 0 K: 1 S: 8	H: 0 LOB: 1 BB: 1 P: 14	R: 1 E: 0 K: 2 S: 13	H: 2 LOB: 1 BB: 0 P: 17	R: 5 E: 0 K: 0 S: 14	H: 4 LOB: 1 BB: 1 P: 30	R: 0 E: 0 K: 2 S: 9	H: 0 LOB: 0 BB: 0 P: 15	R: 0 E: 0 K: 0 S: 8	H: 1 LOB: 0 BB: 0 P: 15	R: 0 E: 0 K: 2 S: 8	H: 0 LOB: 0 BB: 0 P: 11
--------------	------------------------------	----------------------------------	-------------------------------	----------------------------------	------------------------------	----------------------------------	-------------------------------	----------------------------------	-------------------------------	----------------------------------	------------------------------	----------------------------------	------------------------------	----------------------------------	------------------------------	----------------------------------

PITCHER	IP	WLS	BF	H	R	ER	SO	BB	IBB	HBP	BLK	WP	HR	S	P	ERA	WHIP
Kris Benson, R ERA: 3.43 (1, 1)	4.0	L	22	9	7	7	6	2	0	0	0	1	1	49	75	15.75	2.750
Jeff Wallace, L ERA: 4.64 (5, 1)	0.2		5	1	2	2	0	1	0	1	0	1	0	7	19	27.00	3.000
Chris Peters, L ERA: 3.86 (5, 1)	2.1		7	1	0	0	2	0	0	0	0	0	0	19	34	0.00	0.429
Mike Williams, R ERA: 2.09 (8, 1)	1.0		3	0	0	0	2	0	0	0	0	0	0	8	11	0.00	0.000

BOTTOM

Pittsburgh Pirates @ Cleveland Indians
Jacobs Field, Cleveland, OH
Fri Jul 14 2000, 7:05 PM EDT
Att: 43,046 - Cloudy - 65 F

livebaseballscorecards.com

AB	31
R	9
H	11
RBI	9
BB	3
SO	10
LOB	11



1B: 8	SF: 2	WP: 2	PA: 37
2B: 2	SAC: 0	PB: 0	
3B: 0	DP: 2	SB: 0	
HR: 1	HBP: 1	CS: 0	

PITCHER	IP	WLS	BF	H	R	ER	SO	BB	IBB	HBP	BLK	WP	HR	S	P	ERA	WHIP
Kris Benson, R ERA: 3.43 (1, 1)	4.0	L	22	9	7	7	6	2	0	0	0	1	1	49	75	15.75	2.750
Jeff Wallace, L ERA: 4.64 (5, 1)	0.2		5	1	2	2	0	1	0	1	0	1	0	7	19	27.00	3.000
Chris Peters, L ERA: 3.86 (5, 1)	2.1		7	1	0	0	2	0	0	0	0	0	0	19	34	0.00	0.429
Mike Williams, R ERA: 2.09 (8, 1)	1.0		3	0	0	0	2	0	0	0	0	0	0	8	11	0.00	0.000

Batter	1	2	3	4	5	6	7	8	9	AB R H RBI BB SO LOB	TOP																
Tike Redman, L OBP: 0.389, SLG: 0.588 (1, 7) B C B B F X	3-2 HR		3-1 F7		0-0 F2	3-1 2-3 1B			0-1 G4-3	5 1 2 1 0 0 2																	
18 Jason Kendall, R OBP: 0.427, SLG: 0.475 (1, 2) B C S B X	2-2 G5-3		1-3 K		3-1 HR	3-3 K			4-2 1B BB	4 1 1 1 1 2 4																	
Wil Cordero, R OBP: 0.336, SLG: 0.513 (1, 10) C C C X	0-2 F9		1-0 F9		3-2 HR				0-2 1-2 1B	5 1 2 1 0 1 2																	
Brian Giles, L OBP: 0.417, SLG: 0.595 (1, 8) F B C C	1-3 K			1-2 P6	4-2 BB BB				2-0 L8	4 0 0 0 1 1 2																	
Kevin Young, R OBP: 0.314, SLG: 0.459 (1, 3) C B B F			1-3 K	2-3 K	4-2 BB BB				3-2 G6-3	4 0 0 0 1 2 2																	
John Vander Wal, L OBP: 0.383, SLG: 0.545 (1, 9) C B B X			1-1 G4-3	3-1 HR	1-3 K				1-1 G1-3	4 1 1 1 0 1 2																	
Warren Morris, L OBP: 0.329, SLG: 0.318 (1, 4) C B B F X			3-2 F7	4-1 BB		0-0 F7			2-2 F8	3 0 0 0 1 0 0																	
Aramis Ramirez, R OBP: 0.278, SLG: 0.356 (8, PR) Mike Benjamin, R OBP: 0.309, SLG: 0.392 (8, 5)			2-2 1B 1B	1-0 F9		3-1 1B 2B			2-2 1B	4 0 3 0 0 0 1 0 0 0 0 0 0 0																	
Abraham Nunez, S OBP: 0.261, SLG: 0.227 (1, 6) B C F C X			1-2 1B		1-0 B5-3	1-3 K			2-3 K	4 0 1 0 0 2 2																	
Inning Stats	R: 1 E: 0 K: 1 S: 12	H: 1 LOB: 0 BB: 0 P: 18	R: 0 E: 0 K: 1 S: 9	H: 0 LOB: 0 BB: 0 P: 14	R: 0 E: 0 K: 1 S: 12	H: 2 LOB: 2 BB: 0 P: 20	R: 1 E: 0 K: 1 S: 10	H: 1 LOB: 1 BB: 1 P: 21	R: 2 E: 0 K: 1 S: 18	H: 2 LOB: 2 BB: 2 P: 34	R: 0 E: 0 K: 2 S: 11	H: 2 LOB: 2 BB: 0 P: 21	R: 0 E: 0 K: 1 S: 7	H: 0 LOB: 0 BB: 0 P: 16	R: 0 E: 0 K: 1 S: 14	H: 1 LOB: 1 BB: 0 P: 21	R: 0 E: 0 K: 0 S: 14	H: 1 LOB: 2 BB: 1 P: 23	1B: 5 2B: 1 3B: 0 HR: 4	SF: 0 SAC: 0 DP: 0 HBP: 0	WP: 0 PB: 0 SB: 0 CS: 0	PA: 41					
PITCHER	IP WLS BF H R ER SO BB IBB HBP BLK WP HR S P ERA WHIP																										
Jim Brower, R ERA: 6.0 (1, 1)	4.2		21	6	4	4	4	1	0	0	0	0	4	54	91	7.71	1.500										
Andrew Lorraine, L ERA: 5.88 (5, 1)	0.0		1	0	0	0	0	1	0	0	0	0	0	2	6	∞	∞										
Jamie Brewington, R ERA: 3.0 (5, 1)	1.1	W	7	2	0	0	3	1	0	0	0	0	0	16	31	0.00	2.250										
Jaime Navarro, R ERA: 11.39 (7, 1)	1.0	H	3	0	0	0	1	0	0	0	0	0	0	7	16	0.00	0.000										
Paul Shuey, R ERA: 2.17 (8, 1)	1.0	H	4	1	0	0	1	0	0	0	0	0	0	14	21	0.00	1.000										
PITCHER	IP WLS BF H R ER SO BB IBB HBP BLK WP HR S P ERA WHIP																										
Steve Karsay, R ERA: 3.38 (9, 1)	1.0	S	5	1	0	0	0	1	0	0	0	0	0	14	23	0.00	2.000										

Pittsburgh Pirates @ Cleveland Indians
Jacobs Field, Cleveland, OH
Sat Jul 15 2000, 1:05 PM EDT
Att. 43,049 - Cloudy - 71 F

livebaseballscorecards.com

AB	37
R	4
H	10
RBI	4
BB	4
SO	9
LOB	17



BOTTOM

Pittsburgh Pirates @ Cleveland Indians
Jacobs Field, Cleveland, OH

livebaseballscorecards.com

AB 33
R 6
H 10
RBI 5
BB 11
SO 7
LOB 28



WP: 1 PA: 44
PB: 0
SB: 0
CS: 0

Sat Jul 15 2000, 1:05 PM EDT
Att: 43,049 - Cloudy - 71 F

AB R H RBI BB SO LOB

2 1 0 0 3 1 0

5 1 3 0 0 0 3

4 2 1 0 0 1 4

3 1 1 1 2 1 0

3 1 2 1 2 0 2

4 0 3 3 1 1 2

3 0 0 0 1 2 5

1 0 0 0 0 0 2

3 0 0 0 2 0 5

4 0 0 0 0 0 3

1B: 8 SF: 0
2B: 2 SAC: 0
3B: 0 DP: 2
HR: 0 HBP: 0

Table with 9 columns (Batter 1-9) and 10 rows (Batters: Roberto Alomar, Omar Vizquel, Ricky Ledee/Richie Sexson, Manny Ramirez, Jim Thome, Travis Fryman, Russell Branyan/Jobert Cabrera, Kenny Lofton, Einar Diaz). Each cell contains a baseball diamond diagram with player initials, scores, and game events.

Inning Stats table with columns for R, H, E, K, S, LOB, BB, P, and rows for each of the 9 batters.

PITCHER table with columns for IP, WLS, BF, H, R, ER, SO, BB, IBB, HBP, BLK, WP, HR, S, P, ERA, WHIP and rows for Jose Silva, Josias Manzanillo, Scott Sauerbeck, Marc Wilkins, and Jason Christiansen.

Batter	1	2	3	4	5	6	7	8	9	AB R H RBI BB SO LOB	TOP											
Bill Spiers, L (1, 5) OBP: 0.393, SLG: 0.401	0-0 G3		3-2 5 G5-3 1B		1-2 5 1B G3 1B		1-0 17 BB E 1B 1B	3-3		5 2 3 0 0 1 1												
Craig Biggio, R (1, 4) OBP: 0.389, SLG: 0.376	3-2 HR		0-0 F8		1-0 G3		1-0 E5 17 BB 1B 1-2		2-2 17 F8 5 WP 1B	5 2 2 1 0 0 3												
5 Jeff Bagwell, R (1, 3) OBP: 0.407, SLG: 0.558	4-2 17 FC6-4 BB		2-1 G5-3		1-0 1B 2-H		2-3 K		3-3 K	4 0 1 1 1 2 4												
17 Lance Berkman, S (1, 9) OBP: 0.378, SLG: 0.589	1-1 FC6-4 FC5-4 1-2f		0-0 L4		3-1 G4-3		4-2 E 1B BB 1-2 2-3		2-0 F8	4 0 0 0 1 0 4												
Moises Alou, R (1, 10) OBP: 0.421, SLG: 0.645	1-0 FC5-4 1-2f			1-1 F7		4-1 G6-4-3 BB		1-1 E9 BB 1B	2-3 K	4 0 1 2 1 1 2												
Richard Hidalgo, R (1, 8) (8, 7) OBP: 0.387, SLG: 0.616		3-2 G4-6-3 BB HBP		1-3 K		0-0 G6-4-3 1-2f		4-2 BB		2 0 0 0 1 1 1												
Mitch Meluskey, S (1, 2) OBP: 0.394, SLG: 0.510		4-1 G4-6-3 BB		4-2 BB		3-3 K		0-3 K		2 0 0 0 2 2 3												
Daryle Ward, L (1, 7) OBP: 0.271, SLG: 0.480 Glen Barker, S (8, PR) OBP: 0.286, SLG: 0.297 (8, 8)		0-0 G4-6-3		1-0 G1-3		1-0 HR		0-1 F8 1B		4 1 2 1 0 0 3 0 0 0 0 0 0 0												
Tim Bogar, R (1, 6) OBP: 0.228, SLG: 0.215		0-2 G6-3		2-3 K		0-2 F2		2-2 F8		4 0 0 0 0 1 2												
Inning Stats	R: 1 E: 0 K: 0 S: 12	H: 1 LOB: 1 BB: 1 P: 21	R: 0 E: 0 K: 0 S: 7	H: 0 LOB: 1 BB: 1 P: 14	R: 0 E: 0 K: 1 S: 7	H: 1 LOB: 1 BB: 1 P: 12	R: 0 E: 0 K: 1 S: 10	H: 0 LOB: 1 BB: 1 P: 17	R: 1 E: 0 K: 1 S: 13	H: 2 LOB: 1 BB: 0 P: 21	R: 0 E: 0 K: 1 S: 5	H: 0 LOB: 0 BB: 1 P: 12	R: 3 E: 2 K: 2 S: 20	H: 3 LOB: 3 BB: 2 P: 34	R: 0 E: 0 K: 1 S: 8	H: 1 LOB: 1 BB: 0 P: 13	R: 0 E: 0 K: 2 S: 11	H: 1 LOB: 1 BB: 0 P: 20	1B: 7 2B: 0 3B: 0 HR: 2	SF: 0 SAC: 0 DP: 2 HBP: 1	WP: 1 PB: 0 SB: 0 CS: 0	PA: 41
PITCHER	IP WLS BF H R ER SO BB IBB HBP BLK WP HR S P ERA WHIP												PITCHER	IP WLS BF H R ER SO BB IBB HBP BLK WP HR S P ERA WHIP								
Bartolo Colon, R (1, 1) ERA: 4.26	6.2 L 32 7 5 3 4 5 0 1 0 0 2 69 122 4.05 1.800																					
Justin Speier, R (7, 1) ERA: 2.08	1.1 5 1 0 0 2 1 0 0 0 0 0 13 22 0.00 1.500																					
Steve Reed, R (9, 1) ERA: 5.83	1.0 4 1 0 0 2 0 0 0 0 1 0 11 20 0.00 1.000																					

Houston Astros @ Cleveland Indians
Jacobs Field, Cleveland, OH
 Sun Jul 16 2000, 1:05 PM EDT
 Att. 43,031 - Cloudy - 70 F

livebaseballscorecards.com

AB	34
R	5
H	9
RBI	5
BB	6
SO	8
LOB	23



Batter	1	2	3	4	5	6	7	8	9	AB R H RBI BB SO LOB
Roberto Alomar, S OBP: 0.332, SLG: 0.405 (1, 4)	2-2 G1-3		2-3 K		0-0 G6-3		0-0 1-2 1B		3-2 F8	5 0 1 0 0 1 2
Omar Vizquel, S OBP: 0.353, SLG: 0.388 (1, 6)	4-0 WP 1B BB		3-3 K		1-2 L8		3-3 K			3 0 0 0 1 2 3
Ricky Ledee, L OBP: 0.328, SLG: 0.406 (1, 7)	1-2 F8		3-2 F9			0-0 G6-3		1-3 K		4 0 0 0 0 1 1
Manny Ramirez, R OBP: 0.427, SLG: 0.626 (1, 10)	2-0 WP 1-2 1B			3-2 F2		1-0 1B		2-2 F8		4 0 2 0 0 0 0
Jim Thome, L OBP: 0.382, SLG: 0.566 (1, 3)	1-0 L9 1-2 2-3			4-1 G1-6-3 BB		0-3 K		1-2 1B		3 0 1 0 1 1 3
Travis Fryman, R OBP: 0.416, SLG: 0.542 (1, 5)		1-0 F7		0-0 G1-6-3 1-2f		0-1 F8		1-1 F7		4 0 0 0 0 0 3
Russell Branyan, L OBP: 0.359, SLG: 0.687 (1, 9)		2-3 K			1-1 HR		2-3 K		2-2 F9	4 1 1 1 0 2 0
Kenny Lofton, L OBP: 0.361, SLG: 0.421 (1, 8)		2-2 1B			4-1 G6-3 BB		4-1 1B BB		1-1 F7	2 0 1 0 2 0 0
Sandy Alomar Jr., R OBP: 0.361, SLG: 0.438 (1, 2)		2-1 F9			0-0 F5		1-3 K		1-0 1B	4 0 1 0 0 1 3

Inning Stats	R: 0	H: 1	E: 0	LOB: 2	K: 0	S: 9	P: 19	R: 0	H: 1	E: 0	LOB: 1	K: 1	S: 9	P: 16	R: 0	H: 0	E: 0	LOB: 0	K: 2	S: 15	P: 23	R: 0	H: 0	E: 0	LOB: 0	K: 0	S: 6	P: 13	R: 1	H: 1	E: 0	LOB: 1	K: 0	S: 8	P: 14	R: 0	H: 1	E: 0	LOB: 1	K: 1	S: 7	P: 8	R: 0	H: 1	E: 0	LOB: 2	K: 3	S: 14	P: 24	R: 0	H: 1	E: 0	LOB: 1	K: 1	S: 12	P: 17	R: 0	H: 1	E: 0	LOB: 1	K: 0	S: 10	P: 17	1B: 6	SF: 0	2B: 0	SAC: 0	3B: 0	DP: 1	HR: 1	HBP: 0	WP: 1	PA: 37
Scott Elarton, R ERA: 5.34 (1, 1)	8.0	WLS	BF	H	R	ER	SO	BB	IBB	HBP	BLK	WP	HR	S	P	ERA	WHIP																																																								
Octavio Dotel, R ERA: 5.55 (9, 1)	1.0	W	4	1	0	0	0	0	0	0	0	0	0	10	17	0.00	1.000																																																								

BOTTOM

Houston Astros @ Cleveland Indians
 Jacobs Field, Cleveland, OH
 Sun Jul 16 2000, 1:05 PM EDT
 Att: 43,031 - Cloudy - 70 F

AB	33
R	1
H	7
RBI	1
BB	4
SO	8
LOB	15



WP	PA	ERA	WHIP
1	37		

livebaseballscorecards.com

Houston Astros @ Cleveland Indians
 Jacobs Field, Cleveland, OH
 Mon Jul 17 2000, 7:05 PM EDT
 Att. 43,081 - Sunny - 83 F

livebaseballscorecards.com

AB	32
R	6
H	8
RBI	5
BB	7
SO	5
LOB	12



AB R H RBI BB SO LOB

TOP

Batter	1	2	3	4	5	6	7	8	9
Bill Spiers, L (1, 5) OBP: 0.397, SLG: 0.403	2-2 G4-3		0-0 G3-1		3-2 1B		0-1 G3-6-3 1B		4-1 G1-3 BB
Craig Biggio, R (1, 4) OBP: 0.390, SLG: 0.374	0-1 G5-3		4-0 BB		1-2 5S 1B		0-0 G3-6-3		1-2 G1-3
5 Jeff Bagwell, R (1, 3) OBP: 0.405, SLG: 0.551	4-1 17CS BB		2-1 G1-3		3-2 G4-3		0-1 F8		1-3 K
17 Lance Berkman, S (1, 9) OBP: 0.380, SLG: 0.583	2-2 CS 1-2	2-3 K		4-1 G5-3 BB		4-2 G5-4-3 BB		0-0 F7	
Moises Alou, R (1, 7) OBP: 0.423, SLG: 0.645		4-0 HR BB		2-3 K		0-0 G5-4-3		1-1 1B 2B	
Richard Hidalgo, R (1, 8) OBP: 0.385, SLG: 0.621		1-1 HR		1-0 G5-3		0-0 F9		1-3 K	
Mitch Meluskey, S (1, 2) OBP: 0.396, SLG: 0.509		3-1 F9		2-1 F9			0-0 HR 1B	0-0 1B	
Daryle Ward, L (1, 10) OBP: 0.271, SLG: 0.492		0-3 K			2-2 G4-3		0-0 HR 1B	3-2 L8	
Julio Lugo, R (1, 6) OBP: 0.326, SLG: 0.360			2-1 F8		3-2 F8		4-1 1B G3-6-3 BB	0-0 G4-3	

Inning Stats	R: 0	H: 0	E: 0	K: 0	S: 8	P: 16	R: 2	H: 1	E: 0	K: 2	S: 11	P: 21	R: 0	H: 0	E: 0	K: 0	S: 5	P: 13	R: 0	H: 0	E: 0	K: 1	S: 7	P: 16	R: 0	H: 2	E: 0	K: 0	S: 17	P: 29	R: 0	H: 0	E: 0	K: 0	S: 4	P: 8	R: 3	H: 3	E: 0	K: 0	S: 8	P: 12	R: 1	H: 2	E: 0	K: 1	S: 11	P: 16	R: 0	H: 0	E: 0	K: 1	S: 8	P: 14	1B: 5	SF: 0	2B: 1	SAC: 0	3B: 0	DP: 2	HR: 2	HBP: 0	WP: 0	PA: 40
--------------	------	------	------	------	------	-------	------	------	------	------	-------	-------	------	------	------	------	------	-------	------	------	------	------	------	-------	------	------	------	------	-------	-------	------	------	------	------	------	------	------	------	------	------	------	-------	------	------	------	------	-------	-------	------	------	------	------	------	-------	-------	-------	-------	--------	-------	-------	-------	--------	-------	--------

PITCHER	IP	WLS	BF	H	R	ER	SO	BB	IBB	HBP	BLK	WP	HR	S	P	ERA	WHIP
Tim Drew, R (1, 1) ERA: 7.5	5.0	W	21	3	2	2	3	4	0	0	0	0	1	48	95	3.60	1.400
Jamie Brewington, R (6, 1) ERA: 4.26	1.0		6	2	3	3	0	2	0	0	0	0	1	7	15	27.00	4.000
Andrew Lorraine, L (7, 1) ERA: 5.88	0.0		1	1	0	0	0	0	0	0	0	0	0	2	2	∞	∞
Jaime Navarro, R (7, 1) ERA: 10.99	1.0	H	2	0	0	0	0	0	0	0	0	0	0	3	3	0.00	0.000
Paul Shuey, R (8, 1) ERA: 2.4	1.0	H	5	2	1	1	1	0	0	0	0	0	0	11	16	9.00	2.000

PITCHER	IP	WLS	BF	H	R	ER	SO	BB	IBB	HBP	BLK	WP	HR	S	P	ERA	WHIP
Steve Karsay, R (9, 1) ERA: 3.3	1.0	S	4	0	0	0	1	1	0	0	0	0	0	8	14	0.00	1.000

Batter	1	2	3	4	5	6	7	8	9	AB	R	H	RBI	BB	SO	LOB
Kenny Lofton, L OBP: 0.366, SLG: 0.424 (1, 8)	4-2 S 1B BB		0-0 F6		1-0 2B 1B	1-1 S 1B				3	1	2	1	1	0	0
Omar Vizquel, S OBP: 0.352, SLG: 0.390 (1, 6)	1-0 F5		3-2 G6-3		1-0 2B 2B	1-1 G6-3				4	1	1	1	0	0	2
Roberto Alomar, S OBP: 0.331, SLG: 0.403 (1, 4)	1-0 2-H 1B			1-2 P6	1-1 G1-3			2-2 G3-1		4	0	1	0	0	0	2
Manny Ramirez, R OBP: 0.424, SLG: 0.617 (1, 10)	2-3 K			4-2 FC5-4 BB	0-0 P4			2-3 K		3	0	0	0	1	2	3
Jim Thome, L OBP: 0.386, SLG: 0.587 (1, 3)		2-1 HR		1-3 K	4-0 2B IBB			2-1 HR		3	3	2	2	1	1	1
Travis Fryman, R OBP: 0.414, SLG: 0.541 (1, 5)		2-3 K		2-2 FC5-4	0-2 2B			1-0 G4-3		4	0	1	3	0	1	1
Russell Branyan, L OBP: 0.367, SLG: 0.680 (1, 9)		4-1 G6-3 BB							1-3 K	1	1	0	0	2	1	1
Jolbert Cabrera, R OBP: 0.272, SLG: 0.273 (8, 9)										1	0	0	0	0	1	0
Richie Sexson, R OBP: 0.305, SLG: 0.447 (1, 7)		0-0 G6-3			0-1 2B 1B	2-2 G6-3			2-3 K	4	1	1	0	0	1	1
Sandy Alomar Jr., R OBP: 0.359, SLG: 0.439 (1, 2)			2-2 G6-3		0-0 1B 2B	2-1 F3			2-2 F9	4	1	1	1	0	0	0

Inning Stats	R: 0	H: 1	E: 0	K: 1	S: 7	R: 1	H: 1	E: 0	K: 1	S: 8	R: 0	H: 0	E: 0	K: 0	S: 7	R: 0	H: 0	E: 0	K: 1	S: 14	R: 6	H: 5	E: 0	K: 1	S: 20	R: 0	H: 1	E: 0	K: 0	S: 9	R: 1	H: 1	E: 0	K: 1	S: 9	R: 0	H: 0	E: 0	K: 2	S: 11	1B: 4	2B: 3	3B: 0	HR: 2	SF: 0	SAC: 0	DP: 1	HBP: 0	WP: 0	PB: 0	SB: 2	CS: 0	PA: 36
--------------	------	------	------	------	------	------	------	------	------	------	------	------	------	------	------	------	------	------	------	-------	------	------	------	------	-------	------	------	------	------	------	------	------	------	------	------	------	------	------	------	-------	-------	-------	-------	-------	-------	--------	-------	--------	-------	-------	-------	-------	--------

PITCHER	IP	WLS	BF	H	R	ER	SO	BB	IBB	HBP	BLK	WP	HR	S	P	ERA	WHIP
Wade Miller, R ERA: 7.71 (1, 1)	7.0	L	33	9	8	8	5	4	1	0	0	0	2	74	128	10.29	1.857
Doug Henry, R ERA: 4.82 (8, 1)	1.0		3	0	0	0	2	0	0	0	0	0	0	11	16	0.00	0.000


BOTTOM

Houston Astros @ Cleveland Indians
Jacobs Field, Cleveland, OH

Mon Jul 17 2000, 7:05 PM EDT
Att: 43,081 - Sunny - 83 F

livebaseballscorecards.com

AB	31
R	8
H	9
RBI	8
BB	5
SO	7
LOB	11




Batter	1	2	3	4	5	6	7	8	9	AB R H RBI BB SO LOB	
Bill Spiers, L (1, 5) OBP: 0.397, SLG: 0.405	1-1 1B 17 FC4-6 2B		2-2 G3		1-0 L6		4-2 FC6-4 BB		0-1 G3-1	4 1 1 0 1 0 0	
Craig Biggio, R (1, 4) OBP: 0.392, SLG: 0.378	0-0 17 FC4-6 1B		2-1 BB 5 1B		0-0 1B		0-1 FC6-4 5 1B 1-2f		0-0 G5-3	5 0 3 0 0 0 1	
5 Jeff Bagwell, R (1, 3) OBP: 0.406, SLG: 0.550	2-3 1B		2-0 BB 1-2 1B		2-3 K		1-1 17 G6-4-3 1B 1-2			4 0 2 0 0 2 3	
17 Lance Berkman, S (1, 9) OBP: 0.373, SLG: 0.571	2-1 FC4-6 BB 1-2f 3-H		2-1 F7		0-1 P6		2-0 G6-4-3 1-2f			4 0 0 1 0 0 6	
Moises Alou, R (1, 7) OBP: 0.428, SLG: 0.644	4-2 1-2 BB		4-0 1-2 2-3 BB		3-2 G6-4-3 1B		0-0 G5-3			2 0 1 0 2 0 0	
Richard Hidalgo, R (1, 8) OBP: 0.384, SLG: 0.616	2-3 K		2-3 K		2-0 G6-4-3 1-2f		1-2 G4-6-3 1B			4 0 1 0 0 2 6	
Daryle Ward, L (1, 10) OBP: 0.270, SLG: 0.486			3-3 K		1-1 F9		0-1 2B 1B		2-1 G4-6-3 1-2f	4 0 1 0 0 1 1	
Tony Eusebio, R (1, 2) OBP: 0.312, SLG: 0.356			0-3 K		1-1 E5 G4-6-3		2-0 1-3 2B		0-0 HR	4 1 2 1 0 1 0	
Julio Lugo, R (1, 6) OBP: 0.317, SLG: 0.349			2-2 G4-3		0-2 G4-6-3 1-2f		1-1 G1-3		2-3 K	4 0 0 0 0 1 3	
Inning Stats	R: 1 H: 2 E: 0 LOB: 2 K: 2 BB: 1 S: 14 P: 25	R: 0 H: 0 E: 0 LOB: 0 K: 2 BB: 0 S: 10 P: 15	R: 0 H: 2 E: 0 LOB: 3 K: 1 BB: 1 S: 13 P: 27	R: 0 H: 0 E: 1 LOB: 0 K: 0 BB: 0 S: 7 P: 9	R: 0 H: 1 E: 0 LOB: 1 K: 1 BB: 0 S: 7 P: 10	R: 0 H: 3 E: 0 LOB: 2 K: 0 BB: 0 S: 10 P: 18	R: 0 H: 1 E: 0 LOB: 1 K: 0 BB: 1 S: 10 P: 17	R: 0 H: 1 E: 0 LOB: 0 K: 0 BB: 0 S: 6 P: 9	R: 1 H: 1 E: 0 LOB: 0 K: 1 BB: 0 S: 7 P: 9	1B: 8 SF: 0 2B: 2 SAC: 0 3B: 0 DP: 4 HR: 1 HBP: 0	
PITCHER	IP WLS BF H R ER SO BB IBB HBP BLK WP HR S P ERA WHIP										
Dave Burba, R (1, 1) ERA: 5.18	7.0 W 31 9 1 1 6 3 0 0 0 0 0 0 71 121 1.29 1.714										
Steve Reed, R (8, 1) ERA: 5.74	2.0 7 2 1 1 1 0 0 0 0 0 0 1 13 18 4.50 1.000										

TOP

Houston Astros @ Cleveland Indians
Jacobs Field, Cleveland, OH

Tue Jul 18 2000, 7:05 PM EDT
Att. 43,135 - Cloudy - 69 F

AB	35
R	2
H	11
RBI	2
BB	3
SO	7
LOB	20



livebaseballscorecards.com

BOTTOM

Houston Astros @ Cleveland Indians
Jacobs Field, Cleveland, OH
Tue Jul 18 2000, 7:05 PM EDT
Att: 43,135 - Cloudy - 69 F

livebaseballscorecards.com

AB	30
R	8
H	8
RBI	7
BB	8
SO	5
LOB	19



WP:	1	PA:	40
PB:	0		
SB:	2		
CS:	0		

AB R H RBI BB SO LOB

4 2 2 0 1 1 1

4 1 2 0 1 0 1

4 2 2 2 0 0 2

4 2 2 5 0 0 1

0 0 0 0 4 0 0

4 0 0 0 0 1 6

3 0 0 0 1 2 5

0 0 0 0 0 0 0

3 0 0 0 1 0 1

4 1 0 0 0 1 2

1B:	5	SF:	2
2B:	1	SAC:	0
3B:	0	DP:	1
HR:	2	HBP:	0

Batter	1	2	3	4	5	6	7	8	9
Kenny Lofton, L OBP: 0.369, SLG: 0.425 (1, 8)	4-2 1B G4-3 BB	0-0 1B		0-3 K		0-0 E7 SF8 1B	1-2 G3		
Omar Vizquel, S OBP: 0.355, SLG: 0.391 (1, 6)	1-1 BB G4-3 1B	2-1 G4-3			3-2 G4-3	4-0 HR BB		0-2 G3-6-3 1B	
Roberto Alomar, S OBP: 0.332, SLG: 0.407 (1, 4)	2-1 G4-3		1-0 WP S SF8 1B		0-1 S HR 2B	1-2 SF8		3-2 G3-6-3 1-2f	
Manny Ramirez, R OBP: 0.424, SLG: 0.644 (1, 10)	3-2 E6 BB		3-1 SF8 1-H		2-2 HR 2-H	2-1 HR 1-H		1-0 L6	
Jim Thome, L OBP: 0.392, SLG: 0.587 (1, 3)	4-1 1-2 2-3 BB		4-0 FC5-4 BB		4-2 BB	4-1 FC5-4 BB			
Travis Fryman, R OBP: 0.409, SLG: 0.534 (1, 5)	1-3 K		1-1 FC5-4 1-2f		0-0 F3	2-2 FC5-4 1-2f			
Russell Branyan, L OBP: 0.363, SLG: 0.660 Jobert Cabrera, R OBP: 0.272, SLG: 0.273 (1, 9) (8, 9)	2-3 K		0-0 F8		0-3 K		4-2 BB		
Richie Sexson, R OBP: 0.304, SLG: 0.443 (1, 7)		2-1 G5-3		0-1 G6-3		4-2 FC6-4 BB	2-1 F8		
Sandy Alomar Jr., R OBP: 0.352, SLG: 0.429 (1, 2)		0-3 K		0-0 G1-3		0-1 FC6-4 1B E 1-2f	0-0 P6		

Inning Stats	R	H	E	K	S	R	H	E	K	S	R	H	E	K	S	R	H	E	K	S	R	H	E	K	S	R	H	E	K	S						
	1	1	1	2	19	0	0	0	1	8	0	0	0	1	6	2	2	0	1	18	4	0	0	8	16	0	0	0	10	15	0	1	0	0	10	14

PITCHER	IP	WLS	BF	H	R	ER	SO	BB	IBB	HBP	BLK	WP	HR	S	P	ERA	WHIP
Shane Reynolds, R ERA: 4.96 (1, 1)	5.2	L	31	7	8	8	5	6	0	0	0	1	2	68	118	12.71	2.294
Marc Valdes, R ERA: 3.38 (6, 1)	0.1		2	0	0	0	0	1	0	0	0	0	0	5	11	0.00	3.000
Joe Slusarski, R ERA: 3.64 (7, 1)	1.0		4	0	0	0	0	1	0	0	0	0	0	8	15	0.00	1.000
Jose Cabrera, R ERA: 6.15 (8, 1)	1.0		3	1	0	0	0	0	0	0	0	0	0	10	14	0.00	1.000

Kansas City Royals @ Cleveland Indians
 Jacobs Field, Cleveland, OH

Wed Jul 19 2000, 7:05 PM EDT
 Att. 43,248 - Cloudy - 66 F

livebaseballscorecards.com

AB	38
R	10
H	12
RBI	10
BB	4
SO	6
LOB	13



WP: 0	PA: 43
PB: 0	
SB: 0	
CS: 0	

Batter	1	2	3	4	5	6	7	8	9	AB	R	H	RBI	BB	SO	LOB
Johnny Damon, L (1, 8) OBP: 0.370, SLG: 0.444	G3-1		1B		P5		1B	HR		5	2	3	3	0	0	0
Rey Sanchez, R (1, 6) OBP: 0.285, SLG: 0.304	G6-3		1B			1B	SF9			5	1	3	0	0	0	0
29 Mike Sweeney, R (1, 3) OBP: 0.413, SLG: 0.552	FC4-6 BB		G4-3			FC6-4 HR	SF9 BB	F9		4	1	1	1	1	0	3
Jermaine Dye, R (1, 9) OBP: 0.389, SLG: 0.597	FC4-6 1-2f				FC4-6 1B	HR	BB	F8		4	1	2	0	1	0	1
Joe Randa, R (1, 5) OBP: 0.372, SLG: 0.478		F8		FC4-6 1-2f		K	SF9		P6	4	0	0	1	0	1	3
Mark Quinn, R (1, 7) OBP: 0.340, SLG: 0.484		G5-3		K		HR	F9		G6-3	5	1	1	0	0	1	3
Dave McCarty, R (1, 10) OBP: 0.354, SLG: 0.583		G1-3		K		HR	K		P4	5	1	1	4	0	2	3
Gregg Zaun, S (1, 2) OBP: 0.365, SLG: 0.362			F9			HR		HR		3	2	1	1	1	0	0
Carlos Febles, R (1, 4) OBP: 0.361, SLG: 0.355			K		K	G4-3		HR		3	1	0	0	1	2	0

Inning Stats	R: 0	H: 0	E: 0	K: 0	S: 18	P: 27	R: 0	H: 0	E: 0	K: 0	S: 7	P: 10	R: 0	H: 2	E: 0	K: 1	S: 14	P: 21	R: 0	H: 1	E: 0	K: 2	S: 14	P: 21	R: 0	H: 0	E: 0	K: 1	S: 7	P: 11	R: 5	H: 5	E: 0	K: 1	S: 20	P: 31	R: 2	H: 3	E: 0	K: 1	S: 16	P: 26	R: 3	H: 1	E: 0	K: 0	S: 11	P: 21	R: 0	H: 0	E: 0	K: 0	S: 7	P: 10	1B: 9	2B: 0	3B: 0	HR: 3	SF: 1	SAC: 0	DP: 0	HBP: 0	WP: 0	PA: 43
--------------	------	------	------	------	-------	-------	------	------	------	------	------	-------	------	------	------	------	-------	-------	------	------	------	------	-------	-------	------	------	------	------	------	-------	------	------	------	------	-------	-------	------	------	------	------	-------	-------	------	------	------	------	-------	-------	------	------	------	------	------	-------	-------	-------	-------	-------	-------	--------	-------	--------	-------	--------

PITCHER	IP	WLS	BF	H	R	ER	SO	BB	IBB	HBP	BLK	WP	HR	S	P	ERA	WHIP
Chuck Finley, L (1, 1) ERA: 3.85	5.2	L	26	8	5	5	5	1	0	0	0	0	2	79	120	7.94	1.588
Justin Speier, R (6, 1) ERA: 2.64	0.1		5	3	2	2	0	1	0	0	0	0	0	8	15	54.00	12.000
Jaime Navarro, R (7, 1) ERA: 11.15	2.0		9	1	3	3	1	2	0	0	0	0	1	20	33	13.50	1.500
Steve Reed, R (9, 1) ERA: 5.57	1.0		3	0	0	0	0	0	0	0	0	0	0	7	10	0.00	0.000

Batter	1	2	3	4	5	6	7	8	9	AB	R	H	RBI	BB	SO	LOB
Kenny Lofton, L OBP: 0.367, SLG: 0.421 (1, 8)	G3-1		FC4-6 1B	G1-3		G3		F8 S 1B		5	0	1	0	0	0	4
Omar Vizquel, S OBP: 0.356, SLG: 0.391 (1, 6)	F7		S 1B		B1-3		BB FC1-2 1B	F8 1-3		5	0	2	0	0	0	1
Roberto Alomar, S OBP: 0.329, SLG: 0.403 (1, 4)	F7		F7		G1-3		FC1-2 BB 1B	G5-3		3	0	0	0	0	0	2
Jolbert Cabrera, R OBP: 0.277, SLG: 0.278 (7, 4)	F7		F7		G1-3		FC1-2 BB 1B	G5-3		2	0	1	0	0	0	1
Manny Ramirez, R OBP: 0.419, SLG: 0.632 (1, 10)		F7		P4	F9		FC1-2 BB	G6-3		4	0	0	0	1	0	0
Jim Thome, L OBP: 0.395, SLG: 0.606 (1, 3)		1B		HR		HR		F5		5	2	3	2	0	1	3
Travis Fryman, R OBP: 0.407, SLG: 0.532 (1, 5)		P5		1B	2B		FC1-2	G5-3		5	1	1	0	0	0	4
Ricky Ledee, L OBP: 0.327, SLG: 0.401 (1, 9)		P4		1B	BB		F5	G5-3		3	1	0	0	1	0	4
Richie Sexson, R OBP: 0.307, SLG: 0.443 (1, 7)			G6-3	E8 1B		1B 1B		F7		4	0	2	1	0	0	0
Sandy Alomar Jr., R OBP: 0.360, SLG: 0.452 (1, 2)			FC4-6 1B	G6-3		1B		HR		4	1	3	1	0	0	1

Inning Stats	R: 0	H: 0	E: 0	K: 0	S: 7	H: 0	LOB: 0	BB: 0	P: 11	R: 0	H: 1	E: 0	K: 0	S: 11	R: 0	H: 2	E: 0	K: 0	S: 12	R: 3	H: 3	E: 1	K: 0	S: 13	R: 0	H: 0	E: 0	K: 0	S: 4	R: 1	H: 3	E: 0	K: 0	S: 13	R: 0	H: 2	E: 0	K: 1	S: 18	R: 1	H: 2	E: 0	K: 0	S: 9	R: 0	H: 0	E: 0	K: 0	S: 8	1B: 9	SF: 0	2B: 1	SAC: 0	3B: 0	DP: 0	HR: 3	HBP: 0	WP: 0	PA: 42
--------------	------	------	------	------	------	------	--------	-------	-------	------	------	------	------	-------	------	------	------	------	-------	------	------	------	------	-------	------	------	------	------	------	------	------	------	------	-------	------	------	------	------	-------	------	------	------	------	------	------	------	------	------	------	-------	-------	-------	--------	-------	-------	-------	--------	-------	--------

PITCHER	IP	WLS	BF	H	R	ER	SO	BB	IBB	HBP	BLK	WP	HR	S	P	ERA	WHIP
Mac Suzuki, R ERA: 3.57 (1, 1)	6.0	W	28	9	4	3	0	1	0	0	0	0	0	11	17	∞	∞
Doug Bochtler, R ERA: 4.5 (7, 1)	0.0		3	2	0	0	0	1	0	0	0	0	0	4	6	0.00	0.000
Tim Byrdak, L ERA: (7, 1)	0.1	H	1	0	0	0	1	0	0	0	0	0	0	4	6	0.00	0.000
Jerry Spradlin, R ERA: 3.26 (7, 1)	2.2	S	10	2	1	1	0	0	0	0	0	0	1	20	32	3.38	0.750

BOTTOM

Kansas City Royals @ Cleveland Indians
Jacobs Field, Cleveland, OH

Wed Jul 19 2000, 7:05 PM EDT
Att: 43,248 - Cloudy - 66 F

livebaseballscorecards.com

AB 40
R 5
H 13
RBI 4
BB 2
SO 1
LOB 20



Batter	1	2	3	4	5	6	7	8	9	AB R H RBI BB SO LOB	TOP		
Johnny Damon, L (1, 8) <small>OBP: 0.375, SLG: 0.448</small>										6 2 4 2 0 1 0	Kansas City Royals @ Cleveland Indians Jacobs Field, Cleveland, OH Thu Jul 20 2000, 7:05 PM EDT Att. 43,222 - Cloudy - 73 F		
Rey Sanchez, R (1, 6) <small>OBP: 0.289, SLG: 0.308</small>										6 2 3 1 0 0 3			
29 Mike Sweeney, R (1, 3) <small>OBP: 0.415, SLG: 0.550</small>										3 1 1 2 2 0 1			
Jermaine Dye, R (1, 9) <small>OBP: 0.387, SLG: 0.593</small>										4 0 1 2 0 0 2			
Joe Randa, R (1, 5) <small>OBP: 0.370, SLG: 0.474</small>										5 1 1 0 0 0 4			
Mark Quinn, R (1, 7) <small>OBP: 0.345, SLG: 0.490</small>										5 1 3 1 0 1 0			
Todd Dunwoody, L (1, 10) <small>OBP: 0.292, SLG: 0.344</small>										2 0 1 2 1 0 1			
Gregg Zaun, S (1, 2) <small>OBP: 0.359, SLG: 0.349</small>										4 1 0 0 1 1 5			
Carlos Febles, R (1, 4) <small>OBP: 0.370, SLG: 0.367</small>										4 2 3 0 1 0 0			
Inning Stats	R: 0 H: 0 E: 0 LOB: 0 K: 1 BB: 0 S: 10 P: 15	R: 0 H: 1 E: 0 LOB: 1 K: 0 BB: 0 S: 7 P: 13	R: 5 H: 5 E: 0 LOB: 2 K: 0 BB: 2 S: 21 P: 39	R: 1 H: 2 E: 0 LOB: 1 K: 0 BB: 1 S: 8 P: 14	R: 0 H: 1 E: 0 LOB: 1 K: 1 BB: 0 S: 13 P: 17	R: 2 H: 3 E: 0 LOB: 1 K: 0 BB: 0 S: 9 P: 16	R: 0 H: 1 E: 0 LOB: 2 K: 1 BB: 1 S: 7 P: 15	R: 0 H: 1 E: 0 LOB: 1 K: 0 BB: 0 S: 9 P: 13	R: 2 H: 3 E: 0 LOB: 2 K: 0 BB: 1 S: 17 P: 26	1B: 14 SF: 3 2B: 3 SAC: 0 3B: 0 DP: 1 HR: 0 HBP: 0	WP: 1 PA: 47 PB: 0 SB: 2 CS: 0		
PITCHER	IP WLS BF H R ER SO BB IBB HBP BLK WP HR S P ERA WHIP											PITCHER	IP WLS BF H R ER SO BB IBB HBP BLK WP HR S P ERA WHIP
Jim Brower, R (1, 1) <small>ERA: 6.58</small>	2.1 L 15 6 5 5 1 2 0 0 0 0 0 0 33 58 19.29 3.429												
Jamie Brewington, R (3, 1) <small>ERA: 4.91</small>	3.0 15 6 3 3 1 1 0 0 0 0 1 0 33 52 9.00 2.333												
Justin Speier, R (6, 1) <small>ERA: 2.97</small>	2.2 12 4 2 2 1 1 0 0 0 0 0 0 22 37 6.75 1.875												
Cameron Cairncross, L (9, 1) <small>ERA:</small>	1.0 5 1 0 0 0 0 0 1 0 0 0 0 0 13 21 0.00 1.000												

livebaseballscorecards.com



Batter	1	2	3	4	5	6	7	8	9	AB	R	H	RBI	BB	SO	LOB
Kenny Lofton, L OBP: 0.367, SLG: 0.418 (1, 8)	1-3 K		2-1 F7		0-1 1B		3-2 G6-3		4-2 DI BB	4	0	1	0	1	1	0
Omar Vizquel, S OBP: 0.354, SLG: 0.391 (1, 6)	2-1 1B 2B		0-1 G5-3		0-0 F8		3-2 L6		3-2 F7 1-2	5	1	1	0	0	0	3
Jim Thome, L OBP: 0.396, SLG: 0.604 (1, 3)	3-1 1B 2-H 1B			1-1 P5		3-1 HR 1B		0-2 G6-3		4	1	2	1	0	0	0
Manny Ramirez, R OBP: 0.429, SLG: 0.665 (1, 10)	0-1 G5-4-3 1-2 1B			3-2 HR		2-0 1-H HR		4-2 G5-4-3 BB		3	2	3	3	1	0	0
Travis Fryman, R OBP: 0.405, SLG: 0.531 (1, 5)	2-1 G5-4-3 1-2f			1-1 F9		0-0 2B		1-1 G5-4-3 1-2f		4	0	1	0	0	0	3
Russell Bryan, L OBP: 0.359, SLG: 0.654 (1, 9)		1-2 G4-3		1-3 K		1-3 K		2-2 HR 2B		4	1	1	0	0	2	1
Ricky Ledee, L OBP: 0.326, SLG: 0.411 (1, 7)		1-1 G3		1-1 G3		2-3 K		0-0 2-H HR		4	1	1	2	0	1	1
Sandy Alomar Jr., R OBP: 0.353, SLG: 0.443 (1, 2)		1-2 L5		0-0 G4-3		2-3 K		0-0 F7		4	0	0	0	0	1	1
Jolbert Cabrera, R OBP: 0.276, SLG: 0.277 (1, 4)			2-1 G4-3		2-2 1B 1B		2-2 G6-3		2-0 G4-3	4	0	1	0	0	0	0

Inning Stats	R: 1	H: 3	E: 0	K: 1	S: 11	H: 3	LOB: 1	BB: 0	P: 19	R: 0	H: 0	E: 0	K: 0	S: 8	H: 0	LOB: 0	BB: 0	P: 11	R: 0	H: 0	E: 0	K: 0	S: 6	H: 0	LOB: 0	BB: 0	P: 10	R: 1	H: 1	E: 0	K: 1	S: 10	H: 2	LOB: 2	BB: 0	P: 12	R: 2	H: 3	E: 0	K: 3	S: 14	H: 3	LOB: 1	BB: 0	P: 24	R: 0	H: 0	E: 0	K: 0	S: 9	H: 0	LOB: 0	BB: 0	P: 17	R: 0	H: 0	E: 0	K: 0	S: 7	H: 0	LOB: 0	BB: 1	P: 12	R: 2	H: 2	E: 0	K: 0	S: 15	H: 2	LOB: 1	BB: 1	P: 26	1B: 5	SF: 0	2B: 3	SAC: 0	3B: 0	DP: 2	HR: 3	HBP: 0	WP: 0	PA: 38
--------------	------	------	------	------	-------	------	--------	-------	-------	------	------	------	------	------	------	--------	-------	-------	------	------	------	------	------	------	--------	-------	-------	------	------	------	------	-------	------	--------	-------	-------	------	------	------	------	-------	------	--------	-------	-------	------	------	------	------	------	------	--------	-------	-------	------	------	------	------	------	------	--------	-------	-------	------	------	------	------	-------	------	--------	-------	-------	-------	-------	-------	--------	-------	-------	-------	--------	-------	--------

PITCHER	IP	WLS	BF	H	R	ER	SO	BB	IBB	HBP	BLK	WP	HR	S	P	ERA	WHIP
Jeff Suppan, R ERA: 5.73 (1, 1)	7.1	W	31	9	4	4	5	1	0	0	0	0	2	72	118	4.91	1.364
Ricky Bottalico, R ERA: 4.56 (8, 1)	1.2		7	2	2	2	0	1	0	0	0	0	1	17	29	10.80	1.800

BOTTOM

Kansas City Royals @ Cleveland Indians
Jacobs Field, Cleveland, OH
 Thu Jul 20 2000, 7:05 PM EDT
 Att: 43,222 - Cloudy - 73 F

AB	36
R	6
H	11
RBI	6
BB	2
SO	5
LOB	9



WP	PA	ERA	WHIP
0	38		

Batter	1	2	3	4	5	6	7	8	9	AB R H RBI BB SO LOB	TOP											
Kenny Lofton, L (1, 8) OBP: 0.364, SLG: 0.414	1-3 K		1-1 SH1-3		2-2 F7			2-1 F8		3 0 0 0 0 1 0	Cleveland Indians @ Minnesota Twins Hubert H. Humphrey Metrodome, Minneapolis, MN Fri Jul 21 2000, 8:05 PM EDT Att: 19,231 - Dome - 72 F livebaseballscorecards.com											
Omar Vizquel, S (1, 6) OBP: 0.353, SLG: 0.390	0-1 1B		1-3 K			2-2 G6-3		0-0 F9		4 0 1 0 0 1 1												
Jim Thome, L (1, 3) OBP: 0.394, SLG: 0.600	1-0 F7		1-3 K			0-0 1B		0-3 K		4 0 1 0 0 2 2												
Manny Ramirez, R (1, 10) OBP: 0.426, SLG: 0.671	2-3 K			2-0 F8		0-0 F8		2-2 HR		4 1 1 1 0 1 2												
Travis Fryman, R (1, 5) OBP: 0.409, SLG: 0.534		0-0 1B		0-0 1B		2-1 F9		0-1 2B FC6-2 1B		4 0 3 0 0 0 1												
Richie Sexson, R (1, 7) OBP: 0.309, SLG: 0.446		0-3 K		1-1 F8		4-1 G6-3 BB		3-2 2B		3 0 1 0 1 1 2												
Alex Ramirez, R (1, 9) OBP: 0.316, SLG: 0.486		1-2 P6		2-2 P6		0-1 P4		1-0 FC6-2		4 0 0 0 0 0 5												
Einar Diaz, R (1, 2) OBP: 0.312, SLG: 0.377		0-0 F9			1-2 F8		2-1 G6-3	3-H 2-3 K		3 0 0 0 0 0 2												
Russell Branyan, L (9, PH) OBP: 0.357, SLG: 0.648										1 0 0 0 0 1 2												
Jolbert Cabrera, R (1, 4) OBP: 0.277, SLG: 0.289			1-0 SH1-3 2B		0-2 G5-3			0-0 F8		3 0 1 0 0 0 0												
Inning Stats	R: 0 E: 0 K: 2 S: 11	H: 1 LOB: 1 BB: 0 P: 15	R: 0 E: 0 K: 1 S: 8	H: 1 LOB: 1 BB: 0 P: 9	R: 0 E: 0 K: 2 S: 9	H: 1 LOB: 1 BB: 0 P: 13	R: 0 E: 0 K: 0 S: 7	H: 1 LOB: 1 BB: 0 P: 12	R: 0 E: 0 K: 0 S: 9	H: 0 LOB: 0 BB: 0 P: 12	R: 0 E: 0 K: 0 S: 8	H: 1 LOB: 1 BB: 0 P: 12	R: 0 E: 0 K: 0 S: 5	H: 0 LOB: 0 BB: 1 P: 11	R: 0 E: 0 K: 0 S: 4	H: 0 LOB: 0 BB: 0 P: 6	R: 1 E: 0 K: 2 S: 15	H: 3 LOB: 2 BB: 0 P: 23	1B: 5 2B: 2 3B: 0 HR: 1	SF: 0 SAC: 1 DP: 1 HBP: 0	WP: 0 PB: 0 SB: 0 CS: 0	PA: 35
PITCHER	IP WLS BF H R ER SO BB IBB HBP BLK WP HR S P ERA WHIP																					
Mark Redman, L (1, 1) ERA: 4.35	8.1 W 31 6 1 1 6 1 0 0 0 0 0 1 67 98 1.08 0.840																					
LaTroy Hawkins, R (9, 1) ERA: 3.7	0.2 S 4 2 0 0 1 0 0 0 0 0 0 0 9 15 0.00 3.000																					



Batter	1	2	3	4	5	6	7	8	9	AB R H RBI BB SO LOB	BOTTOM
--------	---	---	---	---	---	---	---	---	---	----------------------	--------

Cristian Guzman, S (1, 6) <small>OBP: 0.316, SLG: 0.426</small> 										4 0 1 0 0 0 1	Cleveland Indians @ Minnesota Twins Hubert H. Humphrey Metrodome, Minneapolis, MN <small>Fri Jul 21 2000, 8:05 PM EDT</small> <small>Att: 19,231 - Dome - 72 F</small>
Denny Hocking, S (1, 4) <small>OBP: 0.348, SLG: 0.394</small> 										3 0 1 0 1 0 1	
Matt Lawton, L (1, 7) <small>OBP: 0.435, SLG: 0.484</small> 										4 1 2 0 0 0 2	
Ron Coomer, R (1, 3) <small>OBP: 0.324, SLG: 0.432</small> 										4 0 1 0 0 1 3	
David Ortiz, L (1, 10) <small>OBP: 0.390, SLG: 0.469</small> 										4 1 2 1 0 0 1	
Corey Koskie, L (1, 5) <small>OBP: 0.404, SLG: 0.466</small> 										3 0 1 1 1 1 1	
Chad Allen, R (1, 9) <small>OBP: 0.351, SLG: 0.353</small> 										4 0 0 0 0 2 4	
Jacque Jones, L (1, 8) <small>OBP: 0.322, SLG: 0.492</small> 										4 0 0 0 0 2 4	
Chad Moeller, R (1, 2) <small>OBP: 0.238, SLG: 0.186</small> 										2 0 0 0 2 0 2	
Inning Stats R: 0 H: 1 E: 0 K: 0 S: 7 H: 1 LOB: 1 BB: 1 P: 14 R: 0 H: 0 E: 0 K: 1 S: 7 H: 0 LOB: 0 BB: 0 P: 11 R: 0 H: 1 E: 0 K: 0 S: 10 H: 1 LOB: 1 BB: 0 P: 18 R: 1 H: 2 E: 0 K: 1 S: 10 H: 2 LOB: 1 BB: 0 P: 20 R: 0 H: 1 E: 0 K: 0 S: 7 H: 1 LOB: 2 BB: 1 P: 15 R: 1 H: 2 E: 0 K: 1 S: 9 H: 2 LOB: 2 BB: 1 P: 20 R: 0 H: 0 E: 0 K: 0 S: 8 H: 0 LOB: 0 BB: 0 P: 13 R: 0 H: 1 E: 0 K: 1 S: 11 H: 1 LOB: 2 BB: 1 P: 17										1B: 6 SF: 0 2B: 3 SAC: 0 3B: 0 DP: 2 HR: 0 HBP: 0	WP: 0 PA: 35 PB: 0 SB: 0 CS: 0

PITCHER	IP	WLS	BF	H	R	ER	SO	BB	IBB	HBP	BLK	WP	HR	S	P	ERA	WHIP	PITCHER	IP	WLS	BF	H	R	ER	SO	BB	IBB	HBP	BLK	WP	HR	S	P	ERA	WHIP	
Bartolo Colon, R (1, 1) <small>ERA: 4.11</small>	8.0	L	35	8	2	2	4	4	1	0	0	0	0	69	128	2.25	1.500																			



Batter	1	2	3	4	5	6	7	8	9	AB R H RBI BB SO LOB
--------	---	---	---	---	---	---	---	---	---	----------------------

Kenny Lofton, L <small>(1, 8) X</small> <small>OBP: 0.364, SLG: 0.409</small>	0-0 		3-2 	4-1 		4-0 		3-2 		3 0 0 0 2 0 2
Omar Vizquel, S <small>(1, 6) B B B B</small>	4-0 		1-1 	2-3 		0-1 		0-0 		4 1 2 0 1 1 3
Jim Thome, L <small>(1, 3) C C B B B B</small>	3-2 		2-2 	2-3 		1-1 		1-3 		4 0 0 0 0 2 7
Manny Ramirez, R <small>(1, 10) B F B B X</small>	2-1 			4-0 	4-1 	3-3 		0-0 		3 2 1 2 2 1 5
Travis Fryman, R <small>(1, 5) B C B X</small>	2-1 			0-1 	0-0 		1-3 		1-2 	5 1 1 0 0 1 1
Russell Branyan, L <small>(1, 9) B B B X</small>		2-0 		1-0 	0-0 		1-3 		1-3 	5 1 2 0 0 2 1
Sandy Alomar Jr., R <small>(1, 2) C B B B B B</small>		4-2 		0-3 	0-1 		1-0 		0-1 	4 0 1 0 1 1 3
Richie Sexson, R <small>(1, 7) C B B B B B</small>		2-2 		2-0 	1-0 		1-0 			4 1 2 4 0 0 4
Jolbert Cabrera, R <small>(1, 4) C C B B X</small>		0-1 		4-1 	0-1 		1-2 			3 0 1 0 1 0 1

Inning Stats	R: 2 H: 1 E: 0 LOB: 0 K: 0 BB: 1 S: 8 P: 19	R: 0 H: 1 E: 0 LOB: 1 K: 0 BB: 1 S: 14 P: 22	R: 0 H: 1 E: 0 LOB: 0 K: 0 BB: 0 S: 9 P: 15	R: 4 H: 3 E: 0 LOB: 2 K: 3 BB: 3 S: 15 P: 34	R: 0 H: 1 E: 0 LOB: 2 K: 0 BB: 1 S: 6 P: 11	R: 0 H: 0 E: 0 LOB: 2 K: 1 BB: 1 S: 8 P: 16	R: 0 H: 0 E: 0 LOB: 0 K: 2 BB: 0 S: 8 P: 11	R: 0 H: 3 E: 0 LOB: 3 K: 1 BB: 0 S: 12 P: 18	R: 0 H: 0 E: 0 LOB: 0 K: 1 BB: 0 S: 10 P: 12	1B: 7 SF: 0 2B: 1 SAC: 0 3B: 0 DP: 2 HR: 2 HBP: 1	WP: 0 PA: 43 PB: 0 SB: 0 CS: 0
--------------	---	--	---	--	---	---	---	--	--	---	--------------------------------

PITCHER	IP	WLS	BF	H	R	ER	SO	BB	IBB	HBP	BLK	WP	HR	S	P	ERA	WHIP
Mike Lincoln, R (1, 1)	3.1		17	6	6	6	1	3	0	0	0	0	2	38	70	16.20	2.700
Johan Santana, L (4, 1)	2.1	W	13	1	0	0	2	4	0	1	0	0	0	19	41	0.00	2.143
Hector Carrasco, R (6, 1)	1.1	H	6	2	0	0	3	0	0	0	0	0	0	15	23	0.00	1.500
Eddie Guardado, L (8, 1)	0.2	H	3	1	0	0	1	0	0	0	0	0	0	7	11	0.00	1.500
Bob Wells, R (8, 1)	1.1	S	4	0	0	0	1	0	0	0	0	0	0	11	13	0.00	0.000

TOP

Cleveland Indians @ Minnesota Twins
 Hubert H. Humphrey Metrodome, Minneapolis, MN

Sat Jul 22 2000, 7:05 PM EDT
 Att. 14,108 - Dome - 72 F

AB	35
R	6
H	10
RBI	6
BB	7
SO	8
LOB	27



WP: 0	PA: 43
PB: 0	SB: 0
CS: 0	

livebaseballscorecards.com

Batter	1	2	3	4	5	6	7	8	9	AB	R	H	RBI	BB	SO	LOB	BOTTOM
--------	---	---	---	---	---	---	---	---	---	----	---	---	-----	----	----	-----	--------

Cristian Guzman, S (1, 6) <small>OBP: 0.314, SLG: 0.422</small>										3	0	0	1	1	1	4	Cleveland Indians @ Minnesota Twins Hubert H. Humphrey Metrodome, Minneapolis, MN Sat Jul 22 2000, 7:05 PM EDT Att. 14,108 - Dome - 72 F <small>livebaseballscorecards.com</small>
Denny Hocking, S (1, 4) <small>OBP: 0.349, SLG: 0.394</small>										5	2	2	0	0	0	3	
Matt Lawton, L (1, 7) <small>OBP: 0.432, SLG: 0.480</small>										5	1	1	0	0	1	2	
Ron Coomer, R (1, 3) <small>OBP: 0.330, SLG: 0.443</small>										5	2	4	2	0	0	0	
David Ortiz, L (1, 10) <small>OBP: 0.395, SLG: 0.477</small>										5	2	3	1	0	2	0	
Corey Koskie, L (1, 5) <small>OBP: 0.408, SLG: 0.472</small>										3	1	2	1	1	0	2	
Chad Allen, R (1, 9) <small>OBP: 0.366, SLG: 0.378</small>										3	1	2	2	0	0	1	
Jacque Jones, L (1, 8) <small>OBP: 0.327, SLG: 0.495</small>										4	1	3	1	0	0	0	
Marcus Jensen, S (1, 2) <small>OBP: 0.323, SLG: 0.336</small>										3	0	1	0	1	1	3	

Inning Stats	R: 4	H: 5	E: 0	LOB: 3	K: 1	P: 34	R: 0	H: 3	E: 0	LOB: 2	K: 1	P: 25	R: 1	H: 2	E: 0	LOB: 0	K: 0	P: 17	R: 3	H: 4	E: 0	LOB: 1	K: 0	P: 16	R: 2	H: 2	E: 1	LOB: 2	K: 1	P: 22	R: 0	H: 1	E: 0	LOB: 0	K: 1	P: 10	R: 0	H: 1	E: 0	LOB: 1	K: 0	P: 15	R: 0	H: 0	E: 0	LOB: 0	K: 1	P: 20
--------------	------	------	------	--------	------	-------	------	------	------	--------	------	-------	------	------	------	--------	------	-------	------	------	------	--------	------	-------	------	------	------	--------	------	-------	------	------	------	--------	------	-------	------	------	------	--------	------	-------	------	------	------	--------	------	-------

AB 36 R 10 H 18 RBI 8 BB 3 SO 5 LOB 15	
WP: 0 PA: 41 PB: 0 SAC: 0 SB: 2 DP: 3 CS: 1 HBP: 0	

PITCHER	IP	WLS	BF	H	R	ER	SO	BB	IBB	HBP	BLK	WP	HR	S	P	ERA	WHIP
Tim Drew, R (1, 1) <small>ERA: 10.0</small>	3.0		19	10	5	5	2	2	0	0	0	0	0	44	76	15.00	4.000
Kane Davis, R (4, 1) <small>ERA: 14.73</small>	1.2	L	10	5	5	3	1	1	0	0	1	0	0	19	30	16.20	3.600
Cameron Cairncross, L (5, 1) <small>ERA:</small>	2.1		9	3	0	0	1	0	0	0	0	0	0	23	33	0.00	1.286
Jaime Navarro, R (8, 1) <small>ERA: 10.8</small>	1.0		3	0	0	0	1	0	0	0	0	0	0	14	20	0.00	0.000

Batter	1	2	3	4	5	6	7	8	9	AB R H RBI BB SO LOB	TOP											
Kenny Lofton, L (1, 8) OBP: 0.360, SLG: 0.404	0-1 G5-3		3-3 K		2-1 G6-3		0-0 SH5-3		3-3 K	4 0 0 0 0 2 1												
Omar Vizquel, S (1, 6) OBP: 0.361, SLG: 0.403	2-2 P6		2-1 1B		2-2 1B		4-1 1B BB		1-0 HR	4 2 3 2 1 0 0												
Jim Thome, L (1, 3) OBP: 0.395, SLG: 0.590	1-0 1B		3-2 G4-3		4-2 1B		4-2 1B BB		1-3 K	3 1 1 0 2 1 1												
Manny Ramirez, R (1, 10) OBP: 0.430, SLG: 0.682	2-3 K			1-2 HR 2B	3-3 K		2-1 1B			4 1 2 2 0 2 3												
Travis Fryman, R (1, 5) OBP: 0.407, SLG: 0.539		0-0 1B		2-1 HR		0-1 P4	2-2 SF9-2-5			3 1 2 3 0 0 0												
Ricky Ledee, L (1, 9) OBP: 0.325, SLG: 0.412		0-0 G1-6-3		3-3 K		2-2 1B 2B		3-2 L6		4 1 1 0 0 1 1												
Richie Sexson, R (1, 7) OBP: 0.311, SLG: 0.453		1-1 F9		1-3 K		2-2 1B		3-3 K		4 0 1 1 0 2 0												
Einar Diaz, R (1, 2) OBP: 0.310, SLG: 0.387			1-1 1B 3B		0-2 P6		0-0 G5-4-3		2-2 F3	4 1 1 0 0 0 1												
Jolbert Cabrera, R (1, 4) OBP: 0.284, SLG: 0.288			1-3 K			0-1 F7		0-0 1B	0-1 F5	4 1 1 0 0 1 1												
Inning Stats	R: 0 E: 0 K: 1 S: 11	H: 1 LOB: 1 BB: 0 P: 16	R: 0 E: 0 K: 0 S: 4	H: 1 LOB: 0 BB: 0 P: 5	R: 1 E: 0 K: 2 S: 14	H: 2 LOB: 1 BB: 0 P: 24	R: 2 E: 0 K: 2 S: 17	H: 2 LOB: 0 BB: 0 P: 24	R: 0 E: 0 K: 1 S: 13	H: 1 LOB: 2 BB: 1 P: 24	R: 1 E: 0 K: 0 S: 10	H: 2 LOB: 0 BB: 0 P: 14	R: 3 E: 0 K: 0 S: 12	H: 2 LOB: 0 BB: 2 P: 24	R: 0 E: 0 K: 1 S: 10	H: 0 LOB: 0 BB: 0 P: 18	R: 1 E: 0 K: 2 S: 9	H: 1 LOB: 0 BB: 0 P: 14	1B: 7 2B: 3 3B: 1 HR: 2	SF: 1 SAC: 1 DP: 3 HBP: 0	WP: 1 PB: 0 SB: 0 CS: 0	PA: 39
PITCHER	IP WLS BF H R ER SO BB IBB HBP BLK WP HR S P ERA WHIP																					
Brad Radke, R (1, 1) ERA: 4.14	6.0 L 26 9 4 4 6 1 0 0 0 0 0 1 69 107 6.00 1.667																					
Travis Miller, L (7, 1) ERA: 4.12	0.1 4 1 3 3 0 2 0 0 0 0 0 0 7 15 81.00 9.000																					
Hector Carrasco, R (7, 1) ERA: 4.27	0.2 2 1 0 0 0 0 0 0 0 0 1 0 5 9 0.00 1.500																					
54 Jason Ryan, R (8, 1) ERA: 11.57	2.0 7 1 1 1 3 0 0 0 0 0 0 1 19 32 4.50 0.500																					

Cleveland Indians @ Minnesota Twins
 Hubert H. Humphrey Metrodome, Minneapolis, MN
 Sun Jul 23 2000, 2:05 PM EDT
 Att. 13,623 - Dome - 72 F

AB	34
R	8
H	12
RBI	8
BB	3
SO	9
LOB	8



livebaseballscorecards.com

Batter	1	2	3	4	5	6	7	8	9	AB R H RBI BB SO LOB
Cristian Guzman, S (1, 6) OBP: 0.315, SLG: 0.422	2-3 K		0-3 K2-3		0-0 1B		2-3 K		0-0 G6-3 1B	5 0 2 0 0 3 0
Jay Canizaro, R (1, 4) OBP: 0.346, SLG: 0.436	0-1 G6-3		2-3 K		0-2 G5-3		0-0 P6		3-2 G6-3 1-2f	5 0 0 0 0 1 3
Matt Lawton, L (1, 7) OBP: 0.435, SLG: 0.480	4-1 S HR BB		1-0 1B		1-0 F8		1-0 WP S HBP			2 1 1 0 1 0 0
Ron Coomer, R (1, 3) OBP: 0.332, SLG: 0.452	3-1 1-H HR		1-0 F3		0-1 1B BB 1B		3-2 G6-3			4 2 2 2 0 0 2
David Ortiz, L (1, 10) OBP: 0.392, SLG: 0.473	0-1 F8		0-1 F9		3-2 BB BB 1B		0-0 F9			4 0 1 0 0 0 0
Corey Koskie, L (1, 5) OBP: 0.409, SLG: 0.468		4-2 G4-3-6 BB BB	1-0 F8		4-2 BB BB		1-3 K			2 0 0 0 2 1 0
Chad Allen, R (1, 9) OBP: 0.372, SLG: 0.368		4-0 BB	1-3 K		4-1 BB		3-2 F7			1 0 0 0 1 1 0
Midre Cummings, L (6, PH) OBP: 0.363, SLG: 0.444		1-2 G4-3-6 BB			1-2 2-3 3-H BB					1 0 0 1 1 0 0
Jacque Jones, L (1, 8) OBP: 0.326, SLG: 0.492		1-0 G4-3-6			1-3 K		3-3 K		2-3 K	2 0 0 0 0 1 2
Denny Hocking, S (6, PH) OBP: 0.346, SLG: 0.390		1-2f 2-3			1-3 K		2-2 P6		2-0 1B 1B	2 0 0 0 0 2 3
Chad Moeller, R (1, 2) OBP: 0.231, SLG: 0.180		0-3 K								2 0 0 0 0 2 1
Marcus Jensen, S (6, PH) OBP: 0.325, SLG: 0.338										2 0 1 0 0 0 3

BOTTOM

Cleveland Indians @ Minnesota Twins
 Hubert H. Humphrey Metrodome, Minneapolis, MN

livebaseballscores.com

AB	32
R	3
H	7
RBI	3
BB	5
SO	11
LOB	14



Inning Stats	R: 2	H: 1	E: 0	K: 1	S: 11	LOB: 0	BB: 1	P: 20
	R: 0	H: 0	E: 0	K: 1	S: 7	LOB: 1	BB: 2	P: 16
	R: 0	H: 1	E: 0	K: 2	S: 8	LOB: 1	BB: 0	P: 12
	R: 0	H: 0	E: 0	K: 1	S: 7	LOB: 0	BB: 0	P: 9
	R: 0	H: 1	E: 0	K: 2	S: 11	LOB: 1	BB: 0	P: 13
	R: 1	H: 2	E: 0	K: 1	S: 16	LOB: 3	BB: 2	P: 33
	R: 0	H: 0	E: 0	K: 1	S: 8	LOB: 1	BB: 0	P: 14
	R: 0	H: 0	E: 0	K: 1	S: 9	LOB: 0	BB: 0	P: 13
	R: 0	H: 2	E: 0	K: 1	S: 9	LOB: 1	BB: 0	P: 16

WP: 1	PA: 38
PB: 0	
SB: 2	
CS: 0	

PITCHER	IP	WLS	BF	H	R	ER	SO	BB	IBB	HBP	BLK	WP	HR	S	P	ERA	WHIP
Dave Burba, R (1, 1) ERA: 5.18	5.1	W	25	5	3	3	7	5	0	0	0	0	1	54	92	5.06	1.875
Cameron Cairncross, L (6, 1) ERA:	0.1	H	1	0	0	0	1	0	0	0	0	0	0	3	6	0.00	0.000
Justin Speier, R (6, 1) ERA: 2.78	2.1	H	8	0	0	0	2	0	0	1	0	1	0	20	32	0.00	0.000
Steve Karsay, R (9, 1) ERA: 3.22	1.0		4	2	0	0	1	0	0	0	0	0	0	9	16	0.00	2.000

Sun Jul 23 2000, 2:05 PM EDT
 Att: 13,623 - Dome - 72 F

Batter	1	2	3	4	5	6	7	8	9	AB R H RBI BB SO LOB	TOP											
Kenny Lofton, L (1, 8) OBP: 0.358, SLG: 0.400	2-1 G4-3		3-1 L8		0-0 G6-3			1-1 2B		5 1 1 0 0 0 1												
Omar Vizquel, S (1, 6) OBP: 0.364, SLG: 0.405	4-2 HR BB		1-2 G3-1		1-2 F7			2-0 G4-3 2B		3 2 1 1 2 0 0												
Roberto Alomar, S (1, 4) OBP: 0.330, SLG: 0.414	2-1 1-H HR			2-2 1B 2B		2-3 K		0-1 G4-3		5 2 2 2 0 1 3												
Manny Ramirez, R (1, 10) OBP: 0.426, SLG: 0.670	1-1 F2			2-2 F8		3-3 K		4-0 2B 1B IBB	1-0 G5-3	4 1 0 0 1 1 1												
Jim Thome, L (1, 3) OBP: 0.397, SLG: 0.589 Richie Sexson, R (8, PH) OBP: 0.314, SLG: 0.458 (8, 3)	1-1 F5			4-2 1B BB		4-0 WP BB		0-1 1B 1B 2B 3-H	4-0 1B BB BB	1 0 0 0 2 0 0 1 1 1 1 1 0 0												
Travis Fryman, R (1, 5) OBP: 0.407, SLG: 0.536		0-1 F9		1-2 1B		1-0 G5-3		4-0 1B 1B IBB	1-0 F9	4 1 1 1 1 0 2												
Ricky Ledee, L (1, 7) OBP: 0.326, SLG: 0.409		3-1 G4-3		1-3 K		3-1 F8		0-0 1B 2B 1B 1-2 2-3 3-H	4-2 1B BB	4 1 1 1 1 1 2												
Russell Branyan, L (1, 9) OBP: 0.350, SLG: 0.621 Jolbert Cabrera, R (7, 9) OBP: 0.297, SLG: 0.302		1-3 K		3-3 K		0-3 K		0-1 2B 1B 1-3 2-H 3-H	1-1 FC6-4 1B	3 0 0 0 0 3 2 2 1 2 2 0 0 0												
Sandy Alomar Jr., R (1, 2) OBP: 0.350, SLG: 0.443			1-2 G4-3		2-0 G5-3		1-0 G3	1-1 1-H 3-H 2B	0-1 FC6-4	5 0 1 2 0 0 3												
Inning Stats	R: 2 E: 0 K: 0 S: 10	H: 1 LOB: 0 BB: 1 P: 20	R: 0 E: 0 K: 1 S: 7	H: 0 LOB: 0 BB: 0 P: 11	R: 0 E: 0 K: 0 S: 9	H: 0 LOB: 0 BB: 0 P: 14	R: 1 E: 0 K: 2 S: 19	H: 2 LOB: 2 BB: 1 P: 32	R: 0 E: 0 K: 0 S: 5	H: 0 LOB: 0 BB: 0 P: 8	R: 0 E: 0 K: 2 S: 7	H: 0 LOB: 1 BB: 1 P: 17	R: 0 E: 0 K: 1 S: 6	H: 0 LOB: 0 BB: 0 P: 10	R: 7 E: 0 K: 0 S: 18	H: 6 LOB: 2 BB: 3 P: 36	R: 0 E: 0 K: 0 S: 8	H: 1 LOB: 3 BB: 2 P: 19	1B: 5 2B: 4 3B: 0 HR: 1	SF: 0 SAC: 0 DP: 0 HBP: 0	WP: 1 PB: 0 SB: 0 CS: 0	PA: 45
PITCHER	IP WLS BF H R ER SO BB IBB HBP BLK WP HR S P ERA WHIP																					
Kelvim Escobar, R (1, 1) ERA: 5.03	7.1 L 31 5 6 6 6 3 1 0 0 1 1 68 124 7.36 1.091																					
Pedro Borbon, L (8, 1) ERA: 6.03	0.0 3 2 0 0 0 0 0 1 0 0 0 0 3 7 ∞ ∞																					
Paul Quantrill, R (8, 1) ERA: 4.34	0.2 5 2 4 4 0 1 0 0 0 0 0 10 17 54.00 4.500																					
32 Roy Halladay, R (9, 1) ERA: 10.86	1.0 6 1 0 0 0 0 2 0 0 0 0 0 8 19 0.00 3.000																					

Cleveland Indians @ Toronto Blue Jays
SkyDome, Toronto, ON
Tue Jul 25 2000, 7:05 PM EDT
Att. 28,672 - Sunny - 71 F

AB	37
R	10
H	10
RBI	10
BB	8
SO	6
LOB	14



livebaseballscorecards.com

Batter	1	2	3	4	5	6	7	8	9	AB R H RBI BB SO LOB
Shannon Stewart, R (1, 7) OBP: 0.368, SLG: 0.540	0-3 K			4-2 WP 1B 2B BB	3-2 1B		3-2 F7		2-1 F8	4 1 1 0 1 1 1
Homer Bush, R (1, 4) OBP: 0.269, SLG: 0.257	1-1 L3			0-0 WP 1B 2B	3-2 G4-3		0-1 F8		1-3 K	5 1 1 0 0 1 3
Tony Batista, R (1, 5) OBP: 0.334, SLG: 0.601	2-3 K			2-3 K		0-1 CS 1B		2-3 K		4 0 1 0 0 3 2
Carlos Delgado, L (1, 3) OBP: 0.481, SLG: 0.725		2-0 G6-4-3 1B		0-0 G1-3 2B		4-2 BB BB BB		2-0 2B		3 0 3 2 1 0 0
Marty Cordova, R (1, 9) OBP: 0.328, SLG: 0.381		0-0 G6-4-3 1-2f		3-2 G1-3 2-3		0-3 K		3-1 G5-3		4 0 0 0 0 1 4
Todd Greene, R (1, 10) OBP: 0.269, SLG: 0.400		2-3 K		2-3 K		4-0 BB 1-2 BB		1-2 G6-3		3 0 0 0 1 2 2
José Cruz Jr., S (1, 8) OBP: 0.326, SLG: 0.474			0-0 F9		1-2 G3-1		4-2 1-2 2-3 BB		4-0 G3-1 2B BB	2 1 0 0 2 0 0
Alberto Castillo, R (1, 2) OBP: 0.280, SLG: 0.276			1-1 G6-4-3 1B		3-3 K		2-0 L4		2-2 G3-1	2 0 1 0 0 1 0
Darrin Fletcher, L (6, PH) OBP: 0.356, SLG: 0.527										2 0 0 0 0 0 4
Alex Gonzalez, R (1, 6) OBP: 0.308, SLG: 0.381			3-1 G6-4-3 1-2f		0-0 1B 1B		1-2 F8		3-2 2B	4 0 2 1 0 0 1


Inning Stats	R: 0	H: 0	E: 0	K: 2	S: 9	H: 0	LOB: 0	BB: 0	P: 12	R: 0	H: 1	E: 0	K: 1	S: 5	H: 1	LOB: 0	BB: 0	P: 9	R: 0	H: 1	E: 0	K: 0	S: 5	R: 2	H: 2	E: 0	K: 2	S: 16	H: 2	LOB: 1	BB: 1	P: 27	R: 0	H: 2	E: 0	K: 1	S: 17	H: 1	LOB: 3	BB: 3	P: 24	R: 0	H: 0	E: 0	K: 0	S: 9	R: 0	H: 1	E: 0	K: 1	S: 10	H: 1	LOB: 1	BB: 0	P: 18	R: 1	H: 1	E: 0	K: 1	S: 12	H: 1	LOB: 1	BB: 1	P: 24	1B: 6	2B: 3	3B: 0	HR: 0	SF: 0	SAC: 0	DP: 2	HBP: 0	WP: 1	PB: 0	SB: 0	CS: 1	PA: 38
--------------	------	------	------	------	------	------	--------	-------	-------	------	------	------	------	------	------	--------	-------	------	------	------	------	------	------	------	------	------	------	-------	------	--------	-------	-------	------	------	------	------	-------	------	--------	-------	-------	------	------	------	------	------	------	------	------	------	-------	------	--------	-------	-------	------	------	------	------	-------	------	--------	-------	-------	-------	-------	-------	-------	-------	--------	-------	--------	-------	-------	-------	-------	--------

PITCHER	IP	WLS	BF	H	R	ER	SO	BB	IBB	HBP	BLK	WP	HR	S	P	ERA	WHIP
Chuck Finley, L (1, 1) ERA: 3.82	5.2	W	24	7	2	2	7	3	0	0	0	1	0	59	99	3.18	1.765
Justin Speier, R (6, 1) ERA: 2.78	0.0		1	0	0	0	0	1	0	0	0	0	0	2	6	∞	∞
Cameron Caimcross, L (6, 1) ERA:	0.1	H	1	0	0	0	0	0	0	0	0	0	0	1	3	0.00	0.000
Steve Reed, R (7, 1) ERA: 5.4	1.0	H	3	0	0	0	0	0	0	0	0	0	0	9	13	0.00	0.000
Paul Shuey, R (8, 1) ERA: 2.32	1.0		4	1	0	0	1	0	0	0	0	0	0	10	18	0.00	1.000

BOTTOM

Cleveland Indians @ Toronto Blue Jays
SkyDome, Toronto, ON
Tue Jul 25 2000, 7:05 PM EDT
Att. 28,672 - Sunny - 71 F

AB	33
R	3
H	9
RBI	3
BB	5
SO	9
LOB	17



PITCHER	IP	WLS	BF	H	R	ER	SO	BB	IBB	HBP	BLK	WP	HR	S	P	ERA	WHIP
Jamie Brewington, R (9, 1) ERA: 5.09	1.0		5	1	1	1	1	1	0	0	0	0	0	12	24	9.00	2.000

Batter	1	2	3	4	5	6	7	8	9	AB R H RBI BB SO LOB	TOP
Jolbert Cabrera, R OBP: 0.287, SLG: 0.291 (1, 8) BB X	2-0 G6-3 ①		0-1 L6-4 ② ③ 2-3			3-3 K ① S B F B F B S		0-3 K ③ F F C		4 0 0 0 0 2 3	Cleveland Indians @ Toronto Blue Jays SkyDome, Toronto, ON Wed Jul 26 2000, 12:35 PM EDT Att. 31,183 - Sunny - 81 F
Omar Vizquel, S OBP: 0.361, SLG: 0.401 (1, 6) C B X	2-1 F8 ②			0-1 P4 ①		1-2 F7 ② C C B X		0-0 G6-3 ① X	4 0 0 0 0 0 1		
Roberto Alomar, S OBP: 0.329, SLG: 0.413 (1, 4) L B C X	1-2 F9 ③			0-3 K ② S F F S		1-1 L9 ③ B L X		1-2 1B ② F B S X	4 0 1 0 0 1 1		
Manny Ramirez, R OBP: 0.420, SLG: 0.658 (1, 10) S C C		0-3 K ① S C C		3-1 L7 ③ B B S B X		2-1 L7 ① B B B X		1-3 K ② F B F C	4 0 0 0 0 2 1		
Travis Fryman, R OBP: 0.403, SLG: 0.530 (1, 5) X		0-0 F8 ② X			0-2 G6-3 ① C C C X		0-3 K ② C F L C	2-3 K ③ F B F S	4 0 0 0 0 2 1		
Richie Sexson, R OBP: 0.315, SLG: 0.460 (1, 7) F X		0-1 G6-3 ③ X			1-3 K ② S F C C		3-2 2B ② S B B B X		3 0 1 0 0 1 0		
Jim Thome, L OBP: 0.396, SLG: 0.589 (1, 3) C C C			0-2 L6-4 2B ① X C C C		0-3 K ③ C S S		1-3 K ③ C B C C		3 0 1 0 0 2 1		
Alex Ramirez, R OBP: 0.316, SLG: 0.482 (1, 9) S C C			0-3 K ① S C C			0-2 2B 1B ① X T C		1-0 G6-3 ① B X	3 1 1 0 0 1 1		
Einar Diaz, R OBP: 0.316, SLG: 0.394 (1, 2) B B B X			4-0 BB ② B B B X			2-1 2B ② B B C X		0-0 L6 ② X	2 0 1 1 1 0 0		
Inning Stats	R: 0 E: 0 K: 0 S: 6 H: 0 LOB: 0 BB: 0 P: 11	R: 0 E: 0 K: 1 S: 6 H: 0 LOB: 0 BB: 0 P: 6	R: 0 E: 0 K: 1 S: 8 H: 1 LOB: 1 BB: 1 P: 12	R: 0 E: 0 K: 1 S: 8 H: 0 LOB: 0 BB: 0 P: 11	R: 0 E: 0 K: 2 S: 10 H: 0 LOB: 0 BB: 0 P: 11	R: 1 E: 0 K: 1 S: 15 H: 2 LOB: 1 BB: 0 P: 22	R: 0 E: 0 K: 2 S: 11 H: 1 LOB: 1 BB: 0 P: 17	R: 0 E: 0 K: 1 S: 5 H: 0 LOB: 0 BB: 0 P: 6	R: 0 E: 0 K: 2 S: 10 H: 1 LOB: 1 BB: 0 P: 14	1B: 2 2B: 4 3B: 0 HR: 0 SF: 0 SAC: 0 DP: 1 HBP: 0	
PITCHER David Wells, L ERA: 3.69 (1, 1)	IP: 9.0 WLS: W BF: 32 H: 5 R: 1 ER: 1 SO: 11 BB: 1 IBB: 0 HBP: 0 BLK: 0 WP: 0 HR: 0 S: 79 P: 110 ERA: 1.00 WHIP: 0.667	PITCHER IP WLS BF H R ER SO BB IBB HBP BLK WP HR S P ERA WHIP									

livebaseballscorecards.com

AB	31
R	1
H	5
RBI	1
BB	1
SO	11
LOB	9



Batter	1	2	3	4	5	6	7	8	9
Shannon Stewart, R (1, 7) OBP: 0.372, SLG: 0.550	2-3 K			0-0 HR	4-2 BB	3-2 1B			
Homer Bush, R (1, 4) OBP: 0.272, SLG: 0.255	2-3 K			4-2 HR BB	4-2 BB	0-0 G4-3			
Tony Batista, R (1, 5) OBP: 0.331, SLG: 0.595	1-3 K			2-3 K	2-3 K		0-1 F7		
Carlos Delgado, L (1, 3) OBP: 0.479, SLG: 0.723		0-3 K		3-1 F8		0-1 HR 2B	2-3 K		
Brad Fullmer, L (1, 10) OBP: 0.353, SLG: 0.567		3-3 K		1-0 HR 1-H		0-0 HR 2-H	0-2 G4-3		
José Cruz Jr., S (1, 8) OBP: 0.323, SLG: 0.469		2-3 K		1-3 K		2-2 G3-1		1-3 K	
Darrin Fletcher, L (1, 2) OBP: 0.366, SLG: 0.546			1-1 G6-3 1B		0-1 HR	4-1 FC6-4 BB	2-0 1B		
Marty Cordova, R (1, 9) OBP: 0.326, SLG: 0.374			1-0 G6-3		4-2 CS BB	0-1 FC6-4 2B	1-3 K		
Alex Gonzalez, R (1, 6) OBP: 0.307, SLG: 0.383			2-0 F8		2-3 K	0-1 1B 2B	3-3 K		

Inning Stats	R: 0 E: 0 K: 3 S: 9	H: 0 LOB: 0 BB: 0 P: 14	R: 0 E: 0 K: 3 S: 11	H: 0 LOB: 0 BB: 0 P: 16	R: 0 E: 0 K: 0 S: 4	H: 1 LOB: 0 BB: 0 P: 8	R: 3 E: 0 K: 2 S: 12	H: 2 LOB: 0 BB: 1 P: 23	R: 1 E: 0 K: 2 S: 21	H: 1 LOB: 2 BB: 3 P: 36	R: 4 E: 0 K: 0 S: 17	H: 4 LOB: 1 BB: 1 P: 26	R: 0 E: 0 K: 1 S: 9	H: 0 LOB: 0 BB: 0 P: 11	R: 0 E: 0 K: 3 S: 10	H: 1 LOB: 1 BB: 0 P: 17
--------------	------------------------------	----------------------------------	-------------------------------	----------------------------------	------------------------------	---------------------------------	-------------------------------	----------------------------------	-------------------------------	----------------------------------	-------------------------------	----------------------------------	------------------------------	----------------------------------	-------------------------------	----------------------------------

PITCHER														PITCHER																				
IP	WLS	BF	H	R	ER	SO	BB	IBB	HBP	BLK	WP	HR	S	P	ERA	WHIP	IP	WLS	BF	H	R	ER	SO	BB	IBB	HBP	BLK	WP	HR	S	P	ERA	WHIP	
Bartolo Colon, R (1, 1) ERA: 4.49	5.1	L	25	6	7	7	10	5	0	0	0	0	4	64	110	11.81	2.062																	
Jaime Navarro, R (6, 1) ERA: 10.53	1.2		7	2	1	1	1	0	0	0	0	0	0	19	24	5.40	1.200																	
Steve Karsay, R (8, 1) ERA: 3.15	1.0		4	1	0	0	3	0	0	0	0	0	0	10	17	0.00	1.000																	

AB R H RBI BB SO LOB

3	1	2	2	1	1	0
2	1	0	0	2	1	1
4	0	0	0	0	3	3
4	1	1	0	0	2	1
4	2	2	4	0	1	0
4	0	0	0	0	3	0
3	1	3	1	1	0	0
3	1	0	0	1	1	3
4	1	1	1	0	2	2


1B: 3	SF: 0	WP: 0	PA: 36
2B: 2	SAC: 0	PB: 0	
3B: 0	DP: 1	SB: 0	
HR: 4	HBP: 0	CS: 1	

Cleveland Indians @ Toronto Blue Jays
 SkyDome, Toronto, ON
 Wed Jul 26 2000, 12:35 PM EDT
 Att: 31,183 - Sunny - 81 F


livebaseballscorecards.com

AB	31
R	8
H	9
RBI	8
BB	5
SO	14
LOB	10



Batter	1	2	3	4	5	6	7	8	9	AB R H RBI BB SO LOB	TOP																								
												Cleveland Indians @ Baltimore Orioles Oriole Park at Camden Yards, Baltimore, MD Fri Jul 28 2000, 7:35 PM EDT livebaseballscorecards.com																							
		AB 0 R 0 H 0 RBI 0 BB 0 SO 0 LOB 0																																	
																																			
Inning Stats		1B: 0 SF: 0 2B: 0 SAC: 0 3B: 0 DP: 0 HR: 0 HBP: 0	WP: 0 PA: 0 PB: 0 SB: 0 CS: 0																																
PITCHER	IP	WLS	BF	H	R	ER	SO	BB	IBB	HBP	BLK	WP	HR	S	P	ERA	WHIP	PITCHER	IP	WLS	BF	H	R	ER	SO	BB	IBB	HBP	BLK	WP	HR	S	P	ERA	WHIP

Batter	1	2	3	4	5	6	7	8	9	AB R H RBI BB SO LOB	BOTTOM
--------	---	---	---	---	---	---	---	---	---	----------------------	--------

												<p style="text-align: center;">Cleveland Indians @ Baltimore Orioles Oriole Park at Camden Yards, Baltimore, MD Fri Jul 28 2000, 7:35 PM EDT</p> <p style="text-align: right;">livebaseballscorecards.com</p> <table border="0"> <tr><td>AB</td><td>0</td></tr> <tr><td>R</td><td>0</td></tr> <tr><td>H</td><td>0</td></tr> <tr><td>RBI</td><td>0</td></tr> <tr><td>BB</td><td>0</td></tr> <tr><td>SO</td><td>0</td></tr> <tr><td>LOB</td><td>0</td></tr> </table> 	AB	0	R	0	H	0	RBI	0	BB	0	SO	0	LOB	0
AB											0															
R											0															
H											0															
RBI											0															
BB											0															
SO											0															
LOB											0															
Inning Stats											1B: 0 SF: 0 2B: 0 SAC: 0 3B: 0 DP: 0 HR: 0 HBP: 0	WP: 0 PA: 0 PB: 0 SB: 0 CS: 0														

PITCHER	IP	WLS	BF	H	R	ER	SO	BB	IBB	HBP	BLK	WP	HR	S	P	ERA	WHIP	PITCHER	IP	WLS	BF	H	R	ER	SO	BB	IBB	HBP	BLK	WP	HR	S	P	ERA	WHIP
---------	----	-----	----	---	---	----	----	----	-----	-----	-----	----	----	---	---	-----	------	---------	----	-----	----	---	---	----	----	----	-----	-----	-----	----	----	---	---	-----	------

Cleveland Indians @ Baltimore Orioles

Oriole Park at Camden Yards, Baltimore, MD

Sat Jul 29 2000, 1:15 PM EDT
Att. 47,715 - Cloudy - 84 F

AB	45
R	14
H	20
RBI	14
BB	6
SO	7
LOB	26



WP:	0	PA:	52
PB:	0		
SB:	0		
CS:	0		

AB R H RBI BB SO LOB

6	2	1	0	0	0	5
6	3	4	2	0	0	2
5	3	3	1	1	0	1
4	3	2	6	2	2	2
4	0	2	2	2	0	2
4	1	2	2	1	2	4
6	0	0	0	0	3	7
5	1	1	0	0	0	3
5	1	5	1	0	0	0

Batter	1	2	3	4	5	6	7	8	9
Bill Selby, L (1, 7) OBP: 0.167, SLG: 0.333	1-2 G4-3	0-1 FC3-6 HR	1-2 G4-3		0-1 1B 2B	1-1 F8		0-2 P4	
Omar Vizquel, S (1, 6) OBP: 0.365, SLG: 0.405	0-1 BB 1B	0-1 BB HR 1B		1-1 HR 1B	0-0 BB 1B	0-0 F5		0-0 G4-6-3	
Roberto Alomar, S (1, 4) OBP: 0.334, SLG: 0.415	3-2 BB 1B	4-0 HR BB		0-1 F7	2-2 BB 1B		2-1 BB 1B		2-0 F8
Manny Ramirez, R (1, 10) OBP: 0.425, SLG: 0.681	2-3 K	3-2 HR		2-1 HR	4-1 E SF9 BB		4-2 1B BB		1-3 K
Jim Thome, L (1, 3) OBP: 0.400, SLG: 0.588	4-0 BB	1-1 G4-3		4-1 BB	1-0 E7 1B		0-0 F5		3-2 BB 1B
Travis Fryman, R (1, 5) OBP: 0.404, SLG: 0.532	2-3 K		1-1 2B	2-3 K	1-0 SF9		0-0 FC4 1B		4-1 BB
Russell Branyan, L (1, 9) OBP: 0.336, SLG: 0.590		1-0 F8	2-3 K	3-2 G3	2-3 K		3-3 K		0-1 P6
Sandy Alomar Jr., R (1, 2) OBP: 0.347, SLG: 0.437		0-0 FC3-6 1B	1-0 G5-3		0-1 L5	0-1 G4-3	0-0 FC4		
Jolbert Cabrera, R (1, 8) OBP: 0.317, SLG: 0.330		1-1 FC3-6 1B	2-0 2B		2-2 2B 1B	3-1 1B		3-2 G4-6-3 1B	

Inning Stats	R: 0	H: 2	E: 0	K: 2	S: 17	P: 29	R: 5	H: 4	E: 0	K: 0	S: 13	P: 23	R: 1	H: 2	E: 0	K: 1	S: 10	P: 17	R: 2	H: 2	E: 0	K: 1	S: 13	P: 25	R: 5	H: 5	E: 1	K: 1	S: 19	P: 31	R: 0	H: 1	E: 0	K: 0	S: 7	P: 11	R: 1	H: 2	E: 0	K: 1	S: 10	P: 19	R: 0	H: 1	E: 0	K: 0	S: 7	P: 10	R: 0	H: 1	E: 0	K: 1	S: 11	P: 21	1B: 15	2B: 3	3B: 0	HR: 2	SF: 1	SAC: 0	DP: 1	HBP: 0	WP: 0	PA: 52
--------------	------	------	------	------	-------	-------	------	------	------	------	-------	-------	------	------	------	------	-------	-------	------	------	------	------	-------	-------	------	------	------	------	-------	-------	------	------	------	------	------	-------	------	------	------	------	-------	-------	------	------	------	------	------	-------	------	------	------	------	-------	-------	--------	-------	-------	-------	-------	--------	-------	--------	-------	--------

PITCHER	IP	WLS	BF	H	R	ER	SO	BB	IBB	HBP	BLK	WP	HR	S	P	ERA	WHIP
Pat Rapp, R (1, 1) ERA: 6.11	4.0	L	25	10	8	8	4	3	0	0	0	0	2	53	94	18.00	3.250
Gabe Molina, R (5, 1) ERA: 9.0	3.0		19	8	6	5	2	2	0	0	0	0	0	36	61	15.00	3.333
Ryan Kohlmeier, R (8, 1) ERA:	2.0		8	2	0	0	1	1	0	0	0	0	0	18	31	0.00	1.500

Batter	1	2	3	4	5	6	7	8	9	AB	R	H	RBI	BB	SO	LOB
Brady Anderson, L (1, 8) OBP: 0.346, SLG: 0.401 Luis Matos, R (7, 8) OBP: 0.267, SLG: 0.316	2-3 K		0-3 K		1-2 G4-3		0-3 K			3	0	0	0	0	2	1
Delino DeShields, L (1, 4) OBP: 0.357, SLG: 0.432 6 Melvin Mora, R (7, 4) OBP: 0.315, SLG: 0.421	0-1 G3-1		2-0 F8			2-2 G3	1-1 FC4-6			3	0	0	0	0	0	0
Will Clark, L (1, 3) OBP: 0.413, SLG: 0.473	1-3 K		1-3 K			1-1 F8		0-0 2B		4	0	1	0	0	2	0
Albert Belle, R (1, 9) OBP: 0.363, SLG: 0.510		2-0 G6-3		0-1 F7		0-0 1B		0-0 G1-3		4	0	1	0	0	0	1
B.J. Surhoff, L (1, 7) OBP: 0.345, SLG: 0.459 Ryan Minor, R (7, 5) OBP: 0.292, SLG: 0.227		3-2 1B HR 1B		0-1 L5		0-0 G6-3		1-0 F9		3	1	1	0	0	0	1
Jeff Conine, R (1, 5) OBP: 0.341, SLG: 0.449		1-2 F9		2-0 F9			0-0 13 1B 1B	1-3 K		4	0	1	0	0	1	2
Harold Baines, L (1, 10) OBP: 0.349, SLG: 0.437		1-0 1B HR 1B		0-0 G3			1-2 F8		3-1 F8	4	1	1	0	0	0	1
Charles Johnson, R (1, 2) OBP: 0.364, SLG: 0.570		3-2 1B HR		2-3 K			1-2 13 1B 1B		4-2 13 G5-4-3 BB	3	1	2	3	1	1	0
13 Ivanon Coffie, L (1, 6) OBP: 0.303, SLG: 0.250		2-1 G6-3		2-1 1B			3-2 6 FC4-6 1B		0-0 G5-4-3	4	0	2	0	0	0	1

Inning Stats	R: 0	H: 0	E: 0	K: 2	S: 9	LOB: 0	BB: 0	P: 12	R: 3	H: 3	E: 0	K: 0	S: 14	LOB: 0	BB: 0	P: 26	R: 0	H: 0	E: 0	K: 2	S: 9	LOB: 0	BB: 0	P: 12	R: 0	H: 0	E: 0	K: 0	S: 5	LOB: 1	BB: 0	P: 16	R: 0	H: 1	E: 0	K: 1	S: 11	LOB: 1	BB: 0	P: 16	R: 0	H: 1	E: 0	K: 0	S: 8	LOB: 1	BB: 0	P: 11	R: 0	H: 3	E: 0	K: 1	S: 15	LOB: 3	BB: 0	P: 21	R: 0	H: 1	E: 0	K: 1	S: 6	LOB: 1	BB: 0	P: 8	R: 0	H: 0	E: 0	K: 0	S: 5	LOB: 0	BB: 1	P: 12	1B: 7	2B: 1	3B: 0	HR: 1	SF: 0	SAC: 0	DP: 1	HBP: 0	WP: 0	PA: 36
PITCHER	IP	WLS	BF	H	R	ER	SO	BB	IBB	HBP	BLK	WP	HR	S	P	ERA	WHIP																																																																	
Jason Bere, R (1, 1) ERA: 4.87	7.0	W	29	8	3	3	6	0	0	0	0	0	1	71	105	3.86	1.143																																																																	
Justin Speier, R (8, 1) ERA: 2.63	2.0		7	1	0	0	1	1	0	0	0	0	0	11	20	0.00	1.000																																																																	

BOTTOM

Cleveland Indians @ Baltimore Orioles
 Oriole Park at Camden Yards, Baltimore, MD

Sat Jul 29 2000, 1:15 PM EDT
 Att: 47,715 - Cloudy - 84 F

livebaseballscorecards.com

AB	35
R	3
H	9
RBI	3
BB	1
SO	7
LOB	14



Batter	1	2	3	4	5	6	7	8	9	AB R H RBI BB SO LOB	TOP											
Jolbert Cabrera, R (1, 8) OBP: 0.320, SLG: 0.333	0-1 CS 1B		1-1 G5-3		1-2 F9		0-2 G1-3		1-1 FC4-6 1B	5 0 2 0 0 0 1												
Omar Vizquel, S (1, 6) OBP: 0.365, SLG: 0.403	4-1 BB 1-2 BB		1-1 S 1B 1B			1-1 G4-3		0-2 G6-3	1-0 F5	4 0 1 0 1 0 3												
Roberto Alomar, S (1, 4) OBP: 0.337, SLG: 0.416	4-0 BB 1-2 BB		3-1 S 1B 1-2			1-1 P5		0-0 WP 1B	2-2 FC4-6 1-2f	4 0 2 0 1 0 3												
Manny Ramirez, R (1, 10) OBP: 0.426, SLG: 0.681 Bill Selby, L (8, PR)	2-1 F7		3-3 K 1-2 2-3			0-0 2B		4-2 BB		3 0 1 0 1 1 4 0 0 0 0 0 0 0												
Jim Thome, L (1, 3) OBP: 0.399, SLG: 0.583	3-2 F7			0-3 K		4-1 BB		1-3 K		3 0 0 0 1 2 4												
Wil Cordero, R (1, 7) OBP: 0.332, SLG: 0.500		0-1 G6-3		0-0 F7		0-1 G1-3		1-1 F8		4 0 0 0 0 0 4												
David Segui, S (1, 9) OBP: 0.392, SLG: 0.518		0-0 G6-3 1B		0-0 F7			2-1 F8		2-1 1B G6-3 1B	4 0 2 0 0 0 0												
Travis Fryman, R (1, 5) OBP: 0.400, SLG: 0.526		1-0 G6-3 1-2f			1-2 F9		0-2 F9		0-2 G6-3	4 0 0 0 0 0 2												
Einar Diaz, R (1, 2) OBP: 0.320, SLG: 0.402			0-2 G4-3		0-0 F2		3-1 2B		1-1 1B 1B	4 0 2 0 0 0 0												
Inning Stats	R: 0 E: 0 K: 0 S: 8	H: 1 LOB: 2 BB: 2 P: 21	R: 0 E: 0 K: 0 S: 4	H: 1 LOB: 0 BB: 0 P: 5	R: 0 E: 0 K: 1 S: 12	H: 2 LOB: 2 BB: 0 P: 20	R: 0 E: 0 K: 1 S: 7	H: 0 LOB: 0 BB: 0 P: 7	R: 0 E: 0 K: 0 S: 7	H: 0 LOB: 0 BB: 0 P: 9	R: 0 E: 0 K: 0 S: 8	H: 1 LOB: 2 BB: 1 P: 14	R: 0 E: 0 K: 0 S: 11	H: 1 LOB: 1 BB: 0 P: 16	R: 0 E: 0 K: 1 S: 11	H: 1 LOB: 2 BB: 1 P: 17	R: 0 E: 0 K: 0 S: 13	H: 3 LOB: 3 BB: 0 P: 20	1B: 8 2B: 2 3B: 0 HR: 0	SF: 0 SAC: 0 DP: 1 HBP: 0	WP: 1 PB: 0 SB: 2 CS: 1	PA: 39
PITCHER	IP WLS BF H R ER SO BB IBB HBP BLK WP HR S P ERA WHIP																					
Jose Mercedes, R (1, 1) ERA: 4.73	7.0 W 28 6 0 0 2 3 0 0 0 0 0 0 57 92 0.00 1.286																					
Buddy Groom, L (8, 1) ERA: 4.15	0.2 H 4 1 0 0 1 1 0 0 0 0 1 0 9 14 0.00 3.000																					
Alan Mills, R (8, 1) ERA: 4.57	0.1 H 1 0 0 0 0 0 0 0 0 0 0 0 2 3 0.00 0.000																					
Mike Trombley, R (9, 1) ERA: 4.08	1.0 6 3 0 0 0 0 0 0 0 0 0 0 13 20 0.00 3.000																					

Cleveland Indians @ Baltimore Orioles
Oriole Park at Camden Yards, Baltimore, MD
 Sat Jul 29 2000, 7:05 PM EDT
 Att. 47,355 - Cloudy - 86 F

livebaseballscorecards.com

AB	35
R	0
H	10
RBI	0
BB	4
SO	3
LOB	21



Batter	1	2	3	4	5	6	7	8	9	AB R H RBI BB SO LOB	TOP									
Kenny Lofton, L (1, 8) OBP: 0.355, SLG: 0.395	3-1 E3 G5-4-3		3-3 K		4-0 BB	1-3 K		2-1 FC5-4		4 0 0 0 1 2 2										
Omar Vizquel, S (1, 6) OBP: 0.363, SLG: 0.401	2-1 G5-4-3 1-2f		3-2 G5-3		0-1 F3		0-1 WP 1B 1B	1-2 G3		5 1 1 0 0 0 6										
Roberto Alomar, S (1, 4) OBP: 0.340, SLG: 0.426	0-0 BB 1B		1-0 G5-3		0-3 K		1-1 S 1B 1B		1-1 HR	5 1 3 1 0 1 4										
Manny Ramirez, R (1, 10) OBP: 0.433, SLG: 0.692	4-0 BB			1-1 F8		4-1 BB HBP HR BB	4-2 1B BB		3-2 HR	2 2 1 1 3 0 0										
Wil Cordero, R (1, 7) OBP: 0.333, SLG: 0.497	1-3 K			1-0 G6-3		1-1 HR BB HBP	0-0 1B		0-1 F8	4 1 1 1 0 1 2										
Travis Fryman, R (1, 5) OBP: 0.398, SLG: 0.520		0-0 F9		1-1 G6-3		4-2 HR BB	2-1 P6		0-0 P6	4 1 0 0 1 0 2										
David Segui, S (1, 3) OBP: 0.394, SLG: 0.526		0-1 F9			2-0 BB 1B 1B	0-0 HR	1-2 F7		4-1 BB	4 1 2 4 1 0 2										
Sandy Alomar Jr., R (1, 2) OBP: 0.344, SLG: 0.431		2-3 K			1-1 BB 1B	2-1 P4		1-1 G6-3	1-1 L8	5 0 1 0 0 1 1										
Jolbert Cabrera, R (1, 9) OBP: 0.326, SLG: 0.328			4-2 WP BB		3-1 L7	2-2 G4-3		4-2 FC5-4 BB		2 0 0 0 2 0 2										
Inning Stats	R: 0 E: 1 K: 1 S: 8	H: 1 LOB: 2 BB: 1 P: 18	R: 0 E: 0 K: 1 S: 6	H: 0 LOB: 0 BB: 0 P: 8	R: 0 E: 0 K: 1 S: 11	H: 0 LOB: 1 BB: 1 P: 22	R: 0 E: 0 K: 1 S: 10	H: 2 LOB: 3 BB: 1 P: 20	R: 4 E: 0 K: 1 S: 14	H: 1 LOB: 0 BB: 2 P: 28	R: 1 E: 0 K: 0 S: 12	H: 3 LOB: 2 BB: 1 P: 20	R: 0 E: 0 K: 0 S: 10	H: 0 LOB: 1 BB: 1 P: 18	R: 2 E: 0 K: 0 S: 11	H: 2 LOB: 1 BB: 1 P: 20	1B: 6 2B: 0 3B: 0 HR: 3	SF: 0 SAC: 0 DP: 1 HBP: 1	WP: 2 PB: 0 SB: 1 CS: 0	PA: 44
PITCHER	IP WLS BF H R ER SO BB IBB HBP BLK WP HR S P ERA WHIP																			
John Parrish, L (1, 1) ERA: 4.85	6.0 W 28 4 4 4 5 5 0 1 0 1 1 54 104 6.00 1.500																			
Alan Mills, R (7, 1) ERA: 4.56	2.0 H 10 3 1 1 0 2 0 0 0 1 0 22 38 4.50 2.500																			
Mike Trombley, R (9, 1) ERA: 4.43	1.0 6 2 2 2 0 1 0 0 0 0 2 11 20 18.00 3.000																			

Cleveland Indians @ Baltimore Orioles
Oriole Park at Camden Yards, Baltimore, MD

AB	35
R	7
H	9
RBI	7
BB	8
SO	5
LOB	21



Sun Jul 30 2000, 1:35 PM EDT
Att. 47,065 - Cloudy - 88 F

livebaseballscorecards.com

Batter	1	2	3	4	5	6	7	8	9
Brady Anderson, L (1, 9) OBP: 0.353, SLG: 0.412	4-2 2B 1B BB	4-0 1-2 BB			0-0 G3-1 SH1-3 1B	4-1 6 1B 6 S SF8 BB	1-2 SF8 2-H		
6 Melvin Mora, R (1, 6) OBP: 0.317, SLG: 0.424	3-2 F8	1-2 P4			0-1 SH1-3 1-2	2-2 1-3 2-H 1B	3-3 K		
Delino DeShields, L (1, 4) OBP: 0.356, SLG: 0.432	0-0 1B 2B				0-0 G3-1 2-3	1-0 SF8 3-H		1-0 1B	
Albert Belle, R (1, 10) OBP: 0.360, SLG: 0.501	4-0 1B IBB				4-0 IBB	1-0 F8		2-1 F9	
Jeff Conine, R (1, 3) OBP: 0.349, SLG: 0.456	2-1 G6-4-3 1B 1-2 2-H 3-H				0-1 G6-3			1-1 F9	
B.J. Surhoff, L (1, 7) OBP: 0.341, SLG: 0.453	3-2 G6-4-3 1-2f				0-0 G4-3	1-1 1B E 1B	0-3 K	0-0 F7	
Brook Fordyce, R (1, 2) OBP: 0.319, SLG: 0.465					1-1 G4-3	0-0 E FC5-4 1B	0-1 2B 1B		
Ryan Minor, R (1, 5) OBP: 0.233, SLG: 0.179					0-2 F9	1-0 E1 FC5-4	1-0 2B HBP		
13 Ivanon Coffie, L (7, PH) OBP: 0.324, SLG: 0.250 (8, 5)					0-0 P4	1-1 FC5-4 6 S 1B 1-2f 3-H	0-0 S SF8 2B 1-H 2-H 3-H		
Luis Matos, R (1, 8) OBP: 0.308, SLG: 0.378									

AB	R	H	RBI	BB	SO	LOB
1	2	1	1	3	0	0
4	0	1	1	0	1	3
4	1	2	1	0	0	1
3	0	0	0	2	0	2
5	1	3	2	0	0	3
5	1	1	0	0	1	5
4	2	2	0	0	1	0
3	0	0	0	0	0	1
0	1	0	0	0	0	0
4	2	2	4	0	0	1

BOTTOM

Cleveland Indians @ Baltimore Orioles
Oriole Park at Camden Yards, Baltimore, MD

Sun Jul 30 2000, 1:35 PM EDT
 Att: 47,065 - Cloudy - 88 F

livebaseballscorecards.com

AB	33
R	10
H	12
RBI	9
BB	5
SO	3
LOB	16



1B: 10	SF: 2
2B: 2	SAC: 1
3B: 0	DP: 1
HR: 0	HBP: 1

WP: 0	PA: 42
PB: 0	
SB: 5	
CS: 0	

Inning Stats	R	H	E	K	S	R	H	E	K	S	R	H	E	K	S	R	H	E	K	S	R	H	E	K	S	R	H	E	K	S	R	H	E	K	S
Chuck Finley, L (1, 1) ERA: 3.93	5	1	0	14	28	7	6	4	0	1	3	2	0	0	0	6.75	1.875																		
Justin Speier, R (6, 1) ERA: 3.03	1	0	0	6	3	2	2	1	0	0	0	0	0	0	0	18.00	3.000																		
Paul Shuey, R (7, 1) ERA: 3.24	0	0	0	4	1	2	2	1	0	0	0	0	0	0	0	27.00	1.500																		
Steve Karsay, R (8, 1) ERA: 3.09	1	0	0	4	1	0	0	0	0	0	0	0	0	0	0	0.00	1.000																		

PITCHER	IP	WLS	BF	H	R	ER	SO	BB	IBB	HBP	BLK	WP	HR	S	P	ERA	WHIP
Chuck Finley, L (1, 1) ERA: 3.93	5.1	L	28	7	6	4	1	0	0	0	0	0	0	12	17	6.75	1.875
Justin Speier, R (6, 1) ERA: 3.03	1.0		6	3	2	1	0	0	0	0	0	0	0	0	0	18.00	3.000
Paul Shuey, R (7, 1) ERA: 3.24	0.2		4	1	2	1	0	0	0	0	0	0	0	0	0	27.00	1.500
Steve Karsay, R (8, 1) ERA: 3.09	1.0		4	1	0	0	0	0	0	0	0	0	0	0	0	0.00	1.000

Batter	1	2	3	4	5	6	7	8	9	AB R H RBI BB SO LOB	TOP																
Kenny Lofton, L (1, 8) OBP: 0.356, SLG: 0.393	4-2 1B BB	0-2 FC6-4 1-2f		1-0 1B E		1-1 F8			3-1 G1-3	4 1 1 0 1 0 1																	
Omar Vizquel, S (1, 6) OBP: 0.362, SLG: 0.398	0-3 K		2-3 K	2-2 1B 1-H		2-2 F7			3-2 G6-3	5 0 1 0 0 2 1																	
Roberto Alomar, S (1, 4) OBP: 0.339, SLG: 0.423	0-0 F7		3-2 1B 2B 1B	2-3 K			1-1 G5-3		1-2 P6	5 1 1 0 0 1 2																	
Manny Ramirez, R (1, 10) OBP: 0.433, SLG: 0.689	1-2 1B 1-3		0-0 F8		3-2 HR 1B		2-2 F9			4 1 2 0 0 0 1																	
Jim Thome, L (1, 3) OBP: 0.402, SLG: 0.592 Jolbert Cabrera, R (8, 9) OBP: 0.326, SLG: 0.328	1-0 G4-3		1-2 2B 1B 1-2		0-0 HR 1-H		4-0 BB			3 1 2 2 1 0 2 0 0 0 0 0 0 0																	
Wil Cordero, R (1, 7) OBP: 0.332, SLG: 0.497		0-0 F7	2-0 1-3 2-H 2B		1-3 K		0-3 K			4 0 1 1 0 2 1																	
David Segui, S (1, 9) OBP: 0.393, SLG: 0.532 (8, 3)		1-1 HR	1-3 K		0-0 G4-3			1-3 K		4 1 1 1 0 2 2																	
Travis Fryman, R (1, 5) OBP: 0.396, SLG: 0.517		3-2 FC6-4 1B		1-1 G5-3		2-2 F9		2-1 F8		4 0 1 0 0 0 0																	
Sandy Alomar Jr., R (1, 2) OBP: 0.338, SLG: 0.423		0-1 F7		0-1 P4		0-0 F3		2-2 F2		4 0 0 0 0 0 1																	
Inning Stats	R: 0 E: 0 K: 1 S: 11	H: 1 LOB: 2 BB: 1 P: 17	R: 1 E: 0 K: 0 S: 12	H: 2 LOB: 1 BB: 0 P: 16	R: 1 E: 0 K: 2 S: 14	H: 3 LOB: 2 BB: 0 P: 23	R: 1 E: 1 K: 1 S: 11	H: 2 LOB: 1 BB: 0 P: 17	R: 2 E: 0 K: 1 S: 12	H: 2 LOB: 0 BB: 0 P: 18	R: 0 E: 0 K: 0 S: 6	H: 0 LOB: 0 BB: 0 P: 9	R: 0 E: 0 K: 1 S: 8	H: 0 LOB: 1 BB: 1 P: 15	R: 0 E: 0 K: 1 S: 8	H: 0 LOB: 0 BB: 0 P: 13	R: 0 E: 0 K: 0 S: 8	H: 0 LOB: 0 BB: 0 P: 15	1B: 7 2B: 1 3B: 0 HR: 2	SF: 0 SAC: 0 DP: 0 HBP: 0	WP: 0 PB: 0 SB: 0 CS: 0	PA: 39					
PITCHER	IP WLS BF H R ER SO BB IBB HBP BLK WP HR S P ERA WHIP																										
Ryan Rupe, R (1, 1) ERA: 7.97	6.0		29	10	5	4	5	1	0	0	0	0	2	66	100	6.00	1.833										
Tanyon Sturtze, R (7, 1) ERA: 6.42	2.0		7	0	0	0	2	1	0	0	0	0	0	16	28	0.00	0.500										
Doug Creek, L (9, 1) ERA: 3.51	1.0	W	3	0	0	0	0	0	0	0	0	0	0	8	15	0.00	0.000										

Cleveland Indians @ Tampa Bay Devil Rays
Tropicana Field, St. Petersburg, FL
Tue Aug 01 2000, 7:15 PM EDT
Att: 24,481 - Dome - 72 F

AB	37
R	5
H	10
RBI	4
BB	2
SO	7
LOB	11



Batter	1	2	3	4	5	6	7	8	9	AB R H RBI BB SO LOB
Gerald Williams, R (1, 8) OBP: 0.333, SLG: 0.473	1-3 K		2-3 K			0-0 2B G4-6-3 1B		2-2 F7	0-0 1B	5 1 2 2 0 2 0
Miguel Cairo, R (1, 4) OBP: 0.314, SLG: 0.324	1-0 L7		1-1 P6			0-0 G4-6-3 2B		1-1 G6-3		4 0 1 1 0 0 0
Greg Vaughn, R (1, 7) OBP: 0.377, SLG: 0.536	3-3 K				2-3 K	4-0 G4-6-3 BB		4-2 S BB BB		2 0 0 0 2 2 0
Fred McGriff, L (1, 3) OBP: 0.365, SLG: 0.467		1-0 BB BB G5-4-3 1B		0-0 F8		0-1 G4-6-3		4-0 1-2 BB		3 1 1 0 1 0 2
Jose Canseco, R (1, 10) OBP: 0.390, SLG: 0.457		4-2 G5-4-3 BB 1-2 BB		3-3 K		2-2 P4		3-3 K		3 0 0 0 1 2 3
Steve Cox, L (1, 9) OBP: 0.410, SLG: 0.474 Jason Tyner, L (9, PR) OBP: 0.220, SLG: 0.239		4-2 G5-4-3 BB 1-2 2-3		0-1 F7		2-2 HR		4-2 1B SH1-4 BB		2 1 1 1 2 0 0 0 1 0 0 0 0 0
Mike DiFelice, R (1, 2) OBP: 0.307, SLG: 0.424		3-1 G5-4-3		1-2 F9		2-2 G6-3		0-1 SH1-4		3 0 0 0 0 0 2
Russ Johnson, R (1, 5) OBP: 0.292, SLG: 0.263		2-3 K		3-3 K		0-0 G5-3		4-2 1B BB		3 1 0 0 1 2 1
Felix Martinez, S (1, 6) OBP: 0.350, SLG: 0.322 Jose Guillen, R (9, PH) OBP: 0.341, SLG: 0.458			0-3 K			1-1 1B 2B 1B		0-0 1B		3 1 1 0 0 2 0 1 0 1 0 0 0 0

Inning Stats	R: 0 E: 0 K: 2 S: 8	H: 0 LOB: 0 BB: 0 P: 13	R: 1 E: 0 K: 1 S: 13	H: 1 LOB: 1 BB: 2 P: 27	R: 0 E: 0 K: 2 S: 8	H: 0 LOB: 0 BB: 0 P: 11	R: 0 E: 0 K: 2 S: 9	H: 0 LOB: 0 BB: 0 P: 14	R: 0 E: 0 K: 1 S: 8	H: 0 LOB: 0 BB: 0 P: 12	R: 2 E: 0 K: 0 S: 9	H: 3 LOB: 1 BB: 1 P: 16	R: 1 E: 0 K: 1 S: 11	H: 1 LOB: 0 BB: 0 P: 16	R: 0 E: 0 K: 1 S: 10	H: 0 LOB: 2 BB: 2 P: 24	R: 2 E: 0 K: 0 S: 9	H: 2 LOB: 2 BB: 2 P: 17	1B: 5 2B: 1 3B: 0 HR: 1	SF: 0 SAC: 1 DP: 2 HBP: 0
--------------	------------------------------	----------------------------------	-------------------------------	----------------------------------	------------------------------	----------------------------------	------------------------------	----------------------------------	------------------------------	----------------------------------	------------------------------	----------------------------------	-------------------------------	----------------------------------	-------------------------------	----------------------------------	------------------------------	----------------------------------	----------------------------------	------------------------------------

PITCHER	IP	WLS	BF	H	R	ER	SO	BB	IBB	HBP	BLK	WP	HR	S	P	ERA	WHIP
Bartolo Colon, R (1, 1) ERA: 4.49	6.0		23	4	3	3	8	3	0	0	0	0	0	55	93	4.50	1.167
Paul Shuey, R (7, 1) ERA: 3.41	1.0	H	4	1	1	1	1	0	0	0	0	0	1	11	16	9.00	1.000
Steve Karsay, R (8, 1) ERA: 3.04	0.2	H	4	0	0	0	0	2	0	0	0	0	0	7	18	0.00	3.000
Bob Wickman, R (8, 1) ERA: 3.28	0.2	L	6	2	2	2	1	2	0	0	0	0	0	12	23	27.00	6.000


BOTTOM

Cleveland Indians @ Tampa Bay Devil Rays
Tropicana Field, St. Petersburg, FL

Tue Aug 01 2000, 7:15 PM EDT
Att. 24,481 - Dome - 72 F

AB	29
R	6
H	7
RBI	4
BB	7
SO	10
LOB	8

WP: 0 PA: 37
PB: 0
SB: 1
CS: 0



PITCHER	IP	WLS	BF	H	R	ER	SO	BB	IBB	HBP	BLK	WP	HR	S	P	ERA	WHIP
---------	----	-----	----	---	---	----	----	----	-----	-----	-----	----	----	---	---	-----	------

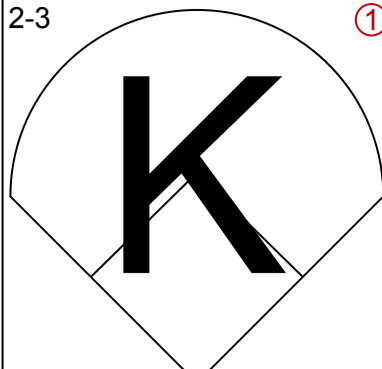
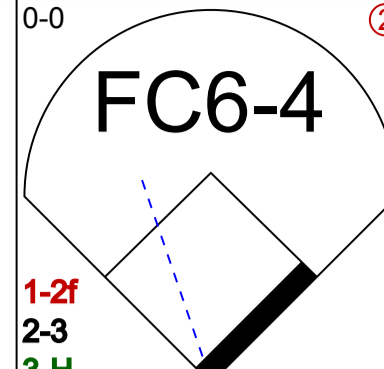
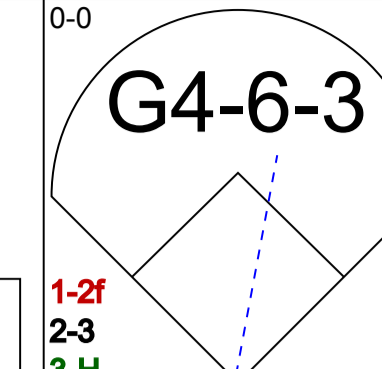
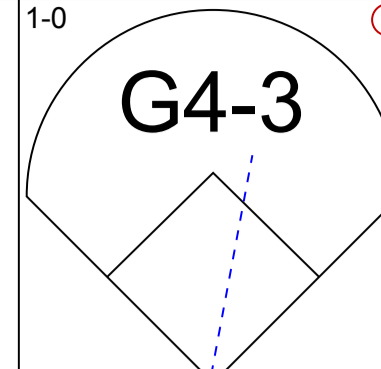
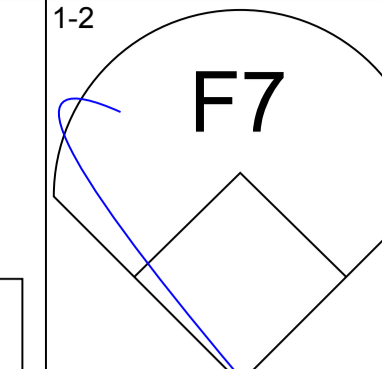
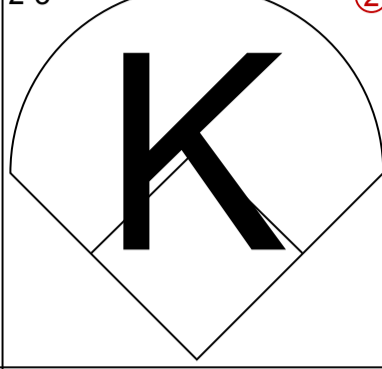
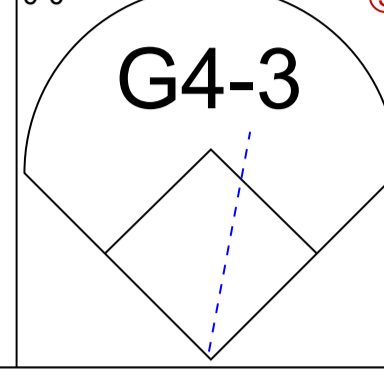
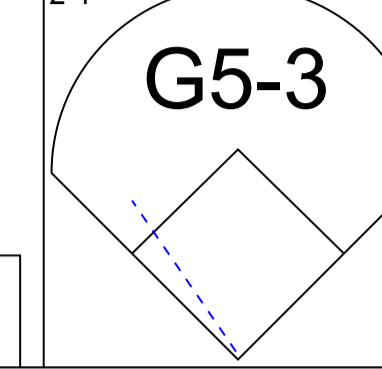
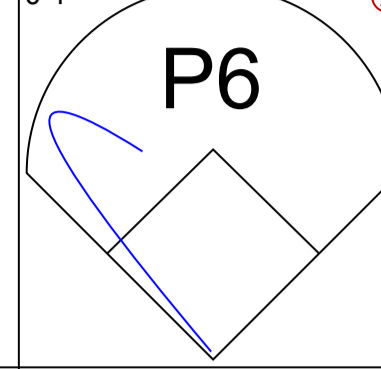
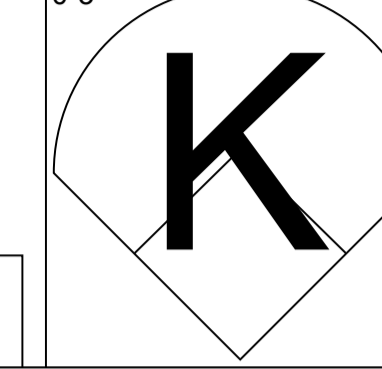
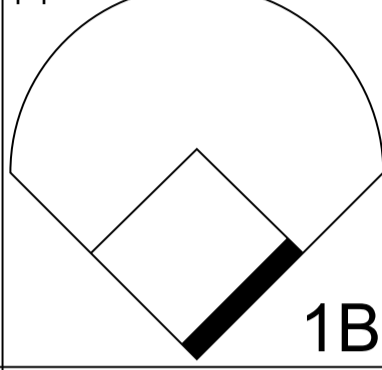
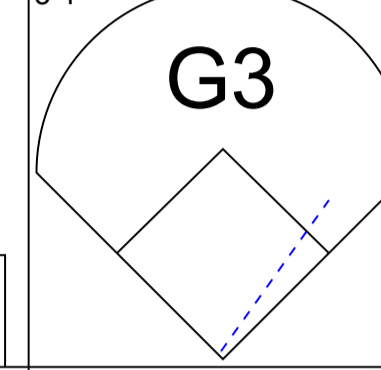
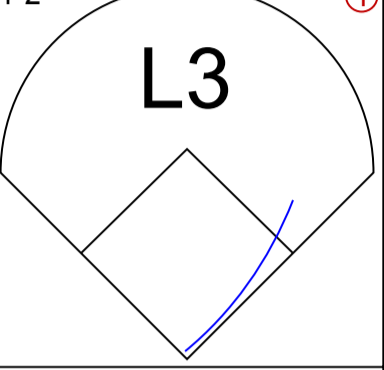
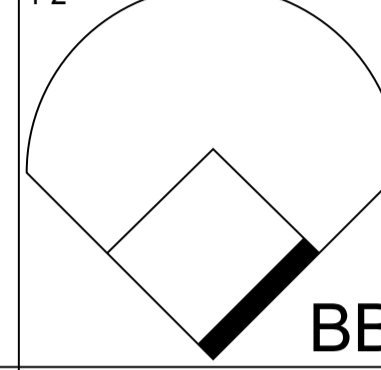
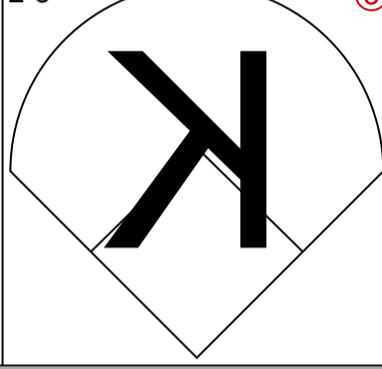
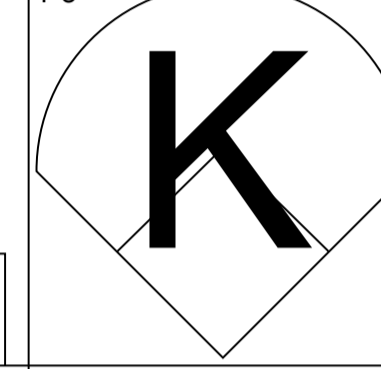
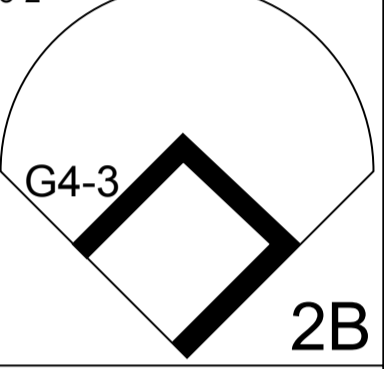
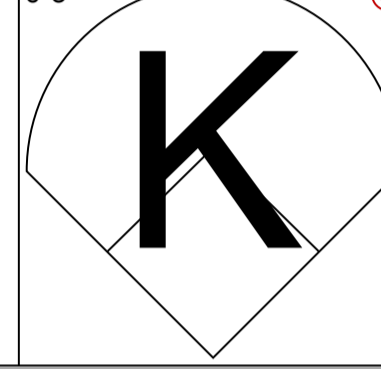
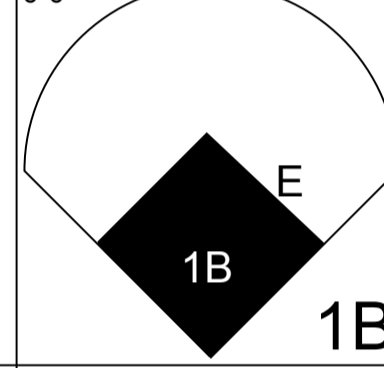
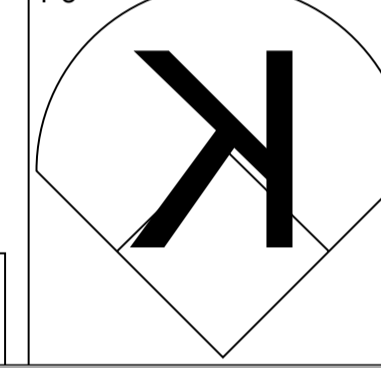
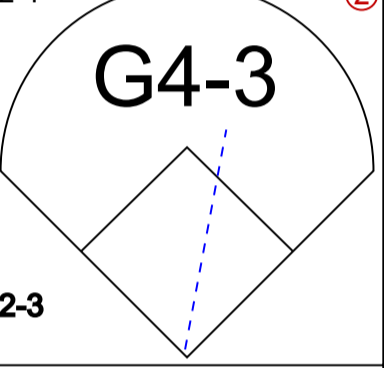
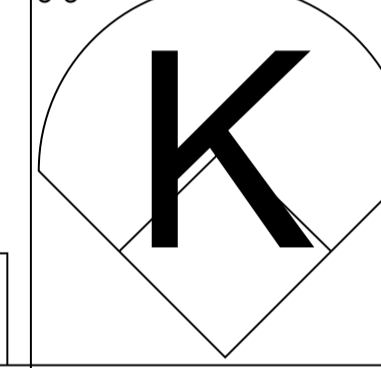
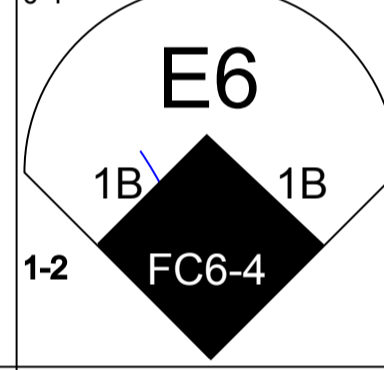
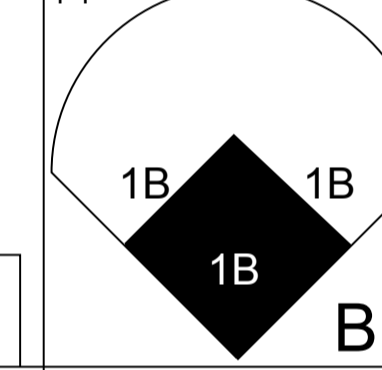
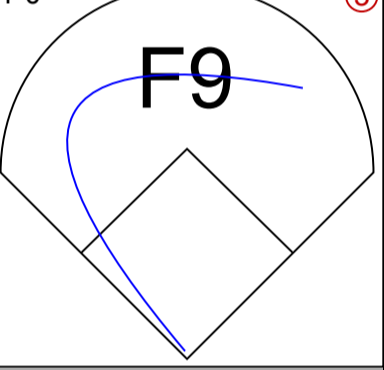
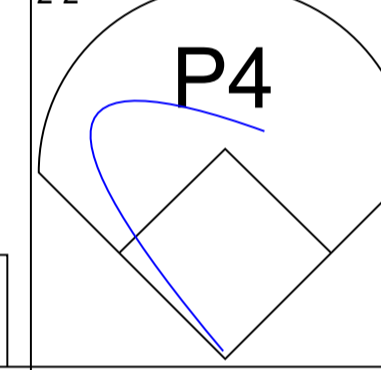
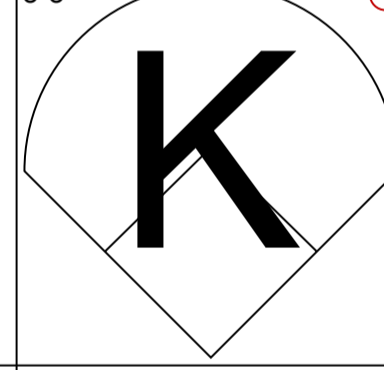
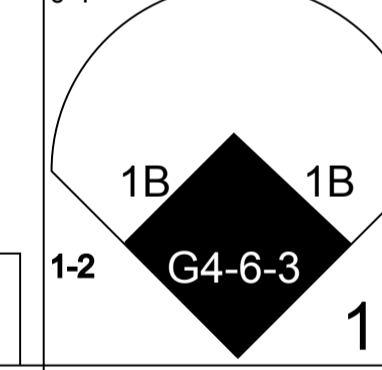
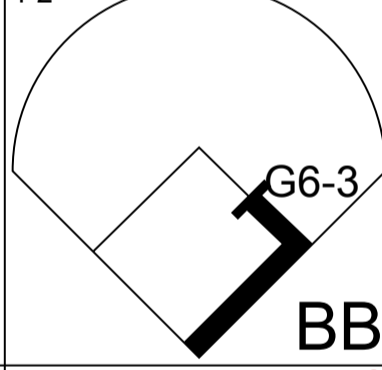
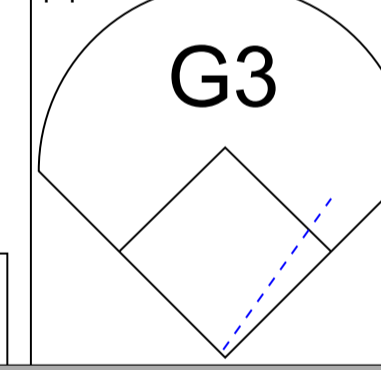
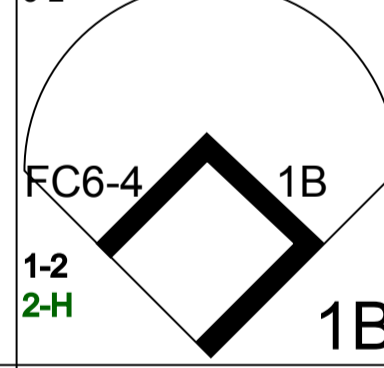
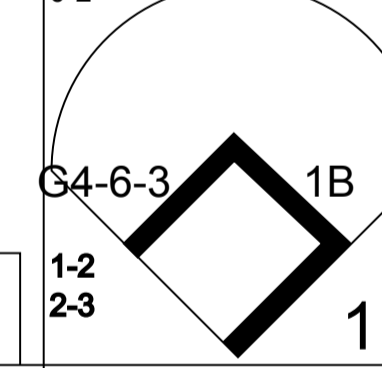
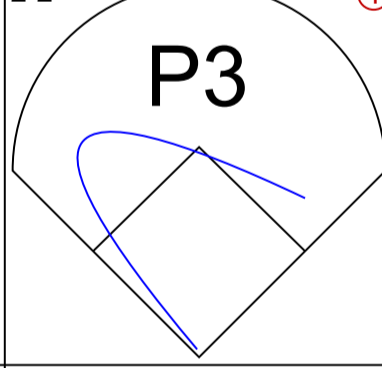
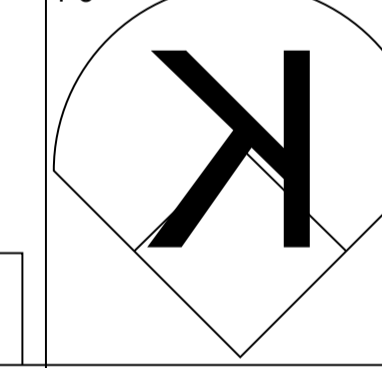
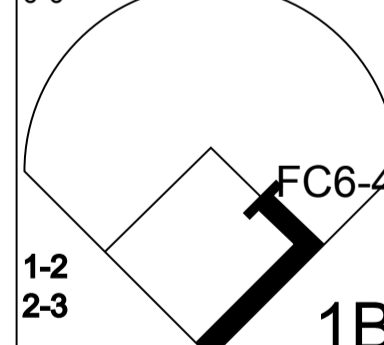
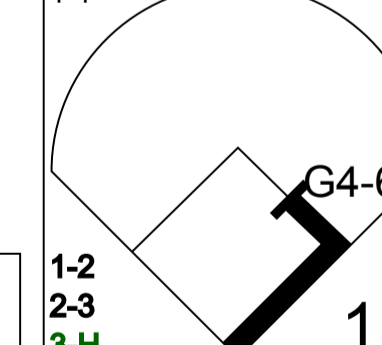
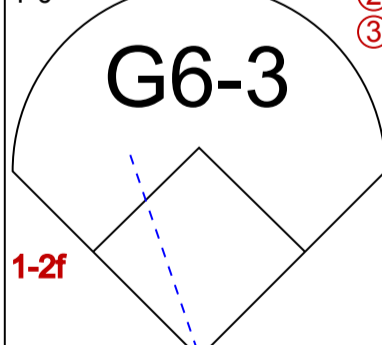
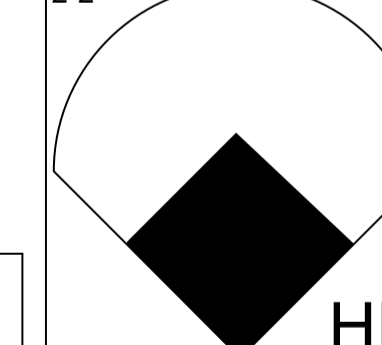
Batter	1	2	3	4	5	6	7	8	9	AB R H RBI BB SO LOB	TOP														
Kenny Lofton, L (1, 8) OBP: 0.351, SLG: 0.386	1-1 G2-3		2-1 G4-3		2-1 F7		1-1 FC5-4		0-1 L7	5 0 0 0 0 0 4															
Omar Vizquel, S (1, 6) OBP: 0.362, SLG: 0.398	0-1 CS 1B		2-2 G3		0-3 K			3-2 G5-3	1-1 S 1B	5 1 2 0 0 1 3															
Roberto Alomar, S (1, 4) OBP: 0.337, SLG: 0.419	2-2 G4-3			3-2 G6-3		2-1 G4-3		3-2 F9	4-0 FC4-6 1B 1-2 IBB	4 0 0 0 1 0 1															
Manny Ramirez, R (1, 10) OBP: 0.434, SLG: 0.698 Bill Selby, L (8, PR) OBP: 0.286, SLG: 0.429		3-2 HR		3-1 G5-3		2-2 G6-3		2-2 BB 1B	0-0 FC4-6 1B 1-2 2-H	4 1 2 1 0 0 0 1 1 1 1 0 0 0															
Jim Thome, L (1, 3) OBP: 0.403, SLG: 0.590 Jolbert Cabrera, R (8, PR) OBP: 0.323, SLG: 0.325		1-1 G4-3		2-3 K		2-2 FC6-4 1B		4-2 1B PB 1-2 BB	1-0 FC4-6 1-2f 2-3	3 0 1 0 1 1 0 1 1 0 0 0 0 2															
Wil Cordero, R (1, 7) OBP: 0.334, SLG: 0.497		3-3 K			1-2 1B SF7 1B	1-1 FC6-4		0-0 PB 1B		4 1 2 1 0 1 1															
David Segui, S (1, 9) OBP: 0.394, SLG: 0.530		0-1 G6-3			0-0 1B		0-0 G3	4-0 1-2 3-H BB		3 0 1 0 1 0 0															
Travis Fryman, R (1, 5) OBP: 0.385, SLG: 0.515			2-2 G4-3 E 1B		2-0 SF7		0-1 G6-3	1-3 K		3 0 1 1 0 1 2															
Einar Diaz, R (1, 2) OBP: 0.324, SLG: 0.405			2-1 P6		0-0 1B		0-0 FC5-4 1B		2-2 F9	4 0 2 0 0 0 1															
Inning Stats	R: 0 E: 0 K: 0 S: 7	H: 1 LOB: 0 BB: 0 P: 10	R: 1 E: 0 K: 1 S: 11	H: 1 LOB: 0 BB: 0 P: 18	R: 0 E: 1 K: 0 S: 11	H: 1 LOB: 1 BB: 0 P: 19	R: 0 E: 0 K: 1 S: 8	H: 0 LOB: 0 BB: 0 P: 16	R: 1 E: 0 K: 1 S: 11	H: 3 LOB: 2 BB: 0 P: 16	R: 0 E: 0 K: 0 S: 10	H: 1 LOB: 1 BB: 0 P: 17	R: 0 E: 0 K: 0 S: 6	H: 1 LOB: 1 BB: 0 P: 7	R: 2 E: 0 K: 1 S: 19	H: 2 LOB: 2 BB: 2 P: 36	R: 1 E: 0 K: 0 S: 11	H: 2 LOB: 2 BB: 1 P: 19	1B: 11 2B: 0 3B: 0 HR: 1	SF: 1 SAC: 0 DP: 0 HBP: 0	WP: 0 PB: 1 SB: 1 CS: 1	PA: 41			
PITCHER	IP	WLS	BF	H	R	ER	SO	BB	IBB	HBP	BLK	WP	HR	S	P	ERA	WHIP								
Bryan Rekar, R (1, 1) ERA: 4.5	7.0		28	8	2	2	3	0	0	0	0	0	1	64	103	2.57	1.143								
Mike Duvall, L (8, 1) ERA:	0.2	H	2	0	0	0	0	0	0	0	0	0	0	7	13	0.00	0.000								
Billy Taylor, R (8, 1) ERA: 8.31	0.0		1	1	0	0	0	0	0	0	0	0	0	5	7	∞	∞								
Doug Creek, L (8, 1) ERA: 3.51	0.0	L	1	0	0	0	0	1	0	0	0	0	0	3	7	∞	∞								
Roberto Hernandez, R (8, 1) ERA: 3.72	1.1	B	9	3	3	2	1	1	1	0	0	0	0	15	28	13.50	3.000								

Cleveland Indians @ Tampa Bay Devil Rays
Tropicana Field, St. Petersburg, FL
Wed Aug 02 2000, 7:15 PM EDT
Att. 16,909 - Dome - 72 F

AB	37
R	5
H	12
RBI	4
BB	3
SO	4
LOB	14



WP: 0	PA: 41
-------	--------

Batter	1	2	3	4	5	6	7	8	9	AB R H RBI BB SO LOB
Kenny Lofton, L (1, 8) OBP: 0.346, SLG: 0.380	2-3 	0-0 FC6-4 		0-0 G4-6-3 			1-0 G4-3 		1-2 F7 	5 0 0 1 0 1 4
Omar Vizquel, S (1, 6) OBP: 0.359, SLG: 0.394	2-3 	0-0 G4-3 		2-1 G5-3 			0-1 P6 		0-3 	4 0 0 0 0 1 3 1 0 0 0 0 1 0
Roberto Alomar, S (1, 4) OBP: 0.339, SLG: 0.418	1-1 		3-1 G3 		1-2 L3 		4-2 			3 0 1 0 1 0 0
Manny Ramirez, R (1, 10) OBP: 0.432, SLG: 0.694	2-3 		1-3 		3-2 G4-3 		0-3 			4 0 1 0 0 3 2
Jim Thome, L (1, 3) OBP: 0.401, SLG: 0.586		0-0 	1-3 		2-1 G4-3 			3-3 		4 1 1 0 0 2 1
Wil Cordero, R (1, 7) OBP: 0.333, SLG: 0.493		0-1 E6 		4-1 		1-0 F9 		2-2 P4 		3 2 0 0 1 0 2
David Segui, S (1, 9) OBP: 0.395, SLG: 0.528		3-3 		0-1 		4-2 		1-1 G3 		3 1 1 0 1 1 2
Travis Fryman, R (1, 5) OBP: 0.396, SLG: 0.515		3-2 FC6-4 		0-2 		2-2 P3 		1-3 		4 0 2 1 0 1 1
Sandy Alomar Jr., R (1, 2) OBP: 0.345, SLG: 0.443		0-0 		1-1 		1-0 G6-3 		2-2 		4 1 3 2 0 0 1

Inning Stats	R: 0	H: 1	E: 0	K: 3	S: 12	R: 2	H: 3	E: 1	K: 1	S: 14	R: 0	H: 0	E: 0	K: 2	S: 9	R: 2	H: 3	E: 0	K: 0	S: 12	R: 0	H: 1	E: 0	K: 0	S: 11	R: 0	H: 0	E: 0	K: 1	S: 10	R: 0	H: 0	E: 0	K: 1	S: 8	R: 1	H: 1	E: 0	K: 2	S: 13	1B: 7	2B: 1	3B: 0	HR: 1	SF: 0	SAC: 0	DP: 2	HBP: 0	WP: 0	PA: 38
--------------	------	------	------	------	-------	------	------	------	------	-------	------	------	------	------	------	------	------	------	------	-------	------	------	------	------	-------	------	------	------	------	-------	------	------	------	------	------	------	------	------	------	-------	-------	-------	-------	-------	-------	--------	-------	--------	-------	--------

PITCHER	IP	WLS	BF	H	R	ER	SO	BB	IBB	HBP	BLK	WP	HR	S	P	ERA	WHIP
Albie Lopez, R (1, 1) ERA: 3.83	7.0	L	31	8	4	2	7	3	0	0	0	0	0	74	118	2.57	1.571
Esteban Yan, R (8, 1) ERA: 6.93	2.0		7	1	1	1	3	0	0	0	0	0	1	21	31	4.50	0.500

TOP

Cleveland Indians @ Tampa Bay Devil Rays

Tropicana Field, St. Petersburg, FL

Thu Aug 03 2000, 7:15 PM EDT
Att: 21,703 - Dome - 72 F

AB	35
R	5
H	9
RBI	4
BB	3
SO	10
LOB	16

C™

Batter	1	2	3	4	5	6	7	8	9	AB R H RBI BB SO LOB
Gerald Williams, R (1, 8) OBP: 0.329, SLG: 0.466	0-1 G6-3		1-3 K			0-2 G4-3		0-0 G5-3		4 0 0 0 0 1 0
Russ Johnson, R (1, 4) OBP: 0.302, SLG: 0.296 (9, 6)	1-1 F8		2-0 1B			3-2 HR			1-1 G6-4-3 1B	4 1 3 1 0 0 0
Greg Vaughn, R (1, 7) OBP: 0.383, SLG: 0.534	2-1 1B		2-3 K			4-2 G3-6-1 BB			2-2 G6-4-3 1-2f	3 0 1 0 0 1 1 2
Fred McGriff, L (1, 3) OBP: 0.361, SLG: 0.460	2-3 K			3-2 G3-1		1-0 G3-6-1 1-2f			2-0 1B	4 0 1 0 0 1 2
Jose Canseco, R (1, 10) OBP: 0.390, SLG: 0.456		4-1 F8 S BB		3-2 F8			1-2 G6-3		1-0 G6-3	3 0 0 0 1 0 1
Steve Cox, L (1, 9) OBP: 0.402, SLG: 0.459		1-3 K		0-1 F7			2-3 K			3 0 0 0 0 2 1
John Flaherty, R (1, 2) OBP: 0.325, SLG: 0.384		1-2 F8			0-0 G3-6-1 1B		1-3 K			3 0 1 0 0 1 1
Aubrey Huff, L (1, 5)		1-2 P5			0-0 G3-6-1 1-2f			0-2 F7		3 0 0 0 0 0 2
Felix Martinez, S (1, 6) Miguel Cairo, R (8, PH) OBP: 0.312, SLG: 0.322 (9, 4)			0-1 G5-3		0-3 K			2-3 K		2 0 0 0 0 1 0 1 0 0 0 0 1 0

BOTTOM

Cleveland Indians @ Tampa Bay Devil Rays
Tropicana Field, St. Petersburg, FL

Thu Aug 03 2000, 7:15 PM EDT
Att: 21,703 - Dome - 72 F

livebaseballscores.com

AB	30
R	1
H	6
RBI	1
BB	2
SO	8
LOB	9



Inning Stats	R: 0 E: 0 K: 1 S: 9	H: 1 LOB: 1 BB: 0 P: 14	R: 0 E: 0 K: 1 S: 11	H: 0 LOB: 1 BB: 1 P: 18	R: 0 E: 0 K: 2 S: 10	H: 1 LOB: 1 BB: 0 P: 15	R: 0 E: 0 K: 0 S: 10	H: 0 LOB: 0 BB: 0 P: 16	R: 0 E: 0 K: 1 S: 5	H: 1 LOB: 0 BB: 0 P: 5	R: 1 E: 0 K: 0 S: 13	H: 1 LOB: 0 BB: 1 P: 21	R: 0 E: 0 K: 2 S: 11	H: 0 LOB: 0 BB: 0 P: 15	R: 0 E: 0 K: 1 S: 7	H: 0 LOB: 0 BB: 0 P: 9	R: 0 E: 0 K: 0 S: 7	H: 2 LOB: 1 BB: 0 P: 13	1B: 5 2B: 0 3B: 0 HR: 1	SF: 0 SAC: 0 DP: 3 HBP: 0	WP: 0 PB: 0 SB: 1 CS: 0	PA: 32
PITCHER	IP	WLS	BF	H	R	ER	SO	BB	IBB	HBP	BLK	WP	HR	S	P	ERA	WHIP					
Jason Bere, R (1, 1) ERA: 4.64	8.0	W	28	4	1	1	8	2	0	0	0	0	1	76	113	1.12	0.750					
Bob Wickman, R (9, 1) ERA: 3.14	1.0		4	2	0	0	0	0	0	0	0	0	0	7	13	0.00	2.000					

WP: 0 PA: 32

Anaheim Angels @ Cleveland Indians

Jacobs Field, Cleveland, OH

Fri Aug 04 2000, 4:05 PM EDT
 Att. 43,182 - Sunny - 69 F

livebaseballscorecards.com

AB	37
R	10
H	13
RBI	10
BB	5
SO	8
LOB	17



WP:	1	PA:	45
PB:	0		
SB:	2		
CS:	1		

Batter	1	2	3	4	5	6	7	8	9	AB	R	H	RBI	BB	SO	LOB						
Darin Erstad, L (1, 8) OBP: 0.418, SLG: 0.571	2-0 SH1-3 2B 1B	0-1 2B 3B		2-1 P6		2-2 F2		0-1 F8		5	2	2	2	0	0	2						
Kevin Stocker, S (1, 6) OBP: 0.371, SLG: 0.357	1-1 SH1-3 1-3	3-2 1B 2B		2-0 2B		1-3 K		3-3 K		4	1	2	2	0	2	1						
Mo Vaughn, L (1, 3) OBP: 0.379, SLG: 0.531	2-3 K	3-2 FC6-4 1B		3-1 F7			1-0 E3 E WP	4-0 FC6-4 IBB		4	1	1	1	1	1	2						
Tim Salmon, R (1, 9) OBP: 0.410, SLG: 0.553	3-2 2B	0-1 FC6-4 1-2f		3-2 16 G3-1 3B			4-2 E SF8 BB	2-1 FC6-4 1-2f 2-3		4	2	2	1	1	0	3						
16 Garret Anderson, L (1, 10) OBP: 0.283, SLG: 0.519	0-0 F7		2-0 G3		2-2 G3-1		3-2 P6	1-0 1B 1B		5	1	1	1	0	0	3						
Troy Glaus, R (1, 5) OBP: 0.390, SLG: 0.587		4-1 FC6-4 BB	3-2 F8		3-3 K		1-1 E5 1-3 2-H 1B	3-2 G4-3 1B		4	0	2	1	1	1	0						
Bengie Molina, R (1, 2) OBP: 0.312, SLG: 0.435		2-1 FC6-4 1-2f 3B	2-3 K		0-1 1B		1-2 SF8	0-1 G4-3		4	1	1	1	0	1	3						
Adam Kennedy, L (1, 4) OBP: 0.317, SLG: 0.429		0-3 K		1-2 L6		1-0 F8		2-1 CS 1B		5	0	1	1	0	2	3						
Orlando Palmeiro, L (1, 7) OBP: 0.415, SLG: 0.421		4-0 3B BB		0-2 2B		1-3 K		4-0 FC6-4 S BB	1-0 CS	2	2	1	0	2	1	0						
Inning Stats	R: 1 E: 0 K: 1 S: 14	H: 2 LOB: 1 BB: 0 P: 22	R: 4 E: 0 K: 1 S: 17	H: 3 LOB: 1 BB: 2 P: 33	R: 0 E: 0 K: 1 S: 8	H: 0 LOB: 0 BB: 0 P: 15	R: 1 E: 0 K: 0 S: 12	H: 2 LOB: 1 BB: 0 P: 20	R: 1 E: 0 K: 1 S: 14	H: 2 LOB: 1 BB: 0 P: 23	R: 0 E: 0 K: 2 S: 11	H: 0 LOB: 0 BB: 0 P: 15	R: 2 E: 2 K: 1 S: 15	H: 1 LOB: 1 BB: 1 P: 27	R: 0 E: 0 K: 1 S: 8	H: 0 LOB: 2 BB: 2 P: 20	R: 1 E: 0 K: 0 S: 8	H: 3 LOB: 0 BB: 0 P: 15	1B: 7 2B: 4 3B: 2 HR: 0	SF: 1 SAC: 1 DP: 1 HBP: 0	WP: 1 PB: 0 SB: 2 CS: 1	PA: 45

Batter	1	2	3	4	5	6	7	8	9								
PITCHER	IP	WLS	BF	H	R	ER	SO	BB	IBB	HBP	BLK	WP	HR	S	P	ERA	WHIP
Steve Woodard, R (1, 1) ERA: 5.96	3.0		16	5	5	5	3	2	0	0	0	0	0	39	70	15.00	2.333
Tom Martin, L (4, 1) ERA: 3.7	1.0		5	2	1	1	0	0	0	0	0	0	0	12	20	9.00	2.000
Jamie Brewington, R (5, 1) ERA: 5.25	1.0		5	2	1	1	1	0	0	0	0	0	0	14	23	9.00	2.000
Justin Speier, R (6, 1) ERA: 2.93	1.1	H	7	1	2	0	2	1	0	0	0	1	0	20	33	0.00	1.500
Paul Shuey, R (7, 1) ERA: 3.22	1.2	B	7	0	0	0	2	1	1	0	0	0	0	14	29	0.00	0.600
PITCHER	IP	WLS	BF	H	R	ER	SO	BB	IBB	HBP	BLK	WP	HR	S	P	ERA	WHIP
Bob Wickman, R (9, 1) ERA: 3.26	1.0	W	4	3	1	1	0	0	0	0	0	0	0	8	15	9.00	3.000

Batter	1	2	3	4	5	6	7	8	9	AB	R	H	RBI	BB	SO	LOB
Kenny Lofton, L OBP: 0.350, SLG: 0.383 (1, 8)	1-0 E5 1B 1B	0-3 K	0-0 HR 1B			2-2 F7		1-2 BLK 1B		5	2	3	0	0	1	0
Omar Vizquel, S OBP: 0.359, SLG: 0.393 Jobert Cabrera, R OBP: 0.321, SLG: 0.346 (1, 6) (3, 6)	2-2 F7	4-2 CS BB	1-2 HR			0-0 G5-3		2-2 L7		1	0	0	0	1	0	1
Roberto Alomar, S OBP: 0.339, SLG: 0.418 (1, 4)	3-2 1B WP 1B	2-2 S 1-2 1B	3-3 K			1-3 K		0-0 F8		5	1	2	0	0	2	0
Manny Ramirez, R OBP: 0.431, SLG: 0.688 Bill Selby, L OBP: 0.286, SLG: 0.429 (1, 10) (9, PR)	1-0 1B PB 1B	3-3 K				3-3 K		1-2 G6-3		4	1	1	1	1	2	1
Jim Thome, L OBP: 0.401, SLG: 0.592 (1, 3)	1-0 BB 1-3 1B					3-3 K		1-0 F7		5	2	2	3	0	1	0
Wil Cordero, R OBP: 0.335, SLG: 0.495 (1, 7)	2-0 F8					3-3 K		4-2 BB		3	1	1	0	1	1	2
David Segui, S OBP: 0.396, SLG: 0.527 (1, 9)	4-1 1B 1-2 BB					2-1 HR 2-3 1B		1-0 G6-3		3	1	1	0	1	0	1
Travis Fryman, R OBP: 0.394, SLG: 0.514 (1, 5)	1-1 1-2 1B					1-1 SF7		1-2 G5-3		3	0	1	3	0	0	0
Sandy Alomar Jr., R OBP: 0.343, SLG: 0.453 (1, 2)	0-2 G1-3					3-1 HR		3-2 G1-3		4	1	1	2	0	0	2

Inning Stats	R: 4	H: 5	E: 1	LOB: 2	K: 0	S: 19	R: 0	H: 1	E: 0	LOB: 1	K: 2	S: 11	R: 5	H: 5	E: 0	LOB: 0	K: 1	S: 21	R: 0	H: 0	E: 0	LOB: 0	K: 3	S: 14	R: 0	H: 0	E: 0	LOB: 0	K: 0	S: 9	R: 0	H: 0	E: 0	LOB: 0	K: 1	S: 7	R: 0	H: 0	E: 0	LOB: 1	K: 0	S: 7	R: 0	H: 1	E: 0	LOB: 1	K: 0	S: 19	R: 2	H: 1	E: 0	LOB: 1	K: 0	S: 5	1B: 9	SF: 1	2B: 1	SAC: 0	3B: 0	DP: 0	HR: 3	HBP: 0
--------------	------	------	------	--------	------	-------	------	------	------	--------	------	-------	------	------	------	--------	------	-------	------	------	------	--------	------	-------	------	------	------	--------	------	------	------	------	------	--------	------	------	------	------	------	--------	------	------	------	------	------	--------	------	-------	------	------	------	--------	------	------	-------	-------	-------	--------	-------	-------	-------	--------

PITCHER	IP	WLS	BF	H	R	ER	SO	BB	IBB	HBP	BLK	WP	HR	S	P	ERA	WHIP
Seth Etherton, R ERA: 5.52 (1, 1)	2.2		19	10	8	8	2	2	0	0	0	1	1	43	78	27.00	4.500
Mike Fyhrie, R ERA: 2.3 (3, 1)	2.1		8	1	1	1	4	0	0	0	0	0	1	31	50	3.86	0.429
Mike Holtz, L ERA: 3.76 (6, 1)	1.0		3	0	0	0	1	0	0	0	0	0	0	7	10	0.00	0.000
Shigetoshi Hasegawa, R ERA: 3.71 (7, 1)	2.0		8	1	0	0	0	1	0	0	1	0	0	26	38	0.00	1.000
Troy Percival, R ERA: 4.85 (9, 1)	0.1	L	3	1	2	2	0	1	0	0	0	0	1	5	11	54.00	6.000

BOTTOM

Anaheim Angels @ Cleveland Indians
Jacobs Field, Cleveland, OH

Fri Aug 04 2000, 4:05 PM EDT
Att. 43,182 - Sunny - 69 F

AB	36
R	11
H	13
RBI	11
BB	4
SO	7
LOB	8



PITCHER	IP	WLS	BF	H	R	ER	SO	BB	IBB	HBP	BLK	WP	HR	S	P	ERA	WHIP
Seth Etherton, R ERA: 5.52 (1, 1)	2.2		19	10	8	8	2	2	0	0	0	1	1	43	78	27.00	4.500
Mike Fyhrie, R ERA: 2.3 (3, 1)	2.1		8	1	1	1	4	0	0	0	0	0	1	31	50	3.86	0.429
Mike Holtz, L ERA: 3.76 (6, 1)	1.0		3	0	0	0	1	0	0	0	0	0	0	7	10	0.00	0.000
Shigetoshi Hasegawa, R ERA: 3.71 (7, 1)	2.0		8	1	0	0	0	1	0	0	1	0	0	26	38	0.00	1.000
Troy Percival, R ERA: 4.85 (9, 1)	0.1	L	3	1	2	2	0	1	0	0	0	0	1	5	11	54.00	6.000

Batter	1	2	3	4	5	6	7	8	9	AB R H RBI BB SO LOB	TOP																	
Darin Erstad, L (1, 7) OBP: 0.417, SLG: 0.568	0-0 F8		4-2 BB			2-0 G3	1-1 G4-3			3 0 0 0 1 0 1																		
Benji Gil, R (1, 4) OBP: 0.307, SLG: 0.352 Adam Kennedy, L (7, PH) OBP: 0.317, SLG: 0.428	2-1 CS 1B		4-2 BB			0-3 K	2-2 F7			2 0 1 0 1 1 0 1 0 0 0 0 0 1																		
Tim Salmon, R (1, 9) OBP: 0.408, SLG: 0.557	3-3 K 1-2		2-3 K			0-0 HR		2-1 F8		4 1 1 1 0 2 3																		
Ron Gant, R (1, 10) OBP: 0.322, SLG: 0.477 Mo Vaughn, L (8, PH) OBP: 0.378, SLG: 0.530		1-0 CS 1B		1-1 G4-3		3-2 E8 16 1B		0-3 K		3 1 2 0 0 0 0 1 0 0 0 0 1 0																		
16 Garret Anderson, L (1, 8) OBP: 0.283, SLG: 0.517	0-0 F8			2-3 K		3-2 BB 1B 2-H		1-3 K		4 0 1 1 0 2 1																		
Troy Glaus, R (1, 5) OBP: 0.393, SLG: 0.589		4-2 BB 1-2		1-0 G6-3		4-2 BB 1-2			1-1 G3 G6-3 2B	2 1 1 0 2 0 0																		
Scott Spiezio, S (1, 3) OBP: 0.341, SLG: 0.448					1-2 G6-3	2-3 K			1-1 G3 2-3	4 0 0 0 0 2 4																		
Matt Walbeck, S (1, 2) OBP: 0.258, SLG: 0.421			3-2 G4-3		1-0 G4-3		1-1 G4-3 SH3-4 HBP		1-0 G6-3 3-H	3 0 0 1 0 0 0																		
Kevin Stocker, S (1, 6) OBP: 0.367, SLG: 0.353			2-1 G6-3		0-0 G6-3		0-0 SH3-4 1-2		1-1 F8	3 0 0 0 0 0 0																		
Inning Stats	R: 0 E: 0 K: 1 S: 8	H: 1 LOB: 0 BB: 0 P: 13	R: 0 E: 0 K: 1 S: 8	H: 1 LOB: 1 BB: 1 P: 13	R: 0 E: 0 K: 1 S: 13	H: 0 LOB: 2 BB: 2 P: 28	R: 0 E: 0 K: 1 S: 8	H: 0 LOB: 0 BB: 0 P: 12	R: 0 E: 0 K: 0 S: 6	H: 0 LOB: 0 BB: 0 P: 8	R: 2 E: 1 K: 2 S: 19	H: 3 LOB: 2 BB: 1 P: 33	R: 0 E: 0 K: 0 S: 7	H: 0 LOB: 1 BB: 0 P: 11	R: 0 E: 0 K: 2 S: 8	H: 0 LOB: 0 BB: 0 P: 11	R: 1 E: 0 K: 0 S: 7	H: 1 LOB: 0 BB: 0 P: 11	1B: 4 2B: 1 3B: 0 HR: 1	SF: 0 SAC: 1 DP: 0 HBP: 1	WP: 0 PB: 0 SB: 0 CS: 2	PA: 36						
PITCHER	IP WLS BF H R ER SO BB IBB HBP BLK WP HR S P ERA WHIP																											
Chuck Finley, L (1, 1) ERA: 3.83	6.0		25	5	2	1	6	4	0	0	0	0	0	1	62	107	1.50	1.500										
Justin Speier, R (7, 1) ERA: 2.83	1.1	W	5	0	0	0	0	0	0	1	0	0	0	0	9	15	0.00	0.000										
Paul Shuey, R (8, 1) ERA: 3.16	0.2	H	2	0	0	0	2	0	0	0	0	0	0	6	7	0.00	0.000											
Steve Karsay, R (9, 1) ERA: 3.26	1.0		4	1	1	1	0	0	0	0	0	0	0	7	11	9.00	1.000											

Anaheim Angels @ Cleveland Indians
 Jacobs Field, Cleveland, OH
 Sat Aug 05 2000, 4:05 PM EDT
 Att. 43,162 - Sunny - 75 F

livebaseballscorecards.com

AB	30
R	3
H	6
RBI	3
BB	4
SO	8
LOB	10



Batter	1	2	3	4	5	6	7	8	9
Kenny Lofton, L OBP: 0.356, SLG: 0.391 (1, 8)	0-1 1B S G5-4-3 1B		4-2 G5-4-3 1-2 BB		1-0 2B		1-1 S 1B	1-0 FC6-4 1-2f 2-3	
Travis Fryman, R OBP: 0.392, SLG: 0.509 (1, 5)	1-0 G5-4-3 1-3 1B		2-2 G5-4-3 1-2f		2-2 P4		0-0 F8	0-0 P6	
Roberto Alomar, S OBP: 0.339, SLG: 0.416 (1, 4)	0-2 G5-4-3 1-2f 3-H			3-2 2B 1B	1-3 K		3-1 F8 1-2		
Manny Ramirez, R OBP: 0.430, SLG: 0.687 (1, 10) David Segui, S OBP: 0.398, SLG: 0.528 (8, PH)	1-3 K			1-1 1B 2B	1-1 F9			0-1 1B 1B	
Wil Cordero, R OBP: 0.334, SLG: 0.492 (1, 7)		1-1 G1-6-3		2-2 P4		0-0 G6-3		0-1 WP 1B 1B	
Jim Thome, L OBP: 0.405, SLG: 0.593 (1, 3)		1-0 G4-3		2-1 1B 1B 1B		4-2 G5-4-3 BB		0-0 1B WP 1B 1B	
Chan Perry, R OBP: 0.333, SLG: 0.333 (1, 9) Omar Vizquel, S OBP: 0.361, SLG: 0.395 (8, 6)		2-0 G5-3		2-2 1B 1B		0-0 G5-4-3 1-2f		3-2 FC6-4 1B 1B	
Sandy Alomar Jr., R OBP: 0.350, SLG: 0.463 (1, 2)			0-0 BB 1B	1-1 FC5-4 1-2 2-3 1B			0-0 SH5-4 1B 2B	0-2 F9	
Jolbert Cabrera, R OBP: 0.321, SLG: 0.346 (1, 6) (8, 9)			2-0 F9	0-1 FC5-4 1-2f			2-0 SH5-4 2-3	0-0 FC6-4 1-2 3-H 1B	

Inning Stats	R: 1 E: 0 K: 1 S: 9	H: 2 LOB: 0 BB: 0 P: 11	R: 0 E: 0 K: 0 S: 4	H: 0 LOB: 0 BB: 0 P: 8	R: 0 E: 0 K: 0 S: 7	H: 1 LOB: 1 BB: 1 P: 15	R: 1 E: 0 K: 0 S: 21	H: 5 LOB: 3 BB: 0 P: 32	R: 0 E: 0 K: 1 S: 10	H: 1 LOB: 1 BB: 0 P: 15	R: 0 E: 0 K: 0 S: 4	H: 0 LOB: 0 BB: 1 P: 8	R: 1 E: 0 K: 0 S: 7	H: 2 LOB: 1 BB: 0 P: 13	R: 3 E: 0 K: 0 S: 14	H: 5 LOB: 2 BB: 0 P: 18
1B: 13 2B: 3 3B: 0 HR: 0	SF: 0 SAC: 1 DP: 3 HBP: 0	WP: 1 PB: 0 SB: 2 CS: 0	PA: 38													

PITCHER	IP	WLS	BF	H	R	ER	SO	BB	IBB	HBP	BLK	WP	HR	S	P	ERA	WHIP
Scott Schoeneweis, L ERA: 5.05 (1, 1)	7.0	L	30	11	3	3	2	2	0	0	0	0	0	62	102	3.86	1.857
Mark Petkovsek, R ERA: 4.91 (8, 1)	0.1		6	5	3	3	0	0	0	0	0	1	0	12	15	81.00	15.000
Juan Alvarez, L ERA: (8, 1)	0.1		1	0	0	0	0	0	0	0	0	0	0	1	2	0.00	0.000
Derrick Turnbow, R ERA: 5.12 (8, 1)	0.1		1	0	0	0	0	0	0	0	0	0	0	1	1	0.00	0.000

BOTTOM

Anaheim Angels @ Cleveland Indians
 Jacobs Field, Cleveland, OH
 Sat Aug 05 2000, 4:05 PM EDT
 Att: 43,162 - Sunny - 75 F

livebaseballscorecards.com

AB	35
R	6
H	16
RBI	5
BB	2
SO	2
LOB	21



Batter	1	2	3	4	5	6	7	8	9	AB R H RBI BB SO LOB	TOP		
Darin Erstad, L (1, 7) OBP: 0.413, SLG: 0.562	2-2 F7	1-2 L7		0-0 L6		2-3 K			1-1 G3	5 0 0 0 0 1 4			
Orlando Palmeiro, L (1, 10) OBP: 0.409, SLG: 0.409	1-1 F5		4-0 1B BB	3-2 F9			1-3 K		0-2 G5-3	4 0 0 0 1 1 2			
Mo Vaughn, L (1, 3) OBP: 0.378, SLG: 0.527	2-3 K		1-1 1-2 1B		4-1 G5-4-3 BB		0-0 F8		1-3 K	4 0 1 0 1 2 0			
Tim Salmon, R (1, 9) OBP: 0.407, SLG: 0.554		3-2 16 FC3-6 1B	1-3 K		2-1 G5-4-3 1-2f		2-3 K			4 0 1 0 0 2 3			
16 Garret Anderson, L (1, 8) OBP: 0.285, SLG: 0.516		2-1 FC3-6 HBP 1B E 1-2f	1-0 F7		1-1 BB 1B			4-1 1B BB		3 1 1 0 1 0 3			
Troy Glaus, R (1, 5) OBP: 0.394, SLG: 0.587		2-2 E HBP 2B 1B	0-3 K		4-2 BB		2-3 K			3 1 1 0 1 2 3			
Bengie Molina, R (1, 2) OBP: 0.317, SLG: 0.435		1-1 2B HBP		4-2 SH3-4 1B BB		1-3 K		0-1 1B		2 0 1 0 1 1 2			
Adam Kennedy, L (1, 4) OBP: 0.316, SLG: 0.427		1-0 F4		0-1 SH3-4 1B		1-1 G1-3		1-3 K		4 0 1 0 0 1 4			
Kevin Stocker, S (1, 6) OBP: 0.367, SLG: 0.357		0-0 1-3 3-H 2B		0-1 SH3-4		0-2 G4-3		1-3 K		3 0 1 1 0 1 2			
Inning Stats	R: 0 E: 0 K: 1 S: 12 H: 0 LOB: 0 BB: 0 P: 17	R: 2 E: 1 K: 0 S: 14 H: 3 LOB: 2 BB: 0 P: 24	R: 0 E: 0 K: 2 S: 10 H: 1 LOB: 2 BB: 1 P: 17	R: 0 E: 0 K: 0 S: 11 H: 1 LOB: 2 BB: 1 P: 18	R: 0 E: 0 K: 1 S: 10 H: 1 LOB: 2 BB: 2 P: 22	R: 0 E: 0 K: 1 S: 8 H: 0 LOB: 0 BB: 0 P: 11	R: 0 E: 0 K: 2 S: 7 H: 0 LOB: 0 BB: 0 P: 10	R: 0 E: 0 K: 3 S: 14 H: 1 LOB: 2 BB: 1 P: 22	R: 0 E: 0 K: 1 S: 8 H: 0 LOB: 0 BB: 0 P: 10	1B: 6 2B: 1 3B: 0 HR: 0 SF: 0 SAC: 1 DP: 1 HBP: 1	WP: 0 PB: 0 SB: 0 CS: 0 PA: 39		
PITCHER	IP WLS BF H R ER SO BB IBB HBP BLK WP HR S P ERA WHIP											PITCHER	IP WLS BF H R ER SO BB IBB HBP BLK WP HR S P ERA WHIP
Bartolo Colon, R (1, 1) ERA: 4.38	7.0 W 32 6 2 2 7 5 0 1 0 0 0 73 124 2.57 1.571												
Paul Shuey, R (8, 1) ERA: 3.08	1.0 H 4 1 0 0 3 0 0 0 0 0 0 13 17 0.00 1.000												
Bob Wickman, R (9, 1) ERA: 3.2	1.0 S 3 0 0 0 1 0 0 0 0 0 0 8 10 0.00 0.000												

Anaheim Angels @ Cleveland Indians
Jacobs Field, Cleveland, OH
 Sun Aug 06 2000, 1:05 PM EDT
 Att. 43,133 - Overcast - 75 F

livebaseballscorecards.com

AB	32
R	2
H	7
RBI	1
BB	5
SO	11
LOB	23



Batter	1	2	3	4	5	6	7	8	9	AB	R	H	RBI	BB	SO	LOB
Kenny Lofton, L OBP: 0.351, SLG: 0.385 (1, 8)	2-1 F8	0-1 L7		1-2 P4		1-1 G6-3		1-0 G4-3		5	0	0	0	0	0	4
Omar Vizquel, S OBP: 0.359, SLG: 0.395 (1, 6)	0-3		0-1 F8	1-1 G4-3 2B		0-1 G1-3		1-1 G1-3		5	0	1	0	0	1	2
Roberto Alomar, S OBP: 0.340, SLG: 0.432 (1, 4)	1-2 HR		0-1 HR	3-2 G4-3			2-3 K			4	2	2	2	0	1	1
Jim Thome, L OBP: 0.405, SLG: 0.603 (1, 10)	1-0 HR		0-0 2B	0-0 F7			1-3 K			4	1	2	1	0	1	1
David Segui, S OBP: 0.399, SLG: 0.527 (1, 3)	1-0 G4-3		4-0 BB			2-3 K		1-0 1B		3	0	1	0	1	1	0
Wil Cordero, R OBP: 0.331, SLG: 0.487 (1, 7)		3-2 F7	2-0 P4			1-3 K		2-2 P6		4	0	0	0	0	1	3
Travis Fryman, R OBP: 0.393, SLG: 0.511 (1, 5)		4-2 G3 BB BB	3-2 F9			3-1 2B		1-2 F7		3	0	1	0	1	0	2
Bill Selby, L OBP: 0.400, SLG: 0.444 (1, 9)		4-1 G3 BB		0-2 HR 1B		0-2 F7		1-2 E4 2B		2	1	1	0	1	0	1
Jolbert Cabrera, R OBP: 0.319, SLG: 0.344 (8, 9)		1-2 BB								1	0	0	0	0	0	0
Einar Diaz, R OBP: 0.328, SLG: 0.429 (1, 2)		0-1 G3		0-1 HR				1-1 K		4	1	2	2	0	1	2

Inning Stats	R: 2	H: 2	E: 0	K: 11	S: 11	LOB: 0	BB: 0	P: 16	R: 0	H: 0	E: 0	K: 10	S: 12	LOB: 2	BB: 2	P: 23	R: 1	H: 2	E: 0	K: 0	S: 12	LOB: 2	BB: 1	P: 21	R: 2	H: 3	E: 0	K: 0	S: 14	LOB: 1	BB: 0	P: 19	R: 0	H: 1	E: 0	K: 2	S: 11	LOB: 1	BB: 0	P: 17	R: 0	H: 0	E: 0	K: 1	S: 7	LOB: 0	BB: 0	P: 9	R: 0	H: 1	E: 0	K: 2	S: 10	LOB: 1	BB: 0	P: 16	R: 0	H: 1	E: 1	K: 0	S: 11	LOB: 2	BB: 0	P: 16	1B: 2	2B: 4	3B: 0	HR: 4	SF: 0	SAC: 0	DP: 0	HBP: 0	WP: 0	PB: 0	SB: 0	CS: 0	PA: 38
--------------	------	------	------	-------	-------	--------	-------	-------	------	------	------	-------	-------	--------	-------	-------	------	------	------	------	-------	--------	-------	-------	------	------	------	------	-------	--------	-------	-------	------	------	------	------	-------	--------	-------	-------	------	------	------	------	------	--------	-------	------	------	------	------	------	-------	--------	-------	-------	------	------	------	------	-------	--------	-------	-------	-------	-------	-------	-------	-------	--------	-------	--------	-------	-------	-------	-------	--------

PITCHER	IP	WLS	BF	H	R	ER	SO	BB	IBB	HBP	BLK	WP	HR	S	P	ERA	WHIP
Brian Cooper, R ERA: 5.53 (1, 1)	3.2	L	21	7	5	5	1	3	0	0	0	0	4	48	78	12.27	2.727
Juan Alvarez, L ERA: (4, 1)	0.1		1	0	0	0	0	0	0	0	0	0	1	1	0.00	0.000	
Matt Wise, R ERA: (5, 1)	1.0		4	1	0	0	2	0	0	0	0	0	11	17	0.00	1.000	
Mike Holtz, L ERA: 3.54 (6, 1)	1.2		6	1	0	0	3	0	0	0	0	0	14	20	0.00	0.600	
Lou Pote, R ERA: 4.15 (7, 1)	1.1		6	1	0	0	0	0	0	0	0	0	14	21	0.00	0.750	

BOTTOM

Anaheim Angels @ Cleveland Indians
Jacobs Field, Cleveland, OH
 Sun Aug 06 2000, 1:05 PM EDT
 Att. 43,133 - Overcast - 75 F

livebaseballscorecards.com

AB	35
R	5
H	10
RBI	5
BB	3
SO	6
LOB	16



Batter	1	2	3	4	5	6	7	8	9	AB R H RBI BB SO LOB	TOP																
Luis Alicea, S (1, 4) OBP: 0.365, SLG: 0.397	1-1 F7			2-1 L1-3 1B		2-1 F2		0-3 K		4 0 1 0 0 1 0																	
Frank Catalanotto, L (1, 10) OBP: 0.429, SLG: 0.541	1-2 F9			0-1 F8		0-0 G6-3		0-0 G1		4 0 0 0 0 0 1																	
29 Rusty Greer, L (1, 7) OBP: 0.360, SLG: 0.419	1-1 G3			0-0 L1-3		0-1 BB 2B		4-0 BB		3 0 1 0 1 0 1																	
Rafael Palmeiro, L (1, 3) OBP: 0.385, SLG: 0.553		2-2 G4-6-3 1B			1-1 BB 1B	4-0 BB IBB		2-2 G1-3		3 0 2 0 1 0 1																	
Gabe Kapler, R (1, 8) OBP: 0.337, SLG: 0.461		2-2 G4-6-3 1-2f			1-2 BB 1B	4-2 1-2 2-3 BB		3-2 G5-3		3 0 1 0 1 0 1																	
Ricky Ledee, L (1, 9) OBP: 0.317, SLG: 0.384		0-3 K			0-1 F7	3-2 G6-3		3-2 F9		2 0 0 0 0 1 2																	
Chad Curtis, R (6, PH) OBP: 0.336, SLG: 0.435										2 0 0 0 0 0 3																	
Bill Haselman, R (1, 2) OBP: 0.337, SLG: 0.473			2-3 K		0-3 K		1-2 G6-3		3-2 F8	4 0 0 0 0 2 2																	
Mike Lamb, L (1, 5) OBP: 0.354, SLG: 0.419			1-2 G1-3		4-1 BB		0-2 G4-3			2 0 0 0 1 0 0																	
Royce Clayton, R (1, 6) OBP: 0.316, SLG: 0.427			3-2 G5-3		3-3 K		1-2 F9			3 0 0 0 0 1 3																	
Inning Stats	R: 0 E: 0 K: 0 S: 7	H: 0 LOB: 0 BB: 0 P: 10	R: 0 E: 0 K: 1 S: 12	H: 1 LOB: 0 BB: 0 P: 16	R: 0 E: 0 K: 1 S: 9	H: 0 LOB: 0 BB: 0 P: 15	R: 0 E: 0 K: 0 S: 5	H: 1 LOB: 0 BB: 0 P: 7	R: 0 E: 0 K: 2 S: 21	H: 2 LOB: 3 BB: 1 P: 30	R: 0 E: 0 K: 0 S: 10	H: 1 LOB: 3 BB: 2 P: 23	R: 0 E: 0 K: 0 S: 9	H: 0 LOB: 0 BB: 0 P: 11	R: 0 E: 0 K: 1 S: 7	H: 0 LOB: 1 BB: 1 P: 13	R: 0 E: 0 K: 0 S: 12	H: 0 LOB: 0 BB: 0 P: 21	1B: 4 2B: 2 3B: 0 HR: 0	SF: 0 SAC: 0 DP: 2 HBP: 0	WP: 0 PB: 0 SB: 0 CS: 0	PA: 34					
PITCHER	IP WLS BF H R ER SO BB IBB HBP BLK WP HR S P ERA WHIP																										
Steve Woodard, R (1, 1) ERA: 5.65	5.2		23	5	0	0	4	2	1	0	0	0	0	61	95	0.00	1.235										
Tom Martin, L (6, 1) ERA: 3.65	0.1		1	0	0	0	0	0	0	0	0	0	0	3	6	0.00	0.000										
Steve Reed, R (7, 1) ERA: 5.19	1.0	W	3	0	0	0	0	0	0	0	0	0	0	9	11	0.00	0.000										
Steve Karsay, R (8, 1) ERA: 3.2	1.0	H	4	0	0	0	1	1	0	0	0	0	0	7	13	0.00	1.000										
Bob Wickman, R (9, 1) ERA: 3.14	1.0	S	3	0	0	0	0	0	0	0	0	0	0	12	21	0.00	0.000										

Texas Rangers @ Cleveland Indians
 Jacobs Field, Cleveland, OH
 Mon Aug 07 2000, 7:05 PM EDT
 Att. 43,258 - Sunny - 79 F

livebaseballscorecards.com

AB	30
R	0
H	5
RBI	0
BB	4
SO	5
LOB	14



Batter	1	2	3	4	5	6	7	8	9
Kenny Lofton, L OBP: 0.347, SLG: 0.380 (1, 8)	2-1 B5-3		1-3 K			1-2 F8		2-3 K	
Omar Vizquel, S OBP: 0.360, SLG: 0.396 (1, 6)	2-2 1B		0-1 F9			1-2 G3-1		2-0 1B	
Roberto Alomar, S OBP: 0.339, SLG: 0.430 (1, 4)	3-2 F7		1-2 FC6-4			2-3 K		0-0 1B	
Jim Thome, L OBP: 0.408, SLG: 0.603 (1, 10)	2-0 1-3 1B			2-3 K			4-2 1B	0-1 1B	
David Segui, S OBP: 0.395, SLG: 0.521 (1, 3)	1-1 P4			0-1 G5-3			0-0 F9	1-2 F8	
Wil Cordero, R OBP: 0.331, SLG: 0.486 (1, 7)		1-1 P5		1-2 P4			3-2 SF9		
Travis Fryman, R OBP: 0.390, SLG: 0.508 (1, 5)		3-2 F9			1-1 F9		1-1 SF9		
Bill Selby, L OBP: 0.308, SLG: 0.333 (1, 9)		1-0 G3-1			2-0 F7		0-0 F8		
Jolbert Cabrera, R OBP: 0.319, SLG: 0.344 (8, 9)									
Sandy Alomar Jr., R OBP: 0.350, SLG: 0.461 (1, 2)			0-0 FC6-4			1-0 F8		3-3 K	

Inning Stats	R: 0	H: 2	E: 0	LOB: 2	K: 0	S: 14	R: 0	H: 0	E: 0	LOB: 0	K: 0	S: 6	R: 0	H: 1	E: 0	LOB: 1	K: 1	S: 11	R: 0	H: 0	E: 0	LOB: 0	K: 1	S: 9	R: 0	H: 0	E: 0	LOB: 0	K: 0	S: 4	R: 0	H: 0	E: 0	LOB: 0	K: 1	S: 10	R: 1	H: 1	E: 0	LOB: 1	K: 0	S: 9	R: 1	H: 3	E: 0	LOB: 2	K: 2	S: 20	

PITCHER	IP	WLS	BF	H	R	ER	SO	BB	IBB	HBP	BLK	WP	HR	S	P	ERA	WHIP
Rick Helling, R ERA: 3.71 (1, 1)	7.0	L	26	4	1	1	3	1	0	0	0	0	0	63	99	1.29	0.714
Mike Venafro, L ERA: 3.98 (8, 1)	1.0		6	3	1	1	2	0	0	0	0	0	0	20	28	9.00	3.000

AB R H RBI BB SO LOB

4	0	0	0	0	2	1
4	1	2	0	0	0	1
4	0	1	0	0	1	2
3	1	2	1	1	1	0
4	0	0	0	0	0	5
3	0	1	0	0	0	0
2	0	0	1	0	0	0
3	0	0	0	0	0	1
0	0	0	0	0	0	0
3	0	1	0	0	1	0

AB	30
R	2
H	7
RBI	2
BB	1
SO	5
LOB	10



Texas Rangers @ Cleveland Indians
 Jacobs Field, Cleveland, OH
 Mon Aug 07 2000, 7:05 PM EDT
 Att: 43,258 - Sunny - 79 F

WP: 0 PA: 32
 PB: 0
 SB: 0
 CS: 0

livebaseballscorecards.com

Batter	1	2	3	4	5	6	7	8	9	AB R H RBI BB SO LOB	TOP									
Luis Alicea, S OBP: 0.367, SLG: 0.405 (1, 4)	1-0 29 1B 1B 2B	1-0 G3-6 1-2f		1-0 SF7 1-H 3B		2-2 G4-3			1-2 29 G1-3 1B 1B	5 3 3 1 0 0 1										
Frank Catalanotto, L OBP: 0.441, SLG: 0.562 (1, 10)	2-2 29 1B 1B 2B		1-0 29 G3 WP 2B	1-0 SF7 3-H			0-0 29 HR 1B		0-2 29 G1-3 1B 1B	4 4 4 1 0 0 0										
29 Rusty Greer, L OBP: 0.361, SLG: 0.430 (1, 7)	2-1 2B 1B G3-1		0-0 G3 2-3	2-2 G4-3			1-0 1-H HR		1-2 G1-3 1-2 2-3	5 2 2 2 0 0 3										
Rafael Palmeiro, L OBP: 0.385, SLG: 0.551 (1, 3)	3-2 F5		1-2 G4-3 3-H		2-0 F7		2-1 G6-4-3 1B		1-0 BB 1B 1B 2-H 3-H	5 0 2 2 0 0 3										
Gabe Kapler, R OBP: 0.338, SLG: 0.467 (1, 8)	2-2 G3-1 1-3 2-H 3-H 2B		0-1 1B 2B		2-3 K		2-0 G6-4-3 1-2f		3-3 K	5 1 2 2 0 2 2										
Ricky Ledee, L OBP: 0.321, SLG: 0.387 (1, 9)	1-0 G3-1 2-3 3-H		1-1 WP 1B 2-H		2-2 FC6-4 1B		1-2 F9		2-2 BB 1B 1-2	5 0 3 2 0 0 1										
Bill Haselman, R OBP: 0.330, SLG: 0.453 (1, 2)	1-3 K		1-2 G4-3 1-2		1-0 FC6-4 1-2f			2-2 F7	4-2 BB 1-2 2-3	4 0 0 0 1 1 3										
Mike Lamb, L OBP: 0.355, SLG: 0.419 (1, 5)		1-2 G3-6 1B		0-0 3B 1B		2-1 F9		1-1 G3-1	2-0 G3-1	5 1 2 0 0 0 3										
Royce Clayton, R OBP: 0.312, SLG: 0.423 (1, 6)		1-2 F9		2-3 K		3-2 G6-3		0-0 F9		4 0 0 0 0 1 2										
Inning Stats	R: 3 E: 0 K: 1 S: 17	H: 4 LOB: 1 BB: 0 P: 29	R: 0 E: 0 K: 0 S: 10	H: 1 LOB: 0 BB: 0 P: 13	R: 2 E: 0 K: 0 S: 12	H: 3 LOB: 1 BB: 0 P: 16	R: 2 E: 0 K: 1 S: 9	H: 2 LOB: 0 BB: 0 P: 15	R: 0 E: 0 K: 0 S: 9	H: 0 LOB: 0 BB: 0 P: 16	R: 2 E: 0 K: 0 S: 8	H: 3 LOB: 0 BB: 0 P: 14	R: 0 E: 0 K: 0 S: 6	H: 0 LOB: 0 BB: 0 P: 9	R: 2 E: 0 K: 1 S: 23	H: 4 LOB: 3 BB: 1 P: 37	1B: 13 2B: 3 3B: 1 HR: 1	SF: 1 SAC: 0 DP: 2 HBP: 0	WP: 2 PB: 0 SB: 0 CS: 0	PA: 44
PITCHER	IP WLS BF H R ER SO BB IBB HBP BLK WP HR S P ERA WHIP																			
Jason Bere, R ERA: 5.0 (1, 1)	3.1 L 19 10 7 7 2 0 0 0 0 2 0 44 66 18.90 3.000																			
Jamie Brewington, R ERA: 5.4 (4, 1)	2.2 12 4 2 2 1 0 0 0 0 0 1 27 47 6.75 1.500																			
Steve Reed, R ERA: 4.91 (7, 1)	2.0 5 0 0 0 0 0 0 0 0 0 0 10 16 0.00 0.000																			
Tom Martin, L ERA: 4.21 (9, 1)	1.0 8 4 2 2 1 1 0 0 0 0 0 23 37 18.00 5.000																			

Texas Rangers @ Cleveland Indians
 Jacobs Field, Cleveland, OH
 Tue Aug 08 2000, 7:05 PM EDT
 Att. 43,238 - Overcast - 81 F

livebaseballscorecards.com

AB	42
R	11
H	18
RBI	10
BB	1
SO	4
LOB	18



Batter	1	2	3	4	5	6	7	8	9	AB	R	H	RBI	BB	SO	LOB	BOTTOM
--------	---	---	---	---	---	---	---	---	---	----	---	---	-----	----	----	-----	--------

Kenny Lofton, L (1, 8) <small>OBP: 0.347, SLG: 0.383</small> Chan Perry, R (7, PH) <small>OBP: 0.250, SLG: 0.250</small> (8, 9)	1-1 2B		2-1 F8		0-0 P6		0-3 K			3 0 1 0 0 0 1 1 0 0 0 0 1 1								
Omar Vizquel, S (1, 6) <small>OBP: 0.359, SLG: 0.393</small>	0-2 F8		4-1 FC5-4 BB		1-0 G6-3		1-2 F9			3 0 0 0 1 0 2								
Roberto Alomar, S (1, 4) <small>OBP: 0.338, SLG: 0.427</small> Bill Selby, L (9, 4) <small>OBP: 0.308, SLG: 0.333</small>	4-0 G4-6-3 BB		1-0 FC5-4		3-2 F7		0-0 G1-3			3 0 0 0 1 0 2 0 0 0 0 0 0 0								
David Segui, S (1, 10) <small>OBP: 0.393, SLG: 0.521</small>	0-1 G4-6-3		2-3 K		0-1 G6-3		1-1 2B			4 1 1 0 0 1 3								
Travis Fryman, R (1, 5) <small>OBP: 0.394, SLG: 0.512</small>		4-2 G1-6-3 BB 1B BB		2-1 2B 1B		0-2 F7		0-0 2B		3 1 2 1 1 0 0								
Jim Thome, L (1, 3) <small>OBP: 0.409, SLG: 0.604</small>		4-2 G1-6-3 BB		1-2 L4 2B		2-3 K		0-1 G4-3		3 0 1 0 1 1 1								
Wil Cordero, R (1, 7) <small>OBP: 0.328, SLG: 0.481</small>		0-1 G1-6-3		0-0 L4		1-2 G6-3		1-3 K		4 0 0 0 0 1 4								
Sandy Alomar Jr., R (1, 2) <small>OBP: 0.356, SLG: 0.470</small>		1-0 FC6-4 1B		0-0 P5		2-0 2B		2-0 1B		4 0 3 1 0 0 1								
Jolbert Cabrera, R (1, 9) <small>OBP: 0.317, SLG: 0.341</small> (8, 8)		2-1 FC6-4		1-2 G6-3 1B		0-1 F8		0-0 G6-3		4 0 1 0 0 0 2								

Inning Stats R: 0 H: 1 E: 0 LOB: 1 K: 0 BB: 1 S: 7 R: 1 H: 1 E: 0 LOB: 1 K: 0 BB: 2 S: 12 R: 0 H: 0 E: 0 LOB: 1 K: 1 BB: 1 S: 8 R: 0 H: 2 E: 0 LOB: 1 K: 0 BB: 0 S: 7 R: 0 H: 1 E: 0 LOB: 1 K: 0 BB: 0 S: 11 R: 0 H: 0 E: 0 LOB: 0 K: 1 BB: 0 S: 8 R: 0 H: 1 E: 0 LOB: 1 K: 1 BB: 0 S: 9 R: 1 H: 2 E: 0 LOB: 1 K: 0 BB: 0 S: 9 R: 0 H: 1 E: 0 LOB: 0 K: 1 BB: 0 S: 5	R: 0 H: 1 E: 0 LOB: 1 K: 0 BB: 1 S: 12 R: 1 H: 1 E: 0 LOB: 1 K: 0 BB: 2 S: 23 R: 0 H: 0 E: 0 LOB: 1 K: 1 BB: 1 S: 17 R: 0 H: 2 E: 0 LOB: 1 K: 0 BB: 0 S: 10 R: 0 H: 1 E: 0 LOB: 1 K: 0 BB: 0 S: 16 R: 0 H: 0 E: 0 LOB: 0 K: 1 BB: 0 S: 10 R: 0 H: 1 E: 0 LOB: 1 K: 1 BB: 0 S: 12 R: 1 H: 2 E: 0 LOB: 1 K: 0 BB: 0 S: 11 R: 0 H: 1 E: 0 LOB: 0 K: 1 BB: 0 S: 8	1B: 4 SF: 0 2B: 6 SAC: 0 3B: 0 DP: 3 HR: 0 HBP: 0	WP: 0 PA: 36 PB: 0 SB: 0 CS: 0
PITCHER Kenny Rogers, L (1, 1) <small>ERA: 4.31</small> Darwin Cubillan, R (9, 1) <small>ERA: 7.56</small>	IP WLS BF H R ER SO BB IBB HBP BLK WP HR S P ERA WHIP 8.0 0 33 8 2 2 3 4 0 0 0 0 0 111 2.25 1.500 1.0 3 1 0 0 1 0 0 0 0 0 0 0 5 8 0.00 1.000	PITCHER IP WLS BF H R ER SO BB IBB HBP BLK WP HR S P ERA WHIP	

Texas Rangers @ Cleveland Indians
 Jacobs Field, Cleveland, OH
 Tue Aug 08 2000, 7:05 PM EDT
 Att. 43,238 - Overcast - 81 F

AB	32
R	2
H	9
RBI	2
BB	4
SO	4
LOB	17



Batter	1	2	3	4	5	6	7	8	9	AB	R	H	RBI	BB	SO	LOB	TOP
Luis Alicea, S OBP: 0.368, SLG: 0.405 (1, 4)	F2 		FC9-6 BB 1B 		2B 29 1B 		G3 		P6 	5	1	2	0	0	0	0	
Frank Catalanotto, L OBP: 0.452, SLG: 0.571 (1, 10)	G4-6-3 1B 		FC9-6 BB BB 		2B 29 1B 		BB BB 		K 	3	2	2	1	2	1	0	
29 Rusty Greer, L OBP: 0.361, SLG: 0.427 (1, 7)	G4-6-3 1-2f 		FC9-6 BB BB 		WP 1B 		1B BB 		F7 	4	0	1	2	1	0	3	
Rafael Palmeiro, L OBP: 0.386, SLG: 0.552 (1, 3)							P6 		K 	3	0	1	0	1	1	3	
Gabe Kapler, R OBP: 0.340, SLG: 0.466 (1, 8)									K 	3	0	1	1	1	2	4	
Ricky Ledee, L OBP: 0.317, SLG: 0.382 (1, 9)									K 	4	0	0	0	0	3	5	
Bill Haselman, R OBP: 0.321, SLG: 0.439 Pedro Valdes, L (8, PH) B.J. Waszgis, R OBP: 0.333, SLG: 0.400 (8, 2)									K 	3	0	0	0	0	3	2	
Mike Lamb, L OBP: 0.351, SLG: 0.414 (1, 5)									F7 	1	0	0	0	0	0	0	
Royce Clayton, R OBP: 0.312, SLG: 0.419 (1, 6)									G1-3 	4	0	0	0	0	1	2	
									G3 	3	1	0	0	1	0	0	
Inning Stats	R: 0 E: 0 K: 0 S: 11 H: 1 LOB: 0 BB: 0 P: 16	R: 0 E: 0 K: 1 S: 22 H: 1 LOB: 2 BB: 1 P: 34	R: 0 E: 0 K: 1 S: 15 H: 1 LOB: 3 BB: 2 P: 25	R: 0 E: 0 K: 2 S: 11 H: 0 LOB: 0 BB: 0 P: 15	R: 3 E: 0 K: 2 S: 17 H: 3 LOB: 1 BB: 1 P: 34	R: 0 E: 0 K: 2 S: 10 H: 0 LOB: 0 BB: 0 P: 15	R: 1 E: 0 K: 2 S: 13 H: 1 LOB: 2 BB: 2 P: 28	R: 0 E: 0 K: 0 S: 7 H: 0 LOB: 0 BB: 0 P: 13	R: 0 E: 0 K: 1 S: 8 H: 0 LOB: 0 BB: 0 P: 12	1B: 5 2B: 2 3B: 0 HR: 0 SF: 0 SAC: 0 DP: 1 HBP: 0	WP: 1 PB: 0 SB: 0 CS: 0	PA: 39					
PITCHER	IP WLS BF H R ER SO BB IBB HBP BLK WP HR S P ERA WHIP	IP WLS BF H R ER SO BB IBB HBP BLK WP HR S P ERA WHIP	IP WLS BF H R ER SO BB IBB HBP BLK WP HR S P ERA WHIP	IP WLS BF H R ER SO BB IBB HBP BLK WP HR S P ERA WHIP	IP WLS BF H R ER SO BB IBB HBP BLK WP HR S P ERA WHIP	IP WLS BF H R ER SO BB IBB HBP BLK WP HR S P ERA WHIP	IP WLS BF H R ER SO BB IBB HBP BLK WP HR S P ERA WHIP	IP WLS BF H R ER SO BB IBB HBP BLK WP HR S P ERA WHIP	IP WLS BF H R ER SO BB IBB HBP BLK WP HR S P ERA WHIP								
Dave Burba, R ERA: 5.11 (1, 1)	4.0																
Justin Speier, R ERA: 2.7 (5, 1)	2.0	W	6	0	0	0	4	0	0	0	0	1	0	18	28	0.00	0.000
Paul Shuey, R ERA: 3.23 (7, 1)	1.0	H	6	1	1	1	2	2	0	0	0	0	0	13	28	9.00	3.000
Steve Karsay, R ERA: 3.14 (8, 1)	1.0	H	3	0	0	0	0	0	0	0	0	0	0	7	13	0.00	0.000
Bob Wickman, R ERA: 3.08 (9, 1)	1.0	S	3	0	0	0	1	0	0	0	0	0	0	8	12	0.00	0.000

Texas Rangers @ Cleveland Indians
Jacobs Field, Cleveland, OH
 Wed Aug 09 2000, 7:05 PM EDT
 Att. 43,333 - Cloudy - 82 F

livebaseballscorecards.com

AB	33
R	4
H	7
RBI	4
BB	6
SO	11
LOB	19



Batter	1	2	3	4	5	6	7	8	9	AB R H RBI BB SO LOB
Kenny Lofton, L OBP: 0.354, SLG: 0.392 (1, 8)	4-0 SH5-3 BB FC5-2 BB BB		0-2 2B 1B	0-2 1B 2B		1-1 CS 1B				3 2 3 2 1 0 0
Omar Vizquel, S OBP: 0.361, SLG: 0.396 (1, 6)	4-2 BB SH5-3 1-2 BB BB		1-2 SH5-3 1B 2B	0-0 SF7		1-3 K				2 1 1 2 1 1 1
Roberto Alomar, S OBP: 0.339, SLG: 0.428 (1, 4)	2-1 SH5-3 1-2 2-3		1-0 SH5-3 2-3	0-1 1B		3-0 CS	0-2 G6-3			2 0 1 1 0 0 0
David Segui, S OBP: 0.392, SLG: 0.518 (1, 3)	0-0 FC5-2 BB 3-H		2-1 1B	3-2 L3		0-1 G6-3				4 0 1 1 0 0 3
Travis Fryman, R OBP: 0.395, SLG: 0.509 (1, 5)	4-0 1-2 2-3 BB BB		1-0 F9		1-3 K		4-2 FC6-4 BB			2 0 0 0 2 1 1
Jim Thome, L OBP: 0.406, SLG: 0.597 (1, 10)	3-3 K		3-3 K		1-0 G3		0-2 FC6-4			4 0 0 0 0 2 5
Wil Cordero, R OBP: 0.327, SLG: 0.478 (1, 7)		2-3 K		0-1 1B 2B 1B	0-1 G4-3		2-2 G4-3			4 1 1 0 0 1 0
Sandy Alomar Jr., R OBP: 0.350, SLG: 0.462 (1, 2)		0-0 F9		0-0 F8		0-1 G4-3		2-2 F3		4 0 0 0 0 0 1
Jolbert Cabrera, R OBP: 0.322, SLG: 0.341 (1, 9)		1-2 F5		2-0 2B SF7 1B		4-1 S BLK 1B BB		0-1 P6		3 2 1 0 1 0 0
Inning Stats	R: 0 H: 0 E: 0 LOB: 3 K: 1 BB: 3 S: 10 P: 27	R: 0 H: 0 E: 0 LOB: 0 K: 1 BB: 0 S: 10 P: 13	R: 2 H: 3 E: 0 LOB: 1 K: 1 BB: 0 S: 14 P: 22	R: 3 H: 4 E: 0 LOB: 1 K: 0 BB: 0 S: 15 P: 19	R: 0 H: 0 E: 0 LOB: 0 K: 1 BB: 0 S: 6 P: 8	R: 1 H: 1 E: 0 LOB: 0 K: 1 BB: 1 S: 8 P: 17	R: 0 H: 0 E: 0 LOB: 1 K: 0 BB: 1 S: 11 P: 15	R: 0 H: 0 E: 0 LOB: 0 K: 0 BB: 0 S: 11 P: 15		1B: 6 SF: 1 2B: 2 SAC: 2 3B: 0 DP: 0 HR: 0 HBP: 0

TEXAS RANGERS @ CLEVELAND INDIANS
Jacobs Field, Cleveland, OH
Wed Aug 09 2000, 7:05 PM EDT
Att: 43,333 - Cloudy - 82 F

AB	28
R	6
H	8
RBI	6
BB	5
SO	5
LOB	11

C

WP: 0	PA: 37
PB: 0	
SB: 1	
CS: 1	

PITCHER	IP	WLS	BF	H	R	ER	SO	BB	IBB	HBP	BLK	WP	HR	S	P	ERA	WHIP
40 Matt Perisho, L ERA: 6.13 (1, 1)	3.2	L	21	7	5	5	3	3	0	0	0	0	0	45	74	12.27	2.727
Doug Davis, L ERA: 7.29 (4, 1)	2.1		8	1	1	1	2	1	0	0	1	0	0	18	32	3.86	0.857
Tim Crabtree, R ERA: 5.37 (7, 1)	1.0		4	0	0	0	0	1	0	0	0	0	0	11	15	0.00	1.000
59 Jeff Zimmerman, R ERA: 5.29 (8, 1)	1.0		3	0	0	0	0	0	0	0	0	0	0	11	15	0.00	0.000

Batter	1	2	3	4	5	6	7	8	9	AB R H RBI BB SO LOB	TOP		
Kenny Lofton, L (1, 8) OBP: 0.355, SLG: 0.393	1-2 1B 1B	0-1 F7			2-2 1B			1-1 G1-3		4 1 2 0 0 0 1	Cleveland Indians @ Seattle Mariners Safeco Field, Seattle, WA Fri Aug 11 2000, 7:05 PM PDT Att. 45,335 - Sunny - 67 F		
Omar Vizquel, S (1, 6) OBP: 0.360, SLG: 0.393	0-2 P5		1-1 F7		1-0 L6			4-0 FC6-4 BB		3 0 0 0 1 0 2			
Roberto Alomar, S (1, 4) OBP: 0.341, SLG: 0.427	0-1 FC4-6 1B 1-3 1B		3-2 F7			0-3 K		4-2 FC6-4 BB		3 0 1 0 1 1 0			
Manny Ramirez, R (1, 10) OBP: 0.428, SLG: 0.681	2-0 FC4-6 1B 1-2 3-H		3-2 F3		1-0 L6		2-1 FC6-4 1-2f 2-3			4 0 1 1 0 0 2			
Jim Thome, L (1, 3) OBP: 0.402, SLG: 0.591	2-2 FC4-6 1-2f 2-3			1-3 K		2-1 F7		0-0 G4-3		4 0 0 0 0 1 2			
David Segui, S (1, 9) OBP: 0.391, SLG: 0.515	1-0 G1-3		1-0 G6-4-3 1B			2-2 G3		1-3 K		4 0 1 0 0 1 2			
Wil Cordero, R (1, 7) OBP: 0.326, SLG: 0.478		1-2 G5-3		0-2 G6-4-3 1-2f		1-0 F8		1-1 2B		4 0 1 0 0 0 1			
Travis Fryman, R (1, 5) OBP: 0.383, SLG: 0.505		4-2 BB			3-1 F2		3-2 F8		2-2 G5-3	3 0 0 0 1 0 1			
Sandy Alomar Jr., R (1, 2) OBP: 0.346, SLG: 0.456		3-2 F8			2-0 F8			0-0 L7		3 0 0 0 0 0 1			
Inning Stats	R: 1 H: 3 E: 0 LOB: 2 K: 0 BB: 0 S: 13 P: 19	R: 0 H: 0 E: 0 LOB: 1 K: 0 BB: 1 S: 14 P: 22	R: 0 H: 0 E: 0 LOB: 0 K: 0 BB: 0 S: 8 P: 15	R: 0 H: 1 E: 0 LOB: 0 K: 1 BB: 0 S: 8 P: 10	R: 0 H: 1 E: 0 LOB: 1 K: 0 BB: 0 S: 7 P: 15	R: 0 H: 0 E: 0 LOB: 0 K: 1 BB: 0 S: 6 P: 9	R: 0 H: 0 E: 0 LOB: 0 K: 0 BB: 0 S: 8 P: 14	R: 0 H: 0 E: 0 LOB: 2 K: 0 BB: 2 S: 7 P: 18	R: 0 H: 1 E: 0 LOB: 1 K: 1 BB: 0 S: 11 P: 15	1B: 5 SF: 0 2B: 1 SAC: 0 3B: 0 DP: 1 HR: 0 HBP: 0	WP: 0 PA: 35 PB: 0 SB: 0 CS: 0		
PITCHER	IP WLS BF H R ER SO BB IBB HBP BLK WP HR S P ERA WHIP											PITCHER	IP WLS BF H R ER SO BB IBB HBP BLK WP HR S P ERA WHIP
Paul Abbott, R (1, 1) ERA: 3.8	7.2 W 30 5 1 1 2 3 0 0 0 0 0 0 69 118 1.17 1.043												
Jose Paniagua, R (8, 1) ERA: 3.39	1.1 S 5 1 0 0 1 0 0 0 0 0 0 0 13 19 0.00 0.750												

livebaseballscorecards.com

AB	32
R	1
H	6
RBI	1
BB	3
SO	3
LOB	12



Batter	1	2	3	4	5	6	7	8	9
Rickey Henderson, R OBP: 0.375, SLG: 0.307 (1, 7)	4-0 G5-3 1B BB	4-2 G4-3 BB		2-2 FC5-4 1B		1-0 F3		1-2 1B	
Stan Javier, S OBP: 0.364, SLG: 0.412 John Olerud, L OBP: 0.406, SLG: 0.454 (2, PH) (3, 3)	1-3 K	2-0 G4-3		1-2 1B BB 1-3 1B		1-0 G4-6-3 1B		0-1 F7	
Alex Rodriguez, R OBP: 0.433, SLG: 0.630 (1, 6)	0-1 G5-3	3-2 G5-3		4-2 1B 1-2 BB		1-2 G4-6-3		1-1 G5-3	
Edgar Martinez, R OBP: 0.431, SLG: 0.612 (1, 10)	2-2 1B		4-1 BB BB	2-0 G6-4-3 1B		1-1 G5-3			
Jay Buhner, R OBP: 0.387, SLG: 0.558 (1, 9)	3-3 K		0-0 F7	1-1 G6-4-3		2-1 F9			
Mike Cameron, R OBP: 0.358, SLG: 0.451 (1, 8)		0-0 1B 1B	4-1 1-2 BB		3-1 G3		3-2 G5-3		
David Bell, R OBP: 0.299, SLG: 0.347 (1, 5)		0-0 1B 1B BB 1B	2-3 K		4-0 BB		0-1 E5 G3 1B 1B		
Joe Oliver, R OBP: 0.322, SLG: 0.548 (1, 2)		0-1 BB G4-3 1B	3-3 K		1-3 K		2-2 G3 1-2 1B 1B		
Mark McLemore, S OBP: 0.353, SLG: 0.296 (1, 4)		2-2 G4-3 BB 1B		4-2 FC5-4 BB		0-0 F7		1-0 G3	

Inning Stats	R: 1	H: 1	E: 0	K: 2	S: 11	R: 3	H: 4	E: 0	K: 0	S: 13	R: 0	H: 0	E: 0	K: 2	S: 10	R: 1	H: 2	E: 0	K: 0	S: 15	R: 0	H: 0	E: 0	K: 1	S: 6	R: 0	H: 1	E: 0	K: 0	S: 5	R: 0	H: 0	E: 0	K: 0	S: 7	R: 2	H: 2	E: 1	K: 0	S: 15	R: 0	H: 0	E: 0	K: 0	S: 7	R: 2	H: 2	E: 1	K: 0	S: 15
	LOB: 1	BB: 1	P: 21	ER: 5	SO: 4	BB: 6	LOB: 1	BB: 1	P: 24	LOB: 2	BB: 2	P: 23	LOB: 2	BB: 2	P: 29	LOB: 0	BB: 1	P: 14	LOB: 0	BB: 0	P: 8	LOB: 0	BB: 0	P: 13	LOB: 1	BB: 0	P: 20	SF: 0	SAC: 0	DP: 3	HBP: 0	WP: 0	PA: 39	ERA: 13.50	WHIP: 3.600	ERA: 0.00	WHIP: 0.818	ERA: 9.00	WHIP: 2.000	ERA: 0.00	WHIP: 0.818	ERA: 9.00	WHIP: 2.000	ERA: 13.50	WHIP: 3.600	ERA: 0.00	WHIP: 0.818	ERA: 9.00	WHIP: 2.000	

PITCHER	IP	WLS	BF	H	R	ER	SO	BB	IBB	HBP	BLK	WP	HR	S	P	ERA	WHIP
Chuck Finley, L ERA: 4.04 (1, 1)	3.1	L	21	6	5	5	4	6	0	0	0	0	0	46	91	13.50	3.600
Jamie Brewington, R ERA: 4.75 (4, 1)	3.2		12	2	0	0	1	1	0	0	0	0	0	21	41	0.00	0.818
Steve Reed, R ERA: 5.02 (8, 1)	1.0		6	2	2	1	0	0	0	0	0	0	0	15	20	9.00	2.000

BOTTOM

Cleveland Indians @ Seattle Mariners
Safeco Field, Seattle, WA

Fri Aug 11 2000, 7:05 PM PDT
Att. 45,335 - Sunny - 67 F

AB	R	H	RBI	BB	SO	LOB
3	2	1	3	2	0	1
1	0	0	0	0	1	1
4	0	2	0	0	0	3
4	0	0	0	1	0	4
3	0	2	2	1	0	0
4	0	0	0	0	1	5
3	1	1	0	1	0	0
3	2	1	0	1	1	2
4	2	2	1	0	2	3
3	0	1	0	1	0	3

AB	32
R	7
H	10
RBI	6
BB	7
SO	5
LOB	22



Batter	1	2	3	4	5	6	7	8	9	AB R H RBI BB SO LOB	TOP											
Kenny Lofton, L (1, 8) OBP: 0.361, SLG: 0.398	4-2 G6-4-3 1B BB		0-1 G4-3 1B		1-0 E8 2B			4-2 SH2-4 1B BB	0-1 F7	3 2 2 0 2 0 1												
Omar Vizquel, S (1, 6) OBP: 0.363, SLG: 0.393	0-0 G6-4-3 1B		0-0 G4-3		4-0 CS BB			4-1 SH2-4 1B BB		2 1 1 0 2 0 1												
Roberto Alomar, S (1, 4) OBP: 0.338, SLG: 0.424	3-2 G6-4-3 1-2f 2-3		0-1 L8		0-1 CS 1-2	2-3 K		0-0 SH2-4 1-2 2-3		3 0 0 0 0 1 3												
Manny Ramirez, R (1, 10) OBP: 0.429, SLG: 0.675 Bill Selby, L (8, PR) OBP: 0.308, SLG: 0.333	2-3 K		2-1 F7			4-0 FC5-4 BB		4-0 1B IBB		2 0 0 0 2 1 2 0 0 0 0 0 0 0												
David Segui, S (1, 9) OBP: 0.392, SLG: 0.515 Jolbert Cabrera, R (8, PR) OBP: 0.322, SLG: 0.341		2-2 2B 1B 1B		1-3 K		1-2 FC5-4 1-2f		2-2 G3-6-1 1B		4 1 2 2 0 1 1 0 0 0 0 0 0 0												
Jim Thome, L (1, 3) OBP: 0.401, SLG: 0.590		1-2 1B G6-4-3 2B		3-2 G5-3		0-3 K		1-0 G3-6-1 1-2f		4 1 1 0 0 1 3												
Wil Cordero, R (1, 7) OBP: 0.326, SLG: 0.476		1-1 G6-4-3 1B		0-1 G5-3			0-1 P3		1-3 K	4 0 1 1 0 1 0												
Travis Fryman, R (1, 5) OBP: 0.390, SLG: 0.500		0-1 G6-4-3 1-2f 3-H		3-2 G5-3			1-2 F9		1-3 K	4 0 0 0 0 1 1												
Einar Diaz, R (1, 2) OBP: 0.326, SLG: 0.422		0-0 G6-3		2-3 K			1-0 L9		4-2 BB	3 0 0 0 1 1 0												
Inning Stats	R: 0 E: 0 K: 1 S: 9	H: 1 LOB: 1 BB: 1 P: 18	R: 2 E: 0 K: 0 S: 12	H: 3 LOB: 0 BB: 0 P: 16	R: 0 E: 0 K: 1 S: 7	H: 1 LOB: 1 BB: 0 P: 9	R: 0 E: 0 K: 1 S: 9	H: 0 LOB: 0 BB: 0 P: 13	R: 1 E: 1 K: 1 S: 11	H: 1 LOB: 0 BB: 1 P: 21	R: 0 E: 0 K: 2 S: 9	H: 0 LOB: 1 BB: 1 P: 16	R: 0 E: 0 K: 0 S: 6	H: 0 LOB: 0 BB: 0 P: 8	R: 2 E: 0 K: 0 S: 8	H: 1 LOB: 2 BB: 3 P: 23	R: 0 E: 0 K: 2 S: 11	H: 0 LOB: 1 BB: 1 P: 17	1B: 5 2B: 2 3B: 0 HR: 0	SF: 0 SAC: 1 DP: 3 HBP: 0	WP: 0 PB: 0 SB: 0 CS: 1	PA: 38
PITCHER	IP WLS BF H R ER SO BB IBB HBP BLK WP HR S P ERA WHIP																					
John Halama, L (1, 1) ERA: 4.81	6.0 L 24 6 3 2 5 3 0 0 0 0 0 0 57 93 3.00 1.500																					
Brett Tomko, R (7, 1) ERA: 4.32	1.1 8 1 2 2 0 2 1 0 0 0 0 0 13 29 13.50 2.250																					
37 Robert Ramsay, L (8, 1) ERA: 3.76	0.2 1 0 0 0 0 0 0 0 0 0 0 0 1 2 0.00 0.000																					
Jose Mesa, R (9, 1) ERA: 5.71	1.0 4 0 0 0 0 2 1 0 0 0 0 0 0 11 17 0.00 1.000																					

Cleveland Indians @ Seattle Mariners
 Safeco Field, Seattle, WA
 Sat Aug 12 2000, 1:05 PM PDT
 Att. 45,356 - Sunny - 64 F

livebaseballscorecards.com

AB	29
R	5
H	7
RBI	3
BB	7
SO	7
LOB	12



Batter	1	2	3	4	5	6	7	8	9	AB R H RBI BB SO LOB
Al Martin, L OBP: 0.356, SLG: 0.469 (1, 7)	0-3 K		0-2 F7		0-3 K			4-2 1B 1B BB	1-2 G3-1	4 1 0 0 1 2 1
Mark McLemore, S OBP: 0.351, SLG: 0.295 (1, 4)	1-2 E 1B		2-3 K		0-0 G6-3			1-3 K	0-0 L6	5 1 1 0 0 2 3
Alex Rodriguez, R OBP: 0.435, SLG: 0.637 (1, 6)	3-2 E4 G5-3 2B		1-2 2B				3-1 G5-3	0-1 BB FC1-2 1B		4 1 3 2 0 0 0
Edgar Martinez, R OBP: 0.432, SLG: 0.610 (1, 10)	2-1 G5-3		4-2 BB				3-3 K	1-0 FC1-2 BB 1B		3 0 1 2 1 1 0
Chris Widger, R OBP: 0.311, SLG: 0.451 (8, PR)	3-H G5-3		3-3 BB				3-3 K	1-2 2-H 1B		0 0 0 0 0 0 0
John Olerud, L OBP: 0.404, SLG: 0.451 (1, 3)	3-3 K		1-2 G4-3				3-3 K	4-1 FC1-2 BB		3 0 0 0 1 2 2
Jay Buhner, R OBP: 0.386, SLG: 0.554 (1, 9)		2-0 FC4-6 1B		3-2 F9			3-1 F7	0-1 FC1-2 FC4-6		4 0 1 0 0 0 3
Mike Cameron, R OBP: 0.355, SLG: 0.446 (1, 8)		2-2 F7		3-3 K			3-2 G4-3	1-1 FC4-6		4 0 0 0 0 1 4
Dan Wilson, R OBP: 0.295, SLG: 0.314 (1, 2)		0-0 FC4-6		3-2 F8			1-1 G4-3		0-0 G3-1 SH2-4 1B	3 0 0 0 0 0 1
Stan Javier, S OBP: 0.366, SLG: 0.414 (9, PH)		1-2f FC4-6								1 0 1 0 0 0 0
Carlos Guillen, S OBP: 0.330, SLG: 0.323 (1, 5)		1-1 F8			3-3 K			4-2 BB 1B BB	1-0 SH2-4	2 1 0 0 1 1 1

Inning Stats	R: 2	H: 2	E: 1	K: 2	S: 15	LOB: 0	BB: 0	P: 24	R: 0	H: 1	E: 0	K: 0	S: 8	LOB: 1	BB: 1	P: 13	R: 0	H: 1	E: 0	K: 1	S: 15	LOB: 2	BB: 1	P: 23	R: 0	H: 0	E: 0	K: 2	S: 7	LOB: 0	BB: 0	P: 10	R: 0	H: 0	E: 0	K: 2	S: 8	LOB: 0	BB: 0	P: 17	R: 0	H: 0	E: 0	K: 0	S: 10	LOB: 0	BB: 0	P: 17	R: 2	H: 2	E: 0	K: 1	S: 16	LOB: 3	BB: 3	P: 31	R: 0	H: 1	E: 0	K: 0	S: 7	LOB: 1	BB: 0	P: 9	1B: 5	2B: 2	3B: 0	HR: 0	SF: 0	SAC: 1	DP: 0	HBP: 0
--------------	------	------	------	------	-------	--------	-------	-------	------	------	------	------	------	--------	-------	-------	------	------	------	------	-------	--------	-------	-------	------	------	------	------	------	--------	-------	-------	------	------	------	------	------	--------	-------	-------	------	------	------	------	-------	--------	-------	-------	------	------	------	------	-------	--------	-------	-------	------	------	------	------	------	--------	-------	------	-------	-------	-------	-------	-------	--------	-------	--------

PITCHER	IP	WLS	BF	H	R	ER	SO	BB	IBB	HBP	BLK	WP	HR	S	P	ERA	WHIP
Bartolo Colon, R ERA: 4.21 (1, 1)	7.0	W	26	4	2	1	8	1	0	0	0	0	0	79	129	1.29	0.714
Paul Shuey, R ERA: 3.66 (8, 1)	0.1	H	4	1	2	2	1	2	0	0	0	0	0	10	19	54.00	9.000
Steve Karsay, R ERA: 3.1 (8, 1)	0.2	H	4	1	0	0	0	1	0	0	0	0	0	6	12	0.00	3.000
Bob Wickman, R ERA: 3.02 (9, 1)	1.0	S	4	1	0	0	0	0	0	0	0	0	0	7	9	0.00	1.000

BOTTOM

Cleveland Indians @ Seattle Mariners
Safeco Field, Seattle, WA

Sat Aug 12 2000, 1:05 PM PDT
Att: 45,356 - Sunny - 64 F

AB	33
R	4
H	7
RBI	4
BB	4
SO	9
LOB	15



WP	HR	S	P	ERA	WHIP
0	0	0	38		

Batter	1	2	3	4	5	6	7	8	9	AB R H RBI BB SO LOB	TOP											
Kenny Lofton, L (1, 8) OBP: 0.357, SLG: 0.392	3-2 E5 BB E		1-0 F7	2-2 G5-3		1-2 F7		0-0 G4-3		5 1 0 0 0 0 1												
Omar Vizquel, S (1, 6) OBP: 0.365, SLG: 0.394	2-3 K		2-0 F5		1-0 E5 WP BLK 1B	4-2 FC6-4 BB		1-0 WP 1B		4 1 2 0 1 1 1												
Roberto Alomar, S (1, 4) OBP: 0.341, SLG: 0.423	4-1 E BB		1-2 FC5-4 1B		4-0 WP BLK 2B BB	0-1 FC6-4 1-2f		2-1 G4-3		3 1 1 0 2 0 2												
Manny Ramirez, R (1, 10) OBP: 0.425, SLG: 0.665 Chan Perry, R (9, PR) OBP: 0.250, SLG: 0.250	0-0 F8 1-3 2-H		0-0 FC5-4 1-2f		2-3 K		1-0 P4		4-1 2B BB	4 0 0 0 1 1 4 0 1 0 0 0 0 0												
Jim Thome, L (1, 3) OBP: 0.405, SLG: 0.593	4-0 FC6-4 IBB			1-0 1B 1B	4-2 2B BB		2-1 G4-3 HR 2B		1-2 P5	3 3 2 0 2 0 1												
Wil Cordero, R (1, 7) OBP: 0.329, SLG: 0.483	1-1 FC6-4 1-2f		0-1 E 1B 1-2 G4-6-3 1B	0-2 1-1 G1-3 2B	1-0 G4-3		1-0 G4-3		3-2 2B 2B	5 2 3 3 0 0 3												
Travis Fryman, R (1, 5) OBP: 0.392, SLG: 0.512		0-0 G6-3	1-1 G4-6-3 E 1-2 2-H 1B	1-1 G1-3	3-2 HR		3-1 2B		3-1 2B	5 1 3 4 0 0 1												
Bill Selby, L (1, 9) OBP: 0.235, SLG: 0.250 Jolbert Cabrera, R (7, 9) OBP: 0.320, SLG: 0.338		2-2 L4	0-2 E1 G4-6-3 1-2 2-3	0-2 G4-3	2-3 K		2-3 K		1-2 F3	4 0 0 0 0 1 3 1 0 0 0 0 0 2												
Sandy Alomar Jr., R (1, 2) OBP: 0.340, SLG: 0.447		1-2 G1-3	3-1 G4-6-3 1-2f 2-3 3-H		0-3 K		0-0 P6		1-0 G5-3	5 0 0 0 0 1 4												
Inning Stats	R: 1 E: 2 K: 1 S: 12	H: 0 LOB: 2 BB: 2 P: 26	R: 0 E: 0 K: 0 S: 7	H: 0 LOB: 0 BB: 0 P: 10	R: 0 E: 0 K: 0 S: 6	H: 1 LOB: 1 BB: 0 P: 10	R: 2 E: 1 K: 0 S: 13	H: 3 LOB: 1 BB: 0 P: 20	R: 3 E: 1 K: 1 S: 14	H: 2 LOB: 1 BB: 2 P: 26	R: 0 E: 0 K: 1 S: 10	H: 0 LOB: 1 BB: 1 P: 15	R: 2 E: 0 K: 1 S: 10	H: 2 LOB: 0 BB: 0 P: 19	R: 0 E: 0 K: 0 S: 5	H: 1 LOB: 1 BB: 0 P: 8	R: 2 E: 0 K: 0 S: 14	H: 2 LOB: 2 BB: 1 P: 27	1B: 6 2B: 4 3B: 0 HR: 1	SF: 0 SAC: 0 DP: 1 HBP: 0	WP: 3 PB: 0 SB: 0 CS: 0	PA: 45
PITCHER	IP WLS BF H R ER SO BB IBB HBP BLK WP HR S P ERA WHIP																					
Freddy Garcia, R (1, 1) ERA: 4.81	5.0 L 26 6 6 4 2 3 1 0 1 2 0 52 92 7.20 1.800																					
37 Robert Ramsay, L (6, 1) ERA: 3.86	1.1 6 1 1 1 1 1 0 0 0 0 0 13 21 6.75 1.500																					
Jose Mesa, R (7, 1) ERA: 5.7	1.2 7 2 1 1 1 0 0 0 0 1 1 12 21 5.40 1.200																					
Jose Paniagua, R (9, 1) ERA: 3.63	1.0 6 2 2 2 0 1 0 0 0 0 0 14 27 18.00 3.000																					

Cleveland Indians @ Seattle Mariners
Safeco Field, Seattle, WA
 Sun Aug 13 2000, 1:35 PM PDT
 Att. 45,380 - Sunny - 62 F

livebaseballscorecards.com

AB	39
R	10
H	11
RBI	7
BB	6
SO	4
LOB	22



Batter	1	2	3	4	5	6	7	8	9	AB R H RBI BB SO LOB
Rickey Henderson, R OBP: 0.375, SLG: 0.310 (1, 7)	3-2 F8 ①		2-2 G5-3 ②		2-0 1B 2B 2B		4-2 S S BB		1-3 K ②	4 1 1 0 1 1 0
Al Martin, L OBP: 0.357, SLG: 0.473 (1, 8)	2-3 K ②		0-0 1B 3B		1-1 2B 1B		0-0 F8 ②		1-3 K ③	5 2 2 0 0 2 1
Alex Rodriguez, R OBP: 0.440, SLG: 0.641 (1, 6)	1-2 1B		3-2 1B HBP		3-2 1-H 2B		4-1 S BB			2 0 2 2 1 0 0
Edgar Martinez, R OBP: 0.432, SLG: 0.608 (1, 10)	2-3 K ③		1-2 S 1B		3-3 G5-3 ②		4-2 1-2 2-3 BB			3 0 1 1 1 1 2
John Olerud, L OBP: 0.401, SLG: 0.446 (1, 3)		1-2 F8 ①	3-3 K ③		3-3 K ③		0-1 G4-3 ③			4 0 0 0 0 2 6
Jay Buhner, R OBP: 0.384, SLG: 0.550 (1, 9)		1-2 G4-3 ②		0-2 G6-4-3 1B		3-1 G6-3 ①		1-3 K ①		4 0 1 0 0 1 0
Carlos Guillen, S OBP: 0.323, SLG: 0.316 (1, 5)		1-2 G3 ③		2-0 F8 ①		2-3 K ②		2-3 K ②		4 0 0 0 0 2 1
Joe Oliver, R OBP: 0.320, SLG: 0.563 (1, 2)			3-2 HR		1-1 G6-4-3 1-2f ② ③		3-3 K ③		2-3 K ③	4 1 1 1 0 2 1
Mark McLemore, S OBP: 0.348, SLG: 0.291 (1, 4)			0-3 K ①		3-2 L4 ①		0-1 F9 ①		0-1 L3 ①	4 0 0 0 0 1 0

Inning Stats	R: 0 E: 0 K: 2 S: 14	H: 1 LOB: 1 BB: 0 P: 22	R: 0 E: 0 K: 10 S: 10	H: 0 LOB: 0 BB: 0 P: 13	R: 2 E: 0 K: 2 S: 19	H: 3 LOB: 2 BB: 0 P: 31	R: 0 E: 0 K: 0 S: 6	H: 1 LOB: 0 BB: 0 P: 9	R: 2 E: 0 K: 1 S: 13	H: 3 LOB: 1 BB: 0 P: 27	R: 0 E: 0 K: 2 S: 10	H: 0 LOB: 0 BB: 0 P: 18	R: 0 E: 0 K: 0 S: 10	H: 0 LOB: 3 BB: 3 P: 22	R: 0 E: 0 K: 3 S: 9	H: 0 LOB: 0 BB: 0 P: 14	R: 0 E: 0 K: 2 S: 9	H: 0 LOB: 0 BB: 0 P: 11	1B: 4 2B: 2 3B: 1 HR: 1	SF: 0 SAC: 0 DP: 1 HBP: 1	WP: 0 PB: 0 SB: 5 CS: 0	PA: 38
--------------	-------------------------------	----------------------------------	--------------------------------	----------------------------------	-------------------------------	----------------------------------	------------------------------	---------------------------------	-------------------------------	----------------------------------	-------------------------------	----------------------------------	-------------------------------	----------------------------------	------------------------------	----------------------------------	------------------------------	----------------------------------	----------------------------------	------------------------------------	----------------------------------	--------

PITCHER	IP	WLS	BF	H	R	ER	SO	BB	IBB	HBP	BLK	WP	HR	S	P	ERA	WHIP
Steve Woodard, R ERA: 5.75 (1, 1)	4.1		21	8	4	4	4	0	0	1	0	0	1	58	93	8.31	1.846
Justin Speier, R ERA: 2.56 (5, 1)	2.1	W	10	0	0	0	3	3	0	0	0	0	0	22	47	0.00	1.286
Steve Karsay, R ERA: 3.02 (7, 1)	1.1	H	4	0	0	0	3	0	0	0	0	0	0	11	16	0.00	0.000
Steve Reed, R ERA: 4.89 (9, 1)	1.0		3	0	0	0	2	0	0	0	0	0	0	9	11	0.00	0.000

BOTTOM

Cleveland Indians @ Seattle Mariners
Safeco Field, Seattle, WA

Sun Aug 13 2000, 1:35 PM PDT
Att: 45,380 - Sunny - 62 F

livebaseballscorecards.com

AB	34
R	4
H	8
RBI	4
BB	3
SO	12
LOB	11



Batter	1	2	3	4	5	6	7	8	9	AB	R	H	RBI	BB	SO	LOB	TOP																				
Kenny Lofton, L (1, 8) OBP: 0.352, SLG: 0.387	1-0 F5		0-1 F9			0-1 F8		1-2 FC6		5	0	0	0	0	0	2																					
Omar Vizquel, S (1, 6) OBP: 0.366, SLG: 0.395	2-1 L6		1-1 BB 1B			1-2 G4-3			1-2 F7	4	0	2	0	0	0	0																					
Jolbert Cabrera, R (7, 6) OBP: 0.318, SLG: 0.336										1	0	0	0	0	0	0																					
Roberto Alomar, S (1, 4) OBP: 0.342, SLG: 0.430	2-0 F7		4-2 BB			0-1 HR		0-3 K	1-3 K	3	1	1	1	1	1	1																					
Chan Perry, R (7, 9) OBP: 0.200, SLG: 0.200			1-2 BB							1	0	0	0	0	1	0																					
Jim Thome, L (1, 3) OBP: 0.405, SLG: 0.592		0-3 K	1-0 G4-3			0-1 2B		4-2 BB	2-3 K	4	0	1	0	1	2	2																					
David Segui, S (1, 10) OBP: 0.395, SLG: 0.516		0-1 FC5-4 1B			3-2 G1-6-3 1B	4-1 BB		0-3 K		3	0	2	0	1	1	2																					
Wil Cordero, R (1, 7) OBP: 0.326, SLG: 0.478		2-2 FC5-4 BB 1-2f			0-2 G1-6-3 1-2f	3-3 K		2-3 K		4	0	0	0	0	2	6																					
Travis Fryman, R (1, 5) OBP: 0.393, SLG: 0.509		4-2 BB			4-1 1B BB			3-2 F3	0-1 G1-3	2	0	0	0	2	0	0																					
Bill Selby, L (1, 9) OBP: 0.238, SLG: 0.250		0-0 F9			1-2 1B			2-3 K	3-3 K	4	0	1	0	0	2	2																					
Sandy Alomar, Jr., R (1, 2) OBP: 0.338, SLG: 0.444			0-0 G6-3		2-0 L8			1-1 1B	0-0 E5 FC6	4	0	1	0	0	0	2																					
Inning Stats	R: 0 E: 0 K: 0 S: 4 H: 0 LOB: 0 BB: 0 P: 9	R: 0 E: 0 K: 1 S: 12 H: 1 LOB: 2 BB: 1 P: 18	R: 0 E: 0 K: 0 S: 8 H: 1 LOB: 2 BB: 1 P: 14	R: 0 E: 0 K: 0 S: 13 H: 2 LOB: 2 BB: 1 P: 23	R: 1 E: 0 K: 1 S: 13 H: 2 LOB: 2 BB: 1 P: 21	R: 0 E: 0 K: 1 S: 12 H: 1 LOB: 1 BB: 0 P: 21	R: 0 E: 0 K: 3 S: 14 H: 1 LOB: 2 BB: 1 P: 23	R: 0 E: 1 K: 1 S: 9 H: 0 LOB: 1 BB: 0 P: 13	R: 0 E: 0 K: 2 S: 10 H: 0 LOB: 0 BB: 0 P: 14	1B: 6 2B: 1 3B: 0 HR: 1 SF: 0 SAC: 0 DP: 1 HBP: 0	WP: 0 PB: 0 SB: 0 CS: 0 PA: 40																										
PITCHER	IP	WLS	BF	H	R	ER	SO	BB	IBB	HBP	BLK	WP	HR	S	P	ERA	WHIP	PITCHER	IP	WLS	BF	H	R	ER	SO	BB	IBB	HBP	BLK	WP	HR	S	P	ERA	WHIP		
Kevin Appier, R (1, 1) ERA: 4.78	6.0	W	29	8	1	1	3	4	0	0	0	0	1	64	111	1.50	2.000																				
Jim Mecir, R (7, 1) ERA: 2.87	2.0		8	0	0	0	4	1	0	0	0	0	0	21	31	0.00	0.500																				
Doug Jones, R (9, 1) ERA: 4.5	1.0		3	0	0	0	2	0	0	0	0	0	0	10	14	0.00	0.000																				

Cleveland Indians @ Oakland Athletics
Network Associates Coliseum, Oakland, CA

Mon Aug 14 2000, 10:05 PM EDT
 Att. 12,799 - Sunny - 68 F

AB	35
R	1
H	8
RBI	1
BB	5
SO	9
LOB	17



livebaseballscorecards.com

Batter	1	2	3	4	5	6	7	8	9
Randy Velarde, R OBP: 0.366, SLG: 0.421 (1, 4)	0-2 G6-3 1B		0-1 E5 1B	2-2 L7		1-0 F9			
Miguel Tejada, R OBP: 0.350, SLG: 0.484 (1, 6)	0-0 1B G3-6-3 1B		0-2 3-H 1B		2-2 F7	2-2 P4			
Jason Giambi, L OBP: 0.462, SLG: 0.616 Jeremy Giambi, L OBP: 0.321, SLG: 0.376 (1, 3) (4, 3)	3-2 1B G3-6-3 1-3 1B		3-3 K		0-2 G3		3-2 G1-6-3 1B		
Ben Grieve, L OBP: 0.359, SLG: 0.497 (1, 7)	1-1 G3-6-3 1-2f 3-H		1-0 F9		0-3 K		1-2 G1-6-3 1-2f		
Terrence Long, L OBP: 0.344, SLG: 0.459 Ryan Christenson, R OBP: 0.367, SLG: 0.408 (1, 8) (5, 8)		3-1 SF8 3B		0-2 1B FC4-6 1B		1-0 F8	1-1 F7		
Mike Stanley, R OBP: 0.346, SLG: 0.437 (1, 10)		2-1 SF8 3-H		3-2 1B FC4-6 1-3 1B		2-0 HR	2-0 G6-3		
Matt Stairs, L OBP: 0.317, SLG: 0.410 (1, 9)		2-3 K		0-0 FC4-6 3 HR 1-2f 3-H		0-0 3B 1B	2-3 K		
3 Eric Chavez, L OBP: 0.350, SLG: 0.490 (1, 5)		1-3 K		2-1 HR		2-1 1B 1B	2-3 K		
Ramon Hernandez, R OBP: 0.307, SLG: 0.387 (1, 2)			3-2 F3	1-2 G6-3		0-2 1B 1-2 2-H			

Inning Stats	R: 1	H: 2	E: 0	LOB: 0	K: 0	S: 11	R: 1	H: 1	E: 0	LOB: 0	K: 2	S: 11	R: 1	H: 2	E: 1	LOB: 1	K: 1	S: 12	R: 3	H: 3	E: 0	LOB: 0	K: 0	S: 20	R: 0	H: 0	E: 0	LOB: 0	K: 1	S: 9	R: 2	H: 4	E: 0	LOB: 2	K: 0	S: 14	R: 0	H: 1	E: 0	LOB: 0	K: 0	S: 11	R: 0	H: 0	E: 0	LOB: 0	K: 2	S: 7		

PITCHER	IP	WLS	BF	H	R	ER	SO	BB	IBB	HBP	BLK	WP	HR	S	P	ERA	WHIP
Jason Bere, R ERA: 5.18 (1, 1)	4.0	L	19	8	6	5	3	0	0	0	0	0	1	54	81	11.25	2.000
Tom Martin, L ERA: 4.67 (5, 1)	1.1		7	3	2	2	1	0	0	0	0	0	1	14	21	13.50	2.250
Jamie Brewington, R ERA: 4.36 (6, 1)	2.2		9	2	0	0	2	0	0	0	0	0	0	27	41	0.00	0.750

AB R H RBI BB SO LOB

4	1	1	0	0	0	2
4	1	2	1	0	0	2
2	0	1	0	0	1	1
2	0	1	0	0	0	0
4	0	0	0	0	1	3
2	2	2	0	0	0	0
2	0	0	0	0	0	0
3	1	2	2	0	0	0
4	2	1	1	0	2	1
4	1	2	2	0	2	0
3	0	1	1	0	0	0

1B: 10	SF: 1	WP: 0	PA: 35
2B: 0	SAC: 0	PB: 0	
3B: 1	DP: 2	SB: 0	
HR: 2	HBP: 0	CS: 0	

Cleveland Indians @ Oakland Athletics
Network Associates Coliseum, Oakland, CA
 Mon Aug 14 2000, 10:05 PM EDT
 Att: 12,799 - Sunny - 68 F

livebaseballscorecards.com

AB	34
R	8
H	13
RBI	7
BB	0
SO	6
LOB	9



Batter	1	2	3	4	5	6	7	8	9	AB R H RBI BB SO LOB	TOP											
Kenny Lofton, L (1, 8) OBP: 0.353, SLG: 0.387	0-2 G4-3	3-2 G3			0-1 G4-3			0-1 G4-3 1B	1-2 1B	5 1 2 0 0 0 1												
Omar Vizquel, S (1, 6) OBP: 0.365, SLG: 0.392	4-2 BB G1-2-3 BB		0-0 B3-1		3-2 L8			2-0 G4-3 1-2	3-1 F8	4 0 0 0 1 0 3												
Roberto Alomar, S (1, 4) OBP: 0.344, SLG: 0.429	4-2 BB 1-2 BB		3-2 CS 1B		1-1 G1-6-3			0-1 G4-3 2-3		3 0 1 0 1 0 1												
Manny Ramirez, R (1, 10) OBP: 0.426, SLG: 0.662 Chan Perry, R (8, PR) OBP: 0.200, SLG: 0.200	4-1 1-2 2-3 BB		1-3 K		3-1 F9			3-2 1B 1B		3 0 1 1 1 1 1 0 0 0 0 0 0 0												
David Segui, S (1, 3) OBP: 0.396, SLG: 0.516	2-1 G1-2-3 3-H		1 SAFE 0-0 CS	1-0 1B FC6-4 1B	2-1 G6-3			1-1 1-3 1B		4 1 2 0 0 0 3												
Wil Cordero, R (1, 7) OBP: 0.325, SLG: 0.476		1-0 1B WP SF8 1B		1-0 G6-3	1-2 L6			1-2 P4		4 1 1 0 0 0 3												
Travis Fryman, R (1, 5) OBP: 0.394, SLG: 0.509		3-2 1-3 1B		0-2 FC6-4 1B	1-1 F9			2-3 K		4 0 2 0 0 1 0												
Einar Diaz, R (1, 2) OBP: 0.321, SLG: 0.415 Bill Selby, L (9, PH) OBP: 0.273, SLG: 0.266		1-3 K		1-2 FC6-4 FC4-6	0-2 G4-3			1-0 1B G6-3 1B		3 0 0 1 0 1 3 1 0 1 0 0 0 0												
Jolbert Cabrera, R (1, 9) OBP: 0.311, SLG: 0.331 Jim Thome, L (9, PH) OBP: 0.404, SLG: 0.591		2-2 SF8		1-0 FC4-6	0-2 G1-3			2-2 G6-3		2 0 0 1 0 0 1 1 0 0 0 0 0 1												
Inning Stats	R: 0 E: 0 K: 0 S: 13	H: 0 LOB: 2 BB: 3 P: 27	R: 1 E: 0 K: 1 S: 14	H: 2 LOB: 1 BB: 0 P: 24	R: 0 E: 0 K: 1 S: 9	H: 1 LOB: 0 BB: 0 P: 13	R: 1 E: 0 K: 0 S: 9	H: 2 LOB: 1 BB: 0 P: 13	R: 0 E: 0 K: 0 S: 8	H: 0 LOB: 0 BB: 0 P: 12	R: 0 E: 0 K: 0 S: 7	H: 0 LOB: 0 BB: 0 P: 13	R: 0 E: 0 K: 0 S: 8	H: 0 LOB: 0 BB: 0 P: 9	R: 1 E: 0 K: 0 S: 13	H: 3 LOB: 2 BB: 0 P: 20	R: 0 E: 0 K: 1 S: 14	H: 2 LOB: 2 BB: 0 P: 23	1B: 10 2B: 0 3B: 0 HR: 0	SF: 1 SAC: 0 DP: 1 HBP: 0	WP: 1 PB: 0 SB: 0 CS: 1	PA: 39
PITCHER	IP WLS BF H R ER SO BB IBB HBP BLK WP HR S P ERA WHIP																					
Mark Mulder, L (1, 1) ERA: 5.41	6.0 W 24 5 2 2 2 3 0 0 0 1 0 60 102 3.00 1.333																					
Jeff Tam, R (7, 1) ERA: 2.85	1.0 H 3 0 0 0 0 0 0 0 0 0 0 8 9 0.00 0.000																					
Jim Mecir, R (8, 1) ERA: 2.97	1.0 H 6 3 1 1 0 0 0 0 0 0 0 13 20 9.00 3.000																					
Jason Isringhausen, R (9, 1) ERA: 3.52	1.0 S 5 2 0 0 1 0 0 0 0 0 0 14 23 0.00 2.000																					

Cleveland Indians @ Oakland Athletics
Network Associates Coliseum, Oakland, CA

Tue Aug 15 2000, 10:05 PM EDT
 Att. 18,691 - Sunny - 69 F

livebaseballscorecards.com

AB	34
R	3
H	10
RBI	3
BB	3
SO	3
LOB	17



Batter	1	2	3	4	5	6	7	8	9	AB R H RBI BB SO LOB
Randy Velarde, R OBP: 0.364, SLG: 0.417 (1, 4)	0-3 K	2-1 E4 2B		4-2 HBP		0-0 P4				3 1 0 0 0 1 1
Miguel Tejada, R OBP: 0.350, SLG: 0.484 (1, 6)	1-3 K	1-2 2B 2B		0-3 K		0-2 F8				4 1 1 1 0 2 2
Jason Giambi, L OBP: 0.460, SLG: 0.611 (1, 10)	4-1 BB 2B BB	1-3 K		2-3 K		2-3 K				3 1 0 0 1 3 2
Ben Grieve, L OBP: 0.382, SLG: 0.507 (1, 7)	4-2 BB 2B BB	2-1 2B		2-3 K		0-0 HR				3 2 2 2 1 1 1
Terrence Long, L OBP: 0.344, SLG: 0.459 (8, 8)	1-2 2B BB	2-H 2B								0 0 0 0 0 0 0
Mike Stanley, R OBP: 0.344, SLG: 0.431 (1, 3)	4-2 2B 1-2 2-3 BB	3-2 G5-3		1-3 K		1-0 F8				3 0 0 0 1 1 1
Matt Stairs, L OBP: 0.317, SLG: 0.411 (1, 9)	1-2 2B		0-0 F7		3-2 F9	3-2 F9				4 0 1 2 0 0 0
3 Eric Chavez, L OBP: 0.352, SLG: 0.492 (1, 5)	4-2 BB		3-2 2B		2-1 F7			0-0 P4		3 0 1 0 1 0 0
Ryan Christenson, R OBP: 0.363, SLG: 0.402 (1, 8) (8, 7)	2-3 K		3-2 G5-3		1-2 SH1-4 1B		2-1 G5-3			4 0 1 0 0 1 4
Ramon Hernandez, R OBP: 0.304, SLG: 0.383 (1, 2)		0-0 G6-3	1-1 L4		0-1 SH1-4		1-1 G6-3			3 0 0 0 0 0 1

Inning Stats	R: 2 E: 0 K: 3 S: 21	H: 1 LOB: 3 BB: 4 P: 41	R: 2 E: 1 K: 1 S: 14	H: 2 LOB: 1 BB: 0 P: 23	R: 0 E: 0 K: 0 S: 11	H: 1 LOB: 1 BB: 0 P: 18	R: 0 E: 0 K: 3 S: 12	H: 0 LOB: 1 BB: 0 P: 20	R: 0 E: 0 K: 1 S: 9	H: 0 LOB: 0 BB: 0 P: 15	R: 0 E: 0 K: 0 S: 9	H: 1 LOB: 1 BB: 0 P: 10	R: 1 E: 0 K: 1 S: 8	H: 1 LOB: 0 BB: 0 P: 14	R: 0 E: 0 K: 0 S: 5	H: 0 LOB: 0 BB: 0 P: 8
--------------	-------------------------------	----------------------------------	-------------------------------	----------------------------------	-------------------------------	----------------------------------	-------------------------------	----------------------------------	------------------------------	----------------------------------	------------------------------	----------------------------------	------------------------------	----------------------------------	------------------------------	---------------------------------

PITCHER	IP	WLS	BF	H	R	ER	SO	BB	IBB	HBP	BLK	WP	HR	S	P	ERA	WHIP
Dave Burba, R ERA: 5.06 (1, 1)	5.0	L	25	4	4	2	8	4	0	0	0	0	0	67	117	3.60	1.600
Steve Reed, R ERA: 4.76 (6, 1)	1.0		4	1	0	0	0	0	0	0	0	0	0	9	10	0.00	1.000
Justin Speier, R ERA: 2.7 (7, 1)	1.0		4	1	1	1	1	0	0	0	0	0	1	8	14	9.00	1.000
Paul Shuey, R ERA: 3.57 (8, 1)	1.0		3	0	0	0	0	0	0	0	0	0	0	5	8	0.00	0.000


BOTTOM

Cleveland Indians @ Oakland Athletics
Network Associates Coliseum, Oakland, CA

Tue Aug 15 2000, 10:05 PM EDT
Att. 18,691 - Sunny - 69 F

livebaseballscorecards.com

AB	30
R	5
H	6
RBI	5
BB	4
SO	9
LOB	12



1B: 1	SF: 0	WP: 0	PA: 36
2B: 4	SAC: 1	PB: 0	
3B: 0	DP: 0	SB: 0	
HR: 1	HBP: 1	CS: 0	

Batter	1	2	3	4	5	6	7	8	9	AB R H RBI BB SO LOB	TOP																		
Kenny Lofton, L OBP: 0.354, SLG: 0.385 (1, 8) B F B B X	3-2 F7 ①		4-2 BB BB BB B		4-1 BB 2B BB		0-1 SH5-3 1-2 ①		0-0 F8 ①	2 1 0 0 2 0 0																			
Omar Vizquel, S OBP: 0.365, SLG: 0.391 (1, 6) L X	0-1 G4-3 ②		1-1 L4 ③		4-1 2B 1-2 BB		2-1 F7 ②		0-2 BB 1B 1B	4 0 1 0 1 0 2																			
Roberto Alomar, S OBP: 0.344, SLG: 0.431 (1, 4) B C X	1-1 G6-3 ③			1-3 K ① X	0-0 2B 1-3 2-H		3-3 K ③		1-2 BB 1B	5 0 2 1 0 2 1																			
Manny Ramirez, R OBP: 0.424, SLG: 0.656 Jolbert Cabrera, R OBP: 0.309, SLG: 0.329 (8, PR) (8, 9)		2-2 G6-3 ①		1-2 F9 ②	2-3 K ③			2-0 FC5 BB SF8 1B	1-3 K ②	4 0 1 0 0 1 2 1 1 0 0 0 1 2																			
Jim Thome, L OBP: 0.404, SLG: 0.586 (1, 3) B T X		1-1 L9 ②		2-3 K ③		3-3 K ①		4-2 E BB 1-2	4-2 BB 1-2 2-3	3 0 0 0 2 2 0																			
David Segui, S OBP: 0.394, SLG: 0.512 (1, 10) B T X		2-2 G4-3 ③			0-0 HR 1B	0-1 G4-3 ②		0-0 F8 ①	1-1 P6 ③	5 1 1 0 0 0 5																			
Wil Cordero, R OBP: 0.324, SLG: 0.476 (1, 7) S X			0-2 G3 SF7 2B		2-0 F8 ①	2-1 G3-1 ③		0-0 FC5 1-2 2-3		4 1 1 0 0 0 3																			
Travis Fryman, R OBP: 0.385, SLG: 0.525 (1, 5) B X			1-0 G3 ①		2-1 HR 1-H		0-1 HR ①	3-2 SF8 ②		3 2 2 4 0 0 1																			
Sandy Alomar Jr., R OBP: 0.337, SLG: 0.443 (1, 2) B C X			3-2 SF7 ②		2-0 G5-3 ②		0-0 SH5-3 1B	1-0 G4-3 ③		3 0 1 1 0 0 2																			
Inning Stats	R: 0 E: 0 K: 0 S: 7 H: 0 LOB: 0 BB: 0 P: 11	R: 0 E: 0 K: 0 S: 9 H: 0 LOB: 0 BB: 0 P: 14	R: 1 E: 0 K: 0 S: 11 H: 1 LOB: 1 BB: 1 P: 20	R: 0 E: 0 K: 2 S: 10 H: 0 LOB: 0 BB: 0 P: 14	R: 3 E: 0 K: 1 S: 11 H: 3 LOB: 2 BB: 2 P: 27	R: 0 E: 0 K: 1 S: 8 H: 0 LOB: 0 BB: 0 P: 13	R: 1 E: 0 K: 1 S: 12 H: 2 LOB: 1 BB: 0 P: 17	R: 1 E: 1 K: 0 S: 10 H: 1 LOB: 2 BB: 1 P: 20	R: 0 E: 0 K: 1 S: 15 H: 2 LOB: 3 BB: 1 P: 22	1B: 5 2B: 2 3B: 0 HR: 2 SF: 2 SAC: 1 DP: 0 HBP: 0	WP: 0 PB: 0 SB: 0 CS: 0 PA: 42																		
PITCHER	IP WLS BF H R ER SO BB IBB HBP BLK WP HR S P ERA WHIP												PITCHER	IP WLS BF H R ER SO BB IBB HBP BLK WP HR S P ERA WHIP															
Gil Heredia, R ERA: 4.12 (1, 1)	6.0		27	6	5	5	4	3	0	0	0	0	2	59	102	7.50	1.500												
Mike Magnante, L ERA: 4.75 (7, 1)	1.1		6	1	1	0	1	1	0	0	0	0	0	13	24	0.00	1.500												
Jeff Tam, R ERA: 2.82 (8, 1)	0.2		3	0	0	0	0	0	0	0	0	0	0	6	10	0.00	0.000												
Doug Jones, R ERA: 4.42 (9, 1)	1.0	W	6	2	0	0	1	1	0	0	0	0	0	15	22	0.00	3.000												

Cleveland Indians @ Oakland Athletics
Network Associates Coliseum, Oakland, CA
Wed Aug 16 2000, 10:35 PM EDT
Att. 32,376 - Sunny - 71 F

livebaseballscorecards.com

AB	34
R	6
H	9
RBI	6
BB	5
SO	6
LOB	18



Batter	1	2	3	4	5	6	7	8	9	AB	R	H	RBI	BB	SO	LOB
Randy Velarde, R (1, 4) OBP: 0.364, SLG: 0.420 Frank Menechino, R (7, PH) OBP: 0.328, SLG: 0.447 Jason Giambi, L (9, PH) OBP: 0.461, SLG: 0.612	2-0 1B SF7 2B		1-3 K			0-1 F8	2-1 P4		2-2 2B 1B	3	1	1	0	0	1	0
Terrence Long, L (1, 8) OBP: 0.347, SLG: 0.469	1-1 2-3 1B		0-3 K			0-2 P6		0-1 G6-4-3 3B	1-0 1-3 2-H 3-H 2B	5	1	3	2	0	1	0
Miguel Tejada, R (1, 6) OBP: 0.349, SLG: 0.482	0-1 SF7 3-H		2-0 P4			2-1 L5		4-2 G6-4-3 BB		2	0	0	1	1	0	0
Mike Stanley, R (1, 3) OBP: 0.347, SLG: 0.429	4-0 BB			3-2 G5-3			0-1 1B 2B 1B	1-2 G6-4-3 1-2f 3-H		3	1	1	0	1	0	1
Ben Grieve, L (1, 10) OBP: 0.361, SLG: 0.504	2-3 K			3-3 K			1-0 1-2 2B 1B	1-3 K		4	1	1	0	0	3	1
Adam Piatt, R (1, 9) OBP: 0.346, SLG: 0.553		1-2 2B 1B		3-3 K			2-2 2B 1B		0-3 K	4	0	2	0	0	2	0
3 Eric Chavez, L (1, 5) OBP: 0.351, SLG: 0.489		0-3 K			1-0 G3		0-3 K		1-1 BB BB 1B 1B	4	1	1	0	0	2	4
Ramon Hernandez, R (1, 2) OBP: 0.305, SLG: 0.387 Matt Stairs, L (7, PH) OBP: 0.320, SLG: 0.415		0-1 1-H 2B			3-2 G5-3		0-0 2B		4-0 1B BB BB BB	2	0	1	0	0	0	0
Ryan Christenson, R (1, 7) OBP: 0.357, SLG: 0.394 Jeremy Giambi, L (7, PH) OBP: 0.320, SLG: 0.374 Sal Fasano, R (8, 2) OBP: 0.293, SLG: 0.431		2-1 G4-3			3-2 G6-3		2-3 K		4-2 1B BB BB BB	1	1	1	2	1	0	0
										1	1	1	2	1	0	0
										2	0	0	0	0	0	1
										1	0	0	0	0	1	2
										0	1	0	0	1	0	0
										1-2 2-3 2B BB						
										1-2 2-3 1B BB						

Inning Stats	R: 1	H: 2	E: 0	K: 1	S: 9	H: 2	LOB: 1	BB: 1	P: 18	R: 0	H: 2	E: 0	K: 1	S: 10	H: 0	LOB: 0	BB: 0	P: 13	R: 0	H: 0	E: 0	K: 2	S: 8	H: 0	LOB: 0	BB: 0	P: 11	R: 0	H: 0	E: 0	K: 0	S: 11	H: 0	LOB: 0	BB: 0	P: 18	R: 0	H: 0	E: 0	K: 0	S: 7	H: 0	LOB: 0	BB: 0	P: 9	R: 2	H: 4	E: 0	K: 2	S: 16	H: 4	LOB: 2	BB: 0	P: 23	R: 1	H: 1	E: 0	K: 1	S: 12	H: 1	LOB: 0	BB: 1	P: 18	R: 3	H: 3	E: 0	K: 1	S: 11	H: 3	LOB: 2	BB: 2	P: 23	1B: 7	SF: 1	2B: 4	SAC: 0	3B: 1	DP: 1	HR: 0	HBP: 0	WP: 0	PA: 38
--------------	------	------	------	------	------	------	--------	-------	-------	------	------	------	------	-------	------	--------	-------	-------	------	------	------	------	------	------	--------	-------	-------	------	------	------	------	-------	------	--------	-------	-------	------	------	------	------	------	------	--------	-------	------	------	------	------	------	-------	------	--------	-------	-------	------	------	------	------	-------	------	--------	-------	-------	------	------	------	------	-------	------	--------	-------	-------	-------	-------	-------	--------	-------	-------	-------	--------	-------	--------

PITCHER	IP	WLS	BF	H	R	ER	SO	BB	IBB	HBP	BLK	WP	HR	S	P	ERA	WHIP
Chuck Finley, L (1, 1) ERA: 4.05	6.1		25	7	3	3	7	1	0	0	0	0	0	65	101	4.26	1.263
Paul Shuey, R (7, 1) ERA: 3.51	0.2	H	3	1	0	0	1	0	0	0	0	0	0	7	11	0.00	1.500
Steve Karsay, R (8, 1) ERA: 3.13	1.0	H	4	1	1	1	1	1	0	0	0	0	0	12	18	9.00	2.000
Bob Wickman, R (9, 1) ERA: 3.5	0.1	L	6	3	3	3	1	2	0	0	0	0	0	11	23	81.00	15.000


BOTTOM

Cleveland Indians @ Oakland Athletics
 Network Associates Coliseum, Oakland, CA

Wed Aug 16 2000, 10:35 PM EDT
 Att: 32,376 - Sunny - 71 F

livebaseballscorecards.com

AB	33
R	7
H	12
RBI	6
BB	4
SO	10
LOB	11



Batter	1	2	3	4	5	6	7	8	9	AB	R	H	RBI	BB	SO	LOB	TOP																													
Rickey Henderson, R OBP: 0.372, SLG: 0.307 (1, 7)	2-2 G4-3	1-0 F8		0-3 K	2-1 F7		3-2 CS 1B		1-2 G1-3	6	0	1	0	0	1	4																														
Al Martin, L OBP: 0.359, SLG: 0.491 Mike Cameron, R OBP: 0.350, SLG: 0.438 (1, 8) (6, 8)	2-2 HR		2-0 G4-3	2-2 G4-3		0-3 K	2-3 K			4	1	1	1	0	1	2																														
Alex Rodriguez, R OBP: 0.436, SLG: 0.626 (1, 6)	2-3 K		2-0 F7		4-0 E 1B BB	2-0 F7	2-1 F8			4	1	0	0	1	1	1																														
Edgar Martinez, R OBP: 0.432, SLG: 0.619 (1, 10)	4-2 BB BB		2-1 1B		2-2 E9 2B 1B 1-H	3-1 HR		1-0 G4-3		4	2	3	1	1	0	0																														
John Olerud, L OBP: 0.402, SLG: 0.450 (1, 3)	4-2 1-2 BB		0-0 G4-3		1-0 HR 2B 2-H	2-2 1B 2B		4-1 FC4-6 BB		3	1	2	1	2	0	1																														
Stan Javier, S OBP: 0.358, SLG: 0.406 (1, 9)	0-0 G3			0-2 F7	0-3 K	3-2 1B		1-2 F9		5	0	1	0	0	1	4																														
Carlos Guillen, S OBP: 0.337, SLG: 0.370 (1, 5)		1-0 F8		4-1 2B PB BB 2-H	2-2 HR	2-2 F8		1-0 FC4-6 1-2f		4	2	1	2	1	0	3																														
Dan Wilson, R OBP: 0.292, SLG: 0.329 (1, 2)		1-2 G6-3		1-1 PB 2B 1-3	2-3 K		2-1 HR		0-3 K	5	1	2	1	0	2	0																														
David Bell, R OBP: 0.304, SLG: 0.354 (1, 4)		2-0 1B		1-3 K 2-3 3-H	3-1 1B		1-0 1B 2B		2-3 K	5	0	3	0	0	2	1																														
Inning Stats	R: 1 E: 0 K: 1 S: 20	H: 1 LOB: 2 BB: 2 P: 34	R: 0 E: 0 K: 0 S: 6	H: 1 LOB: 1 BB: 0 P: 11	R: 0 E: 0 K: 0 S: 5	H: 1 LOB: 1 BB: 0 P: 11	R: 1 E: 0 K: 2 S: 15	H: 1 LOB: 2 BB: 1 P: 23	R: 4 E: 1 K: 2 S: 22	H: 4 LOB: 1 BB: 1 P: 37	R: 1 E: 0 K: 1 S: 19	H: 3 LOB: 2 BB: 0 P: 31	R: 1 E: 0 K: 1 S: 11	H: 3 LOB: 1 BB: 0 P: 21	R: 0 E: 0 K: 0 S: 6	H: 0 LOB: 1 BB: 1 P: 13	R: 0 E: 0 K: 2 S: 12	H: 0 LOB: 0 BB: 0 P: 15	1B: 6 2B: 4 3B: 0 HR: 4	SF: 0 SAC: 0 DP: 0 HBP: 0	WP: 0 PB: 1 SB: 0 CS: 1	PA: 46																								
PITCHER	IP	WLS	BF	H	R	ER	SO	BB	IBB	HBP	BLK	WP	HR	S	P	ERA	WHIP	PITCHER										IP	WLS	BF	H	R	ER	SO	BB	IBB	HBP	BLK	WP	HR	S	P	ERA	WHIP		
Bartolo Colon, R ERA: 4.4 (1, 1)	4.2		27	8	6	5	5	4	0	0	0	0	2	65	112	9.64	2.571																													
Justin Speier, R ERA: 3.0 (5, 1)	1.1		9	5	2	2	1	0	0	0	0	0	2	25	41	13.50	3.750																													
Steve Reed, R ERA: 4.61 (7, 1)	1.1		4	1	0	0	1	0	0	0	0	0	0	9	17	0.00	0.750																													
Tom Martin, L ERA: 4.55 (8, 1)	0.2		3	0	0	0	0	1	0	0	0	0	0	5	11	0.00	1.500																													
Steve Karsay, R ERA: 3.07 (9, 1)	1.0	W	3	0	0	0	2	0	0	0	0	0	0	12	15	0.00	0.000																													

Seattle Mariners @ Cleveland Indians
 Jacobs Field, Cleveland, OH
 Fri Aug 18 2000, 7:05 PM EDT
 Att. 43,126 - Cloudy - 70 F

livebaseballscorecards.com

AB	41
R	8
H	14
RBI	6
BB	5
SO	9
LOB	18



BOTTOM

Seattle Mariners @ Cleveland Indians
Jacobs Field, Cleveland, OH
Fri Aug 18 2000, 7:05 PM EDT
Att: 43,126 - Cloudy - 70 F

livebaseballscorecards.com

AB 34
R 9
H 10
RBI 7
BB 8
SO 4
LOB 17



WP: 0 PA: 43
PB: 0
SB: 0
CS: 0

AB R H RBI BB SO LOB

4 2 2 2 0 0 0

4 0 0 0 1 0 1

3 2 1 1 2 0 2

4 1 3 1 1 0 1

1 1 0 0 4 0 2
0 0 0 0 0 0 0

5 1 1 2 0 0 8

5 1 2 1 0 1 0

4 0 0 0 0 2 2

4 1 1 0 0 1 1

1B: 6 SF: 0
2B: 3 SAC: 1
3B: 0 DP: 2
HR: 1 HBP: 0

Batter	1	2	3	4	5	6	7	8	9
Kenny Lofton, L OBP: 0.356, SLG: 0.394 (1, 8) B F X	1-1 2B 1B		1-2 G3	0-0 SH5-3		2-1 L9		3-2 HR	
Omar Vizquel, S OBP: 0.363, SLG: 0.387 (1, 6) B B C X	2-1 F9		2-1 G6-3	4-0 1B BB		3-2 F7		0-1 G6-3	
Roberto Alomar, S OBP: 0.347, SLG: 0.432 (1, 4) B F C B B X	2-2 1B 2B 1-H		4-2 BB 2B BB	2-1 F7		0-1 G1-3		4-2 E 1B BB	
Manny Ramirez, R OBP: 0.430, SLG: 0.661 (1, 9) B F X	1-1 BB 2-3 1B		4-2 BB 2B BB	0-0 1-2 2-H 1B		1-1 2B		0-1 1B 1-3 BB	
Jim Thome, L OBP: 0.408, SLG: 0.585 Bill Selby, L OBP: 0.273, SLG: 0.286 (1, 10) (9, PR) B B C F F B	4-2 G4-6-3 1-2 BB		4-2 2B E BB	1-1 G4-3		4-0 G4-6-3 BB		4-1 1B BB	
David Segui, S OBP: 0.392, SLG: 0.511 (1, 3) C X	0-1 G4-6-3 1-2f		1-0 E 2B		0-2 F7		3-1 G4-6-3 1-2f		2-2 F9
Travis Fryman, R OBP: 0.395, SLG: 0.523 (1, 5) B X		1-0 G5-3	3-0 E5 FC5-4 2-H 3-H		3-3 K		1-0 HR 1B	0-1 1-2 2-3 3-H 1B	
Wil Cordero, R OBP: 0.322, SLG: 0.471 (1, 7) B B S B		2-3 K	0-0 FC5-4 1-2f		1-3 K2-3		1-1 F8		
Sandy Alomar Jr., R OBP: 0.336, SLG: 0.440 (1, 2) B S X		1-1 F9		1-0 SH5-3 1B 1B		0-1 G5-3		2-3 K	

Inning Stats	R	H	E	K	S	R	H	E	K	S	R	H	E	K	S	R	H	E	K	S	R	H	E	K	S	R	H	E	K	S	R	H	E	K	S	
	1	3	0	16	26	0	0	0	1	6	0	0	0	6	10	0	0	0	1	6	10	0	0	0	1	6	10	0	0	0	1	6	10	0	0	0

PITCHER	IP	WLS	BF	H	R	ER	SO	BB	IBB	HBP	BLK	WP	HR	S	P	ERA	WHIP
Paul Abbott, R ERA: 3.96 (1, 1)	4.0		23	6	6	4	1	5	0	0	0	0	0	43	84	9.00	2.750
Freddy Garcia, R ERA: 4.61 (5, 1)	3.0		10	1	0	0	2	1	0	0	0	0	0	26	43	0.00	0.667
Jose Paniagua, R ERA: 3.73 (8, 1)	0.2	H	3	1	1	1	1	0	0	0	0	0	0	8	12	13.50	1.500
Arthur Rhodes, L ERA: 3.95 (8, 1)	0.2	L	6	1	2	2	0	2	0	0	0	0	1	15	28	27.00	4.500
Kazuhiro Sasaki, R ERA: 3.86 (9, 1)	0.0		1	1	0	0	0	0	0	0	0	0	0	2	2	∞	∞

Seattle Mariners @ Cleveland Indians
 Jacobs Field, Cleveland, OH
 Sat Aug 19 2000, 1:05 PM EDT
 Att. 43,187 - Sunny - 70 F

livebaseballscorecards.com

AB	34
R	4
H	8
RBI	4
BB	4
SO	9
LOB	15



WP:	0	PA:	41
PB:	0		
SB:	0		
CS:	0		

Batter	1	2	3	4	5	6	7	8	9	AB R H RBI BB SO LOB	TOP										
Al Martin, L (1, 7) OBP: 0.361, SLG: 0.489	2-3 K	2-1 HBP			3-2 G4-3 HBP		4-1 1B BB		1-0 F8	2 0 0 0 1 1 1											
Carlos Guillen, S (1, 5) OBP: 0.329, SLG: 0.362	0-3 K	1-2 F7			1-0 G4-3		2-2 SF7		3-3 K	4 0 0 1 0 2 5											
Alex Rodriguez, R (1, 6) OBP: 0.438, SLG: 0.628	0-0 1B				1-0 P4		0-0 1B		2-1 1B 2B	5 1 3 2 0 1 1											
Edgar Martinez, R (1, 10) OBP: 0.432, SLG: 0.616	3-2 1B				1-1 G5-3		1-1 F9		3-1 1B	5 0 2 1 0 0 2											
John Olerud, L (1, 3) OBP: 0.398, SLG: 0.445	2-3 K				0-0 G6-3		2-3 K		0-3 K2-3	5 0 0 0 0 4 3											
Stan Javier, S (1, 9) OBP: 0.356, SLG: 0.404		0-0 G3			2-3 K		1-0 F7		2-2 FC6-4 1B	4 0 1 0 0 1 0											
Mike Cameron, R (1, 8) OBP: 0.349, SLG: 0.436		1-2 G4-3			3-2 F3		1-2 FC6-4 1B		0-0 FC6-4	4 0 1 0 0 0 1											
Joe Oliver, R (1, 2) OBP: 0.321, SLG: 0.550		2-1 HBP BB 1B			0-0 G5-3		0-0 FC6-4 BB SF7		0-2 F9	4 1 1 0 0 0 2											
David Bell, R (1, 4) OBP: 0.308, SLG: 0.353		4-2 HBP BB			0-0 G6-3		4-1 SF7 BB 1B BB		4-2 2B BB	1 2 0 0 3 0 0											
Inning Stats	R: 0 E: 0 K: 3 S: 13	H: 2 LOB: 2 BB: 0 P: 20	R: 0 E: 0 K: 0 S: 12	H: 1 LOB: 3 BB: 1 P: 22	R: 0 E: 0 K: 1 S: 7	H: 0 LOB: 0 BB: 0 P: 9	R: 0 E: 0 K: 1 S: 9	H: 0 LOB: 0 BB: 0 P: 14	R: 0 E: 0 K: 0 S: 7	H: 0 LOB: 1 BB: 0 P: 12	R: 0 E: 0 K: 1 S: 6	H: 0 LOB: 0 BB: 0 P: 10	R: 2 E: 0 K: 0 S: 11	H: 2 LOB: 2 BB: 2 P: 24	R: 0 E: 0 K: 1 S: 10	H: 1 LOB: 1 BB: 0 P: 12	R: 2 E: 0 K: 2 S: 15	H: 2 LOB: 1 BB: 1 P: 31	1B: 7 2B: 1 3B: 0 HR: 0	SF: 1 SAC: 0 DP: 0 HBP: 2	WP: 0 PA: 41
PITCHER	IP WLS BF H R ER SO BB IBB HBP BLK WP HR S P ERA WHIP																				
Jason Bere, R (1, 1) ERA: 5.06	6.2 W 30 5 2 2 6 3 0 2 0 0 0 64 108 2.70 1.200																				
Paul Shuey, R (7, 1) ERA: 3.48	0.1 H 1 0 0 0 0 0 0 0 0 0 0 1 3 0.00 0.000																				
Jamie Brewington, R (8, 1) ERA: 4.63	2.0 10 3 2 2 3 1 0 0 0 0 0 25 43 9.00 2.000																				

BOTTOM

Seattle Mariners @ Cleveland Indians
Jacobs Field, Cleveland, OH
Sat Aug 19 2000, 1:05 PM EDT
Att: 43,187 - Sunny - 70 F

livebaseballscorecards.com

AB 34
R 10
H 11
RBI 8
BB 4
SO 3
LOB 12



WP: 0 PA: 38
PB: 0
SB: 1
CS: 0

AB R H RBI BB SO LOB

4 2 1 1 1 0 1

5 1 1 0 0 0 1

4 2 2 0 0 0 0

0 0 0 0 0 0 0

2 1 1 4 2 0 0

0 1 0 0 0 0 0

4 1 2 1 0 1 1

4 2 2 1 0 0 2

4 0 1 1 0 0 2

4 0 0 0 0 1 2

1B: 8 SF: 0
2B: 0 SAC: 0
3B: 0 DP: 1
HR: 3 HBP: 0

Batter	1	2	3	4	5	6	7	8	9
Kenny Lofton, L OBP: 0.356, SLG: 0.401 (1, 8)	0-1 G4-3		1-0 F9			4-1 1B HR 1B BB	2-1 HR	2-1 F7	
Omar Vizquel, S OBP: 0.362, SLG: 0.385 (1, 6)	0-0 L6		3-2 F8			0-0 1B HR 1B	1-1 G6-3	2-1 G4-3	
Roberto Alomar, S OBP: 0.348, SLG: 0.433 Bill Selby, L OBP: 0.273, SLG: 0.286 (1, 4) (9, 4)	2-2 G1-3				1-2 G6-3	0-2 1B HR 2-3	2-2 1B S 1B		
Manny Ramirez, R OBP: 0.434, SLG: 0.670 Jolbert Cabrera, R OBP: 0.309, SLG: 0.329 (1, 9) (7, PR) (8, 9)		3-2 G6-3			4-1 BB	0-0 1B HR 1-H 2-H 3-H	4-2 1B FC3-6 1B BB		
Travis Fryman, R OBP: 0.396, SLG: 0.523 (1, 5)		0-1 G5-3			2-3 K	0-2 1B FC6-4 1B	3-2 1B E 1B		
David Segui, S OBP: 0.393, SLG: 0.518 (1, 3)		0-0 HR			3-2 F9	2-2 1B FC6-4 1B BLK 1-2f	1-0 1B FC3-6 1B		
Jim Thome, L OBP: 0.407, SLG: 0.581 (1, 10)		1-1 F7				2-1 1B F8 1-2	2-2 1B FC3-6 1B		
Wil Cordero, R OBP: 0.323, SLG: 0.470 (1, 7)			4-1 BB			0-1 1B G4-3 1-2f	0-0 1B E6 2-H		
Einar Diaz, R OBP: 0.315, SLG: 0.406 (1, 2)			0-3 K			2-1 1B G6-3	1-2 1B F2	3-2 G5-3	

Inning Stats	R: 0	H: 0	E: 0	K: 0	S: 7	R: 1	H: 1	E: 0	K: 0	S: 8	R: 0	H: 0	E: 0	K: 1	S: 9	R: 0	H: 0	E: 0	K: 1	S: 10	R: 0	H: 1	E: 0	K: 0	S: 5	R: 5	H: 5	E: 1	K: 0	S: 18	R: 4	H: 4	E: 1	K: 1	S: 22	R: 0	H: 0	E: 0	K: 0	S: 7			
	0	0	0	0	9	1	1	0	0	8	0	0	0	1	12	0	0	0	1	17	0	1	0	0	7	1	5	1	1	1	4	1	2	1	2	0	0	0	14	0	0	0	14

PITCHER	IP	WLS	BF	H	R	ER	SO	BB	IBB	HBP	BLK	WP	HR	S	P	ERA	WHIP
Jamie Moyer, L ERA: 5.7 (1, 1)	5.2	L	26	7	6	5	2	3	0	0	1	0	2	54	88	7.94	1.765
Joel Pineiro, R ERA: 7.15 (6, 1)	0.2		7	4	4	3	0	1	0	0	0	0	1	19	33	40.50	7.500
Jose Mesa, R ERA: 5.71 (7, 1)	1.2		5	0	0	0	1	0	0	0	0	0	0	13	25	0.00	0.000

Batter	1	2	3	4	5	6	7	8	9	AB R H RBI BB SO LOB	TOP											
Rickey Henderson, R OBP: 0.372, SLG: 0.307 (1, 7)	1-3 K		4-2 G1-3 BB		0-3 K		1-0 1B G3 1B		3-2 E6 G5-3 2B	4 1 1 0 1 2 1												
Stan Javier, S OBP: 0.350, SLG: 0.396 (1, 9)	3-2 G4-3		3-2 G1-3		2-0 G6-3		0-0 F7		0-3 K	5 0 0 0 0 1 4												
Alex Rodriguez, R OBP: 0.437, SLG: 0.624 (1, 6)	0-0 1B		4-0 BB			0-0 G6-3	2-2 G3		1-2 G5-3	4 0 1 0 1 0 3												
Edgar Martinez, R OBP: 0.432, SLG: 0.616 (1, 10)	1-2 G6-3		3-3 K			2-2 G1-3	1-0 1B		2-2 2B	5 0 2 2 0 1 3												
Al Martin, L OBP: 0.362, SLG: 0.490 (1, 8)		0-0 1B		2-1 F8		2-2 1B 2B	0-0 L4		0-1 L3	5 1 2 0 0 0 3												
John Olerud, L OBP: 0.399, SLG: 0.445 (1, 3)		2-1 1B		1-0 L7		0-1 1B 1B		2-1 F8		4 1 2 1 0 0 0												
Carlos Guillen, S OBP: 0.332, SLG: 0.375 (1, 5)		3-3 K		0-0 3B		1-1 1B 1B		2-2 G3-1		4 0 2 0 0 1 2												
Dan Wilson, R OBP: 0.291, SLG: 0.327 (1, 2)		3-3 K		1-1 F9		0-2 1B		2-2 G3		4 0 1 1 0 1 2												
David Bell, R OBP: 0.308, SLG: 0.351 (1, 4)			2-0 G6-3		1-0 F8	1-3 K			4-2 G5-3 E 2B BB	3 1 0 0 1 1 2												
Inning Stats	R: 0 E: 0 K: 1 S: 10	H: 1 LOB: 1 BB: 0 P: 15	R: 0 E: 0 K: 2 S: 9	H: 2 LOB: 1 BB: 0 P: 17	R: 0 E: 0 K: 1 S: 10	H: 0 LOB: 2 BB: 2 P: 26	R: 0 E: 0 K: 0 S: 6	H: 1 LOB: 1 BB: 0 P: 10	R: 0 E: 0 K: 1 S: 5	H: 0 LOB: 0 BB: 0 P: 8	R: 2 E: 0 K: 1 S: 17	H: 4 LOB: 2 BB: 0 P: 23	R: 0 E: 0 K: 0 S: 7	H: 2 LOB: 2 BB: 0 P: 11	R: 0 E: 0 K: 0 S: 8	H: 0 LOB: 0 BB: 0 P: 14	R: 2 E: 1 K: 1 S: 22	H: 1 LOB: 1 BB: 1 P: 32	1B: 8 2B: 3 3B: 1 HR: 0	SF: 0 SAC: 0 DP: 1 HBP: 0	WP: 0 PB: 0 SB: 0 CS: 2	PA: 41
PITCHER	IP WLS BF H R ER SO BB IBB HBP BLK WP HR S P ERA WHIP																					
Dave Burba, R ERA: 4.94 (1, 1)	7.0 W 32 10 2 2 6 2 0 0 0 0 0 0 64 110 2.57 1.714																					
Steve Woodard, R ERA: 5.7 (8, 1)	1.0 3 0 0 0 0 0 0 0 0 0 0 0 8 14 0.00 0.000																					
Bob Wickman, R ERA: 3.44 (9, 1)	1.0 6 1 2 0 1 1 0 0 0 0 0 0 22 32 0.00 2.000																					

Seattle Mariners @ Cleveland Indians
 Jacobs Field, Cleveland, OH
 Sun Aug 20 2000, 1:05 PM EDT
 Att. 43,144 - Sunny - 65 F

AB	38
R	4
H	11
RBI	4
BB	3
SO	7
LOB	20




Batter	1	2	3	4	5	6	7	8	9	AB	R	H	RBI	BB	SO	LOB
Kenny Lofton, L OBP: 0.360, SLG: 0.418 (1, 8)	1-0 HR	1-1 HR	4-2 BB		1-2 F7	4-1 BB		0-1 G5-3		4	2	2	6	2	0	1
Omar Vizquel, S OBP: 0.360, SLG: 0.383 (1, 6)	0-1 F7	0-1 G4-3	0-0 L8		0-1 FC4 1B	0-0 L6-4				5	0	1	0	0	0	5
Roberto Alomar, S OBP: 0.347, SLG: 0.434 Jolbert Cabrera, R OBP: 0.307, SLG: 0.326 (1, 4) (6, 4)	2-1 2B	1-2 G1-3			0-0 F9	1-0 FC4 1B		0-0 F8		4	1	1	0	0	0	1
Manny Ramirez, R OBP: 0.437, SLG: 0.669 Bill Selby, L OBP: 0.261, SLG: 0.273 (1, 9) (6, 9)	4-2 CS BB		2-0 FC4-6 1B		2-2 G4-3	4-2 1B 1B		2-3 K		2	2	1	0	2	0	0
Jim Thome, L OBP: 0.408, SLG: 0.580 Chan Perry, R OBP: 0.167, SLG: 0.167 (1, 10) (7, PH)	3-3 K		4-2 FC4-6 BB		1-2 E4 1B	2-2 1B		0-3 K		3	1	1	1	1	1	2
David Segui, S OBP: 0.393, SLG: 0.517 (1, 3)		1-0 F8	2-2 FC4-6 E 1B		1-1 1B	2-2 1B		2-3 K		5	2	2	1	0	1	2
Travis Fryman, R OBP: 0.400, SLG: 0.528 (1, 5)		2-0 1B HR	1-0 BB E		4-0 1B	2-1 F3		1-0 2B		4	2	3	1	1	0	2
Wil Cordero, R OBP: 0.328, SLG: 0.477 (1, 7)		3-2 BB HR	2-2 E5 BB		3-2 FC5-4 1B			0-1 2B		5	1	4	3	0	0	2
Sandy Alomar Jr., R OBP: 0.333, SLG: 0.433 (1, 2)		4-2 HR BB	0-0 F9		0-1 FC5-4			1-2 G6-3		4	1	0	0	1	0	7

BOTTOM																	
Seattle Mariners @ Cleveland Indians Jacobs Field, Cleveland, OH Sun Aug 20 2000, 1:05 PM EDT Att: 43,144 - Sunny - 65 F																	
										AB	39						
										R	12						
										H	15						
										RBI	12						
										BB	7						
										SO	4						
										LOB	22						
										1B:	10	SF:	0	WP:	0	PA:	46
										2B:	5	SAC:	0	PB:	0		
										3B:	0	DP:	2	SB:	0		
										HR:	2	HBP:	0	CS:	1		

PITCHER																	
Aaron Sele, R ERA: 4.85 (1, 1)	IP	WLS	BF	H	R	ER	SO	BB	IBB	HBP	BLK	WP	HR	S	P	ERA	WHIP
Brett Tomko, R ERA: 4.44 (3, 1)	2.1		15	5	4	2	0	2	0	0	0	0	0	39	62	7.71	3.000
Jose Paniagua, R ERA: 3.68 (6, 1)	1.0		4	1	0	0	0	1	0	0	0	0	0	7	12	0.00	2.000
Arthur Rhodes, L ERA: 3.88 (7, 1)	1.0		3	0	0	0	2	0	0	0	0	0	0	7	9	0.00	0.000
Kazuhiro Sasaki, R ERA: 3.97 (8, 1)	1.0		5	2	1	1	1	0	0	0	0	0	0	11	15	9.00	2.000



Batter	1	2	3	4	5	6	7	8	9	AB R H RBI BB SO LOB	TOP											
Frank Menechino, R (1, 4) OBP: 0.331, SLG: 0.429	1-2 L8	3-2 3B 2B		4-2 FC4-6 BB		1-0 FC5-4 HBP		2-0 FC5-4 1B	4-0 BB	3 1 2 1 2 0 0												
Terrence Long, L (1, 8) OBP: 0.336, SLG: 0.455	1-1 F7 BB 1B	3-1 2-H 3B		0-0 FC4-6 1-2f		2-1 FC5-4 1-2f 2-H		1-0 F8	3-1 F7	6 0 2 1 0 0 6												
Miguel Tejada, R (1, 6) OBP: 0.344, SLG: 0.471	4-1 BB 1-2 BB	1-0 L8				2-2 F9		1-2 FC5-4 BB 1-2f		4 0 0 0 1 0 3												
Mike Stanley, R (1, 3) OBP: 0.348, SLG: 0.431 Ryan Christenson, R (8, PH) OBP: 0.350, SLG: 0.388	1-1 F7 2-3		0-3 K			3-2 1B 2B		0-1 G5-3	4-2 BB	4 1 1 0 0 1 2 0 0 0 0 1 0 0												
Adam Platt, R (1, 9) OBP: 0.363, SLG: 0.536	4-2 1-2 BB		3-1 1B			1-3 K FC3-6 BB		4-1 FC3-6 BB	1-3 K	3 0 1 0 2 2 3												
Ben Grieve, L (1, 7) OBP: 0.362, SLG: 0.510	2-3 K		1-3 K			1-0 1B		3-1 FC3-6 HBP 3 2B	1-0 G4-3	5 1 1 1 0 2 5												
Eric Byrnes, R (1, 10) OBP: 0.600, SLG: 0.500		1-2 S 2B 1B		3-2 F8		2-0 F8		2-2 3 2B HBP	1-2 BB 3 1B 1B	4 2 2 0 0 0 2	AB 39 R 6 H 12 RBI 5 BB 6 SO 8 LOB 26											
3 Eric Chavez, L (1, 5) OBP: 0.353, SLG: 0.487		2-3 K		2-1 F8		2-3 K		1-0 2B	0-0 BB 1B	5 0 2 2 0 2 1												
Ramon Hernandez, R (1, 2) OBP: 0.302, SLG: 0.386		2-0 G1-3 1-2		1-2 G6-3		1-1 E 2B		3-2 F5	1-3 K	5 1 1 0 0 1 4												
Inning Stats	R: 0 E: 0 K: 1 S: 13	H: 1 LOB: 3 BB: 2 P: 26	R: 2 E: 0 K: 1 S: 13	H: 3 LOB: 1 BB: 0 P: 25	R: 0 E: 0 K: 2 S: 12	H: 1 LOB: 1 BB: 0 P: 19	R: 0 E: 0 K: 0 S: 9	H: 0 LOB: 1 BB: 1 P: 16	R: 1 E: 0 K: 1 S: 14	H: 2 LOB: 1 BB: 0 P: 24	R: 1 E: 1 K: 1 S: 10	H: 1 LOB: 1 BB: 0 P: 18	R: 2 E: 0 K: 0 S: 11	H: 1 LOB: 1 BB: 1 P: 24	R: 0 E: 0 K: 1 S: 13	H: 1 LOB: 2 BB: 1 P: 22	R: 0 E: 0 K: 1 S: 11	H: 2 LOB: 3 BB: 1 P: 21	1B: 7 2B: 4 3B: 1 HR: 0	SF: 0 SAC: 0 DP: 0 HBP: 2	WP: 0 PB: 0 SB: 1 CS: 0	PA: 47
PITCHER	IP WLS BF H R ER SO BB IBB HBP BLK WP HR S P ERA WHIP																				PITCHER	IP WLS BF H R ER SO BB IBB HBP BLK WP HR S P ERA WHIP
Chuck Finley, L (1, 1) ERA: 4.09	5.0 W 25 7 3 3 5 3 0 0 0 0 0 0 61 110 5.40 2.000																					
Tom Martin, L (6, 1) ERA: 4.4	1.0 5 1 1 0 1 0 0 0 1 0 0 0 10 18 0.00 1.000																					
Steve Reed, R (7, 1) ERA: 4.93	1.0 6 1 2 2 0 1 0 0 1 0 0 0 11 24 18.00 2.000																					
Paul Shuey, R (8, 1) ERA: 3.4	1.0 5 1 0 0 1 1 0 0 0 0 0 0 13 22 0.00 2.000																					
Steve Karsay, R (9, 1) ERA: 3.02	1.0 6 2 0 0 1 1 0 0 0 0 0 0 11 21 0.00 3.000																					

Oakland Athletics @ Cleveland Indians
 Jacobs Field, Cleveland, OH
 Tue Aug 22 2000, 7:05 PM EDT
 Att. 43,299 - Cloudy - 75 F

livebaseballscorecards.com

Batter	1	2	3	4	5	6	7	8	9
Kenny Lofton, L OBP: 0.360, SLG: 0.417 (1, 8)	1-3 K	1-1 L8		2-0 HBP 1B BB 1B	3-1 FC3-6 1B	1-2 F9		1-1 G4-3	
Omar Vizquel, S OBP: 0.351, SLG: 0.384 (1, 6)	1-1 G4-3	2-2 E 1B		3-1 BB HBP BB 1B	0-0 FC3-6 BB 2B		0-3 K	0-1 P6	
Roberto Alomar, S OBP: 0.351, SLG: 0.433 (1, 4)	2-2 G4-3	4-2 S BB		1-2 BB BB 1B HBP	4-0 BB 1B 2B		2-2 2B 1B		
Bill Selby, L OBP: 0.292, SLG: 0.304 (7, PH) (8, 4)		1-3 3-H BB		1-2 2-3 1B HBP	1-2 2B BB		1-2 1B 2B		
Manny Ramirez, R OBP: 0.443, SLG: 0.683 (1, 9)		HR		4-1 1B BB G5-4-3 BB	4-2 2B BB		1-2 1B 2B		
Jim Thome, L OBP: 0.412, SLG: 0.582 (1, 3)		4-2 2B 1B BB		4-1 G5-4-3 1B BB	2-2 2B BB		4-2 FC5 1B BB		
David Segui, S OBP: 0.393, SLG: 0.518 (1, 10)		1-0 1B 2B 2B		1-0 G4-3	1-0 G5-4-3 1B		1-1 F8		
Travis Fryman, R OBP: 0.402, SLG: 0.529 (1, 5)		1-0 2B SF7 1B		3-1 2B 1B 1B	2-1 G5-4-3		1-1 K FC5 1B		
Wil Cordero, R OBP: 0.331, SLG: 0.481 (1, 7)		1-0 1B E 2B		0-0 1B 2B	4-2 BB		1-2 G1-3 FC5		
Sandy Alomar Jr., R OBP: 0.331, SLG: 0.430 (1, 2)		2-2 SF7		0-2 1B	0-0 F8		0-1 G6-3	2-1 L4	

Inning Stats	R: 0	H: 0	E: 0	K: 1	S: 9	H: 0	LOB: 0	BB: 0	P: 13	R: 5	H: 5	E: 1	K: 0	S: 23	R: 2	H: 3	E: 0	K: 1	S: 14	R: 4	H: 3	E: 0	K: 0	S: 15	R: 2	H: 2	E: 0	K: 1	S: 14	R: 0	H: 0	E: 0	K: 0	S: 8	R: 1	H: 3	E: 0	K: 1	S: 20	R: 0	H: 0	E: 0	K: 0	S: 6	R: 0	H: 0	E: 0	K: 0	S: 9
--------------	------	------	------	------	------	------	--------	-------	-------	------	------	------	------	-------	------	------	------	------	-------	------	------	------	------	-------	------	------	------	------	-------	------	------	------	------	------	------	------	------	------	-------	------	------	------	------	------	------	------	------	------	------

PITCHER	IP	WLS	BF	H	R	ER	SO	BB	IBB	HBP	BLK	WP	HR	S	P	ERA	WHIP
Gil Heredia, R ERA: 4.38 (1, 1)	3.0	L	18	8	7	6	2	2	0	0	0	0	1	46	75	18.00	3.333
Omar Olivares, R ERA: 7.05 (4, 1)	4.0		26	8	7	7	2	6	0	1	0	0	0	57	104	15.75	3.500
Jeff Tam, R ERA: 2.75 (8, 1)	1.0		3	0	0	0	0	0	0	0	0	0	0	6	9	0.00	0.000

BOTTOM

Oakland Athletics @ Cleveland Indians
Jacobs Field, Cleveland, OH
 Tue Aug 22 2000, 7:05 PM EDT
 Att: 43,299 - Cloudy - 75 F

AB	R	H	RBI	BB	SO	LOB
6	1	2	0	0	1	1
4	2	2	0	0	0	1
2	0	0	0	0	1	0
1	2	0	0	2	0	0
1	1	1	0	0	0	0
3	2	2	3	2	0	2
2	1	1	3	3	1	0
5	1	2	1	0	0	4
5	2	3	1	0	1	4
4	2	2	1	1	0	3
4	0	1	3	0	0	2

AB	37
R	14
H	16
RBI	12
BB	8
SO	4
LOB	17

C

WP	PA
0	47
PB	0
SB	1
CS	0

Batter	1	2	3	4	5	6	7	8	9	AB R H RBI BB SO LOB	TOP																
Frank Menechino, R OBP: 0.331, SLG: 0.420 (1, 4)	3-3 K	2-1 G6-3		2-3 K		4-0 G2-3 2B BB		2-2 BB BB 1B	0-2 G4-3	5 1 1 0 1 2 1																	
Terrence Long, L OBP: 0.337, SLG: 0.454 (1, 8)	0-1 1B 2B 1B	0-0 1B		2-0 G4-3		0-0 G2-3 1-2 2-3		2-3 K		5 1 2 0 0 1 3																	
Miguel Tejada, R OBP: 0.346, SLG: 0.473 (1, 6)	2-2 2B 2B 1B	1-1 F5			1-1 F8	1-1 FC5-4 2B 2H 3-H		4-0 BB BB 1-2		4 1 2 2 1 0 1																	
Ben Grieve, L OBP: 0.365, SLG: 0.511 (1, 10)	1-0 2B 2B		2-0 F7		2-0 G3-1	4-1 FC5-4 BB		4-1 BB 1-2 2-3		3 1 1 1 2 0 0																	
Mike Stanley, R OBP: 0.349, SLG: 0.426 (1, 3)	2-3 K		4-1 BB BB		4-2 BB BB	2-2 FC5-4 1-2 2-3		0-3 K		3 0 0 0 2 2 7																	
Matt Stairs, L OBP: 0.316, SLG: 0.399 (1, 9)	4-0 2B IBB		4-1 BB		4-1 BB		3-2 G3-1	2-0 G3-1		2 0 0 0 3 0 3																	
Adam Piatt, R OBP: 0.365, SLG: 0.551 (1, 7) (7, 5)	0-1 2B		0-3 K		2-0 G4-3		3-2 2B		2-2 G6-3	5 0 2 2 0 1 4																	
3 Eric Chavez, L OBP: 0.350, SLG: 0.483 Eric Byrnes, R OBP: 0.429, SLG: 0.333 (1, 5) (7, PH) (7, 7)	2-1 P6		0-1 F8			1-3 K	0-0 F8		0-1 F8	3 0 0 0 0 1 4 2 0 0 0 0 0 1																	
Ramon Hernandez, R OBP: 0.303, SLG: 0.389 (1, 2)		0-1 F8		1-1 G3-1		1-2 G2-3 2B	1-2 G5-3		0-2 1B	5 1 2 0 0 0 1																	
Inning Stats	R: 3 E: 0 K: 2 S: 16	H: 4 LOB: 2 BB: 1 P: 30	R: 0 E: 0 K: 0 S: 7	H: 1 LOB: 1 BB: 0 P: 10	R: 0 E: 0 K: 1 S: 9	H: 0 LOB: 2 BB: 2 P: 19	R: 0 E: 0 K: 1 S: 6	H: 0 LOB: 0 BB: 0 P: 11	R: 0 E: 0 K: 0 S: 7	H: 0 LOB: 2 BB: 2 P: 20	R: 2 E: 0 K: 1 S: 15	H: 2 LOB: 2 BB: 2 P: 28	R: 0 E: 0 K: 0 S: 12	H: 1 LOB: 1 BB: 0 P: 19	R: 0 E: 0 K: 2 S: 12	H: 1 LOB: 3 BB: 2 P: 26	R: 0 E: 0 K: 0 S: 15	H: 1 LOB: 1 BB: 0 P: 17	1B: 5 2B: 5 3B: 0 HR: 0	SF: 0 SAC: 0 DP: 0 HBP: 0	WP: 0 PB: 0 SB: 0 CS: 0	PA: 46					
PITCHER	IP	WLS	BF	H	R	ER	SO	BB	IBB	HBP	BLK	WP	HR	S	P	ERA	WHIP										
Bartolo Colon, R ERA: 4.55 (1, 1)	5.1		27	6	4	4	5	4	1	0	0	0	0	53	100	6.75	1.875										
Paul Shuey, R ERA: 3.32 (6, 1)	1.0	W	7	2	1	1	0	2	0	0	0	0	0	15	32	9.00	4.000										
Ricardo Rincon, L ERA: 0.93 (7, 1)	0.1	H	1	0	0	0	0	0	0	0	0	0	0	1	1	0.00	0.000										
Steve Karsay, R ERA: 2.95 (7, 1)	1.1	H	7	1	0	0	2	2	0	0	0	0	0	15	30	0.00	2.250										
Bob Wickman, R ERA: 3.38 (9, 1)	1.0	S	4	1	0	0	0	0	0	0	0	0	0	15	17	0.00	1.000										

Oakland Athletics @ Cleveland Indians
 Jacobs Field, Cleveland, OH
 Wed Aug 23 2000, 7:05 PM EDT
 Att. 43,231 - Overcast - 76 F

livebaseballscorecards.com

AB	37
R	5
H	10
RBI	5
BB	9
SO	7
LOB	25



Batter	1	2	3	4	5	6	7	8	9	AB	R	H	RBI	BB	SO	LOB	BOTTOM				
Kenny Lofton, L OBP: 0.358, SLG: 0.417 (1, 8) BB X	2-0 F8		2-2 G4-3		0-0 1B 2B	0-0 F8		2-0 F8		5	1	1	2	0	0	3	Oakland Athletics @ Cleveland Indians Jacobs Field, Cleveland, OH Wed Aug 23 2000, 7:05 PM EDT Att. 43,231 - Overcast - 76 F				
Omar Vizquel, S OBP: 0.361, SLG: 0.383 (1, 6) C T C	2-3 K			0-0 G5-3	0-0 G5-4-3 1B		1-0 F9		4	0	1	2	0	1	0						
Roberto Alomar, S OBP: 0.350, SLG: 0.431 (1, 4) C B X	1-1 F7			3-1 G6-3	2-1 G5-4-3 1-2f		2-2 FC6-4 1B		4	0	1	0	0	0	1						
Manny Ramirez, R OBP: 0.443, SLG: 0.680 (1, 9) Jolbert Cabrera, R OBP: 0.303, SLG: 0.322 (7, PR) (8, 9)		0-2 L4		0-0 1B		2-3 K	0-0 FC6-4 1B		4	0	2	0	0	1	0						
Jim Thome, L OBP: 0.412, SLG: 0.588 (1, 10) F X		0-1 HR		1-3 K		3-2 2B 1B	1-3 K		4	2	2	1	0	2	3						
David Segui, S OBP: 0.394, SLG: 0.520 (1, 3) B X		1-0 G3-1			1-0 BB FC1-2 1B	1-0 2B 2B	0-0 FC6-4		4	1	2	1	0	0	2						
Travis Fryman, R OBP: 0.405, SLG: 0.532 (1, 5) B B C B		3-3 K			1-1 FC1-2 BB 2B 1B	2-2 FC6-5 2B		4-0 FC6-4 BB	3	1	2	1	1	1	0						
Wil Cordero, R OBP: 0.330, SLG: 0.478 (1, 7) C X			0-1 G6-3		4-2 FC1-2 2B BB	0-1 FC6-5 1B		1-1 F8	3	1	0	0	1	0	2						
Einar Diaz, R OBP: 0.314, SLG: 0.403 (1, 2) S B F X			1-3 K		0-1 FC1-2 2B 1B	2-1 1B		1-2 FC6-4	4	1	1	0	0	1	4						
Inning Stats	R: 0 E: 0 K: 1 S: 6	H: 0 LOB: 0 BB: 0 P: 11	R: 1 E: 0 K: 1 S: 10	H: 1 LOB: 0 BB: 0 P: 14	R: 0 E: 0 K: 1 S: 8	H: 0 LOB: 0 BB: 0 P: 11	R: 0 E: 0 K: 1 S: 7	H: 1 LOB: 1 BB: 0 P: 11	R: 4 E: 0 K: 0 S: 11	H: 4 LOB: 0 BB: 1 P: 19	R: 2 E: 0 K: 1 S: 15	H: 4 LOB: 2 BB: 0 P: 25	R: 0 E: 0 K: 1 S: 13	H: 2 LOB: 2 BB: 0 P: 17	R: 0 E: 0 K: 0 S: 6	H: 0 LOB: 1 BB: 1 P: 14		1B: 8 2B: 3 3B: 0 HR: 1	SF: 0 SAC: 0 DP: 1 HBP: 0	WP: 0 PB: 0 SB: 0 CS: 0	PA: 37 ERA WHIP
PITCHER	IP WLS BF H R ER SO BB IBB HBP BLK WP HR S P ERA WHIP	IP WLS BF H R ER SO BB IBB HBP BLK WP HR S P ERA WHIP	IP WLS BF H R ER SO BB IBB HBP BLK WP HR S P ERA WHIP	IP WLS BF H R ER SO BB IBB HBP BLK WP HR S P ERA WHIP	IP WLS BF H R ER SO BB IBB HBP BLK WP HR S P ERA WHIP	IP WLS BF H R ER SO BB IBB HBP BLK WP HR S P ERA WHIP	IP WLS BF H R ER SO BB IBB HBP BLK WP HR S P ERA WHIP	IP WLS BF H R ER SO BB IBB HBP BLK WP HR S P ERA WHIP	IP WLS BF H R ER SO BB IBB HBP BLK WP HR S P ERA WHIP	IP WLS BF H R ER SO BB IBB HBP BLK WP HR S P ERA WHIP	IP WLS BF H R ER SO BB IBB HBP BLK WP HR S P ERA WHIP	IP WLS BF H R ER SO BB IBB HBP BLK WP HR S P ERA WHIP	IP WLS BF H R ER SO BB IBB HBP BLK WP HR S P ERA WHIP	IP WLS BF H R ER SO BB IBB HBP BLK WP HR S P ERA WHIP	IP WLS BF H R ER SO BB IBB HBP BLK WP HR S P ERA WHIP	IP WLS BF H R ER SO BB IBB HBP BLK WP HR S P ERA WHIP	IP WLS BF H R ER SO BB IBB HBP BLK WP HR S P ERA WHIP	IP WLS BF H R ER SO BB IBB HBP BLK WP HR S P ERA WHIP	IP WLS BF H R ER SO BB IBB HBP BLK WP HR S P ERA WHIP	IP WLS BF H R ER SO BB IBB HBP BLK WP HR S P ERA WHIP	IP WLS BF H R ER SO BB IBB HBP BLK WP HR S P ERA WHIP
Tim Hudson, R ERA: 5.23 (1, 1)	5.1 L																				
Doug Jones, R ERA: 4.21 (6, 1)	0.2																				
Mike Magnante, L ERA: 4.45 (7, 1)	1.0																				
Jim Mecir, R ERA: 3.25 (8, 1)	1.0																				

livebaseballscores.com

AB	35
R	7
H	12
RBI	7
BB	2
SO	6
LOB	15



Batter	1	2	3	4	5	6	7	8	9	AB R H RBI BB SO LOB	TOP		
Terrence Long, L (1, 8) OBP: 0.339, SLG: 0.462	1-0 P3	3-1 HR	1-0 1B		2-2 2B 1B	1-2 G3-1			0-1 P4	6 2 3 6 0 0 2			
Randy Velarde, R (1, 4) OBP: 0.361, SLG: 0.414	2-1 F9	2-2 G6-3	3-3 1B		2-2 F7			1-2 G3	4-2 BB	5 0 0 0 1 1 4			
Jason Giambi, L (1, 10) OBP: 0.464, SLG: 0.612 Adam Platt, R (9, PH) OBP: 0.361, SLG: 0.544	4-2 FC6-4 BB	0-0 1B	2-3 1B		0-1 2B			4-1 BB	0-3 1B	3 0 2 2 2 1 2 1 0 0 0 0 1 1			
Mike Stanley, R (1, 3) OBP: 0.343, SLG: 0.417	2-2 FC6-4	0-1 F9			1-3 K	1-3 K		1-1 P4		5 0 0 0 0 2 4			
Ben Grieve, L (1, 7) OBP: 0.369, SLG: 0.510 Ryan Christenson, R (6, 7) OBP: 0.356, SLG: 0.385		0-1 1B HBP BB 1B	1-0 G3-1		4-1 S BB			3-2 F8	2-3 1B	3 1 1 0 1 0 0 1 0 0 0 0 1 1			
Miguel Tejada, R (1, 6) OBP: 0.348, SLG: 0.473		1-0 BB 1B HR HBP	2-0 1B 3 E 1B		0-0 F8			4-2 3 1B BB	0-3 1B	3 3 1 0 1 1 1			
Matt Stairs, L (1, 9) OBP: 0.319, SLG: 0.402		0-0 BB HR 1B	1-0 3 E 1B 1B		3-2 F9			3-1 3 1B 1B	3-2 F9	5 2 3 0 0 0 1			
3 Eric Chavez, L (1, 5) OBP: 0.349, SLG: 0.479		0-3 K	3-1 E2 1B		2-0 G4-3			1-2 1-2 2-H 1B	0-1 F8	5 1 1 1 0 1 4			
Sal Fasano, R (1, 2) OBP: 0.290, SLG: 0.413		4-0 HR BB	0-3 K 1B		0-1 2B 1B				0-1 F8	4 2 1 1 1 2 4			
Inning Stats	R: 0 H: 0 E: 0 LOB: 1 K: 0 BB: 1 S: 8 P: 17	R: 5 H: 4 E: 0 LOB: 1 K: 1 BB: 1 P: 24	R: 3 H: 3 E: 1 LOB: 2 K: 3 BB: 0 P: 30	R: 0 H: 0 E: 0 LOB: 1 K: 1 BB: 1 P: 16	R: 2 H: 3 E: 0 LOB: 1 K: 1 BB: 0 P: 21	R: 1 H: 2 E: 0 LOB: 2 K: 1 BB: 1 P: 30	R: 0 H: 0 E: 0 LOB: 1 K: 1 BB: 1 P: 19	R: 0 H: 0 E: 0 LOB: 0 K: 1 BB: 0 P: 11	R: 0 H: 0 E: 0 LOB: 1 K: 1 BB: 1 P: 13	1B: 10 SF: 0 2B: 1 SAC: 0 3B: 0 DP: 0 HR: 1 HBP: 1	WP: 1 PA: 48 PB: 0 SB: 1 CS: 0		
PITCHER	IP WLS BF H R ER SO BB IBB HBP BLK WP HR S P ERA WHIP											PITCHER	IP WLS BF H R ER SO BB IBB HBP BLK WP HR S P ERA WHIP
Steve Woodard, R (1, 1) ERA: 6.13	2.1 L 18 6 8 7 2 2 0 1 0 1 1 30 56 27.00 3.429												
Jamie Brewington, R (3, 1) ERA: 4.97	3.0 17 6 3 3 4 2 0 0 0 0 0 42 74 9.00 2.667												
Steve Reed, R (6, 1) ERA: 4.74	1.2 6 0 0 0 2 1 0 0 0 0 0 17 27 0.00 0.600												
Justin Speier, R (8, 1) ERA: 2.94	1.0 3 0 0 0 1 0 0 0 0 0 0 8 11 0.00 0.000												
Ricardo Rincon, L (9, 1) ERA: 0.84	1.0 4 0 0 0 1 1 0 0 0 0 0 9 13 0.00 1.000												

Oakland Athletics @ Cleveland Indians
 Jacobs Field, Cleveland, OH
 Thu Aug 24 2000, 7:05 PM EDT
 Att. 43,276 - Sunny - 74 F

livebaseballscorecards.com

AB 41
 R 11
 H 12
 RBI 10
 BB 6
 SO 10
 LOB 24



Batter	1	2	3	4	5	6	7	8	9	AB	R	H	RBI	BB	SO	LOB	
Kenny Lofton, L OBP: 0.358, SLG: 0.415 Jolbert Cabrera, R OBP: 0.304, SLG: 0.322	4-2 SH5-3 1B BB BB	0-2 F8		3-1 P6-3 2-3f				0-1 1B E 1B	1-1 FC6-4 FC1-8 1-2f	1-2 FC5 1-3 2-3f 3-H	2	1	0	0	1	0	2
Omar Vizquel, S OBP: 0.352, SLG: 0.381 John McDonald, R	4-2 SH5-3 1B BB	0-3 K			2-3 K			0-3 K	1-2 FC1-6 1-2f	2-2 F8	2	1	0	0	1	2	0
Roberto Alomar, S OBP: 0.352, SLG: 0.436 Bill Selby, L OBP: 0.269, SLG: 0.280	0-0 SH5-3 1-2 2-3		1-1 WP 2B		2-2 2B FC5-2 1B			1-3 K	2-2 F9		2	0	2	0	0	0	0
Manny Ramirez, R OBP: 0.445, SLG: 0.681	4-0 BB 1B IBB		2-3 K		2-2 FC5-2 1-3 2B			1-2 BB E 1B		3-2 F8	4	1	2	0	1	1	1
Travis Fryman, R OBP: 0.402, SLG: 0.528 Einar Diaz, R OBP: 0.316, SLG: 0.404	0-3 K		1-1 P4		3-1 FC5-2 2-3 3-H			0-1 E7 BB BB		2-2 BB 1B 1B	3	0	0	0	0	1	6
David Segui, S OBP: 0.396, SLG: 0.520	2-0 BB 1B		3-2 F8		2-3 K			4-2 BB		0-1 1B BB 1B	4	1	2	2	1	1	3
Jim Thome, L OBP: 0.416, SLG: 0.587	4-2 FC6-4 BB			4-1 P6-3 BB BB				2-0 E4 G5-4-3		4-0 1B 1B FC5 BB	1	1	0	1	4	0	0
Wil Cordero, R OBP: 0.329, SLG: 0.475	1-2 FC6-4 1-2f			2-3 K				1-1 F9		2-2 FC5 1B 1B	5	0	1	1	0	2	8
Sandy Alomar Jr., R OBP: 0.336, SLG: 0.431		0-0 G6-3		4-2 BB				2-2 G5-4-3 1-2f		0-0 FC6-4 1B	4	0	2	1	1	0	1

Inning Stats	R: 2	H: 1	E: 0	K: 1	S: 14	LOB: 3	BB: 4	P: 33	R: 0	H: 0	E: 0	K: 1	S: 8	LOB: 0	BB: 0	P: 8	R: 0	H: 1	E: 0	K: 1	S: 11	LOB: 1	BB: 0	P: 18	R: 0	H: 0	E: 0	K: 2	S: 15	LOB: 2	BB: 0	P: 26	R: 0	H: 0	E: 1	K: 0	S: 6	LOB: 0	BB: 0	P: 11	R: 2	H: 2	E: 1	K: 3	S: 22	LOB: 3	BB: 2	P: 34	R: 0	H: 1	E: 0	K: 0	S: 13	LOB: 1	BB: 0	P: 19	R: 3	H: 4	E: 1	K: 0	S: 21	LOB: 2	BB: 1	P: 35	1B: 9	2B: 3	3B: 0	HR: 0	SF: 0	SAC: 1	DP: 2	HBP: 0	WP: 1	PA: 47
--------------	------	------	------	------	-------	--------	-------	-------	------	------	------	------	------	--------	-------	------	------	------	------	------	-------	--------	-------	-------	------	------	------	------	-------	--------	-------	-------	------	------	------	------	------	--------	-------	-------	------	------	------	------	-------	--------	-------	-------	------	------	------	------	-------	--------	-------	-------	------	------	------	------	-------	--------	-------	-------	-------	-------	-------	-------	-------	--------	-------	--------	-------	--------

PITCHER	IP	WLS	BF	H	R	ER	SO	BB	IBB	HBP	BLK	WP	HR	S	P	ERA	WHIP
Barry Zito, L ERA: 3.48	(1, 1)	6.2	W	30	5	3	2	8	5	1	0	0	0	72	128	2.70	1.500
Jeff Tam, R ERA: 2.7	(7, 1)	1.1		9	2	1	0	1	2	0	0	0	0	26	43	0.00	3.000
Jason Isringhausen, R ERA: 3.83	(9, 1)	0.2		7	4	3	0	1	0	0	0	0	0	17	29	40.50	7.500
Jim Mecir, R ERA: 3.23	(9, 1)	0.1	S	1	0	0	0	0	0	0	0	0	0	4	6	0.00	0.000


BOTTOM

Oakland Athletics @ Cleveland Indians
Jacobs Field, Cleveland, OH
Thu Aug 24 2000, 7:05 PM EDT
Att: 43,276 - Sunny - 74 F

AB	37
R	7
H	11
RBI	6
BB	9
SO	9
LOB	31



PITCHER	IP	WLS	BF	H	R	ER	SO	BB	IBB	HBP	BLK	WP	HR	S	P	ERA	WHIP
---------	----	-----	----	---	---	----	----	----	-----	-----	-----	----	----	---	---	-----	------

Batter	1	2	3	4	5	6	7	8	9	AB R H RBI BB SO LOB	TOP											
Kenny Lofton, L OBP: 0.357, SLG: 0.421 (1, 8)	1-2 G3		0-0 F8			0-1 G4-3			0-0 HR	4 1 1 1 0 0 0												
Omar Vizquel, S OBP: 0.360, SLG: 0.379 (1, 6)	3-1 F7			4-2 G3 BB		1-2 F8			1-2 G4-3	3 0 0 0 1 0 0												
Roberto Alomar, S OBP: 0.354, SLG: 0.435 (1, 4)	1-2 1B			0-1 G3			1-1 F8		4-1 FC3-6 1B BB	3 0 1 0 1 0 1												
Manny Ramirez, R OBP: 0.443, SLG: 0.676 (1, 9)	2-2 G5-3			0-2 G6-3			2-0 F7		1-2 FC3-6 1B	4 0 1 0 0 0 2												
Jim Thome, L OBP: 0.415, SLG: 0.584 (1, 3)		2-1 G4-3		1-1 F7			2-1 1B		2-0 FC3-6	4 0 1 0 0 0 3												
David Segui, S OBP: 0.393, SLG: 0.515 (1, 10)		2-3 K			1-1 G5-3		3-3 K		1-3 K	4 0 0 0 0 3 3												
Travis Fryman, R OBP: 0.400, SLG: 0.525 (1, 5)		3-3 K			2-3 K			0-0 F9		3 0 0 0 0 2 0	AB 31 R 1 H 4 RBI 1 BB 2 SO 6 LOB 9											
Wil Cordero, R OBP: 0.327, SLG: 0.472 (1, 7)			0-0 F4		1-2 G6-3			0-2 G5-3		3 0 0 0 0 0 0												
Einar Diaz, R OBP: 0.311, SLG: 0.398 (1, 2)			3-3 K			0-2 P3		0-0 F8		3 0 0 0 0 1 0												
Inning Stats	R: 0 E: 0 K: 0 S: 13	H: 1 LOB: 1 BB: 0 P: 20	R: 0 E: 0 K: 2 S: 8	H: 0 LOB: 0 BB: 0 P: 15	R: 0 E: 0 K: 1 S: 6	H: 0 LOB: 0 BB: 0 P: 9	R: 0 E: 0 K: 0 S: 13	H: 0 LOB: 1 BB: 1 P: 18	R: 0 E: 0 K: 1 S: 8	H: 0 LOB: 0 BB: 0 P: 12	R: 0 E: 0 K: 0 S: 8	H: 0 LOB: 0 BB: 0 P: 9	R: 0 E: 0 K: 1 S: 12	H: 1 LOB: 1 BB: 0 P: 20	R: 0 E: 0 K: 0 S: 5	H: 0 LOB: 0 BB: 0 P: 5	R: 1 E: 0 K: 1 S: 12	H: 2 LOB: 2 BB: 1 P: 21	1B: 3 2B: 0 3B: 0 HR: 1	SF: 0 SAC: 0 DP: 0 HBP: 0	WP: 0 PB: 0 SB: 0 CS: 0	PA: 33
PITCHER	IP WLS BF H R ER SO BB IBB HBP BLK WP HR S P ERA WHIP																					
Matt Wise, R ERA: 2.93 (1, 1)	8.1 W 30 3 1 1 5 2 0 0 0 0 1 78 118 1.08 0.600																					
Shigetoshi Hasegawa, R ERA: 3.27 (9, 1)	0.2 S 3 1 0 0 1 0 0 0 0 0 0 7 11 0.00 1.500																					

Cleveland Indians @ Anaheim Angels
Edison International Field, Anaheim, CA

Fri Aug 25 2000, 10:05 PM EDT
Att. 41,452 - Cloudy - 82 F

livebaseballscorecards.com


Batter	1	2	3	4	5	6	7	8	9
Darin Erstad, L (1, 10) OBP: 0.411, SLG: 0.558	0-1 2B 1B		0-1 1B 1B		0-0 SH5-4 1-2 1B		2-2 BB HR 1B	2-3 K	
Orlando Palmeiro, L (1, 7) OBP: 0.392, SLG: 0.401	1-2 L9		0-2 F9		2-1 SH5-4 1-2 2-3		0-2 F9		
Mo Vaughn, L (1, 3) OBP: 0.378, SLG: 0.537	2-3 K		3-2 1B		3-3 K		4-2 HR 1-2 BB		
Tim Salmon, R (1, 9) OBP: 0.408, SLG: 0.567	0-2 1-H 2B		3-3 K		4-1 BB		0-1 1-H 2-H HR		
16 Garret Anderson, L (1, 8) OBP: 0.290, SLG: 0.512	2-2 G3		3-2 G4-3		0-0 G6-3		0-3 K		
Troy Glaus, R (1, 5) OBP: 0.403, SLG: 0.600		1-3 K		2-2 G5-3		2-3 K	3-3 K		
Adam Kennedy, L (1, 4) OBP: 0.307, SLG: 0.413		0-0 G5-3 1B		1-2 G3		2-2 F7		0-0 F9	
Bengie Molina, R (1, 2) OBP: 0.308, SLG: 0.413		1-0 G5-3 1-2		2-0 G5-3		4-2 BB	0-1 F7		
Kevin Stocker, S (1, 6) OBP: 0.354, SLG: 0.337		0-0 G6-3			1-0 SH5-4 1B 1B	3-2 G4-3		4-1 BB	

Inning Stats	R: 1 E: 0 K: 1 S: 14	H: 2 LOB: 1 BB: 0 P: 19	R: 0 E: 0 K: 1 S: 6	H: 1 LOB: 1 BB: 0 P: 8	R: 0 E: 0 K: 1 S: 19	H: 2 LOB: 2 BB: 0 P: 28	R: 0 E: 0 K: 0 S: 7	H: 0 LOB: 0 BB: 0 P: 12	R: 0 E: 0 K: 1 S: 11	H: 2 LOB: 3 BB: 1 P: 21	R: 0 E: 0 K: 1 S: 14	H: 0 LOB: 1 BB: 1 P: 25	R: 3 E: 0 K: 2 S: 18	H: 2 LOB: 0 BB: 1 P: 27	R: 0 E: 0 K: 1 S: 7	H: 0 LOB: 1 BB: 1 P: 13
--------------	-------------------------------	----------------------------------	------------------------------	---------------------------------	-------------------------------	----------------------------------	------------------------------	----------------------------------	-------------------------------	----------------------------------	-------------------------------	----------------------------------	-------------------------------	----------------------------------	------------------------------	----------------------------------

BOTTOM	
AB R H RBI BB SO LOB	5 2 4 0 0 1 1
	3 0 0 0 0 0 3
	3 1 1 0 1 2 3
	3 1 2 4 1 1 2
	4 0 0 0 0 1 6
	4 0 0 0 0 3 0
	4 0 1 0 0 0 0
	3 0 0 0 1 0 1
	3 0 1 0 1 0 2
1B: 7 2B: 1 3B: 0 HR: 1	SF: 0 SAC: 1 DP: 0 HBP: 0
WP: 0 PB: 0 SB: 0 CS: 0	PA: 37 ERA WHIP

Cleveland Indians @ Anaheim Angels
Edison International Field, Anaheim, CA

Fri Aug 25 2000, 10:05 PM EDT
Att: 41,452 - Cloudy - 82 F



PITCHER	IP	WLS	BF	H	R	ER	SO	BB	IBB	HBP	BLK	WP	HR	S	P	ERA	WHIP
Dave Burba, R ERA: 4.91	(1, 1)	6.1	L	30	8	3	3	5	3	0	0	0	0	79	127	4.26	1.737
Justin Speier, R ERA: 3.02	(7, 1)	1.2		7	1	1	3	1	0	0	0	0	1	17	26	5.40	1.200

Batter	1	2	3	4	5	6	7	8	9	AB	R	H	RBI	BB	SO	LOB	TOP								
Kenny Lofton, L (1, 8) OBP: 0.355, SLG: 0.418	1-3 K		0-0 G1-3		2-2 F7		3-1 FC6-4 HBP S 1B	1-1 G1-6-3		5	1	1	0	0	1	4									
Omar Vizquel, S (1, 6) OBP: 0.362, SLG: 0.380	1-1 G5-3			1-1 SF8 1B	2-0 G4-6-3		4-1 FC6-4 HBP 1B	3-1 1B		4	2	2	1	1	0	2									
Roberto Alomar, S (1, 4) OBP: 0.352, SLG: 0.435	2-2 2B			2-1 E1 2B		0-2 P3	0-0 F8	2-2 L6		5	1	1	0	0	0	4									
Manny Ramirez, R (1, 9) OBP: 0.445, SLG: 0.678	2-1 G5-3			1-0 SF8		1-2 G6-3 1B	3-2 FC6-4 HBP		4-2 HR BB	2	2	1	1	1	0	1									
David Segui, S (1, 3) OBP: 0.391, SLG: 0.514		2-0 F9		1-0 G4-3 2B		2-2 G6-3	0-0 FC6-4 1B		2-2 F9	5	0	1	2	0	0	4									
Travis Fryman, R (1, 5) OBP: 0.402, SLG: 0.531		2-1 G6-3		1-2 G4-3		4-2 1B BB	2-2 1B		0-1 HR	4	2	2	3	1	0	1									
Jim Thome, L (1, 10) OBP: 0.413, SLG: 0.579		1-0 G4-3		0-0 G2-3		1-0 FC5-4 1B	2-2 G4-3		3-2 G4-3	5	0	1	1	0	0	3									
Wil Cordero, R (1, 7) OBP: 0.328, SLG: 0.474			3-2 G5-3		1-0 2B	2-2 FC5-4 1B		0-1 E3 1B		4	0	2	1	0	0	0									
Jolbert Cabrera, R (8, PR) OBP: 0.302, SLG: 0.320						1-2 1B			0-1 F2	1	1	0	0	0	0	0									
Sandy Alomar Jr., R (1, 2) OBP: 0.338, SLG: 0.430			1-1 G4-3		4-0 G4-6-3 BB	0-0 FC5-4		1-2 G1-6-3 1B		3	0	1	0	1	0	2									
Inning Stats	R: 0 E: 0 K: 1 S: 11	H: 1 LOB: 1 BB: 0 P: 17	R: 0 E: 0 K: 0 S: 4	H: 0 LOB: 0 BB: 0 P: 9	R: 0 E: 0 K: 0 S: 6	H: 0 LOB: 0 BB: 0 P: 10	R: 2 E: 1 K: 0 S: 10	H: 2 LOB: 1 BB: 0 P: 16	R: 0 E: 0 K: 0 S: 5	H: 1 LOB: 1 BB: 1 P: 14	R: 2 E: 0 K: 0 S: 19	H: 3 LOB: 2 BB: 1 P: 29	R: 2 E: 0 K: 0 S: 15	H: 2 LOB: 2 BB: 1 P: 29	R: 1 E: 1 K: 0 S: 12	H: 2 LOB: 1 BB: 0 P: 19	R: 2 E: 0 K: 0 S: 12	H: 1 LOB: 0 BB: 1 P: 21	1B: 7 2B: 4 3B: 0 HR: 1	SF: 1 SAC: 0 DP: 2 HBP: 1	WP: 0 PB: 0 SB: 1 CS: 0	PA: 44			
PITCHER	IP	WLS	BF	H	R	ER	SO	BB	IBB	HBP	BLK	WP	HR	S	P	ERA	WHIP								
Scott Schoeneweis, L (1, 1) ERA: 5.19	6.0	L	29	8	6	6	1	3	0	0	0	0	0	58	105	9.00	1.833								
Mark Petkovsek, R (7, 1) ERA: 4.52	0.2		4	1	0	0	0	0	0	1	0	0	0	9	14	0.00	1.500								
Juan Alvarez, L (7, 1) ERA: 7.71	0.1		1	0	0	0	0	0	0	0	0	0	0	3	5	0.00	0.000								
Lou Pote, R (8, 1) ERA: 4.38	1.0		5	2	1	0	0	0	0	0	0	0	0	12	19	0.00	2.000								
Troy Perovial, R (9, 1) ERA: 5.18	1.0		5	1	2	2	0	1	0	0	0	0	1	12	21	18.00	2.000								

Cleveland Indians @ Anaheim Angels
Edison International Field, Anaheim, CA

Sat Aug 26 2000, 10:05 PM EDT
Att. 37,697 - Sunny - 79 F

livebaseballscorecards.com

AB	38
R	9
H	12
RBI	9
BB	4
SO	1
LOB	21



Batter	1	2	3	4	5	6	7	8	9	AB	R	H	RBI	BB	SO	LOB
Darin Erstad, L (1, 10) OBP: 0.409, SLG: 0.555	2-3 K		0-2 FC3-6		1-0 F9		0-1 G4-3	0-0 1B		5	0	1	1	0	1	1
Kevin Stocker, S (1, 6) OBP: 0.351, SLG: 0.333	4-1 BB		2-0 F8		1-1 F9		3-2 G4-3	3-2 SF8		3	0	0	1	1	0	1
Mo Vaughn, L (1, 3) OBP: 0.375, SLG: 0.532	2-3 K		2-3 K		1-3 K		0-1 F8	3-1 G1-3		5	0	0	0	0	3	4
Tim Salmon, R (1, 9) OBP: 0.411, SLG: 0.567	2-2 F9			4-1 16 1B FC6-4		3-1 BB 16 1B 1B		4-1 16 1B 1B	1-1 DI 1B	3	2	2	0	2	0	1
16 Garret Anderson, L (1, 8) OBP: 0.294, SLG: 0.515		0-1 1B		0-2 FC6-4 1B		0-1 BB 1B		3-2 1B 1B 1B	0-3 K	5	1	4	0	0	1	1
Troy Glaus, R (1, 5) OBP: 0.402, SLG: 0.596		0-3 K		0-2 FC6-4 F9 BB 1-2f 3-H		1-3 K		1-2 BB 1B 1B	3-1 F7	5	1	1	2	0	2	5
Adam Kennedy, L (1, 4) OBP: 0.306, SLG: 0.410		2-1 F8		4-1 BB BB BB 1-2 BB		1-2 F8		1-3 K	2-2 G4-3	4	0	0	0	1	1	6
Bengie Molina, R (1, 2) OBP: 0.310, SLG: 0.413		2-1 G5-3		0-0 F9		4-0 BB BB BB 1-2 2-3 BB		1-0 1B BB SF8 1B		3	1	1	0	1	0	3
Ron Gant, R (1, 7) OBP: 0.322, SLG: 0.488			4-2 FC3-6 BB		2-3 K		2-3 K	4-2 1-2 2-3 3-H BB		2	0	0	1	2	2	5

Inning Stats	R: 0	H: 0	E: 0	K: 2	S: 11	H: 0	LOB: 1	BB: 1	P: 21	R: 0	H: 1	E: 0	K: 1	S: 10	H: 1	LOB: 1	BB: 0	P: 13	R: 0	H: 0	E: 0	K: 1	S: 10	H: 1	LOB: 1	BB: 1	P: 18	R: 1	H: 1	E: 0	K: 1	S: 12	R: 0	H: 0	E: 0	K: 1	S: 6	R: 0	H: 2	E: 0	K: 2	S: 14	R: 0	H: 0	E: 0	K: 0	S: 8	R: 4	H: 4	E: 0	K: 1	S: 25	R: 0	H: 1	E: 0	K: 1	S: 12	1B: 9	2B: 0	3B: 0	HR: 0	SF: 1	SAC: 0	DP: 0	HBP: 0	WP: 0	PA: 43
--------------	------	------	------	------	-------	------	--------	-------	-------	------	------	------	------	-------	------	--------	-------	-------	------	------	------	------	-------	------	--------	-------	-------	------	------	------	------	-------	------	------	------	------	------	------	------	------	------	-------	------	------	------	------	------	------	------	------	------	-------	------	------	------	------	-------	-------	-------	-------	-------	-------	--------	-------	--------	-------	--------


PITCHER	IP	WLS	BF	H	R	ER	SO	BB	IBB	HBP	BLK	WP	HR	S	P	ERA	WHIP
Jason Bere, R (1, 1) ERA: 4.93	5.2	W	26	4	1	1	7	5	0	0	0	0	0	60	103	1.59	1.588
Paul Shuey, R (6, 1) ERA: 3.63	1.1	H	6	1	2	2	1	1	0	0	0	0	0	17	29	13.50	1.500
Steve Karsay, R (8, 1) ERA: 3.22	0.2		6	3	2	2	1	1	0	0	0	0	0	17	27	27.00	6.000
Ricardo Rincon, L (8, 1) ERA: 0.82	0.1	H	1	0	0	0	0	0	0	0	0	0	0	2	5	0.00	0.000
Bob Wickman, R (9, 1) ERA: 3.32	1.0		4	1	0	0	1	0	0	0	0	0	0	12	18	0.00	1.000

BOTTOM

Cleveland Indians @ Anaheim Angels
Edison International Field, Anaheim, CA

Sat Aug 26 2000, 10:05 PM EDT
Att: 37,697 - Sunny - 79 F

AB	35
R	5
H	9
RBI	5
BB	7
SO	10
LOB	27



Batter	1	2	3	4	5	6	7	8	9	AB R H RBI BB SO LOB	TOP																									
Kenny Lofton, L OBP: 0.353, SLG: 0.414 (1, 8)	4-2 HR BB	1-1 F8		0-0 G4-3		1-0 F8	1-1 SF8		1-0 F8	4 1 0 1 1 0 1																										
Omar Vizquel, S OBP: 0.367, SLG: 0.388 (1, 6)	0-1 HR 1-H	4-0 BB		4-2 S 2B BB		3-2 G5-3 BB 1B	4-1 HR BB		3-2 G6-3	3 3 2 2 3 0 0																										
Roberto Alomar, S OBP: 0.354, SLG: 0.444 (1, 4)	3-2 F8	0-1 F7		2-2 FC6-4 1-H 2B		4-1 G5-3 BB	1-0 HR			4 1 2 5 1 0 2																										
Manny Ramirez, R OBP: 0.447, SLG: 0.682 (1, 9)	0-0 1B 2B			4-0 FC6-4 IBB		1-2 G5-3 BB	3-2 1B 2B			4 1 2 0 1 0 2																										
David Segui, S OBP: 0.393, SLG: 0.514 (1, 10)	2-0 2B 1B			2-1 FC6-4 1-2f 2-3		1-1 G6-3	2-1 1B			5 0 3 1 0 0 4																										
Travis Fryman, R OBP: 0.402, SLG: 0.530 (1, 5)	2-3 K			0-0 FC3-2 1B		0-3 K	2-0 1B BB SF8 1B		0-0 F9	5 1 2 0 0 2 1																										
Jim Thome, L OBP: 0.415, SLG: 0.580 (1, 3)	0-0 2B			0-0 FC3-2 1-2 3-H		4-2 FC4 BB	4-0 BB HR BB		2-3 K	3 1 1 0 2 1 2																										
Wil Cordero, R OBP: 0.327, SLG: 0.473 (1, 7)				0-0 F8		1-2 L7	0-2 F7		1-2 G5-3	5 0 1 0 0 0 5																										
Sandy Alomar Jr., R OBP: 0.337, SLG: 0.428 (1, 2)				1-1 SH1-3 2B		1-1 F7	1-0 FC4 1-2f		1-1 F9	4 1 1 0 0 0 1																										
Inning Stats	R: 3 E: 0 K: 1 S: 18	H: 4 LOB: 2 BB: 1 P: 29	R: 0 E: 0 K: 0 S: 8	H: 1 LOB: 2 BB: 1 P: 15	R: 0 E: 0 K: 0 S: 8	H: 2 LOB: 0 BB: 0 P: 8	R: 1 E: 0 K: 0 S: 12	H: 1 LOB: 2 BB: 2 P: 25	R: 0 E: 0 K: 1 S: 9	H: 0 LOB: 1 BB: 1 P: 15	R: 0 E: 0 K: 0 S: 12	H: 1 LOB: 2 BB: 1 P: 22	R: 5 E: 0 K: 0 S: 19	H: 5 LOB: 2 BB: 2 P: 39	R: 0 E: 0 K: 1 S: 7	H: 0 LOB: 0 BB: 0 P: 10	R: 0 E: 0 K: 0 S: 9	H: 0 LOB: 0 BB: 0 P: 14	1B: 7 2B: 5 3B: 0 HR: 2	SF: 1 SAC: 1 DP: 0 HBP: 0	WP: 0 PB: 0 SB: 1 CS: 0	PA: 47														
PITCHER	IP WLS BF H R ER SO BB IBB HBP BLK WP HR S P ERA WHIP																																			
Kent Mercker, L ERA: 5.71 (1, 1)	3.2		22	8	4	4	1	3	1	0	0	0	1	44	73	9.82	3.000																			
Al Levine, R ERA: 3.4 (4, 1)	2.1	W	11	2	1	1	1	2	0	0	0	0	0	24	44	3.86	1.714																			
Mike Holtz, L ERA: 5.35 (7, 1)	0.2		5	1	0	0	0	2	0	0	0	0	0	9	21	0.00	4.500																			
Mark Petkovsek, R ERA: 4.65 (7, 1)	0.1	H	3	3	4	4	0	0	0	0	0	0	1	9	15	108.00	9.000																			
Shigetoshi Hasegawa, R ERA: 3.19 (8, 1)	2.0	S	6	0	0	0	1	0	0	0	0	0	0	16	24	0.00	0.000																			

Cleveland Indians @ Anaheim Angels
Edison International Field, Anaheim, CA

Sun Aug 27 2000, 8:05 PM EDT
Att. 31,504 - Cloudy - 79 F

livebaseballscorecards.com

AB	37
R	9
H	14
RBI	9
BB	8
SO	3
LOB	18



Batter	1	2	3	4	5	6	7	8	9	AB R H RBI BB SO LOB
Darin Erstad, L OBP: 0.410, SLG: 0.554 (1, 10)	3-1 G4-3 ①		1-2 HR 1B	0-0 G5-4-3 1-2f ②		2-2 2B 1B	4-0 IBB			4 2 2 1 1 0 1
Troy Glaus, R OBP: 0.401, SLG: 0.600 (1, 5)	0-0 P4 ②		3-1 HR 1B	3-3 K ③		4-2 2B 1B BB	2-1 L5-4 ② ③			4 2 1 2 1 1 2
Tim Salmon, R OBP: 0.417, SLG: 0.579 (1, 9)	4-2 BB		4-2 BB 16 FC3-2 1B BB		0-1 HR	0-0 1B 2B	2-2 E1 SH1-4 FC5-2 1B			3 2 3 3 2 0 0
Mo Vaughn, L OBP: 0.377, SLG: 0.531 (1, 3)	2-3 K ③		0-0 16 FC3-2 1B 1B		3-2 P2	1-0 1B 1B	4-0 FC5-2 SH1-4 IBB			4 1 2 2 1 1 1
Ron Gant, R OBP: 0.328, SLG: 0.492 Orlando Palmeiro, L OBP: 0.392, SLG: 0.401 (1, 7) (8, PH) (9, 7)		0-0 FC4-6 1B	4-0 16 FC3-2 1B BB		2-0 16 G6-4-3 1B	1-2 1B	1-0 SH1-4 ①			3 1 3 0 1 0 0 0 0 0 0 0 0 0
16 Garret Anderson, L OBP: 0.294, SLG: 0.511 (1, 8)		1-3 K ①	2-1 FC3-2 FC6-4 1B		0-1 G6-4-3 1-2f ② ③	1-0 F8 ②	4-0 FC5-2 IBB			4 0 0 0 1 1 7
Bengie Molina, R OBP: 0.308, SLG: 0.410 (1, 2)		0-1 FC4-6 FC4-6 1-2f ②	2-1 FC6-4 1B		0-1 F8 ②	0-1 G6-3 ②	0-0 FC5-2 ②			5 0 1 2 0 0 6
Adam Kennedy, L OBP: 0.307, SLG: 0.410 (1, 4)		1-2 FC4-6 1-2f ③	1-0 FC6-4 ③			3-2 1B 1B	2-2 L5-4 SH3-4 1B			5 1 2 0 0 0 6
Benji Gil, R OBP: 0.314, SLG: 0.345 (1, 6)			0-0 B1-3 ①	2-1 G5-4-3 1B		1-1 S 1B 2B 1B	1-0 SH3-4 ①			3 1 2 0 0 0 0

Inning Stats	R: 0	H: 0	E: 0	K: 10	S: 10	H: 1	LOB: 1	BB: 1	P: 19	R: 0	H: 1	E: 0	K: 10	S: 10	R: 4	H: 4	E: 0	K: 10	S: 14	R: 0	H: 1	E: 0	K: 10	S: 6	R: 1	H: 2	E: 0	K: 0	S: 8	R: 5	H: 6	E: 0	K: 0	S: 20	R: 0	H: 1	E: 0	K: 0	S: 7	R: 0	H: 1	E: 1	K: 0	S: 9	H: 1	LOB: 3	BB: 2	P: 21	1B: 13	SF: 0	2B: 2	SAC: 2	3B: 0	DP: 3	HR: 2	HBP: 0	WP: 0	PA: 44
--------------	------	------	------	-------	-------	------	--------	-------	-------	------	------	------	-------	-------	------	------	------	-------	-------	------	------	------	-------	------	------	------	------	------	------	------	------	------	------	-------	------	------	------	------	------	------	------	------	------	------	------	--------	-------	-------	--------	-------	-------	--------	-------	-------	-------	--------	-------	--------

PITCHER	IP	WLS	BF	H	R	ER	SO	BB	IBB	HBP	BLK	WP	HR	S	P	ERA	WHIP
Chuck Finley, L ERA: 4.38 (1, 1)	5.1	L	28	11	8	8	3	3	0	0	0	0	2	57	101	13.50	2.625
Justin Speier, R ERA: 3.33 (6, 1)	0.2		6	3	2	2	0	1	0	0	0	0	0	11	18	27.00	6.000
Steve Reed, R ERA: 4.63 (7, 1)	1.0		4	1	0	0	0	0	1	0	0	0	0	7	15	0.00	1.000
Steve Karsay, R ERA: 3.17 (8, 1)	1.0		6	1	0	0	0	0	2	0	0	0	0	9	21	0.00	1.000


BOTTOM

Cleveland Indians @ Anaheim Angels
Edison International Field, Anaheim, CA

Sun Aug 27 2000, 8:05 PM EDT
Att: 31,504 - Cloudy - 79 F

livebaseballscorecards.com

AB	35
R	10
H	16
RBI	10
BB	7
SO	3
LOB	23



Batter	1	2	3	4	5	6	7	8	9	AB R H RBI BB SO LOB	TOP											
Kenny Lofton, L (1, 8) OBP: 0.356, SLG: 0.419	2-2 FC4-6 1B 1B	2-1 FC4-6 1B 1-2f	0-0 G3-1			1-1 G6-3 1B		0-0 E 2B		5 2 3 0 0 0 4												
Omar Vizquel, S (1, 6) OBP: 0.367, SLG: 0.388	3-1 FC4-6 1B	3-2 F8			1-3 K	0-0 G6-3		2-0 E8 1B 2-H		5 0 2 0 0 1 2												
Roberto Alomar, S (1, 4) OBP: 0.355, SLG: 0.449	0-1 FC4-6 HBP FC4-6 1B 1-2f 2-3		1-1 HR		3-2 FC6-4 HBP	2-2 F7		1-3 K		4 2 1 1 0 1 4												
Manny Ramirez, R (1, 9) OBP: 0.444, SLG: 0.674	1-1 FC4-6 HBP 1B 1-2 3-H		1-3 K		1-3 K	3-2 F8		3-3 K		5 0 1 1 0 3 3												
David Segui, S (1, 3) OBP: 0.393, SLG: 0.512	2-2 FC4-6 HBP 1B 1-2 2-3		0-2 1B E 1B 1B 1-2f		0-0 FC6-4		0-0 G5-3		1-1 F9	4 1 1 0 0 0 1												
Travis Fryman, R (1, 5) OBP: 0.402, SLG: 0.526	0-0 FC4-6 1B 1-2f 2-3 3-H		0-0 E5 1B 1B 1-2		1-0 L6		4-2 BB		4-1 CS BB	3 0 0 1 2 0 3												
Jim Thome, L (1, 10) OBP: 0.413, SLG: 0.574	0-0 F8		1-0 F8		4-2 FC6-4 BB	3-1 F2		3-2 F8		4 0 0 0 1 0 6												
Wil Cordero, R (1, 7) OBP: 0.327, SLG: 0.471			1-3 K		1-1 FC6-4	1-1 F9		1-2 CS		4 0 1 0 0 1 2												
Jolbert Cabrera, R (9, 7) OBP: 0.302, SLG: 0.320			1-2 2-3 1B		1-2 2-3 1B	1-2f 1B		1-2 1B		0 0 0 0 0 0 0												
Einar Diaz, R (1, 2) OBP: 0.315, SLG: 0.400			1-1 FC4-6 1B		1-1 F9			0-1 G3-1		4 0 2 1 0 0 1												
Inning Stats	R: 2 E: 0 K: 0 S: 13	H: 3 LOB: 2 BB: 0 P: 21	R: 0 E: 0 K: 1 S: 12	H: 1 LOB: 1 BB: 0 P: 19	R: 2 E: 1 K: 1 S: 16	H: 4 LOB: 3 BB: 0 P: 23	R: 0 E: 0 K: 2 S: 10	H: 0 LOB: 1 BB: 0 P: 15	R: 0 E: 0 K: 0 S: 7	H: 0 LOB: 1 BB: 1 P: 13	R: 0 E: 0 K: 0 S: 9	H: 1 LOB: 1 BB: 0 P: 15	R: 0 E: 0 K: 0 S: 7	H: 0 LOB: 1 BB: 1 P: 15	R: 1 E: 1 K: 2 S: 11	H: 2 LOB: 1 BB: 0 P: 17	R: 0 E: 0 K: 0 S: 8	H: 0 LOB: 0 BB: 1 P: 17	1B: 9 2B: 1 3B: 0 HR: 1	SF: 0 SAC: 0 DP: 0 HBP: 2	WP: 0 PB: 0 SB: 1 CS: 1	PA: 44
PITCHER	IP WLS BF H R ER SO BB IBB HBP BLK WP HR S P ERA WHIP												PITCHER	IP WLS BF H R ER SO BB IBB HBP BLK WP HR S P ERA WHIP								
Kenny Rogers, L (1, 1) ERA: 4.48	7.0 L 35 9 4 3 4 2 0 2 0 0 0 1 74 121 3.86 1.571																					
Darwin Cubillan, R (8, 1) ERA: 6.26	2.0 8 2 1 0 2 1 0 0 0 0 0 0 19 34 0.00 1.500																					

Cleveland Indians @ Texas Rangers
The Ballpark at Arlington, Arlington, TX

Mon Aug 28 2000, 8:05 PM EDT
Att. 22,134 - Sunny - 98 F

livebaseballscorecards.com

AB	38
R	5
H	11
RBI	4
BB	3
SO	6
LOB	26



Batter	1	2	3	4	5	6	7	8	9	AB	R	H	RBI	BB	SO	LOB
Frank Catalanotto, L (1, 10) OBP: 0.397, SLG: 0.510	4-2 BB		1-1 F7			0-0 F8		2-2 1B		3	0	1	0	1	0	0
Luis Alica, S (1, 4) OBP: 0.352, SLG: 0.379	1-3 K		3-2 G3-1			0-0 F8		0-3 K		4	0	0	0	0	2	2
29 Rusty Greer, L (1, 7) OBP: 0.373, SLG: 0.464	2-3 K				1-0 G3-1		0-1 1B	1-0 G5-3		4	0	1	0	0	1	2
Rafael Palmeiro, L (1, 3) OBP: 0.389, SLG: 0.540	3-3 K				2-0 G6-4-3 1B		0-1 P6		0-1 F2	4	0	1	0	0	1	2
Gabe Kapler, R (1, 8) OBP: 0.339, SLG: 0.447					0-0 G6-4-3 1-2f		2-3 K		2-1 1B	4	0	1	0	0	2	2
Ricky Ledee, L (1, 9) OBP: 0.318, SLG: 0.375					4-2 G6-3 BB		1-0 F8		3-2 L3	3	0	0	0	1	0	2
Bill Haselman, R (1, 2) OBP: 0.307, SLG: 0.441					3-2 G6-3		1-2 G6-3		1-1 HR 1B	4	1	1	0	0	0	2
Mike Lamb, L (1, 5) OBP: 0.336, SLG: 0.400					1-2 F8		2-1 P6		2-0 HR 1-H	3	1	1	2	0	0	1
Royce Clayton, R (1, 6) OBP: 0.297, SLG: 0.391					1-1 G4-3		1-1 F7		1-1 G3-1	3	0	0	0	0	0	0

Inning Stats	R: 0	H: 0	E: 0	K: 3	S: 13	LOB: 1	BB: 1	P: 23	R: 0	H: 0	E: 0	K: 1	S: 15	LOB: 1	BB: 1	P: 23	R: 0	H: 0	E: 0	K: 0	S: 7	LOB: 0	BB: 0	P: 12	R: 0	H: 1	E: 0	K: 0	S: 3	LOB: 0	BB: 0	P: 6	R: 0	H: 0	E: 0	K: 0	S: 6	LOB: 0	BB: 0	P: 10	R: 0	H: 0	E: 0	K: 0	S: 4	LOB: 0	BB: 0	P: 5	R: 0	H: 1	E: 0	K: 1	S: 10	LOB: 1	BB: 0	P: 13	R: 2	H: 3	E: 0	K: 1	S: 14	LOB: 1	BB: 0	P: 21	R: 0	H: 1	E: 0	K: 0	S: 11	LOB: 1	BB: 0	P: 18	1B: 5	SF: 0	2B: 0	SAC: 0	3B: 0	DP: 1	HR: 1	HBP: 0	WP: 0	PA: 34
PITCHER	IP	WLS	BF	H	R	ER	SO	BB	IBB	HBP	BLK	WP	HR	S	P	ERA	WHIP																																																																	
Bartolo Colon, R (1, 1) ERA: 4.43	8.0	W	30	5	2	2	6	2	0	0	0	0	0	72	113	2.25	0.875																																																																	
Bob Wickman, R (9, 1) ERA: 3.26	1.0	S	4	1	0	0	0	0	0	0	0	0	0	11	18	0.00	1.000																																																																	

BOTTOM

Cleveland Indians @ Texas Rangers
The Ballpark at Arlington, Arlington, TX

Mon Aug 28 2000, 8:05 PM EDT
Att. 22,134 - Sunny - 98 F

livebaseballscores.com

AB	32
R	2
H	6
RBI	2
BB	2
SO	6
LOB	13



Batter	1	2	3	4	5	6	7	8	9	AB R H RBI BB SO LOB	TOP											
Kenny Lofton, L (1, 8) OBP: 0.360, SLG: 0.423 Bill Selby, L (8, 4) OBP: 0.269, SLG: 0.280	F7		BB 1B	WP 1B		2B 2B	2B BB	G5-3		5 2 3 1 1 0 1 0 0 0 0 0 0 0												
Omar Vizquel, S (1, 6) OBP: 0.369, SLG: 0.391 John McDonald, R (7, 6)	E6		BB 1B	BB 1B		P7	G3-1 HR 2B	F8		4 1 2 2 1 0 1 1 0 0 0 0 0 1												
Roberto Alomar, S (1, 4) OBP: 0.355, SLG: 0.449 Jolbert Cabrera, R (7, 4) OBP: 0.300, SLG: 0.318	G5-4-3		BB 1B	K		E 2B	G3-1	G4-3		4 0 1 1 1 1 4 1 0 0 0 0 0 1												
Manny Ramirez, R (1, 9) OBP: 0.442, SLG: 0.680			F8			F8	K			6 1 2 2 0 2 4												
Jim Thome, L (1, 10) OBP: 0.414, SLG: 0.578							E4 BB			4 3 1 1 2 1 2												
David Segui, S (1, 3) OBP: 0.396, SLG: 0.519										4 2 2 2 2 1 1												
Travis Fryman, R (1, 5) OBP: 0.400, SLG: 0.523										5 0 1 1 0 1 5												
Wil Cordero, R (1, 7) OBP: 0.325, SLG: 0.473										5 1 1 0 0 0 2												
Sandy Alomar Jr., R (1, 2) OBP: 0.339, SLG: 0.427 Einar Diaz, R (7, 2) OBP: 0.318, SLG: 0.400										3 2 1 1 0 0 1 0 0 0 0 1 0 0												
Inning Stats	R: 0 E: 1 K: 0 S: 11	H: 0 LOB: 0 BB: 0 P: 17	R: 0 E: 0 K: 0 S: 9	H: 1 LOB: 1 BB: 0 P: 14	R: 0 E: 0 K: 0 S: 9	H: 2 LOB: 3 BB: 1 P: 17	R: 3 E: 0 K: 1 S: 16	H: 4 LOB: 2 BB: 2 P: 32	R: 2 E: 1 K: 0 S: 14	H: 1 LOB: 1 BB: 1 P: 23	R: 1 E: 1 K: 1 S: 14	H: 2 LOB: 3 BB: 1 P: 23	R: 5 E: 0 K: 1 S: 20	H: 3 LOB: 1 BB: 2 P: 39	R: 1 E: 0 K: 0 S: 7	H: 1 LOB: 1 BB: 1 P: 12	R: 0 E: 0 K: 3 S: 9	H: 0 LOB: 0 BB: 0 P: 12	1B: 6 2B: 4 3B: 1 HR: 3	SF: 0 SAC: 0 DP: 2 HBP: 1	WP: 1 PB: 0 SB: 0 CS: 0	PA: 51
PITCHER	IP WLS BF H R ER SO BB IBB HBP BLK WP HR S P ERA WHIP																					
Ryan Glynn, R (1, 1) ERA: 5.06 Francisco Cordero, R (6, 1) ERA: 5.6 40 Matt Perisho, L (7, 1) ERA: 7.35	5.0 L 27 8 5 5 1 4 0 0 0 1 1 59 103 9.00 2.400																					
	1.2 13 4 5 5 1 2 0 1 0 0 1 28 46 27.00 3.600																					
	2.1 11 2 2 2 4 2 0 0 0 0 1 22 40 7.71 1.714																					

Cleveland Indians @ Texas Rangers
 The Ballpark at Arlington, Arlington, TX

Tue Aug 29 2000, 8:05 PM EDT
 Att. 22,389 - Sunny - 96 F

livebaseballscorecards.com

AB 42
 R 12
 H 14
 RBI 11
 BB 8
 SO 6
 LOB 23



Batter	1	2	3	4	5	6	7	8	9	AB	R	H	RBI	BB	SO	LOB
Frank Catalanotto, L (1, 4) OBP: 0.399, SLG: 0.515	1-2 P6		2-2 F8 2B		3-2 G4-3			2-2 G4-3 1B		4	0	2	0	0	0	0
Luis Alcega, S (1, 10) OBP: 0.349, SLG: 0.376	1-0 G6-3		0-1 F8			1-1 F9		2-1 G4-3		4	0	0	0	0	0	2
29 Rusty Greer, L (1, 7) Scarborough Green, S (8, 8) OBP: 0.237, SLG: 0.200	0-0 F8		4-2 BB			3-1 F8		2-3 K		2	0	0	0	1	0	0
Rafael Palmeiro, L (1, 3) Pedro Valdes, L (8, 9) OBP: 0.091, SLG: 0.091		0-1 G1-3	0-3 K			1-0 HR			1-0 F8	3	1	1	1	0	1	2
Gabe Kapler, R (1, 8) Mike Lamb, L (8, 5) OBP: 0.335, SLG: 0.399		1-2 P4		0-1 G1-3		2-2 G5-3			0-0 F7	3	0	0	0	0	0	0
Ricky Ledee, L (1, 9) OBP: 0.318, SLG: 0.374		2-0 1B 1B		1-0 F8					1-0 G4-3	4	0	1	0	0	1	0
Bill Haselman, R (1, 2) OBP: 0.313, SLG: 0.445		0-2 1B		1-2 G5-3						3	0	2	0	0	0	0
Royce Clayton, R (1, 6) B.J. Waszgis, R (8, 3) OBP: 0.250, SLG: 0.267		3-2 G4-3		2-2 F7					0-1 L9	3	0	0	0	0	0	3
Scott Sheldon, R (1, 5) OBP: 0.329, SLG: 0.429			1-2 G5-3		1-1 G1-3				2-3 K	0	0	0	0	0	1	1

Inning Stats		R: 0	H: 0	R: 0	H: 2	R: 0	H: 1	R: 0	H: 0	R: 1	H: 1	R: 0	H: 1	R: 0	H: 1	R: 0	H: 0	R: 0	H: 0	R: 0	H: 0	R: 0	H: 0	1B: 4	SF: 0	WP: 0	PA: 33
		E: 0	LOB: 0	E: 0	LOB: 2	E: 0	LOB: 2	E: 0	LOB: 0	E: 0	LOB: 0	E: 0	LOB: 1	E: 0	LOB: 1	E: 0	LOB: 0	E: 0	LOB: 0	E: 0	LOB: 0	E: 0	LOB: 0	2B: 1	SAC: 0	PB: 0	
		K: 0	BB: 0	K: 0	BB: 0	K: 1	BB: 1	K: 0	BB: 0	K: 2	BB: 0	K: 2	BB: 0	K: 1	BB: 0	K: 0	BB: 0	K: 0	BB: 0	K: 0	BB: 0	K: 0	BB: 0	3B: 0	DP: 1	SB: 0	
		S: 5	P: 7	S: 17	P: 23	S: 15	P: 22	S: 7	P: 9	S: 9	P: 16	S: 12	P: 18	S: 12	P: 15	S: 9	P: 15	S: 3	P: 5	S: 3	P: 5	S: 3	P: 5	HR: 1	HBP: 0	CS: 0	
PITCHER	IP	WLS	BF	H	R	ER	SO	BB	IBB	HBP	BLK	WP	HR	S	P	ERA	WHIP										
Steve Woodard, R (1, 1) ERA: 5.9	6.0	W	23	4	1	1	1	1	0	0	0	0	1	65	95	1.50	0.833										
Steve Reed, R (7, 1) ERA: 4.53	1.0		4	1	0	0	2	0	0	0	0	0	0	12	15	0.00	1.000										
Jamie Brewington, R (8, 1) ERA: 4.85	1.0		3	1	0	0	1	0	0	0	0	0	0	9	15	0.00	1.000										
Justin Speier, R (9, 1) ERA: 3.27	1.0		3	0	0	0	0	0	0	0	0	0	0	3	5	0.00	0.000										

BOTTOM

Cleveland Indians @ Texas Rangers
The Ballpark at Arlington, Arlington, TX

Tue Aug 29 2000, 8:05 PM EDT
Att. 22,389 - Sunny - 96 F

livebaseballscorecards.com

AB	32
R	1
H	6
RBI	1
BB	1
SO	4
LOB	8



Batter	1	2	3	4	5	6	7	8	9	AB R H RBI BB SO LOB	TOP											
Kenny Lofton, L (1, 8) OBP: 0.362, SLG: 0.428	3-1 FC4-6 1B		1-2 F8	3-3 K			1-0 G1-3 2B 2-H	2-2 1B 1-H 3-H		5 1 3 3 0 1 1	Cleveland Indians @ Texas Rangers The Ballpark at Arlington, Arlington, TX Wed Aug 30 2000, 8:05 PM EDT Att. 24,215 - Sunny - 99 F											
Omar Vizquel, S (1, 6) OBP: 0.368, SLG: 0.389	2-2 F7		1-2 2B 1B			1-3 K	0-2 G1-3 2-3	2-2 L9		5 0 1 0 0 1 4												
Roberto Alomar, S (1, 4) OBP: 0.356, SLG: 0.453	2-1 FC4-6 1B 1-2f		0-2 2B 1-3			0-1 G6-3	1-0 2B 3-H		0-0 G5-3	5 0 2 1 0 0 1												
Manny Ramirez, R (1, 9) OBP: 0.444, SLG: 0.678	1-2 1B		4-0 IBB			1-1 G5-3	2-2 F4		1-0 1B	4 0 2 0 1 0 1												
David Segui, S (1, 3) OBP: 0.392, SLG: 0.513	0-0 F9		1-3 K			1-0 G1-3		1-1 F7	3-3 K	5 0 0 0 0 2 6												
Travis Fryman, R (1, 5) OBP: 0.400, SLG: 0.522		1-1 G4-3	1-2 L8			4-1 L6-3 BB	2-2 1B 2B	1-1 L5		4 1 1 0 1 0 4												
Jim Thome, L (1, 10) OBP: 0.414, SLG: 0.576		0-0 FC5-4 1B		2-3 K		0-1 L6-3 1-2		4-0 FC6-4 1B IBB		3 1 1 0 1 1 1												
Wil Cordero, R (1, 7) OBP: 0.327, SLG: 0.473 Jolbert Cabrera, R (8, PR) OBP: 0.300, SLG: 0.318 (8, 7)		2-0 FC5-4 1-2f		1-2 F8			0-1 SH3-4 1B 1B	3-2 FC6-4 1B 1-2 2-H		4 1 2 1 0 0 1 0 0 0 0 0 0 0												
Einar Diaz, R (1, 2) OBP: 0.318, SLG: 0.399		1-1 G4-3		1-2 1B			0-1 SH3-4 1-2	0-0 FC6-4 2B 1-2f 2-3		3 1 1 0 0 0 3												
Inning Stats	R: 0 E: 0 K: 0 S: 14	H: 2 LOB: 2 BB: 0 P: 22	R: 0 E: 0 K: 0 S: 6	H: 1 LOB: 1 BB: 0 P: 10	R: 0 E: 0 K: 1 S: 18	H: 2 LOB: 3 BB: 1 P: 26	R: 0 E: 0 K: 2 S: 14	H: 1 LOB: 1 BB: 0 P: 21	R: 0 E: 0 K: 1 S: 7	H: 0 LOB: 0 BB: 0 P: 9		R: 0 E: 0 K: 0 S: 4	H: 0 LOB: 0 BB: 1 P: 9	R: 2 E: 0 K: 0 S: 12	H: 3 LOB: 1 BB: 0 P: 16	R: 3 E: 0 K: 0 S: 20	H: 3 LOB: 2 BB: 1 P: 34	R: 0 E: 0 K: 1 S: 8	H: 1 LOB: 1 BB: 0 P: 13	1B: 9 2B: 5 3B: 0 HR: 0	SF: 0 SAC: 1 DP: 1 HBP: 0	WP: 0 PB: 0 SB: 1 CS: 0
PITCHER	IP WLS BF H R ER SO BB IBB HBP BLK WP HR S P ERA WHIP																					
Doug Davis, L (1, 1) ERA: 5.68	6.2 L 30 9 2 2 4 1 1 0 0 0 0 0 72 108 2.70 1.500																					
Tim Crabtree, R (7, 1) ERA: 5.49	1.0 6 2 3 3 0 0 0 1 0 0 0 0 15 27 27.00 2.000																					
Mike Venafro, L (8, 1) ERA: 3.78	0.1 2 1 0 0 0 0 0 0 0 0 0 0 8 12 0.00 3.000																					
59 Jeff Zimmerman, R (9, 1) ERA: 5.93	1.0 4 1 0 0 1 0 0 0 0 0 0 0 8 13 0.00 1.000																					

AB	38
R	5
H	13
RBI	5
BB	3
SO	5
LOB	22



livebaseballscorecards.com

Batter	1	2	3	4	5	6	7	8	9	AB	R	H	RBI	BB	SO	LOB
Frank Catalanotto, L (1, 4) OBP: 0.391, SLG: 0.502 (9, 3)	1-1 F9	0-0 G3-1			3-2 L7		1-1 G3-1		0-0 G1-3	5	0	0	0	0	0	4
Scarborough Green, S (1, 8) OBP: 0.234, SLG: 0.200	1-0 29 E 1B		1-2 G2-3		1-1 G6-3		0-2 F7		0-1 G2-3	5	0	1	0	0	0	1
29 Rusty Greer, L (1, 10) OBP: 0.373, SLG: 0.459	2-3 SAFE 1-2		2-1 S 1B		1-1 F7			4-2 BB 1B BB	3-3 K	4	1	1	0	1	2	1
Rafael Palmeiro, L (1, 3) OBP: 0.386, SLG: 0.541 Luis Aicea, S (9, 4) OBP: 0.349, SLG: 0.376	3-2 F8		2-0 F9			1-3 SAFE 1B		1-3 SAFE 1B		4	0	0	0	0	2	3
Ricky Ledee, L (1, 7) OBP: 0.322, SLG: 0.373		4-2 BB 1B BB	4-2 1-2 BB		3-2 E8 1B		4-2 1-2 BB BB			1	2	0	0	3	0	0
Pedro Valdes, L (1, 9) OBP: 0.133, SLG: 0.133		1-3 SAFE 1B	0-1 F7		0-0 2-H 1B		0-3 K			4	0	1	1	0	2	5
Bill Haselman, R (1, 2) OBP: 0.318, SLG: 0.443		0-0 F7		1-0 G6-3 1B		0-1 G5-3		4-0 1-2 2-3 BB		3	0	1	0	1	0	1
Royce Clayton, R (1, 6) OBP: 0.299, SLG: 0.391		2-1 BB 1B		0-0 G6-3		2-2 FC1-6 1B		1-2 1-2 2-H 3-H 1B		4	0	3	2	0	0	1
Scott Sheldon, R (1, 5) OBP: 0.330, SLG: 0.418 Mike Lamb, L (8, PH) OBP: 0.334, SLG: 0.398 (9, 5)		4-2 BB		1-1 F9		0-0 FC1-6 G3-1		2-1 G6-3		2	0	0	0	1	0	1
		1-2 2-3 BB								1	0	0	0	0	0	2

Inning Stats	R: 0	H: 1	E: 1	K: 1	S: 12	H: 1	LOB: 1	BB: 0	P: 19	R: 0	H: 1	E: 0	K: 1	S: 14	H: 1	LOB: 3	BB: 2	P: 25	R: 0	H: 1	E: 0	K: 0	S: 10	H: 1	LOB: 2	BB: 1	P: 19	R: 0	H: 1	E: 0	K: 0	S: 4	R: 0	H: 0	E: 0	K: 0	S: 9	R: 1	H: 1	E: 1	K: 1	S: 9	R: 0	H: 1	E: 0	K: 0	S: 10	R: 2	H: 1	E: 0	K: 2	S: 18	R: 0	H: 0	E: 0	K: 1	S: 9	1B: 7	2B: 0	3B: 0	HR: 0	SF: 0	SAC: 0	DP: 1	HBP: 0	WP: 0	PB: 0	SB: 1	CS: 0	PA: 39
--------------	------	------	------	------	-------	------	--------	-------	-------	------	------	------	------	-------	------	--------	-------	-------	------	------	------	------	-------	------	--------	-------	-------	------	------	------	------	------	------	------	------	------	------	------	------	------	------	------	------	------	------	------	-------	------	------	------	------	-------	------	------	------	------	------	-------	-------	-------	-------	-------	--------	-------	--------	-------	-------	-------	-------	--------

PITCHER	IP	WLS	BF	H	R	ER	SO	BB	IBB	HBP	BLK	WP	HR	S	P	ERA	WHIP
Dave Burba, R ERA: 4.72	(1, 1)	6.0	W	26	6	1	0	3	3	0	0	0	0	62	102	0.00	1.500
Paul Shuey, R ERA: 3.55	(7, 1)	1.0	H	3	0	0	0	0	0	0	0	0	0	6	7	0.00	0.000
Ricardo Rincon, L ERA: 2.31	(8, 1)	0.2		4	0	2	2	2	0	0	0	0	0	13	22	27.00	3.000
Steve Karsay, R ERA: 3.15	(8, 1)	0.1	H	3	1	0	0	1	0	0	0	0	0	5	12	0.00	6.000
Bob Wickman, R ERA: 3.2	(9, 1)	1.0	S	3	0	0	1	0	0	0	0	0	0	9	12	0.00	0.000

BOTTOM

Cleveland Indians @ Texas Rangers
The Ballpark at Arlington, Arlington, TX

Wed Aug 30 2000, 8:05 PM EDT
Att. 24,215 - Sunny - 99 F

livebaseballscores.com

AB	33
R	3
H	7
RBI	3
BB	6
SO	6
LOB	19



Batter	1	2	3	4	5	6	7	8	9	AB R H RBI BB SO LOB	TOP																
Kenny Lofton, L (1, 8) OBP: 0.365, SLG: 0.429 Bill Selby, L (9, PH) OBP: 0.296, SLG: 0.308	1-2 1B	3-2 F7		2-0 F8		4-2 F9 WP E BB	3-1 1B		0-1 FC4-6 1B	4 1 2 1 1 0 1 1 0 1 1 0 0 0																	
Omar Vizquel, S (1, 6) OBP: 0.368, SLG: 0.390 Russell Branyan, L (9, PH) OBP: 0.333, SLG: 0.585	0-0 F9	1-0 1B 2-H		4-2 BB		1-1 L1	2-1 F9		0-0 FC4-6 1B 1-2f	4 1 1 1 1 0 4 1 0 0 0 0 0 1																	
Roberto Alomar, S (1, 4) OBP: 0.356, SLG: 0.451	0-0 1B	4-1 1B BB		1-2 F7		2-0 F9 1-3		3-1 G6-3		4 0 1 0 1 0 2																	
Manny Ramirez, R (1, 9) OBP: 0.444, SLG: 0.673	2-3 K	2-2 1B 2-H		2-3 K		4-2 BB 3-H		0-0 G6-3		4 0 1 1 1 2 3																	
Jim Thome, L (1, 10) OBP: 0.412, SLG: 0.572	0-3 K	2-3 K			3-1 P5	2-2 F5		0-1 1B		5 0 1 0 0 2 5																	
David Segui, S (1, 3) OBP: 0.392, SLG: 0.514		2-2 HR 2B		0-0 F5		2-0 F9		1-2 BB 1B	0-0 G4-3	5 2 2 0 0 0 1																	
Travis Fryman, R (1, 5) OBP: 0.400, SLG: 0.530		1-2 HR 2-H		1-0 F9		2-2 1B 2B		0-1 F4	2-2 F9	5 1 2 2 0 0 1																	
Wil Cordero, R (1, 7) OBP: 0.329, SLG: 0.473		0-1 F9		4-2 FC4-6 BB		1-1 1B		1-0 F9	3-2 DI 1B 1B	4 1 2 0 1 0 1																	
Einar Diaz, R (1, 2) OBP: 0.320, SLG: 0.401		1-2 2B 2B		2-2 FC4-6 1-2f		0-1 P6		4-0 1B BB	3-2 F8	4 1 1 0 1 0 4																	
Inning Stats	R: 0 E: 0 K: 2 S: 12	H: 2 LOB: 2 BB: 0 P: 15	R: 4 E: 0 K: 1 S: 26	H: 5 LOB: 2 BB: 1 P: 42	R: 0 E: 0 K: 0 S: 9	H: 0 LOB: 1 BB: 1 P: 16	R: 0 E: 0 K: 1 S: 11	H: 0 LOB: 1 BB: 1 P: 20	R: 0 E: 0 K: 0 S: 12	H: 2 LOB: 2 BB: 0 P: 20	R: 1 E: 1 K: 0 S: 13	H: 0 LOB: 1 BB: 2 P: 26	R: 1 E: 0 K: 0 S: 10	H: 2 LOB: 2 BB: 1 P: 21	R: 0 E: 0 K: 0 S: 6	H: 1 LOB: 1 BB: 0 P: 9	R: 1 E: 0 K: 0 S: 17	H: 2 LOB: 1 BB: 0 P: 25	1B: 9 2B: 4 3B: 0 HR: 1	SF: 0 SAC: 0 DP: 0 HBP: 0	WP: 1 PB: 0 SB: 0 CS: 0	PA: 47					
PITCHER	IP	WLS	BF	H	R	ER	SO	BB	IBB	HBP	BLK	WP	HR	S	P	ERA	WHIP										
Brian Sikorski, R (1, 1) ERA: 4.5	5.0		27	9	4	4	4	3	0	0	0	0	1	70	113	7.20	2.400										
40 Matt Perisho, L (6, 1) ERA: 7.29	0.2		3	0	1	0	0	1	0	0	0	0	0	7	14	0.00	1.500										
Tim Crabtree, R (6, 1) ERA: 5.54	1.0		6	1	1	1	0	2	0	0	0	1	0	12	24	9.00	3.000										
Mike Venafro, L (7, 1) ERA: 3.68	1.1	W	6	2	0	0	0	0	0	0	0	0	0	10	18	0.00	1.500										
John Wetteland, R (9, 1) ERA: 4.01	1.0		5	2	1	1	0	0	0	0	0	0	0	17	25	9.00	2.000										

Cleveland Indians @ Texas Rangers
The Ballpark at Arlington, Arlington, TX

Thu Aug 31 2000, 8:05 PM EDT
Att. 27,333 - Sunny - 100 F

livebaseballscorecards.com

AB	41
R	7
H	14
RBI	6
BB	6
SO	4
LOB	23



BOTTOM

Cleveland Indians @ Texas Rangers
The Ballpark at Arlington, Arlington, TX

Thu Aug 31 2000, 8:05 PM EDT
Att. 27,333 - Sunny - 100 F

livebaseballscorecards.com

AB	43
R	14
H	21
RBI	14
BB	7
SO	7
LOB	31



WP:	0	PA:	52
PB:	0		
SB:	1		
CS:	1		

AB R H RBI BB SO LOB

5	5	4	2	1	0	0
5	3	4	1	0	0	1
6	3	5	4	0	1	1
3	1	3	1	3	0	0
6	0	1	3	0	1	10
5	0	2	3	1	0	3
4	0	0	0	1	0	5
4	1	1	0	1	3	6
5	1	1	0	0	2	5

1B:	17	SF:	0
2B:	2	SAC:	1
3B:	1	DP:	0
HR:	1	HBP:	0

Batter	1	2	3	4	5	6	7	8	9
Luis Alicea, S OBP: 0.354, SLG: 0.389 (1, 4)	1-1 G6-3 29 1B 2B		0-2 1B 29 1B 1B	3-2 F7		4-1 29 1B SH1-3 1B BB	0-0 2B 29 1B 1B	3-1 HR	
Chad Curtis, R OBP: 0.339, SLG: 0.439 (1, 10)	2-2 G6-3 2-3		3-2 29 1B BB 1B	3-2 1B		0-0 SH1-3 1-2	0-0 29 1B 2B	0-2 29 1B 1B	
29 Rusty Greer, L OBP: 0.380, SLG: 0.465 (1, 7)	2-0 1B FC5-4 1B		0-0 BB FC3-2 1B	3-3 K		2-1 BB 1B	1-2 FC3-6 S 1B	3-1 1B 3B 1B	
Rafael Palmeiro, L OBP: 0.393, SLG: 0.544 (1, 3)	0-1 FC5-4 1-3 1B		4-2 FC3-2 BB 1-2 BB		1-1 BB 1B 1B	4-2 1B BB	4-2 FC3-6 BB	2-2 3B 1B	
Ricky Ledee, L OBP: 0.320, SLG: 0.375 (1, 8)	0-0 FC5-4 CS 1-2f 3-H		0-3 K		3-1 F8	1-0 P6	1-1 FC3-6 1-2f 2-3	2-2 3B	
Gabe Kapler, R OBP: 0.339, SLG: 0.443 (1, 9)	2-2 CS 1-2	2-0 F2	4-1 FC3-2 BB		3-1 BB 1B	1-2 1B	2-1 F7	2-2 L4	
Mike Lamb, L OBP: 0.333, SLG: 0.394 (1, 5)		0-1 G3-1	0-1 FC3-2		4-0 BB	0-2 F8		0-1 F7	
Scott Sheldon, R OBP: 0.333, SLG: 0.410 (1, 6)		4-2 FC6-4 BB	1-3 K		0-3 K		1-3 K	1-0 HR 1B	
B.J. Waszgis, R OBP: 0.238, SLG: 0.250 (1, 2)		0-2 FC6-4		3-2 G5-3	2-3 K		1-2 1B 2B 1B	1-3 K	

Inning Stats	R: 2	H: 3	E: 0	LOB: 0	K: 0	P: 18	R: 0	H: 0	E: 0	LOB: 1	K: 0	P: 16	R: 2	H: 3	E: 0	LOB: 3	K: 2	P: 30	R: 0	H: 1	E: 0	LOB: 1	K: 1	P: 31	R: 0	H: 2	E: 0	LOB: 3	K: 2	P: 25	R: 2	H: 2	E: 0	LOB: 2	K: 0	P: 27	R: 3	H: 4	E: 0	LOB: 2	K: 1	P: 27	R: 5	H: 6	E: 0	LOB: 1	K: 1	P: 40
--------------	------	------	------	--------	------	-------	------	------	------	--------	------	-------	------	------	------	--------	------	-------	------	------	------	--------	------	-------	------	------	------	--------	------	-------	------	------	------	--------	------	-------	------	------	------	--------	------	-------	------	------	------	--------	------	-------

PITCHER	IP	WLS	BF	H	R	ER	SO	BB	IBB	HBP	BLK	WP	HR	S	P	ERA	WHIP
Jason Bere, R ERA: 5.09 (1, 1)	2.1		15	6	4	4	1	3	0	0	0	0	0	34	58	15.43	3.857
Justin Speier, R ERA: 3.15 (3, 1)	2.0		10	3	0	0	2	1	0	0	0	0	0	30	54	0.00	2.000
Steve Reed, R ERA: 4.63 (5, 1)	1.0		4	0	1	1	2	1	0	0	0	0	0	8	14	9.00	1.000
Ricardo Rincon, L ERA: 3.0 (6, 1)	0.1	H	3	1	0	0	0	1	0	0	0	0	0	5	12	0.00	6.000
Steve Karsay, R ERA: 3.56 (6, 1)	0.2	L	6	4	4	4	1	0	0	0	0	0	0	16	19	54.00	6.000

PITCHER	IP	WLS	BF	H	R	ER	SO	BB	IBB	HBP	BLK	WP	HR	S	P	ERA	WHIP
Paul Shuey, R ERA: 3.5 (7, 1)	0.2		4	1	0	0	0	1	0	0	0	0	0	9	17	0.00	3.000
Jamie Brewington, R ERA: 5.85 (8, 1)	1.0		9	6	5	5	1	0	0	0	0	0	1	26	40	45.00	6.000

Batter	1	2	3	4	5	6	7	8	9	AB R H RBI BB SO LOB	TOP
Brady Anderson, L (1, 8) OBP: 0.358, SLG: 0.411	2-0 F8		3-1 G5-4-3 1B			0-0 1B 2B		3-2 G3		4 1 2 0 0 0 0	
6 Melvin Mora, R (1, 6) OBP: 0.346, SLG: 0.445 Chris Richard, L (8, 3) OBP: 0.302, SLG: 0.460	2-1 F8		1-1 G5-4-3			2-2 F8		0-1 G4-3	3 0 0 0 0 0 3 1 0 0 0 0 0 0		
Delino DeShields, L (1, 7) OBP: 0.370, SLG: 0.444	2-0 P6					0-0 1B		2-2 G6-3	4 0 2 1 0 0 0		
Albert Belle, R (1, 9) OBP: 0.336, SLG: 0.471		1-0 F8				1-3 K 1-2		2-2 G5-3	4 0 0 0 0 1 1		
Jeff Conine, R (1, 3) OBP: 0.337, SLG: 0.431 (8, 5)		1-1 F8				2-1 F8			3 0 0 0 0 0 0		
Cal Ripken Jr., R (1, 10) OBP: 0.290, SLG: 0.443		1-0 1B				1-0 F8		3-2 F9	3 0 1 0 0 0 0		
Brook Fordyce, R (1, 2) OBP: 0.331, SLG: 0.509		1-2 F9				3-1 HR		1-2 P3	3 1 1 1 0 0 1		
Mark Lewis, R (1, 5) OBP: 0.315, SLG: 0.409 (8, 6)			1-2 1B SH1-3 1B			4-2 BB		0-0 G5-3	2 0 1 0 1 0 0		
Jerry Hairston, R (1, 4) OBP: 0.341, SLG: 0.438			0-1 SH1-3			2-2 G4-6-3		3-2 L8	2 0 0 0 0 0 1		
Inning Stats	R: 0 E: 0 K: 0 S: 4 H: 0 LOB: 0 BB: 0 P: 10	R: 0 E: 0 K: 0 S: 8 H: 1 LOB: 1 BB: 0 P: 12	R: 0 E: 0 K: 0 S: 9 H: 2 LOB: 1 BB: 0 P: 14	R: 0 E: 0 K: 1 S: 7 H: 1 LOB: 0 BB: 0 P: 10	R: 1 E: 0 K: 0 S: 9 H: 1 LOB: 0 BB: 1 P: 19	R: 1 E: 0 K: 0 S: 8 H: 2 LOB: 0 BB: 0 P: 11	R: 0 E: 0 K: 0 S: 8 H: 0 LOB: 0 BB: 0 P: 13	R: 0 E: 0 K: 0 S: 7 H: 0 LOB: 0 BB: 0 P: 13	R: 0 E: 0 K: 0 S: 10 H: 0 LOB: 0 BB: 0 P: 14	1B: 5 2B: 1 3B: 0 HR: 1 SF: 0 SAC: 1 DP: 2 HBP: 0	WP: 0 PB: 0 SB: 0 CS: 1 PA: 31
PITCHER	IP WLS BF H R ER SO BB IBB HBP BLK WP HR S P ERA WHIP										
Chuck Finley, L (1, 1) ERA: 4.31	7.0 W 25 7 2 2 1 1 0 0 0 0 0 1 53 89 2.57 1.143										
Paul Shuey, R (8, 1) ERA: 3.42	1.0 H 3 0 0 0 0 0 0 0 0 0 0 0 7 13 0.00 0.000										
Bob Wickman, R (9, 1) ERA: 3.15	1.0 S 3 0 0 0 0 0 0 0 0 0 0 0 10 14 0.00 0.000										

Baltimore Orioles @ Cleveland Indians
 Jacobs Field, Cleveland, OH
 Fri Sep 01 2000, 7:05 PM EDT
 Att. 42,647 - Sunny - 80 F

livebaseballscorecards.com

AB	29
R	2
H	7
RBI	2
BB	1
SO	1
LOB	6



Batter	1	2	3	4	5	6	7	8	9	AB R H RBI BB SO LOB
Kenny Lofton, L OBP: 0.366, SLG: 0.432 (1, 8)	1-2 G6-3 2B		0-0 1B		1-0 B1-3	1-0 G4-3				4 1 2 0 0 0 1
Omar Vizquel, S OBP: 0.367, SLG: 0.388 (1, 6)	2-1 G6-3 2-H		2-0 P6		4-1 F8 1B 1B BB		3-2 G6-3			3 1 0 1 1 0 1
Roberto Alomar, S OBP: 0.357, SLG: 0.450 (1, 4)	2-1 G4-3		1-3 K		2-2 F8 1B		4-1 1B PB 2B BB			3 2 1 0 1 1 1
Manny Ramirez, R OBP: 0.444, SLG: 0.670 Jolbert Cabrera, R OBP: 0.300, SLG: 0.318 (7, PR) (8, 9)	4-0 PB BB		1-3 K		0-1 F8		2-1 2B 1B			3 0 1 0 1 1 3 0 0 0 0 0 0 0
Jim Thome, L OBP: 0.415, SLG: 0.572 (1, 3)	4-2 1-3 BB			4-2 FC6-4 1B 1B BB	2-2 1B		0-3 K			2 1 1 2 2 1 2
David Segui, S OBP: 0.393, SLG: 0.516 (1, 10)	0-0 G4-3			3-2 FC6-4 1-2 1B	0-1 G1-3		2-2 1-H 3-H 2B			4 0 2 1 0 0 3
Travis Fryman, R OBP: 0.399, SLG: 0.527 (1, 5)		2-0 6-4-3 1B 1B		2-2 FC6-4 1-2f 2-3		1-2 G3-1		0-1 F9		4 0 1 0 0 0 2
Wil Cordero, R OBP: 0.333, SLG: 0.476 Dave Roberts, L OBP: 0.333, SLG: 0.333 (9, 7)		2-1 6-4-3 1-2 1B		2-2 G6-4-3 1-3 3-H 1B		1-1 1B		2-2 F9		4 0 3 1 0 0 0 0 0 0 0 0 0 0
Sandy Alomar Jr., R OBP: 0.334, SLG: 0.420 (1, 2)		1-0 6-4-3 1-2f 2-3f		0-1 G6-4-3 1-2f		2-1 F9		1-0 F7		4 0 0 0 0 0 5

Inning Stats	R: 1	H: 1	E: 0	K: 0	S: 12	LOB: 2	BB: 2	P: 25	R: 0	H: 2	E: 0	K: 0	S: 4	LOB: 0	BB: 0	P: 9	R: 0	H: 1	E: 0	K: 2	S: 8	LOB: 1	BB: 0	P: 12	R: 1	H: 2	E: 0	K: 0	S: 13	LOB: 1	BB: 1	P: 24	R: 2	H: 2	E: 0	K: 0	S: 14	LOB: 1	BB: 1	P: 23	R: 0	H: 1	E: 0	K: 0	S: 8	LOB: 1	BB: 0	P: 13	R: 1	H: 2	E: 0	K: 1	S: 15	LOB: 3	BB: 1	P: 26	R: 0	H: 0	E: 0	K: 0	S: 7	LOB: 0	BB: 0	P: 10
--------------	------	------	------	------	-------	--------	-------	-------	------	------	------	------	------	--------	-------	------	------	------	------	------	------	--------	-------	-------	------	------	------	------	-------	--------	-------	-------	------	------	------	------	-------	--------	-------	-------	------	------	------	------	------	--------	-------	-------	------	------	------	------	-------	--------	-------	-------	------	------	------	------	------	--------	-------	-------

PITCHER	IP	WLS	BF	H	R	ER	SO	BB	IBB	HBP	BLK	WP	HR	S	P	ERA	WHIP
Sidney Ponson, R ERA: 5.33 (1, 1)	6.1	L	31	10	5	5	2	5	0	0	0	0	0	66	122	7.11	2.368
Chuck McElroy, L ERA: 6.02 (7, 1)	1.2		5	1	0	0	1	0	0	0	0	0	0	15	20	0.00	0.600

BOTTOM

Baltimore Orioles @ Cleveland Indians
Jacobs Field, Cleveland, OH
 Fri Sep 01 2000, 7:05 PM EDT
 Att: 42,647 - Sunny - 80 F

AB	31
R	5
H	11
RBI	5
BB	5
SO	3
LOB	18



WP: 0	PA: 36
PB: 3	
SB: 1	
CS: 0	

livebaseballscores.com

Batter	1	2	3	4	5	6	7	8	9	AB R H RBI BB SO LOB	TOP									
Brady Anderson, L (1, 9) OBP: 0.360, SLG: 0.411	1-3 K		4-1 BB		1-1 F9		0-1 1B 1B	4-2 BB		3 1 1 0 2 1 2										
Jerry Hairston, R (1, 4) OBP: 0.345, SLG: 0.429	3-2 P6		2-2 G1-2-3 3-Hr			4-0 2B BB	1-2 1B 1B	2-0 P4		4 2 1 0 1 0 4										
Delino DeShields, L (1, 7) OBP: 0.373, SLG: 0.447	0-1 F9			4-1 G6-4-3 BB		2-2 1B SF7 2B	1-2 CS 1B 1B		0-1 B2-3	4 1 2 3 1 0 0										
Albert Belle, R (1, 10) OBP: 0.338, SLG: 0.473 Trenidad Hubbard, R (9, PR) OBP: 0.280, SLG: 0.284		4-2 G4-6-3 BB		1-3 K		1-3 K	0-1 CS 2B 1B		0-0 BLK 2B	4 1 2 1 1 2 2 0 1 0 0 0 0 0										
Jeff Conine, R (1, 5) OBP: 0.341, SLG: 0.438		0-1 G4-6-3 1-2f		0-2 G6-4-3 1-2f		1-1 1B	1-2 1B 2B		0-1 1B 2B	5 1 3 2 0 0 2										
Chris Richard, L (1, 3) OBP: 0.313, SLG: 0.461						2-1 SF7	4-0 1B IBB		4-0 1B IBB	2 0 1 1 2 1 0										
Mark Lewis, R (1, 6) OBP: 0.324, SLG: 0.412						0-1 1B	0-1 F9		2-1 1B	4 0 2 1 1 1 3										
Fernando Lunar, R (1, 2) OBP: 0.262, SLG: 0.190 Brook Fordyce, R (9, PH) OBP: 0.329, SLG: 0.507 (9, 2)						2-3 K		1-1 FC5-4 HBP	3-2 F3	3 0 0 0 0 1 3 1 0 0 0 0 0 3										
Gene Kingsale, S (1, 8) OBP: 0.250, SLG: 0.500						1-0 F9	1-0 FC5-4 1B 1B	1-0 F8		4 1 1 0 0 0 3										
Inning Stats	R: 0 E: 0 K: 1 S: 10	H: 0 LOB: 0 BB: 0 P: 14	R: 0 E: 0 K: 1 S: 8	H: 0 LOB: 0 BB: 1 P: 12	R: 0 E: 0 K: 0 S: 8	H: 1 LOB: 2 BB: 2 P: 18	R: 0 E: 0 K: 1 S: 12	H: 2 LOB: 2 BB: 0 P: 19	R: 2 E: 0 K: 1 S: 12	H: 2 LOB: 1 BB: 1 P: 22	R: 4 E: 0 K: 1 S: 19	H: 5 LOB: 2 BB: 1 P: 28	R: 0 E: 0 K: 0 S: 10	H: 0 LOB: 1 BB: 1 P: 20	R: 2 E: 0 K: 0 S: 8	H: 3 LOB: 2 BB: 1 P: 14	1B: 8 2B: 5 3B: 0 HR: 0	SF: 1 SAC: 0 DP: 4 HBP: 1	WP: 0 PB: 0 SB: 0 CS: 2	PA: 44
PITCHER	IP WLS BF H R ER SO BB IBB HBP BLK WP HR S P ERA WHIP																			IP WLS BF H R ER SO BB IBB HBP BLK WP HR S P ERA WHIP
Bartolo Colon, R (1, 1) ERA: 4.34	5.0 B 20 3 1 1 4 5 0 0 0 0 0 46 80 1.80 1.600																			0.2 L 1 0 0 0 0 0 0 0 0 0 0 1 1 6.5 0.000
Chris Nichting, R (6, 1) ERA: 9.0	1.0 L 5 2 1 1 1 0 0 0 0 0 0 12 18 9.00 2.000																			
Steve Karsay, R (7, 1) ERA: 3.98	0.1 L 5 3 4 4 0 0 0 1 0 0 0 11 15 108.00 9.000																			
Steve Reed, R (7, 1) ERA: 4.75	0.2 L 4 2 0 0 1 0 1 0 0 0 0 8 13 0.00 3.000																			
Justin Speier, R (8, 1) ERA: 3.4	1.1 L 9 3 2 2 0 1 1 0 1 0 0 17 33 13.50 3.000																			

Baltimore Orioles @ Cleveland Indians
 Jacobs Field, Cleveland, OH
 Sat Sep 02 2000, 1:05 PM EDT
 Att. 42,736 - Cloudy - 77 F

livebaseballscorecards.com

AB	34
R	8
H	13
RBI	8
BB	8
SO	6
LOB	22



Batter	1	2	3	4	5	6	7	8	9	AB	R	H	RBI	BB	SO	LOB
Kenny Lofton, L OBP: 0.366, SLG: 0.435 (1, 8)	4-1 1B SF9 BB	3-2 1-H 3B			3-2 G6-3		2-2 G4-3		1-1 G6-3	4	1	1	1	1	0	0
Omar Vizquel, S OBP: 0.368, SLG: 0.388 (1, 6)	3-2 1-3 1B BB	2-0 F9			1-2 G5-3		0-1 G5-3		2-2 1B 1B	5	1	2	0	0	0	1
Roberto Alomar, S OBP: 0.356, SLG: 0.448 (1, 4)	2-2 SF9 3-H				3-1 G6-3			0-1 G4-3	4-1 S 1B 1-2 BB	3	0	0	1	1	0	0
Manny Ramirez, R OBP: 0.449, SLG: 0.671 (1, 9)	4-2 1-2 BB				3-2 G6-3		1-2 1B SF8 1B	1-0 2B 1B	1-0 S 1B 1-2 2-H	4	2	3	1	1	0	0
Jolbert Cabrera, R OBP: 0.300, SLG: 0.318 (9, PR)										0	0	0	0	0	0	0
Jim Thome, L OBP: 0.413, SLG: 0.568 (1, 10)	0-0 F7				3-3 K		0-0 1-3 1B	1-0 F7	1-2 F7	5	0	1	0	0	1	5
David Segui, S OBP: 0.389, SLG: 0.512 (1, 3)	3-2 G3				0-1 G1-3		3-0 SF8 3-H	1-2 E5 2B	2-2 G4-3 1-2 2-3	4	1	0	1	0	0	5
Travis Fryman, R OBP: 0.398, SLG: 0.527 (1, 5)					1-0 F8		3-2 F2	1-0 WP 1-H 2-H 2B		4	0	1	2	0	0	1
Wil Cordero, R OBP: 0.332, SLG: 0.473 (1, 7)					1-0 E5		0-0 F9	4-2 2-3 BB		3	0	0	0	1	0	1
Einar Diaz, R OBP: 0.320, SLG: 0.400 (1, 2)					1-0 F7			1-1 L3		3	1	1	0	0	0	1
Bill Selby, L OBP: 0.286, SLG: 0.296 (8, PH)										1	0	0	0	0	0	2
Sandy Alomar Jr., R OBP: 0.334, SLG: 0.420 (9, 2)										0	0	0	0	0	0	0

Inning Stats	R: 1	H: 1	E: 0	K: 0	S: 17	H: 1	LOB: 2	BB: 2	P: 33	R: 1	H: 2	E: 0	K: 0	S: 12	H: 2	LOB: 1	BB: 0	P: 22	R: 0	H: 0	E: 0	K: 1	S: 9	H: 0	LOB: 0	BB: 0	P: 17	R: 0	H: 0	E: 1	K: 0	S: 5	H: 2	LOB: 1	BB: 0	P: 8	R: 0	H: 0	E: 0	K: 0	S: 9	H: 0	LOB: 0	BB: 0	P: 16	R: 1	H: 2	E: 0	K: 0	S: 11	H: 2	LOB: 1	BB: 0	P: 18	R: 0	H: 0	E: 0	K: 0	S: 8	H: 0	LOB: 0	BB: 0	P: 10	R: 2	H: 2	E: 1	K: 0	S: 13	H: 2	LOB: 2	BB: 1	P: 22	R: 1	H: 2	E: 0	K: 0	S: 13	H: 2	LOB: 3	BB: 1	P: 24	1B: 7	SF: 2	2B: 1	SAC: 0	3B: 1	DP: 0	HR: 0	HBP: 0
--------------	------	------	------	------	-------	------	--------	-------	-------	------	------	------	------	-------	------	--------	-------	-------	------	------	------	------	------	------	--------	-------	-------	------	------	------	------	------	------	--------	-------	------	------	------	------	------	------	------	--------	-------	-------	------	------	------	------	-------	------	--------	-------	-------	------	------	------	------	------	------	--------	-------	-------	------	------	------	------	-------	------	--------	-------	-------	------	------	------	------	-------	------	--------	-------	-------	-------	-------	-------	--------	-------	-------	-------	--------


PITCHER	IP	WLS	BF	H	R	ER	SO	BB	IBB	HBP	BLK	WP	HR	S	P	ERA	WHIP
Pat Rapp, R ERA: 5.86 (1, 1)	6.0	W	26	5	3	3	1	2	0	0	0	0	0	63	114	4.50	1.167
Buddy Groom, L ERA: 3.7 (7, 1)	1.2	H	7	1	2	0	0	0	0	0	0	0	0	15	20	0.00	0.600
Mike Trombley, R ERA: 4.77 (8, 1)	0.1	H	3	1	0	0	0	1	0	0	0	1	0	6	12	0.00	6.000
Ryan Kohlmeier, R ERA: 2.16 (9, 1)	1.0	S	6	2	1	1	0	1	0	0	0	0	0	13	24	9.00	3.000

BOTTOM

Baltimore Orioles @ Cleveland Indians
Jacobs Field, Cleveland, OH

Sat Sep 02 2000, 1:05 PM EDT
Att: 42,736 - Cloudy - 77 F

AB	36
R	6
H	9
RBI	6
BB	4
SO	1
LOB	16



WP	PA	ERA	WHIP
1	42		
0			
2			
0			

Batter	1	2	3	4	5	6	7	8	9	10	11	12	13	AB R H RBI BB SO LOB	TOP															
Brady Anderson, L OBP: 0.357, SLG: 0.406 (1, 8)	F9		F8	S 2B 1B		K		G6-3			F7		G4-3	7 1 1 0 0 1 0																
Jerry Hairston, R OBP: 0.362, SLG: 0.439 (1, 4)	K		L7	1-H 2B				G4-6-3 BB			G1-3		CS BB	5 0 2 1 2 1 0																
Delino DeShields, L OBP: 0.370, SLG: 0.445 (1, 7)	G1-4-3		G5-3	G6-3				G4-6-3 1-2f			CS		CS	6 0 1 0 0 0 2																
Albert Belle, R OBP: 0.341, SLG: 0.473 (1, 9)		3B BB		2B HR 1B				G5-3			G5-3		FC6-4 IBB	4 3 2 0 2 0 0																
Jeff Conine, R OBP: 0.340, SLG: 0.439 (1, 5)		F7		F8				2B 1B			P4		FC6-4 1-2f	6 1 2 0 0 0 4																
Cal Ripken Jr., R OBP: 0.293, SLG: 0.452 Luis Matos, R OBP: 0.297, SLG: 0.333 Gene Kingsale, S OBP: 0.167, SLG: 0.333 (1, 10) (7, PR) (10, PH)		K		HR 2B				HR 2B			G6-3		G4-3	4 1 2 2 0 1 2 0 1 0 0 0 0 0 2 0 0 0 0 0 0																
Chris Richard, L OBP: 0.327, SLG: 0.537 (1, 3)		2B 3B		HR				HR			G4-3 2B		F9	6 3 4 6 0 0 1																
Brook Fordyce, R OBP: 0.328, SLG: 0.520 (1, 2)		2B		HR				F3			G4-3		K	6 1 2 2 0 2 2																
Mark Lewis, R OBP: 0.312, SLG: 0.394 (1, 6)		F8		F8				K			G4-3		K	6 0 0 0 0 3 2																
Inning Stats	R: 0 E: 0 K: 1 S: 10	H: 0 LOB: 0 BB: 0 P: 15	R: 2 E: 0 K: 1 S: 14	H: 2 LOB: 1 BB: 1 P: 24	R: 0 E: 0 K: 0 S: 7	H: 0 LOB: 0 BB: 0 P: 13	R: 5 E: 0 K: 0 S: 27	H: 6 LOB: 1 BB: 0 P: 43	R: 0 E: 0 K: 2 S: 9	H: 0 LOB: 0 BB: 0 P: 13	R: 4 E: 0 K: 1 S: 19	H: 4 LOB: 1 BB: 1 P: 32	R: 0 E: 0 K: 1 S: 7	H: 1 LOB: 0 BB: 0 P: 13	R: 0 E: 0 K: 0 S: 6	H: 0 LOB: 0 BB: 0 P: 9	R: 0 E: 0 K: 0 S: 9	H: 1 LOB: 1 BB: 0 P: 15	R: 0 E: 0 K: 0 S: 11	H: 1 LOB: 2 BB: 1 P: 22	R: 0 E: 0 K: 1 S: 7	H: 0 LOB: 0 BB: 0 P: 12	R: 0 E: 0 K: 1 S: 8	H: 0 LOB: 0 BB: 1 P: 14	1B: 5 2B: 7 3B: 1 HR: 3	SF: 0 SAC: 0 DP: 1 HBP: 0	WP: 0 PA: 58 PB: 0 SB: 1 CS: 2			
PITCHER																														
Steve Woodard, R ERA: 6.16 (1, 1)	IP: 3.2	WLS: 18	BF: 6	H: 6	R: 6	ER: 6	SO: 2	BB: 1	IBB: 0	HBP: 0	BLK: 0	WP: 0	HR: 2	S: 45	P: 73	ERA: 14.73	WHIP: 1.909													
Jim Brower, R ERA: 6.39 (4, 1)	2.1	11	3	2	2	2	1	0	0	0	0	0	0	33	57	7.71	1.714													
Ricardo Rincon, L ERA: 2.84 (7, 1)	0.2	1	0	0	0	0	0	0	0	0	0	0	0	2	4	0.00	0.000													
Steve Reed, R ERA: 5.13 (7, 1)	0.0	2	2	0	0	0	0	0	0	0	0	0	0	9	13	∞	∞													
Paul Shuey, R ERA: 3.7 (7, 1)	1.1	B: 6	3	3	3	2	0	0	0	0	0	1	15	24	20.25	2.250														
PITCHER																														
Bob Wickman, R ERA: 3.05 (9, 1)	IP: 2.0	WLS: 7	BF: 1	H: 1	R: 0	ER: 0	SO: 0	BB: 0	IBB: 0	HBP: 0	BLK: 0	WP: 0	HR: 0	S: 15	P: 24	ERA: 0.00	WHIP: 0.500													
Chris Nichting, R ERA: 2.7 (11, 1)	2.1	9	1	0	0	2	0	1	0	0	0	0	0	21	37	0.00	0.429													
Cameron Cairncross, L ERA: 1.93 (13, 1)	0.2	W: 2	0	0	0	0	1	0	0	0	0	0	0	5	11	0.00	1.500													

Baltimore Orioles @ Cleveland Indians
Jacobs Field, Cleveland, OH
Sun Sep 03 2000, 1:05 PM EDT
Att: 42,630 - Sunny - 77 F

livebaseballscorecards.com

AB	52
R	11
H	16
RBI	11
BB	4
SO	8
LOB	13



Batter	1	2	3	4	5	6	7	8	9	10	11	12	13	AB R H RBI BB SO LOB	
Kenny Lofton, L OBP: 0.370, SLG: 0.444 (1, 8)	F9 S 1B		S E 1B	S 1B	F8		FC5-4 BB S 1-2f		K						7 4 4 1 1 1 2
Omar Vizquel, S OBP: 0.370, SLG: 0.387 (1, 6)	F9		SH2-3 E 1B BB	1B HBP 1B		2B BB	BB BB		L5-3		F8				4 3 1 2 3 0 4
Roberto Alomar, S OBP: 0.357, SLG: 0.447 (1, 4)	G1-3		SH2-3 1-3 2-H	HBP HBP 1B		2B 1B	K			K2-3					5 1 2 0 1 2 3
Manny Ramirez, R OBP: 0.452, SLG: 0.668 (1, 9)			F9	HBP		P4									3 0 1 0 2 0 3
Jobert Cabrera, R OBP: 0.300, SLG: 0.318 (10, PR)	1B			HBP											0 0 0 0 0 0 0
Bill Selby, L OBP: 0.276, SLG: 0.286 (11, PH)	BB			HBP											1 0 0 0 0 0 3
Jim Thome, L OBP: 0.415, SLG: 0.569 (1, 10)				HBP											6 2 3 5 0 1 4
David Segui, S OBP: 0.392, SLG: 0.513 (1, 3)	F7			HBP											5 1 2 0 2 1 5
Travis Fryman, R OBP: 0.398, SLG: 0.527 (1, 5)															6 0 2 2 1 1 6
Wil Cordero, R OBP: 0.330, SLG: 0.469 (1, 7)															6 0 1 0 0 1 4
Dave Roberts, L OBP: 0.250, SLG: 0.250 (11, PR)															1 0 0 0 0 1 1
Sandy Alomar Jr., R OBP: 0.331, SLG: 0.416 (1, 2)															3 1 0 0 0 0 0
Einar Diaz, R OBP: 0.325, SLG: 0.404 (7, PH)															3 0 2 0 0 0 0

Inning Stats	R: 1	H: 2	E: 0	LOB: 2	K: 0	S: 25	P: 39	R: 0	H: 0	E: 0	LOB: 0	K: 2	S: 7	P: 10	R: 4	H: 4	E: 1	LOB: 1	K: 0	S: 13	P: 26	R: 3	H: 3	E: 1	LOB: 2	K: 1	S: 16	P: 28	R: 0	H: 0	E: 0	LOB: 0	K: 0	S: 10	P: 14	R: 3	H: 3	E: 0	LOB: 1	K: 0	S: 10	P: 22	R: 0	H: 1	E: 0	LOB: 3	K: 1	S: 7	P: 19	R: 0	H: 0	E: 0	LOB: 0	K: 0	S: 8	P: 15	R: 0	H: 1	E: 0	LOB: 0	K: 1	S: 7	P: 10	R: 0	H: 1	E: 0	LOB: 2	K: 2	S: 12	P: 25	R: 0	H: 1	E: 0	LOB: 3	K: 0	S: 7	P: 16	R: 0	H: 1	E: 0	LOB: 1	K: 1	S: 8	P: 16	R: 1	H: 1	E: 0	LOB: 0	K: 0	S: 3	P: 5	R: 14	SF: 0	2B: 4	SAC: 2	3B: 0	DP: 4	HR: 1	HBP: 2	WP: 2	PA: 64
--------------	------	------	------	--------	------	-------	-------	------	------	------	--------	------	------	-------	------	------	------	--------	------	-------	-------	------	------	------	--------	------	-------	-------	------	------	------	--------	------	-------	-------	------	------	------	--------	------	-------	-------	------	------	------	--------	------	------	-------	------	------	------	--------	------	------	-------	------	------	------	--------	------	------	-------	------	------	------	--------	------	-------	-------	------	------	------	--------	------	------	-------	------	------	------	--------	------	------	-------	------	------	------	--------	------	------	------	-------	-------	-------	--------	-------	-------	-------	--------	-------	--------

BOTTOM

Baltimore Orioles @ Cleveland Indians
Jacobs Field, Cleveland, OH
Sun Sep 03 2000, 1:05 PM EDT
Att: 42,630 - Sunny - 77 F

livebaseballscorecards.com

AB	50
R	12
H	18
RBI	10
BB	10
SO	8
LOB	35



PITCHER	IP	WLS	BF	H	R	ER	SO	BB	IBB	HBP	BLK	WP	HR	S	P	ERA	WHIP
Jay Spurgeon, R ERA: 5.14 (1, 1)	3.0		17	6	5	5	2	2	0	0	0	1	0	45	75	15.00	2.667
Jason Johnson, R ERA: 7.02 (4, 1)	2.1		14	4	5	4	1	1	0	2	0	0	0	31	52	15.43	2.143
Chuck McElroy, L ERA: 6.04 (6, 1)	1.1		8	3	1	1	1	2	0	0	0	1	0	11	24	6.75	3.750
Alan Mills, R ERA: 5.29 (7, 1)	0.0		1	0	0	0	0	1	0	0	0	0	0	4		∞	∞
B.J. Ryan, L ERA: 6.97 (7, 1)	2.1		7	1	0	0	1	1	0	0	0	0	0	16	28	0.00	0.857

PITCHER	IP	WLS	BF	H	R	ER	SO	BB	IBB	HBP	BLK	WP	HR	S	P	ERA	WHIP
Mike Trombley, R ERA: 4.66 (10, 1)	3.1		17	4	1	1	3	0	3	0	0	0	1	30	62	2.70	1.200

Batter	1	2	3	4	5	6	7	8	9	AB R H RBI BB SO LOB	TOP									
Gerald Williams, R (1, 8) OBP: 0.321, SLG: 0.449	0-2 F7		0-2 F7		3-2 F8			1-0 G5-3		4 0 0 0 0 0 2	Tampa Bay Devil Rays @ Cleveland Indians Jacobs Field, Cleveland, OH Mon Sep 04 2000, 1:05 PM EDT Att. 42,628 - Cloudy - 69 F									
Miguel Cairo, R (1, 4) OBP: 0.319, SLG: 0.335	1-0 F7		2-0 L4			0-1 G5-3		2-2 P4		4 0 0 0 0 0 1										
Steve Cox, L (1, 9) OBP: 0.404, SLG: 0.481	2-1 2B			1-2 2B		4-2 BB BB		2-1 HR		3 1 3 1 1 0 0										
Fred McGriff, L (1, 3) OBP: 0.365, SLG: 0.444	1-0 P6			3-0 L7		4-2 WP BB		1-0 1B		3 0 1 0 1 0 2										
Greg Vaughn, R (1, 10) OBP: 0.376, SLG: 0.510		1-3 K2-3		0-0 F8		2-3 K		1-0 P6		4 0 0 0 0 2 3										
Aubrey Huff, L (1, 5) OBP: 0.313, SLG: 0.449		0-0 G6-3		1-3 K			3-1 G4-3		3-1 G6-3	4 0 0 0 0 1 1										
John Flaherty, R (1, 2) OBP: 0.306, SLG: 0.373		0-3 K2-3			0-2 G6-3		1-2 FC6-4 1B		2-3 K	4 0 1 0 0 2 0										
Jason Tyner, L (1, 7) OBP: 0.274, SLG: 0.279			0-0 SH1-3 1B		1-0 B3 1B		0-0 FC6-4		4-1 BB	3 0 2 0 1 0 1										
Felix Martinez, S (1, 6) OBP: 0.312, SLG: 0.294			0-0 SH1-3		0-0 B3		0-0 G6-3		1-3 K	3 0 0 0 0 1 3										
Inning Stats	R: 0 E: 0 K: 0 S: 7	H: 1 LOB: 1 BB: 0 P: 11	R: 0 E: 0 K: 2 S: 7	H: 0 LOB: 0 BB: 0 P: 8	R: 0 E: 0 K: 0 S: 6	H: 1 LOB: 1 BB: 0 P: 8	R: 0 E: 0 K: 1 S: 8	H: 1 LOB: 1 BB: 0 P: 13	R: 0 E: 0 K: 0 S: 9	H: 0 LOB: 1 BB: 2 P: 19		R: 0 E: 0 K: 0 S: 8	H: 1 LOB: 1 BB: 0 P: 12	R: 1 E: 0 K: 0 S: 11	H: 2 LOB: 1 BB: 1 P: 18	R: 0 E: 0 K: 2 S: 10	H: 0 LOB: 1 BB: 1 P: 20	1B: 4 2B: 2 3B: 0 HR: 1	SF: 0 SAC: 1 DP: 0 HBP: 0	WP: 1 PB: 0 SB: 0 CS: 0
PITCHER	IP WLS BF H R ER SO BB IBB HBP BLK WP HR S P ERA WHIP																			
Dave Burba, R (1, 1) ERA: 4.55	7.2 W 31 7 1 1 4 2 0 0 0 1 1 64 100 1.17 1.174																			
Paul Shuey, R (8, 1) ERA: 3.6	1.1 5 0 0 0 2 1 0 0 0 0 0 11 22 0.00 0.750																			

livebaseballscores.com

AB	32
R	1
H	7
RBI	1
BB	3
SO	6
LOB	13



Batter	1	2	3	4	5	6	7	8	9
Kenny Lofton, L OBP: 0.369, SLG: 0.441 (1, 8)	2-1 G4-3 1B	2-0 1B		2-3 K 1-2		3-2 CS 1-2	2-1 G3	1-1 F7	
Omar Vizquel, S OBP: 0.370, SLG: 0.386 (1, 6)	3-2 1B	1-0 G3-1 1B			2-1 P3		4-2 WP 1B BB	3-3 H 1-2	
Roberto Alomar, S OBP: 0.361, SLG: 0.448 (1, 4)	2-2 G6-4-3 1B		1-1 CS 1B		0-1 E9		4-2 WP 1B BB	4-0 HBP IBB	
Manny Ramirez, R OBP: 0.455, SLG: 0.674 (1, 9)	0-2 G6-4-3 1-2f		1-2 WP 2B		1-0		4-0 1B 1-2 2-3 IBB	1-0 HBP 1-2 2-3	
Jolbert Cabrera, R OBP: 0.304, SLG: 0.318 (7, PR) (8, 9)									
Jim Thome, L OBP: 0.413, SLG: 0.565 (1, 3)		1-3 K	3-2 G4-3 2-3		0-1 F8		0-0 1B 1-3 2-H 3-H 1B	3-2 P6	
David Segui, S OBP: 0.393, SLG: 0.512 (1, 10)		1-2 3B 1B	2-2 F7			1-3 K	0-1 1-2 3-H 1B		
Travis Fryman, R OBP: 0.399, SLG: 0.531 (1, 5)		1-2 1B 3B		1-1 WP 1B		2-2 G1-3	1-2 F8		
Russell Branyan, L OBP: 0.338, SLG: 0.598 (1, 7)		1-1 FC5-4 1B		3-1 F5		0-1 3B	3-2 G4-3		
Dave Roberts, L OBP: 0.250, SLG: 0.250 (8, 7)									
Einar Diaz, R OBP: 0.323, SLG: 0.398 (1, 2)		1-1 FC5-4 1B		1-0 F8		1-0 CS HBP		1-1 E5 HBP WP	

AB	R	H	RBI	BB	SO	LOB
5	0	1	0	0	1	2
4	1	1	0	1	1	3
3	1	2	0	2	0	0
3	0	2	0	1	0	2
0	1	0	0	0	0	0
5	0	1	2	0	1	5
4	1	2	1	0	1	1
4	1	2	1	0	0	2
4	0	2	1	0	0	3
0	0	0	0	0	0	0
3	0	0	0	0	0	2

AB	R	H	RBI	BB	SO	LOB
35	5	13	5	4	4	20

Inning Stats	R: 0	H: 2	E: 0	K: 11	LOB: 1	BB: 0	P: 18	R: 2	H: 4	E: 0	K: 15	LOB: 2	BB: 0	P: 23	R: 0	H: 2	E: 0	K: 15	LOB: 1	BB: 0	P: 22	R: 0	H: 1	E: 0	K: 9	LOB: 1	BB: 0	P: 16	R: 0	H: 1	E: 1	K: 7	LOB: 1	BB: 0	P: 10	R: 0	H: 1	E: 0	K: 10	LOB: 1	BB: 0	P: 17	R: 3	H: 2	E: 0	K: 20	LOB: 2	BB: 3	P: 38	R: 0	H: 0	E: 1	K: 11	LOB: 3	BB: 1	P: 24
Albie Lopez, R ERA: 3.62 (1, 1)	IP	WLS	BF	H	R	ER	SO	BB	IBB	HBP	BLK	WP	HR	S	P	ERA	WHIP																																							
Doug Creek, L ERA: 4.04 (4, 1)	3.1		14	3	1	1	2	1	0	1	0	1	0	30	53	2.70	1.200																																							
Tony Fiore, R ERA: 3.68 (7, 1)	0.2		6	2	2	2	0	1	1	0	0	1	0	16	28	27.00	4.500																																							
Dan Wheeler, R ERA: 8.44 (8, 1)	1.0		6	0	0	0	1	0	1	1	0	1	0	11	24	0.00	0.000																																							

Tampa Bay Devil Rays @ Cleveland Indians
Jacobs Field, Cleveland, OH
 Mon Sep 04 2000, 1:05 PM EDT
 Att: 42,628 - Cloudy - 69 F

livebaseballscorecards.com

AB 35
R 5
H 13
RBI 5
BB 4
SO 4
LOB 20

C

WP: 4 PA: 42
PB: 0
SB: 1
CS: 2

Batter	1	2	3	4	5	6	7	8	9	AB R H RBI BB SO LOB	TOP											
Gerald Williams, R (1, 8) OBP: 0.321, SLG: 0.447	0-3 K	0-0 F8		0-3 K			0-1 1B			4 0 1 0 0 2 0	Tampa Bay Devil Rays @ Cleveland Indians Jacobs Field, Cleveland, OH Tue Sep 05 2000, 7:05 PM EDT Att. 42,660 - Cloudy - 61 F											
Bobby Smith, R (1, 4) OBP: 0.289, SLG: 0.397	1-3 K	1-3 K			1-3 K		2-1 L8			4 0 0 0 0 3 1												
Steve Cox, L (1, 9) OBP: 0.402, SLG: 0.475	4-1 HR BB			1-3 K		1-2 G4-3		0-0 F7		3 1 0 0 1 1 1												
Fred McGriff, L (1, 3) OBP: 0.368, SLG: 0.443	4-2 HR BB			4-2 2B BB		4-0 FC5-4 BB		1-3 K		1 2 0 0 3 1 0												
Greg Vaughn, R (1, 10) OBP: 0.375, SLG: 0.515	0-0 HR			1-1 P4		2-1 FC5-4		0-0 F7		4 1 1 3 0 0 2												
Vinny Castilla, R (1, 5) OBP: 0.262, SLG: 0.324	0-1 1B			0-1 2B		1-1 G6-3		0-3 K		4 0 2 1 0 1 0												
Mike DiFelice, R (1, 2) OBP: 0.276, SLG: 0.379	2-0 1B			0-3 K		2-1 F7		2-2 P6		4 0 1 0 0 1 1												
Jason Tyner, L (1, 7) OBP: 0.263, SLG: 0.267	1-2 P6			1-0 F8		2-2 F7		2-1 G4-3		4 0 0 0 0 0 2												
Felix Martinez, S (1, 6) OBP: 0.309, SLG: 0.291		2-2 G3-1		2-2 G4-3		0-1 G3		0-0 G4-3		3 0 0 0 0 0 0												
Russ Johnson, R (9, PH) OBP: 0.326, SLG: 0.317										1 0 0 0 0 0 0												
Inning Stats	R: 3 E: 0 K: 2 S: 17	H: 3 LOB: 2 BB: 2 P: 29	R: 0 E: 0 K: 1 S: 7	H: 0 LOB: 0 BB: 0 P: 10	R: 1 E: 0 K: 2 S: 12	H: 1 LOB: 1 BB: 1 P: 18	R: 0 E: 0 K: 1 S: 9	H: 0 LOB: 0 BB: 0 P: 12	R: 0 E: 0 K: 1 S: 9	H: 0 LOB: 1 BB: 1 P: 17	R: 0 E: 0 K: 0 S: 8	H: 0 LOB: 0 BB: 0 P: 13	R: 0 E: 0 K: 0 S: 7	H: 1 LOB: 1 BB: 0 P: 9	R: 0 E: 0 K: 2 S: 7	H: 0 LOB: 0 BB: 0 P: 8	R: 0 E: 0 K: 0 S: 9	H: 0 LOB: 0 BB: 0 P: 13	1B: 3 2B: 1 3B: 0 HR: 1	SF: 0 SAC: 0 DP: 0 HBP: 0	WP: 0 PB: 0 SB: 0 CS: 0	PA: 36
PITCHER	IP WLS BF H R ER SO BB IBB HBP BLK WP HR S P ERA WHIP																					
Jason Bere, R (1, 1) ERA: 5.13	6.0 W 26 4 4 4 7 4 0 0 0 0 0 1 62 99 6.00 1.333																					
Steve Karsay, R (7, 1) ERA: 3.86	2.0 H 7 1 0 0 2 0 0 0 0 0 0 0 14 17 0.00 0.500																					
Bob Wickman, R (9, 1) ERA: 3.0	1.0 S 3 0 0 0 0 0 0 0 0 0 0 0 9 13 0.00 0.000																					

AB	32
R	4
H	5
RBI	4
BB	4
SO	9
LOB	7



BOTTOM

Tampa Bay Devil Rays @ Cleveland Indians
Jacobs Field, Cleveland, OH

livebaseballscorecards.com

AB	34
R	7
H	9
RBI	5
BB	5
SO	5
LOB	24



WP:	0	PA:	40
PB:	1		
SB:	2		
CS:	0		

Tue Sep 05 2000, 7:05 PM EDT
Att: 42,660 - Cloudy - 61 F

AB R H RBI BB SO LOB

5	0	1	2	0	1	3
5	0	0	0	0	0	2
4	1	1	0	1	0	1
5	1	1	1	0	2	4
0	0	0	0	0	0	0
3	1	2	1	1	1	0
2	1	1	1	2	1	0
3	1	1	0	1	0	4
3	0	0	0	0	0	6
0	0	0	0	0	0	0
4	2	2	0	0	0	4
1B:	6	SF:	0			
2B:	2	SAC:	0			
3B:	0	DP:	1			
HR:	1	HBP:	1			

Batter	1	2	3	4	5	6	7	8	9
Kenny Lofton, L OBP: 0.367, SLG: 0.438 (1, 8)	2-0 P4		2-1 G6-4-3			1-2 K		0-0 F8	
Omar Vizquel, S OBP: 0.367, SLG: 0.382 (1, 6)	1-2 G6-3			3-2 G5-3	1-1 E6	1-0 F8		0-1 F9	
Roberto Alomar, S OBP: 0.362, SLG: 0.447 (1, 4)	2-1 G4-3			3-2 2B 1B	2-2 F7	4-1 1B 2-3 BB		2-1 E4	
Manny Ramirez, R OBP: 0.452, SLG: 0.670 Jolbert Cabrera, R OBP: 0.304, SLG: 0.318 (1, 9) (9, 9)		3-3 K		2-2 1B 2B	2-3 K	2-1 G6-3		2-0 F3	
Jim Thome, L OBP: 0.415, SLG: 0.574 (1, 10)		3-3 K		4-2 1B BB		0-0 HR	0-1 FC6-5		
David Segui, S OBP: 0.395, SLG: 0.512 (1, 3)		0-3 K		0-0 1B		4-2 1B 1B BB	4-0 FC5-4 FC6-5		
Travis Fryman, R OBP: 0.400, SLG: 0.530 (1, 5)			4-2 FC5-4 HBP BB	1-1 L4		1-0 1B 1B	0-0 L7		
Wil Cordero, R OBP: 0.330, SLG: 0.466 Dave Roberts, L OBP: 0.250, SLG: 0.250 (7, PR) (8, 7)			1-1 FC5-4	3-2 G6-3		1-2 F9	0-2 FC6-5		
Sandy Alomar Jr., R OBP: 0.333, SLG: 0.417 (1, 2)			2-0 FC5-4		0-0 E 1B	2-1 1B 1B	1-2 FC5-4		

Inning Stats	R: 0	H: 0	E: 0	LOB: 0	K: 0	S: 6	P: 11	R: 0	H: 0	E: 0	LOB: 0	K: 3	S: 9	P: 15	R: 0	H: 0	E: 0	LOB: 1	K: 0	S: 7	P: 16	R: 2	H: 3	E: 0	LOB: 2	K: 0	S: 19	P: 35	R: 1	H: 1	E: 1	LOB: 1	K: 2	S: 13	P: 21	R: 4	H: 4	E: 0	LOB: 2	K: 0	S: 17	P: 33	R: 0	H: 1	E: 0	LOB: 2	K: 0	S: 11	P: 16	R: 0	H: 0	E: 1	LOB: 1	K: 0	S: 6	P: 10
--------------	------	------	------	--------	------	------	-------	------	------	------	--------	------	------	-------	------	------	------	--------	------	------	-------	------	------	------	--------	------	-------	-------	------	------	------	--------	------	-------	-------	------	------	------	--------	------	-------	-------	------	------	------	--------	------	-------	-------	------	------	------	--------	------	------	-------

PITCHER	IP	WLS	BF	H	R	ER	SO	BB	IBB	HBP	BLK	WP	HR	S	P	ERA	WHIP
Paul Wilson, R ERA: 2.25 (1, 1)	5.0		22	4	3	2	5	2	0	1	0	0	0	54	98	3.60	1.200
Tony Fiore, R ERA: 6.48 (6, 1)	1.0	L	9	4	4	3	0	2	0	0	0	0	1	17	33	27.00	6.000
Dan Wheeler, R ERA: 7.11 (7, 1)	2.0		9	1	0	0	0	1	0	0	0	0	0	17	26	0.00	1.000

Batter	1	2	3	4	5	6	7	8	9	AB R H RBI BB SO LOB	TOP													
Gerald Williams, R OBP: 0.320, SLG: 0.446 (1, 8) C B B B X	3-2 G6-3 ①		3-2 1B		0-1 B1-3 ③			1-3 K ①		4 0 1 0 0 1 0	Tampa Bay Devil Rays @ Cleveland Indians Jacobs Field, Cleveland, OH Wed Sep 06 2000, 7:05 PM EDT Att. 42,742 - Sunny - 71 F livebaseballscorecards.com													
Russ Johnson, R OBP: 0.321, SLG: 0.311 (1, 6) C C C X	1-2 G6-3 ②		1-2 G1-3 ③			1-3 K2-3 ①		0-0 F9 ②		4 0 0 0 0 1 1														
Vinny Castilla, R OBP: 0.262, SLG: 0.323 (1, 5) B S C B X	2-2 1B			0-2 F7 ①		0-0 F9 ②		0-3 K ③		4 0 1 0 0 1 0														
Fred McGriff, L OBP: 0.367, SLG: 0.440 (1, 3) B X	1-0 G4-3 ③			0-0 G6-3 ②		4-2 BB		0-0 G4-3 ①		3 0 0 0 1 0 1														
Greg Vaughn, R OBP: 0.374, SLG: 0.511 (1, 10) X		0-0 G5-3 ①		4-2 HR BB		0-0 G5-3 ③		1-0 F8 ②		3 1 0 0 1 0 1														
Steve Cox, L OBP: 0.403, SLG: 0.488 (1, 7) C C C		0-3 K ②		1-0 HR			2-0 S 1B		2-3 K ③			4 1 2 2 0 2 0												
Bobby Smith, R OBP: 0.283, SLG: 0.388 (1, 4) C C C		0-3 K ③		1-3 K ③			2-3 K ①			3 0 0 0 0 3 1														
John Flaherty, R OBP: 0.304, SLG: 0.370 (1, 2) B B X			2-0 F8 ①		1-1 F9 ①		3-2 F7 ②			3 0 0 0 0 0 1														
Jose Guillen, R OBP: 0.323, SLG: 0.436 (1, 9) S S S B S B S X			2-3 K2-3 ②		2-2 G1-3 ②		1-3 K ③			3 0 0 0 0 2 1														
Inning Stats	R: 0 E: 0 K: 0 S: 10	H: 1 LOB: 1 BB: 0 P: 17	R: 0 E: 0 K: 2 S: 7	H: 0 LOB: 0 BB: 0 P: 7	R: 0 E: 0 K: 1 S: 11	H: 1 LOB: 1 BB: 0 P: 19	R: 2 E: 0 K: 1 S: 10	H: 1 LOB: 0 BB: 1 P: 16	R: 0 E: 0 K: 0 S: 8	H: 0 LOB: 0 BB: 0 P: 11	R: 0 E: 0 K: 1 S: 8	H: 0 LOB: 1 BB: 1 P: 13	R: 0 E: 0 K: 2 S: 14	H: 1 LOB: 1 BB: 0 P: 22	R: 0 E: 0 K: 2 S: 7	H: 0 LOB: 0 BB: 0 P: 8	R: 0 E: 0 K: 1 S: 5	H: 0 LOB: 0 BB: 0 P: 8	R: 0 E: 0 K: 1 S: 5	H: 0 LOB: 0 BB: 0 P: 8	1B: 3 2B: 0 3B: 0 HR: 1	SF: 0 SAC: 0 DP: 0 HBP: 0	WP: 0 PB: 0 SB: 1 CS: 0	PA: 33
PITCHER Chuck Finley, L ERA: 4.24 Paul Shuey, R ERA: 3.46	IP 7.0 2.0	WLS W 6	BF 27 6	H 4 0	R 2 0	ER 2 0	SO 7 3	BB 2 0	IBB 0 0	HBP 0 0	BLK 0 0	WP 0 0	HR 1 0	S 68 12	P 105 16	ERA 2.57 0.00	WHIP 0.857 0.000							



Batter	1	2	3	4	5	6	7	8	9	AB	R	H	RBI	BB	SO	LOB	TOP										
Gerald Williams, R OBP: 0.321, SLG: 0.445 (1, 8) X	0-0 S 1B	1-2 F3		0-2 L8			0-2 1B 1B	1-3 K2-3		5	1	2	0	0	1	5											
Miguel Cairo, R OBP: 0.318, SLG: 0.333 (1, 4) C X	0-1 P6		0-0 L1		2-2 F8		0-1 1B 1B	2-3 K		5	1	1	0	0	1	1											
Steve Cox, L OBP: 0.403, SLG: 0.490 (1, 9) B F F B B C Jose Guillen, R OBP: 0.323, SLG: 0.436 (8, 9) B F B C	3-3 K 1-2		1-0 2B		0-0 FC5-4 1B		2-0 F8	2-3 K		5	0	2	0	0	2	3											
Fred McGriff, L OBP: 0.365, SLG: 0.437 (1, 3) B X	1-0 G3		1-1 F7		4-1 FC5-4 BB		1-1 F7		2-3 K	4	0	0	0	1	1	4											
Greg Vaughn, R OBP: 0.372, SLG: 0.507 (1, 10) C B B X		1-1 F5	2-3 K		3-3 K		1-0 1B 1B	1-3 K2-3		5	1	1	1	0	3	3											
Vinny Castilla, R OBP: 0.267, SLG: 0.328 (1, 5) S B B X		1-2 HBP 1B 1B		0-1 G4-3	0-0 FC5-4		2-1 1B 1B	2-1 1B 1B		5	1	3	1	0	0	2											
Mike DiFelice, R OBP: 0.276, SLG: 0.378 (1, 2) C C C Aubrey Huff, L OBP: 0.321, SLG: 0.456 (7, PH) X Kenny Kelly, R OBP: 0.305, SLG: 0.371 (7, 2) B B F F X		0-3 K		0-0 FC6-4 1B 1B		1-3 K	1-2 1B 1B	2-1 1B 1B		3	0	1	0	0	2	1											
John Flaherty, R OBP: 0.305, SLG: 0.371 (7, 2) B B F F X							1-3 3-H 1B	1-2 1B		1	0	1	0	0	0	0											
Jason Tynen, L OBP: 0.279, SLG: 0.284 (1, 7) X		0-0 HBP 1B		2-2 FC6-4 1B		1-3 K	0-1 1B	2-3 K2-3		5	0	3	1	0	2	2											
Felix Martinez, S OBP: 0.308, SLG: 0.287 (1, 6) S B H		2-1 HBP		2-2 FC6-4		0-1 F8	1-3 K			3	0	0	0	0	1	4											
		1-2 2-3 HBP		1-2f 2-3																							
Inning Stats	R: 0 E: 0 K: 1 S: 7	H: 1 LOB: 1 BB: 0 P: 11	R: 0 E: 0 K: 1 S: 14	H: 2 LOB: 3 BB: 0 P: 19	R: 0 E: 0 K: 1 S: 7	H: 1 LOB: 1 BB: 0 P: 11	R: 0 E: 0 K: 0 S: 13	H: 2 LOB: 2 BB: 0 P: 17	R: 0 E: 0 K: 1 S: 10	H: 1 LOB: 2 BB: 1 P: 19	R: 0 E: 0 K: 2 S: 8	H: 0 LOB: 0 BB: 0 P: 10	R: 4 E: 0 K: 1 S: 20	H: 6 LOB: 2 BB: 0 P: 28	R: 0 E: 0 K: 3 S: 9	H: 0 LOB: 0 BB: 0 P: 14	R: 0 E: 0 K: 3 S: 15	H: 2 LOB: 2 BB: 0 P: 24	1B: 14 2B: 1 3B: 0 HR: 0	SF: 0 SAC: 0 DP: 0 HBP: 1	WP: 0 PB: 0 SB: 1 CS: 0	PA: 44					
PITCHER	IP	WLS	BF	H	R	ER	SO	BB	IBB	HBP	BLK	WP	HR	S	P	ERA	WHIP										
Bartolo Colon, R ERA: 4.33 (1, 1)	6.2		32	10	3	3	6	1	0	1	0	0	0	69	101	4.05	1.650										
Steve Karsay, R ERA: 4.0 (7, 1)	0.0	L	3	3	1	1	0	0	0	0	0	0	0	7	10	∞	∞										
Ricardo Rincon, L ERA: 2.77 (7, 1)	0.1		1	0	0	0	1	0	0	0	0	0	0	3	4	0.00	0.000										
Justin Speier, R ERA: 3.36 (8, 1)	0.2		2	0	0	0	2	0	0	0	0	0	0	6	9	0.00	0.000										
Cameron Caimcross, L ERA: 1.69 (8, 1)	0.2		2	0	0	0	2	0	0	0	0	0	0	6	10	0.00	0.000										
PITCHER	IP	WLS	BF	H	R	ER	SO	BB	IBB	HBP	BLK	WP	HR	S	P	ERA	WHIP										
Chris Nichting, R ERA: 2.25 (9, 1)	0.2		4	2	0	0	2	0	0	0	0	0	0	12	19	0.00	3.000										

Tampa Bay Devil Rays @ Cleveland Indians
Jacobs Field, Cleveland, OH
 Thu Sep 07 2000, 7:05 PM EDT
 Att. 42,709 - Sunny - 76 F

AB	42
R	4
H	15
RBI	4
BB	1
SO	13
LOB	25



Batter	1	2	3	4	5	6	7	8	9	AB	R	H	RBI	BB	SO	LOB
Kenny Lofton, L OBP: 0.370, SLG: 0.438 (1, 8)	1-1 G4-6-3 1B		4-2 1B BB		0-1 CS 1B		3-3 K			3	1	2	0	1	1	0
Omar Vizquel, S OBP: 0.363, SLG: 0.377 (1, 6)	0-1 G4-6-3 1-2f		0-0 G4-3		2-1 F7		2-1 P4			4	0	0	0	0	0	4
Roberto Alomar, S OBP: 0.363, SLG: 0.460 (1, 4)	3-3 K		1-2 E S 1B		3-3 K2-3		2-2 F8			4	0	1	2	0	2	0
Manny Ramirez, R OBP: 0.450, SLG: 0.660 (1, 9)		4-0 G1-3 BB	3-3 K		1-2 G6-3		4-2 BB			2	0	0	0	2	1	1
Jim Thome, L OBP: 0.413, SLG: 0.569 (1, 10)		0-0 G1-3		0-2 F8		0-0 G4-3		0-0 P5		4	0	0	0	0	0	2
David Segui, S OBP: 0.395, SLG: 0.508 (1, 3)		0-0 F8		4-2 PB 3B BB		0-0 1B		1-1 G5-3		3	1	1	0	1	0	1
Travis Fryman, R OBP: 0.401, SLG: 0.528 (1, 5)		3-2 P4		3-3 K		3-3 K		2-1 FC6-4 1B		4	0	1	0	0	2	3
Wil Cordero, R OBP: 0.328, SLG: 0.466 (1, 7)		1-1 F9		1-1 3B		2-1 F2		3-1 FC6-4 WP		4	0	1	1	0	0	1
Dave Roberts, L OBP: 0.250, SLG: 0.250 (9, PR)		0-0 G4-3 1B		0-1 G5-3		1-2 F7		3-2 F7		0	0	0	0	0	0	0
Einar Diaz, R OBP: 0.323, SLG: 0.397 (1, 2)			0-0 G4-3 1B							3	1	1	0	0	0	1
Russell Branyan, L OBP: 0.336, SLG: 0.594 (9, PH)										1	0	0	0	0	0	1

Inning Stats	R: 0	H: 1	E: 0	LOB: 0	K: 1	S: 8	R: 0	H: 0	E: 0	LOB: 1	K: 0	S: 6	R: 2	H: 2	E: 0	LOB: 1	K: 1	S: 14	R: 1	H: 1	E: 0	LOB: 1	K: 1	S: 15	R: 0	H: 1	E: 0	LOB: 0	K: 1	S: 8	R: 0	H: 1	E: 0	LOB: 1	K: 1	S: 11	R: 0	H: 0	E: 0	LOB: 0	K: 1	S: 15	R: 0	H: 0	E: 0	LOB: 1	K: 0	S: 10	R: 0	H: 1	E: 0	LOB: 2	K: 0	S: 9	R: 0	H: 1	E: 0	LOB: 0	K: 0	S: 9	1B: 6	SF: 0	2B: 0	SAC: 0	3B: 1	DP: 1	HR: 0	HBP: 0	WP: 1	PA: 36
--------------	------	------	------	--------	------	------	------	------	------	--------	------	------	------	------	------	--------	------	-------	------	------	------	--------	------	-------	------	------	------	--------	------	------	------	------	------	--------	------	-------	------	------	------	--------	------	-------	------	------	------	--------	------	-------	------	------	------	--------	------	------	------	------	------	--------	------	------	-------	-------	-------	--------	-------	-------	-------	--------	-------	--------

PITCHER	IP	WLS	BF	H	R	ER	SO	BB	IBB	HBP	BLK	WP	HR	S	P	ERA	WHIP
Bryan Rekar, R ERA: 4.57 (1, 1)	6.0	W	25	6	3	3	5	3	0	0	0	0	0	62	97	4.50	1.500
Esteban Yan, R ERA: 6.49 (7, 1)	1.2	H	5	0	0	0	1	0	0	0	0	0	0	21	31	0.00	0.000
Roberto Hernandez, R ERA: 2.89 (8, 1)	1.1	S	6	1	0	0	0	1	0	0	0	1	0	13	26	0.00	1.500

Tampa Bay Devil Rays @ Cleveland Indians
Jacobs Field, Cleveland, OH
 Thu Sep 07 2000, 7:05 PM EDT
 Att: 42,709 - Sunny - 76 F

AB 32
 R 3
 H 7
 RBI 3
 BB 4
 SO 6
 LOB 14



Batter	1	2	3	4	5	6	7	8	9	AB R H RBI BB SO LOB	TOP											
Ray Durham, S (1, 4) OBP: 0.363, SLG: 0.457	1-0 G4-3		1-3 K		4-1 WP E BB	4-2 BB			1-0 G4-3	3 0 0 0 2 1 0												
Jose Valentin, S (1, 6) OBP: 0.352, SLG: 0.515	2-2 P5		1-2 HR		1-0 E1 WP	1-1 F7			1-0 G3	5 1 1 1 0 0 4												
Frank Thomas, R (1, 10) OBP: 0.443, SLG: 0.650	1-1 1B		1-2 F8		3-2 L3		0-0 F9		4-0 FC6-4 BB	4 0 1 0 1 0 2												
Magglio Ordonez, R (1, 9) OBP: 0.383, SLG: 0.561	2-2 F7		1-2 G6-3		1-3 K		2-2 G5-3		1-1 FC6-4 1-2f	5 0 0 0 0 1 4												
Carlos Lee, R (1, 7) OBP: 0.349, SLG: 0.508		2-1 14 HR 1B		1-2 1B S 1B	0-0 F9		1-1 1B			4 2 3 0 0 0 2												
14 Paul Konerko, R (1, 3) OBP: 0.368, SLG: 0.481		2-0 1-H HR		1-1 F9		0-3 K	2-2 F8			4 1 1 2 0 1 2												
Herbert Perry, R (1, 5) OBP: 0.348, SLG: 0.458		1-3 K		2-3 K		3-2 P6		0-0 G5-3		4 0 0 0 0 2 1												
Chris Singleton, L (1, 8) OBP: 0.302, SLG: 0.378		0-1 G4-3		1-1 1B S 2-H 1B		3-2 2B 1B		0-3 K		4 1 2 1 0 1 0												
Charles Johnson, R (1, 2) OBP: 0.373, SLG: 0.572		2-3 K		3-2 1B 1-H		1-0 2B		0-3 K		4 0 2 1 0 2 0												
Inning Stats	R: 0 E: 0 K: 0 S: 10	H: 1 LOB: 1 BB: 0 P: 16	R: 2 E: 0 K: 2 S: 12	H: 2 LOB: 0 BB: 0 P: 19	R: 1 E: 0 K: 1 S: 12	H: 1 LOB: 0 BB: 0 P: 16	R: 2 E: 0 K: 1 S: 15	H: 3 LOB: 1 BB: 0 P: 21	R: 0 E: 1 K: 1 S: 10	H: 0 LOB: 2 BB: 1 P: 19	R: 0 E: 0 K: 1 S: 19	H: 2 LOB: 3 BB: 1 P: 31	R: 0 E: 0 K: 0 S: 9	H: 1 LOB: 1 BB: 0 P: 14	R: 0 E: 0 K: 2 S: 8	H: 0 LOB: 0 BB: 0 P: 8	R: 0 E: 0 K: 0 S: 4	H: 0 LOB: 1 BB: 1 P: 11	1B: 7 2B: 1 3B: 0 HR: 2	SF: 0 SAC: 0 DP: 0 HBP: 0	WP: 1 PB: 0 SB: 2 CS: 0	PA: 40
PITCHER	IP WLS BF H R ER SO BB IBB HBP BLK WP HR S P ERA WHIP	PITCHER																				
Steve Woodard, R (1, 1) ERA: 6.32	4.0 L 18 7 5 5 4 0 0 0 0 0 2 49 72 11.25 1.750	Paul Shuey, R (8, 1) ERA: 3.36																				
Justin Speier, R (5, 1) ERA: 3.26	1.2 10 2 0 0 2 2 0 0 0 1 0 27 47 0.00 2.400																					
Cameron Cairncross, L (6, 1) ERA: 1.59	0.1 1 0 0 0 0 0 0 0 0 0 0 2 3 0.00 0.000																					
Steve Reed, R (7, 1) ERA: 4.99	1.1 5 1 0 0 0 0 0 0 0 0 0 10 15 0.00 0.750																					
Ricardo Rincon, L (8, 1) ERA: 2.7	0.1 1 0 0 0 1 0 0 0 0 0 0 3 3 0.00 0.000																					

Chicago White Sox @ Cleveland Indians

Jacobs Field, Cleveland, OH

Fri Sep 08 2000, 7:05 PM EDT

Att. 42,526 - Cloudy - 78 F

livebaseballscorecards.com

AB	37
R	5
H	10
RBI	5
BB	3
SO	8
LOB	15



Batter	1	2	3	4	5	6	7	8	9	AB R H RBI BB SO LOB
Kenny Lofton, L OBP: 0.372, SLG: 0.439 (1, 8)	3-2 G4-3 1B		2-1 G4-3		2-2 F8 1B		4-0 BB BB		1-1 F6	4 2 2 0 1 0 0
Omar Vizquel, S OBP: 0.364, SLG: 0.376 (1, 6)	3-2 G4-3		0-2 F7		0-0 1B F8 1B		4-0 BB BB		0-2 G3	4 0 1 0 1 0 1
Roberto Alomar, S OBP: 0.362, SLG: 0.457 (1, 4)	2-1 G4-3			1-2 S 2B 1B	2-1 F8		2-2 F3		2-2 G4-3	5 1 1 0 0 0 5
Manny Ramirez, R OBP: 0.456, SLG: 0.666 (1, 9)	1-1 1B			3-2 1B 2B	0-0 G4-6-3 1B		4-2 BB			3 1 3 3 1 0 0
Jim Thome, L OBP: 0.412, SLG: 0.566 (1, 10)	1-3 K			0-2 G3 G3-1 1B	3-2 G4-6-3		1-0 L3			4 0 1 1 0 1 6
David Segui, S OBP: 0.392, SLG: 0.504 (1, 3)		2-2 F8		0-2 G3-1		1-1 G1-3		2-2 F9		4 0 0 0 0 0 4
Travis Fryman, R OBP: 0.400, SLG: 0.525 (1, 5)		2-3 K		4-2 G3 BB		3-2 F9		0-0 G6-3		3 0 0 0 1 1 0
Wil Cordero, R OBP: 0.328, SLG: 0.465 (1, 7)		0-2 G5-3		0-0 G3		1-2 1B		1-0 G5-3		4 0 1 0 0 0 2
Sandy Alomar Jr., R OBP: 0.329, SLG: 0.411 (1, 2)			2-0 G6-3		0-0 G6-3		3-2 P6		1-0 P6	3 0 0 0 0 0 3
Russell Branyan, L OBP: 0.333, SLG: 0.589 (8, PH)										1 0 0 0 0 0 0
Einar Diaz, R OBP: 0.323, SLG: 0.397 (9, 2)										0 0 0 0 0 0 0

Inning Stats	R: 1 E: 0 K: 1 S: 13	H: 2 LOB: 1 BB: 0 P: 23	R: 0 E: 0 K: 1 S: 10	H: 0 LOB: 0 BB: 0 P: 14	R: 0 E: 0 K: 0 S: 6	H: 0 LOB: 0 BB: 0 P: 10	R: 2 E: 0 K: 0 S: 22	H: 3 LOB: 2 BB: 1 P: 30	R: 1 E: 0 K: 0 S: 12	H: 3 LOB: 1 BB: 0 P: 19	R: 0 E: 0 K: 0 S: 11	H: 1 LOB: 1 BB: 0 P: 19	R: 0 E: 0 K: 0 S: 15	H: 0 LOB: 3 BB: 3 P: 32	R: 0 E: 0 K: 0 S: 3	H: 0 LOB: 0 BB: 0 P: 5	R: 0 E: 0 K: 0 S: 9	H: 0 LOB: 0 BB: 0 P: 12	1B: 8 2B: 1 3B: 0 HR: 0	SF: 0 SAC: 0 DP: 1 HBP: 0
--------------	-------------------------------	----------------------------------	-------------------------------	----------------------------------	------------------------------	----------------------------------	-------------------------------	----------------------------------	-------------------------------	----------------------------------	-------------------------------	----------------------------------	-------------------------------	----------------------------------	------------------------------	---------------------------------	------------------------------	----------------------------------	----------------------------------	------------------------------------

PITCHER	IP	WLS	BF	H	R	ER	SO	BB	IBB	HBP	BLK	WP	HR	S	P	ERA	WHIP
James Baldwin, R ERA: 4.58 (1, 1)	4.1		22	8	4	4	2	1	0	0	0	0	0	59	89	8.31	2.077
56 Mark Buehrle, L ERA: 4.14 (5, 1)	1.1	W	4	1	0	0	0	0	0	0	0	0	0	12	20	0.00	0.750
Sean Lowe, R ERA: 6.54 (6, 1)	0.1	H	1	0	0	0	0	0	0	0	0	0	0	3	6	0.00	0.000
Kelly Wunsch, L ERA: 2.89 (7, 1)	0.0		2	0	0	0	0	2	0	0	0	0	0	8	8	∞	∞
Bob Howry, R ERA: 3.16 (7, 1)	2.0	H	7	0	0	0	0	1	0	0	0	0	0	18	29	0.00	0.500


BOTTOM

Chicago White Sox @ Cleveland Indians
Jacobs Field, Cleveland, OH

Fri Sep 08 2000, 7:05 PM EDT
Att: 42,526 - Cloudy - 78 F

livebaseballscorecards.com

AB	35
R	4
H	9
RBI	4
BB	4
SO	2
LOB	21



WP: 0	PA: 39
PB: 0	
SB: 1	
CS: 0	

Batter	1	2	3	4	5	6	7	8	9	AB R H RBI BB SO LOB	TOP											
Ray Durham, S (1, 4) OBP: 0.362, SLG: 0.454	1-3 K		1-2 F7		4-2 G4-6-3 BB		2-0 F7		0-2 F8	4 0 0 0 1 1 1												
Jose Valentin, S (1, 6) OBP: 0.351, SLG: 0.511	1-1 F8		1-3 K		0-0 G4-6-3		4-2 PB BB		2-2 P5	4 0 0 0 1 1 2												
Frank Thomas, R (1, 10) OBP: 0.443, SLG: 0.651	1-1 1B 1B			0-0 F8	2-1 2B		3-1 G5-3			4 0 2 2 0 0 1												
Magglio Ordonez, R (1, 9) OBP: 0.382, SLG: 0.559	0-1 1B			2-2 F7	2-2 G6-3		3-3 K			4 0 1 0 0 1 2												
Carlos Lee, R (1, 7) OBP: 0.348, SLG: 0.506	2-2 P3			3-2 14 BB 1B		2-2 G5-3		1-3 K		4 0 1 0 0 1 2												
14 Paul Konerko, R (1, 3) OBP: 0.368, SLG: 0.478		1-3 K		4-1 1B BB		0-2 F7		0-0 G5-3		3 0 0 0 1 1 0												
Greg Norton, S (1, 5) OBP: 0.354, SLG: 0.404		2-3 K		3-3 K		4-2 BB		0-2 2B		3 0 1 0 1 2 2												
Chris Singleton, L (1, 8) OBP: 0.302, SLG: 0.378		2-0 F7			1-1 BB 1B G4-6-3 1B		0-0 G1-3		0-3 K	2 1 1 0 0 0 0 2 0 0 0 0 1 2												
Jeff Abbott, R (6, PH) OBP: 0.338, SLG: 0.381																						
Mark Johnson, L (1, 2) OBP: 0.311, SLG: 0.322			1-1 G3-1		0-0 G4-6-3 BB 2B 1B		4-2 PB WP G5-3 BB		0-0 G1-3	2 1 1 0 0 0 0 0 1 0 0 1 0 0 1 0 0 0 0 0 0												
Tony Graffanino, R (7, PH) OBP: 0.372, SLG: 0.390																						
Josh Paul, R (7, 2) OBP: 0.329, SLG: 0.406																						
Inning Stats	R: 0 E: 0 K: 1 S: 12	H: 2 LOB: 2 BB: 0 P: 17	R: 0 E: 0 K: 2 S: 7	H: 0 LOB: 0 BB: 0 P: 12	R: 0 E: 0 K: 1 S: 9	H: 0 LOB: 0 BB: 0 P: 12	R: 0 E: 0 K: 1 S: 11	H: 1 LOB: 2 BB: 1 P: 23	R: 2 E: 0 K: 0 S: 11	H: 3 LOB: 1 BB: 1 P: 20	R: 0 E: 0 K: 0 S: 11	H: 0 LOB: 1 BB: 1 P: 17	R: 1 E: 0 K: 1 S: 11	H: 0 LOB: 1 BB: 2 P: 27	R: 0 E: 0 K: 2 S: 10	H: 1 LOB: 1 BB: 0 P: 11	R: 0 E: 0 K: 0 S: 7	H: 0 LOB: 0 BB: 0 P: 9	1B: 5 2B: 2 3B: 0 HR: 0	SF: 0 SAC: 0 DP: 1 HBP: 0	WP: 1 PB: 1 SB: 0 CS: 0	PA: 38
PITCHER	IP WLS BF H R ER SO BB IBB HBP BLK WP HR S P ERA WHIP																					
Dave Burba, R (1, 1) ERA: 4.51	5.2 W 25 6 2 2 5 3 0 0 0 0 0 60 100 3.18 1.588																					
Ricardo Rincon, L (6, 1) ERA: 2.57	0.2 H 4 0 1 0 0 2 0 0 0 1 0 7 17 0.00 3.000																					
Paul Shuey, R (7, 1) ERA: 3.33	0.2 2 0 0 0 1 0 0 0 0 0 0 5 11 0.00 0.000																					
Steve Karsay, R (8, 1) ERA: 3.94	1.0 4 1 0 0 2 0 0 0 0 0 0 10 11 0.00 1.000																					
Bob Wickman, R (9, 1) ERA: 2.95	1.0 3 0 0 0 0 0 0 0 0 0 0 7 9 0.00 0.000																					

Chicago White Sox @ Cleveland Indians
 Jacobs Field, Cleveland, OH
 Sat Sep 09 2000, 1:25 PM EDT
 Att. 42,561 - Cloudy - 76 F

livebaseballscorecards.com

AB	33
R	3
H	7
RBI	2
BB	5
SO	8
LOB	12



Batter	1	2	3	4	5	6	7	8	9
Kenny Lofton, L OBP: 0.371, SLG: 0.436 (1, 8)	2-3 K 1-2f	2-0 G3-6-3 1-2f		0-0 F5		0-1 HBP 2B 1B		2-2 F7	
Omar Vizquel, S OBP: 0.367, SLG: 0.377 (1, 6)	4-2 E 2B BB	1-1 CS 1B		4-2 BB		2-1 2B HBP		3-1 G3	
Roberto Alomar, S OBP: 0.366, SLG: 0.466 (1, 4)	1-2 G6-3 1-H 1B 2B	1-0 CS 1-2	2-1 2B 2B	2-1 F7		0-1 1-H 2-H 2B		1-1 BB 1B	
Manny Ramirez, R OBP: 0.454, SLG: 0.664 (1, 9)	1-2 G6-3 2-3		1-1 1B 2B	1-3 K		0-3 K		4-1 BB	
Dave Roberts, L OBP: 0.400, SLG: 0.250 (8, PH) (9, 7)								1-2 BB	
Jim Thome, L OBP: 0.410, SLG: 0.561 (1, 10)	4-2 1B 2B BB		3-1 F8		2-3 K		0-0 F8	2-2 G6-3	
David Segui, S OBP: 0.395, SLG: 0.506 (1, 3)	1-0 2B 1-2 3-H 1B		0-0 1B		1-0 G3		3-2 FC5-4 1B		
Travis Fryman, R OBP: 0.399, SLG: 0.525 (1, 5)	3-2 1-3 2-H 2B		3-2 E6 HBP		2-2 G4-3		0-0 FC5-4 1-2f HR		
Wil Cordero, R OBP: 0.328, SLG: 0.464 (1, 7)	2-1 G3		2-0 HBP		1-3 K		1-2 1-H HR		
Russell Bryan, L OBP: 0.336, SLG: 0.611 (3, PR) (4, 7)									
Jolbert Cabrera, R OBP: 0.304, SLG: 0.318 (8, 7) (9, 9)			1-2 HBP						
Einar Diaz, R OBP: 0.322, SLG: 0.392 (1, 2)		4-1 G3-6-3 BB	3-2 P6			0-1 F7	0-3 K		

Inning Stats	R: 3	H: 3	E: 1	LOB: 2	K: 1	S: 19	R: 0	H: 1	E: 0	LOB: 0	K: 0	S: 4	R: 2	H: 3	E: 1	LOB: 2	K: 0	S: 13	R: 0	H: 0	E: 0	LOB: 1	K: 1	S: 10	R: 0	H: 0	E: 0	LOB: 0	K: 1	S: 8	R: 2	H: 2	E: 0	LOB: 1	K: 2	S: 13	R: 2	H: 2	E: 0	LOB: 0	K: 1	S: 12	R: 0	H: 1	E: 0	LOB: 2	K: 0	S: 11		

PITCHER	IP	WLS	BF	H	R	ER	SO	BB	IBB	HBP	BLK	WP	HR	S	P	ERA	WHIP
Jon Garland, R ERA: 6.49 (1, 1)	2.2	L	15	7	5	5	1	3	0	0	0	0	0	30	62	16.88	3.750
Kevin Beirne, R ERA: 7.07 (3, 1)	3.0		15	2	2	2	3	1	0	2	0	0	0	34	57	6.00	1.000
Chad Bradford, R ERA: 7.71 (6, 1)	0.1		1	0	0	0	1	0	0	0	0	0	0	3	3	0.00	0.000
Matt Ginter, R ERA: 13.5 (7, 1)	2.0		10	3	2	2	1	1	0	0	0	0	1	23	39	9.00	2.000

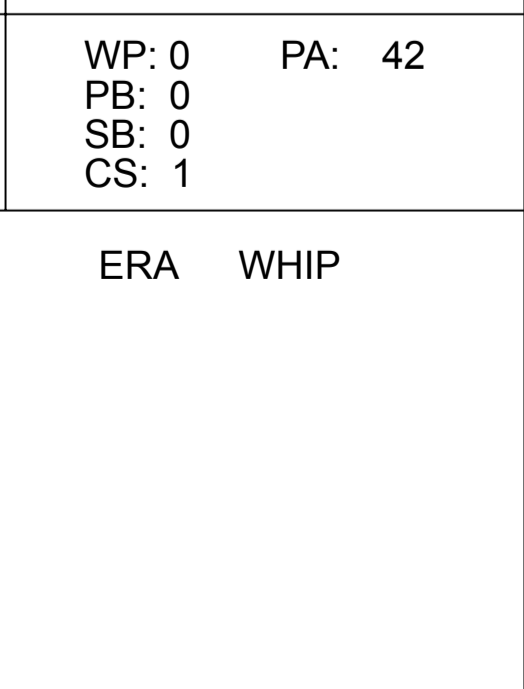
AB	R	H	RBI	BB	SO	LOB
5	1	1	0	0	1	1
2	2	1	0	2	0	0
5	2	4	3	0	0	1
4	1	1	1	0	2	3
0	0	0	0	1	0	0
4	1	0	0	1	1	3
4	0	3	2	0	0	0
4	1	1	1	0	0	1
1	0	0	0	0	0	2
2	1	1	2	0	1	0
0	0	0	0	0	0	0
3	0	0	0	1	1	2

AB	R	H	RBI	BB	SO	LOB
34	9	12	9	5	6	13

WP	PA
0	42


1B	SF	2B	SAC	3B	DP	HR	HBP
6	0	5	0	0	1	1	2

WP	PA	ERA	WHIP
0	42		



Chicago White Sox @ Cleveland Indians
Jacobs Field, Cleveland, OH
 Sat Sep 09 2000, 1:25 PM EDT
 Att: 42,561 - Cloudy - 76 F

livebaseballscorecards.com

Batter	1	2	3	4	5	6	7	8	9	AB R H RBI BB SO LOB	TOP																								
												<p>Chicago White Sox @ Cleveland Indians Jacobs Field, Cleveland, OH Sun Sep 10 2000, 1:05 PM EDT</p> <p>livebaseballscorecards.com</p> <p>AB 0 R 0 H 0 RBI 0 BB 0 SO 0 LOB 0</p> 																							
Inning Stats											1B: 0 SF: 0 2B: 0 SAC: 0 3B: 0 DP: 0 HR: 0 HBP: 0	WP: 0 PA: 0 PB: 0 SB: 0 CS: 0																							
PITCHER	IP	WLS	BF	H	R	ER	SO	BB	IBB	HBP	BLK	WP	HR	S	P	ERA	WHIP	PITCHER	IP	WLS	BF	H	R	ER	SO	BB	IBB	HBP	BLK	WP	HR	S	P	ERA	WHIP

Batter	1	2	3	4	5	6	7	8	9	AB	R	H	RBI	BB	SO	LOB	TOP										
Darren Lewis, R OBP: 0.312, SLG: 0.310 (1, 9) Midre Cummings, L OBP: 0.328, SLG: 0.389 (8, PH) Troy O'Leary, L OBP: 0.324, SLG: 0.402 (8, 7)	2-2 WP 1B		2-1 1B 2B 1B	2-2 G5-3		1-1 F8		4-1 G1-3 1B BB		4	1	2	0	0	0	1											
Jose Offerman, S OBP: 0.349, SLG: 0.362 (1, 4)	0-0 F8		0-2 2B 1B 1B		2-2 G4-3	4-2 BB		0-1 G1-3 1B		4	1	2	2	1	0	1											
Carl Everett, S OBP: 0.371, SLG: 0.588 (1, 8)	2-3 K 1-2		0-2 1B 2B		0-1 G5-3	1-3 K		3-2 SF7		4	1	1	2	0	2	3											
Nomar Garciaparra, R OBP: 0.426, SLG: 0.585 (1, 6)	1-2 G5-3		0-0 HR 1B		1-0 HBP 1B 1B		1-0 G5-3	0-1 G1-3		5	1	2	2	0	0	3											
Dante Bichette, R OBP: 0.351, SLG: 0.473 (1, 10)		1-3 K	2-1 HR		2-0 HBP 1B		0-0 P4	1-3 K		5	1	2	2	0	2	2											
Bernard Gilkey, R OBP: 0.269, SLG: 0.290 (1, 7) Trot Nixon, L OBP: 0.369, SLG: 0.462 (7, PR) (7, 9)		1-3 K	0-0 F8		3-2 HBP		4-2 BB	3-3 K		2	0	0	0	1	1	0											
Jason Varitek, S OBP: 0.355, SLG: 0.408 (1, 2)		1-2 G4-3	0-0 G6-3		0-0 F8		2-2 F8	0-0 L7		5	0	0	0	0	0	4											
Brian Daubach, L OBP: 0.331, SLG: 0.477 (1, 3) Rico Brogna, L OBP: 0.287, SLG: 0.366 (8, PR) (8, 3)			2-3 K	0-0 G3		3-3 K		1-1 1B 1B 2B	0-1 P5	4	0	1	0	0	2	0											
Manny Alexander, R OBP: 0.258, SLG: 0.333 (1, 5)			4-0 1B 1B BB	1-3 K		3-1 BB 1B		1-2 1B BB SF7 1B		3	2	2	0	1	1	0											
Inning Stats	R: 0 E: 0 K: 1 S: 10	H: 1 LOB: 1 BB: 0 P: 15	R: 0 E: 0 K: 2 S: 9	H: 0 LOB: 0 BB: 0 P: 12	R: 6 E: 0 K: 1 S: 16	H: 5 LOB: 0 BB: 1 P: 26	R: 0 E: 0 K: 1 S: 9	H: 0 LOB: 0 BB: 0 P: 12	R: 0 E: 0 K: 0 S: 10	H: 2 LOB: 3 BB: 0 P: 18	R: 0 E: 0 K: 2 S: 13	H: 1 LOB: 2 BB: 1 P: 25	R: 0 E: 0 K: 0 S: 7	H: 0 LOB: 1 BB: 1 P: 14	R: 2 E: 0 K: 1 S: 16	H: 3 LOB: 2 BB: 1 P: 26	R: 0 E: 0 K: 1 S: 6	H: 0 LOB: 0 BB: 0 P: 9	1B: 9 2B: 2 3B: 0 HR: 1	SF: 1 SAC: 0 DP: 0 HBP: 1	WP: 1 PB: 0 SB: 0 CS: 0	PA: 44					
PITCHER	IP	WLS	BF	H	R	ER	SO	BB	IBB	HBP	BLK	WP	HR	S	P	ERA	WHIP										
Chuck Finley, L ERA: 4.41 (1, 1)	5.1	L	27	9	6	6	6	1	0	1	0	1	1	60	95	10.12	1.875										
Justin Speier, R ERA: 3.17 (6, 1)	1.2		7	0	0	0	1	2	0	0	0	0	0	14	27	0.00	1.200										
Steve Karsay, R ERA: 4.22 (8, 1)	0.0		2	2	2	2	0	0	0	0	0	0	0	5	7	∞	∞										
Paul Shuey, R ERA: 3.27 (8, 1)	1.0		5	1	0	0	1	1	0	0	0	0	0	11	19	0.00	2.000										
Ricardo Rincon, L ERA: 2.4 (9, 1)	1.0		3	0	0	0	1	0	0	0	0	0	0	6	9	0.00	0.000										

Boston Red Sox @ Cleveland Indians
Jacobs Field, Cleveland, OH
 Tue Sep 12 2000, 7:05 PM EDT
 Att. 42,714 - Cloudy - 70 F

AB	38
R	8
H	12
RBI	8
BB	4
SO	9
LOB	14



Batter	1	2	3	4	5	6	7	8	9	AB	R	H	RBI	BB	SO	LOB
Kenny Lofton, L OBP: 0.370, SLG: 0.433 (1, 8)	3-2 G4-3		4-2 HBP FC BB		1-1 P4		2-2 G4-3			3	0	0	0	1	0	0
Omar Vizquel, S OBP: 0.368, SLG: 0.378 (1, 6)	0-1 1B 2B		2-2 FC G6-3 HBP		1-1 G1-3			0-0 B1-3		3	2	1	0	0	0	0
Roberto Alomar, S OBP: 0.367, SLG: 0.468 (1, 4)	4-1 1B BB		1-1 FC		2-1 HR 2B			2-2 G6-3		3	1	1	1	1	0	2
Manny Ramirez, R OBP: 0.454, SLG: 0.670 (1, 9)	0-1 1-3 2-H 1B		0-0 G6-3		0-1 2-H HR			3-3 K		4	1	2	4	0	1	1
Jim Thome, L OBP: 0.407, SLG: 0.556 (1, 10)	3-1 G4-3		1-1 F9		2-1 G3			2-3 K		4	0	0	0	0	1	2
David Segui, S OBP: 0.392, SLG: 0.502 (1, 3)		3-1 L9		1-0 F9		1-2 G6-3		1-1 G3-1		4	0	0	0	0	0	0
Travis Fryman, R OBP: 0.398, SLG: 0.524 (1, 5)		1-3 K		3-2 F9		2-1 G6-3		2-2 E 2B		4	1	1	0	0	1	0
Russell Branyan, L OBP: 0.333, SLG: 0.600 (1, 7)		3-3 K		1-0 G4-3		3-3 K		2-1 E9 1B		4	0	1	0	0	2	0
Sandy Alomar Jr., R OBP: 0.328, SLG: 0.409 (1, 2)			0-0 HBP FC BB 1B		1-1 G5-3		3-2 F7		3-2 G6-3	4	1	1	0	0	0	1

Inning Stats	R: 1	H: 2	E: 0	K: 10	S: 10	LOB: 1	BB: 1	P: 20	R: 0	H: 0	E: 0	K: 2	S: 8	LOB: 0	BB: 0	P: 15	R: 2	H: 1	E: 1	K: 10	S: 10	LOB: 1	BB: 1	P: 18	R: 0	H: 0	E: 0	K: 0	S: 5	LOB: 0	BB: 0	P: 10	R: 0	H: 0	E: 0	K: 0	S: 6	LOB: 0	BB: 0	P: 9	R: 2	H: 2	E: 0	K: 12	S: 12	LOB: 0	BB: 0	P: 19	R: 0	H: 0	E: 0	K: 1	S: 10	LOB: 0	BB: 0	P: 18	R: 0	H: 0	E: 0	K: 12	S: 12	LOB: 0	BB: 0	P: 17	R: 1	H: 2	E: 1	K: 14	S: 14	LOB: 1	BB: 0	P: 24	1B: 3	2B: 3	3B: 0	HR: 1	SF: 1	SAC: 0	DP: 0	HBP: 1	WP: 0	PB: 0	SB: 0	CS: 0	PA: 36
--------------	------	------	------	-------	-------	--------	-------	-------	------	------	------	------	------	--------	-------	-------	------	------	------	-------	-------	--------	-------	-------	------	------	------	------	------	--------	-------	-------	------	------	------	------	------	--------	-------	------	------	------	------	-------	-------	--------	-------	-------	------	------	------	------	-------	--------	-------	-------	------	------	------	-------	-------	--------	-------	-------	------	------	------	-------	-------	--------	-------	-------	-------	-------	-------	-------	-------	--------	-------	--------	-------	-------	-------	-------	--------

PITCHER	IP	WLS	BF	H	R	ER	SO	BB	IBB	HBP	BLK	WP	HR	S	P	ERA	WHIP
Ramon Martinez, R ERA: 6.15 (1, 1)	5.0	W	22	5	5	5	2	2	0	0	0	0	0	43	78	9.00	1.400
Rheal Cormier, L ERA: 4.48 (6, 1)	0.2	H	2	0	0	0	0	0	0	0	0	0	0	6	9	0.00	0.000
Hector Carrasco, R ERA: 4.23 (6, 1)	0.1	H	1	0	0	0	0	0	0	0	0	0	0	2	4	0.00	0.000
Rod Beck, R ERA: 2.23 (7, 1)	2.0	H	6	0	0	0	2	0	0	0	0	0	0	22	35	0.00	0.000
Derek Lowe, R ERA: 2.69 (9, 1)	1.0	S	5	2	1	0	1	0	0	0	0	0	0	14	24	0.00	2.000

BOTTOM

Boston Red Sox @ Cleveland Indians
Jacobs Field, Cleveland, OH

Tue Sep 12 2000, 7:05 PM EDT
Att: 42,714 - Cloudy - 70 F

livebaseballscorecards.com

AB	33
R	6
H	7
RBI	5
BB	2
SO	5
LOB	6



Batter	1	2	3	4	5	6	7	8	9	AB R H RBI BB SO LOB	TOP																
Trot Nixon, L (1, 9) OBP: 0.367, SLG: 0.456	2-3 K	2-2 F7		2-1 P4		2-2 P6			4-1 BB	4 0 0 0 1 1 3																	
Jose Offerman, S (1, 4) OBP: 0.347, SLG: 0.360	0-1 1B 1B		0-0 F8		3-2 F8		0-0 G4-3		0-1 F8	5 0 1 0 0 0 1																	
Carl Everett, S (1, 8) OBP: 0.372, SLG: 0.589	2-3 K		2-2 2B		4-1 E FC4 G5-3 BB		3-2 G3-1			3 2 1 0 0 1 1																	
Nomar Garciaparra, R (1, 6) OBP: 0.424, SLG: 0.582 Donnie Sadler, R (8, 6) OBP: 0.250, SLG: 0.308	2-1 1-2 1B		2-3 K		0-0 FC4 1-3		0-0 F7			4 0 1 0 0 1 2 0 0 0 0 0 0 0																	
Troy O'Leary, L (1, 7) OBP: 0.323, SLG: 0.403	0-3 K		1-2 2B		2-1 G5-3		0-2 G4-3			4 0 1 2 0 1 3																	
Dante Bichette, R (1, 10) OBP: 0.349, SLG: 0.469			1-1 P4		0-1 F3		2-2 L3		0-1 F8	4 0 0 0 0 0 2																	
Brian Daubach, L (1, 3) OBP: 0.331, SLG: 0.475 Izzy Alcantara, R (8, PH) OBP: 0.302, SLG: 0.439			4-1 BB BB		1-2 F5		1-3 K		0-0 P4	2 0 0 0 1 1 0 1 0 0 0 0 0 0																	
Jason Varitek, S (1, 2) OBP: 0.355, SLG: 0.415 Scott Hatteberg, L (8, 2) OBP: 0.355, SLG: 0.433			2-3 K		1-3 K		2-1 HR		1-3 K	3 1 1 1 0 2 1 1 0 0 0 0 1 0																	
Lou Merloni, R (1, 5) OBP: 0.350, SLG: 0.453 Rico Brogna, L (9, PH) OBP: 0.286, SLG: 0.364			4-1 1-2 BB		0-0 1B		0-1 G5-3		0-3 K	2 0 1 0 1 0 0 1 0 0 0 0 1 0																	
Inning Stats	R: 0 E: 0 K: 3 S: 16	H: 2 LOB: 2 BB: 0 P: 22	R: 0 E: 0 K: 1 S: 12	H: 0 LOB: 2 BB: 2 P: 25	R: 1 E: 0 K: 1 S: 13	H: 2 LOB: 1 BB: 0 P: 18	R: 0 E: 0 K: 1 S: 9	H: 1 LOB: 1 BB: 0 P: 13	R: 1 E: 1 K: 0 S: 11	H: 0 LOB: 1 BB: 1 P: 22	R: 1 E: 0 K: 1 S: 11	H: 1 LOB: 0 BB: 0 P: 16	R: 0 E: 0 K: 0 S: 6	H: 0 LOB: 0 BB: 0 P: 9	R: 0 E: 0 K: 0 S: 6	H: 0 LOB: 0 BB: 0 P: 6	R: 0 E: 0 K: 2 S: 9	H: 0 LOB: 1 BB: 1 P: 14	1B: 3 2B: 2 3B: 0 HR: 1	SF: 0 SAC: 0 DP: 0 HBP: 0	WP: 0 PB: 0 SB: 0 CS: 0	PA: 38					
PITCHER	IP	WLS	BF	H	R	ER	SO	BB	IBB	HBP	BLK	WP	HR	S	P	ERA	WHIP										
Bartolo Colon, R (1, 1) ERA: 4.25	7.0	W	31	6	3	2	7	3	0	0	0	0	1	78	125	2.57	1.286										
Ricardo Rincon, L (8, 1) ERA: 2.25	1.0		3	0	0	0	0	0	0	0	0	0	0	6	6	0.00	0.000										
Bob Wickman, R (9, 1) ERA: 2.91	1.0		4	0	0	0	2	1	0	0	0	0	0	9	14	0.00	1.000										

Boston Red Sox @ Cleveland Indians
Jacobs Field, Cleveland, OH
 Wed Sep 13 2000, 7:05 PM EDT
 Att. 42,667 - Sunny - 69 F

livebaseballscorecards.com

AB	34
R	3
H	6
RBI	3
BB	4
SO	9
LOB	13



Batter	1	2	3	4	5	6	7	8	9	AB	R	H	RBI	BB	SO	LOB
Kenny Lofton, L OBP: 0.372, SLG: 0.433 (1, 8) Dave Roberts, L OBP: 0.400, SLG: 0.250 (7, PR) (8, 7)	2-0 P3	1-1 1B		0-1 P6		4-0 CS, BB	1-2 BB, HBP			3	1	1	0	1	0	1
Omar Vizquel, S OBP: 0.370, SLG: 0.380 (1, 6)	3-2 1B	2-1 1B		4-1 BB, 2B		2-3 1-2	2-0 SF7			3	1	2	2	1	1	1
Roberto Alomar, S OBP: 0.369, SLG: 0.467 (1, 4) John McDonald, R (8, 4)	2-2 1B	2-2 G3		4-2 2B, BB		1-3 K2-3	4-1 1-2, BB			3	1	1	0	2	1	1
Manny Ramirez, R OBP: 0.454, SLG: 0.678 (1, 9)	1-3 K		0-1 F8	3-0 2B			HR		P4							
Jim Thome, L OBP: 0.407, SLG: 0.553 (1, 10)	2-3 K		4-2 BB	1-0 F8			HR, BB		P1							
David Segui, S OBP: 0.390, SLG: 0.505 (1, 3)		0-2 P6	0-1 L9		2-2 G5-3		2-1 1-H, HR		3-2 F7							
Travis Fryman, R OBP: 0.398, SLG: 0.522 (1, 5)		4-2 HR, BB	0-0 P6		2-3 K		3-2 HBP, 1B, SF7, 1B		0-0 G6-3							
Russell Branyan, L OBP: 0.340, SLG: 0.623 (7, PH) Jolbert Cabrera, R OBP: 0.302, SLG: 0.316 (8, 8)		1-1 1-H, HR		3-3 1B		0-0 1B	0-2 F7									
Einar Diaz, R OBP: 0.325, SLG: 0.394 (1, 2)		0-0 F9		0-2 BB, S, 2B, 1B		3-3 K	2-2 SF7, HBP, 1B									

R: 0	H: 2	R: 3	H: 3	R: 0	H: 0	R: 3	H: 2	R: 0	H: 1	R: 4	H: 4	R: 0	H: 0	1B: 8	SF: 1	WP: 0	PA: 43
E: 0	LOB: 2	E: 0	LOB: 1	E: 0	LOB: 1	E: 0	LOB: 1	E: 0	LOB: 1	E: 0	LOB: 3	E: 0	LOB: 0	2B: 1	SAC: 0	PB: 0	
K: 2	BB: 0	K: 0	BB: 1	K: 0	BB: 1	K: 1	BB: 2	K: 0	BB: 1	K: 0	BB: 2	K: 0	BB: 0	3B: 0	DP: 0	SB: 2	
S: 15	P: 25	S: 16	P: 26	S: 7	P: 11	S: 17	P: 32	S: 10	P: 17	S: 7	P: 13	S: 23	P: 44	HR: 3	HBP: 1	CS: 1	

PITCHER	IP	WLS	BF	H	R	ER	SO	BB	IBB	HBP	BLK	WP	HR	S	P	ERA	WHIP
Tomo Ohka, R ERA: 3.63 (1, 1)	3.2	L	22	7	6	6	3	4	0	0	0	0	1	54	92	14.73	3.000
Jeff Fassero, L ERA: 5.04 (4, 1)	1.1		5	1	0	0	2	0	0	0	0	0	0	11	19	0.00	0.750
Hector Carrasco, R ERA: 4.54 (6, 1)	1.0		6	2	3	3	2	2	0	0	0	0	2	14	29	27.00	4.000
40 Sang-Hoon Lee, L ERA: 7.2 (7, 1)	0.2		5	2	1	1	0	0	0	1	0	0	0	14	22	13.50	3.000
Rick Croushore, R ERA: 6.49 (7, 1)	0.1		2	0	0	0	0	1	0	0	0	0	0	2	6	0.00	3.000

PITCHER	IP	WLS	BF	H	R	ER	SO	BB	IBB	HBP	BLK	WP	HR	S	P	ERA	WHIP
63 Paxton Crawford, R ERA: 1.88 (8, 1)	1.0		3	0	0	0	0	0	0	0	0	0	0	7	11	0.00	0.000

Boston Red Sox @ Cleveland Indians
Jacobs Field, Cleveland, OH
Wed Sep 13 2000, 7:05 PM EDT
Att: 42,667 - Sunny - 69 F

livebaseballscorecards.com

AB	34
R	10
H	12
RBI	10
BB	7
SO	7
LOB	15



Batter	1	2	3	4	5	6	7	8	9	AB R H RBI BB SO LOB	TOP
Trot Nixon, L (1, 9) OBP: 0.369, SLG: 0.455	2-0 P6		0-0 SH2-3	4-1 BB		2-2 1B WP 1B		2-3 K		3 1 1 0 1 1 0	
Jose Offerman, S (1, 4) OBP: 0.346, SLG: 0.358	3-1 F8		1-1 G4-3	2-2 F7		3-1 1B WP HR 1B		2-3 K		5 1 1 0 0 1 3	
Donnie Sadler, R (8, 4) OBP: 0.250, SLG: 0.308										0 0 0 0 0 0 0	
Carl Everett, S (1, 8) OBP: 0.376, SLG: 0.600	1-2 2B 1B		1-1 2B			3-2 1B S 1B		0-1 G3-1		5 2 4 3 0 0 0	
Nomar Garciaparra, R (1, 6) OBP: 0.426, SLG: 0.586	0-0 1-H 2B		4-0 2B			3-1 1B WP 1B 2B				4 1 2 1 1 0 1	
Troy O'Leary, L (1, 7) OBP: 0.322, SLG: 0.401	0-1 F8		2-0 G3			0-1 P5 2B		3-2 1B		5 0 1 1 0 0 4	
Dante Bichette, R (1, 10) OBP: 0.349, SLG: 0.473						0-0 F9				4 1 1 1 1 1 1	
Brian Daubach, L (1, 3) OBP: 0.329, SLG: 0.471						4-2 HR BB				4 0 0 0 0 0 2	
Rico Brogna, L (8, 3) OBP: 0.286, SLG: 0.364						2-1 F8				0 0 0 0 0 0 0	
Jason Varitek, S (1, 2) OBP: 0.352, SLG: 0.411						3-2 P3				4 0 0 0 0 1 0	
Lou Merloni, R (1, 5) OBP: 0.345, SLG: 0.436						0-1 E6				3 1 0 0 0 1 1	
Manny Alexander, R (8, 5) OBP: 0.258, SLG: 0.333						1-1 L8				0 0 0 0 0 0 0	
						G4-3 SH2-3 2B HBP					
Inning Stats	R: 1 H: 2 E: 0 LOB: 1 K: 0 BB: 0 S: 9 P: 15	R: 0 H: 0 E: 0 LOB: 0 K: 0 BB: 0 S: 12 P: 17	R: 1 H: 1 E: 0 LOB: 2 K: 0 BB: 1 S: 6 P: 15	R: 1 H: 1 E: 1 LOB: 2 K: 0 BB: 1 S: 12 P: 22	R: 0 H: 1 E: 0 LOB: 2 K: 0 BB: 1 S: 13 P: 25	R: 4 H: 5 E: 0 LOB: 1 K: 1 BB: 0 S: 19 P: 31	R: 0 H: 0 E: 0 LOB: 0 K: 1 BB: 0 S: 10 P: 17	R: 0 H: 0 E: 0 LOB: 0 K: 2 BB: 0 S: 10 P: 14	R: 0 H: 0 E: 0 LOB: 0 K: 0 BB: 0 S: 9 P: 13	1B: 5 SF: 0 2B: 3 SAC: 1 3B: 0 DP: 0 HR: 2 HBP: 1	WP: 2 PA: 42 PB: 0 SB: 1 CS: 0
PITCHER	IP WLS BF H R ER SO BB IBB HBP BLK WP HR S P ERA WHIP										
Charles Nagy, R (1, 1) ERA: 7.06	4.2 L 24 5 3 3 1 2 1 1 0 0 1 50 90 5.79 1.500										
Cameron Cairncross, L (5, 1) ERA: 2.7	1.0 4 1 1 1 1 0 0 0 0 0 0 10 15 9.00 1.000										
Justin Speier, R (6, 1) ERA: 3.62	0.0 3 3 2 2 0 0 0 0 0 1 1 7 13 ∞ ∞										
Chris Nichting, R (6, 1) ERA: 1.69	1.1 5 1 1 1 1 0 0 0 0 1 0 14 24 6.75 0.750										
Steve Karsay, R (8, 1) ERA: 4.09	2.0 6 0 0 0 0 2 0 0 0 0 0 0 19 27 0.00 0.000										

Boston Red Sox @ Cleveland Indians
Jacobs Field, Cleveland, OH
Thu Sep 14 2000, 7:05 PM EDT
Att. 42,709 - Cloudy - 65 F

livebaseballscorecards.com

AB 37
R 7
H 10
RBI 6
BB 3
SO 5
LOB 12



Batter	1	2	3	4	5	6	7	8	9	AB	R	H	RBI	BB	SO	LOB
Kenny Lofton, L (1, 8) OBP: 0.369, SLG: 0.429	2-2 G4-3			0-0 G3		0-1 G3		3-2 L9		4	0	0	0	0	0	0
Omar Vizquel, S (1, 6) OBP: 0.369, SLG: 0.379	2-2 L7			2-2 F5		0-3 K		2-2 2B 1B		4	1	1	0	0	1	0
Roberto Alomar, S (1, 4) OBP: 0.370, SLG: 0.470	1-1 G1-3			0-2 F7			3-2 S 1B 1B	2-2 1-H 2B		4	1	2	1	0	0	0
Manny Ramirez, R (1, 9) OBP: 0.452, SLG: 0.673		1-2 G6-3			0-3 K		0-1 1B 1B	0-1 G5-3		4	0	1	0	0	1	1
Jim Thome, L (1, 3) OBP: 0.408, SLG: 0.552		1-3 K			4-2 HR BB		2-3 K		0-1 G6-3 1B	3	1	1	0	1	2	2
David Segui, S (1, 10) OBP: 0.391, SLG: 0.511		1-2 G6-3			1-1 1-H HR		2-2 1-2 3-H 1B		0-0 G6-3 1-2f	4	1	2	3	0	0	1
Travis Fryman, R (1, 5) OBP: 0.395, SLG: 0.518			3-3 K		3-3 K		2-3 K		3-2 G6-3	4	0	0	0	0	3	2
Russell Bryan, L (1, 7) OBP: 0.333, SLG: 0.610			1-3 K		3-1 F7		0-3 K			3	0	0	0	0	2	2
Sandy Alomar Jr., R (1, 2) OBP: 0.325, SLG: 0.405			2-3 K			1-2 G5-3		2-1 F8		3	0	0	0	0	1	0

Inning Stats	R: 0	H: 0	E: 0	K: 0	S: 8	LOB: 0	BB: 0	P: 13	R: 0	H: 0	E: 0	K: 1	S: 10	LOB: 0	BB: 0	P: 13	R: 0	H: 0	E: 0	K: 3	S: 10	LOB: 0	BB: 0	P: 16	R: 2	H: 1	E: 0	K: 2	S: 13	LOB: 0	BB: 1	P: 24	R: 0	H: 0	E: 0	K: 1	S: 9	LOB: 0	BB: 0	P: 10	R: 1	H: 3	E: 0	K: 3	S: 18	LOB: 2	BB: 0	P: 27	R: 1	H: 2	E: 0	K: 0	S: 16	LOB: 1	BB: 0	P: 25	R: 0	H: 1	E: 0	K: 0	S: 7	LOB: 0	BB: 0	P: 10	1B: 5	SF: 0	2B: 1	SAC: 0	3B: 0	DP: 1	HR: 1	HBP: 0	WP: 0	PA: 34
--------------	------	------	------	------	------	--------	-------	-------	------	------	------	------	-------	--------	-------	-------	------	------	------	------	-------	--------	-------	-------	------	------	------	------	-------	--------	-------	-------	------	------	------	------	------	--------	-------	-------	------	------	------	------	-------	--------	-------	-------	------	------	------	------	-------	--------	-------	-------	------	------	------	------	------	--------	-------	-------	-------	-------	-------	--------	-------	-------	-------	--------	-------	--------

PITCHER	IP	WLS	BF	H	R	ER	SO	BB	IBB	HBP	BLK	WP	HR	S	P	ERA	WHIP
Pedro Martinez, R (1, 1) ERA: 1.81	7.0	W	26	4	3	3	10	1	0	0	0	0	1	75	112	3.86	0.714
Rod Beck, R (8, 1) ERA: 2.45	0.2		4	2	1	1	0	0	0	0	0	0	0	14	23	13.50	3.000
Derek Lowe, R (8, 1) ERA: 2.64	1.1	S	4	1	0	0	0	0	0	0	0	0	0	9	12	0.00	0.750

BOTTOM

Boston Red Sox @ Cleveland Indians
Jacobs Field, Cleveland, OH
 Thu Sep 14 2000, 7:05 PM EDT
 Att: 42,709 - Cloudy - 65 F

AB	33
R	4
H	7
RBI	4
BB	1
SO	10
LOB	8



PITCHER	IP	WLS	BF	H	R	ER	SO	BB	IBB	HBP	BLK	WP	HR	S	P	ERA	WHIP
---------	----	-----	----	---	---	----	----	----	-----	-----	-----	----	----	---	---	-----	------

Batter	1	2	3	4	5	6	7	8	9	AB R H RBI BB SO LOB	TOP																										
Kenny Lofton, L (1, 8) <small>OBP: 0.369, SLG: 0.429</small> Chan Perry, R (7, 7) <small>OBP: 0.143, SLG: 0.143</small>	1-0 F8	2-3 K		1-1 1B		1-0 FC4-6 1B	2-3 K		1-2 G5-3	5 0 2 1 0 2 2 1 0 0 0 0 0 0																											
Omar Vizquel, S (1, 6) <small>OBP: 0.369, SLG: 0.378</small> John McDonald, R (7, 6) <small>OBP: 0.200, SLG: 0.200</small>	4-2 2B BB		2-1 L6	2-1 F7		2-1 FC4-6 BB SF7 HR	3-1 FC4-6 1B		2-2 FC6-4 1B	4 2 1 1 1 0 4 1 0 1 0 0 0 0																											
Roberto Alomar, S (1, 4) <small>OBP: 0.368, SLG: 0.470</small> Jolbert Cabrera, R (7, 4) <small>OBP: 0.301, SLG: 0.314</small>	0-0 2B		2-1 G4-3		2-2 G3	0-0 SF7	0-2 FC4-6 HR		0-0 FC6-4	4 1 1 3 0 0 1 1 0 0 0 0 0 1																											
Manny Ramirez, R (1, 9) <small>OBP: 0.456, SLG: 0.681</small>	4-1 BB		1-0 1B		1-3 K	4-2 BB HR	1-2 1-H HR			3 2 2 2 2 1 0																											
Jim Thome, L (1, 3) <small>OBP: 0.408, SLG: 0.549</small>	2-3 K		0-3 K		0-0 1B	4-1 HR BB	2-1 G4-3			4 1 1 0 1 2 3																											
David Segui, S (1, 10) <small>OBP: 0.391, SLG: 0.515</small>	0-1 P6			1-0 G3	0-0 1B	3-1 HR		0-3 K		5 1 2 4 0 1 2																											
Travis Fryman, R (1, 5) <small>OBP: 0.394, SLG: 0.516</small> Bill Selby, L (8, PH) <small>OBP: 0.267, SLG: 0.276</small>		2-3 K		3-3 K	2-1 F7	1-0 E1 1B		2-3 K		4 0 1 0 0 2 2 1 0 0 0 0 1 0																											
Russell Branyan, L (1, 7) <small>OBP: 0.337, SLG: 0.601</small> Dave Roberts, L (6, 7) <small>OBP: 0.333, SLG: 0.200</small>		1-0 F8		1-1 1B HBP				2-2 P5		2 2 0 0 1 0 1 1 0 0 0 0 0 0																											
Sandy Alomar Jr., R (1, 2) <small>OBP: 0.332, SLG: 0.411</small>		0-1 1B		0-1 1B		1-2 FC4-6 1B SF7 1B	1-2 1B FC4-6 1B		0-0 F8	5 2 4 0 0 0 0																											
Inning Stats	R: 1 E: 0 K: 1 S: 11	H: 1 LOB: 2 BB: 2 P: 22	R: 0 E: 0 K: 2 S: 9	H: 1 LOB: 1 BB: 0 P: 14	R: 0 E: 0 K: 1 S: 8	H: 1 LOB: 1 BB: 0 P: 13	R: 1 E: 0 K: 1 S: 11	H: 2 LOB: 2 BB: 0 P: 19	R: 0 E: 0 K: 1 S: 11	H: 2 LOB: 2 BB: 0 P: 16	R: 6 E: 1 K: 0 S: 17	H: 4 LOB: 1 BB: 3 P: 38	R: 3 E: 0 K: 1 S: 18	H: 3 LOB: 0 BB: 0 P: 27	R: 0 E: 0 K: 2 S: 12	H: 0 LOB: 0 BB: 0 P: 16	R: 0 E: 0 K: 0 S: 9	H: 1 LOB: 1 BB: 0 P: 12	1B: 12 2B: 1 3B: 0 HR: 2	SF: 1 SAC: 0 DP: 0 HBP: 1	WP: 0 PB: 0 SB: 0 CS: 0	PA: 48															
PITCHER	IP WLS BF H R ER SO BB IBB HBP BLK WP HR S P ERA WHIP																																				
David Cone, R (1, 1) <small>ERA: 6.29</small> Jason Grimsley, R (6, 1) <small>ERA: 4.75</small> Craig Dingman, R (6, 1) <small>ERA: 7.36</small> Ted Lilly, L (7, 1) <small>ERA:</small> Jay Tessmer, R (9, 1) <small>ERA:</small>	5.2 L	31	9	6	6	6	4	0	1	0	0	0	0	62	108	9.53	2.294																				
	0.0	3	2	2	2	0	1	0	0	0	0	1	4	12	∞	∞																					
	1.0	6	3	3	3	1	0	0	0	0	0	1	17	25	27.00	3.000																					
	1.1	4	0	0	0	2	0	0	0	0	0	0	14	20	0.00	0.000																					
	1.0	4	1	0	0	0	0	0	0	0	0	0	9	12	0.00	1.000																					

Cleveland Indians @ New York Yankees
 Yankee Stadium, Bronx, NY
 Fri Sep 15 2000, 7:05 PM EDT
 Att. 48,443 - Sunny - 70 F

livebaseballscorecards.com

AB	41
R	11
H	15
RBI	11
BB	5
SO	9
LOB	16



Batter	1	2	3	4	5	6	7	8	9	AB	R	H	RBI	BB	SO	LOB
Jose Vizcaino, S OBP: 0.308, SLG: 0.297 (1, 4)	2-2 G5-3		0-1 G4-3		0-0 2B			0-0 F7		4	0	1	0	0	0	0
2 Derek Jeter, R OBP: 0.407, SLG: 0.476 Alfonso Soriano, R OBP: 0.182, SLG: 0.349 (1, 6) (8, 6)	1-2 1B			0-3 K	2-2 F8			1-1 G4-3		3	0	1	0	0	1	1
Paul O'Neill, L OBP: 0.349, SLG: 0.444 Ryan Thompson, R OBP: 0.348, SLG: 0.525 (1, 9) (7, 9) (8, 8)	0-3 K			4-1 F9 BB BB			1-2 G4-3	1-3 K		2	0	0	0	1	1	1
David Justice, L OBP: 0.382, SLG: 0.589 (1, 10)	1-3 K			4-2 BB 1-2 BB			0-0 F8		1-1 G4-3	3	0	0	0	1	1	1
Glenallen Hill, R OBP: 0.340, SLG: 0.591 (1, 7)		2-3 K		3-2 F9 2-3			0-0 FC4-6 1B		2-1 HR	4	1	2	1	0	1	2
Scott Brosius, R OBP: 0.306, SLG: 0.388 Luis Polonia, L OBP: 0.333, SLG: 0.410 (1, 5) (8, 9)		0-0 G6-3		4-0 1-2 BB			1-2 FC4-6 1-2f		0-0 L8	2	0	0	0	1	0	1
Luis Sojo, R OBP: 0.331, SLG: 0.438 (1, 3) (8, 5)		1-1 G4-3		3-3 K			1-1 F8		1-1 P6	4	0	0	0	0	1	3
Chris Turner, R OBP: 0.330, SLG: 0.313 (1, 2)			0-0 F8		2-3 K		1-1 F2			3	0	0	0	0	1	0
Clayton Kershaw, R OBP: 0.298, SLG: 0.388 (1, 8) (8, 3)			2-1 G6-3		0-0 B1-3		0-1 F8			3	0	0	0	0	0	0

Inning Stats	R: 0	H: 1	E: 0	LOB: 1	K: 2	BB: 0	S: 13	R: 0	H: 0	E: 0	LOB: 0	K: 1	BB: 0	S: 6	R: 0	H: 0	E: 0	LOB: 0	K: 0	BB: 0	S: 5	R: 0	H: 0	E: 0	LOB: 3	K: 2	BB: 3	S: 12	R: 0	H: 1	E: 0	LOB: 1	K: 1	BB: 0	S: 8	R: 0	H: 1	E: 0	LOB: 1	K: 0	BB: 0	S: 9	R: 0	H: 0	E: 0	LOB: 0	K: 0	BB: 0	S: 6	R: 0	H: 0	E: 0	LOB: 0	K: 1	BB: 0	S: 6	R: 1	H: 1	E: 0	LOB: 0	K: 0	BB: 0	S: 7	R: 0	H: 1	E: 0	LOB: 0	K: 0	BB: 0	S: 11	1B: 2	SF: 0	2B: 1	SAC: 0	3B: 0	DP: 0	HR: 1	HBP: 0	WP: 0	PA: 34
--------------	------	------	------	--------	------	-------	-------	------	------	------	--------	------	-------	------	------	------	------	--------	------	-------	------	------	------	------	--------	------	-------	-------	------	------	------	--------	------	-------	------	------	------	------	--------	------	-------	------	------	------	------	--------	------	-------	------	------	------	------	--------	------	-------	------	------	------	------	--------	------	-------	------	------	------	------	--------	------	-------	-------	-------	-------	-------	--------	-------	-------	-------	--------	-------	--------

PITCHER	IP	WLS	BF	H	R	ER	SO	BB	IBB	HBP	BLK	WP	HR	S	P	ERA	WHIP
Dave Burba, R ERA: 4.31 (1, 1)	8.0	W	30	3	0	0	7	3	0	0	0	0	0	65	102	0.00	0.750
Steve Woodard, R ERA: 6.34 (9, 1)	1.0		4	1	1	1	0	0	0	0	0	0	1	7	11	9.00	1.000

BOTTOM

Cleveland Indians @ New York Yankees
Yankee Stadium, Bronx, NY
Fri Sep 15 2000, 7:05 PM EDT
Att. 48,443 - Sunny - 70 F

livebaseballscorecards.com

AB	31
R	1
H	4
RBI	1
BB	3
SO	7
LOB	9



Batter	1	2	3	4	5	6	7	8	9	AB R H RBI BB SO LOB	TOP											
Kenny Lofton, L (1, 8) OBP: 0.369, SLG: 0.426	1-0 F8			2-2 F9		2-0 HBP			0-1 G4-3	3 0 0 0 0 0 0	Cleveland Indians @ New York Yankees Yankee Stadium, Bronx, NY Sat Sep 16 2000, 1:05 PM EDT Att. 55,097 - Cloudy - 61 F											
Omar Vizquel, S (1, 6) OBP: 0.369, SLG: 0.377	0-1 F7			0-0 G4-3		3-3 K			3-2 HR	4 1 1 0 0 1 1												
Roberto Alomar, S (1, 4) OBP: 0.366, SLG: 0.466	0-1 F7			3-2 F9		2-0 F9			0-0 F8	4 0 0 0 0 0 2												
Manny Ramirez, R (1, 9) OBP: 0.454, SLG: 0.684			1-3 K		0-3 K		2-2 P3		1-0 HR	4 1 1 2 0 2 0												
Jim Thome, L (1, 10) OBP: 0.405, SLG: 0.545			0-0 F9		2-3 K		0-1 F5		2-1 P6	4 0 0 0 0 1 0												
David Segui, S (1, 3) OBP: 0.391, SLG: 0.514			1-3 K		0-1 FC6-4 1B		1-3 K			3 0 1 0 0 2 0												
Travis Fryman, R (1, 5) OBP: 0.392, SLG: 0.513			1-1 G6-3		0-0 FC6-4 1-2f			1-1 G5-3		3 0 0 0 0 0 1												
Russell Branyan, L (1, 7) OBP: 0.337, SLG: 0.616			1-1 F9			0-2 HR		2-1 F7		3 1 1 1 0 0 0												
Einar Diaz, R (1, 2) OBP: 0.321, SLG: 0.389			0-0 F8			1-1 F8		0-1 F9		3 0 0 0 0 0 0												
Inning Stats	R: 0 E: 0 K: 0 S: 5	H: 0 LOB: 0 BB: 0 P: 6	R: 0 E: 0 K: 2 S: 7	H: 0 LOB: 0 BB: 0 P: 9	R: 0 E: 0 K: 0 S: 5	H: 0 LOB: 0 BB: 0 P: 7	R: 0 E: 0 K: 0 S: 7	H: 0 LOB: 0 BB: 0 P: 12	R: 0 E: 0 K: 2 S: 9	H: 1 LOB: 1 BB: 0 P: 11	R: 1 E: 0 K: 1 S: 9	H: 1 LOB: 1 BB: 0 P: 17	R: 0 E: 0 K: 1 S: 8	H: 0 LOB: 0 BB: 0 P: 11	R: 0 E: 0 K: 0 S: 6	H: 0 LOB: 0 BB: 0 P: 9	R: 2 E: 0 K: 0 S: 10	H: 2 LOB: 0 BB: 0 P: 16	1B: 2 2B: 0 3B: 0 HR: 2	SF: 0 SAC: 0 DP: 0 HBP: 1	WP: 0 PB: 0 SB: 1 CS: 0	PA: 32
PITCHER Orlando Hernandez, R (1, 1) ERA: 4.59	IP: 9.0 WLS: W BF: 32 H: 4 R: 3 ER: 3 SO: 6 BB: 0 IBB: 0 HBP: 1 BLK: 0 WP: 0 HR: 2 S: 66 P: 98 ERA: 3.00 WHIP: 0.444											PITCHER IP: WLS: BF: H: R: ER: SO: BB: IBB: HBP: BLK: WP: HR: S: P: ERA: WHIP:										

livebaseballscorecards.com

AB	31
R	3
H	4
RBI	3
BB	0
SO	6
LOB	4



Batter	1	2	3	4	5	6	7	8	9	AB	R	H	RBI	BB	SO	LOB
Chuck Knoblauch, R (1, 4) OBP: 0.363, SLG: 0.395 Jose Vizcaino, S (8, 4) OBP: 0.308, SLG: 0.297	4-2 	1-0 		4-1 	0-0 		2-1 			2	1	0	0	2	0	3
Luis Sojo, R (1, 6) OBP: 0.332, SLG: 0.444	2-1 	1-1 		1-1 		3-2 		2-3 		5	1	2	3	0	1	1
David Justice, L (1, 9) OBP: 0.384, SLG: 0.593	1-3 	0-0 		0-2 		4-0 		0-0 		4	0	2	1	1	1	3
Tino Martinez, L (1, 3) OBP: 0.334, SLG: 0.427	2-1 		1-2 	2-1 		4-1 		1-1 		4	0	0	0	1	0	3
20 Jorge Posada, S (1, 2) OBP: 0.430, SLG: 0.539		2-3 	1-3 		3-2 	2-3 		4-1 		4	1	1	1	1	3	2
Glenallen Hill, R (1, 10) OBP: 0.344, SLG: 0.601		0-0 	0-0 		1-1 	2-2 		1-0 		5	1	3	1	0	0	4
Luis Polonia, L (1, 7) OBP: 0.335, SLG: 0.414 Ryan Thompson, R (8, 7) OBP: 0.348, SLG: 0.525		2-1 	3-2 		2-1 		0-1 			4	0	2	0	0	0	1
Scott Brosius, R (1, 5) OBP: 0.308, SLG: 0.388		4-0 		1-2 	1-2 		0-0 			3	1	1	0	1	0	2
Clay Bellinger, R (1, 8) OBP: 0.297, SLG: 0.385		3-2 		1-1 	3-3 		0-3 			4	1	1	0	0	2	3

Inning Stats	R: 0	H: 0	E: 0	K: 1	S: 9	H: 0	LOB: 1	BB: 1	P: 18	R: 3	H: 4	E: 0	K: 1	S: 12	H: 1	LOB: 1	BB: 1	P: 25	R: 0	H: 1	E: 0	K: 1	S: 10	R: 2	H: 2	E: 0	K: 0	S: 15	H: 3	LOB: 2	BB: 0	P: 26	R: 0	H: 0	E: 0	K: 1	S: 15	H: 1	LOB: 1	BB: 2	P: 10	R: 0	H: 1	E: 0	K: 1	S: 8	H: 1	LOB: 2	BB: 1	P: 16	R: 0	H: 1	E: 0	K: 1	S: 8	1B: 6	SF: 0	2B: 3	SAC: 0	3B: 1	DP: 0	HR: 2	HBP: 1	WP: 0	PA: 42
--------------	------	------	------	------	------	------	--------	-------	-------	------	------	------	------	-------	------	--------	-------	-------	------	------	------	------	-------	------	------	------	------	-------	------	--------	-------	-------	------	------	------	------	-------	------	--------	-------	-------	------	------	------	------	------	------	--------	-------	-------	------	------	------	------	------	-------	-------	-------	--------	-------	-------	-------	--------	-------	--------

PITCHER	IP	WLS	BF	H	R	ER	SO	BB	IBB	HBP	BLK	WP	HR	S	P	ERA	WHIP
Jason Bere, R (1, 1) ERA: 5.29 Cameron Cairncross, L (4, 1) ERA: 2.57 Jim Brower, R (5, 1) ERA: 6.36 Steve Reed, R (6, 1) ERA: 4.83 Ricardo Rincon, L (8, 1) ERA: 2.2	3.2	L	21	7	5	5	3	3	0	0	0	0	1	44	78	12.27	2.727
Jamie Brewington, R (8, 1) ERA: 5.8	0.1		1	0	0	0	0	0	0	0	0	0	0	2	4	0.00	0.000

BOTTOM

Cleveland Indians @ New York Yankees
 Yankee Stadium, Bronx, NY
 Sat Sep 16 2000, 1:05 PM EDT
 Att: 55,097 - Cloudy - 61 F

livebaseballscorecards.com

AB	35
R	6
H	12
RBI	6
BB	6
SO	7
LOB	22



Batter	1	2	3	4	5	6	7	8	9	AB R H RBI BB SO LOB	TOP
Kenny Lofton, L (1, 8) OBP: 0.371, SLG: 0.425 Dave Roberts, L (6, 8) OBP: 0.250, SLG: 0.143	2-1 	3-2 2-4 	4-2 1B SH1-4 2B BB 	4-2 1B 2B BB 	4-2 E BB 		1-1 G3-1 		2-2 G4-3 	1 3 0 0 3 0 0 2 0 0 0 0 0 0	Cleveland Indians @ New York Yankees Yankee Stadium, Bronx, NY Sun Sep 17 2000, 1:05 PM EDT Att. 50,174 - Sunny - 64 F livebaseballscorecards.com
Omar Vizquel, S (1, 6) OBP: 0.369, SLG: 0.377 Bill Selby, L (6, 5) OBP: 0.258, SLG: 0.267	1-2 F8 		0-1 SH1-4 1-2 	0-2 2B 2B 1B 	0-0 P1 		1-3 K 		3 1 1 0 0 0 1 1 0 0 0 0 1 0		
Roberto Alomar, S (1, 4) OBP: 0.368, SLG: 0.470 Chan Perry, R (6, 9) OBP: 0.125, SLG: 0.125	2-2 HR 1B 		0-2 2B E 1B 2-3 	2-0 2B 2B 1-3 2-H 3-H 	0-3 K 		3-1 G5-3 		4 3 3 2 0 1 1 1 0 0 0 0 0 0		
Manny Ramirez, R (1, 9) OBP: 0.456, SLG: 0.695 Russell Branyan, L (6, 7) OBP: 0.335, SLG: 0.612	3-0 1-H HR 		2-2 E9 1B 2B 1-H 3-H 	4-1 2B 2B BB 	2-1 E9 1-H 		0-0 G1-3 		3 3 2 3 1 0 0 1 0 0 0 0 0 0		
David Segui, S (1, 3) OBP: 0.391, SLG: 0.515	2-2 P6 		2-0 HR 1B 3-H 	0-1 2B 2B 1-3 2-H 3-H 	3-1 F8 		3-3 K 		5 2 2 3 0 1 1		
Travis Fryman, R (1, 5) John McDonald, R (6, PH) OBP: 0.429, SLG: 0.429 (6, 6)		2-0 F7 1B 2B 	1-0 1-H HR 	2-3 K 	1-0 1B 		1-1 1B 		3 2 2 2 0 1 2 2 0 2 0 0 0 0		
Jim Thome, L (1, 10) OBP: 0.402, SLG: 0.539		1-0 F7 2-3 	0-3 K 	1-3 K 	1-3 K 		0-1 G3-1 		5 0 0 0 0 3 5		
Sandy Alomar Jr., R (1, 2) OBP: 0.330, SLG: 0.411		1-3 K 	0-0 F9 	0-1 2B 2-H 3-H 	1-3 K 		2-3 K 		5 0 1 2 0 3 2		
Jolbert Cabrera, R (1, 7) OBP: 0.304, SLG: 0.316 (6, 4)		0-1 2-4 1B 3-H 		1B BB 2B 1B F9 	1-0 F7 		2-2 F3 		5 1 2 1 0 0 2		
Inning Stats	R: 2 H: 2 E: 0 LOB: 0 K: 0 BB: 0 S: 14 P: 24	R: 1 H: 2 E: 0 LOB: 1 K: 1 BB: 0 S: 9 P: 16	R: 5 H: 4 E: 1 LOB: 0 K: 1 BB: 1 S: 17 P: 26	R: 6 H: 5 E: 0 LOB: 1 K: 2 BB: 2 S: 27 P: 40	R: 1 H: 0 E: 1 LOB: 1 K: 1 BB: 1 S: 11 P: 20	R: 0 H: 1 E: 0 LOB: 1 K: 2 BB: 0 S: 8 P: 12	R: 0 H: 0 E: 0 LOB: 0 K: 1 BB: 0 S: 7 P: 12	R: 0 H: 1 E: 0 LOB: 1 K: 1 BB: 0 S: 9 P: 13	R: 0 H: 0 E: 0 LOB: 0 K: 1 BB: 0 S: 11 P: 17	1B: 8 SF: 0 2B: 5 SAC: 1 3B: 0 DP: 0 HR: 2 HBP: 0	WP: 0 PA: 46 PB: 0 SB: 0 CS: 0
PITCHER Denny Neagle, L (1, 1) ERA: 4.19 Randy Keisler, L (3, 1) ERA: 11.12 Craig Dingman, R (4, 1) ERA: 6.48 Ted Lilly, L (5, 1) ERA: Jason Grimsley, R (7, 1) ERA: 4.65	IP WLS BF H R ER SO BB IBB HBP BLK WP HR S P ERA WHIP 2.1 L 16 8 8 8 1 1 0 0 0 0 2 36 62 30.86 3.857	PITCHER Jay Tessmer, R (9, 1) ERA:	IP WLS BF H R ER SO BB IBB HBP BLK WP HR S P ERA WHIP 1.0 3 0 0 0 1 0 0 0 0 0 0 9 12 0.00 1.000	IP WLS BF H R ER SO BB IBB HBP BLK WP HR S P ERA WHIP 2.0 7 1 0 0 2 0 0 0 0 0 0 16 25 0.00 0.500	IP WLS BF H R ER SO BB IBB HBP BLK WP HR S P ERA WHIP 1.0 3 0 0 0 1 0 0 0 0 0 0 9 12 0.00 1.000	IP WLS BF H R ER SO BB IBB HBP BLK WP HR S P ERA WHIP 1.0 3 0 0 0 1 0 0 0 0 0 0 9 12 0.00 1.000	IP WLS BF H R ER SO BB IBB HBP BLK WP HR S P ERA WHIP 2.0 7 1 0 0 2 0 0 0 0 0 0 16 25 0.00 0.500				

Batter	1	2	3	4	5	6	7	8	9	AB	R	H	RBI	BB	SO	LOB
Chuck Knoblauch, R (1, 4) <small>OBP: 0.361, SLG: 0.390</small>	1-0 		4-1 		1-1 		3-1 		0-1 	4	0	0	0	1	0	3
2 Derek Jeter, R (1, 6) <small>OBP: 0.407, SLG: 0.475</small> Alfonso Soriano, R (6, 6) <small>OBP: 0.196, SLG: 0.378</small>	4-2 		1-0 			2-2 	1-0 			1	0	0	0	1	0	1
Bernie Williams, S (1, 8) <small>OBP: 0.395, SLG: 0.570</small> Jose Vizcaino, S (6, 5) <small>OBP: 0.309, SLG: 0.296</small>	1-3 		2-2 			3-2 	4-2 			2	0	0	0	0	1	2
Jose Canseco, R (1, 9) <small>OBP: 0.382, SLG: 0.464</small> Luis Polonia, L (7, 9) <small>OBP: 0.334, SLG: 0.413</small>	4-2 			1-0 		2-2 	0-0 			2	0	0	0	1	0	0
20 Jorge Posada, S (1, 2) <small>OBP: 0.428, SLG: 0.537</small> Chris Turner, R (5, 2) <small>OBP: 0.333, SLG: 0.317</small>	1-1 			2-2 			1-0 	0-0 		2	0	0	0	0	0	2
Glenallen Hill, R (1, 10) <small>OBP: 0.340, SLG: 0.593</small>		2-3 		2-1 			3-3 	0-0 		4	0	0	0	0	2	1
Luis Sojo, R (1, 5) <small>OBP: 0.334, SLG: 0.441</small>		1-2 			4-1 		4-2 	0-1 		2	1	0	0	2	0	0
Clayton Kershaw, R (1, 3) <small>OBP: 0.296, SLG: 0.387</small>		2-0 			0-0 		2-2 		0-1 	4	1	1	1	0	0	1
Ryan Thompson, R (1, 7) <small>OBP: 0.360, SLG: 0.523</small>			0-3 		3-2 		0-1 		0-3 	4	1	2	2	0	2	0

Inning Stats	R: 0	H: 0	E: 0	K: 13	H: 0	LOB: 2	BB: 2	P: 24	R: 0	H: 0	E: 0	K: 1	S: 7	H: 0	LOB: 0	BB: 0	P: 12	R: 0	H: 0	E: 0	K: 0	S: 8	H: 0	LOB: 1	BB: 1	P: 15	R: 0	H: 1	E: 0	K: 0	S: 7	H: 0	LOB: 0	BB: 0	P: 12	R: 0	H: 0	E: 0	K: 0	S: 11	H: 0	LOB: 0	BB: 0	P: 18	R: 4	H: 4	E: 0	K: 1	S: 23	H: 0	LOB: 2	BB: 2	P: 41	R: 0	H: 0	E: 0	K: 0	S: 4	H: 0	LOB: 0	BB: 0	P: 4	R: 0	H: 0	E: 0	K: 1	S: 7	H: 0	LOB: 0	BB: 0	P: 7	1B: 3	2B: 3	3B: 0	HR: 0	SF: 0	SAC: 0	DP: 1	HBP: 0	WP: 0	PB: 0	SB: 0	CS: 0	PA: 37
--------------	------	------	------	-------	------	--------	-------	-------	------	------	------	------	------	------	--------	-------	-------	------	------	------	------	------	------	--------	-------	-------	------	------	------	------	------	------	--------	-------	-------	------	------	------	------	-------	------	--------	-------	-------	------	------	------	------	-------	------	--------	-------	-------	------	------	------	------	------	------	--------	-------	------	------	------	------	------	------	------	--------	-------	------	-------	-------	-------	-------	-------	--------	-------	--------	-------	-------	-------	-------	--------

PITCHER	IP	WLS	BF	H	R	ER	SO	BB	IBB	HBP	BLK	WP	HR	S	P	ERA	WHIP
Chuck Finley, L (1, 1) <small>ERA: 4.27</small>	6.0		22	1	0	0	3	4	0	0	0	0	0	53	96	0.00	0.833
Chris Nix, R (7, 1) <small>ERA: 7.5</small>	0.2		8	4	4	4	1	2	0	0	0	0	0	22	40	54.00	9.000
Justin Speier, R (7, 1) <small>ERA: 3.54</small>	1.1		4	0	0	0	0	0	0	0	0	0	0	5	5	0.00	0.000
Tom Martin, L (9, 1) <small>ERA: 4.25</small>	1.0		3	0	0	0	1	0	0	0	0	0	0	7	7	0.00	0.000

BOTTOM

Cleveland Indians @ New York Yankees
 Yankee Stadium, Bronx, NY
 Sun Sep 17 2000, 1:05 PM EDT
 Att: 50,174 - Sunny - 64 F

livebaseballscorecards.com

AB	31
R	4
H	5
RBI	4
BB	6
SO	5
LOB	12



Batter	1	2	3	4	5	6	7	8	9	AB R H RBI BB SO LOB	TOP																
Kenny Lofton, L (1, 8) OBP: 0.372, SLG: 0.423	4-2 B 1B BB	0-0 L9		1-2 F7		3-2 P4			0-1 G6-3 1B	4 1 1 0 1 0 3																	
Omar Vizquel, S (1, 6) OBP: 0.367, SLG: 0.375	1-0 1B 1-3 1B		1-3 K	0-0 F7			1-1 F7		2-2 G6-3 1-2f	5 0 1 0 0 1 1																	
Roberto Alomar, S (1, 4) OBP: 0.367, SLG: 0.469	0-3 K		0-0 G6-3		2-1 1B		1-2 G5-3			4 0 1 0 0 1 2																	
Manny Ramirez, R (1, 9) OBP: 0.457, SLG: 0.692	0-1 G4-6-3 1-3 3-H 1B		4-2 2B PB BB		0-1 L5		3-3 K			3 1 1 1 1 1 1																	
Jim Thome, L (1, 3) OBP: 0.401, SLG: 0.539	0-0 G4-6-3 1-2f		2-1 PB 1-3 2B		2-3 K			1-1 L4		4 0 1 0 0 1 3																	
David Segui, S (1, 10) OBP: 0.391, SLG: 0.513		4-2 1B BB	4-1 BB 2-3 3-H BB		2-3 K			2-2 F9		2 0 0 0 2 1 1																	
Travis Fryman, R (1, 5) OBP: 0.396, SLG: 0.521		1-2 1B	4-2 1B BB			1-3 K		4-1 BB		2 0 1 0 2 1 0																	
Russell Branyan, L (1, 7) OBP: 0.329, SLG: 0.600		2-3 K	2-2 F7			1-3 K		0-1 G4-3		3 0 0 0 0 2 5																	
Jolbert Cabrera, R (6, 7) OBP: 0.302, SLG: 0.314										1 0 0 0 0 0 1																	
Einar Diaz, R (1, 2) OBP: 0.320, SLG: 0.395		2-3 K		0-1 F8		0-0 3B			3-2 F7	4 0 1 0 0 1 2																	
Inning Stats	R: 1 E: 0 K: 1 S: 14	H: 2 LOB: 1 BB: 1 P: 19	R: 0 E: 0 K: 2 S: 15	H: 1 LOB: 2 BB: 1 P: 24	R: 1 E: 0 K: 1 S: 16	H: 1 LOB: 3 BB: 3 P: 33	R: 0 E: 0 K: 0 S: 6	H: 0 LOB: 0 BB: 0 P: 7	R: 0 E: 0 K: 2 S: 10	H: 1 LOB: 1 BB: 0 P: 16	R: 0 E: 0 K: 1 S: 9	H: 0 LOB: 0 BB: 0 P: 14	R: 0 E: 0 K: 0 S: 8	H: 0 LOB: 1 BB: 1 P: 15	R: 0 E: 0 K: 0 S: 8	H: 1 LOB: 0 BB: 0 P: 13	1B: 5 2B: 1 3B: 1 HR: 0	SF: 0 SAC: 0 DP: 2 HBP: 0	WP: 0 PB: 1 SB: 0 CS: 0	PA: 38							
PITCHER	IP	WLS	BF	H	R	ER	SO	BB	IBB	HBP	BLK	WP	HR	S	P	ERA	WHIP										
Roger Clemens, R (1, 1) ERA: 3.27	7.0	L	31	6	2	2	9	5	0	0	0	0	0	81	129	2.57	1.571										
Mike Stanton, L (8, 1) ERA: 4.29	0.2		2	0	0	0	0	0	0	0	0	0	0	5	8	0.00	0.000										
Jeff Nelson, R (8, 1) ERA: 2.26	1.1		5	1	0	0	0	1	0	0	0	0	0	11	20	0.00	1.500										

Cleveland Indians @ New York Yankees
Yankee Stadium, Bronx, NY
 Mon Sep 18 2000, 7:05 PM EDT
 Att. 31,317 - Overcast - 70 F

livebaseballscorecards.com

AB	32
R	2
H	7
RBI	1
BB	6
SO	9
LOB	19



Batter	1	2	3	4	5	6	7	8	9	AB R H RBI BB SO LOB
Chuck Knoblauch, R (1, 4) <small>OBP: 0.357, SLG: 0.386</small>	0-1 		1-3 			1-3 			2-3 	4 0 0 0 0 3 0
2 Derek Jeter, R (1, 6) <small>OBP: 0.405, SLG: 0.472</small>	0-0 			2-3 			3-2 		3-3 	4 0 0 0 0 2 0
David Justice, L (1, 9) <small>OBP: 0.384, SLG: 0.590</small>	2-1 			1-3 			4-2 			2 0 0 0 1 1 0
Tino Martinez, L (1, 3) <small>OBP: 0.333, SLG: 0.424</small>	0-3 			1-0 			1-0 			3 0 0 0 0 1 2
20 Jorge Posada, S (1, 2) <small>OBP: 0.426, SLG: 0.533</small>		3-2 			2-3 		0-0 			3 0 0 0 0 1 1
Glenallen Hill, R (1, 10) <small>OBP: 0.337, SLG: 0.587</small>		0-3 			2-2 			2-3 		3 0 0 0 0 2 0
Luis Polonia, L (1, 7) <small>OBP: 0.334, SLG: 0.412</small>		0-2 			1-0 			0-0 		3 0 1 0 0 0 0
Scott Brosius, R (1, 5) <small>OBP: 0.306, SLG: 0.385</small>			1-0 			1-3 		0-0 		3 0 0 0 0 1 1
Clay Bellinger, R (1, 8) <small>OBP: 0.293, SLG: 0.383</small> Jose Vizcaino, S (9, PH) <small>OBP: 0.308, SLG: 0.295</small>			2-1 			0-3 		2-3 		2 0 0 0 0 1 0 1 0 0 0 0 1 0

Inning Stats	R: 0	H: 0	E: 1	LOB: 1	K: 1	BB: 0	S: 8	P: 10
	R: 0	H: 0	E: 0	LOB: 0	K: 1	BB: 0	S: 9	P: 12
	R: 0	H: 0	E: 0	LOB: 0	K: 1	BB: 0	S: 6	P: 10
	R: 0	H: 0	E: 0	LOB: 0	K: 2	BB: 0	S: 7	P: 11
	R: 0	H: 0	E: 0	LOB: 0	K: 1	BB: 0	S: 7	P: 12
	R: 0	H: 0	E: 0	LOB: 0	K: 3	BB: 0	S: 12	P: 14
	R: 0	H: 0	E: 0	LOB: 1	K: 0	BB: 1	S: 12	P: 20
	R: 0	H: 1	E: 0	LOB: 0	K: 1	BB: 0	S: 5	P: 7
	R: 0	H: 0	E: 0	LOB: 0	K: 3	BB: 0	S: 11	P: 18

PITCHER	IP	WLS	BF	H	R	ER	SO	BB	IBB	HBP	BLK	WP	HR	S	P	ERA	WHIP
Bartolo Colon, R (1, 1) <small>ERA: 4.03</small>	9.0	W	29	1	0	0	13	1	0	0	0	0	0	77	114	0.00	0.222

BOTTOM

Cleveland Indians @ New York Yankees
 Yankee Stadium, Bronx, NY

Mon Sep 18 2000, 7:05 PM EDT
 Att. 31,317 - Overcast - 70 F

livebaseballscorecards.com

AB	28
R	0
H	1
RBI	0
BB	1
SO	13
LOB	4

WP: 0	PA: 29
PB: 0	SB: 0
CS: 0	

Batter	1	2	3	4	5	6	7	8	9	AB	R	H	RBI	BB	SO	LOB	TOP								
Kenny Lofton, L (1, 8) OBP: 0.370, SLG: 0.421	2-0 F7		0-2 WP S 1B	0-2 F8		2-2 G4-3		0-1 F8		5	0	1	0	0	0	4									
Omar Vizquel, S (1, 6) OBP: 0.367, SLG: 0.375	0-0 F9		2-0 G1-3		1-1 G4-3 1B SF7 1B		1-1 L4		3-2 FC6-4 1B	5	1	2	0	0	0	1									
Roberto Alomar, S (1, 4) OBP: 0.368, SLG: 0.468	0-3 K		1-0 G4-3		0-1 G4-3 1B 1B		0-2 DI G1-3 WP 1B		1-2 FC6-4 G6-3 1-2f	5	2	2	0	0	1	2									
Manny Ramirez, R (1, 9) OBP: 0.454, SLG: 0.688		1-1 WP SF9 2B	3-3 K		3-2 G4-3		1-0 G1-3		0-0 G6-3	5	1	1	0	0	1	5									
Jim Thome, L (1, 3) OBP: 0.401, SLG: 0.537		4-1 F9 1B 2-3 BB		1-3 K	3-0 SF7		3-3 K		4-2 BB	2	0	0	1	2	2	0									
Travis Fryman, R (1, 5) OBP: 0.396, SLG: 0.521		2-1 SF9		3-2 FC3-6 1B	2-1 1B		3-1 F3		0-3 K	4	0	2	2	0	1	3									
Bill Selby, L (1, 7) OBP: 0.257, SLG: 0.265		3-H 2-1 FC6-4 1B		0-0 FC3-6 BB 1B 1-2f	1-3 K				2-2 G4-3	4	0	1	0	0	1	2									
Russell Branyan, L (1, 10) OBP: 0.328, SLG: 0.591		1-0 F9		1-1 BB 1-2 1B		3-3 K		0-3 K	4	0	1	0	0	2	2										
Sandy Alomar Jr., R (1, 2) OBP: 0.332, SLG: 0.410		2-1 FC6-4		4-1 BB 1-2 2-3 BB		2-0 G5-3		2-2 E8 1B	3	0	1	0	1	0	2										
Inning Stats	R: 0 E: 0 K: 1 S: 5	H: 0 LOB: 0 BB: 0 P: 7	R: 1 E: 0 K: 0 S: 10	H: 2 LOB: 2 BB: 1 P: 22	R: 0 E: 0 K: 1 S: 11	H: 1 LOB: 1 BB: 0 P: 17	R: 0 E: 0 K: 1 S: 14	H: 2 LOB: 3 BB: 1 P: 23	R: 2 E: 0 K: 1 S: 16	H: 3 LOB: 1 BB: 0 P: 26	R: 0 E: 0 K: 1 S: 10	H: 0 LOB: 0 BB: 0 P: 17	R: 1 E: 0 K: 1 S: 11	H: 1 LOB: 1 BB: 0 P: 19	R: 0 E: 1 K: 1 S: 11	H: 1 LOB: 1 BB: 0 P: 15	R: 0 E: 0 K: 1 S: 15	H: 1 LOB: 2 BB: 1 P: 23	1B: 10 2B: 1 3B: 0 HR: 0	SF: 2 SAC: 0 DP: 0 HBP: 0	WP: 3 PB: 0 SB: 1 CS: 0	PA: 42			
PITCHER	IP	WLS	BF	H	R	ER	SO	BB	IBB	HBP	BLK	WP	HR	S	P	ERA	WHIP								
Tomo Ohka, R (1, 1) ERA: 3.54	4.0		19	5	1	1	3	2	0	0	0	2	0	40	69	2.25	1.750								
Hipolito Pichardo, R (5, 1) ERA: 3.29	2.0		9	3	2	2	2	0	0	0	0	0	0	26	43	9.00	1.500								
Rheal Cormier, L (7, 1) ERA: 4.48	0.1		2	1	1	1	0	0	0	0	0	0	0	5	6	27.00	3.000								
Rich Garces, R (7, 1) ERA: 3.14	0.2		3	0	0	0	1	0	0	0	0	1	0	6	13	0.00	0.000								
Rod Beck, R (8, 1) ERA: 2.83	1.0	W	4	1	0	0	1	0	0	0	0	0	0	11	15	0.00	1.000								
PITCHER	IP	WLS	BF	H	R	ER	SO	BB	IBB	HBP	BLK	WP	HR	S	P	ERA	WHIP								
Derek Lowe, R (9, 1) ERA: 2.55	1.0	S	5	1	0	0	1	1	0	0	0	0	0	15	23	0.00	2.000								

Cleveland Indians @ Boston Red Sox
Fenway Park, Boston, MA
 Tue Sep 19 2000, 7:05 PM EDT
 Att. 32,512 - Cloudy - 74 F

livebaseballscorecards.com

AB	37
R	4
H	11
RBI	3
BB	3
SO	8
LOB	21



Batter	1	2	3	4	5	6	7	8	9	AB	R	H	RBI	BB	SO	LOB
Trot Nixon, L OBP: 0.372, SLG: 0.465 (1, 9)	F8		BB 3B 1B	2B SF8 1B		K	FC4 BB			4	2	2	1	1	1	0
Jose Offerman, S OBP: 0.353, SLG: 0.360 (1, 4) Donnie Sadler, R OBP: 0.247, SLG: 0.304 (8, 4)	BB FC1-2 1B		F7	SF8 1-3 2B		BB 2B 1B	FC4			5	1	3	0	0	0	3
Jason Varitek, S OBP: 0.350, SLG: 0.407 (1, 2)	FC1-2 BB 1B		4-0 3B BB	SF8		P3		F5		3	1	1	1	1	0	1
Nomar Garciaparra, R OBP: 0.431, SLG: 0.591 (1, 6)	FC1-2 BB		1-0 HR 3B	IBB		2B BB		K		2	1	1	2	3	1	0
Troy O'Leary, L OBP: 0.323, SLG: 0.402 (1, 7)	FC1-2		0-1 G4-3	F8		BB 2B		F8		5	0	1	1	0	0	6
Dante Bichette, R OBP: 0.347, SLG: 0.473 (1, 10)	F8		0-0 HR			F7		F8		4	1	1	2	0	0	5
Brian Daubach, L OBP: 0.328, SLG: 0.476 (1, 3) Rico Brogna, L OBP: 0.279, SLG: 0.355 (9, 3)		F8	1-0 G3-1			F7		F7		4	0	0	0	0	0	0
Lou Merloni, R OBP: 0.340, SLG: 0.432 (1, 5) Manny Alexander, R OBP: 0.257, SLG: 0.323 (9, 5)		G5-3		L6		1B		FC4 BB 1B		4	0	2	0	0	0	0
Darren Lewis, R OBP: 0.305, SLG: 0.307 (1, 8)		L8		1B 2B		K		F9		0	0	0	0	0	0	0


Inning Stats	R: 0	H: 2	E: 0	K: 0	S: 11	LOB: 3	BB: 1	P: 22	R: 0	H: 0	E: 0	K: 0	S: 6	LOB: 0	BB: 0	P: 12	R: 4	H: 3	E: 0	K: 0	S: 7	LOB: 2	BB: 1	P: 17	R: 2	H: 3	E: 0	K: 0	S: 13	LOB: 1	BB: 0	P: 22	R: 1	H: 2	E: 0	K: 1	S: 13	LOB: 2	BB: 1	P: 22	R: 0	H: 1	E: 0	K: 0	S: 9	LOB: 2	BB: 1	P: 16	R: 0	H: 0	E: 0	K: 1	S: 6	LOB: 0	BB: 0	P: 10
--------------	------	------	------	------	-------	--------	-------	-------	------	------	------	------	------	--------	-------	-------	------	------	------	------	------	--------	-------	-------	------	------	------	------	-------	--------	-------	-------	------	------	------	------	-------	--------	-------	-------	------	------	------	------	------	--------	-------	-------	------	------	------	------	------	--------	-------	-------

PITCHER	IP	WLS	BF	H	R	ER	SO	BB	IBB	HBP	BLK	WP	HR	S	P	ERA	WHIP	
Charles Nagy, R ERA: 7.62 (1, 1)	3.1	L	19	7	6	6	0	2	0	0	0	0	0	1	31	60	16.20	2.700
Justin Speier, R ERA: 3.45 (4, 1)	1.2		8	2	0	0	1	0	1	0	0	0	0	19	34	0.00	1.200	
Cameron Caimcross, L ERA: 3.52 (6, 1)	0.2		3	1	1	1	1	0	0	0	0	0	0	5	7	13.50	1.500	
Steve Reed, R ERA: 4.73 (6, 1)	1.0		6	2	0	0	0	1	0	0	0	0	0	15	24	0.00	3.000	
Ricardo Rincon, L ERA: 2.16 (7, 1)	0.1		2	0	0	0	0	1	0	0	0	0	0	2	7	0.00	3.000	

BOTTOM

Cleveland Indians @ Boston Red Sox
 Fenway Park, Boston, MA
 Tue Sep 19 2000, 7:05 PM EDT
 Att: 32,512 - Cloudy - 74 F

AB	35
R	7
H	12
RBI	7
BB	5
SO	3
LOB	17



1B: 7	SF: 1	WP: 0	PA: 41
2B: 3	SAC: 0	PB: 0	
3B: 1	DP: 0	SB: 0	
HR: 1	HBP: 0	CS: 0	

livebaseballscorecards.com

Batter	1	2	3	4	5	6	7	8	9	AB R H RBI BB SO LOB	TOP									
Kenny Lofton, L OBP: 0.371, SLG: 0.428 (1, 8)	3-2 1B 1B		0-0 G3			2-2 G4-3			1-0 HR	4 2 2 1 0 0 0	Cleveland Indians @ Boston Red Sox Fenway Park, Boston, MA Wed Sep 20 2000, 1:05 PM EDT Att. 33,002 - Sunny - 78 F									
Omar Vizquel, S OBP: 0.370, SLG: 0.377 (1, 6)	0-0 1B 1-3 1B		3-2 F7			0-0 1B		4-2 G6-3 BB	3 0 2 0 1 0 0											
Roberto Alomar, S OBP: 0.367, SLG: 0.466 (1, 4)	1-1 1-3 3-H 1B			0-3 K		2-3 K		2-2 G6-3 1-2f	4 0 1 1 0 2 2											
Manny Ramirez, R OBP: 0.452, SLG: 0.684 (1, 9)	0-2 G6-3			1-1 F8			3-3 K	1-0 1B	4 0 1 0 0 1 1											
Jim Thome, L OBP: 0.400, SLG: 0.534 (1, 3)	1-2 F3			3-3 K			4-2 FC6-4 BB	3-2 G6-3	3 0 0 0 1 1 2											
Bill Selby, L OBP: 0.237, SLG: 0.243 (1, 7)		1-3 K			0-2 G1-3		1-2 FC6-4 1-2f CS		3 0 0 0 0 1 1											
Jolbert Cabrera, R OBP: 0.302, SLG: 0.314 (7, PR) (7, 7)									0 0 0 0 0 0 0											
Travis Fryman, R OBP: 0.396, SLG: 0.520 (1, 5)		1-2 L6			2-3 K		1-1 CS 1-2	3-2 E5 FC5-3 1B	3 0 1 0 0 1 0											
Russell Branyan, L OBP: 0.322, SLG: 0.580 (1, 10)		1-1 F9			3-3 K			3-3 K	3 0 0 0 0 2 1											
Einar Diaz, R OBP: 0.316, SLG: 0.390 (1, 2)			2-3 K			1-2 G4-3		0-0 FC5-3 2-3	3 0 0 0 0 1 1											
Inning Stats	R: 1 E: 0 K: 0 S: 14	H: 3 LOB: 1 BB: 0 P: 19	R: 0 E: 0 K: 1 S: 9	H: 0 LOB: 0 BB: 0 P: 12	R: 0 E: 0 K: 1 S: 7	H: 0 LOB: 0 BB: 0 P: 12	R: 0 E: 0 K: 2 S: 8	H: 0 LOB: 0 BB: 0 P: 12	R: 0 E: 0 K: 1 S: 10	H: 1 LOB: 1 BB: 0 P: 15	R: 0 E: 0 K: 1 S: 11	H: 0 LOB: 1 BB: 1 P: 20	R: 0 E: 1 K: 1 S: 13	H: 1 LOB: 0 BB: 0 P: 19	R: 1 E: 0 K: 0 S: 11	H: 2 LOB: 1 BB: 1 P: 22	1B: 6 2B: 1 3B: 0 HR: 1	SF: 0 SAC: 0 DP: 2 HBP: 0	WP: 0 PB: 0 SB: 0 CS: 1	PA: 33
PITCHER	IP WLS BF H R ER SO BB IBB HBP BLK WP HR S P ERA WHIP																			
Pedro Martinez, R ERA: 1.78 (1, 1)	8.0 L 27 5 1 1 9 1 0 0 0 0 0 0 82 124 1.12 0.750																			
Derek Lowe, R ERA: 2.64 (9, 1)	0.2 4 2 1 1 0 1 0 0 0 0 0 1 7 15 13.50 4.500																			
Jeff Fassero, L ERA: 5.06 (9, 1)	0.1 1 0 0 0 0 0 0 0 0 0 0 0 4 7 0.00 0.000																			

livebaseballscorecards.com

AB	30
R	2
H	7
RBI	2
BB	2
SO	9
LOB	8



Batter	1	2	3	4	5	6	7	8	9	AB R H RBI BB SO LOB
Trot Nixon, L (1, 9) OBP: 0.369, SLG: 0.461	3-1 P6		3-2 F8			2-1 G6-3		0-1 G3-6-3		4 0 0 0 0 0 2
Jose Offerman, S (1, 4) OBP: 0.352, SLG: 0.358	0-3 K2-3		1-0 F7			3-1 F7			4-1 FC4-6 BB	3 0 0 0 1 1 1
Jason Varitek, S (1, 2) OBP: 0.347, SLG: 0.403	0-0 G3-1				1-3 K	1-1 G1-3			0-1 FC4-6 2B 1B	4 1 0 0 0 1 1
Nomar Garciaparra, R (1, 6) OBP: 0.432, SLG: 0.595		0-0 F8		0-0 2B		0-1 F7			1-0 1B FC1-2 2B	4 0 2 0 0 0 0
Troy O'Leary, L (1, 7) OBP: 0.323, SLG: 0.400		1-3 K		0-1 F7		3-1 G3-1			1-1 FC1-2 1B	4 0 1 1 0 1 1
Dante Bichette, R (1, 10) OBP: 0.348, SLG: 0.474		1-2 WP 2B		1-2 P6		4-2 BB			0-0 FC1-2	3 0 1 0 1 0 3
Brian Daubach, L (1, 3) OBP: 0.326, SLG: 0.472		1-3 K 2-3			1-0 G3-1	1-2 G4-3			3-3 K2-3	4 0 0 0 0 2 4
Manny Alexander, R (1, 5) OBP: 0.255, SLG: 0.319			2-1 F7		1-1 L6			0-1 G4-3		2 0 0 0 0 0 0
Midre Cummings, L (8, PH) OBP: 0.335, SLG: 0.392										1 0 0 0 0 0 0
Lou Merloni, R (9, 5) OBP: 0.340, SLG: 0.432										0 0 0 0 0 0 0
Darren Lewis, R (1, 8) OBP: 0.307, SLG: 0.308			1-1 S 1B		0-1 G5-3			2-2 G3-6-3 1B		2 0 1 0 0 0 0
Carl Everett, S (8, PH) OBP: 0.374, SLG: 0.594										1 0 1 0 0 0 0
Donnie Sadler, R (8, PR) OBP: 0.247, SLG: 0.304										0 0 0 0 0 0 0

Inning Stats	R: 0	H: 0	E: 0	K: 1	S: 7	R: 0	H: 1	E: 0	K: 2	S: 10	R: 0	H: 1	E: 0	K: 0	S: 8	R: 0	H: 1	E: 0	K: 1	S: 9	R: 0	H: 0	E: 0	K: 0	S: 5	R: 0	H: 0	E: 0	K: 0	S: 6	R: 0	H: 0	E: 0	K: 0	S: 9	R: 0	H: 1	E: 0	K: 0	S: 7	R: 1	H: 2	E: 0	K: 1	S: 10	1B: 3	2B: 3	3B: 0	HR: 0	SF: 0	SAC: 0	DP: 1	HBP: 0	WP: 1	PB: 0	SB: 1	CS: 0	PA: 34
PITCHER	IP	WLS	BF	H	R	ER	SO	BB	IBB	HBP	BLK	WP	HR	S	P	ERA	WHIP																																									
Steve Woodard, R (1, 1) ERA: 6.06	6.0	W	21	3	0	0	4	0	0	0	0	1	0	45	68	0.00	0.500																																									
Paul Shuey, R (7, 1) ERA: 3.16	2.0	H	7	1	0	0	0	1	0	0	0	0	0	16	26	0.00	1.000																																									
Bob Wickman, R (9, 1) ERA: 3.0	1.0	S	6	2	1	1	1	1	0	0	0	0	0	10	19	9.00	3.000																																									

BOTTOM

Cleveland Indians @ Boston Red Sox
 Fenway Park, Boston, MA
 Wed Sep 20 2000, 1:05 PM EDT
 Att: 33,002 - Sunny - 78 F

livebaseballscorecards.com

AB	32
R	1
H	6
RBI	1
BB	2
SO	5
LOB	12



Batter	1	2	3	4	5	6	7	8	9	AB R H RBI BB SO LOB	TOP																
Kenny Lofton, L (1, 8) OBP: 0.373, SLG: 0.430	0-2 F9-3 1B		1-3 K		0-0 1B 1B		1-0 1B 1B	1-2 P6		5 2 3 0 0 1 1																	
Omar Vizquel, S (1, 6) OBP: 0.372, SLG: 0.376	1-3 K			2-2 G4-3	4-1 1B S		4-1 1B BB	1-1 HBP		2 2 0 0 2 1 1																	
Roberto Alomar, S (1, 4) OBP: 0.367, SLG: 0.466	0-1 F9-3 1-2			0-1 PB 1B	2-1 S 1B		3-2 F8	0-0 G4-3		5 0 2 2 0 0 5																	
Manny Ramirez, R (1, 9) OBP: 0.458, SLG: 0.686		2-2 1B		4-1 1B BB	4-2 1B BB		2-2 1B BB	3-2 1B		3 0 3 1 2 0 0																	
Jim Thome, L (1, 3) OBP: 0.398, SLG: 0.530		1-3 K		2-3 K	3-3 K		1-2 BB 1B	1-3 K		5 0 1 1 0 4 6																	
Travis Fryman, R (1, 5) OBP: 0.394, SLG: 0.516		1-3 K		0-1 P5		1-3 K	4-2 BB	1-3 K		4 0 0 0 1 3 4																	
Russell Branyan, L (1, 10) OBP: 0.314, SLG: 0.562		2-3 K		1-1 P6	0-0 G3-1		0-0 F8	3-2 G3		5 0 0 0 0 1 5																	
Sandy Alomar Jr., R (1, 2) OBP: 0.331, SLG: 0.408			0-0 G4-3		1-1 F9	0-2 P4		1-0 SH3 1B		4 0 1 0 0 0 0																	
Bill Selby, L (1, 7) OBP: 0.250, SLG: 0.237			2-0 F7		2-2 1B HBP		1-1 G6-3	1-0 SH3		1 1 0 0 0 0 0																	
Chan Perry, R (7, PH) OBP: 0.111, SLG: 0.111										1 0 0 0 0 0 0																	
Dave Roberts, L (7, 7) OBP: 0.250, SLG: 0.143										0 0 0 0 0 0 0																	
Inning Stats	R: 0 E: 0 K: 1 S: 9	H: 1 LOB: 0 BB: 0 P: 9	R: 0 E: 0 K: 3 S: 15	H: 1 LOB: 1 BB: 0 P: 21	R: 0 E: 0 K: 1 S: 5	H: 0 LOB: 0 BB: 0 P: 8	R: 0 E: 0 K: 1 S: 11	H: 1 LOB: 2 BB: 1 P: 19	R: 3 E: 0 K: 1 S: 18	H: 2 LOB: 2 BB: 2 P: 35	R: 0 E: 0 K: 1 S: 7	H: 0 LOB: 0 BB: 0 P: 8	R: 2 E: 0 K: 0 S: 20	H: 3 LOB: 3 BB: 2 P: 36	R: 0 E: 0 K: 2 S: 7	H: 1 LOB: 2 BB: 0 P: 11	R: 0 E: 0 K: 2 S: 16	H: 1 LOB: 1 BB: 0 P: 24	1B: 10 2B: 1 3B: 0 HR: 0	SF: 0 SAC: 1 DP: 1 HBP: 2	WP: 0 PB: 1 SB: 3 CS: 0	PA: 43					
PITCHER	IP	WLS	BF	H	R	ER	SO	BB	IBB	HBP	BLK	WP	HR	S	P	ERA	WHIP										
63 Paxton Crawford, R (1, 1) ERA: 3.91	4.2		22	5	3	3	6	3	0	1	0	0	0	55	86	5.79	1.714										
Rheal Cormier, L (5, 1) ERA: 4.64	1.2	L	7	1	2	2	2	1	0	0	0	0	0	14	24	10.80	1.200										
Rich Garces, R (7, 1) ERA: 3.11	0.2	B	5	2	0	0	0	1	0	0	0	0	0	16	26	0.00	4.500										
Hector Carrasco, R (8, 1) ERA: 4.52	2.0		9	2	0	0	2	0	0	1	0	0	0	23	35	0.00	1.000										

Cleveland Indians @ Boston Red Sox
Fenway Park, Boston, MA
 Wed Sep 20 2000, 7:05 PM EDT
 Att. 32,751 - Sunny - 72 F

livebaseballscorecards.com

AB	35
R	5
H	10
RBI	4
BB	5
SO	10
LOB	22



Batter	1	2	3	4	5	6	7	8	9	AB	R	H	RBI	BB	SO	LOB
Trot Nixon, L OBP: 0.372, SLG: 0.467 (1, 9)	2-3 K		2-3 K		3-2 HR		4-1 BB		4-0 BB	3	1	1	1	2	2	0
Darren Lewis, R OBP: 0.304, SLG: 0.305 Carl Everett, S OBP: 0.374, SLG: 0.593 Donnie Sadler, R OBP: 0.247, SLG: 0.304 Rico Brogna, L OBP: 0.278, SLG: 0.353 (1, 8)	2-3 K		0-3 K2-3		2-2 G6-3		1-1 F8		1-1 G4-3	3	0	0	0	0	2	0
Dante Bichette, R OBP: 0.349, SLG: 0.474 (1, 10)	0-1 FC6-4 1B		0-3 K		2-3 K			1-0 BB 1B		4	0	2	0	0	2	0
Nomar Garciaparra, R OBP: 0.430, SLG: 0.592 (1, 6)	1-1 FC6-4 1-2f			1-1 G4-3	2-0 P4			1-2 BB 1B		4	0	1	0	0	0	1
Troy O'Leary, L OBP: 0.322, SLG: 0.401 (1, 7)		0-1 2B		1-1 G4-3		1-2 F7		1-0 F2		4	1	1	0	0	0	2
Scott Hatteberg, L OBP: 0.366, SLG: 0.454 (1, 2)		0-3 K		0-0 2B		3-2 G4-6-3 1B		4-1 G5-4-3 BB		3	1	2	0	1	1	1
Lou Merloni, R OBP: 0.347, SLG: 0.457 (1, 5)		2-0 WP 2-H 2B		2-2 1B 2B		2-1 G4-6-3 1-2f		1-0 G5-4-3 1-2f		4	1	2	2	0	0	4
Brian Daubach, L OBP: 0.325, SLG: 0.470 (1, 3)		2-3 K		3-2 2-H 1B		1-3 K		2-2 F8		4	0	1	1	0	2	1
Mike Lansing, R OBP: 0.299, SLG: 0.372 Midre Cummings, L OBP: 0.333, SLG: 0.389 Manny Alexander, R OBP: 0.255, SLG: 0.319 Jason Varitek, S OBP: 0.346, SLG: 0.402 (1, 4)		2-3 K		3-2 L6		0-1 G3-1		1-0 G6-3		2	0	0	0	0	1	2

Inning Stats	R: 0	H: 1	E: 0	LOB: 1	K: 2	S: 11	R: 1	H: 2	E: 0	LOB: 1	K: 3	S: 13	R: 0	H: 0	E: 0	LOB: 0	K: 3	S: 10	R: 2	H: 3	E: 0	LOB: 1	K: 0	S: 15	R: 1	H: 1	E: 0	LOB: 0	K: 1	S: 10	R: 0	H: 1	E: 0	LOB: 0	K: 0	S: 9	R: 0	H: 0	E: 0	LOB: 1	K: 1	S: 8	R: 0	H: 2	E: 0	LOB: 2	K: 0	S: 8	R: 0	H: 0	E: 0	LOB: 1	K: 0	S: 6	1B: 5	SF: 0	2B: 4	SAC: 0	3B: 0	DP: 2	HR: 1	HBP: 0
--------------	------	------	------	--------	------	-------	------	------	------	--------	------	-------	------	------	------	--------	------	-------	------	------	------	--------	------	-------	------	------	------	--------	------	-------	------	------	------	--------	------	------	------	------	------	--------	------	------	------	------	------	--------	------	------	------	------	------	--------	------	------	-------	-------	-------	--------	-------	-------	-------	--------

PITCHER	IP	WLS	BF	H	R	ER	SO	BB	IBB	HBP	BLK	WP	HR	S	P	ERA	WHIP
Dave Burba, R ERA: 4.39 (1, 1)	5.0		22	7	4	4	9	0	0	0	0	1	1	59	91	7.20	1.400
Ricardo Rincon, L ERA: 2.12 (6, 1)	0.1		2	1	0	0	0	0	0	0	0	0	0	7	11	0.00	3.000
Steve Karsay, R ERA: 3.95 (6, 1)	1.1	W	4	0	0	0	1	1	0	0	0	0	0	8	15	0.00	0.750
Paul Shuey, R ERA: 3.12 (7, 1)	0.2	H	5	2	0	0	0	1	0	0	0	0	0	9	17	0.00	4.500
Bob Wickman, R ERA: 2.93 (8, 1)	1.2	S	5	0	0	0	0	1	0	0	0	0	0	7	16	0.00	0.600

BOTTOM

Cleveland Indians @ Boston Red Sox

Fenway Park, Boston, MA

Wed Sep 20 2000, 7:05 PM EDT

Att: 32,751 - Sunny - 72 F

AB	35
R	4
H	10
RBI	4
BB	3
SO	10
LOB	13



PITCHER	IP	WLS	BF	H	R	ER	SO	BB	IBB	HBP	BLK	WP	HR	S	P	ERA	WHIP
Dave Burba, R ERA: 4.39 (1, 1)	5.0		22	7	4	4	9	0	0	0	0	1	1	59	91	7.20	1.400
Ricardo Rincon, L ERA: 2.12 (6, 1)	0.1		2	1	0	0	0	0	0	0	0	0	0	7	11	0.00	3.000
Steve Karsay, R ERA: 3.95 (6, 1)	1.1	W	4	0	0	0	1	1	0	0	0	0	0	8	15	0.00	0.750
Paul Shuey, R ERA: 3.12 (7, 1)	0.2	H	5	2	0	0	0	1	0	0	0	0	0	9	17	0.00	4.500
Bob Wickman, R ERA: 2.93 (8, 1)	1.2	S	5	0	0	0	0	1	0	0	0	0	0	7	16	0.00	0.600

Batter	1	2	3	4	5	6	7	8	9	AB R H RBI BB SO LOB	TOP																										
Kenny Lofton, L OBP: 0.373, SLG: 0.429 (1, 8)										6 0 2 1 0 1 2																											
Omar Vizquel, S OBP: 0.371, SLG: 0.374 (1, 6)										5 0 1 0 1 0 1																											
Roberto Alomar, S OBP: 0.367, SLG: 0.465 (1, 4)										5 2 1 0 1 2 4																											
Manny Ramirez, R OBP: 0.459, SLG: 0.683 (1, 9)										2 1 0 0 3 1 1																											
Jim Thome, L OBP: 0.403, SLG: 0.531 (1, 10)										1 1 1 0 4 0 0																											
David Segui, S OBP: 0.392, SLG: 0.514 (1, 3)										5 1 2 3 0 1 7																											
Travis Fryman, R OBP: 0.394, SLG: 0.517 (1, 5)										5 1 2 2 0 1 5																											
Dave Roberts, L OBP: 0.364, SLG: 0.222 (1, 7)										2 1 1 0 1 0 1																											
Jolbert Cabrera, R OBP: 0.300, SLG: 0.313 (7, PH)										1 0 0 0 0 0 0																											
Bill Selby, L OBP: 0.244, SLG: 0.231 (9, PH)										1 0 0 0 0 0 0																											
Einar Diaz, R OBP: 0.319, SLG: 0.392 (1, 2)										4 1 2 2 0 0 1																											
Russell Branyan, L OBP: 0.312, SLG: 0.558 (9, PH)										1 0 0 0 0 1 0																											
Inning Stats	R: 7 E: 0 K: 1 S: 23	H: 4 LOB: 1 BB: 4 P: 52	R: 0 E: 0 K: 0 S: 9	H: 0 LOB: 1 BB: 1 P: 17	R: 0 E: 0 K: 0 S: 10	H: 1 LOB: 1 BB: 0 P: 14	R: 0 E: 0 K: 0 S: 7	H: 1 LOB: 2 BB: 2 P: 21	R: 0 E: 1 K: 0 S: 15	H: 2 LOB: 1 BB: 0 P: 22	R: 0 E: 1 K: 2 S: 16	H: 1 LOB: 3 BB: 1 P: 25	R: 0 E: 0 K: 0 S: 9	H: 0 LOB: 0 BB: 0 P: 13	R: 1 E: 0 K: 2 S: 14	H: 2 LOB: 2 BB: 1 P: 28	R: 0 E: 0 K: 2 S: 11	H: 1 LOB: 2 BB: 1 P: 22	1B: 9 2B: 3 3B: 0 HR: 0	SF: 0 SAC: 0 DP: 1 HBP: 0	WP: 0 PB: 0 SB: 6 CS: 0	PA: 48															
PITCHER	IP WLS BF H R ER SO BB IBB HBP BLK WP HR S P ERA WHIP																																				
Rolando Arjojo, R ERA: 5.64 (1, 1)	0.2		9	3	7	7	1	4	0	0	0	0	0	0	21	48	94.50	10.500																			
Steve Ontiveros, R ERA: 16.2 (1, 1)	2.1	W	10	2	0	0	0	1	0	0	0	0	0	0	21	35	0.00	1.286																			
Jesus Pena, L ERA: 5.18 (4, 1)	1.0		5	1	0	0	0	2	0	0	0	0	0	7	21	0.00	3.000																				
Hipolito Pichardo, R ERA: 3.23 (5, 1)	1.0		4	2	0	0	0	0	0	0	0	0	0	15	22	0.00	2.000																				
Jeff Fassero, L ERA: 4.98 (6, 1)	2.0	H	9	1	0	0	2	1	0	0	0	0	0	25	38	0.00	1.000																				
PITCHER	IP WLS BF H R ER SO BB IBB HBP BLK WP HR S P ERA WHIP																																				
Rod Beck, R ERA: 3.0 (8, 1)	1.0	H	6	2	1	1	2	1	0	0	0	0	0	14	28	9.00	3.000																				
Derek Lowe, R ERA: 2.61 (9, 1)	1.0	S	5	1	0	0	2	1	0	0	0	0	0	11	22	0.00	2.000																				

Cleveland Indians @ Boston Red Sox
Fenway Park, Boston, MA
 Thu Sep 21 2000, 1:05 PM EDT
 Att. 31,404 - Sunny - 73 F

livebaseballscorecards.com

AB	38
R	8
H	12
RBI	8
BB	10
SO	7
LOB	22



Batter	1	2	3	4	5	6	7	8	9	AB R H RBI BB SO LOB	TOP														
Kenny Lofton, L (1, 8) OBP: 0.373, SLG: 0.429	1-2 F7		3-2 PB 1-H 2-H 2B		1-2 F8	4-2 1B 1B BB		3-2 F7		4 1 1 2 1 0 1															
Omar Vizquel, S (1, 6) OBP: 0.371, SLG: 0.373	2-2 G6-3		1-3 K G2-3		1-1 F2	2-1 1B 1B 1B		4-0 G1-3 BB		4 0 1 1 1 1 1															
Roberto Alomar, S (1, 4) OBP: 0.369, SLG: 0.466	2-2 1B		1-2 G2-3					3-1 G1-3		5 1 3 1 0 0 4															
John McDonald, R (8, 4) OBP: 0.429, SLG: 0.429			1-2					1-2 2-3		0 0 0 0 0 0 0															
Manny Ramirez, R (1, 9) OBP: 0.461, SLG: 0.680		3-1 G6-5-3 1B	2-2 G6-3					4-1 BB		3 1 1 0 2 1 4															
Dave Roberts, L (8, PR) OBP: 0.364, SLG: 0.222										0 0 0 0 0 0 0															
Jim Thome, L (1, 3) OBP: 0.400, SLG: 0.526		2-2 G6-5-3		2-0 G3-1		0-2 F7	3-1 F5	3-1 G4-3		5 0 0 0 0 0 6															
David Segui, S (1, 10) OBP: 0.390, SLG: 0.511					0-2 G4-3	0-3 K	1-1 FC5-4 1B		3-2 F8	5 0 1 0 0 1 2															
Travis Fryman, R (1, 5) OBP: 0.397, SLG: 0.520			0-0 E 2B 1B	1-1 1B		0-1 E2 1B 1B	1-2 FC5-4 FC6-4		1-1 E 1B 1B	5 2 4 1 0 0 1															
Russell Branyan, L (1, 7) OBP: 0.312, SLG: 0.554			0-2 F8	0-0 F9		0-1 2B 1B	1-0 FC6-4		1-1 E5 G6-3 1B	3 0 1 2 0 0 2															
Jolbert Cabrera, R (6, PR) OBP: 0.302, SLG: 0.315									1-3 1B	2 1 1 0 0 0 1															
Sandy Alomar Jr., R (1, 2) OBP: 0.332, SLG: 0.411			1-1 E5 2B		0-3 K2-3	0-1 1B 2B		3-1 G1-3 BB 1B	0-0 G6-3	5 2 2 1 0 1 3															
Inning Stats	R: 0 E: 0 K: 0 S: 9	H: 1 LOB: 1 BB: 0 P: 14	R: 0 E: 0 K: 0 S: 7	H: 1 LOB: 0 BB: 0 P: 13	R: 2 E: 1 K: 1 S: 21	H: 2 LOB: 2 BB: 0 P: 29	R: 0 E: 0 K: 0 S: 7	H: 1 LOB: 1 BB: 0 P: 10	R: 0 E: 0 K: 1 S: 10	H: 0 LOB: 0 BB: 0 P: 12	R: 6 E: 1 K: 2 S: 24	H: 6 LOB: 2 BB: 2 P: 39	R: 0 E: 0 K: 0 S: 8	H: 1 LOB: 1 BB: 0 P: 14	R: 0 E: 0 K: 0 S: 10	H: 1 LOB: 3 BB: 2 P: 30	R: 0 E: 1 K: 0 S: 8	H: 2 LOB: 1 BB: 0 P: 13	1B: 13 2B: 2 3B: 0 HR: 0	SF: 0 SAC: 0 DP: 2 HBP: 0	WP: 1 PB: 1 SB: 0 CS: 0	PA: 45			
PITCHER	IP	WLS	BF	H	R	ER	SO	BB	IBB	HBP	BLK	WP	HR	S	P	ERA	WHIP								
49 Tim Wakefield, R (1, 1) ERA: 5.46	5.2	L	26	8	6	5	3	1	0	0	0	1	0	65	93	7.94	1.588								
Hector Carrasco, R (6, 1) ERA: 4.76	0.0		4	3	2	2	0	1	0	0	0	0	0	9	18	∞	∞								
40 Sang-Hoon Lee, L (6, 1) ERA: 4.15	1.2		8	2	0	0	1	1	0	0	0	0	0	17	35	0.00	1.800								
Rick Croushore, R (8, 1) ERA: 8.16	1.2		7	2	0	0	0	1	0	0	0	0	0	13	28	0.00	1.800								

Cleveland Indians @ Boston Red Sox
Fenway Park, Boston, MA
 Thu Sep 21 2000, 7:05 PM EDT
 Att. 32,743 - Sunny - 72 F

livebaseballscorecards.com

AB	41
R	8
H	15
RBI	8
BB	4
SO	4
LOB	25



Batter	1	2	3	4	5	6	7	8	9	AB	R	H	RBI	BB	SO	LOB
Trot Nixon, L OBP: 0.381, SLG: 0.482 (1, 9)	1-1 1B 1B	1-1 1B			4-2 FC6-4 BB		0-2 1B		4-2 1B G4-3 BB	3	1	3	0	2	0	0
Jose Offerman, S OBP: 0.354, SLG: 0.355 (1, 4)	1-1 F9	3-3 K			1-0 FC6-4 G4-6-3		3-2 F8		0-0 G4-3 1B	4	0	0	0	0	1	5
Darren Lewis, R OBP: 0.309, SLG: 0.308 (8, 8)					1-2f				1-3 1B	1	1	1	0	0	0	0
Dante Bichette, R OBP: 0.348, SLG: 0.475 (1, 10)	1-3 K		2-1 G1-3		1-0 G4-6-3			2-2 HR	0-1 G4-3	5	1	1	2	0	1	3
Nomar Garciaparra, R OBP: 0.431, SLG: 0.592 (1, 6)	0-0 1B		2-0 F8		1-1 L5			0-0 DI 1B	0-1 FC6-4 1B	3	0	1	0	0	0	0
Manny Alexander, R OBP: 0.259, SLG: 0.323 (8, 6)									2-H	1	1	1	0	0	0	0
Midre Cummings, L OBP: 0.337, SLG: 0.393 (9, PH)	1-2 1B								3-H	1	0	1	1	0	0	0
Troy O'Leary, L OBP: 0.322, SLG: 0.408 (1, 7)	1-3 K		1-1 F9		3-1 F8			3-2 F8	0-0 F8	3	0	0	0	0	1	2
Bernard Gilkey, R OBP: 0.260, SLG: 0.280 (8, PH) (9, 7)								1-2		2	0	0	0	0	0	2
Lou Merloni, R OBP: 0.355, SLG: 0.465 (1, 5)		3-1 F9 SF9 2B		3-3 K		3-2 1B		2-1 G3-1 BB 1B	2-1 FC6-4	5	1	3	1	0	1	1
Brian Daubach, L OBP: 0.321, SLG: 0.463 (1, 3)		0-2 F9		2-0 F8		2-3 K		4-2 G3-1 BB		3	0	0	0	0	1	2
Izzy Alcantara, R OBP: 0.333, SLG: 0.524 (8, PH) (9, 3)		2-3						1-2 G3-1 BB		0	0	0	0	1	0	0
Scott Hatteberg, L OBP: 0.370, SLG: 0.455 (1, 2)		4-0 1B BB		0-0 1B				0-2 G3-1		2	0	1	0	1	0	0
Jason Varitek, S OBP: 0.345, SLG: 0.400 (8, PH) (9, 2)								1-2 2-3		1	0	0	0	0	0	2
Donnie Sadler, R OBP: 0.239, SLG: 0.296 (1, 8) (8, 4)		2-0 SF9		0-0 F8				3-1 P6	2-3 K	2	0	0	1	0	0	1
Carl Everett, S OBP: 0.373, SLG: 0.591 (8, PH)		3-H								1	0	0	0	0	1	2
Mike Lansing, R OBP: 0.299, SLG: 0.372 (9, 4)										0	0	0	0	0	0	0

Inning Stats	R: 0	H: 2	E: 0	K: 2	S: 11	LOB: 2	BB: 0	P: 15	R: 1	H: 2	E: 0	K: 1	S: 14	LOB: 2	BB: 1	P: 27	R: 0	H: 0	E: 0	K: 0	S: 5	LOB: 0	BB: 0	P: 10	R: 0	H: 1	E: 0	K: 1	S: 8	LOB: 1	BB: 0	P: 13	R: 0	H: 0	E: 0	K: 0	S: 4	LOB: 0	BB: 1	P: 10	R: 0	H: 1	E: 0	K: 1	S: 11	LOB: 1	BB: 0	P: 20	R: 0	H: 1	E: 0	K: 0	S: 11	LOB: 1	BB: 0	P: 18	R: 2	H: 3	E: 0	K: 1	S: 17	LOB: 2	BB: 1	P: 30	R: 2	H: 2	E: 0	K: 0	S: 13	LOB: 1	BB: 1	P: 19	1B: 10	SF: 1	2B: 1	SAC: 0	3B: 0	DP: 1	HR: 1	HBP: 0	WP: 0	PA: 42
--------------	------	------	------	------	-------	--------	-------	-------	------	------	------	------	-------	--------	-------	-------	------	------	------	------	------	--------	-------	-------	------	------	------	------	------	--------	-------	-------	------	------	------	------	------	--------	-------	-------	------	------	------	------	-------	--------	-------	-------	------	------	------	------	-------	--------	-------	-------	------	------	------	------	-------	--------	-------	-------	------	------	------	------	-------	--------	-------	-------	--------	-------	-------	--------	-------	-------	-------	--------	-------	--------

PITCHER	IP	WLS	BF	H	R	ER	SO	BB	IBB	HBP	BLK	WP	HR	S	P	ERA	WHIP
Chuck Finley, L ERA: 4.26 (1, 1)	7.0		31	9	3	3	5	2	0	0	0	0	1	68	119	3.86	1.571
Steve Karsay, R ERA: 3.93 (8, 1)	0.1		2	1	0	0	0	0	0	0	0	0	0	5	10	0.00	3.000
Ricardo Rincon, L ERA: 2.08 (8, 1)	0.1		2	0	0	0	0	1	0	0	0	0	0	5	9	0.00	3.000
Paul Shuey, R ERA: 3.1 (8, 1)	0.1		1	0	0	0	1	0	0	0	0	0	0	3	5	0.00	0.000
Bob Wickman, R ERA: 3.15 (9, 1)	1.0		6	2	2	2	0	1	0	0	0	0	0	13	19	18.00	3.000

BOTTOM

Cleveland Indians @ Boston Red Sox

Fenway Park, Boston, MA

Thu Sep 21 2000, 7:05 PM EDT

Att. 32,743 - Sunny - 72 F

AB	37
R	5
H	12
RBI	5
BB	4
SO	6
LOB	20



PITCHER	IP	WLS	BF	H	R	ER	SO	BB	IBB	HBP	BLK	WP	HR	S	P	ERA	WHIP
---------	----	-----	----	---	---	----	----	----	-----	-----	-----	----	----	---	---	-----	------

Batter	1	2	3	4	5	6	7	8	9	AB R H RBI BB SO LOB	TOP																
Kenny Lofton, L (1, 8) OBP: 0.370, SLG: 0.425	1-3 	0-0 		2-2 		0-1 			3-2 	5 0 0 0 0 1 2																	
Omar Vizquel, S (1, 6) OBP: 0.376, SLG: 0.377	0-2 	1-1 		4-2 			1-2 		4-0 	3 0 3 1 2 0 0																	
Roberto Alomar, S (1, 4) OBP: 0.367, SLG: 0.464	0-0 	2-1 		0-1 			1-0 		1-3 	5 0 1 0 0 1 5																	
Manny Ramirez, R (1, 9) OBP: 0.462, SLG: 0.681	1-3 		4-0 		3-2 		1-0 		1-3 	4 0 2 0 1 2 3																	
Jim Thome, L (1, 10) OBP: 0.399, SLG: 0.523	4-0 		1-1 		0-0 		3-2 			3 0 0 0 1 0 4																	
David Segui, S (1, 3) OBP: 0.391, SLG: 0.513	2-2 		1-2 		0-0 		0-3 			4 0 2 0 0 1 5																	
Travis Fryman, R (1, 5) OBP: 0.396, SLG: 0.521		0-0 	1-2 		0-0 			2-2 		4 1 1 0 0 0 3																	
Russell Branyan, L (1, 7) OBP: 0.311, SLG: 0.544		1-0 		4-1 		1-2 		1-3 		3 0 0 0 1 1 1																	
Jolbert Cabrera, R (8, 7) OBP: 0.302, SLG: 0.315										0 0 0 0 0 0 0																	
Sandy Alomar Jr., R (1, 2) OBP: 0.331, SLG: 0.412		1-0 		3-1 		1-2 		0-1 		4 1 1 1 0 0 1																	
Inning Stats	R: 0 E: 0 K: 2 S: 16	H: 2 LOB: 3 BB: 1 P: 24	R: 2 E: 0 K: 0 S: 8	H: 3 LOB: 1 BB: 0 P: 13	R: 0 E: 0 K: 0 S: 10	H: 1 LOB: 1 BB: 1 P: 17	R: 0 E: 0 K: 0 S: 12	H: 0 LOB: 2 BB: 2 P: 25	R: 0 E: 0 K: 0 S: 8	H: 2 LOB: 1 BB: 0 P: 11	R: 0 E: 0 K: 0 S: 10	H: 0 LOB: 0 BB: 0 P: 12	R: 0 E: 0 K: 1 S: 11	H: 2 LOB: 2 BB: 0 P: 17	R: 0 E: 0 K: 1 S: 8	H: 0 LOB: 0 BB: 0 P: 11	R: 0 E: 0 K: 2 S: 9	H: 0 LOB: 1 BB: 1 P: 18	1B: 6 2B: 4 3B: 1 HR: 0	SF: 0 SAC: 0 DP: 2 HBP: 0	WP: 0 PB: 0 SB: 0 CS: 0	PA: 40					
PITCHER	IP	WLS	BF	H	R	ER	SO	BB	IBB	HBP	BLK	WP	HR	S	P	ERA	WHIP										
Brian Meadows, R (1, 1) ERA: 5.02	3.0		16	6	2	2	2	2	0	0	0	0	0	34	54	6.00	2.667										
Dan Murray, R (4, 1) ERA: 5.52	3.1		15	4	0	0	0	2	0	0	0	0	0	35	56	0.00	1.800										
Paul Spoljaric, L (7, 1) ERA: 7.0	0.2		2	0	0	0	1	0	0	0	0	0	0	6	9	0.00	0.000										
Ricky Bottalico, R (8, 1) ERA: 5.01	2.0	W	7	0	0	0	3	1	0	0	0	0	0	17	29	0.00	0.500										

Cleveland Indians @ Kansas City Royals
Kauffman Stadium, Kansas City, MO

Fri Sep 22 2000, 7:05 PM CDT
Att. 15,036 - Overcast - 76 F

AB	35
R	2
H	10
RBI	2
BB	5
SO	6
LOB	24



Batter	1	2	3	4	5	6	7	8	9	AB	R	H	RBI	BB	SO	LOB
Johnny Damon, L OBP: 0.386, SLG: 0.503	2-2 F2	0-0 2B			0-1 L3		1-0 G3			4	0	1	0	0	0	0
Rey Sanchez, R OBP: 0.310, SLG: 0.321	1-0 1B		0-2 29 G1-3 1B		2-2 G4-3		2-1 G4-3			4	0	2	0	0	0	0
29 Mike Sweeney, R OBP: 0.411, SLG: 0.528	1-1 F8		0-1 G1-3		1-0 G5-3		4-2 1B BB			3	0	0	0	1	0	2
Jermaine Dye, R OBP: 0.389, SLG: 0.566	0-1 1B		2-3 K		1-2 L4		1-0 1B			4	0	2	0	0	1	1
Joe Randa, R OBP: 0.349, SLG: 0.442	2-2 F8			3-1 1B 2B		2-0 HBP S HBP	3-2 F8			3	1	1	0	0	0	4
Carlos Beltrán, S OBP: 0.305, SLG: 0.371		1-2 P4		1-1 F7		1-0 F8		2-2 F7		4	0	0	0	0	0	2
Mark Quinn, R OBP: 0.344, SLG: 0.494		1-1 G3-1 1B 2B		0-0 F9 WP 1B		4-2 HBP BB		3-1 G6-3		3	1	2	1	1	0	0
Gregg Zaun, S OBP: 0.381, SLG: 0.402		3-2 G3-1		2-1 F9		3-0 FC6-4 HBP		0-1 HR		3	1	1	1	0	0	2
Carlos Febles, R OBP: 0.342, SLG: 0.319		3-2 2B 1B		3-1 G3-1		0-2 FC6-4		1-2 G4-3		4	0	1	1	0	0	4

Inning Stats	R: 0	H: 2	E: 0	LOB: 2	K: 0	BB: 0	S: 14	R: 1	H: 3	E: 0	LOB: 2	K: 0	BB: 0	S: 13	R: 0	H: 1	E: 0	LOB: 0	K: 1	BB: 0	S: 8	R: 1	H: 2	E: 0	LOB: 1	K: 0	BB: 0	S: 9	R: 0	H: 0	E: 0	LOB: 0	K: 0	BB: 0	S: 7	R: 0	H: 0	E: 0	LOB: 3	K: 0	BB: 1	S: 12	R: 0	H: 1	E: 0	LOB: 2	K: 0	BB: 1	S: 10	R: 1	H: 1	E: 0	LOB: 0	K: 0	BB: 0	S: 10	1B: 6	SF: 0	2B: 3	SAC: 0	3B: 0	DP: 0	HR: 1	HBP: 2	WP: 1	PA: 36
--------------	------	------	------	--------	------	-------	-------	------	------	------	--------	------	-------	-------	------	------	------	--------	------	-------	------	------	------	------	--------	------	-------	------	------	------	------	--------	------	-------	------	------	------	------	--------	------	-------	-------	------	------	------	--------	------	-------	-------	------	------	------	--------	------	-------	-------	-------	-------	-------	--------	-------	-------	-------	--------	-------	--------

PITCHER	IP	WLS	BF	H	R	ER	SO	BB	IBB	HBP	BLK	WP	HR	S	P	ERA	WHIP
Jim Brower, R ERA: 6.24	(1, 1)	4.0	18	8	2	2	1	0	0	0	0	1	0	44	69	4.50	2.000
Chris Nichting, R ERA: 5.87	(5, 1)	1.2	8	0	0	0	0	1	0	2	0	0	0	16	30	0.00	0.600
Steve Reed, R ERA: 4.56	(6, 1)	1.0	5	1	0	0	0	1	0	0	0	0	0	9	17	0.00	2.000
Steve Karsay, R ERA: 3.99	(7, 1)	1.1	L 5	1	1	1	0	0	0	0	0	0	1	14	23	6.75	0.750

BOTTOM

Cleveland Indians @ Kansas City Royals
Kauffman Stadium, Kansas City, MO

Fri Sep 22 2000, 7:05 PM CDT
Att: 15,036 - Overcast - 76 F

livebaseballscores.com

AB	32
R	3
H	10
RBI	3
BB	2
SO	1
LOB	15



Batter	1	2	3	4	5	6	7	8	9	AB	R	H	RBI	BB	SO	LOB	TOP					
Kenny Lofton, L (1, 8) <small>OBP: 0.369, SLG: 0.425</small> Dave Roberts, L (6, 8) <small>OBP: 0.333, SLG: 0.200</small>	2-2 	3-2 SF9 		0-3 K 	3-1 SF7 		2-0 FC4-6 			2	1	1	2	0	1	2						
Omar Vizquel, S (1, 6) <small>OBP: 0.378, SLG: 0.378</small> John McDonald, R (6, 6) <small>OBP: 0.375, SLG: 0.375</small>	4-1 	2-0 G6-3 		0-0 	2-2 		2-1 L7 			3	1	2	1	1	0	1						
Roberto Alomar, S (1, 4) <small>OBP: 0.371, SLG: 0.470</small> Jolbert Cabrera, R (6, 4) <small>OBP: 0.301, SLG: 0.313</small>	1-2 		0-2 	0-0 	1-2 			0-0 G5-3 			4	1	4	3	0	0						
Manny Ramirez, R (1, 9) <small>OBP: 0.465, SLG: 0.688</small> Chan Perry, R (8, PH) <small>OBP: 0.100, SLG: 0.100</small>	2-1 G5-3 		1-0 	4-1 		3-2 		1-0 G6-3 			3	1	2	1	1	0	2					
David Segui, S (1, 3) <small>OBP: 0.387, SLG: 0.508</small>	3-0 G4-3 		1-0 G4-6-3 	2-2 G1-3 		3-3 K 		2-2 G5-3 			5	0	0	1	0	1	4					
Jim Thome, L (1, 10) <small>OBP: 0.396, SLG: 0.518</small>		0-0 G6-3 	2-0 F8 	2-0 G3-1 		2-3 K 		2-1 G1 			5	0	0	0	0	1	2					
Travis Fryman, R (1, 5) <small>OBP: 0.399, SLG: 0.523</small> Bill Selby, L (7, 5) <small>OBP: 0.262, SLG: 0.250</small>		0-0 		1-0 	1-2 	0-2 G5-3 		0-1 			4	3	3	0	0	0						
Russell Branyan, L (1, 7) <small>OBP: 0.318, SLG: 0.543</small>		3-2 		0-0 	2-3 K 		4-2 		2-1 G4-6-3 		4	2	2	0	1	1	2					
Einar Diaz, R (1, 2) <small>OBP: 0.322, SLG: 0.391</small>		0-0 		1-0 	4-2 		2-0 F7 				3	2	1	2	1	0	2					
Inning Stats	R: 1 E: 0 K: 0 S: 11	H: 2 LOB: 1 BB: 1 P: 23	R: 2 E: 1 K: 0 S: 12	H: 2 LOB: 1 BB: 0 P: 20	R: 1 E: 0 K: 0 S: 7	H: 2 LOB: 0 BB: 0 P: 11	R: 4 E: 0 K: 1 S: 15	H: 5 LOB: 2 BB: 1 P: 25	R: 2 E: 0 K: 1 S: 19	H: 3 LOB: 2 BB: 1 P: 32	R: 1 E: 0 K: 2 S: 16	H: 1 LOB: 0 BB: 0 P: 24	R: 0 E: 0 K: 0 S: 6	H: 0 LOB: 1 BB: 1 P: 16	R: 0 E: 0 K: 0 S: 5	H: 0 LOB: 0 BB: 0 P: 8	R: 0 E: 0 K: 0 S: 6	H: 1 LOB: 0 BB: 0 P: 10	1B: 14 2B: 1 3B: 0 HR: 1	SF: 2 SAC: 0 DP: 2 HBP: 0	WP: 1 PB: 0 SB: 0 CS: 1	PA: 44
PITCHER Dan Reichert, R (1, 1) <small>ERA: 4.54</small> 51 Kris Wilson, R (4, 1) <small>ERA: 4.4</small> 49 Chris Fussell, R (4, 1) <small>ERA: 6.51</small>	IP WLS BF H R ER SO BB IBB HBP BLK WP HR S P ERA WHIP	IP WLS BF H R ER SO BB IBB HBP BLK WP HR S P ERA WHIP	IP WLS BF H R ER SO BB IBB HBP BLK WP HR S P ERA WHIP	IP WLS BF H R ER SO BB IBB HBP BLK WP HR S P ERA WHIP	IP WLS BF H R ER SO BB IBB HBP BLK WP HR S P ERA WHIP	IP WLS BF H R ER SO BB IBB HBP BLK WP HR S P ERA WHIP	IP WLS BF H R ER SO BB IBB HBP BLK WP HR S P ERA WHIP	IP WLS BF H R ER SO BB IBB HBP BLK WP HR S P ERA WHIP	IP WLS BF H R ER SO BB IBB HBP BLK WP HR S P ERA WHIP	IP WLS BF H R ER SO BB IBB HBP BLK WP HR S P ERA WHIP	IP WLS BF H R ER SO BB IBB HBP BLK WP HR S P ERA WHIP	IP WLS BF H R ER SO BB IBB HBP BLK WP HR S P ERA WHIP	IP WLS BF H R ER SO BB IBB HBP BLK WP HR S P ERA WHIP	IP WLS BF H R ER SO BB IBB HBP BLK WP HR S P ERA WHIP	IP WLS BF H R ER SO BB IBB HBP BLK WP HR S P ERA WHIP	IP WLS BF H R ER SO BB IBB HBP BLK WP HR S P ERA WHIP	IP WLS BF H R ER SO BB IBB HBP BLK WP HR S P ERA WHIP	IP WLS BF H R ER SO BB IBB HBP BLK WP HR S P ERA WHIP	IP WLS BF H R ER SO BB IBB HBP BLK WP HR S P ERA WHIP	IP WLS BF H R ER SO BB IBB HBP BLK WP HR S P ERA WHIP	IP WLS BF H R ER SO BB IBB HBP BLK WP HR S P ERA WHIP	IP WLS BF H R ER SO BB IBB HBP BLK WP HR S P ERA WHIP

Cleveland Indians @ Kansas City Royals
 Kauffman Stadium, Kansas City, MO
 Sat Sep 23 2000, 7:05 PM CDT
 Att. 20,253 - Cloudy - 52 F

AB	38
R	11
H	16
RBI	10
BB	4
SO	4
LOB	17



WP: 1	PA: 44
PB: 0	
SB: 0	
CS: 1	

PITCHER Dan Reichert, R (1, 1) <small>ERA: 4.54</small> 51 Kris Wilson, R (4, 1) <small>ERA: 4.4</small> 49 Chris Fussell, R (4, 1) <small>ERA: 6.51</small>	IP WLS BF H R ER SO BB IBB HBP BLK WP HR S P ERA WHIP
--	---

Batter	1	2	3	4	5	6	7	8	9	AB	R	H	RBI	BB	SO	LOB
Johnny Damon, L (1, 8) OBP: 0.385, SLG: 0.502 Todd Dunwoody, L (5, PH) OBP: 0.238, SLG: 0.275 (6, 8)	0-1 G6-3		1-2 F7		2-3 K			3-3 K		2	0	0	0	0	0	1
Rey Sanchez, R (1, 6) OBP: 0.309, SLG: 0.320 Luis Ordaz, R (6, PH) OBP: 0.243, SLG: 0.225 (7, 6)	0-1 L8		3-2 G1-3			1-0 G6-3		0-1 G5-4-3		2	0	0	0	0	0	1
29 Mike Sweeney, R (1, 3) OBP: 0.412, SLG: 0.527 Dave McCarty, R (6, 3) OBP: 0.333, SLG: 0.487	2-1 F8			4-0 1B BB		2-3 K		0-0 G4-3 SF7 2B		1	0	0	0	1	0	0
Jermaine Dye, R (1, 9) OBP: 0.387, SLG: 0.564 Dee Brown, L (6, 7) OBP: 0.227, SLG: 0.150		0-3 K		1-1 P6		1-3 K		0-2 G4-3		2	0	0	0	0	1	1
Joe Randa, R (1, 5) OBP: 0.348, SLG: 0.441 Carlos Febles, R (7, 4) OBP: 0.342, SLG: 0.318		0-2 G4-3		1-0 F8			0-3 K	4-2 BB		2	0	0	0	0	0	1
Carlos Beltrán, S (1, 10) OBP: 0.309, SLG: 0.373		4-2 BB		0-0 1B			4-1 BB	1-2 SF7		1	0	1	1	2	0	0
Mark Quinn, R (1, 7) OBP: 0.343, SLG: 0.492 Scott Pose, L (7, 9) OBP: 0.283, SLG: 0.191		1-2 G3		2-3 K			3-3 K	1-2 G6-3		2	0	0	0	0	1	3
Jorge Fabregas, L (1, 2) OBP: 0.317, SLG: 0.373			0-2 1B		0-0 F7		2-2 G3-1			3	0	1	0	0	0	1
Wilson Delgado, S (1, 4) OBP: 0.318, SLG: 0.308 (7, 5)			3-3 K		1-0 G6-3			0-0 G5-4-3 1B		3	0	1	0	0	1	1

Inning Stats	R: 0	H: 0	E: 0	K: 0	S: 6	R: 0	H: 0	E: 0	K: 1	S: 11	R: 0	H: 1	E: 0	K: 1	S: 15	R: 0	H: 1	E: 0	K: 1	S: 7	R: 0	H: 0	E: 0	K: 2	S: 7	R: 0	H: 0	E: 0	K: 2	S: 11	R: 0	H: 1	E: 0	K: 1	S: 6	R: 1	H: 1	E: 0	K: 0	S: 12	1B: 3	2B: 1	3B: 0	HR: 0	SF: 1	SAC: 0	DP: 1	HBP: 0	WP: 0	PB: 0	SB: 0	CS: 0	PA: 34
	0	0	0	0	6	0	0	0	1	11	0	1	0	1	15	0	0	0	2	7	0	0	0	1	7	0	0	0	0	1	11	0	0	0	6	0	1	1	0	12	3	1	0	0	1	0	0	0	0	0	34		

PITCHER	IP	WLS	BF	H	R	ER	SO	BB	IBB	HBP	BLK	WP	HR	S	P	ERA	WHIP
Bartolo Colon, R (1, 1) ERA: 3.88	7.0	W	26	2	0	0	8	3	0	0	0	0	0	62	100	0.00	0.714
Justin Speier, R (8, 1) ERA: 3.52	1.0		3	1	0	0	1	0	0	0	0	0	0	6	9	0.00	1.000
Tom Martin, L (9, 1) ERA: 4.18	1.0		5	1	1	1	0	1	0	0	0	0	0	12	19	9.00	2.000

BOTTOM

Cleveland Indians @ Kansas City Royals
 Kauffman Stadium, Kansas City, MO

Sat Sep 23 2000, 7:05 PM CDT
 Att: 20,253 - Cloudy - 52 F

livebaseballscorecards.com

AB	29
R	1
H	4
RBI	1
BB	4
SO	9
LOB	14



Batter	1	2	3	4	5	6	7	8	9	AB R H RBI BB SO LOB	TOP	
Kenny Lofton, L (1, 8) <small>OBP: 0.370, SLG: 0.425</small> Dave Roberts, L (8, 8) <small>OBP: 0.333, SLG: 0.200</small>	2-1 		4-2 		0-1 		3-2 			3 0 1 0 1 0 1 0 0 0 0 0 0 0		
Omar Vizquel, S (1, 6) <small>OBP: 0.379, SLG: 0.377</small> John McDonald, R (8, PH) <small>OBP: 0.444, SLG: 0.444</small> (8, 6)	0-0 		1-1 		4-1 			1-2 		1 0 0 0 1 0 1 1 0 1 0 0 0 0		
Roberto Alomar, S (1, 4) <small>OBP: 0.371, SLG: 0.469</small> Jolbert Cabrera, R (8, PH) <small>OBP: 0.299, SLG: 0.311</small> (8, 4)	2-2 		1-2 		3-2 			2-3 		3 0 1 0 0 0 2 1 0 0 0 0 1 1		
Manny Ramirez, R (1, 9) <small>OBP: 0.462, SLG: 0.683</small> Chan Perry, R (8, PH) <small>OBP: 0.091, SLG: 0.091</small> (8, 9)	2-3 		1-0 			0-2 		2-3 		3 0 0 0 0 1 3 1 0 0 0 0 1 1		
David Segui, S (1, 3) <small>OBP: 0.385, SLG: 0.505</small>		1-1 		0-0 		2-2 		0-1 		4 0 0 0 0 0 1		
Jim Thome, L (1, 10) <small>OBP: 0.395, SLG: 0.518</small>		0-1 		3-1 		3-2 		2-1 		4 0 1 0 0 0 1		
Travis Fryman, R (1, 5) <small>OBP: 0.398, SLG: 0.522</small> Bill Selby, L (8, 5) <small>OBP: 0.256, SLG: 0.244</small>		0-0 		0-0 		1-2 		2-2 		3 0 1 0 0 0 2 1 0 0 0 0 0 0		
Russell Branyan, L (1, 7) <small>OBP: 0.317, SLG: 0.537</small>		1-0 		2-3 			2-1 	0-0 		4 0 1 0 0 1 2		
Sandy Alomar Jr., R (1, 2) <small>OBP: 0.331, SLG: 0.408</small>			0-2 		0-2 		4-1 	2-1 		3 0 0 0 1 0 1		
Inning Stats	R: 0 H: 1 E: 0 LOB: 1 K: 1 BB: 0 S: 12 P: 18	R: 0 H: 1 E: 0 LOB: 1 K: 0 BB: 0 S: 6 P: 8	R: 0 H: 1 E: 0 LOB: 2 K: 0 BB: 1 S: 13 P: 20	R: 0 H: 1 E: 0 LOB: 1 K: 1 BB: 0 S: 7 P: 12	R: 0 H: 0 E: 0 LOB: 1 K: 0 BB: 1 S: 9 P: 16	R: 0 H: 0 E: 1 LOB: 1 K: 0 BB: 0 S: 13 P: 19	R: 0 H: 0 E: 0 LOB: 0 K: 2 BB: 1 S: 6 P: 15	R: 0 H: 1 E: 0 LOB: 1 K: 2 BB: 0 S: 12 P: 17	R: 0 H: 1 E: 0 LOB: 1 K: 0 BB: 0 S: 8 P: 14	1B: 5 SF: 0 2B: 1 SAC: 1 3B: 0 DP: 1 HR: 0 HBP: 0	WP: 0 PA: 36 PB: 0 SB: 0 CS: 0	
PITCHER Blake Stein, R (1, 1) <small>ERA: 4.56</small> Jose Santiago, R (8, 1) <small>ERA: 4.13</small>	IP WLS BF H R ER SO BB IBB HBP BLK WP HR S P ERA WHIP 7.0 W 28 4 0 0 2 3 0 0 0 0 0 0 66 108 0.00 1.000											PITCHER IP WLS BF H R ER SO BB IBB HBP BLK WP HR S P ERA WHIP 2.0 8 2 0 0 2 0 0 0 0 0 0 0 20 31 0.00 1.000

Cleveland Indians @ Kansas City Royals
 Kauffman Stadium, Kansas City, MO
 Sun Sep 24 2000, 1:05 PM CDT
 Att. 12,606 - Cloudy - 49 F

AB	32
R	0
H	6
RBI	0
BB	3
SO	4
LOB	16



WP: 0	PA: 36
PB: 0	
SB: 0	
CS: 0	

Batter	1	2	3	4	5	6	7	8	9
Johnny Damon, L (1, 10) <small>OBP: 0.385, SLG: 0.501</small>									
Rey Sanchez, R (1, 6) <small>OBP: 0.312, SLG: 0.320</small> Luis Ordaz, R (8, PH) <small>OBP: 0.250, SLG: 0.233</small> (9, 6)									
29 Mike Sweeney, R (1, 3) <small>OBP: 0.410, SLG: 0.524</small>									
Jermaine Dye, R (1, 9) <small>OBP: 0.387, SLG: 0.562</small>									
Joe Randa, R (1, 5) <small>OBP: 0.346, SLG: 0.440</small>									
Carlos Beltrán, S (1, 8) <small>OBP: 0.313, SLG: 0.376</small>									
Mark Quinn, R (1, 7) <small>OBP: 0.344, SLG: 0.494</small>									
Gregg Zaun, S (1, 2) <small>OBP: 0.386, SLG: 0.403</small>									
Jeff Reboulet, R (1, 4) <small>OBP: 0.325, SLG: 0.280</small>									

AB	R	H	RBI	BB	SO	LOB
5	2	2	1	0	2	4
0	0	0	0	2	0	0
1	1	1	0	0	0	0
3	0	0	2	1	0	3
4	2	1	0	1	0	2
4	1	1	2	0	1	1
5	1	3	1	0	1	1
4	0	2	3	0	0	1
2	1	1	0	2	0	2
3	1	1	0	1	0	2

AB	R	H	RBI	BB	SO	LOB
31	9	12	9	7	4	16

Inning	R	H	E	K	S	WLS	BF	H	R	ER	SO	BB	IBB	HBP	BLK	WP	HR	S	P	ERA	WHIP
1	1	1	0	4	7	L	14	4	6	6	1	2	0	0	0	0	0	20	39	20.25	2.250
2	0	0	0	5	7		13	3	0	0	2	3	0	0	0	0	0	29	57	0.00	2.571
3	0	0	0	3	7		7	3	2	2	0	1	0	0	0	0	0	18	26	13.50	3.000
4	0	0	0	2	3		3	1	0	0	1	0	0	0	0	0	0	9	14	0.00	1.500
5	0	0	0	4	7		5	1	1	1	0	1	0	0	0	0	0	10	19	9.00	2.000

WP	HR	S	P	ERA	WHIP
0	0	1	42		

Cleveland Indians @ Kansas City Royals
 Kauffman Stadium, Kansas City, MO
 Sun Sep 24 2000, 1:05 PM CDT
 Att: 12,606 - Cloudy - 49 F

PITCHER	IP	WLS	BF	H	R	ER	SO	BB	IBB	HBP	BLK	WP	HR	S	P	ERA	WHIP
Charles Nagy, R (1, 1) <small>ERA: 8.21</small>	2.2	L	14	4	6	6	1	2	0	0	0	0	0	20	39	20.25	2.250
Jamie Brewington, R (3, 1) <small>ERA: 5.36</small>	2.1		13	3	0	0	2	3	0	0	0	0	0	29	57	0.00	2.571
Chris Naching, R (6, 1) <small>ERA: 7.0</small>	1.1		7	3	2	2	0	1	0	0	0	0	0	18	26	13.50	3.000
Cameron Cairncross, L (7, 1) <small>ERA: 4.15</small>	0.2		3	1	0	0	1	0	0	0	0	0	0	9	14	0.00	1.500
Chris Haney, L (8, 1) <small>ERA: 9.0</small>	1.0		5	1	1	1	0	1	0	0	0	0	0	10	19	9.00	2.000

Batter	1	2	3	4	5	6	7	8	9	AB R H RBI BB SO LOB	TOP	
Chris Singleton, L (1, 8) OBP: 0.301, SLG: 0.378 Jeff Liefer, L (7, PH) OBP: 0.100, SLG: 0.100 (7, 9)	0-3 K		0-0 P4		4-2 PO S BB		2-1 1-2 1B		2-1 F7	2 0 0 0 1 1 2 2 0 1 0 0 0 1	Chicago White Sox @ Cleveland Indians Jacobs Field, Cleveland, OH Mon Sep 25 2000, 1:05 PM EDT Att. 42,500 - Cloudy - 55 F	
Tony Graffanino, R (1, 4) OBP: 0.370, SLG: 0.373	0-2 F8		3-2 1-3 2-H 1B		3-0 PO 1-3	0-1 FC6-4 1B	1-1 P6			4 0 2 1 0 0 2		
Harold Baines, L (1, 10) OBP: 0.338, SLG: 0.417	0-1 G1-3		2-3 K			2-0 F8		2-1 L1		4 0 0 0 0 1 3		
Magglio Ordonez, R (1, 9) OBP: 0.374, SLG: 0.547 24 Joe Crede, R (7, 5) OBP: 0.250, SLG: 0.250		2-2 G1-4-3		0-0 1B 14 G5-4-3 2B		0-1 FC6-4 14 FC6-4 1-2f 1B		0-2 G5-3		3 1 1 0 0 0 1 1 0 0 0 0 0 0		
Carlos Lee, R (1, 7) OBP: 0.344, SLG: 0.485 Josh Paul, R (8, 7) OBP: 0.324, SLG: 0.400		1-3 K		0-0 14 G5-4-3 1B		0-0 14 FC6-4 1-2 1B		0-0 1B		4 0 3 0 0 1 0 0 0 0 0 0 0 0		
14 Paul Konerko, R (1, 3) OBP: 0.363, SLG: 0.483 McKay Christensen, L (7, 8) OBP: 0.263, SLG: 0.125		1-0 G4-3		0-0 1-2f 3-H G5-4-3		2-1 FC6-4 1-2f 2-3		0-3 K		3 0 0 0 0 0 3 1 0 0 0 0 1 1		
Greg Norton, S (1, 5) OBP: 0.345, SLG: 0.389 (7, 3)			0-0 G4-3		0-0 F5		1-0 F3		0-2 G6-3	4 0 0 0 0 0 0		
Craig Wilson, R (1, 6) OBP: 0.329, SLG: 0.324			4-2 BB 1B BB		0-1 F9		0-0 G5-3		0-0 G5-3	3 1 0 0 1 0 0		
Mark Johnson, L (1, 2) OBP: 0.315, SLG: 0.319			4-2 1B 1-2 BB		0-2 G3-1		0-1 1B		4-2 BB	2 0 1 0 2 0 0		
Inning Stats	R: 0 E: 0 K: 1 S: 8 H: 0 LOB: 0 BB: 0 P: 8	R: 0 E: 0 K: 1 S: 7 H: 0 LOB: 0 BB: 0 P: 11	R: 1 E: 0 K: 1 S: 18 H: 1 LOB: 2 BB: 2 P: 31	R: 1 E: 0 K: 0 S: 4 H: 2 LOB: 0 BB: 0 P: 4	R: 0 E: 0 K: 0 S: 7 H: 0 LOB: 0 BB: 1 P: 14	R: 0 E: 0 K: 0 S: 8 H: 2 LOB: 2 BB: 0 P: 12	R: 0 E: 0 K: 0 S: 8 H: 2 LOB: 2 BB: 0 P: 12	R: 0 E: 0 K: 1 S: 9 H: 1 LOB: 1 BB: 0 P: 11	R: 0 E: 0 K: 0 S: 8 H: 0 LOB: 1 BB: 1 P: 14	1B: 7 2B: 1 3B: 0 HR: 0 SF: 0 SAC: 0 DP: 1 HBP: 0		WP: 0 PB: 0 SB: 1 CS: 0 PA: 38
PITCHER Dave Burba, R (1, 1) ERA: 4.32 Steve Karsay, R (8, 1) ERA: 3.93 Justin Speier, R (9, 1) ERA: 3.46	IP 7.0 WLS W BF 29 H 7 R 2 ER 2 SO 3 BB 3 IBB 0 HBP 0 BLK 0 WP 0 HR 0 S 60 P 92 ERA 2.57 WHIP 1.429	IP 1.0 WLS 4 BF 4 H 1 R 0 ER 0 SO 1 BB 0 IBB 0 HBP 0 BLK 0 WP 0 HR 0 S 9 P 11 ERA 0.00 WHIP 1.000	IP 1.0 WLS 4 BF 4 H 0 R 0 ER 0 SO 0 BB 1 IBB 0 HBP 0 BLK 0 WP 0 HR 0 S 8 P 14 ERA 0.00 WHIP 1.000	PITCHER IP WLS BF H R ER SO BB IBB HBP BLK WP HR S P ERA WHIP	IP WLS BF H R ER SO BB IBB HBP BLK WP HR S P ERA WHIP	IP WLS BF H R ER SO BB IBB HBP BLK WP HR S P ERA WHIP	IP WLS BF H R ER SO BB IBB HBP BLK WP HR S P ERA WHIP	IP WLS BF H R ER SO BB IBB HBP BLK WP HR S P ERA WHIP	IP WLS BF H R ER SO BB IBB HBP BLK WP HR S P ERA WHIP	IP WLS BF H R ER SO BB IBB HBP BLK WP HR S P ERA WHIP		IP WLS BF H R ER SO BB IBB HBP BLK WP HR S P ERA WHIP

AB	33
R	2
H	8
RBI	1
BB	4
SO	4
LOB	13



WP: 0	PA: 38
PB: 0	
SB: 1	
CS: 0	

livebaseballscores.com

Batter	1	2	3	4	5	6	7	8	9	AB	R	H	RBI	BB	SO	LOB
Kenny Lofton, L OBP: 0.372, SLG: 0.423 (1, 8)	3-2 G4-3		4-1 BB		4-2 1B BB	4-1 1B BB	1-2 F8			2	2	0	0	3	0	1
Omar Vizquel, S OBP: 0.382, SLG: 0.379 (1, 6) John McDonald, R OBP: 0.444, SLG: 0.444 (9, 6)	1-1 G6-3		4-0 BB		4-1 1B BB	2-0 1B BB	0-0 1B			3	2	2	0	2	0	0
Roberto Alomar, S OBP: 0.370, SLG: 0.467 (1, 4) Dave Roberts, L OBP: 0.333, SLG: 0.200 (9, 7)	2-1 G4-3		1-2 L7		1-2 1B FC4-6	0-0 G1-4-3	1-1 F7			5	1	1	2	0	0	5
Manny Ramirez, R OBP: 0.461, SLG: 0.680 (1, 9)		3-3 K	2-2 F9		3-2 1B FC4-6	0-0 2B 1B		1-1 G5-3		5	1	2	2	0	1	2
David Segui, S OBP: 0.387, SLG: 0.507 (1, 3)		2-2 G1-3 BB		0-0 WP	2-2 1B FC4-6	1-3 2B 1B		1-1 G5-3 1B		5	2	3	1	0	1	2
Jim Thome, L OBP: 0.398, SLG: 0.518 (1, 10)		4-2 G1-3 BB		2-1 P5	4-2 1B BB	4-1 2B BB		1-2 1B		2	1	1	0	3	0	1
Travis Fryman, R OBP: 0.398, SLG: 0.523 (1, 5)		0-0 G1-3		1-1 G6-3	2-0 1B BB	2-1 1B		1-1 G5-3		5	0	2	2	0	0	4
Russell Branyan, L OBP: 0.316, SLG: 0.530 (1, 7) Jolbert Cabrera, R OBP: 0.299, SLG: 0.311 (8, 7) (9, 4)		3-3 K		2-3 K	2-2 1B		0-0 F8			4	0	1	2	0	2	2
Einar Diaz, R OBP: 0.321, SLG: 0.389 (1, 2)			1-2 G5-3		1-1 F5		0-0 1B 1B			4	0	1	0	0	1	2

Inning Stats	R: 0	H: 0	E: 0	K: 0	S: 8	R: 0	H: 1	E: 0	K: 2	S: 14	R: 0	H: 0	E: 0	K: 0	S: 11	R: 1	H: 1	E: 0	K: 1	S: 8	R: 5	H: 4	E: 0	K: 1	S: 23	R: 3	H: 3	E: 0	K: 1	S: 10	R: 0	H: 2	E: 0	K: 0	S: 9	R: 0	H: 2	E: 0	K: 0	S: 9
	LOB: 0	BB: 0	P: 14	LOB: 2	BB: 1	P: 26	LOB: 0	BB: 2	P: 23	LOB: 0	BB: 0	P: 13	LOB: 2	BB: 3	P: 46	LOB: 2	BB: 2	P: 23	LOB: 2	BB: 2	P: 11	LOB: 2	BB: 0	P: 13	LOB: 1	BB: 0	P: 13	LOB: 1	BB: 0	P: 13	LOB: 1	BB: 0	P: 13	LOB: 1	BB: 0	P: 13	LOB: 1	BB: 0	P: 13	


PITCHER	IP	WLS	BF	H	R	ER	SO	BB	IBB	HBP	BLK	WP	HR	S	P	ERA	WHIP
Jon Garland, R ERA: 6.75 (1, 1)	4.2	L	24	4	6	6	3	6	0	0	0	1	0	57	111	11.57	2.143
Matt Ginter, R ERA: 13.5 (5, 1)	2.1		15	7	3	3	2	2	0	0	0	0	0	26	45	11.57	3.857
Chad Bradford, R ERA: 2.16 (8, 1)	1.0		4	2	0	0	0	0	0	0	0	0	0	9	13	0.00	2.000

BOTTOM

Chicago White Sox @ Cleveland Indians
Jacobs Field, Cleveland, OH

Mon Sep 25 2000, 1:05 PM EDT
Att: 42,500 - Cloudy - 55 F

AB	35
R	9
H	13
RBI	9
BB	8
SO	5
LOB	19



WP	PA	ERA	WHIP
1	43		

Batter	1	2	3	4	5	6	7	8	9	AB R H RBI BB SO LOB	TOP																
Denny Hocking, S (1, 3) OBP: 0.380, SLG: 0.427	4-2 G4-3 BB		0-0 F8		0-1 F7			1-1 BB 1B 1B	0-1 3B	4 1 2 0 1 0 2																	
Luis Rivas, R (1, 4) OBP: 0.302, SLG: 0.400	0-2 G4-3			1-2 G5-3		0-0 F9		1-2 BB 1B 1B	1-0 G5-3	5 1 1 0 0 0 2																	
Matt Lawton, L (1, 9) OBP: 0.409, SLG: 0.471	0-0 G4-3			1-2 G3-1		1-1 1B PB 1B		1-3 K	4-0 IBB	4 0 1 0 1 1 3																	
David Ortiz, L (1, 10) OBP: 0.371, SLG: 0.456	3-0 G4-3			3-1 L9		2-3 K		1-2 F8	0-0 G3	5 0 0 0 0 1 6																	
Corey Koskie, L (1, 5) OBP: 0.397, SLG: 0.444		2-1 F8			0-0 L8	1-1 1B		4-1 1B 1B BB		3 1 1 0 1 0 0																	
Torii Hunter, R (1, 8) OBP: 0.313, SLG: 0.395		0-1 G5-3			1-2 1B SF9 1B	0-3 K		0-2 1B 1B		4 1 2 2 0 1 2																	
Jacque Jones, L (1, 7) OBP: 0.318, SLG: 0.467		2-3 K			0-2 1B 1B		0-0 F7	2-2 1B 1B		4 0 2 1 0 1 0																	
A.J. Pierzynski, L (1, 2) OBP: 0.325, SLG: 0.474			1-2 G6-3		0-1 SF9		1-2 G3	1-3 K		3 0 0 1 0 1 2																	
Cristian Guzman, S (1, 6) OBP: 0.298, SLG: 0.390			1-1 G4-3		1-1 1B		1-1 G3-1		0-1 G6-3	4 0 1 0 0 0 0																	
Inning Stats	R: 0 E: 0 K: 0 S: 7	H: 0 LOB: 1 BB: 1 P: 14	R: 0 E: 0 K: 1 S: 8	H: 0 LOB: 0 BB: 0 P: 12	R: 0 E: 0 K: 0 S: 6	H: 0 LOB: 0 BB: 0 P: 8	R: 0 E: 0 K: 0 S: 9	H: 0 LOB: 0 BB: 0 P: 14	R: 1 E: 0 K: 0 S: 13	H: 3 LOB: 2 BB: 0 P: 15	R: 0 E: 0 K: 2 S: 15	H: 2 LOB: 2 BB: 0 P: 19	R: 0 E: 0 K: 0 S: 7	H: 0 LOB: 0 BB: 0 P: 9	R: 3 E: 0 K: 2 S: 27	H: 4 LOB: 2 BB: 1 P: 38	R: 0 E: 0 K: 0 S: 6	H: 1 LOB: 2 BB: 1 P: 11	1B: 9 2B: 0 3B: 1 HR: 0	SF: 1 SAC: 0 DP: 0 HBP: 0	WP: 0 PB: 1 SB: 0 CS: 0	PA: 40					
PITCHER	IP WLS BF H R ER SO BB IBB HBP BLK WP HR S P ERA WHIP																										
Steve Woodard, R (1, 1) ERA: 5.89	5.1		4	1	1	1	1	1	0	0	0	0	0	46	67	1.69	0.938										
Ricardo Rincon, L (6, 1) ERA: 2.04	0.1	H	2	1	0	0	1	0	0	0	0	0	0	7	10	0.00	3.000										
Steve Reed, R (6, 1) ERA: 4.53	0.1	H	1	0	0	0	1	0	0	0	0	0	0	5	5	0.00	0.000										
Paul Shuey, R (7, 1) ERA: 3.47	1.2	L	8	2	3	3	1	1	0	0	0	0	0	21	31	16.20	1.800										
Bob Wickman, R (8, 1) ERA: 3.09	1.1	B	8	3	0	0	1	0	1	0	0	0	0	19	27	0.00	2.250										

Minnesota Twins @ Cleveland Indians
 Jacobs Field, Cleveland, OH
 Mon Sep 25 2000, 7:05 PM EDT
 Att. 42,853 - Cloudy - 53 F

livebaseballscorecards.com

AB 36
 R 4
 H 10
 RBI 4
 BB 3
 SO 5
 LOB 17



Batter	1	2	3	4	5	6	7	8	9	AB R H RBI BB SO LOB	BOTTOM
--------	---	---	---	---	---	---	---	---	---	----------------------	--------

Kenny Lofton, L OBP: 0.370, SLG: 0.420 (1, 8)	4-2 E HR BB		X 0-0 F7	2-1 F8			2-2 G6-3	X 0-0 G4-3	4 1 0 0 1 0 2	Minnesota Twins @ Cleveland Indians Jacobs Field, Cleveland, OH Mon Sep 25 2000, 7:05 PM EDT Att: 42,853 - Cloudy - 53 F
Omar Vizquel, S OBP: 0.382, SLG: 0.379 (1, 6)	2-1 F8		C X 0-1 2B SF8 1B			B B B C C C X 3-2 1B	B C C X 1-1 G4-3	X B B T T C C C 1-2 L5	5 1 2 0 0 0 2	
Roberto Alomar, S OBP: 0.371, SLG: 0.468 (1, 4)	1 SAFE 1 SAFE G1-3		B X 1-0 SF8 2B			B B F 1 B X SAFE 3-1 F5	X 0-0 1B		4 0 2 0 0 0 2	
Manny Ramirez, R OBP: 0.462, SLG: 0.684 (1, 9)	3-1 HR		B B I 4-0 IBB			B B C S S X 2-2 L6	S T C 0-3 K		3 1 1 2 1 1 2	
David Segui, S OBP: 0.396, SLG: 0.506 (1, 3)	2-3 K		X S C 0-2 SF8			B C O F X 1-2 G4-3	F B X 1-1 CS 1B		3 0 1 1 0 1 1	
Dave Roberts, L OBP: 0.333, SLG: 0.200 (8, PR)	K		2-3 3-H						0 0 0 0 0 0 0	
Chan Perry, R OBP: 0.091, SLG: 0.091 (9, 3)	K								0 0 0 0 0 0 0	
Jim Thome, L OBP: 0.397, SLG: 0.516 (1, 10)			C T C 0-3 K	S F S 0-3 K		B S X 1-1 1B	B F F B B X 3-2 F5		4 0 1 0 0 2 3	
Travis Fryman, R OBP: 0.396, SLG: 0.519 (1, 5)			B B X 2-1 F8	X 0-0 G4-3		B B S C C S X 2-3 K	F B B B X 3-1 F8		4 0 0 0 0 1 1	
Russell Branyan, L OBP: 0.325, SLG: 0.549 (1, 7)			X 0-0 1B			B C C C X 2-2 FC5-4 1B	B B B X 3-1 3B		3 0 3 0 0 0 0	
Jolbert Cabrera, R OBP: 0.299, SLG: 0.311 (9, 7)								F B F X 1-2 G4-3 SH3-4 1B	0 0 0 0 0 0 0	
Bill Selby, L OBP: 0.273, SLG: 0.262 (9, PH)									1 0 1 0 0 0 0	
Sandy Alomar Jr., R OBP: 0.328, SLG: 0.405 (1, 2)			B F F X 1-2 L9	B F F F F X SAFE 3-2 FC5-4		F F B B X 1-2 F9	B X 1-0 SH3-4		3 0 0 0 0 0 3	

Inning Stats	R: 2 E: 1 K: 1 S: 12	H: 1 LOB: 0 BB: 1 P: 24	R: 0 E: 0 K: 1 S: 9	H: 1 LOB: 1 BB: 0 P: 12	R: 1 E: 0 K: 1 S: 10	H: 2 LOB: 2 BB: 1 P: 15	R: 0 E: 0 K: 0 S: 11	H: 1 LOB: 1 BB: 0 P: 18	R: 0 E: 0 K: 0 S: 11	H: 1 LOB: 1 BB: 0 P: 20	R: 0 E: 0 K: 1 S: 12	H: 2 LOB: 1 BB: 0 P: 19	R: 0 E: 0 K: 1 S: 9	H: 1 LOB: 1 BB: 0 P: 14	R: 0 E: 0 K: 0 S: 10	H: 1 LOB: 1 BB: 0 P: 13	1B: 8 2B: 1 3B: 1 HR: 1	SF: 1 SAC: 1 DP: 0 HBP: 0	WP: 0 PB: 0 SB: 0 CS: 1	PA: 38
--------------	-------------------------------	----------------------------------	------------------------------	----------------------------------	-------------------------------	----------------------------------	-------------------------------	----------------------------------	-------------------------------	----------------------------------	-------------------------------	----------------------------------	------------------------------	----------------------------------	-------------------------------	----------------------------------	----------------------------------	------------------------------------	----------------------------------	--------

PITCHER	IP	WLS	BF	H	R	ER	SO	BB	IBB	HBP	BLK	WP	HR	S	P	ERA	WHIP
Matt Kinney, R ERA: 5.45 (1, 1)	5.0		23	6	3	3	3	1	1	0	0	0	1	53	89	5.40	1.400
Travis Miller, L ERA: 4.06 (6, 1)	2.0	W	8	3	0	0	2	0	0	0	0	0	0	21	31	0.00	1.500
Bob Wells, R ERA: 3.18 (8, 1)	1.0	H	3	1	0	0	0	0	0	0	0	0	0	7	14	0.00	1.000
LaTroy Hawkins, R ERA: 3.43 (9, 1)	1.0	S	4	1	0	0	0	0	0	0	0	0	0	10	13	0.00	1.000

livebaseballscorecards.com

AB	34
R	3
H	11
RBI	3
BB	2
SO	5
LOB	16



Batter	1	2	3	4	5	6	7	8	9	AB R H RBI BB SO LOB	TOP											
Jay Canizaro, R (1, 10) OBP: 0.318, SLG: 0.396	2-2 F7		2-2 G6-4-3 1B		0-0 F8		3-2 G4-3			4 0 1 0 0 0 0												
Luis Rivas, R (1, 4) OBP: 0.283, SLG: 0.372 Matt Lawton, L (8, PH) OBP: 0.409, SLG: 0.470 (8, 9)	1-2 G6-3		0-1 G6-4-3 1-2f		2-2 G4-3			2-3 K		3 0 0 0 0 0 1 1 0 0 0 0 1 0												
John Barnes, R (1, 7) OBP: 0.414, SLG: 0.400 Jacque Jones, L (8, PH) OBP: 0.319, SLG: 0.470 (8, 7)	0-1 BB 1B		2-1 1B		1-2 L4			3-2 2B		3 0 2 0 0 0 0 1 0 1 0 0 0 0												
Brian Buchanan, R (1, 9) OBP: 0.289, SLG: 0.300 Denny Hocking, S (8, PH) OBP: 0.379, SLG: 0.425 (8, 4)	4-2 BB		2-3 K		1-0 E4 HR 1B			0-3 K		2 1 1 0 1 1 1 1 0 0 0 0 1 1												
Matthew LeCroy, R (1, 3) OBP: 0.251, SLG: 0.329 David Ortiz, L (8, PH) OBP: 0.370, SLG: 0.455 (8, 3)	3-2 G4-3			0-0 F9		3-2 G1-4-3		1-1 F7		3 0 0 0 0 0 3 1 0 0 0 0 0 1												
Torii Hunter, R (1, 8)		2-1 F9		1-3 K		2-1 HR		1-0 G4-3-6 1B		4 1 2 2 0 1 0												
Casey Blake, R (1, 5) OBP: 0.600, SLG: 0.714 Cristian Guzman, S (9, PH) OBP: 0.298, SLG: 0.389		4-2 BB		3-2 2B		1-3 K		0-0 G4-3-6 1-2f		2 0 1 0 1 1 0 1 0 0 0 0 0 1												
Jason Maxwell, R (1, 6) OBP: 0.289, SLG: 0.321 Corey Koskie, L (9, PH) OBP: 0.397, SLG: 0.443		0-0 L9		3-3 K			0-1 G5-3		1-1 L8	3 0 0 0 0 0 1 2 1 0 0 0 0 0 0												
Chad Moeller, R (1, 2) OBP: 0.261, SLG: 0.273		2-1 F8			1-1 G4-3		1-3 K			3 0 0 0 0 0 1 1												
Inning Stats	R: 0 E: 0 K: 0 S: 15	H: 1 LOB: 2 BB: 1 P: 25	R: 0 E: 0 K: 0 S: 8	H: 0 LOB: 1 BB: 1 P: 16	R: 0 E: 0 K: 1 S: 10	H: 2 LOB: 1 BB: 0 P: 16	R: 0 E: 0 K: 2 S: 10	H: 1 LOB: 1 BB: 0 P: 17	R: 0 E: 0 K: 0 S: 6	H: 0 LOB: 0 BB: 0 P: 9	R: 2 E: 1 K: 1 S: 12	H: 2 LOB: 0 BB: 0 P: 20	R: 0 E: 0 K: 1 S: 8	H: 0 LOB: 0 BB: 0 P: 12	R: 0 E: 0 K: 2 S: 12	H: 1 LOB: 1 BB: 0 P: 18	R: 0 E: 0 K: 0 S: 4	H: 1 LOB: 0 BB: 0 P: 6	1B: 5 2B: 2 3B: 0 HR: 1	SF: 0 SAC: 0 DP: 2 HBP: 0	WP: 0 PB: 0 SB: 0 CS: 0	PA: 35
PITCHER	IP WLS BF H R ER SO BB IBB HBP BLK WP HR S P ERA WHIP																					
Chuck Finley, L (1, 1) ERA: 4.2	7.0 W 28 6 2 2 5 2 0 0 0 0 0 1 69 115 2.57 1.143																					
Paul Shuey, R (8, 1) ERA: 3.41	1.0 H 4 1 0 0 2 0 0 0 0 0 0 0 12 18 0.00 1.000																					
Bob Wickman, R (9, 1) ERA: 3.04	1.0 S 3 1 0 0 0 0 0 0 0 0 0 0 4 6 0.00 1.000																					

Minnesota Twins @ Cleveland Indians
 Jacobs Field, Cleveland, OH
 Tue Sep 26 2000, 7:05 PM EDT
 Att. 42,773 - Sunny - 57 F

livebaseballscorecards.com

AB 33
 R 2
 H 8
 RBI 2
 BB 2
 SO 7
 LOB 11



Batter	1	2	3	4	5	6	7	8	9	AB R H RBI BB SO LOB	TOP						
Denny Hocking, S (1, 3) OBP: 0.376, SLG: 0.421 Matthew LeCroy, R (6, 3) OBP: 0.250, SLG: 0.327	2-1 F7		0-1 F7		3-2 F8	1-3 K			1-2 G1-3	4 0 0 0 0 1 5 1 0 0 0 0 0 0							
Luis Rivas, R (1, 4) OBP: 0.275, SLG: 0.375	2-1 F8		0-0 F8		1-0 L6			2-2 2B	0-1 F8	5 0 1 0 0 0 2							
Matt Lawton, L (1, 9) OBP: 0.408, SLG: 0.467	4-2 BB		0-2 F7		1-2 P4			1-1 P5		3 0 0 0 1 0 3							
David Ortiz, L (1, 10) OBP: 0.367, SLG: 0.450	2-2 F8			2-1 F7		3-3 K		2-3 K		4 0 0 0 0 2 2							
Corey Koskie, L (1, 5) OBP: 0.397, SLG: 0.442		1-1 G4-3		4-2 FC1-6 BB		2-2 BB 1B 1B		2-3 K		3 1 1 0 1 1 1							
Torii Hunter, R (1, 8) OBP: 0.315, SLG: 0.404		1-2 G1-3		0-2 FC1-6 1B 1-2f 1B		1-1 1B BB 1B		2-1 G6-3		4 1 1 0 0 0 1							
Jacque Jones, L (1, 7) OBP: 0.319, SLG: 0.468		2-1 P6		2-1 1B 1-3 1B		1-0 F5		0-0 F9		4 0 1 0 0 0 2							
A.J. Pierzynski, L (1, 2) OBP: 0.345, SLG: 0.474			1-2 F8 1B HBP		0-0 1B 1-2 3-H 1B	4-0 1B 1-2 2-3 BB		1-1 G4-3		2 0 1 1 1 0 0							
Cristian Guzman, S (1, 6) OBP: 0.299, SLG: 0.390			1-2 1B		2-2 G4-3	2-1 1B			0-0 G4-3	4 0 2 1 0 0 2							
Inning Stats	R: 0 H: 0 E: 0 LOB: 1 K: 0 BB: 1 S: 10 P: 20	R: 0 H: 0 E: 0 LOB: 0 K: 0 BB: 0 S: 8 P: 12	R: 0 H: 1 E: 0 LOB: 2 K: 0 BB: 0 S: 17 P: 19	R: 1 H: 2 E: 0 LOB: 2 K: 0 BB: 1 S: 15 P: 25	R: 0 H: 0 E: 0 LOB: 0 K: 0 BB: 0 S: 7 P: 12	R: 1 H: 3 E: 0 LOB: 3 K: 2 BB: 1 S: 16 P: 30	R: 0 H: 1 E: 0 LOB: 1 K: 2 BB: 0 S: 11 P: 18	R: 0 H: 0 E: 0 LOB: 0 K: 0 BB: 0 S: 5 P: 8	R: 0 H: 0 E: 0 LOB: 0 K: 0 BB: 0 S: 6 P: 7	1B: 6 SF: 0 2B: 1 SAC: 0 3B: 0 DP: 0 HR: 0 HBP: 1	WP: 0 PA: 38 PB: 0 SB: 0 CS: 0						
PITCHER	IP WLS BF H R ER SO BB IBB HBP BLK WP HR S P ERA WHIP																
Jason Bere, R (1, 1) ERA: 5.47	5.2 W	26	5	2	2	1	3	0	1	0	0	0	0	68	110	3.18	1.412
Ricardo Rincon, L (6, 1) ERA: 1.89	1.1	6	2	0	0	3	0	0	0	0	0	0	0	16	26	0.00	1.500
Steve Karsay, R (8, 1) ERA: 3.82	2.0	6	0	0	0	0	0	0	0	0	0	0	0	11	15	0.00	0.000

Minnesota Twins @ Cleveland Indians
 Jacobs Field, Cleveland, OH
 Wed Sep 27 2000, 7:05 PM EDT
 Att. 42,864 - Sunny - 67 F

livebaseballscorecards.com

AB	34
R	2
H	7
RBI	2
BB	3
SO	4
LOB	18



Batter	1	2	3	4	5	6	7	8	9
Kenny Lofton, L OBP: 0.371, SLG: 0.419 (1, 8)	0-0 G3-1 HR 1B		0-1 G4-3	0-1 1B 1B 1-2 2-H		2-2 F8		2-2 G4-3	
Omar Vizquel, S OBP: 0.382, SLG: 0.381 (1, 6)	1-1 F7		1-1 G4-3	1-1 1B 1B 1-3 2-H		0-1 G6-3			
Roberto Alomar, S OBP: 0.372, SLG: 0.469 (1, 4)	1-2 G3-1		0-3 K	1-0 1B 1-3 3-H			1-2 WP 1B		
Manny Ramirez, R OBP: 0.458, SLG: 0.683 (1, 9)	2-2 HR			2B 1B 0-1 L7			3-3 K		
Jim Thome, L OBP: 0.395, SLG: 0.517 (1, 3)	0-1 P5			2-3 K HR	3-1 HR		1-3 K		
Travis Fryman, R OBP: 0.397, SLG: 0.519 (1, 5)		0-1 FC6-4 1B		0-2 1B 2B 1-3	4-1 G4-6-3 BB		1-1 F9		
Bill Selby, L OBP: 0.271, SLG: 0.261 (1, 10)		0-2 F5		0-2 1B 1B 2-H 3-H	0-0 G4-6-3		1-2 F8		
Russell Branyan, L OBP: 0.324, SLG: 0.548 (1, 7)		0-2 P6		2-3 K	1-1 G4-3		2-1 2B		
Jolbert Cabrera, R OBP: 0.299, SLG: 0.329 (9, 7)		0-1 FC6-4		1-0 1B 1B 1-2			0-0 P4		
Sandy Alomar Jr., R OBP: 0.324, SLG: 0.399 (1, 2)						1-1 G1-3			

Inning Stats	R: 2 E: 0 K: 0 S: 14	H: 2 LOB: 0 BB: 0 P: 18	R: 0 E: 0 K: 0 S: 12	H: 1 LOB: 1 BB: 0 P: 12	R: 0 E: 0 K: 1 S: 7	H: 0 LOB: 0 BB: 0 P: 8	R: 5 E: 0 K: 2 S: 21	H: 7 LOB: 2 BB: 0 P: 29	R: 1 E: 0 K: 0 S: 6	H: 1 LOB: 0 BB: 1 P: 14	R: 0 E: 0 K: 0 S: 9	H: 0 LOB: 0 BB: 0 P: 12	R: 0 E: 0 K: 2 S: 12	H: 1 LOB: 1 BB: 0 P: 18	R: 0 E: 0 K: 0 S: 11	H: 1 LOB: 1 BB: 0 P: 16
--------------	-------------------------------	----------------------------------	-------------------------------	----------------------------------	------------------------------	---------------------------------	-------------------------------	----------------------------------	------------------------------	----------------------------------	------------------------------	----------------------------------	-------------------------------	----------------------------------	-------------------------------	----------------------------------

PITCHER	IP	WLS	BF	H	R	ER	SO	BB	IBB	HBP	BLK	WP	HR	S	P	ERA	WHIP
Brad Radke, R ERA: 4.45 (1, 1)	4.0	L	22	10	7	7	3	0	0	0	0	0	1	54	67	15.75	2.500
Johan Santana, L ERA: 6.49 (5, 1)	1.0		4	1	1	1	0	1	0	0	0	0	1	6	14	9.00	2.000
54 Jason Ryan, R ERA: 7.36 (6, 1)	3.0		11	2	0	0	2	0	0	0	0	1	0	32	46	0.00	0.667

AB R H RBI BB SO LOB

5	2	2	1	0	0	1
4	0	1	1	0	0	1
4	0	2	1	0	1	1
4	2	2	2	0	1	3
4	1	1	1	0	2	2
3	1	2	0	1	0	1
4	1	1	2	0	0	2
4	0	1	0	0	1	2
0	0	0	0	0	0	0
4	1	1	0	0	0	2

1B: 9	SF: 0	WP: 1	PA: 37
2B: 2	SAC: 0	PB: 0	
3B: 0	DP: 1	SB: 0	
HR: 2	HBP: 0	CS: 0	

AB	R	H	RBI	BB	SO	LOB	WP	PA	ERA	WHIP
36	8	13	8	1	5	15				

Minnesota Twins @ Cleveland Indians
Jacobs Field, Cleveland, OH
 Wed Sep 27 2000, 7:05 PM EDT
 Att: 42,864 - Sunny - 67 F

livebaseballscorecards.com



Batter	1	2	3	4	5	6	7	8	9	10	AB R H RBI BB SO LOB	TOP											
Denny Hocking, S OBP: 0.373, SLG: 0.418 (1, 4) C C C B B X (10, 3)	1-2 G1-3 ①		2-1 G4-3 ③		0-2 G6-3 ②			0-3 K ①		X 0-0 FC4-6 SH1-4 1-2 1B	5 0 1 0 0 1 0												
Cristian Guzman, S OBP: 0.299, SLG: 0.389 (1, 6) F F F B X (10, 3)	1-3 K ②			0-2 G5-3 ①	0-3 K ③			1-2 K 1B		X 0-0 SH1-4 1-2 2-3	4 0 1 0 0 2 0												
Matt Lawton, L OBP: 0.409, SLG: 0.467 (1, 10) S B B B X (10, 2)	3-1 G3 ③			4-2 BB 2B BB		2-2 G4-6-3 BB 1B		1-3 K 1-2		4-0 FC4-6 IBB	3 1 1 0 2 1 1												
Corey Koskie, L OBP: 0.399, SLG: 0.440 (1, 5)		1-3 K ①		4-2 2B BB		4-0 G4-6-3 BB		4-0 IBB		1-2 FC4-6 ②	2 1 0 1 3 1 2												
Casey Blake, R OBP: 0.429, SLG: 0.455 David Ortiz, L OBP: 0.366, SLG: 0.449 Chad Moeller, R OBP: 0.261, SLG: 0.273 (1, 3) (10, PH) (10, 2)		2-3 K ②		3-3 K ②		1-0 G4-6-3 ① ②		2-3 K ③		1-3 K 1-2f 2-3 3-H ③	4 0 0 0 0 3 6 1 0 0 0 0 1 2 0 0 0 0 0 0 0												
Torii Hunter, R OBP: 0.317, SLG: 0.407 (1, 8)		4-1 BB		2-0 1B 2B		0-3 K ③			1-3 K ①		3 1 1 2 1 2 1												
Jacque Jones, L OBP: 0.320, SLG: 0.469 (1, 7)		1-3 K ③		0-0 S 1B		1-1 G6-4-3 1B			2-3 K ②		4 0 2 1 0 2 1												
John Barnes, R OBP: 0.364, SLG: 0.345 (1, 9)			2-3 K ①	2-2 G5-3 ③		0-0 G6-4-3 ① ②			0-2 G1-3 ③		4 0 0 0 0 1 2												
A.J. Pierzynski, L OBP: 0.341, SLG: 0.463 Luis Rivas, R OBP: 0.275, SLG: 0.375 (1, 2) (10, PR) (10, 4)			3-3 K ②		3-1 F7 ①			3-3 K ③		3-2 SH1-4 FC4-6 1B 1B	4 0 1 0 0 2 0 0 1 0 0 0 0 0												
Inning Stats	R: 0 E: 0 K: 1 S: 8	H: 0 LOB: 0 BB: 0 P: 13	R: 0 E: 0 K: 3 S: 11	H: 0 LOB: 1 BB: 1 P: 19	R: 0 E: 0 K: 2 S: 10	H: 0 LOB: 0 BB: 0 P: 17	R: 3 E: 0 K: 1 S: 20	H: 2 LOB: 1 BB: 2 P: 35	R: 0 E: 0 K: 1 S: 8	H: 1 LOB: 1 BB: 1 P: 17	R: 0 E: 0 K: 1 S: 10	H: 1 LOB: 0 BB: 0 P: 10	R: 0 E: 0 K: 3 S: 12	H: 1 LOB: 2 BB: 1 P: 20	R: 0 E: 0 K: 2 S: 9	H: 0 LOB: 0 BB: 0 P: 12	R: 1 E: 0 K: 1 S: 12	H: 2 LOB: 2 BB: 1 P: 21	1B: 6 2B: 1 3B: 0 HR: 0	SF: 0 SAC: 1 DP: 2 HBP: 0	WP: 0 PB: 0 SB: 2 CS: 0	PA: 41	
PITCHER	IP WLS BF H R ER SO BB IBB HBP BLK WP HR S P ERA WHIP																						
Bartolo Colon, R ERA: 3.88 (1, 1)	7.0																						
Paul Shuey, R ERA: 3.3 (8, 1)	2.0	8	1	0	0	5	0	1	0	0	0	0	0	0	21	32	0.00	0.500					
Bob Wickman, R ERA: 3.14 (10, 1)	0.2	L	5	2	1	1	0	0	1	0	0	0	0	0	9	17	13.50	3.000					
Steve Karsay, R ERA: 3.8 (10, 1)	0.1		1	0	0	0	1	0	0	0	0	0	0	0	3	4	0.00	0.000					

Minnesota Twins @ Cleveland Indians
 Jacobs Field, Cleveland, OH
 Thu Sep 28 2000, 7:05 PM EDT
 Att: 42,821 - Sunny - 50 F

livebaseballscorecards.com

AB 34
 R 4
 H 7
 RBI 4
 BB 6
 SO 16
 LOB 15



Batter	1	2	3	4	5	6	7	8	9
Kenny Lofton, L OBP: 0.370, SLG: 0.416 (1, 8)	0-1 G6-3	1-0 1B		0-1 G4-3		3-1 F8		1-1 F9	
Omar Vizquel, S OBP: 0.379, SLG: 0.378 (1, 6)	3-3 K	1-1 F9			1-1 F8	0-3 K			
Roberto Alomar, S OBP: 0.375, SLG: 0.469 (1, 4)	0-0 G1-3		2-0 BB SF9 1B		4-2 HR BB		1-2 F5		
Manny Ramirez, R OBP: 0.456, SLG: 0.684 (1, 9)		0-1 HR 2B	4-2 SF9 BB		2-2 HR		0-0 G5-3		
Jim Thome, L OBP: 0.395, SLG: 0.525 (1, 3)		1-0 HR	4-1 G6-4-3 BB		0-3 K		1-2 L9		
Travis Fryman, R OBP: 0.395, SLG: 0.521 (1, 5)		0-0 G6-3	0-1 SF9		0-1 G6-3		0-0 G6-3		
David Segui, S OBP: 0.387, SLG: 0.511 (1, 10)		3-1 G4-3 1B 2B	0-0 G6-4-3		0-1 HR		0-3 K		
Russell Branyan, L OBP: 0.323, SLG: 0.539 Jolbert Cabrera, R OBP: 0.293, SLG: 0.322 (1, 7) (7, 7)		4-2 G4-3 1B BB		1-2 F9		3-3 K		0-1 E6 1B	
Sandy Alomar Jr., R OBP: 0.325, SLG: 0.399 (1, 2)		0-0 G4-3		1-3 K		0-1 S 1B		1-1 1B	

Inning Stats	R: 0	H: 0	E: 0	K: 1	S: 6	LOB: 0	BB: 0	P: 9	R: 4	H: 4	E: 0	K: 0	S: 12	LOB: 1	BB: 1	P: 22	R: 1	H: 1	E: 0	K: 0	S: 7	LOB: 1	BB: 2	P: 17	R: 0	H: 0	E: 0	K: 1	S: 8	LOB: 0	BB: 0	P: 10	R: 2	H: 1	E: 0	K: 1	S: 13	LOB: 0	BB: 1	P: 20	R: 1	H: 2	E: 0	K: 2	S: 13	LOB: 1	BB: 0	P: 19	R: 0	H: 0	E: 0	K: 0	S: 9	LOB: 0	BB: 0	P: 11	R: 0	H: 1	E: 1	K: 1	S: 10	LOB: 2	BB: 0	P: 12
1B: 4	SF: 1	2B: 2	SAC: 0	3B: 0	DP: 1	HR: 3	HBP: 0	WP: 0	PA: 37																																																							

PITCHER	IP	WLS	BF	H	R	ER	SO	BB	IBB	HBP	BLK	WP	HR	S	P	ERA	WHIP
Steve Trachsel, R ERA: 4.8 (1, 1)	2.0	L	13	5	5	5	1	2	0	0	0	0	1	21	40	22.50	3.500
Mark Guthrie, L ERA: 4.48 (3, 1)	3.0		11	1	2	2	2	2	0	0	0	0	1	25	38	6.00	1.000
Paul Quantrill, R ERA: 4.52 (6, 1)	3.0		13	3	1	1	3	0	0	0	0	0	1	32	42	3.00	1.000

BOTTOM

Toronto Blue Jays @ Cleveland Indians
Jacobs Field, Cleveland, OH
Fri Sep 29 2000, 7:05 PM EDT
Att: 42,768 - Sunny - 63 F

AB	32
R	8
H	9
RBI	8
BB	4
SO	6
LOB	9



PITCHER	IP	WLS	BF	H	R	ER	SO	BB	IBB	HBP	BLK	WP	HR	S	P	ERA	WHIP
Steve Trachsel, R ERA: 4.8 (1, 1)	2.0	L	13	5	5	5	1	2	0	0	0	0	1	21	40	22.50	3.500
Mark Guthrie, L ERA: 4.48 (3, 1)	3.0		11	1	2	2	2	2	0	0	0	0	1	25	38	6.00	1.000
Paul Quantrill, R ERA: 4.52 (6, 1)	3.0		13	3	1	1	3	0	0	0	0	0	1	32	42	3.00	1.000

Batter	1	2	3	4	5	6	7	8	9	AB R H RBI BB SO LOB	TOP										
Shannon Stewart, R (1, 7) OBP: 0.364, SLG: 0.520	0-2 F9		3-1 2B		0-0 G5-3		0-0 FC5-4		1-1 F9	5 0 1 1 0 0 2											
Alex Gonzalez, R (1, 6) OBP: 0.312, SLG: 0.396	1-0 F3		4-0 BB		3-3 K		2-3 K		2-2 2B	4 0 1 0 1 2 2											
Dave Martinez, L (1, 9) OBP: 0.346, SLG: 0.371	1-3 K		2-1 F8			1-0 1B	2-2 G4-3		0-0 G6-3	5 0 1 0 0 1 4											
Carlos Delgado, L (1, 3) OBP: 0.472, SLG: 0.669		0-2 F7		3-3 K		1-0 L3		2-1 3B 2B	4-0 FC6-4 IBB	4 1 1 0 1 1 1											
Tony Batista, R (1, 5) OBP: 0.306, SLG: 0.515		0-3 K		1-2 G6-3		1-3 K		0-0 G6-3	1-0 FC6-4	5 0 0 0 0 2 4											
José Cruz Jr., S (1, 8) OBP: 0.323, SLG: 0.467		4-1 FC6-4 BB		1-1 G5-3		0-0 F8		3-2 1B 3B		3 1 1 1 1 0 1											
Todd Greene, R (1, 10) OBP: 0.291, SLG: 0.457		1-1 FC6-4			2-2 G6-3		0-2 BB 1B	1-0 G3 1B		4 1 2 1 0 0 1											
Dewayne Wise, L (8, PR) OBP: 0.208, SLG: 0.136										0 0 0 0 0 0 0											
Craig Grebeck, R (1, 4) OBP: 0.364, SLG: 0.411			0-1 G5-3		1-1 1B 2B		4-0 1B FC5-4 BB	0-0 G3		3 2 1 0 1 0 1											
Alberto Castillo, R (1, 2) OBP: 0.287, SLG: 0.265			2-3 K		3-1 G5-3 1B		0-0 FC5-4 1B	0-0 G3		2 0 1 1 0 1 0											
Darrin Fletcher, L (7, PH) OBP: 0.356, SLG: 0.517										2 0 1 1 0 0 2											
Inning Stats	R: 0 E: 0 K: 1 S: 8	H: 0 LOB: 0 BB: 0 P: 10	R: 0 E: 0 K: 1 S: 10	H: 0 LOB: 1 BB: 1 P: 15	R: 0 E: 0 K: 1 S: 9	H: 1 LOB: 2 BB: 1 P: 20	R: 0 E: 0 K: 1 S: 10	H: 0 LOB: 0 BB: 0 P: 15	R: 1 E: 0 K: 1 S: 11	H: 2 LOB: 1 BB: 0 P: 20	R: 0 E: 0 K: 1 S: 6	H: 1 LOB: 1 BB: 0 P: 9	R: 2 E: 0 K: 1 S: 12	H: 2 LOB: 1 BB: 1 P: 20	R: 2 E: 0 K: 0 S: 9	H: 3 LOB: 2 BB: 0 P: 15	R: 0 E: 0 K: 0 S: 7	H: 1 LOB: 2 BB: 1 P: 15	1B: 5 2B: 4 3B: 1 HR: 0	SF: 0 SAC: 0 DP: 0 HBP: 0	WP: 0 PA: 41
PITCHER	IP WLS BF H R ER SO BB IBB HBP BLK WP HR S P ERA WHIP																				
Chuck Finley, L (1, 1) ERA: 4.17	6.0 W 25 5 2 2 6 2 0 0 0 0 0 0 57 92 3.00 1.167																				
Paul Shuey, R (7, 1) ERA: 3.39	1.0 H 5 1 1 1 1 1 0 0 0 0 0 0 9 17 9.00 2.000																				
Ricardo Rincon, L (8, 1) ERA: 2.37	0.0 1 1 1 1 0 0 0 0 0 0 0 0 2 4 ∞ ∞																				
Steve Karsay, R (8, 1) ERA: 3.76	0.1 H 3 2 1 1 0 0 0 0 0 0 0 0 5 9 27.00 6.000																				
Steve Reed, R (8, 1) ERA: 4.5	0.1 H 1 0 0 0 0 0 0 0 0 0 0 0 1 1 0.00 0.000																				
PITCHER	IP WLS BF H R ER SO BB IBB HBP BLK WP HR S P ERA WHIP																				
Cameron Cairncross, L (8, 1) ERA: 4.0	0.1 H 1 0 0 0 0 0 0 0 0 0 0 0 1 1 0.00 0.000																				
Bob Wickman, R (9, 1) ERA: 3.1	1.0 S 5 1 0 0 0 0 0 1 0 0 0 0 7 15 0.00 1.000																				

Toronto Blue Jays @ Cleveland Indians
 Jacobs Field, Cleveland, OH
 Sat Sep 30 2000, 1:05 PM EDT
 Att. 42,676 - Sunny - 65 F

AB	37
R	5
H	10
RBI	5
BB	4
SO	7
LOB	18



WP: 0	PA: 41
PB: 0	
SB: 1	
CS: 0	

livebaseballscorecards.com

Batter	1	2	3	4	5	6	7	8	9
Kenny Lofton, L OBP: 0.369, SLG: 0.414 (1, 8)	1-1 F8		0-1 F8		0-0 P5	1-0 FC6		0-0 FC4-6 1B	
Omar Vizquel, S OBP: 0.380, SLG: 0.377 (1, 6)	4-1 BB		1-0 1B		0-1 FC6-4		0-3 K	3-1 FC4-6	
Roberto Alomar, S OBP: 0.377, SLG: 0.476 (1, 4)	2-2 F8			3-1 PB 1B		2-2 1B E G3 1B	3-1 HR		
Manny Ramirez, R OBP: 0.456, SLG: 0.690 (1, 9)	1-1 F3			0-0 P4		3-1 1B SAFE BB G3 1B	3-2 HR		
Jim Thome, L OBP: 0.396, SLG: 0.524 (1, 3)		4-2 BB		3-2 F7		3-1 G3	1-0 FC4-6 1B		
Travis Fryman, R OBP: 0.394, SLG: 0.519 (1, 5)		1-1 F8		0-0 F9		1-2 BB BB FC5-2 1B	1-2 FC4-6		
David Segui, S OBP: 0.386, SLG: 0.509 (1, 10)		0-3 K			3-2 G4-3	4-1 BB E BB	2-3 K		
Russell Bryan, L OBP: 0.327, SLG: 0.544 (1, 7)		0-0 G3			2-1 E7 1B 2B	4-1 E BB		2-1 G4-3	
Jolbert Cabrera, R OBP: 0.291, SLG: 0.320 (6, PR) (7, 7)									
Sandy Alomar Jr., R OBP: 0.324, SLG: 0.398 (1, 2)			0-3 K		3-2 FC6-4 1B	0-0 FC5-2 FC6		0-1 F9	

AB	R	H	RBI	BB	SO	LOB
5	0	1	0	0	0	3
4	0	1	0	1	1	2
4	2	3	1	0	0	1
4	2	2	1	0	0	2
3	0	1	1	1	0	2
4	0	1	0	0	0	3
3	1	0	0	1	2	2
2	1	1	1	1	0	1
1	0	0	0	0	0	0
4	0	1	1	0	1	2

AB	R	H	RBI	BB	SO	LOB
34	6	11	5	4	4	18

Inning Stats	R: 0	H: 0	E: 0	K: 0	S: 8	R: 0	H: 0	E: 0	K: 1	S: 8	R: 0	H: 1	E: 0	K: 1	S: 7	R: 0	H: 1	E: 0	K: 0	S: 7	R: 1	H: 2	E: 1	K: 0	S: 13	R: 3	H: 3	E: 2	K: 0	S: 15	R: 2	H: 3	E: 0	K: 2	S: 16	R: 0	H: 1	E: 0	K: 0	S: 7
Esteban Loaiza, R ERA: 4.56 (1, 1)	5.1	WLS: L	BF: 25	H: 7	R: 4	ER: 2	SO: 2	BB: 3	IBB: 0	HBP: 0	BLK: 0	WP: 0	HR: 0	S: 55	P: 96	ERA: 3.38	WHIP: 1.875																							
Kelvim Escobar, R ERA: 5.35 (6, 1)	1.2		9	3	2	2	2	1	0	0	0	0	2	19	34	10.80	2.400																							
Billy Koch, R ERA: 2.63 (8, 1)	1.0		4	1	0	0	0	0	0	0	0	0	0	7	12	0.00	1.000																							

WP	PA	ERA	WHIP
0	38		

Toronto Blue Jays @ Cleveland Indians
 Jacobs Field, Cleveland, OH
 Sat Sep 30 2000, 1:05 PM EDT
 Att: 42,676 - Sunny - 65 F

livebaseballscorecards.com



Batter	1	2	3	4	5	6	7	8	9	AB R H RBI BB SO LOB	TOP											
Shannon Stewart, R (1, 7) OBP: 0.363, SLG: 0.518	1-2 HR 1B		3-1 F8			2-3 K		0-1 F9		4 1 1 0 0 1 0												
Alex Gonzalez, R (1, 6) OBP: 0.313, SLG: 0.404	0-0 HR		1-2 G5-3			1-2 1B 2B		0-0 F8		4 2 2 2 0 0 0												
Dave Martinez, L (1, 9) OBP: 0.346, SLG: 0.370	0-3 K			1-0 G4-3		3-2 1B		1-0 G4-3		4 0 1 1 0 1 0												
Carlos Delgado, L (1, 3) OBP: 0.470, SLG: 0.664	0-3 K			2-0 F7		3-3 K			1-1 G5-3	4 0 0 0 0 2 1												
Darrin Fletcher, L (1, 2) OBP: 0.355, SLG: 0.514	2-2 G4-3			1-0 G3-1			0-1 1B 1B		0-2 P6	4 0 1 0 0 0 0												
Tony Batista, R (1, 5) OBP: 0.307, SLG: 0.519		3-2 G5-3			1-2 L4		2-2 1B		0-0 HR	4 1 2 1 0 0 0												
José Cruz Jr., S (1, 8) OBP: 0.323, SLG: 0.466		1-3 K			2-3 K		2-2 G3		1-0 1B	4 0 1 0 0 2 2												
Todd Greene, R (1, 10) OBP: 0.278, SLG: 0.435		0-0 G5-3			0-3 K		0-3 K		2-2 P1	4 0 0 0 0 2 3												
Mickey Morandini, L (1, 4) OBP: 0.322, SLG: 0.313			0-0 G1-3			0-1 F8	1-1 F7			3 0 0 0 0 0 2												
Inning Stats	R: 2 E: 0 K: 2 S: 13	H: 2 LOB: 0 BB: 0 P: 16	R: 0 E: 0 K: 1 S: 7	H: 0 LOB: 0 BB: 0 P: 11	R: 0 E: 0 K: 0 S: 6	H: 0 LOB: 0 BB: 0 P: 10	R: 0 E: 0 K: 0 S: 3	H: 0 LOB: 0 BB: 0 P: 7	R: 0 E: 0 K: 2 S: 11	H: 2 LOB: 1 BB: 0 P: 14	R: 1 E: 0 K: 2 S: 16	H: 2 LOB: 2 BB: 0 P: 25	R: 0 E: 0 K: 1 S: 15	H: 2 LOB: 2 BB: 0 P: 20	R: 0 E: 0 K: 0 S: 4	H: 0 LOB: 0 BB: 0 P: 5	R: 1 E: 0 K: 0 S: 10	H: 2 LOB: 1 BB: 0 P: 14	1B: 5 2B: 1 3B: 0 HR: 2	SF: 0 SAC: 0 DP: 0 HBP: 0	WP: 0 PB: 0 SB: 0 CS: 0	PA: 35
PITCHER	IP WLS BF H R ER SO BB IBB HBP BLK WP HR S P ERA WHIP																					
Steve Woodard, R (1, 1) ERA: 5.85	5.2 W 21 4 3 3 6 0 0 0 0 0 1 52 76 4.76 0.706																					
Cameron Cairncross, L (6, 1) ERA: 3.86	0.1 2 1 0 0 1 0 0 0 0 0 0 6 9 0.00 3.000																					
Steve Reed, R (7, 1) ERA: 4.34	2.0 7 1 0 0 1 0 0 0 0 0 0 17 23 0.00 0.500																					
Ricardo Rincon, L (9, 1) ERA: 2.7	1.0 5 2 1 1 0 0 0 0 0 0 0 1 10 14 9.00 2.000																					

Toronto Blue Jays @ Cleveland Indians
 Jacobs Field, Cleveland, OH
 Sun Oct 01 2000, 1:05 PM EDT
 Att. 42,594 - Cloudy - 71 F

AB	35
R	4
H	8
RBI	4
BB	0
SO	8
LOB	8



Batter	1	2	3	4	5	6	7	8	9
Kenny Lofton, L OBP: 0.369, SLG: 0.422 (1, 8)	1-2 SH1-4 1B 2B	1-0 SF		0-0 HR		0-3 K		3-3 K	
Omar Vizquel, S OBP: 0.377, SLG: 0.375 (1, 6)	0-0 SH1-4 2-3	2-2 SF9		1-3 K		0-1 G4-3		0-0 G5-3	
Roberto Alomar, S OBP: 0.378, SLG: 0.475 (1, 4)	1-1 G5-3 1B	0-3 K		4-2 G5-4-3 BB			0-0 F8		
Manny Ramirez, R OBP: 0.457, SLG: 0.697 (1, 9)	0-0 G5-3 1-2		1-0 1B HR 2B	3-1 G5-4-3 1-2f			0-1 HR		
Travis Fryman, R OBP: 0.392, SLG: 0.516 (1, 5)	2-1 G5-3		1-3 K		2-2 F9		1-1 F7		
David Segui, S OBP: 0.388, SLG: 0.510 (1, 10)		3-1 FC4-6 1B SF 1B	0-0 HR 1B	2-3 1B	0-1 1B		1-1 G6-3		
Jim Thome, L OBP: 0.398, SLG: 0.531 (1, 3)		3-2 FC4-6 1B	0-1 HR	1-3 K			0-0 HR 1B		
Sandy Alomar Jr., R OBP: 0.324, SLG: 0.404 (1, 2)		0-0 FC4-6 1B SF HBP 2-3	1-3 K	1-2 F8			1-0 HR		
Jolbert Cabrera, R OBP: 0.290, SLG: 0.314 (1, 7)		1-2 SF SF9 HBP	3-1 F8			0-0 P6	1-0 G5-3		

Inning Stats	R: 1	H: 2	E: 0	K: 0	S: 9	H: 2	LOB: 1	BB: 0	P: 13	R: 3	H: 2	E: 1	K: 1	S: 15	H: 3	LOB: 0	BB: 0	P: 25	R: 3	H: 3	E: 0	K: 2	S: 12	R: 1	H: 1	E: 0	K: 1	S: 8	R: 0	H: 1	E: 0	K: 1	S: 15	R: 0	H: 0	E: 0	K: 1	S: 7	R: 1	H: 1	E: 0	K: 0	S: 7	R: 2	H: 2	E: 0	K: 1	S: 7	H: 2	LOB: 0	BB: 0	P: 12
--------------	------	------	------	------	------	------	--------	-------	-------	------	------	------	------	-------	------	--------	-------	-------	------	------	------	------	-------	------	------	------	------	------	------	------	------	------	-------	------	------	------	------	------	------	------	------	------	------	------	------	------	------	------	------	--------	-------	-------

PITCHER	IP	WLS	BF	H	R	ER	SO	BB	IBB	HBP	BLK	WP	HR	S	P	ERA	WHIP
David Wells, L ERA: 4.11 (1, 1)	2.1	L	16	7	7	5	2	0	0	0	0	0	1	31	47	19.29	3.000
Chris Carpenter, R ERA: 6.26 (3, 1)	1.2		6	1	1	1	2	1	0	0	0	0	1	13	25	5.40	1.200
John Frascatore, R ERA: 5.42 (5, 1)	3.0		11	2	1	1	2	0	0	0	0	0	1	29	35	3.00	0.667
Mark Guthrie, L ERA: 4.67 (8, 1)	1.0		5	2	2	2	1	0	0	0	0	0	1	7	12	18.00	2.000

AB R H RBI BB SO LOB

4	2	2	2	0	2	0
3	0	0	1	0	1	0
3	0	1	1	1	1	1
4	2	2	1	0	0	2
4	0	0	0	0	1	2
4	2	3	0	0	0	0
4	2	3	3	0	1	1
4	2	1	2	0	1	3
3	1	0	0	0	0	0

1B: 6	SF: 2	WP: 0	PA: 38
2B: 2	SAC: 1	PB: 0	
3B: 0	DP: 1	SB: 0	
HR: 4	HBP: 1	CS: 0	

ERA	WHIP
-----	------

Toronto Blue Jays @ Cleveland Indians
 Jacobs Field, Cleveland, OH
 Sun Oct 01 2000, 1:05 PM EDT
 Att: 42,594 - Cloudy - 71 F

livebaseballscorecards.com

AB	33
R	11
H	12
RBI	10
BB	1
SO	7
LOB	9

