

Cleveland Indians - 2000

Batter	1	2	3	4	5	6	7	8	9	AB	R	H	RBI	BB	SO	LOB	TOP					
Kenny Lofton, L (1, 8) OBP: 0.500, SLG: 1.250	P6		F8			HR		1B		4	1	2	2	0	0	0	Cleveland Indians @ Baltimore Orioles Oriole Park at Camden Yards, Baltimore, MD Mon Apr 03 2000, 3:05 PM EDT Att: 46,902 - Cloudy - 76 F					
Omar Vizquel, S (1, 6) OBP: 0.250, SLG: 0.250	L4			L8		L3		DI		4	0	1	1	0	0	0						
Roberto Alomar, S (1, 4)	G2-3			G6-3			G6-3			3	0	0	0	1	0	0						
Manny Ramirez, R (1, 9)		F9		P4			K	K		4	0	0	0	0	2	3						
Jim Thome, L (1, 3)		P3			G4-3		K		K	4	0	0	0	0	2	0						
Richie Sexson, R (1, 10)		K			P6			K	K	4	0	0	0	0	3	0						
David Justice, L (1, 7)			G3-1		G6-3			L8		3	0	0	0	1	0	0						
Travis Fryman, R (1, 5) OBP: 0.500, SLG: 1.250				HR		G6-3		1B	G1-4-3	4	2	2	1	0	0	1						
Sandy Alomar Jr., R (1, 2) OBP: 0.333, SLG: 0.333			F8			G5-3		1B		3	1	1	0	0	0	0						
Inning Stats	R: 0 H: 0 E: 0 K: 0 S: 10	H: 0 LOB: 0 BB: 0 P: 17	R: 0 H: 0 E: 0 K: 1 S: 7	H: 0 LOB: 0 BB: 0 P: 13	R: 1 H: 1 E: 0 K: 0 S: 8	H: 1 LOB: 0 BB: 0 P: 14	R: 0 H: 0 E: 0 K: 0 S: 10	H: 0 LOB: 0 BB: 0 P: 16	R: 0 H: 0 E: 0 K: 0 S: 11	H: 0 LOB: 0 BB: 0 P: 15	R: 1 H: 1 E: 0 K: 0 S: 8	H: 1 LOB: 0 BB: 0 P: 12	R: 0 H: 0 E: 0 K: 2 S: 8	H: 0 LOB: 0 BB: 0 P: 11	R: 2 H: 4 E: 0 K: 2 S: 14	H: 4 LOB: 3 BB: 1 P: 23	R: 0 H: 0 E: 0 K: 2 S: 9	H: 0 LOB: 1 BB: 1 P: 17	1B: 4 2B: 0 3B: 0 HR: 2	SF: 0 SAC: 0 DP: 0 HBP: 0	WP: 0 PB: 0 SB: 0 CS: 0	PA: 35
PITCHER	IP	WLS	BF	H	R	ER	SO	BB	IBB	HBP	BLK	WP	HR	S	P	ERA	WHIP					
35 Mike Mussina, R (1, 1) ERA: 4.7	7.2	L	28	5	4	4	4	0	0	0	0	0	2	71	111	4.70	0.652					
Mike Trombley, R (8, 1) ERA:	0.1		3	1	0	0	1	1	0	0	0	0	0	5	10	0.00	6.000					
Buddy Groom, L (9, 1) ERA:	1.0		4	0	0	0	2	1	0	0	0	0	0	9	17	0.00	1.000					

Batter	1	2	3	4	5	6	7	8	9	AB	R	H	RBI	BB	SO	LOB	BOTTOM					
Brady Anderson, L (1, 8) OBP: 0.400, SLG: 0.250	F9	BB			G4-6-3		K		F8	4	0	1	1	1	1	3	Cleveland Indians @ Baltimore Orioles Oriole Park at Camden Yards, Baltimore, MD Mon Apr 03 2000, 3:05 PM EDT Att: 46,902 - Cloudy - 76 F					
Delino DeShields, L (1, 4)	F7	1B			G4-6-3		P6			3	0	0	0	1	0	3						
B.J. Surhoff, L (1, 7) OBP: 0.500, SLG: 0.667	BB	K			F8			G3-1		3	0	1	0	1	1	3						
Albert Belle, R (1, 9)	BB		K			P6		K		3	0	0	0	1	2	1						
Harold Baines, L (1, 10)	K		G4-3			G3		G3-1		4	0	0	0	0	1	3						
Cal Ripken Jr., R (1, 5) OBP: 0.250, SLG: 0.500		G5-3		K		G5-3		G6-3		4	0	1	0	0	1	1						
Will Clark, L (1, 3) OBP: 0.750, SLG: 0.500		G5-3		CS			1B		F9	2	1	1	0	2	0	0						
Charles Johnson, R (1, 2) OBP: 0.250, SLG: 0.250		G5-3		K		L6		G4-3		4	0	1	0	0	1	4						
Mike Bordick, R (1, 6) OBP: 0.500, SLG: 0.333		BB		K			1B		G4-3	3	0	1	0	1	1	2						
Inning Stats	R: 0 H: 0 E: 0 K: 1 S: 12	H: 2 LOB: 3 BB: 2 P: 23	R: 1 H: 2 E: 0 K: 1 S: 17	H: 2 LOB: 3 BB: 3 P: 32	R: 0 H: 0 E: 0 K: 2 S: 13	H: 0 LOB: 0 BB: 0 P: 20	R: 0 H: 1 E: 0 K: 2 S: 8	H: 1 LOB: 1 BB: 0 P: 12	R: 0 H: 0 E: 0 K: 0 S: 5	H: 0 LOB: 0 BB: 1 P: 9	R: 0 H: 0 E: 0 K: 0 S: 5	H: 0 LOB: 0 BB: 0 P: 10	R: 0 H: 1 E: 0 K: 1 S: 11	H: 1 LOB: 2 BB: 1 P: 21	R: 0 H: 1 E: 0 K: 1 S: 12	H: 1 LOB: 1 BB: 0 P: 16	R: 0 H: 1 E: 0 K: 0 S: 11	H: 1 LOB: 1 BB: 0 P: 19	1B: 4 2B: 3 3B: 0 HR: 0	SF: 0 SAC: 0 DP: 3 HBP: 0	WP: 0 PB: 0 SB: 0 CS: 1	PA: 37
PITCHER	IP	WLS	BF	H	R	ER	SO	BB	IBB	HBP	BLK	WP	HR	S	P	ERA	WHIP					
Bartolo Colon, R (1, 1) ERA: 1.8	5.0	W	21	3	1	1	6	6	0	0	0	0	0	55	96	1.80	1.800					
Scott Kamieniecki, R (6, 1) ERA:	1.1	H	6	1	0	0	0	1	0	0	0	0	0	11	22	0.00	1.500					
Ricardo Rincon, L (7, 1) ERA:	0.2	H	3	1	0	0	1	0	0	0	0	0	0	7	13	0.00	1.500					
Paul Shuey, R (8, 1) ERA:	1.0	H	3	0	0	0	1	0	0	0	0	0	0	10	12	0.00	0.000					
Steve Karsay, R (9, 1) ERA:	1.0	S	4	1	0	0	0	0	0	0	0	0	0	11	19	0.00	1.000					



Batter	1	2	3	4	5	6	7	8	9	AB	R	H	RBI	BB	SO	LOB	TOP										
Kenny Lofton, L OBP: 0.333, SLG: 0.667 (1, 8)	1-1 F8	2-3 K			1-0 1B		0-1 E6 1B WP	1-3 K		5	1	1	0	0	2	4											
Omar Vizquel, S OBP: 0.444, SLG: 0.556 (1, 6)	1-0 G6-4-3 1B	2-1 2B			2-1 F8		3-2 WP 1B		0-2 G4-3	5	0	3	2	0	0	1											
Roberto Alomar, S OBP: 0.222, SLG: 0.125 (1, 4)	0-0 G6-4-3 1-2	1-0 G1-3			2-0 G5-4-3 1B		1-2 G6-3		3-1 G4-3	5	0	1	0	0	0	3											
Manny Ramirez, R OBP: 0.333, SLG: 0.250 (1, 9)		1-2 FC4-6 1B	0-1 L5-3 1B		1-0 G5-4-3 1-2		1-2 IBB		2-3 K	4	0	2	0	1	1	2											
Jim Thome, L OBP: 0.125, SLG: 0.500 (1, 3)		1-0 FC4-6 1B 1-2 BB	1-2 F8		0-0 HR		2-3 K			4	2	1	1	0	1	4											
Richie Sexson, R (1, 10)		4-2 BB 1B 1-2 BB	0-0 L5-3 1-2		2-2 E5 FC5-4		1-3 K			3	1	0	0	1	1	3											
David Justice, L OBP: 0.250, SLG: 0.143 (1, 7)		3-1 BB BB 1B 1-2 2-3		0-0 F5		2-2 FC5-4 1-2		1-0 G3		4	1	1	0	0	0	1											
Travis Fryman, R OBP: 0.375, SLG: 0.714 (1, 5)		4-2 WP BB 2B BB 1-2 2-3 3-H		2-2 G5-3		2-1 F7		1-1 G5-3		3	1	0	1	1	0	1											
Sandy Alomar Jr., R OBP: 0.429, SLG: 0.333 (1, 2)		4-1 WP 2B BB 1-2 2-3 3-H		0-1 G3-1		0-0 F9		2-2 1B		3	1	1	1	1	0	1											
Inning Stats	R: 0 E: 0 K: 0 S: 4	H: 1 LOB: 0 BB: 0 P: 6	R: 5 E: 0 K: 1 S: 19	H: 3 LOB: 1 BB: 3 P: 41	R: 0 E: 0 K: 0 S: 6	H: 1 LOB: 0 BB: 0 P: 7	R: 0 E: 0 K: 0 S: 7	H: 0 LOB: 0 BB: 0 P: 9	R: 0 E: 0 K: 0 S: 6	H: 2 LOB: 1 BB: 0 P: 11	R: 1 E: 1 K: 2 S: 12	H: 1 LOB: 1 BB: 0 P: 18	R: 1 E: 1 K: 2 S: 17	H: 1 LOB: 2 BB: 1 P: 28	R: 0 E: 0 K: 1 S: 9	H: 1 LOB: 0 BB: 0 P: 14	R: 0 E: 0 K: 1 S: 9	H: 0 LOB: 0 BB: 0 P: 14	1B: 8 2B: 2 3B: 0 HR: 1	SF: 0 SAC: 0 DP: 3 HBP: 0	WP: 2 PB: 0 SB: 0 CS: 0	PA: 40					
PITCHER	IP	WLS	BF	H	R	ER	SO	BB	IBB	HBP	BLK	WP	HR	S	P	ERA	WHIP										
Sidney Ponson, R ERA: 9.0 (1, 1)	6.0		27	8	6	6	1	3	0	0	0	1	1	54	92	9.00	1.833										
Chuck McElroy, L ERA: (7, 1)	0.2	B	5	1	1	0	1	0	1	0	0	1	0	12	22	0.00	1.500										
Al Reyes, R ERA: (7, 1)	1.0		4	1	0	0	1	0	0	0	0	0	0	11	16	0.00	1.000										
B.J. Ryan, L ERA: (8, 1)	0.1	W	1	0	0	0	1	0	0	0	0	0	0	3	4	0.00	0.000										
Mike Trombley, R ERA: (9, 1)	1.0		3	0	0	0	1	0	0	0	0	0	0	9	14	0.00	0.000										

Cleveland Indians @ Baltimore Orioles
Oriole Park at Camden Yards, Baltimore, MD

Wed Apr 05 2000, 7:05 PM EDT
Att: 33,833 - Sunny - 60 F

AB 36
R 7
H 10
RBI 5
BB 4
SO 5
LOB 20



Batter	1	2	3	4	5	6	7	8	9	AB	R	H	RBI	BB	SO	LOB	BOTTOM										
Brady Anderson, L OBP: 0.400, SLG: 0.250 (1, 8)	2-0 G4-3	3-3 K			3-2 F7	4-2 BB		1-2 2B 1B		4	1	1	0	1	1	1											
Delino DeShields, L OBP: 0.484, SLG: 0.429 (1, 4)	4-2 S HR BB		2-0 L7-4 S 1B		2-1 G1-3	1-3 K		2-1 1B 2B		4	2	2	0	1	1	2											
B.J. Surhoff, L OBP: 0.444, SLG: 0.429 (1, 7)	4-2 HR BB 1-2		2-1 F7		2-2 G4-3	2-3 K		1-0 2H 3H 1B		4	1	1	2	1	1	1											
Albert Belle, R OBP: 0.333, SLG: 0.571 (1, 9)	0-0 1H 2H HR		4-2 HBP		0-0 G6-3	0-0 G5-3		1-1 F8		4	1	1	3	0	0	1											
Jeff Conine, R OBP: 0.250, SLG: 0.250 (1, 10)	2-2 G6-3		0-0 L7-4		3-2 HR 1B	3-2 F7				4	1	1	0	0	0	2											
Cal Ripken Jr., R OBP: 0.125, SLG: 0.250 (1, 5)	3-3 K			3-2 F8		0-0 F7		1-1 G6-3		4	0	0	0	0	1	1											
Will Clark, L OBP: 0.750, SLG: 0.800 (1, 3)		2-0 1B 2B		2-2 G3-1		4-2 HR BB 1-2		0-1 HR 1B		3	3	2	0	1	0	0											
Charles Johnson, R OBP: 0.500, SLG: 1.286 (1, 2)		1-0 G6-3		4-1 FC6-4 BB		1-0 HR		2-1 1H HR		3	2	2	5	1	0	1											
Mike Bordick, R OBP: 0.500, SLG: 0.429 (1, 6)		3-2 CS 1B 2H		1-1 FC6-4		1-2 BB 1B		1-2 F8		4	0	2	1	0	0	1											
Inning Stats	R: 3 E: 0 K: 1 S: 15	H: 1 LOB: 0 BB: 2 P: 30	R: 1 E: 0 K: 1 S: 8	H: 2 LOB: 0 BB: 0 P: 17	R: 0 E: 0 K: 0 S: 7	H: 1 LOB: 1 BB: 0 P: 15	R: 0 E: 0 K: 0 S: 10	H: 0 LOB: 1 BB: 1 P: 20	R: 0 E: 0 K: 0 S: 8	H: 0 LOB: 0 BB: 0 P: 15	R: 3 E: 0 K: 1 S: 19	H: 3 LOB: 2 BB: 2 P: 33	R: 0 E: 0 K: 1 S: 7	H: 0 LOB: 0 BB: 0 P: 12	R: 4 E: 0 K: 0 S: 17	H: 5 LOB: 1 BB: 0 P: 26	R: 0 E: 0 K: 0 S: 9	H: 0 LOB: 0 BB: 0 P: 14	1B: 7 2B: 3 3B: 0 HR: 3	SF: 0 SAC: 0 DP: 1 HBP: 1	WP: 0 PB: 0 SB: 0 CS: 1	PA: 40					
PITCHER	IP	WLS	BF	H	R	ER	SO	BB	IBB	HBP	BLK	WP	HR	S	P	ERA	WHIP										
Chuck Finley, L ERA: 7.2 (1, 1)	5.0		21	4	4	4	2	3	0	1	0	0	1	14	23	40.50	6.000										
Steve Reed, R ERA: 40.5 (6, 1)	0.2	B	6	3	3	3	0	1	0	0	0	0	0	8	15	0.00	1.500										
Ricardo Rincon, L ERA: (6, 1)	0.2		3	0	0	0	2	1	0	0	0	0	0	8	15	0.00	1.500										
Scott Kamieniecki, R ERA: 6.75 (7, 1)	1.1	L	6	2	2	2	0	0	0	0	0	0	1	13	20	13.50	1.500										
Tom Martin, L ERA: (8, 1)	0.0		3	3	2	2	0	0	0	0	0	0	0	6	10	-	-										

Cleveland Indians @ Baltimore Orioles
Oriole Park at Camden Yards, Baltimore, MD

Wed Apr 05 2000, 7:05 PM EDT
Att: 33,833 - Sunny - 60 F

AB 34
R 11
H 12
RBI 11
BB 5
SO 4
LOB 10



Batter	1	2	3	4	5	6	7	8	9	AB	R	H	RBI	BB	SO	LOB	TOP										
Kenny Lofton, L OBP: 0.286, SLG: 0.500 (1, 8)	F8	FC6-4			E1		G6-3		G3	5	0	1	0	0	0	2	Cleveland Indians @ Baltimore Orioles Oriole Park at Camden Yards, Baltimore, MD Thu Apr 06 2000, 7:05 PM EDT Att: 35,181 - Cloudy - 75 F										
Omar Vizquel, S OBP: 0.385, SLG: 0.417 (1, 6)	F7		G6-3				G5-3			3	0	0	0	1	0												
Roberto Alomar, S OBP: 0.231, SLG: 0.091 (1, 4)				K				G6-3		3	0	0	0	1	2	3											
Manny Ramirez, R OBP: 0.231, SLG: 0.167 (1, 9)	K		F8		G1-2-3			G5-3		4	0	0	0	1	4												
Jim Thome, L OBP: 0.167, SLG: 0.500 (1, 3)		G4-3						E1		4	0	1	0	0	1	0											
Richie Sexson, R (1, 10)		BB 1B		K			F8		P4	3	1	0	0	1	1	2											
David Justice, L OBP: 0.333, SLG: 0.200 (1, 7)		BB 1B		F7					G4-3	3	1	1	0	1	0	1											
Travis Fryman, R OBP: 0.417, SLG: 0.636 (1, 5)				F9			FC5-4			4	0	2	1	0	0	2											
Sandy Alomar Jr., R OBP: 0.455, SLG: 0.333 (1, 2)									F8	3	0	1	1	1	0	1											
Inning Stats	R: 0 E: 0 K: 1 S: 11	H: 0 LOB: 1 BB: 1 P: 20	R: 2 E: 0 K: 0 S: 14	H: 2 LOB: 1 BB: 2 P: 25	R: 0 E: 0 K: 1 S: 7	H: 0 LOB: 0 BB: 0 P: 13	R: 0 E: 0 K: 1 S: 9	H: 1 LOB: 1 BB: 0 P: 13	R: 0 E: 0 K: 1 S: 13	H: 1 LOB: 2 BB: 2 P: 22	R: 0 E: 0 K: 0 S: 6	H: 0 LOB: 0 BB: 0 P: 8	R: 0 E: 1 K: 0 S: 10	H: 0 LOB: 1 BB: 0 P: 14	R: 0 E: 0 K: 0 S: 8	H: 1 LOB: 1 BB: 0 P: 12	1B: 5 2B: 1 3B: 0 HR: 0	SF: 0 SAC: 0 DP: 1 HBP: 0	WP: 0 PB: 0 SB: 0 CS: 0	PA: 37							
PITCHER	IP	WLS	BF	H	R	ER	SO	BB	IBB	HBP	BLK	WP	HR	S	P	ERA	WHIP										
Pat Rapp, R ERA: 3.0 (1, 1)	6.0	W	26	5	2	2	5	5	0	0	0	0	0	62	106	3.00	1.667										
Buddy Groom, L ERA: (7, 1)	3.0	S	11	1	0	0	0	0	0	0	0	0	0	24	34	0.00	0.333										

AB 32
R 2
H 6
RBI 2
BB 5
SO 5
LOB 15



Batter	1	2	3	4	5	6	7	8	9	AB	R	H	RBI	BB	SO	LOB	BOTTOM										
Brady Anderson, L OBP: 0.286, SLG: 0.167 (1, 8)	G5-3	G3-1				K				4	0	0	0	0	1	1	Cleveland Indians @ Baltimore Orioles Oriole Park at Camden Yards, Baltimore, MD Thu Apr 06 2000, 7:05 PM EDT Att: 35,181 - Cloudy - 75 F										
Delino DeShields, L OBP: 0.385, SLG: 0.300 (1, 4)	BB SF4		G4-3		G1-3	G6-3				3	1	0	0	1	0	0											
B.J. Surhoff, L OBP: 0.538, SLG: 0.636 (1, 7)			G1-3		FC6-4					4	0	3	0	0	0	0											
Albert Belle, R OBP: 0.231, SLG: 0.400 (1, 9)	SF4		F9		FC6-4			G5-3		3	0	0	1	0	0	2											
Harold Baines, L OBP: 0.250, SLG: 0.143 (1, 10)	L7			1B				L8		3	0	1	0	1	0	1											
Cal Ripken Jr., R OBP: 0.250, SLG: 0.273 (1, 5)				F7				G4-6-3		3	2	1	0	1	0	3											
Will Clark, L OBP: 0.750, SLG: 0.889 (1, 3)										4	1	3	0	0	1	0											
Charles Johnson, R OBP: 0.417, SLG: 1.182 (1, 2)										4	1	1	3	0	2	4											
Mike Bordick, R OBP: 0.417, SLG: 0.636 (1, 6)										4	1	1	2	0	1	3											
Inning Stats	R: 1 E: 0 K: 0 S: 12	H: 1 LOB: 1 BB: 1 P: 22	R: 1 E: 0 K: 1 S: 12	H: 1 LOB: 1 BB: 1 P: 21	R: 0 E: 0 K: 0 S: 7	H: 0 LOB: 0 BB: 0 P: 10	R: 0 E: 0 K: 1 S: 13	H: 2 LOB: 2 BB: 0 P: 22	R: 0 E: 0 K: 1 S: 8	H: 1 LOB: 1 BB: 0 P: 15	R: 4 E: 0 K: 0 S: 16	H: 4 LOB: 0 BB: 0 P: 24	R: 0 E: 0 K: 0 S: 5	H: 1 LOB: 1 BB: 1 P: 10	R: 0 E: 0 K: 2 S: 8	H: 0 LOB: 0 BB: 0 P: 9	1B: 6 2B: 2 3B: 0 HR: 2	SF: 1 SAC: 0 DP: 1 HBP: 0	WP: 0 PB: 0 SB: 1 CS: 0	PA: 36							
PITCHER	IP	WLS	BF	H	R	ER	SO	BB	IBB	HBP	BLK	WP	HR	S	P	ERA	WHIP										
Charles Nagy, R ERA: 10.13 (1, 1)	5.1	L	27	9	6	6	3	2	0	0	0	0	0	64	108	10.12	2.062										
Ricardo Rincon, L ERA: (6, 1)	0.2		3	1	0	0	0	0	0	0	0	0	0	5	7	0.00	1.500										
Steve Reed, R ERA: 16.2 (7, 1)	1.0		3	0	0	0	0	0	1	0	0	0	0	4	9	0.00	0.000										
Paul Shuey, R ERA: (8, 1)	1.0		3	0	0	0	2	0	0	0	0	0	0	8	9	0.00	0.000										

AB 32
R 6
H 10
RBI 6
BB 3
SO 5
LOB 14



Batter	1	2	3	4	5	6	7	8	9	AB	R	H	RBI	BB	SO	LOB	TOP										
Kenny Lofton, L OBP: 0.353, SLG: 0.500 Jacob Cruz, L OBP: 0.333, SLG: 0.667	4-2 SH2-3 S 1B BB	1-1 HR 1B	2-2 F8		1-1 G4-3		2-2 2B		1-0 L7	2	2	1	0	1	0	0											
Omar Vizquel, S OBP: 0.333, SLG: 0.529	2-0 SH2-3	0-2 HR	3-1 G5-3		2-2 F9		1-3 K		1-1 G6-3	5	1	1	4	0	1	1											
Roberto Alomar, S OBP: 0.176, SLG: 0.067 Enrique Wilson, S OBP: 0.500, SLG: 1.000	1-3 K	2-2 P4		1-0 G5-3	0-1 G3		2-1 G1-6-3		2-1 2B	4	0	0	0	0	1	1											
Manny Ramirez, R OBP: 0.263, SLG: 0.176	1-1 1B	3-3 K		1-0 F8		3-2 F8		4-1 BB 1B FC5-4 BB	1-0 F8	5	1	1	1	1	1	1											
Jim Thome, L OBP: 0.294, SLG: 0.706	1-3 K	2-1 HR		0-1 BB 1B 2B 1B		3-3 K		0-0 FC5-4 BB 1B		5	2	3	1	0	2	1											
Richie Sexson, R OBP: 0.412, SLG: 0.231				0-2 BB 2B 1B		1-0 BB 1B		4-2 FC5-4 BB		3	3	3	0	1	0	0											
David Justice, L OBP: 0.500, SLG: 0.583 Alex Ramirez, R				4-2 2B BB		4-0 BB 1B		0-0 FC5-4		2	3	2	2	2	0	0											
Travis Fryman, R OBP: 0.412, SLG: 0.600				1-2 2-3 BB		1-2 2-3 BB		1-2 2-3 BB		1	0	0	1	0	0	2											
Einar Diaz, R OBP: 0.200, SLG: 0.200				0-0 G1-3		0-2 G1-3		1-2 F5		4	1	1	3	1	0	4											
Inning Stats	R: 1 E: 0 K: 2 S: 11	H: 1 LOB: 1 BB: 1 P: 20	R: 9 E: 0 K: 1 S: 24	H: 7 LOB: 0 BB: 1 P: 43	R: 0 E: 0 K: 0 S: 7	H: 0 LOB: 0 BB: 0 P: 12	R: 3 E: 0 K: 1 S: 14	H: 3 LOB: 1 BB: 1 P: 23	R: 0 E: 0 K: 0 S: 10	H: 1 LOB: 2 BB: 0 P: 13	R: 0 E: 0 K: 1 S: 11	H: 1 LOB: 1 BB: 0 P: 22	R: 0 E: 0 K: 0 S: 13	H: 1 LOB: 1 BB: 0 P: 21	R: 1 E: 0 K: 0 S: 13	H: 1 LOB: 1 BB: 2 P: 22	R: 0 E: 0 K: 0 S: 6	H: 1 LOB: 1 BB: 0 P: 11	1B: 9 2B: 3 3B: 0 HR: 3	SF: 0 SAC: 1 DP: 0 HBP: 1	WP: 0 PB: 0 SB: 1 CS: 0	PA: 49					
PITCHER	IP	WLS	BF	H	R	ER	SO	BB	IBB	HBP	BLK	WP	HR	S	P	ERA	WHIP										
Juan Guzman, R ERA: 43.2	1.2	L	14	7	8	8	3	2	0	0	0	0	2	30	55	43.20	5.400										
Dave Eiland, R ERA: 15.43	4.0		20	5	5	5	2	2	0	1	0	0	1	43	74	11.25	1.750										
Rick White, R ERA: 9.0	2.1		11	2	1	1	2	2	0	0	0	0	0	30	47	3.86	1.714										
Jim Morris, L ERA: 6.75	1.0		4	1	0	0	0	0	0	0	0	0	0	6	11	0.00	1.000										

Cleveland Indians @ Tampa Bay Devil Rays
Tropicana Field, St. Petersburg, FL
Fri Apr 07 2000, 7:15 PM EDT
Att: 40,329 - Dome - 72 F


AB 41
R 14
H 15
RBI 14
BB 6
SO 7
LOB 14



Batter	1	2	3	4	5	6	7	8	9	AB	R	H	RBI	BB	SO	LOB	BOTTOM										
Gerald Williams, R OBP: 0.240, SLG: 0.348	1-3 K	1-0 F5		0-0 FC6-4		3-2 1B		0-0 F5		5	0	1	0	0	1	2											
Dave Martinez, L OBP: 0.222, SLG: 0.235 Steve Cox, L OBP: 0.667, SLG: 0.500	1-2 2B		1-3 K		4-2 2B SF8 BB	2-0 1B		4-2 BB		2	2	1	0	1	1	0											
Jose Canseco, R OBP: 0.375, SLG: 0.429	0-0 BB 2B		0-2 F8		0-0 F8 2B	0-1 F7		3-1 G1-3		5	0	2	1	0	0	3											
Fred McGriff, L OBP: 0.381, SLG: 0.556 Tony Graffanino, R OBP: 1.000, SLG: 1.000	2-1 G5-3		4-2 BB		2-2 SF8		2-1 1B		2-1 E 1B HBP	1	0	0	1	1	0	1											
Greg Vaughn, R OBP: 0.381, SLG: 0.556 Ozzie Guillen, L	4-1 BB BB		2-3 K		0-1 F8		3-1 P4		0-0 E3 FC5-4 1B	2	1	0	0	0	0	2											
Herbert Perry, R OBP: 0.381, SLG: 0.368	4-2 BB				0-0 G4-3		0-0 F9		0-0 FC5-4 1B	4	0	2	1	1	0	1											
John Flaherty, R OBP: 0.353, SLG: 0.647	1-3 K				1-2 F9		0-0 F2		1-0 FC5-4 1B	5	0	0	0	0	1	7											
Kevin Stocker, S OBP: 0.500, SLG: 0.765 Bubba Trammell, R OBP: 0.333, SLG: 0.833		2-2 F7		4-1 FC6-4 BB		0-0 HR		2-2 P3		1	0	0	0	1	0	0											
Miguel Cairo, R OBP: 0.286, SLG: 0.400		0-0 P6		4-2 FC6-4 BB		3-2 G6-3		2-2 L3		4	0	0	0	1	0	2											
Inning Stats	R: 1 E: 0 K: 2 S: 17	H: 2 LOB: 3 BB: 2 P: 30	R: 0 E: 0 K: 0 S: 5	H: 0 LOB: 0 BB: 0 P: 8	R: 0 E: 0 K: 2 S: 12	H: 0 LOB: 1 BB: 1 P: 19	R: 0 E: 0 K: 0 S: 9	H: 0 LOB: 2 BB: 2 P: 18	R: 1 E: 0 K: 0 S: 11	H: 3 LOB: 2 BB: 0 P: 17	R: 0 E: 0 K: 0 S: 9	H: 2 LOB: 2 BB: 0 P: 17	R: 0 E: 0 K: 0 S: 9	H: 0 LOB: 1 BB: 1 P: 18	R: 2 E: 1 K: 0 S: 6	H: 2 LOB: 1 BB: 0 P: 10	1B: 6 2B: 3 3B: 0 HR: 1	SF: 1 SAC: 0 DP: 1 HBP: 1	WP: 0 PB: 0 SB: 0 CS: 0	PA: 45							
PITCHER	IP	WLS	BF	H	R	ER	SO	BB	IBB	HBP	BLK	WP	HR	S	P	ERA	WHIP										
Jaret Wright, R ERA: 3.6	5.0	W	24	3	2	2	4	6	0	0	0	0	1	23	39	4.50	2.500										
Bobby Witt, R ERA: 3.86	2.0		11	5	1	1	0	0	0	0	0	0	0	9	18	0.00	1.000										
Tom Martin, L ERA: 18.0	1.0		4	0	0	0	0	1	0	0	0	0	0	6	10	9.00	2.000										
Steve Karsay, R ERA: 4.5	1.0		6	2	2	1	0	0	0	1	0	0	0	6	10	9.00	2.000										

Cleveland Indians @ Tampa Bay Devil Rays
Tropicana Field, St. Petersburg, FL
Fri Apr 07 2000, 7:15 PM EDT
Att: 40,329 - Dome - 72 F

AB 36
R 5
H 10
RBI 5
BB 7
SO 4
LOB 22



Batter	1	2	3	4	5	6	7	8	9	AB	R	H	RBI	BB	SO	LOB	TOP					
Kenny Lofton, L OBP: 0.364, SLG: 0.450 (1, 8)											4	1	1	0	1	2	1					
Omar Vizquel, S OBP: 0.304, SLG: 0.500 (1, 6)											5	1	1	0	0	1	3					
Roberto Alomar, S OBP: 0.182, SLG: 0.100 (1, 4)											5	0	1	0	0	1	2					
Manny Ramirez, R OBP: 0.333, SLG: 0.429 (1, 9)												4	1	2	2	1	0					
Jim Thome, L OBP: 0.273, SLG: 0.727 (1, 10)												5	1	1	1	0	2					
Richie Sexson, R OBP: 0.428, SLG: 0.250 (1, 3)												3	1	1	0	1	2					
David Justice, L OBP: 0.500, SLG: 0.533 (1, 7)												3	1	1	0	1	0					
Travis Fryman, R OBP: 0.476, SLG: 0.722 (1, 5)												3	0	2	2	1	0					
Sandy Alomar Jr., R OBP: 0.400, SLG: 0.308 (1, 2)												4	0	1	0	0	2					
Inning Stats	R: 0 E: 0 K: 1 S: 7	H: 0 LOB: 0 BB: 0 P: 12	R: 2 E: 0 K: 1 S: 12	H: 3 LOB: 1 BB: 1 P: 29	R: 1 E: 0 K: 0 S: 11	H: 1 LOB: 0 BB: 0 P: 19	R: 0 E: 0 K: 2 S: 16	H: 2 LOB: 2 BB: 0 P: 25	R: 3 E: 0 K: 1 S: 18	H: 3 LOB: 0 BB: 0 P: 26	R: 0 E: 0 K: 2 S: 9	H: 0 LOB: 1 BB: 1 P: 15	R: 0 E: 0 K: 1 S: 13	H: 1 LOB: 3 BB: 2 P: 24	R: 0 E: 0 K: 1 S: 9	H: 1 LOB: 2 BB: 1 P: 16	R: 0 E: 0 K: 2 S: 9	H: 0 LOB: 0 BB: 0 P: 10	1B: 5 2B: 5 3B: 0 HR: 2	SF: 0 SAC: 0 DP: 1 HBP: 0	WP: 1 PB: 0 SB: 0 CS: 1	PA: 41
PITCHER	IP	WLS	BF	H	R	ER	SO	BB	IBB	HBP	BLK	WP	HR	S	P	ERA	WHIP					
Steve Trachsel, R ERA: 4.63 (1, 1)	4.2	L	23	9	6	6	4	1	0	0	0	1	2	61	108	11.57	2.143					
Jeff Sparks, R ERA: (5, 1)	2.1		11	1	0	0	4	3	0	0	0	0	0	25	42	0.00	1.714					
Albie Lopez, R ERA: 8.1 (8, 1)	2.0		7	1	0	0	3	1	0	0	0	0	0	18	26	0.00	1.000					

Cleveland Indians @ Tampa Bay Devil Rays
Tropicana Field, St. Petersburg, FL
Sat Apr 08 2000, 4:15 PM EDT
Att: 30,177 - Dome - 72 F

AB 36
R 6
H 11
RBI 5
BB 5
SO 11
LOB 15

Batter	1	2	3	4	5	6	7	8	9	AB	R	H	RBI	BB	SO	LOB	BOTTOM					
Gerald Williams, R OBP: 0.267, SLG: 0.429 (1, 8)											5	0	2	0	0	1	1					
Dave Martinez, L OBP: 0.217, SLG: 0.273 (1, 9)											5	0	1	0	0	1	3					
Jose Canseco, R OBP: 0.393, SLG: 0.458 (1, 10)											3	1	1	0	1	1	1					
Fred McGriff, L OBP: 0.360, SLG: 0.476 (1, 3)											3	1	0	0	1	2	3					
Greg Vaughn, R OBP: 0.400, SLG: 0.818 (1, 7)											4	2	2	4	0	0	0					
Herbert Perry, R OBP: 0.320, SLG: 0.304 (1, 5)											4	0	0	0	0	2	0					
John Flaherty, R OBP: 0.381, SLG: 0.619 (1, 2)											4	0	2	0	0	1	0					
Kevin Stocker, S OBP: 0.476, SLG: 0.700 (1, 6)											3	0	1	0	0	2	1					
Bubba Trammell, R OBP: 0.288, SLG: 0.714 (8, PH)											1	0	0	0	0	0	1					
Ozzie Guillen, L ERA: (9, 6)											0	0	0	0	0	0	0					
Miguel Cairo, R OBP: 0.280, SLG: 0.375 (1, 4)											4	0	1	0	0	0	2					
Inning Stats	R: 0 E: 0 K: 1 S: 7	H: 1 LOB: 1 BB: 0 P: 15	R: 1 E: 0 K: 1 S: 8	H: 2 LOB: 1 BB: 0 P: 15	R: 0 E: 0 K: 2 S: 8	H: 0 LOB: 0 BB: 0 P: 13	R: 0 E: 0 K: 1 S: 5	H: 0 LOB: 0 BB: 0 P: 6	R: 0 E: 0 K: 0 S: 10	H: 2 LOB: 2 BB: 0 P: 18	R: 3 E: 0 K: 2 S: 11	H: 2 LOB: 0 BB: 1 P: 23	R: 0 E: 0 K: 1 S: 10	H: 1 LOB: 2 BB: 1 P: 22	R: 0 E: 0 K: 1 S: 11	H: 1 LOB: 1 BB: 0 P: 16	R: 0 E: 0 K: 1 S: 8	H: 1 LOB: 0 BB: 0 P: 13	1B: 4 2B: 4 3B: 0 HR: 2	SF: 0 SAC: 0 DP: 1 HBP: 0	WP: 0 PB: 0 SB: 0 CS: 0	PA: 38
PITCHER	IP	WLS	BF	H	R	ER	SO	BB	IBB	HBP	BLK	WP	HR	S	P	ERA	WHIP					
Dave Burba, R ERA: 6.0 (1, 1)	6.0	W	26	7	4	4	7	1	0	0	0	0	0	7	13	0.00	1.500					
Scott Kamieniecki, R ERA: 5.4 (7, 1)	0.2	H	3	1	0	0	0	0	0	0	0	0	0	7	13	0.00	1.500					
Paul Shuey, R ERA: (7, 1)	1.1	H	6	1	0	0	2	1	0	0	0	0	0	14	25	0.00	1.500					
Steve Karsay, R ERA: 3.0 (9, 1)	1.0	S	3	1	0	0	1	0	0	0	0	0	0	8	13	0.00	1.000					

Cleveland Indians @ Tampa Bay Devil Rays
Tropicana Field, St. Petersburg, FL
Sat Apr 08 2000, 4:15 PM EDT
Att: 30,177 - Dome - 72 F

AB 36
R 4
H 10
RBI 4
BB 2
SO 10
LOB 12

Batter	1	2	3	4	5	6	7	8	9	AB	R	H	RBI	BB	SO	LOB	TOP					
Kenny Lofton, L OBP: 0.385, SLG: 0.583 Jacob Cruz, L OBP: 0.200, SLG: 0.400										4	3	2	4	0	1	2						
Omar Vizquel, S OBP: 0.310, SLG: 0.519										5	1	2	5	0	0	0						
Roberto Alomar, S OBP: 0.369, SLG: 0.391 Enrique Wilson, S OBP: 0.750, SLG: 1.000										3	1	2	2	0	0	0						
Manny Ramirez, R OBP: 0.300, SLG: 0.481										6	1	1	2	0	3	4						
Jim Thome, L OBP: 0.250, SLG: 0.593										5	0	0	0	1	5	1						
Richie Sexson, R OBP: 0.385, SLG: 0.238										5	3	1	0	0	0	1						
David Justice, L OBP: 0.542, SLG: 0.789 Alex Ramirez, R OBP: 0.500, SLG: 1.000										4	3	3	2	0	0	1						
Travis Fryman, R OBP: 0.500, SLG: 0.650										2	3	0	0	3	2	1						
Sandy Alomar Jr., R OBP: 0.400, SLG: 0.333										5	1	2	2	0	0	3						
Inning Stats	R: 0 E: 0 K: 2 S: 15	H: 1 LOB: 1 BB: 0 P: 23	R: 5 E: 1 K: 1 S: 13	H: 3 LOB: 0 BB: 1 P: 29	R: 0 E: 0 K: 2 S: 9	H: 0 LOB: 0 BB: 0 P: 15	R: 5 E: 0 K: 1 S: 19	H: 4 LOB: 0 BB: 1 P: 31	R: 3 E: 1 K: 1 S: 19	H: 2 LOB: 2 BB: 1 P: 34	R: 2 E: 0 K: 2 S: 15	H: 2 LOB: 0 BB: 0 P: 20	R: 2 E: 0 K: 0 S: 14	H: 2 LOB: 1 BB: 1 P: 25	R: 0 E: 0 K: 2 S: 13	H: 1 LOB: 1 BB: 0 P: 20	R: 0 E: 0 K: 1 S: 9	H: 1 LOB: 1 BB: 0 P: 13	1B: 7 2B: 4 3B: 2 HR: 3	SF: 1 SAC: 0 DP: 0 HBP: 1	WP: 0 PB: 0 SB: 0 CS: 0	PA: 50
PITCHER	IP	WLS	BF	H	R	ER	SO	BB	IBB	HBP	BLK	WP	HR	S	P	ERA	WHIP					
Ryan Rupe, R ERA: 8.68	3.1	L	19	6	8	6	5	2	0	0	0	0	0	44	81	16.20	2.400					
Jim Morris, L ERA: 10.13	1.1		10	4	5	2	1	1	0	0	0	0	1	26	44	13.50	3.750					
Rick White, R ERA: 10.13	1.1		7	2	2	2	3	0	0	1	0	0	1	20	27	13.50	1.500					
Dave Eiland, R ERA: 15.88	1.0		6	2	2	2	0	1	0	0	0	0	1	14	25	18.00	3.000					
Jim Mecir, R ERA: 4.5	1.0		4	1	0	0	2	0	0	0	0	0	0	13	20	0.00	1.000					
Roberto Hernandez, R ERA:	1.0		4	1	0	0	1	0	0	0	0	0	0	9	13	0.00	1.000					
Batter	1	2	3	4	5	6	7	8	9	AB	R	H	RBI	BB	SO	LOB	BOTTOM					
Gerald Williams, R OBP: 0.343, SLG: 0.515										5	2	4	0	0	0	1						
Miguel Cairo, R OBP: 0.321, SLG: 0.360 Tony Graffanino, R OBP: 1.000, SLG: 1.000										1	0	0	0	2	1	0						
Jose Canseco, R OBP: 0.364, SLG: 0.414										5	0	1	0	0	0	6						
Fred McGriff, L OBP: 0.357, SLG: 0.435 Steve Cox, L OBP: 0.600, SLG: 0.500										2	0	0	0	1	2	2						
Greg Vaughn, R OBP: 0.367, SLG: 0.692										4	0	0	1	1	2	3						
Herbert Perry, R OBP: 0.287, SLG: 0.250										5	0	0	0	0	3	4						
Bubba Trammell, R OBP: 0.364, SLG: 0.700										3	1	1	0	1	1	0						
Mike DiFelice, R OBP: 0.571, SLG: 0.500										3	1	1	0	1	1	0						
Kevin Stocker, S OBP: 0.458, SLG: 0.652 Ozzie Guillen, L										3	0	1	0	0	1	2						
Inning Stats	R: 0 E: 0 K: 1 S: 6	H: 1 LOB: 1 BB: 1 P: 12	R: 0 E: 0 K: 1 S: 13	H: 1 LOB: 2 BB: 1 P: 25	R: 1 E: 0 K: 1 S: 14	H: 1 LOB: 2 BB: 2 P: 25	R: 0 E: 0 K: 2 S: 11	H: 1 LOB: 1 BB: 0 P: 16	R: 0 E: 0 K: 3 S: 13	H: 1 LOB: 2 BB: 1 P: 18	R: 0 E: 0 K: 1 S: 8	H: 0 LOB: 0 BB: 0 P: 12	R: 1 E: 0 K: 1 S: 13	H: 3 LOB: 1 BB: 0 P: 18	R: 2 E: 0 K: 0 S: 16	H: 3 LOB: 2 BB: 1 P: 26	R: 0 E: 0 K: 1 S: 5	H: 0 LOB: 0 BB: 0 P: 5	1B: 9 2B: 2 3B: 0 HR: 0	SF: 0 SAC: 0 DP: 1 HBP: 0	WP: 3 PB: 0 SB: 0 CS: 1	PA: 42
PITCHER	IP	WLS	BF	H	R	ER	SO	BB	IBB	HBP	BLK	WP	HR	S	P	ERA	WHIP					
Bartolo Colon, R ERA: 1.64	6.0	W	27	5	1	1	9	5	0	0	0	0	0	65	108	1.50	1.667					
Steve Reed, R ERA: 13.5	1.0		5	3	1	1	1	0	0	0	0	0	0	13	18	9.00	3.000					
Bobby Witt, R ERA: 6.23	2.0		10	3	2	2	1	1	0	0	0	2	0	21	31	9.00	2.000					

Cleveland Indians @ Tampa Bay Devil Rays
Tropicana Field, St. Petersburg, FL
Sun Apr 09 2000, 8:00 PM EDT
Att: 21,357 - Dome - 72 F

Cleveland Indians @ Tampa Bay Devil Rays
Tropicana Field, St. Petersburg, FL
Sun Apr 09 2000, 8:00 PM EDT
Att: 21,357 - Dome - 72 F

AB	44
R	17
H	16
RBI	17
BB	4
SO	12
LOB	14



Batter	1	2	3	4	5	6	7	8	9	AB	R	H	RBI	BB	SO	LOB	TOP					
Kenny Lofton, L (1, 10) OBP: 0.367, SLG: 0.536 Richie Sexson, R (7, PH) OBP: 0.393, SLG: 0.227										4	0	1	0	0	1	1	Cleveland Indians @ Oakland Athletics Network Associates Coliseum, Oakland, CA Mon Apr 10 2000, 10:05 PM EDT Att: 9,123 - Sunny - 60 F					
Omar Vizquel, S (1, 6) OBP: 0.371, SLG: 0.594										5	1	3	1	1	0	1						
Roberto Alomar, S (1, 4) OBP: 0.281, SLG: 0.333										4	0	0	0	2	1	5						
Manny Ramirez, R (1, 9) OBP: 0.389, SLG: 0.567										3	2	2	2	3	0	2						
Jim Thome, L (1, 3) OBP: 0.265, SLG: 0.531										5	2	1	0	1	0	10						
David Justice, L (1, 7) OBP: 0.533, SLG: 0.696										4	1	1	0	2	0	0						
Travis Fryman, R (1, 5) OBP: 0.531, SLG: 0.654										6	1	4	4	0	1	0						
Jacob Cruz, L (1, 8) OBP: 0.364, SLG: 0.500										5	1	2	2	0	0	4						
Einar Diaz, R (1, 2) OBP: 0.200, SLG: 0.111										4	1	0	0	0	0	4						
Inning Stats	R: 3 E: 0 K: 1 S: 16	H: 3 LOB: 2 BB: 2 P: 36	R: 0 E: 0 K: 0 S: 12	H: 0 LOB: 3 BB: 3 P: 28	R: 0 E: 0 K: 0 S: 5	H: 0 LOB: 0 BB: 1 P: 9	R: 1 E: 0 K: 0 S: 12	H: 1 LOB: 2 BB: 1 P: 24	R: 0 E: 0 K: 1 S: 8	H: 1 LOB: 1 BB: 0 P: 15	R: 0 E: 0 K: 1 S: 8	H: 2 LOB: 2 BB: 0 P: 15	R: 3 E: 0 K: 0 S: 21	H: 4 LOB: 3 BB: 2 P: 42	R: 0 E: 0 K: 0 S: 10	H: 1 LOB: 2 BB: 0 P: 15		R: 2 E: 0 K: 0 S: 11	H: 2 LOB: 2 BB: 2 P: 23	1B: 10 2B: 3 3B: 1 HR: 0	SF: 0 SAC: 0 DP: 0 HBP: 2	WP: 0 PB: 0 SB: 0 CS: 0
PITCHER	IP WLS BF H R ER SO BB IBB HBP BLK WP HR S P ERA WHIP																					
Tim Hudson, R (1, 1) ERA: 3.0	5.0		27	5	4	4	2	6	0	1	0	0	0	0	0	53	112	7.20	2.200			
Jeff Tam, R (6, 1) ERA: 4.75	1.1	L	9	5	3	3	1	0	0	0	0	0	0	0	18	32	20.25	3.750				
Mike Magnante, L (7, 1) ERA: 3.38	1.1		9	2	0	0	0	2	0	1	0	0	0	0	19	38	0.00	3.000				
T.J. Mathews, R (8, 1) ERA: 10.13	1.1		8	2	2	2	0	2	0	0	0	0	0	0	13	25	13.50	3.000				

AB	41
R	9
H	14
RBI	9
BB	10
SO	3
LOB	29



Batter	1	2	3	4	5	6	7	8	9	AB	R	H	RBI	BB	SO	LOB	BOTTOM					
Ryan Christenson, R (1, 8) OBP: 0.273, SLG: 0.278										3	0	0	0	0	2	1	Cleveland Indians @ Oakland Athletics Network Associates Coliseum, Oakland, CA Mon Apr 10 2000, 10:05 PM EDT Att: 9,123 - Sunny - 60 F					
Frank Menechino, R (1, 4) OBP: 0.345, SLG: 0.555										4	1	1	0	0	2	1						
Jason Giambi, L (1, 3) OBP: 0.367, SLG: 0.741										4	0	0	0	0	2	2						
John Jaha, R (1, 10) OBP: 0.440, SLG: 0.176										3	1	2	0	1	1	0						
Matt Stairs, L (1, 9) OBP: 0.333, SLG: 0.400										4	0	1	0	0	2	4						
Ramon Hernandez, R (1, 2) OBP: 0.198, SLG: 0.353										4	0	1	2	0	2	3						
Ben Grieve, L (1, 7) OBP: 0.259, SLG: 0.304										3	0	0	0	1	2	2						
Miguel Tejada, R (1, 6) OBP: 0.370, SLG: 0.227										4	1	2	0	0	2	2						
3 Eric Chavez, L (1, 5) OBP: 0.455, SLG: 0.750										3	1	1	2	1	1	1						
Inning Stats	R: 0 E: 0 K: 2 S: 8	H: 0 LOB: 0 BB: 0 P: 10	R: 0 E: 0 K: 3 S: 13	H: 1 LOB: 1 BB: 0 P: 20	R: 2 E: 0 K: 1 S: 9	H: 2 LOB: 0 BB: 0 P: 14	R: 0 E: 0 K: 1 S: 7	H: 1 LOB: 0 BB: 0 P: 13	R: 0 E: 0 K: 2 S: 13	H: 1 LOB: 1 BB: 0 P: 21	R: 2 E: 0 K: 2 S: 11	H: 2 LOB: 2 BB: 2 P: 24	R: 0 E: 0 K: 1 S: 14	H: 0 LOB: 1 BB: 1 P: 24	R: 0 E: 0 K: 2 S: 12	H: 1 LOB: 1 BB: 0 P: 18		R: 0 E: 0 K: 2 S: 7	H: 0 LOB: 0 BB: 0 P: 7	1B: 6 2B: 1 3B: 0 HR: 1	SF: 0 SAC: 0 DP: 1 HBP: 0	WP: 0 PB: 0 SB: 1 CS: 0
PITCHER	IP WLS BF H R ER SO BB IBB HBP BLK WP HR S P ERA WHIP																					
Chuck Finley, L (1, 1) ERA: 6.75	5.2		25	7	4	4	10	2	0	0	0	0	0	0	17	27	0.00	0.750				
Scott Kamieniecki, R (6, 1) ERA: 3.86	1.1	W	5	0	0	0	2	1	0	0	0	0	0	0	12	18	0.00	1.000				
Paul Shuey, R (8, 1) ERA: 2.25	1.0	H	4	1	0	0	2	0	0	0	0	0	0	7	7	0.00	0.000					

AB	34
R	4
H	8
RBI	4
BB	3
SO	16
LOB	17



Batter	1	2	3	4	5	6	7	8	9	AB R H RBI BB SO LOB	TOP											
Kenny Lofton, L OBP: 0.343, SLG: 0.469 (1, 8)	G4-3		G3		FC3-6 SF8	F8			BB	4 1 0 0 1 0 5	Cleveland Indians @ Oakland Athletics Network Associates Coliseum, Oakland, CA Tue Apr 11 2000, 10:05 PM EDT Att: 8,638 - Sunny - 68 F											
Omar Vizquel, S OBP: 0.350, SLG: 0.528 (1, 6)	G5-3		F7				F9		BB	4 0 0 0 1 1 3												
Roberto Alomar, S OBP: 0.270, SLG: 0.323 (1, 4)	G4-3			1B G6-4-3	SF8		G3		F9	4 1 1 1 0 0 2												
Manny Ramirez, R OBP: 0.390, SLG: 0.529 (1, 9)		F9		1B G6-4-3	F8				BB	4 0 1 0 1 1 3												
Jim Thome, L OBP: 0.289, SLG: 0.543 (1, 3)	G5-3			1B G6-4-3		1B			BB	3 1 1 0 1 1 1												
Richie Sexson, R OBP: 0.344, SLG: 0.192 (1, 10)	K			BB G6-4-3		2B				4 0 0 0 0 2 3												
David Justice, L OBP: 0.500, SLG: 0.741 (1, 7)			HR			F3		G1-4-3		4 1 1 1 0 1 2												
Travis Fryman, R OBP: 0.528, SLG: 0.621 (1, 5)			F7		FC3-6 1B			K		3 1 1 1 1 1 0												
Sandy Alomar Jr., R OBP: 0.500, SLG: 0.450 (1, 2)				G3	FC3-6 1B			F9	2B	2 0 2 0 1 0 0												
Inning Stats	R: 0 H: 0 E: 0 K: 0 S: 10	H: 0 LOB: 0 BB: 0 P: 15	R: 0 H: 0 E: 0 K: 1 S: 7	H: 0 LOB: 0 BB: 0 P: 13	R: 1 H: 1 E: 0 K: 0 S: 5	H: 1 LOB: 1 BB: 1 P: 12	R: 1 H: 2 E: 0 K: 1 S: 12	H: 2 LOB: 1 BB: 1 P: 25	R: 2 H: 1 E: 1 K: 0 S: 8	H: 1 LOB: 1 BB: 2 P: 18	R: 1 H: 2 E: 0 K: 0 S: 14	H: 2 LOB: 2 BB: 0 P: 30	R: 0 H: 0 E: 0 K: 1 S: 8	H: 0 LOB: 1 BB: 1 P: 16	R: 0 H: 0 E: 0 K: 2 S: 10	H: 0 LOB: 0 BB: 0 P: 12	R: 0 H: 1 E: 0 K: 2 S: 17	H: 1 LOB: 2 BB: 1 P: 26	1B: 4 2B: 2 3B: 0 HR: 1	SF: 1 SAC: 0 DP: 1 HBP: 1	WP: 0 PB: 0 SB: 0 CS: 0	PA: 40
PITCHER	IP WLS BF H R ER SO BB IBB HBP BLK WP HR S P ERA WHIP											IP WLS BF H R ER SO BB IBB HBP BLK WP HR S P ERA WHIP										
Omar Olivares, R ERA: 4.15 (1, 1)	5.2 L 26 6 5 4 2 4 0 0 0 0 0 1 51 102 6.35 1.765																					
Luis Vizcaino, R ERA: 2.57 (6, 1)	2.1 9 0 0 0 3 1 0 1 0 0 0 0 23 39 0.00 0.429																					
Mike Magnante, L ERA: 2.7 (9, 1)	0.2 4 1 0 0 1 1 0 0 0 0 0 0 12 18 0.00 3.000																					
Doug Jones, R ERA: (9, 1)	0.1 1 0 0 0 1 0 0 0 0 0 0 0 5 8 0.00 0.000																					

Batter	1	2	3	4	5	6	7	8	9	AB R H RBI BB SO LOB	BOTTOM											
Rich Becker, L OBP: 0.346, SLG: 0.333 (1, 8)	K									3 0 2 0 1 1 0	Cleveland Indians @ Oakland Athletics Network Associates Coliseum, Oakland, CA Tue Apr 11 2000, 10:05 PM EDT Att: 8,638 - Sunny - 68 F											
Frank Menechino, R OBP: 0.344, SLG: 0.520 (1, 4)			1B					1B		2 0 0 0 1 1 3												
Jeremy Giambi, L OBP: 0.143, SLG: 0.500 (8, FH)			K		F9			K		1 0 0 0 0 1 1												
Jorge Velandia, R OBP: (9, 4)										0 0 0 0 0 0 0												
Jason Giambi, L OBP: 0.382, SLG: 0.800 (1, 3)						L4		F9		3 1 1 1 1 0 1												
John Jaha, R OBP: 0.379, SLG: 0.143 (1, 10)				HR				K		4 0 0 0 0 3 1												
Matt Stairs, L OBP: 0.294, SLG: 0.345 (1, 9)										4 0 0 0 0 0 0												
Ben Grieve, L OBP: 0.258, SLG: 0.269 (1, 7)										3 0 0 0 1 1 0												
Ramon Hernandez, R OBP: 0.130, SLG: 0.286 (1, 2)									FC4-6 BB	4 0 0 0 0 0 1												
3 Eric Chavez, L OBP: 0.440, SLG: 0.739 (1, 5)										3 0 1 0 0 0 0												
Miguel Tejada, R OBP: 0.333, SLG: 0.200 (1, 6)									F9	3 0 0 0 0 1 1												
Inning Stats	R: 0 H: 0 E: 0 K: 2 S: 11	H: 0 LOB: 1 BB: 2 P: 23	R: 0 H: 0 E: 0 K: 1 S: 5	H: 0 LOB: 0 BB: 0 P: 8	R: 0 H: 1 E: 0 K: 2 S: 11	H: 1 LOB: 0 BB: 0 P: 15	R: 1 H: 1 E: 0 K: 1 S: 9	H: 1 LOB: 0 BB: 0 P: 16	R: 0 H: 1 E: 0 K: 0 S: 12	H: 1 LOB: 2 BB: 1 P: 22	R: 0 H: 0 E: 0 K: 1 S: 6	H: 0 LOB: 0 BB: 0 P: 7	R: 0 H: 0 E: 0 K: 0 S: 10	H: 0 LOB: 0 BB: 0 P: 14	R: 0 H: 1 E: 0 K: 1 S: 16	H: 1 LOB: 1 BB: 0 P: 24	R: 0 H: 0 E: 0 K: 0 S: 11	H: 0 LOB: 1 BB: 1 P: 20	1B: 2 2B: 1 3B: 0 HR: 1	SF: 0 SAC: 0 DP: 0 HBP: 0	WP: 0 PB: 0 SB: 0 CS: 1	PA: 34
PITCHER	IP WLS BF H R ER SO BB IBB HBP BLK WP HR S P ERA WHIP											IP WLS BF H R ER SO BB IBB HBP BLK WP HR S P ERA WHIP										
Charles Nagy, R ERA: 4.73 (1, 1)	8.0 W 30 4 1 1 8 3 0 0 0 0 0 0 1 80 129 0.00 1.000																					
Paul Shuey, R ERA: (9, 1)	1.0 4 0 0 0 0 1 0 0 0 0 0 0 11 20 0.00 1.000																					



Batter	1	2	3	4	5	6	7	8	9	AB	R	H	RBI	BB	SO	LOB	TOP								
Kenny Lofton, L OBP: 0.308, SLG: 0.417 (1, 8)										4	0	0	0	0	1	1	Cleveland Indians @ Oakland Athletics Network Associates Coliseum, Oakland, CA Wed Apr 12 2000, 3:35 PM EDT Att: 14,683 - Cloudy - 64 F								
Omar Vizquel, S OBP: 0.318, SLG: 0.475 (1, 6)										4	0	0	0	0	2	0									
Roberto Alomar, S OBP: 0.293, SLG: 0.429 (1, 4)										4	2	2	1	0	0	0									
Manny Ramirez, R OBP: 0.400, SLG: 0.553 (1, 9)										4	1	2	0	0	1	0									
Jim Thome, L OBP: 0.310, SLG: 0.553 (1, 3)										3	2	1	2	1	1	1									
Richie Sexson, R OBP: 0.361, SLG: 0.267 (1, 7)										4	0	2	1	0	1	2									
David Justice, L OBP: 0.474, SLG: 0.667 (1, 10)										3	0	0	0	1	0	3									
Travis Fryman, R OBP: 0.487, SLG: 0.563 (1, 5)										3	0	0	0	0	0	1									
Einar Diaz, R OBP: 0.231, SLG: 0.167 (1, 2)										3	0	1	0	0	1	0									
Inning Stats	R: 0 E: 0 K: 0 S: 6	H: 0 LOB: 0 BB: 0 P: 7	R: 0 E: 0 K: 1 S: 11	H: 1 LOB: 1 BB: 0 P: 19	R: 0 E: 0 K: 1 S: 6	H: 0 LOB: 0 BB: 0 P: 9	R: 0 E: 0 K: 0 S: 8	H: 0 LOB: 0 BB: 0 P: 11	R: 1 E: 0 K: 0 S: 7	H: 0 LOB: 0 BB: 2 P: 16	R: 0 E: 0 K: 1 S: 7	H: 1 LOB: 0 BB: 0 P: 10	R: 3 E: 0 K: 0 S: 18	H: 4 LOB: 0 BB: 0 P: 23	R: 0 E: 0 K: 2 S: 12	H: 0 LOB: 0 BB: 0 P: 14		R: 1 E: 0 K: 2 S: 13	H: 2 LOB: 1 BB: 0 P: 16	1B: 4 2B: 5 3B: 0 HR: 1	SF: 0 SAC: 0 DP: 3 HBP: 0	WP: 0 PB: 0 SB: 0 CS: 0	PA: 34		
PITCHER	IP	WLS	BF	H	R	ER	SO	BB	IBB	HBP	BLK	WP	HR	S	P	ERA	WHIP								
Gil Heredia, R ERA: 4.5 (1, 1)	6.0	L	24	6	4	4	3	2	0	0	0	0	0	59	90	6.00	1.333								
Doug Jones, R ERA: (7, 1)	2.0		5	0	0	0	2	0	0	0	0	0	0	16	19	0.00	0.000								
Jason Isringhausen, R ERA: 3.0 (9, 1)	1.0		5	2	1	1	2	0	0	0	0	0	1	13	16	9.00	2.000								

Batter	1	2	3	4	5	6	7	8	9	AB	R	H	RBI	BB	SO	LOB	BOTTOM								
Rich Becker, L OBP: 0.333, SLG: 0.320 (1, 8)										4	0	1	0	0	0	0	Cleveland Indians @ Oakland Athletics Network Associates Coliseum, Oakland, CA Wed Apr 12 2000, 3:35 PM EDT Att: 14,683 - Cloudy - 64 F								
Eric Chavez, L OBP: 0.375, SLG: 0.630 (1, 5)										4	0	0	0	0	2	1									
Jason Giambi, L OBP: 0.447, SLG: 0.813 (1, 3)										2	0	2	0	2	0	0									
Matt Stairs, L OBP: 0.263, SLG: 0.303 (1, 10)										4	0	0	0	0	1	3									
Jeremy Giambi, L OBP: 0.100, SLG: 0.333 (1, 9)										3	0	0	0	0	0	0									
Ben Grieve, L OBP: 0.294, SLG: 0.310 (1, 7)										3	0	2	0	0	0	0									
Miguel Tejada, R OBP: 0.303, SLG: 0.179 (1, 6)										3	0	0	0	0	1	2									
Sal Fasano, R OBP: 0.333, SLG: 0.375 (1, 2)										2	0	0	0	0	1	1									
Ramon Hernandez, R OBP: 0.125, SLG: 0.273 (8, PH) (9, 2)										1	0	0	0	0	0	0									
Jorge Velandia, R OBP: 0.333, SLG: 0.500 (8, PH) (9, 4)										2	0	0	0	0	0	1									
Inning Stats	R: 0 E: 0 K: 0 S: 10	H: 0 LOB: 1 BB: 1 P: 20	R: 0 E: 0 K: 1 S: 8	H: 0 LOB: 0 BB: 0 P: 12	R: 0 E: 0 K: 2 S: 11	H: 1 LOB: 1 BB: 0 P: 18	R: 0 E: 0 K: 0 S: 5	H: 0 LOB: 0 BB: 1 P: 11	R: 0 E: 0 K: 0 S: 10	H: 1 LOB: 1 BB: 0 P: 16	R: 0 E: 0 K: 1 S: 10	H: 1 LOB: 1 BB: 0 P: 15	R: 0 E: 0 K: 1 S: 7	H: 1 LOB: 1 BB: 0 P: 11	R: 0 E: 0 K: 1 S: 6	H: 0 LOB: 0 BB: 0 P: 11	R: 0 E: 0 K: 0 S: 7	H: 1 LOB: 0 BB: 0 P: 11	1B: 5 2B: 0 3B: 0 HR: 0	SF: 0 SAC: 0 DP: 2 HBP: 0	WP: 0 PB: 0 SB: 0 CS: 0	PA: 31			
PITCHER	IP	WLS	BF	H	R	ER	SO	BB	IBB	HBP	BLK	WP	HR	S	P	ERA	WHIP								
Jaret Wright, R ERA: 1.29 (1, 1)	9.0	W	31	5	0	0	6	2	0	0	0	0	0	74	125	0.00	0.778								

AB	32
R	5
H	8
RBI	4
BB	2
SO	7
LOB	8



AB	29
R	0
H	5
RBI	0
BB	2
SO	6
LOB	8



Batter	1	2	3	4	5	6	7	8	9	AB	R	H	RBI	BB	SO	LOB	TOP											
Royce Clayton, R OBP: 0.217, SLG: 0.386	F9	G4-6-3		FC1-6				WP CS		5	0	2	0	0	0	3	Texas Rangers @ Cleveland Indians Jacobs Field, Cleveland, OH Fri Apr 14, 2000, 1:05 PM EDT Att: 42,727 - Cloudy - 66 F											
Chad Curtis, R OBP: 0.167, SLG: 0.353	1B		K	G3		K		G1-3		5	1	1	0	0	2	4												
Ivan Rodriguez, R OBP: 0.405, SLG: 0.718	HR		G5-3	K		G6-3			HR	5	2	2	2	0	1	2												
Rafael Palmeiro, L OBP: 0.391, SLG: 0.650	F8		1B				G4-3		P7	5	2	2	1	0	0	1												
David Segui, S OBP: 0.465, SLG: 0.553	HR		1B	1B		F8	L4		K	4	2	2	2	1	1	0												
Ruben Mateo, R OBP: 0.295, SLG: 0.341	K		1B	1B		G5-3		E1		5	0	2	1	0	1	1												
Gabe Kapler, R OBP: 0.324, SLG: 0.455			1B	1B		F8	L7		G5-3	4	0	1	1	1	0	3												
Luis Alicea, S OBP: 0.444, SLG: 0.417	K		G4-3			G1-3		K		4	0	0	0	0	2	4												
Tom Evans, R OBP: 0.400, SLG: 0.261				FC1-6		F8		1B	CS	3	0	2	0	1	0	0												
Inning Stats	R: 3 E: 0 K: 1 S: 14	H: 3 LOB: 0 BB: 0 P: 17	R: 0 E: 0 K: 1 S: 7	H: 1 LOB: 1 BB: 1 P: 13	R: 2 E: 0 K: 1 S: 14	H: 3 LOB: 2 BB: 1 P: 27	R: 0 E: 0 K: 1 S: 10	H: 0 LOB: 1 BB: 1 P: 20	R: 1 E: 0 K: 0 S: 6	H: 2 LOB: 1 BB: 0 P: 8	R: 0 E: 0 K: 1 S: 14	H: 1 LOB: 1 BB: 0 P: 25	R: 0 E: 0 K: 0 S: 11	H: 1 LOB: 1 BB: 0 P: 18	R: 0 E: 0 K: 1 S: 9	H: 2 LOB: 1 BB: 0 P: 14	R: 1 E: 1 K: 1 S: 12	H: 1 LOB: 0 BB: 0 P: 21	1B: 7 2B: 4 3B: 0 HR: 3	SF: 0 SAC: 0 DP: 1 HBP: 0	WP: 1 PB: 0 SB: 1 CS: 2	PA: 43						
PITCHER	IP	WLS	BF	H	R	ER	SO	BB	IBB	HBP	BLK	WP	HR	S	P	ERA	WHIP											
Dave Burba, R ERA: 9.0	(1, 1)	4.0	L	23	9	6	6	4	2	1	0	0	0	2	47	80	13.50	2.750										
Bobby Witt, R ERA: 3.89	(5, 1)	3.0		11	2	0	0	1	0	0	0	0	0	29	48	0.00	0.667											
Steve Reed, R ERA: 12.27	(8, 1)	1.0		5	3	1	1	1	0	0	0	0	1	1	10	16	9.00	3.000										
Tom Martin, L ERA: 9.0	(9, 1)	1.0		4	0	0	0	1	0	0	0	0	0	11	19	0.00	0.000											

Batter	1	2	3	4	5	6	7	8	9	AB	R	H	RBI	BB	SO	LOB	BOTTOM											
Kenny Lofton, L OBP: 0.326, SLG: 0.395	HR		K					K		2	1	0	0	2	2	1	Texas Rangers @ Cleveland Indians Jacobs Field, Cleveland, OH Fri Apr 14, 2000, 1:05 PM EDT Att: 42,727 - Cloudy - 66 F											
Omar Vizquel, S OBP: 0.333, SLG: 0.545	HR				L8			F7		4	1	2	2	0	0	2												
Roberto Alomar, S OBP: 0.289, SLG: 0.410	CS		K			P6		F6		4	0	1	0	0	1	2												
Manny Ramirez, R OBP: 0.367, SLG: 0.500	K		F8			G6-3			K	4	0	0	0	0	2	2												
Jim Thome, L OBP: 0.283, SLG: 0.500	B1-3				F7			K		4	0	0	0	0	1	0												
Richie Sexson, R OBP: 0.350, SLG: 0.242			FC6-4		K			G6-3		3	0	0	0	0	1	0												
David Justice, L OBP: 0.439, SLG: 0.606			K		G4-3			L3		3	0	0	0	0	1	1												
Travis Fryman, R OBP: 0.452, SLG: 0.514			FC6-4					K		3	0	0	0	0	2	1												
Sandy Alomar Jr., R OBP: 0.481, SLG: 0.435	F9							G5-3		3	0	1	0	0	0	1												
Inning Stats	R: 2 E: 0 K: 1 S: 11	H: 2 LOB: 0 BB: 1 P: 21	R: 0 E: 0 K: 1 S: 11	H: 0 LOB: 0 BB: 0 P: 17	R: 0 E: 0 K: 2 S: 13	H: 1 LOB: 1 BB: 0 P: 21	R: 0 E: 0 K: 1 S: 5	H: 0 LOB: 0 BB: 0 P: 10	R: 0 E: 0 K: 1 S: 8	H: 0 LOB: 0 BB: 1 P: 17	R: 0 E: 0 K: 1 S: 10	H: 0 LOB: 0 BB: 0 P: 18	R: 0 E: 0 K: 1 S: 8	H: 0 LOB: 0 BB: 0 P: 10	R: 0 E: 0 K: 1 S: 10	H: 1 LOB: 1 BB: 0 P: 18	R: 0 E: 0 K: 1 S: 7	H: 0 LOB: 0 BB: 0 P: 11	1B: 3 2B: 1 3B: 0 HR: 1	SF: 0 SAC: 0 DP: 1 HBP: 1	WP: 0 PB: 0 SB: 0 CS: 1	PA: 33						
PITCHER	IP	WLS	BF	H	R	ER	SO	BB	IBB	HBP	BLK	WP	HR	S	P	ERA	WHIP											
Rick Helling, R ERA: 4.15	(1, 1)	8.0	W	30	4	2	2	9	2	0	1	0	0	1	76	132	2.25	0.750										
John Wetteland, R ERA: 2.25	(9, 1)	1.0		3	0	0	0	1	0	0	0	0	0	7	11	0.00	0.000											

AB 40
R 7
H 14
RBI 7
BB 3
SO 7
LOB 18



AB 30
R 2
H 4
RBI 2
BB 2
SO 10
LOB 10



Batter	1	2	3	4	5	6	7	8	9	AB	R	H	RBI	BB	SO	LOB	TOP					
Royce Clayton, R OBP: 0.216, SLG: 0.367 (1, 6)										5	1	1	0	0	2	0						
Chad Curtis, R OBP: 0.217, SLG: 0.333 (1, 7)										4	1	1	0	1	0	2						
Ivan Rodriguez, R OBP: 0.426, SLG: 0.727 (1, 2)										5	1	3	2	0	1	1						
Rafael Palmeiro, L OBP: 0.392, SLG: 0.605 (1, 3)										3	1	0	0	2	2	2						
David Segui, S OBP: 0.458, SLG: 0.558 (1, 10)											5	1	2	1	0	0	3					
Ruben Mateo, R OBP: 0.306, SLG: 0.333 (1, 8)											4	0	1	0	1	0	6					
Gabe Kapler, R OBP: 0.310, SLG: 0.421 (1, 9)											5	1	1	2	0	1	3					
Luis Alicaia, S OBP: 0.452, SLG: 0.481 (1, 4)											3	0	1	1	1	0	1					
Tom Evans, R OBP: 0.382, SLG: 0.259 (1, 5)										4	0	1	0	0	2	3						
Inning Stats	R: 5 E: 1 K: 2 S: 21	H: 4 LOB: 1 BB: 2 P: 38	R: 0 E: 0 K: 1 S: 11	H: 1 LOB: 1 BB: 0 P: 17	R: 0 E: 0 K: 0 S: 12	H: 1 LOB: 1 BB: 0 P: 17	R: 1 E: 0 K: 0 S: 10	H: 3 LOB: 3 BB: 1 P: 19	R: 0 E: 0 K: 1 S: 6	H: 0 LOB: 0 BB: 0 P: 10	R: 0 E: 0 K: 0 S: 7	H: 1 LOB: 1 BB: 0 P: 15	R: 0 E: 1 K: 1 S: 8	H: 1 LOB: 2 BB: 1 P: 17	R: 0 E: 0 K: 2 S: 8	H: 0 LOB: 0 BB: 0 P: 12	R: 0 E: 0 K: 1 S: 8	H: 0 LOB: 1 BB: 1 P: 16	1B: 8 2B: 2 3B: 1 HR: 0	SF: 0 SAC: 0 DP: 0 HBP: 0	WP: 0 PB: 0 SB: 1 CS: 0	PA: 43
PITCHER	IP WLS BF H R ER SO BB IBB HBP BLK WP HR S P ERA WHIP																					
Bartolo Colon, R ERA: 5.02 (1, 1)	3.1 L 21 9 6 6 3 2 0 0 0 0 0 0 51 83 16.20 3.300																					
Tom Martin, L ERA: 4.15 (4, 1)	2.1 9 1 0 0 1 1 0 0 0 0 0 0 14 29 0.00 0.857																					
Ricardo Rincon, L ERA: (6, 1)	0.2 2 0 0 0 0 0 0 0 0 0 0 0 7 15 0.00 1.500																					
Steve Reed, R ERA: 10.38 (7, 1)	0.2 4 1 0 0 1 0 1 0 0 0 0 0 8 12 0.00 0.000																					
Steve Karsay, R ERA: 1.8 (8, 1)	1.0 3 0 0 0 2 0 0 0 0 0 0 0 8 12 0.00 0.000																					

Texas Rangers @ Cleveland Indians
Jacobs Field, Cleveland, OH
Sat Apr 15 2000, 1:05 PM EDT
Att: 40,543 - Sunny - 71 F

AB 38
R 6
H 11
RBI 6
BB 5
SO 8
LOB 21



Batter	1	2	3	4	5	6	7	8	9	AB	R	H	RBI	BB	SO	LOB	BOTTOM					
Jacob Cruz, L OBP: 0.267, SLG: 0.357 (1, 8)										4	0	0	0	0	1	0						
Omar Vizquel, S OBP: 0.327, SLG: 0.521 (1, 6)										4	1	1	0	0	0	0						
Roberto Alomar, S OBP: 0.306, SLG: 0.390 (1, 4)										2	1	0	0	2	0	0						
Manny Ramirez, R OBP: 0.377, SLG: 0.500 (1, 9)										4	1	2	1	0	1	0						
Jim Thome, L OBP: 0.280, SLG: 0.543 (1, 10)										4	1	1	3	0	2	2						
Richie Sexson, R OBP: 0.341, SLG: 0.270 (1, 3)										4	0	1	0	0	0	0						
David Justice, L OBP: 0.422, SLG: 0.595 (1, 7)										4	0	1	0	0	1	1						
Travis Fryman, R OBP: 0.435, SLG: 0.474 (1, 5)										3	0	0	0	1	3	2						
Sandy Alomar Jr., R OBP: 0.419, SLG: 0.370 (1, 2)										4	0	0	0	0	0	2						
Inning Stats	R: 0 E: 0 K: 0 S: 7	H: 0 LOB: 0 BB: 0 P: 10	R: 0 E: 0 K: 1 S: 6	H: 0 LOB: 0 BB: 0 P: 10	R: 0 E: 0 K: 1 S: 7	H: 0 LOB: 0 BB: 0 P: 10	R: 0 E: 0 K: 1 S: 10	H: 1 LOB: 1 BB: 1 P: 17	R: 0 E: 0 K: 1 S: 8	H: 0 LOB: 1 BB: 1 P: 16	R: 4 E: 0 K: 1 S: 14	H: 4 LOB: 1 BB: 1 P: 26	R: 0 E: 0 K: 1 S: 8	H: 0 LOB: 0 BB: 0 P: 11	R: 0 E: 0 K: 1 S: 8	H: 0 LOB: 0 BB: 0 P: 14	R: 0 E: 0 K: 1 S: 9	H: 1 LOB: 1 BB: 0 P: 14	1B: 3 2B: 2 3B: 0 HR: 1	SF: 0 SAC: 0 DP: 0 HBP: 0	WP: 0 PB: 0 SB: 0 CS: 0	PA: 36
PITCHER	IP WLS BF H R ER SO BB IBB HBP BLK WP HR S P ERA WHIP																					
Mark Clark, R ERA: 5.91 (1, 1)	5.1 W 23 4 4 4 4 3 0 0 0 0 0 0 46 78 6.75 1.312																					
Francisco Cordero, R ERA: 5.06 (6, 1)	0.2 H 3 1 0 0 1 0 0 0 0 0 0 0 6 11 0.00 1.500																					
Tim Lincecum, R ERA: 4.26 (7, 1)	2.0 H 6 0 0 0 2 0 0 0 0 0 0 0 16 25 0.00 0.000																					
John Wetteland, R ERA: 1.8 (9, 1)	1.0 S 4 1 0 0 1 0 0 0 0 0 0 0 9 14 0.00 1.000																					

Texas Rangers @ Cleveland Indians
Jacobs Field, Cleveland, OH
Sat Apr 15 2000, 1:05 PM EDT
Att: 40,543 - Sunny - 71 F

AB 33
R 4
H 6
RBI 4
BB 3
SO 8
LOB 7



Batter	1	2	3	4	5	6	7	8	9	AB	R	H	RBI	BB	SO	LOB	TOP					
Royce Clayton, R (1.6) OBP: 0.218, SLG: 0.346										3	0	0	0	1	1	1	Texas Rangers @ Cleveland Indians Jacobs Field, Cleveland, OH Sun Apr 16 2000, 1:05 PM EDT Att: 40,626 - Cloudy - 47 F					
Chad Curtis, R (1.7) OBP: 0.259, SLG: 0.333										3	0	1	0	1	2	2						
Ivan Rodriguez, R (1.2) OBP: 0.412, SLG: 0.688										4	0	1	1	0	0	4						
Rafael Palmeiro, L (1.3) OBP: 0.364, SLG: 0.553										4	0	0	0	0	2	2						
David Segui, S (1.10) OBP: 0.342, SLG: 0.522										3	0	0	0	1	1	0						
Ruben Mateo, R (1.8) OBP: 0.321, SLG: 0.347										4	0	2	0	0	0	1						
Gabe Kapler, R (1.9) OBP: 0.304, SLG: 0.390										3	0	0	0	1	3	2						
Luis Alicaia, S (1.4) OBP: 0.429, SLG: 0.452										4	1	1	0	0	1	3						
Tom Evans, R (1.5) OBP: 0.351, SLG: 0.233										3	0	0	0	0	3	1						
Inning Stats	R: 0 E: 0 K: 1 S: 4	H: 0 LOB: 0 BB: 1 P: 9	R: 0 E: 0 K: 1 S: 7	H: 0 LOB: 1 BB: 1 P: 15	R: 1 E: 0 K: 4 S: 15	H: 2 LOB: 2 BB: 0 P: 26	R: 0 E: 1 K: 1 S: 8	H: 1 LOB: 1 BB: 0 P: 11	R: 0 E: 1 K: 1 S: 8	H: 1 LOB: 1 BB: 0 P: 8	R: 0 E: 0 K: 0 S: 3	H: 0 LOB: 0 BB: 0 P: 5	R: 0 E: 0 K: 3 S: 10	H: 0 LOB: 0 BB: 0 P: 18	R: 0 E: 0 K: 0 S: 5	H: 0 LOB: 0 BB: 1 P: 12	R: 0 E: 0 K: 2 S: 11	H: 1 LOB: 2 BB: 1 P: 21	1B: 5 2B: 1 3B: 0 HR: 0	SF: 0 SAC: 0 DP: 2 HBP: 0	WP: 0 PB: 1 SB: 1 CS: 1	PA: 36
PITCHER Chuck Finley, L (1.1) ERA: 3.66	IP: 9.0 WLS: W BF: 35 H: 5 R: 1 ER: 0 SO: 13 BB: 4 IBB: 0 HBP: 0 BLK: 0 WP: 0 HR: 0 S: 71 P: 125 ERA: 0.00 WHIP: 1.000															PITCHER	IP: 9.0 WLS: W BF: 35 H: 5 R: 1 ER: 0 SO: 13 BB: 4 IBB: 0 HBP: 0 BLK: 0 WP: 0 HR: 0 S: 71 P: 125 ERA: 0.00 WHIP: 1.000					

Texas Rangers @ Cleveland Indians
 Jacobs Field, Cleveland, OH
 Sun Apr 16 2000, 1:05 PM EDT
 Att: 40,626 - Cloudy - 47 F

AB	31
R	1
H	5
RBI	1
BB	4
SO	13
LOB	16



Batter	1	2	3	4	5	6	7	8	9	AB	R	H	RBI	BB	SO	LOB	BOTTOM					
Jacob Cruz, L (1.8) OBP: 0.263, SLG: 0.294										3	0	0	0	1	0	0	Texas Rangers @ Cleveland Indians Jacobs Field, Cleveland, OH Sun Apr 16 2000, 1:05 PM EDT Att: 40,626 - Cloudy - 47 F					
Omar Vizquel, S (1.6) OBP: 0.321, SLG: 0.490										3	0	0	0	1	2	2						
Roberto Alomar, S (1.4) OBP: 0.283, SLG: 0.356										4	0	0	0	0	1	1						
Manny Ramirez, R (1.9) OBP: 0.368, SLG: 0.540										4	1	1	1	0	3	1						
Jim Thome, L (1.3) OBP: 0.278, SLG: 0.580										4	1	1	1	0	2	0						
Richie Sexson, R (1.7) OBP: 0.319, SLG: 0.250										3	0	0	0	0	3	0						
David Justice, L (1.10) OBP: 0.438, SLG: 0.615										2	0	1	0	1	0	0						
Travis Fryman, R (1.5) OBP: 0.429, SLG: 0.463										3	0	1	0	0	0	2						
Einar Diaz, R (1.2) OBP: 0.200, SLG: 0.143										2	0	0	0	0	0	1						
Sandy Alomar Jr., R (8. Ph) OBP: 0.406, SLG: 0.357										1	0	0	0	0	0	1						
Inning Stats	R: 0 E: 0 K: 1 S: 10	H: 0 LOB: 1 BB: 1 P: 18	R: 0 E: 0 K: 2 S: 9	H: 0 LOB: 1 BB: 1 P: 14	R: 0 E: 0 K: 0 S: 9	H: 0 LOB: 0 BB: 0 P: 16	R: 0 E: 0 K: 1 S: 8	H: 0 LOB: 0 BB: 0 P: 13	R: 0 E: 0 K: 1 S: 10	H: 1 LOB: 1 BB: 0 P: 16	R: 0 E: 0 K: 2 S: 7	H: 0 LOB: 0 BB: 0 P: 12	R: 0 E: 0 K: 3 S: 10	H: 0 LOB: 0 BB: 0 P: 14	R: 0 E: 0 K: 1 S: 14	H: 1 LOB: 2 BB: 1 P: 26	R: 2 E: 0 K: 0 S: 7	H: 2 LOB: 0 BB: 0 P: 12	1B: 1 2B: 1 3B: 0 HR: 2	SF: 0 SAC: 0 DP: 0 HBP: 0	WP: 0 PB: 0 SB: 0 CS: 0	PA: 32
PITCHER Esteban Loaiza, R (1.1) ERA: 3.45	IP: 7.1 WLS: H BF: 3 H: 0 R: 0 ER: 0 SO: 1 BB: 1 IBB: 0 HBP: 0 BLK: 0 WP: 0 HR: 0 S: 9 P: 110 ERA: 0.00 WHIP: 0.545															PITCHER	IP: 7.1 WLS: H BF: 3 H: 0 R: 0 ER: 0 SO: 1 BB: 1 IBB: 0 HBP: 0 BLK: 0 WP: 0 HR: 0 S: 9 P: 110 ERA: 0.00 WHIP: 0.545					
59 Jeff Zimmerman, R (8.1) ERA: 6.35	0.2 H 3 0 0 0 1 1 0 0 0 0 0 0 9 19 0.00 1.500																					
John Wetteland, R (9.1) ERA: 5.06	0.1 L 3 2 2 2 0 0 0 0 0 0 2 7 12 54.00 6.000																					

Texas Rangers @ Cleveland Indians
 Jacobs Field, Cleveland, OH
 Sun Apr 16 2000, 1:05 PM EDT
 Att: 40,626 - Cloudy - 47 F

AB	29
R	2
H	4
RBI	2
BB	3
SO	11
LOB	8



Batter	1	2	3	4	5	6	7	8	9	AB	R	H	RBI	BB	SO	LOB	TOP								
Ryan Christenson, R OBP: 0.333, SLG: 0.304	G6-3		G3					G3-1		5	0	2	3	0	0	1									
Miguel Tejada, R OBP: 0.356, SLG: 0.311	G5-3			3B	2B				HR	4	2	3	1	1	0	0									
Jason Giambi, L OBP: 0.420, SLG: 0.810	P5			K	K	G4-3			HR	5	1	1	2	0	2	5									
Olmedo Saenz, R OBP: 0.464, SLG: 0.792		G3	2B		G3			F9	E5	5	1	2	1	0	1	2									
Matt Stairs, L OBP: 0.250, SLG: 0.250	G3			G3						4	1	0	1	1	2	2									
Ben Grievie, L OBP: 0.309, SLG: 0.298	L4									3	0	0	0	2	2	2									
Sal Fasano, R OBP: 0.227, SLG: 0.200	K			G1-3				F8	G1-3	4	0	0	0	1	1	3									
3 Eric Chavez, L OBP: 0.400, SLG: 0.609			G4-3						G4-6-3	3	2	1	0	2	0	3									
Jorge Velandia, R John Jaha, R Frank Menechino, R	K		K		G5-3			K		2	0	0	0	0	1	1									
Inning Stats	R: 0 E: 0 K: 0 S: 7	H: 0 LOB: 0 BB: 0 P: 11	R: 0 E: 0 K: 1 S: 8	H: 1 LOB: 1 BB: 0 P: 14	R: 0 E: 0 K: 1 S: 6	H: 0 LOB: 0 BB: 0 P: 8	R: 2 E: 0 K: 1 S: 11	H: 2 LOB: 1 BB: 1 P: 20	R: 1 E: 0 K: 2 S: 15	H: 3 LOB: 2 BB: 0 P: 23	R: 3 E: 0 K: 1 S: 14	H: 2 LOB: 2 BB: 3 P: 32	R: 0 E: 0 K: 2 S: 7	H: 0 LOB: 0 BB: 0 P: 13	R: 0 E: 0 K: 1 S: 7	H: 0 LOB: 1 BB: 1 P: 14	R: 2 E: 1 K: 1 S: 20	H: 1 LOB: 2 BB: 3 P: 34	1B: 5 2B: 2 3B: 1 HR: 1	SF: 0 SAC: 0 DP: 1 HBP: 0	WP: 0 PB: 0 SB: 1 CS: 0	PA: 44			
PITCHER	IP	WLS	BF	H	R	ER	SO	BB	IBB	HBP	BLK	WP	HR	S	P	ERA	WHIP								
Charles Nagy, R	5.2	L	28	7	6	6	6	3	1	0	0	0	0	57	101	9.53	1.765								
Scott Kamieniecki, R	2.1		9	1	0	0	3	1	0	0	0	0	0	18	34	0.00	0.857								
Steve Reed, R	0.0		3	1	2	2	0	1	0	0	0	0	1	8	13	∞	∞								
Tom Martin, L	1.0		4	0	0	0	1	2	0	0	0	0	0	12	21	0.00	2.000								

Oakland Athletics @ Cleveland Indians
Jacobs Field, Cleveland, OH
Tue Apr 18 2000, 7:05 PM EDT
Att: 40,551 - Cloudy - 46 F

AB 36
R 8
H 9
RBI 8
BB 8
SO 10
LOB 20



Batter	1	2	3	4	5	6	7	8	9	AB	R	H	RBI	BB	SO	LOB	BOTTOM								
Omar Vizquel, S OBP: 0.311, SLG: 0.455	F9		F8-3		K			P5	F8	4	0	0	0	1	1	4									
Travis Fryman, R OBP: 0.426, SLG: 0.522	G6-3		F8-3					FC6-4	P6	5	1	2	2	0	0	4									
Roberto Alomar, S OBP: 0.298, SLG: 0.354	HR		FC6-4		K			P5		3	1	1	0	1	1	1									
Manny Ramirez, R OBP: 0.361, SLG: 0.574	HR		FC6-4					G5-3	FC6-4	4	1	1	2	0	0	2									
Jim Thome, L OBP: 0.276, SLG: 0.574	K			G6-3				K	1B	4	1	1	0	0	2	0									
Richie Sexson, R OBP: 0.314, SLG: 0.250		K			G6-3			G6-3	G6-3	4	0	1	0	0	1	1									
David Justice, L OBP: 0.442, SLG: 0.595				G4-6-3				G5-3	HBP	3	0	1	1	1	0	1									
Alex Ramirez, R OBP: 0.333, SLG: 0.500		K						G5-3		4	0	1	0	0	1	1									
Sandy Alomar Jr., R Einar Diaz, R	G1-3							F7		1	0	0	0	0	0	1									
Inning Stats	R: 2 E: 0 K: 1 S: 12	H: 2 LOB: 0 BB: 0 P: 18	R: 0 E: 0 K: 2 S: 14	H: 0 LOB: 1 BB: 1 P: 21	R: 0 E: 0 K: 0 S: 6	H: 0 LOB: 2 BB: 2 P: 15	R: 0 E: 0 K: 0 S: 7	H: 1 LOB: 0 BB: 0 P: 11	R: 2 E: 0 K: 2 S: 12	H: 2 LOB: 0 BB: 0 P: 21	R: 0 E: 0 K: 1 S: 9	H: 0 LOB: 0 BB: 0 P: 16	R: 0 E: 0 K: 0 S: 5	H: 0 LOB: 0 BB: 0 P: 8	R: 0 E: 0 K: 0 S: 8	H: 1 LOB: 0 BB: 0 P: 13	R: 1 E: 0 K: 0 S: 12	H: 3 LOB: 3 BB: 0 P: 21	1B: 6 2B: 2 3B: 0 HR: 2	SF: 0 SAC: 0 DP: 2 HBP: 1	WP: 0 PB: 0 SB: 0 CS: 0	PA: 38			
PITCHER	IP	WLS	BF	H	R	ER	SO	BB	IBB	HBP	BLK	WP	HR	S	P	ERA	WHIP								
Mark Mulder, L	6.0	W	24	5	4	4	6	3	0	0	0	0	0	5	8	0.00	1.333								
Mike Magnante, L	1.0	H	3	0	0	0	0	0	0	0	0	0	0	6	10	0.00	1.500								
T.J. Mathews, R	0.2	H	3	1	0	0	0	0	0	0	0	0	0	14	24	6.75	2.250								
Jason Isringhausen, R	1.1	S	8	3	1	1	0	0	0	1	0	0	0	0	0	0	0								

Oakland Athletics @ Cleveland Indians
Jacobs Field, Cleveland, OH
Tue Apr 18 2000, 7:05 PM EDT
Att: 40,551 - Cloudy - 46 F

AB 34
R 5
H 9
RBI 5
BB 3
SO 6
LOB 15



Batter	1	2	3	4	5	6	7	8	9	AB	R	H	RBI	BB	SO	LOB	TOP								
Ryan Christenson, R OBP: 0.353, SLG: 0.267 Rich Becker, L OBP: 0.400, SLG: 0.343	G6-3	K		K		L1		BB 1B		4	0	0	0	0	2	6	Oakland Athletics @ Cleveland Indians Jacobs Field, Cleveland, OH Thu Apr 20 2000, 7:05 PM EDT Att: 42,134 - Overcast - 64 F								
Miguel Tejada, R OBP: 0.359, SLG: 0.393	WP 1B		G6-3		G5-3		HR 1B	F9		5	1	2	0	0	0	1									
Matt Stairs, L OBP: 0.288, SLG: 0.404	K				K		HR 1B			4	1	2	2	1	2	1									
John Jaha, R OBP: 0.385, SLG: 0.143	K				K		K			5	0	0	0	0	5	4									
Olmedo Saenz, R OBP: 0.447, SLG: 0.697		1B SF9 2B								5	1	3	0	0	1	1									
Ben Griewe, L OBP: 0.308, SLG: 0.339					G4-3		G4-6-3 1B			5	1	1	0	0	2	2									
Eric Chavez, L OBP: 0.433, SLG: 0.636							BB 1B			4	0	2	0	1	2	3									
Sal Fasano, R OBP: 0.375, SLG: 0.280		SF9					BB 1B			3	0	3	1	1	0	0									
Jorge Velandia, R OBP: 0.125, SLG: 0.188 Jeremy Giambi, L OBP: 0.208, SLG: 0.273 Frank Menechino, R OBP: 0.327, SLG: 0.500 Jason Giambi, L OBP: 0.429, SLG: 0.851					P4		1-2 2-3 BB			2	0	1	1	0	0	2									
										0	0	0	0	1	0	0									
										1	0	0	0	0	1	2									
Inning Stats	R: 0 E: 0 K: 2 S: 11	H: 1 LOB: 1 BB: 0 P: 17	R: 2 E: 0 K: 2 S: 14	H: 3 LOB: 1 BB: 0 P: 18	R: 0 E: 0 K: 2 S: 10	H: 1 LOB: 1 BB: 0 P: 17	R: 0 E: 0 K: 1 S: 8	H: 0 LOB: 2 BB: 2 P: 18	R: 0 E: 0 K: 0 S: 7	H: 0 LOB: 0 BB: 0 P: 12	R: 0 E: 0 K: 0 S: 13	H: 3 LOB: 3 BB: 1 P: 28	R: 2 E: 0 K: 3 S: 15	H: 3 LOB: 1 BB: 0 P: 20	R: 1 E: 1 K: 1 S: 14	H: 2 LOB: 2 BB: 1 P: 24	R: 0 E: 0 K: 2 S: 11	H: 2 LOB: 2 BB: 0 P: 16	1B: 11 2B: 3 3B: 0 HR: 1	SF: 1 SAC: 0 DP: 1 HBP: 0	WP: 1 PB: 0 SB: 0 CS: 0	PA: 45			
PITCHER	IP	WLS	BF	H	R	ER	SO	BB	IBB	HBP	BLK	WP	HR	S	P	ERA	WHIP								
Dave Burba, R ERA: 7.2	5.0	W	22	5	2	2	9	2	0	0	0	1	0	50	82	3.60	1.400								
Scott Kamieniecki, R ERA: 4.32	1.1		10	6	2	2	1	1	0	0	0	0	1	22	41	13.50	5.250								
Ricardo Rincon, L ERA:	0.2	H	2	0	0	0	2	0	0	0	0	0	0	6	7	0.00	0.000								
Paul Shuey, R ERA:	1.0		6	2	1	0	1	1	0	0	0	0	0	14	24	0.00	3.000								
Steve Karsay, R ERA: 1.29	1.0		5	2	0	0	2	0	0	0	0	0	0	11	16	0.00	2.000								


AB	40
R	5
H	15
RBI	5
BB	4
SO	15
LOB	23





Batter	1	2	3	4	5	6	7	8	9	AB	R	H	RBI	BB	SO	LOB	BOTTOM								
Kenny Lofton, L OBP: 0.358, SLG: 0.467	HR		CS 1B BB	SF9		K		F8		3	1	1	2	1	1	1	Oakland Athletics @ Cleveland Indians Jacobs Field, Cleveland, OH Thu Apr 20 2000, 7:05 PM EDT Att: 42,134 - Overcast - 64 F								
Enrique Wilson, S OBP: 0.600, SLG: 0.800	G3-1		1B G5-3 1B			L9		F5		5	1	2	1	0	0	1									
Roberto Alomar, S OBP: 0.358, SLG: 0.526	S HR 2B		G5-3 1B							4	2	3	0	1	0	1									
Manny Ramirez, R OBP: 0.324, SLG: 0.547	K		G5-3			F9		G5-3		5	1	1	3	0	1	3									
Jim Thome, L OBP: 0.284, SLG: 0.581	HR					F8				3	2	2	2	1	0	0									
David Justice, L OBP: 0.426, SLG: 0.560	F8		F5			WP 2B		F9		4	0	1	0	0	0	3									
Travis Fryman, R OBP: 0.413, SLG: 0.500			F8			F3		K		4	0	1	0	0	1	1									
Jacob Cruz, L OBP: 0.296, SLG: 0.292						P5		G3		4	1	1	1	0	1	1									
Einar Diaz, R OBP: 0.385, SLG: 0.375								G5-3		4	1	2	0	0	1	1									
										1B: 7 2B: 4 3B: 0 HR: 3	SF: 1 SAC: 0 DP: 0 HBP: 0	WP: 1 PB: 0 SB: 1 CS: 1	PA: 40												
Inning Stats	R: 3 E: 0 K: 1 S: 16	H: 3 LOB: 0 BB: 0 P: 30	R: 0 E: 0 K: 2 S: 8	H: 0 LOB: 0 BB: 0 P: 13	R: 1 E: 0 K: 0 S: 12	H: 2 LOB: 2 BB: 2 P: 25	R: 2 E: 0 K: 0 S: 16	H: 3 LOB: 1 BB: 0 P: 24	R: 0 E: 0 K: 1 S: 12	H: 1 LOB: 1 BB: 0 P: 19	R: 0 E: 0 K: 1 S: 12	H: 1 LOB: 1 BB: 0 P: 16	R: 3 E: 0 K: 0 S: 15	H: 4 LOB: 1 BB: 0 P: 21	R: 0 E: 0 K: 0 S: 17	H: 0 LOB: 1 BB: 1 P: 24									
PITCHER	IP	WLS	BF	H	R	ER	SO	BB	IBB	HBP	BLK	WP	HR	S	P	ERA	WHIP								
Tim Hudson, R ERA: 8.44	2.1	L	12	5	4	4	3	1	0	0	0	1	0	48	76	7.36	1.909								
Ron Mahay, L ERA: 7.71	3.2		18	6	3	3	2	1	0	0	0	0	1	30	40	9.00	2.000								
T.J. Mathews, R ERA: 9.0	2.0		10	3	2	2	0	1	0	0	0	0	1	30	40	9.00	2.000								


AB	36
R	9
H	14
RBI	9
BB	3
SO	5
LOB	12





Batter	1	2	3	4	5	6	7	8	9	AB R H RBI BB SO LOB	TOP																								
											<p>Cleveland Indians @ Boston Red Sox Fenway Park, Boston, MA Fri Apr 21 2000, 7:05 PM EDT</p> <p>livebaseballscorecards.com</p> <p>AB 0 R 0 H 0 RBI 0 BB 0 SO 0 LOB 0</p> 																								
Inning Stats										1B: 0 SF: 0 2B: 0 SAC: 0 3B: 0 DP: 0 HR: 0 HBP: 0	WP: 0 PA: 0 PB: 0 SB: 0 CS: 0																								
PITCHER	IP	WLS	BF	H	R	ER	SO	BB	IBB	HBP	BLK	WP	HR	S	P	ERA	WHIP	PITCHER	IP	WLS	BF	H	R	ER	SO	BB	IBB	HBP	BLK	WP	HR	S	P	ERA	WHIP


Batter	1	2	3	4	5	6	7	8	9	AB R H RBI BB SO LOB	BOTTOM																								
											<p>Cleveland Indians @ Boston Red Sox Fenway Park, Boston, MA Fri Apr 21 2000, 7:05 PM EDT</p> <p>livebaseballscorecards.com</p> <p>AB 0 R 0 H 0 RBI 0 BB 0 SO 0 LOB 0</p> 																								
Inning Stats										1B: 0 SF: 0 2B: 0 SAC: 0 3B: 0 DP: 0 HR: 0 HBP: 0	WP: 0 PA: 0 PB: 0 SB: 0 CS: 0																								
PITCHER	IP	WLS	BF	H	R	ER	SO	BB	IBB	HBP	BLK	WP	HR	S	P	ERA	WHIP	PITCHER	IP	WLS	BF	H	R	ER	SO	BB	IBB	HBP	BLK	WP	HR	S	P	ERA	WHIP


Batter	1	2	3	4	5	6	7	8	9	AB R H RBI BB SO LOB	TOP																																		
											Cleveland Indians @ Boston Red Sox Fenway Park, Boston, MA Sat Apr 22 2000, 3:05 PM EDT livebaseballscorecards.com																																		
																				AB 0 R 0 H 0 RBI 0 BB 0 SO 0 LOB 0																									
																																													
Inning Stats																				1B: 0 SF: 0 WP: 0 PA: 0 2B: 0 SAC: 0 FB: 0 3B: 0 DP: 0 SB: 0 HR: 0 HBP: 0 CS: 0																									
PITCHER										IP		WLS	BF	H	R	ER	SO	BB	IBB	HBP	BLK	WP	HR	S	P	ERA	WHIP	PITCHER	IP	WLS	BF	H	R	ER	SO	BB	IBB	HBP	BLK	WP	HR	S	P	ERA	WHIP

Batter	1	2	3	4	5	6	7	8	9	AB R H RBI BB SO LOB	BOTTOM																																		
											Cleveland Indians @ Boston Red Sox Fenway Park, Boston, MA Sat Apr 22 2000, 3:05 PM EDT livebaseballscorecards.com																																		
																				AB 0 R 0 H 0 RBI 0 BB 0 SO 0 LOB 0																									
																																													
Inning Stats																				1B: 0 SF: 0 WP: 0 PA: 0 2B: 0 SAC: 0 FB: 0 3B: 0 DP: 0 SB: 0 HR: 0 HBP: 0 CS: 0																									
PITCHER										IP		WLS	BF	H	R	ER	SO	BB	IBB	HBP	BLK	WP	HR	S	P	ERA	WHIP	PITCHER	IP	WLS	BF	H	R	ER	SO	BB	IBB	HBP	BLK	WP	HR	S	P	ERA	WHIP

Batter	1	2	3	4	5	6	7	8	9	AB R H RBI BB SO LOB	TOP																								
											<p>Cleveland Indians @ Boston Red Sox Fenway Park, Boston, MA Sun Apr 23 2000, 1:05 PM EDT</p> <p>livebaseballscorecards.com</p> <p>AB 0 R 0 H 0 RBI 0 BB 0 SO 0 LOB 0</p>  <p>1B: 0 SF: 0 WP: 0 PA: 0 2B: 0 SAC: 0 FB: 0 3B: 0 DP: 0 SB: 0 HR: 0 HBP: 0 CS: 0</p>																								
Inning Stats																																			
PITCHER	IP	WLS	BF	H	R	ER	SO	BB	IBB	HBP	BLK	WP	HR	S	P	ERA	WHIP	PITCHER	IP	WLS	BF	H	R	ER	SO	BB	IBB	HBP	BLK	WP	HR	S	P	ERA	WHIP

Batter	1	2	3	4	5	6	7	8	9	AB R H RBI BB SO LOB	BOTTOM																								
											<p>Cleveland Indians @ Boston Red Sox Fenway Park, Boston, MA Sun Apr 23 2000, 1:05 PM EDT</p> <p>livebaseballscorecards.com</p> <p>AB 0 R 0 H 0 RBI 0 BB 0 SO 0 LOB 0</p>  <p>1B: 0 SF: 0 WP: 0 PA: 0 2B: 0 SAC: 0 FB: 0 3B: 0 DP: 0 SB: 0 HR: 0 HBP: 0 CS: 0</p>																								
Inning Stats																																			
PITCHER	IP	WLS	BF	H	R	ER	SO	BB	IBB	HBP	BLK	WP	HR	S	P	ERA	WHIP	PITCHER	IP	WLS	BF	H	R	ER	SO	BB	IBB	HBP	BLK	WP	HR	S	P	ERA	WHIP

Batter	1	2	3	4	5	6	7	8	9	AB R H RBI BB SO LOB	TOP																								
											<p>Cleveland Indians @ Boston Red Sox Fenway Park, Boston, MA Sun Apr 23 2000, 4:05 PM EDT</p> <p>livebaseballscorecards.com</p> <p>AB 0 R 0 H 0 RBI 0 BB 0 SO 0 LOB 0</p>  <p>1B: 0 SF: 0 WP: 0 PA: 0 2B: 0 SAC: 0 FB: 0 3B: 0 DP: 0 SB: 0 HR: 0 HBP: 0 CS: 0</p>																								
Inning Stats																																			
PITCHER	IP	WLS	BF	H	R	ER	SO	BB	IBB	HBP	BLK	WP	HR	S	P	ERA	WHIP	PITCHER	IP	WLS	BF	H	R	ER	SO	BB	IBB	HBP	BLK	WP	HR	S	P	ERA	WHIP

Batter	1	2	3	4	5	6	7	8	9	AB R H RBI BB SO LOB	BOTTOM																								
											<p>Cleveland Indians @ Boston Red Sox Fenway Park, Boston, MA Sun Apr 23 2000, 4:05 PM EDT</p> <p>livebaseballscorecards.com</p> <p>AB 0 R 0 H 0 RBI 0 BB 0 SO 0 LOB 0</p>  <p>1B: 0 SF: 0 WP: 0 PA: 0 2B: 0 SAC: 0 FB: 0 3B: 0 DP: 0 SB: 0 HR: 0 HBP: 0 CS: 0</p>																								
Inning Stats																																			
PITCHER	IP	WLS	BF	H	R	ER	SO	BB	IBB	HBP	BLK	WP	HR	S	P	ERA	WHIP	PITCHER	IP	WLS	BF	H	R	ER	SO	BB	IBB	HBP	BLK	WP	HR	S	P	ERA	WHIP

Batter	1	2	3	4	5	6	7	8	9	AB	R	H	RBI	BB	SO	LOB	TOP									
Kenny Lofton, L OBP: 0.345, SLG: 0.429	1-1 F8	3-2 P5			4-0 1B BB		1-0 G6-3		2-0 L4	4	1	0	0	1	0	1	Cleveland Indians @ Seattle Mariners Safeco Field, Seattle, WA Mon Apr 24 2000, 7:05 PM PDT Att: 30,354 - Cloudy - 56 F									
Omar Vizquel, S OBP: 0.348, SLG: 0.459	1-2 1B SF8		0-2 L9		0-2 WP 1B SF9		2-2 G4-6-3 1B			4	2	3	0	0	0	0										
Roberto Alomar, S OBP: 0.366, SLG: 0.525	1-0 1B E		2-3 K		1-0 SF9 WP 2B		1-0 G4-6-3 1-2f			4	2	2	1	0	1	1										
Manny Ramirez, R OBP: 0.307, SLG: 0.530	0-0 SF8		2-2 F9		3-2 SF9 2H			3-2 F2		2	0	0	2	0	0	0										
Jim Thome, L OBP: 0.310, SLG: 0.600	3-2 2H 1B			1-2 G3	2-0 2B			4-0 G4-6-3 BB		3	0	2	2	1	0	0										
David Justice, L OBP: 0.415, SLG: 0.528	0-1 P6			4-2 FC5-4 BB	3-2 G4-3			3-1 G4-6-3 1-2f		3	0	0	0	1	0	3										
Travis Fryman, R OBP: 0.303, SLG: 0.534		3-2 F9		0-0 FC5-4 1-2f		3-2 G6-3			1-1 HR	4	1	1	1	0	0	1										
Richie Sexson, R OBP: 0.309, SLG: 0.234		2-0 F9		2-2 P7		4-2 G5-4-3 BB			3-3 K	3	0	0	0	1	1	1										
Einar Diaz, R OBP: 0.367, SLG: 0.357		2-2 1B			1-1 P8	1-1 G5-4-3 1-2f			1-2 F2	4	0	1	0	0	0	1										
Inning Stats	R: 2 E: 1 K: 0 S: 13	H: 3 LOB: 1 BB: 0 P: 19	R: 0 E: 0 K: 1 S: 13	H: 1 LOB: 1 BB: 0 P: 23	R: 0 E: 0 K: 1 S: 9	H: 0 LOB: 0 BB: 0 P: 13	R: 0 E: 0 K: 0 S: 9	H: 0 LOB: 1 BB: 1 P: 16	R: 3 E: 0 K: 0 S: 14	H: 3 LOB: 1 BB: 1 P: 27	R: 0 E: 0 K: 0 S: 7	H: 0 LOB: 0 BB: 1 P: 15	R: 0 E: 0 K: 0 S: 6	H: 1 LOB: 0 BB: 0 P: 10	R: 0 E: 0 K: 0 S: 5	H: 0 LOB: 0 BB: 1 P: 15	R: 1 E: 0 K: 1 S: 9	H: 1 LOB: 0 BB: 0 P: 16	1B: 7 2B: 1 3B: 0 HR: 1	SF: 2 SAC: 0 DP: 3 HBP: 0	WP: 1 PB: 0 SB: 0 CS: 0	PA: 37				
PITCHER	IP	WLS	BF	H	R	ER	SO	BB	IBB	HBP	BLK	WP	HR	S	P	ERA	WHIP									
Gil Meche, R ERA: 3.8	(1, 1)	6.0	L	27	7	5	4	1	3	0	0	0	0	65	113	6.00	1.667									
58 Kevin Hodges, R ERA: 3.0	(7, 1)	3.0		10	2	1	1	1	1	0	0	0	0	1	20	41	3.00	1.000								

AB	31
R	6
H	9
RBI	6
BB	4
SO	2
LOB	8



Batter	1	2	3	4	5	6	7	8	9	AB	R	H	RBI	BB	SO	LOB	BOTTOM								
Mike Cameron, R OBP: 0.302, SLG: 0.418	4-1 CS S BB		2-3 K		3-2 G4-6-3 1-2f			2-3 K		3	0	0	0	1	2	3	Cleveland Indians @ Seattle Mariners Safeco Field, Seattle, WA Mon Apr 24 2000, 7:05 PM PDT Att: 30,354 - Cloudy - 56 F								
Stan Javier, S OBP: 0.500, SLG: 0.533	4-1 BB CS BB		1-0 G6-3			4-2 WP BB		2-2 FC6-4 1-2f		2	0	0	0	2	0	1									
Alex Rodriguez, R OBP: 0.476, SLG: 0.645	2-3 K		2-0 G6-3			0-3 K		0-1 G5-3		4	0	0	0	0	2	4									
Edgar Martinez, R OBP: 0.393, SLG: 0.580	4-1 1-2 2-3 BB BB			3-3 K		4-1 G3-6-1 BB		2-2 G5-3		2	0	0	0	2	1	0									
John Olerud, L OBP: 0.506, SLG: 0.617	4-1 1-2 2-3 BB			3-2 G3-1		0-2 G3-6-1 1-2f		2-3 K		3	0	0	0	1	1	2									
Jay Buhner, R OBP: 0.350, SLG: 0.661	1-0 F7			3-3 K			1-2 F8		1-0 G6-3	4	0	0	0	0	1	3									
David Bell, R OBP: 0.212, SLG: 0.270		0-0 F9			0-3 K		0-1 G6-3			3	0	0	0	0	1	0									
Dan Wilson, R OBP: 0.345, SLG: 0.420		2-3 K			0-0 BB 1B		2-3 K			3	0	1	0	0	2	0									
Charles Gipson, R OBP: 0.429, SLG: 0.385		1-3 K			4-1 G4-6-3 BB			0-1 FC6-4 1B		2	0	1	0	1	1	0									
Inning Stats	R: 0 E: 0 K: 1 S: 8	H: 0 LOB: 3 BB: 4 P: 27	R: 0 E: 0 K: 2 S: 8	H: 0 LOB: 0 BB: 0 P: 11	R: 0 E: 0 K: 1 S: 6	H: 0 LOB: 0 BB: 0 P: 11	R: 0 E: 0 K: 2 S: 9	H: 0 LOB: 0 BB: 0 P: 18	R: 0 E: 0 K: 1 S: 8	H: 1 LOB: 1 BB: 1 P: 15	R: 0 E: 0 K: 1 S: 10	H: 0 LOB: 1 BB: 2 P: 18	R: 0 E: 0 K: 1 S: 8	H: 0 LOB: 0 BB: 0 P: 11	R: 0 E: 0 K: 1 S: 10	H: 1 LOB: 0 BB: 0 P: 14	R: 0 E: 0 K: 1 S: 7	H: 0 LOB: 0 BB: 0 P: 12	1B: 2 2B: 0 3B: 0 HR: 0	SF: 0 SAC: 0 DP: 2 HBP: 0	WP: 1 PB: 0 SB: 1 CS: 2	PA: 33			
PITCHER	IP	WLS	BF	H	R	ER	SO	BB	IBB	HBP	BLK	WP	HR	S	P	ERA	WHIP								
Chuck Finley, L ERA: 2.6	(1, 1)	8.0	W	30	2	0	0	10	7	0	0	0	0	67	125	0.00	1.125								
Steve Karsay, R ERA: 1.13	(9, 1)	1.0		3	0	0	0	1	0	0	0	0	0	7	12	0.00	0.000								



Batter	1	2	3	4	5	6	7	8	9	AB	R	H	RBI	BB	SO	LOB	TOP			
Kenny Lofton, L OBP: 0.333, SLG: 0.396 (1, 8)	G4-3	BB 2B BB		K		K			P5	4	1	0	0	1	2	3	Cleveland Indians @ Seattle Mariners Safeco Field, Seattle, WA Tue Apr 25 2000, 7:05 PM PDT Att: 27,579 - Cloudy - 51 F			
Omar Vizquel, S OBP: 0.351, SLG: 0.446 (1, 6)	K	BB 2B BB	G5-3			K			S 1B 1B	4	0	1	0	1	2	2				
Roberto Alomar, S OBP: 0.382, SLG: 0.545 (1, 4)	1B 2B	K			F7		G6-3 1B		S 1B 1B	5	1	3	1	0	1	3				
Manny Ramirez, R OBP: 0.325, SLG: 0.543 (1, 9)	BB 1B 1B	BB 1B			BB		G6-3 1-2		K	4	1	2	3	1	1	3				
Travis Fryman, R OBP: 0.394, SLG: 0.508 Jim Thome, L OBP: 0.306, SLG: 0.591 (9, PH)	1B BB		F8		F9		K		K	3	0	0	0	1	1	1				
David Justice, L OBP: 0.406, SLG: 0.509 (1, 7)	1-3 2H 1B		K		K			G4-3		4	0	1	1	0	2	1				
Richie Sexson, R OBP: 0.305, SLG: 0.235 (1, 3)	G5-3			WP 1B		P4		K		4	0	1	0	0	1	2				
Alex Ramirez, R OBP: 0.250, SLG: 0.375 Jacob Cruz, L OBP: 0.321, SLG: 0.360 Enrique Wilson, S OBP: 0.545, SLG: 0.727 (6, PH)			G6-3	G4-3				F3		2	0	0	0	0	0	1				
Einar Diaz, R OBP: 0.412, SLG: 0.387 (1, 2)		BB 2B 1B			F7				1B WP 1B	3	2	2	0	1	0	0				
Inning Stats	R: 2 E: 0 K: 1 S: 16	H: 3 LOB: 2 BB: 1 P: 33	R: 2 E: 0 K: 1 S: 10	H: 2 LOB: 2 BB: 2 P: 21	R: 0 E: 0 K: 1 S: 10	H: 1 LOB: 1 BB: 0 P: 17	R: 0 E: 0 K: 1 S: 5	H: 0 LOB: 0 BB: 0 P: 8	R: 0 E: 0 K: 1 S: 7	H: 1 LOB: 2 BB: 1 P: 14	R: 0 E: 0 K: 1 S: 10	H: 1 LOB: 0 BB: 0 P: 9	R: 0 E: 0 K: 1 S: 7	H: 0 LOB: 0 BB: 0 P: 10	R: 1 E: 0 K: 2 S: 13	H: 3 LOB: 2 BB: 0 P: 22		1B: 8 2B: 3 3B: 0 HR: 0	SF: 0 SAC: 0 DP: 1 HBP: 0	WP: 2 PB: 0 SB: 2 CS: 0
PITCHER	IP	WLS	BF	H	R	ER	SO	BB	IBB	HBP	BLK	WP	HR	S	P	ERA	WHIP			
John Halama, L ERA: 6.59 (1, 1)	5.0	W	24	6	4	4	5	4	0	0	0	1	0	48	93	7.20	2.000			
Paul Abbott, R ERA: 7.9 (6, 1)	2.0	H	8	2	0	0	3	1	0	0	0	0	0	16	26	0.00	1.500			
Arthur Rhodes, L ERA: 2.25 (8, 1)	1.0	H	3	0	0	0	1	0	0	0	0	0	0	7	10	0.00	0.000			
Kazuhiro Sasaki, R ERA: 4.5 (9, 1)	1.0		6	3	1	1	2	0	0	0	0	1	0	13	22	9.00	3.000			

Batter	1	2	3	4	5	6	7	8	9	AB	R	H	RBI	BB	SO	LOB	BOTTOM			
Mark McLemore, S OBP: 0.329, SLG: 0.250 (1, 4)	G1-3	L8			SH1-4	P5		G4-3		4	0	0	0	0	0	3	Cleveland Indians @ Seattle Mariners Safeco Field, Seattle, WA Tue Apr 25 2000, 7:05 PM PDT Att: 27,579 - Cloudy - 51 F			
Stan Javier, S OBP: 0.492, SLG: 0.560 (1, 7)	F9		G4-3		1B 3B		G6-3	1B		5	1	2	2	0	0	0				
Alex Rodriguez, R OBP: 0.471, SLG: 0.621 (1, 6)	K		G6-3		FC1-5 1B		G1-3 BB	K		4	0	1	1	1	2	1				
John Olerud, L OBP: 0.518, SLG: 0.667 (1, 3)		BB HR 1B		HR	FC1-5		G1-3 BB			3	2	2	1	1	0	1				
Edgar Martinez, R OBP: 0.383, SLG: 0.547 (1, 10)		HR BB	G3-1		K		G1-3			3	1	0	0	1	1	3				
Jay Buhner, R OBP: 0.359, SLG: 0.695 (1, 9)		HR			K		IBB			3	1	1	3	1	2	0				
David Bell, R OBP: 0.203, SLG: 0.258 Tom Lampkin, L OBP: 0.313, SLG: 0.750 Carlos Hernandez, R (8, 5)		P1			G1-3		G6-3	K		3	0	0	0	0	0	0				
Dan Wilson, R OBP: 0.339, SLG: 0.426 (1, 2)		F8			K			G6-3		4	1	1	0	0	1	0				
Mike Cameron, R OBP: 0.333, SLG: 0.439 Charles Gipson, R OBP: 0.400, SLG: 0.357 (7, 8)					SH1-4 3B 1B		S 1B	E4 G4-3 1B		2	1	2	1	1	0	0				
Inning Stats	R: 0 E: 0 K: 1 S: 9	H: 0 LOB: 0 BB: 0 P: 14	R: 3 E: 0 K: 0 S: 15	H: 2 LOB: 1 BB: 2 P: 31	R: 1 E: 0 K: 0 S: 10	H: 1 LOB: 0 BB: 0 P: 21	R: 0 E: 0 K: 2 S: 10	H: 0 LOB: 0 BB: 0 P: 14	R: 2 E: 0 K: 1 S: 13	H: 3 LOB: 1 BB: 0 P: 21	R: 1 E: 0 K: 1 S: 16	H: 2 LOB: 1 BB: 0 P: 22	R: 0 E: 0 K: 1 S: 17	H: 0 LOB: 3 BB: 3 P: 28	R: 1 E: 1 K: 1 S: 10	H: 1 LOB: 1 BB: 0 P: 15		1B: 5 2B: 1 3B: 1 HR: 2	SF: 0 SAC: 1 DP: 0 HBP: 0	WP: 0 PB: 0 SB: 2 CS: 0
PITCHER	IP	WLS	BF	H	R	ER	SO	BB	IBB	HBP	BLK	WP	HR	S	P	ERA	WHIP			
Charles Nagy, R ERA: 7.33 (1, 1)	4.1	L	21	6	6	6	3	2	0	0	0	0	0	51	94	12.46	1.846			
Bobby Witt, R ERA: 3.72 (5, 1)	2.1		12	2	1	1	2	2	1	0	0	0	0	33	49	3.86	1.714			
Tom Martin, L ERA: 2.35 (7, 1)	0.1		1	0	0	0	1	0	0	0	0	0	0	6	8	0.00	0.000			
Steve Reed, R ERA: 11.81 (8, 1)	1.0		5	1	1	0	1	0	0	0	0	0	0	10	15	0.00	1.000			



Batter	1	2	3	4	5	6	7	8	9	10	AB	R	H	RBI	BB	SO	LOB	TOP				
Kenny Lofton, L OBP: 0.328, SLG: 0.393 Jacob Cruz, L OBP: 0.345, SLG: 0.385	G5-3		1B		K		SF7		SH5-3	1B	3	0	1	1	0	1	0	Cleveland Indians @ Seattle Mariners Safeco Field, Seattle, WA Wed Apr 26 2000, 3:35 PM PDT Att: 37,086 - Cloudy - 52 F				
Omar Vizquel, S OBP: 0.388, SLG: 0.448	CS		1B			G6-3	BB		BB	BB	2	0	1	0	4	0	0					
Roberto Alomar, S OBP: 0.366, SLG: 0.514	K		L7			S	F5		P5	P6	6	1	1	0	0	1	9					
Manny Ramirez, R OBP: 0.341, SLG: 0.581	CS	FC6-4	F8			1B	BB	HR	L9		4	1	2	1	1	0	4					
David Justice, L OBP: 0.392, SLG: 0.484			K		P4		BB			K	5	0	1	1	0	2	1					
Richie Sexson, R OBP: 0.313, SLG: 0.236		FC6-4			P6		1B		G6-3	1B	4	1	1	0	1	0	2					
Jim Thome, L OBP: 0.299, SLG: 0.563		BB			F7					1B	5	0	1	0	0	1	5					
Enrique Wilson, S OBP: 0.500, SLG: 0.688		FC6-4				G5-3			F7	1B	5	2	2	0	0	0	3					
Einar Diaz, R OBP: 0.421, SLG: 0.429					P5		P2		SH3-4	1B	4	0	2	1	0	0	0					
Inning Stats	R: 0 E: 0 K: 1 S: 11	H: 0 LOB: 0 BB: 1 P: 19	R: 0 E: 0 K: 1 S: 11	H: 1 LOB: 2 BB: 1 P: 21	R: 0 E: 0 K: 0 S: 18	H: 2 LOB: 2 BB: 0 P: 25	R: 0 E: 0 K: 0 S: 4	H: 0 LOB: 0 BB: 0 P: 7	R: 0 E: 0 K: 1 S: 6	H: 0 LOB: 0 BB: 0 P: 9	R: 1 E: 0 K: 1 S: 11	H: 2 LOB: 2 BB: 1 P: 22	R: 1 E: 0 K: 0 S: 10	H: 2 LOB: 1 BB: 0 P: 17	R: 0 E: 0 K: 0 S: 13	H: 1 LOB: 2 BB: 1 P: 18	R: 2 E: 0 K: 1 S: 17		H: 4 LOB: 3 BB: 1 P: 26	1B: 10 2B: 2 3B: 0 HR: 1	SF: 1 SAC: 2 DP: 0 HBP: 0	WP: 0 PB: 0 SB: 1 CS: 1
PITCHER	IP	WLS	BF	H	R	ER	SO	BB	IBB	HBP	BLK	WP	HR	S	P	ERA	WHIP					
37 Robert Ramsey, L ERA: 1.5	6.0		25	5	1	1	4	3	0	0	0	0	0	61	103	1.50	1.333					
Jose Mesa, R ERA: 5.25	2.0		10	3	2	2	0	1	0	0	0	0	1	21	35	9.00	2.000					
Jose Paniagua, R ERA: 4.38	1.0		5	1	0	0	0	1	0	0	0	0	0	13	18	0.00	2.000					
Arthur Rhodes, L ERA: 4.0	1.0	L	8	4	2	2	1	1	0	0	0	0	0	17	26	18.00	5.000					

Batter	1	2	3	4	5	6	7	8	9	10	AB	R	H	RBI	BB	SO	LOB	BOTTOM						
Mark McLemore, S OBP: 0.322, SLG: 0.236	S		L9			P6		K		F7	4	0	0	0	1	1	2	Cleveland Indians @ Seattle Mariners Safeco Field, Seattle, WA Wed Apr 26 2000, 3:35 PM PDT Att: 37,086 - Cloudy - 52 F						
Stan Javier, S OBP: 0.471, SLG: 0.527	G5-3				G6-3		HR		G3	FC4-6	5	1	1	0	0	0	2							
Alex Rodriguez, R OBP: 0.473, SLG: 0.652	P6				G6-3		HR		1B	BB	3	2	1	2	1	0	1							
John Olerud, L OBP: 0.406, SLG: 0.642 Carlos Hernandez, R OBP: 0.333, SLG: 0.370	K				F8		G4-1		1B	CS	4	0	1	0	0	1	1							
Jay Buhner, R OBP: 0.382, SLG: 0.689		G4-6-3			G6-3		G4-6-3		CS	HBP	2	0	1	1	2	0	0							
Tom Lamkin, L OBP: 0.300, SLG: 0.632		G4-6-3			P6		G4-6-3		CS	HBP	3	0	0	0	0	0	2							
David Bell, R OBP: 0.205, SLG: 0.257					K				FC2-6	K	4	0	1	0	0	2	3							
Raul Ibanez, L OBP: 0.333, SLG: 0.370			F8			G5-3		FC2-6		FC4-6	3	0	0	0	1	0	1							
Charles Gipson, R OBP: 0.353, SLG: 0.313 Edgar Martinez, R OBP: 0.377, SLG: 0.537 Mike Cameron, R OBP: 0.333, SLG: 0.439 Dan Wilson, R OBP: 0.333, SLG: 0.418					K		K		G4-3	P6	2	0	0	0	0	2	0							
Inning Stats	R: 0 E: 0 K: 1 S: 6	H: 0 LOB: 1 BB: 1 P: 15	R: 0 E: 0 K: 0 S: 6	H: 0 LOB: 0 BB: 1 P: 14	R: 0 E: 0 K: 1 S: 8	H: 0 LOB: 0 BB: 0 P: 13	R: 0 E: 0 K: 0 S: 11	H: 0 LOB: 0 BB: 0 P: 16	R: 0 E: 0 K: 1 S: 10	H: 0 LOB: 0 BB: 0 P: 17	R: 0 E: 0 K: 1 S: 8	H: 0 LOB: 0 BB: 0 P: 12	R: 0 E: 0 K: 1 S: 9	H: 2 LOB: 1 BB: 0 P: 21	R: 0 E: 0 K: 1 S: 8	H: 1 LOB: 1 BB: 0 P: 13	R: 1 E: 0 K: 1 S: 13		H: 2 LOB: 2 BB: 1 P: 23	R: 0 E: 0 K: 0 S: 12	H: 0 LOB: 1 BB: 1 P: 21	1B: 4 2B: 0 3B: 0 HR: 1	SF: 0 SAC: 0 DP: 2 HBP: 1	WP: 0 PB: 0 SB: 1 CS: 3
PITCHER	IP	WLS	BF	H	R	ER	SO	BB	IBB	HBP	BLK	WP	HR	S	P	ERA	WHIP							
Jaret Wright, R ERA: 3.38	7.0		24	2	2	2	4	3	0	0	0	0	0	58	108	2.57	0.714							
Steve Karsay, R ERA: 1.0	1.0	H	4	1	0	0	1	0	0	0	0	0	0	8	13	0.00	1.000							
Paul Shuey, R ERA: 0.66	2.0	W	10	2	1	1	1	2	0	1	0	0	0	25	44	4.50	2.000							



Batter	1	2	3	4	5	6	7	8	9	AB	R	H	RBI	BB	SO	LOB	TOP								
Jose Offerman, S (1, 4) OBP: 0.309, SLG: 0.288	G4-3			G6-3		G4-3		G1-3 HBP		3	0	0	0	0	0	1	Boston Red Sox @ Cleveland Indians Jacobs Field, Cleveland, OH Sun Apr 30 2000, 1:05 PM EDT Att: 42,065 - Sunny - 52 F								
Trot Nixon, L (1, 9) OBP: 0.383, SLG: 0.592	K			G3-1		G1-3 1B		G1-3		4	0	1	1	0	1	1									
Brian Daubach, L (1, 3) OBP: 0.444, SLG: 0.646	G3-1			F8		G1-3 1B		K		4	0	1	0	0	1	1									
Nomar Garciaparra, R (1, 6) OBP: 0.409, SLG: 0.494		G5-3			K	K		P6		4	0	0	0	0	2	3									
Troy O'Leary, L (1, 7) OBP: 0.273, SLG: 0.407		F8			G6-3			G3-1		4	0	1	0	0	0	0									
Carl Everett, S (1, 8) OBP: 0.400, SLG: 0.704		F8			L8			G4-3		4	0	1	0	0	0	1									
Mike Stanley, R (1, 10) OBP: 0.384, SLG: 0.458				G6-3		F7		HR		4	1	1	1	0	1	2									
Jason Varitek, S (1, 2) OBP: 0.444, SLG: 0.492				G4-3		G4-3 SH3-4 1B		1B		3	1	2	0	1	0	0									
Manny Alexander, R (1, 5) OBP: 0.219, SLG: 0.323				L8		SH3-4		K		3	0	0	0	0	2	3									
Inning Stats	R: 0 E: 0 K: 1 S: 8	H: 0 LOB: 0 BB: 0 P: 14	R: 0 E: 0 K: 0 S: 4	H: 0 LOB: 0 BB: 0 P: 5	R: 0 E: 0 K: 0 S: 10	H: 0 LOB: 0 BB: 0 P: 15	R: 0 E: 0 K: 0 S: 4	H: 0 LOB: 0 BB: 0 P: 9	R: 0 E: 0 K: 1 S: 11	H: 1 LOB: 1 BB: 0 P: 15	R: 1 E: 0 K: 1 S: 13	H: 3 LOB: 2 BB: 0 P: 21	R: 1 E: 0 K: 1 S: 9	H: 2 LOB: 1 BB: 0 P: 13	R: 0 E: 0 K: 1 S: 5	H: 0 LOB: 1 BB: 0 P: 9	R: 0 E: 0 K: 2 S: 11	H: 1 LOB: 2 BB: 1 P: 20	1B: 5 2B: 1 3B: 0 HR: 1	SF: 0 SAC: 1 DP: 0 HBP: 1	WP: 0 PB: 0 SB: 1 CS: 0	PA: 36			
PITCHER	IP	WLS	BF	H	R	ER	SO	BB	IBB	HBP	BLK	WP	HR	S	P	ERA	WHIP								
Charles Nagy, R (1, 1) ERA: 6.03	8.0	L	31	6	2	2	5	0	0	1	0	0	1	64	101	2.25	0.750								
Sean DePaula, R (9, 1) ERA: 15.0	1.0	S	5	1	0	0	2	0	1	0	0	0	0	11	20	0.00	1.000								

Batter	1	2	3	4	5	6	7	8	9	AB	R	H	RBI	BB	SO	LOB	BOTTOM								
Jolbert Cabrera, R (1, 8) OBP: 0.250, SLG: 0.250	P3				G5-3					4	0	1	0	0	0	3	Boston Red Sox @ Cleveland Indians Jacobs Field, Cleveland, OH Sun Apr 30 2000, 1:05 PM EDT Att: 42,065 - Sunny - 52 F								
Mark Whiten, S (9, FH)				L4						0	0	0	0	1	0	0									
Omar Vizquel, S (1, 6) OBP: 0.333, SLG: 0.380	F9			K						5	0	0	0	0	2	5									
Roberto Alomar, S (1, 4) OBP: 0.347, SLG: 0.464	K			F7						4	0	0	0	0	1	3									
Manny Ramirez, R (1, 9) OBP: 0.340, SLG: 0.541		K								4	0	1	0	0	1	1									
David Justice, L (1, 7) OBP: 0.384, SLG: 0.444		K			F7					2	0	0	0	2	1	1									
Jim Thome, L (1, 10) OBP: 0.310, SLG: 0.544					P4					3	0	1	0	1	1	3									
Travis Fryman, R (1, 5) OBP: 0.366, SLG: 0.514					K					4	0	0	0	0	3	6									
Richie Sexson, R (1, 3) OBP: 0.320, SLG: 0.292					L8					3	1	1	1	1	1	0									
Einar Diaz, R (1, 2) OBP: 0.396, SLG: 0.467					G5-3					4	0	2	0	0	1	0									
Inning Stats	R: 0 E: 0 K: 1 S: 6	H: 0 LOB: 0 BB: 0 P: 9	R: 0 E: 0 K: 3 S: 10	H: 1 LOB: 1 BB: 0 P: 13	R: 0 E: 0 K: 1 S: 17	H: 1 LOB: 2 BB: 1 P: 24	R: 0 E: 0 K: 1 S: 9	H: 1 LOB: 1 BB: 0 P: 11	R: 0 E: 0 K: 1 S: 7	H: 1 LOB: 1 BB: 0 P: 11	R: 0 E: 0 K: 1 S: 11	H: 0 LOB: 2 BB: 2 P: 22	R: 0 E: 0 K: 2 S: 11	H: 1 LOB: 1 BB: 0 P: 16	R: 0 E: 0 K: 1 S: 9	H: 0 LOB: 2 BB: 1 P: 18	R: 1 E: 1 K: 0 S: 9	H: 1 LOB: 1 BB: 1 P: 17	1B: 3 2B: 2 3B: 0 HR: 1	SF: 0 SAC: 0 DP: 0 HBP: 1	WP: 0 PB: 0 SB: 3 CS: 0	PA: 39			
PITCHER	IP	WLS	BF	H	R	ER	SO	BB	IBB	HBP	BLK	WP	HR	S	P	ERA	WHIP								
Pedro Martinez, R (1, 1) ERA: 1.27	7.0	W	30	5	0	0	10	3	0	1	0	0	1	71	107	0.00	1.143								
Derek Lowe, R (8, 1) ERA: 1.29	2.0	S	9	1	1	1	1	2	0	0	0	0	1	18	34	4.50	1.500								

Batter	1	2	3	4	5	6	7	8	9	AB	R	H	RBI	BB	SO	LOB	TOP											
Ricky Ledee, L (1, 7) OBP: 0.309, SLG: 0.333	1-1 G4-3 1B		0-0 FC5-4 2 CS		2-3 K		3-1 HR			4	1	2	1	0	1	2	New York Yankees @ Cleveland Indians Jacobs Field, Cleveland, OH Tue May 02 2000, 7:05 PM EDT Att: 42,801 - Cloudy - 57 F											
2 Derek Jeter, R (1, 6) OBP: 0.375, SLG: 0.469	1-1 G6-3		1-2 F8		4-0 IBB		2-3 K			3	0	0	0	1	1	2												
Paul O'Neill, L (1, 9) OBP: 0.369, SLG: 0.387	2-2 G4-3			0-0 P6	2-2 L6-4		2-2 F9			4	0	0	0	0	0	3												
Bernie Williams, S (1, 8) OBP: 0.367, SLG: 0.588	0-0 F8			2-1 HR		2-3 K		3-1 G6-3		4	1	1	1	0	1	1												
Tino Martinez, L (1, 3) OBP: 0.379, SLG: 0.516		2-0 1B		3-1 F2		2-0 G3-1		3-3 K		4	0	1	0	0	1	0												
Shane Spencer, R (1, 10) OBP: 0.271, SLG: 0.438	1-0 1B			2-2 F7		0-1 20 FC6 WP 1B		0-0 F7		4	0	2	0	0	0	0												
Scott Brosius, R (1, 5) OBP: 0.379, SLG: 0.385	0-1 F8				0-1 2B 1B	4-1 20 FC6 BB		0-3 K		3	1	1	0	1	1	1												
Chris Turner, R (1, 2) OBP: 0.500, SLG: 1.000					0-1 2B	1-0 FC6		3-3 K		2	1	1	0	0	1	1												
20 Jorge Posada, S (6, PH) OBP: 0.413, SLG: 0.638					1-3 2B	1-2 2-3		3-3 K		2	0	0	0	0	1	2												
Wilson Delgado, S (1, 4) OBP: 0.353, SLG: 0.333			1-1 FC5-4 1B		1-2 L6-4 2B		3-1 G3-1		3-2 G4-3		4	0	2	2	0	0												
Inning Stats	R: 0 E: 0 K: 0 S: 8	H: 1 LOB: 1 BB: 0 P: 12	R: 0 E: 0 K: 1 S: 9	H: 2 LOB: 1 BB: 0 P: 15	R: 0 E: 0 K: 0 S: 6	H: 1 LOB: 0 BB: 0 P: 8	R: 1 E: 0 K: 0 S: 9	H: 1 LOB: 0 BB: 0 P: 16	R: 2 E: 0 K: 1 S: 16	H: 3 LOB: 1 BB: 1 P: 25	R: 0 E: 0 K: 1 S: 8	H: 1 LOB: 0 BB: 0 P: 17	R: 1 E: 0 K: 1 S: 12	H: 1 LOB: 0 BB: 0 P: 22	R: 0 E: 0 K: 1 S: 7	H: 0 LOB: 0 BB: 0 P: 13	R: 0 E: 0 K: 2 S: 9	H: 0 LOB: 0 BB: 0 P: 15	1B: 6 2B: 3 3B: 0 HR: 2	SF: 0 SAC: 0 DP: 1 HBP: 0	WP: 1 PB: 0 CS: 1	PA: 36						
PITCHER	IP	WLS	BF	H	R	ER	SO	BB	IBB	HBP	BLK	WP	HR	S	P	ERA	WHIP											
Bobby Witt, R (1, 1) ERA: 4.61	4.0	L	18	8	3	3	1	0	0	0	0	0	1	0	14	30	6.75	2.000										
Tom Martin, L (5, 1) ERA: 1.53	1.2		7	1	0	0	2	1	1	0	0	1	0	14	30	0.00	1.200											
Steve Reed, R (6, 1) ERA: 11.37	1.0		4	1	1	1	1	0	0	0	0	0	0	1	9	18	9.00	1.000										
Ricardo Rincon, L (7, 1) ERA:	1.0		3	0	0	0	1	0	0	0	0	0	0	10	18	0.00	0.000											
Sean DePaula, R (8, 1) ERA: 10.38	1.1		4	0	0	0	2	0	0	0	0	0	0	10	16	0.00	0.000											

Batter	1	2	3	4	5	6	7	8	9	AB	R	H	RBI	BB	SO	LOB	BOTTOM										
Jolbert Cabrera, R (1, 8) OBP: 0.200, SLG: 0.111	1-0 G5-3			3-2 L6	3-2 F8			1-2 1B		3	0	0	0	0	0	3	New York Yankees @ Cleveland Indians Jacobs Field, Cleveland, OH Tue May 02 2000, 7:05 PM EDT Att: 42,801 - Cloudy - 57 F										
Mark Whiten, S (8, PH) OBP: 1.000, SLG: 1.000										1	0	1	0	0	0	0											
Omar Vizquel, S (1, 6) OBP: 0.317, SLG: 0.356	2-2 G5-3			1-1 G6-3		2-1 G6-3		2-1 F9		4	0	0	0	0	0	1											
Roberto Alomar, S (1, 4) OBP: 0.330, SLG: 0.429	3-2 G5-3			3-2 P3		0-3 K		0-0 F7		4	0	0	0	0	1	1											
Manny Ramirez, R (1, 9) OBP: 0.324, SLG: 0.505		3-1 G4-3			2-1 1B BB 1B	3-3 K		1-2 G1-3		4	1	1	0	0	1	0											
Jim Thome, L (1, 10) OBP: 0.316, SLG: 0.575	1-0 P3			2-3 K			3-2 1B	1-1 G3		4	0	1	0	0	1	1											
Travis Fryman, R (1, 5) OBP: 0.389, SLG: 0.519	0-1 G4-3				4-0 BB 1B BB	2-3 K	2-3 K	1-2 E6 1B		3	1	1	0	1	1	1											
Richie Sexson, R (1, 3) OBP: 0.301, SLG: 0.274			2-0 G5-3		1-2 BB 1B		2-3 K	1-2 E6 1B		4	0	1	0	0	1	2											
Alex Ramirez, R (1, 7) OBP: 0.300, SLG: 0.333			2-0 G4-3		4-1 BB BB		1-2 F8	2-2 1B		1	0	0	1	1	0	0											
David Justice, L (7, PH) OBP: 0.390, SLG: 0.436					1-2 2-3 3-H			1-2 2-H		2	0	1	1	0	0	1											
Einar Diaz, R (1, 2) OBP: 0.358, SLG: 0.420			3-1 G6-3		1-2 F2		0-2 G6-3	0-3 K		3	0	0	0	0	0	3											
Enrique Wilson, S (8, PH) OBP: 0.471, SLG: 0.647										1	0	0	0	0	1	2											
Inning Stats	R: 0 E: 0 K: 0 S: 8	H: 0 LOB: 0 BB: 0 P: 14	R: 0 E: 0 K: 0 S: 5	H: 0 LOB: 0 BB: 0 P: 9	R: 0 E: 0 K: 0 S: 4	H: 0 LOB: 0 BB: 0 P: 11	R: 0 E: 0 K: 0 S: 15	H: 0 LOB: 0 BB: 0 P: 22	R: 1 E: 0 K: 1 S: 19	H: 2 LOB: 3 BB: 2 P: 36	R: 0 E: 0 K: 2 S: 9	H: 0 LOB: 0 BB: 0 P: 14	R: 0 E: 0 K: 2 S: 14	H: 1 LOB: 1 BB: 0 P: 22	R: 0 E: 0 K: 0 S: 9	H: 1 LOB: 1 BB: 0 P: 12	R: 1 E: 1 K: 1 S: 19	H: 2 LOB: 2 BB: 0 P: 25	1B: 6 2B: 0 3B: 0 HR: 0	SF: 0 SAC: 0 DP: 0 HBP: 0	WP: 0 PB: 0 CS: 0	PA: 36					
PITCHER	IP	WLS	BF	H	R	ER	SO	BB	IBB	HBP	BLK	WP	HR	S	P	ERA	WHIP										
Andy Pettitte, L (1, 1) ERA: 3.38	6.0	W	23	3	1	1	3	2	0	0	0	0	0	65	114	1.50	0.833										
Jeff Nelson, R (7, 1) ERA: 1.55	2.0	H	7	1	0	0	2	0	0	0	0	0	0	18	26	0.00	0.500										
42 Mariano Rivera, R (9, 1) ERA: 2.45	1.0	S	6	2	1	0	1	0	0	0	0	0	0	19	25	0.00	2.000										

AB	34
R	4
H	10
RBI	4
BB	2
SO	7
LOB	12



Batter	1	2	3	4	5	6	7	8	9	AB	R	H	RBI	BB	SO	LOB	TOP				
Ricky Ledee, L (1, 7) OBP: 0.315, SLG: 0.355	G1-3		K2-3		G2-3			2B 1B	2-1 2B	5	1	2	1	0	1	2					
2 Derek Jeter, R (1, 6) OBP: 0.395, SLG: 0.471	3B 1B		K			G6-3		2B 1B	4-2 BB	4	2	2	0	1	1	0					
Paul O'Neill, L (1, 9) OBP: 0.361, SLG: 0.388	K			F8		G3		G4-3 1-3 2-H	F9	5	0	1	1	0	1	3					
Bernie Williams, S (1, 8) OBP: 0.363, SLG: 0.594	1-H 3B			F9		K		G4-3		4	0	1	2	0	1	1					
Tino Martinez, L (1, 3) OBP: 0.364, SLG: 0.495	K			L3				G4-3 2-3 3-H		4	0	0	0	0	2	2					
20 Jorge Posada, S (1, 2) OBP: 0.396, SLG: 0.607		K			G6-3				1-3 K	4	0	0	0	0	2	0					
Shane Spencer, R (1, 10) OBP: 0.281, SLG: 0.500		G5-3			G3-1		HR		3-2 1B 3B	4	2	2	1	0	0	0					
Scott Brosius, R (1, 5) OBP: 0.394, SLG: 0.379		K					BB		0-0 2B 1B	3	1	1	1	1	2	0					
Wilson Delgado, S (1, 4) OBP: 0.333, SLG: 0.278				G6-3			BB	G4-3	F8	3	0	0	0	1	0	1					
Inning Stats	R: 1 E: 0 K: 2 S: 13	H: 2 LOB: 1 BB: 0 P: 21	R: 0 E: 0 K: 2 S: 17	H: 0 LOB: 0 BB: 0 P: 24	R: 0 E: 0 K: 2 S: 7	H: 0 LOB: 0 BB: 0 P: 11	R: 0 E: 0 K: 0 S: 6	H: 0 LOB: 0 BB: 2 P: 8	R: 0 E: 0 K: 0 S: 10	H: 0 LOB: 2 BB: 2 P: 21	R: 1 E: 0 K: 1 S: 10	H: 1 LOB: 0 BB: 0 P: 13	R: 2 E: 0 K: 1 S: 14	H: 3 LOB: 1 BB: 0 P: 24	R: 2 E: 0 K: 1 S: 15	H: 3 LOB: 2 BB: 1 P: 26	1B: 4 2B: 2 3B: 2 HR: 1	SF: 0 SAC: 0 DP: 0 HBP: 0	WP: 0 PB: 0 SB: 1 CS: 1	PA: 39	
PITCHER	IP WLS BF H R ER SO BB IBB HBP BLK WP HR S P ERA WHIP	IP WLS BF H R ER SO BB IBB HBP BLK WP HR S P ERA WHIP	IP WLS BF H R ER SO BB IBB HBP BLK WP HR S P ERA WHIP	IP WLS BF H R ER SO BB IBB HBP BLK WP HR S P ERA WHIP	IP WLS BF H R ER SO BB IBB HBP BLK WP HR S P ERA WHIP	IP WLS BF H R ER SO BB IBB HBP BLK WP HR S P ERA WHIP	IP WLS BF H R ER SO BB IBB HBP BLK WP HR S P ERA WHIP	IP WLS BF H R ER SO BB IBB HBP BLK WP HR S P ERA WHIP	IP WLS BF H R ER SO BB IBB HBP BLK WP HR S P ERA WHIP	IP WLS BF H R ER SO BB IBB HBP BLK WP HR S P ERA WHIP	IP WLS BF H R ER SO BB IBB HBP BLK WP HR S P ERA WHIP	IP WLS BF H R ER SO BB IBB HBP BLK WP HR S P ERA WHIP	IP WLS BF H R ER SO BB IBB HBP BLK WP HR S P ERA WHIP	IP WLS BF H R ER SO BB IBB HBP BLK WP HR S P ERA WHIP	IP WLS BF H R ER SO BB IBB HBP BLK WP HR S P ERA WHIP	IP WLS BF H R ER SO BB IBB HBP BLK WP HR S P ERA WHIP	IP WLS BF H R ER SO BB IBB HBP BLK WP HR S P ERA WHIP	IP WLS BF H R ER SO BB IBB HBP BLK WP HR S P ERA WHIP	IP WLS BF H R ER SO BB IBB HBP BLK WP HR S P ERA WHIP	IP WLS BF H R ER SO BB IBB HBP BLK WP HR S P ERA WHIP	IP WLS BF H R ER SO BB IBB HBP BLK WP HR S P ERA WHIP
Dave Burba, R (1, 1) ERA: 5.46	7.0	26	3	2	2	8	2	0	0	0	0	0	0	0	14	24	2.57	0.714			
Paul Shuey, R (8, 1) ERA: 2.31	1.0	6	3	2	2	1	0	0	0	0	0	0	0	0	14	24	18.00	3.000			
Steve Karsay, R (9, 1) ERA: 2.31	0.2	6	3	2	2	1	1	0	0	0	0	0	0	14	25	27.00	6.000				
Tom Martin, L (9, 1) ERA: 1.86	0.1	1	0	0	0	0	0	0	0	0	0	0	0	1	1	0.00	0.000				

New York Yankees @ Cleveland Indians
 Jacobs Field, Cleveland, OH
 Wed May 03 2000, 7:05 PM EDT
 Att: 42,837 - Sunny - 55 F

AB 36
 R 6
 H 9
 RBI 6
 BB 3
 SO 10
 LOB 9



Batter	1	2	3	4	5	6	7	8	9	AB	R	H	RBI	BB	SO	LOB	BOTTOM				
Enrique Wilson, S (1, 10) OBP: 0.409, SLG: 0.545	F7		FC3-6 BB	G1-3		1-2 CS 1B		FC6-4		5	0	1	1	0	0	3					
Omar Vizquel, S (1, 6) OBP: 0.330, SLG: 0.367	G3-1 2B		4-1 BB		G6-3	0-1 CS		FC4-6 BB	E4 SH3-4	3	0	1	0	2	0	0					
Roberto Alomar, S (1, 4) OBP: 0.318, SLG: 0.411	G3-1		1-3 K		G1-4-3			FC4-6 1B	SH3-4	4	0	0	0	0	1	4					
Manny Ramirez, R (1, 9) OBP: 0.336, SLG: 0.515	K			4-1 FC3-6 BB	1-0 2B			2-2 1B	F9	4	0	2	0	1	1	2					
Jim Thome, L (1, 3) OBP: 0.310, SLG: 0.549			K	0-1 FC3-6 1B WP	2-2 G4-1			1-3 K	4-0 BB	4	1	0	0	1	2	4					
David Justice, L (1, 7) OBP: 0.371, SLG: 0.422	P6		0-1 P6	3-2 1-H 2B 1B		0-1 P6		G4-3	F8	5	1	1	1	0	0	4					
Mark Whiten, S (1, 8) OBP: 0.714, SLG: 0.750	K			0-0 2-H 1B 2B		4-2 1B WP BB		K		3	2	1	1	1	2	0					
Travis Fryman, R (1, 5) OBP: 0.394, SLG: 0.518			1-0 F8	2-3 K		0-1 WP 1B 1B		1-2 FC4-6 1B		4	1	2	0	0	1	1					
Einar Diaz, R (1, 2) OBP: 0.368, SLG: 0.426			0-1 FC3-6 1B	0-1 S 1B		1-3 K		FC4-6 1B	FC4-6 FC6-4	4	0	2	1	0	1	2					
Inning Stats	R: 0 E: 0 K: 1 S: 11	H: 1 LOB: 0 BB: 0 P: 18	R: 0 E: 0 K: 2 S: 8	H: 0 LOB: 0 BB: 0 P: 9	R: 0 E: 0 K: 1 S: 8	H: 1 LOB: 2 BB: 1 P: 15	R: 3 E: 0 K: 1 S: 15	H: 3 LOB: 1 BB: 1 P: 25	R: 0 E: 0 K: 0 S: 9	H: 1 LOB: 1 BB: 0 P: 17	R: 2 E: 0 K: 1 S: 13	H: 2 LOB: 0 BB: 1 P: 19	R: 0 E: 0 K: 1 S: 15	H: 1 LOB: 1 BB: 0 P: 15	R: 0 E: 1 K: 0 S: 9	H: 0 LOB: 2 BB: 1 P: 15	1B: 7 2B: 3 3B: 0 HR: 0	SF: 0 SAC: 1 DP: 0 HBP: 0	WP: 2 PB: 0 SB: 2 CS: 1	PA: 43	
PITCHER	IP WLS BF H R ER SO BB IBB HBP BLK WP HR S P ERA WHIP	IP WLS BF H R ER SO BB IBB HBP BLK WP HR S P ERA WHIP	IP WLS BF H R ER SO BB IBB HBP BLK WP HR S P ERA WHIP	IP WLS BF H R ER SO BB IBB HBP BLK WP HR S P ERA WHIP	IP WLS BF H R ER SO BB IBB HBP BLK WP HR S P ERA WHIP	IP WLS BF H R ER SO BB IBB HBP BLK WP HR S P ERA WHIP	IP WLS BF H R ER SO BB IBB HBP BLK WP HR S P ERA WHIP	IP WLS BF H R ER SO BB IBB HBP BLK WP HR S P ERA WHIP	IP WLS BF H R ER SO BB IBB HBP BLK WP HR S P ERA WHIP	IP WLS BF H R ER SO BB IBB HBP BLK WP HR S P ERA WHIP	IP WLS BF H R ER SO BB IBB HBP BLK WP HR S P ERA WHIP	IP WLS BF H R ER SO BB IBB HBP BLK WP HR S P ERA WHIP	IP WLS BF H R ER SO BB IBB HBP BLK WP HR S P ERA WHIP	IP WLS BF H R ER SO BB IBB HBP BLK WP HR S P ERA WHIP	IP WLS BF H R ER SO BB IBB HBP BLK WP HR S P ERA WHIP	IP WLS BF H R ER SO BB IBB HBP BLK WP HR S P ERA WHIP	IP WLS BF H R ER SO BB IBB HBP BLK WP HR S P ERA WHIP	IP WLS BF H R ER SO BB IBB HBP BLK WP HR S P ERA WHIP	IP WLS BF H R ER SO BB IBB HBP BLK WP HR S P ERA WHIP	IP WLS BF H R ER SO BB IBB HBP BLK WP HR S P ERA WHIP	IP WLS BF H R ER SO BB IBB HBP BLK WP HR S P ERA WHIP
David Cone, R (1, 1) ERA: 7.63	6.0	28	8	5	5	6	3	0	0	0	0	0	0	0	28	38	0.00	1.500			
Jason Grimsley, R (7, 1) ERA: 2.35	2.0	9	2	0	0	2	1	0	0	0	0	0	0	28	38	0.00	1.500				
42 Mariano Rivera, R (9, 1) ERA: 2.3	1.0	5	0	0	0	0	1	0	0	0	0	0	0	9	15	0.00	1.000				

New York Yankees @ Cleveland Indians
 Jacobs Field, Cleveland, OH
 Wed May 03 2000, 7:05 PM EDT
 Att: 42,837 - Sunny - 55 F

AB 36
 R 5
 H 10
 RBI 4
 BB 5
 SO 8
 LOB 20



Batter	1	2	3	4	5	6	7	8	9	AB	R	H	RBI	BB	SO	LOB	TOP			
Jolbert Cabrera, R OBP: 0.267, SLG: 0.308 (1, 8)										4	1	1	0	1	0	2	Cleveland Indians @ Toronto Blue Jays SkyDome, Toronto, ON Thu May 04 2000, 7:05 PM EDT Att: 16,637 - Dome - 72 F			
Omar Vizquel, S OBP: 0.318, SLG: 0.351 (1, 6)										4	0	0	0	0	1	3				
Roberto Alomar, S OBP: 0.306, SLG: 0.394 (1, 4)										4	0	0	0	0	1	4				
Manny Ramirez, R OBP: 0.351, SLG: 0.520 (1, 9)										3	0	2	0	1	0	0				
Travis Fryman, R OBP: 0.378, SLG: 0.494 (1, 10)										4	0	0	0	0	2	6				
Richie Sexson, R OBP: 0.299, SLG: 0.273 (1, 3)										4	0	1	0	0	1	3				
Enrique Wilson, S OBP: 0.423, SLG: 0.520 (1, 5)										3	0	1	0	1	0	1				
Alex Ramirez, R OBP: 0.286, SLG: 0.308 (1, 7)										4	0	1	0	0	1	2				
Einar Diaz, R OBP: 0.361, SLG: 0.414 (1, 2)										4	0	1	0	0	0	2				
Inning Stats	R: 1 E: 1 K: 1 S: 14	H: 1 LOB: 2 BB: 1 P: 24	R: 0 E: 0 K: 0 S: 4	H: 0 LOB: 0 BB: 0 P: 5	R: 0 E: 0 K: 0 S: 7	H: 2 LOB: 2 BB: 0 P: 9	R: 0 E: 0 K: 1 S: 16	H: 2 LOB: 3 BB: 1 P: 20	R: 0 E: 0 K: 0 S: 12	H: 1 LOB: 2 BB: 1 P: 21	R: 0 E: 0 K: 0 S: 6	H: 0 LOB: 0 BB: 0 P: 10	R: 0 E: 0 K: 1 S: 8	H: 1 LOB: 0 BB: 0 P: 12	R: 0 E: 0 K: 0 S: 9	H: 0 LOB: 0 BB: 0 P: 13	1B: 6 2B: 1 3B: 1 HR: 0	SF: 0 SAC: 0 DP: 1 HBP: 0	WP: 0 PB: 0 SB: 2 CS: 0	PA: 37
PITCHER	IP WLS BF H R ER SO BB IBB HBP BLK WP HR S P ERA WHIP	IP WLS BF H R ER SO BB IBB HBP BLK WP HR S P ERA WHIP																		
David Wells, L ERA: 2.82 (1, 1)	8.0 W 34 7 1 0 6 3 0 0 0 0 0 79 121 0.00 1.250																			
Paul Quantrill, R ERA: 4.7 (9, 1)	1.0 3 0 0 0 0 0 0 0 0 0 0 0 9 13 0.00 0.000																			

AB	34
R	1
H	7
RBI	0
BB	3
SO	6
LOB	23



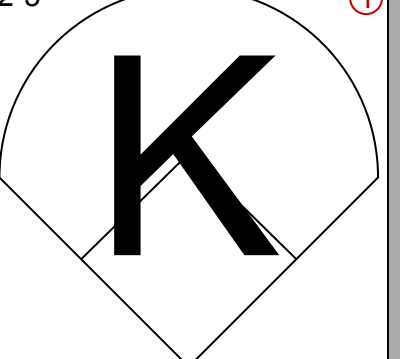
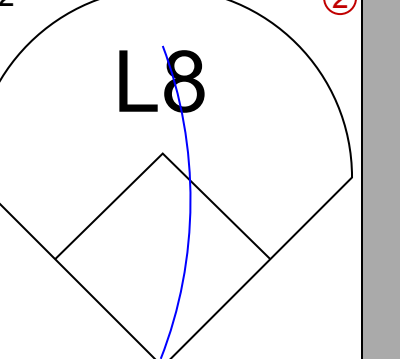
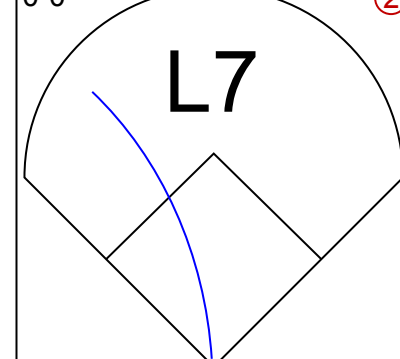
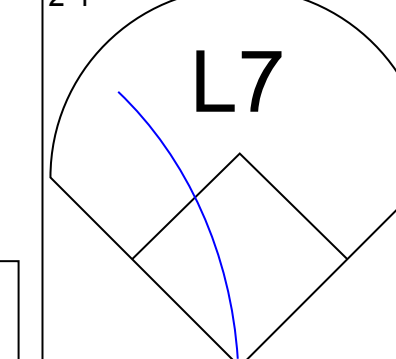
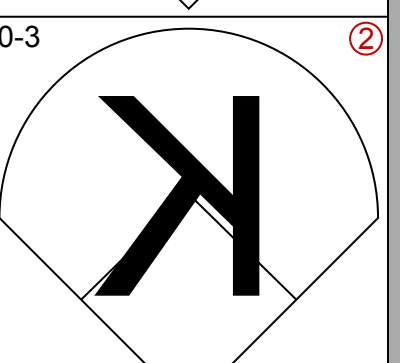
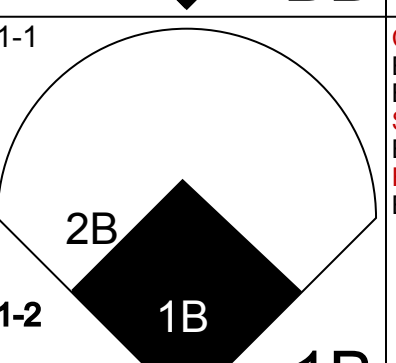
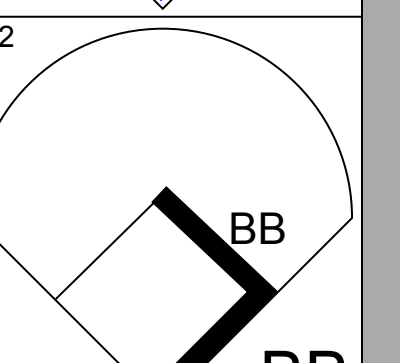
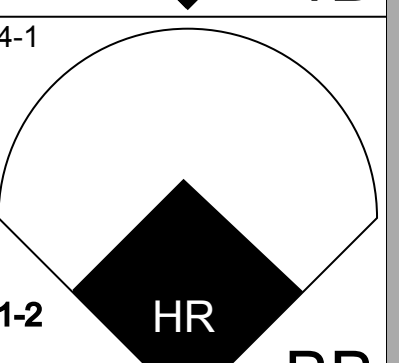
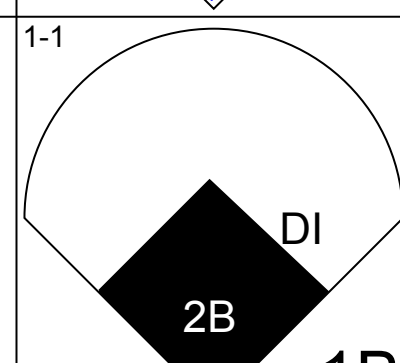
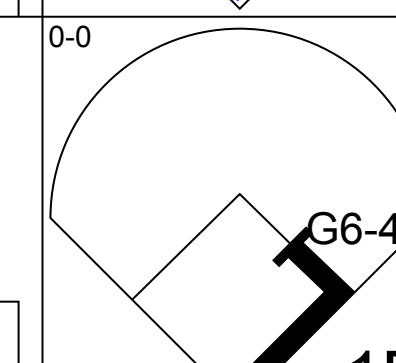
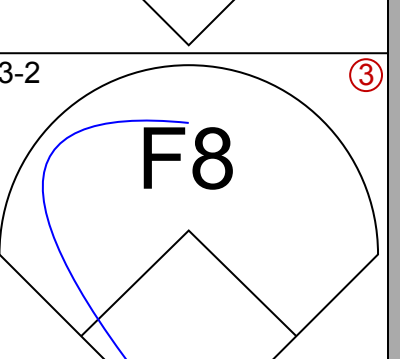
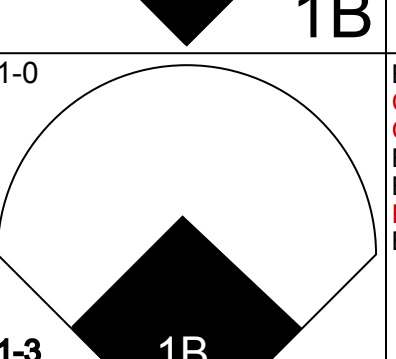
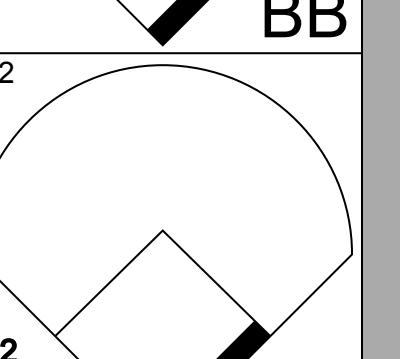
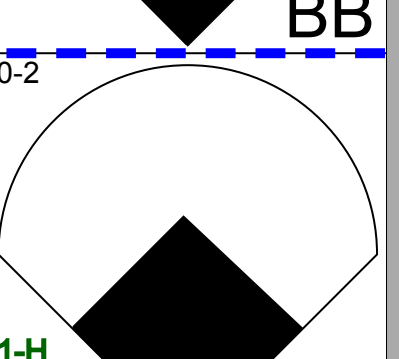
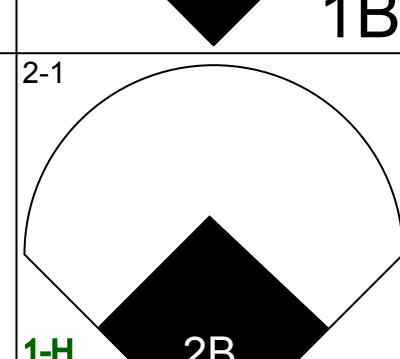
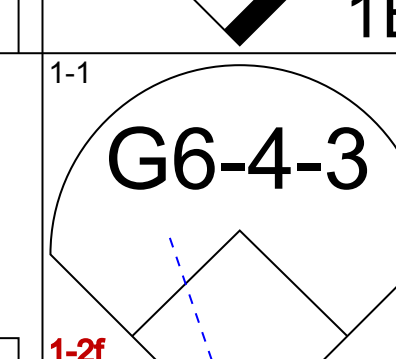
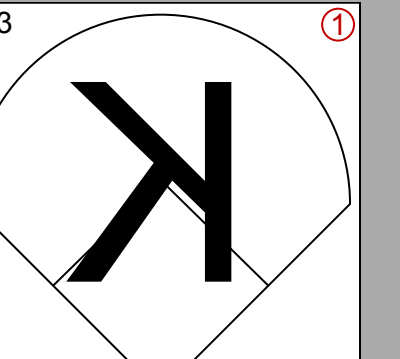
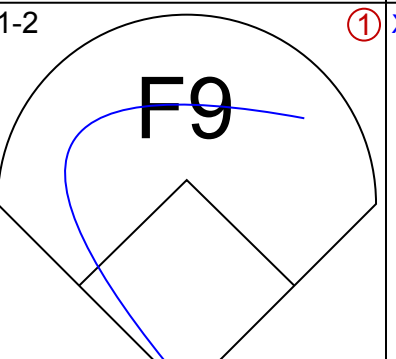
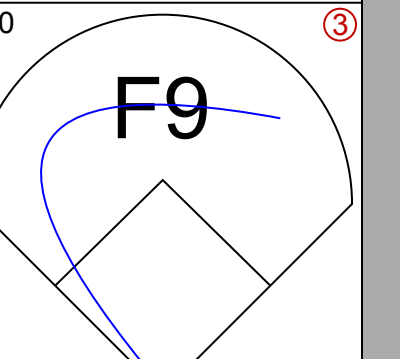
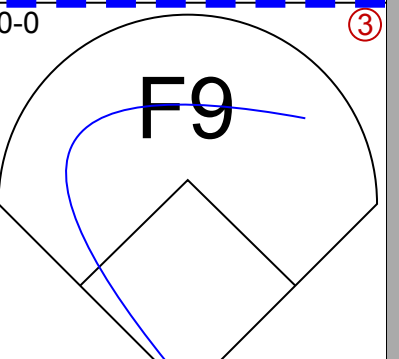
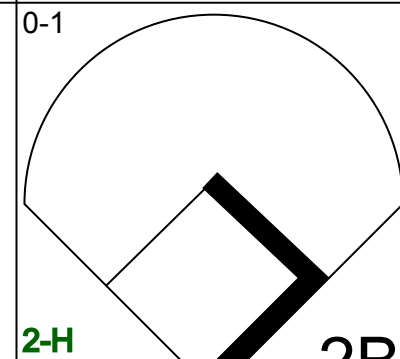


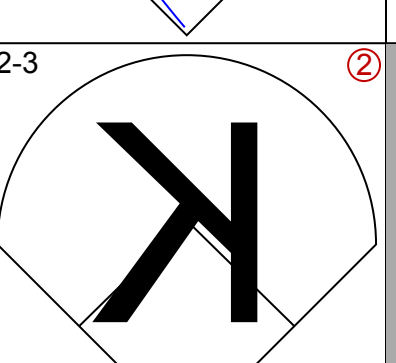
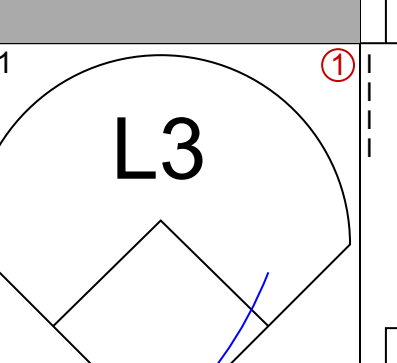
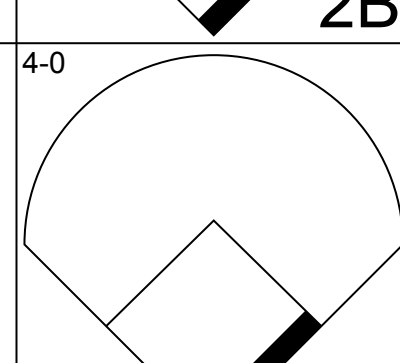


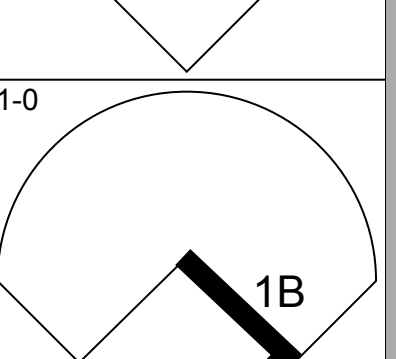

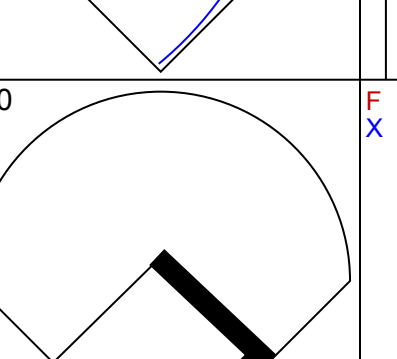
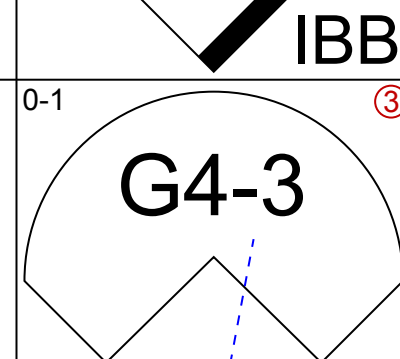

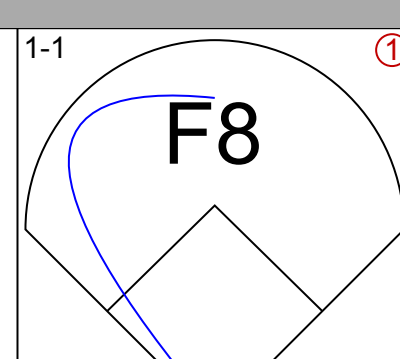
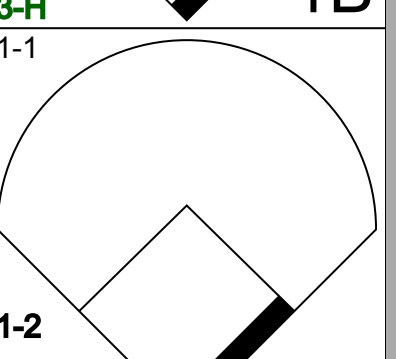
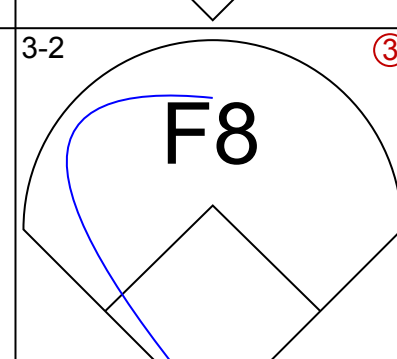
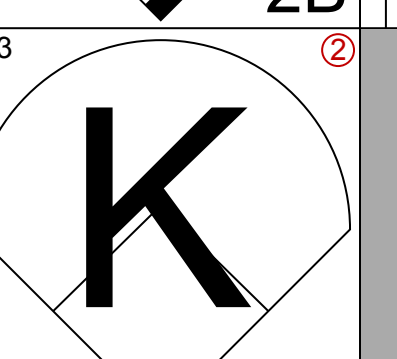
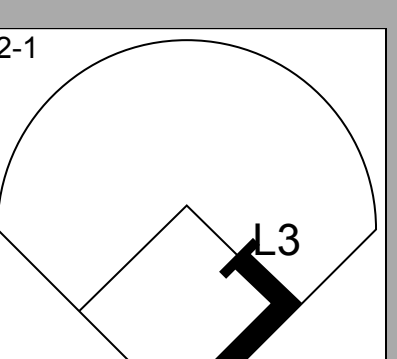

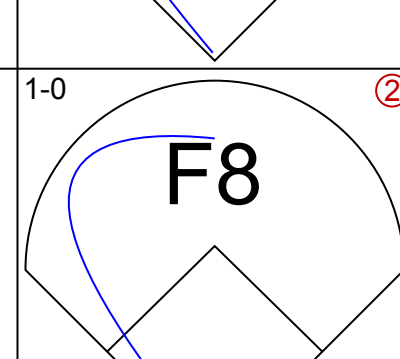
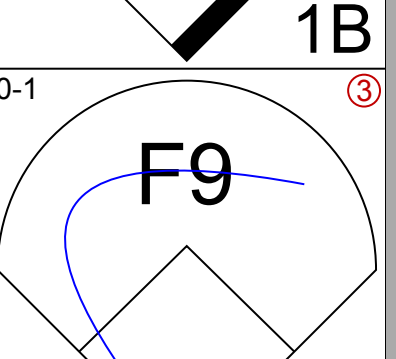
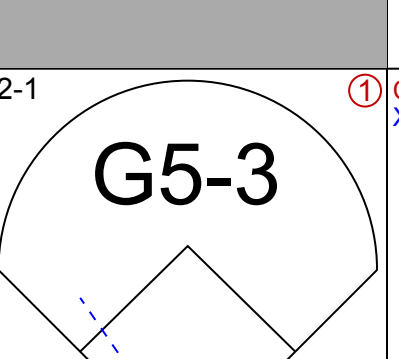
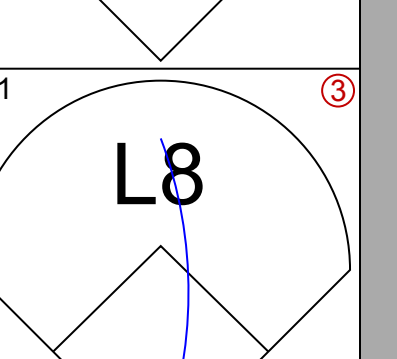
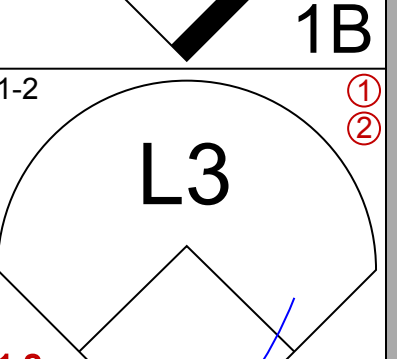

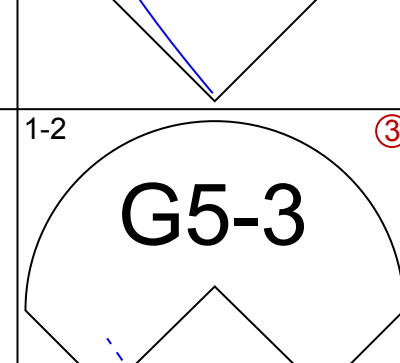
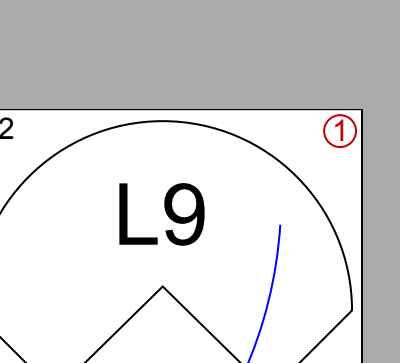
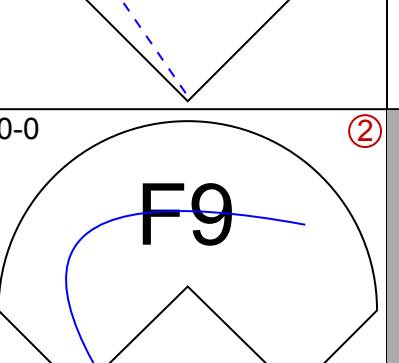
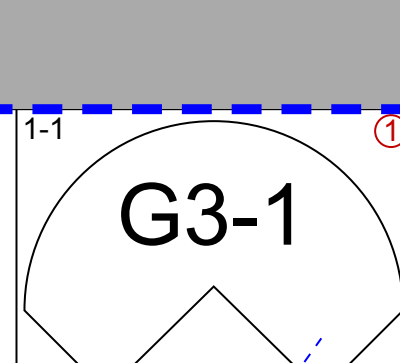
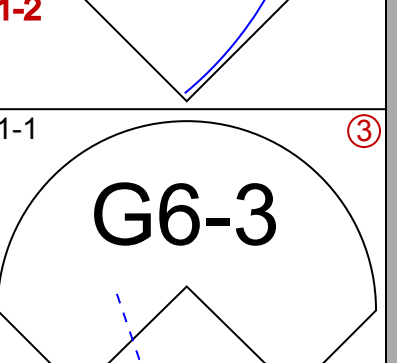

Batter	1	2	3	4	5	6	7	8	9	AB	R	H	RBI	BB	SO	LOB	BOTTOM			
José Cruz Jr., S OBP: 0.326, SLG: 0.548 (1, 8)										4	1	2	2	1	0	1	Cleveland Indians @ Toronto Blue Jays SkyDome, Toronto, ON Thu May 04 2000, 7:05 PM EDT Att: 16,637 - Dome - 72 F			
Homer Bush, R OBP: 0.238, SLG: 0.202 (1, 4)										5	0	2	3	0	1	2				
Raul Mondesi, R OBP: 0.310, SLG: 0.496 (1, 9)										5	0	1	0	0	3	0				
Carlos Delgado, L OBP: 0.436, SLG: 0.645 (1, 3)										3	2	1	1	2	0	3				
Tony Batista, R OBP: 0.325, SLG: 0.576 (1, 5)										3	1	1	0	1	0	0				
Marty Cordova, R OBP: 0.354, SLG: 0.414 (1, 10)										3	1	0	0	1	0	2				
16 Andy Thompson, R OBP: 0.444, SLG: 0.167 (1, 7)										3	2	1	1	1	1	0				
Alex Gonzalez, R OBP: 0.315, SLG: 0.313 (1, 6)										4	1	1	0	0	2	4				
Alberto Castillo, R OBP: 0.297, SLG: 0.333 (1, 2)										3	0	1	0	1	2	4				
Inning Stats	R: 0 E: 0 K: 0 S: 6	H: 0 LOB: 0 BB: 0 P: 13	R: 5 E: 0 K: 2 S: 21	H: 3 LOB: 0 BB: 3 P: 43	R: 0 E: 0 K: 1 S: 5	H: 0 LOB: 0 BB: 0 P: 7	R: 1 E: 0 K: 1 S: 16	H: 2 LOB: 2 BB: 1 P: 24	R: 1 E: 0 K: 1 S: 9	H: 1 LOB: 0 BB: 0 P: 17	R: 0 E: 0 K: 1 S: 9	H: 1 LOB: 1 BB: 0 P: 12	R: 0 E: 0 K: 1 S: 15	H: 0 LOB: 2 BB: 2 P: 27	R: 1 E: 0 K: 2 S: 16	H: 3 LOB: 3 BB: 1 P: 30	1B: 7 2B: 2 3B: 0 HR: 1	SF: 0 SAC: 0 DP: 0 HBP: 0	WP: 1 PB: 0 SB: 0 CS: 1	PA: 41
PITCHER	IP WLS BF H R ER SO BB IBB HBP BLK WP HR S P ERA WHIP	IP WLS BF H R ER SO BB IBB HBP BLK WP HR S P ERA WHIP																		
Chuck Finley, L ERA: 3.79 (1, 1)	5.0 L 24 6 1 0 2 4 0 0 0 0 0 24 104 0.00 2.000																			
Sean DePaula, R ERA: 7.11 (6, 1)	2.0 9 1 0 0 2 2 0 0 0 0 0 0 24 39 0.00 1.500																			
Steve Reed, R ERA: 11.05 (8, 1)	1.0 7 3 1 1 2 1 0 0 0 0 0 0 16 30 9.00 4.000																			

AB	33
R	8
H	10
RBI	7
BB	7
SO	9
LOB	16




Batter	1	2	3	4	5	6	7	8	9	AB R H RBI BB SO LOB	TOP																
Roberto Alomar, S OBP: 0.320, SLG: 0.407 (1, 4)										4 1 1 0 1 0 0	Cleveland Indians @ Toronto Blue Jays SkyDome, Toronto, ON Sat May 06 2000, 1:05 PM EDT Att: 23,730 - Cloudy - 76 F																
Omar Vizquel, S OBP: 0.331, SLG: 0.356 (1, 6)										5 2 3 0 0 0 1																	
David Justice, L OBP: 0.380, SLG: 0.429 (1, 10)										3 1 0 0 2 1 2																	
Manny Ramirez, R OBP: 0.376, SLG: 0.546 (1, 9)										4 1 1 1 1 2 2																	
Jim Thome, L OBP: 0.333, SLG: 0.561 (1, 3)										3 1 0 0 2 3 4																	
Richie Sexson, R OBP: 0.337, SLG: 0.333 (1, 7)										4 2 3 3 0 0 0																	
Travis Fryman, R OBP: 0.358, SLG: 0.464 (1, 5)										4 0 1 2 1 1 4																	
Einar Diaz, R OBP: 0.414, SLG: 0.507 (1, 2)										4 0 2 2 0 1 2																	
Jolbert Cabrera, R OBP: 0.250, SLG: 0.273 (1, 8)										4 0 0 0 0 0 4																	
Inning Stats	R: 4 E: 0 K: 1 S: 16	H: 3 LOB: 1 BB: 2 P: 33	R: 0 E: 0 K: 0 S: 7	H: 1 LOB: 0 BB: 0 P: 11	R: 0 E: 0 K: 3 S: 12	H: 0 LOB: 0 BB: 0 P: 16	R: 0 E: 0 K: 0 S: 7	H: 1 LOB: 1 BB: 0 P: 12	R: 1 E: 0 K: 1 S: 9	H: 2 LOB: 1 BB: 1 P: 16	R: 0 E: 0 K: 2 S: 11	H: 1 LOB: 1 BB: 0 P: 14	R: 0 E: 0 K: 0 S: 7	H: 0 LOB: 0 BB: 0 P: 15	R: 2 E: 0 K: 0 S: 7	H: 2 LOB: 1 BB: 2 P: 19	R: 1 E: 0 K: 1 S: 15	H: 1 LOB: 3 BB: 2 P: 30	1B: 8 2B: 5 3B: 0 HR: 0	SF: 0 SAC: 0 DP: 3 HBP: 1	WP: 0 PB: 0 SB: 2 CS: 0	PA: 43					
PITCHER	IP WLS BF H R ER SO BB IBB HBP BLK WP HR S P ERA WHIP											PITCHER	IP WLS BF H R ER SO BB IBB HBP BLK WP HR S P ERA WHIP														
Chris Carpenter, R ERA: 4.94 (1, 1)	7.1	32	8	6	6	7	4	0	0	0	0	0	0	70	122	7.36	1.636										
Paul Quantrill, R ERA: 4.95 (8, 1)	0.0	L	3	2	1	1	0	0	0	0	0	0	0	5	12	∞	∞										
John Frascatore, R ERA: 10.38 (8, 1)	0.2		1	0	0	0	0	0	0	0	0	0	0	1	2	0.00	0.000										
Pedro Borbon, L ERA: 6.94 (9, 1)	1.0		7	1	1	1	2	0	1	0	0	0	0	15	30	9.00	3.000										

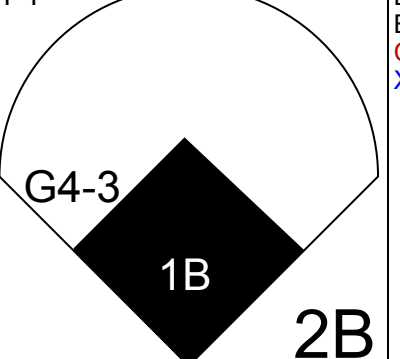

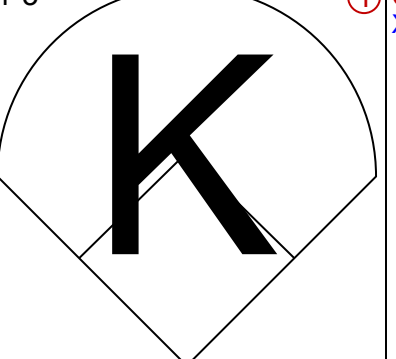
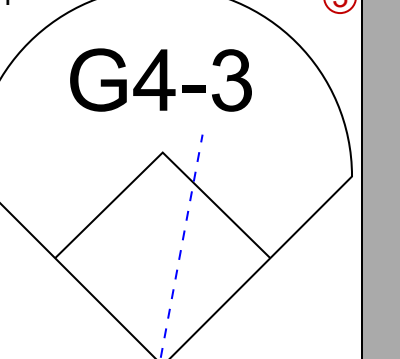
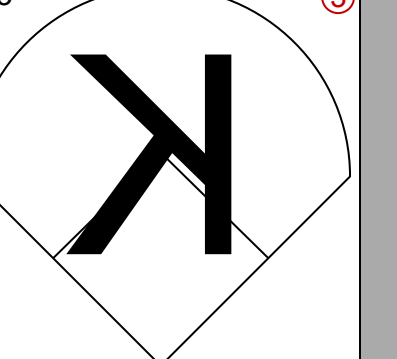
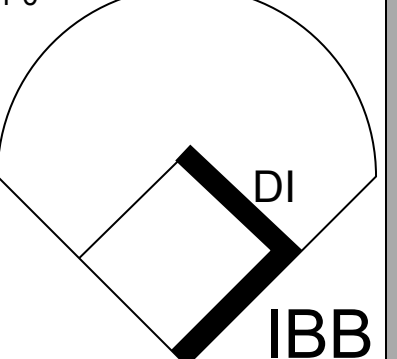

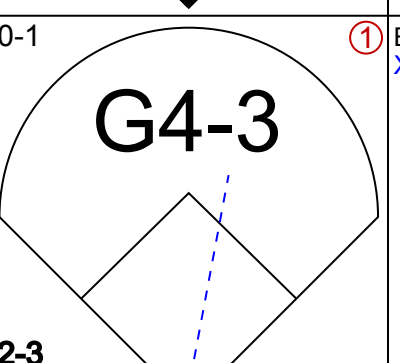
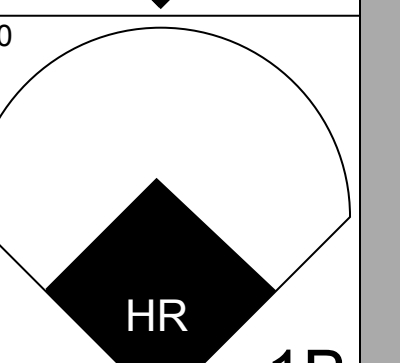
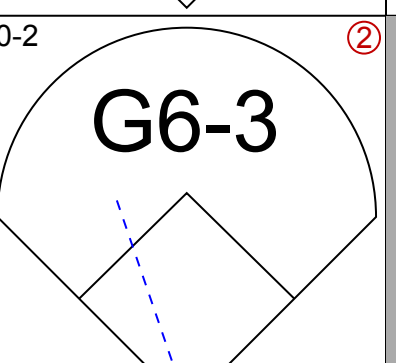
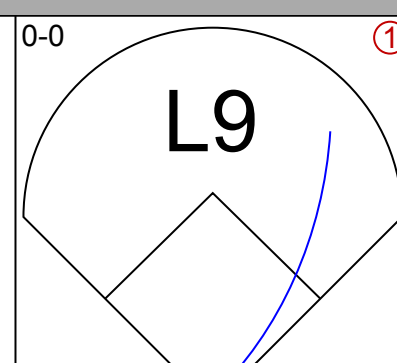
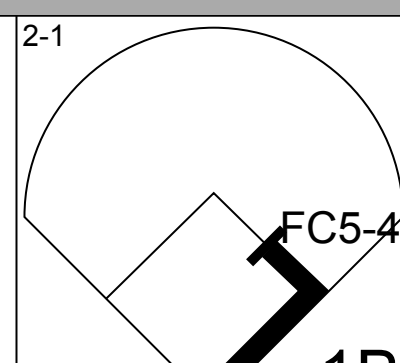
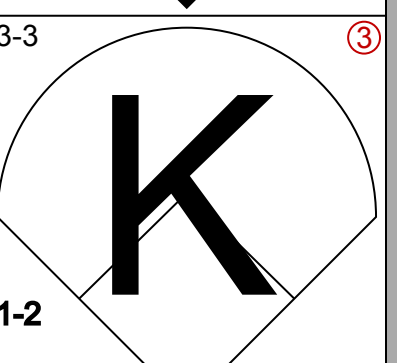

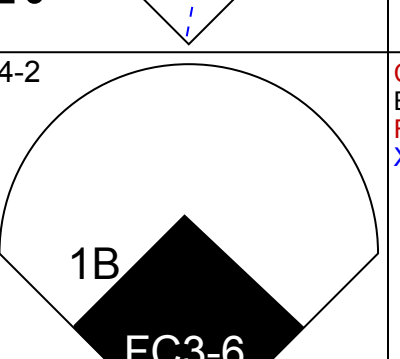
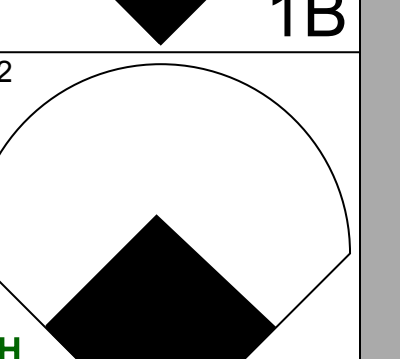
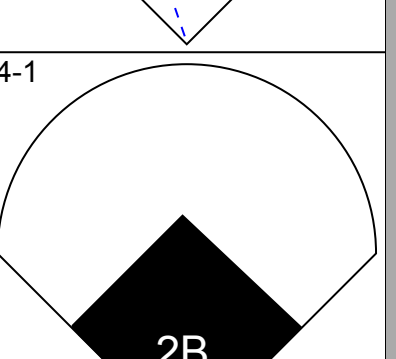
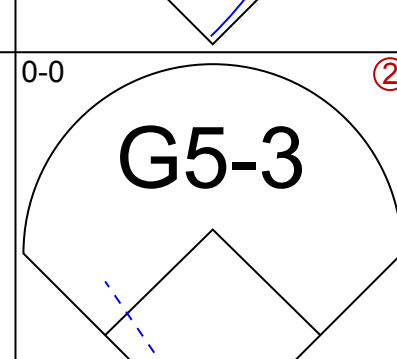
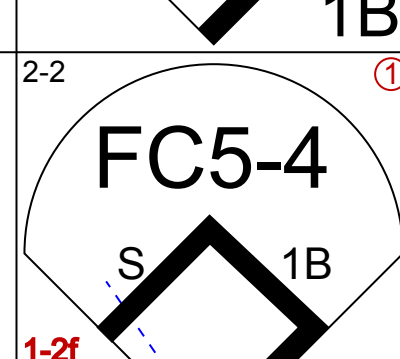

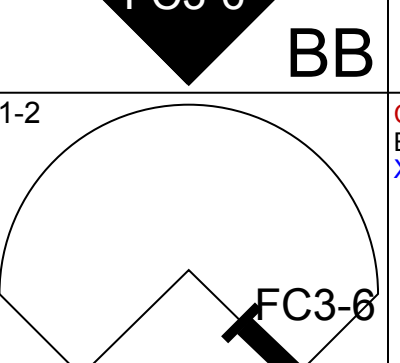
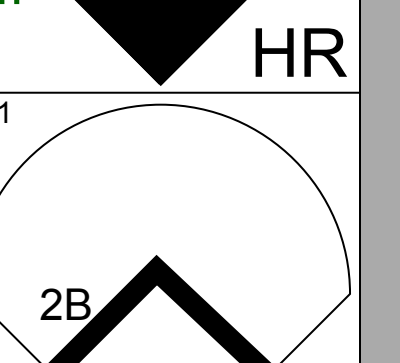
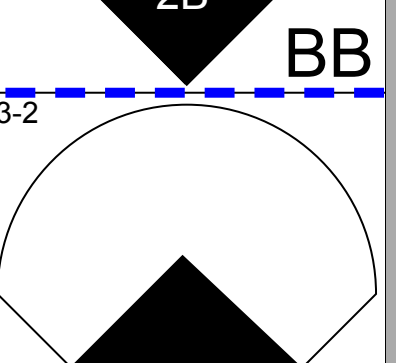
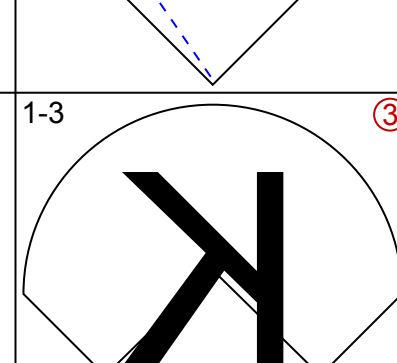
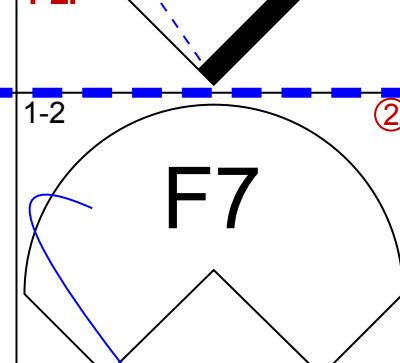

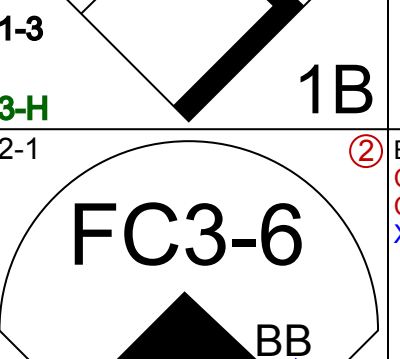
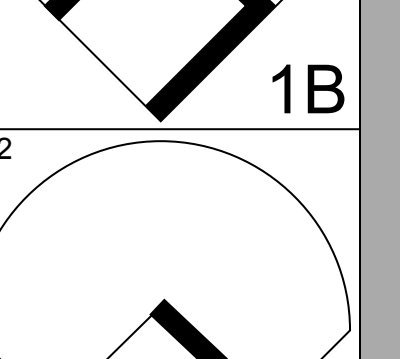
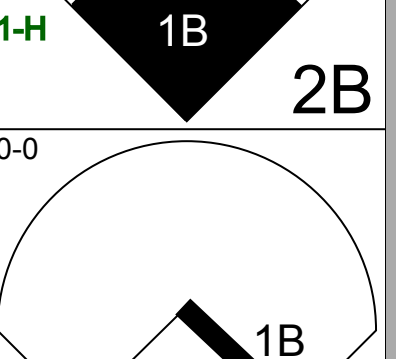
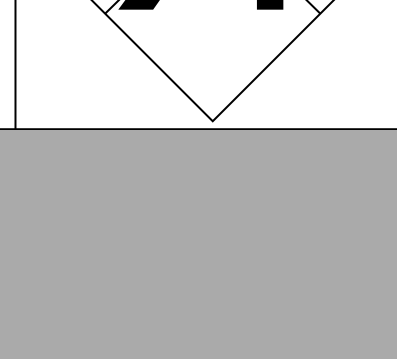
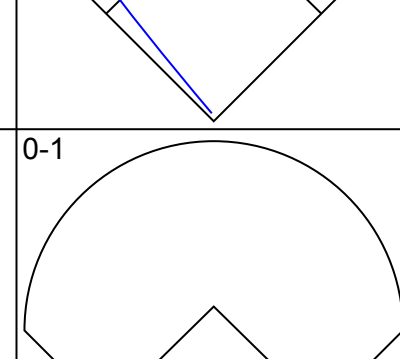

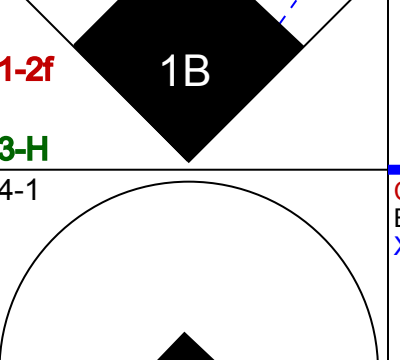
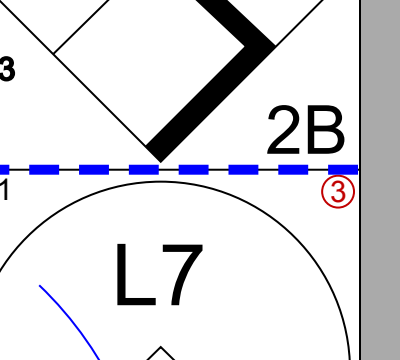
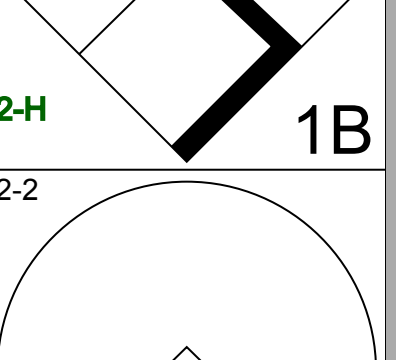

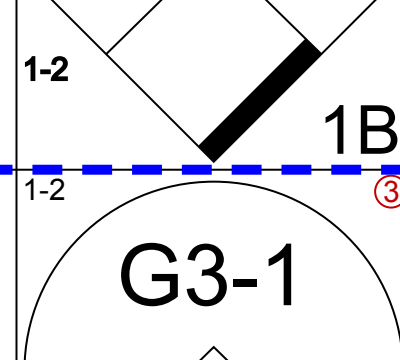

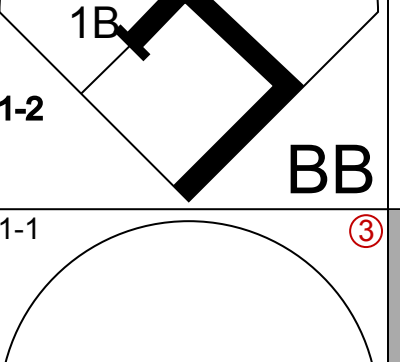
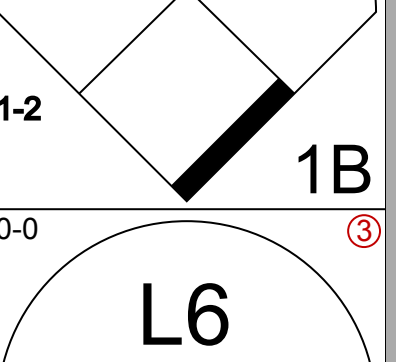

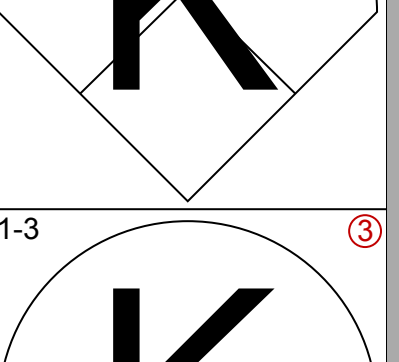
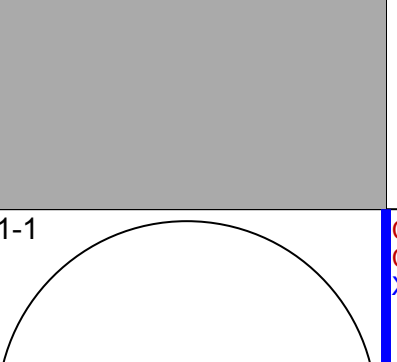
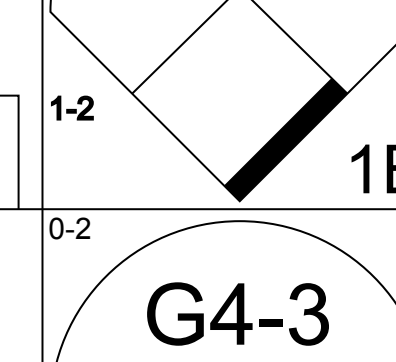
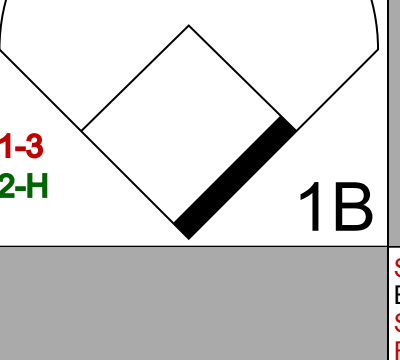
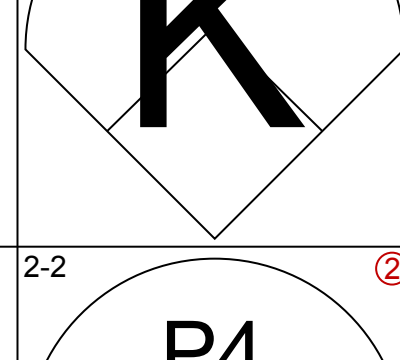
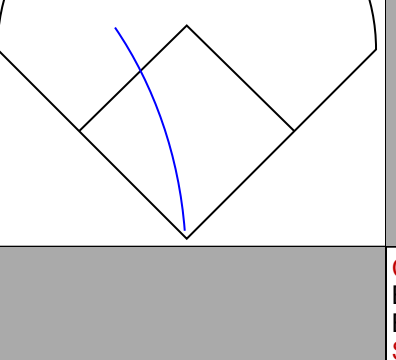


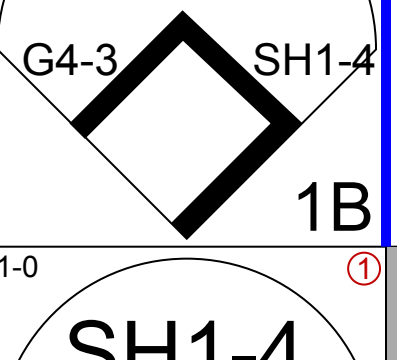
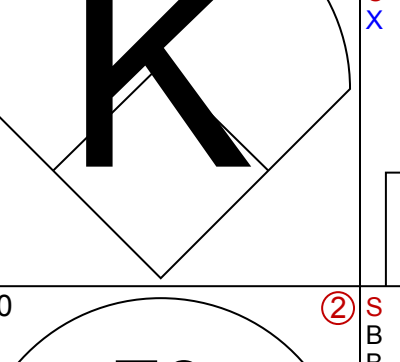


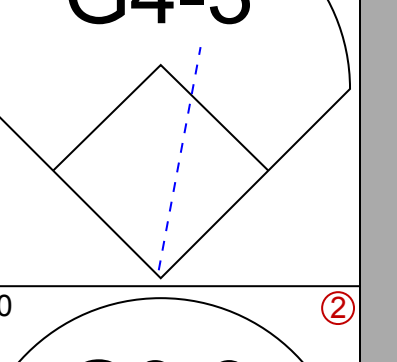
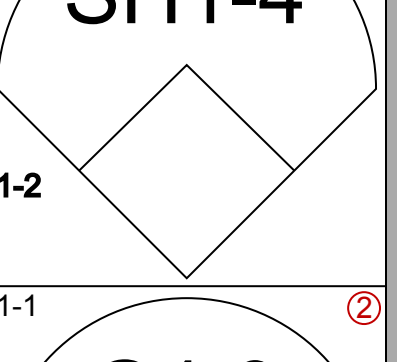

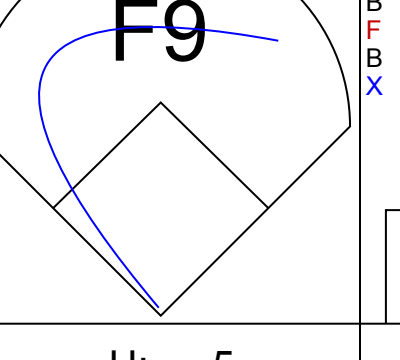
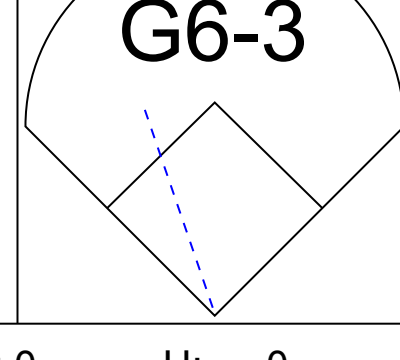



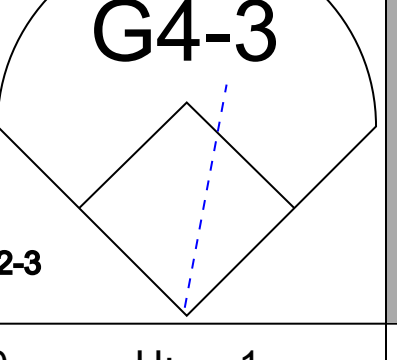
Batter	1	2	3	4	5	6	7	8	9	AB R H RBI BB SO LOB	BOTTOM																
José Cruz Jr., S OBP: 0.352, SLG: 0.610 (1, 8)										3 2 2 1 2 0 2	Cleveland Indians @ Toronto Blue Jays SkyDome, Toronto, ON Sat May 06 2000, 1:05 PM EDT Att: 23,730 - Cloudy - 76 F																
Homer Bush, R OBP: 0.243, SLG: 0.221 (1, 4)										5 0 2 1 0 1 3																	
Raul Mondesi, R OBP: 0.309, SLG: 0.508 (1, 9)										5 1 1 0 0 0 5																	
Carlos Delgado, L OBP: 0.444, SLG: 0.684 (1, 3)										2 2 1 2 2 0 1																	
Brad Fullmer, L OBP: 0.402, SLG: 0.608 (1, 10)										4 0 0 0 0 0 3																	
Tony Batista, R OBP: 0.319, SLG: 0.548 (1, 5)										4 1 1 0 0 2 0																	
Darrin Fletcher, L OBP: 0.344, SLG: 0.563 (1, 2)										4 0 2 1 0 1 0																	
Marty Cordova, R OBP: 0.345, SLG: 0.390 (1, 7)										4 0 0 1 0 1 2																	
Alex Gonzalez, R OBP: 0.328, SLG: 0.349 (1, 6)										3 0 1 0 1 1 0																	
Inning Stats	R: 0 E: 0 K: 0 S: 5	H: 0 LOB: 0 BB: 1 P: 11	R: 2 E: 0 K: 0 S: 13	H: 2 LOB: 2 BB: 2 P: 21	R: 0 E: 0 K: 0 S: 6	H: 1 LOB: 0 BB: 0 P: 10	R: 0 E: 0 K: 1 S: 7	H: 0 LOB: 0 BB: 0 P: 9	R: 1 E: 0 K: 1 S: 9	H: 1 LOB: 0 BB: 0 P: 13	R: 2 E: 0 K: 1 S: 15	H: 3 LOB: 1 BB: 0 P: 22	R: 1 E: 1 K: 1 S: 11	H: 1 LOB: 2 BB: 2 P: 26	R: 0 E: 0 K: 2 S: 8	H: 0 LOB: 0 BB: 0 P: 11	R: 0 E: 0 K: 0 S: 9	H: 2 LOB: 1 BB: 0 P: 13	1B: 5 2B: 3 3B: 0 HR: 2	SF: 0 SAC: 0 DP: 3 HBP: 0	WP: 0 PB: 0 SB: 0 CS: 0	PA: 39					
PITCHER	IP WLS BF H R ER SO BB IBB HBP BLK WP HR S P ERA WHIP											PITCHER	IP WLS BF H R ER SO BB IBB HBP BLK WP HR S P ERA WHIP														
Jaret Wright, R ERA: 3.75 (7, 1)	0.2		5	1	1	0	1	1	1	0	0	0	0	9	24	0.00	3.000										
Ricardo Rincon, L ERA: 3.27 (7, 1)	0.1	W	1	0	0	0	0	0	0	0	0	0	0	2	2	0.00	0.000										
Sean DePaula, L ERA: 6.14 (8, 1)	1.0	H	3	0	0	0	2	0	0	0	0	0	0	8	11	0.00	0.000										
Steve Karsay, R ERA: 2.15 (9, 1)	1.0	S	4	2	0	0	0	0	0	0	0	0	0	9	13	0.00	2.000										

Batter	1	2	3	4	5	6	7	8	9	10	11	12	AB	R	H	RBI	BB	SO	LOB					
Roberto Alomar, S OBP: 0.320, SLG: 0.398 (1.4)													5	2	1	0	1	1	0					
Omar Vizquel, S OBP: 0.354, SLG: 0.370 (1.6)													4	3	3	0	2	1	0					
David Justice, L OBP: 0.395, SLG: 0.490 (1.10)													5	3	3	5	1	0	1					
Manny Ramirez, R OBP: 0.366, SLG: 0.535 (1.9)														6	0	1	1	0	1	4				
Jim Thome, L OBP: 0.333, SLG: 0.539 (1.3)														4	1	0	0	2	2	2				
Richie Sexson, R OBP: 0.346, SLG: 0.355 (1.7)														6	1	3	2	0	1	2				
Travis Fryman, R OBP: 0.365, SLG: 0.466 (1.5)														6	0	3	1	0	1	1				
Einar Diaz, R OBP: 0.362, SLG: 0.466 (1.2)														6	0	0	1	0	0	5				
Jolbert Cabrera, R OBP: 0.222, SLG: 0.240 (1.8)														3	0	0	0	0	0	0				
Enrique Wilson, S OBP: 0.407, SLG: 0.500 (9, PH)													1	0	0	0	0	0	0	0				
Mark Whiten, S OBP: 0.556, SLG: 0.500 (9, 8)													2	0	0	0	0	0	0	1				
Inning Stats	R: 0 E: 0 K: 2 S: 11	H: 0 LOB: 0 BB: 0 P: 16	R: 0 E: 0 K: 1 S: 6	H: 0 LOB: 0 BB: 0 P: 8	R: 0 E: 0 K: 1 S: 6	H: 0 LOB: 2 BB: 1 P: 9	R: 0 E: 0 K: 1 S: 18	H: 0 LOB: 2 BB: 1 P: 29	R: 0 E: 0 K: 0 S: 14	H: 0 LOB: 2 BB: 2 P: 24	R: 3 E: 0 K: 2 S: 10	H: 1 LOB: 1 BB: 0 P: 11	R: 2 E: 0 K: 0 S: 11	H: 3 LOB: 2 BB: 1 P: 19	R: 0 E: 0 K: 0 S: 7	H: 1 LOB: 0 BB: 0 P: 11	R: 0 E: 0 K: 0 S: 5	H: 1 LOB: 0 BB: 0 P: 8	R: 2 E: 0 K: 0 S: 12	H: 2 LOB: 1 BB: 1 P: 23	1B: 9 2B: 5 3B: 0 HR: 1	SF: 0 SAC: 0 DP: 2 HBP: 0	WP: 0 PB: 0 SB: 0 CS: 0	PA: 54
PITCHER	IP WLS BF H R ER SO BB IBB HBP BLK WP HR S P ERA WHIP	IP WLS BF H R ER SO BB IBB HBP BLK WP HR S P ERA WHIP	IP WLS BF H R ER SO BB IBB HBP BLK WP HR S P ERA WHIP	IP WLS BF H R ER SO BB IBB HBP BLK WP HR S P ERA WHIP	IP WLS BF H R ER SO BB IBB HBP BLK WP HR S P ERA WHIP	IP WLS BF H R ER SO BB IBB HBP BLK WP HR S P ERA WHIP	IP WLS BF H R ER SO BB IBB HBP BLK WP HR S P ERA WHIP	IP WLS BF H R ER SO BB IBB HBP BLK WP HR S P ERA WHIP	IP WLS BF H R ER SO BB IBB HBP BLK WP HR S P ERA WHIP	IP WLS BF H R ER SO BB IBB HBP BLK WP HR S P ERA WHIP	IP WLS BF H R ER SO BB IBB HBP BLK WP HR S P ERA WHIP	IP WLS BF H R ER SO BB IBB HBP BLK WP HR S P ERA WHIP	IP WLS BF H R ER SO BB IBB HBP BLK WP HR S P ERA WHIP	IP WLS BF H R ER SO BB IBB HBP BLK WP HR S P ERA WHIP	IP WLS BF H R ER SO BB IBB HBP BLK WP HR S P ERA WHIP	IP WLS BF H R ER SO BB IBB HBP BLK WP HR S P ERA WHIP	IP WLS BF H R ER SO BB IBB HBP BLK WP HR S P ERA WHIP	IP WLS BF H R ER SO BB IBB HBP BLK WP HR S P ERA WHIP	IP WLS BF H R ER SO BB IBB HBP BLK WP HR S P ERA WHIP	IP WLS BF H R ER SO BB IBB HBP BLK WP HR S P ERA WHIP	IP WLS BF H R ER SO BB IBB HBP BLK WP HR S P ERA WHIP	IP WLS BF H R ER SO BB IBB HBP BLK WP HR S P ERA WHIP	IP WLS BF H R ER SO BB IBB HBP BLK WP HR S P ERA WHIP	

Cleveland Indians @ Toronto Blue Jays
SkyDome, Toronto, ON
Sun May 07 2000, 1:05 PM EDT
Alt. 19,161 - Cloudy - 72 F


AB 48
R 10
H 14
RBI 10
BB 6
SO 7
LOB 16



Batter	1	2	3	4	5	6	7	8	9	10	11	12	AB	R	H	RBI	BB	SO	LOB					
José Cruz Jr., S OBP: 0.356, SLG: 0.628 (1.8)														6	2	2	1	1	3	1				
Homer Bush, R OBP: 0.246, SLG: 0.225 (1.4)														7	1	2	0	0	1	4				
Raul Mondesi, R OBP: 0.317, SLG: 0.522 (1.9)													4	3	1	2	2	1	1					
Carlos Delgado, L OBP: 0.448, SLG: 0.683 (1.3)													6	1	3	2	0	1	1					
Brad Fuller, L OBP: 0.415, SLG: 0.618 (1.10)													5	1	3	2	1	0	1					
Tony Batista, R OBP: 0.328, SLG: 0.542 (1.5)													5	0	2	0	1	1	4					
Marty Cordova, R OBP: 0.348, SLG: 0.390 (1.7)														5	0	2	1	0	2	2				
Dewayne Wise, L OBP: 0.158, SLG: 0.111 (10, PH)														1	0	0	0	0	0	2				
Alex Gonzalez, R OBP: 0.315, SLG: 0.333 (1.6)														5	0	0	0	0	1	0				
Alberto Castillo, R OBP: 0.348, SLG: 0.297 (1.2)														4	0	0	0	0	1	0				
Darrin Fletcher, L OBP: 0.348, SLG: 0.362 (11, 2)													2	0	1	0	0	0	2					
Inning Stats	R: 3 E: 0 K: 0 S: 15	H: 3 LOB: 2 BB: 2 P: 28	R: 3 E: 0 K: 1 S: 18	H: 5 LOB: 2 BB: 0 P: 28	R: 0 E: 0 K: 1 S: 9	H: 0 LOB: 0 BB: 0 P: 14	R: 2 E: 0 K: 1 S: 15	H: 3 LOB: 2 BB: 1 P: 25	R: 0 E: 0 K: 1 S: 8	H: 0 LOB: 0 BB: 0 P: 12	R: 0 E: 0 K: 1 S: 9	H: 0 LOB: 0 BB: 0 P: 10	R: 0 E: 0 K: 0 S: 8	H: 2 LOB: 2 BB: 0 P: 19	R: 0 E: 0 K: 1 S: 13	H: 1 LOB: 3 BB: 1 P: 18	R: 0 E: 0 K: 1 S: 13	H: 1 LOB: 2 BB: 1 P: 23	R: 0 E: 0 K: 1 S: 13	H: 1 LOB: 2 BB: 0 P: 18	1B: 11 2B: 3 3B: 0 HR: 2	SF: 0 SAC: 1 DP: 0 HBP: 0	WP: 0 PB: 0 SB: 1 CS: 0	PA: 56
PITCHER	IP WLS BF H R ER SO BB IBB HBP BLK WP HR S P ERA WHIP	IP WLS BF H R ER SO BB IBB HBP BLK WP HR S P ERA WHIP	IP WLS BF H R ER SO BB IBB HBP BLK WP HR S P ERA WHIP	IP WLS BF H R ER SO BB IBB HBP BLK WP HR S P ERA WHIP	IP WLS BF H R ER SO BB IBB HBP BLK WP HR S P ERA WHIP	IP WLS BF H R ER SO BB IBB HBP BLK WP HR S P ERA WHIP	IP WLS BF H R ER SO BB IBB HBP BLK WP HR S P ERA WHIP	IP WLS BF H R ER SO BB IBB HBP BLK WP HR S P ERA WHIP	IP WLS BF H R ER SO BB IBB HBP BLK WP HR S P ERA WHIP	IP WLS BF H R ER SO BB IBB HBP BLK WP HR S P ERA WHIP	IP WLS BF H R ER SO BB IBB HBP BLK WP HR S P ERA WHIP	IP WLS BF H R ER SO BB IBB HBP BLK WP HR S P ERA WHIP	IP WLS BF H R ER SO BB IBB HBP BLK WP HR S P ERA WHIP	IP WLS BF H R ER SO BB IBB HBP BLK WP HR S P ERA WHIP	IP WLS BF H R ER SO BB IBB HBP BLK WP HR S P ERA WHIP	IP WLS BF H R ER SO BB IBB HBP BLK WP HR S P ERA WHIP	IP WLS BF H R ER SO BB IBB HBP BLK WP HR S P ERA WHIP	IP WLS BF H R ER SO BB IBB HBP BLK WP HR S P ERA WHIP	IP WLS BF H R ER SO BB IBB HBP BLK WP HR S P ERA WHIP	IP WLS BF H R ER SO BB IBB HBP BLK WP HR S P ERA WHIP	IP WLS BF H R ER SO BB IBB HBP BLK WP HR S P ERA WHIP	IP WLS BF H R ER SO BB IBB HBP BLK WP HR S P ERA WHIP	IP WLS BF H R ER SO BB IBB HBP BLK WP HR S P ERA WHIP	IP WLS BF H R ER SO BB IBB HBP BLK WP HR S P ERA WHIP

Cleveland Indians @ Toronto Blue Jays
SkyDome, Toronto, ON
Sun May 07 2000, 1:05 PM EDT
Alt. 19,161 - Cloudy - 72 F

AB 50
R 8
H 16
RBI 8
BB 5
SO 11
LOB 18



Batter	1	2	3	4	5	6	7	8	9	10	AB	R	H	RBI	BB	SO	LOB	TOP			
Roberto Alomar, S OBP: 0.316, SLG: 0.415 (1, 4)	L6	G4-3					G3-1			K	5	1	1	1	0	1	1	Cleveland Indians @ Minnesota Twins Hubert H. Humphrey Metrodome, Minneapolis, MN Mon May 08 2000, 8:05 PM EDT Att: 7,309 - Dome - 72 F			
Omar Vizquel, S OBP: 0.356, SLG: 0.381 (1, 6)	E6		G4-3				K			1B	5	1	2	0	0	1	0				
David Justice, L OBP: 0.367, SLG: 0.475 (1, 7)	F7				G4-3					K	5	0	1	0	0	2	3				
Manny Ramirez, R OBP: 0.375, SLG: 0.534 (1, 9)			G5-4-3								4	0	2	1	1	1	2				
Jim Thome, L OBP: 0.326, SLG: 0.526 (1, 10)	P6										4	0	1	0	1	2	4				
Richie Sexson, R OBP: 0.333, SLG: 0.340 (1, 3)											4	0	0	0	0	3	3				
Travis Fryman, R OBP: 0.361, SLG: 0.458 (1, 5)											4	0	1	0	0	2	0				
Sandy Alomar Jr., R OBP: 0.378, SLG: 0.364 (1, 2)											4	1	1	0	0	1	2				
Jolbert Cabrera, R OBP: 0.226, SLG: 0.241 (1, 8)											4	0	1	1	0	1	2				
Inning Stats	R: 0 E: 1 K: 0 S: 8	H: 0 LOB: 2 BB: 1 P: 14	R: 1 E: 0 K: 13 S: 13	H: 2 LOB: 1 BB: 0 P: 19	R: 0 E: 0 K: 1 S: 9	H: 1 LOB: 0 BB: 0 P: 13	R: 0 E: 0 K: 1 S: 10	H: 2 LOB: 2 BB: 0 P: 17	R: 1 E: 0 K: 2 S: 16	H: 2 LOB: 1 BB: 0 P: 25	R: 0 E: 0 K: 2 S: 7	H: 0 LOB: 0 BB: 0 P: 10	R: 0 E: 0 K: 1 S: 11	H: 1 LOB: 1 BB: 1 P: 21	R: 0 E: 0 K: 2 S: 7	H: 0 LOB: 0 BB: 0 P: 10	R: 1 E: 0 K: 3 S: 15		H: 2 LOB: 1 BB: 0 P: 24	1B: 7 2B: 2 3B: 0 HR: 1	SF: 0 SAC: 0 DP: 2 HBP: 0
PITCHER	IP	WLS	BF	H	R	ER	SO	BB	IBB	HBP	BLK	WP	HR	S	P	ERA	WHIP				
Brad Radke, R ERA: 4.42 (1, 1)	8.0		33	8	2	2	9	2	0	0	0	0	1	83	130	2.25	1.250				
Bob Wells, R ERA: 4.82 (9, 1)	1.2	L	7	2	1	1	4	0	0	0	0	0	0	18	29	5.40	1.200				
Eddie Guardado, L ERA: 6.55 (10, 1)	0.1		1	0	0	0	1	0	0	0	0	0	0	4	5	0.00	0.000				

Batter	1	2	3	4	5	6	7	8	9	10	AB	R	H	RBI	BB	SO	LOB	BOTTOM					
Cristian Guzman, S OBP: 0.375, SLG: 0.488 (1, 6)	G1-3										3	1	2	0	2	0	0	Cleveland Indians @ Minnesota Twins Hubert H. Humphrey Metrodome, Minneapolis, MN Mon May 08 2000, 8:05 PM EDT Att: 7,309 - Dome - 72 F					
Jay Canizaro, R OBP: 0.250, SLG: 0.214 (1, 4)											3	0	0	0	0	2	3						
Corey Koskie, L OBP: 0.345, SLG: 0.406 (8, PH) (9, 5)	K										1	1	0	0	1	1	2						
Matt Lawton, L OBP: 0.447, SLG: 0.535 (1, 9) (9, 7)											5	0	2	1	0	1	2						
Ron Coomer, R OBP: 0.317, SLG: 0.451 (1, 3)											5	0	1	0	0	0	5						
Butch Huskey, R OBP: 0.333, SLG: 0.341 (1, 10)											3	0	0	0	0	1	0						
David Ortiz, L OBP: 0.361, SLG: 0.346 (8, PH)											2	0	1	1	0	0	1						
Matthew LeCroy, R OBP: 0.243, SLG: 0.344 (1, 2)											3	0	0	0	0	3	0						
Marcus Jensen, S OBP: 0.255, SLG: 0.373 (8, PH) (9, 2)											1	0	0	0	1	1	2						
Jacque Jones, L OBP: 0.374, SLG: 0.564 (1, 7) (9, 8)											5	0	2	0	0	2	2						
Jason Maxwell, R OBP: 0.308, SLG: 0.389 (1, 5)											2	0	0	0	0	1	0						
Denny Hocking, S OBP: 0.329, SLG: 0.452 (6, 5) (9, 4)											2	0	0	0	0	0	2						
Tori Hunter, R OBP: 0.284, SLG: 0.373 (1, 8)											2	0	1	0	0	1	0						
Midre Cummings, L OBP: 0.333, SLG: 0.378 (8, PH) (9, 9)											2	0	0	0	0	0	1						
Inning Stats	R: 0 E: 0 K: 1 S: 11	H: 1 LOB: 1 BB: 0 P: 14	R: 0 E: 0 K: 1 S: 8	H: 0 LOB: 0 BB: 0 P: 9	R: 0 E: 0 K: 3 S: 11	H: 1 LOB: 1 BB: 0 P: 19	R: 0 E: 0 K: 1 S: 9	H: 0 LOB: 0 BB: 0 P: 12	R: 0 E: 0 K: 2 S: 10	H: 0 LOB: 0 BB: 0 P: 14	R: 0 E: 0 K: 2 S: 11	H: 2 LOB: 2 BB: 0 P: 16	R: 0 E: 0 K: 1 S: 12	H: 1 LOB: 1 BB: 0 P: 16	R: 2 E: 0 K: 1 S: 15	H: 2 LOB: 2 BB: 2 P: 29	R: 0 E: 0 K: 1 S: 11	H: 1 LOB: 1 BB: 1 P: 21	R: 0 E: 0 K: 1 S: 11	H: 2 LOB: 2 BB: 1 P: 24	1B: 9 2B: 0 3B: 0 HR: 0	SF: 0 SAC: 0 DP: 0 HBP: 0	WP: 0 PA: 43 PB: 0 SB: 3 CS: 0
PITCHER	IP	WLS	BF	H	R	ER	SO	BB	IBB	HBP	BLK	WP	HR	S	P	ERA	WHIP						
Dave Burba, R ERA: 4.84 (8, 1)	7.1		30	6	2	2	10	2	0	0	0	0	0	82	123	2.46	1.091						
Sean DePaula, R ERA: 5.19 (9, 1)	1.1	B	7	2	0	0	1	1	0	0	0	0	0	12	22	0.00	2.250						
Ricardo Rincon, L ERA: (10, 1)	0.1	W	1	0	0	0	1	0	0	0	0	0	0	4	5	0.00	0.000						
Steve Karsay, R ERA: 1.84 (10, 1)	1.0	S	5	1	0	0	1	1	0	0	0	0	0	11	24	0.00	2.000						



Batter	1	2	3	4	5	6	7	8	9	AB	R	H	RBI	BB	SO	LOB	TOP				
Enrique Wilson, S (1, 4) OBP: 0.406, SLG: 0.484	G4-3	1-2 2-H 1B		F8		F9		1-1 BB 1B		5	0	2	0	0	0	1	Cleveland Indians @ Minnesota Twins Hubert H. Humphrey Metrodome, Minneapolis, MN Tue May 09 2000, 8:05 PM EDT Att. 7,777 - Dome - 72 F				
Omar Vizquel, S (1, 6) OBP: 0.338, SLG: 0.376	P3		2-1 HR 1B	G4-3		G6-3		1-2 2-3 BB		4	1	1	0	1	0	1					
Richie Sexson, R (1, 3) OBP: 0.327, SLG: 0.363	P3		1-1 HR	K		G5-3		K		5	1	1	2	0	2	4					
Manny Ramirez, R (1, 9) OBP: 0.390, SLG: 0.582		2-2 1B 2B	2-0 HR		F9		4-2 BB BB		2-2 F8 2B	4	2	3	1	1	0	0					
Jim Thome, L (1, 10) OBP: 0.339, SLG: 0.514		4-2 1B 1B BB	2-2 G4-3		1-3 K		4-1 1-2 BB		2-1 F8	3	1	0	0	2	1	1					
Travis Fryman, R (1, 5) OBP: 0.383, SLG: 0.455		2-3 K	0-1 WP 1B		0-2 1B		1-2 G6-3		0-1 G5-3	5	0	2	0	0	1	5					
Alex Ramirez, R (1, 7) OBP: 0.279, SLG: 0.294 David Justice, L (9, PH) OBP: 0.387, SLG: 0.475 Sandy Alomar Jr., R (9, PH) OBP: 0.368, SLG: 0.353		2-1 1B 1B	0-1 L5		1-1 F9		1-3 K		0-2 F9	4	0	1	1	0	1	2					
Einar Diaz, R (1, 2) OBP: 0.363, SLG: 0.442		1-3 2-H K	1-0 F8		1-0 F8		1-2 G6-3			4	0	0	0	0	1	3					
Jolbert Cabrera, R (1, 8) OBP: 0.286, SLG: 0.303		0-2 1-2 3-H 1B 1B		0-1 G4-3 S 1B		2-0 F7		2-1 BB 1B 1B		4	0	3	1	0	0	0					
Inning Stats	R: 0 E: 0 K: 0 S: 9	H: 0 LOB: 0 BB: 0 P: 17	R: 2 E: 0 K: 2 S: 19	H: 4 LOB: 2 BB: 1 P: 30	R: 3 E: 0 K: 0 S: 14	H: 4 LOB: 1 BB: 0 P: 22	R: 0 E: 0 K: 1 S: 12	H: 1 LOB: 1 BB: 0 P: 16	R: 0 E: 0 K: 1 S: 9	H: 0 LOB: 0 BB: 0 P: 12	R: 0 E: 0 K: 0 S: 7	H: 0 LOB: 0 BB: 0 P: 13	R: 0 E: 0 K: 0 S: 12	H: 0 LOB: 2 BB: 2 P: 23	R: 0 E: 0 K: 2 S: 16	H: 2 LOB: 3 BB: 1 P: 26		R: 0 E: 0 K: 0 S: 10	H: 1 LOB: 1 BB: 0 P: 14	1B: 9 2B: 2 3B: 0 HR: 2	SF: 0 SAC: 0 DP: 0 HBP: 0
PITCHER	IP	WLS	BF	H	R	ER	SO	BB	IBB	HBP	BLK	WP	HR	S	P	ERA	WHIP			ERA	WHIP
Eric Milton, L (1, 1) ERA: 5.84	3.0		17	8	5	5	2	1	0	0	0	1	2	42	69	15.00	3.000			0.00	0.000
LaTroy Hawkins, R (4, 1) ERA: 3.99	3.2	W	15	2	0	0	2	2	0	0	0	0	0	36	59	0.00	1.091				
Bob Wells, R (7, 1) ERA: 4.58	1.0	H	5	2	0	0	1	0	0	0	0	0	0	14	20	0.00	2.000				
Eddie Guardado, L (8, 1) ERA: 6.55	0.0		1	0	0	0	0	1	0	0	0	0	0	3	7	∞	∞				
Hector Carrasco, R (8, 1) ERA: 2.21	1.0	H	4	1	0	0	1	0	0	0	0	0	0	10	15	0.00	1.000				

Batter	1	2	3	4	5	6	7	8	9	AB	R	H	RBI	BB	SO	LOB	BOTTOM				
Cristian Guzman, S (1, 6) OBP: 0.365, SLG: 0.473	L5			L3	E9 1B SF8		F9			4	1	0	0	0	0	2	Cleveland Indians @ Minnesota Twins Hubert H. Humphrey Metrodome, Minneapolis, MN Tue May 09 2000, 8:05 PM EDT Att. 7,777 - Dome - 72 F				
Jay Canizaro, R (1, 4) OBP: 0.250, SLG: 0.222	G5-3			K	1-3 2-3 3-H 1B 1B		G5-3			4	0	1	2	0	1	0					
Matt Lawton, L (1, 7) OBP: 0.435, SLG: 0.523	G6-3			F7	SF8		F8			3	0	0	1	0	0	0					
Ron Coomer, R (1, 3) OBP: 0.331, SLG: 0.496		G5-3			HR			1-2 2B		4	1	3	1	0	0	0					
Butch Huskey, R (1, 9) OBP: 0.333, SLG: 0.333 Jacque Jones, L (8, PH) OBP: 0.370, SLG: 0.558		K2-3			BB BB K			2-3 K		2	1	0	0	1	2	2					
Midre Cummings, L (1, 10) OBP: 0.326, SLG: 0.366		G4-3			BB BB E 1B		G4-3			4	1	1	0	0	1	1					
Matthew LeCroy, R (1, 2) OBP: 0.244, SLG: 0.353			K		K			F8		4	0	1	0	0	2	3					
Tori Hunter, R (1, 8) OBP: 0.286, SLG: 0.365			G4-3		E BB 1B BB		K			2	1	0	0	1	1	1					
Denny Hocking, S (1, 5) OBP: 0.329, SLG: 0.438			G5-3		1-2 2-3 3-H 1B BB		K			2	1	0	1	1	1	1					
Inning Stats	R: 0 E: 0 K: 0 S: 5	H: 0 LOB: 0 BB: 0 P: 7	R: 0 E: 0 K: 1 S: 8	H: 0 LOB: 0 BB: 0 P: 12	R: 0 E: 0 K: 1 S: 6	H: 0 LOB: 0 BB: 0 P: 9	R: 0 E: 0 K: 1 S: 11	H: 0 LOB: 0 BB: 0 P: 15	R: 0 E: 0 K: 2 S: 12	H: 1 LOB: 1 BB: 0 P: 17	R: 0 E: 0 K: 0 S: 7	H: 0 LOB: 0 BB: 0 P: 13	R: 0 E: 0 K: 2 S: 14	H: 1 LOB: 1 BB: 0 P: 19	R: 0 E: 0 K: 0 S: 10	H: 1 LOB: 1 BB: 0 P: 14		1B: 3 2B: 2 3B: 0 HR: 1	SF: 1 SAC: 0 DP: 0 HBP: 0	WP: 0 PA: 34 PB: 0 SB: 0 CS: 0	
PITCHER	IP	WLS	BF	H	R	ER	SO	BB	IBB	HBP	BLK	WP	HR	S	P	ERA	WHIP			ERA	WHIP
Chuck Finley, L (1, 1) ERA: 3.99	7.0	L	30	5	6	4	7	3	0	0	0	0	1	68	113	5.14	1.143				
Scott Kamieniecki, R (8, 1) ERA: 2.57	1.0		4	1	0	0	2	0	0	0	0	0	0	14	19	0.00	1.000				



Batter	1	2	3	4	5	6	7	8	9	AB	R	H	RBI	BB	SO	LOB	TOP										
Roberto Alomar, S OBP: 0.319, SLG: 0.415 (1, 4)	1-2 G6-3		2-0 G3-6-3		2-0 1B		2-1 1B	0-2 CS	1-2 F7	5	1	2	0	0	0	1											
Enrique Wilson, S OBP: 0.405, SLG: 0.472 (1, 6)	3-1 F7			0-1 G5-3	2-1 1B		1-3 1B	1-2 1B	0-0 G4-3	5	1	2	2	0	0	0											
David Justice, L OBP: 0.379, SLG: 0.491 (1, 10)	3-2 G3-1			2-0 F7	3-1 G3-1		3-3 K		0-1 HR	5	1	1	1	0	1	4											
Manny Ramirez, R OBP: 0.384, SLG: 0.567 (1, 9)		2-3 K		2-2 P3		2-2 G6-3	2-2 1B		1-2 F8	5	0	1	2	0	1	0											
Jim Thome, L OBP: 0.351, SLG: 0.558 (1, 3)		1-1 HR			0-0 2B		0-0 L7			4	2	3	1	0	0	0											
Richie Sexson, R OBP: 0.325, SLG: 0.368 (1, 7)		0-3 K			0-0 PB G6-3 2B		0-1 G6-3	2-1 P4		4	1	1	1	0	1	2											
Travis Fryman, R OBP: 0.359, SLG: 0.474 (1, 5)		2-1 G4-3			3-0 G6-3		1-0 HR	1-3 K		4	1	1	2	0	1	0											
Sandy Alomar Jr., R OBP: 0.333, SLG: 0.316 (1, 2)			1-1 E5 FC3-6		0-0 G6-3		2-0 F5	1-1 P4		4	0	0	0	0	0	0											
Jolbert Cabrera, R OBP: 0.333, SLG: 0.351 (1, 8)			0-2 FC3-6		2-2 1B		0-0 1B	0-1 CS		4	2	3	0	0	0	1											
Inning Stats	R: 0 E: 0 K: 0 S: 9	H: 0 LOB: 0 BB: 0 P: 16	R: 1 E: 0 K: 2 S: 10	H: 1 LOB: 0 BB: 0 P: 15	R: 0 E: 1 K: 0 S: 6	H: 0 LOB: 0 BB: 0 P: 9	R: 0 E: 0 K: 0 S: 6	H: 0 LOB: 0 BB: 0 P: 10	R: 3 E: 0 K: 0 S: 16	H: 5 LOB: 2 BB: 0 P: 28	R: 0 E: 0 K: 0 S: 6	H: 0 LOB: 0 BB: 0 P: 8	R: 4 E: 0 K: 1 S: 16	H: 6 LOB: 2 BB: 0 P: 29	R: 0 E: 0 K: 1 S: 9	H: 1 LOB: 0 BB: 0 P: 11	R: 1 E: 0 K: 0 S: 11	H: 1 LOB: 0 BB: 0 P: 13	1B: 9 2B: 2 3B: 0 HR: 3	SF: 0 SAC: 0 DP: 1 HBP: 0	WP: 0 PB: 1 SB: 2 CS: 1	PA: 41					
PITCHER	IP	WLS	BF	H	R	ER	SO	BB	IBB	HBP	BLK	WP	HR	S	P	ERA	WHIP										
Sean Bergman, R ERA: 7.3 (1, 1)	6.1		29	10	8	8	2	0	0	0	0	0	2	60	99	11.37	1.579										
Hector Carrasco, R ERA: 2.18 (7, 1)	0.1		2	1	0	0	1	0	0	0	0	0	0	6	11	0.00	3.000										
Travis Miller, L ERA: 7.36 (7, 1)	0.1		2	1	0	0	0	0	0	0	0	0	0	3	5	0.00	3.000										
Bob Wells, R ERA: 4.35 (8, 1)	1.0		3	1	0	0	1	0	0	0	0	0	0	9	11	0.00	1.000										
Eddie Guardado, L ERA: 6.75 (9, 1)	1.0	W	4	1	1	1	0	0	0	0	0	0	1	11	13	9.00	1.000										

Cleveland Indians @ Minnesota Twins
Hubert H. Humphrey Metrodome, Minneapolis, MN
Wed May 10 2000, 8:05 PM EDT
Att: 9,505 - Dome - 72 F

AB 40
R 9
H 14
RBI 9
BB 0
SO 4
LOB 8



Batter	1	2	3	4	5	6	7	8	9	AB	R	H	RBI	BB	SO	LOB	BOTTOM										
Cristian Guzman, S OBP: 0.359, SLG: 0.463 (1, 6)	1-0 F8		2-1 G3-1		0-3 K		0-2 G6-3	1-0 S		5	0	1	1	0	1	2											
Denny Hocking, S OBP: 0.321, SLG: 0.412 (1, 4)	2-1 G3-1			1-3 K	1-3 K		4-0 S	2-1 S		5	1	0	0	1	2	1											
Matt Lawton, L OBP: 0.440, SLG: 0.540 (1, 9)	3-0 G6-3			2-2 G1-3 1B		0-0 G3	1-1 S		0-0 G3	5	3	3	1	0	0	0											
Ron Coomer, R OBP: 0.326, SLG: 0.484 (8, 5)		2-3 K		0-0 G1-3		2-2 L3	3-1 G5-3		1-0 1B	5	0	1	2	0	1	2											
Jay Canizaro, R OBP: 0.250, SLG: 0.222 (9, PR)				2-3 BB		1-2 2H	4-0 S		1-1 2B	0	1	0	0	0	0	0											
Corey Koskie, L OBP: 0.345, SLG: 0.398 (7, PH)		2-2 G3-1		4-2 BB		3-3 K	4-0 1B		1-1 HR	2	0	0	0	1	1	0											
Butch Huskey, R OBP: 0.337, SLG: 0.330 (8, 3)				0-1 BB			0-0 1B		2H HR	1	0	0	0	1	0	1											
David Ortiz, L OBP: 0.375, SLG: 0.364 (1, 10)		1-3 K		0-1 BB			0-0 HR		0-0 F9	3	1	2	1	0	1	0											
Matthew LeCroy, R OBP: 0.244, SLG: 0.353 (7, PH)				1-2 2H			1-2 2H			0	0	0	0	0	0	0											
Midre Cummings, L OBP: 0.356, SLG: 0.465 (7, PH)				1-2 3H			1-2 3H			2	1	2	3	0	0	0											
Marcus Jensen, S OBP: 0.271, SLG: 0.426 (1, 2)			0-0 G3		1-2 2-3		0-0 HR		2-0 HR	3	1	1	2	1	0	2											
Jacque Jones, L OBP: 0.365, SLG: 0.556 (1, 7)			0-2 G1-3		1-1 F8		0-0 1B		0-1 G3	4	1	1	0	0	0	3											
Torii Hunter, R OBP: 0.293, SLG: 0.370 (1, 8)			1-2 1B		1-0 G1-3		1-2 1B		2-2 F8	4	1	2	0	0	0	0											
Inning Stats	R: 0 E: 0 K: 0 S: 4	H: 0 LOB: 0 BB: 0 P: 10	R: 0 E: 0 K: 2 S: 9	H: 0 LOB: 0 BB: 0 P: 14	R: 0 E: 0 K: 0 S: 12	H: 1 LOB: 1 BB: 0 P: 13	R: 1 E: 0 K: 1 S: 19	H: 2 LOB: 2 BB: 2 P: 31	R: 0 E: 0 K: 2 S: 7	H: 0 LOB: 0 BB: 0 P: 9	R: 0 E: 0 K: 1 S: 8	H: 0 LOB: 0 BB: 0 P: 13	R: 6 E: 0 K: 0 S: 19	H: 6 LOB: 2 BB: 2 P: 34	R: 0 E: 1 K: 0 S: 7	H: 1 LOB: 1 BB: 0 P: 12	R: 3 E: 0 K: 0 S: 6	H: 3 LOB: 1 BB: 0 P: 10	1B: 8 2B: 3 3B: 0 HR: 2	SF: 0 SAC: 0 DP: 0 HBP: 0	WP: 0 PB: 0 SB: 3 CS: 0	PA: 43					
PITCHER	IP	WLS	BF	H	R	ER	SO	BB	IBB	HBP	BLK	WP	HR	S	P	ERA	WHIP										
Charles Nagy, R ERA: 7.19 (1, 1)	6.0		27	7	5	5	6	2	0	0	0	0	1	65	97	7.50	1.500										
Tom Martin, L ERA: 4.5 (7, 1)	0.1		3	1	0	0	0	1	0	0	0	0	0	5	10	0.00	6.000										
Sean DePaula, R ERA: 5.0 (7, 1)	0.1	H	1	0	1	1	0	0	0	0	0	0	0	3	5	27.00	0.000										
Ricardo Rincon, L ERA: (7, 1)	0.0		1	0	0	0	0	0	1	0	0	0	0	0	4	∞	∞										
Paul Shuey, R ERA: 2.65 (7, 1)	1.1	H	6	2	1	1	0	0	0	0	0	0	0	12	20	6.75	1.500										

Cleveland Indians @ Minnesota Twins
Hubert H. Humphrey Metrodome, Minneapolis, MN
Wed May 10 2000, 8:05 PM EDT
Att: 9,505 - Dome - 72 F

AB 39
R 10
H 13
RBI 10
BB 4
SO 6
LOB 11



Batter	1	2	3	4	5	6	7	8	9	AB	R	H	RBI	BB	SO	LOB	TOP								
Johnny Damon, L (1, 7) OBP: 0.322, SLG: 0.434	G6-3		G5-3		K		FC3-6		F8	5	0	0	1	0	1	3	Kansas City Royals @ Cleveland Indians Jacobs Field, Cleveland, OH Fri May 12 2000, 7:05 PM EDT Att: 42,801 - Overcast - 85 F								
Carlos Febles, R (1, 4) OBP: 0.362, SLG: 0.321	K			G6-3	FC6-4		BB			3	0	0	0	1	2										
29 Mike Sweeney, R (1, 3) OBP: 0.392, SLG: 0.610	HBP			K		B1-3	G6-3			3	0	0	0	0	2										
Jermaine Dye, R (1, 9) OBP: 0.433, SLG: 0.750	K			K				G5-3		3	0	0	0	1	2										
Carlos Beltrán, S (1, 8) OBP: 0.285, SLG: 0.315		K				F8		K		3	1	0	0	1	2										
Joe Randa, R (1, 5) OBP: 0.418, SLG: 0.524	K					F7		HBP		3	1	1	0	0	1										
Mark Quinn, R (1, 10) OBP: 0.333, SLG: 0.512	K							K		4	1	2	1	0	2										
Brian Johnson, R (1, 2) OBP: 0.236, SLG: 0.324			P6					G6-3		4	0	2	1	0	0										
Rey Sanchez, R (1, 6) OBP: 0.296, SLG: 0.376	G4-3				F2			G5-3		4	0	0	0	0	1	4									
Inning Stats	R: 0 H: 0 E: 0 K: 2 S: 10	H: 0 LOB: 1 BB: 0 P: 14	R: 0 H: 0 E: 0 K: 3 S: 9	H: 0 LOB: 0 BB: 0 P: 15	R: 0 H: 0 E: 0 K: 0 S: 7	H: 0 LOB: 0 BB: 0 P: 10	R: 0 H: 0 E: 0 K: 2 S: 8	H: 0 LOB: 0 BB: 0 P: 11	R: 2 H: 3 E: 0 K: 1 S: 12	H: 3 LOB: 2 BB: 1 P: 20	R: 0 H: 0 E: 0 K: 0 S: 8	H: 0 LOB: 1 BB: 1 P: 14	R: 1 H: 2 E: 0 K: 1 S: 9	H: 2 LOB: 2 BB: 1 P: 18	R: 0 H: 0 E: 0 K: 2 S: 12	H: 0 LOB: 1 BB: 0 P: 16	R: 0 H: 0 E: 0 K: 0 S: 7	H: 0 LOB: 0 BB: 0 P: 11	1B: 4 2B: 1 3B: 0 HR: 0	SF: 0 SAC: 0 DP: 0 HBP: 2	WP: 1 PB: 0 SB: 2 CS: 0	PA: 37			
PITCHER	IP	WLS	BF	H	R	ER	SO	BB	IBB	HBP	BLK	WP	HR	S	P	ERA	WHIP								
Bartolo Colon, R (1, 1) ERA: 4.43	6.0	W	24	3	2	2	8	2	0	1	0	0	0	54	84	3.00	0.833								
Scott Kamieniecki, R (7, 1) ERA: 3.0	1.0	H	6	2	1	1	1	1	0	0	0	1	0	9	18	9.00	3.000								
Paul Shuey, R (8, 1) ERA: 2.37	2.0		7	0	0	0	2	0	0	1	0	0	0	19	27	0.00	0.000								

Batter	1	2	3	4	5	6	7	8	9	AB	R	H	RBI	BB	SO	LOB	BOTTOM								
Kenny Lofton, L (1, 8) OBP: 0.352, SLG: 0.433	G4-3		K		E4		BB			4	1	3	2	0	1	1	Kansas City Royals @ Cleveland Indians Jacobs Field, Cleveland, OH Fri May 12 2000, 7:05 PM EDT Att: 42,801 - Overcast - 85 F								
Omar Vizquel, S (1, 6) OBP: 0.354, SLG: 0.370	G4-3		G5-3		G3-1		G3			4	0	0	0	0	4										
Roberto Alomar, S (1, 4) OBP: 0.333, SLG: 0.415	F8-2			G6-3		WP				3	1	1	1	1	0										
Manny Ramirez, R (1, 9) OBP: 0.390, SLG: 0.627		K				F9		K		4	1	1	1	0	2										
Jim Thome, L (1, 3) OBP: 0.350, SLG: 0.574		K				P5		G3-1		4	0	0	0	0	2										
David Justice, L (1, 10) OBP: 0.391, SLG: 0.544					F3			F8		3	2	1	1	1	0										
Travis Fryman, R (1, 5) OBP: 0.358, SLG: 0.476					F9			G1-3		4	1	2	2	0	0										
Richie Sexson, R (1, 7) OBP: 0.320, SLG: 0.360					G5-3					3	0	1	0	0	1										
Einar Diaz, R (1, 2) OBP: 0.373, SLG: 0.436										1	1	0	0	1	0										
Inning Stats	R: 0 H: 1 E: 0 K: 0 S: 6	H: 1 LOB: 0 BB: 0 P: 13	R: 1 H: 1 E: 0 K: 2 S: 10	H: 1 LOB: 0 BB: 0 P: 19	R: 0 H: 0 E: 0 K: 1 S: 9	H: 0 LOB: 1 BB: 1 P: 19	R: 1 H: 1 E: 0 K: 1 S: 9	H: 1 LOB: 0 BB: 0 P: 14	R: 1 H: 2 E: 1 K: 1 S: 9	H: 2 LOB: 1 BB: 0 P: 15	R: 2 H: 2 E: 0 K: 0 S: 11	H: 2 LOB: 2 BB: 2 P: 24	R: 2 H: 2 E: 0 K: 1 S: 13	H: 2 LOB: 0 BB: 0 P: 20	R: 0 H: 0 E: 0 K: 0 S: 8	H: 0 LOB: 0 BB: 0 P: 11	R: 0 H: 0 E: 0 K: 0 S: 8	H: 0 LOB: 0 BB: 0 P: 11	1B: 4 2B: 4 3B: 0 HR: 2	SF: 0 SAC: 0 DP: 1 HBP: 1	WP: 1 PB: 0 SB: 2 CS: 0	PA: 34			
PITCHER	IP	WLS	BF	H	R	ER	SO	BB	IBB	HBP	BLK	WP	HR	S	P	ERA	WHIP								
Miguel Batista, R (1, 1) ERA: 9.59	6.0	L	26	7	5	5	5	2	1	0	0	0	0	54	104	7.50	1.500								
Jose Santiago, R (7, 1) ERA: 2.19	2.0		8	2	2	2	1	0	0	1	0	0	0	21	31	9.00	1.000								

Batter	1	2	3	4	5	6	7	8	9	10	11	12	AB	R	H	RBI	BB	SO	LOB	TOP			
Johnny Damon, L (1.7) OBP: 0.323, SLG: 0.421	F7		G4-3		P6				G3-1			SH1-4 BLK 2B BB	4	1	0	0	2	0	1				
Carlos Febles, R (1.4) OBP: 0.372, SLG: 0.341	2B		29 WP 29 S 1B		BB 2B 1B			SH5-3	G5-3			SH1-4	4	3	3	0	0	0	0				
29 Mike Sweeney, R (1.3) OBP: 0.382, SLG: 0.612 Dave McCarty, R (9.3) OBP: 0.342, SLG: 0.528	2B		1B BB		F8			SF9	F7				3	0	1	2	1	0	2				
Jermaine Dye, R (1.9) OBP: 0.429, SLG: 0.730	K		1B BB		G6-3					G5-3		G5-3	5	0	1	1	1	1	3				
Joe Randa, R (1.5) OBP: 0.415, SLG: 0.519	K		K		BB 2B			FC6-4 BB		K		P1	5	0	1	2	1	3	4				
Mark Quinn, R (1.10) OBP: 0.321, SLG: 0.492		G6-3				K				K			5	0	0	0	0	4	1				
Carlos Beltrán, S (1.8) OBP: 0.275, SLG: 0.302	F7				K			FC6-4 1B				K	5	0	0	0	0	3	1				
Jorge Fabregas, L (1.2) OBP: 0.302, SLG: 0.285	G4-3				K							F7	5	0	1	0	0	2	0				
Rey Sanchez, R (1.6) OBP: 0.300, SLG: 0.372			F8		BB 1B 2B BB			SH5-3 29 SF9 1B	L3			K	4	2	1	0	1	1	2				
Inning Stats	R: 1 E: 0 K: 2 S: 16	H: 2 LOB: 1 BB: 0 P: 24	R: 0 E: 0 K: 0 S: 6	H: 0 LOB: 0 BB: 0 P: 9	R: 1 E: 0 K: 1 S: 17	H: 2 LOB: 2 BB: 1 P: 26	R: 0 E: 0 K: 3 S: 10	H: 0 LOB: 0 BB: 0 P: 17	R: 2 E: 0 K: 0 S: 12	H: 2 LOB: 2 BB: 1 P: 22	R: 0 E: 0 K: 1 S: 9	H: 1 LOB: 1 BB: 0 P: 23	R: 0 E: 0 K: 2 S: 9	H: 0 LOB: 0 BB: 0 P: 10	R: 0 E: 0 K: 2 S: 7	H: 0 LOB: 0 BB: 0 P: 12	R: 1 E: 0 K: 0 S: 9	H: 1 LOB: 1 BB: 1 P: 13	1B: 5 2B: 4 3B: 0 HR: 0	SF: 1 SAC: 2 DP: 0 HBP: 0	WP: 1 PB: 0 SB: 0 CS: 0	PA: 50	
PITCHER	IP WLS BF H R ER SO BB IBB HBP BLK WP HR S P ERA WHIP	IP WLS BF H R ER SO BB IBB HBP BLK WP HR S P ERA WHIP	IP WLS BF H R ER SO BB IBB HBP BLK WP HR S P ERA WHIP	IP WLS BF H R ER SO BB IBB HBP BLK WP HR S P ERA WHIP	IP WLS BF H R ER SO BB IBB HBP BLK WP HR S P ERA WHIP	IP WLS BF H R ER SO BB IBB HBP BLK WP HR S P ERA WHIP	IP WLS BF H R ER SO BB IBB HBP BLK WP HR S P ERA WHIP	IP WLS BF H R ER SO BB IBB HBP BLK WP HR S P ERA WHIP	IP WLS BF H R ER SO BB IBB HBP BLK WP HR S P ERA WHIP	IP WLS BF H R ER SO BB IBB HBP BLK WP HR S P ERA WHIP	IP WLS BF H R ER SO BB IBB HBP BLK WP HR S P ERA WHIP	IP WLS BF H R ER SO BB IBB HBP BLK WP HR S P ERA WHIP	IP WLS BF H R ER SO BB IBB HBP BLK WP HR S P ERA WHIP	IP WLS BF H R ER SO BB IBB HBP BLK WP HR S P ERA WHIP	IP WLS BF H R ER SO BB IBB HBP BLK WP HR S P ERA WHIP	IP WLS BF H R ER SO BB IBB HBP BLK WP HR S P ERA WHIP	IP WLS BF H R ER SO BB IBB HBP BLK WP HR S P ERA WHIP	IP WLS BF H R ER SO BB IBB HBP BLK WP HR S P ERA WHIP	IP WLS BF H R ER SO BB IBB HBP BLK WP HR S P ERA WHIP	IP WLS BF H R ER SO BB IBB HBP BLK WP HR S P ERA WHIP	IP WLS BF H R ER SO BB IBB HBP BLK WP HR S P ERA WHIP	IP WLS BF H R ER SO BB IBB HBP BLK WP HR S P ERA WHIP	
Dave Burba, R (1.1) ERA: 5.1	7.0	31	7	5	5	9	4	0	0	0	0	0	122	6.43	1.571								
Sean DePaula, R (8.1) ERA: 4.09	2.0	8	1	0	0	1	1	0	0	0	0	0	23	3.3	0.00	1.000							
Steve Karsay, R (10.1) ERA: 3.12	2.0	6	0	0	0	4	0	0	0	0	0	0	16	2.3	0.00	0.000							
Steve Reed, R (12.1) ERA: 8.49	1.0	W	5	1	1	1	0	0	0	1	0	0	9	13	9.00	2.000							

Kansas City Royals @ Cleveland Indians
Jacobs Field, Cleveland, OH
Sat May 13 2000, 1:05 PM EDT
Alt. 40,689 - Cloudy - 64 F

AB 41
R 6
H 9
RBI 6
BB 6
SO 14
LOB 14



Batter	1	2	3	4	5	6	7	8	9	10	11	12	AB	R	H	RBI	BB	SO	LOB	BOTTOM						
Kenny Lofton, L (1.8) OBP: 0.364, SLG: 0.422	G5-3		K2-3		1B 1B			K	G3 BB			CS BB	4	0	1	0	2	2	0							
Omar Vizquel, S (1.6) OBP: 0.359, SLG: 0.371	E2 L8 1B		K		S 1B			G4-3 2B BB	G3		CS	L7	5	1	2	2	1	1	1							
Roberto Alomar, S (1.4) OBP: 0.327, SLG: 0.404	L8				F8			G4-3	K			BB 1B	6	1	1	0	0	2	5							
Manny Ramirez, R (1.9) OBP: 0.394, SLG: 0.626	L5				K			2B 2B			FC3-6 1B	BB 1B BB	5	2	2	1	1	2	1							
Jim Thome, L (1.10) OBP: 0.347, SLG: 0.571 Jobert Cabrera, R (8, PR) OBP: 0.376, SLG: 0.395 Enrique Wilson, S (12, PH) OBP: 0.421, SLG: 0.472	G4-3		G4-3		F8			2B	FC3-6		1B	1B BB	4	0	1	1	0	0	0							
David Justice, L (1.7) OBP: 0.396, SLG: 0.538	G4-3				1B 1B 1B			G1-3			F7	BB	5	1	2	2	1	0	1							
Travis Fryman, R (1.5) OBP: 0.352, SLG: 0.485					K			L9	K		F8	1B	5	0	1	0	0	2	4							
Richie Sexson, R (1.3) OBP: 0.323, SLG: 0.387	K				1B 1B			K				G1-3	5	2	2	1	0	2	1							
Sandy Alomar Jr., R (1.2) OBP: 0.366, SLG: 0.354			G6-3		F8			G5-3			HR	K	5	0	0	0	0	1	2							
Inning Stats	R: 0 E: 1 K: 0 S: 10	H: 1 LOB: 1 BB: 0 P: 16	R: 0 E: 0 K: 1 S: 8	H: 1 LOB: 1 BB: 0 P: 14	R: 0 E: 0 K: 2 S: 11	H: 0 LOB: 0 BB: 0 P: 11	R: 0 E: 0 K: 1 S: 9	H: 0 LOB: 0 BB: 0 P: 15	R: 2 E: 0 K: 2 S: 16	H: 4 LOB: 2 BB: 1 P: 26	R: 0 E: 0 K: 1 S: 10	H: 0 LOB: 0 BB: 0 P: 15	R: 0 E: 0 K: 2 S: 13	H: 2 LOB: 2 BB: 1 P: 25	R: 1 E: 0 K: 2 S: 13	H: 1 LOB: 1 BB: 1 P: 26	R: 0 E: 0 K: 0 S: 7	H: 1 LOB: 1 BB: 0 P: 10	R: 0 E: 0 K: 0 S: 12	H: 0 LOB: 0 BB: 0 P: 20	R: 2 E: 0 K: 0 S: 9	H: 2 LOB: 2 BB: 2 P: 20	1B: 9 2B: 2 3B: 0 HR: 1	SF: 0 SAC: 0 DP: 0 HBP: 0	WP: 0 PB: 0 SB: 1 CS: 1	PA: 52
PITCHER	IP WLS BF H R ER SO BB IBB HBP BLK WP HR S P ERA WHIP	IP WLS BF H R ER SO BB IBB HBP BLK WP HR S P ERA WHIP	IP WLS BF H R ER SO BB IBB HBP BLK WP HR S P ERA WHIP	IP WLS BF H R ER SO BB IBB HBP BLK WP HR S P ERA WHIP	IP WLS BF H R ER SO BB IBB HBP BLK WP HR S P ERA WHIP	IP WLS BF H R ER SO BB IBB HBP BLK WP HR S P ERA WHIP	IP WLS BF H R ER SO BB IBB HBP BLK WP HR S P ERA WHIP	IP WLS BF H R ER SO BB IBB HBP BLK WP HR S P ERA WHIP	IP WLS BF H R ER SO BB IBB HBP BLK WP HR S P ERA WHIP	IP WLS BF H R ER SO BB IBB HBP BLK WP HR S P ERA WHIP	IP WLS BF H R ER SO BB IBB HBP BLK WP HR S P ERA WHIP	IP WLS BF H R ER SO BB IBB HBP BLK WP HR S P ERA WHIP	IP WLS BF H R ER SO BB IBB HBP BLK WP HR S P ERA WHIP	IP WLS BF H R ER SO BB IBB HBP BLK WP HR S P ERA WHIP	IP WLS BF H R ER SO BB IBB HBP BLK WP HR S P ERA WHIP	IP WLS BF H R ER SO BB IBB HBP BLK WP HR S P ERA WHIP	IP WLS BF H R ER SO BB IBB HBP BLK WP HR S P ERA WHIP	IP WLS BF H R ER SO BB IBB HBP BLK WP HR S P ERA WHIP	IP WLS BF H R ER SO BB IBB HBP BLK WP HR S P ERA WHIP	IP WLS BF H R ER SO BB IBB HBP BLK WP HR S P ERA WHIP	IP WLS BF H R ER SO BB IBB HBP BLK WP HR S P ERA WHIP	IP WLS BF H R ER SO BB IBB HBP BLK WP HR S P ERA WHIP	IP WLS BF H R ER SO BB IBB HBP BLK WP HR S P ERA WHIP			
Jeff Suppan, R (1.1) ERA: 5.2	7.2	31	7	4	4	9	1	0	0	0	0	0	115	4.70	1.043											
Jerry Spradlin, R (8.1) ERA: 2.39	0.1	H	3	1	0	0	1	0	0	0	0	0	8	15	0.00	6.000										
Ricky Bottalico, R (9.1) ERA: 7.04	3.0	B	12	2	1	1	2	2	0	0	0	0	32	56	3.00	1.333										
Dan Reichert, R (12.1) ERA: 6.33	0.1	L	4	1	2	2	0	2	0	0	0	0	6	15	54.00	9.000										
Jose Santiago, R (12.1) ERA: 2.19	0.0	B	1	1	0	0	0	0	0	0	0	0	3	5	∞	∞										

Kansas City Royals @ Cleveland Indians
Jacobs Field, Cleveland, OH
Sat May 13 2000, 1:05 PM EDT
Alt. 40,689 - Cloudy - 64 F

AB 45
R 7
H 12
RBI 7
BB 6
SO 12
LOB 16



Batter	1	2	3	4	5	6	7	8	9	AB	R	H	RBI	BB	SO	LOB	TOP					
Luis Polonia, L OBP: 0.333, SLG: 0.400										4	1	2	2	0	0	0	Detroit Tigers @ Cleveland Indians Jacobs Field, Cleveland, OH Tue May 16 2000, 7:05 PM EDT Att: 40,633 - Cloudy - 63 F					
Brad Ausmus, R OBP: 0.388, SLG: 0.369										5	0	1	0	0	0	3						
Juan Encarnacion, R OBP: 0.361, SLG: 0.466										5	1	2	0	0	0	1						
Juan Gonzalez, R OBP: 0.308, SLG: 0.471										4	2	3	3	1	0	0						
Dean Palmer, R OBP: 0.339, SLG: 0.490										5	1	2	0	0	0	4						
Rich Becker, L OBP: 0.372, SLG: 0.365										5	1	2	2	0	2	2						
Gregg Jefferies, S OBP: 0.339, SLG: 0.364										4	2	1	1	1	1	0						
Jose Macias, S OBP: 0.381, SLG: 0.474										4	1	0	0	1	0	3						
Deivi Cruz, R OBP: 0.302, SLG: 0.420										5	0	2	1	0	1	2						
Inning Stats	R: 2 E: 0 K: 0 S: 10	H: 2 LOB: 0 BB: 0 P: 13	R: 0 E: 0 K: 1 S: 9	H: 0 LOB: 0 BB: 0 P: 17	R: 0 E: 0 K: 0 S: 9	H: 1 LOB: 1 BB: 0 P: 17	R: 3 E: 0 K: 1 S: 20	H: 4 LOB: 2 BB: 0 P: 34	R: 0 E: 0 K: 1 S: 12	H: 1 LOB: 1 BB: 0 P: 19	R: 2 E: 0 K: 0 S: 18	H: 3 LOB: 3 BB: 2 P: 32	R: 0 E: 0 K: 0 S: 7	H: 1 LOB: 1 BB: 1 P: 14	R: 2 E: 0 K: 0 S: 13	H: 3 LOB: 1 BB: 0 P: 23	R: 0 E: 0 K: 1 S: 6	H: 0 LOB: 0 BB: 0 P: 11	1B: 7 2B: 2 3B: 1 HR: 5	SF: 1 SAC: 0 DP: 1 HBP: 0	WP: 0 PB: 1 SB: 0 CS: 0	PA: 45
PITCHER	IP WLS BF H R ER SO BB IBB HBP BLK WP HR S P ERA WHIP																					
Charles Nagy, R ERA: 7.19	(1, 1) 5.0 W 24 8 5 4 3 0 0 0 0 0 0 3 60 100 7.20 1.600																					
Sean DePaula, R ERA: 5.4	(6, 1) 0.2 6 3 2 2 0 1 0 0 0 0 0 1 16 26 27.00 6.000																					
Steve Reed, R ERA: 8.25	(6, 1) 0.1 H 2 0 0 0 0 1 0 0 0 0 0 0 2 6 0.00 3.000																					
Ricardo Rincon, L ERA: 0.96	(7, 1) 0.1 H 3 1 0 0 0 1 0 0 0 0 0 0 4 9 0.00 6.000																					
Paul Shuey, R ERA: 3.1	(7, 1) 1.1 H 6 3 2 2 0 0 0 0 0 0 0 1 11 20 13.50 2.250																					
PITCHER	IP WLS BF H R ER SO BB IBB HBP BLK WP HR S P ERA WHIP																					
Steve Karsay, R ERA: 2.89	(8, 1) 1.1 S 4 0 0 0 1 0 0 0 0 0 0 0 11 19 0.00 0.000																					

Batter	1	2	3	4	5	6	7	8	9	AB	R	H	RBI	BB	SO	LOB	BOTTOM					
Kenny Lofton, L OBP: 0.365, SLG: 0.408										3	3	1	1	1	0	1	Detroit Tigers @ Cleveland Indians Jacobs Field, Cleveland, OH Tue May 16 2000, 7:05 PM EDT Att: 40,633 - Cloudy - 63 F					
Jolbert Cabrera, R OBP: 0.370, SLG: 0.386										1	0	0	0	0	0	0						
Omar Vizquel, S OBP: 0.358, SLG: 0.397										5	1	3	2	0	1	0						
Roberto Alomar, S OBP: 0.327, SLG: 0.396										4	2	1	0	1	1	2						
Manny Ramirez, R OBP: 0.385, SLG: 0.599										4	0	1	0	1	2	4						
Jim Thome, L OBP: 0.366, SLG: 0.571										4	1	2	3	1	1	2						
David Justice, L OBP: 0.385, SLG: 0.535										4	1	0	0	1	2	6						
Travis Fryman, R OBP: 0.358, SLG: 0.493										5	2	3	4	0	1	2						
Richie Sexson, R OBP: 0.319, SLG: 0.378										4	0	2	0	0	0	2						
Sandy Alomar Jr., R OBP: 0.339, SLG: 0.404										4	1	1	1	0	0	3						
Inning Stats	R: 3 E: 0 K: 2 S: 21	H: 4 LOB: 2 BB: 1 P: 39	R: 1 E: 0 K: 2 S: 10	H: 1 LOB: 1 BB: 1 P: 20	R: 3 E: 0 K: 0 S: 14	H: 2 LOB: 0 BB: 2 P: 28	R: 0 E: 1 K: 0 S: 9	H: 0 LOB: 2 BB: 1 P: 19	R: 2 E: 0 K: 0 S: 10	H: 3 LOB: 1 BB: 0 P: 19	R: 0 E: 0 K: 2 S: 8	H: 0 LOB: 0 BB: 0 P: 12	R: 1 E: 0 K: 0 S: 6	H: 1 LOB: 0 BB: 0 P: 11	R: 1 E: 0 K: 2 S: 14	H: 3 LOB: 2 BB: 0 P: 25	R: 1 E: 0 K: 2 S: 14	H: 0 LOB: 0 BB: 0 P: 11	1B: 9 2B: 1 3B: 2 HR: 2	SF: 0 SAC: 0 DP: 1 HBP: 0	WP: 0 PB: 0 SB: 0 CS: 0	PA: 43
PITCHER	IP WLS BF H R ER SO BB IBB HBP BLK WP HR S P ERA WHIP																					
Hideo Nomo, R ERA: 5.26	(1, 1) 2.0 L 16 6 7 7 4 4 0 0 0 0 0 1 40 71 31.50 5.000																					
Willie Blair, R ERA: 4.18	(3, 1) 4.2 20 5 3 3 2 1 0 0 0 0 0 1 40 71 5.79 1.286																					
Jim Poole, L ERA: 7.27	(7, 1) 0.2 3 1 1 1 1 0 0 0 0 0 0 0 8 12 13.50 1.500																					
Danny Patterson, R ERA: 3.0	(8, 1) 0.2 4 2 0 0 1 0 0 0 0 0 0 0 8 15 0.00 3.000																					

Batter	1	2	3	4	5	6	7	8	9	AB	R	H	RBI	BB	SO	LOB	TOP																			
Luis Polonia, L (1, 10) OBP: 0.323, SLG: 0.385	L8		K		K		L6			4	0	0	0	0	2	4	Detroit Tigers @ Cleveland Indians Jacobs Field, Cleveland, OH Wed May 17 2000, 7:05 PM EDT Att: 40,652 - Cloudy - 73 F																			
Brad Ausmus, R (1, 2) OBP: 0.358, SLG: 0.357	G4-3		K		K		K			4	0	0	0	0	3	4																				
Juan Encarnacion, R (1, 8) OBP: 0.359, SLG: 0.457	K			E S BB		G4-3		G4-3		3	0	0	0	1	1	0																				
Juan Gonzalez, R (1, 9) OBP: 0.306, SLG: 0.488		HR		K		F9		K		4	1	1	1	0	2	1																				
Bobby Higginson, L (1, 7) OBP: 0.323, SLG: 0.402	K			K		K		G3		4	0	0	0	0	3	1																				
Dean Palmer, R (1, 5) OBP: 0.345, SLG: 0.485		1B		K					G5-3	3	1	1	0	1	1	1																				
Gregg Jefferies, S (1, 3) OBP: 0.336, SLG: 0.359	F8									4	0	1	0	0	1	2																				
Jose Macias, S (1, 4) OBP: 0.360, SLG: 0.435	P5									4	0	1	0	0	0	2																				
Deivi Cruz, R (1, 6) OBP: 0.310, SLG: 0.426			L4							3	0	2	1	0	0	0																				
Inning Stats	R: 0 E: 0 K: 1 S: 8	H: 0 LOB: 0 BB: 0 P: 12	R: 1 E: 0 K: 1 S: 10	H: 2 LOB: 1 BB: 0 P: 14	R: 0 E: 0 K: 2 S: 10	H: 0 LOB: 0 BB: 0 P: 16	R: 0 E: 1 K: 3 S: 13	H: 0 LOB: 1 BB: 1 P: 23	R: 0 E: 0 K: 2 S: 11	H: 2 LOB: 2 BB: 0 P: 13	R: 0 E: 0 K: 1 S: 8	H: 0 LOB: 0 BB: 0 P: 12	R: 1 E: 0 K: 2 S: 14	H: 2 LOB: 2 BB: 1 P: 23	R: 0 E: 0 K: 0 S: 7	H: 0 LOB: 0 BB: 0 P: 8	1B: 5 2B: 0 3B: 0 HR: 1	SF: 0 SAC: 0 DP: 0 HBP: 0	WP: 1 PB: 0 SB: 1 CS: 0	PA: 35																
PITCHER	IP	WLS	BF	H	R	ER	SO	BB	IBB	HBP	BLK	WP	HR	S	P	ERA	WHIP	PITCHER		IP	WLS	BF	H	R	ER	SO	BB	IBB	HBP	BLK	WP	HR	S	P	ERA	WHIP
Bartolo Colon, R (1, 1) ERA: 3.95	7.0	W	29	6	2	2	12	2	0	0	0	1	1	74	113	2.57	1.143																			
Steve Reed, R (8, 1) ERA: 7.07	2.0		6	0	0	0	1	0	0	0	0	0	0	15	20	0.00	0.000																			


Batter	1	2	3	4	5	6	7	8	9	AB	R	H	RBI	BB	SO	LOB	BOTTOM																				
Roberto Alomar, S (1, 4) OBP: 0.335, SLG: 0.409	G4-6-3 1B		F9			1B 2B		L7		5	1	3	0	0	0	1	Detroit Tigers @ Cleveland Indians Jacobs Field, Cleveland, OH Wed May 17 2000, 7:05 PM EDT Att: 40,652 - Cloudy - 73 F																				
Omar Vizquel, S (1, 6) OBP: 0.359, SLG: 0.397	G4-6-3 1-2		G5-3		2B 1B	WP 1B		F7		5	0	2	0	0	0	2																					
David Justice, L (1, 10) OBP: 0.386, SLG: 0.550	2B BB		HR		F8	F7		G4-3		4	1	1	1	1	0	5																					
Manny Ramirez, R (1, 9) OBP: 0.393, SLG: 0.613	2B 1-H		P6		2B 2H	2B				3	0	2	1	1	0	0																					
Travis Fryman, R (1, 5) OBP: 0.361, SLG: 0.514		HR		G6-4-3 1B		F9		F7		4	1	2	1	0	0	5																					
Richie Sexson, R (1, 3) OBP: 0.324, SLG: 0.377		1-3 BB		G6-4-3 1-2		2B HR 1B		G5-3		3	1	1	0	1	0	1																					
Alex Ramirez, R (1, 7) OBP: 0.304, SLG: 0.500	L1-3			HR		HR 2B		G5-3		4	2	2	1	0	0	1																					
Sandy Alomar Jr., R (1, 2) OBP: 0.350, SLG: 0.500		3B		G6-3		HR		G5-3		4	1	2	3	0	0	0																					
Jolbert Cabrera, R (1, 8) OBP: 0.360, SLG: 0.375	F9				G1-3	G1-3				4	0	1	0	0	0	1																					
Inning Stats	R: 0 E: 0 K: 0 S: 11	H: 2 LOB: 2 BB: 1 P: 22	R: 1 E: 0 K: 0 S: 11	H: 2 LOB: 1 BB: 1 P: 22	R: 1 E: 0 K: 0 S: 11	H: 1 LOB: 0 BB: 0 P: 16	R: 1 E: 0 K: 0 S: 7	H: 2 LOB: 0 BB: 0 P: 10	R: 1 E: 0 K: 0 S: 12	H: 3 LOB: 2 BB: 0 P: 20	R: 3 E: 0 K: 0 S: 13	H: 5 LOB: 3 BB: 1 P: 23	R: 0 E: 0 K: 0 S: 6	H: 0 LOB: 0 BB: 0 P: 8	R: 0 E: 0 K: 0 S: 12	H: 1 LOB: 1 BB: 0 P: 15	1B: 7 2B: 5 3B: 1 HR: 4	SF: 0 SAC: 0 DP: 3 HBP: 0	WP: 1 PB: 0 SB: 0 CS: 0	PA: 39																	
PITCHER	IP	WLS	BF	H	R	ER	SO	BB	IBB	HBP	BLK	WP	HR	S	P	ERA	WHIP	PITCHER		IP	WLS	BF	H	R	ER	SO	BB	IBB	HBP	BLK	WP	HR	S	P	ERA	WHIP	
C.J. Nitkowski, L (1, 1) ERA: 7.09	4.2	L	22	10	4	4	0	0	0	0	0	0	1	10	13	40.50	6.000																				
Masao Kida, R (5, 1) ERA: 10.13	0.2		6	4	3	3	0	0	0	0	0	0	0	1	10	13	40.50	6.000																			
Mark Johnson, R (6, 1) ERA: 5.73	1.2		7	1	0	0	0	0	1	0	0	1	0	10	19	0.00	0.600																				
Matt Anderson, R (8, 1) ERA: 3.94	1.0		4	1	0	0	0	0	0	0	0	0	0	12	15	0.00	1.000																				


AB	33
R	2
H	6
RBI	2
BB	2
SO	13
LOB	15



AB	36
R	7
H	16
RBI	7
BB	3
SO	0
LOB	16



Batter	1	2	3	4	5	6	7	8	9	AB R H RBI BB SO LOB	TOP																								
											<p style="text-align: center;">Detroit Tigers @ Cleveland Indians Jacobs Field, Cleveland, OH Thu May 18 2000, 7:05 PM EDT</p> <p style="text-align: right;">livebaseballscorecards.com</p> <p>AB 0 R 0 H 0 RBI 0 BB 0 SO 0 LOB 0</p> 																								
Inning Stats										1B: 0 SF: 0 WP: 0 PA: 0 2B: 0 SAC: 0 FB: 0 3B: 0 DP: 0 SB: 0 HR: 0 HBP: 0 CS: 0																									
PITCHER	IP	WLS	BF	H	R	ER	SO	BB	IBB	HBP	BLK	WP	HR	S	P	ERA	WHIP	PITCHER	IP	WLS	BF	H	R	ER	SO	BB	IBB	HBP	BLK	WP	HR	S	P	ERA	WHIP

Batter	1	2	3	4	5	6	7	8	9	AB R H RBI BB SO LOB	BOTTOM																								
											<p style="text-align: center;">Detroit Tigers @ Cleveland Indians Jacobs Field, Cleveland, OH Thu May 18 2000, 7:05 PM EDT</p> <p style="text-align: right;">livebaseballscorecards.com</p> <p>AB 0 R 0 H 0 RBI 0 BB 0 SO 0 LOB 0</p> 																								
Inning Stats										1B: 0 SF: 0 WP: 0 PA: 0 2B: 0 SAC: 0 FB: 0 3B: 0 DP: 0 SB: 0 HR: 0 HBP: 0 CS: 0																									
PITCHER	IP	WLS	BF	H	R	ER	SO	BB	IBB	HBP	BLK	WP	HR	S	P	ERA	WHIP	PITCHER	IP	WLS	BF	H	R	ER	SO	BB	IBB	HBP	BLK	WP	HR	S	P	ERA	WHIP

Batter	1	2	3	4	5	6	7	8	9	AB	R	H	RBI	BB	SO	LOB	TOP										
Chuck Knoblauch, R OBP: 0.310, SLG: 0.342 (1, 4)	G4-6-3 BB	1-1 1B		4-2 2B BB	2-2 FC3-6 1B	1-2 F8			0-2 L9	4	1	2	2	2	0	1	New York Yankees @ Cleveland Indians Jacobs Field, Cleveland, OH Fri May 19 2000, 7:05 PM EDT Att. 42,642 - Overcast - 50 F										
Bernie Williams, S OBP: 0.383, SLG: 0.612 (1, 8)	G4-6-3 1-2 BB	1-0 P6		2-1 2B 2B	1-1 FC3-6 HR		2-1 G5-3	1-0 1B	6	2	2	3	0	0	5												
Paul O'Neill, L OBP: 0.368, SLG: 0.463 (1, 9)	4-2 FC6 BB		0-0 G6-3	2-H 1B 2B	1-1 HR		0-1 1B	0-2 G6-3	5	2	3	3	1	0	1												
Tino Martinez, L OBP: 0.348, SLG: 0.455 (1, 3)	1-1 FC6		1-3 K	2-2 20 1B 1B	0-0 G4-3		0-2 F8		5	0	1	1	0	1	2												
2D Jorge Posada, S OBP: 0.430, SLG: 0.693 (1, 2)		1-2 BB 1B 1B	0-0 G4-3	1-0 1B		1-3 K	2-1 G5-3		5	1	2	0	0	1	1												
Shane Spencer, R OBP: 0.295, SLG: 0.461 (1, 10)		0-3 K		2-3 BB 1B		1-0 HR 1B		1-3 K	3	2	1	0	2	2	1												
Ricky Ledee, L OBP: 0.328, SLG: 0.364 (1, 7)	4-2 1B BB BB			E8 1B		1-0 HR		0-3 K	4	2	2	2	1	1	3												
Scott Brosius, R OBP: 0.341, SLG: 0.329 (1, 5)	4-2 1B BB			0-3 K	1-0 G5-3	4-2 G3 BB		1-3 K	3	0	0	0	2	2	2												
Alfonso Soriano, R OBP: 0.188, SLG: 0.419 (1, 6)	2-2 L8			0-1 G5-3	0-2 1B 2B	0-1 G3		2-3 K	5	1	1	0	0	1	6												
Inning Stats	R: 0 E: 0 K: 0 S: 7	H: 0 LOB: 1 BB: 2 P: 18	R: 1 E: 0 K: 1 S: 18	H: 2 LOB: 3 BB: 2 P: 31	R: 0 E: 0 K: 1 S: 5	H: 0 LOB: 0 BB: 0 P: 6	R: 5 E: 1 K: 1 S: 25	H: 5 LOB: 3 BB: 3 P: 42	R: 3 E: 0 K: 0 S: 12	H: 3 LOB: 0 BB: 0 P: 17	R: 2 E: 0 K: 1 S: 15	H: 2 LOB: 1 BB: 1 P: 23	R: 0 E: 0 K: 3 S: 9	H: 1 LOB: 1 BB: 0 P: 13	R: 0 E: 0 K: 3 S: 9	H: 0 LOB: 0 BB: 0 P: 11		R: 0 E: 0 K: 1 S: 10	H: 1 LOB: 1 BB: 0 P: 13	1B: 9 2B: 3 3B: 0 HR: 2	SF: 0 SAC: 0 DP: 1 HBP: 0	WP: 0 PB: 0 SB: 1 CS: 0	PA: 48				
PITCHER	IP	WLS	BF	H	R	ER	SO	BB	IBB	HBP	BLK	WP	HR	S	P	ERA	WHIP										
Dave Burba, R ERA: 5.87 (1, 1)	3.2		23	7	6	6	3	6	0	0	0	0	0	50	88	14.73	3.545										
Scott Kamieniecki, R ERA: 5.6 (4, 1)	1.2	L	12	5	5	5	1	2	0	0	0	0	2	27	43	27.00	4.200										
Steve Reed, R ERA: 6.75 (6, 1)	0.2		2	0	0	0	0	0	0	0	0	0	0	5	6	0.00	0.000										
Mark Watson, L ERA: (7, 1)	2.0		7	1	0	0	3	0	0	0	0	0	0	18	24	0.00	0.500										
Sean DePaula, R ERA: 4.87 (9, 1)	1.0		4	1	0	0	1	0	0	0	0	0	0	10	13	0.00	1.000										
Batter	1	2	3	4	5	6	7	8	9	AB	R	H	RBI	BB	SO	LOB	BOTTOM										
Roberto Alomar, S OBP: 0.349, SLG: 0.425 (1, 4)	G6-3 1B 2B	1-0 FC4-6		4-2 WP HR BB	3-2 S 1B		3-1 1B		4	2	3	1	1	0	1	New York Yankees @ Cleveland Indians Jacobs Field, Cleveland, OH Fri May 19 2000, 7:05 PM EDT Att. 42,642 - Overcast - 50 F											
Omar Vizquel, S OBP: 0.349, SLG: 0.384 (1, 6)	1-2 F8		0-0 G4-3	1-3 K	2-3 K		0-3 K		5	0	0	0	0	3	7												
Travis Fryman, R OBP: 0.363, SLG: 0.507 (1, 5)	3-2 G6-3		4-1 BB BB	3-3 K		0-2 FC6 1B		2-2 G6-3	4	1	1	0	1	1	3												
Manny Ramirez, R OBP: 0.399, SLG: 0.630 (1, 9)	3-2 PB 1B		4-2 BB BB	2-1 HR		1-1 F8		3-3 K	4	1	2	4	1	1	1												
Jim Thome, L OBP: 0.361, SLG: 0.555 (1, 3)	3-3 K		4-2 BB	0-3 K		3-2 L8		2-3 K	4	0	0	0	1	3	2												
Alex Ramirez, R OBP: 0.286, SLG: 0.423 (1, 10)	0-1 G4-3		4-1 BB		1-1 G4-3	2-1 FC6		0-3 K	4	0	0	1	1	1	3												
Sandy Alomar Jr., R OBP: 0.339, SLG: 0.492 (1, 2)		0-0 P4	1-2 G6-4-3		2-1 G6-3		1-0 F7		0-1 2B	5	0	1	0	0	3												
Richie Sexson, R OBP: 0.333, SLG: 0.403 (1, 7)	1-1 G6-3		0-1 HR	4-2 BB 1B		1-1 FC5-4 1B		1-3 K	4	2	2	1	1	1	1												
Jolbert Cabrera, R OBP: 0.345, SLG: 0.346 (1, 8)	0-2 E5		1-0 E6	4-0 1B BB		2-2 FC5-4 1B		2-2 P4	4	1	0	0	1	0	2												
Inning Stats	R: 1 E: 0 K: 1 S: 20	H: 2 LOB: 2 BB: 0 P: 33	R: 0 E: 1 K: 0 S: 7	H: 0 LOB: 1 BB: 0 P: 9	R: 1 E: 0 K: 0 S: 13	H: 0 LOB: 2 BB: 4 P: 31	R: 4 E: 1 K: 3 S: 19	H: 2 LOB: 0 BB: 1 P: 30	R: 1 E: 0 K: 1 S: 14	H: 1 LOB: 2 BB: 2 P: 30	R: 0 E: 0 K: 0 S: 10	H: 1 LOB: 2 BB: 0 P: 16	R: 0 E: 0 K: 2 S: 11	H: 2 LOB: 2 BB: 0 P: 18	R: 0 E: 0 K: 2 S: 11		H: 0 LOB: 0 BB: 0 P: 18	R: 0 E: 0 K: 2 S: 14	H: 1 LOB: 1 BB: 0 P: 17	1B: 5 2B: 2 3B: 0 HR: 2	SF: 0 SAC: 0 DP: 1 HBP: 0	WP: 1 PB: 1 SB: 1 CS: 0	PA: 45				
PITCHER	IP	WLS	BF	H	R	ER	SO	BB	IBB	HBP	BLK	WP	HR	S	P	ERA	WHIP										
Andy Pettitte, L ERA: 4.88 (1, 1)	4.0		23	4	6	3	4	5	0	0	0	0	0	59	103	6.75	2.250										
Ramiro Mendoza, R ERA: 4.72 (5, 1)	2.2	W	14	4	1	1	1	2	0	0	0	0	0	32	61	3.38	2.250										
Jeff Nelson, R ERA: 1.16 (7, 1)	1.1	H	4	0	0	0	3	0	0	0	0	0	0	14	21	0.00	0.000										
Mike Stanton, L ERA: 3.24 (9, 1)	1.0		4	1	0	0	2	0	0	0	0	0	0	14	17	0.00	1.000										

Batter	1	2	3	4	5	6	7	8	9	AB	R	H	RBI	BB	SO	LOB	TOP			
Chuck Knoblauch, R (1, 4) OBP: 0.313, SLG: 0.361	1-2 1B SF7 2B	3-3 K		1-1 1B 2B		2-1 F9		3-3 K		5	2	2	0	0	2	2	New York Yankees @ Cleveland Indians Jacobs Field, Cleveland, OH Sat May 20 2000, 1:05 PM EDT Att. 42,583 - Overcast - 49 F			
Bernie Williams, S (1, 8) OBP: 0.394, SLG: 0.695	0-0 20 2B 2-3 1B	0-0 F9		3-2 G6-3			1-1 FC4-6 1B		1-2 G3-1	5	0	2	0	0	0	2				
Paul O'Neill, L (1, 9) OBP: 0.363, SLG: 0.454	1-3 K		1-3 K	0-0 WP 1B			3-0 F7		2-3 K	5	0	1	1	0	3	3				
Shane Spencer, R (1, 7) OBP: 0.298, SLG: 0.465 Lance Johnson, L (4, PH) OBP: 0.231, SLG: 0.269	3-2 SF7		1-1 BB WP 1B	3-3 K			1-2 FC4-6 FC6-4 20 E 1-2		2-3 K	1	0	1	1	0	0	0				
20 Jorge Posada, S (1, 3) OBP: 0.438, SLG: 0.699	0-2 2B		3-3 K		4-2 L9-4-3 BB		1 SAFE 4-1 FC6-4 BB			2	0	1	0	2	1	1				
Jim Leyritz, R (1, 10) OBP: 0.283, SLG: 0.286	4-0 BB		4-2 BB	1-2 BB		0-2 L9-4-3	1-2 FC6-4 BB		0-1 FC6-4	2	0	0	0	2	0	3				
Chris Turner, R (1, 2) OBP: 0.500, SLG: 0.600 Tino Martinez, L (8, PH) OBP: 0.352, SLG: 0.458	3-2 L9		4-1 BB	1-2 BB		0-1 G5-3		2-2 S 1B		2	0	0	0	1	0	3				
Scott Brosius, R (1, 5) OBP: 0.326, SLG: 0.311		1-2 G5-3	2-2 G6-3			1-3 K		2-0 F8		4	0	0	0	0	1	4				
Alfonso Soriano, R (1, 6) OBP: 0.194, SLG: 0.400	0-1 S 1B			1-2 F9		1-1 F9		0-3 K		4	0	1	0	0	1	1				
Inning Stats	R: 1 E: 0 K: 1 S: 21	H: 3 LOB: 3 BB: 1 P: 33	R: 0 E: 0 K: 1 S: 9	H: 1 LOB: 1 BB: 0 P: 13	R: 0 E: 0 K: 2 S: 15	H: 1 LOB: 2 BB: 2 P: 30	R: 1 E: 0 K: 1 S: 13	H: 2 LOB: 1 BB: 0 P: 21	R: 0 E: 0 K: 0 S: 7	H: 0 LOB: 0 BB: 1 P: 11	R: 0 E: 1 K: 0 S: 9	H: 1 LOB: 2 BB: 1 P: 18	R: 0 E: 0 K: 2 S: 11	H: 1 LOB: 1 BB: 0 P: 18	R: 0 E: 0 K: 2 S: 9	H: 0 LOB: 0 BB: 14		1B: 6 2B: 4 3B: 0 HR: 0	SF: 1 SAC: 0 DP: 1 HBP: 0	WP: 2 PB: 0 SB: 2 CS: 0
PITCHER	IP WLS BF H R ER SO BB IBB HBP BLK WP HR S P ERA WHIP	IP WLS BF H R ER SO BB IBB HBP BLK WP HR S P ERA WHIP																		
Chuck Finley, L (1, 1) ERA: 3.84	6.2	32	8	2	2	6	5	0	0	0	0	2	0	0	79	135	2.70	1.950		
Sean DePaula, R (7, 1) ERA: 4.5	1.1	5	1	0	0	2	0	0	0	0	0	0	0	13	20	0.00	0.750			
Paul Shuey, R (9, 1) ERA: 2.95	1.0	W	3	0	0	2	0	0	0	0	0	0	0	9	14	0.00	0.000			

Batter	1	2	3	4	5	6	7	8	9	AB	R	H	RBI	BB	SO	LOB	BOTTOM			
Kenny Lofton, L (1, 8) OBP: 0.356, SLG: 0.392	1-2 G4-3		1-0 F9		2-3 K		0-2 SF7		4-0 BB WP BB	3	0	0	1	1	1	0	New York Yankees @ Cleveland Indians Jacobs Field, Cleveland, OH Sat May 20 2000, 1:05 PM EDT Att. 42,583 - Overcast - 49 F			
Omar Vizquel, S (1, 6) OBP: 0.382, SLG: 0.382	4-1 S BB		4-0 CS BB	1-2 BB	4-2 L9-2 BB		3-H 1-1 L3		4-0 BB BB	1	0	0	0	4	0	0				
Roberto Alomar, S (1, 4) OBP: 0.350, SLG: 0.420	2-3 K		3-1 S 1B	1-2 1B	2-1 L9-2			1-3 K	4-2 BB	4	0	1	1	1	2	2				
Manny Ramirez, R (1, 9) OBP: 0.401, SLG: 0.622	2-1 F9		4-1 BB	1-2 BB		3-3 K		4-1 1B BB		2	0	0	0	2	1	1				
Jim Thome, L (1, 3) OBP: 0.358, SLG: 0.546		1-2 P6	1-3 K			1-3 K		1-2 L5-3 1B		4	0	1	0	0	2	2				
Travis Fryman, R (1, 5) OBP: 0.380, SLG: 0.500		1-2 G1-3		1-2 E5 G6-3 1B		0-1 F9		3-2 L5-3		4	0	1	0	0	0	2				
Richie Sexson, R (1, 7) OBP: 0.338, SLG: 0.428		2-2 FC5-4 1B		2-2 G6-3			0-1 HR		1-3 K	4	1	2	1	0	1	1				
Enrique Wilson, S (1, 10) OBP: 0.482, SLG: 0.513 Jolbert Cabrera, R (9, PR) OBP: 0.345, SLG: 0.346		2-1 FC5-4 1B		3-2 F8			3-1 SH3-4 SF7 2B		4-2 WP BB BB	3	1	2	0	1	0	1				
Einar Diaz, R (1, 2) OBP: 0.360, SLG: 0.452		0-1 FC5-4		1-1 L6			0-1 SH3-4		0-2 F9	3	0	0	0	0	0	4				
Inning Stats	R: 0 E: 0 K: 1 S: 9	H: 0 LOB: 1 BB: 1 P: 18	R: 0 E: 0 K: 0 S: 15	H: 2 LOB: 2 BB: 0 P: 21	R: 0 E: 0 K: 1 S: 8	H: 1 LOB: 2 BB: 2 P: 21	R: 0 E: 1 K: 0 S: 11	H: 1 LOB: 1 BB: 0 P: 18	R: 0 E: 0 K: 1 S: 7	H: 0 LOB: 0 BB: 1 P: 15	R: 2 E: 0 K: 0 S: 11	H: 2 LOB: 0 BB: 0 P: 15	R: 0 E: 0 K: 1 S: 11	H: 1 LOB: 1 BB: 1 P: 20	R: 1 E: 0 K: 1 S: 10	H: 0 LOB: 3 BB: 4 P: 27		1B: 5 2B: 3 3B: 0 HR: 1	SF: 1 SAC: 1 DP: 2 HBP: 0	WP: 1 PB: 0 SB: 2 CS: 1
PITCHER	IP WLS BF H R ER SO BB IBB HBP BLK WP HR S P ERA WHIP	IP WLS BF H R ER SO BB IBB HBP BLK WP HR S P ERA WHIP																		
David Cone, R (1, 1) ERA: 5.75	6.1	27	6	2	2	5	4	0	0	0	0	0	0	0	64	114	2.84	1.579		
Mike Stanton, L (7, 1) ERA: 3.09	1.0	B	3	0	0	1	0	0	0	0	0	0	0	8	10	0.00	0.000			
Jeff Nelson, R (8, 1) ERA: 1.46	1.1	L	9	1	1	1	5	0	0	0	1	0	0	18	43	6.75	4.500			



Batter	1	2	3	4	5	6	7	8	9	AB	R	H	RBI	BB	SO	LOB	TOP				
Chuck Knoblauch R (1, 4) <small>OBP: 0.313, SLG: 0.360</small> Wilson Delgado S (8, FH) <small>OBP: 0.344, SLG: 0.296</small>	G5-3		1B			F9		G3		3	0	1	0	0	0	0	New York Yankees @ Cleveland Indians Jacobs Field, Cleveland, OH Sun May 21 2000, 1:05 PM EDT Att: 42,587 - Sunny - 55 F				
Bernie Williams S (1, 8) <small>OBP: 0.381, SLG: 0.596</small>	G4-3		G5-3			L8		G4-6-3	1B	4	1	1	0	0	0	1					
Paul O'Neill L (1, 9) <small>OBP: 0.366, SLG: 0.452</small>	BB			G1-3		G1-3		E8	1B	3	0	1	0	1	0	0					
Tino Martinez L (1, 3) <small>OBP: 0.344, SLG: 0.446</small>	G4-3			K		F8		G4-6-3	1B	4	0	0	0	0	1	2					
2D Jorge Posada S (1, 2) <small>OBP: 0.439, SLG: 0.611</small>		G4-6-3	BB		K			F8		3	0	1	0	1	1	0					
Ricky Ledee L (1, 7) <small>OBP: 0.328, SLG: 0.356</small>	G4-6-3				G4-3			G6-4-3	BB	2	0	0	0	1	0	1					
Jim Leyritz R (1, 10) <small>OBP: 0.244, SLG: 0.263</small>	G6-3				G5-3			G6-4-3	1B	3	0	0	0	0	0	2					
Scott Brosius R (1, 5) <small>OBP: 0.326, SLG: 0.303</small>			G5-3			F8		F8		2	0	0	0	1	0	0					
Alfonso Soriano R (1, 6) <small>OBP: 0.179, SLG: 0.368</small>			F8		F2			K		3	0	0	0	0	1	1					
Inning Stats	R: 0 E: 0 K: 0 S: 10	H: 0 LOB: 1 BB: 1 P: 19	R: 0 E: 0 K: 0 S: 10	H: 0 LOB: 0 BB: 1 P: 18	R: 0 E: 0 K: 0 S: 7	H: 1 LOB: 1 BB: 0 P: 9	R: 0 E: 0 K: 2 S: 7	H: 0 LOB: 0 BB: 1 P: 8	R: 0 E: 0 K: 0 S: 8	H: 0 LOB: 1 BB: 1 P: 15	R: 0 E: 0 K: 0 S: 5	H: 1 LOB: 1 BB: 1 P: 10	R: 0 E: 0 K: 1 S: 8	H: 0 LOB: 0 BB: 0 P: 12	R: 1 E: 1 K: 0 S: 11	H: 2 LOB: 0 BB: 0 P: 20	1B: 3 2B: 1 3B: 0 HR: 0	SF: 0 SAC: 0 DP: 3 HBP: 0	WP: 0 PB: 0 SB: 0 CS: 0	PA: 32	
PITCHER	IP	WLS	BF	H	R	ER	SO	BB	IBB	HBP	BLK	WP	HR	S	P	ERA	WHIP				
Paul Rigdon R (1, 1) <small>ERA: 6.32</small>	7.0	W	25	2	0	0	2	4	0	0	0	0	0	54	92	0.00	0.857				
Steve Reed R (8, 1) <small>ERA: 6.32</small>	1.0		3	0	0	0	1	0	0	0	0	0	0	8	12	0.00	0.000				
Mark Watson L (9, 1) <small>ERA: 6.32</small>	1.0		4	2	1	0	0	0	0	0	0	0	0	11	20	0.00	2.000				

AB	28
R	1
H	4
RBI	0
BB	4
SO	3
LOB	7



Batter	1	2	3	4	5	6	7	8	9	AB	R	H	RBI	BB	SO	LOB	BOTTOM				
Kenny Lofton L (1, 8) <small>OBP: 0.368, SLG: 0.397</small>	CS	G4-3		L9		BB		L1-3	1B	4	0	2	0	1	0	2	New York Yankees @ Cleveland Indians Jacobs Field, Cleveland, OH Sun May 21 2000, 1:05 PM EDT Att: 42,587 - Sunny - 55 F				
Omar Vizquel S (1, 6) <small>OBP: 0.352, SLG: 0.369</small>	E6		L7	G3		G5-3		F8		5	1	0	0	0	0	7					
Roberto Alomar S (1, 4) <small>OBP: 0.357, SLG: 0.429</small>	2B		HR	BB		F8		L1-3	1B	4	2	2	0	1	0	1					
Manny Ramirez R (1, 9) <small>OBP: 0.403, SLG: 0.635</small>	HBP		K			P6		HR		3	1	1	2	0	1	1					
Jim Thome L (1, 3) <small>OBP: 0.355, SLG: 0.563</small>	SF9		HR			F9		K		3	1	1	3	0	1	0					
Travis Fryman R (1, 5) <small>OBP: 0.383, SLG: 0.503</small>	K		K			G5-3		WP	BB	3	0	1	0	1	2	2					
Richie Sexson R (1, 7) <small>OBP: 0.335, SLG: 0.423</small>		K		F9		K		1B		4	0	1	0	0	2	1					
Enrique Wilson S (1, 10) <small>OBP: 0.478, SLG: 0.595</small>		IHR		1B		G5-3		K		3	1	2	1	1	1	2					
Einar Diaz R (1, 2) <small>OBP: 0.355, SLG: 0.443</small>	F7			1B		G5-3		P4		4	0	1	0	0	0	4					
Inning Stats	R: 1 E: 1 K: 1 S: 11	H: 2 LOB: 2 BB: 0 P: 19	R: 1 E: 0 K: 1 S: 8	H: 1 LOB: 0 BB: 0 P: 14	R: 2 E: 0 K: 2 S: 13	H: 1 LOB: 1 BB: 1 P: 22	R: 0 E: 0 K: 0 S: 8	H: 2 LOB: 2 BB: 0 P: 10	R: 0 E: 0 K: 1 S: 12	H: 1 LOB: 3 BB: 2 P: 25	R: 2 E: 0 K: 2 S: 19	H: 3 LOB: 2 BB: 1 P: 30	R: 0 E: 0 K: 0 S: 5	H: 1 LOB: 0 BB: 0 P: 9	R: 1 E: 0 K: 0 S: 11	H: 6 LOB: 3 BB: 0 HR: 3	SF: 1 SAC: 0 DP: 1 HBP: 1	WP: 1 PB: 0 SB: 1 CS: 1	PA: 39		
PITCHER	IP	WLS	BF	H	R	ER	SO	BB	IBB	HBP	BLK	WP	HR	S	P	ERA	WHIP				
Orlando Hernandez R (1, 1) <small>ERA: 3.95</small>	6.0	L	31	9	6	5	5	3	0	1	0	0	0	67	114	7.50	2.000				
Jason Grimsley R (7, 1) <small>ERA: 1.73</small>	2.0		8	2	0	0	2	1	0	0	0	1	0	19	31	0.00	1.500				

AB	33
R	6
H	11
RBI	6
BB	4
SO	7
LOB	20



Batter	1	2	3	4	5	6	7	8	9	AB	R	H	RBI	BB	SO	LOB	TOP					
Kenny Lofton, L OBP: 0.358, SLG: 0.393	1-1 G5-3	1-2 F7		1-3 K		1-2 SH5-3 2B	1-2 FC4-6		1-2 G4-3	6	0	1	0	0	1	6						
Omar Vizquel, S OBP: 0.360, SLG: 0.375	2-2 G4-3		2-1 HR 1B	1-1 1B 1B		0-0 SH5-3 2-3		4-2 G6-3 BB		3	2	2	1	1	0	0						
Roberto Alomar, S OBP: 0.370, SLG: 0.459	4-2 BB BB		2-1 HR	1-1 1B 1B		0-1 F5		1-1 G6-3		4	1	2	3	1	0	2						
Manny Ramirez, R OBP: 0.403, SLG: 0.614	4-2 BB		0-0 G6-3	1-2 1B 1B		2-3 K		2-3 K		4	0	1	1	1	2	1						
Jim Thome, L OBP: 0.354, SLG: 0.572	3-2 F8		1-2 G3	0-3 K			3-1 HR		1-1 HR 2B	5	2	2	1	0	1	4						
David Justice, L OBP: 0.380, SLG: 0.544			1-0 G3		3-3 K		3-2 1B 2B		2-3 K	5	0	1	0	0	3	1						
Richie Sexson, R OBP: 0.329, SLG: 0.450			0-0 HR		2-2 G6-3		2-2 F8		1-0 HR	5	2	2	3	0	0	1						
Enrique Wilson, S OBP: 0.462, SLG: 0.583		3-2 G4-3		0-2 1B 1B		0-1 K		1-0 G1-3 1B		1	0	0	0	0	0	0						
Travis Fryman, R OBP: 0.369, SLG: 0.500				1-2 1B 1B						4	1	3	0	0	1	1						
Einar Diaz, R OBP: 0.364, SLG: 0.441		2-1 HBP		1-2 1B 1B			3-1 FC4-6 1B		0-2 G1-3	4	1	2	0	0	0	2						
Inning Stats	R: 0 E: 0 K: 0 S: 16	H: 0 LOB: 2 BB: 2 P: 30	R: 1 E: 0 K: 0 S: 12	H: 1 LOB: 0 BB: 0 P: 19	R: 2 E: 0 K: 0 S: 11	H: 2 LOB: 0 BB: 0 P: 17	R: 3 E: 0 K: 2 S: 21	H: 5 LOB: 2 BB: 0 P: 31	R: 0 E: 0 K: 1 S: 9	H: 1 LOB: 1 BB: 0 P: 15	R: 0 E: 0 K: 1 S: 11	H: 1 LOB: 2 BB: 0 P: 14	R: 1 E: 0 K: 1 S: 17	H: 3 LOB: 2 BB: 0 P: 30	R: 0 E: 0 K: 1 S: 8	H: 0 LOB: 0 BB: 1 P: 15	R: 2 E: 0 K: 1 S: 13	H: 3 LOB: 1 BB: 0 P: 19	1B: 9 2B: 3 3B: 0 HR: 4	SF: 0 SAC: 1 DP: 1 HBP: 1	WP: 0 PB: 0 SB: 0 CS: 0	PA: 46
PITCHER	IP	WLS	BF	H	R	ER	SO	BB	IBB	HBP	BLK	WP	HR	S	P	ERA	WHIP					
Jeff Weaver, R ERA: 4.88	4.0		23	8	6	6	3	2	0	1	0	0	2	60	29	13.50	2.500					
Danny Patterson, R ERA: 2.53	2.0	W	8	2	0	0	2	0	0	0	0	0	0	20	9	0.00	1.000					
Allen McDill, L ERA: 13.5	0.0		2	2	1	1	0	0	0	0	0	0	1	5	11	∞	∞					
Matt Anderson, R ERA: 3.38	1.0	H	4	1	0	0	1	0	0	0	0	0	0	12	19	0.00	1.000					
Doug Brocail, R ERA: 3.97	1.0	H	3	0	0	0	1	1	0	0	0	0	0	8	15	0.00	1.000					

Cleveland Indians @ Detroit Tigers
Comerica Park, Detroit, MI
Wed May 24, 2000, 7:05 PM EDT
Att: 27,274 - Cloudy - 76 F

AB 41
R 9
H 16
RBI 9
BB 3
SO 8
LOB 18



Batter	1	2	3	4	5	6	7	8	9	AB	R	H	RBI	BB	SO	LOB	BOTTOM					
Luis Polonia, L OBP: 0.321, SLG: 0.373	2-2 G1-3	4-0 1B FC5-2 BB	1-2 G4-3			1-0 1B G1-3 1B	0-0 G4-3			4	1	1	0	1	0	0						
Rich Becker, L OBP: 0.395, SLG: 0.395	1-2 E1 FC4-6	3-2 FC5-2 WP 2B 1B		2-2 G4-3		1-0 G1-3 BB 1B	4-2 1B BB			4	3	2	1	1	0	0						
Gregg Jefferies, S OBP: 0.345, SLG: 0.395	1-1 FC4-6 2B	4-2 FC5-2 BB		1-1 2B		4-2 BB G1-3 BB	0-1 1B			3	3	2	0	2	0	1						
Juan Gonzalez, R OBP: 0.318, SLG: 0.517	3-0 2B	2-2 FC5-2 BB		1-0 P6		1-0 G1-3	0-1 G4-6-3 1B			5	1	2	2	0	0	6						
Bobby Higginson, L OBP: 0.329, SLG: 0.434	1-2 BB 2B	0-1 2B		2-2 F7		1-2 BB 1B	4-0 G4-6-3			4	1	2	4	1	0	3						
Dean Palmer, R OBP: 0.396, SLG: 0.491	2-1 HBP				2-2 F7	0-3 K			1-2 G4-3	1	0	0	0	0	1	2						
Shane Halter, R OBP: 0.296, SLG: 0.404										3	0	0	0	0	1	3						
Brad Ausmus, R OBP: 0.371, SLG: 0.355	4-2 BB	2-2 G5-3			2-2 F8	4-2 1B BB		0-0 F7		3	0	0	1	2	0	2						
Jose Macias, S OBP: 0.391, SLG: 0.419	0-1 G1-3		1-2 G6-3		0-0 1B	1-2 BB		0-3 K		5	0	2	2	0	1	3						
Deivi Cruz, R OBP: 0.297, SLG: 0.400		3-1 BB 1B	1-2 G5-3		0-0 F8	0-0 P1				4	1	1	0	0	0	3						
Inning Stats	R: 2 E: 1 K: 0 S: 18	H: 2 LOB: 3 BB: 1 P: 32	R: 3 E: 0 K: 1 S: 19	H: 3 LOB: 2 BB: 2 P: 39	R: 0 E: 0 K: 0 S: 9	H: 0 LOB: 0 BB: 0 P: 12	R: 0 E: 0 K: 0 S: 9	H: 1 LOB: 1 BB: 0 P: 15	R: 0 E: 0 K: 0 S: 8	H: 1 LOB: 1 BB: 0 P: 12	R: 4 E: 0 K: 1 S: 17	H: 3 LOB: 2 BB: 3 P: 35	R: 1 E: 0 K: 0 S: 9	H: 2 LOB: 1 BB: 1 P: 13	R: 0 E: 0 K: 1 S: 9	H: 0 LOB: 0 BB: 0 P: 10	R: 0 E: 0 K: 1 S: 9	H: 0 LOB: 0 BB: 0 P: 10	1B: 8 2B: 4 3B: 0 HR: 0	SF: 0 SAC: 0 DP: 1 HBP: 1	WP: 1 PB: 0 SB: 0 CS: 0	PA: 44
PITCHER	IP	WLS	BF	H	R	ER	SO	BB	IBB	HBP	BLK	WP	HR	S	P	ERA	WHIP					
Tim Drew, R ERA: 27.0	1.0		11	4	5	3	0	2	0	0	0	0	0	23	47	27.00	6.000					
Jim Brower, R ERA: 6.75	4.0		16	3	0	0	1	1	0	0	0	1	0	40	63	0.00	1.000					
Mark Watson, L ERA: 9.0	0.0	L	3	2	3	3	0	1	0	0	0	0	0	5	11	∞	∞					
Sean DePaula, R ERA: 5.28	1.1	B	10	3	2	2	1	2	1	0	0	0	0	20	36	13.50	3.750					
Tom Martin, L ERA: 3.66	0.2		1	0	0	0	0	0	0	0	0	0	0	1	1	0.00	0.000					

Cleveland Indians @ Detroit Tigers
Comerica Park, Detroit, MI
Wed May 24, 2000, 7:05 PM EDT
Att: 27,274 - Cloudy - 76 F

AB 36
R 10
H 12
RBI 10
BB 7
SO 3
LOB 23




Batter	1	2	3	4	5	6	7	8	9	AB	R	H	RBI	BB	SO	LOB	TOP										
Roberto Alomar, S (1, 4) OBP: 0.367, SLG: 0.454	0-2 G1-6-3 1B		1-1 G4-3			2-2 G6-3		0-2 F7		4	0	1	0	0	0	0	Cleveland Indians @ Detroit Tigers Comerica Park, Detroit, MI Thu May 25 2000, 7:05 PM EDT Att: 30,103 - Cloudy - 69 F										
Omar Vizquel, S (1, 6) OBP: 0.358, SLG: 0.372	2-2 G1-6-3 1-2		1-1 G3			2-2 F9		0-2 G3-6-3 1B		4	0	1	0	0	0	1											
David Justice, L (1, 10) OBP: 0.377, SLG: 0.557	1-0 HR			1-3 K		2-2 G5-3		2-1 G3-6-3 1-2		4	1	1	1	0	1	1											
Manny Ramirez, R (1, 9) OBP: 0.405, SLG: 0.629	1-3 K			0-0 G6-3			0-0 HR 2B	2-1 SF8 3B		4	2	2	0	0	1	0											
Jim Thome, L (1, 3) OBP: 0.358, SLG: 0.587		1-2 L6		1-3 K			3-0 HR 2H	4-2 HBP BB		3	1	1	2	1	1	0											
Richie Sexson, R (1, 7) OBP: 0.327, SLG: 0.448		0-2 G4-3			1-1 G1-3 1B		0-0 F9	1-2 SF8		3	0	1	1	0	0	0											
Travis Fryman, R (1, 5) OBP: 0.378, SLG: 0.509		2-2 FC6-4 1B			0-2 G1-3 1-2		0-2 G4-3 2B	2-1 G6-3 HBP		3	0	2	0	0	0	1											
Einar Diaz, R (1, 2) OBP: 0.350, SLG: 0.423		1-2 FC6-4 1-2			0-0 G1-3		1-1 G4-3	1-1 G6-3		4	0	0	0	0	0	5											
Jolbert Cabrera, R (1, 8) OBP: 0.328, SLG: 0.327			2-1 G3		1-0 P5		1-2 G1-3			3	0	0	0	0	0	2											
Inning Stats	R: 1 E: 0 K: 1 S: 11	H: 2 LOB: 0 BB: 0 P: 15	R: 0 E: 0 K: 0 S: 13	H: 1 LOB: 1 BB: 0 P: 17	R: 0 E: 0 K: 2 S: 6	H: 0 LOB: 0 BB: 0 P: 10	R: 0 E: 0 K: 2 S: 7	H: 0 LOB: 0 BB: 0 P: 9	R: 0 E: 0 K: 0 S: 10	H: 0 LOB: 1 BB: 0 P: 16	R: 2 E: 0 K: 0 S: 12	H: 3 LOB: 1 BB: 0 P: 17	R: 0 E: 0 K: 0 S: 8	H: 1 LOB: 0 BB: 0 P: 10	R: 1 E: 0 K: 0 S: 14	H: 1 LOB: 1 BB: 1 P: 24	1B: 4 2B: 2 3B: 1 HR: 2	SF: 1 SAC: 0 DP: 3 HBP: 1	WP: 0 PB: 0 SB: 0 CS: 0	PA: 35							
PITCHER	IP	WLS	BF	H	R	ER	SO	BB	IBB	HBP	BLK	WP	HR	S	P	ERA	WHIP										
Brian Moehler, R (1, 1) ERA: 3.41	7.1	L	29	8	3	3	3	0	0	0	0	0	0	2	4	3.68	1.091										
Allen McDuff, L (8, 1) ERA: 10.13	0.2		1	0	0	0	0	0	0	0	0	0	0	2	4	0.00	0.000										
Matt Anderson, R (9, 1) ERA: 3.79	0.1		4	1	1	1	0	1	0	1	0	0	0	12	21	27.00	6.000										
Danny Patterson, R (9, 1) ERA: 2.81	0.2		1	0	0	0	0	0	0	0	0	0	0	2	3	0.00	0.000										

Batter	1	2	3	4	5	6	7	8	9	AB	R	H	RBI	BB	SO	LOB	BOTTOM											
Luis Polonia, L (1, 10) OBP: 0.326, SLG: 0.377	0-2 FC2-6 1B		0-0 F8		2-1 F7			0-2 BB 1B		4	1	2	0	0	0	0	Cleveland Indians @ Detroit Tigers Comerica Park, Detroit, MI Thu May 25 2000, 7:05 PM EDT Att: 30,103 - Cloudy - 69 F											
Shane Halter, R (1, 8) OBP: 0.310, SLG: 0.400	0-1 FC2-6 G3-1 1-2		2-2 1B			2-3 K		4-1 FC5-4 1B BB		3	0	1	0	1	1	1												
Gregg Jefferies, S (1, 3) OBP: 0.350, SLG: 0.394	2-2 G3-1 1-3		1-3 K			4-2 CS WP BB		0-0 FC5-4 1B 2H		3	0	1	1	1	1	2												
Juan Gonzalez, R (1, 9) OBP: 0.317, SLG: 0.507	1-1 F3			2-1 F9		4-1 BB		2-1 FC5-4 1-2 2-3		3	0	0	0	1	0	3												
Bobby Higginson, L (1, 7) OBP: 0.333, SLG: 0.432		3-2 1B		4-0 S BB		3-3 K		1-3 K		3	0	1	0	1	2	4												
Dean Palmer, R (1, 5) OBP: 0.345, SLG: 0.475		2-3 K		0-3 K			1-3 K		1-2 G6-3	4	0	0	0	0	3	1												
Brad Ausmus, R (1, 2) OBP: 0.368, SLG: 0.347		4-1 BB		1-1 G6-3 1-2			0-1 F7		2-2 G6-3	3	0	0	0	1	0	1												
Jose Macias, S (1, 4) OBP: 0.360, SLG: 0.383		1-2 F8			0-0 G1-3		1-1 G4-3		1-1 G6-3	4	0	0	0	0	0	1												
Deivi Cruz, R (1, 6) OBP: 0.291, SLG: 0.392			2-3 K		1-1 G6-3			1-2 G6-3		3	0	0	0	0	1	0												
Inning Stats	R: 0 E: 0 K: 0 S: 11	H: 1 LOB: 1 BB: 0 P: 14	R: 0 E: 0 K: 1 S: 12	H: 1 LOB: 1 BB: 1 P: 22	R: 0 E: 0 K: 2 S: 11	H: 1 LOB: 0 BB: 0 P: 16	R: 0 E: 0 K: 1 S: 7	H: 0 LOB: 1 BB: 1 P: 14	R: 0 E: 0 K: 0 S: 5	H: 0 LOB: 0 BB: 0 P: 8	R: 0 E: 0 K: 2 S: 10	H: 0 LOB: 2 BB: 2 P: 23	R: 0 E: 0 K: 1 S: 7	H: 0 LOB: 0 BB: 0 P: 9	R: 1 E: 0 K: 1 S: 13	H: 2 LOB: 2 BB: 1 P: 21	R: 0 E: 0 K: 0 S: 9	H: 0 LOB: 0 BB: 0 P: 13	1B: 5 2B: 1 3B: 0 HR: 0	SF: 0 SAC: 0 DP: 1 HBP: 0	WP: 1 PB: 0 SB: 2 CS: 1	PA: 35						
PITCHER	IP	WLS	BF	H	R	ER	SO	BB	IBB	HBP	BLK	WP	HR	S	P	ERA	WHIP											
Dave Burba, R (1, 1) ERA: 5.23	7.1	W	29	4	1	1	7	5	0	0	0	0	0	15	22	1.23	1.227											
Steve Karsay, R (8, 1) ERA: 2.53	1.2	S	6	1	0	0	1	0	0	0	0	0	0	0	15	22	0.00	0.600										

AB 32
R 4
H 9
RBI 4
BB 1
SO 3
LOB 10



AB 30
R 1
H 5
RBI 1
BB 5
SO 8
LOB 13



Batter	1	2	3	4	5	6	7	8	9	AB	R	H	RBI	BB	SO	LOB	TOP								
Roberto Alomar, S OBP: 0.360, SLG: 0.444 (1, 4)	F2		E4			F9	G5-3			4	0	0	0	0	0	1	Cleveland Indians @ Chicago White Sox Comiskey Park, Chicago, IL Fri May 26 2000, 8:05 PM EDT Att: 18,225 - Cloudy - 58 F								
Omar Vizquel, S OBP: 0.356, SLG: 0.369 (1, 6)	G3		F8					F5		4	0	1	0	0	0	1									
David Justice, L OBP: 0.380, SLG: 0.552 (1, 10)	K			G4-6-3				F9		3	0	1	0	1	1	0									
Manny Ramirez, R OBP: 0.397, SLG: 0.615 (1, 9)		K		G4-6-3				G4-3		4	0	0	0	0	2	4									
Jim Thome, L OBP: 0.355, SLG: 0.597 (1, 3)		HR		K					K	4	1	1	1	0	3	3									
Travis Fryman, R OBP: 0.375, SLG: 0.509 (1, 5)		G6-3				G6-3			G6-3	4	1	1	0	0	0	0									
Richie Sexson, R OBP: 0.326, SLG: 0.449 (1, 7)		F9				K		G6-3		4	0	1	0	0	1	1									
Einar Diaz, R OBP: 0.355, SLG: 0.455 (1, 2)			L1-3			F7			E5	4	1	2	2	0	0	1									
Dave Roberts, L OBP: 0.333, SLG: 0.333 (1, 8)			L1-3						F2	3	0	1	0	0	1	1									
Kenny Lofton, L OBP: 0.355, SLG: 0.389 (9, PH)										1	0	0	0	0	0	2									
Inning Stats	R: 0 E: 0 K: 1 S: 9	H: 0 LOB: 0 BB: 0 P: 10	R: 1 E: 0 K: 1 S: 10	H: 1 LOB: 0 BB: 0 P: 19	R: 0 E: 1 K: 0 S: 8	H: 1 LOB: 1 BB: 0 P: 15	R: 0 E: 0 K: 1 S: 10	H: 1 LOB: 0 BB: 0 P: 16	R: 0 E: 0 K: 1 S: 9	H: 0 LOB: 0 BB: 0 P: 14	R: 0 E: 0 K: 2 S: 16	H: 2 LOB: 3 BB: 1 P: 25	R: 2 E: 0 K: 1 S: 14	H: 2 LOB: 0 BB: 0 P: 19	R: 0 E: 0 K: 0 S: 6	H: 0 LOB: 0 BB: 0 P: 9	R: 0 E: 1 K: 1 S: 18	H: 1 LOB: 2 BB: 0 P: 25	1B: 4 2B: 3 3B: 0 HR: 2	SF: 0 SAC: 0 DP: 2 HBP: 0	WP: 1 PB: 0 SB: 0 CS: 0	PA: 36			
PITCHER	IP	WLS	BF	H	R	ER	SO	BB	IBB	HBP	BLK	WP	HR	S	P	ERA	WHIP								
21 Cal Eldred, R ERA: 4.1 (1, 1)	6.1	W	26	7	3	3	6	1	0	0	0	1	2	70	110	4.26	1.263								
Kelly Wunsch, L ERA: 3.15 (7, 1)	0.2	H	2	0	0	0	1	0	0	0	0	0	0	6	8	0.00	0.000								
Keith Foulke, R ERA: 0.86 (8, 1)	2.0	S	8	1	0	0	1	0	0	0	0	0	0	24	34	0.00	0.500								

AB	35
R	3
H	8
RBI	3
BB	1
SO	8
LOB	14



Batter	1	2	3	4	5	6	7	8	9	AB	R	H	RBI	BB	SO	LOB	BOTTOM								
Ray Durham, S OBP: 0.301, SLG: 0.439 (1, 4)	F9		G6-3					G4-3		4	0	1	1	0	0	0	Cleveland Indians @ Chicago White Sox Comiskey Park, Chicago, IL Fri May 26 2000, 8:05 PM EDT Att: 18,225 - Cloudy - 58 F								
Jose Valentin, S OBP: 0.321, SLG: 0.471 (1, 6)		HR	G5-3		P6			S		3	1	1	0	1	0	1									
Frank Thomas, R OBP: 0.441, SLG: 0.573 (1, 3)		HR		K	F8			G6-4-3		3	1	1	2	1	1	1									
Magglio Ordonez, R OBP: 0.348, SLG: 0.509 (1, 9)	G4-3			G2-3		G4-3		G6-4-3		4	0	0	0	0	0	2									
Carlos Lee, R OBP: 0.335, SLG: 0.487 (1, 10)	K			K		K				3	0	0	0	0	3	0									
Jeff Abbott, R OBP: 0.324, SLG: 0.371 (1, 7)			G6-4-3		1B					2	1	1	0	1	1	0									
Chris Singleton, L OBP: 0.320, SLG: 0.432 (1, 8)		G6-4-3			1B			P5		3	1	1	0	0	0	1									
Herbert Perry, R OBP: 0.320, SLG: 0.412 (1, 5)		K			1B			G6-3		3	0	1	1	0	1	0									
Brook Fordyce, R OBP: 0.143, SLG: 0.571 (1, 2)			K		FC1-6			K		3	1	0	1	0	2	1									
Inning Stats	R: 2 E: 0 K: 1 S: 11	H: 2 LOB: 0 BB: 0 P: 17	R: 0 E: 0 K: 1 S: 6	H: 0 LOB: 0 BB: 1 P: 12	R: 0 E: 0 K: 1 S: 9	H: 0 LOB: 0 BB: 0 P: 12	R: 0 E: 0 K: 2 S: 10	H: 0 LOB: 0 BB: 0 P: 17	R: 3 E: 0 K: 0 S: 11	H: 4 LOB: 1 BB: 0 P: 16	R: 0 E: 0 K: 2 S: 8	H: 0 LOB: 0 BB: 0 P: 12	R: 0 E: 0 K: 1 S: 7	H: 0 LOB: 0 BB: 0 P: 12	R: 0 E: 0 K: 0 S: 9	H: 0 LOB: 2 BB: 2 P: 19	1B: 3 2B: 1 3B: 1 HR: 1	SF: 0 SAC: 0 DP: 2 HBP: 0	WP: 0 PB: 0 SB: 1 CS: 0	PA: 31					
PITCHER	IP	WLS	BF	H	R	ER	SO	BB	IBB	HBP	BLK	WP	HR	S	P	ERA	WHIP								
Chuck Finley, L ERA: 4.04 (1, 1)	8.0	L	31	6	5	5	8	2	1	0	0	0	1	71	117	5.62	1.000								

AB	28
R	5
H	6
RBI	5
BB	3
SO	8
LOB	6



Batter	1	2	3	4	5	6	7	8	9	AB	R	H	RBI	BB	SO	LOB	TOP											
Kenny Lofton, L OBP: 0.348, SLG: 0.379	0-1 G4-3		2-2 G6-3		3-3 K			0-0 HR	1-3 K	5	1	1	0	0	2	1	Cleveland Indians @ Chicago White Sox Comiskey Park, Chicago, IL Sat May 27 2000, 7:05 PM EDT Att: 30,250 - Overcast - 65 F											
Omar Vizquel, S OBP: 0.347, SLG: 0.358	2-1 G5-3		2-2 P4			1-0 G5-3		2-3 K	2-0 G4-3	5	0	0	0	0	1	2												
Roberto Alomar, S OBP: 0.356, SLG: 0.454	2-3 K			1-1 G4-3		2-1 F8		3-2 HR	0-3 K	5	1	1	2	0	2	1												
Manny Ramirez, R OBP: 0.409, SLG: 0.621		3-1 G2-3 1B		4-0 G4-3 BB		2-2 1B		3-1 BB 1B		3	1	3	0	1	0	0												
Jim Thome, L OBP: 0.348, SLG: 0.583		2-3 K		0-0 G4-3		2-1 F8		1-2 F9		4	0	0	0	0	1	4												
Travis Fryman, R OBP: 0.383, SLG: 0.509		1-2 G2-3 1B		4-1 BB			1-2 G6-3	4-2 1B BB		2	0	1	0	2	0	0												
Richie Sexson, R OBP: 0.324, SLG: 0.444		0-1 G2-3		0-0 G3			2-1 G6-3	1-0 1B	1-2 2-H	4	0	1	1	0	0	4												
Alex Ramirez, R OBP: 0.306, SLG: 0.500		1-3 K		1-2 P3		1-2 1B	1-2 1B	1-3 K		4	0	1	0	0	2	4												
Einar Diaz, R OBP: 0.351, SLG: 0.457			0-1 G5-3		1-0 G4-3		1-2 F7	2-1 G4-3 2B		4	0	1	0	0	0	1												
Inning Stats	R: 0 E: 0 K: 1 S: 8	H: 0 LOB: 0 BB: 0 P: 12	R: 0 E: 0 K: 2 S: 13	H: 2 LOB: 2 BB: 0 P: 20	R: 0 E: 0 K: 0 S: 8	H: 0 LOB: 0 BB: 2 P: 12	R: 0 E: 0 K: 0 S: 5	H: 0 LOB: 2 BB: 2 P: 14	R: 0 E: 0 K: 1 S: 8	H: 1 LOB: 1 BB: 0 P: 16	R: 0 E: 0 K: 0 S: 12	H: 1 LOB: 1 BB: 0 P: 17	R: 3 E: 0 K: 2 S: 22	H: 4 LOB: 2 BB: 1 P: 37	R: 0 E: 0 K: 2 S: 9	H: 1 LOB: 0 BB: 0 P: 14	1B: 7 2B: 1 3B: 0 HR: 1	SF: 0 SAC: 0 DP: 0 HBP: 0	WP: 0 PB: 0 SB: 0 CS: 0	PA: 39								
PITCHER	IP	WLS	BF	H	R	ER	SO	BB	IBB	HBP	BLK	WP	HR	S	P	ERA	WHIP											
Jim Parque, L ERA: 4.01	(1, 1)	7.1	W	30	6	2	2	5	2	0	0	0	0	1	72	118	2.46	1.091										
Jesus Pena, L ERA: 13.5	(8, 1)	0.2		5	2	1	1	1	1	0	0	0	0	0	13	23	13.50	4.500										
Bob Howry, R ERA: 5.29	(9, 1)	1.0		4	1	0	0	2	0	0	0	0	0	0	9	14	0.00	1.000										

Batter	1	2	3	4	5	6	7	8	9	AB	R	H	RBI	BB	SO	LOB	BOTTOM											
Ray Durham, S OBP: 0.307, SLG: 0.443	1-1 HR	4-2 3B	2-1 G4-3		0-1 2B	0-2 F8		2-2 G4-6-3		5	3	2	0	1	0	3	Cleveland Indians @ Chicago White Sox Comiskey Park, Chicago, IL Sat May 27 2000, 7:05 PM EDT Att: 30,250 - Overcast - 65 F											
Jose Valentin, S OBP: 0.333, SLG: 0.511	2-1 HR	3-2 2B	2-1 1B		4-2 2B		0-0 G5-3			4	4	3	6	1	0	0												
Frank Thomas, R OBP: 0.445, SLG: 0.583	1-0 G6-3	2-1 1B	4-2 2B		3-1 1B		3-3 K			4	2	2	2	1	1	0												
Magglio Ordonez, R OBP: 0.360, SLG: 0.515	3-2 E8	4-2 1B	0-1 BB		0-0 FC6-4		1-1 HR			4	1	3	2	1	0	0												
Carlos Lee, R OBP: 0.331, SLG: 0.497	2-3 K	2-3 K	0-0 F8		1-2 FC6-4		0-1 HR			5	1	1	3	0	2	6												
Chris Singleton, L OBP: 0.317, SLG: 0.425	2-3 K	1-2 1B		1-0 G3	0-0 F8		1-0 G3-1			5	0	1	1	0	1	2												
Jeff Abbott, R OBP: 0.316, SLG: 0.358		3B		1-1 G6-3	2-3 K		0-1 P5			5	1	1	0	0	1	3												
Herbert Perry, R OBP: 0.350, SLG: 0.458		2-2 3B	0-0 G4-3	0-0 FC4-6		1-3 K		4-1 HBP		4	2	3	0	1	1	0												
Brook Fordyce, R OBP: 0.167, SLG: 0.364		1-3 K	0-1 F7	2-0 FC4-6		1-0 P9		1-2 HBP		4	0	0	0	0	1	4												
Inning Stats	R: 2 E: 1 K: 2 S: 14	H: 2 LOB: 1 BB: 0 P: 25	R: 5 E: 0 K: 2 S: 29	H: 5 LOB: 2 BB: 1 P: 51	R: 2 E: 0 K: 0 S: 12	H: 3 LOB: 2 BB: 1 P: 20	R: 0 E: 0 K: 0 S: 5	H: 1 LOB: 1 BB: 0 P: 9	R: 3 E: 0 K: 1 S: 15	H: 3 LOB: 1 BB: 1 P: 25	R: 0 E: 0 K: 1 S: 8	H: 0 LOB: 0 BB: 0 P: 10	R: 2 E: 0 K: 1 S: 9	H: 2 LOB: 0 BB: 0 P: 14	R: 0 E: 0 K: 0 S: 8	H: 0 LOB: 1 BB: 1 P: 15	1B: 7 2B: 6 3B: 1 HR: 2	SF: 0 SAC: 0 DP: 1 HBP: 1	WP: 0 PB: 0 SB: 1 CS: 0	PA: 46								
PITCHER	IP	WLS	BF	H	R	ER	SO	BB	IBB	HBP	BLK	WP	HR	S	P	ERA	WHIP											
Jaret Wright, R ERA: 4.4	(1, 1)	1.1	L	12	6	7	7	3	1	0	0	0	0	1	33	59	47.25	5.250										
Sean DePaula, R ERA: 5.84	(2, 1)	1.1		10	4	2	2	1	2	0	0	0	0	0	21	36	13.50	4.500										
Mark Watson, L ERA: 10.13	(3, 1)	2.1		12	4	3	3	1	1	0	0	0	0	0	21	35	11.57	2.143										
Tom Martin, L ERA: 4.42	(6, 1)	2.0		8	2	2	2	2	0	0	0	0	1	17	24	9.00	1.000											
Justin Speier, R ERA:	(8, 1)	1.0		4	0	0	0	0	1	0	1	0	0	0	8	15	0.00	1.000										

Batter	1	2	3	4	5	6	7	8	9	AB	R	H	RBI	BB	SO	LOB	TOP								
Kenny Lofton, L OBP: 0.373, SLG: 0.410 (1, 8)	G4-3		1B			1B		G4-3	2B	5	2	4	0	1	0	0	Cleveland Indians @ Chicago White Sox Comiskey Park, Chicago, IL Sun May 28 2000, 2:05 PM EDT Att: 24,192 - Overcast - 56 F								
Omar Vizquel, S OBP: 0.346, SLG: 0.354 (1, 6)	G4-3		1B			1B		G4-3	2B	5	2	1	1	1	1	4									
Roberto Alomar, S OBP: 0.355, SLG: 0.460 (1, 4)	G5-3		1B			2B		2B	2B	6	1	2	2	0	1	6									
Manny Ramirez, R OBP: 0.413, SLG: 0.624 (1, 9)		K				1B		2B		4	1	2	1	1	1	2									
Jim Thome, L OBP: 0.349, SLG: 0.581 (1, 3)	G4-3		1B			BB		G3		4	0	1	2	1	1	3									
David Justice, L OBP: 0.374, SLG: 0.537 (1, 10)	G3-1							F9		4	1	0	0	1	0	5									
Travis Fryman, R OBP: 0.383, SLG: 0.526 (1, 5)			F8			HR		F8		4	2	2	3	0	0	0									
Richie Sexson, R OBP: 0.315, SLG: 0.431 (1, 7)			G6-3			K		G5-3		5	0	0	0	0	2	2									
Einar Diaz, R OBP: 0.362, SLG: 0.491 (1, 2)			1B			1B		F7		5	3	3	2	0	0	0									
Inning Stats	R: 0 E: 0 K: 0 S: 7	H: 0 LOB: 0 BB: 0 P: 12	R: 0 E: 0 K: 1 S: 7	H: 0 LOB: 0 BB: 0 P: 12	R: 1 E: 0 K: 0 S: 14	H: 3 LOB: 2 BB: 0 P: 20	R: 1 E: 0 K: 0 S: 14	H: 1 LOB: 1 BB: 1 P: 25	R: 1 E: 0 K: 1 S: 11	H: 2 LOB: 2 BB: 2 P: 27	R: 5 E: 2 K: 1 S: 22	H: 4 LOB: 2 BB: 1 P: 37	R: 0 E: 0 K: 0 S: 7	H: 0 LOB: 0 BB: 0 P: 13	R: 2 E: 0 K: 0 S: 12	H: 2 LOB: 1 BB: 1 P: 24	R: 2 E: 0 K: 3 S: 20	H: 3 LOB: 1 BB: 0 P: 26	1B: 8 2B: 5 3B: 0 HR: 2	SF: 1 SAC: 0 DP: 0 HBP: 0	WP: 0 PB: 0 SB: 4 CS: 1	PA: 48			
PITCHER	IP	WLS	BF	H	R	ER	SO	BB	IBB	HBP	BLK	WP	HR	S	P	ERA	WHIP								
Kip Wells, R ERA: 6.52 (1, 1)	4.2	L	22	6	3	3	1	3	0	0	0	0	0	50	90	5.79	1.929								
Jesus Pena, L ERA: 18.0 (5, 1)	0.1		2	0	1	1	1	1	0	0	0	0	0	6	13	27.00	3.000								
Sean Lowe, R ERA: 3.47 (6, 1)	0.2		8	4	1	1	1	0	0	0	0	0	1	18	29	13.50	6.000								
Kevin Beirne, R ERA: 6.75 (6, 1)	2.1		10	2	2	2	0	1	0	0	0	0	0	20	38	7.71	1.286								
41 Bill Simas, R ERA: 4.29 (9, 1)	1.0		6	3	2	2	3	0	0	0	0	0	1	20	26	18.00	3.000								



Batter	1	2	3	4	5	6	7	8	9	AB	R	H	RBI	BB	SO	LOB	BOTTOM								
Ray Durham, S OBP: 0.305, SLG: 0.437 (1, 4)	K	FC6-4		G3-1				FC6-4		5	1	1	0	0	1	5	Cleveland Indians @ Chicago White Sox Comiskey Park, Chicago, IL Sun May 28 2000, 2:05 PM EDT Att: 24,192 - Overcast - 56 F								
Jose Valentin, S OBP: 0.330, SLG: 0.500 (1, 6)	WP	K				K			K	4	1	0	0	1	4	3									
Frank Thomas, R OBP: 0.449, SLG: 0.607 (1, 3)	1B			F8		2B		HR		5	1	3	2	0	1	0									
Magglio Ordonez, R OBP: 0.361, SLG: 0.518 (1, 9)	SF9			F9		BB		2B		3	0	1	1	1	1	0									
Carlos Lee, R OBP: 0.330, SLG: 0.487 (1, 7)	BB			F3		K		P3		3	0	0	0	1	1	3									
Chris Singleton, L OBP: 0.310, SLG: 0.415 (1, 8)	K			F7		K		G4-3		4	0	0	0	0	2	5									
Jeff Abbott, R OBP: 0.313, SLG: 0.366 (1, 10)		K				2B		G6-3		4	0	1	0	0	1	0									
Herbert Perry, R OBP: 0.369, SLG: 0.459 (1, 5)		FC6-4				BB		FC6-4		2	0	1	0	2	0	0									
Mark Johnson, L OBP: 0.313, SLG: 0.353 (1, 2)		FC6-4				K		G3		3	0	0	0	1	2	3									
Inning Stats	R: 1 E: 0 K: 2 S: 14	H: 1 LOB: 2 BB: 2 P: 27	R: 0 E: 0 K: 2 S: 15	H: 1 LOB: 1 BB: 1 P: 21	R: 0 E: 0 K: 0 S: 6	H: 0 LOB: 0 BB: 0 P: 7	R: 0 E: 0 K: 1 S: 19	H: 1 LOB: 2 BB: 1 P: 33	R: 0 E: 0 K: 0 S: 9	H: 0 LOB: 0 BB: 0 P: 13	R: 2 E: 0 K: 1 S: 14	H: 3 LOB: 1 BB: 0 P: 26	R: 0 E: 0 K: 1 S: 9	H: 0 LOB: 1 BB: 1 P: 14	R: 0 E: 0 K: 3 S: 9	H: 0 LOB: 0 BB: 0 P: 16	1B: 3 2B: 3 3B: 0 HR: 1	SF: 1 SAC: 0 DP: 0 HBP: 0	WP: 2 PB: 0 SB: 0 CS: 0	PA: 40					
PITCHER	IP	WLS	BF	H	R	ER	SO	BB	IBB	HBP	BLK	WP	HR	S	P	ERA	WHIP								
Bartolo Colon, R ERA: 4.86 (1, 1)	5.0	W	24	4	1	1	8	5	0	0	0	0	0	69	116	1.80	1.800								
Scott Kamieniecki, R ERA: 6.1 (6, 1)	2.0		9	3	2	2	1	0	0	0	0	0	1	23	39	9.00	1.500								
Steve Reed, R ERA: 5.6 (8, 1)	1.0		4	0	0	0	1	1	0	0	0	0	0	9	14	0.00	1.000								
Justin Speier, R ERA: (9, 1)	1.0		3	0	0	0	3	0	0	0	0	0	0	9	16	0.00	0.000								



Batter	1	2	3	4	5	6	7	8	9	AB	R	H	RBI	BB	SO	LOB	TOP					
Kenny Lofton, L OBP: 0.360, SLG: 0.363 (1, 8)	4-1 F9 BB BB		0-1 L4			2-3 K		3-1 F6		3	0	0	0	1	1	1						
Omar Vizquel, S OBP: 0.350, SLG: 0.366 (1, 6)	4-2 BB		0-0 G4-3			3-2 G3		3-2 F8		3	0	0	0	1	0	0						
Roberto Alomar, S OBP: 0.351, SLG: 0.456 (1, 4)	1-3 K			0-2 L5		1-1 WP 1B 1B		1-2 G6-3		4	0	1	0	0	1	2						
Jim Thome, L OBP: 0.361, SLG: 0.581 (1, 3)	3-2 F9 2-3			0-0 HR		0-0 WP 1B		4-2 F9 G3 BB		3	1	2	1	1	0	2						
David Justice, L OBP: 0.380, SLG: 0.553 (1, 9)	1-3 K			2-1 G4-3		4-1 G4-6-3 BB		1-1 G3		3	0	0	0	1	1	3						
Travis Fryman, R OBP: 0.373, SLG: 0.513 (1, 5)		2-1 G6-3		2-3 K		0-0 G4-6-3 1-2		4-0 BB		3	0	0	0	1	1	3						
Richie Sexson, R OBP: 0.295, SLG: 0.402 (1, 7)		1-3 K			0-2 G5-3		2-3 K		2-1 F9	4	0	0	0	0	2	2	AB 28					
Sandy Alomar Jr., R OBP: 0.354, SLG: 0.466 (1, 2)		2-3 K			3-2 SH3 HBP		3-3 K		2-2 F9	3	0	0	0	0	2	2	R 1					
Jaret Wright, R (1, 1)			1-3 K		1-1 SH3		2-1 G5-3										H 3					
Mark Watson, R (5, 1)																	RBI 1					
Jamie Brewington, R (6, 1)																	BB 5					
Enrique Wilson, S OBP: 0.445, SLG: 0.551 (7, PH)																	SO 9					
Tom Martin, L (7, 1)																	LOB 15					
Scott Kamieniecki, R (8, 1)																						
Inning Stats	R: 0 E: 0 K: 2 S: 14	H: 0 LOB: 2 BB: 2 P: 27	R: 0 E: 0 K: 2 S: 8	H: 0 LOB: 0 BB: 0 P: 13	R: 0 E: 0 K: 1 S: 6	H: 0 LOB: 0 BB: 0 P: 7	R: 1 E: 0 K: 1 S: 9	H: 1 LOB: 0 BB: 0 P: 13	R: 0 E: 0 K: 1 S: 11	H: 0 LOB: 1 BB: 0 P: 17	R: 0 E: 0 K: 0 S: 8	H: 2 LOB: 2 BB: 1 P: 16	R: 0 E: 0 K: 2 S: 12	H: 0 LOB: 0 BB: 0 P: 19	R: 0 E: 0 K: 0 S: 8	H: 0 LOB: 0 BB: 0 P: 15	R: 0 E: 0 K: 0 S: 10	H: 0 LOB: 2 BB: 2 P: 23	1B: 2 2B: 0 3B: 0 HR: 1	SF: 0 SAC: 1 DP: 1 HBP: 1	WP: 1 PB: 0 SB: 0 CS: 0	PA: 35
PITCHER	IP	WLS	BF	H	R	ER	SO	BB	IBB	HBP	BLK	WP	HR	S	P	ERA	WHIP					
Darryl Kile, R ERA: 4.83 (1, 1)	8.0	W	30	3	1	1	9	3	0	1	0	1	1	76	127	1.12	0.750					
Mike Matthews, L ERA: (9, 1)	0.1		2	0	0	0	0	1	0	0	0	0	0	4	9	0.00	3.000					
Dave Veres, R ERA: 3.86 (9, 1)	0.2		3	0	0	0	0	1	0	0	0	0	0	6	14	0.00	1.500					

Cleveland Indians @ St. Louis Cardinals
 Busch Stadium, St. Louis, MO
 Fri Jun 02 2000, 7:10 PM CDT
 Att: 41,685 - Cloudy - 79 F

AB	28
R	1
H	3
RBI	1
BB	5
SO	9
LOB	15



Batter	1	2	3	4	5	6	7	8	9	AB	R	H	RBI	BB	SO	LOB	BOTTOM					
Fernando Vina, L OBP: 0.419, SLG: 0.455 (1, 4)	2-2 15 S 1B HBP		1-0 F8			1-2 G3-1		0-0 2H 1B		3	0	1	1	0	0	1						
Edgar Renteria, R OBP: 0.315, SLG: 0.444 (1, 6)	1-1 15 S 1B		3-2 1B		2-1 F9		0-0 F8			4	0	2	0	0	0	1						
15 Jim Edmonds, L OBP: 0.476, SLG: 0.691 (1, 8)	2-3 1-2 2-3 K		3-3 K		0-0 3B 1B		2-1 CS 1B			4	1	2	0	0	2	4						
Mark McGwire, R OBP: 0.497, SLG: 0.833 (1, 3)	3-3 K		1-3 K		4-2 3B BB		0-0 F9			3	1	0	0	1	2	5						
Ray Lankford, L OBP: 0.355, SLG: 0.483 (1, 7)	1-3 K			4-2 1B BB		1-1 1H 2H 3B		2-2 P4		3	1	1	2	1	1	3						
J.D. Drew, L OBP: 0.406, SLG: 0.500 (1, 9)		2-0 F8		4-0 1B 1-2 G6-4-3 BB		1-2 G3-1		1-3 K		3	1	0	0	1	1	1						
Placido Polanco, R OBP: 0.349, SLG: 0.506 (1, 5)		3-2 G4-3		3-2 G6-4-3 1B		1-2 G6-3		1-1 G3		4	0	1	1	0	0	0						
Eli Marrero, R OBP: 0.308, SLG: 0.509 (1, 2)		0-1 F7		1-1 G6-4-3		0-1 SH3 1B		2-3 K		4	1	1	0	0	1	1						
Darryl Kile, R OBP: 0.074, SLG: 0.038 (1, 1)			4-1 1B		0-1 SH3					1	0	0	0	1	0	0						
Mike Matthews, L (9, 1)										0	0	0	0	0	0	0						
Dave Veres, R (9, 1)										0	0	0	0	0	0	0						
Inning Stats	R: 0 E: 0 K: 3 S: 16	H: 1 LOB: 2 BB: 0 P: 25	R: 0 E: 0 K: 0 S: 7	H: 0 LOB: 0 BB: 0 P: 12	R: 0 E: 0 K: 2 S: 11	H: 1 LOB: 2 BB: 1 P: 23	R: 2 E: 0 K: 0 S: 10	H: 1 LOB: 0 BB: 2 P: 23	R: 2 E: 0 K: 0 S: 13	H: 2 LOB: 1 BB: 1 P: 22	R: 1 E: 0 K: 0 S: 11	H: 2 LOB: 1 BB: 0 P: 12	R: 0 E: 0 K: 0 S: 7	H: 1 LOB: 0 BB: 0 P: 11	R: 0 E: 0 K: 2 S: 8	H: 0 LOB: 0 BB: 0 P: 12	R: 0 E: 0 K: 0 S: 10	H: 0 LOB: 0 BB: 0 P: 23	1B: 7 2B: 0 3B: 1 HR: 0	SF: 0 SAC: 1 DP: 1 HBP: 1	WP: 0 PB: 0 SB: 2 CS: 1	PA: 35
PITCHER	IP	WLS	BF	H	R	ER	SO	BB	IBB	HBP	BLK	WP	HR	S	P	ERA	WHIP					
Jaret Wright, R ERA: 4.7 (1, 1)	4.2	L	22	4	4	4	5	4	0	1	0	0	0	52	98	7.71	1.714					
Mark Watson, L ERA: 9.53 (5, 1)	0.1		2	1	0	0	0	0	0	0	0	0	0	5	7	0.00	3.000					
Jamie Brewington, R ERA: 9.0 (6, 1)	1.0		5	2	1	1	0	0	0	0	0	0	0	11	12	9.00	2.000					
Tom Martin, L ERA: 3.98 (7, 1)	1.0		3	1	0	0	0	0	0	0	0	0	0	7	11	0.00	1.000					
Scott Kamieniecki, R ERA: 5.56 (8, 1)	1.0		3	0	0	0	2	0	0	0	0	0	0	8	12	0.00	0.000					

Cleveland Indians @ St. Louis Cardinals
 Busch Stadium, St. Louis, MO
 Fri Jun 02 2000, 7:10 PM CDT
 Att: 41,685 - Cloudy - 79 F

AB	29
R	5
H	8
RBI	4
BB	4
SO	7
LOB	16



Batter	1	2	3	4	5	6	7	8	9	AB	R	H	RBI	BB	SO	LOB	TOP								
Kenny Lofton, L OBP: 0.369, SLG: 0.385	1-1 2B		3-2 G4-3 1B 2B	3-2 G4-3		1-0 P6			4-2 BB BB	4	1	2	0	1	0	3	Cleveland Indians @ St. Louis Cardinals Busch Stadium, St. Louis, MO Sat Jun 03 2000, 7:10 PM CDT Att: 48,252 - Sunny - 78 F								
Omar Vizquel, S OBP: 0.342, SLG: 0.357	1-3 K		1-0 G4-3 2-3		2-1 F5		1-3 K	2-3 K	5	0	0	0	0	0	3	4									
Roberto Alomar, S OBP: 0.352, SLG: 0.452	1-3 K		1-1 HR 1B		0-2 G4-3		0-0 F8	4-2 1-2 2-3 BB	4	1	1	1	1	1	1	1									
Jim Thome, L OBP: 0.357, SLG: 0.568	4-1 BB		0-0 F7		1-3 K		0-1 G6-3	1-2 F8	4	0	0	0	1	1	4										
David Justice, L OBP: 0.382, SLG: 0.570	1-1 G4-3		0-0 HR			1-2 BB BB 1B		0-1 F3	4	1	2	2	0	0	2										
Travis Fryman, R OBP: 0.371, SLG: 0.505		2-3 K	3-2 L9			4-2 BB BB BB		0-3 K	3	0	0	0	1	2	0										
Richie Sexson, R OBP: 0.294, SLG: 0.415		1-2 F9		1-1 HR		0-3 K		3-3 K	4	1	1	1	0	2	2										
Jolbert Cabrera, R OBP: 0.328, SLG: 0.327									0	0	0	0	0	0	0										
Einar Diaz, R OBP: 0.363, SLG: 0.479		3-1 1B		0-1 G6-3		4-1 BB BB		0-1 BB WP 1B	3	0	2	0	1	0	0										
Bartolo Colon, R OBP: 0.600, SLG: 2.000		1-3 K		1-3 K		1-3 K		3-3 K	3	0	0	0	0	3	4										
Russell Branyan, L OBP: 0.600, SLG: 2.000								1-2 K	1	0	0	0	0	1	1										
Steve Karsay, R OBP: 0.357, SLG: 0.385									0	0	0	0	0	0	0										
Inning Stats	R: 0 H: 1 E: 0 K: 2 S: 11	H: 1 R: 4 LOB: 2 BB: 1 P: 19	R: 0 H: 1 E: 0 K: 0 S: 12	H: 1 R: 4 LOB: 1 BB: 0 P: 19	R: 3 H: 3 E: 0 K: 0 S: 13	H: 3 R: 0 LOB: 0 BB: 0 P: 21	R: 1 H: 1 E: 0 K: 1 S: 12	H: 1 R: 63 LOB: 0 BB: 0 P: 17	R: 0 H: 0 E: 0 K: 1 S: 8	H: 0 R: 99 LOB: 0 BB: 0 P: 11	R: 0 H: 1 E: 0 K: 2 S: 16	H: 1 R: 3 LOB: 3 BB: 2 P: 27	R: 0 H: 0 E: 0 K: 1 S: 6	H: 0 R: 7 LOB: 0 BB: 0 P: 7	R: 0 H: 0 E: 0 K: 2 S: 8	H: 0 R: 11 LOB: 0 BB: 0 P: 11	R: 0 H: 1 E: 0 K: 1 S: 18	H: 1 R: 32 LOB: 3 BB: 2 P: 32	1B: 4 2B: 2 3B: 0 HR: 2	SF: 0 SAC: 0 DP: 0 HBP: 0	WP: 1 PB: 0 SB: 0 CS: 0	PA: 40			
PITCHER	IP	WLS	BF	H	R	ER	SO	BB	IBB	HBP	BLK	WP	HR	S	P	ERA	WHIP								
Garrett Stephenson, R ERA: 4.0	5.0	L	24	7	4	4	6	2	0	0	0	0	2	63	99	7.20	1.800								
Heathcliff Slocumb, R ERA: 4.8	1.0		4	0	0	0	2	1	0	0	0	0	0	9	15	0.00	1.000								
Jose Rodriguez, L ERA:	1.0		3	0	0	0	1	0	0	0	0	0	0	6	7	0.00	0.000								
Mark Thompson, R ERA: 3.27	1.1		5	1	0	0	3	0	0	0	0	1	0	13	19	0.00	0.750								
Mike Matthews, L ERA:	0.2		4	0	0	0	1	2	0	0	0	0	0	13	24	0.00	3.000								

Cleveland Indians @ St. Louis Cardinals
 Busch Stadium, St. Louis, MO
 Sat Jun 03 2000, 7:10 PM CDT
 Att: 48,252 - Sunny - 78 F

AB	35
R	4
H	8
RBI	4
BB	5
SO	13
LOB	21



Batter	1	2	3	4	5	6	7	8	9	AB	R	H	RBI	BB	SO	LOB	BOTTOM								
Fernando Vina, L OBP: 0.413, SLG: 0.446	1-2 G4-3		0-3 K			0-0 F7		0-1 B1-3		4	0	0	0	0	1	0	Cleveland Indians @ St. Louis Cardinals Busch Stadium, St. Louis, MO Sat Jun 03 2000, 7:10 PM CDT Att: 48,252 - Sunny - 78 F								
Edgar Renteria, R OBP: 0.314, SLG: 0.436	1-3 K			0-0 G4-3		1-0 G4-3		1-3 K	4	0	0	0	0	2	0										
15 Jim Edmonds, L OBP: 0.476, SLG: 0.683	4-2 BB			2-3 K			4-2 FC3-6 1B BB	1-3 K	2	1	0	0	2	2	0										
Mark McGwire, R OBP: 0.497, SLG: 0.824	1-3 K			1-3 K			1-0 FC3-6 1B	1-2 FC3-6 1B	4	0	2	0	0	2	1										
Ray Lankford, L OBP: 0.349, SLG: 0.473		3-2 L8			1-3 K		1-0 FC3-6 1B	1-2 F7	3	1	0	0	0	1	2										
Craig Paquette, R OBP: 0.329, SLG: 0.481							1-2 2-3 1B	1-2 F7	1	0	0	0	0	0	1										
J.D. Drew, L OBP: 0.408, SLG: 0.496		2-2 G3-1			2-2 G4-3		0-0 1B 1B	4-1 FC5-4 BB	3	0	1	1	1	0	0										
Placido Polanco, R OBP: 0.333, SLG: 0.483		2-2 G4-3			2-2 E1		1-3 K	1-2 FC5-4	4	0	0	0	0	1	4										
Mike Matheny, R OBP: 0.321, SLG: 0.371			0-1 G4-3		0-3 K		0-0 FC6-4 1B	2-2 F1	2	0	0	0	0	1	1										
Thomas Howard, S OBP: 0.275, SLG: 0.532							0-3 K		1	0	1	1	0	0	0										
Mark Thompson, R ERA: 3.27									0	0	0	0	0	0	0										
Mike Matthews, L ERA:									0	0	0	0	0	0	0										
Eric Davis, R OBP: 0.400, SLG: 0.516							1-3 2H 1B		1	0	0	0	0	0	2										
Garrett Stephenson, R ERA: 4.0			0-3 K			0-3 K		1-2 FC6-4	1	0	0	0	0	1	0										
Heathcliff Slocumb, R ERA: 4.8									0	0	0	0	0	0	0										
Shawon Dunston, R OBP: 0.276, SLG: 0.597									0	0	0	0	0	1	0										
Jose Rodriguez, L ERA:									0	0	0	0	0	0	0										
Eli Marrero, R OBP: 0.350, SLG: 0.500									1	0	0	0	0	0	2										
Inning Stats	R: 0 H: 0 E: 0 K: 2 S: 14	H: 0 R: 30 LOB: 1 BB: 1 P: 21	R: 0 H: 0 E: 0 K: 0 S: 9	H: 0 R: 2 LOB: 0 BB: 0 P: 16	R: 0 H: 0 E: 0 K: 2 S: 8	H: 0 R: 0 LOB: 0 BB: 0 P: 8	R: 0 H: 0 E: 0 K: 2 S: 7	H: 0 R: 82 LOB: 0 BB: 0 P: 10	R: 0 H: 0 E: 1 K: 1 S: 15	H: 0 R: 205 LOB: 1 BB: 1 P: 20	R: 0 H: 0 E: 0 K: 1 S: 5	H: 0 R: 3 LOB: 2 BB: 1 P: 6	R: 2 H: 3 E: 0 K: 1 S: 15	H: 3 R: 11 LOB: 2 BB: 1 P: 23	R: 0 H: 0 E: 0 K: 2 S: 9	H: 0 R: 11 LOB: 0 BB: 0 P: 11	R: 0 H: 1 E: 0 K: 0 S: 12	H: 1 R: 21 LOB: 2 BB: 1 P: 21	1B: 4 2B: 0 3B: 0 HR: 0	SF: 0 SAC: 0 DP: 0 HBP: 0	WP: 0 PB: 0 SB: 0 CS: 0	PA: 35			
PITCHER	IP	WLS	BF	H	R	ER	SO	BB	IBB	HBP	BLK	WP	HR	S	P	ERA	WHIP								
Bartolo Colon, R ERA: 4.23	8.0	W	30	3	2	2	12	2	0	0	0	0	0	82	115	2.25	0.625								
Steve Karsay, R ERA: 2.42	1.0	S	5	1	0	0	0	1	0	0	0	0	0	12	21	0.00	2.000								

Cleveland Indians @ St. Louis Cardinals
 Busch Stadium, St. Louis, MO
 Sat Jun 03 2000, 7:10 PM CDT
 Att: 48,252 - Sunny - 78 F

AB	32
R	2
H	4
RBI	2
BB	3
SO	12
LOB	13



Batter	1	2	3	4	5	6	7	8	9	AB	R	H	RBI	BB	SO	LOB	TOP										
Kenny Lofton, L OBP: 0.372, SLG: 0.413 (1, 8)	1-0 1B 2-1 1B		2-1 HR		3-3 K			0-0 F8		4	1	2	1	0	1	0	Cleveland Indians @ St. Louis Cardinals Busch Stadium, St. Louis, MO Sun Jun 04 2000, 1:10 PM CDT Att: 44,594 - Cloudy - 71 F										
Enrique Wilson, S OBP: 0.439, SLG: 0.547 (1, 4)	2-1 1B 1-2 1B		3-3 K			3-2 G3		0-1 P6		4	0	1	0	0	1	0											
Travis Fryman, R OBP: 0.373, SLG: 0.503 (1, 5)	1-2 1B 1-2 2-3 1B		3-2 F9			1-3 K		4-2 2B 1B BB		3	1	1	0	1	1	0											
David Justice, L OBP: 0.385, SLG: 0.571 (1, 9)	3-3 K		2-2 P5			4-1 E BB		3-0 1B 2B		3	0	1	0	1	1	3											
Sandy Alomar Jr., R OBP: 0.349, SLG: 0.455 (1, 2)	0-3 K			2-3 K		2-2 E6		0-0 1B		4	0	1	1	0	2	4											
Richie Sexson, R OBP: 0.294, SLG: 0.428 (1, 3) (7, 7)	1-1 2-1 3-H	1-2 HR		2-3 K		0-3 K			3-3 K	4	1	1	1	0	3	2											
Alex Ramirez, R OBP: 0.277, SLG: 0.422 (7, PH)		1-3 K		1-3 K			1-3 K		2-0 F9	2	0	0	0	0	2	0											
Jim Thome, L OBP: 0.353, SLG: 0.562 (7, 3)										2	0	0	0	0	1	0											
Jolbert Cabrera, R OBP: 0.311, SLG: 0.310 (9, PH)		3-3 K			3-2 F9		2-2 L5		0-1 G5-3	3	0	0	0	0	1	0											
Omar Vizquel, S OBP: 0.341, SLG: 0.355 (9, 6)										1	0	0	0	0	0	0											
Jim Brower, R (1, 1)		0-3 K			2-3 K		1-3 K			2	0	0	0	0	2	0											
Justin Speier, R (6, 1)										1	0	0	0	0	1	0											
Tom Martin, L (7, 1)										0	0	0	0	0	0	0											
Steve Reed, R (8, 1)										0	0	0	0	0	0	0											
Steve Karsay, R (9, 1)										0	0	0	0	0	0	0											
Inning Stats	R: 0 E: 0 K: 2 S: 13	H: 3 LOB: 3 BB: 0 P: 21	R: 1 E: 0 K: 3 S: 13	H: 1 LOB: 0 BB: 0 P: 18	R: 1 E: 0 K: 1 S: 13	H: 1 LOB: 0 BB: 0 P: 23	R: 0 E: 0 K: 3 S: 10	H: 0 LOB: 0 BB: 0 P: 15	R: 0 E: 0 K: 2 S: 15	H: 0 LOB: 2 BB: 1 P: 25	R: 0 E: 1 K: 2 S: 11	H: 0 LOB: 2 BB: 0 P: 15	R: 1 E: 0 K: 0 S: 7	H: 2 LOB: 2 BB: 1 P: 14	R: 0 E: 0 K: 1 S: 8	H: 0 LOB: 0 BB: 0 P: 13	1B: 4 2B: 1 3B: 0 HR: 2	SF: 0 SAC: 0 DP: 0 HBP: 0	WP: 0 PB: 0 SB: 0 CS: 0	PA: 35							
PITCHER	IP	WLS	BF	H	R	ER	SO	BB	IBB	HBP	BLK	WP	HR	S	P	ERA	WHIP										
Rick Ankiel, L ERA: 3.69	5.0		20	5	2	2	11	0	0	0	0	0	2	62	98	3.60	1.000										
Matt Morris, R ERA: 1.5	3.0	L	13	2	1	1	4	2	0	0	0	0	0	33	54	3.00	1.333										
Dave Veres, R ERA: 3.71	1.0		3	0	0	0	1	0	0	0	0	0	0	8	13	0.00	0.000										

AB	33
R	3
H	7
RBI	3
BB	2
SO	16
LOB	9




Batter	1	2	3	4	5	6	7	8	9	AB	R	H	RBI	BB	SO	LOB	BOTTOM										
Fernando Vina, L OBP: 0.404, SLG: 0.435 (1, 4)	0-0 F7	2-2 F8		2-2 F9		0-0 F9		3-2 G3		5	0	0	0	0	0	2	Cleveland Indians @ St. Louis Cardinals Busch Stadium, St. Louis, MO Sun Jun 04 2000, 1:10 PM CDT Att: 44,594 - Cloudy - 71 F										
Edgar Renteria, R OBP: 0.311, SLG: 0.430 (1, 6)	2-2 F3		3-3 K BB BB		3-2 G6-3		1-0 15 FC1-2 1B		1-1 F8	5	0	1	0	0	1	0											
15 Jim Edmonds, L OBP: 0.474, SLG: 0.691 (1, 8)	2-2 HBP 1B		0-0 F8		0-1 HR		2-3 K		0-0 L4	5	2	2	1	0	1	2											
Mark McGwire, R OBP: 0.500, SLG: 0.812 (1, 3)	1-1 1B 1-2 HBP		4-2 BB BB		2-3 K		4-0 FC1-2 IBB		1-3 K	2	0	0	0	2	2	0											
Eric Davis, R OBP: 0.412, SLG: 0.515 (1, 9)	0-1 1B 1-2 2-H		4-0 BB BB		4-1 FC6-4 BB		1-0 FC1-2			2	0	1	1	2	0	2											
J.D. Drew, L OBP: 0.404, SLG: 0.484 (1, 7)	1-0 F3		1-2 2-3 BB		4-0 FC6-4 BB		1-2 BB		1-3 K	3	0	0	0	1	2	7											
Craig Paquette, R OBP: 0.328, SLG: 0.475 (1, 5)		2-2 F7	3-3 K		0-1 FC6-4			0-1 1B		4	0	1	0	0	1	5											
Mike Matheny, R OBP: 0.319, SLG: 0.368 (1, 2)		2-2 WP 1B		2-3 K		3-2 G6-3		1-0 F2		4	0	1	0	0	1	1											
Rick Ankiel, L OBP: 0.286, SLG: 0.556 (6, 1)		2-2 F3		2-3 K		0-3 K		0-1 F7		2	0	0	0	0	1	1											
Thomas Howard, S OBP: 0.269, SLG: 0.521 (9, 1)										1	0	0	0	0	0	1											
Dave Veres, R (9, 1)										0	0	0	0	0	0	0											
Inning Stats	R: 1 E: 0 K: 0 S: 11	H: 2 LOB: 2 BB: 0 P: 17	R: 0 E: 0 K: 0 S: 13	H: 1 LOB: 1 BB: 0 P: 21	R: 0 E: 0 K: 3 S: 12	H: 0 LOB: 2 BB: 2 P: 27	R: 0 E: 0 K: 2 S: 10	H: 0 LOB: 0 BB: 0 P: 16	R: 1 E: 0 K: 1 S: 11	H: 1 LOB: 2 BB: 2 P: 24	R: 0 E: 0 K: 1 S: 8	H: 0 LOB: 0 BB: 0 P: 11	R: 0 E: 0 K: 2 S: 10	H: 1 LOB: 2 BB: 1 P: 19	R: 0 E: 0 K: 0 S: 9	H: 1 LOB: 1 BB: 0 P: 13	R: 0 E: 0 K: 1 S: 6	H: 0 LOB: 0 BB: 0 P: 8	1B: 5 2B: 0 3B: 0 HR: 1	SF: 0 SAC: 0 DP: 0 HBP: 1	WP: 1 PB: 1 SB: 2 CS: 0	PA: 40					
PITCHER	IP	WLS	BF	H	R	ER	SO	BB	IBB	HBP	BLK	WP	HR	S	P	ERA	WHIP										
Jim Brower, R ERA: 3.24	5.0		25	4	2	2	6	4	0	1	0	0	1	57	105	3.60	1.600										
Justin Speier, R ERA	1.2		7	1	0	0	2	0	1	0	0	0	0	13	24	0.00	0.600										
Tom Martin, L ERA: 3.92	0.1	W	1	0	0	0	1	0	0	0	0	0	0	5	6	0.00	0.000										
Steve Reed, R ERA: 5.12	1.0	H	4	1	0	0	0	0	0	0	0	0	0	9	13	0.00	1.000										
Steve Karsay, R ERA: 2.33	1.0	S	3	0	0	0	1	0	0	0	0	0	0	6	8	0.00	0.000										

AB	34
R	2
H	6
RBI	2
BB	5
SO	10
LOB	21



Batter	1	2	3	4	5	6	7	8	9	AB	R	H	RBI	BB	SO	LOB	TOP					
Kenny Lofton, L OBP: 0.367, SLG: 0.400 (1, 8)	4-0 SH1-3 BB SF7 BB		1-1 G4-3	3-3 K		2-2 F8			1-0 F8	4	1	0	0	1	1	3	Cleveland Indians @ Milwaukee Brewers Milwaukee County Stadium, Milwaukee, WI Mon Jun 05 2000, 8:05 PM EDT Att: 13,749 - Sunny - 57 F					
Omar Vizquel, S OBP: 0.346, SLG: 0.368 (1, 6)	4-1 SF7 SH1-3 1-2 BB		2-2 1B 3B	1-1 CS 1B		2-2 F7			3-2 F8	4	1	2	2	1	0	1						
Roberto Alomar, S OBP: 0.352, SLG: 0.450 (1, 4)	0-0 SH1-3 1-2 2-3		1-2 G6-3 1B	1-2 CS 1-2	3-1 F8				0-2 G4-3	3	0	1	1	0	0	0						
Jim Thome, L OBP: 0.356, SLG: 0.556 (1, 3)	4-0 BB		0-0 G6-3 1-2		4-0 HR BB				0-0 G3	2	1	0	0	2	0	1						
David Justice, L OBP: 0.387, SLG: 0.608 (1, 9)	0-0 SF7 2-3 3-H			2-1 HR	1-1 HR				1-0 G3	3	2	2	4	0	0	0						
Travis Fryman, R OBP: 0.371, SLG: 0.513 (1, 5)	3-3 K			2-2 HR	2-3 K				1-3 K	4	1	1	1	0	3	2						
Richie Sexson, R OBP: 0.298, SLG: 0.429 (1, 7)		2-1 FC6-4 1B		0-1 SH5-4 1B HBP	3-3 K				1-3 K	4	1	2	0	0	2	0						
Einar Diaz, R OBP: 0.367, SLG: 0.475 (1, 2)		2-2 FC6-4 CS 1-2		2-1 SH5-4 1B HBP	1-1 SH5-3 1B				2-1 G5-3	3	1	1	0	0	0	1						
Dave Burba, R OBP: 0.319, SLG: 0.537 Scott Kamieniecki, R (7, 1) Enrique Wilson, S (9, PH) Justin Speier, R (9, 1)	3-3 K		1-2 SH5-4	1-2 SH5-3	0-2 SH5-3				2-0 G3-1	1	0	0	0	0	1	1	C					
Inning Stats	R: 1 E: 0 K: 1 S: 6	H: 0 LOB: 2 BB: 3 P: 21	R: 0 E: 0 K: 1 S: 8	H: 1 LOB: 0 BB: 0 P: 15	R: 1 E: 0 K: 0 S: 10	H: 2 LOB: 0 BB: 0 P: 14	R: 4 E: 0 K: 1 S: 19	H: 4 LOB: 0 BB: 1 P: 31	R: 2 E: 0 K: 2 S: 10	H: 1 LOB: 0 BB: 1 P: 23	R: 0 E: 0 K: 0 S: 11	H: 0 LOB: 1 BB: 0 P: 16	R: 0 E: 0 K: 0 S: 5	H: 0 LOB: 0 BB: 0 P: 6	R: 0 E: 0 K: 2 S: 9	H: 0 LOB: 0 BB: 0 P: 13		R: 0 E: 0 K: 0 S: 6	H: 0 LOB: 0 BB: 0 P: 12	1B: 5 2B: 0 3B: 1 HR: 3	SF: 1 SAC: 3 DP: 1 HBP: 1	WP: 0 PB: 0 SB: 0 CS: 2
PITCHER	IP WLS BF H R ER SO BB IBB HBP BLK WP HR S P ERA WHIP																					
Jeff D'Amico, R ERA: 3.19	(1, 1)	4.0 L 20 7 6 6 3 3 0 1 0 0 0 2 43 81 13.50 2.500																				
Steve Woodard, R ERA: 5.05	(5, 1)	5.0 18 2 2 2 4 1 0 0 0 0 1 41 70 3.60 0.600																				

Batter	1	2	3	4	5	6	7	8	9	AB	R	H	RBI	BB	SO	LOB	BOTTOM						
Ronnie Belliard, R OBP: 0.383, SLG: 0.423 (1, 4)	2-1 F9		4-2 1B SF8 BB	2-1 1-2 1B			1-3 K		3-2 F8	4	1	1	1	1	1	1	Cleveland Indians @ Milwaukee Brewers Milwaukee County Stadium, Milwaukee, WI Mon Jun 05 2000, 8:05 PM EDT Att: 13,749 - Sunny - 57 F						
James Mouton, R OBP: 0.303, SLG: 0.281 (1, 8)	3-2 S 1B		3-1 S 1B	0-0 F7			2-2 F8		0-0 F7	5	0	2	0	0	0	3							
Jeremy Burnitz, L OBP: 0.368, SLG: 0.477 (1, 9)	1-3 K2-3 1-2		0-0 SF8		2-3 K		4-1 WP 1B BB			2	1	0	1	1	2	1							
Geoff Jenkins, L OBP: 0.338, SLG: 0.622 (1, 7)	2-2 G6-3		3-H F7	1-2 F7			1-1 F7		1-1 2-4 1B	4	0	1	1	0	0	2							
Charlie Hayes, R OBP: 0.396, SLG: 0.460 (1, 3)		3-3 K		1-0 1B 1B	4-2 BB		1-2 2-4	3-3 K		3	1	1	0	1	2	0							
José Hernández, R OBP: 0.292, SLG: 0.376 (1, 5)		2-0 2B		2-0 F8 1B	3-3 K		0-3 K			4	1	2	0	0	2	1							
Tyler Houston, L OBP: 0.288, SLG: 0.387 (1, 2)	3-2 F7		2-0 1B 1B	1-2 1B		2-3 K		2-3 K		4	0	1	1	0	2	1							
Luis Lopez, S OBP: 0.200, SLG: 0.277 (1, 6)	0-0 P6		1-3 K	3-3 K		3-3 K			1-0 P6	4	0	0	0	0	2	3							
Jeff D'Amico, R ERA: 4.75 Sean Berry, R (4, PH) Steve Woodard, L (5, 1) Mark Sweeney, L (9, PH)	(1, 1)	R: 0 E: 0 K: 1 S: 13	H: 1 LOB: 1 BB: 0 P: 21	R: 0 E: 0 K: 1 S: 9	H: 1 LOB: 0 BB: 0 P: 17	R: 1 E: 0 K: 1 S: 11	H: 1 LOB: 1 BB: 1 P: 22	R: 2 E: 0 K: 1 S: 11	H: 4 LOB: 2 BB: 0 P: 21	R: 0 E: 0 K: 2 S: 11	H: 0 LOB: 1 BB: 1 P: 21	R: 0 E: 0 K: 2 S: 9	H: 0 LOB: 0 BB: 0 P: 14	R: 1 E: 0 K: 1 S: 12	H: 1 LOB: 1 BB: 1 P: 21	R: 0 E: 0 K: 3 S: 9	H: 0 LOB: 0 BB: 0 P: 14	R: 0 E: 0 K: 0 S: 7	H: 0 LOB: 1 BB: 1 P: 15	1B: 7 2B: 1 3B: 0 HR: 0	SF: 1 SAC: 0 DP: 0 HBP: 0	WP: 2 PB: 0 SB: 2 CS: 0	PA: 38
PITCHER	IP WLS BF H R ER SO BB IBB HBP BLK WP HR S P ERA WHIP																						
Dave Burba, R ERA: 5.47	(1, 1)	6.0 W 27 7 3 3 8 2 0 0 0 0 1 0 64 116 4.50 1.500																					
Scott Kamieniecki, R ERA: 5.47	(7, 1)	2.0 8 1 1 1 4 1 0 0 0 0 1 0 21 35 4.50 1.000																					
Justin Speier, R ERA:	(9, 1)	1.0 4 0 0 0 0 1 0 0 0 0 1 0 7 15 0.00 1.000																					

Batter	1	2	3	4	5	6	7	8	9	AB	R	H	RBI	BB	SO	LOB	TOP										
Kenny Lofton, L (1, 8) OBP: 0.355, SLG: 0.385	G1-3	F7			L4			G2-3	G4-3	5	0	0	0	0	0	3	Cleveland Indians @ Milwaukee Brewers Milwaukee County Stadium, Milwaukee, WI Tue Jun 06 2000, 8:05 PM EDT Att: 24,595 - Sunny - 71 F livebaseballscorecards.com										
Omar Vizquel, S (1, 6) OBP: 0.340, SLG: 0.361	F9		B2-3		G4-3			G6-3		4	0	0	0	0	0	0											
Roberto Alomar, S (1, 4) OBP: 0.358, SLG: 0.458	HR			BB	G6-3				1B	3	1	2	0	1	0	0											
Jim Thome, L (1, 3) OBP: 0.359, SLG: 0.550	HR			BB	G4-6-3		F5			2	1	0	0	2	1	1											
David Justice, L (1, 9) OBP: 0.384, SLG: 0.617	HR		G4-6-3			F2			K	4	1	1	3	0	1	2											
Travis Fryman, R (1, 5) OBP: 0.373, SLG: 0.512	F8					F9				4	1	2	0	0	0	0											
Richie Sexson, R (1, 7) OBP: 0.297, SLG: 0.431		F8					F8			4	0	1	1	0	1	1											
Sandy Alomar Jr., R (1, 2) OBP: 0.356, SLG: 0.450					F9					3	0	1	0	1	1	1											
Chuck Finley, L (1, 1) OBP: 0.373, SLG: 0.512		FC1-6								4	0	0	0	0	3	4											
Inning Stats	R: 3 E: 0 K: 0 S: 11	H: 2 LOB: 0 BB: 1 P: 20	R: 0 E: 0 K: 0 S: 9	H: 0 LOB: 1 BB: 1 P: 16	R: 0 E: 0 K: 0 S: 4	H: 1 LOB: 1 BB: 2 P: 14	R: 0 E: 0 K: 2 S: 6	H: 0 LOB: 0 BB: 0 P: 11	R: 0 E: 0 K: 0 S: 9	H: 0 LOB: 0 BB: 0 P: 14	R: 0 E: 0 K: 1 S: 10	H: 1 LOB: 1 BB: 0 P: 17	R: 1 E: 0 K: 2 S: 12	H: 3 LOB: 2 BB: 0 P: 20	1B: 4 2B: 2 3B: 0 HR: 1	SF: 0 SAC: 0 DP: 1 HBP: 0		WP: 0 PB: 0 CS: 0	PA: 37								
PITCHER	IP	WLS	BF	H	R	ER	SO	BB	IBB	HBP	BLK	WP	HR	S	P	ERA	WHIP										
John Snyder, R (1, 1) ERA: 3.0	7.2	L	30	4	3	3	4	4	0	0	0	0	1	63	112	3.52	1.043										
Valerio De Los Santos, L (8, 1) ERA: 6.06	0.1		1	0	0	0	1	0	0	0	0	0	0	3	5	0.00	0.000										
David Weathers, R (9, 1) ERA: 3.44	1.0		6	3	1	1	2	0	0	0	0	0	0	12	20	9.00	3.000										

Batter	1	2	3	4	5	6	7	8	9	AB	R	H	RBI	BB	SO	LOB	BOTTOM										
Ronnie Belliard, R (1, 4) OBP: 0.381, SLG: 0.420			K			K		FC4-6		4	0	1	0	0	2	1	Cleveland Indians @ Milwaukee Brewers Milwaukee County Stadium, Milwaukee, WI Tue Jun 06 2000, 8:05 PM EDT Att: 24,595 - Sunny - 71 F livebaseballscorecards.com										
James Mouton, R (1, 7) OBP: 0.313, SLG: 0.284	G5-4-3				G4-3					3	1	1	0	1	1	1											
Jeromy Burnitz, L (1, 9) OBP: 0.362, SLG: 0.468					G4-3					4	0	0	0	0	2												
Charlie Hayes, R (1, 3) OBP: 0.399, SLG: 0.465					K		G5-3			3	1	1	1	1	1	1											
José Hernández, R (1, 6) OBP: 0.287, SLG: 0.368		G6-4-3			G6-3					4	0	0	0	0	3												
Marquis Grissom, R (1, 8) OBP: 0.282, SLG: 0.314								F9		4	0	2	1	0	1	0											
Sean Berry, R (1, 5) OBP: 0.250, SLG: 0.300										4	0	1	0	0	2												
Raul Casanova, S (1, 2) OBP: 0.233, SLG: 0.231										2	0	0	0	1	0	1											
John Snyder, R (1, 1) ERA: 3.72										2	0	0	0	0	2												
Valerio De Los Santos, L (8, 1) OBP: 0.167, SLG: 0.167										0	0	0	0	0	0	0											
Santiago Perez, S (8, PH) OBP: 0.167, SLG: 0.167										1	0	1	0	0	0	0											
David Weathers, R (9, 1) ERA: 3.44										0	0	0	0	0	0	0											
Inning Stats	R: 0 E: 0 K: 0 S: 5	H: 1 LOB: 0 BB: 0 P: 6	R: 0 E: 0 K: 0 S: 5	H: 1 LOB: 1 BB: 1 P: 13	R: 0 E: 0 K: 1 S: 7	H: 0 LOB: 0 BB: 1 P: 13	R: 0 E: 0 K: 1 S: 10	H: 1 LOB: 1 BB: 0 P: 12	R: 0 E: 0 K: 1 S: 8	H: 1 LOB: 1 BB: 0 P: 10	R: 0 E: 0 K: 2 S: 8	H: 0 LOB: 0 BB: 0 P: 13	R: 0 E: 0 K: 0 S: 5	H: 0 LOB: 0 BB: 0 P: 9	R: 0 E: 0 K: 0 S: 6	H: 1 LOB: 1 BB: 0 P: 9	R: 2 E: 0 K: 0 S: 16	H: 2 LOB: 1 BB: 1 P: 24	1B: 5 2B: 2 3B: 0 HR: 0	SF: 0 SAC: 0 DP: 3 HBP: 0	WP: 0 PB: 0 CS: 0	PA: 34					
PITCHER	IP	WLS	BF	H	R	ER	SO	BB	IBB	HBP	BLK	WP	HR	S	P	ERA	WHIP										
Chuck Finley, L (1, 1) ERA: 3.72	9.0	W	34	7	2	2	5	3	0	0	0	0	0	70	109	2.00	1.111										

Batter	1	2	3	4	5	6	7	8	9	AB	R	H	RBI	BB	SO	LOB	TOP										
Kenny Lofton, L OBP: 0.348, SLG: 0.375	1-3 K	1-3 K	1-0 1B		0-1 FC5-4 BB		1-1 FC4-6 FC5 SH2-3		2-1 G4-3	6	0	1	0	0	2	3	Cleveland Indians @ Milwaukee Brewers Milwaukee County Stadium, Milwaukee, WI Wed Jun 07 2000, 8:05 PM EDT Att: 15,518 - Cloudy - 75 F										
Omar Vizquel, S OBP: 0.347, SLG: 0.367	4-1 PB E 1B BB	0-2 2B 2B	3-1 F9		4-1 BB		0-0 SH2-3			2	2	1	0	2	0	1											
Roberto Alomar, S OBP: 0.359, SLG: 0.461	2-2 E6 PB 1B	3-2 S 2B 2B	0-3 K		1-1 F8		2-2 FC5			5	1	2	2	0	1	4											
Jolbert Cabrera, R OBP: 0.311, SLG: 0.310	1-2 E6 PB 1B	2-3 2B 2B			4-1 F8					0	0	0	0	0	0	0											
Jim Thome, L OBP: 0.364, SLG: 0.545	4-0 E6 HR BB	4-2 2B HBP BB	0-0 P6		4-1 BB				3-2 G4-3	2	2	0	0	3	0	1											
David Justice, L OBP: 0.385, SLG: 0.615	1-2 E6 HR	1-0 HBP 2B		4-1 CS BB	2-2 G3-1			1-3 K		4	1	1	1	1	1	5											
Richie Sexson, R OBP: 0.299, SLG: 0.442	1-1 HR	2-2 G1-3		1-3 K		3-2 G4-3		4-1 BB		4	1	1	3	1	1	3											
Russell Branyan, L Steve Reed, R	1-2 HR	4-0 HBP IBB		3-2 HR	1-3 K		1-3 K	2-1 P5		4	1	2	1	1	1	1											
Sandy Alomar Jr., R OBP: 0.348, SLG: 0.429	0-3 K	4-1 HBP		1-0 G4-3	0-2 G1-3			1-0 G4-3		4	0	0	1	0	1	1											
Paul Rigdon, R Jamie Brewington, R Mark Watson, R Justin Speier, R Alex Ramirez, R Tom Martin, L Enrique Wilson, S		2B BB			0-0 FC5-4 1B		0-0 FC4-6 1B		0-2 G4-3	0	0	0	0	0	0	0											
Inning Stats	R: 4 E: 1 K: 2 S: 20	H: 3 LOB: 1 BB: 2 P: 34	R: 4 E: 0 K: 1 S: 23	H: 3 LOB: 3 BB: 3 P: 46	R: 0 E: 0 K: 1 S: 7	H: 1 LOB: 1 BB: 0 P: 11	R: 1 E: 0 K: 1 S: 9	H: 1 LOB: 0 BB: 1 P: 18	R: 0 E: 0 K: 0 S: 10	H: 0 LOB: 0 BB: 0 P: 13	R: 0 E: 0 K: 0 S: 7	H: 1 LOB: 1 BB: 0 P: 10	R: 0 E: 0 K: 1 S: 10	H: 0 LOB: 1 BB: 0 P: 20	R: 0 E: 0 K: 0 S: 7	H: 0 LOB: 0 BB: 0 P: 10	1B: 5 2B: 3 3B: 0 HR: 2	SF: 0 SAC: 1 DP: 0 HBP: 1	WP: 0 PB: 1 SB: 1 CS: 1	PA: 46							
PITCHER	IP	WLS	BF	H	R	ER	SO	BB	IBB	HBP	BLK	WP	HR	S	P	ERA	WHIP										
Jason Bere, R ERA: 5.99	1.1	L	12	5	7	7	3	3	0	0	0	0	1	32	54	47.25	6.000										
Juan Acevedo, R ERA: 5.0	1.2		10	2	1	1	1	1	1	1	0	0	0	18	37	5.40	1.800										
Curt Leskanic, R ERA: 4.13	2.0		10	2	1	1	1	3	0	0	0	0	1	19	39	4.50	2.500										
David Weathers, R ERA: 3.25	2.0		7	1	0	0	1	0	0	0	0	0	0	16	23	0.00	0.500										
Valerio De Los Santos, L ERA: 5.75	2.0		7	0	0	0	1	1	0	0	0	0	0	17	30	0.00	0.500										

Batter	1	2	3	4	5	6	7	8	9	AB	R	H	RBI	BB	SO	LOB	BOTTOM										
Ronnie Belliard, R OBP: 0.385, SLG: 0.419	4-0 1B 1B BB	0-2 P4		2-2 G4-3 1B	0-0 P4		4-2 BB			3	1	1	0	2	0	1	Cleveland Indians @ Milwaukee Brewers Milwaukee County Stadium, Milwaukee, WI Wed Jun 07 2000, 8:05 PM EDT Att: 15,518 - Cloudy - 75 F										
Santiago Perez, S OBP: 0.182, SLG: 0.182	0-1 F8	1-1 B1-3		3-1 G4-3 1B	2-3 K		0-2 F7			5	0	1	0	0	1	3											
Jeremy Burnitz, L OBP: 0.363, SLG: 0.464	2-1 1B 1B BB	4-2 BB		2-0 P2	2-3 K			3-2 F8		4	1	1	0	1	1	4											
Geoff Jenkins, L OBP: 0.340, SLG: 0.621	0-0 BB 1B 1B	1-3 K		0-1 G4-3		2-2 G4-3 2B		0-1 G6-3		5	1	2	1	0	1	3											
Charlie Hayes, R Raul Casanova, S	0-1 1B BB 1B		0-0 G4-3	2-2 HBP	0-0 F8		2-2 F8		2-2 1B	1	1	1	0	0	0	0											
José Hernández, R OBP: 0.285, SLG: 0.361	4-2 BB 1B BB		2-3 K	3-3 K	1-0 G4-3		2-3 K		2-3 K	4	0	0	1	1	3	5											
Marquis Grissom, R OBP: 0.285, SLG: 0.316	1-0 BB		1-1 E5		1-0 SH2-3 1B		2-3 K		2-2 F9	5	1	2	1	0	1	1											
Tyler Houston, L OBP: 0.300, SLG: 0.375	4-1 BB		4-2 BB		0-0 SH2-3		3-2 F7		1-1 G4-3	2	0	0	1	2	0	0											
Jason Bere, R Juan Acevedo, R Sean Ryan, L Curt Leskanic, R Luiz Lopez, S James Shields, R David Weathers, R James Shields, R Valerio De Los Santos, L Mark Sanchez, L		3H		3-2 F9	2-1 WP 1B		2-2 F8		1-3 K	1	0	0	0	0	0	3											
Inning Stats	R: 4 E: 0 K: 0 S: 15	H: 4 LOB: 2 BB: 3 P: 32	R: 0 E: 1 K: 1 S: 11	H: 0 LOB: 1 BB: 1 P: 17	R: 0 E: 0 K: 1 S: 12	H: 0 LOB: 2 BB: 1 P: 22	R: 0 E: 0 K: 1 S: 13	H: 2 LOB: 3 BB: 0 P: 25	R: 1 E: 0 K: 2 S: 12	H: 2 LOB: 2 BB: 0 P: 19	R: 0 E: 0 K: 1 S: 8	H: 1 LOB: 1 BB: 0 P: 13	R: 0 E: 0 K: 0 S: 14	H: 0 LOB: 1 BB: 1 P: 23	R: 0 E: 0 K: 1 S: 13	H: 1 LOB: 1 BB: 0 P: 20		R: 0 E: 0 K: 1 S: 9	H: 0 LOB: 0 BB: 0 P: 13	1B: 9 2B: 1 3B: 0 HR: 0	SF: 0 SAC: 1 DP: 1 HBP: 1	WP: 1 PB: 0 SB: 1 CS: 0	PA: 45				
PITCHER	IP	WLS	BF	H	R	ER	SO	BB	IBB	HBP	BLK	WP	HR	S	P	ERA	WHIP										
Paul Rigdon, R ERA: 4.91	0.1		8	4	4	4	0	3	0	0	0	0	0	11	26	108.00	21.000										
Jamie Brewington, R ERA: 2.45	2.2	W	10	0	0	0	2	2	0	0	0	0	0	27	45	0.00	0.750										
Mark Watson, L ERA: 0.63	0.2		5	2	0	0	0	0	0	1	0	0	0	10	19	0.00	3.000										
Justin Speier, R ERA: 1.23	2.1		11	3	1	1	4	0	0	0	0	1	0	23	38	3.86	1.286										
Tom Martin, L ERA: 3.63	1.2		7	1	0	0	0	1	0	0	0	0	0	23	37	0.00	1.200										

AB	35
R	9
H	10
RBI	8
BB	9
SO	7
LOB	22



Batter	1	2	3	4	5	6	7	8	9	AB	R	H	RBI	BB	SO	LOB	TOP		
Kenny Lofton, L OBP: 0.339, SLG: 0.364 (1, 8)	F8		K			G4-3			G4-3	4	0	0	0	0	1	0	Cleveland Indians @ Boston Red Sox Fenway Park, Boston, MA Thu Jun 08 2000, 6:05 PM EDT Att: 31,438 - Cloudy - 71 F		
Omar Vizquel, S OBP: 0.341, SLG: 0.360 (1, 6)	K				F9	G4-3			B5-3	4	0	0	0	0	1	0			
Roberto Alomar, S OBP: 0.359, SLG: 0.459 Enrique Wilson, S OBP: 0.419, SLG: 0.517 (3, 4)	E2				G3					1	0	0	0	0	0	0			
Jim Thome, L OBP: 0.358, SLG: 0.533 (1, 3)	P5				F9					3	0	1	0	0	1	0			
David Justice, L OBP: 0.379, SLG: 0.604 (1, 9)						G4-3				3	0	0	0	0	1	0			
Travis Fryman, R OBP: 0.388, SLG: 0.505 (1, 5)						F9				3	0	0	0	0	2	0			
Russell Branyan, L OBP: 0.538, SLG: 1.417 (1, 10)										3	0	1	0	0	2	0			
Richie Sexson, R OBP: 0.300, SLG: 0.438 (1, 7)						F8				2	0	0	0	1	1	0			
Einar Diaz, R OBP: 0.359, SLG: 0.463 (1, 2)						F8				3	0	0	0	0	0	2			
Inning Stats	R: 0 H: 0 E: 1 K: 1 S: 9	H: 0 LOB: 1 BB: 0 P: 15	R: 0 H: 0 E: 0 K: 3 S: 9	H: 0 LOB: 0 BB: 0 P: 12	R: 0 H: 0 E: 0 K: 1 S: 8	H: 0 LOB: 0 BB: 0 P: 10	R: 0 H: 0 E: 0 K: 0 S: 5	H: 0 LOB: 0 BB: 0 P: 9	R: 0 H: 1 E: 0 K: 0 S: 10	H: 2 LOB: 2 BB: 1 P: 18	R: 0 H: 0 E: 0 K: 2 S: 10	H: 0 LOB: 0 BB: 0 P: 15	R: 0 H: 0 E: 0 K: 2 S: 9	H: 0 LOB: 0 BB: 0 P: 10	R: 0 H: 1 E: 0 K: 1 S: 8	H: 1 LOB: 1 BB: 0 P: 8		1B: 1 2B: 1 3B: 0 HR: 0	SF: 0 SAC: 0 DP: 0 HBP: 0
PITCHER	IP	WLS	BF	H	R	ER	SO	BB	IBB	HBP	BLK	WP	HR	S	P	ERA	WHIP		
Pedro Martinez, R ERA: 0.95 (1, 1)	8.0	W	27	1	0	0	10	1	0	0	0	0	0	69	101	0.00	0.250		
Derek Lowe, R ERA: 2.06 (9, 1)	1.0	S	4	1	0	0	1	0	0	0	0	0	0	8	8	0.00	1.000		

AB	30
R	0
H	2
RBI	0
BB	1
SO	11
LOB	4



Batter	1	2	3	4	5	6	7	8	9	AB	R	H	RBI	BB	SO	LOB	BOTTOM		
Jeff Frye, R OBP: 0.395, SLG: 0.381 (1, 4)	G6-4-3 1B		K			G4-3				4	1	2	0	0	1	0	Cleveland Indians @ Boston Red Sox Fenway Park, Boston, MA Thu Jun 08 2000, 6:05 PM EDT Att: 31,438 - Cloudy - 71 F		
Trot Nixon, L OBP: 0.389, SLG: 0.533 (1, 9)	K					P6				4	0	0	0	0	2	2			
Nomar Garciaparra, R OBP: 0.424, SLG: 0.556 (1, 6)	G6-4-3 1-2					G6-3				4	0	0	0	0	2	2			
Carl Everett, S OBP: 0.391, SLG: 0.698 (1, 8)						K				3	2	1	1	1	2	0			
Brian Daubach, L OBP: 0.357, SLG: 0.495 (1, 3)										3	0	1	1	1	0	0			
Mike Stanley, R OBP: 0.344, SLG: 0.449 (1, 10)										4	0	1	1	0	2	1			
Troy O'Leary, L OBP: 0.297, SLG: 0.354 (1, 7)										4	0	2	0	0	0	3			
Jason Varitek, S OBP: 0.414, SLG: 0.437 (1, 2)										3	0	2	0	0	0	0			
3B Wilton Veras, R OBP: 0.288, SLG: 0.328 (1, 5)										3	0	0	0	0	0	4			
Inning Stats	R: 0 H: 1 E: 0 K: 1 S: 6	H: 0 LOB: 0 BB: 0 P: 11	R: 0 H: 0 E: 0 K: 2 S: 15	H: 0 LOB: 1 BB: 1 P: 25	R: 0 H: 0 E: 0 K: 1 S: 8	H: 0 LOB: 0 BB: 0 P: 11	R: 0 H: 0 E: 0 K: 2 S: 9	H: 0 LOB: 0 BB: 0 P: 11	R: 0 H: 2 E: 0 K: 1 S: 9	H: 2 LOB: 2 BB: 0 P: 10	R: 1 H: 3 E: 0 K: 0 S: 10	H: 3 LOB: 2 BB: 0 P: 17	R: 2 H: 3 E: 1 K: 1 S: 13	H: 3 LOB: 2 BB: 1 P: 24	1B: 7 2B: 1 3B: 0 HR: 1	SF: 0 SAC: 0 DP: 1 HBP: 0		WP: 0 PA: 34 PB: 0 SB: 0 CS: 0	
PITCHER	IP	WLS	BF	H	R	ER	SO	BB	IBB	HBP	BLK	WP	HR	S	P	ERA	WHIP		
Bartolo Colon, R ERA: 4.13 (1, 1)	7.2	L	33	9	3	3	9	1	1	0	0	0	1	75	117	3.52	1.304		
Scott Kamieniecki, R ERA: 5.4 (8, 1)	0.1		1	0	0	0	0	0	0	0	0	0	0	1	2	0.00	0.000		



Batter	1	2	3	4	5	6	7	8	9	AB	R	H	RBI	BB	SO	LOB	TOP				
Pokey Reese, R OBP: 0.367, SLG: 0.425 (1, 4)	P3	HR			FC1-5 2B		K			4	1	2	1	0	1	0	Cincinnati Reds @ Cleveland Indians Jacobs Field, Cleveland, OH Fri Jun 09 2000, 7:05 PM EDT Att: 43,105 - Sunny - 85 F				
Barry Larkin, R OBP: 0.412, SLG: 0.597 (1, 6)	1B	G4-3			F9		K			4	0	1	0	0	1	1					
Ken Griffey Jr., L OBP: 0.380, SLG: 0.485 (1, 8)	1B				FC1-5 1B		K			4	1	2	0	0	1	1					
Dante Bichette, R OBP: 0.328, SLG: 0.460 (1, 9)	F7				1B		K			4	0	1	1	0	2	3					
Michael Tucker, L OBP: 0.418, SLG: 0.618 (1, 7)	F7				K		F8			4	0	0	0	0	1	4					
Sean Casey, L OBP: 0.318, SLG: 0.320 (1, 3)		HR			L8		G3-1			4	1	1	0	0	0	1					
Dmitri Young, S OBP: 0.317, SLG: 0.424 (1, 10)		HR			G6-3		G4-3			4	1	1	2	0	0	0					
Aaron Boone, R OBP: 0.345, SLG: 0.462 (1, 5)		K			G5-3		P4			4	0	0	0	0	2	0					
Eddie Taubensee, L OBP: 0.351, SLG: 0.401 (1, 2)		G3-1			G3		F8			3	0	0	0	0	0	0					
Inning Stats	R: 0 E: 0 K: 0 S: 11	H: 2 LOB: 2 BB: 0 P: 22	R: 3 E: 0 K: 1 S: 13	H: 3 LOB: 0 BB: 0 P: 22	R: 0 E: 0 K: 1 S: 12	H: 1 LOB: 1 BB: 0 P: 17	R: 0 E: 0 K: 0 S: 5	H: 0 LOB: 0 BB: 0 P: 8	R: 1 E: 0 K: 1 S: 13	H: 2 LOB: 1 BB: 0 P: 24	R: 0 E: 0 K: 2 S: 9	H: 0 LOB: 0 BB: 0 P: 16	R: 0 E: 0 K: 2 S: 9	H: 0 LOB: 0 BB: 0 P: 11	R: 0 E: 0 K: 1 S: 11	H: 0 LOB: 0 BB: 0 P: 16	1B: 4 2B: 2 3B: 0 HR: 2	SF: 0 SAC: 0 DP: 0 HBP: 0	WP: 0 PB: 0 SB: 2 CS: 0	PA: 35	
PITCHER	IP	WLS	BF	H	R	ER	SO	BB	IBB	HBP	BLK	WP	HR	S	P	ERA	WHIP				
Jim Brower, R ERA: 3.97 (1, 1)	6.0	W	26	8	4	4	3	0	0	0	0	0	2	59	103	6.00	1.333				
Justin Speier, R ERA: 9.99 (7, 1)	2.0	H	6	0	0	0	4	0	0	0	0	0	0	18	27	0.00	0.000				
Steve Karsay, R ERA: 2.25 (9, 1)	1.0	S	3	0	0	0	1	0	0	0	0	0	0	11	16	0.00	0.000				

AB	35
R	4
H	8
RBI	4
BB	0
SO	8
LOB	10



Batter	1	2	3	4	5	6	7	8	9	AB	R	H	RBI	BB	SO	LOB	BOTTOM				
Enrique Wilson, S OBP: 0.388, SLG: 0.476 (1, 10)	L3	P4	L8			G6-3		G6-3		5	0	0	0	0	0	4	Cincinnati Reds @ Cleveland Indians Jacobs Field, Cleveland, OH Fri Jun 09 2000, 7:05 PM EDT Att: 43,105 - Sunny - 85 F				
Omar Vizquel, S OBP: 0.340, SLG: 0.358 (1, 6)	HR	F9			P5	G4-3				4	1	1	0	0	0	2					
Roberto Alomar, S OBP: 0.356, SLG: 0.455 (1, 4)	K	F9			1B	G5-3				4	0	1	0	0	1	3					
David Justice, L OBP: 0.381, SLG: 0.634 (1, 9)	HR				G1-3		F9			4	2	2	3	0	0	1					
Travis Fryman, R OBP: 0.366, SLG: 0.498 (1, 5)	F7				1B	F8		G6-3		3	1	0	0	1	0	1					
Richie Sexson, R OBP: 0.303, SLG: 0.468 (1, 3)		HR			K		G1-3			4	2	2	2	0	1	1					
Sandy Alomar Jr., R OBP: 0.369, SLG: 0.443 (1, 2)		1B			1B		1B			4	1	3	0	0	1	0					
Alex Ramirez, R OBP: 0.308, SLG: 0.440 Kenny Lofton, L OBP: 0.339, SLG: 0.364 (1, 7) (9, 8)		1B			1B		F8			4	0	2	1	0	1	1					
Jolbert Cabrera, R OBP: 0.308, SLG: 0.306 (1, 8) (9, 7)		1B			P6		F8			4	0	1	1	0	0	3					
Inning Stats	R: 2 E: 0 K: 1 S: 14	H: 2 LOB: 0 BB: 0 P: 19	R: 2 E: 0 K: 0 S: 20	H: 4 LOB: 2 BB: 0 P: 28	R: 2 E: 0 K: 1 S: 17	H: 3 LOB: 2 BB: 1 P: 31	R: 0 E: 0 K: 0 S: 8	H: 1 LOB: 1 BB: 0 P: 12	R: 0 E: 0 K: 0 S: 8	H: 1 LOB: 1 BB: 0 P: 10	R: 0 E: 0 K: 0 S: 9	H: 0 LOB: 0 BB: 0 P: 11	R: 1 E: 0 K: 1 S: 12	H: 1 LOB: 0 BB: 0 P: 17	R: 0 E: 0 K: 1 S: 9	H: 0 LOB: 0 BB: 0 P: 13	1B: 8 2B: 0 3B: 0 HR: 4	SF: 0 SAC: 0 DP: 0 HBP: 0	WP: 0 PB: 0 SB: 2 CS: 0	PA: 37	
PITCHER	IP	WLS	BF	H	R	ER	SO	BB	IBB	HBP	BLK	WP	HR	S	P	ERA	WHIP				
Denny Neagle, L ERA: 3.84 (1, 1)	6.0	L	30	11	6	6	2	1	0	0	0	0	1	76	111	9.00	2.000				
Elmer Dessens, R ERA: 6.04 (7, 1)	2.0		7	1	1	1	2	0	0	0	0	0	1	21	30	4.50	0.500				

AB	36
R	7
H	12
RBI	7
BB	1
SO	4
LOB	16



Batter	1	2	3	4	5	6	7	8	9	AB	R	H	RBI	BB	SO	LOB	TOP									
Pokey Reese, R OBP: 0.368, SLG: 0.422 (1, 4)	2-1 FC1-6 1B		2-2 G6-3		4-1 F7 SF7 BB		0-1 G6-3		1-1 G4-3	4	1	1	0	1	0	0	Cincinnati Reds @ Cleveland Indians Jacobs Field, Cleveland, OH Sat Jun 10 2000, 1:05 PM EDT Att: 43,084 - Sunny - 85 F									
Barry Larkin, R OBP: 0.406, SLG: 0.497 (1, 6)	2-1 FC1-6 HR		1-1 G5-3		2-2 F7		1-2 1B		0-0 F9	5	1	1	0	0	0	2										
Ken Griffey Jr., L OBP: 0.390, SLG: 0.505 (1, 8)	0-1 HR		4-1 FC6-4 BB		4-0 IBB		2-2 1B		1-3 1B	2	1	2	2	2	0	0										
Dante Bichette, R OBP: 0.322, SLG: 0.454 (1, 9)	0-0 P5		0-1 FC6-4		2-1 SF7		1-2 G3-1			3	0	0	1	0	0	2										
Dmitri Young, S OBP: 0.311, SLG: 0.415 (1, 10)	2-2 G3			3-3 K		1-2 G4-3		2-3 K		4	0	0	0	0	2	1										
Sean Casey, L OBP: 0.321, SLG: 0.320 (1, 3)		1-1 F7		1-1 HR 1B		2-2 G6-3		4-1 BB		3	1	1	0	1	0	0										
Michael Tucker, L OBP: 0.421, SLG: 0.645 (1, 7)		0-1 S 1B		1-2 HR		0-0 F9		1-3 K		4	1	2	2	0	1	1										
Aaron Boone, R OBP: 0.343, SLG: 0.463 (1, 5)		2-1 L6		0-1 B1-3		1-1 2B		1-1 F7		4	0	1	0	0	0	2										
Benito Santiago, R OBP: 0.349, SLG: 0.456 D.T. Cromer, L OBP: 0.379, SLG: 0.577 (9, PH)		1-2 G6-3		1-3 K		3-2 G6-3		1-3 K		3	0	0	0	0	1	2										
Inning Stats	R: 2 E: 0 K: 0 S: 11	H: 2 LOB: 0 BB: 0 P: 17	R: 0 E: 0 K: 0 S: 9	H: 1 LOB: 1 BB: 0 P: 13	R: 0 E: 0 K: 0 S: 9	H: 0 LOB: 1 BB: 1 P: 16	R: 2 E: 0 K: 2 S: 17	H: 2 LOB: 0 BB: 1 P: 23	R: 1 E: 0 K: 0 S: 12	H: 0 LOB: 1 BB: 2 P: 25	R: 0 E: 0 K: 0 S: 12	H: 2 LOB: 1 BB: 0 P: 16	R: 0 E: 0 K: 2 S: 9	H: 0 LOB: 1 BB: 1 P: 17	R: 0 E: 0 K: 1 S: 7	H: 0 LOB: 0 BB: 0 P: 9	1B: 5 2B: 1 3B: 0 HR: 2	SF: 1 SAC: 0 DP: 0 HBP: 0	WP: 0 PB: 0 SB: 2 CS: 0	PA: 38						
PITCHER	IP	WLS	BF	H	R	ER	SO	BB	IBB	HBP	BLK	WP	HR	S	P	ERA	WHIP									
Dave Burba, R ERA: 4.88	(1, 1)	6.0	W	27	6	5	5	2	2	1	0	0	0	2	67	109	7.50	1.333								
Scott Kamieniecki, R ERA: 5.0	(7, 1)	2.0	H	8	2	0	0	2	1	0	0	0	0	0	21	33	0.00	1.500								
Steve Karsay, R ERA: 2.17	(9, 1)	1.0	S	3	0	0	0	1	0	0	0	0	0	0	7	9	0.00	0.000								

AB	33
R	5
H	8
RBI	5
BB	4
SO	5
LOB	10



Batter	1	2	3	4	5	6	7	8	9	AB	R	H	RBI	BB	SO	LOB	BOTTOM									
Kenny Lofton, L OBP: 0.341, SLG: 0.386 (1, 8)	1-1 L3	2-0 G4-6-3 1B		3-2 F8		3-2 HR		2-1 F8		5	1	2	2	0	0	2	Cincinnati Reds @ Cleveland Indians Jacobs Field, Cleveland, OH Sat Jun 10 2000, 1:05 PM EDT Att: 43,084 - Sunny - 85 F									
Omar Vizquel, S OBP: 0.343, SLG: 0.365 (1, 6)	2-2 2B	0-0 G4-6-3		1-0 SH5-3 1B		1-1 G6-3				4	0	2	0	0	0	3										
Roberto Alomar, S OBP: 0.356, SLG: 0.454 (1, 4)	2-3 K2-3		0-0 P6		1-0 SH5-3		0-0 S 1B			3	0	1	0	0	1	1										
David Justice, L OBP: 0.374, SLG: 0.621 (1, 9)	0-1 L6		3-2 G3-1		3-3 K		1-2 F8			4	0	0	0	0	1	3										
Jim Thome, L OBP: 0.356, SLG: 0.533 (1, 3)		2-1 1B HBP 2B		1-3 K		1-3 K		2-3 K		4	1	1	0	0	3	2										
Travis Fryman, R OBP: 0.373, SLG: 0.531 (1, 5)		0-2 G6-3		3-2 HR		3-1 HR		1-0 1B		4	2	3	2	0	0	1										
Russell Branyan, L OBP: 0.529, SLG: 1.400 (1, 10)		4-1 HBP 1B BB		0-2 F7		0-0 HR		2-3 K		3	2	1	1	1	1	0										
Richie Sexson, R OBP: 0.311, SLG: 0.471 Jolbert Cabrera, R OBP: 0.308, SLG: 0.306 (9, 7)		0-1 1B HBP 1B		2-1 1B		2-2 F7		1-0 WP HBP		3	0	2	0	0	0	0										
Einar Diaz, R OBP: 0.356, SLG: 0.452 (1, 2)		1-1 1B HBP		1-3 K		2-2 F8		1-3 K		3	0	0	1	0	2	2										
Inning Stats	R: 0 E: 0 K: 1 S: 11	H: 1 LOB: 1 BB: 0 P: 16	R: 2 E: 0 K: 0 S: 11	H: 3 LOB: 2 BB: 1 P: 20	R: 0 E: 0 K: 1 S: 9	H: 0 LOB: 0 BB: 0 P: 13	R: 1 E: 0 K: 1 S: 16	H: 2 LOB: 1 BB: 0 P: 25	R: 0 E: 0 K: 2 S: 10	H: 1 LOB: 1 BB: 0 P: 16	R: 3 E: 0 K: 0 S: 16	H: 3 LOB: 0 BB: 0 P: 27	R: 0 E: 0 K: 1 S: 8	H: 2 LOB: 2 BB: 0 P: 12	R: 0 E: 0 K: 2 S: 8	H: 0 LOB: 1 BB: 0 P: 14	1B: 6 2B: 2 3B: 0 HR: 4	SF: 0 SAC: 1 DP: 1 HBP: 2	WP: 1 PB: 0 SB: 1 CS: 0	PA: 37						
PITCHER	IP	WLS	BF	H	R	ER	SO	BB	IBB	HBP	BLK	WP	HR	S	P	ERA	WHIP									
Steve Parris, R ERA: 5.37	(1, 1)	6.0	L	29	10	6	6	5	1	0	0	1	0	73	117	9.00	1.833									
Scott Sullivan, R ERA: 4.35	(7, 1)	2.0		8	2	0	0	3	0	0	1	0	1	0	16	26	0.00	1.000								

AB	33
R	6
H	12
RBI	6
BB	1
SO	8
LOB	14



Batter	1	2	3	4	5	6	7	8	9	10	11	12	13	AB	R	H	RBI	BB	SO	LOB							
Pokey Reese, R OBP: 0.360, SLG: 0.411 (1, 4)	F9		G5-3			K		FC4-6 1B HR		K		F8		6	1	0	0	0	2	2							
Barry Larkin, R OBP: 0.396, SLG: 0.484 (1, 10) (13, 6)	F8			F8		L6		HR			G6-3	F9		6	1	1	0	0	0	1							
Ken Griffey Jr., L OBP: 0.392, SLG: 0.517 (1, 8)	F9			L3			F9	HR			1B			5	2	2	3	1	0	0							
Dante Bichette, R OBP: 0.334, SLG: 0.454 Michael Tucker, L OBP: 0.424, SLG: 0.639 (4, 9)		G3 1B		G5-3			G4-3	P6			BB		E 1B 1B	2	0	1	0	0	0	0							
Dmitri Young, S OBP: 0.307, SLG: 0.406 (1, 3)		G3					F8				FC5		SH1-3 1B	5	0	0	0	1	0	3							
Aaron Boone, R OBP: 0.347, SLG: 0.466 (1, 5)		F9						1B PB 2B		F8		F2		5	1	2	2	1	0	4							
Chris Stynes, R OBP: 0.424, SLG: 0.528 (1, 7)				L5				PB WP 1B		F7		F8		5	1	1	0	0	1	5							
Bento Santiago, R OBP: 0.348, SLG: 0.444 Eddie Taubensee, L OBP: 0.350, SLG: 0.396 (9, 2)			G5-3				G5-3						SH1-3 1B	2	0	0	0	1	0	1							
Juan Castro, R OBP: 0.283, SLG: 0.429 Sean Casey, L OBP: 0.320, SLG: 0.316 Manny Aybar, R (13, 1)			G5-3				F8	SF7			K		G4-6-3 1B	3	0	0	1	1	1	0							
Inning Stats	R: 0 E: 0 K: 0 S: 7	H: 0 LOB: 0 BB: 0 P: 13	R: 0 E: 0 K: 1 S: 12	H: 1 LOB: 1 BB: 0 P: 20	R: 0 E: 0 K: 0 S: 5	H: 0 LOB: 0 BB: 0 P: 8	R: 0 E: 0 K: 1 S: 7	H: 0 LOB: 0 BB: 0 P: 11	R: 5 E: 0 K: 0 S: 17	H: 4 LOB: 1 BB: 1 P: 28	R: 0 E: 0 K: 0 S: 10	H: 0 LOB: 0 BB: 0 P: 16	R: 0 E: 0 K: 0 S: 14	H: 1 LOB: 3 BB: 1 P: 25	R: 0 E: 0 K: 0 S: 12	H: 0 LOB: 1 BB: 1 P: 23	R: 2 E: 1 K: 0 S: 7	H: 3 LOB: 2 BB: 2 P: 20	1B: 7 2B: 1 3B: 0 HR: 1	SF: 1 SAC: 1 DP: 1 HBP: 0	WP: 1 PB: 1 SB: 0 CS: 0	PA: 54					
PITCHER	IP	WLS	BF	H	R	ER	SO	BB	IBB	HBP	BLK	WP	HR	S	P	ERA	WHIP										
Chuck Finley, L ERA: 3.73 Steve Reed, R ERA: 5.06 Justin Spiller, R ERA: 1.89 Jamie Brewington, R ERA: 1.69 Scott Kamieniecki, R ERA: 5.28	7.0	0.2	26	3	3	3	3	2	0	0	0	1	0	54	89	3.86	0.714										
	0.2	H	3	1	0	0	0	0	0	0	0	0	0	4	5	0.00	1.500										
	1.1	B	5	1	2	2	0	0	0	0	0	0	1	17	28	13.50	0.750										
	2.0		9	1	0	0	2	1	0	0	0	0	0	21	37	0.00	1.000										
	2.0	L	11	3	2	2	0	1	2	0	0	0	0	19	43	9.00	2.000										

Cincinnati Reds @ Cleveland Indians
Jacobs Field, Cleveland, OH
Sun Jun 11 2000, 1:05 PM EDT
Att. 43,036 - Cloudy - 84 F

AB 46
R 7
H 9
RBI 6
BB 6
SO 4
LOB 19



Batter	1	2	3	4	5	6	7	8	9	10	11	12	13	AB	R	H	RBI	BB	SO	LOB							
Kenny Lofton, L OBP: 0.362, SLG: 0.396 (1, 8)	WP BB BB							FC3-2 1B					G4-3	4	0	3	1	3	0	0							
Omar Vizquel, S OBP: 0.333, SLG: 0.354 (1, 6)	K			F9				FC3-2 1B			G1-2-3		F7	7	0	0	0	0	1	12							
Travis Fryman, R OBP: 0.374, SLG: 0.523 (11, 3)	L3-6 WP BB			1B G5-4-3 BB		K		F8	F7				P5	5	1	1	0	2	1	2							
David Justice, L OBP: 0.307, SLG: 0.604 (1, 9)	L3-6			G5-4-3 1B		G3-1		G4-3			F9		K	7	0	1	0	0	2	3							
Richie Sexson, R OBP: 0.312, SLG: 0.481 (1, 3) (11, 7)		E5 1B 1B		G5-4-3		P5			HR		K		P4	6	2	2	1	0	1	1							
Sandy Alomar Jr., R OBP: 0.373, SLG: 0.441 (1, 2)		WP 1B BB		F8				2B SF7 1B			P4		K	5	2	2	0	1	1	0							
Jim Thome, L OBP: 0.355, SLG: 0.525 (1, 10)				F7				FC4-6						5	0	1	1	1	1	2							
Alex Ramirez, R ERA: 5.98 Johel Campos, R ERA: 6.15 Russell Branyan, L ERA: 2.64		F8		F7				1B SH1-4 FC3-2 1B					F2	4	0	2	0	0	0	2							
Enrique Wilson, S OBP: 0.389, SLG: 0.478 (11, 5)		G5-3				SF7		SH1-4					F8	4	0	2	1	0	0	3							
Inning Stats	R: 0 E: 0 K: 1 S: 9	H: 0 LOB: 1 BB: 2 P: 20	R: 2 E: 1 K: 0 S: 18	H: 3 LOB: 2 BB: 1 P: 31	R: 1 E: 0 K: 0 S: 5	H: 1 LOB: 0 BB: 1 P: 11	R: 0 E: 0 K: 1 S: 10	H: 3 LOB: 2 BB: 0 P: 15	R: 1 E: 0 K: 0 S: 10	H: 2 LOB: 1 BB: 0 P: 16	R: 0 E: 0 K: 0 S: 9	H: 2 LOB: 2 BB: 0 P: 16	R: 0 E: 0 K: 0 S: 13	H: 0 LOB: 0 BB: 2 P: 19	R: 0 E: 0 K: 0 S: 14	H: 1 LOB: 2 BB: 2 P: 30	R: 0 E: 0 K: 1 S: 7	H: 0 LOB: 0 BB: 0 P: 10	R: 0 E: 0 K: 1 S: 8	H: 0 LOB: 1 BB: 1 P: 15	1B: 12 2B: 2 3B: 0 HR: 1	SF: 1 SAC: 1 DP: 3 HBP: 0	WP: 2 PB: 0 SB: 1 CS: 0	PA: 58			
PITCHER	IP	WLS	BF	H	R	ER	SO	BB	IBB	HBP	BLK	WP	HR	S	P	ERA	WHIP										
Ron Villone, L ERA: 5.98 Elmer Dessens, R ERA: 6.15 Danny Graves, R ERA: 1.88 Scott Williamson, R ERA: 2.64 Manny Aybar, R ERA: 5.4	6.0	1.0	29	8	4	4	3	5	0	0	0	2	0	60	108	6.00	2.167										
	3.0	13	3	0	0	0	1	2	0	0	0	0	0	36	65	0.00	1.667										
	1.0	3	0	0	0	1	0	0	0	0	0	0	0	7	10	0.00	0.000										
	2.0	W	8	1	0	0	2	1	0	0	0	0	0	17	33	0.00	1.000										

Cincinnati Reds @ Cleveland Indians
Jacobs Field, Cleveland, OH
Sun Jun 11 2000, 1:05 PM EDT
Att. 43,036 - Cloudy - 84 F

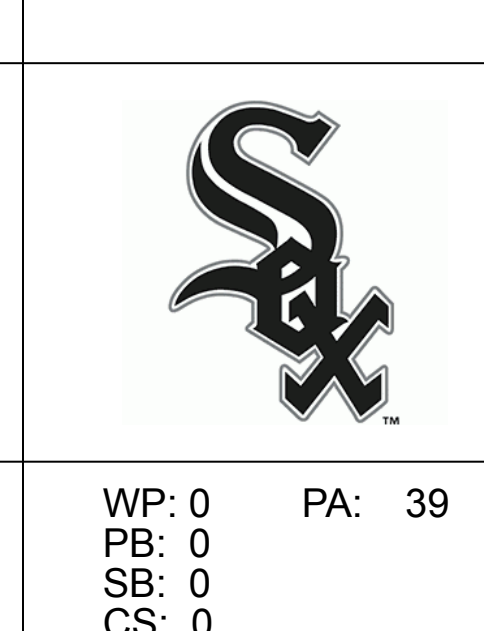
AB 48
R 5
H 14
RBI 4
BB 8
SO 7
LOB 26



Batter	1	2	3	4	5	6	7	8	9	10	AB	R	H	RBI	BB	SO	LOB	TOP				
Ray Durham, S OBP: 0.331, SLG: 0.494	(1,4) 3-1 F8						(1,4) 3-2 F8			(1,4) 1-0 HR	5	1	1	1	0	0	1					
Jose Valentin, S OBP: 0.307, SLG: 0.492	(1,6) 3-2 F8						(1,6) 0-0 F9			(1,6) 2-3 K	5	1	1	1	0	1	0					
Frank Thomas, R OBP: 0.433, SLG: 0.618	(1,10) 4-2 BB						(1,10) 0-1 2B			(1,10) 2-2 G5-3	3	0	1	0	2	0	0					
Magglio Ordonez, R OBP: 0.372, SLG: 0.543	(1,9) 0-0 G1-3						(1,9) 2-1 2B			(1,9) 2-0 G6-3	4	0	2	1	0	0	1					
14 Paul Konerko, R OBP: 0.341, SLG: 0.498	(1,3) 1-2 FC3-6						(1,3) 2-2 P6			(1,3) 0-2 F7	4	0	1	0	0	0	3					
Chris Singleton, L OBP: 0.308, SLG: 0.405	(1,8) 0-0 FC3-6						(1,8) 1-1 F9			(1,8) 2-2 G4-3	4	0	0	0	0	0	2					
Carlos Lee, R OBP: 0.343, SLG: 0.537	(1,7) 1-2 G1-3						(1,7) 2-2 2B			(1,7) 2-3 K	4	1	1	0	0	1	1					
Herbert Perry, R OBP: 0.339, SLG: 0.422	(1,5) 3-2 G5-3						(1,5) 2-1 2B			(1,5) 3-2 G5-3	4	1	1	0	0	1	1					
Brook Fordyce, R OBP: 0.167, SLG: 0.250	(1,2) 2-2 G6-3						(1,2) 3-2 SF8			(1,2) 0-1 F8	3	0	0	1	0	1	0					
Inning Stats	R: 0 E: 0 K: 0 S: 10	H: 0 LOB: 1 BB: 1 P: 20	R: 0 E: 0 K: 0 S: 11	H: 1 LOB: 1 BB: 0 P: 16	R: 0 E: 0 K: 0 S: 12	H: 0 LOB: 0 BB: 0 P: 20	R: 0 E: 0 K: 0 S: 9	H: 2 LOB: 1 BB: 0 P: 14	R: 3 E: 0 K: 0 S: 16	H: 4 LOB: 2 BB: 1 P: 29	R: 0 E: 0 K: 1 S: 9	H: 0 LOB: 0 BB: 0 P: 12	R: 0 E: 0 K: 0 S: 7	H: 0 LOB: 0 BB: 0 P: 11	R: 0 E: 0 K: 1 S: 10	H: 0 LOB: 0 BB: 0 P: 17	R: 1 E: 0 K: 2 S: 10	H: 1 LOB: 0 BB: 0 P: 15	1B: 4 2B: 3 3B: 0 HR: 1	SF: 1 SAC: 0 DP: 0 HBP: 0	WP: 0 PA: 39	
PITCHER	IP WLS BF H R ER SO ERA WHIP	IP WLS BF H R ER SO ERA WHIP	IP WLS BF H R ER SO ERA WHIP	IP WLS BF H R ER SO ERA WHIP	IP WLS BF H R ER SO ERA WHIP	IP WLS BF H R ER SO ERA WHIP	IP WLS BF H R ER SO ERA WHIP	IP WLS BF H R ER SO ERA WHIP	IP WLS BF H R ER SO ERA WHIP	IP WLS BF H R ER SO ERA WHIP	IP WLS BF H R ER SO ERA WHIP	IP WLS BF H R ER SO ERA WHIP	IP WLS BF H R ER SO ERA WHIP	IP WLS BF H R ER SO ERA WHIP	IP WLS BF H R ER SO ERA WHIP	IP WLS BF H R ER SO ERA WHIP	IP WLS BF H R ER SO ERA WHIP	IP WLS BF H R ER SO ERA WHIP	IP WLS BF H R ER SO ERA WHIP	IP WLS BF H R ER SO ERA WHIP	IP WLS BF H R ER SO ERA WHIP	
Bartolo Colon, R ERA: 4.03	(1,1) 8.0																					
Steve Karsay, R ERA: 2.1	(9,1) 1.0																					
Justin Speier, R ERA: 2.31	(10,1) 1.0																					

Chicago White Sox @ Cleveland Indians
Jacobs Field, Cleveland, OH
Tue Jun 13 2000, 7:05 PM EDT
Att: 43,233 - Overcast - 83 F

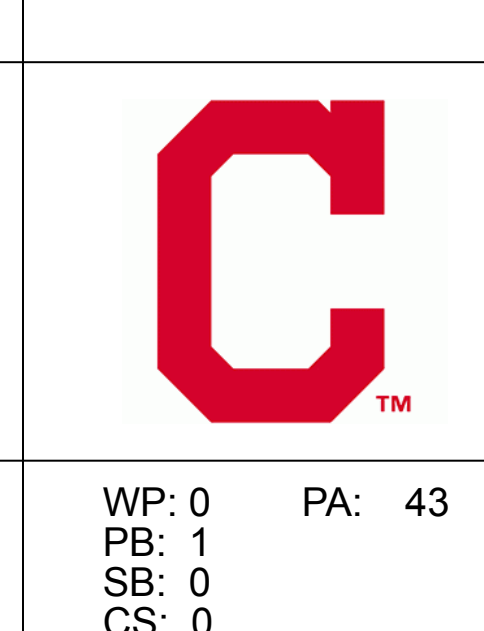
AB 36
R 4
H 8
RBI 4
BB 2
SO 4
LOB 9



Batter	1	2	3	4	5	6	7	8	9	10	AB	R	H	RBI	BB	SO	LOB	BOTTOM					
Kenny Lofton, L OBP: 0.358, SLG: 0.409	(1,8) 3-2 L8										5	0	1	0	0	1	1						
Omar Vizquel, S OBP: 0.332, SLG: 0.349	(1,6) 0-3 K										5	0	0	0	0	1	1						
Roberto Alomar, S OBP: 0.356, SLG: 0.462	(1,4) 2-1 E9										5	2	2	0	0	0	0						
David Justice, L OBP: 0.360, SLG: 0.583	(1,9) 4-0 1B										4	0	1	1	1	0	0						
Travis Fryman, R OBP: 0.377, SLG: 0.531	(1,5) 3-2 BB										4	1	2	1	1	0	2						
Richie Sexson, R OBP: 0.320, SLG: 0.482	(1,7) 1-2 2H										4	0	2	0	1	0	3						
Jim Thome, L OBP: 0.356, SLG: 0.529	(1,3) 2-2 G6-3										3	0	0	0	0	2	3						
Enrique Wilson, S ERA: 2.86	(8, PH) 1.1										1	0	0	0	0	0	2						
Jobert Cabrera, R OBP: 0.308, SLG: 0.306	(9, PH) 0.2										0	0	0	0	0	0	0						
Russell Branyan, L OBP: 0.542, SLG: 1.450	(10, PH) 1.0										1	0	0	0	0	2							
Alex Ramirez, R OBP: 0.317, SLG: 0.439	(1,10) 2-1 G6-3										3	0	0	0	1	0	2						
Einar Diaz, R OBP: 0.353, SLG: 0.442	(1,2) 1-1 HBP										3	0	0	0	0	1	4						
Inning Stats	R: 1 E: 1 K: 1 S: 13	H: 2 LOB: 2 BB: 1 P: 25	R: 0 E: 0 K: 0 S: 7	H: 0 LOB: 1 BB: 0 P: 12	R: 0 E: 0 K: 0 S: 7	H: 0 LOB: 0 BB: 0 P: 8	R: 0 E: 0 K: 2 S: 14	H: 2 LOB: 2 BB: 0 P: 21	R: 0 E: 0 K: 0 S: 6	H: 0 LOB: 0 BB: 0 P: 10	R: 0 E: 0 K: 1 S: 8	H: 0 LOB: 1 BB: 1 P: 18	R: 0 E: 0 K: 0 S: 7	H: 1 LOB: 1 BB: 0 P: 12	R: 2 E: 0 K: 0 S: 18	H: 3 LOB: 2 BB: 1 P: 30	R: 0 E: 0 K: 1 S: 8	H: 0 LOB: 0 BB: 0 P: 11	R: 0 E: 1 K: 0 S: 3	H: 0 LOB: 1 BB: 1 P: 10	1B: 7 2B: 1 3B: 0 HR: 0	SF: 0 SAC: 0 DP: 1 HBP: 1	WP: 0 PA: 43
PITCHER	IP WLS BF H R ER SO ERA WHIP	IP WLS BF H R ER SO ERA WHIP	IP WLS BF H R ER SO ERA WHIP	IP WLS BF H R ER SO ERA WHIP	IP WLS BF H R ER SO ERA WHIP	IP WLS BF H R ER SO ERA WHIP	IP WLS BF H R ER SO ERA WHIP	IP WLS BF H R ER SO ERA WHIP	IP WLS BF H R ER SO ERA WHIP	IP WLS BF H R ER SO ERA WHIP	IP WLS BF H R ER SO ERA WHIP	IP WLS BF H R ER SO ERA WHIP	IP WLS BF H R ER SO ERA WHIP	IP WLS BF H R ER SO ERA WHIP	IP WLS BF H R ER SO ERA WHIP	IP WLS BF H R ER SO ERA WHIP	IP WLS BF H R ER SO ERA WHIP	IP WLS BF H R ER SO ERA WHIP	IP WLS BF H R ER SO ERA WHIP	IP WLS BF H R ER SO ERA WHIP	IP WLS BF H R ER SO ERA WHIP		
Jim Parque, L ERA: 4.04	(1,1) 7.0																						
Kelly Wunsch, L ERA: 2.86	(8,1) 1.1																						
41 Bill Simas, R ERA: 3.13	(9,1) 0.2																						
Bob Howry, R ERA: 3.62	(10,1) 1.0																						

Chicago White Sox @ Cleveland Indians
Jacobs Field, Cleveland, OH
Tue Jun 13 2000, 7:05 PM EDT
Att: 43,233 - Overcast - 83 F

AB 38
R 3
H 8
RBI 2
BB 4
SO 5
LOB 20



Batter	1	2	3	4	5	6	7	8	9	AB	R	H	RBI	BB	SO	LOB	TOP								
Kenny Lofton, L OBP: 0.352, SLG: 0.401 (1, 8)	P6		L1-6 2B		P5			F8		4	0	1	0	0	0	0	Cleveland Indians @ Detroit Tigers Comerica Park, Detroit, MI Fri Jun 16 2000, 7:05 PM EDT Att: 39,072 - Cloudy - 83 F								
Omar Vizquel, S OBP: 0.335, SLG: 0.346 (1, 6)	4-1 1B BB		L1-6			G5-3		1B BB		2	0	0	0	2	0	1									
Roberto Alomar, S OBP: 0.351, SLG: 0.451 (1, 4)	1-2 1B		G5-3			G6-3		K		4	0	0	0	0	1	2									
David Justice, L OBP: 0.362, SLG: 0.606 (1, 9)	2-3 K				F7			1-3 1B		4	1	2	1	0	1	2									
Jim Thome, L OBP: 0.357, SLG: 0.535 (1, 3)	1-0 1B				F8			1-3 K		4	0	1	0	0	2	2									
Travis Fryman, R OBP: 0.388, SLG: 0.550 (1, 5)		1-2 HR			2-2 WP 1B			E5 BB		3	1	2	1	1	0	0									
Russell Branyan, L OBP: 0.469, SLG: 1.115 (1, 10)		2-3 K			3-3 K			3-3 K		4	0	0	0	0	3	3									
Richie Sexson, R OBP: 0.321, SLG: 0.478 (1, 7)		2-3 K			1-1 G4-3			4-2 G6-4-3 BB		3	0	0	0	1	2	1									
Einar Diaz, R OBP: 0.345, SLG: 0.432 (1, 2)	1-0 P4				2-1 G5-3			0-1 G6-4-3		3	0	0	0	0	0	2									
Enrique Wilson, S OBP: 0.375, SLG: 0.453 (9, PH)								1-2 G3-1		1	0	0	0	0	0	1									
Inning Stats	R: 0 E: 1 K: 1 S: 11	H: 1 LOB: 2 BB: 1 P: 22	R: 1 E: 0 K: 2 S: 13	H: 1 LOB: 0 BB: 0 P: 19	R: 0 E: 0 K: 0 S: 6	H: 1 LOB: 0 BB: 0 P: 11	R: 0 E: 0 K: 1 S: 10	H: 1 LOB: 1 BB: 0 P: 19	R: 0 E: 0 K: 0 S: 5	H: 0 LOB: 0 BB: 0 P: 9	R: 1 E: 0 K: 1 S: 10	H: 1 LOB: 0 BB: 0 P: 15	R: 0 E: 1 K: 1 S: 10	H: 0 LOB: 1 BB: 1 P: 18	R: 0 E: 0 K: 2 S: 15	H: 1 LOB: 2 BB: 1 P: 27	R: 0 E: 0 K: 1 S: 9	H: 0 LOB: 1 BB: 1 P: 16	1B: 3 2B: 2 3B: 0 HR: 2	SF: 0 SAC: 0 DP: 2 HBP: 0	WP: 1 PB: 0 SB: 0 CS: 0	PA: 36			
PITCHER	IP	WLS	BF	H	R	ER	SO	BB	IBB	HBP	BLK	WP	HR	S	P	ERA	WHIP								
Brian Moehler, R ERA: 3.2 (1, 1)	6.0	W	23	5	2	2	5	1	0	0	0	1	2	55	95	3.00	1.000								
Danny Patterson, R ERA: 2.25 (7, 1)	1.0	H	4	0	0	0	1	1	0	0	0	0	0	10	18	0.00	1.000								
Doug Brocail, R ERA: 4.4 (8, 1)	1.0	H	5	1	0	0	2	1	0	0	0	0	0	15	27	0.00	2.000								
Todd Jones, R ERA: 3.52 (9, 1)	1.0	S	4	0	0	0	1	1	0	0	0	0	0	9	16	0.00	1.000								

Batter	1	2	3	4	5	6	7	8	9	AB	R	H	RBI	BB	SO	LOB	BOTTOM								
Damon Easley, R OBP: 0.344, SLG: 0.364 (1, 4)	G4-1		K	1B				P4		4	0	1	0	1	1	1	Cleveland Indians @ Detroit Tigers Comerica Park, Detroit, MI Fri Jun 16 2000, 7:05 PM EDT Att: 39,072 - Cloudy - 83 F								
Brad Ausmus, R OBP: 0.352, SLG: 0.360 (1, 2)	0-1 BB		K2-3	F9		F3		F9		5	0	1	0	0	1	3									
Bobby Higginson, L OBP: 0.366, SLG: 0.517 (1, 7)	4-2 BB		2-2 HR		2-2 HR		0-0 F8			3	2	2	1	1	0	0									
Juan Gonzalez, R OBP: 0.315, SLG: 0.522 (1, 9)	2-1 P2		2-0 HR		1-3 K		3-1 F3			4	1	1	1	0	1	3									
Dean Palmer, R OBP: 0.349, SLG: 0.537 (1, 5)	4-0		4-2 HR		2-3 K		1-0 HR			2	1	1	1	2	1	1									
Shane Halter, R OBP: 0.318, SLG: 0.383 (8, 5)	1-2 2-3 BB		BB		K		HR			0	0	0	0	0	0	0									
Tony Clark, S OBP: 0.277, SLG: 0.354 (1, 3)	2-3 K		4-2 BB		0-1 HR		4-0 BB			2	1	1	2	2	1	3									
Juan Encarnacion, R OBP: 0.324, SLG: 0.362 (1, 8)		0-0 G6-3	0-0 F7		1-3 K		2-3 K			4	0	0	0	0	2	3									
Luis Polonia, L OBP: 0.301, SLG: 0.343 (1, 10)		2-2 F2			2-1 G4-3		1-1 G4-3		0-1 G6-3	4	0	0	0	0	0	0									
Deivi Cruz, R OBP: 0.292, SLG: 0.383 (1, 6)		0-0 G6-3			2-1 G4-3		0-0 F7		1-0 1B	4	0	1	0	0	0	0									
Inning Stats	R: 0 E: 0 K: 1 S: 13	H: 1 LOB: 3 BB: 2 P: 25	R: 0 E: 0 K: 0 S: 5	H: 0 LOB: 0 BB: 0 P: 7	R: 2 E: 0 K: 2 S: 15	H: 2 LOB: 2 BB: 2 P: 31	R: 0 E: 0 K: 0 S: 6	H: 1 LOB: 1 BB: 0 P: 11	R: 2 E: 0 K: 3 S: 16	H: 2 LOB: 0 BB: 0 P: 21	R: 0 E: 0 K: 0 S: 7	H: 0 LOB: 1 BB: 1 P: 13	R: 1 E: 0 K: 1 S: 7	H: 1 LOB: 1 BB: 1 P: 17	R: 0 E: 0 K: 0 S: 6	H: 1 LOB: 1 BB: 0 P: 8	1B: 3 2B: 1 3B: 0 HR: 4	SF: 0 SAC: 0 DP: 0 HBP: 0	WP: 0 PB: 0 SB: 0 CS: 0	PA: 38					
PITCHER	IP	WLS	BF	H	R	ER	SO	BB	IBB	HBP	BLK	WP	HR	S	P	ERA	WHIP								
Dave Burba, R ERA: 5.13 (1, 1)	6.2	L	33	7	5	5	6	6	0	0	0	0	0	66	120	6.75	1.950								
Brian Williams, R ERA: 9.12 (7, 1)	1.1		5	1	0	0	1	0	0	0	0	0	0	9	13	0.00	0.750								

Batter	1	2	3	4	5	6	7	8	9	AB	R	H	RBI	BB	SO	LOB	TOP								
Kenny Lofton, L OBP: 0.343, SLG: 0.390 (1, 8)	1-3		2-3						0-2	5	0	0	0	0	3	0	Cleveland Indians @ Detroit Tigers Comerica Park, Detroit, MI Sat Jun 17 2000, 1:15 PM EDT Att: 39,569 - Cloudy - 70 F								
Omar Vizquel, S OBP: 0.337, SLG: 0.348 (1, 6)	0-3			2-1	0-0			1-0		4	2	2	0	0	1	0									
Roberto Alomar, S OBP: 0.350, SLG: 0.462 (1, 4)	2-1			0-0	2-1			0-0		3	1	1	2	0	0	0									
David Justice, L OBP: 0.368, SLG: 0.614 (1, 9)		4-2		4-1	0-0			3-3		2	1	1	0	2	1	0									
Jim Thome, L OBP: 0.351, SLG: 0.525 (1, 3)	2-0			0-3	3-3			1-3		4	0	0	0	0	3	4									
Travis Fryman, R OBP: 0.390, SLG: 0.545 (1, 5)	3-2			4-2	4-1			2-3		2	1	0	0	2	1	1									
Russell Branyan, L OBP: 0.444, SLG: 1.100 (1, 10)	1-3			1-2	2-3			0-2		4	1	1	4	0	1	3									
Richie Sexson, R OBP: 0.320, SLG: 0.474 (1, 7)			1-1	1-0				1-2		4	0	1	0	0	0	0									
Sandy Alomar Jr., R OBP: 0.365, SLG: 0.417 (1, 2)		0-0	0-1					2-3		4	0	0	0	0	1	1									
Inning Stats	R: 0 E: 0 K: 2 S: 9	H: 0 LOB: 0 BB: 0 P: 12	R: 0 E: 0 K: 1 S: 10	H: 0 LOB: 1 BB: 1 P: 20	R: 0 E: 0 K: 1 S: 6	H: 0 LOB: 0 BB: 0 P: 9	R: 4 E: 0 K: 1 S: 15	H: 3 LOB: 1 BB: 2 P: 29	R: 2 E: 0 K: 1 S: 13	H: 3 LOB: 2 BB: 1 P: 26	R: 0 E: 0 K: 2 S: 11	H: 0 LOB: 0 BB: 0 P: 16	R: 0 E: 0 K: 1 S: 5	H: 0 LOB: 0 BB: 0 P: 9	R: 0 E: 0 K: 2 S: 9	H: 0 LOB: 0 BB: 0 P: 12	R: 0 E: 0 K: 0 S: 6	H: 0 LOB: 0 BB: 0 P: 7	1B: 3 2B: 0 3B: 1 HR: 2	SF: 0 SAC: 1 DP: 0 HBP: 0	WP: 0 PB: 0 SB: 0 CS: 0	PA: 37			
PITCHER	IP	WLS	BF	H	R	ER	SO	BB	IBB	HBP	BLK	WP	HR	S	P	ERA	WHIP								
Hideo Nomo, R ERA: 4.98 (1, 1)	4.2		24	6	6	6	6	4	0	0	0	0	2	51	91	11.57	2.143								
C.J. Nitkowski, L ERA: 6.29 (5, 1)	3.1		10	0	0	0	5	0	0	0	0	0	0	27	42	0.00	0.000								
Doug Brocail, R ERA: 4.26 (9, 1)	1.0	W	3	0	0	0	0	0	0	0	0	0	0	6	7	0.00	0.000								

Batter	1	2	3	4	5	6	7	8	9	AB	R	H	RBI	BB	SO	LOB	BOTTOM								
Damon Easley, R OBP: 0.339, SLG: 0.351 (1, 4)	0-3		1-1							4	0	0	0	1	1	3	Cleveland Indians @ Detroit Tigers Comerica Park, Detroit, MI Sat Jun 17 2000, 1:15 PM EDT Att: 39,569 - Cloudy - 70 F								
Brad Ausmus, R OBP: 0.353, SLG: 0.361 (1, 2)	0-0			2-2	3-1				0-0	5	1	2	0	0	0	0									
Bobby Higginson, L OBP: 0.370, SLG: 0.536 (1, 7)	3-1			2-1	0-3				4-2	4	3	2	2	1	1	2									
Juan Gonzalez, R OBP: 0.317, SLG: 0.533 (1, 10)		1-0		1-1	2-3				1-1	5	1	2	3	0	2	0									
Dean Palmer, R OBP: 0.347, SLG: 0.531 (1, 5)	1-1			0-1	1-2				3-2	4	1	1	0	0	0	1									
Wendell Magee, R OBP: 0.356, SLG: 0.582 (8, PH) (9, 8)	2-3			2-1	1-1				4-2	3	1	1	2	0	2	1									
Rich Becker, L OBP: 0.400, SLG: 0.373 (8, PH) (9, 8)	1-3			1-1	1-2				0-0	0	1	0	0	1	0	0									
Juan Encarnacion, R OBP: 0.324, SLG: 0.379 (8, PH) (9, 8)			1-1	1-2					1-2	2	0	0	0	1	0	0									
Robert Fick, L OBP: 0.347, SLG: 0.324 (8, PH) (9, 8)			1-1	1-2					1-2	1	0	1	0	0	0	0									
Luis Polonia, L OBP: 0.301, SLG: 0.343 (8, PH) (9, 9)			1-3						2-0	0	0	0	0	0	0	0									
Tony Clark, S OBP: 0.276, SLG: 0.359 (1, 3)			1-3						0-0	4	0	1	1	0	1	2									
Deivi Cruz, R OBP: 0.286, SLG: 0.376 (1, 6)			2-1						2-2	4	0	0	0	0	1	2									
Inning Stats	R: 0 E: 0 K: 1 S: 6	H: 0 LOB: 0 BB: 0 P: 9	R: 0 E: 0 K: 1 S: 7	H: 0 LOB: 0 BB: 0 P: 11	R: 0 E: 0 K: 1 S: 9	H: 0 LOB: 0 BB: 0 P: 14	R: 3 E: 0 K: 0 S: 15	H: 3 LOB: 0 BB: 0 P: 23	R: 0 E: 0 K: 1 S: 11	H: 1 LOB: 2 BB: 1 P: 22	R: 0 E: 0 K: 2 S: 11	H: 1 LOB: 2 BB: 1 P: 20	R: 2 E: 0 K: 2 S: 16	H: 2 LOB: 0 BB: 0 P: 28	R: 1 E: 0 K: 0 S: 15	H: 2 LOB: 2 BB: 1 P: 26	R: 2 E: 0 K: 0 S: 5	H: 1 LOB: 0 BB: 1 P: 10	1B: 5 2B: 2 3B: 0 HR: 3	SF: 0 SAC: 0 DP: 0 HBP: 0	WP: 0 PB: 0 SB: 0 CS: 0	PA: 40			
PITCHER	IP	WLS	BF	H	R	ER	SO	BB	IBB	HBP	BLK	WP	HR	S	P	ERA	WHIP								
Chuck Finley, L ERA: 3.94 (7, 1)	6.2		30	7	5	5	7	2	0	0	0	0	0	14	23	13.50	3.000								
Steve Reed, R ERA: 4.94 (8, 1)	0.2	H	4	1	1	1	1	1	0	0	0	0	0	1	9	18.00	3.000								
Steve Karsay, R ERA: 2.61 (8, 1)	1.0	L	6	2	2	2	0	1	0	0	0	0	1	9	18	18.00	3.000								

AB	32
R	6
H	6
RBI	6
BB	4
SO	11
LOB	9

AB	36
R	8
H	10
RBI	8
BB	4
SO	8
LOB	11

Batter	1	2	3	4	5	6	7	8	9	AB	R	H	RBI	BB	SO	LOB	TOP					
Kenny Lofton, L OBP: 0.350, SLG: 0.392 (1, 8)	F8		HBP 1B				2-2 1B	G6-3		4	1	2	1	1	0	1	Cleveland Indians @ Detroit Tigers Comerica Park, Detroit, MI Sun Jun 18 2000, 1:05 PM EDT Att: 39,123 - Cloudy - 61 F					
Omar Vizquel, S OBP: 0.338, SLG: 0.347 (1, 6)	F8		HBP 1B			0-3 BB	2-3 3-H 1B	4-2 2B		4	1	1	0	1	2	3						
Roberto Alomar, S OBP: 0.355, SLG: 0.466 (1, 4)	G4-3		HBP				1-3 1B	2-0 FC3-6 1B	2-0 S E 2B	4	1	2	4	0	1	0						
David Justice, L OBP: 0.361, SLG: 0.600 (1, 9)			L9				0-0 G4-3	0-0 FC3-6 1-2 2B	1-1 F7	5	0	0	0	0	1	4						
Jim Thome, L OBP: 0.352, SLG: 0.533 (1, 3)	G3						2-0 HR	3-2 F8	4-1 G5-4-3 BB	4	1	1	1	1	0	1						
Travis Fryman, R OBP: 0.390, SLG: 0.547 (1, 5)							3-1 1B		1-2 G5-4-3	5	0	2	0	0	1	1						
Russell Branyan, L OBP: 0.415, SLG: 0.971 (1, 10)							0-3 K		1-1 G3	5	1	1	0	0	3	2						
Richie Sexson, R OBP: 0.323, SLG: 0.475 (1, 7)			G6-3				1-1 G4-3	0-2 2B 1B	1-2 E 1B	4	2	2	0	0	0	0						
Sandy Alomar Jr., R OBP: 0.370, SLG: 0.430 (1, 2)			F8				0-0 G5-3	2-1 1B 2B	0-2 E7 2B 1B	4	2	2	1	0	0	0						
Inning Stats	R: 0 E: 0 K: 0 S: 6	H: 0 LOB: 0 BB: 0 P: 11	R: 0 E: 0 K: 2 S: 15	H: 1 LOB: 1 BB: 0 P: 23	R: 0 E: 0 K: 0 S: 10	H: 2 LOB: 3 BB: 0 P: 19	R: 0 E: 0 K: 2 S: 9	H: 0 LOB: 0 BB: 0 P: 14	R: 0 E: 0 K: 1 S: 10	H: 0 LOB: 1 BB: 1 P: 15	R: 1 E: 0 K: 2 S: 10	H: 2 LOB: 1 BB: 0 P: 16	R: 3 E: 0 K: 1 S: 18	H: 4 LOB: 0 BB: 0 P: 29	R: 5 E: 1 K: 0 S: 14	H: 4 LOB: 0 BB: 1 P: 27	R: 0 E: 0 K: 0 S: 6	H: 0 LOB: 0 BB: 1 P: 12	1B: 9 2B: 3 3B: 0 HR: 1	SF: 0 SAC: 0 DP: 1 HBP: 1	WP: 0 PB: 0 SB: 2 CS: 0	PA: 43
PITCHER	IP	WLS	BF	H	R	ER	SO	BB	IBB	HBP	BLK	WP	HR	S	P	ERA	WHIP					
Willie Blair, R ERA: 3.96 (1, 1)	5.2		23	4	1	1	6	1	0	1	0	0	1	55	90	1.59	0.882					
Matt Anderson, R ERA: 5.09 (6, 1)	0.2	H	6	4	3	3	2	0	0	0	0	0	0	18	27	40.50	6.000					
Danny Patterson, R ERA: 3.24 (7, 1)	1.0	L	7	4	3	3	0	0	0	0	0	0	0	12	20	27.00	4.000					
Allen McDill, L ERA: 7.2 (8, 1)	0.2		4	1	2	1	0	1	0	0	0	0	0	7	17	13.50	3.000					
Dave Mlicki, R ERA: 5.88 (9, 1)	1.0		3	0	0	0	0	1	0	0	0	0	0	6	12	0.00	1.000					

Batter	1	2	3	4	5	6	7	8	9	AB	R	H	RBI	BB	SO	LOB	BOTTOM					
Damon Easley, R OBP: 0.328, SLG: 0.339 (1, 4)	G6-3									4	0	0	0	0	1	3	Cleveland Indians @ Detroit Tigers Comerica Park, Detroit, MI Sun Jun 18 2000, 1:05 PM EDT Att: 39,123 - Cloudy - 61 F					
Jose Macias, S OBP: 0.333, SLG: 0.319 (9, FH)									K	1	0	0	0	0	1	0						
Brad Ausmus, R OBP: 0.352, SLG: 0.359 (1, 2)										4	0	1	0	0	2	1						
Bobby Higginson, L OBP: 0.368, SLG: 0.530 (1, 7)	P5									4	1	1	0	0	1	1						
Juan Gonzalez, R OBP: 0.316, SLG: 0.526 (1, 9)	L8									3	0	0	0	1	0	1						
Tony Clark, S OBP: 0.283, SLG: 0.358 (1, 3)										3	1	1	0	1	2	0						
Rich Becker, L OBP: 0.395, SLG: 0.400 (1, 8)										3	1	1	3	0	2	0						
Luis Polonia, L OBP: 0.300, SLG: 0.347 (1, 10)										4	1	1	0	0	0	2						
Deivi Cruz, R OBP: 0.290, SLG: 0.388 (1, 6)	G6-3									4	0	2	1	0	0	0						
Shane Halter, R OBP: 0.315, SLG: 0.376 (1, 5)										4	0	1	0	0	2	2						
Inning Stats	R: 0 E: 0 K: 0 S: 13	H: 1 LOB: 1 BB: 0 P: 17	R: 2 E: 0 K: 1 S: 12	H: 3 LOB: 1 BB: 0 P: 17	R: 1 E: 0 K: 1 S: 12	H: 1 LOB: 2 BB: 2 P: 29	R: 0 E: 0 K: 0 S: 10	H: 1 LOB: 0 BB: 0 P: 15	R: 0 E: 0 K: 1 S: 7	H: 0 LOB: 0 BB: 0 P: 9	R: 1 E: 1 K: 2 S: 16	H: 2 LOB: 1 BB: 0 P: 23	R: 0 E: 0 K: 2 S: 13	H: 0 LOB: 0 BB: 0 P: 20	R: 0 E: 0 K: 2 S: 10	H: 0 LOB: 0 BB: 0 P: 16	R: 0 E: 0 K: 2 S: 8	H: 0 LOB: 0 BB: 0 P: 11	1B: 5 2B: 1 3B: 1 HR: 1	SF: 1 SAC: 0 DP: 0 HBP: 0	WP: 0 PB: 0 SB: 0 CS: 0	PA: 37
PITCHER	IP	WLS	BF	H	R	ER	SO	BB	IBB	HBP	BLK	WP	HR	S	P	ERA	WHIP					
Jaime Navarro, R ERA: 11.25 (1, 1)	5.1		26	8	4	4	4	2	0	0	0	0	0	65	102	6.75	1.875					
Justin Speier, R ERA: 1.65 (6, 1)	3.2	W	11	0	0	0	7	0	0	0	0	0	0	36	55	0.00	0.000					

Batter	1	2	3	4	5	6	7	8	9	AB	R	H	RBI	BB	SO	LOB	TOP								
Kenny Lofton, L OBP: 0.348, SLG: 0.385 (1, 8)										3	1	0	0	1	0	0	Cleveland Indians @ Chicago White Sox Comiskey Park, Chicago, IL Mon Jun 19 2000, 8:05 PM EDT Att: 43,062 - Sunny - 78 F								
Omar Vizquel, S OBP: 0.340, SLG: 0.347 (1, 6)										3	0	1	1	1	1	0									
Roberto Alomar, S OBP: 0.353, SLG: 0.467 (1, 4)										4	0	1	0	0	0	2									
David Justice, L OBP: 0.359, SLG: 0.594 (1, 9)										4	0	1	0	0	2	1									
Jim Thome, L OBP: 0.351, SLG: 0.533 (1, 3)										4	0	1	0	0	1	2									
Travis Fryman, R OBP: 0.388, SLG: 0.546 (1, 5)										4	0	1	0	0	0	1									
Russell Branyan, L OBP: 0.409, SLG: 0.919 (1, 10)										2	0	0	0	0	2	1									
Richie Sexson, R OBP: 0.319, SLG: 0.469 (1, 7)										3	0	0	0	0	0	3									
Einar Diaz, R OBP: 0.338, SLG: 0.422 (1, 2)										3	0	0	0	0	1	0									
Inning Stats	R: 0 E: 0 K: 0 S: 3	H: 0 LOB: 0 BB: 1 P: 8	R: 0 E: 0 K: 1 S: 12	H: 1 LOB: 1 BB: 0 P: 20	R: 0 E: 0 K: 0 S: 6	H: 0 LOB: 0 BB: 0 P: 12	R: 0 E: 0 K: 3 S: 13	H: 1 LOB: 1 BB: 0 P: 18	R: 0 E: 0 K: 1 S: 7	H: 0 LOB: 0 BB: 0 P: 10	R: 0 E: 0 K: 0 S: 6	H: 0 LOB: 0 BB: 0 P: 7	R: 0 E: 0 K: 0 S: 13	H: 2 LOB: 3 BB: 0 P: 25	R: 1 E: 0 K: 0 S: 7	H: 1 LOB: 0 BB: 1 P: 14	R: 0 E: 0 K: 1 S: 6	H: 0 LOB: 0 BB: 0 P: 11	1B: 2 2B: 3 3B: 0 HR: 0	SF: 0 SAC: 0 DP: 2 HBP: 1	WP: 0 PB: 0 SB: 1 CS: 0	PA: 33			
PITCHER	IP	WLS	BF	H	R	ER	SO	BB	IBB	HBP	BLK	WP	HR	S	P	ERA	WHIP								
Kip Wells, R ERA: 5.75 (1, 1)	6.2	W	25	4	0	0	6	1	0	1	0	0	0	58	96	0.00	0.750								
Bob Howry, R ERA: 3.56 (7, 1)	1.1	H	5	1	1	1	0	1	0	0	0	0	0	9	18	6.75	1.500								
Kelly Wunsch, L ERA: 2.96 (9, 1)	1.0		3	0	0	0	1	0	0	0	0	0	0	6	11	0.00	0.000								

AB	30
R	1
H	5
RBI	1
BB	2
SO	7
LOB	10



Batter	1	2	3	4	5	6	7	8	9	AB	R	H	RBI	BB	SO	LOB	BOTTOM								
Ray Durham, S OBP: 0.339, SLG: 0.484 (1, 4)										5	0	1	0	0	1	3	Cleveland Indians @ Chicago White Sox Comiskey Park, Chicago, IL Mon Jun 19 2000, 8:05 PM EDT Att: 43,062 - Sunny - 78 F								
Jose Valentin, S OBP: 0.313, SLG: 0.494 (1, 6)										5	1	1	0	0	2	4									
Frank Thomas, R OBP: 0.433, SLG: 0.593 (1, 10)										4	1	2	1	0	1	1									
Magglio Ordonez, R OBP: 0.376, SLG: 0.561 (1, 9)										4	0	1	1	0	0	2									
14 Paul Konerko, R OBP: 0.363, SLG: 0.511 (1, 3)										4	0	0	0	0	0	1									
Chris Singleton, L OBP: 0.311, SLG: 0.416 (1, 8)										3	2	1	0	1	1	0									
Carlos Lee, R OBP: 0.346, SLG: 0.538 (1, 7)										4	1	3	0	0	1	0									
Herbert Perry, R OBP: 0.362, SLG: 0.450 (1, 5)										4	1	3	2	0	0	2									
Mark Johnson, L OBP: 0.319, SLG: 0.347 (1, 2)										4	0	1	2	0	2	4									
Inning Stats	R: 0 E: 0 K: 2 S: 14	H: 1 LOB: 1 BB: 0 P: 20	R: 0 E: 0 K: 1 S: 11	H: 2 LOB: 2 BB: 0 P: 16	R: 0 E: 0 K: 1 S: 11	H: 1 LOB: 1 BB: 0 P: 16	R: 0 E: 0 K: 2 S: 10	H: 0 LOB: 0 BB: 0 P: 14	R: 3 E: 0 K: 1 S: 19	H: 4 LOB: 1 BB: 0 P: 26	R: 1 E: 0 K: 0 S: 13	H: 2 LOB: 2 BB: 1 P: 20	R: 0 E: 0 K: 0 S: 5	H: 0 LOB: 0 BB: 0 P: 11	R: 2 E: 0 K: 0 S: 14	H: 3 LOB: 1 BB: 0 P: 20	R: 0 E: 0 K: 1 S: 6	H: 0 LOB: 0 BB: 0 P: 11	1B: 9 2B: 3 3B: 0 HR: 1	SF: 0 SAC: 0 DP: 0 HBP: 0	WP: 0 PB: 1 SB: 0 CS: 0	PA: 38			
PITCHER	IP	WLS	BF	H	R	ER	SO	BB	IBB	HBP	BLK	WP	HR	S	P	ERA	WHIP								
Bartolo Colon, R ERA: 4.27 (1, 1)	5.0	L	25	9	4	4	7	1	0	0	0	0	0	67	99	7.20	2.000								
Brian Williams, R ERA: 8.46 (6, 1)	2.0		7	1	0	0	1	0	0	0	0	0	0	16	24	0.00	0.500								
Scott Kamieniecki, R ERA: 6.52 (8, 1)	1.0		6	3	2	2	0	0	0	0	0	0	0	14	20	18.00	3.000								


AB	37
R	6
H	13
RBI	6
BB	1
SO	8
LOB	17



Batter	1	2	3	4	5	6	7	8	9	AB	R	H	RBI	BB	SO	LOB	TOP		
Jolbert Cabrera, R OBP: 0.278, SLG: 0.275 (1, 8)	F8		P6		K	4-3-6-2-5			K	5	0	0	0	0	2	4			
Omar Vizquel, S OBP: 0.336, SLG: 0.341 (1, 6)	G3		G6-3		FC6-4		F9			4	0	0	0	0	0	2			
Roberto Alomar, S OBP: 0.352, SLG: 0.463 (1, 4)	G6-3			G5-3		SH 2B	F8			4	1	1	0	0	0	0			
David Justice, L OBP: 0.357, SLG: 0.588 Kenny Lofton, L OBP: 0.346, SLG: 0.383 (5, 8)		K		K		SH 2B	F7			2	0	0	0	0	2	0			
Travis Fryman, R OBP: 0.390, SLG: 0.547 (1, 5)	F8							G6-3		3	1	1	2	1	0	0			
Richie Sexson, R OBP: 0.318, SLG: 0.465 (1, 7)									K	4	0	1	0	0	2	2			
Jim Thome, L OBP: 0.356, SLG: 0.536 (1, 3)									K	4	1	3	1	0	1	0			
Alex Ramirez, R OBP: 0.313, SLG: 0.426 Russell Branyan, L OBP: 0.400, SLG: 0.895 (9, PH)	F8								K	3	0	1	0	0	0	3			
Sandy Alomar Jr., R OBP: 0.374, SLG: 0.432 (1, 2)			G6-3						G6-3	4	0	2	1	0	0	0			
Inning Stats	R: 0 H: 0 E: 0 K: 0 S: 7	H: 0 LOB: 0 BB: 0 P: 10	R: 0 H: 2 E: 0 K: 1 S: 15	LOB: 2 BB: 23 P: 23	R: 0 H: 0 E: 0 K: 0 S: 4	LOB: 0 BB: 0 P: 6	R: 0 H: 0 E: 0 K: 2 S: 9	LOB: 1 BB: 1 P: 16	R: 0 H: 2 E: 0 K: 1 S: 10	LOB: 2 BB: 0 P: 14	R: 4 H: 5 E: 2 K: 0 S: 12	H: 5 LOB: 1 BB: 0 P: 16	R: 0 H: 0 E: 0 K: 2 S: 10	H: 0 LOB: 0 BB: 0 P: 15	R: 0 H: 0 E: 0 K: 2 S: 9	H: 0 LOB: 0 BB: 0 P: 13	1B: 8 2B: 2 3B: 0 HR: 0	SF: 0 SAC: 1 DP: 1 HBP: 0	WP: 0 PA: 37 CS: 0
PITCHER	IP	WLS	BF	H	R	ER	SO	BB	IBB	HBP	BLK	WP	HR	S	P	ERA	WHIP		
Mike Siroka, L ERA: 4.3 Sean Lowe, R ERA: 5.76	(1, 1)	8.0	L	34	9	4	3	6	1	0	0	0	0	74	112	3.38	1.250		
	(9, 1)	1.0		3	0	0	0	2	0	0	0	0	0	9	13	0.00	0.000		

Cleveland Indians @ Chicago White Sox
Comiskey Park, Chicago, IL
Tue Jun 20 2000, 8:05 PM EDT
Att: 20,005 - Cloudy - 84 F


AB 35
R 4
H 9
RBI 4
BB 1
SO 8
LOB 11



Batter	1	2	3	4	5	6	7	8	9	AB	R	H	RBI	BB	SO	LOB	BOTTOM				
Ray Durham, S OBP: 0.338, SLG: 0.479 (1, 4)	G3		F8					G4-3		3	0	0	0	1	0	0					
Jose Valentin, S OBP: 0.319, SLG: 0.496 (1, 6)										3	1	2	0	1	0	2					
Frank Thomas, R OBP: 0.431, SLG: 0.587 (1, 10)	F9									4	0	1	0	0	1	2					
Magglio Ordonez, R OBP: 0.374, SLG: 0.556 (1, 9)	G4-3									4	0	1	0	0	1	3					
14 Paul Konerko, R OBP: 0.361, SLG: 0.506 (1, 3)			L9							4	0	1	1	0	0	2					
Chris Singleton, L OBP: 0.310, SLG: 0.418 (1, 8)	K									4	0	1	0	0	2	1					
Carlos Lee, R OBP: 0.341, SLG: 0.529 (1, 7)	F9									4	0	0	0	0	0	1					
Herbert Perry, R OBP: 0.351, SLG: 0.435 (1, 5)			F8							4	0	0	0	0	0	1					
Brook Fordyce, R OBP: 0.273, SLG: 0.340 (1, 2)	G4-3									3	0	1	0	0	0	1					
Inning Stats	R: 0 H: 0 E: 0 K: 0 S: 8	H: 0 LOB: 1 BB: 1 P: 18	R: 0 H: 0 E: 0 K: 1 S: 5	LOB: 0 BB: 0 P: 8	R: 0 H: 0 E: 0 K: 0 S: 7	LOB: 0 BB: 0 P: 14	R: 1 H: 3 E: 0 K: 0 S: 11	H: 3 LOB: 1 BB: 0 P: 19	R: 0 H: 1 E: 0 K: 0 S: 14	H: 1 LOB: 2 BB: 1 P: 29	R: 0 H: 0 E: 0 K: 1 S: 7	H: 0 LOB: 0 BB: 0 P: 10	R: 0 H: 1 E: 0 K: 0 S: 6	H: 1 LOB: 1 BB: 0 P: 11	R: 0 H: 2 E: 0 K: 1 S: 16	H: 2 LOB: 2 BB: 0 P: 24	R: 0 H: 0 E: 0 K: 1 S: 9	H: 0 LOB: 0 BB: 0 P: 11	1B: 5 2B: 2 3B: 0 HR: 0	SF: 0 SAC: 0 DP: 1 HBP: 0	WP: 0 PA: 35 CS: 0
PITCHER	IP	WLS	BF	H	R	ER	SO	BB	IBB	HBP	BLK	WP	HR	S	P	ERA	WHIP				
Jim Brower, R ERA: 5.17 Steve Reed, R ERA: 4.61 Steve Karsay, R ERA: 2.53	(1, 1)	7.1	W	29	6	1	1	2	2	0	0	0	0	0	65	121	1.23	1.091			
	(8, 1)	0.2	H	3	1	0	0	1	0	0	0	0	0	9	12	0.00	1.500				
	(9, 1)	1.0	S	3	0	0	0	1	0	0	0	0	0	9	11	0.00	0.000				

Cleveland Indians @ Chicago White Sox
Comiskey Park, Chicago, IL
Tue Jun 20 2000, 8:05 PM EDT
Att: 20,005 - Cloudy - 84 F

AB 33
R 1
H 7
RBI 1
BB 2
SO 4
LOB 13




Batter	1	2	3	4	5	6	7	8	9	AB	R	H	RBI	BB	SO	LOB	TOP										
Kenny Lofton, L OBP: 0.352, SLG: 0.405	0-1 2B	1-0 F7			0-0 1B SF9		2-0 1B G4-6-3		2-2 F8	5	3	3	1	0	0	0	Cleveland Indians @ Chicago White Sox Comiskey Park, Chicago, IL Wed Jun 21 2000, 8:05 PM EDT Att: 23,516 - Sunny - 86 F										
Omar Vizquel, S OBP: 0.340, SLG: 0.350	1-0 SH1-3 HR	2-1 G5-3			2-0 1B CS		2-2 1B G4-6-3		0-0 F9	5	1	3	1	0	0	0											
Roberto Alomar, S OBP: 0.348, SLG: 0.460	1-1 SH1-3		1-0 F5		1-2 SF9		2-1 G4-6-3			2	0	0	1	0	0	1											
Jim Thome, L OBP: 0.362, SLG: 0.565	2-1 HR		1-3 K		3-2 HR		2-3 1B			4	2	3	3	0	1	0											
Travis Fryman, R OBP: 0.391, SLG: 0.545	0-1 1B		3-2 G1-3		4-2 BB		0-0 F8			3	0	1	0	1	0	1											
Richie Sexson, R OBP: 0.317, SLG: 0.459	2-3 K			4-2 G5-4-3 BB	1-3 K			3-2 F8		3	0	0	0	1	2	2											
Russell Branyan, L OBP: 0.367, SLG: 0.810	0-1 G1-3		1-3 K		1-0 F9		0-0 G4-3			4	0	0	0	0	1	2											
Alex Ramirez, R OBP: 0.309, SLG: 0.462		1-0 HR		0-0 G5-4-3	0-0 P6		2-1 F8			4	1	1	1	0	0	1											
Jolbert Cabrera, R OBP: 0.276, SLG: 0.275				1-2					0	0	0	0	0	0	0	0											
Sandy Alomar Jr., R OBP: 0.370, SLG: 0.443	0-1 P4				0-0 1B		1-1 G4-3		1-3 K	4	1	1	0	0	1	0											
Inning Stats	R: 3 E: 0 K: 1 S: 15	H: 4 LOB: 1 BB: 0 P: 21	R: 1 E: 0 K: 0 S: 6	H: 1 LOB: 0 BB: 0 P: 10	R: 0 E: 0 K: 1 S: 9	H: 0 LOB: 0 BB: 0 P: 14	R: 0 E: 0 K: 1 S: 6	H: 0 LOB: 0 BB: 1 P: 11	R: 3 E: 0 K: 1 S: 16	H: 4 LOB: 1 BB: 1 P: 26	R: 0 E: 0 K: 0 S: 4	H: 0 LOB: 0 BB: 0 P: 6	R: 1 E: 0 K: 0 S: 12	H: 3 LOB: 1 BB: 0 P: 21	R: 0 E: 0 K: 0 S: 8	H: 0 LOB: 0 BB: 0 P: 13	R: 0 E: 0 K: 1 S: 8	H: 0 LOB: 0 BB: 0 P: 11	1B: 5 2B: 2 3B: 2 HR: 3	SF: 1 SAC: 1 DP: 2 HBP: 0	WP: 0 PB: 0 SB: 0 CS: 1	PA: 38					
PITCHER	IP	WLS	BF	H	R	ER	SO	BB	IBB	HBP	BLK	WP	HR	S	P	ERA	WHIP										
James Baldwin, R ERA: 3.56	4.0	L	20	8	7	7	3	1	0	0	0	0	2	40	61	15.75	2.250										
Kevin Beirne, R ERA: 5.4	2.0		7	1	0	0	1	1	0	0	0	0	1	16	27	0.00	1.000										
Jesus Pena, L ERA: 5.23	1.0		5	3	1	1	0	0	0	0	0	0	0	12	21	9.00	3.000										
41 Bill Simas, R ERA: 3.03	1.0		3	0	0	0	0	0	0	0	0	0	0	8	13	0.00	0.000										
Keith Foulke, R ERA: 1.79	1.0		3	0	0	0	1	0	0	0	0	0	0	8	11	0.00	0.000										

Batter	1	2	3	4	5	6	7	8	9	AB	R	H	RBI	BB	SO	LOB	BOTTOM											
Ray Durham, S OBP: 0.335, SLG: 0.474	0-2 SH5-3 1B		2-3 K		3-3 K		0-2 G3-1	3-1 F9		5	1	1	0	0	2	2	Cleveland Indians @ Chicago White Sox Comiskey Park, Chicago, IL Wed Jun 21 2000, 8:05 PM EDT Att: 23,516 - Sunny - 86 F											
Jose Valentin, S OBP: 0.315, SLG: 0.489	0-0 SH5-3		3-3 K		2-2 G1-3		1-3 K	3-1 F8		4	0	0	0	0	2	2												
Frank Thomas, R OBP: 0.437, SLG: 0.615	2-3 K		2-1 BB 1B		0-0 14 HR		2-2 HR		2-1 HR	5	3	4	2	0	1	1												
Magglio Ordonez, R OBP: 0.378, SLG: 0.556	0-0 14 1B		4-1 BB		1-0 F8		2-0 14 1B	3-2 G6-3		4	1	2	1	1	0	1												
14 Paul Konerko, R OBP: 0.369, SLG: 0.525	1-2 FC4-6 1B		1-1 F9		3-1 HR		2-2 1B	2-1 1B		5	1	4	3	0	0	2												
Chris Singleton, L OBP: 0.308, SLG: 0.413	0-1 FC4-6		1-1 F6		1-2 BB 1B		1-2 L4	1-3 K		5	0	1	0	0	1	4												
Jeff Abbott, R OBP: 0.336, SLG: 0.394		2-3 K		3-3 K		0-2 P6		0-1 F9 1B	0-2 G3	5	0	1	0	0	2	2												
Greg Norton, S OBP: 0.347, SLG: 0.417		2-3 K		0-2 G5-3		4-2 BB		0-1 1B		3	0	1	0	1	1	0												
Mark Johnson, L OBP: 0.314, SLG: 0.341		3-2 F7			3-2 F8		0-0 F2	3-1 L5		2	0	0	0	0	0	0												
Carlos Lee, R OBP: 0.340, SLG: 0.527										1	0	0	0	0	0	2												
Brook Fordyce, R OBP: 0.268, SLG: 0.333										1	0	0	0	0	0	2												
Inning Stats	R: 2 E: 0 K: 1 S: 13	H: 3 LOB: 1 BB: 0 P: 16	R: 0 E: 0 K: 2 S: 10	H: 0 LOB: 0 BB: 0 P: 17	R: 0 E: 0 K: 2 S: 13	H: 1 LOB: 2 BB: 1 P: 25	R: 0 E: 0 K: 1 S: 8	H: 0 LOB: 0 BB: 0 P: 12	R: 0 E: 0 K: 1 S: 10	H: 0 LOB: 0 BB: 0 P: 18	R: 2 E: 0 K: 0 S: 17	H: 3 LOB: 2 BB: 1 P: 26	R: 1 E: 0 K: 1 S: 21	H: 3 LOB: 0 BB: 0 P: 29	R: 0 E: 0 K: 0 S: 10	H: 2 LOB: 2 BB: 0 P: 19	R: 1 E: 0 K: 1 S: 14	H: 2 LOB: 1 BB: 0 P: 22	1B: 11 2B: 0 3B: 0 HR: 3	SF: 0 SAC: 1 DP: 0 HBP: 0	WP: 0 PB: 0 SB: 1 CS: 0	PA: 43						
PITCHER	IP	WLS	BF	H	R	ER	SO	BB	IBB	HBP	BLK	WP	HR	S	P	ERA	WHIP											
Dave Burba, R ERA: 5.23	5.1	W	24	7	4	4	7	1	0	0	0	0	1	29	41	5.40	2.400											
Justin Speier, R ERA: 2.0	1.2	H	9	3	1	1	1	1	0	0	0	0	0	6	9	0.00	6.000											
Steve Reed, R ERA: 4.74	0.1	H	3	2	0	0	0	0	0	0	0	0	0	1	18	32	5.40	1.200										
Steve Karsay, R ERA: 2.67	1.2	S	7	2	1	1	1	0	0	0	0	0	1	18	32	5.40	1.200											

AB	34
R	8
H	12
RBI	7
BB	2
SO	5
LOB	7



AB	40
R	6
H	14
RBI	6
BB	2
SO	9
LOB	18



Batter	1	2	3	4	5	6	7	8	9	AB	R	H	RBI	BB	SO	LOB	TOP			
Kenny Lofton, L OBP: 0.345, SLG: 0.397 (1, 8)	F7		P4			K		G4-3		4	0	0	0	0	1	0	Cleveland Indians @ Chicago White Sox Comiskey Park, Chicago, IL Thu Jun 22 2000, 8:05 PM EDT Att: 23,374 - Sunny - 79 F			
Omar Vizquel, S OBP: 0.346, SLG: 0.360 (1, 6)	1B		G4-3			1B		2B		4	0	3	0	0	0	0				
Roberto Alomar, S OBP: 0.344, SLG: 0.453 (1, 4)	P6				G5-3	G6-4-3		F7		4	0	0	0	0	0	3				
Jim Thome, L OBP: 0.360, SLG: 0.560 (1, 3)	K				K			FC5-4 1B		4	0	1	0	0	2	1				
Travis Fryman, R OBP: 0.396, SLG: 0.554 (1, 5)		3B			1B			FC5-4 FC6-4 BB		3	0	2	0	1	0	1				
Richie Sexson, R OBP: 0.320, SLG: 0.458 (1, 7)	G5-3				F9			FC6-4 BB		3	0	1	0	1	0	2				
Russell Branyan, L OBP: 0.340, SLG: 0.739 (1, 10)	K				F7			1B		4	0	0	0	0	3	5				
Alex Ramirez, R OBP: 0.292, SLG: 0.435 (1, 9)	L5				F8			FC6-4		4	0	0	0	0	0	5				
Sandy Alomar Jr., R OBP: 0.362, SLG: 0.432 (1, 2)	G6-3				F9			G4-3		3	0	0	0	0	0	0				
Inning Stats	R: 0 E: 0 K: 1 S: 11	H: 1 LOB: 1 BB: 0 P: 18	R: 0 E: 0 K: 1 S: 6	H: 1 LOB: 1 BB: 0 P: 9	R: 0 E: 0 K: 0 S: 4	H: 0 LOB: 0 BB: 0 P: 7	R: 0 E: 0 K: 1 S: 10	H: 1 LOB: 1 BB: 0 P: 16	R: 0 E: 0 K: 0 S: 5	H: 0 LOB: 0 BB: 0 P: 8	R: 0 E: 0 K: 1 S: 5	H: 1 LOB: 2 BB: 1 P: 19	R: 0 E: 0 K: 1 S: 12	H: 1 LOB: 1 BB: 0 P: 17	R: 0 E: 0 K: 1 S: 10	H: 1 LOB: 2 BB: 1 P: 19	1B: 5 2B: 1 3B: 1 HR: 0	SF: 0 SAC: 0 DP: 1 HBP: 0	WP: 0 PB: 0 SB: 0 CS: 0	PA: 35
PITCHER 21 Cal Eldred, R ERA: 3.84 (1, 1)	IP: 9.0 WLS: W BF: 35 H: 7 R: 0 ER: 0 SO: 6 BB: 2 IBB: 0 HBP: 0 BLK: 0 WP: 0 HR: 0 S: 75 P: 119 ERA: 0.00 WHIP: 1.000															PITCHER 21 Cal Eldred, R ERA: 3.84 (1, 1)	IP: 9.0 WLS: W BF: 35 H: 7 R: 0 ER: 0 SO: 6 BB: 2 IBB: 0 HBP: 0 BLK: 0 WP: 0 HR: 0 S: 75 P: 119 ERA: 0.00 WHIP: 1.000			

Batter	1	2	3	4	5	6	7	8	9	AB	R	H	RBI	BB	SO	LOB	BOTTOM			
Ray Durham, S OBP: 0.339, SLG: 0.485 (1, 4)	HR	BB 1B	P4		F9			2B 1B HBP		4	2	2	2	0	0	3	Cleveland Indians @ Chicago White Sox Comiskey Park, Chicago, IL Thu Jun 22 2000, 8:05 PM EDT Att: 23,374 - Sunny - 79 F			
Tony Graffanino, R OBP: 0.393, SLG: 0.412 (1, 6)	K	F9			K			1B 2B		5	0	1	0	0	3	1				
Frank Thomas, R OBP: 0.439, SLG: 0.616 (1, 10)	G5-3	BB BB			2B			1B IBB		3	0	1	0	2	1	0				
Magglio Ordonez, R OBP: 0.382, SLG: 0.553 (1, 9)	14 BB	BB			G6-3			1B		3	0	1	1	2	0	1				
14 Paul Konerko, R OBP: 0.370, SLG: 0.524 (1, 3)	BB	G5-3			F7			K		4	0	1	0	1	1	7				
Jeff Abbott, R OBP: 0.336, SLG: 0.392 ERA: 4.05 (1, 8)	K		G4-3		G5-3 1B			FC1-5 F9 WP		3	0	1	0	0	1	2				
Chris Singleton, L OBP: 0.305, SLG: 0.410 (6, 8)								P4		2	1	0	0	0	0	4				
Carlos Lee, R OBP: 0.338, SLG: 0.522 (1, 7)		SH2-4 1B WP	G6-3		G5-3			F9		4	1	1	0	0	0	2				
Herbert Perry, R OBP: 0.363, SLG: 0.449 (1, 5)		WP SH2-4 1B			1B			K		3	2	2	0	1	1	0				
Brook Fordyce, R OBP: 0.271, SLG: 0.333 (1, 2)		SH2-4			1B			L6		3	0	1	1	0	0	2				
Inning Stats	R: 1 E: 0 K: 2 S: 20	H: 1 LOB: 2 BB: 2 P: 36	R: 2 E: 0 K: 0 S: 15	H: 3 LOB: 3 BB: 2 P: 28	R: 1 E: 0 K: 0 S: 9	H: 2 LOB: 1 BB: 0 P: 16	R: 0 E: 0 K: 1 S: 7	H: 1 LOB: 1 BB: 0 P: 9	R: 0 E: 0 K: 0 S: 12	H: 1 LOB: 2 BB: 1 P: 25	R: 0 E: 0 K: 2 S: 9	H: 0 LOB: 0 BB: 0 P: 15	R: 1 E: 0 K: 1 S: 7	H: 1 LOB: 0 BB: 0 P: 12	R: 1 E: 0 K: 1 S: 15	H: 2 LOB: 3 BB: 1 P: 31	1B: 6 2B: 4 3B: 0 HR: 1	SF: 0 SAC: 1 DP: 0 HBP: 1	WP: 2 PB: 0 SB: 0 CS: 0	PA: 42
PITCHER Chuck Finley, L ERA: 4.05 (1, 1)	IP: 5.0 WLS: L BF: 28 H: 8 R: 4 ER: 4 SO: 4 BB: 5 IBB: 0 HBP: 0 BLK: 0 WP: 1 HR: 1 S: 63 P: 114 ERA: 7.20 WHIP: 2.600															PITCHER Scott Kamieniecki, R ERA: 5.67 (6, 1)	IP: 2.1 WLS: 12 BF: 3 H: 2 R: 2 ER: 2 SO: 3 BB: 0 IBB: 1 HBP: 1 BLK: 0 WP: 1 HR: 0 S: 26 P: 48 ERA: 7.71 WHIP: 1.286			
PITCHER Jamie Brewington, R ERA: 9.86 (8, 1)	IP: 0.2 WLS: 2 BF: 0 H: 0 R: 0 ER: 0 SO: 1 BB: 0 IBB: 0 HBP: 0 BLK: 0 WP: 0 HR: 0 S: 5 P: 10 ERA: 0.00 WHIP: 0.000															PITCHER Jamie Brewington, R ERA: 9.86 (8, 1)	IP: 0.2 WLS: 2 BF: 0 H: 0 R: 0 ER: 0 SO: 1 BB: 0 IBB: 0 HBP: 0 BLK: 0 WP: 0 HR: 0 S: 5 P: 10 ERA: 0.00 WHIP: 0.000			

AB 33
R 0
H 7
RBI 0
BB 2
SO 6
LOB 17




AB 34
R 6
H 11
RBI 4
BB 6
SO 7
LOB 22



Batter	1	2	3	4	5	6	7	8	9	AB	R	H	RBI	BB	SO	LOB	TOP				
Luis Polonia, L (1, 10) OBP: 0.308, SLG: 0.354	L3						K		G4-6-3	6	0	3	1	0	1	1					
Brad Ausmus, R (1, 2) OBP: 0.342, SLG: 0.339	G4-3	G6-3	P4		F8		K		G5-3	6	0	0	0	0	1	4					
Bobby Higginson, L (1, 7) OBP: 0.371, SLG: 0.539	BB		G4-3	F8			G4-3			3	1	1	0	2	0	0					
Juan Gonzalez, R (1, 9) OBP: 0.315, SLG: 0.524	BB		HR	F8				G5-3		4	2	2	0	0	1	2					
Dean Palmer, R (1, 5) OBP: 0.351, SLG: 0.519			G5-3	F8						3	0	1	0	2	0	3					
Shane Halter, R (8, 5) OBP: 0.330, SLG: 0.380	BB									0	0	0	0	0	0	0					
Tony Clark, S (1, 3) OBP: 0.321, SLG: 0.471	K						F9			4	1	2	2	1	1	4					
Damion Easley, R (1, 4) OBP: 0.331, SLG: 0.328										5	2	2	0	0	0	6					
Juan Encarnacion, R (1, 8) OBP: 0.331, SLG: 0.404										5	1	3	2	0	1	3					
Deivi Cruz, R (1, 6) OBP: 0.303, SLG: 0.413										5	0	2	2	0	0	2					
Inning Stats	R: 0 E: 0 K: 1 S: 14	H: 1 LOB: 3 BB: 1 P: 27	R: 1 E: 0 K: 0 S: 12	H: 2 LOB: 1 BB: 0 P: 19	R: 4 E: 0 K: 0 S: 21	H: 6 LOB: 2 BB: 0 P: 28	R: 2 E: 0 K: 0 S: 10	H: 2 LOB: 2 BB: 2 P: 25	R: 0 E: 0 K: 1 S: 8	H: 1 LOB: 2 BB: 1 P: 15	R: 0 E: 0 K: 0 S: 10	H: 0 LOB: 0 BB: 0 P: 12	R: 0 E: 0 K: 1 S: 14	H: 1 LOB: 2 BB: 1 P: 21	R: 0 E: 0 K: 0 S: 7	H: 1 LOB: 0 BB: 0 P: 10	1B: 12 2B: 3 3B: 0 HR: 1	SF: 0 SAC: 0 DP: 1 HBP: 1	WP: 0 PB: 0 SB: 2 CS: 0	PA: 47	
PITCHER	IP	WLS	BF	H	R	ER	SO	BB	IBB	HBP	BLK	WP	HR	S	P	ERA	WHIP				
Jaime Navarro, R (1, 1) ERA: 11.81	2.2	L	19	9	5	5	1	1	0	1	0	0	1	45	71	16.88	3.750				
Brian Williams, R (3, 1) ERA: 8.13	3.1		18	5	2	2	1	2	1	0	0	0	0	30	54	5.40	2.100				
Mike Mohler, L (7, 1) ERA: 8.55	1.0		3	0	0	0	2	0	0	0	0	0	0	10	12	0.00	0.000				
Steve Reed, R (8, 1) ERA: 4.56	1.0		5	1	0	0	1	1	0	0	0	0	0	14	21	0.00	2.000				
Jamie Brewington, R (9, 1) ERA: 9.38	1.0		3	1	0	0	0	0	0	0	0	0	0	7	10	0.00	1.000				

Detroit Tigers @ Cleveland Indians
Jacobs Field, Cleveland, OH
Fri Jun 23 2000, 7:05 PM EDT
Att: 43,095 - Sunny - 77 F


AB	41
R	7
H	16
RBI	7
BB	5
SO	5
LOB	25



Batter	1	2	3	4	5	6	7	8	9	AB	R	H	RBI	BB	SO	LOB	BOTTOM					
Kenny Lofton, L (1, 8) OBP: 0.351, SLG: 0.415	P6						F2			4	1	2	3	1	0	1						
Omar Vizquel, S (1, 6) OBP: 0.343, SLG: 0.357	F7									5	1	1	0	0	2	3						
Roberto Alomar, S (1, 4) OBP: 0.338, SLG: 0.444	G1-3		G4-3							5	0	0	0	0	1	3						
Jim Thome, L (1, 3) OBP: 0.359, SLG: 0.553										3	0	0	0	1	1	1						
Travis Fryman, R (1, 5) OBP: 0.398, SLG: 0.560										3	1	1	1	1	1	0						
David Justice, L (1, 10) OBP: 0.359, SLG: 0.604										4	1	2	2	0	0	2						
Richie Sexson, R (1, 7) OBP: 0.315, SLG: 0.451										4	0	0	0	0	1	1						
Alex Ramirez, R (1, 9) OBP: 0.289, SLG: 0.452										4	2	1	0	0	2	0						
Sandy Alomar Jr., R (1, 2) OBP: 0.366, SLG: 0.434										4	0	2	0	0	1	2						
Jolbert Cabrera, R (9, PR) OBP: 0.279, SLG: 0.275										0	0	0	0	0	0	0						
Inning Stats	R: 0 E: 0 K: 0 S: 6	H: 0 LOB: 0 BB: 0 P: 9	R: 1 E: 0 K: 0 S: 11	H: 1 LOB: 0 BB: 0 P: 16	R: 2 E: 1 K: 2 S: 13	H: 1 LOB: 0 BB: 0 P: 20	R: 0 E: 0 K: 1 S: 7	H: 0 LOB: 0 BB: 0 P: 11	R: 1 E: 0 K: 0 S: 6	H: 2 LOB: 1 BB: 0 P: 10	R: 0 E: 0 K: 0 S: 9	H: 0 LOB: 2 BB: 2 P: 20	R: 0 E: 0 K: 2 S: 11	H: 1 LOB: 1 BB: 0 P: 18	R: 2 E: 0 K: 1 S: 17	H: 3 LOB: 1 BB: 0 P: 24	R: 0 E: 0 K: 3 S: 10	H: 1 LOB: 2 BB: 1 P: 17	1B: 4 2B: 1 3B: 2 HR: 2	SF: 0 SAC: 0 DP: 1 HBP: 0	WP: 0 PB: 0 SB: 0 CS: 0	PA: 39
PITCHER	IP	WLS	BF	H	R	ER	SO	BB	IBB	HBP	BLK	WP	HR	S	P	ERA	WHIP					
Willie Blair, R (1, 1) ERA: 3.97	6.2	W	27	5	4	3	5	2	0	0	0	0	0	2	5	4.05	1.050					
C.J. Nitkowski, L (7, 1) ERA: 6.19	0.1	H	1	0	0	0	0	0	0	0	0	0	0	2	5	0.00	0.000					
Doug Brocail, R (8, 1) ERA: 4.68	1.0	H	6	3	2	2	1	0	0	0	0	0	0	17	24	18.00	3.000					
Todd Jones, R (9, 1) ERA: 3.28	1.0	S	5	1	0	0	3	1	0	0	0	0	0	10	17	0.00	2.000					

Detroit Tigers @ Cleveland Indians
Jacobs Field, Cleveland, OH
Fri Jun 23 2000, 7:05 PM EDT
Att: 43,095 - Sunny - 77 F

AB	36
R	6
H	9
RBI	6
BB	3
SO	9
LOB	13



Batter	1	2	3	4	5	6	7	8	9	AB	R	H	RBI	BB	SO	LOB	TOP			
Luis Polonia, L OBP: 0.312, SLG: 0.363 (1, 10)	2-2 BB 1B		0-0 F9		3-2 2B			1-0 P4		4	0	2	0	0	0	0	Detroit Tigers @ Cleveland Indians Jacobs Field, Cleveland, OH Sat Jun 24 2000, 1:05 PM EDT Att: 43,081 - Sunny - 81 F			
Robert Fick, L OBP: 0.357, SLG: 0.351 (1, 2)	4-2 BB		4-2 BB		1-0 G3-1			2-3 K		2	0	0	0	2	1	1				
Bobby Higginson, L OBP: 0.369, SLG: 0.532 (1, 7)	1-3 K		3-0 F6				3-3 K		4-2 G5-3 BB	3	0	0	0	1	2	3				
Juan Gonzalez, R OBP: 0.310, SLG: 0.515 (1, 9)	1-3 K			0-3 K		1-1 P4			1-3 K	4	0	0	0	0	3	3				
Dean Palmer, R OBP: 0.346, SLG: 0.509 (1, 5)	3-3 K			0-3 K		3-3 K			3-1 G5-3	4	0	0	0	0	3	3				
Tony Clark, S OBP: 0.312, SLG: 0.455 (1, 3)		3-2 G5-3		1-3 K			3-3 K		1-2 F8	4	0	0	0	0	2	1				
Damion Easley, R OBP: 0.338, SLG: 0.353 (1, 4)	1-3 K			1-1 HR		4-2 G4-3 BB				2	1	1	1	1	1	0				
Juan Encarnacion, R OBP: 0.331, SLG: 0.403 (1, 8)	0-2 F7			1-1 G6-4-3 1B		1-2 G4-3				3	0	1	0	0	0	1				
Deivi Cruz, R OBP: 0.299, SLG: 0.408 (1, 6)			2-0 G6-3		1-2 G6-4-3			1-1 P3		3	0	0	0	0	0	1				
Inning Stats	R: 0 E: 0 K: 3 S: 15	H: 1 LOB: 2 BB: 1 P: 26	R: 0 E: 0 K: 1 S: 10	H: 0 LOB: 0 BB: 0 P: 14	R: 0 E: 0 K: 0 S: 9	H: 0 LOB: 1 BB: 1 P: 18	R: 0 E: 0 K: 3 S: 9	H: 0 LOB: 0 BB: 0 P: 10	R: 1 E: 0 K: 0 S: 13	H: 3 LOB: 1 BB: 0 P: 19	R: 0 E: 0 K: 1 S: 11	H: 0 LOB: 0 BB: 1 P: 18	R: 0 E: 0 K: 1 S: 6	H: 0 LOB: 0 BB: 0 P: 10	R: 0 E: 0 K: 1 S: 11	H: 0 LOB: 1 BB: 1 P: 20	1B: 2 2B: 1 3B: 0 HR: 1	SF: 0 SAC: 0 DP: 2 HBP: 0	WP: 0 PB: 0 SB: 0 CS: 0	PA: 33
PITCHER	IP WLS BF H R ER SO BB IBB HBP BLK WP HR S P ERA WHIP	IP WLS BF H R ER SO BB IBB HBP BLK WP HR S P ERA WHIP																		
Bartolo Colon, R ERA: 4.02 (1, 1)	6.1 W 25 4 1 1 10 3 0 0 0 0 1 74 119 1.42 1.105	2.2 L 8 0 0 0 2 1 0 0 0 0 0 20 34 0.00 0.375																		
Justin Speier, R ERA: 1.74 (7, 1)																				

Batter	1	2	3	4	5	6	7	8	9	AB	R	H	RBI	BB	SO	LOB	BOTTOM			
Kenny Lofton, L OBP: 0.343, SLG: 0.404 (1, 8)	2-2 G4-3	2-1 F2			2-2 G6-3	2-1 F8		1-2 G4-3		5	0	0	0	0	0	0	Detroit Tigers @ Cleveland Indians Jacobs Field, Cleveland, OH Sat Jun 24 2000, 1:05 PM EDT Att: 43,081 - Sunny - 81 F			
Enrique Wilson, S OBP: 0.400, SLG: 0.468 (1, 6)	1-1 BB 1B	3-2 1B			4-1 BB 2B	2-2 BB 3B		2-1 F7		4	3	3	0	1	0	0				
Roberto Alomar, S OBP: 0.339, SLG: 0.442 (1, 4)	3-0 BB 1B	0-1 G3			4-1 BB 2B	1-1 F3		1-1 G3		4	1	1	0	1	0	2				
Jim Thome, L OBP: 0.364, SLG: 0.567 (1, 3)	1-0 F9		4-2 G5-4-3 BB		2-2 BB 1B	1-0 BB 1B				3	2	2	3	1	0	2				
Travis Fryman, R OBP: 0.403, SLG: 0.561 (1, 5)	4-0 BB		1-0 G5-4-3		0-0 BB 2B	1-0 BB 1B				3	1	2	2	1	0	1				
David Justice, L OBP: 0.357, SLG: 0.597 (1, 9)	1-2 BB		1-1 P4		1-2 BB F9	2-3 K				3	0	0	1	1	1	2				
Richie Sexson, R OBP: 0.314, SLG: 0.451 (1, 7)	1-2 F8			0-2 F8		1-3 K				4	0	1	1	0	1	3				
Russell Branyan, L OBP: 0.351, SLG: 0.776 (1, 10)		2-0 HR		2-2 G4-1	1-0 HBP		1-3 K			3	1	1	1	0	1	0				
Einar Diaz, R OBP: 0.329, SLG: 0.410 (1, 2)		0-0 G6-3		0-1 P4	0-1 P5		0-0 L4			4	0	0	0	0	0	2				
Inning Stats	R: 1 E: 0 K: 0 S: 12	H: 2 LOB: 3 BB: 2 P: 28	R: 1 E: 0 K: 0 S: 9	H: 2 LOB: 0 BB: 0 P: 16	R: 0 E: 0 K: 0 S: 5	H: 0 LOB: 0 BB: 1 P: 11	R: 0 E: 0 K: 0 S: 9	H: 0 LOB: 0 BB: 0 P: 11	R: 4 E: 0 K: 0 S: 15	H: 3 LOB: 2 BB: 2 P: 29	R: 2 E: 0 K: 1 S: 12	H: 3 LOB: 1 BB: 0 P: 21	R: 0 E: 0 K: 2 S: 8	H: 0 LOB: 0 BB: 0 P: 10	R: 0 E: 0 K: 0 S: 7	H: 0 LOB: 0 BB: 0 P: 11	1B: 6 2B: 2 3B: 1 HR: 1	SF: 0 SAC: 0 DP: 1 HBP: 1	WP: 0 PB: 0 SB: 0 CS: 0	PA: 39
PITCHER	IP WLS BF H R ER SO BB IBB HBP BLK WP HR S P ERA WHIP	IP WLS BF H R ER SO BB IBB HBP BLK WP HR S P ERA WHIP																		
Steve Sparks, R ERA: 10.8 (1, 1)	5.2 L 31 9 8 8 8 0 0 0 0 0 0 12 17 0.00 2.471	1.1 5 1 0 0 3 0 0 0 0 0 0 7 11 0.00 0.000																		
Danny Patterson, R ERA: 2.96 (6, 1)																				
Matt Anderson, R ERA: 5.04 (8, 1)																				

Batter	1	2	3	4	5	6	7	8	9	AB	R	H	RBI	BB	SO	LOB	TOP										
Rich Becker, L OBP: 0.399, SLG: 0.429 (1, 8)										5	2	1	0	1	3	1	Detroit Tigers @ Cleveland Indians Jacobs Field, Cleveland, OH Sat Jun 24 2000, 7:05 PM EDT Att: 43,083 - Overcast - 76 F										
Damion Easley, R OBP: 0.348, SLG: 0.360 (1, 4)										3	2	2	1	1	1	0											
Bobby Higginson, L OBP: 0.374, SLG: 0.571 Juan Encarnacion, R OBP: 0.331, SLG: 0.403 (1, 7) (8, 8)										5	3	3	6	0	0	1											
Juan Gonzalez, R OBP: 0.311, SLG: 0.517 (1, 10)										5	2	2	0	0	0	1											
Dean Palmer, R OBP: 0.355, SLG: 0.519 Deivi Cruz, R OBP: 0.299, SLG: 0.408 (1, 5) (9, 6)										4	2	3	0	1	0	0											
Tony Clark, S OBP: 0.315, SLG: 0.469 (1, 3)										5	2	2	2	0	1	3											
Wendell Magee, R OBP: 0.333, SLG: 0.569 (1, 9)										5	1	2	4	0	0	1											
Brad Ausmus, R OBP: 0.339, SLG: 0.340 (1, 2)										5	0	1	1	0	1	2											
Shane Halter, R OBP: 0.314, SLG: 0.361 (1, 6) (9, 5)										5	0	0	0	0	3	1											
Inning Stats	R: 0 E: 0 K: 2 S: 7	H: 0 LOB: 0 BB: 0 P: 10	R: 0 E: 0 K: 0 S: 6	H: 0 LOB: 0 BB: 0 P: 10	R: 0 E: 0 K: 1 S: 10	H: 0 LOB: 0 BB: 0 P: 16	R: 3 E: 0 K: 2 S: 20	H: 5 LOB: 2 BB: 0 P: 34	R: 3 E: 0 K: 1 S: 16	H: 3 LOB: 1 BB: 1 P: 23	R: 6 E: 0 K: 1 S: 23	H: 5 LOB: 0 BB: 1 P: 35	R: 0 E: 0 K: 1 S: 7	H: 0 LOB: 1 BB: 1 P: 15	R: 2 E: 0 K: 1 S: 14	H: 3 LOB: 1 BB: 0 P: 24		1B: 6 2B: 6 3B: 0 HR: 4	SF: 0 SAC: 1 DP: 0 HBP: 0	WP: 0 PB: 0 SB: 0 CS: 0	PA: 46						
PITCHER	IP	WLS	BF	H	R	ER	SO	BB	IBB	HBP	BLK	WP	HR	S	P	ERA	WHIP										
Paul Riodon, R ERA: 7.64 Jamie Brewington, R ERA: 3.6 Mike Mohler, L ERA: 9.0 Steve Reed, R ERA: 5.96 Andrew Lorraine, L ERA: 6.49	4.1	2.0	21	8	6	6	6	0	0	0	0	0	2	53	81	12.46	1.846										

Batter	1	2	3	4	5	6	7	8	9	AB	R	H	RBI	BB	SO	LOB	BOTTOM										
Kenny Lofton, L OBP: 0.345, SLG: 0.409 (1, 8)										5	2	2	0	0	0	3	Detroit Tigers @ Cleveland Indians Jacobs Field, Cleveland, OH Sat Jun 24 2000, 7:05 PM EDT Att: 43,083 - Overcast - 76 F										
Omar Vizquel, S OBP: 0.344, SLG: 0.355 (1, 6)										4	2	1	0	1	1	0											
David Justice, L OBP: 0.358, SLG: 0.603 (1, 10)										4	2	1	3	1	2	0											
Jim Thome, L OBP: 0.365, SLG: 0.574 (1, 3)										4	1	1	1	1	0	3											
Travis Fryman, R OBP: 0.404, SLG: 0.560 (1, 5)										4	1	2	1	0	0	1											
Sandy Alomar Jr., R OBP: 0.362, SLG: 0.432 (1, 2)										3	0	1	1	0	1	1											
Enrique Wilson, S OBP: 0.404, SLG: 0.494 (1, 4)										4	0	2	2	0	1	2											
Russell Branyan, L OBP: 0.339, SLG: 0.745 Richie Sexson, R OBP: 0.312, SLG: 0.448 (1, 9) (6, PH) (7, 7)										2	0	0	0	0	1	1											
Alex Ramirez, R OBP: 0.300, SLG: 0.455 (1, 7) (7, 9)										4	0	2	0	0	0	0											
Inning Stats	R: 3 E: 0 K: 0 S: 14	H: 2 LOB: 1 BB: 1 P: 25	R: 0 E: 0 K: 1 S: 9	H: 0 LOB: 0 BB: 0 P: 11	R: 4 E: 0 K: 1 S: 15	H: 4 LOB: 1 BB: 1 P: 23	R: 0 E: 0 K: 1 S: 8	H: 1 LOB: 0 BB: 0 P: 12	R: 0 E: 0 K: 2 S: 10	H: 0 LOB: 1 BB: 1 P: 18	R: 1 E: 0 K: 0 S: 18	H: 3 LOB: 2 BB: 0 P: 25	R: 0 E: 0 K: 1 S: 10	H: 0 LOB: 0 BB: 0 P: 11	R: 0 E: 0 K: 1 S: 7	H: 0 LOB: 0 BB: 0 P: 11		1B: 7 2B: 3 3B: 0 HR: 2	SF: 1 SAC: 0 DP: 2 HBP: 0	WP: 0 PB: 0 SB: 0 CS: 0	PA: 40						
PITCHER	IP	WLS	BF	H	R	ER	SO	BB	IBB	HBP	BLK	WP	HR	S	P	ERA	WHIP										
Mark Johnson, R ERA: 7.5 C.J. Nitkowski, L ERA: 5.96 Danny Patterson, R ERA: 3.18 Hideo Nomo, R ERA: 5.16 Doug Brocail, R ERA: 4.64	2.0	4.0	16	5	1	1	5	1	0	0	0	0	0	37	60	2.25	1.500										
	1.0	6	3	1	1	0	0	0	0	0	0	0	1	18	25	9.00	3.000										
	1.0	3	0	0	0	0	1	0	0	0	0	0	0	10	11	0.00	0.000										
	1.0	3	0	0	0	0	1	0	0	0	0	0	0	7	11	0.00	0.000										



Batter	1	2	3	4	5	6	7	8	9	AB	R	H	RBI	BB	SO	LOB	TOP																				
Rich Becker, L (1, 9) OBP: 0.377, SLG: 0.400 Wendell Magee, R (8, 9) OBP: 0.333, SLG: 0.559	G3-1	G1-3				K	K		F3		4	0	0	0	0	2	1																				
Brad Ausmus, R (1, 2) OBP: 0.340, SLG: 0.351	HR		K			K	G5-3			4	1	1	1	1	2	0																					
Bobby Higginson, L (1, 7) OBP: 0.379, SLG: 0.568	3B	BB	K				G3-1		F7	3	1	0	0	2	1	2																					
Juan Gonzalez, R (1, 10) OBP: 0.321, SLG: 0.529	1-H	G6-3	3B				BB	1B	F8		4	3	3	1	1	0	1																				
Tony Clark, S (1, 3) OBP: 0.323, SLG: 0.504 Robert Fick, L (9, 3) OBP: 0.361, SLG: 0.345	G6-3		G4-3				BB	2B	BB		5	2	3	3	0	0	1																				
Damon Easley, R (1, 4) OBP: 0.353, SLG: 0.357	K				L5		2B	1B	BB		3	3	1	0	1	1	0																				
Juan Encarnacion, R (1, 8) OBP: 0.339, SLG: 0.417		SH1-3	G1-4-3	2B	G4-3		1B	2B	BB		5	3	4	2	0	0	0																				
Deivi Cruz, R (1, 6) OBP: 0.298, SLG: 0.402		SH1-3			G1-3		1B	2B	BB		4	0	2	2	0	0	2																				
Shane Halter, R (1, 5) OBP: 0.312, SLG: 0.356	G1-4-3				G3-1		F9		G6-4-3		5	0	1	2	0	0	3																				
Inning Stats	R: 3 H: 2 E: 0 K: 1 S: 10	H: 2 LOB: 0 BB: 1 P: 22	R: 1 H: 1 E: 0 K: 0 S: 6	LOB: 0 BB: 0 P: 8	R: 0 H: 1 E: 0 K: 2 S: 10	LOB: 1 BB: 0 P: 16	R: 0 H: 0 E: 0 K: 0 S: 7	LOB: 0 BB: 0 P: 12	R: 0 H: 0 E: 0 K: 2 S: 9	LOB: 0 BB: 0 P: 15	R: 0 H: 1 E: 0 K: 0 S: 8	LOB: 2 BB: 1 P: 18	R: 2 H: 3 E: 0 K: 0 S: 17	LOB: 2 BB: 1 P: 31	R: 3 H: 5 E: 0 K: 0 S: 17	LOB: 1 BB: 0 P: 26	1B: 10 2B: 3 3B: 1 HR: 2	SF: 0 SAC: 1 DP: 2 HBP: 1	WP: 0 PA: 46 PB: 0 SB: 0 CS: 0																		
PITCHER	IP	WLS	BF	H	R	ER	SO	BB	IBB	HBP	BLK	WP	HR	S	P	ERA	WHIP	PITCHER		IP	WLS	BF	H	R	ER	SO	BB	IBB	HBP	BLK	WP	HR	S	P	ERA	WHIP	
Dave Burba, R (1, 1) ERA: 5.72	5.1	L	25	6	8	8	5	3	0	0	0	0	1	49	93	13.50	1.688																				
Brian Williams, R (6, 1) ERA: 8.1	2.1		11	4	2	2	1	1	0	1	0	0	0	23	43	7.71	2.143																				
Alan Newman, L (8, 1) ERA: 20.25	1.1		10	6	3	3	0	1	0	0	0	0	1	24	40	20.25	5.250																				

Detroit Tigers @ Cleveland Indians
Jacobs Field, Cleveland, OH
Mon Jun 26 2000, 7:05 PM EDT
Att: 43,191 - Cloudy - 85 F

AB 39
R 13
H 16
RBI 12
BB 5
SO 6
LOB 11



Batter	1	2	3	4	5	6	7	8	9	AB	R	H	RBI	BB	SO	LOB	BOTTOM																				
Jolbert Cabrera, R (1, 8) OBP: 0.275, SLG: 0.273	G3		G4-3				F8		G6-3	5	0	1	0	0	0	1																					
Enrique Wilson, S (1, 6) OBP: 0.408, SLG: 0.527	2B		G3		G4-3		BB		1B	4	0	2	0	1	0	1																					
Roberto Alomar, S (1, 4) OBP: 0.340, SLG: 0.440	F7		F9			S	1B		G1-3	5	1	2	0	0	0	2																					
David Justice, L (1, 10) OBP: 0.362, SLG: 0.595	G3				G1-6-3		L6		G4-6-3	3	0	0	0	1	0	2																					
Jim Thome, L (1, 3) OBP: 0.365, SLG: 0.566			3B	1B	G4-3		L3		G4-6-3	4	1	1	0	0	0	2																					
Travis Fryman, R (1, 5) OBP: 0.407, SLG: 0.555			K		E	BB	1B		1B	3	0	2	1	1	1	1																					
Richie Sexson, R (1, 7) OBP: 0.314, SLG: 0.455	1-H	3B			E5		F7		1B	4	0	2	1	0	0	2																					
Russell Branyan, L (1, 9) OBP: 0.348, SLG: 0.696			K				G4-3	BB	L6	3	0	0	0	1	1	3																					
Einar Diaz, R (1, 2) OBP: 0.327, SLG: 0.406			K				G4-3	1B	F8	4	0	1	0	0	1	2																					
Inning Stats	R: 0 H: 1 E: 0 K: 0 S: 8	H: 2 LOB: 1 BB: 0 P: 10	R: 1 H: 2 E: 0 K: 3 S: 15	H: 2 LOB: 0 BB: 0 P: 21	R: 0 H: 0 E: 0 K: 0 S: 11	H: 0 LOB: 0 BB: 0 P: 15	R: 0 H: 0 E: 1 K: 0 S: 5	H: 0 LOB: 2 BB: 1 P: 10	R: 0 H: 2 E: 0 K: 0 S: 12	H: 2 LOB: 1 BB: 0 P: 19	R: 0 H: 2 E: 0 K: 0 S: 6	H: 2 LOB: 2 BB: 1 P: 11	R: 0 H: 2 E: 0 K: 0 S: 8	H: 2 LOB: 2 BB: 1 P: 14	R: 0 H: 1 E: 0 K: 0 S: 8	H: 1 LOB: 1 BB: 0 P: 9	1B: 9 2B: 1 3B: 1 HR: 0	SF: 0 SAC: 0 DP: 2 HBP: 0	WP: 0 PA: 39 PB: 0 SB: 1 CS: 0																		
PITCHER	IP	WLS	BF	H	R	ER	SO	BB	IBB	HBP	BLK	WP	HR	S	P	ERA	WHIP	PITCHER		IP	WLS	BF	H	R	ER	SO	BB	IBB	HBP	BLK	WP	HR	S	P	ERA	WHIP	
Brian Moehler, R (1, 1) ERA: 3.5	6.2	W	29	7	2	2	3	3	0	0	0	0	0	10	16	0.00	3.000																				
Danny Patterson, R (7, 1) ERA: 3.03	1.1		6	3	0	0	0	1	0	0	0	0	0	8	9	0.00	1.000																				
Nelson Cruz, R (9, 1) ERA:	1.0		4	1	0	0	0	0	0	0	0	0	0	8	9	0.00	1.000																				


Detroit Tigers @ Cleveland Indians
Jacobs Field, Cleveland, OH
Mon Jun 26 2000, 7:05 PM EDT
Att: 43,191 - Cloudy - 85 F


AB 35
R 2
H 11
RBI 2
BB 4
SO 3
LOB 16



Batter	1	2	3	4	5	6	7	8	9	AB	R	H	RBI	BB	SO	LOB	TOP						
Kenny Lofton, L (1, 8) OBP: 0.340, SLG: 0.395	G4-3		F7		F7		BB 2B HBP	1B 2B		3	0	0	0	0	0	0	Cleveland Indians @ Kansas City Royals Kauffman Stadium, Kansas City, MO Tue Jun 27 2000, 7:05 PM CDT Att: 16,908 - Cloudy - 72 F						
Jolbert Cabrera, R (7, 9) OBP: 0.284, SLG: 0.295										1	2	1	0	0	0								
Omar Vizquel, S (1, 6) OBP: 0.346, SLG: 0.356	G6-4-3 1B				G3		BB 2B	G6-3 FC8-2 1B		4	1	2	1	1	1	0							
Roberto Alomar, S (1, 4) Alex Ramirez, R (7, 9) OBP: 0.296, SLG: 0.449	G6-4-3				F7		L9	G6-3		4	0	1	0	0	0	4							
David Justice, L (1, 9) OBP: 0.363, SLG: 0.588										1	0	0	0	0	0	1							
Jim Thome, L (1, 3) OBP: 0.375, SLG: 0.603										3	2	0	1	2	1	2							
Richie Sexson, R (1, 7) OBP: 0.312, SLG: 0.463										4	3	4	4	1	0	0							
Enrique Wilson, S (1, 5) OBP: 0.398, SLG: 0.510										4	1	1	4	0	1	2	AB 37 R 12 H 13 RBI 12 BB 5 SO 6 LOB 15						
Russell Branyan, L (1, 10) OBP: 0.352, SLG: 0.667										5	0	1	0	0	1	3							
Sandy Alomar Jr., R (1, 2) OBP: 0.377, SLG: 0.474										4	1	1	0	1	2	1							
Inning Stats	R: 0 E: 0 K: 0 S: 7	H: 1 LOB: 0 BB: 0 P: 11	R: 1 E: 0 K: 1 S: 9	H: 2 LOB: 2 BB: 1 P: 17	R: 0 E: 0 K: 2 S: 13	H: 1 LOB: 0 BB: 0 P: 20	R: 2 E: 0 K: 1 S: 10	H: 1 LOB: 0 BB: 1 P: 21	R: 0 E: 0 K: 0 S: 10	H: 0 LOB: 0 BB: 0 P: 13	R: 1 E: 0 K: 1 S: 8	H: 1 LOB: 1 BB: 1 P: 18	R: 4 E: 0 K: 0 S: 12	H: 2 LOB: 2 BB: 2 P: 26	R: 3 E: 0 K: 0 S: 10	H: 4 LOB: 0 BB: 0 P: 13		R: 1 E: 0 K: 1 S: 9	H: 1 LOB: 0 BB: 0 P: 14	1B: 5 2B: 5 3B: 0 HR: 4	SF: 1 SAC: 0 DP: 2 HBP: 1	WP: 1 PB: 0 CS: 0	PA: 44
PITCHER	IP	WLS	BF	H	R	ER	SO	BB	IBB	HBP	BLK	WP	HR	S	P	ERA		WHIP					
Mac Suzuki, R (1, 1) ERA: 3.98	5.1	L	24	6	4	4	4	3	0	0	0	0	2	53	93	6.75		1.688					
Brett Laxton, R (6, 1) ERA: 9.29	1.0		7	1	4	4	1	2	0	1	0	0	0	10	24	36.00		3.000					
Jose Santiago, R (7, 1) ERA: 3.68	0.2		3	1	0	0	0	0	0	0	0	0	0	6	9	0.00	1.500						
Miguel Batista, R (8, 1) ERA: 8.54	2.0		10	5	4	4	1	0	0	0	0	1	2	19	27	18.00	2.500						

Batter	1	2	3	4	5	6	7	8	9	AB	R	H	RBI	BB	SO	LOB	BOTTOM						
Johnny Damon, L (1, 7) OBP: 0.342, SLG: 0.408	G3		F8		FC5-4 1B		F7			4	0	0	0	0	0	1	Cleveland Indians @ Kansas City Royals Kauffman Stadium, Kansas City, MO Tue Jun 27 2000, 7:05 PM CDT Att: 16,908 - Cloudy - 72 F						
Jeff Reboulet, R (1, 4) OBP: 0.392, SLG: 0.365										4	0	2	0	0	1	0							
29 Mike Sweeney, R (1, 3) OBP: 0.409, SLG: 0.574										4	0	1	0	0	0	3							
Jermaine Dye, R (1, 9) OBP: 0.395, SLG: 0.629										3	0	0	0	0	0	4							
Mark Quinn, R (1, 10) OBP: 0.329, SLG: 0.455										4	0	0	0	0	3	1							
Joe Randa, R (1, 5) OBP: 0.378, SLG: 0.467										4	0	1	0	0	2	0							
Carlos Beltrán, S (1, 8) OBP: 0.320, SLG: 0.377										3	0	0	0	1	0	0		AB 33 R 1 H 6 RBI 1 BB 1 SO 8 LOB 13					
Gregg Zaun, S (1, 2) OBP: 0.376, SLG: 0.392										4	1	1	1	0	2	2							
Rey Sanchez, R (1, 6) OBP: 0.262, SLG: 0.297										3	0	1	0	0	0	2							
Inning Stats	R: 0 E: 0 K: 0 S: 11	H: 1 LOB: 1 BB: 0 P: 16	R: 0 E: 0 K: 1 S: 18	H: 1 LOB: 2 BB: 1 P: 32	R: 0 E: 0 K: 1 S: 11	H: 1 LOB: 0 BB: 0 P: 17	R: 0 E: 0 K: 2 S: 12	H: 0 LOB: 0 BB: 0 P: 20	R: 1 E: 0 K: 0 S: 15	H: 3 LOB: 2 BB: 0 P: 27	R: 0 E: 0 K: 2 S: 10	H: 0 LOB: 0 BB: 0 P: 13	R: 0 E: 0 K: 1 S: 6	H: 0 LOB: 0 BB: 0 P: 11	R: 0 E: 0 K: 1 S: 12	H: 0 LOB: 1 BB: 0 P: 16	R: 0 E: 0 K: 0 S: 7		H: 0 LOB: 0 BB: 0 P: 12	1B: 3 2B: 2 3B: 0 HR: 1	SF: 0 SAC: 0 DP: 0 HBP: 1	WP: 0 PB: 0 CS: 0	PA: 35
PITCHER	IP	WLS	BF	H	R	ER	SO	BB	IBB	HBP	BLK	WP	HR	S	P	ERA	WHIP						
Chuck Finley, L (1, 1) ERA: 3.99	5.0		22	6	1	1	4	1	0	0	0	0	1	67	112	1.80	1.400						
Justin Speier, R (6, 1) ERA: 1.59	2.0	H	6	0	0	0	3	0	0	0	0	0	0	16	24	0.00	0.000						
Jamie Brewington, R (8, 1) ERA: 3.0	2.0		7	0	0	0	1	0	0	1	0	0	0	19	28	0.00	0.000						

Batter	1	2	3	4	5	6	7	8	9	AB	R	H	RBI	BB	SO	LOB	TOP			
Enrique Wilson, S OBP: 0.383, SLG: 0.490	G6-3	G6-3			F7			F9		4	0	0	0	0	0	2	Cleveland Indians @ Kansas City Royals Kauffman Stadium, Kansas City, MO Wed Jun 28 2000, 7:05 PM CDT Att: 19,522 - Cloudy - 75 F			
Omar Vizquel, S OBP: 0.348, SLG: 0.355	P5		F8			1B		G6-3		4	0	1	0	0	0	0				
Roberto Alomar, S OBP: 0.341, SLG: 0.439	1B	BB	F9			K			F7	S	3	1	1	0	1	1				
David Justice, L OBP: 0.361, SLG: 0.582	1-3				K				F7		4	0	1	0	0	2				
Jim Thome, L OBP: 0.371, SLG: 0.596	K				G6-3				SF8		3	0	0	1	0	1				
Richie Sexson, R OBP: 0.314, SLG: 0.461			F9	BB	F9				F7		3	0	1	0	1	0				
Sandy Alomar Jr., R OBP: 0.307, SLG: 0.400			F8		P4				F8		4	0	0	0	0	2				
Alex Ramirez, R OBP: 0.298, SLG: 0.438									G4-3		2	0	0	0	1	0				
Jolbert Cabrera, R OBP: 0.274, SLG: 0.284			F9						G4-3		3	0	0	0	0	1				
Inning Stats	R: 0 H: 1 E: 0 K: 1 S: 15	L: 1 LOB: 2 BB: 1 P: 27	R: 0 H: 0 E: 0 K: 0 S: 6	L: 0 LOB: 2 BB: 2 P: 16	R: 0 H: 0 E: 0 K: 1 S: 9	L: 0 LOB: 0 BB: 0 P: 15	R: 0 H: 0 E: 0 K: 0 S: 3	L: 0 LOB: 0 BB: 0 P: 3	R: 0 H: 0 E: 0 K: 1 S: 8	L: 1 LOB: 1 BB: 0 P: 11	R: 0 H: 0 E: 0 K: 0 S: 10	L: 0 LOB: 0 BB: 0 P: 16	R: 0 H: 0 E: 0 K: 0 S: 4	L: 0 LOB: 0 BB: 0 P: 5	R: 1 H: 2 E: 0 K: 0 S: 13	L: 2 LOB: 1 BB: 0 P: 17		1B: 4 2B: 0 3B: 0 HR: 0	SF: 1 SAC: 0 DP: 0 HBP: 0	WP: 0 PB: 0 SB: 1 CS: 0
PITCHER Jay Witasick, R ERA: 5.32	IP: 9.0 WLS: W BF: 34 H: 4 R: 1 ER: 1 SO: 5 BB: 3 IBB: 0 HBP: 0 BLK: 0 WP: 0 HR: 0 S: 75 P: 120 ERA: 1.00 WHIP: 0.778															PITCHER				

Batter	1	2	3	4	5	6	7	8	9	AB	R	H	RBI	BB	SO	LOB	BOTTOM			
Johnny Damon, L OBP: 0.347, SLG: 0.409	1B		1B	F9						2	2	1	0	2	0	0	Cleveland Indians @ Kansas City Royals Kauffman Stadium, Kansas City, MO Wed Jun 28 2000, 7:05 PM CDT Att: 19,522 - Cloudy - 75 F			
Jeff Reboulet, R OBP: 0.395, SLG: 0.370	1B		1B		E5					4	1	2	1	0	1	1				
29 Mike Sweeney, R OBP: 0.407, SLG: 0.589	FC6-4		1B		FC4-6				F7	4	2	1	2	0	0	2				
Jermaine Dye, R OBP: 0.399, SLG: 0.640	K		1B		1B					3	2	2	1	1	1	1				
Mark Quinn, R OBP: 0.327, SLG: 0.451	FC4		FC6-4		1B				G4-3	4	0	1	1	0	0	3				
Joe Randa, R OBP: 0.376, SLG: 0.464			FC4		1B				G4-3	4	0	1	3	0	0	1				
Carlos Beltrán, S OBP: 0.316, SLG: 0.371			G4-3		G4-3				G5-3	4	0	0	0	0	0	3				
Jorge Fabregas, L OBP: 0.306, SLG: 0.256			G6-3		G4-3				G4-3	4	0	0	0	0	0	0				
Rey Sanchez, R OBP: 0.262, SLG: 0.296			1B		G6-3				G4-3	4	1	1	0	0	0	0				
Inning Stats	R: 1 H: 1 E: 0 K: 1 S: 14	L: 1 LOB: 1 BB: 1 P: 23	R: 0 H: 0 E: 0 K: 0 S: 6	L: 0 LOB: 0 BB: 0 P: 9	R: 4 H: 4 E: 0 K: 0 S: 11	L: 4 LOB: 1 BB: 1 P: 22	R: 0 H: 0 E: 0 K: 0 S: 6	L: 0 LOB: 0 BB: 0 P: 8	R: 2 H: 3 E: 1 K: 0 S: 12	L: 1 LOB: 1 BB: 0 P: 20	R: 0 H: 0 E: 0 K: 1 S: 9	L: 0 LOB: 1 BB: 1 P: 17	R: 1 H: 1 E: 0 K: 0 S: 7	L: 1 LOB: 0 BB: 0 P: 10	R: 0 H: 0 E: 0 K: 0 S: 6	L: 0 LOB: 0 BB: 0 P: 8		1B: 8 2B: 0 3B: 0 HR: 1	SF: 0 SAC: 0 DP: 1 HBP: 0	WP: 0 PB: 0 SB: 0 CS: 0
PITCHER Kane Davis, R ERA: 12.15 Brian Williams, R ERA: 7.75 Andrew Lorraine, L ERA: 6.31	IP: 4.1 WLS: L BF: 24 H: 8 R: 7 ER: 6 SO: 1 BB: 1 IBB: 0 HBP: 0 BLK: 0 WP: 0 HR: 0 S: 17 P: 28 ERA: 3.38 WHIP: 0.750															PITCHER				

Batter	1	2	3	4	5	6	7	8	9	AB	R	H	RBI	BB	SO	LOB	TOP								
Kenny Lofton, L OBP: 0.335, SLG: 0.388 (1, 8)	G3-1		P6		F8			G4-3		4	0	0	0	0	0	2	Cleveland Indians @ Kansas City Royals Kauffman Stadium, Kansas City, MO Thu Jun 29 2000, 7:05 PM CDT Att: 25,295 - Cloudy - 80 F								
Omar Vizquel, S OBP: 0.344, SLG: 0.350 (1, 6)	F7		F5		G1-6-3			L3		4	0	0	0	0	0	2									
Roberto Alomar, S OBP: 0.343, SLG: 0.436 (1, 4)	BB		F9					G4-3		2	0	0	0	2	0	0									
Jim Thome, L OBP: 0.372, SLG: 0.593 (1, 3)	BB				F7				K	3	0	1	0	1	1	0									
Travis Fryman, R OBP: 0.408, SLG: 0.552 (1, 5)	K									3	1	1	0	1	1	4									
Richie Sexson, R OBP: 0.310, SLG: 0.455 (1, 7)			K		F8				K	4	0	0	0	0	2	4									
Russell Branyan, L OBP: 0.347, SLG: 0.656 (1, 10)			K		F9					4	0	1	1	0	1	1									
Alex Ramirez, R OBP: 0.307, SLG: 0.440 (1, 9)										4	0	2	0	0	0	1									
Einar Diaz, R OBP: 0.327, SLG: 0.400 (1, 2)										2	0	0	0	1	1	1									
Inning Stats	R: 0 E: 0 K: 1 S: 9	H: 0 LOB: 2 BB: 2 P: 22	R: 0 E: 0 K: 3 S: 12	H: 1 LOB: 1 BB: 0 P: 19	R: 0 E: 0 K: 0 S: 8	H: 0 LOB: 0 BB: 0 P: 12	R: 0 E: 0 K: 0 S: 7	H: 1 LOB: 1 BB: 0 P: 10	R: 0 E: 0 K: 0 S: 9	H: 1 LOB: 1 BB: 1 P: 16	R: 0 E: 0 K: 0 S: 13	H: 1 LOB: 1 BB: 1 P: 19	R: 0 E: 0 K: 0 S: 6	H: 0 LOB: 0 BB: 0 P: 8	R: 0 E: 0 K: 0 S: 7	H: 0 LOB: 0 BB: 0 P: 8		R: 1 E: 0 K: 2 S: 12	H: 1 LOB: 1 BB: 1 P: 20	1B: 4 2B: 1 3B: 0 HR: 0	SF: 0 SAC: 0 DP: 2 HBP: 0	WP: 0 PB: 0 SB: 1 CS: 1	PA: 35		
PITCHER	IP	WLS	BF	H	R	ER	SO	BB	IBB	HBP	BLK	WP	HR	S	P	ERA	WHIP								
Chad Durbin, R ERA: 8.4 (1, 1)	8.2	W	34	5	1	1	6	5	0	0	0	0	0	81	132	1.04	1.154								
Ricky Bottalico, R ERA: 4.95 (9, 1)	0.1		1	0	0	0	0	0	0	0	0	0	0	2	2	0.00	0.000								

Batter	1	2	3	4	5	6	7	8	9	AB	R	H	RBI	BB	SO	LOB	BOTTOM									
Johnny Damon, L OBP: 0.346, SLG: 0.405 (1, 7)	BB			F9		P4				3	1	0	0	1	0	1	Cleveland Indians @ Kansas City Royals Kauffman Stadium, Kansas City, MO Thu Jun 29 2000, 7:05 PM CDT Att: 25,295 - Cloudy - 80 F									
Jeff Reboulet, R OBP: 0.396, SLG: 0.364 (1, 4)	BB			F9						2	1	0	0	2	0	0										
29 Mike Sweeney, R OBP: 0.408, SLG: 0.566 (1, 3)	BB									2	1	0	0	2	0	1										
Jermaine Dye, R OBP: 0.401, SLG: 0.636 (1, 9)	BB									2	0	0	1	2	1	1										
Mark Quinn, R OBP: 0.321, SLG: 0.444 (1, 10)										3	0	0	1	0	0	2										
Joe Randa, R OBP: 0.375, SLG: 0.472 (1, 5)										4	1	1	2	0	0	3										
Carlos Beltrán, S OBP: 0.322, SLG: 0.398 (1, 8)	K									4	2	3	2	0	1	1										
Jorge Fabregas, L OBP: 0.292, SLG: 0.244 (1, 2)										4	0	0	0	0	2	1										
Rey Sanchez, R OBP: 0.263, SLG: 0.294 (1, 6)										2	0	0	0	1	0	0										
Inning Stats	R: 3 E: 0 K: 1 S: 16	H: 0 LOB: 4 BB: 4 P: 36	R: 0 E: 0 K: 0 S: 6	H: 0 LOB: 0 BB: 0 P: 10	R: 0 E: 0 K: 1 S: 7	H: 0 LOB: 1 BB: 1 P: 14	R: 2 E: 0 K: 0 S: 14	H: 2 LOB: 1 BB: 1 P: 23	R: 0 E: 0 K: 0 S: 7	H: 0 LOB: 2 BB: 2 P: 18	R: 1 E: 0 K: 1 S: 8	H: 1 LOB: 0 BB: 0 P: 10	R: 0 E: 0 K: 0 S: 6	H: 0 LOB: 0 BB: 0 P: 7	R: 0 E: 0 K: 1 S: 11	H: 1 LOB: 1 BB: 0 P: 15		1B: 1 2B: 1 3B: 0 HR: 3	SF: 1 SAC: 0 DP: 1 HBP: 0	WP: 0 PB: 0 SB: 0 CS: 1	PA: 35					
PITCHER	IP	WLS	BF	H	R	ER	SO	BB	IBB	HBP	BLK	WP	HR	S	P	ERA	WHIP									
Bartolo Colon, R ERA: 4.42 (1, 1)	3.2	L	18	2	5	5	2	6	0	0	0	0	0	2	41	81	12.27	2.182								
Andrew Lorraine, L ERA: 6.16 (4, 1)	2.1		10	1	1	1	1	2	0	0	0	0	1	17	30	3.86	1.286									
Paul Shuey, R ERA: 2.65 (7, 1)	1.0		3	0	0	0	0	0	0	0	0	0	0	6	7	0.00	0.000									
Jamie Brewington, R ERA: 2.77 (8, 1)	1.0		4	1	0	0	1	0	0	0	0	0	0	11	15	0.00	1.000									

AB	30
R	1
H	5
RBI	1
BB	5
SO	6
LOB	15



Batter	1	2	3	4	5	6	7	8	9	AB	R	H	RBI	BB	SO	LOB	TOP										
Jay Canizaro, R OBP: 0.335, SLG: 0.415	1-2 G6-3	3-1 F7		2-2 L6		3-3 K		1-1 1B		5	0	1	0	0	1	2											
Midre Cummings, L OBP: 0.381, SLG: 0.480	2-2 HR		2-0 G4-3		2-1 HR	2-2 G6-3		2-1 1B		5	2	3	1	0	0	0											
Matt Lawton, L OBP: 0.443, SLG: 0.500	2-2 HR		2-1 G4-3		4-1 1B		1-0 HR	2-3 K		4	3	3	3	1	1	2											
Ron Coomer, R OBP: 0.343, SLG: 0.451	3-2 1B		1-1 G4-3		2-1 1B	0-2 G1-3			2-3 K	5	1	2	0	0	1	1											
Corey Koskie, L OBP: 0.401, SLG: 0.442	1-2 1B		0-0 B1-3		2-1 1B	1-0 G5-3		0-0 P5		5	0	3	1	0	0	1											
David Ortiz, L OBP: 0.351, SLG: 0.403	2-2 F7			2-2 E	2-1 G6-4-3	1-2 G5-3		4-0 BB		4	1	1	0	1	0	5											
Chad Moeller, R OBP: 0.345, SLG: 0.296	3-2 G3		0-0 E9	0-2 1B	3-2 1B	1-2 F8		0-3 K		5	0	2	1	0	1	4											
Jacque Jones, L OBP: 0.330, SLG: 0.502		3-2 G4-3		1-0 G2-3	0-2 G4-3			3-1 G3-1		4	0	0	0	0	0	2											
Cristian Guzman, S OBP: 0.308, SLG: 0.421		0-1 F8		0-1 F2		1-1 CS		0-0 G4-1		4	0	1	0	0	0	1											
Inning Stats	R: 2 H: 4 E: 0 K: 0 S: 23	H: 4 LOB: 2 BB: 0 P: 37	R: 0 H: 0 E: 0 K: 0 S: 9	H: 0 LOB: 0 BB: 0 P: 15	R: 0 H: 1 E: 0 K: 0 S: 6	H: 1 LOB: 1 BB: 0 P: 11	R: 1 H: 2 E: 1 K: 0 S: 10	H: 2 LOB: 1 BB: 0 P: 15	R: 3 H: 4 E: 0 K: 1 S: 17	H: 4 LOB: 1 BB: 1 P: 32	R: 0 H: 1 E: 0 K: 1 S: 8	H: 1 LOB: 0 BB: 0 P: 14	R: 1 H: 2 E: 0 K: 0 S: 9	H: 2 LOB: 1 BB: 0 P: 13	R: 0 H: 2 E: 0 K: 1 S: 10	H: 2 LOB: 2 BB: 0 P: 18	R: 0 H: 0 E: 0 K: 2 S: 8	H: 0 LOB: 1 BB: 1 P: 14	1B: 12 2B: 1 3B: 0 HR: 3	SF: 0 SAC: 0 DP: 1 HBP: 0	WP: 0 PB: 0 SB: 0 CS: 1	PA: 43					
PITCHER	IP	WLS	BF	H	R	ER	SO	BB	IBB	HBP	BLK	WP	HR	S	P	ERA	WHIP										
Jim Brower, R ERA: 4.89	4.0	L	23	10	6	5	0	1	0	0	0	0	2	55	95	11.25	2.750										
Brian Williams, R ERA: 7.23	3.2	15	6	1	1	1	1	0	0	0	0	0	1	34	55	2.46	1.636										
Justin Speier, R ERA: 1.57	0.1	1	0	0	0	1	0	0	0	0	0	0	0	3	5	0.00	0.000										
Steve Karsay, R ERA: 2.7	1.0	4	0	0	0	2	1	0	0	0	0	0	0	8	14	0.00	1.000										

Minnesota Twins @ Cleveland Indians
Jacobs Field, Cleveland, OH
Fri Jun 30 2000, 7:05 PM EDT
Att: 43,124 - Sunny - 74 F

AB 41
R 7
H 16
RBI 6
BB 2
SO 4
LOB 18



Batter	1	2	3	4	5	6	7	8	9	AB	R	H	RBI	BB	SO	LOB	BOTTOM										
Kenny Lofton, L OBP: 0.328, SLG: 0.379	2-1 F9		1-2 G4-3		2-3 K		3-3 K		2-3 K	5	0	0	0	0	3	2											
Omar Vizquel, S OBP: 0.344, SLG: 0.348	1-2 G4-6-3		2-0 G5-3		4-0 BB		3-2 F8		1-2 G6-3	4	0	1	0	1	0	1											
Roberto Alomar, S OBP: 0.345, SLG: 0.435	2-2 G4-6-3			2-1 BB	1-2 F8		4-1 BB			3	0	1	0	1	0	3											
Jim Thome, L OBP: 0.368, SLG: 0.585		1-2 F9		2-2 F8	2-3 K		1-1 G4-3			4	0	0	0	0	1	5											
Travis Fryman, R OBP: 0.406, SLG: 0.546		4-2 2B		2-3 K		0-1 G3		2-1 G5-3		3	1	0	0	1	1	1											
Richie Sexson, R OBP: 0.313, SLG: 0.457		3-1 2B		4-2 BB	1-2 BB		1-0 G5-3		1-1 F9	3	0	1	1	1	0	0											
Ricky Ledee, L OBP: 0.335, SLG: 0.418		3-2 F8		4-2 BB	1-2 BB		2-2 1B		0-0 F7	3	0	1	0	1	0	1											
Alex Ramirez, R OBP: 0.304, SLG: 0.466		2-0 G1-3		2-0 G5-3		1-1 F9			0-0 HR	4	1	1	1	0	0	5											
Sandy Alomar Jr., R OBP: 0.370, SLG: 0.461			3-2 F3		2-2 BB		1-0 BB		3-3 K	4	0	2	0	0	1	0											
Inning Stats	R: 0 H: 1 E: 0 K: 0 S: 11	H: 1 LOB: 0 BB: 0 P: 16	R: 1 H: 1 E: 0 K: 0 S: 16	H: 1 LOB: 1 BB: 1 P: 29	R: 0 H: 0 E: 0 K: 0 S: 10	H: 0 LOB: 0 BB: 0 P: 16	R: 0 H: 1 E: 0 K: 1 S: 15	H: 1 LOB: 3 BB: 2 P: 31	R: 0 H: 1 E: 0 K: 2 S: 13	H: 1 LOB: 2 BB: 1 P: 24	R: 0 H: 1 E: 0 K: 0 S: 8	H: 1 LOB: 1 BB: 0 P: 12	R: 0 H: 1 E: 0 K: 1 S: 10	H: 1 LOB: 2 BB: 1 P: 22	R: 0 H: 0 E: 0 K: 0 S: 5	H: 0 LOB: 0 BB: 0 P: 8	R: 1 H: 1 E: 0 K: 2 S: 11	H: 1 LOB: 0 BB: 0 P: 17	1B: 5 2B: 1 3B: 0 HR: 1	SF: 0 SAC: 0 DP: 1 HBP: 0	WP: 1 PB: 0 SB: 0 CS: 0	PA: 38					
PITCHER	IP	WLS	BF	H	R	ER	SO	BB	IBB	HBP	BLK	WP	HR	S	P	ERA	WHIP										
Mark Redman, L ERA: 4.56	5.0	W	22	4	1	1	3	4	0	0	0	0	0	65	116	1.80	1.600										
LaTroy Hawkins, R ERA: 3.97	4.0	S	16	3	1	1	3	1	0	0	0	0	1	34	59	2.25	1.000										

Minnesota Twins @ Cleveland Indians
Jacobs Field, Cleveland, OH
Fri Jun 30 2000, 7:05 PM EDT
Att: 43,124 - Sunny - 74 F

AB 33
R 2
H 7
RBI 2
BB 5
SO 6
LOB 18



Batter	1	2	3	4	5	6	7	8	9	AB	R	H	RBI	BB	SO	LOB	TOP	
Jay Canizaro, R OBP: 0.330, SLG: 0.410			G5-3				G5-3			4	1	1	0	0	1	2		
Denny Hocking, S OBP: 0.362, SLG: 0.418	G6-3			K		K		G4-3		4	0	0	0	0	2	1		
Midre Cummings, L OBP: 0.350, SLG: 0.455	G4-3			K				F7		4	0	1	1	0	1	0		
Ron Coomer, R OBP: 0.343, SLG: 0.456		G4-3		G4-3		F9		G5-3		4	0	0	0	0	0	1		
Butch Huskey, R OBP: 0.315, SLG: 0.361		K			P4			F9		4	0	1	0	0	1	0		
Matt Lawton, L OBP: 0.434, SLG: 0.488	G4-3				K	G5-3		F8		4	0	0	0	0	1	2		
Chad Moeller, R OBP: 0.333, SLG: 0.290			F8					F8		4	0	1	0	0	0	0		
Jason Maxwell, R OBP: 0.316, SLG: 0.338										2	0	2	0	1	0	0		
Cristian Guzman, S OBP: 0.310, SLG: 0.420			G4-3		L4			P4		3	0	0	0	0	0	4		
Inning Stats	R: 0 H: 0 E: 0 K: 1 S: 8	H: 0 R: 0 ER: 0 BB: 0 P: 12	R: 0 H: 0 E: 0 K: 1 S: 7	H: 1 R: 0 ER: 0 BB: 0 P: 11	R: 0 H: 1 E: 0 K: 0 S: 9	H: 0 R: 0 ER: 0 BB: 0 P: 12	R: 0 H: 1 E: 0 K: 1 S: 10	H: 3 R: 0 ER: 0 BB: 0 P: 18	R: 0 H: 1 E: 0 K: 0 S: 6	H: 0 R: 0 ER: 0 BB: 0 P: 11	R: 0 H: 0 E: 0 K: 0 S: 8	H: 0 R: 0 ER: 0 BB: 0 P: 13	1B: 5 2B: 1 3B: 0 HR: 0	SF: 0 SAC: 0 DP: 0 HBP: 0	WP: 0 PB: 0 SB: 0 CS: 0	PA: 34		
PITCHER	IP	WLS	BF	H	R	ER	SO	BB	IBB	HBP	BLK	WP	HR	S	P	ERA	WHIP	
Chuck Finley, L ERA: 3.82	7.0	W	28	6	1	1	6	1	0	0	0	0	0	61	96	1.29	1.000	
Justin Speier, R ERA: 1.44	2.0		6	0	0	0	0	0	0	0	0	0	0	16	24	0.00	0.000	

Minnesota Twins @ Cleveland Indians
Jacobs Field, Cleveland, OH
Sun Jul 02 2000, 1:05 PM EDT
Att: 43,181 - Cloudy - 82 F

AB 33
R 1
H 6
RBI 1
BB 1
SO 6
LOB 10

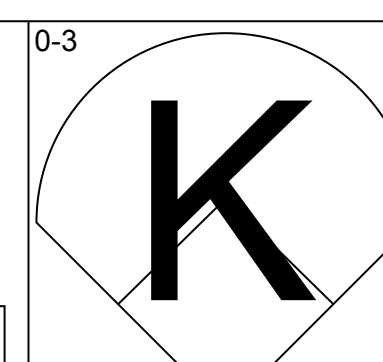
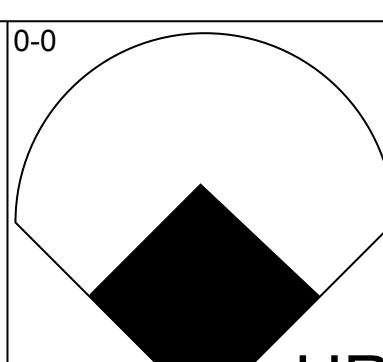
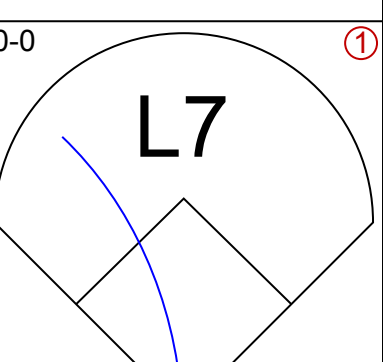
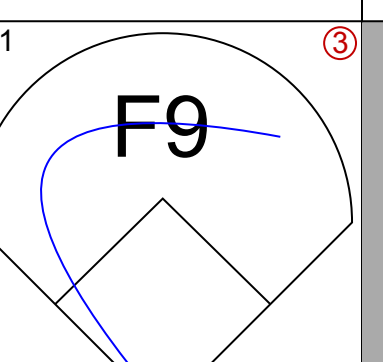
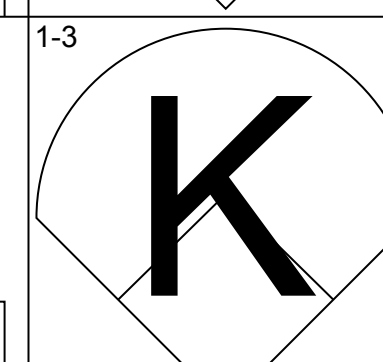
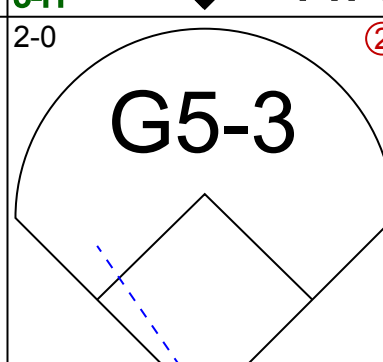
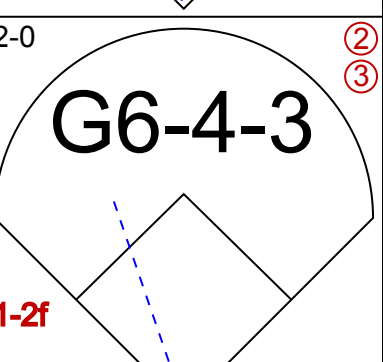
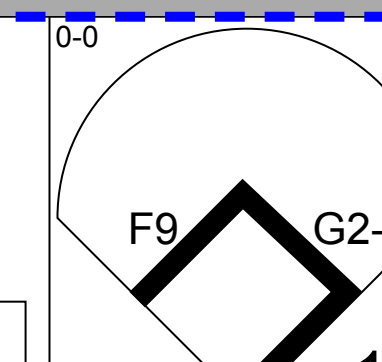
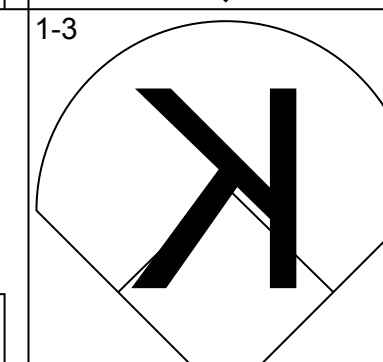
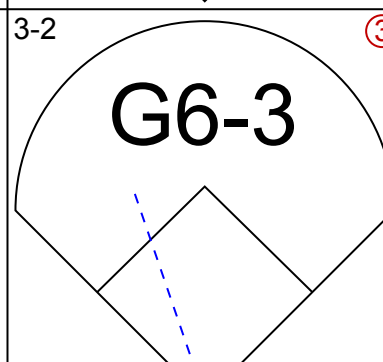
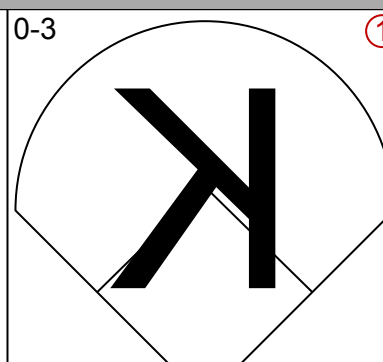
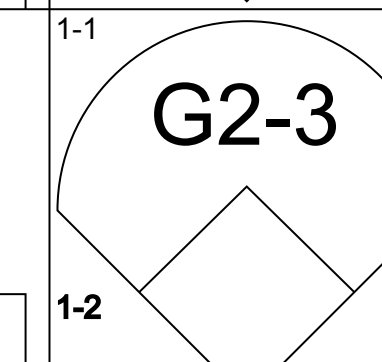
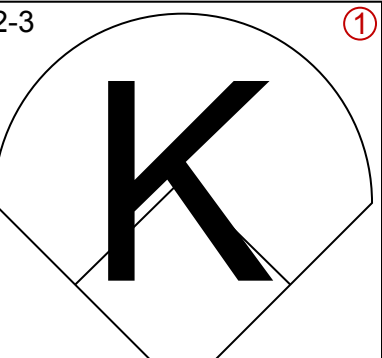
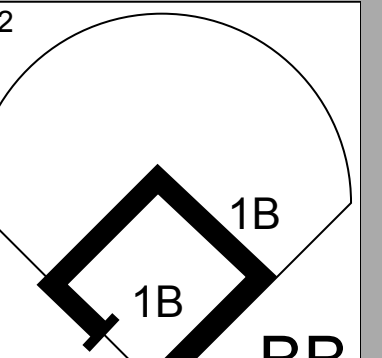
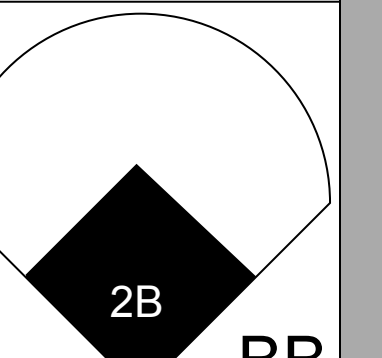
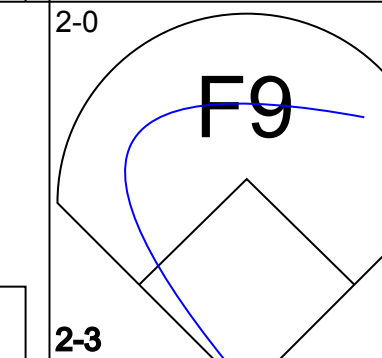
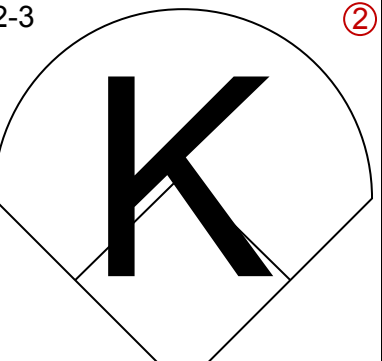
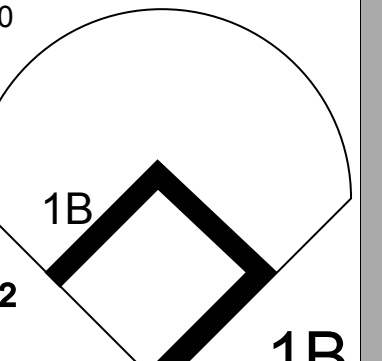
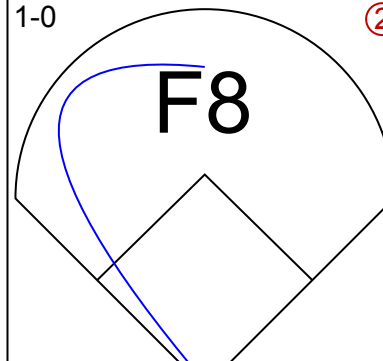
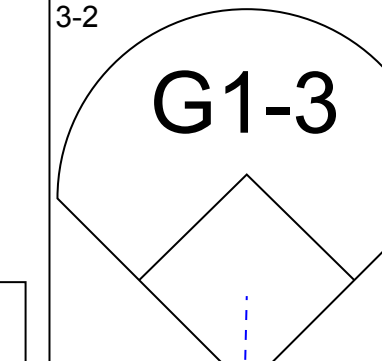
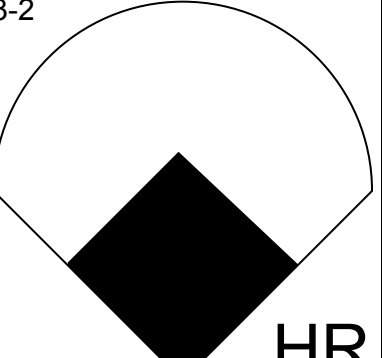
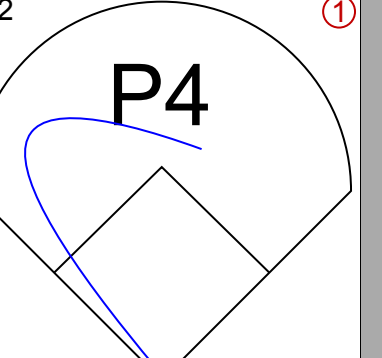
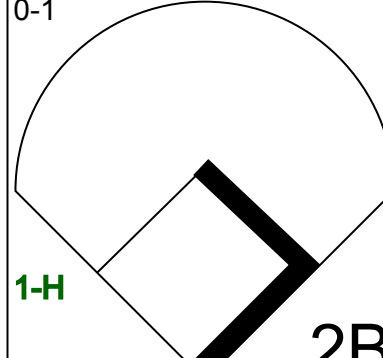
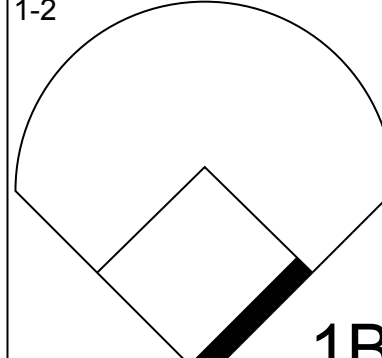
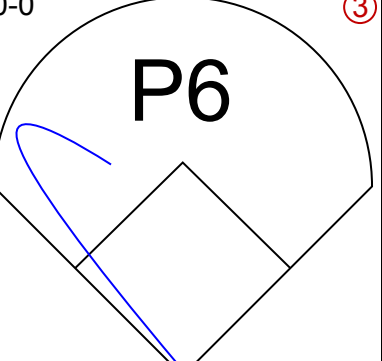

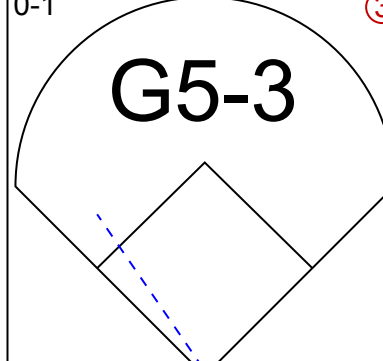
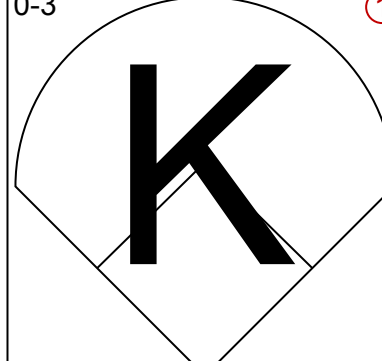
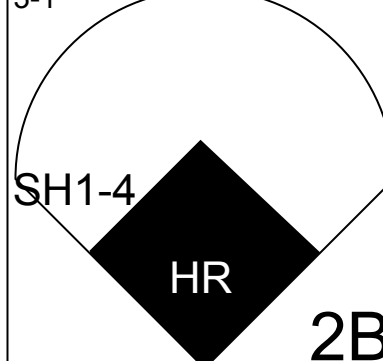
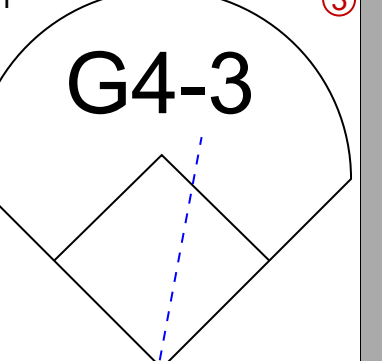
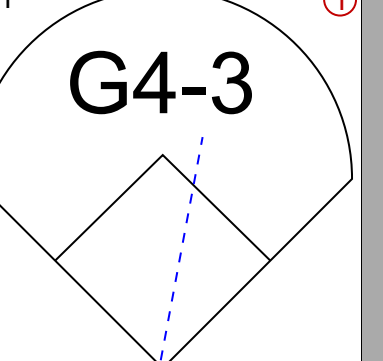
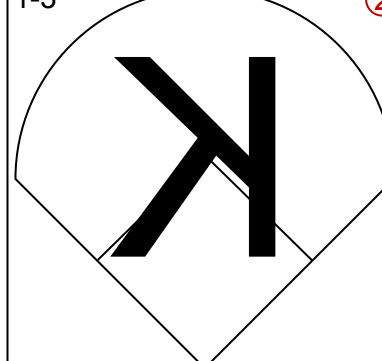
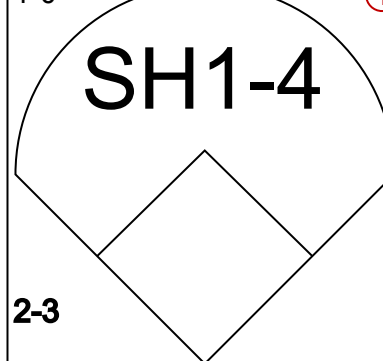
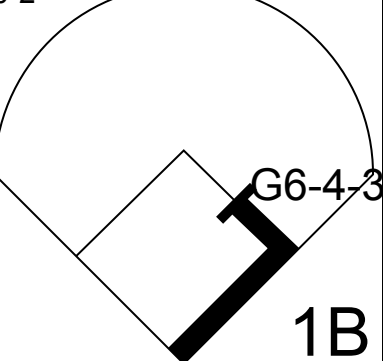
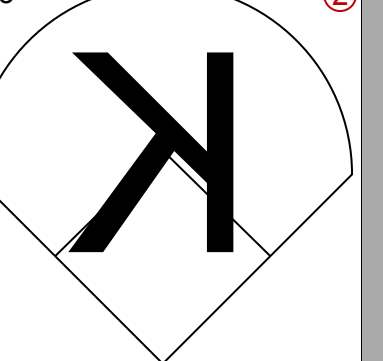
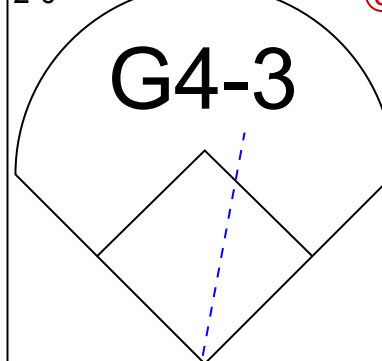


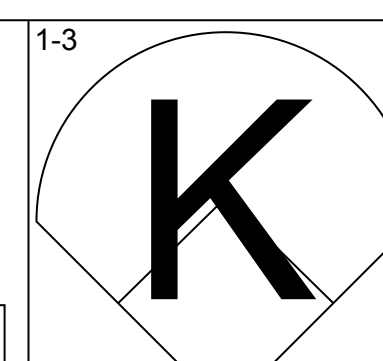
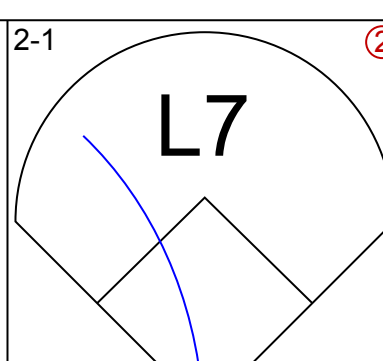
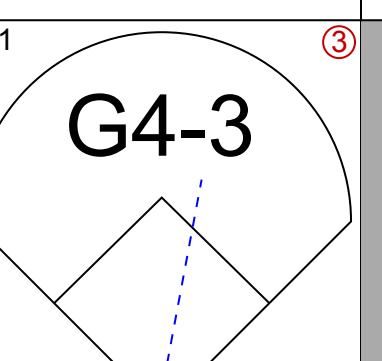
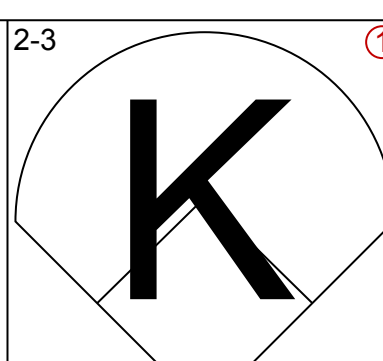
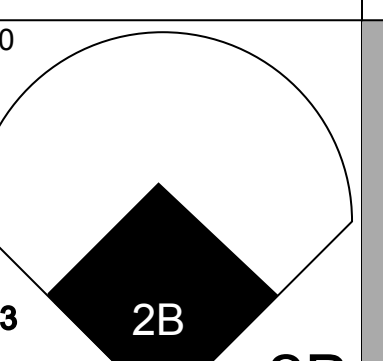
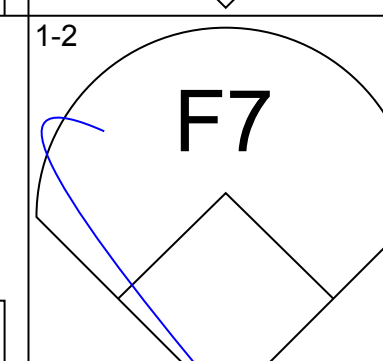
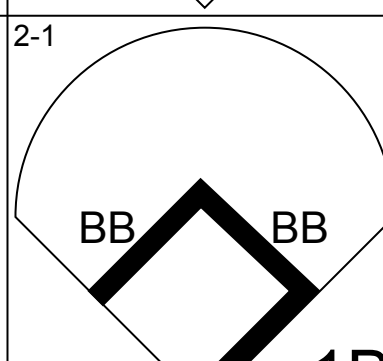
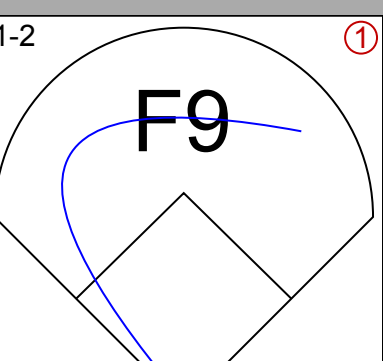
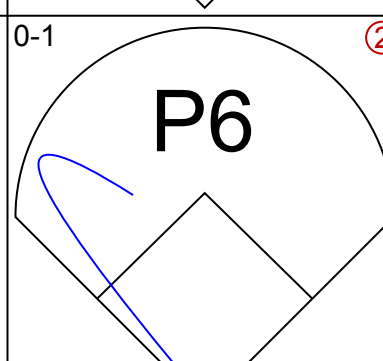
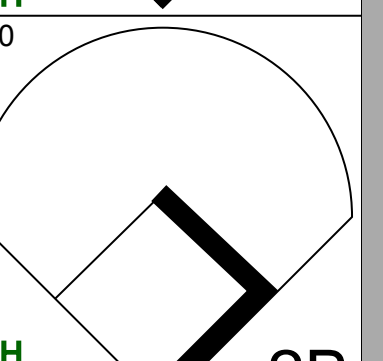
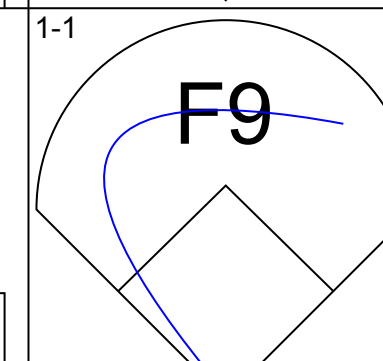
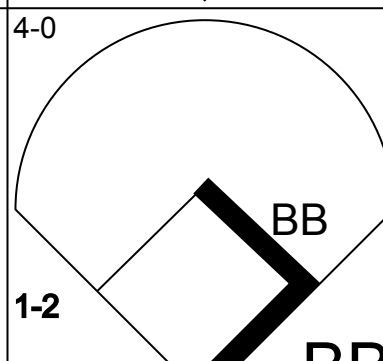
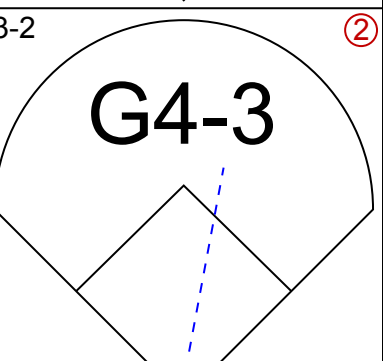
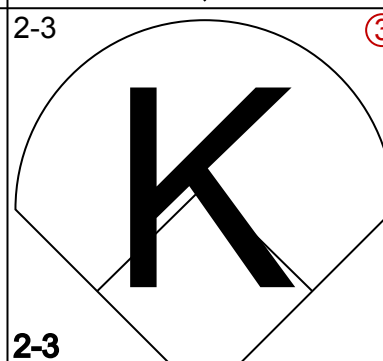
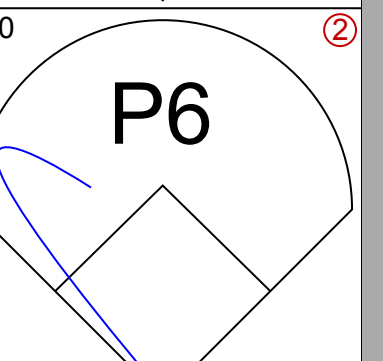
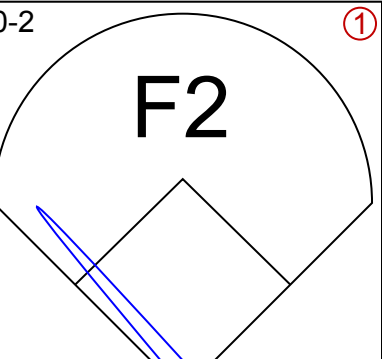


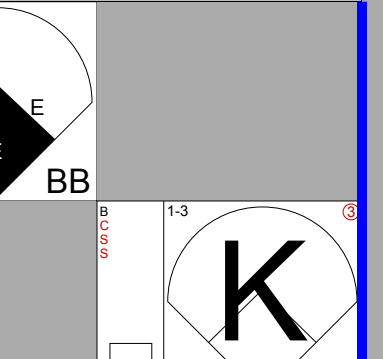
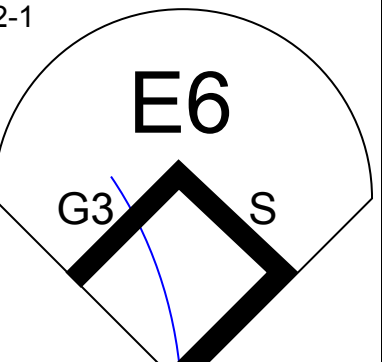
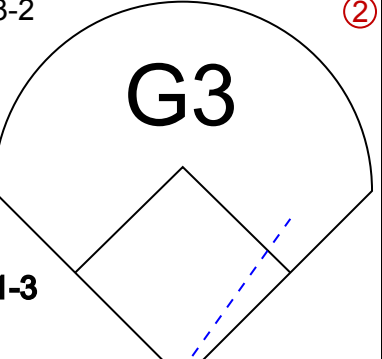


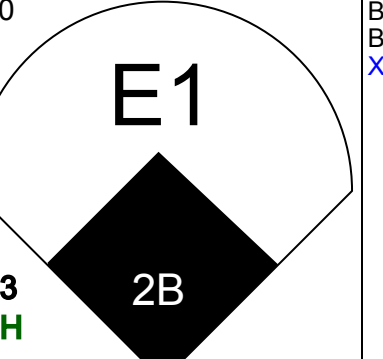
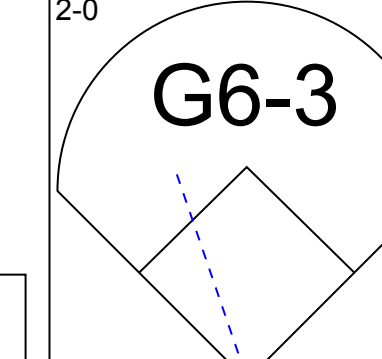
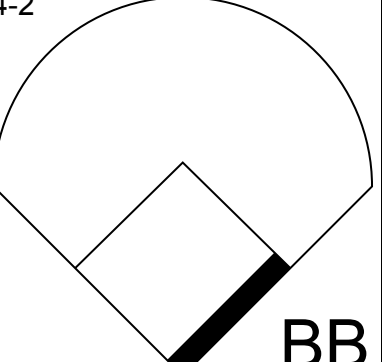

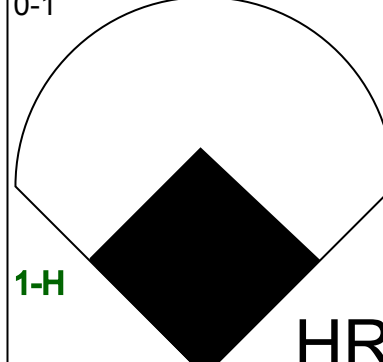
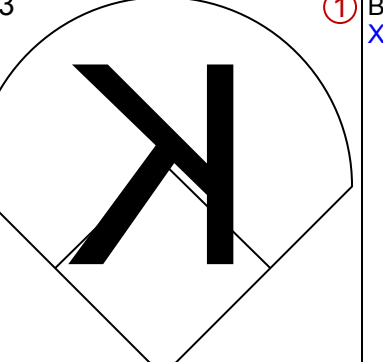
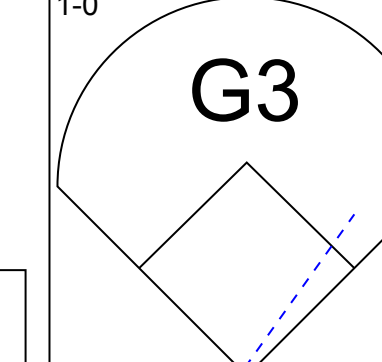
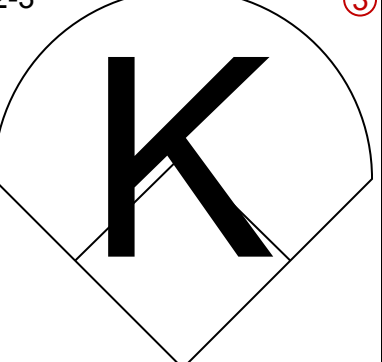
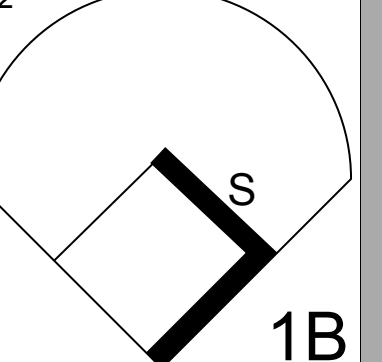
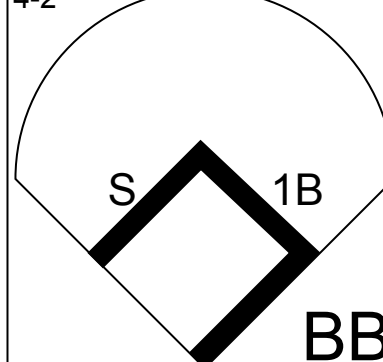
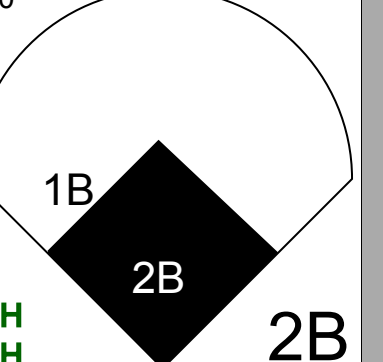


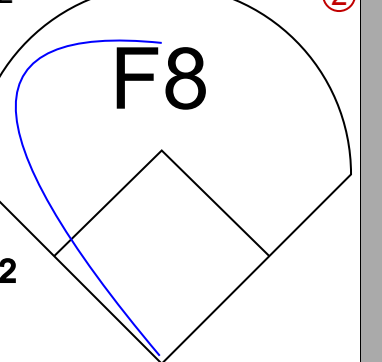
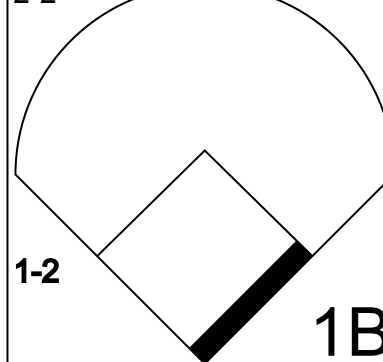
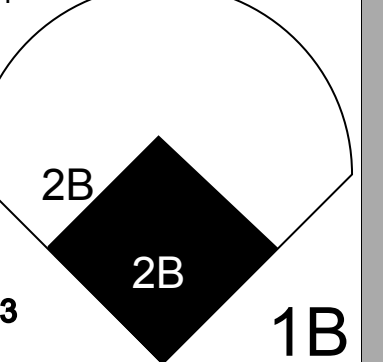
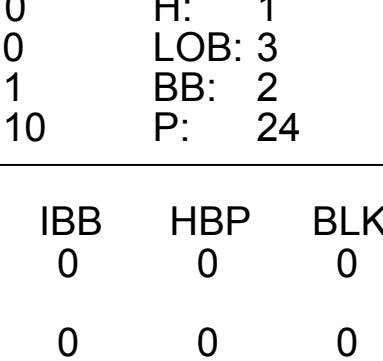
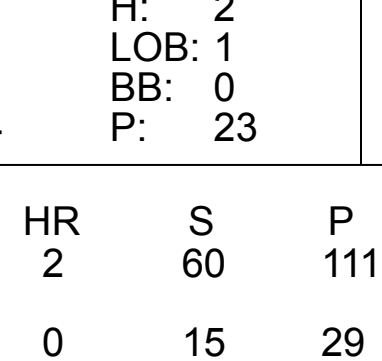
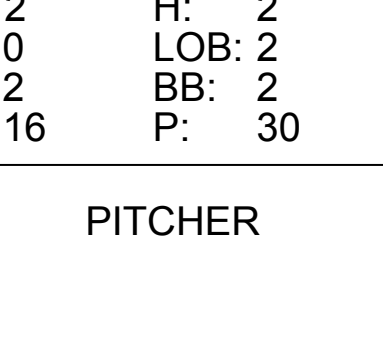
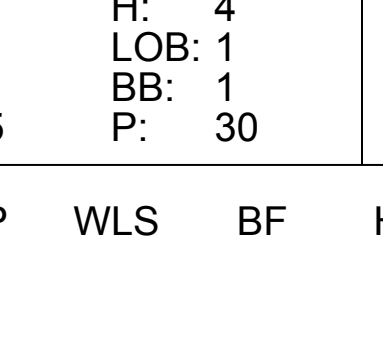
Batter	1	2	3	4	5	6	7	8	9	AB	R	H	RBI	BB	SO	LOB	BOTTOM	
Roberto Alomar, S OBP: 0.343, SLG: 0.429		G1-6-3		F8		L4				5	1	2	0	0	0	3		
Omar Vizquel, S OBP: 0.348, SLG: 0.356										4	1	2	2	0	0	0		
Jolbert Cabrera, R OBP: 0.271, SLG: 0.280		E4		L7				F8		1	0	0	0	0	0	1		
Ricky Ledee, L OBP: 0.335, SLG: 0.429										4	1	1	1	0	0	1		
Jim Thome, L OBP: 0.367, SLG: 0.576	SF9									2	1	1	1	1	0	0		
Richie Sexson, R OBP: 0.314, SLG: 0.451										2	1	1	0	2	0	1		
Enrique Wilson, S OBP: 0.379, SLG: 0.486										4	0	2	2	0	1	2		
Russell Branyan, L OBP: 0.354, SLG: 0.623	F8									2	1	0	0	1	0	4		
Alex Ramirez, R OBP: 0.301, SLG: 0.461				P6						1	0	0	0	0	0	1		
Kenny Lofton, L OBP: 0.333, SLG: 0.385	F7									3	1	1	1	1	0	2		
Einar Diaz, R OBP: 0.327, SLG: 0.399										3	0	1	0	0	1	2		
Inning Stats	R: 3 H: 5 E: 0 K: 0 S: 20	H: 1 R: 0 ER: 1 BB: 0 P: 13	R: 2 H: 2 E: 0 K: 0 S: 9	H: 2 R: 0 ER: 0 BB: 2 P: 21	R: 0 H: 0 E: 0 K: 0 S: 8	H: 0 R: 0 ER: 0 BB: 0 P: 10	R: 0 H: 0 E: 0 K: 0 S: 4	H: 1 R: 0 ER: 0 BB: 2 P: 23	R: 0 H: 1 E: 0 K: 1 S: 12	R: 0 H: 1 E: 0 K: 1 S: 10	1B: 11 2B: 0 3B: 0 HR: 0	SF: 1 SAC: 1 DP: 2 HBP: 0	WP: 0 PB: 0 SB: 0 CS: 0	PA: 38				
PITCHER	IP	WLS	BF	H	R	ER	SO	BB	IBB	HBP	BLK	WP	HR	S	P	ERA	WHIP	
Joe Mays, R ERA: 5.63	3.0	L	18	8	5	5	0	2	0	0	0	0	0	16	34	7.71	1.286	
Johan Santana, L ERA: 7.31	2.1		9	0	2	2	1	3	0	0	0	0	0	17	27	0.00	1.200	
Travis Miller, L ERA: 2.63	1.2		7	2	0	0	1	0	0	0	0	0	0	10	14	0.00	1.000	
Hector Carrasco, R ERA: 4.85	1.0		4	1	0	0	1	0	0	0	0	0	0	10	14	0.00	1.000	

Minnesota Twins @ Cleveland Indians
Jacobs Field, Cleveland, OH
Sun Jul 02 2000, 1:05 PM EDT
Att: 43,181 - Cloudy - 82 F

AB 31
R 7
H 11
RBI 7
BB 5
SO 2
LOB 17



Batter	1	2	3	4	5	6	7	8	9	AB	R	H	RBI	BB	SO	LOB	TOP					
Shannon Stewart, R (1, 7) OBP: 0.370, SLG: 0.566										4	1	1	2	0	1	1	Toronto Blue Jays @ Cleveland Indians Jacobs Field, Cleveland, OH Tue Jul 04 2000, 1:05 PM EDT Att: 43,222 - Cloudy - 70 F					
Homer Bush, R (1, 4) OBP: 0.244, SLG: 0.224										4	0	1	0	0	1	1						
Raul Mondesi, R (1, 9) OBP: 0.330, SLG: 0.528										4	0	0	0	0	2	1						
Carlos Delgado, L (1, 3) OBP: 0.463, SLG: 0.704										2	1	0	0	2	1	1						
Brad Fullmer, L (1, 10) OBP: 0.363, SLG: 0.551										4	0	1	0	0	1	2						
Tony Batista, R (1, 5) OBP: 0.325, SLG: 0.580										4	1	3	2	0	0	2						
Darrin Fletcher, L (1, 2) OBP: 0.361, SLG: 0.556										4	0	1	0	0	1	2						
José Cruz Jr., S (1, 8) OBP: 0.316, SLG: 0.464										4	1	1	0	0	1	3						
Chris Woodward, R (1, 6) OBP: 0.260, SLG: 0.386										2	0	1	0	0	1	0						
Todd Greene, R (9, PH) OBP: 0.333, SLG: 0.533										1	0	0	0	0	0	1						
Inning Stats	R: 0 E: 0 K: 3 S: 13	H: 0 LOB: 0 BB: 0 P: 15	R: 1 E: 0 K: 2 S: 10	H: 1 LOB: 0 BB: 0 P: 17	R: 2 E: 0 K: 0 S: 10	H: 2 LOB: 2 BB: 0 P: 19	R: 0 E: 0 K: 0 S: 11	H: 2 LOB: 2 BB: 1 P: 23	R: 0 E: 0 K: 1 S: 8	H: 1 LOB: 0 BB: 0 P: 10	R: 1 E: 0 K: 1 S: 10	H: 1 LOB: 1 BB: 1 P: 15	R: 0 E: 0 K: 1 S: 7	H: 0 LOB: 0 BB: 0 P: 12	R: 0 E: 0 K: 0 S: 9	H: 1 LOB: 1 BB: 0 P: 15	R: 0 E: 0 K: 2 S: 10	H: 1 LOB: 1 BB: 0 P: 14	1B: 5 2B: 2 3B: 0 HR: 2	SF: 0 SAC: 1 DP: 1 HBP: 0	WP: 0 PB: 0 SB: 0 CS: 0	PA: 36
PITCHER	IP	WLS	BF	H	R	ER	SO	BB	IBB	HBP	BLK	WP	HR	S	P	ERA	WHIP					
Bartolo Colon, R (1, 1) ERA: 4.48	7.0	W	28	7	4	4	7	2	0	0	0	0	2	69	111	5.14	1.286					
Paul Shuey, R (8, 1) ERA: 2.59	1.0		4	1	0	0	0	0	0	0	0	0	0	9	15	0.00	1.000					
Steve Karsay, R (9, 1) ERA: 3.2	1.0		4	1	0	0	2	0	0	0	0	0	0	10	14	0.00	1.000					

Batter	1	2	3	4	5	6	7	8	9	AB	R	H	RBI	BB	SO	LOB	BOTTOM				
Roberto Alomar, S (1, 4) OBP: 0.341, SLG: 0.429										5	1	1	1	0	2	3	Toronto Blue Jays @ Cleveland Indians Jacobs Field, Cleveland, OH Tue Jul 04 2000, 1:05 PM EDT Att: 43,222 - Cloudy - 70 F				
Omar Vizquel, S (1, 6) OBP: 0.348, SLG: 0.360										5	0	2	2	0	0	2					
Ricky Ledee, L (1, 9) OBP: 0.332, SLG: 0.420										4	0	0	0	1	1	3					
Jim Thome, L (1, 3) OBP: 0.370, SLG: 0.571										2	1	0	0	3	1	1					
Jolbert Cabrera, R (8, 7) OBP: 0.271, SLG: 0.280										0	0	0	0	0	0	0					
Richie Sexson, R (1, 7) OBP: 0.309, SLG: 0.443 (8, 3)										5	1	0	0	0	3	5					
Enrique Wilson, S (1, 5) OBP: 0.372, SLG: 0.469										4	2	0	0	1	0	2					
Russell Branyan, L (1, 10) OBP: 0.368, SLG: 0.699										4	2	2	3	1	1	2					
Kenny Lofton, L (1, 8) OBP: 0.340, SLG: 0.393										3	1	2	2	1	1	2					
Sandy Alomar Jr., R (1, 2) OBP: 0.362, SLG: 0.447										4	1	2	0	0	0	1					
Inning Stats	R: 0 E: 0 K: 1 S: 9	H: 0 LOB: 0 BB: 0 P: 12	R: 0 E: 1 K: 1 S: 14	H: 0 LOB: 1 BB: 1 P: 25	R: 0 E: 0 K: 1 S: 10	H: 1 LOB: 2 BB: 2 P: 24	R: 1 E: 0 K: 0 S: 14	H: 2 LOB: 1 BB: 0 P: 23	R: 0 E: 0 K: 1 S: 11	H: 0 LOB: 1 BB: 1 P: 21	R: 2 E: 0 K: 2 S: 16	H: 2 LOB: 2 BB: 2 P: 30	R: 6 E: 2 K: 2 S: 15	H: 4 LOB: 1 BB: 1 P: 30	R: 0 E: 0 K: 1 S: 5	H: 0 LOB: 0 BB: 0 P: 8	1B: 4 2B: 3 3B: 0 HR: 2	SF: 0 SAC: 0 DP: 0 HBP: 0	WP: 0 PB: 0 SB: 3 CS: 0	PA: 43	
PITCHER	IP	WLS	BF	H	R	ER	SO	BB	IBB	HBP	BLK	WP	HR	S	P	ERA	WHIP				
Frank Castillo, R (1, 1) ERA: 4.29	5.0		25	4	3	3	4	5	0	0	0	0	2	60	111	5.40	1.800				
Lance Painter, L (6, 1) ERA: 4.34	1.0		6	1	1	1	2	2	0	0	0	0	0	15	29	9.00	3.000				
John Frascatore, R (7, 1) ERA: 7.22	0.0	L	2	0	0	0	0	0	0	0	0	0	0	2	3	∞	∞				
Pedro Borbon, L (7, 1) ERA: 4.39	1.0		7	4	5	1	2	0	0	0	0	0	0	12	22	9.00	4.000				
Matt DeWitt, R (8, 1) ERA: 6.97	1.0		3	0	0	0	1	0	0	0	0	0	0	5	8	0.00	0.000				

Batter	1	2	3	4	5	6	7	8	9	AB	R	H	RBI	BB	SO	LOB	TOP										
Shannon Stewart, R (1, 7) OBP: 0.379, SLG: 0.567	1-1 FC6-4 1B		3-2 2B 1B	0-0 FC6-4 1B		2-2 S 2B 1B	0-0 SF8		1-2 F8	5	2	4	2	0	0	0											
Alex Gonzalez, R (1, 6) OBP: 0.306, SLG: 0.378	2-2 FC6-4		1-3 K	1-2 2-3 3-H K		0-0 P4	2-3 K		2-2 G5-3	3	0	0	0	0	2	6											
Marty Cordova, R (6, FH) OBP: 0.331, SLG: 0.355	1-2 BB									1	0	0	0	0	0	1											
Chris Woodward, R (6, 6) OBP: 0.253, SLG: 0.375										2	0	0	0	0	1	2											
Raul Mondesi, R (1, 9) OBP: 0.332, SLG: 0.526	3-3 K		0-0 1B 2B	2-2 FC6-4		4-0 2B BB		0-0 G3 1B		4	3	2	1	1	1	4											
Carlos Delgado, L (1, 3) OBP: 0.472, SLG: 0.710	4-2 BB		2-0 G4-6-3 1B		3-2 2B	2-0 2B		1-1 G3		4	0	3	4	1	0	1											
Brad Fullmer, L (1, 10) OBP: 0.364, SLG: 0.543	2-2 G4-3		2-1 G4-6-3		0-0 F7	0-0 F8		1-2 FC5-4 1B		5	0	1	1	0	0	5											
Tony Batista, R (1, 5) OBP: 0.231, SLG: 0.578		1-3 K		1-0 BB 1B	0-0 F5		1-1 PB SF8 2B	1-0 FC5-4		5	2	2	0	0	1	2											
Darrin Fletcher, L (1, 2) OBP: 0.368, SLG: 0.548		0-0 P6		3-1 1B BB 1B	4-1 BB		1-2 BB HBP	2-1 F9		3	0	1	0	1	0	1											
José Cruz Jr., S (1, 8) OBP: 0.318, SLG: 0.470		0-0 G4-3		4-1 1B BB	0-0 F8		2-3 K		2-2 HR	4	1	1	1	1	1	4											
Homer Bush, R (1, 4) OBP: 0.258, SLG: 0.230			2-2 1B 2B 1B	1-3 K		0-0 G5-3	4-2 BB	2-1 F9		4	1	1	0	1	1	3											
Inning Stats	R: 0 E: 0 K: 1 S: 15	H: 1 LOB: 2 BB: 1 P: 27	R: 0 E: 0 K: 1 S: 5	H: 0 LOB: 0 BB: 0 P: 6	R: 3 E: 0 K: 1 S: 13	H: 4 LOB: 0 BB: 0 P: 23	R: 1 E: 0 K: 2 S: 16	H: 3 LOB: 3 BB: 1 P: 29	R: 0 E: 0 K: 0 S: 7	H: 1 LOB: 2 BB: 1 P: 14	R: 2 E: 0 K: 0 S: 7	H: 2 LOB: 1 BB: 1 P: 15	R: 1 E: 0 K: 2 S: 22	H: 1 LOB: 2 BB: 1 P: 32	R: 1 E: 0 K: 0 S: 9	H: 2 LOB: 1 BB: 0 P: 14	R: 1 E: 0 K: 0 S: 14	H: 1 LOB: 0 BB: 0 P: 21	1B: 10 2B: 4 3B: 0 HR: 1	SF: 1 SAC: 0 DP: 1 HBP: 1	WP: 0 PB: 1 SB: 1 CS: 0	PA: 47					
PITCHER	IP	WLS	BF	H	R	ER	SO	BB	IBB	HBP	BLK	WP	HR	S	P	ERA	WHIP										
Dave Burba, R (1, 1) ERA: 5.63	5.2	L	30	10	6	6	5	4	0	0	0	0	0	61	110	9.53	2.471										
Andrew Lorraine, L (6, 1) ERA: 5.9	0.1		2	1	0	0	0	0	0	0	0	0	0	2	4	0.00	3.000										
Justin Speier, R (7, 1) ERA: 2.0	2.0		11	3	2	2	2	1	0	1	0	0	0	31	46	9.00	2.000										
Steve Reed, R (9, 1) ERA: 5.86	1.0		4	1	1	1	0	0	0	0	0	0	1	14	21	9.00	1.000										

Toronto Blue Jays @ Cleveland Indians
 Jacobs Field, Cleveland, OH
 Thu Jul 06 2000, 7:05 PM EDT
 Att. 43,237 - Overcast - 72 F

AB	40
R	9
H	15
RBI	9
BB	5
SO	7
LOB	29



Batter	1	2	3	4	5	6	7	8	9	AB	R	H	RBI	BB	SO	LOB	BOTTOM										
Roberto Alomar, S (1, 4) OBP: 0.334, SLG: 0.418	3-3 K		0-1 F8	0-2 G4-3		2-2 P4	1-1 F6			5	0	0	0	0	1	2											
Omar Vizquel, S (1, 6) OBP: 0.350, SLG: 0.359	2-1 G5-3		0-2 2B 1B		0-1 G6-3	0-0 S 1B		0-1 S BB 1B		5	1	3	0	0	0	0											
Ricky Ledee, L (1, 7) OBP: 0.343, SLG: 0.428	2-1 1B		2-1 2B		1-0 F9	4-2 BB		2-0 F7		4	1	2	1	1	0	1											
Jim Thome, L (1, 3) OBP: 0.380, SLG: 0.582	0-3 K		0-1 2B		0-0 1B 2B	1-1 G3		4-2 BB		4	1	2	1	1	1	3											
Travis Fryman, R (1, 5) OBP: 0.402, SLG: 0.537		2-3 K	2-3 K		2-2 1B		1-3 K	3-2 F9		5	0	1	1	0	3	3											
Russell Brannan, L (1, 10) OBP: 0.389, SLG: 0.722		3-1 F7	4-1 BB		2-0 F8		1-1 HR	1-3 K		2	0	0	0	1	0	1											
Richie Sexson, R (7, FH) OBP: 0.310, SLG: 0.454										2	1	1	1	0	1	2											
Sandy Alomar Jr., R (1, 2) OBP: 0.364, SLG: 0.444		1-1 FC6-4 1B	2-3 K			0-1 L9	1-0 1B		1-2 G4-3	5	0	2	0	0	1	2											
Kenny Lofton, L (1, 8) OBP: 0.345, SLG: 0.414		0-0 FC6-4 1B		2-2 P6		3-2 HR 3B	1-0 F8		2-0 G5-3	5	1	2	0	0	0	1											
Alex Ramirez, R (1, 9) OBP: 0.320, SLG: 0.490		1-0 FC6-4		0-2 G5-3		1-0 HR	3-0 1B		2-3 K	5	1	2	2	0	1	2											
Inning Stats	R: 0 E: 0 K: 2 S: 10	H: 1 LOB: 1 BB: 0 P: 17	R: 0 E: 0 K: 1 S: 10	H: 2 LOB: 2 BB: 0 P: 17	R: 2 E: 0 K: 2 S: 19	H: 3 LOB: 1 BB: 1 P: 29	R: 0 E: 0 K: 0 S: 9	H: 0 LOB: 0 BB: 0 P: 11	R: 1 E: 0 K: 0 S: 8	H: 2 LOB: 1 BB: 0 P: 13	R: 2 E: 0 K: 0 S: 16	H: 3 LOB: 2 BB: 1 P: 27	R: 1 E: 0 K: 1 S: 10	H: 3 LOB: 3 BB: 0 P: 18	R: 0 E: 0 K: 1 S: 15	H: 1 LOB: 2 BB: 1 P: 25	R: 0 E: 0 K: 1 S: 8	H: 0 LOB: 0 BB: 0 P: 13	1B: 9 2B: 3 3B: 1 HR: 2	SF: 0 SAC: 0 DP: 0 HBP: 0	WP: 0 PB: 0 SB: 2 CS: 0	PA: 45					
PITCHER	IP	WLS	BF	H	R	ER	SO	BB	IBB	HBP	BLK	WP	HR	S	P	ERA	WHIP										
Chris Carpenter, R (1, 1) ERA: 6.13	5.2		29	11	5	5	5	1	0	0	0	0	0	8	14	0.00	1.500										
Pedro Borbon, L (6, 1) ERA: 4.29	0.2	H	3	0	0	0	1	1	0	0	0	0	0	8	14	0.00	1.500										
John Frascatore, R (7, 1) ERA: 7.32	0.2	H	5	3	1	1	0	0	0	0	0	0	1	7	14	13.50	4.500										
Billy Koch, R (8, 1) ERA: 2.86	2.0	S	8	1	0	0	2	1	0	0	0	0	0	23	38	0.00	1.000										

Toronto Blue Jays @ Cleveland Indians
 Jacobs Field, Cleveland, OH
 Thu Jul 06 2000, 7:05 PM EDT
 Att. 43,237 - Overcast - 72 F

AB	42
R	6
H	15
RBI	6
BB	3
SO	8
LOB	17




Batter	1	2	3	4	5	6	7	8	9	AB	R	H	RBI	BB	SO	LOB	TOP				
Roberto Alomar, S (1,4) OBP: 0.335, SLG: 0.416	1-2 F8		4-2 BB BB		0-1 G4-3		0-3 K		1-2 DI 2B 1B	4	1	1	0	1	1	0	Cleveland Indians @ Cincinnati Reds Cinergy Field, Cincinnati, OH Fri Jul 07 2000, 7:35 PM EDT Att: 53,509 - Sunny - 77 F				
Omar Vizquel, S (1,6) OBP: 0.348, SLG: 0.358 Jim Thome, L (9, PH) OBP: 0.379, SLG: 0.580	1-2 P6		0-3 K		1-2 1B 1B		1-2 F5		0-1 F7	4	0	1	0	0	1	2					
Travis Fryman, R (1,5) OBP: 0.412, SLG: 0.541	0-0 1B		4-1 BB		1-0 1B		4-0 BB		4-0 2B BB	2	0	2	0	3	0	0					
Richie Sexson, R (1,3) OBP: 0.307, SLG: 0.447 Russell Branyan, L (9, PH) OBP: 0.396, SLG: 0.738	3-2 G5-3		2-3 K		0-3 K		1-3 K		2-2 2B	4	0	0	0	0	3	7					
Sandy Alomar Jr., R (1,2) OBP: 0.356, SLG: 0.433		0-3 K		0-0 P4	1-1 G3-1				0-1 G4-3	4	0	0	0	0	1	2					
Ricky Ledee, L (1,7) OBP: 0.337, SLG: 0.420		3-1 G4-3		1-2 G4-3		1-0 F8		0-1 E3 WP	4	0	0	0	0	0	0	0					
Alex Ramirez, R (1,9) OBP: 0.327, SLG: 0.510		0-0 G6-3		1-1 2B		0-2 2B		3-2 F8	4	0	2	0	0	0	1						
Kenny Lofton, L (1,8) OBP: 0.348, SLG: 0.413			2-2 BB BB 1B	4-0 IBB		3-2 F8		1-2 G6-3	3	0	1	0	1	0	2						
Chuck Finley, L (1,1) Paul Shuey, R (8,1) Enrique Wilson, S (9, PH) OBP: 0.369, SLG: 0.465			0-3 K	0-0 L4		1-0 G4-3			2-2 G5-3	3	0	0	0	0	1	4	C				
Inning Stats	R: 0 E: 0 K: 0 S: 12	H: 1 LOB: 1 BB: 0 P: 17	R: 0 E: 0 K: 1 S: 6	H: 0 LOB: 0 BB: 0 P: 9	R: 0 E: 0 K: 3 S: 24	H: 1 LOB: 3 BB: 2 P: 36	R: 0 E: 0 K: 0 S: 7	H: 1 LOB: 2 BB: 1 P: 13	R: 0 E: 0 K: 1 S: 11	H: 2 LOB: 2 BB: 0 P: 14	R: 0 E: 0 K: 2 S: 10	H: 0 LOB: 1 BB: 1 P: 16	R: 0 E: 1 K: 0 S: 14	H: 0 LOB: 1 BB: 0 P: 18	R: 1 E: 0 K: 0 S: 11	H: 2 LOB: 2 BB: 1 P: 20		1B: 5 2B: 3 3B: 0 HR: 0	SF: 0 SAC: 0 DP: 0 HBP: 0	WP: 1 PB: 0 SB: 0 CS: 0	PA: 40
PITCHER	IP WLS BF H R ER SO BB IBB HBP BLK WP HR S P ERA WHIP																				
Denny Neagle, L (1,1) ERA: 3.52	8.0 W 35 6 0 0 7 3 1 0 0 1 0 93 137 0.00 1.125																				
Danny Graves, R (9,1) ERA: 2.03	1.0 S 5 2 1 1 0 1 0 0 0 0 0 0 11 20 9.00 3.000																				

Batter	1	2	3	4	5	6	7	8	9	AB	R	H	RBI	BB	SO	LOB	BOTTOM				
Chris Stynes, R (1,5) OBP: 0.469, SLG: 0.667 Juan Castro, R (9,5) OBP: 0.261, SLG: 0.385	2-3 K		2-0 HR			4-2 BB 1B BB	4-1 FC4-6 BB			2	1	1	1	2	1	0	Cleveland Indians @ Cincinnati Reds Cinergy Field, Cincinnati, OH Fri Jul 07 2000, 7:35 PM EDT Att: 53,509 - Sunny - 77 F				
Barry Larkin, R (1,6) OBP: 0.391, SLG: 0.510	2-0 G3 2B		4-0 BB			3-1 F9	0-2 FC4-6			3	0	1	0	1	0	3					
Ken Griffey Jr., L (1,8) OBP: 0.383, SLG: 0.529	1-0 G3		2-2 G4-3			0-0 F8		0-0 F9	4	0	0	0	0	0	3						
Dmitri Young, S (1,7) OBP: 0.327, SLG: 0.441 Danny Graves, R (9,1) OBP: 0.500, SLG: 2.000	0-0 G5-3			1-2 G4-6-3 1B		1-0 1B		1-0 G4-3	4	0	2	0	0	0	1						
Alex Ochoa, R (1,9) OBP: 0.398, SLG: 0.561		1-2 F8		2-3 K		4-2 BB		1-1 2B 1B	3	1	1	0	1	1	1						
Sean Casey, L (1,3) OBP: 0.335, SLG: 0.365		1-1 G4-3		1-1 G4-6-3		0-0 G4-3		1-0 FC6-4 1H 2B	4	0	1	1	0	0	4						
Benito Santiago, R (1,2) OBP: 0.286, SLG: 0.357		1-1 G6-3			2-0 G1-3		2-3 K	4-2 FC6-4 BB	3	0	0	0	1	1	0						
Pokey Reese, R (1,4) OBP: 0.330, SLG: 0.390			0-2 G6-3		2-1 F8		1-2 FC4-6 SH1-4 1B	0-1 FC6-4 1-2 2-3	4	0	1	0	0	0	2						
Denny Neagle, L (1,1) OBP: 0.231, SLG: 0.243 Michael Tucker, L (9,9) OBP: 0.381, SLG: 0.574			1-3 K		0-3 K2-3		1-0 SH1-4			2	0	0	0	0	2	0	REDS				
Inning Stats	R: 0 E: 0 K: 1 S: 7	H: 1 LOB: 1 BB: 0 P: 12	R: 0 E: 0 K: 0 S: 8	H: 0 LOB: 0 BB: 0 P: 11	R: 1 E: 0 K: 1 S: 11	H: 1 LOB: 1 BB: 1 P: 20	R: 0 E: 0 K: 1 S: 8	H: 1 LOB: 0 BB: 0 P: 12	R: 0 E: 0 K: 1 S: 6	H: 0 LOB: 0 BB: 0 P: 10	R: 0 E: 0 K: 0 S: 11	H: 1 LOB: 3 BB: 2 P: 23	R: 0 E: 0 K: 1 S: 12	H: 1 LOB: 2 BB: 1 P: 20	R: 1 E: 0 K: 0 S: 11	H: 2 LOB: 2 BB: 1 P: 18		1B: 4 2B: 2 3B: 0 HR: 1	SF: 0 SAC: 1 DP: 1 HBP: 0	WP: 0 PB: 0 SB: 0 CS: 0	PA: 35
PITCHER	IP WLS BF H R ER SO BB IBB HBP BLK WP HR S P ERA WHIP																				
Chuck Finley, L (1,1) ERA: 3.73	7.2 L 33 7 2 2 5 4 0 0 0 0 0 68 116 2.35 1.435																				
Paul Shuey, R (8,1) ERA: 2.55	0.1 2 0 0 0 0 1 0 0 0 0 0 6 10 0.00 3.000																				

Batter	1	2	3	4	5	6	7	8	9	AB	R	H	RBI	BB	SO	LOB	TOP
Roberto Alomar, S (1,4) OBP: 0.335, SLG: 0.418 Alex Ramirez, R (8,7) OBP: 0.333, SLG: 0.515	1-2 P6		2-2 2B		2-2 G3			2-1 2B E 1B		3	0	1	0	0	0	0	1 1 1 0 0 0 0
Omar Vizquel, S (1,6) OBP: 0.354, SLG: 0.384	0-1 HR		2-2 P6			0-0 HR		1-1 E4 SF9 2B		4	3	3	2	0	0	1	4 3 3 2 0 0 1
Ricky Ledee, L (1,7) OBP: 0.377, SLG: 0.414 Richie Sexson, R (8,3) OBP: 0.306, SLG: 0.447	2-1 G3		2-1 F8			3-2 F8		0-2 SF9		3	0	0	0	0	0	1	3 0 0 0 0 0 1 0 0 0 0 1 0 0 0
Jim Thome, L (1,3) OBP: 0.579 Jamie Brewington, R (8,1)	0-1 F8					0-2 G4-3		3-H 2-2 G3-1		4	0	1	0	0	0	0	4 0 1 0 0 0 0 0 0 0 0 0 0 0 0
Travis Fryman, R (1,5) OBP: 0.410, SLG: 0.539 Enrique Wilson, S (4,5) OBP: 0.360, SLG: 0.453		1-1 F8		1-3 K				3-2 G3-1		1	0	0	0	0	0	0	1 0 0 0 0 0 0 3 0 0 0 0 0 1 1
Russell Branyan, L (1,9) OBP: 0.380, SLG: 0.702		0-1 F4		2-3 K				0-1 L9		4	0	0	0	0	1	1	4 0 0 0 0 0 1 1
Kenny Lofton, L (1,8) OBP: 0.350, SLG: 0.426		1-2 HR		0-0 F7				1-1 F7		4	1	2	1	0	0	1	4 1 2 1 0 0 0 1
Einar Diaz, R (1,2) OBP: 0.325, SLG: 0.395		0-2 P1				1-3 K		1-0 F9		4	0	1	0	0	1	0	4 0 1 0 0 0 1 0
Kane Davis, R (1,1) Jim Brower, R (3,1) Andrew Lorraine, L (8,1) Steve Reed, R (7,1) Jolbert Cabrera, R (8,8) OBP: 0.324, SLG: 0.214				2-3 K		0-0 G3-1		1-0 P4		1	0	0	0	0	0	1	1 0 0 0 0 0 1 0 1 0 2 0 0 0 0 0 0 0 2
Inning Stats	R: 1 H: 1 E: 0 LOB: 0 K: 0 BB: 0 S: 9 P: 12	R: 1 H: 1 E: 0 LOB: 0 K: 0 BB: 0 S: 10 P: 12	R: 0 H: 1 E: 0 LOB: 1 K: 1 BB: 0 S: 11 P: 19	R: 0 H: 1 E: 0 LOB: 1 K: 2 BB: 0 S: 12 P: 18	R: 0 H: 0 E: 0 LOB: 0 K: 1 BB: 0 S: 7 P: 10	R: 1 H: 1 E: 0 LOB: 0 K: 0 BB: 0 S: 13 P: 17	R: 0 H: 0 E: 0 LOB: 0 K: 0 BB: 0 S: 5 P: 9	R: 2 H: 2 E: 1 LOB: 0 K: 0 BB: 0 S: 12 P: 18	R: 0 H: 2 E: 0 LOB: 2 K: 0 BB: 0 S: 10 P: 15	1B: 3 SF: 1 2B: 3 SAC: 0 3B: 0 DP: 0 HR: 3 HBP: 0	WP: 0 PA: 36 PB: 0 SB: 0 CS: 0						
PITCHER	IP WLS BF H R ER SO BB IBB HBP BLK WP HR S P ERA WHIP	IP WLS BF H R ER SO BB IBB HBP BLK WP HR S P ERA WHIP	IP WLS BF H R ER SO BB IBB HBP BLK WP HR S P ERA WHIP	IP WLS BF H R ER SO BB IBB HBP BLK WP HR S P ERA WHIP	IP WLS BF H R ER SO BB IBB HBP BLK WP HR S P ERA WHIP	IP WLS BF H R ER SO BB IBB HBP BLK WP HR S P ERA WHIP	IP WLS BF H R ER SO BB IBB HBP BLK WP HR S P ERA WHIP	IP WLS BF H R ER SO BB IBB HBP BLK WP HR S P ERA WHIP	IP WLS BF H R ER SO BB IBB HBP BLK WP HR S P ERA WHIP	IP WLS BF H R ER SO BB IBB HBP BLK WP HR S P ERA WHIP	IP WLS BF H R ER SO BB IBB HBP BLK WP HR S P ERA WHIP						
Steve Parris, R (1,1) ERA: 5.28	7.0 W 26 5 3 3 4 0 0 0 0 0 3 67 97 3.86 0.714	Dennys Reyes, L (8,1) ERA: 6.18	1.0 5 2 2 1 0 0 0 0 0 0 0 12 18 9.00 2.000	Scott Winchester, R (9,1) ERA: 4.15	1.0 5 2 0 0 0 0 0 0 0 0 0 10 15 0.00 2.000												

Cleveland Indians @ Cincinnati Reds
Cinergy Field, Cincinnati, OH
Sat Jul 08 2000, 1:05 PM EDT
Att: 54,335 - Sunny - 74 F


AB 35
R 5
H 9
RBI 4
BB 0
SO 4
LOB 7



Batter	1	2	3	4	5	6	7	8	9	AB	R	H	RBI	BB	SO	LOB	BOTTOM
Chris Stynes, R (1,5) OBP: 0.490, SLG: 0.720	1-2 L7		0-0 HR	3-1 BB HR 1B		1-1 FC3-6 2B	0-1 BB 1B	0-1 1B 2B 1B		6	4	5	2	0	0	0	6 4 5 2 0 0 0
Barry Larkin, R (1,6) OBP: 0.398, SLG: 0.508 Juan Castro, R (8,6) OBP: 0.271, SLG: 0.394	1-2 G1-3		4-2 HR BB	4-1 HR BB		4-1 FC3-6 BB	4-2 1B 1B FC5-2 BB	0-0 2B 1B 2H		1	2	0	0	4	0	0	1 2 0 0 4 0 0 1 0 1 1 0 0 0
Ken Griffey Jr., L (1,8) OBP: 0.387, SLG: 0.555	3-2 F8		0-0 HR	1-1 HR		0-2 FC3-6 BB	1-2 FC5-2 1B	1-0 1-3 2H 2B		6	2	4	8	0	0	2	6 2 4 8 0 0 2
Dmitri Young, S (1,7) OBP: 0.324, SLG: 0.436 Michael Tucker, L (8,9) OBP: 0.390, SLG: 0.568		3-2 F3	0-0 G3-1	2-1 G1-3		1-2 P4	1-2 FC5-2 1B	0-1 G4-3		3	0	0	0	0	0	0	3 0 0 0 0 0 0 3 0 1 0 0 0 4
Alex Ochoa, R (1,9) OBP: 0.388, SLG: 0.535		2-0 P6	0-1 G5-3		0-3 K2-3	4-0 BB	1-1 FC5-2			4	0	0	0	1	1	3	4 0 0 0 1 1 3
Sean Casey, L (1,3) OBP: 0.340, SLG: 0.372 Dennys Reyes, R (8,1) Scott Winchester, R (9,1)		4-1 1B HR BB	2-2 2B		2-2 1B	3-2 F7	2-2 F9			4	1	2	0	1	0	6	4 1 2 0 1 0 6 0 0 0 0 0 0 0 0 0 0 0 0 0 0
Eddie Taubensee, L (1,2) OBP: 0.319, SLG: 0.362		1-1 HR 1B	2-1 F8		1-1 F7		1-0 E 1B 1B	0-0 F8		5	2	2	0	0	0	2	5 2 2 0 0 0 2
Pokey Reese, R (1,4) OBP: 0.331, SLG: 0.399		1-1 HR		1-0 F9	0-2 1B		0-1 F8	1-1 L9		5	1	2	3	0	0	1	5 1 2 3 0 0 1
Steve Parris, R (1,1) OBP: 0.097, SLG: 0.167 Hal Morris, L (8,3) OBP: 0.361, SLG: 0.345		1-1 L8		2-2 F3	1-2 G6-3		0-1 E2 BB 1B 1B	4-2 1B 1B BB		4	1	0	0	0	0	3	4 1 0 0 0 0 3 0 1 0 0 1 0 0
Inning Stats	R: 0 H: 0 E: 0 LOB: 0 K: 0 BB: 0 S: 11 P: 16	R: 3 H: 2 E: 0 LOB: 0 K: 0 BB: 1 S: 12 P: 25	R: 3 H: 3 E: 0 LOB: 1 K: 0 BB: 1 S: 13 P: 21	R: 3 H: 2 E: 0 LOB: 0 K: 0 BB: 1 S: 11 P: 24	R: 0 H: 2 E: 0 LOB: 2 K: 1 BB: 0 S: 16 P: 20	R: 0 H: 1 E: 0 LOB: 3 K: 0 BB: 2 S: 12 P: 25	R: 3 H: 4 E: 1 LOB: 3 K: 0 BB: 1 S: 25 P: 36	R: 2 H: 3 E: 0 LOB: 2 K: 0 BB: 1 S: 12 P: 18	R: 2 H: 3 E: 0 LOB: 2 K: 0 BB: 1 S: 12 P: 18	1B: 10 SF: 0 2B: 3 SAC: 0 3B: 0 DP: 0 HR: 4 HBP: 0	WP: 0 PA: 49 PB: 0 SB: 0 CS: 0						
PITCHER	IP WLS BF H R ER SO BB IBB HBP BLK WP HR S P ERA WHIP	IP WLS BF H R ER SO BB IBB HBP BLK WP HR S P ERA WHIP	IP WLS BF H R ER SO BB IBB HBP BLK WP HR S P ERA WHIP	IP WLS BF H R ER SO BB IBB HBP BLK WP HR S P ERA WHIP	IP WLS BF H R ER SO BB IBB HBP BLK WP HR S P ERA WHIP	IP WLS BF H R ER SO BB IBB HBP BLK WP HR S P ERA WHIP	IP WLS BF H R ER SO BB IBB HBP BLK WP HR S P ERA WHIP	IP WLS BF H R ER SO BB IBB HBP BLK WP HR S P ERA WHIP	IP WLS BF H R ER SO BB IBB HBP BLK WP HR S P ERA WHIP	IP WLS BF H R ER SO BB IBB HBP BLK WP HR S P ERA WHIP	IP WLS BF H R ER SO BB IBB HBP BLK WP HR S P ERA WHIP						
Kane Davis, R (1,1) ERA: 14.40	2.2 L 15 5 6 6 0 2 0 0 0 0 0 3 34 58 20.25 2.625	Jim Brower, R (3,1) ERA: 5.83	2.1 14 5 3 3 1 2 0 0 0 0 0 1 32 56 11.57 3.000	Andrew Lorraine, L (8,1) ERA: 5.93	1.1 6 1 1 1 0 1 0 0 0 0 0 0 12 21 6.75 1.500	Steve Reed, R (7,1) ERA: 6.04	0.2 7 3 2 1 0 1 0 0 0 0 0 0 22 32 13.50 6.000	Jamie Brewington, R (8,1) ERA: 3.24	1.0 7 3 2 2 0 1 0 0 0 0 0 0 12 18 18.00 4.000								

Cleveland Indians @ Cincinnati Reds
Cinergy Field, Cincinnati, OH
Sat Jul 08 2000, 1:05 PM EDT
Att: 54,335 - Sunny - 74 F


AB 42
R 14
H 17
RBI 14
SO 1
LOB 21



Batter	1	2	3	4	5	6	7	8	9	AB	R	H	RBI	BB	SO	LOB	TOP							
Roberto Alomar, S (1,4) OBP: 0.336, SLG: 0.419 Richie Sexson, R (9, FR) OBP: 0.306, SLG: 0.447	F5			3B 2B		F7		G4-3	HBP	4	1	1	1	0	0	0								
Omar Vizquel, S (1,6) OBP: 0.354, SLG: 0.392	CS BB			F8		HR		L4	G3	4	1	1	1	1	0	4								
Ricky Ledee, L (1,7) OBP: 0.332, SLG: 0.420	K			2H 3B		F7		G5-3		4	0	1	1	0	1	1								
Jim Thome, L (1,3) OBP: 0.373, SLG: 0.571		K		K				F9	F8	4	0	0	0	0	2	1								
Travis Fryman, R (1,5) OBP: 0.411, SLG: 0.540		G5-3		L8				HBP 1B SF8 BB	1B E 2B	3	2	1	0	1	0	1								
Russell Branyan, L (1,9) OBP: 0.379, SLG: 0.690 Jolbert Cabrera, R (7,9) OBP: 0.273, SLG: 0.282					K			SF8 HBP 1B	E IBB HBP 1B	3	0	1	0	0	2	0								
Kenny Lofton, L (1,8) OBP: 0.348, SLG: 0.421								1-2 2-3 HBP	P6	3	0	0	0	0	0	2								
Sandy Alomar Jr., R (1,2) OBP: 0.354, SLG: 0.428								2-3 3-H	HBP E IBB	2	0	0	1	1	0	0								
Bartolo Colon, R (1,1) Alex Ramirez, R (7, PH) OBP: 0.330, SLG: 0.510 Paul Shuey, R (7,1) Andrew Lorraine, L (8,1) OBP: 0.222, SLG: 0.125 Steve Karsay, R (8,1)					K			2-3 3-2	E1 HBP	2	0	0	0	0	2	0								
Inning Stats	R: 0 E: 0 K: 1 S: 6	H: 0 LOB: 1 BB: 1 P: 13	R: 0 E: 0 K: 2 S: 8	H: 0 LOB: 0 BB: 0 P: 11	R: 0 E: 0 K: 1 S: 10	H: 0 LOB: 0 BB: 0 P: 15	R: 1 E: 0 K: 1 S: 12	H: 2 LOB: 1 BB: 3 P: 21	R: 0 E: 0 K: 1 S: 8	H: 0 LOB: 0 BB: 0 P: 14	R: 1 E: 0 K: 1 S: 11	H: 1 LOB: 2 BB: 1 P: 19	R: 1 E: 0 K: 0 S: 11	H: 1 LOB: 2 BB: 1 P: 25	R: 0 E: 0 K: 0 S: 6	H: 0 LOB: 0 BB: 0 P: 12	R: 2 E: 1 K: 0 S: 19	H: 2 LOB: 3 BB: 1 P: 32	1B: 2 2B: 3 3B: 1 HR: 1	SF: 1 SAC: 0 DP: 1 HBP: 2	WP: 0 PB: 0 SB: 1 CS: 1	PA: 38		
PITCHER	IP WLS BF H R ER SO BB IBB HBP BLK WP HR S P ERA WHIP	IP WLS BF H R ER SO BB IBB HBP BLK WP HR S P ERA WHIP	IP WLS BF H R ER SO BB IBB HBP BLK WP HR S P ERA WHIP	IP WLS BF H R ER SO BB IBB HBP BLK WP HR S P ERA WHIP	IP WLS BF H R ER SO BB IBB HBP BLK WP HR S P ERA WHIP	IP WLS BF H R ER SO BB IBB HBP BLK WP HR S P ERA WHIP	IP WLS BF H R ER SO BB IBB HBP BLK WP HR S P ERA WHIP	IP WLS BF H R ER SO BB IBB HBP BLK WP HR S P ERA WHIP	IP WLS BF H R ER SO BB IBB HBP BLK WP HR S P ERA WHIP	IP WLS BF H R ER SO BB IBB HBP BLK WP HR S P ERA WHIP	IP WLS BF H R ER SO BB IBB HBP BLK WP HR S P ERA WHIP	IP WLS BF H R ER SO BB IBB HBP BLK WP HR S P ERA WHIP	IP WLS BF H R ER SO BB IBB HBP BLK WP HR S P ERA WHIP	IP WLS BF H R ER SO BB IBB HBP BLK WP HR S P ERA WHIP	IP WLS BF H R ER SO BB IBB HBP BLK WP HR S P ERA WHIP	IP WLS BF H R ER SO BB IBB HBP BLK WP HR S P ERA WHIP	IP WLS BF H R ER SO BB IBB HBP BLK WP HR S P ERA WHIP	IP WLS BF H R ER SO BB IBB HBP BLK WP HR S P ERA WHIP	IP WLS BF H R ER SO BB IBB HBP BLK WP HR S P ERA WHIP	IP WLS BF H R ER SO BB IBB HBP BLK WP HR S P ERA WHIP	IP WLS BF H R ER SO BB IBB HBP BLK WP HR S P ERA WHIP	IP WLS BF H R ER SO BB IBB HBP BLK WP HR S P ERA WHIP	IP WLS BF H R ER SO BB IBB HBP BLK WP HR S P ERA WHIP	IP WLS BF H R ER SO BB IBB HBP BLK WP HR S P ERA WHIP

Cleveland Indians @ Cincinnati Reds
Cinergy Field, Cincinnati, OH
Sun Jul 09 2000, 1:15 PM EDT
Att: 51,181 - Sunny - 78 F


AB 32
R 5
H 6
RBI 4
BB 3
SO 7
LOB 13



Batter	1	2	3	4	5	6	7	8	9	AB	R	H	RBI	BB	SO	LOB	BOTTOM						
Chris Stynes, R (1,5) OBP: 0.486, SLG: 0.714	F9 2B		K			F3	G1-3		1-2 2-3 1B	5	0	2	0	0	1	2							
Barry Larkin, R (1,6) OBP: 0.394, SLG: 0.500	F9 2-3			G4-3		BB BB		G6-3	F9	4	0	0	0	1	0	3							
Ken Griffey Jr., L (1,8) OBP: 0.386, SLG: 0.550 Danny Graves, R (9,1) OBP: 0.500, SLG: 2.000	K			G4-3				K		3	0	0	0	1	2	1							
Dmitri Young, S (1,7) OBP: 0.320, SLG: 0.430	K			K				L3		4	0	0	0	0	3	3							
Alex Ochoa, R (1,9) OBP: 0.382, SLG: 0.522		G5-3			G6-3	K		HBP 1B 1B		4	1	1	0	0	1	2							
Sean Casey, L (1,3) OBP: 0.338, SLG: 0.370		G4-3			G4-3		BB 1B		K	4	0	1	0	0	1	1							
Eddie Taubensee, L (1,2) OBP: 0.322, SLG: 0.362						FC6-4 1B		F8	1B G3 HBP	3	1	1	0	0	1	1							
Pokey Reese, R (1,4) OBP: 0.331, SLG: 0.398				G5-3	FC6-4			K	1B G3 1B	4	0	1	1	0	1	2							
Scott Williamson, R (1,1) Dennis Reyes, R (8,1) Hal Morris, L (8, PH) OBP: 0.315, SLG: 0.407 Scott Sullivan, R (7,1) OBP: 0.306, SLG: 0.200 Michael Tucker, R (8, PH) OBP: 0.306, SLG: 0.200 Elmer Dessens, R (8,1) Aaron Boone, R (8,1) OBP: 0.306, SLG: 0.471 Juan Castro, R (8,1) OBP: 0.288, SLG: 0.388				K		HR			G3	1	0	0	0	0	1	0							
Inning Stats	R: 0 E: 0 K: 2 S: 10	H: 1 LOB: 1 BB: 0 P: 19	R: 0 E: 0 K: 1 S: 9	H: 0 LOB: 0 BB: 0 P: 12	R: 0 E: 0 K: 2 S: 9	H: 0 LOB: 0 BB: 0 P: 13	R: 0 E: 0 K: 1 S: 6	H: 0 LOB: 0 BB: 0 P: 7	R: 0 E: 0 K: 0 S: 8	H: 1 LOB: 1 BB: 0 P: 10	R: 1 E: 0 K: 2 S: 17	H: 1 LOB: 2 BB: 2 P: 35	R: 0 E: 0 K: 1 S: 9	H: 1 LOB: 2 BB: 1 P: 18	R: 0 E: 0 K: 1 S: 7	H: 0 LOB: 0 BB: 0 P: 11	R: 2 E: 0 K: 1 S: 13	H: 3 LOB: 2 BB: 0 P: 19	1B: 5 2B: 1 3B: 0 HR: 1	SF: 0 SAC: 0 DP: 0 HBP: 1	WP: 0 PB: 0 SB: 0 CS: 0	PA: 38	
PITCHER	IP WLS BF H R ER SO BB IBB HBP BLK WP HR S P ERA WHIP	IP WLS BF H R ER SO BB IBB HBP BLK WP HR S P ERA WHIP	IP WLS BF H R ER SO BB IBB HBP BLK WP HR S P ERA WHIP	IP WLS BF H R ER SO BB IBB HBP BLK WP HR S P ERA WHIP	IP WLS BF H R ER SO BB IBB HBP BLK WP HR S P ERA WHIP	IP WLS BF H R ER SO BB IBB HBP BLK WP HR S P ERA WHIP	IP WLS BF H R ER SO BB IBB HBP BLK WP HR S P ERA WHIP	IP WLS BF H R ER SO BB IBB HBP BLK WP HR S P ERA WHIP	IP WLS BF H R ER SO BB IBB HBP BLK WP HR S P ERA WHIP	IP WLS BF H R ER SO BB IBB HBP BLK WP HR S P ERA WHIP	IP WLS BF H R ER SO BB IBB HBP BLK WP HR S P ERA WHIP	IP WLS BF H R ER SO BB IBB HBP BLK WP HR S P ERA WHIP	IP WLS BF H R ER SO BB IBB HBP BLK WP HR S P ERA WHIP	IP WLS BF H R ER SO BB IBB HBP BLK WP HR S P ERA WHIP	IP WLS BF H R ER SO BB IBB HBP BLK WP HR S P ERA WHIP	IP WLS BF H R ER SO BB IBB HBP BLK WP HR S P ERA WHIP	IP WLS BF H R ER SO BB IBB HBP BLK WP HR S P ERA WHIP	IP WLS BF H R ER SO BB IBB HBP BLK WP HR S P ERA WHIP	IP WLS BF H R ER SO BB IBB HBP BLK WP HR S P ERA WHIP	IP WLS BF H R ER SO BB IBB HBP BLK WP HR S P ERA WHIP	IP WLS BF H R ER SO BB IBB HBP BLK WP HR S P ERA WHIP	IP WLS BF H R ER SO BB IBB HBP BLK WP HR S P ERA WHIP	IP WLS BF H R ER SO BB IBB HBP BLK WP HR S P ERA WHIP

Cleveland Indians @ Cincinnati Reds
Cinergy Field, Cincinnati, OH
Sun Jul 09 2000, 1:15 PM EDT
Att: 51,181 - Sunny - 78 F

AB 34
R 3
H 7
RBI 3
BB 3
SO 11
LOB 16



Batter	1	2	3	4	5	6	7	8	9	10	AB	R	H	RBI	BB	SO	LOB	TOP									
Warren Morris, L OBP: 0.330, SLG: 0.322	G1-3		F7		F7			K		F7	5	0	0	0	0	1	2										
18 Jason Kendall, R OBP: 0.430, SLG: 0.488	1B		1B		1B			F8			4	0	3	0	0	0	0										
Wil Cordero, R OBP: 0.340, SLG: 0.512	P6		CS		E4			P7			4	1	1	0	0	0	2										
Brian Giles, L OBP: 0.421, SLG: 0.607	G3				G4-3			L9		G4-3	4	0	1	1	0	0	2										
Kevin Young, R OBP: 0.315, SLG: 0.445		1B			K			FC4			4	1	1	0	0	2	2										
John Vander Wal, L OBP: 0.385, SLG: 0.535		1B			G4-3			G6-3			3	1	1	1	1	1	1										
Aramis Ramirez, R OBP: 0.265, SLG: 0.339		1B			G5-3			G6-3			4	0	1	0	0	1	3										
Mike Benjamin, R OBP: 0.316, SLG: 0.403											0	0	0	0	0	0	0										
Chad Hermansen, R OBP: 0.234, SLG: 0.308											3	0	0	0	0	0	1										
Pat Meares, R OBP: 0.291, SLG: 0.379											4	0	0	0	0	2	2										
Inning Stats	R: 0 E: 0 K: 0 S: 8	H: 1 LOB: 1 BB: 0 P: 11	R: 1 E: 0 K: 1 S: 12	H: 2 LOB: 0 BB: 0 P: 22	R: 0 E: 0 K: 0 S: 7	H: 1 LOB: 0 BB: 0 P: 10	R: 1 E: 1 K: 0 S: 11	H: 2 LOB: 1 BB: 0 P: 17	R: 0 E: 0 K: 0 S: 5	H: 0 LOB: 0 BB: 0 P: 9	R: 0 E: 0 K: 0 S: 8	H: 1 LOB: 1 BB: 0 P: 13	R: 1 E: 0 K: 1 S: 12	H: 0 LOB: 0 BB: 1 P: 24	R: 0 E: 0 K: 1 S: 8	H: 0 LOB: 0 BB: 0 P: 11	R: 0 E: 0 K: 2 S: 7	H: 0 LOB: 0 BB: 0 P: 11	R: 0 E: 0 K: 1 S: 8	H: 1 LOB: 2 BB: 0 P: 10	1B: 8 2B: 1 3B: 0 HR: 0	SF: 0 SAC: 1 DP: 1 HBP: 0	WP: 2 PB: 0 SB: 2 CS: 2	PA: 38			
PITCHER	IP	WLS	BF	H	R	ER	SO	BB	IBB	HBP	BLK	WP	HR	S	P	ERA	WHIP										
Dave Burba, R ERA: 5.43	(1, 1)	7.0	27	7	3	2	3	1	0	0	0	1	0	63	106	2.57	1.143										
Paul Shuey, R ERA: 2.25	(8, 1)	2.0	6	0	0	0	3	0	0	0	0	0	0	15	22	0.00	0.000										
Steve Karsay, R ERA: 3.46	(10, 1)	1.0	4	1	0	0	1	0	0	0	0	0	0	8	10	0.00	1.000										

Pittsburgh Pirates @ Cleveland Indians
Jacobs Field, Cleveland, OH
Thu Jul 13 2000, 7:05 PM EDT
Alt. 43,225 - Sunny - 75 F

AB 35
R 3
H 8
RBI 2
BB 1
SO 7
LOB 15



Batter	1	2	3	4	5	6	7	8	9	10	AB	R	H	RBI	BB	SO	LOB	BOTTOM									
Roberto Alomar, S OBP: 0.334, SLG: 0.416	G3-1		G4-3		L1-3			F8		G6-3	5	0	1	1	0	0	3										
Omar Vizquel, S OBP: 0.349, SLG: 0.386	F7		F8		F8			F9		G5-3	5	0	0	0	0	0	2										
Ricky Ledee, L OBP: 0.332, SLG: 0.417	G3-1							K			2	1	0	0	1	0	1										
Richie Sexson, R OBP: 0.307, SLG: 0.451					HR					SH1-3	2	1	1	0	0	1	0										
Manny Ramirez, R OBP: 0.421, SLG: 0.636					BB					1B	4	1	2	2	0	1	1										
Enrique Wilson, S OBP: 0.360, SLG: 0.453	K				HR			WP		SH1-3	0	0	0	0	0	0	0										
Jim Thome, L OBP: 0.373, SLG: 0.567								1B		G4-3	4	0	1	0	1	1	1										
Travis Fryman, R OBP: 0.414, SLG: 0.541								BB		1B	3	0	1	0	2	0	1										
Russell Brannan, L OBP: 0.368, SLG: 0.667										1B	3	0	0	0	0	2	1										
Jolbert Cabrera, R OBP: 0.278, SLG: 0.279										1B	1	0	0	0	1	0	3										
Kenny Lofton, L OBP: 0.353, SLG: 0.426										BB	4	1	2	1	1	0	1										
Sandy Alomar Jr., R OBP: 0.361, SLG: 0.435										1B	2	0	2	0	0	0	0										
Inning Stats	R: 0 E: 0 K: 1 S: 8	H: 1 LOB: 1 BB: 0 P: 15	R: 0 E: 0 K: 2 S: 8	H: 0 LOB: 0 BB: 0 P: 15	R: 1 E: 0 K: 0 S: 8	H: 1 LOB: 0 BB: 0 P: 11	R: 2 E: 0 K: 0 S: 10	H: 2 LOB: 1 BB: 1 P: 18	R: 0 E: 0 K: 0 S: 5	H: 0 LOB: 0 BB: 0 P: 8	R: 0 E: 0 K: 0 S: 6	H: 1 LOB: 1 BB: 0 P: 12	R: 0 E: 0 K: 1 S: 8	H: 1 LOB: 1 BB: 1 P: 13	R: 0 E: 0 K: 1 S: 16	H: 2 LOB: 3 BB: 1 P: 28	R: 0 E: 0 K: 0 S: 10	H: 0 LOB: 1 BB: 1 P: 17	R: 1 E: 0 K: 0 S: 9	H: 2 LOB: 3 BB: 2 P: 23	1B: 6 2B: 4 3B: 0 HR: 1	SF: 0 SAC: 3 DP: 1 HBP: 0	WP: 1 PB: 0 SB: 0 CS: 0	PA: 44			
PITCHER	IP	WLS	BF	H	R	ER	SO	BB	IBB	HBP	BLK	WP	HR	S	P	ERA	WHIP										
Todd Ritchie, R ERA: 4.38	(1, 1)	7.0	28	6	3	3	4	2	0	0	0	0	0	53	92	3.86	1.143										
Jason Christiansen, L ERA: 3.12	(8, 1)	0.2	4	2	0	0	1	0	0	0	0	0	0	12	19	0.00	3.000										
Marc Wilkins, R ERA: 4.69	(8, 1)	0.2	4	0	0	0	0	2	0	0	0	1	0	8	18	0.00	3.000										
Scott Sauerbeck, L ERA: 3.67	(9, 1)	1.1	8	2	1	1	0	1	1	0	0	0	0	15	31	6.75	2.250										

Pittsburgh Pirates @ Cleveland Indians
Jacobs Field, Cleveland, OH
Thu Jul 13 2000, 7:05 PM EDT
Alt. 43,225 - Sunny - 75 F

AB 35
R 4
H 10
RBI 4
BB 6
SO 5
LOB 14



Batter	1	2	3	4	5	6	7	8	9	AB	R	H	RBI	BB	SO	LOB	TOP				
Mike Benjamin, R OBP: 0.309, SLG: 0.392	F8		SH5-4		K		G6-3		K	4	0	0	0	0	2	4					
18 Jason Kendall, R OBP: 0.426, SLG: 0.468	2B		G5-3				F8		F9	4	0	1	1	0	0	1					
Wil Cordero, R OBP: 0.335, SLG: 0.505	P4		F7				G6-3		F7	4	0	0	0	0	0	2					
Brian Giles, L OBP: 0.419, SLG: 0.602	G3-1								F8	4	0	1	0	0	0	1					
Kevin Young, R OBP: 0.315, SLG: 0.465		F7							HR	4	2	2	2	0	1	1					
Aramis Ramirez, R OBP: 0.284, SLG: 0.336	P3								FC6-4 1B	4	0	1	0	0	0	0					
Chad Hermansen, R OBP: 0.226, SLG: 0.296	K								K	4	0	0	0	0	3	1					
Pat Meares, R OBP: 0.294, SLG: 0.378			SH5-4 18 G5-3 1B				G2-3		FC6-4 1B	3	1	1	0	1	0	1					
Keith Osik, R OBP: 0.417, SLG: 0.613			18 G5-3 SH5-4 BB				F7			3	0	2	0	1	0	0					
Inning Stats	R: 0 E: 0 K: 0 S: 11	H: 1 LOB: 1 BB: 0 P: 18	R: 0 E: 0 K: 1 S: 9	H: 0 LOB: 0 BB: 13 P: 10	R: 1 E: 0 K: 0 S: 8	H: 1 LOB: 1 BB: 1 P: 17	R: 1 E: 0 K: 0 S: 12	H: 1 LOB: 0 BB: 0 P: 16	R: 0 E: 0 K: 1 S: 6	H: 0 LOB: 0 BB: 0 P: 8	R: 0 E: 0 K: 1 S: 15	H: 1 LOB: 2 BB: 1 P: 23	R: 0 E: 0 K: 0 S: 8	H: 0 LOB: 0 BB: 0 P: 14	R: 1 E: 0 K: 2 S: 13	H: 3 LOB: 2 BB: 0 P: 23	1B: 5 2B: 1 3B: 0 HR: 2	SF: 0 SAC: 1 DP: 0 HBP: 0	WP: 0 PB: 0 SB: 0 CS: 0	PA: 37	
PITCHER	IP	WLS	BF	H	R	ER	SO	BB	IBB	HBP	BLK	WP	HR	S	P	ERA	WHIP				
Chuck Finley, L ERA: 3.67	7.0	W	28	5	2	2	4	2	0	0	0	0	1	72	114	2.57	1.000				
Justin Speier, R ERA: 2.17	2.0		9	3	1	1	2	0	0	0	0	0	1	21	37	4.50	1.500				

Pittsburgh Pirates @ Cleveland Indians
Jacobs Field, Cleveland, OH
Fri Jul 14, 2000, 7:05 PM EDT
Att: 43,046 - Cloudy - 65 F

AB 34
R 3
H 8
RBI 3
BB 2
SO 6
LOB 11



Batter	1	2	3	4	5	6	7	8	9	AB	R	H	RBI	BB	SO	LOB	BOTTOM				
Roberto Alomar, S OBP: 0.330, SLG: 0.410	F9				K				G1-3	5	0	0	0	0	2	3					
Omar Vizquel, S OBP: 0.351, SLG: 0.386	G4-6-3 BB		L7				1B 1B		F9	3	1	1	0	1	0	0					
Ricky Ledee, L OBP: 0.335, SLG: 0.416	G4-6-3 1-2						HBP SF9 1B		K	3	1	1	0	1	1	1					
Manny Ramirez, R OBP: 0.422, SLG: 0.634		HR 1B			K		WP SF9 1B		K	4	2	2	1	0	2	1					
Jim Thome, L OBP: 0.375, SLG: 0.564		HR 1B			G6-3		WP 2B HBP		G4-3	3	2	1	0	0	0	1					
Travis Fryman, R OBP: 0.415, SLG: 0.546					K		WP 1B 2B		SF9	3	1	2	1	0	1	2					
Russell Branyan, L OBP: 0.367, SLG: 0.696					K				SF9	2	1	1	4	0	1	1					
Alex Ramirez, R OBP: 0.327, SLG: 0.505		HR			K				G6-4-3	1	0	0	0	0	0	1					
Kenny Lofton, L OBP: 0.355, SLG: 0.425					K				K	3	1	1	1	1	2	0					
Sandy Alomar Jr., R OBP: 0.364, SLG: 0.442									K	4	0	2	2	0	1	1					
Inning Stats	R: 0 E: 0 K: 0 S: 4	H: 0 LOB: 0 BB: 1 P: 10	R: 3 E: 0 K: 3 S: 19	H: 4 LOB: 1 BB: 0 P: 27	R: 0 E: 0 K: 1 S: 8	H: 0 LOB: 1 BB: 1 P: 14	R: 1 E: 0 K: 2 S: 13	H: 2 LOB: 1 BB: 0 P: 17	R: 5 E: 0 K: 0 S: 14	H: 4 LOB: 1 BB: 1 P: 30	R: 0 E: 0 K: 2 S: 9	H: 0 LOB: 0 BB: 0 P: 15	R: 0 E: 0 K: 0 S: 8	H: 1 LOB: 0 BB: 0 P: 15	R: 0 E: 0 K: 2 S: 8	H: 0 LOB: 0 BB: 0 P: 11	1B: 8 2B: 2 3B: 0 HR: 1	SF: 2 SAC: 0 DP: 2 HBP: 1	WP: 2 PB: 0 SB: 0 CS: 0	PA: 37	
PITCHER	IP	WLS	BF	H	R	ER	SO	BB	IBB	HBP	BLK	WP	HR	S	P	ERA	WHIP				
Kris Benson, R ERA: 3.43	4.0	L	22	9	7	7	6	2	0	0	0	1	1	49	75	15.75	2.750				
Jeff Wallace, L ERA: 4.64	0.2		5	1	2	2	0	1	0	1	0	1	0	7	19	27.00	3.000				
Chris Peters, L ERA: 3.86	2.1		7	1	0	0	2	0	0	0	0	0	0	19	34	0.00	0.429				
Mike Williams, R ERA: 2.09	1.0		3	0	0	0	2	0	0	0	0	0	0	8	11	0.00	0.000				

Pittsburgh Pirates @ Cleveland Indians
Jacobs Field, Cleveland, OH
Fri Jul 14, 2000, 7:05 PM EDT
Att: 43,046 - Cloudy - 65 F

AB 31
R 9
H 11
RBI 9
BB 3
SO 10
LOB 11



Batter	1	2	3	4	5	6	7	8	9	AB	R	H	RBI	BB	SO	LOB	TOP				
Tike Redman, L (1, 7) OBP: 0.389, SLG: 0.588	3-2 HR		3-1 F7		0-0 F2	3-1 1B			0-1 G4-3	5	1	2	1	0	0	2					
18 Jason Kendall, R (1, 2) OBP: 0.427, SLG: 0.475	2-2 G5-3		1-3 K		3-1 HR	3-3 K			4-2 1B BB	4	1	1	1	1	2	4					
Wil Cordero, R (1, 10) OBP: 0.336, SLG: 0.513	0-2 F9		1-0 F9		3-2 HR				0-2 1-2 1B	5	1	2	1	0	1	2					
Brian Giles, L (1, 8) OBP: 0.417, SLG: 0.595	1-3 K			1-2 P6	4-2 BB				2-0 L8	4	0	0	0	1	1	2					
Kevin Young, R (1, 3) OBP: 0.314, SLG: 0.459		1-3 K		2-3 K	4-2 BB				3-2 G6-3	4	0	0	0	1	2	2					
John Vander Wal, L (1, 9) OBP: 0.383, SLG: 0.545	1-1 G4-3			3-1 HR	1-3 K				1-1 G1-3	4	1	1	1	0	1	2					
Warren Morris, L (1, 4) OBP: 0.329, SLG: 0.318	3-2 F7			4-1 BB	0-0 F7				2-2 F8	3	0	0	0	1	0	0					
Aramis Ramirez, R (1, 5) OBP: 0.278, SLG: 0.356			2-2 1B	1-0 F9					2-2 1B	4	0	3	0	0	0	1					
Mike Benjamin, R (8, PR) OBP: 0.309, SLG: 0.392			1-2 1B							0	0	0	0	0	0	0					
Abraham Nunez, S (1, 6) OBP: 0.261, SLG: 0.227			1-2 1B		1-0 B5-3	1-3 K			2-3 K	4	0	1	0	0	2	2					
Inning Stats	R: 1 E: 0 K: 1 S: 12	H: 1 LOB: 0 BB: 0 P: 18	R: 0 E: 0 K: 1 S: 9	H: 0 LOB: 0 BB: 0 P: 14	R: 0 E: 0 K: 1 S: 12	H: 2 LOB: 2 BB: 0 P: 20	R: 1 E: 0 K: 1 S: 10	H: 1 LOB: 1 BB: 1 P: 21	R: 2 E: 0 K: 1 S: 18	H: 2 LOB: 2 BB: 2 P: 34	R: 0 E: 0 K: 1 S: 7	H: 0 LOB: 0 BB: 0 P: 16	R: 0 E: 0 K: 1 S: 14	H: 1 LOB: 1 BB: 0 P: 21	R: 0 E: 0 K: 0 S: 14	H: 1 LOB: 2 BB: 1 P: 23	1B: 5 2B: 1 3B: 0 HR: 4	SF: 0 SAC: 0 DP: 0 HBP: 0	WP: 0 PA: 41 PB: 0 SB: 0 CS: 0		
PITCHER	IP	WLS	BF	H	R	ER	SO	BB	IBB	HBP	BLK	WP	HR	S	P	ERA	WHIP				
Jim Brower, R (1, 1) ERA: 6.0	4.2		21	6	4	4	4	1	0	0	0	0	4	54	91	7.71	1.500				
Andrew Lorraine, L (5, 1) ERA: 5.88	0.0	1	0	0	0	0	0	1	0	0	0	0	0	2	6	∞	∞				
Jamie Brewington, R (5, 1) ERA: 3.9	1.1	W	7	2	0	0	3	1	0	0	0	0	0	16	31	0.00	2.250				
Jaime Navarro, R (7, 1) ERA: 11.39	1.0	H	3	0	0	0	1	0	0	0	0	0	0	7	16	0.00	0.000				
Paul Shuey, R (8, 1) ERA: 2.17	1.0	H	4	1	0	0	1	0	0	0	0	0	0	14	21	0.00	1.000				

Pittsburgh Pirates @ Cleveland Indians
Jacobs Field, Cleveland, OH
Sat Jul 15 2000, 1:05 PM EDT
Att: 43,049 - Cloudy - 71 F

AB	37
R	4
H	10
RBI	4
BB	4
SO	9
LOB	17



Batter	1	2	3	4	5	6	7	8	9	AB	R	H	RBI	BB	SO	LOB	BOTTOM				
Roberto Alomar, S (1, 4) OBP: 0.333, SLG: 0.408	4-2 1B E BB	2-2 G4-3	4-1 G4-6-3 BB		0-3 K				4-0 1B BB	2	1	0	0	3	1	0					
Omar Vizquel, S (1, 6) OBP: 0.354, SLG: 0.392	1-1 FC3-6 1B	3-2 1B 2B	2-2 P6		1-2 F7				2-2 1-2 1B	5	1	3	0	0	0	3					
Ricky Ledee, L (1, 7) OBP: 0.333, SLG: 0.413	0-2 FC3-6 2B	2-2 G3 1B	1-2 G4-6-3		0-3 K				0-3 K	4	2	1	0	0	1	4					
Richie Sexson, R (7, PH) OBP: 0.306, SLG: 0.450	1-2 2H 2B	2-3 G3 1B	1-2 G4-6-3							1	0	0	0	0	1	2					
Manny Ramirez, R (1, 10) OBP: 0.426, SLG: 0.629	4-2 2B 1B BB	0-0 1B G3 1B		0-3 K					4-2 1B BB	3	1	1	1	2	1	0					
Jim Thome, L (1, 3) OBP: 0.380, SLG: 0.569	3-2 1B 2B	0-0 G3		4-2 BB 1B BB					0-1 1-2 1B	3	1	2	1	2	0	2					
Travis Fryman, R (1, 5) OBP: 0.421, SLG: 0.549	0-0 FC6-4 1B WP	0-0 1B		1-2 1B BB					2-3 K	4	0	3	3	1	1	2					
Russell Branyan, L (1, 9) OBP: 0.363, SLG: 0.674	2-3 K	2-3 F7		4-1 1-2 2-3 BB					1-3 K	3	0	0	0	1	2	5					
Jolbert Cabrera, R (8, 9) OBP: 0.275, SLG: 0.276				4-1 BB E BB						1	0	0	0	0	0	2					
Kenny Lofton, L (1, 8) OBP: 0.355, SLG: 0.420	4-0 FC6-4 1B IBB		4-1 BB E BB	1-2 G4-6-3					1-2 G4-3	3	0	0	0	2	0	5					
Einar Diaz, R (1, 2) OBP: 0.317, SLG: 0.385	0-2 FC6-4		1-2 E5 BB		0-0 B2-3				2-2 G6-3	4	0	0	0	0	0	3					
Inning Stats	R: 4 E: 1 K: 1 S: 24	H: 3 LOB: 3 BB: 3 P: 42	R: 2 E: 0 K: 0 S: 15	H: 4 LOB: 2 BB: 0 P: 22	R: 0 E: 1 K: 0 S: 12	H: 0 LOB: 2 BB: 2 P: 24	R: 0 E: 0 K: 1 S: 13	H: 1 LOB: 2 BB: 2 P: 23	R: 0 E: 0 K: 1 S: 7	H: 0 LOB: 0 BB: 0 P: 8	R: 0 E: 0 K: 3 S: 14	H: 1 LOB: 2 BB: 1 P: 21	R: 0 E: 0 K: 1 S: 12	H: 1 LOB: 1 BB: 1 P: 19	R: 0 E: 0 K: 0 S: 15	H: 0 LOB: 2 BB: 2 P: 26	1B: 8 2B: 2 3B: 0 HR: 0	SF: 0 SAC: 0 DP: 2 HBP: 0	WP: 1 PA: 44 PB: 0 SB: 0 CS: 0		
PITCHER	IP	WLS	BF	H	R	ER	SO	BB	IBB	HBP	BLK	WP	HR	S	P	ERA	WHIP				
Jose Silva, R (1, 1) ERA: 3.97	1.2	L	15	7	6	6	1	2	1	0	0	0	0	38	63	32.40	5.400				
Josias Manzanillo, R (2, 1) ERA: 3.8	3.1		14	1	0	0	2	4	0	0	0	0	0	33	56	0.00	1.500				
Scott Sauerbeck, L (6, 1) ERA: 3.55	1.2		9	2	0	0	3	2	0	0	0	0	0	23	37	0.00	2.400				
Marc Wilkins, R (7, 1) ERA: 4.43	1.0		5	0	0	0	1	2	0	0	0	0	0	16	27	0.00	2.000				
Jason Christiansen, L (8, 1) ERA: 3.98	0.1		1	0	0	0	0	0	0	0	0	0	0	2	2	0.00	0.000				

Pittsburgh Pirates @ Cleveland Indians
Jacobs Field, Cleveland, OH
Sat Jul 15 2000, 1:05 PM EDT
Att: 43,049 - Cloudy - 71 F

AB	33
R	6
H	10
RBI	5
BB	11
SO	7
LOB	28




Batter	1	2	3	4	5	6	7	8	9	AB	R	H	RBI	BB	SO	LOB	TOP				
Bill Spiers, L OBP: 0.393, SLG: 0.401 (1, 5)	G3		G5-3 1B		G3 1B		E 17 BB 1B	K		5	2	3	0	0	1	1					
Craig Biggio, R OBP: 0.389, SLG: 0.376 (1, 4)	HR		F8		G3		E5 17 BB 1B		F8 17 5 WP 1B	5	2	2	1	0	0	3					
5 Jeff Bagwell, R OBP: 0.407, SLG: 0.558 (1, 3)	FC6-4 BB		G5-3				K		K	4	0	1	1	1	2	4					
17 Lance Berkman, S OBP: 0.378, SLG: 0.589 (1, 9)	FC6-4 1-2		L4		G4-3		E 1B BB		F8	4	0	0	0	1	0	4					
Moises Alou, R OBP: 0.421, SLG: 0.645 (1, 10)	FC5-4 1-2				F7		E9 BB 1B		K	4	0	1	2	1	1	2					
Richard Hidalgo, R OBP: 0.387, SLG: 0.616 (1, 8) (8, 7)		G4-6-3 BB HBP		K		G6-4-3 BB			G6-4-3 1-2	2	0	0	0	1	1	1					
Mitch Meluskey, S OBP: 0.394, SLG: 0.510 (1, 2)		G4-6-3 BB							K	2	0	0	0	2	2	3					
Daryle Ward, L OBP: 0.271, SLG: 0.480 (8, FR)		G4-6-3			G1-3					4	1	2	1	0	0	3					
Glen Barker, S OBP: 0.286, SLG: 0.297 (8, 8)		1-2 2-3							HR	0	0	0	0	0	0	0					
Tim Lincecum, R OBP: 0.228, SLG: 0.215 (1, 6)		G6-3							F2 SAFE	4	0	0	0	0	1	2					
Inning Stats	R: 1 E: 0 K: 0 S: 12	H: 1 LOB: 1 BB: 1 P: 21	R: 0 E: 0 K: 0 S: 7	H: 0 LOB: 1 BB: 1 P: 14	R: 0 E: 0 K: 1 S: 10	H: 0 LOB: 1 BB: 1 P: 17	R: 1 E: 0 K: 1 S: 13	H: 2 LOB: 0 BB: 0 P: 21	R: 0 E: 0 K: 1 S: 5	H: 0 LOB: 0 BB: 1 P: 12	R: 3 E: 2 K: 2 S: 20	H: 3 LOB: 3 BB: 2 P: 34	R: 0 E: 0 K: 1 S: 8	H: 1 LOB: 1 BB: 0 P: 13	R: 0 E: 0 K: 2 S: 11	H: 1 LOB: 1 BB: 0 P: 20	1B: 7 2B: 0 3B: 0 HR: 2	SF: 0 SAC: 0 DP: 2 HBP: 1	WP: 1 PB: 0 SB: 0 CS: 0	PA: 41	
PITCHER	IP	WLS	BF	H	R	ER	SO	BB	IBB	HBP	BLK	WP	HR	S	P	ERA	WHIP				
Bartolo Colon, R ERA: 4.26 (1, 1)	6.2	L	32	7	5	3	4	5	0	1	0	0	2	69	122	4.05	1.800				
Justin Speier, R ERA: 2.09 (7, 1)	1.1		5	1	0	0	2	1	0	0	0	0	0	13	22	0.00	1.500				
Steve Reed, R ERA: 5.83 (9, 1)	1.0		4	1	0	0	2	0	0	0	0	1	0	11	20	0.00	1.000				

Houston Astros @ Cleveland Indians
Jacobs Field, Cleveland, OH
Sun Jul 16 2000, 1:05 PM EDT
Att: 43,031 - Cloudy - 70 F

livebaseballscores.com

AB 34
R 5
H 9
RBI 5
BB 6
SO 8
LOB 23




Batter	1	2	3	4	5	6	7	8	9	AB	R	H	RBI	BB	SO	LOB	BOTTOM				
Roberto Alomar, S OBP: 0.332, SLG: 0.405 (1, 4)	G1-3		K		G6-3				F8	5	0	1	0	0	1	2					
Omar Vizquel, S OBP: 0.353, SLG: 0.388 (1, 6)	WP 1B BB		K		L8					3	0	0	0	1	2	3					
Ricky Ledee, L OBP: 0.328, SLG: 0.406 (1, 7)	F8		F9							4	0	0	0	0	1	1					
Manny Ramirez, R OBP: 0.427, SLG: 0.626 (1, 10)	WP 1B				F2				F8	4	0	2	0	0	0	0					
Jim Thome, L OBP: 0.382, SLG: 0.566 (1, 3)	L9				G1-6-3 BB					3	0	1	0	1	1	3					
Travis Fryman, R OBP: 0.416, SLG: 0.542 (1, 5)		F7			G1-6-3				F7	4	0	0	0	0	3						
Russell Branyan, L OBP: 0.359, SLG: 0.687 (1, 9)		K							F9	4	1	1	1	0	2	0					
Kenny Lofton, L OBP: 0.361, SLG: 0.421 (1, 8)					HR				F7	2	0	1	0	2	0	0					
Sandy Alomar Jr., R OBP: 0.361, SLG: 0.438 (1, 2)					G6-3 BB					4	0	1	0	0	1	3					
Inning Stats	R: 0 E: 0 K: 0 S: 9	H: 1 LOB: 2 BB: 1 P: 19	R: 0 E: 0 K: 1 S: 9	H: 1 LOB: 0 BB: 0 P: 16	R: 0 E: 0 K: 2 S: 15	H: 0 LOB: 0 BB: 1 P: 23	R: 1 E: 0 K: 0 S: 8	H: 1 LOB: 1 BB: 1 P: 14	R: 0 E: 0 K: 1 S: 7	H: 1 LOB: 1 BB: 0 P: 8	R: 0 E: 0 K: 3 S: 14	H: 1 LOB: 2 BB: 1 P: 24	R: 0 E: 0 K: 1 S: 12	H: 1 LOB: 1 BB: 0 P: 17	R: 0 E: 0 K: 0 S: 10	H: 1 LOB: 1 BB: 0 P: 17	1B: 6 2B: 0 3B: 0 HR: 1	SF: 0 SAC: 0 DP: 1 HBP: 0	WP: 1 PB: 0 SB: 0 CS: 0	PA: 37	
PITCHER	IP	WLS	BF	H	R	ER	SO	BB	IBB	HBP	BLK	WP	HR	S	P	ERA	WHIP				
Scott Elarton, R ERA: 5.34 (1, 1)	8.0	W	33	6	1	1	8	4	0	0	0	0	1	80	134	1.12	1.250				
Octavio Dotel, R ERA: 5.55 (9, 1)	1.0		4	1	0	0	0	0	0	0	0	0	0	10	17	0.00	1.000				

Houston Astros @ Cleveland Indians
Jacobs Field, Cleveland, OH
Sun Jul 16 2000, 1:05 PM EDT
Att: 43,031 - Cloudy - 70 F

livebaseballscores.com

AB 33
R 1
H 7
RBI 1
BB 4
SO 8
LOB 15



Batter	1	2	3	4	5	6	7	8	9	AB R H RBI BB SO LOB	TOP											
Bill Spiers, L OBP: 0.397, SLG: 0.403 (1, 5)	G4-3		G3-1				G3-6-3		G1-3	4 0 2 0 1 0 0	Houston Astros @ Cleveland Indians Jacobs Field, Cleveland, OH Mon Jul 17 2000, 7:05 PM EDT Att: 43,081 - Sunny - 83 F											
Craig Biggio, R OBP: 0.390, SLG: 0.374 (1, 4)	G5-3						G3-6-3		G1-3	4 0 1 0 1 0 2												
5 Jeff Bagwell, R OBP: 0.405, SLG: 0.551 (1, 3)			G1-3				F8		K	4 0 0 0 1 1 4												
17 Lance Berkman, S OBP: 0.380, SLG: 0.583 (1, 9)	CS								F7	2 0 0 0 2 1 0												
Moises Alou, R OBP: 0.423, SLG: 0.645 (1, 7)										3 2 1 0 1 1 2												
Richard Hidalgo, R OBP: 0.385, SLG: 0.621 (1, 8)										4 1 1 2 0 1 2												
Mitch Meluskey, S OBP: 0.396, SLG: 0.509 (1, 2)										4 1 2 1 0 0 1												
Daryle Ward, L OBP: 0.271, SLG: 0.492 (1, 10)										4 1 1 2 0 1 1												
Julio Lugo, R OBP: 0.326, SLG: 0.360 (1, 6)										3 1 0 0 1 0 0												
Inning Stats	R: 0 E: 0 K: 0 S: 8	H: 0 LOB: 0 BB: 1 P: 16	R: 2 E: 0 K: 2 S: 11	H: 1 LOB: 0 BB: 1 P: 21	R: 0 E: 0 K: 0 S: 5	H: 0 LOB: 1 BB: 1 P: 13	R: 0 E: 0 K: 1 S: 7	H: 0 LOB: 1 BB: 1 P: 16	R: 0 E: 0 K: 0 S: 17	H: 2 LOB: 2 BB: 0 P: 29	R: 0 E: 0 K: 0 S: 4	H: 0 LOB: 0 BB: 1 P: 8	R: 3 E: 0 K: 0 S: 8	H: 3 LOB: 0 BB: 1 P: 12	R: 1 E: 0 K: 1 S: 11	H: 2 LOB: 1 BB: 0 P: 16	R: 0 E: 0 K: 1 S: 8	H: 0 LOB: 1 BB: 1 P: 14	1B: 5 2B: 1 3B: 0 HR: 2	SF: 0 SAC: 0 DP: 2 HBP: 0	WP: 0 PB: 0 SB: 1 CS: 1	PA: 40
PITCHER	IP WLS BF H R ER SO BB IBB HBP BLK WP HR S P ERA WHIP											PITCHER	IP WLS BF H R ER SO BB IBB HBP BLK WP HR S P ERA WHIP									
Tim Drew, R ERA: 7.5 (1, 1)	5.0 W 21 3 2 2 3 4 0 0 0 0 0 1 48 95 3.60 1.400											Steve Karsay, R ERA: 3.3 (9, 1)	1.0 S 4 0 0 0 1 1 0 0 0 0 0 0 8 14 0.00 1.000									
Jamie Brewington, R ERA: 4.26 (6, 1)	1.0 6 2 3 3 0 2 0 0 0 0 0 1 7 15 27.00 4.000																					
Andrew Lorraine, L ERA: 5.88 (7, 1)	0.0 1 1 0 0 0 0 0 0 0 0 0 0 2 2 ∞ ∞																					
Jaime Navarro, R ERA: 10.99 (7, 1)	1.0 H 2 0 0 0 0 0 0 0 0 0 0 0 3 3 0.00 0.000																					
Paul Shuey, R ERA: 2.4 (8, 1)	1.0 H 5 2 1 1 1 0 0 0 0 0 0 0 0 11 16 9.00 2.000																					


Batter	1	2	3	4	5	6	7	8	9	AB R H RBI BB SO LOB	BOTTOM									
Kenny Lofton, L OBP: 0.366, SLG: 0.424 (1, 8)			F6							3 1 2 1 1 0 0	Houston Astros @ Cleveland Indians Jacobs Field, Cleveland, OH Mon Jul 17 2000, 7:05 PM EDT Att: 43,081 - Sunny - 83 F									
Omar Vizquel, S OBP: 0.352, SLG: 0.390 (1, 6)	F5		G6-3							4 1 1 1 0 0 2										
Roberto Alomar, S OBP: 0.331, SLG: 0.403 (1, 4)										4 0 1 0 0 0 2										
Manny Ramirez, R OBP: 0.424, SLG: 0.617 (1, 10)										3 0 0 0 1 2 3										
Jim Thome, L OBP: 0.386, SLG: 0.587 (1, 3)										3 3 2 2 1 1 1										
Travis Fryman, R OBP: 0.414, SLG: 0.541 (1, 5)										4 0 1 3 0 1 1										
Russell Branyan, L OBP: 0.367, SLG: 0.680 (1, 9)										1 1 0 0 2 1 1										
Jolbert Cabrera, R OBP: 0.272, SLG: 0.273 (8, 9)										1 0 0 0 0 1 0										
Richie Sexson, R OBP: 0.305, SLG: 0.447 (1, 7)										4 1 1 0 0 1 1										
Sandy Alomar Jr., R OBP: 0.359, SLG: 0.439 (1, 2)										4 1 1 1 0 0 0										
Inning Stats	R: 0 E: 0 K: 1 S: 7	H: 1 LOB: 1 BB: 1 P: 15	R: 1 E: 0 K: 1 S: 8	H: 1 LOB: 0 BB: 1 P: 16	R: 0 E: 0 K: 0 S: 7	H: 0 LOB: 0 BB: 0 P: 12	R: 0 E: 0 K: 1 S: 14	H: 0 LOB: 1 BB: 1 P: 22	R: 6 E: 0 K: 1 S: 20	H: 5 LOB: 1 BB: 2 P: 32	R: 0 E: 0 K: 0 S: 9	H: 1 LOB: 0 BB: 0 P: 15	R: 1 E: 0 K: 1 S: 9	H: 1 LOB: 0 BB: 0 P: 16	R: 0 E: 0 K: 2 S: 11	H: 0 LOB: 0 BB: 0 P: 16	1B: 4 2B: 3 3B: 0 HR: 2	SF: 0 SAC: 0 DP: 1 HBP: 0	WP: 0 PB: 0 SB: 2 CS: 0	PA: 36
PITCHER	IP WLS BF H R ER SO BB IBB HBP BLK WP HR S P ERA WHIP											PITCHER	IP WLS BF H R ER SO BB IBB HBP BLK WP HR S P ERA WHIP							
Wade Miller, R ERA: 7.71 (1, 1)	7.0 L 33 9 8 8 5 4 1 0 0 0 0 0 2 74 128 10.29 1.857																			
Doug Henry, R ERA: 4.82 (8, 1)	1.0 3 0 0 0 2 0 0 0 0 0 0 0 0 11 16 0.00 0.000																			

Batter	1	2	3	4	5	6	7	8	9	AB	R	H	RBI	BB	SO	LOB	TOP										
Bill Spiers, L OBP: 0.397, SLG: 0.405 (1,5)	1-1 1B FC4-6 2B		2-2 G3		1-0 L6		4-2 FC6-4 BB		0-1 G3-1	4	1	1	0	1	0	0	Houston Astros @ Cleveland Indians Jacobs Field, Cleveland, OH Tue Jul 18 2000, 7:05 PM EDT Att: 43,135 - Cloudy - 69 F										
Craig Biggio, R OBP: 0.392, SLG: 0.378 (1,4)	0-0 17 FC4-6 1B		2-1 BB 5 1B		0-0		0-1 FC6-4 5 1B		0-0 G5-3	5	0	3	0	0	0	1											
5 Jeff Bagwell, R OBP: 0.406, SLG: 0.550 (1,3)	2-3 1B		2-0 BB 1B		2-3 K		1-1 17 G6-4-3 1B			4	0	2	0	0	2	3											
17 Lance Berkman, S OBP: 0.373, SLG: 0.571 (1,9)	2-1 FC4-6 BB 1-2 3-H		2-1 F7		0-1 P6		2-0 G6-4-3			4	0	0	1	0	0	6											
Moises Alou, R OBP: 0.428, SLG: 0.644 (1,7)	4-2 1-2 BB		4-0 1-2 2-3 BB		3-2 G6-4-3 1B		0-0 G5-3			2	0	1	0	2	0	0											
Richard Hidalgo, R OBP: 0.384, SLG: 0.616 (1,8)	2-3 1B		2-3 K		2-0 G6-4-3 1-2		1-2 G4-6-3 1B			4	0	1	0	0	2	6											
Daryle Ward, L OBP: 0.270, SLG: 0.486 (1,10)		3-3 K		1-1 F9		0-1 2B 1B		2-1 G4-6-3 1-2		4	0	1	0	0	1	1											
Tony Eusebio, R OBP: 0.312, SLG: 0.356 (1,2)		0-3 K		1-1 E5 G4-6-3		2-0 1-3 2B		0-0 HR		4	1	2	1	0	1	0											
Julio Lugo, R OBP: 0.317, SLG: 0.349 (1,6)		2-2 G4-3		0-2 G4-6-3 1-2		1-1 G1-3		2-3 K		4	0	0	0	0	1	3											
Inning Stats	R: 1 E: 0 K: 2 S: 14	H: 2 LOB: 2 BB: 1 P: 25	R: 0 E: 0 K: 2 S: 10	H: 0 LOB: 0 BB: 0 P: 15	R: 0 E: 0 K: 1 S: 13	H: 2 LOB: 3 BB: 1 P: 27	R: 0 E: 1 K: 0 S: 7	H: 0 LOB: 0 BB: 0 P: 9	R: 0 E: 0 K: 1 S: 10	H: 3 LOB: 1 BB: 0 P: 18	R: 0 E: 0 K: 0 S: 10	H: 1 LOB: 1 BB: 1 P: 17	R: 0 E: 0 K: 0 S: 6	H: 1 LOB: 0 BB: 0 P: 9	R: 1 E: 0 K: 1 S: 7	H: 1 LOB: 0 BB: 0 P: 9		1B: 8 2B: 2 3B: 0 HR: 1	SF: 0 SAC: 0 DP: 4 HBP: 0	WP: 0 PB: 0 SB: 0 CS: 0	PA: 38						
PITCHER	IP	WLS	BF	H	R	ER	SO	BB	IBB	HBP	BLK	WP	HR	S	P	ERA	WHIP										
Dave Burba, R ERA: 5.18 (1,1)	7.0	W	31	9	1	1	6	3	0	0	0	0	0	71	121	1.29	1.714										
Steve Reed, R ERA: 5.74 (8,1)	2.0		7	2	1	1	1	0	0	0	0	0	1	13	18	4.50	1.000										

Batter	1	2	3	4	5	6	7	8	9	AB	R	H	RBI	BB	SO	LOB	BOTTOM										
Kenny Lofton, L OBP: 0.369, SLG: 0.425 (1,8)	4-2 1B G4-3 BB	0-0 1B		0-3 K		0-0 E7 SF8 1B	1-2 G3			4	2	2	0	1	1	1	Houston Astros @ Cleveland Indians Jacobs Field, Cleveland, OH Tue Jul 18 2000, 7:05 PM EDT Att: 43,135 - Cloudy - 69 F										
Omar Vizquel, S OBP: 0.355, SLG: 0.391 (1,6)	1-1 BB G4-3 1-3 1B	2-1 G4-3			3-2 G4-3	4-0 HR BB		0-2 G3-6-3 1B		4	1	2	0	1	0	1											
Roberto Alomar, S OBP: 0.332, SLG: 0.407 (1,4)	2-1 G4-3 1-2 3-H		1-0 WP SF8 1B		0-1 S HR 2B	1-2 SF8		3-2 G3-6-3 1-2		4	2	2	2	0	0	2											
Manny Ramirez, R OBP: 0.424, SLG: 0.644 (1,10)	3-2 E6 BB		3-1 SF8		2-2 HR	2-1 HR		1-0 L6		4	2	2	5	0	0	1											
Jim Thome, L OBP: 0.392, SLG: 0.587 (1,3)	4-1 1-2 2-3 BB		4-0 FC5-4 BB		4-2 BB	4-1 FC5-4 BB				0	0	0	0	4	0	0											
Travis Fryman, R OBP: 0.409, SLG: 0.534 (1,5)	1-3 K		1-1 FC5-4		0-0 F3	2-2 FC5-4				4	0	0	0	0	1	6											
Russell Branyan, L OBP: 0.363, SLG: 0.660 (1,9)	2-3 K		0-0 F8		0-3 K		4-2 BB			3	0	0	0	1	2	5											
Jolbert Cabrera, R OBP: 0.272, SLG: 0.273 (8,9)										0	0	0	0	0	0	0											
Richie Sexson, R OBP: 0.304, SLG: 0.443 (1,7)		2-1 G5-3		0-1 G6-3		4-2 FC6-4 BB	2-1 F8			3	0	0	0	1	0	1											
Sandy Alomar Jr., R OBP: 0.352, SLG: 0.429 (1,2)		0-3 K		0-0 G1-3		0-1 FC6-4 1B E	0-0 P6			4	1	0	0	0	1	2											
Inning Stats	R: 1 E: 1 K: 2 S: 19	H: 1 LOB: 3 BB: 2 P: 36	R: 0 E: 0 K: 1 S: 8	H: 1 LOB: 1 BB: 0 P: 12	R: 1 E: 0 K: 0 S: 6	H: 1 LOB: 1 BB: 1 P: 15	R: 0 E: 0 K: 1 S: 6	H: 0 LOB: 0 BB: 0 P: 6	R: 2 E: 0 K: 1 S: 18	H: 2 LOB: 1 BB: 1 P: 27	R: 4 E: 1 K: 0 S: 16	H: 2 LOB: 1 BB: 3 P: 33	R: 0 E: 0 K: 0 S: 8	H: 0 LOB: 1 BB: 1 P: 15	R: 0 E: 0 K: 0 S: 10	H: 1 LOB: 0 BB: 0 P: 14	1B: 5 2B: 1 3B: 0 HR: 2	SF: 2 SAC: 0 DP: 1 HBP: 0	WP: 1 PB: 0 SB: 2 CS: 0	PA: 40							
PITCHER	IP	WLS	BF	H	R	ER	SO	BB	IBB	HBP	BLK	WP	HR	S	P	ERA	WHIP										
Shane Reynolds, R ERA: 4.96 (1,1)	5.2	L	31	7	8	8	5	6	0	0	0	0	0	68	118	12.71	2.294										
Marc Valdes, R ERA: 3.39 (6,1)	0.1		2	0	0	0	0	1	0	0	0	0	0	5	11	0.00	3.000										
Joe Slusarski, R ERA: 3.64 (7,1)	1.0		4	0	0	0	0	1	0	0	0	0	0	8	15	0.00	1.000										
Jose Cabrera, R ERA: 6.15 (8,1)	1.0		3	1	0	0	0	0	0	0	0	0	0	10	14	0.00	1.000										


Houston Astros @ Cleveland Indians
 Jacobs Field, Cleveland, OH
 Tue Jul 18 2000, 7:05 PM EDT
 Att: 43,135 - Cloudy - 69 F

AB 35
R 2
H 11
RBI 2
BB 3
SO 7
LOB 20



Houston Astros @ Cleveland Indians
 Jacobs Field, Cleveland, OH
 Tue Jul 18 2000, 7:05 PM EDT
 Att: 43,135 - Cloudy - 69 F

AB 30
R 8
H 8
RBI 7
BB 8
SO 5
LOB 19



Batter	1	2	3	4	5	6	7	8	9	AB	R	H	RBI	BB	SO	LOB	TOP																					
Johnny Damon, L (1, 8) OBP: 0.370, SLG: 0.444	G3-1		1B		P5		1B	HR		5	2	3	3	0	0	0	Kansas City Royals @ Cleveland Indians Jacobs Field, Cleveland, OH Wed Jul 19 2000, 7:05 PM EDT Att: 43,248 - Cloudy - 66 F																					
Rey Sanchez, R (1, 6) OBP: 0.285, SLG: 0.304	G6-3		1B			1B	1B	G5-3		5	1	3	0	0	0	0																						
29 Mike Sweeney, R (1, 3) OBP: 0.413, SLG: 0.552	FC4-6 BB		G4-3			FC6-4 1B	SF9 1B	F9		4	1	1	1	1	0	3																						
Jermaine Dye, R (1, 9) OBP: 0.389, SLG: 0.597	FC4-6 1-2					1B	1B	F8		4	1	2	0	1	0	1																						
Joe Randa, R (1, 5) OBP: 0.372, SLG: 0.478		F8		FC4-6 1-2		K	SF9		P6	4	0	0	1	0	1	3																						
Mark Quinn, R (1, 7) OBP: 0.340, SLG: 0.484		G5-3		K		HR	F9		G6-3	5	1	1	0	0	1	3																						
Dave McCarty, R (1, 10) OBP: 0.354, SLG: 0.583		G1-3		K		HR	K		P4	5	1	1	4	0	2	3																						
Gregg Zaun, S (1, 2) OBP: 0.365, SLG: 0.362			F9			HR		BB		3	2	1	1	1	0	0																						
Carlos Febles, R (1, 4) OBP: 0.361, SLG: 0.355			K		K	G4-3		BB		3	1	0	0	1	2	0																						
Inning Stats	R: 0 H: 0 E: 0 K: 0 S: 18	H: 0 LOB: 1 BB: 1 P: 27	R: 0 H: 0 E: 0 K: 0 S: 7	H: 0 LOB: 0 BB: 0 P: 10	R: 0 H: 2 E: 0 K: 1 S: 14	H: 2 LOB: 2 BB: 0 P: 21	R: 0 H: 1 E: 0 K: 2 S: 14	H: 1 LOB: 1 BB: 0 P: 21	R: 0 H: 0 E: 0 K: 1 S: 7	H: 0 LOB: 0 BB: 0 P: 11	R: 5 H: 5 E: 0 K: 1 S: 20	H: 5 LOB: 0 BB: 0 P: 31	R: 2 H: 3 E: 0 K: 1 S: 16	H: 3 LOB: 2 BB: 1 P: 26	R: 3 H: 1 E: 0 K: 0 S: 11	H: 1 LOB: 0 BB: 2 P: 21	R: 0 H: 0 E: 0 K: 0 S: 7	H: 0 LOB: 0 BB: 0 P: 10	1B: 9 2B: 0 3B: 0 HR: 3	SF: 1 SAC: 0 DP: 0 HBP: 0	WP: 0 PB: 0 SB: 0 CS: 0	PA: 43																
PITCHER	IP	WLS	BF	H	R	ER	SO	BB	IBB	HBP	BLK	WP	HR	S	P	ERA	WHIP	PITCHER				IP	WLS	BF	H	R	ER	SO	BB	IBB	HBP	BLK	WP	HR	S	P	ERA	WHIP
Chuck Finley, L (1, 1) ERA: 3.85	5.2	L	26	8	5	5	5	1	0	0	0	0	2	79	120	7.94	1.588																					
Justin Speier, R (6, 1) ERA: 2.94	0.1		5	3	2	2	0	1	0	0	0	0	0	8	15	54.00	12.000																					
Jaime Navarro, R (7, 1) ERA: 11.15	2.0		9	1	3	3	1	2	0	0	0	0	1	20	33	13.50	1.500																					
Steve Reed, R (9, 1) ERA: 5.57	1.0		3	0	0	0	0	0	0	0	0	0	0	7	10	0.00	0.000																					

AB	38
R	10
H	12
RBI	10
BB	4
SO	6
LOB	13



Batter	1	2	3	4	5	6	7	8	9	AB	R	H	RBI	BB	SO	LOB	BOTTOM																					
Kenny Lofton, L (1, 8) OBP: 0.367, SLG: 0.421	G3-1		FC4-6 1B	G1-3		G3		F8 S 1B		5	0	1	0	0	0	4	Kansas City Royals @ Cleveland Indians Jacobs Field, Cleveland, OH Wed Jul 19 2000, 7:05 PM EDT Att: 43,248 - Cloudy - 66 F																					
Omar Vizquel, S (1, 6) OBP: 0.356, SLG: 0.391	F7		S 1B		B1-3		BB FC1-2 1B	F8		5	0	2	0	0	0	1																						
Roberto Alomar, S (1, 4) OBP: 0.329, SLG: 0.403	F7		F7		G1-3		FC1-2 BB 1B	G5-3		3	0	0	0	0	0	2																						
Jolbert Cabrera, R (7, 4) OBP: 0.277, SLG: 0.278										2	0	1	0	0	0	1																						
Manny Ramirez, R (1, 10) OBP: 0.419, SLG: 0.632		F7		P4	F9		FC1-2 BB		G6-3	4	0	0	0	1	0	0																						
Jim Thome, L (1, 3) OBP: 0.395, SLG: 0.606		1B		HR		HR			F5	5	2	3	2	0	1	3																						
Travis Fryman, R (1, 5) OBP: 0.407, SLG: 0.532		P5		1B	2B				G5-3	5	1	1	0	0	0	4																						
Ricky Ledee, L (1, 9) OBP: 0.327, SLG: 0.401		P4		1B	BB				G5-3	3	1	0	0	1	0	4																						
Richie Sexson, R (1, 7) OBP: 0.307, SLG: 0.443			G6-3	E8 1B		1B		F7		4	0	2	1	0	0	0																						
Sandy Alomar Jr., R (1, 2) OBP: 0.360, SLG: 0.452			FC4-6 1B	G6-3		1B		HR		4	1	3	1	0	0	1																						
Inning Stats	R: 0 H: 0 E: 0 K: 0 S: 7	H: 1 LOB: 1 BB: 0 P: 11	R: 0 H: 1 E: 0 K: 0 S: 11	H: 1 LOB: 1 BB: 0 P: 18	R: 0 H: 2 E: 0 K: 0 S: 12	H: 2 LOB: 2 BB: 0 P: 19	R: 3 H: 3 E: 1 K: 0 S: 13	H: 3 LOB: 1 BB: 1 P: 21	R: 0 H: 0 E: 0 K: 0 S: 4	H: 0 LOB: 0 BB: 0 P: 7	R: 1 H: 3 E: 0 K: 0 S: 13	H: 3 LOB: 2 BB: 0 P: 22	R: 0 H: 2 E: 0 K: 1 S: 18	H: 2 LOB: 3 BB: 1 P: 29	R: 1 H: 2 E: 0 K: 0 S: 9	H: 2 LOB: 1 BB: 0 P: 15	R: 0 H: 0 E: 0 K: 0 S: 8	H: 0 LOB: 0 BB: 0 P: 11	1B: 9 2B: 1 3B: 0 HR: 3	SF: 0 SAC: 0 DP: 0 HBP: 0	WP: 0 PB: 0 SB: 2 CS: 0	PA: 42																
PITCHER	IP	WLS	BF	H	R	ER	SO	BB	IBB	HBP	BLK	WP	HR	S	P	ERA	WHIP	PITCHER				IP	WLS	BF	H	R	ER	SO	BB	IBB	HBP	BLK	WP	HR	S	P	ERA	WHIP
Mac Suzuki, R (1, 1) ERA: 3.57	6.0	W	28	9	4	3	0	1	0	0	0	0	0	11	17	4.50	1.667																					
Doug Bochtler, R (7, 1) ERA: 4.5	0.0		3	2	0	0	0	1	0	0	0	0	0	4	6	0.00	0.000																					
Tim Byrdak, L (7, 1) ERA: 3.26	0.1	H	1	0	0	0	1	0	0	0	0	0	0	4	6	0.00	0.000																					
Jerry Spradlin, R (7, 1) ERA: 3.26	2.2	S	10	2	1	1	0	0	0	0	0	0	1	20	32	3.38	0.750																					

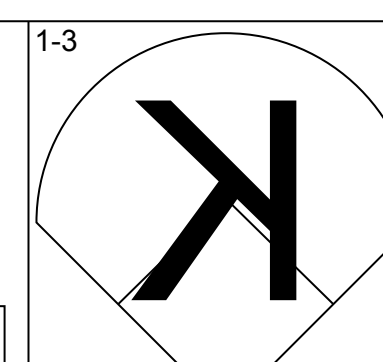
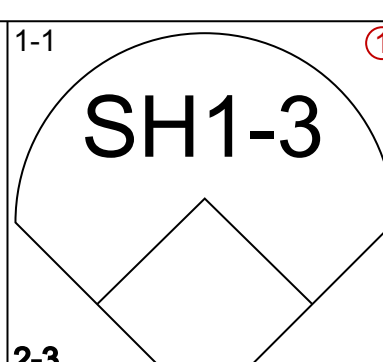
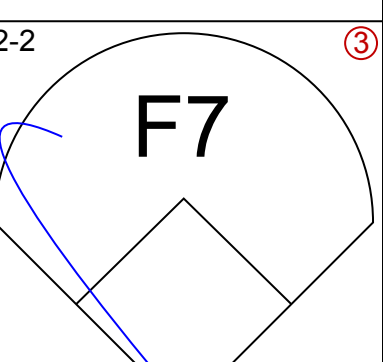
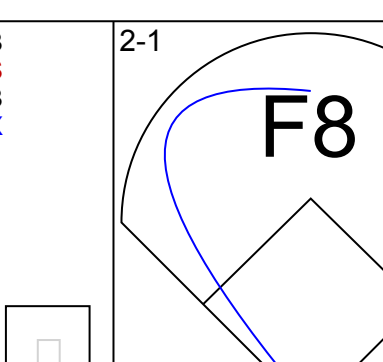
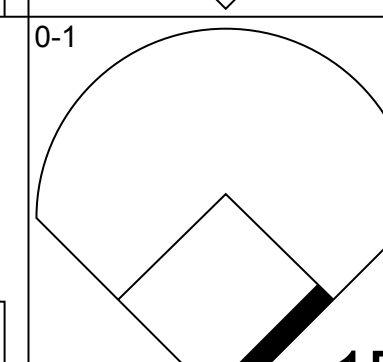
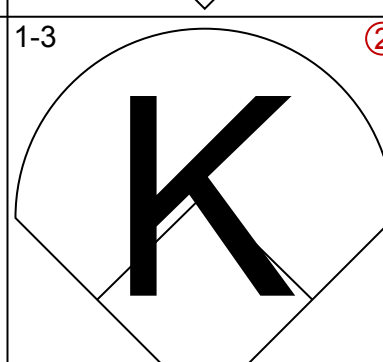
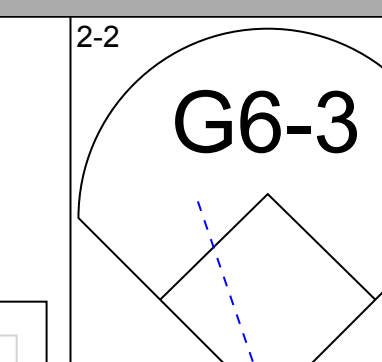
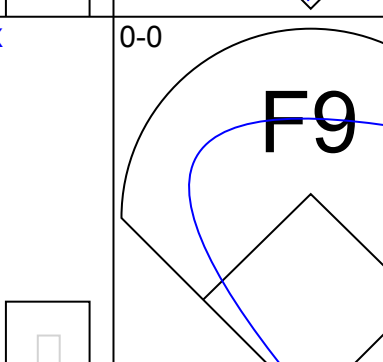
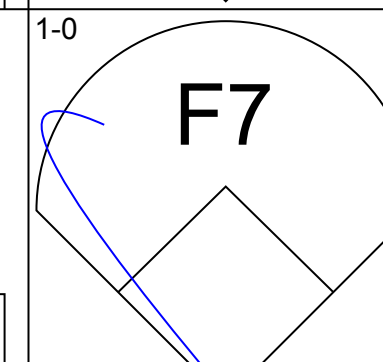
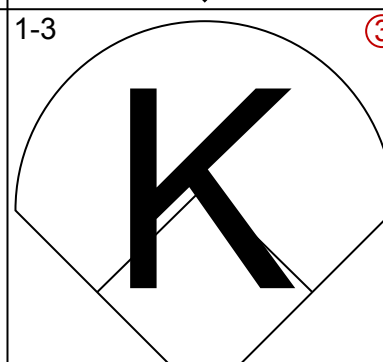
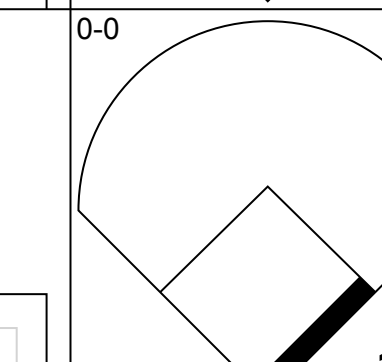
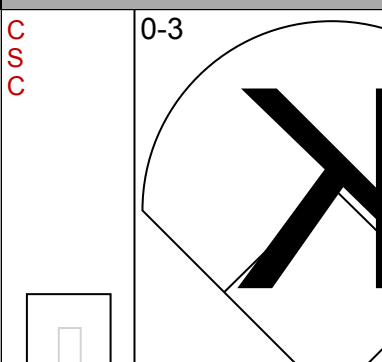
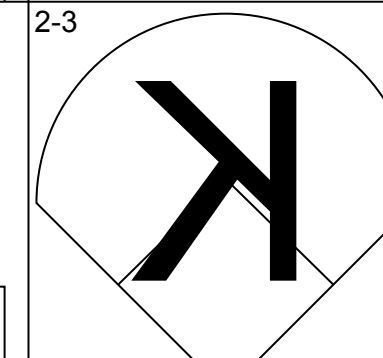
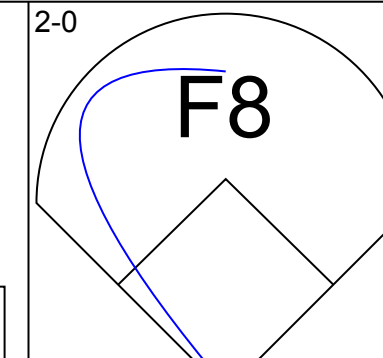
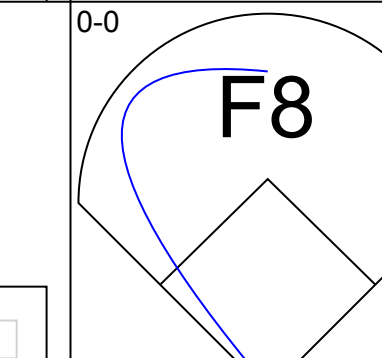
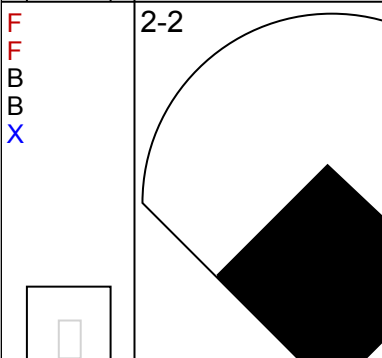
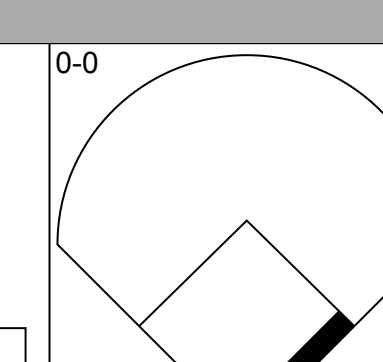
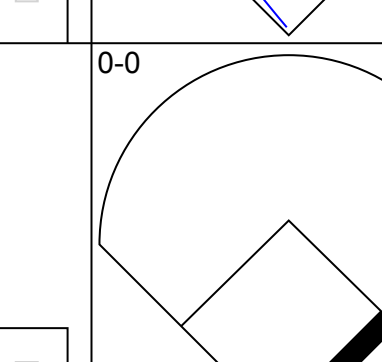
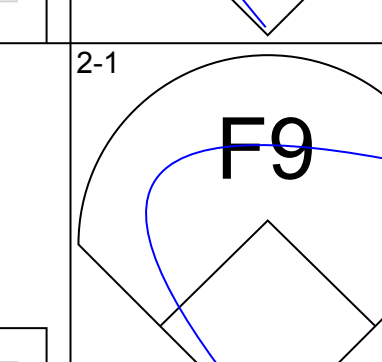
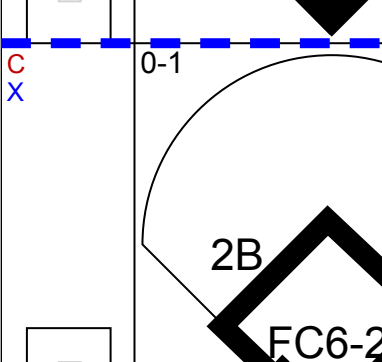

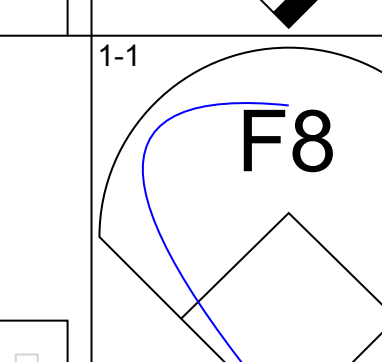
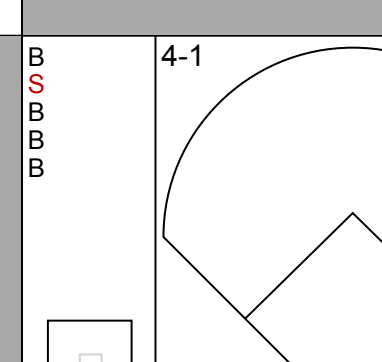
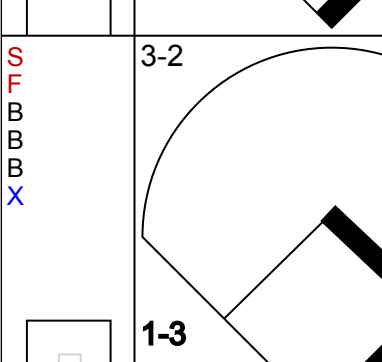

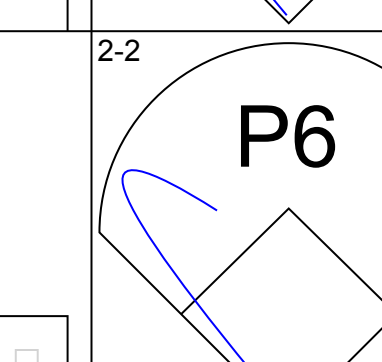
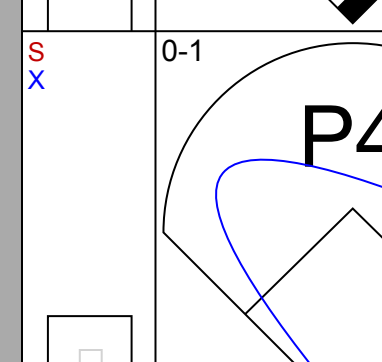
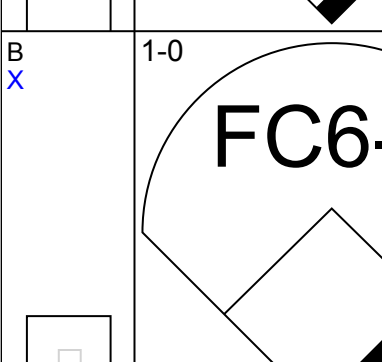

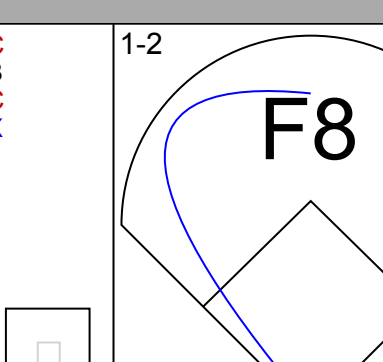
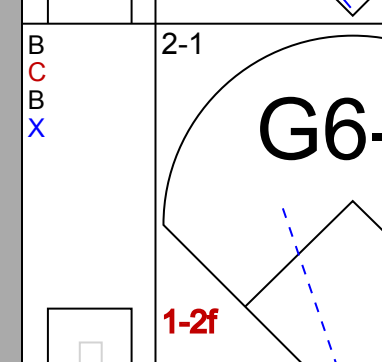
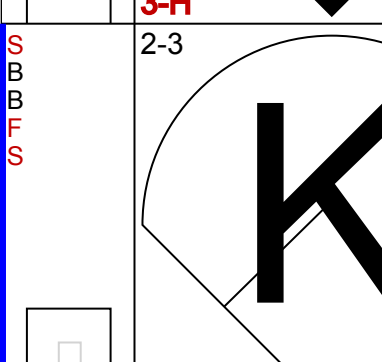
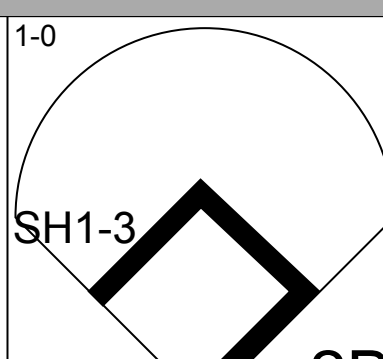
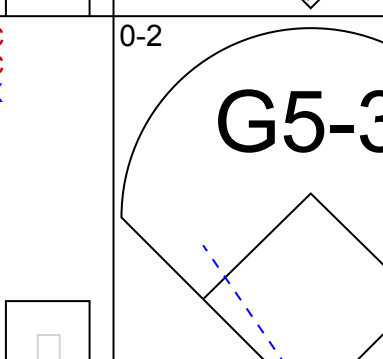
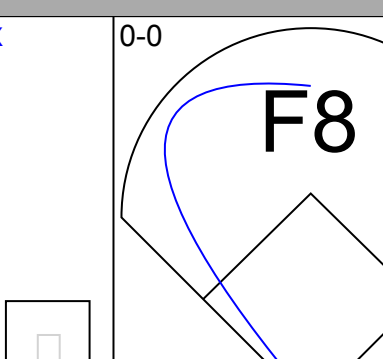
AB	40
R	5
H	13
RBI	4
BB	2
SO	1
LOB	20



Batter	1	2	3	4	5	6	7	8	9	AB	R	H	RBI	BB	SO	LOB	TOP								
Johnny Damon, L OBP: 0.375, SLG: 0.448 (1, 8)										6	2	4	2	0	1	0	Kansas City Royals @ Cleveland Indians Jacobs Field, Cleveland, OH Thu Jul 20 2000, 7:05 PM EDT Att: 43,222 - Cloudy - 73 F								
Rey Sanchez, R OBP: 0.289, SLG: 0.308 (1, 6)										6	2	3	1	0	0	3									
29 Mike Sweeney, R OBP: 0.415, SLG: 0.550 (1, 3)										3	1	1	2	2	0	1									
Jermaine Dye, R OBP: 0.387, SLG: 0.593 (1, 9)										4	0	1	2	0	0	2									
Joe Randa, R OBP: 0.370, SLG: 0.474 (1, 5)										5	1	1	0	0	0	4									
Mark Quinn, R OBP: 0.345, SLG: 0.490 (1, 7)										5	1	3	1	0	1	0									
Todd Dunwoody, L OBP: 0.292, SLG: 0.344 (1, 10)										2	0	1	2	1	0	1									
Gregg Zaun, S OBP: 0.359, SLG: 0.349 (1, 2)										4	1	0	0	1	1	5									
Carlos Febles, R OBP: 0.370, SLG: 0.367 (1, 4)										4	2	3	0	1	0	0									
Inning Stats	R: 0 E: 0 K: 1 S: 10	H: 0 LOB: 0 BB: 0 P: 15	R: 0 E: 0 K: 0 S: 7	H: 1 LOB: 1 BB: 0 P: 13	R: 5 E: 0 K: 0 S: 21	H: 5 LOB: 2 BB: 2 P: 39	R: 1 E: 0 K: 0 S: 8	H: 2 LOB: 1 BB: 1 P: 14	R: 0 E: 0 K: 1 S: 13	H: 1 LOB: 1 BB: 0 P: 17	R: 2 E: 0 K: 0 S: 9	H: 3 LOB: 1 BB: 0 P: 16	R: 0 E: 0 K: 1 S: 7	H: 1 LOB: 2 BB: 1 P: 15	R: 0 E: 0 K: 0 S: 9	H: 1 LOB: 1 BB: 0 P: 13	R: 2 E: 0 K: 0 S: 17	H: 3 LOB: 2 BB: 1 P: 26	1B: 14 2B: 3 HR: 0	SF: 3 SAC: 0 DP: 1 HBP: 0	WP: 1 PB: 0 SB: 2 CS: 0	PA: 47			
PITCHER	IP	WLS	BF	H	R	ER	SO	BB	IBB	HBP	BLK	WP	HR	S	P	ERA	WHIP								
Jim Brower, R ERA: 6.58 (1, 1)	2.1	L	15	6	5	5	1	2	0	0	0	0	0	33	58	19.29	3.429								
Jamie Brewington, R ERA: 4.91 (3, 1)	3.0		15	6	3	3	1	1	0	0	0	1	0	33	52	9.00	2.333								
Justin Speier, R ERA: 2.97 (6, 1)	2.2		12	4	2	2	1	1	0	0	0	0	0	22	37	6.75	1.875								
Cameron Cairncross, L ERA: (9, 1)	1.0		5	1	0	0	0	0	1	0	0	0	0	13	21	0.00	1.000								

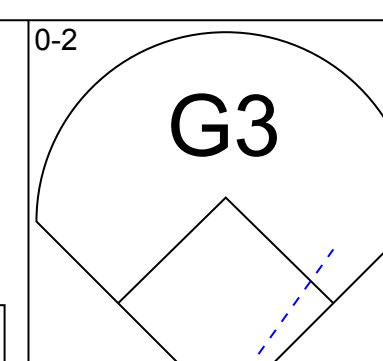
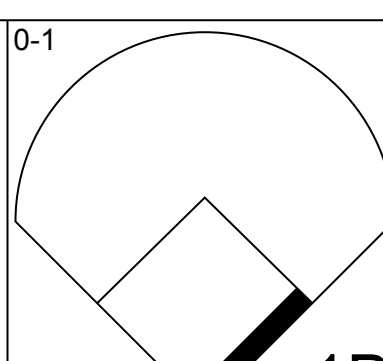
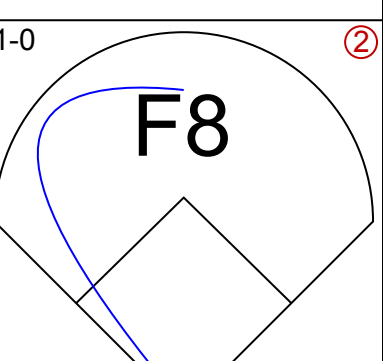
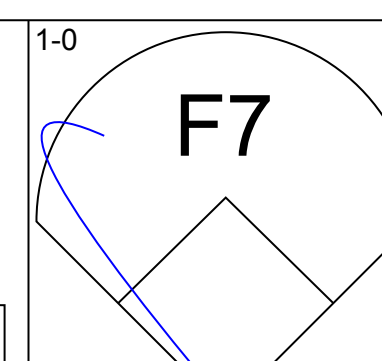
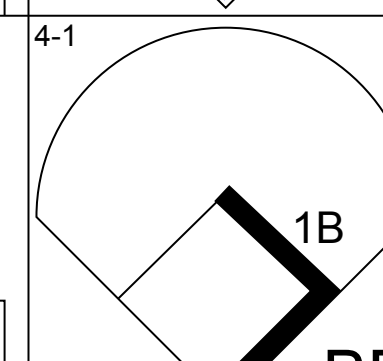
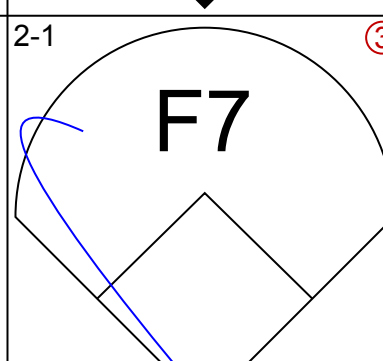
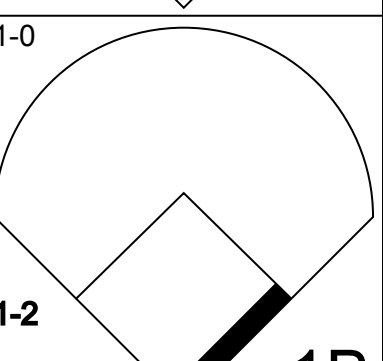
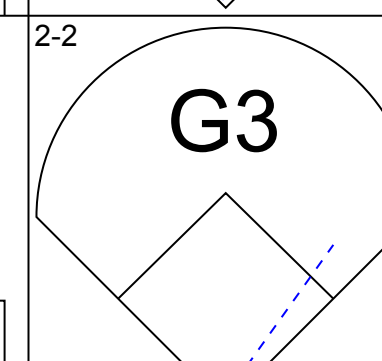
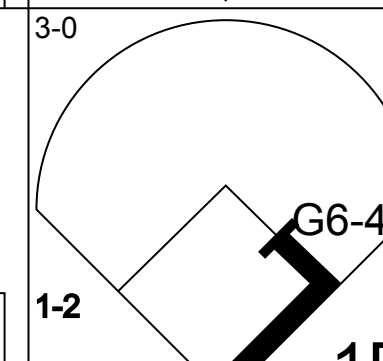
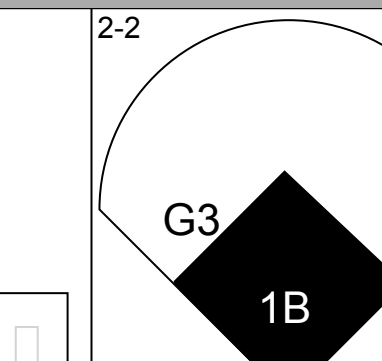
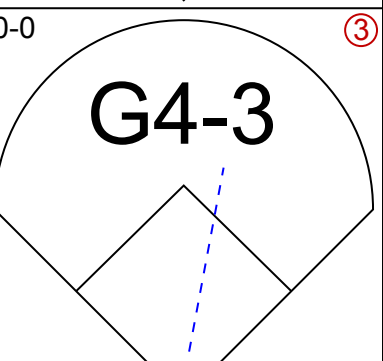
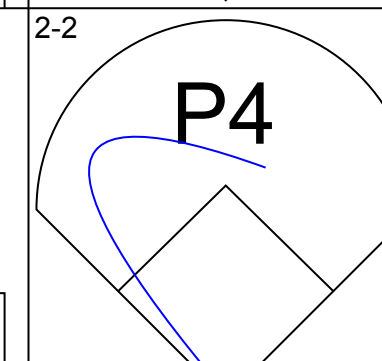
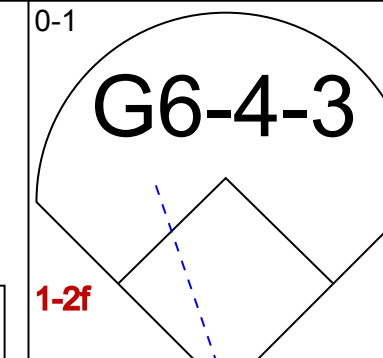
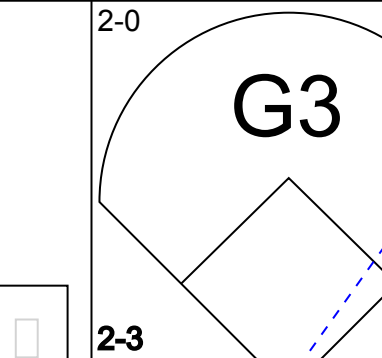
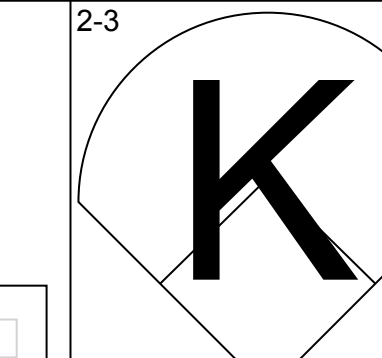
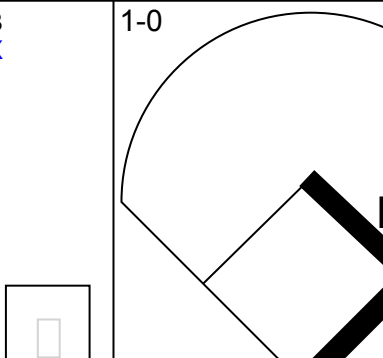
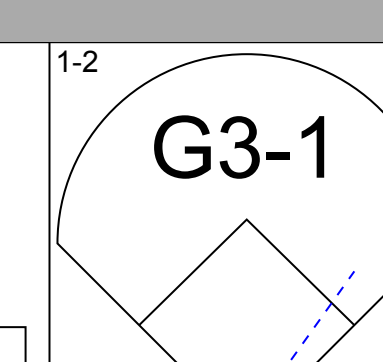
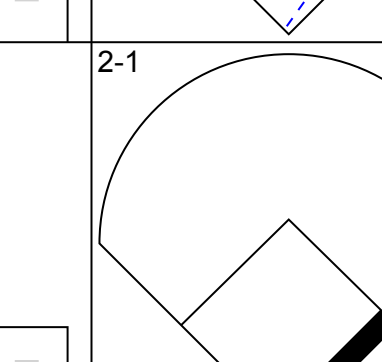
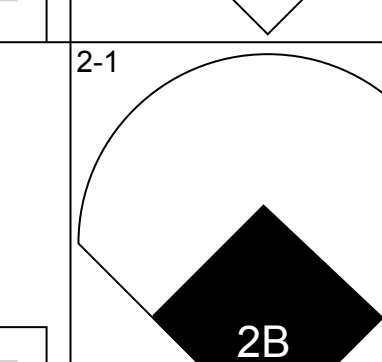
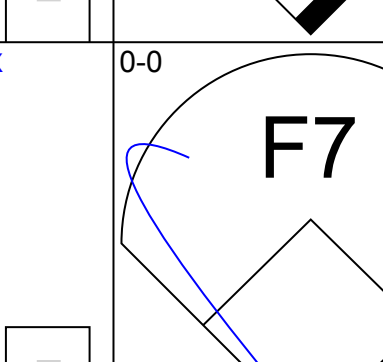
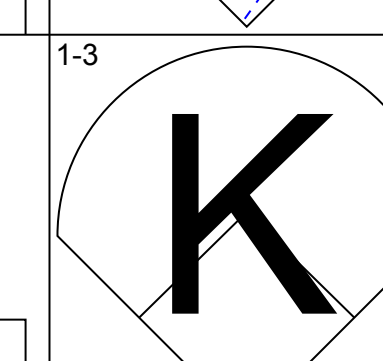
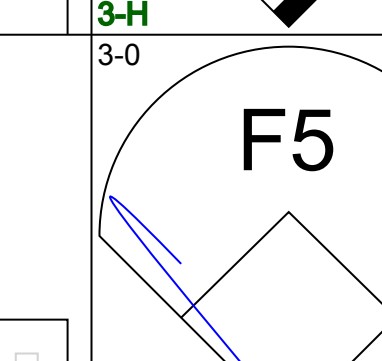
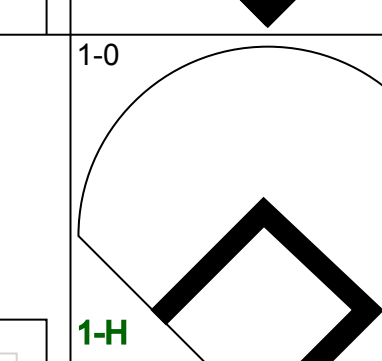
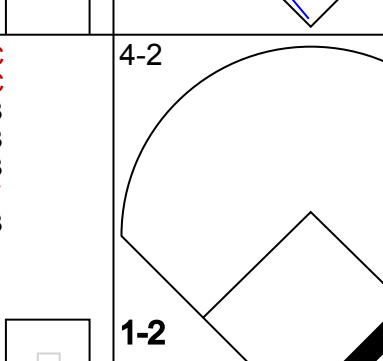
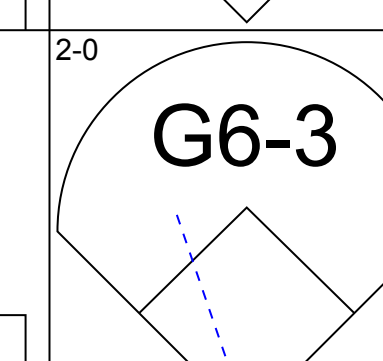
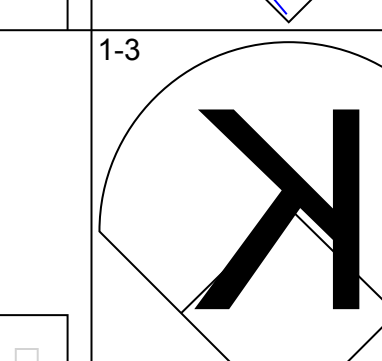
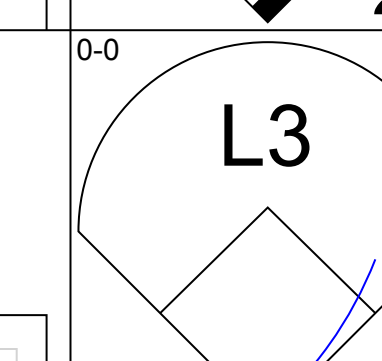
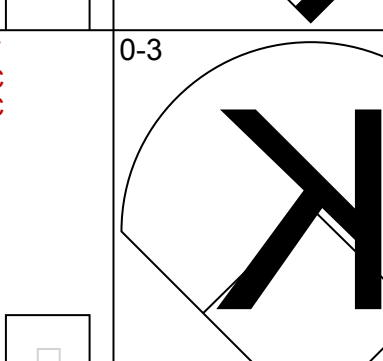
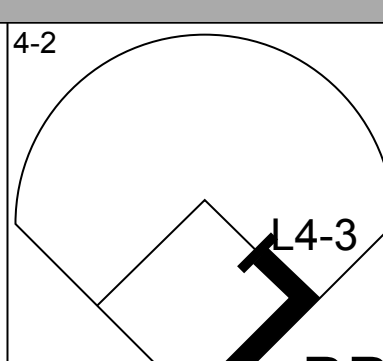
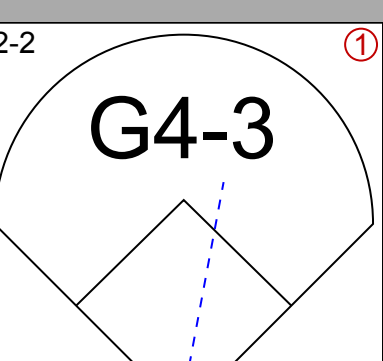
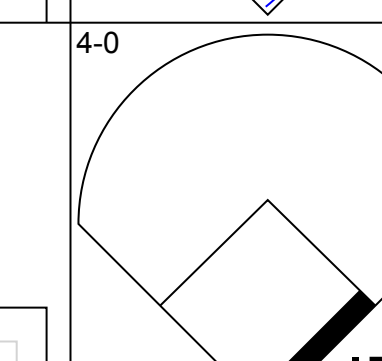
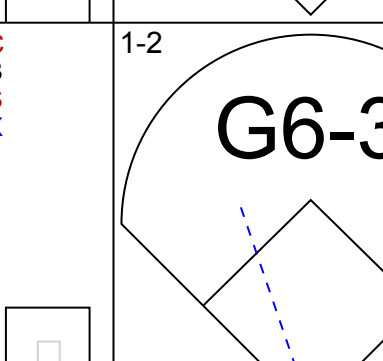
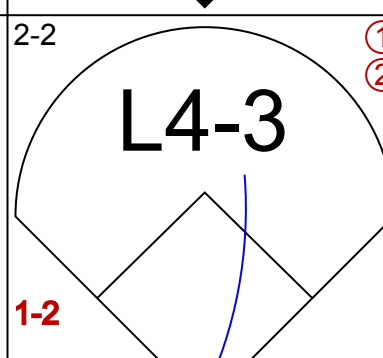
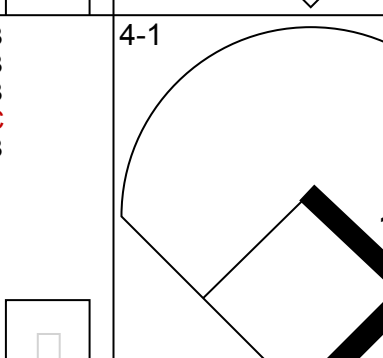
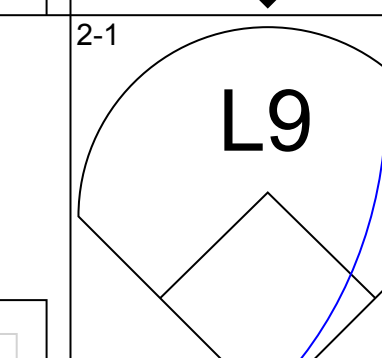
Batter	1	2	3	4	5	6	7	8	9	AB	R	H	RBI	BB	SO	LOB	BOTTOM								
Kenny Lofton, L OBP: 0.367, SLG: 0.418 (1, 8)										4	0	1	0	1	1	0	Kansas City Royals @ Cleveland Indians Jacobs Field, Cleveland, OH Thu Jul 20 2000, 7:05 PM EDT Att: 43,222 - Cloudy - 73 F								
Omar Vizquel, S OBP: 0.354, SLG: 0.391 (1, 6)										5	1	1	0	0	0	3									
Jim Thome, L OBP: 0.396, SLG: 0.604 (1, 3)										4	1	2	1	0	0	0									
Manny Ramirez, R OBP: 0.429, SLG: 0.665 (1, 10)										3	2	3	3	1	0	0									
Travis Fryman, R OBP: 0.405, SLG: 0.531 (1, 5)										4	0	1	0	0	0	3									
Russell Brannan, L OBP: 0.359, SLG: 0.654 (1, 9)										4	1	1	0	0	2	1									
Ricky Ledee, L OBP: 0.326, SLG: 0.411 (1, 7)										4	1	1	2	0	1	1									
Sandy Alomar Jr., R OBP: 0.353, SLG: 0.443 (1, 2)										4	0	0	0	0	1	1									
Jolbert Cabrera, R OBP: 0.276, SLG: 0.277 (1, 4)										4	0	1	0	0	0	0									
Inning Stats	R: 1 E: 0 K: 1 S: 11	H: 3 LOB: 1 BB: 0 P: 19	R: 0 E: 0 K: 0 S: 8	H: 0 LOB: 0 BB: 0 P: 11	R: 0 E: 0 K: 0 S: 6	H: 0 LOB: 0 BB: 0 P: 10	R: 1 E: 0 K: 1 S: 10	H: 1 LOB: 0 BB: 0 P: 16	R: 0 E: 0 K: 0 S: 9	H: 2 LOB: 2 BB: 0 P: 12	R: 2 E: 0 K: 3 S: 14	H: 3 LOB: 1 BB: 0 P: 24	R: 0 E: 0 K: 0 S: 9	H: 0 LOB: 0 BB: 0 P: 17	R: 0 E: 0 K: 0 S: 7	H: 0 LOB: 0 BB: 1 P: 12	R: 2 E: 0 K: 0 S: 15	H: 2 LOB: 1 BB: 1 P: 26	1B: 5 2B: 3 HR: 3	SF: 0 SAC: 0 DP: 2 HBP: 0	WP: 0 PB: 0 SB: 0 CS: 0	PA: 38			
PITCHER	IP	WLS	BF	H	R	ER	SO	BB	IBB	HBP	BLK	WP	HR	S	P	ERA	WHIP								
Jeff Suppan, R ERA: 5.73 (1, 1)	7.1	W	31	9	4	4	5	1	0	0	0	0	1	17	29	10.80	1.800								
Ricky Bottalico, R ERA: 4.56 (8, 1)	1.2		7	2	2	2	0	1	0	0	0	0	1	17	29	10.80	1.800								



Batter	1	2	3	4	5	6	7	8	9	AB	R	H	RBI	BB	SO	LOB	TOP			
Kenny Lofton, L OBP: 0.364, SLG: 0.414 (1, 8)	1-3 		1-1 SH1-3 		2-2 F7 			2-1 F8 		3	0	0	0	0	1	0	Cleveland Indians @ Minnesota Twins Hubert H. Humphrey Metrodome, Minneapolis, MN Fri Jul 21 2000, 8:05 PM EDT Att: 19,231 - Dome - 72 F			
Omar Vizquel, S OBP: 0.353, SLG: 0.350 (1, 6)	0-1 		1-3 K 			2-2 G6-3 		0-0 F9 		4	0	1	0	0	1	1				
Jim Thome, L OBP: 0.394, SLG: 0.600 (1, 3)	1-0 F7 		1-3 K 			0-0 			0-3 	4	0	1	0	0	2	2				
Manny Ramirez, R OBP: 0.426, SLG: 0.671 (1, 10)	2-3 			2-0 F8 			0-0 F8 		2-2 	4	1	1	1	0	1	2				
Travis Fryman, R OBP: 0.409, SLG: 0.534 (1, 5)		0-0 		0-0 			2-1 F9 		0-1 2B FC6-2 1B 	4	0	3	0	0	0	1				
Richie Sexson, R OBP: 0.309, SLG: 0.446 (1, 7)	0-3 			1-1 F8 			4-1 G6-3 BB 		3-2 	3	0	1	0	1	1	2				
Alex Ramirez, R OBP: 0.316, SLG: 0.486 (1, 9)	1-2 P6 			2-2 P6 			0-1 P4 		1-0 FC6-2 	4	0	0	0	0	0	5				
Einar Diaz, R OBP: 0.312, SLG: 0.377 Russell Branyan, L OBP: 0.357, SLG: 0.648 (9, PH)	0-0 F9 				1-2 F8 		2-1 G6-3 		3-H 2-3 K 	3	0	0	0	0	0	2				
Jolbert Cabrera, R OBP: 0.277, SLG: 0.289 (1, 4)			1-0 SH1-3 2B 		0-2 G5-3 			0-0 F8 		3	0	1	0	0	0	0				
Inning Stats	R: 0 E: 0 K: 2 S: 11	H: 1 LOB: 1 BB: 0 P: 15	R: 0 E: 0 K: 1 S: 8	H: 1 LOB: 1 BB: 0 P: 9	R: 0 E: 0 K: 2 S: 9	H: 1 LOB: 1 BB: 0 P: 13	R: 0 E: 0 K: 0 S: 7	H: 1 LOB: 1 BB: 0 P: 12	R: 0 E: 0 K: 0 S: 9	H: 0 LOB: 0 BB: 0 P: 12	R: 0 E: 0 K: 0 S: 5	H: 0 LOB: 0 BB: 1 P: 11	R: 0 E: 0 K: 0 S: 4	H: 0 LOB: 0 BB: 0 P: 6	R: 1 E: 0 K: 2 S: 15	H: 3 LOB: 2 BB: 0 P: 23		1B: 5 2B: 2 3B: 0 HR: 1	SF: 0 SAC: 1 DP: 1 HBP: 0	WP: 0 PB: 0 SB: 0 CS: 0
PITCHER	IP	WLS	BF	H	R	ER	SO	BB	IBB	HBP	BLK	WP	HR	S	P	ERA	WHIP			
Mark Redman, L ERA: 4.35	8.1	W	31	6	1	1	6	1	0	0	0	0	1	67	98	1.08	0.840			
LaTroy Hawkins, R ERA: 3.7	0.2	S	4	2	0	0	1	0	0	0	0	0	0	9	15	0.00	3.000			

AB	33
R	1
H	8
RBI	1
BB	1
SO	7
LOB	17



Batter	1	2	3	4	5	6	7	8	9	AB	R	H	RBI	BB	SO	LOB	BOTTOM			
Cristian Guzman, S OBP: 0.316, SLG: 0.426 (1, 6)	0-2 G3 		0-1 		1-0 F8 			1-0 F7 		4	0	1	0	0	0	1	Cleveland Indians @ Minnesota Twins Hubert H. Humphrey Metrodome, Minneapolis, MN Fri Jul 21 2000, 8:05 PM EDT Att: 19,231 - Dome - 72 F			
Denny Hocking, S OBP: 0.348, SLG: 0.394 (1, 4)	4-1 		2-1 F7 		1-0 		2-2 G3 			3	0	1	0	1	0	1				
Matt Lawton, L OBP: 0.435, SLG: 0.484 (1, 7)	3-0 			2-2 G3 1B 2B 		0-0 G4-3 		2-2 P4 		4	1	2	0	0	0	2				
Ron Coomer, R OBP: 0.324, SLG: 0.432 (1, 3)	0-1 G6-4-3 			2-0 G3 			2-3 K 		1-0 	4	0	1	0	0	1	3				
David Ortiz, L OBP: 0.390, SLG: 0.469 (1, 10)		1-2 G3-1 		2-1 		2-1 2B 1B 		0-0 F7 		4	1	2	1	0	0	1				
Corey Koskie, L OBP: 0.404, SLG: 0.466 (1, 5)		1-3 K 		3-H 3-0 F5 		1-0 2B 1B 		4-2 		3	0	1	1	1	1	1				
Chad Allen, R OBP: 0.351, SLG: 0.353 (1, 9)		2-0 G6-3 		1-3 K 			0-0 L3 		0-3 	4	0	0	0	0	2	4				
Jacque Jones, L OBP: 0.322, SLG: 0.492 (1, 8)			4-2 L4-3 BB 		2-2 G4-3 		4-0 		1-2 G6-3 	2	0	0	0	2	0	2				
Chad Moeller, R OBP: 0.238, SLG: 0.186 (1, 2)			2-2 L4-3 		4-1 		2-1 L9 			2	0	0	0	1	0	3				
Inning Stats	R: 0 E: 0 K: 0 S: 7	H: 1 LOB: 1 BB: 1 P: 14	R: 0 E: 0 K: 1 S: 7	H: 0 LOB: 0 BB: 0 P: 11	R: 0 E: 0 K: 0 S: 10	H: 1 LOB: 1 BB: 1 P: 18	R: 1 E: 0 K: 1 S: 10	H: 2 LOB: 1 BB: 0 P: 20	R: 0 E: 0 K: 0 S: 7	H: 1 LOB: 2 BB: 1 P: 15	R: 1 E: 0 K: 1 S: 9	H: 2 LOB: 2 BB: 1 P: 20	R: 0 E: 0 K: 0 S: 8	H: 0 LOB: 0 BB: 0 P: 13	R: 0 E: 0 K: 1 S: 11	H: 1 LOB: 2 BB: 1 P: 17		1B: 6 2B: 3 3B: 0 HR: 0	SF: 0 SAC: 0 DP: 2 HBP: 0	WP: 0 PB: 0 SB: 0 CS: 0
PITCHER	IP	WLS	BF	H	R	ER	SO	BB	IBB	HBP	BLK	WP	HR	S	P	ERA	WHIP			
Bartolo Colon, R ERA: 4.11	8.0	L	35	8	2	2	4	4	1	0	0	0	0	69	128	2.25	1.500			

AB	30
R	2
H	8
RBI	2
BB	5
SO	4
LOB	18



Batter	1	2	3	4	5	6	7	8	9	AB	R	H	RBI	BB	SO	LOB	TOP			
Kenny Lofton, L OBP: 0.364, SLG: 0.409 (1, 8)	G6-3		F8			G4-3		F7		3	0	0	0	2	0	2	Cleveland Indians @ Minnesota Twins Hubert H. Humphrey Metrodome, Minneapolis, MN Sat Jul 22 2000, 7:05 PM EDT Att: 14,108 - Dome - 72 F			
Omar Vizquel, S OBP: 0.356, SLG: 0.391 (1, 6)	HR		G6-3	K		G4-3		1B		4	1	2	0	1	1	3				
Jim Thome, L OBP: 0.392, SLG: 0.593 (1, 3)	F7		G6-3	K		HBP		K		4	0	0	0	0	2	7				
Manny Ramirez, R OBP: 0.429, SLG: 0.680 (1, 10)	HR			1B	1B	K		F8		3	2	1	2	2	1	5				
Travis Fryman, R OBP: 0.406, SLG: 0.529 (1, 5)	F7			1B		F7		G1-3		5	1	1	0	0	1	1				
Russell Branyan, L OBP: 0.358, SLG: 0.637 (1, 9)		G6-4-3		1B		F9		K		5	1	2	0	0	2	1				
Sandy Alomar Jr., R OBP: 0.354, SLG: 0.444 (1, 2)		G6-4-3		1B		K		F8		4	0	1	0	1	1	3				
Richie Sexson, R OBP: 0.311, SLG: 0.456 (1, 7)		G6-4-3		HR		P4		1B		4	1	2	4	0	0	4				
Jolbert Cabrera, R OBP: 0.286, SLG: 0.290 (1, 4)	G6-3			BB		P3		1B		3	0	1	0	1	0	1				
Inning Stats	R: 2 E: 0 K: 0 S: 8	H: 1 LOB: 0 BB: 1 P: 19	R: 0 E: 0 K: 0 S: 14	H: 1 LOB: 1 BB: 1 P: 22	R: 0 E: 0 K: 0 S: 9	H: 1 LOB: 0 BB: 0 P: 15	R: 4 E: 0 K: 3 S: 15	H: 3 LOB: 2 BB: 3 P: 34	R: 0 E: 0 K: 1 S: 6	H: 0 LOB: 2 BB: 1 P: 11	R: 0 E: 0 K: 2 S: 8	H: 0 LOB: 0 BB: 0 P: 11	R: 0 E: 0 K: 1 S: 12	H: 3 LOB: 3 BB: 0 P: 18	R: 0 E: 0 K: 1 S: 10	H: 0 LOB: 0 BB: 0 P: 12	1B: 7 2B: 1 3B: 0 HR: 2	SF: 0 SAC: 0 DP: 2 HBP: 1	WP: 0 PB: 0 SB: 0 CS: 0	PA: 43
PITCHER	IP	WLS	BF	H	R	ER	SO	BB	IBB	HBP	BLK	WP	HR	S	P	ERA	WHIP			
Mike Lincoln, R ERA: 10.89 (1, 1)	3.1		17	6	6	6	1	3	0	0	0	0	2	38	70	16.20	2.700			
Johan Santana, L ERA: 6.2 (4, 1)	2.1	W	13	1	0	0	2	4	0	1	0	0	0	19	41	0.00	2.143			
Hector Carrasco, R ERA: 4.33 (6, 1)	1.1	H	6	2	0	0	3	0	0	0	0	0	0	15	23	0.00	1.500			
Eddie Guardado, L ERA: 3.19 (8, 1)	0.2	H	3	1	0	0	1	0	0	0	0	0	0	7	11	0.00	1.500			
Bob Wells, R ERA: 3.55 (8, 1)	1.1	S	4	0	0	0	1	0	0	0	0	0	0	11	13	0.00	0.000			
Batter	1	2	3	4	5	6	7	8	9	AB	R	H	RBI	BB	SO	LOB	BOTTOM			
Cristian Guzman, S OBP: 0.314, SLG: 0.422 (1, 6)	F7		SF8-3-6			FC3-6		FC5-4		3	0	0	1	1	1	4	Cleveland Indians @ Minnesota Twins Hubert H. Humphrey Metrodome, Minneapolis, MN Sat Jul 22 2000, 7:05 PM EDT Att: 14,108 - Dome - 72 F			
Denny Hocking, S OBP: 0.348, SLG: 0.394 (1, 4)	1B	CS				F9		L9		5	2	2	0	0	0	3				
Matt Lawton, L OBP: 0.432, SLG: 0.480 (1, 7)	2B	K				G4-3		E6		5	1	1	0	0	1	2				
Ron Coomer, R OBP: 0.330, SLG: 0.443 (1, 3)	1B	1B				2B		G4-3		5	2	4	2	0	0	0				
David Ortiz, L OBP: 0.395, SLG: 0.477 (1, 10)	1B	1B				BLK		K		5	2	3	1	0	2	0				
Corey Koskie, L OBP: 0.408, SLG: 0.472 (1, 5)	1B	G4-3				1B		K		3	1	2	1	1	0	2				
Chad Allen, R OBP: 0.366, SLG: 0.378 (1, 9)	SF9		FC6-4			1B		G6-4-3		3	1	2	2	0	0	1				
Jacque Jones, L OBP: 0.327, SLG: 0.495 (1, 8)	BB		FC6-4			FC3-6		G3		4	1	3	1	0	0	0				
Marcus Jensen, S OBP: 0.323, SLG: 0.336 (1, 2)	BB		FC6-4			K		FC5-4		3	0	1	0	1	1	3				
Inning Stats	R: 4 E: 0 K: 1 S: 21	H: 5 LOB: 3 BB: 2 P: 34	R: 0 E: 0 K: 1 S: 13	H: 3 LOB: 2 BB: 0 P: 25	R: 1 E: 0 K: 0 S: 10	H: 2 LOB: 0 BB: 0 P: 17	R: 3 E: 0 K: 0 S: 11	H: 4 LOB: 1 BB: 0 P: 16	R: 2 E: 0 K: 1 S: 13	H: 2 LOB: 2 BB: 1 P: 22	R: 0 E: 0 K: 1 S: 7	H: 1 LOB: 0 BB: 0 P: 10	R: 0 E: 0 K: 0 S: 11	H: 1 LOB: 1 BB: 0 P: 15	R: 0 E: 0 K: 1 S: 14	H: 0 LOB: 0 BB: 0 P: 20	1B: 14 2B: 6 3B: 0 HR: 0	SF: 2 SAC: 0 DP: 3 HBP: 0	WP: 0 PB: 0 SB: 2 CS: 1	PA: 41
PITCHER	IP	WLS	BF	H	R	ER	SO	BB	IBB	HBP	BLK	WP	HR	S	P	ERA	WHIP			
Tim Drew, R ERA: 10.0 (1, 1)	3.0		19	10	5	5	2	2	0	0	0	0	44	76	15.00	4.000				
Kane Davis, R ERA: 14.73 (4, 1)	1.2	L	10	5	5	3	1	1	0	0	1	0	0	19	30	16.20	3.600			
Cameron Cairncross, L ERA: (5, 1)	2.1		9	3	0	0	1	0	0	0	0	0	0	23	33	0.00	1.286			
Jaime Navaro, R ERA: 10.8 (8, 1)	1.0		3	0	0	0	1	0	0	0	0	0	0	14	20	0.00	0.000			

Batter	1	2	3	4	5	6	7	8	9	AB	R	H	RBI	BB	SO	LOB	TOP										
Kenny Lofton, L OBP: 0.360, SLG: 0.404 (1, 8)	G5-3		K		G6-3		SH5-3		K	4	0	0	0	0	2	1	Cleveland Indians @ Minnesota Twins Hubert H. Humphrey Metrodome, Minneapolis, MN Sun Jul 23 2000, 2:05 PM EDT Att: 13,623 - Dome - 72 F livebaseballscorecards.com										
Omar Vizquel, S OBP: 0.391, SLG: 0.403 (1, 6)	P6		1B		1B		1B		HR	4	2	3	2	1	0	0											
Jim Thome, L OBP: 0.395, SLG: 0.590 (1, 3)	1B		G4-3		BB		WP 1B		K	3	1	1	0	2	1	1											
Manny Ramirez, R OBP: 0.430, SLG: 0.682 (1, 10)	K				K		WP 1B			4	1	2	2	0	2	3											
Travis Fryman, R OBP: 0.407, SLG: 0.539 (1, 5)							P4		SF9-2-5	3	1	2	3	0	0	0											
Ricky Ledee, L OBP: 0.325, SLG: 0.412 (1, 9)	G1-6-3		K		1B		1B		L6	4	1	1	0	0	1	1											
Richie Sexson, R OBP: 0.311, SLG: 0.453 (1, 7)	F9		K		1B		G5-4-3		K	4	0	1	1	0	2	0											
Einar Diaz, R OBP: 0.310, SLG: 0.387 (1, 2)			1B		P6		G5-4-3		F3	4	1	1	0	0	0	1											
Jolbert Cabrera, R OBP: 0.284, SLG: 0.288 (1, 4)			K		F7		SH5-3		F5	4	1	1	0	0	1	1											
Inning Stats	R: 0 H: 1 E: 0 K: 1 S: 11	H: 1 LOB: 1 BB: 0 P: 16	R: 0 H: 1 E: 0 K: 0 S: 4	H: 1 LOB: 0 BB: 5	R: 1 H: 2 E: 0 K: 2 S: 14	H: 2 LOB: 1 BB: 0 P: 24	R: 2 H: 2 E: 0 K: 2 S: 17	H: 2 LOB: 0 BB: 0 P: 24	R: 0 H: 1 E: 0 K: 1 S: 13	H: 1 LOB: 2 BB: 1 P: 24	R: 1 H: 2 E: 0 K: 0 S: 10	H: 2 LOB: 0 BB: 2 P: 14	R: 3 H: 2 E: 0 K: 0 S: 12	H: 2 LOB: 0 BB: 2 P: 24	R: 0 H: 0 E: 0 K: 1 S: 10	H: 0 LOB: 0 BB: 0 P: 18	R: 1 H: 1 E: 0 K: 2 S: 9	H: 1 LOB: 0 BB: 0 P: 14	1B: 7 2B: 3 3B: 1 HR: 2	SF: 1 SAC: 1 DP: 3 HBP: 0	WP: 1 PB: 0 SB: 0 CS: 0	PA: 39					
PITCHER	IP	WLS	BF	H	R	ER	SO	BB	IBB	HBP	BLK	WP	HR	S	P	ERA	WHIP										
Brad Radke, R ERA: 4.14 (1, 1)	6.0	L	26	9	4	4	6	1	0	0	0	0	1	69	107	6.00	1.667										
Travis Miller, L ERA: 4.12 (7, 1)	0.1		4	1	3	3	0	2	0	0	0	0	0	7	15	81.00	9.000										
Hector Carrasco, R ERA: 4.27 (7, 1)	0.2		2	1	0	0	0	0	0	0	0	1	0	5	9	0.00	1.500										
54 Jason Ryan, R ERA: 11.57 (8, 1)	2.0		7	1	1	1	3	0	0	0	0	0	1	19	32	4.50	0.500										

Batter	1	2	3	4	5	6	7	8	9	AB	R	H	RBI	BB	SO	LOB	BOTTOM										
Cristian Guzman, S OBP: 0.315, SLG: 0.422 (1, 6)	K		K2-3		1B		K		G6-3	5	0	2	0	0	3	0	Cleveland Indians @ Minnesota Twins Hubert H. Humphrey Metrodome, Minneapolis, MN Sun Jul 23 2000, 2:05 PM EDT Att: 13,623 - Dome - 72 F livebaseballscorecards.com										
Jay Canizaro, R OBP: 0.346, SLG: 0.436 (1, 4)	G6-3		K		G5-3		P6		G6-3	5	0	0	0	0	1	3											
Matt Lawton, L OBP: 0.435, SLG: 0.480 (1, 7)	HR		1B				F8		WP	2	1	1	0	1	0	0											
Ron Coomer, R OBP: 0.332, SLG: 0.452 (1, 3)	HR		F3		1B		G6-3			4	2	2	2	0	0	2											
David Ortiz, L OBP: 0.392, SLG: 0.473 (1, 10)	F8				F9		BB		F9	4	0	1	0	0	0	0											
Corey Koskie, L OBP: 0.409, SLG: 0.468 (1, 5)			G4-3-6		F8		BB		K	2	0	0	0	2	1	0											
Chad Allen, R OBP: 0.372, SLG: 0.368 (1, 9)			G4-3-6		K		BB		F7	1	0	0	0	1	1	0											
Midre Cummings, L OBP: 0.363, SLG: 0.444 (6, PH) (7, 9)			G4-3-6		K		BB			1	0	0	1	1	0	0											
Jacque Jones, L OBP: 0.326, SLG: 0.492 (1, 8)			G4-3-6		K		K		K	2	0	0	0	0	1	2											
Denny Hocking, S OBP: 0.346, SLG: 0.350 (6, PH) (7, 8)			G4-3-6		K		K		K	2	0	0	0	0	2	3											
Chad Moeller, R OBP: 0.231, SLG: 0.180 (1, 2)			K		K		P6		1B	2	0	0	0	0	2	1											
Marcus Jensen, S OBP: 0.325, SLG: 0.338 (6, PH) (7, 2)			K		K				1B	2	0	1	0	0	0	3											
Inning Stats	R: 2 H: 1 E: 0 K: 1 S: 11	H: 0 LOB: 1 BB: 2 P: 20	R: 0 H: 0 E: 0 K: 1 S: 7	H: 0 LOB: 2 BB: 2 P: 16	R: 0 H: 1 E: 0 K: 2 S: 8	H: 1 LOB: 0 BB: 0 P: 12	R: 0 H: 0 E: 0 K: 1 S: 7	H: 0 LOB: 0 BB: 0 P: 9	R: 0 H: 1 E: 0 K: 2 S: 11	H: 1 LOB: 1 BB: 0 P: 13	R: 1 H: 2 E: 0 K: 0 S: 16	H: 2 LOB: 3 BB: 2 P: 33	R: 0 H: 0 E: 0 K: 1 S: 8	H: 0 LOB: 1 BB: 0 P: 14	R: 0 H: 0 E: 0 K: 1 S: 9	H: 0 LOB: 0 BB: 0 P: 13	R: 0 H: 2 E: 0 K: 1 S: 9	H: 2 LOB: 1 BB: 0 P: 16	1B: 6 2B: 0 3B: 0 HR: 1	SF: 0 SAC: 0 DP: 2 HBP: 1	WP: 1 PB: 0 SB: 2 CS: 0	PA: 38					
PITCHER	IP	WLS	BF	H	R	ER	SO	BB	IBB	HBP	BLK	WP	HR	S	P	ERA	WHIP										
Dave Burba, R ERA: 5.18 (1, 1)	5.1	W	25	3	3	3	7	5	0	0	0	0	0	3	6	0.00	0.000										
Cameron Cairncross, L ERA: (6, 1)	0.1	H	1	0	0	0	1	0	0	0	0	0	0	3	6	0.00	0.000										
Justin Speier, R ERA: 2.78 (6, 1)	2.1	H	8	0	0	0	2	0	0	1	0	1	0	20	32	0.00	0.000										
Steve Karsay, R ERA: 3.22 (9, 1)	1.0		4	2	0	0	1	0	0	0	0	0	0	9	16	0.00	2.000										



Batter	1	2	3	4	5	6	7	8	9	AB	R	H	RBI	BB	SO	LOB	TOP										
Kenny Lofton, L OBP: 0.358, SLG: 0.400 (1, 8)	G4-3		L8		G6-3			G6-3		5	1	1	0	0	0	1	Cleveland Indians @ Toronto Blue Jays SkyDome, Toronto, ON Tue Jul 25 2000, 7:05 PM EDT Att: 28,672 - Sunny - 71 F										
Omar Vizquel, S OBP: 0.384, SLG: 0.405 (1, 6)	HR		G3-1		F7			G4-3		3	2	1	1	2	0	0											
Roberto Alomar, S OBP: 0.330, SLG: 0.414 (1, 4)	HR				1B			G4-3		5	2	2	2	0	1	3											
Manny Ramirez, R OBP: 0.426, SLG: 0.670 (1, 10)	F2				F8			2B		4	1	0	0	1	1	1											
Jim Thome, L OBP: 0.397, SLG: 0.589 Richie Sexson, R (8, PH) OBP: 0.314, SLG: 0.458 (8, 3)	F5				1B			1B		1	0	0	0	2	0	0											
Travis Fryman, R OBP: 0.407, SLG: 0.536 (1, 5)					BB			1B		1	1	1	1	1	0	0											
Ricky Ledee, L OBP: 0.326, SLG: 0.409 (1, 7)	G4-3				1B			1B		4	1	1	1	1	1	2											
Russell Branyan, L OBP: 0.350, SLG: 0.621 Jolbert Cabrera, R OBP: 0.297, SLG: 0.302 (7, 9)	K				K			1B		3	0	0	0	0	3	2											
Sandy Alomar Jr., R OBP: 0.350, SLG: 0.443 (1, 2)					G4-3			1B		5	0	1	2	0	0	3											
Inning Stats	R: 2 E: 0 K: 0 S: 10	H: 1 LOB: 0 BB: 1 P: 20	R: 0 E: 0 K: 1 S: 7	H: 0 LOB: 0 BB: 0 P: 11	R: 0 E: 0 K: 0 S: 9	H: 0 LOB: 0 BB: 0 P: 14	R: 1 E: 0 K: 2 S: 19	H: 2 LOB: 2 BB: 1 P: 32	R: 0 E: 0 K: 2 S: 5	H: 0 LOB: 1 BB: 1 P: 17	R: 0 E: 0 K: 1 S: 6	H: 0 LOB: 0 BB: 0 P: 10	R: 7 E: 0 K: 0 S: 18	H: 6 LOB: 2 BB: 3 P: 36	R: 0 E: 0 K: 0 S: 8	H: 1 LOB: 3 BB: 2 P: 19		1B: 5 2B: 4 3B: 0 HR: 1	SF: 0 SAC: 0 DP: 0 HBP: 0	WP: 1 PB: 0 SB: 0 CS: 0	PA: 45						
PITCHER	IP	WLS	BF	H	R	ER	SO	BB	IBB	HBP	BLK	WP	HR	S	P	ERA	WHIP										
Kelvin Escobar, R ERA: 5.03 (1, 1)	7.1	L	31	5	6	6	6	3	1	0	0	1	1	68	124	7.36	1.091										
Pedro Borbon, L ERA: 6.03 (8, 1)	0.0		3	2	0	0	0	0	1	0	0	0	0	3	7	∞	∞										
Paul Quantrill, R ERA: 4.34 32 Roy Halladay, R ERA: 10.86 (9, 1)	0.2		5	2	4	4	0	1	0	0	0	0	0	10	17	54.00	4.500										
Inning Stats	R: 0 E: 0 K: 0 S: 10	H: 0 LOB: 0 BB: 0 P: 12	R: 0 E: 0 K: 1 S: 5	H: 1 LOB: 0 BB: 0 P: 9	R: 0 E: 0 K: 0 S: 5	H: 1 LOB: 0 BB: 0 P: 9	R: 2 E: 0 K: 2 S: 16	H: 2 LOB: 1 BB: 1 P: 27	R: 0 E: 0 K: 1 S: 17	H: 2 LOB: 2 BB: 0 P: 27	R: 0 E: 0 K: 1 S: 10	H: 0 LOB: 0 BB: 0 P: 13	R: 0 E: 0 K: 1 S: 10	H: 1 LOB: 1 BB: 0 P: 18	R: 1 E: 0 K: 1 S: 12	H: 1 LOB: 1 BB: 1 P: 24	1B: 6 2B: 3 3B: 0 HR: 0	SF: 0 SAC: 0 DP: 2 HBP: 0	WP: 1 PB: 0 SB: 0 CS: 1	PA: 38							
PITCHER	IP	WLS	BF	H	R	ER	SO	BB	IBB	HBP	BLK	WP	HR	S	P	ERA	WHIP										
Chuck Finley, L ERA: 3.82 Justin Speier, R ERA: 2.78 (1, 1)	5.2	W	24	7	2	2	7	3	0	0	0	1	0	59	99	3.18	1.765										
Cameron Cairncross, L ERA: (6, 1)	0.1	H	1	0	0	0	0	0	0	0	0	0	0	1	3	0.00	0.000										
Steve Reed, R ERA: 5.4 Paul Shuey, R ERA: 2.32 (7, 1)	1.0	H	3	0	0	0	0	0	0	0	0	0	0	9	13	0.00	0.000										
Inning Stats	R: 0 E: 0 K: 0 S: 9	H: 0 LOB: 0 BB: 0 P: 12	R: 0 E: 0 K: 1 S: 5	H: 1 LOB: 0 BB: 0 P: 9	R: 0 E: 0 K: 0 S: 5	H: 1 LOB: 0 BB: 0 P: 9	R: 2 E: 0 K: 2 S: 16	H: 2 LOB: 1 BB: 1 P: 27	R: 0 E: 0 K: 1 S: 17	H: 2 LOB: 2 BB: 0 P: 27	R: 0 E: 0 K: 1 S: 10	H: 0 LOB: 0 BB: 0 P: 13	R: 0 E: 0 K: 1 S: 10	H: 1 LOB: 1 BB: 0 P: 18	R: 1 E: 0 K: 1 S: 12	H: 1 LOB: 1 BB: 1 P: 24	1B: 6 2B: 3 3B: 0 HR: 0	SF: 0 SAC: 0 DP: 2 HBP: 0	WP: 1 PB: 0 SB: 0 CS: 1	PA: 38							
PITCHER	IP	WLS	BF	H	R	ER	SO	BB	IBB	HBP	BLK	WP	HR	S	P	ERA	WHIP										
Jamie Brewington, R ERA: 5.09 (9, 1)	1.0		5	1	1	1	1	1	0	0	0	0	0	12	24	9.00	2.000										

Batter	1	2	3	4	5	6	7	8	9	AB	R	H	RBI	BB	SO	LOB	BOTTOM										
Shannon Stewart, R OBP: 0.368, SLG: 0.540 (1, 7)	K				WP			F7		4	1	1	0	1	1	1	Cleveland Indians @ Toronto Blue Jays SkyDome, Toronto, ON Tue Jul 25 2000, 7:05 PM EDT Att: 28,672 - Sunny - 71 F										
Homer Bush, R OBP: 0.289, SLG: 0.257 (1, 4)	L3				1B			F8		5	1	1	0	0	1	3											
Tony Batista, R OBP: 0.334, SLG: 0.601 (1, 5)	K				1B			K		4	0	1	0	0	3	2											
Carlos Delgado, L OBP: 0.481, SLG: 0.725 (1, 3)					G6-4-3			1B		3	0	3	2	1	0	0											
Marty Cordova, R OBP: 0.328, SLG: 0.381 (1, 9)	G6-4-3				G1-3			2B		4	0	0	0	0	1	4											
Todd Greene, R OBP: 0.269, SLG: 0.400 (1, 10)	K				K			G6-3		3	0	0	0	1	2	2											
José Cruz Jr., S OBP: 0.326, SLG: 0.474 (1, 8)					F9			G3-1		2	1	0	0	2	0	0											
Alberto Castillo, R ERA: 3.82 Darwin Fletcher, L OBP: 0.356, SLG: 0.527 (6, PH) (7, 2)					1B			K		2	0	1	0	0	1	0											
Alex Gonzalez, R OBP: 0.308, SLG: 0.381 (1, 6)	G6-4-3				1B			L4		2	0	0	0	0	0	4											
Inning Stats	R: 0 E: 0 K: 2 S: 9	H: 0 LOB: 0 BB: 0 P: 12	R: 0 E: 0 K: 1 S: 5	H: 1 LOB: 0 BB: 0 P: 9	R: 0 E: 0 K: 0 S: 5	H: 1 LOB: 0 BB: 0 P: 9	R: 2 E: 0 K: 2 S: 16	H: 2 LOB: 1 BB: 1 P: 27	R: 0 E: 0 K: 1 S: 17	H: 2 LOB: 2 BB: 0 P: 27	R: 0 E: 0 K: 1 S: 10	H: 0 LOB: 0 BB: 0 P: 13	R: 0 E: 0 K: 1 S: 10	H: 1 LOB: 1 BB: 0 P: 18	R: 1 E: 0 K: 1 S: 12	H: 1 LOB: 1 BB: 1 P: 24		1B: 6 2B: 3 3B: 0 HR: 0	SF: 0 SAC: 0 DP: 2 HBP: 0	WP: 1 PB: 0 SB: 0 CS: 1	PA: 38						
PITCHER	IP	WLS	BF	H	R	ER	SO	BB	IBB	HBP	BLK	WP	HR	S	P	ERA	WHIP										
Justin Speier, R ERA: 2.78 (6, 1)	0.0		1	0	0	0	0	1	0	0	0	0	0	2	6	∞	∞										
Steve Reed, R ERA: 5.4 Paul Shuey, R ERA: 2.32 (7, 1)	1.0	H	3	0	0	0	0	0	0	0	0	0	0	9	13	0.00	0.000										
Inning Stats	R: 0 E: 0 K: 0 S: 9	H: 0 LOB: 0 BB: 0 P: 12	R: 0 E: 0 K: 1 S: 5	H: 1 LOB: 0 BB: 0 P: 9	R: 0 E: 0 K: 0 S: 5	H: 1 LOB: 0 BB: 0 P: 9	R: 2 E: 0 K: 2 S: 16	H: 2 LOB: 1 BB: 1 P: 27	R: 0 E: 0 K: 1 S: 17	H: 2 LOB: 2 BB: 0 P: 27	R: 0 E: 0 K: 1 S: 10	H: 0 LOB: 0 BB: 0 P: 13	R: 0 E: 0 K: 1 S: 10	H: 1 LOB: 1 BB: 0 P: 18	R: 1 E: 0 K: 1 S: 12	H: 1 LOB: 1 BB: 1 P: 24	1B: 6 2B: 3 3B: 0 HR: 0	SF: 0 SAC: 0 DP: 2 HBP: 0	WP: 1 PB: 0 SB: 0 CS: 1	PA: 38							
PITCHER	IP	WLS	BF	H	R	ER	SO	BB	IBB	HBP	BLK	WP	HR	S	P	ERA	WHIP										
Jamie Brewington, R ERA: 5.09 (9, 1)	1.0		5	1	1	1	1	1	0	0	0	0	0	12	24	9.00	2.000										




Batter	1	2	3	4	5	6	7	8	9	AB	R	H	RBI	BB	SO	LOB	TOP					
Jolbert Cabrera, R OBP: 0.287, SLG: 0.291 (1, 8)	G6-3		L6-4			K		K		4	0	0	0	0	2	3	Cleveland Indians @ Toronto Blue Jays SkyDome, Toronto, ON Wed Jul 26 2000, 12:35 PM EDT Att: 31,183 - Sunny - 81°F					
Omar Vizquel, S OBP: 0.381, SLG: 0.401 (1, 6)	F8			P4		F7		G6-3		4	0	0	0	0	0	1						
Roberto Alomar, S OBP: 0.329, SLG: 0.413 (1, 4)	F9			K		L9			1B	4	0	1	0	0	1	1						
Manny Ramirez, R OBP: 0.420, SLG: 0.658 (1, 10)		K		L7			L7		K	4	0	0	0	0	2	1						
Travis Fryman, R OBP: 0.403, SLG: 0.530 (1, 5)	F8				G6-3		K		K	4	0	0	0	0	2	1						
Richie Sexson, R OBP: 0.315, SLG: 0.460 (1, 7)	G6-3				K					3	0	1	0	0	1	0						
Jim Thome, L OBP: 0.396, SLG: 0.589 (1, 3)			L6-4		K				K	3	0	1	0	0	2	1						
Alex Ramirez, R OBP: 0.316, SLG: 0.482 (1, 9)			K					G6-3		3	1	1	0	0	1	1						
Einar Diaz, R OBP: 0.316, SLG: 0.394 (1, 2)								L6		2	0	1	1	1	0	0						
Inning Stats	R: 0 H: 0 E: 0 K: 0 S: 6	H: 0 LOB: 0 BB: 0 P: 11	R: 0 H: 0 E: 0 K: 1 S: 6	H: 0 LOB: 0 BB: 0 P: 6	R: 0 H: 1 E: 0 K: 1 S: 8	LOB: 1 BB: 1 P: 12	R: 0 H: 0 E: 0 K: 1 S: 8	H: 0 LOB: 0 BB: 0 P: 11	R: 0 H: 0 E: 0 K: 2 S: 10	H: 0 LOB: 0 BB: 0 P: 11	R: 1 H: 2 E: 0 K: 1 S: 15	H: 2 LOB: 1 BB: 0 P: 22	R: 0 H: 1 E: 0 K: 2 S: 11	H: 1 LOB: 1 BB: 0 P: 17	R: 0 H: 0 E: 0 K: 1 S: 5	H: 0 LOB: 0 BB: 0 P: 6	R: 0 H: 1 E: 0 K: 2 S: 10	H: 1 LOB: 1 BB: 0 P: 14	1B: 2 2B: 4 3B: 0 HR: 0	SF: 0 SAC: 0 DP: 1 HBP: 0	WP: 0 PB: 0 SB: 0 CS: 0	PA: 32
PITCHER David Wells, L ERA: 3.69 (1, 1)	IP: 9.0 WLS: W BF: 32 H: 5 R: 1 ER: 1 SO: 11 BB: 1 IBB: 0 HBP: 0 BLK: 0 WP: 0 HR: 0 S: 79 P: 110 ERA: 1.00 WHIP: 0.667											PITCHER	IP: 9.0 WLS: W BF: 32 H: 5 R: 1 ER: 1 SO: 11 BB: 1 IBB: 0 HBP: 0 BLK: 0 WP: 0 HR: 0 S: 79 P: 110 ERA: 1.00 WHIP: 0.667									


Batter	1	2	3	4	5	6	7	8	9	AB	R	H	RBI	BB	SO	LOB	BOTTOM			
Shannon Stewart, R OBP: 0.372, SLG: 0.550 (1, 7)	K									3	1	2	2	1	1	0	Cleveland Indians @ Toronto Blue Jays SkyDome, Toronto, ON Wed Jul 26 2000, 12:35 PM EDT Att: 31,183 - Sunny - 81°F			
Homer Bush, R OBP: 0.272, SLG: 0.255 (1, 4)	K			HR	BB	2H		1B		2	1	0	0	2	1	1				
Tony Batista, R OBP: 0.331, SLG: 0.595 (1, 5)	K			HR	BB					4	0	0	0	0	3	3				
Carlos Delgado, L OBP: 0.479, SLG: 0.723 (1, 3)		K		F8				HR		4	1	1	0	0	2	1				
Brad Fullmer, L OBP: 0.353, SLG: 0.567 (1, 10)		K		1-H	HR			2H	HR	4	2	2	4	0	1	0				
José Cruz Jr., S OBP: 0.323, SLG: 0.469 (1, 8)		K							G3-1	4	0	0	0	0	3	0				
Darrin Fletcher, L OBP: 0.366, SLG: 0.546 (1, 2)				G6-3			HR	FC6-4	BB	3	1	3	1	1	0	0				
Marty Cordova, R OBP: 0.326, SLG: 0.374 (1, 9)		G6-3		1-2		CS	BB	FC6-4	2B	3	1	0	0	1	1	3				
Alex Gonzalez, R OBP: 0.307, SLG: 0.383 (1, 6)		F8								4	1	1	1	0	2	2				
Inning Stats	R: 0 H: 0 E: 0 K: 3 S: 9	H: 0 LOB: 0 BB: 0 P: 14	R: 0 H: 0 E: 0 K: 3 S: 11	H: 0 LOB: 0 BB: 0 P: 16	R: 0 H: 1 E: 0 K: 0 S: 4	LOB: 0 BB: 0 P: 8	R: 3 H: 2 E: 0 K: 2 S: 12	H: 2 LOB: 1 BB: 1 P: 23	R: 1 H: 1 E: 0 K: 2 S: 21	H: 1 LOB: 2 BB: 3 P: 36	R: 4 H: 4 E: 0 K: 0 S: 17	H: 4 LOB: 1 BB: 1 P: 26	R: 0 H: 0 E: 0 K: 1 S: 9	H: 0 LOB: 0 BB: 0 P: 11	R: 0 H: 1 E: 0 K: 3 S: 10	H: 1 LOB: 1 BB: 0 P: 17	1B: 3 2B: 2 3B: 0 HR: 4	SF: 0 SAC: 0 DP: 1 HBP: 0	WP: 0 PB: 0 SB: 0 CS: 1	PA: 36
PITCHER Bartolo Colon, R ERA: 4.49 (1, 1)	IP: 5.1 WLS: L BF: 25 H: 6 R: 7 ER: 7 SO: 10 BB: 5 IBB: 0 HBP: 0 BLK: 0 WP: 0 HR: 4 S: 64 P: 110 ERA: 11.81 WHIP: 2.062											PITCHER	IP: 5.1 WLS: L BF: 25 H: 6 R: 7 ER: 7 SO: 10 BB: 5 IBB: 0 HBP: 0 BLK: 0 WP: 0 HR: 4 S: 64 P: 110 ERA: 11.81 WHIP: 2.062							
Jaime Navarro, R ERA: 10.53 (6, 1)	1.2 7 2 1 1 1 0 0 0 0 0 0 19 24 5.40 1.200											PITCHER	1.2 7 2 1 1 1 0 0 0 0 0 0 19 24 5.40 1.200							
Steve Karsay, R ERA: 3.15 (8, 1)	1.0 4 1 0 0 3 0 0 0 0 0 0 10 17 0.00 1.000											PITCHER	1.0 4 1 0 0 3 0 0 0 0 0 0 10 17 0.00 1.000							

AB	31
R	1
H	5
RBI	1
BB	1
SO	11
LOB	9

AB	31
R	8
H	9
RBI	8
BB	5
SO	14
LOB	10



Batter	1	2	3	4	5	6	7	8	9	AB R H RBI BB SO LOB	TOP																								
												<p>Cleveland Indians @ Baltimore Orioles Oriole Park at Camden Yards, Baltimore, MD Fri Jul 28 2000, 7:35 PM EDT</p> <p>livebaseballscorecards.com</p> <p>AB 0 R 0 H 0 RBI 0 BB 0 SO 0 LOB 0</p> 																							
Inning Stats											1B: 0 SF: 0 WP: 0 PA: 0 2B: 0 SAC: 0 FB: 0 3B: 0 DP: 0 SB: 0 HR: 0 HBP: 0 CS: 0																								
PITCHER	IP	WLS	BF	H	R	ER	SO	BB	IBB	HBP	BLK	WP	HR	S	P	ERA	WHIP	PITCHER	IP	WLS	BF	H	R	ER	SO	BB	IBB	HBP	BLK	WP	HR	S	P	ERA	WHIP

Batter	1	2	3	4	5	6	7	8	9	AB R H RBI BB SO LOB	BOTTOM																								
												<p>Cleveland Indians @ Baltimore Orioles Oriole Park at Camden Yards, Baltimore, MD Fri Jul 28 2000, 7:35 PM EDT</p> <p>livebaseballscorecards.com</p> <p>AB 0 R 0 H 0 RBI 0 BB 0 SO 0 LOB 0</p> 																							
Inning Stats											1B: 0 SF: 0 WP: 0 PA: 0 2B: 0 SAC: 0 FB: 0 3B: 0 DP: 0 SB: 0 HR: 0 HBP: 0 CS: 0																								
PITCHER	IP	WLS	BF	H	R	ER	SO	BB	IBB	HBP	BLK	WP	HR	S	P	ERA	WHIP	PITCHER	IP	WLS	BF	H	R	ER	SO	BB	IBB	HBP	BLK	WP	HR	S	P	ERA	WHIP

Batter	1	2	3	4	5	6	7	8	9	AB	R	H	RBI	BB	SO	LOB	TOP								
Bill Selby, L OBP: 0.167, SLG: 0.333 (1, 7)	G4-3	FC3-6 BB 1B HR	G4-3			F8		P4		6	2	1	0	0	0	5	Cleveland Indians @ Baltimore Orioles Oriole Park at Camden Yards, Baltimore, MD Sat Jul 29 2000, 1:15 PM EDT Att: 47,715 - Cloudy - 84 F								
Omar Vizquel, S OBP: 0.365, SLG: 0.405 (1, 6)	BB 1B	HR		HR	BB 1B	F5		G4-6-3		6	3	4	2	0	0	2									
Roberto Alomar, S OBP: 0.334, SLG: 0.415 (1, 4)	BB 1B	HR		F7	BB 1B		BB 1B	F8		5	3	3	1	1	0	1									
Manny Ramirez, R OBP: 0.425, SLG: 0.681 (1, 10)	K	HR		HR	BB 1B		BB 1B	K		4	3	2	6	2	2	2									
Jim Thome, L OBP: 0.400, SLG: 0.588 (1, 3)	BB	G4-3		BB	E7		F5	BB		4	0	2	2	2	0	2									
Travis Fryman, R OBP: 0.404, SLG: 0.532 (1, 5)	K		2B	K	SF9		FC4	BB		4	1	2	2	1	2	4									
Russell Branyan, L OBP: 0.336, SLG: 0.590 (1, 9)		F8	K	G3	K		K	P6		6	0	0	0	0	3	7									
Sandy Alomar Jr., R OBP: 0.347, SLG: 0.437 (1, 2)		FC3-6 1B	G5-3		L5	G4-3	FC4			5	1	1	0	0	0	3									
Jolbert Cabrera, R OBP: 0.317, SLG: 0.330 (1, 8)		FC3-6 1B		2B	1B		G4-6-3 1B			5	1	5	1	0	0	0	C								
Inning Stats	R: 0 E: 0 K: 2 S: 17	H: 2 LOB: 3 BB: 1 P: 29	R: 5 E: 0 K: 0 S: 13	H: 4 LOB: 0 BB: 23 P: 23	R: 1 E: 0 K: 1 S: 10	H: 2 LOB: 1 BB: 0 P: 17	R: 2 E: 0 K: 1 S: 13	H: 2 LOB: 1 BB: 1 P: 25	R: 5 E: 1 K: 1 S: 19	H: 5 LOB: 1 BB: 1 P: 31	R: 0 E: 0 K: 0 S: 7	H: 1 LOB: 1 BB: 0 P: 11	R: 1 E: 0 K: 1 S: 10	H: 2 LOB: 2 BB: 1 P: 19	R: 0 E: 0 K: 0 S: 7	H: 1 LOB: 0 BB: 10 P: 10		R: 0 E: 0 K: 1 S: 11	H: 1 LOB: 2 BB: 1 P: 21	1B: 15 2B: 3 3B: 0 HR: 2	SF: 1 SAC: 0 DP: 1 HBP: 0	WP: 0 PB: 0 SB: 0 CS: 0	PA: 52		
PITCHER	IP	WLS	BF	H	R	ER	SO	BB	IBB	HBP	BLK	WP	HR	S	P	ERA	WHIP								
Pat Rapp, R ERA: 6.11 (1, 1)	4.0	L	25	10	8	8	4	3	0	0	0	0	2	53	94	18.00	3.250								
Gabe Molina, R ERA: 9.0 (5, 1)	3.0		19	8	6	5	2	2	0	0	0	0	0	36	61	15.00	3.333								
Ryan Kohlmeier, R ERA: (8, 1)	2.0		8	2	0	0	1	1	0	0	0	0	0	18	31	0.00	1.500								

Batter	1	2	3	4	5	6	7	8	9	AB	R	H	RBI	BB	SO	LOB	BOTTOM								
Brady Anderson, L OBP: 0.346, SLG: 0.401 (1, 8)	K		K		G4-3		K			3	0	0	0	0	2	1	Cleveland Indians @ Baltimore Orioles Oriole Park at Camden Yards, Baltimore, MD Sat Jul 29 2000, 1:15 PM EDT Att: 47,715 - Cloudy - 84 F								
Luis Matos, R OBP: 0.267, SLG: 0.316 (7, 8)										1	0	0	0	0	1	3									
Delino DeShields, L OBP: 0.397, SLG: 0.432 (1, 4)	G3-1		F8			G3	FC4-6			3	0	0	0	0	0	0									
6 Melvin Mora, R OBP: 0.315, SLG: 0.421 (7, 4)										1	0	0	0	0	0	3									
Will Clark, L OBP: 0.413, SLG: 0.473 (1, 3)	K		K			F8		2B		4	0	1	0	0	2	0									
Albert Belle, R OBP: 0.363, SLG: 0.510 (1, 9)		G6-3			F7			G1-3		4	0	1	0	0	0	1									
B.J. Surhoff, L OBP: 0.345, SLG: 0.459 (1, 7)					L5			F9		3	1	1	0	0	0	1									
Ryan Minor, R OBP: 0.292, SLG: 0.227 (7, 5)		HR				G6-3				1	0	0	0	0	0	1									
Jeff Conine, R OBP: 0.341, SLG: 0.449 (7, 7)		F9			F9		13 1B	K		4	0	1	0	0	1	2									
Harold Baines, L OBP: 0.349, SLG: 0.437 (1, 10)					G3		F8			4	1	1	0	0	0	1									
Charles Johnson, R OBP: 0.364, SLG: 0.570 (1, 2)						K		13 1B		3	1	2	3	1	1	0									
13 Ivanon Coffie, L OBP: 0.303, SLG: 0.250 (1, 6)		G6-3						G5-4-3 BB		4	0	2	0	0	0	1									
Inning Stats	R: 0 E: 0 K: 2 S: 9	H: 0 LOB: 0 BB: 0 P: 12	R: 3 E: 0 K: 0 S: 14	H: 3 LOB: 0 BB: 0 P: 26	R: 0 E: 0 K: 2 S: 9	H: 0 LOB: 0 BB: 0 P: 12	R: 0 E: 0 K: 0 S: 5	H: 0 LOB: 0 BB: 0 P: 7	R: 0 E: 0 K: 1 S: 11	H: 1 LOB: 1 BB: 0 P: 16	R: 0 E: 0 K: 0 S: 8	H: 1 LOB: 1 BB: 0 P: 11	R: 0 E: 0 K: 1 S: 15	H: 3 LOB: 3 BB: 0 P: 21	R: 0 E: 0 K: 1 S: 6	H: 1 LOB: 1 BB: 0 P: 8	R: 0 E: 0 K: 0 S: 5	H: 0 LOB: 1 BB: 1 P: 12	1B: 7 2B: 1 3B: 0 HR: 1	SF: 0 SAC: 0 DP: 1 HBP: 0	WP: 0 PB: 0 SB: 0 CS: 0	PA: 36			
PITCHER	IP	WLS	BF	H	R	ER	SO	BB	IBB	HBP	BLK	WP	HR	S	P	ERA	WHIP								
Jason Bere, R ERA: 4.87 (1, 1)	7.0	W	29	8	3	3	6	0	0	0	0	0	1	71	105	3.86	1.143								
Justin Speier, R ERA: 2.63 (8, 1)	2.0		7	1	0	0	1	1	0	0	0	0	0	11	20	0.00	1.000								



Batter	1	2	3	4	5	6	7	8	9	AB	R	H	RBI	BB	SO	LOB	TOP										
Jolbert Cabrera, R OBP: 0.320, SLG: 0.333 (1, 8)																	5 0 2 0 0 0 1										
Omar Vizquel, S OBP: 0.365, SLG: 0.403 (1, 6)																	4 0 1 0 1 0 3										
Roberto Alomar, S OBP: 0.337, SLG: 0.416 (1, 4)																	4 0 2 0 1 0 3										
Manny Ramirez, R OBP: 0.426, SLG: 0.681 Bill Selby, L OBP: 0.167, SLG: 0.333 (8, PR)																	3 0 1 0 1 1 4 0 0 0 0 0 0 0										
Jim Thome, L OBP: 0.399, SLG: 0.583 (1, 3)																	3 0 0 0 1 2 4										
Wil Cordero, R OBP: 0.332, SLG: 0.500 (1, 7)																	4 0 0 0 0 0 4										
David Segui, S OBP: 0.392, SLG: 0.518 (1, 9)																	4 0 2 0 0 0 0										
Travis Fryman, R OBP: 0.400, SLG: 0.526 (1, 5)																	4 0 0 0 0 0 2										
Einar Diaz, R OBP: 0.320, SLG: 0.402 (1, 2)																	4 0 2 0 0 0 0										
Inning Stats	R: 0 E: 0 K: 0 S: 8	H: 1 LOB: 2 BB: 2 P: 21	R: 0 E: 0 K: 0 S: 4	H: 1 LOB: 0 BB: 0 P: 5	R: 0 E: 0 K: 1 S: 12	H: 2 LOB: 2 BB: 0 P: 20	R: 0 E: 0 K: 1 S: 7	H: 0 LOB: 0 BB: 0 P: 7	R: 0 E: 0 K: 0 S: 7	H: 0 LOB: 0 BB: 0 P: 9	R: 0 E: 0 K: 0 S: 8	H: 1 LOB: 2 BB: 1 P: 14	R: 0 E: 0 K: 0 S: 11	H: 1 LOB: 1 BB: 0 P: 16	R: 0 E: 0 K: 1 S: 11	H: 1 LOB: 2 BB: 1 P: 17	R: 0 E: 0 K: 0 S: 13	H: 3 LOB: 3 BB: 0 P: 20	1B: 8 2B: 2 3B: 0 HR: 0	SF: 0 SAC: 0 DP: 1 HBP: 0	WP: 1 PB: 0 SB: 2 CS: 1	PA: 39					
PITCHER	IP	WLS	BF	H	R	ER	SO	BB	IBB	HBP	BLK	WP	HR	S	P	ERA	WHIP										
Jose Mercedes, R ERA: 4.73 Buddy Groom, L ERA: 4.15 Alan Mills, R ERA: 4.57 Mike Trombley, R ERA: 4.08	(1, 1)	7.0	W	28	6	0	0	2	3	0	0	0	0	57	92	0.00	1.286										

Cleveland Indians @ Baltimore Orioles
Oriole Park at Camden Yards, Baltimore, MD

AB 35
R 0
H 10
RBI 0
BB 4
SO 3
LOB 21




WP: 1 PA: 39
PB: 0
SB: 2
CS: 1

Batter	1	2	3	4	5	6	7	8	9	AB	R	H	RBI	BB	SO	LOB	BOTTOM										
Brady Anderson, L OBP: 0.348, SLG: 0.410 (1, 9)																	4 2 2 1 0 0 2										
6 Melvin Mora, R OBP: 0.318, SLG: 0.427 (1, 6)																	4 0 2 1 0 1 1										
Delino DeShields, L OBP: 0.356, SLG: 0.429 (1, 4)																	3 0 0 0 1 0 1										
Albert Belle, R OBP: 0.359, SLG: 0.505 (1, 10)																	4 0 0 0 0 1 2										
B.J. Surhoff, L OBP: 0.342, SLG: 0.456 (1, 7)																	3 0 0 0 0 0 0										
Jeff Conine, R OBP: 0.345, SLG: 0.454 (1, 3)																	2 1 1 0 1 0 0										
Greg Myers, L OBP: 0.273, SLG: 0.315 (1, 2)																	3 1 1 1 0 1 1										
Ryan Minor, R OBP: 0.259, SLG: 0.200 (1, 5)																	3 0 0 0 0 2 2										
Luis Matos, R OBP: 0.292, SLG: 0.341 (1, 8)																	3 0 2 0 0 1 1										
Inning Stats	R: 1 E: 0 K: 0 S: 7	H: 1 LOB: 0 BB: 0 P: 11	R: 0 E: 0 K: 1 S: 8	H: 0 LOB: 0 BB: 0 P: 11	R: 0 E: 0 K: 0 S: 5	H: 1 LOB: 0 BB: 0 P: 8	R: 0 E: 0 K: 1 S: 8	H: 1 LOB: 0 BB: 0 P: 12	R: 0 E: 0 K: 1 S: 9	H: 0 LOB: 0 BB: 1 P: 17	R: 0 E: 0 K: 1 S: 3	H: 1 LOB: 0 BB: 0 P: 4	R: 0 E: 0 K: 2 S: 18	H: 4 LOB: 2 BB: 1 P: 33	R: 3 E: 1 K: 2 S: 18	H: 4 LOB: 2 BB: 1 P: 33	1B: 5 2B: 3 3B: 0 HR: 1	SF: 0 SAC: 0 DP: 1 HBP: 0	WP: 1 PB: 0 SB: 0 CS: 2	PA: 32							
PITCHER	IP	WLS	BF	H	R	ER	SO	BB	IBB	HBP	BLK	WP	HR	S	P	ERA	WHIP										
Steve Woodard, R ERA: 5.69 Paul Shuey, R ERA: 2.76 Cameron Caimcross, L ERA: 2.25 Steve Reed, R ERA: 5.35	(1, 1)	6.0	L	20	4	1	1	4	1	0	0	0	0	45	74	1.50	0.833										
	(7, 1)	1.2		7	2	2	2	2	0	0	0	0	0	11	17	10.80	1.200										
	(8, 1)	0.0		3	2	1	1	0	1	0	0	0	0	7	15	∞	∞										
	(8, 1)	0.1		1	0	0	0	0	0	0	0	0	0	3	5	0.00	0.000										

Cleveland Indians @ Baltimore Orioles
Oriole Park at Camden Yards, Baltimore, MD

AB 29
R 4
H 8
RBI 3
BB 2
SO 6
LOB 10



WP: 1 PA: 32
PB: 0
SB: 0
CS: 2

Batter	1	2	3	4	5	6	7	8	9	AB	R	H	RBI	BB	SO	LOB	TOP																			
Kenny Lofton, L OBP: 0.395, SLG: 0.395 (1, 8)	E3 G5-4-3		K 1-2			K 1-2 2-3 BB		FC5-4 1-2		4	0	0	0	1	2	2	Cleveland Indians @ Baltimore Orioles Oriole Park at Camden Yards, Baltimore, MD Sun Jul 30 2000, 1:35 PM EDT Att: 47,065 - Cloudy - 88 F																			
Omar Vizquel, S OBP: 0.383, SLG: 0.401 (1, 6)	G5-4-3 1-2		G5-3 1-2		F3		WP 1B 1B	G3		5	1	1	0	0	0	6																				
Roberto Alomar, S OBP: 0.340, SLG: 0.426 (1, 4)	BB 1B		G5-3 1-0		K		1-1 1B 1B		HR	5	1	3	1	0	1	4																				
Manny Ramirez, R OBP: 0.433, SLG: 0.692 (1, 10)	BB 1-2				F8		BB HR HBP BB	1B BB	HR	2	2	1	1	3	0	0																				
Wil Cordero, R OBP: 0.333, SLG: 0.497 (1, 7)	K				G6-3		1-1 BB HR HBP	1B BB	F8	4	1	1	1	0	1	2																				
Travis Fryman, R OBP: 0.398, SLG: 0.520 (1, 5)					G6-3		4-1 BB HBP HR BB	1B BB	P6	4	1	0	0	1	0	2																				
David Segui, S OBP: 0.394, SLG: 0.526 (1, 3)							1-2 2-3 BB		F7	4	1	2	4	1	0	2																				
Sandy Alomar Jr., R OBP: 0.344, SLG: 0.431 (1, 2)							1-1 BB 1B	P4	G6-3 L8	5	0	1	0	0	1	1																				
Jolbert Cabrera, R OBP: 0.326, SLG: 0.328 (1, 9)							3-1 L7	G4-3	FC5-4 BB	2	0	0	0	2	0	2																				
Inning Stats	R: 0 E: 1 K: 1 S: 8	H: 1 LOB: 2 BB: 1 P: 18	R: 0 E: 0 K: 1 S: 6	H: 0 LOB: 0 BB: 0 P: 8	R: 0 E: 0 K: 1 S: 11	H: 0 LOB: 1 BB: 1 P: 22	R: 0 E: 0 K: 0 S: 5	H: 0 LOB: 0 BB: 0 P: 8	R: 0 E: 0 K: 1 S: 10	H: 2 LOB: 3 BB: 1 P: 20	R: 4 E: 0 K: 1 S: 14	H: 1 LOB: 2 BB: 2 P: 28	R: 1 E: 0 K: 0 S: 12	H: 3 LOB: 2 BB: 1 P: 20	R: 0 E: 0 K: 0 S: 10	H: 0 LOB: 1 BB: 1 P: 18	R: 2 E: 0 K: 0 S: 11	H: 2 LOB: 1 BB: 1 P: 20	1B: 6 2B: 0 3B: 0 HR: 3	SF: 0 SAC: 0 DP: 1 HBP: 1	WP: 2 PB: 0 SB: 1 CS: 0	PA: 44														
PITCHER	IP	WLS	BF	H	R	ER	SO	BB	IBB	HBP	BLK	WP	HR	S	P	ERA	WHIP	PITCHER		IP	WLS	BF	H	R	ER	SO	BB	IBB	HBP	BLK	WP	HR	S	P	ERA	WHIP
John Parrish, L ERA: 4.85 (1, 1)	6.0	W	28	4	4	4	5	5	0	1	0	1	1	54	104	6.00	1.500																			
Alan Mills, R ERA: 4.56 (7, 1)	2.0	H	10	3	1	1	0	2	0	0	0	1	0	22	38	4.50	2.500																			
Mike Trombley, R ERA: 4.43 (9, 1)	1.0		6	2	2	2	0	1	0	0	0	0	2	11	20	18.00	3.000																			

AB	35
R	7
H	9
RBI	7
BB	8
SO	5
LOB	21



Batter	1	2	3	4	5	6	7	8	9	AB	R	H	RBI	BB	SO	LOB	BOTTOM																			
Brady Anderson, L OBP: 0.353, SLG: 0.412 (1, 9)	2B 1B BB	BB 1-2			G3-1 SH1-3 1B	6 1B 6 S SF8 BB	SF8			1	2	1	1	3	0	0	Cleveland Indians @ Baltimore Orioles Oriole Park at Camden Yards, Baltimore, MD Sun Jul 30 2000, 1:35 PM EDT Att: 47,065 - Cloudy - 88 F																			
6 Melvin Mora, R OBP: 0.317, SLG: 0.424 (1, 6)	F8	P4			SH1-3	BB	K			4	0	1	1	0	1	3																				
Delino DeShields, L OBP: 0.356, SLG: 0.432 (1, 4)	BB 1-3				G4-3		SF8			4	1	2	1	0	0	1																				
Albert Belle, R OBP: 0.360, SLG: 0.501 (1, 10)	BB 1B IBB				G4-3		F8			3	0	0	0	2	0	2																				
Jeff Conine, R OBP: 0.349, SLG: 0.456 (1, 3)	G6-4-3 1-2 2-H 3-H				G6-3		1B 2B 1B			5	1	3	2	0	0	3																				
B.J. Surhoff, L OBP: 0.341, SLG: 0.453 (1, 7)	G6-4-3 1-2				G4-3		1B E 1B			5	1	1	0	0	1	5																				
Brook Fordyce, R OBP: 0.319, SLG: 0.465 (1, 2)					G4-3		E FC5-4 1B			4	2	2	0	0	1	0																				
Ryan Minor, R OBP: 0.233, SLG: 0.179 (1, 5)							E FC5-4			3	0	0	0	0	0	1																				
13 Ivanon Coffie, L OBP: 0.324, SLG: 0.250 (7, PH) (8, 5)					F9		1-3 2-H 3-H			0	1	0	0	0	0	0																				
Luis Matos, R OBP: 0.308, SLG: 0.378 (1, 8)					P4		FC5-4 1-2 3-H			4	2	2	4	0	0	1																				
Inning Stats	R: 2 E: 0 K: 0 S: 14	H: 2 LOB: 1 BB: 2 P: 30	R: 0 E: 0 K: 1 S: 10	H: 1 LOB: 2 BB: 1 P: 19	R: 0 E: 0 K: 0 S: 5	H: 1 LOB: 1 BB: 0 P: 6	R: 0 E: 0 K: 0 S: 6	H: 0 LOB: 0 BB: 0 P: 7	R: 0 E: 0 K: 0 S: 6	H: 1 LOB: 2 BB: 1 P: 10	R: 4 E: 1 K: 2 S: 13	H: 3 LOB: 1 BB: 1 P: 24	R: 4 E: 0 K: 2 S: 14	H: 3 LOB: 0 BB: 0 P: 20	R: 0 E: 0 K: 0 S: 6	H: 1 LOB: 1 BB: 0 P: 10	1B: 10 2B: 2 3B: 0 HR: 0	SF: 2 SAC: 1 DP: 1 HBP: 1	WP: 0 PB: 0 SB: 5 CS: 0	PA: 42																
PITCHER	IP	WLS	BF	H	R	ER	SO	BB	IBB	HBP	BLK	WP	HR	S	P	ERA	WHIP	PITCHER		IP	WLS	BF	H	R	ER	SO	BB	IBB	HBP	BLK	WP	HR	S	P	ERA	WHIP
Chuck Finley, L ERA: 3.93 (1, 1)	5.1	L	28	7	6	4	1	3	2	0	0	0	0	12	17	18.00	3.000																			
Justin Speier, R ERA: 3.03 (6, 1)	1.0		6	3	2	2	1	0	0	0	0	0	0	8	13	27.00	1.500																			
Paul Shuey, R ERA: 3.24 (7, 1)	0.2		4	1	2	2	1	0	0	1	0	0	0	6	10	0.00	1.000																			
Steve Karsay, R ERA: 3.09 (8, 1)	1.0		4	1	0	0	0	0	0	0	0	0	0	6	10	0.00	1.000																			

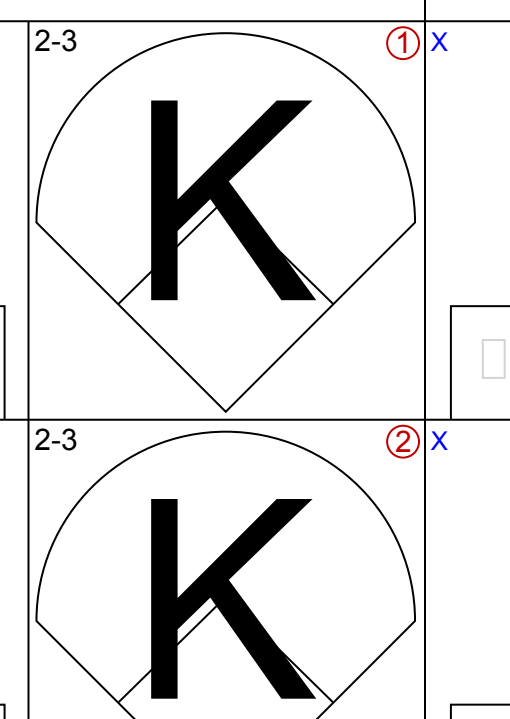
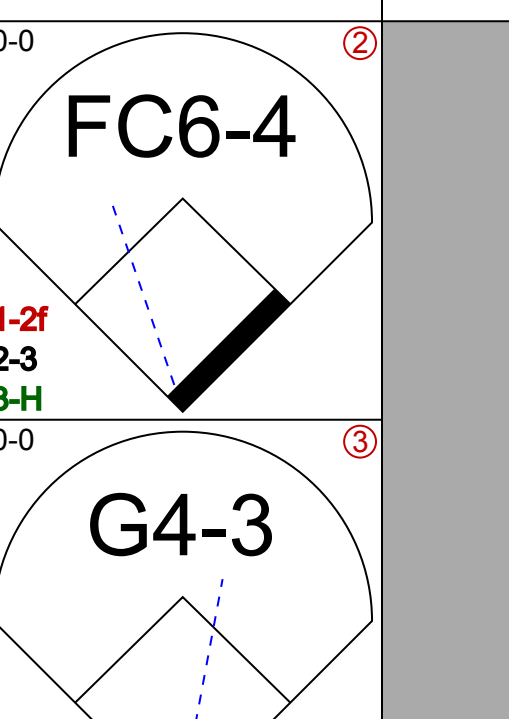
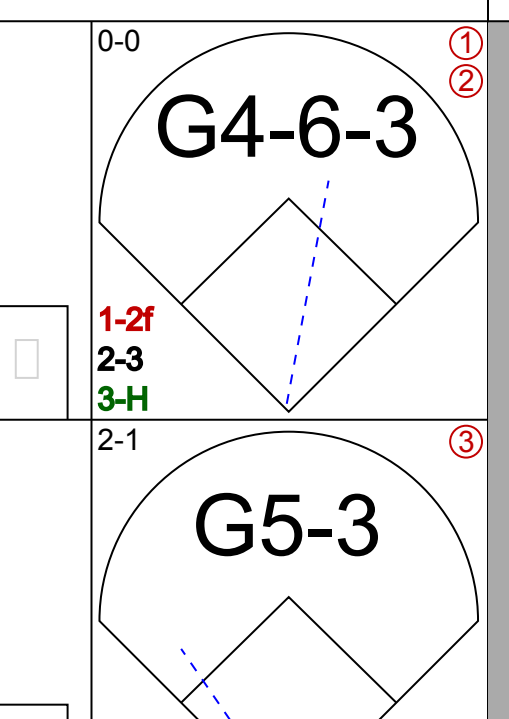
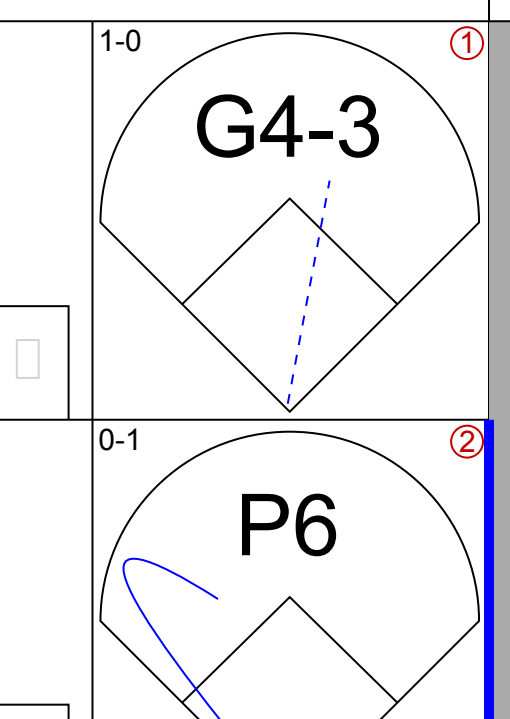
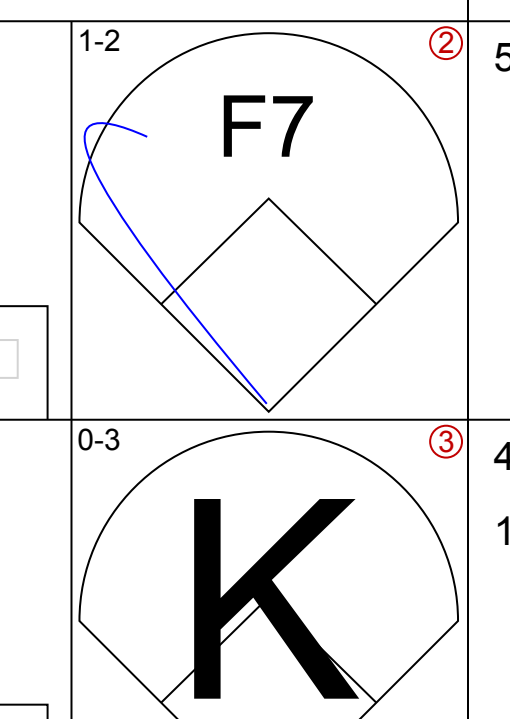
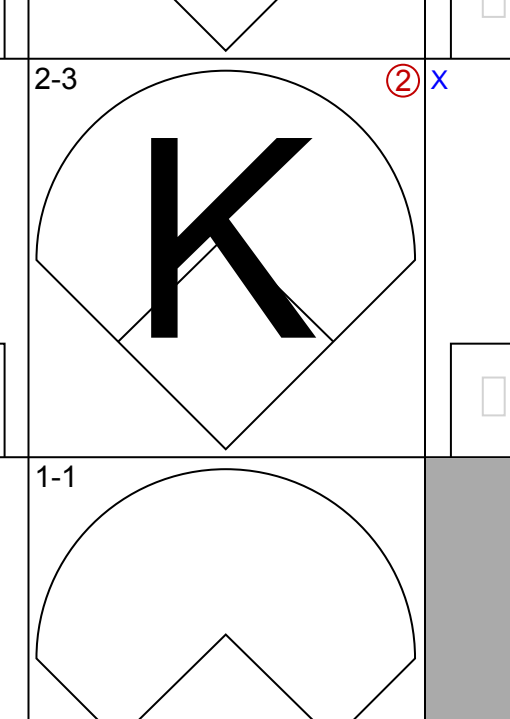
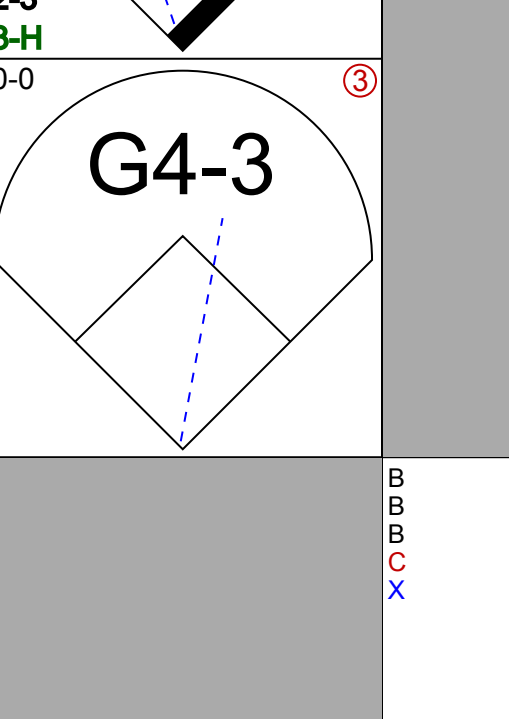
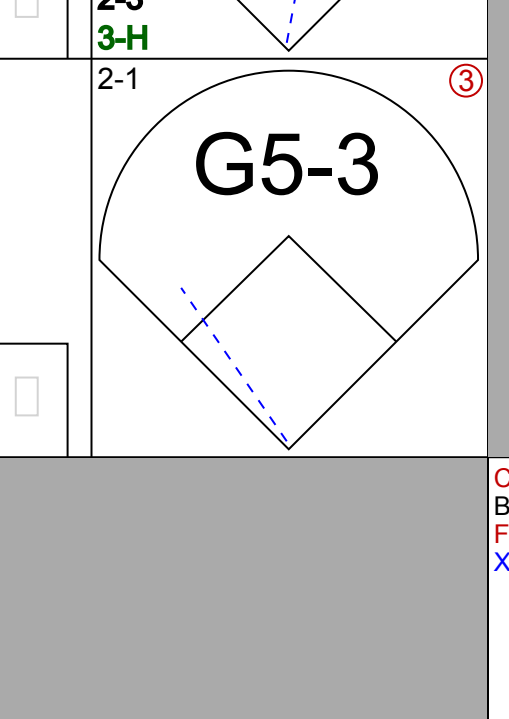
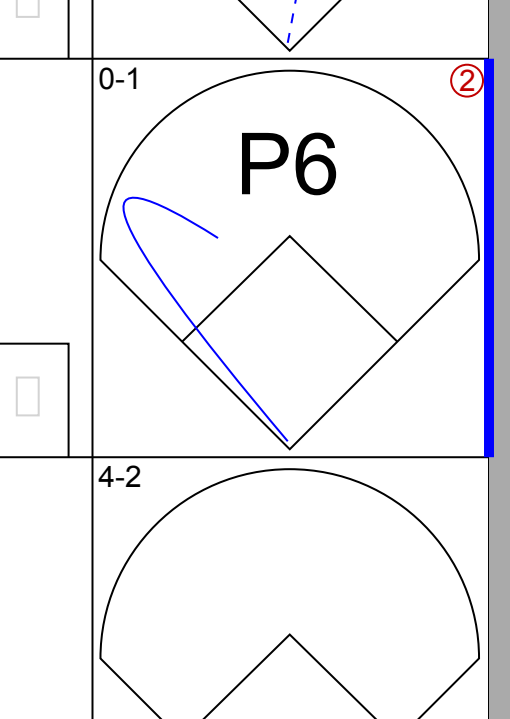
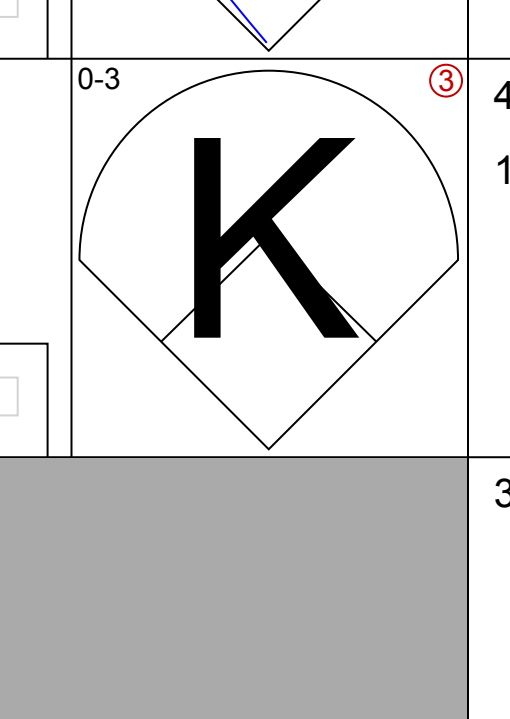
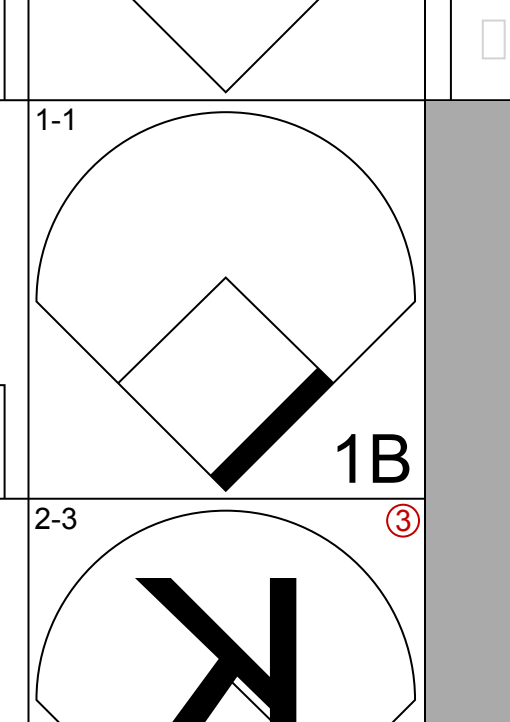
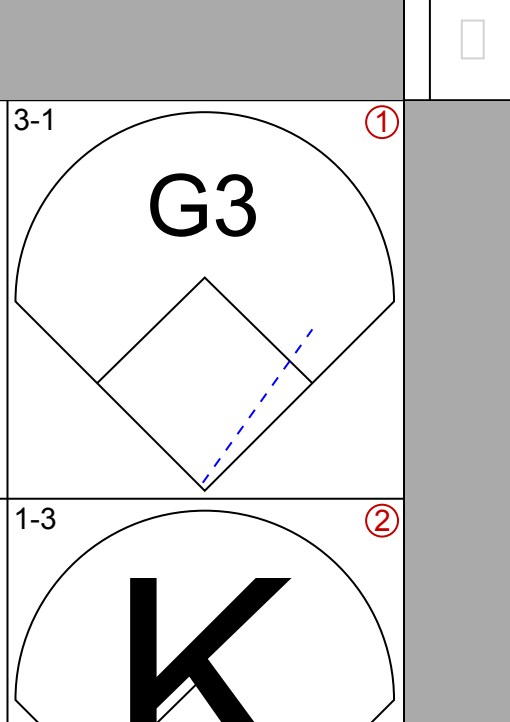
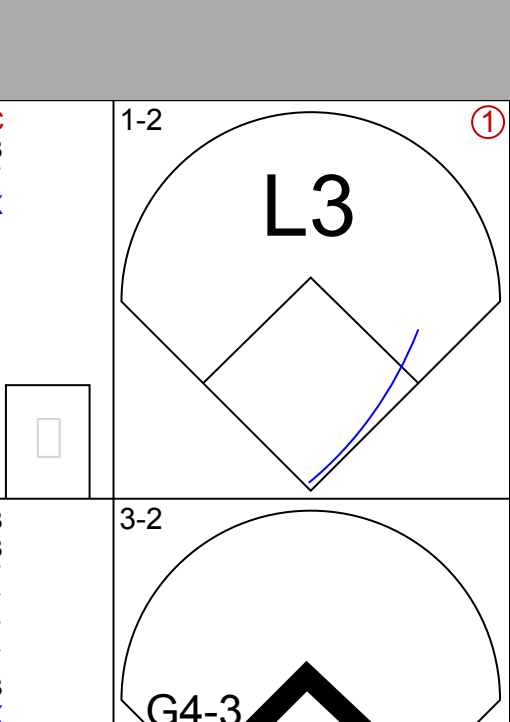
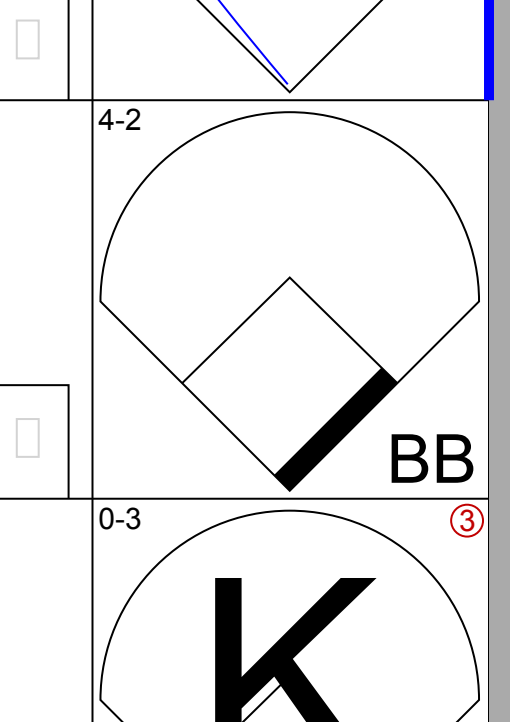
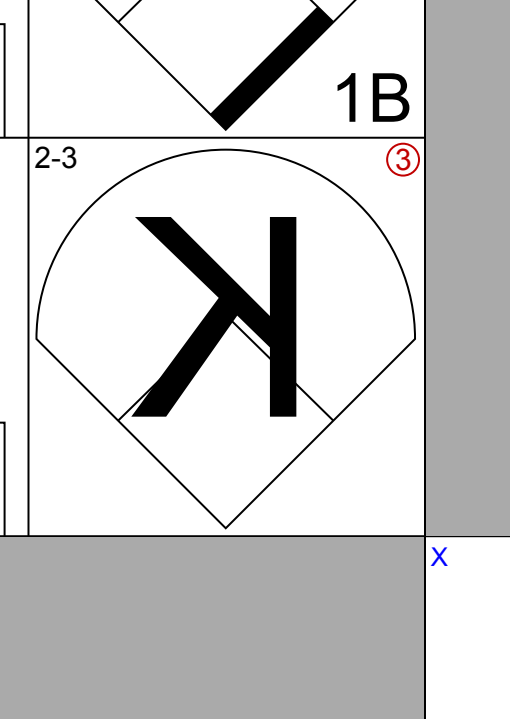
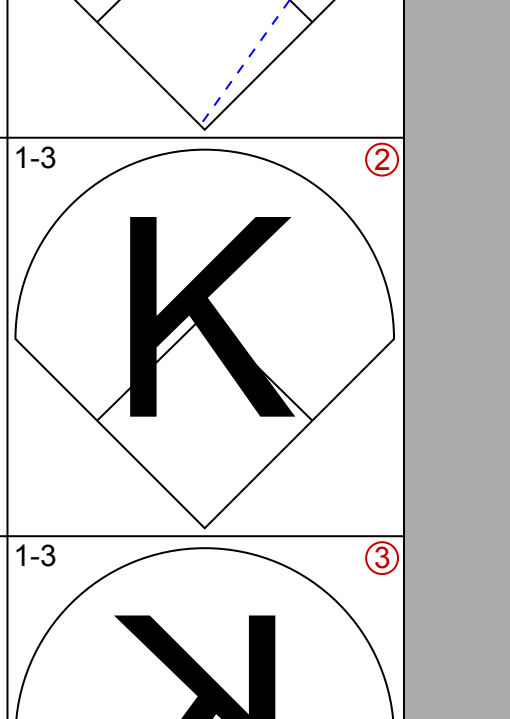
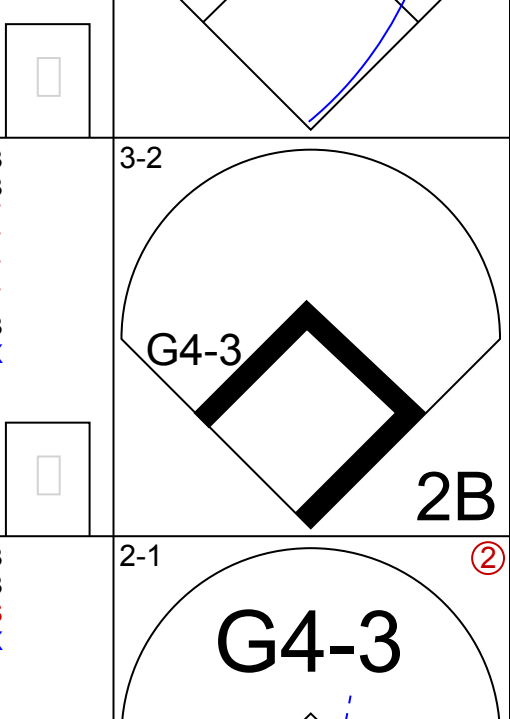
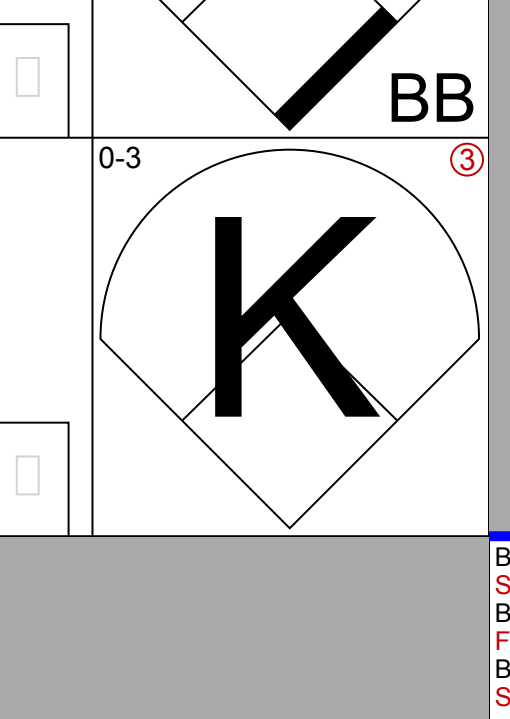
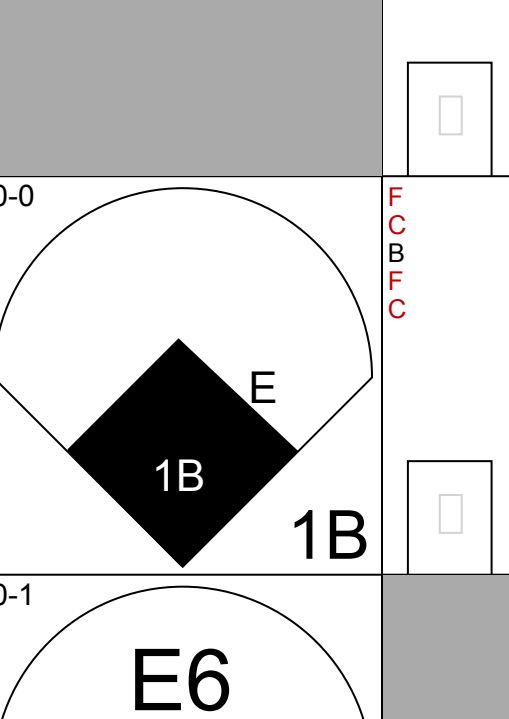
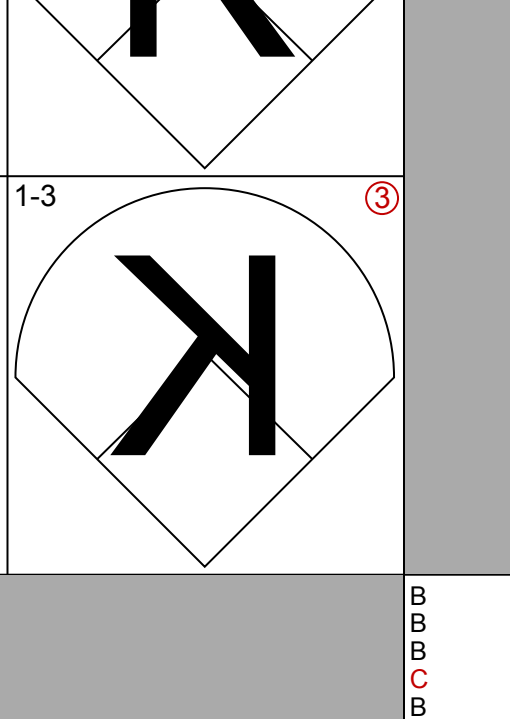
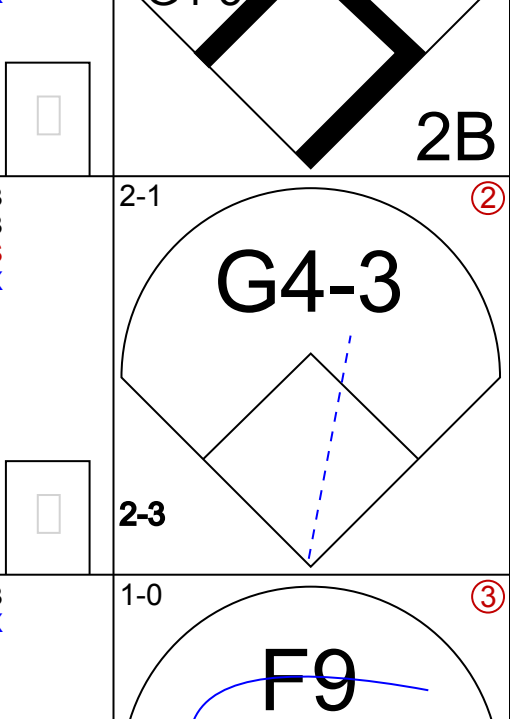
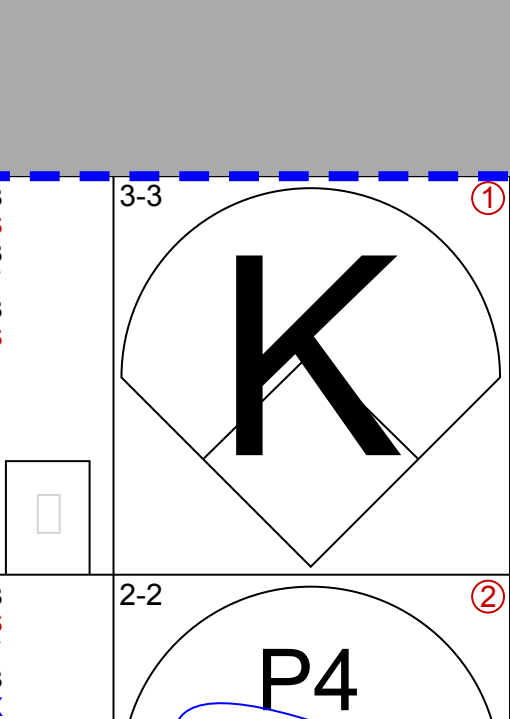
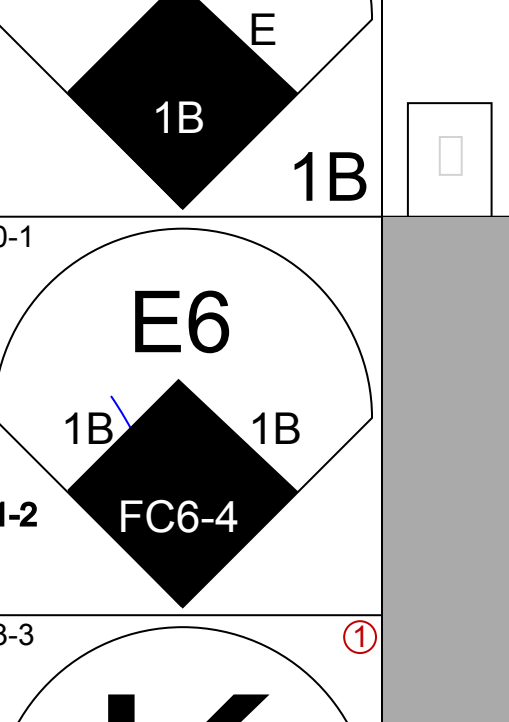
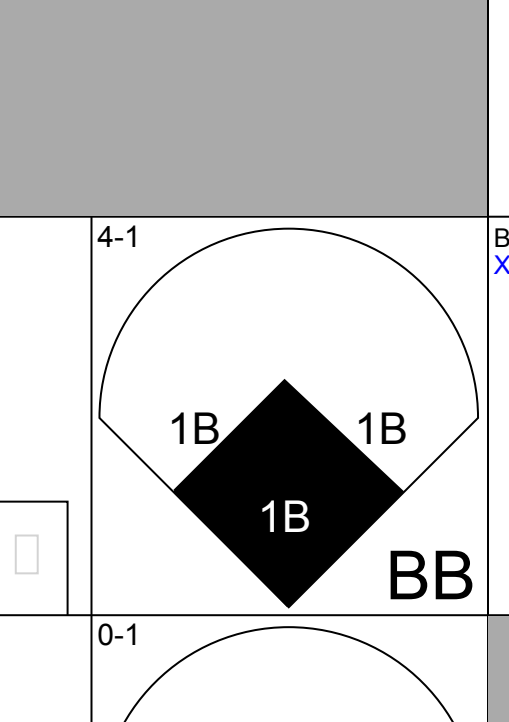
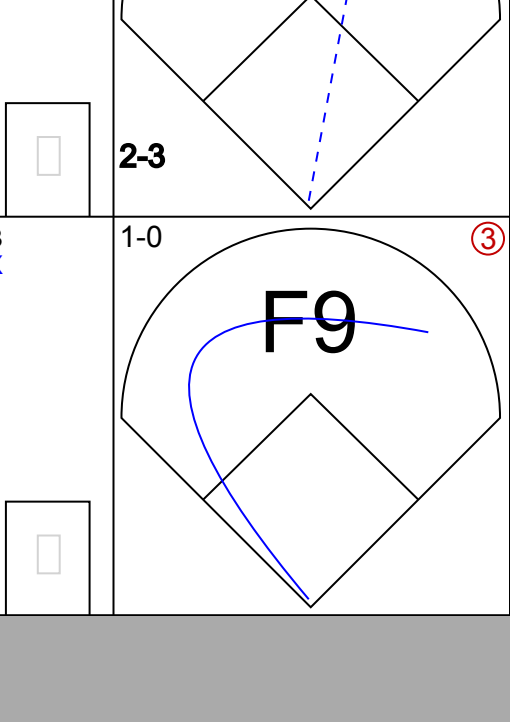
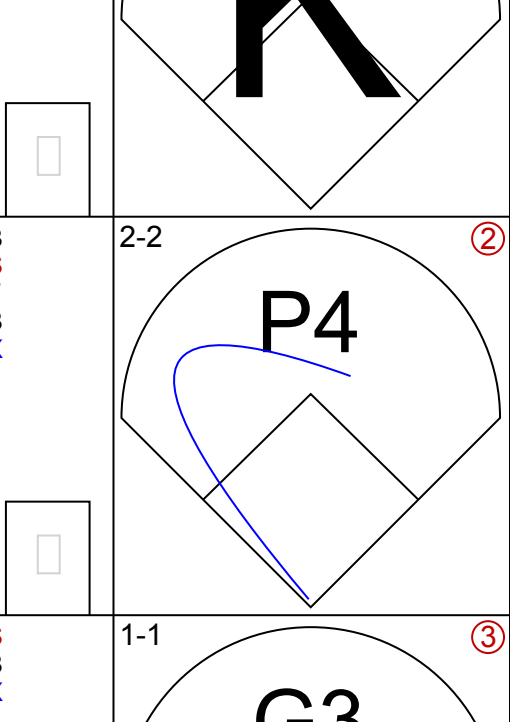
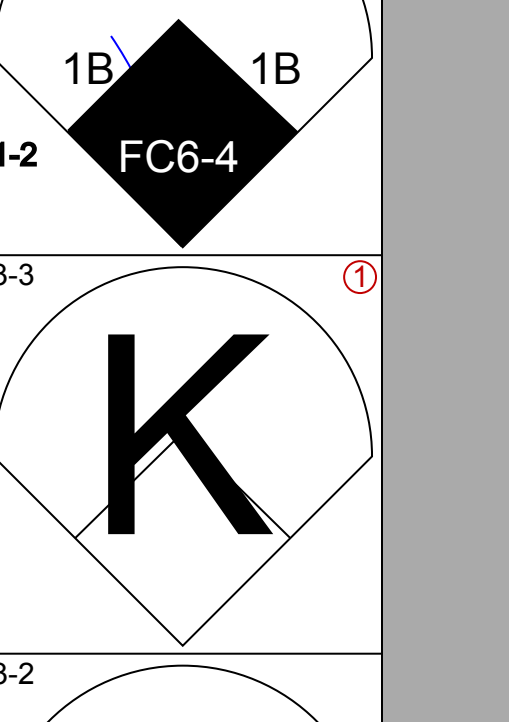
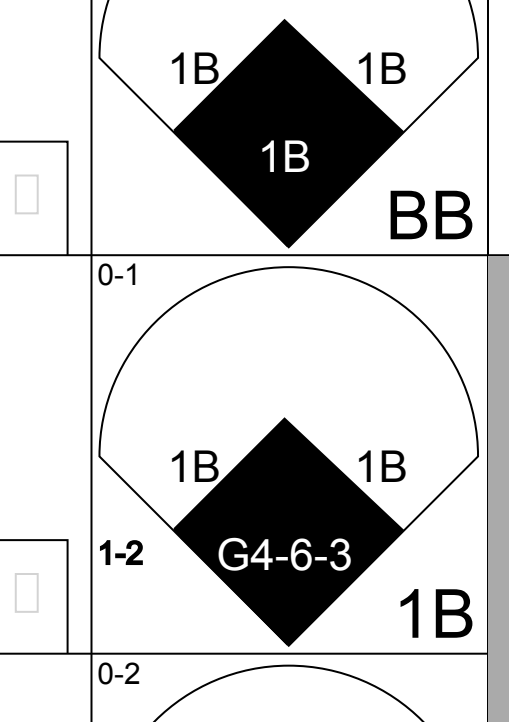
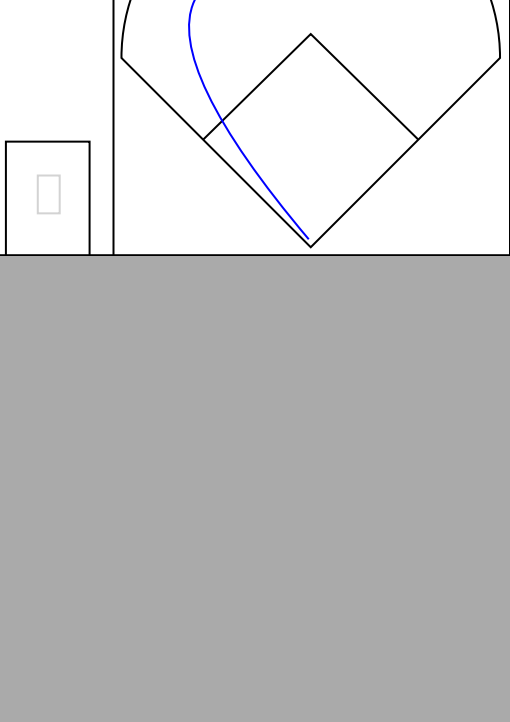
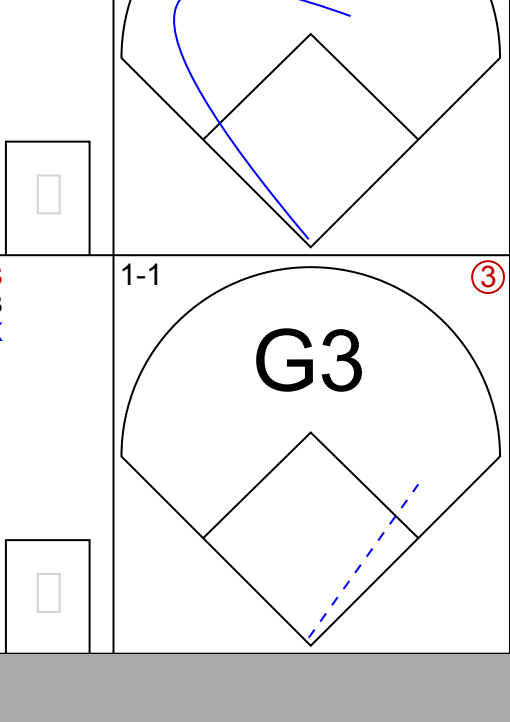
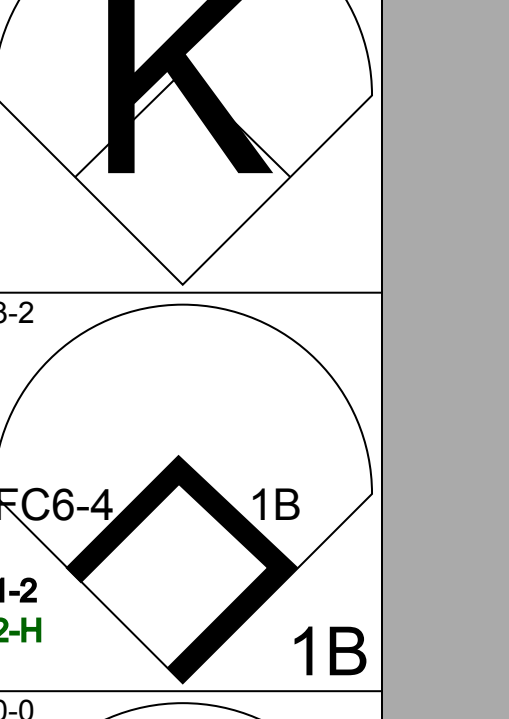
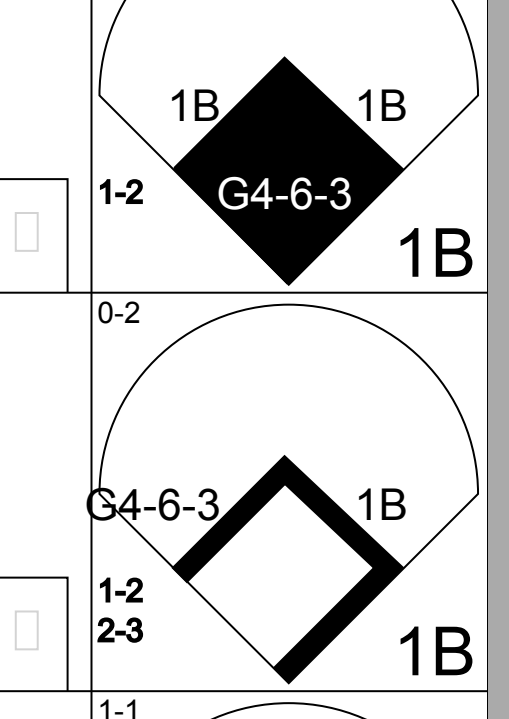

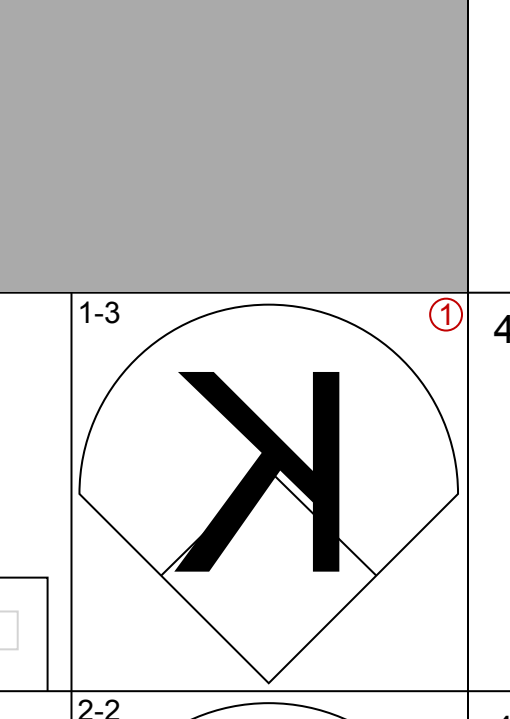
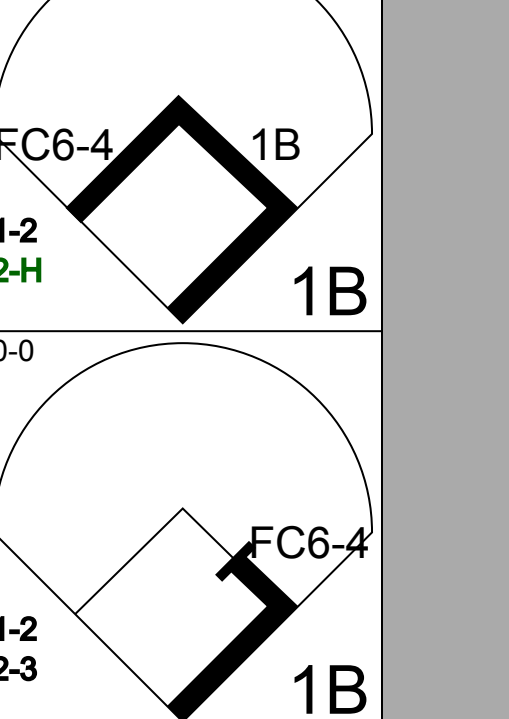
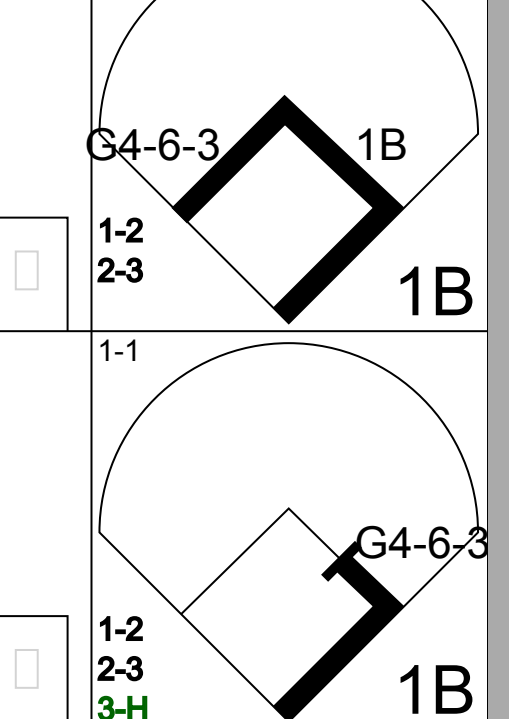

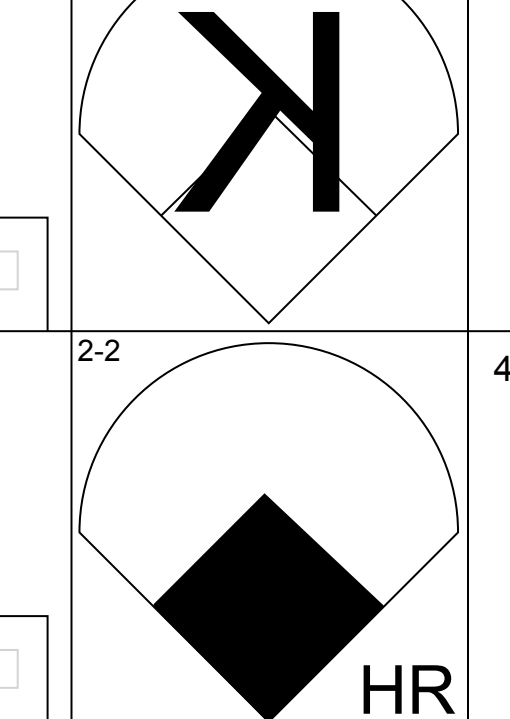


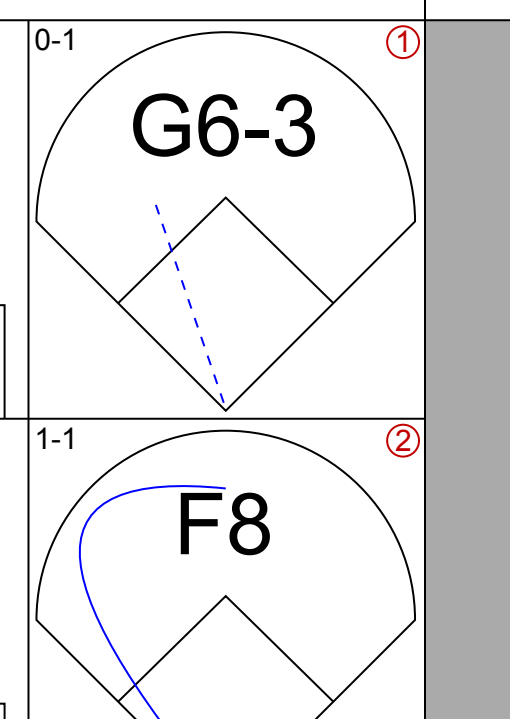
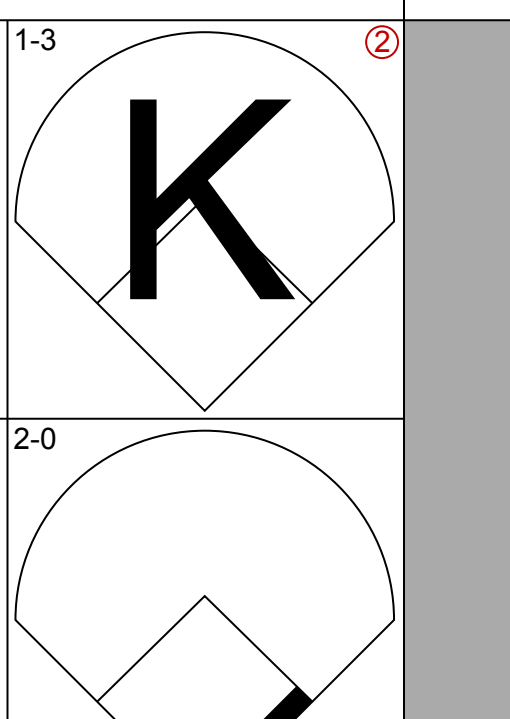
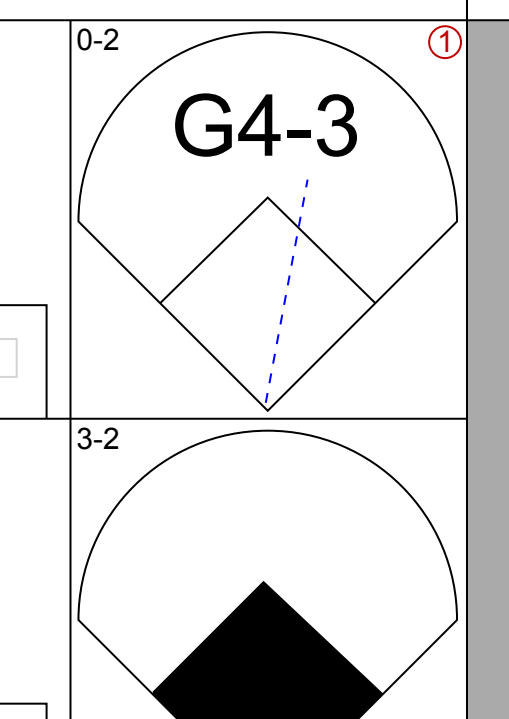
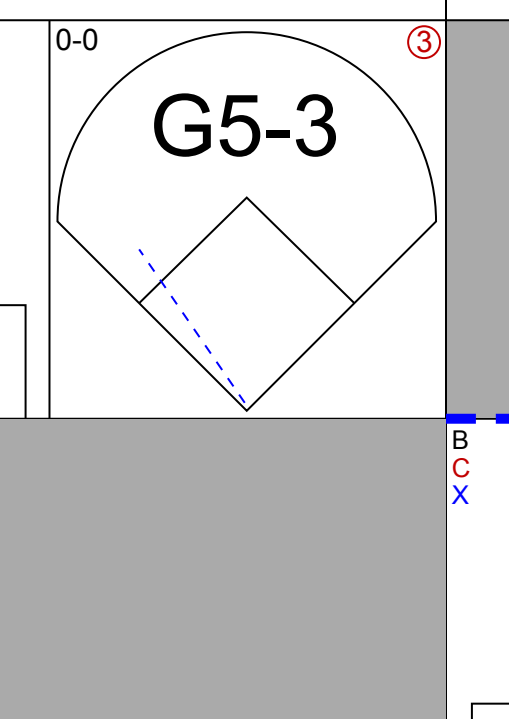
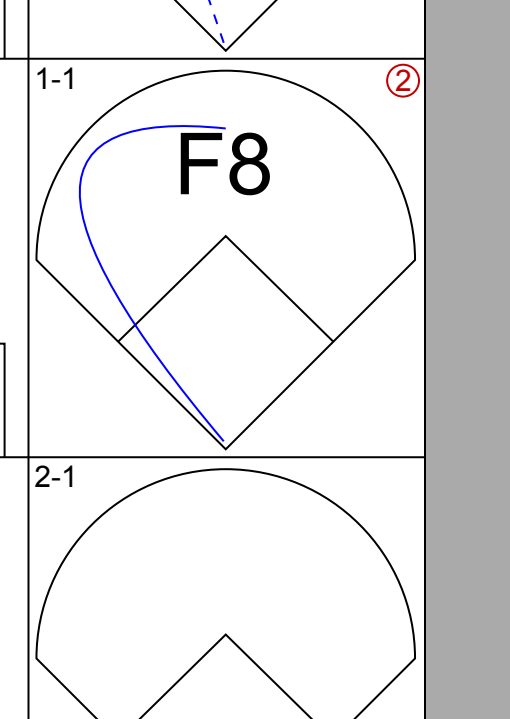
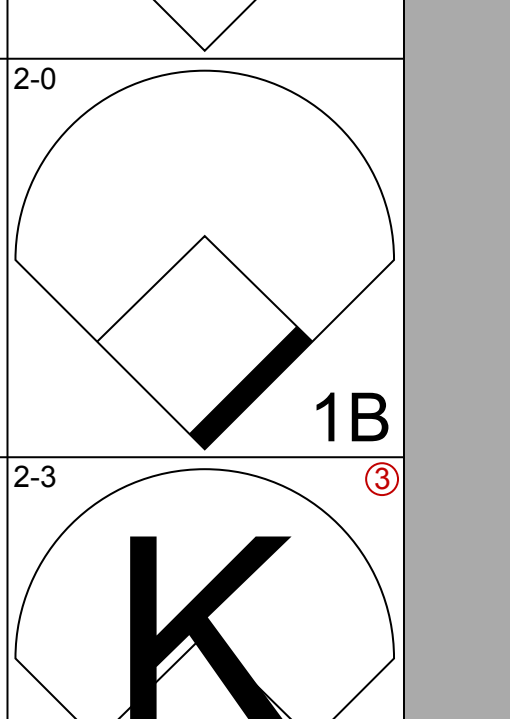
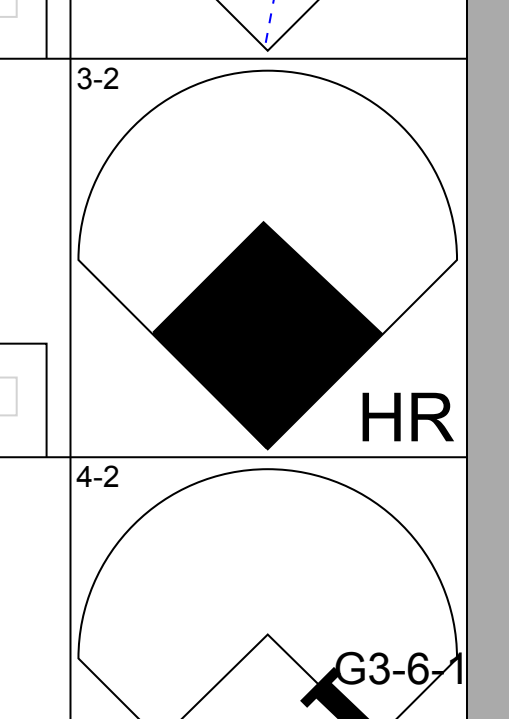
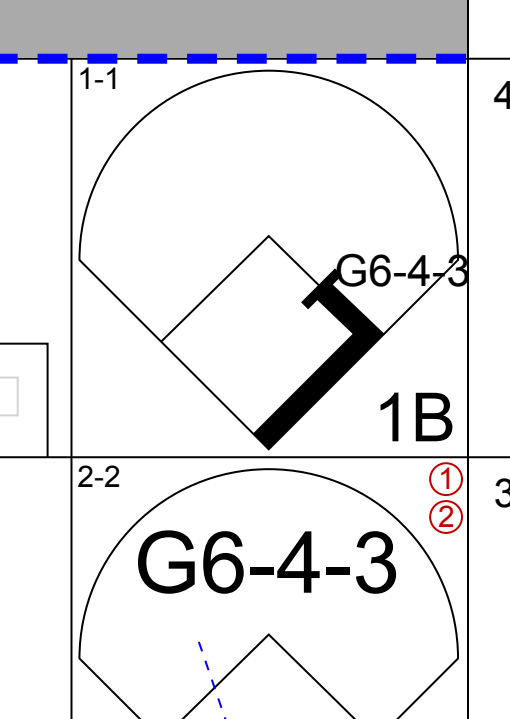
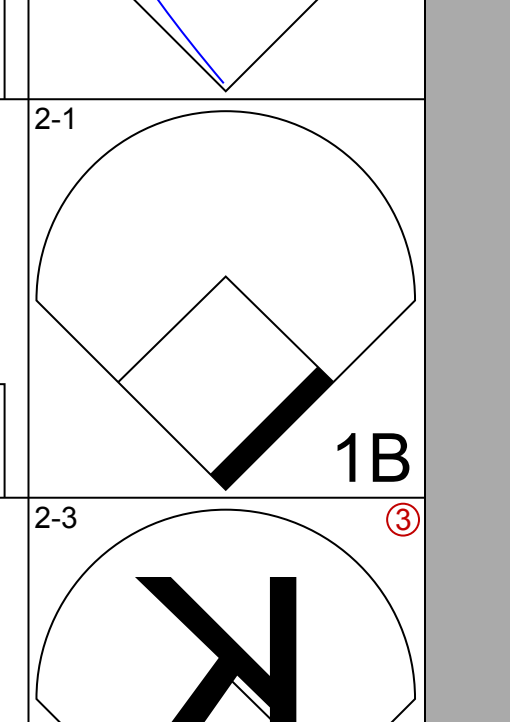
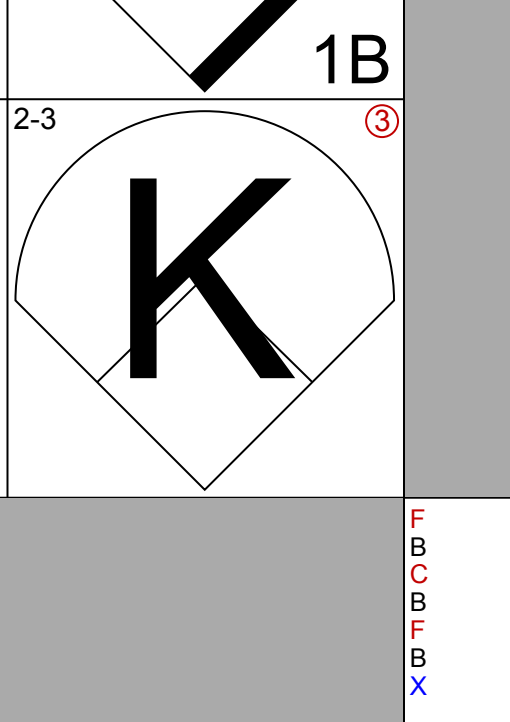
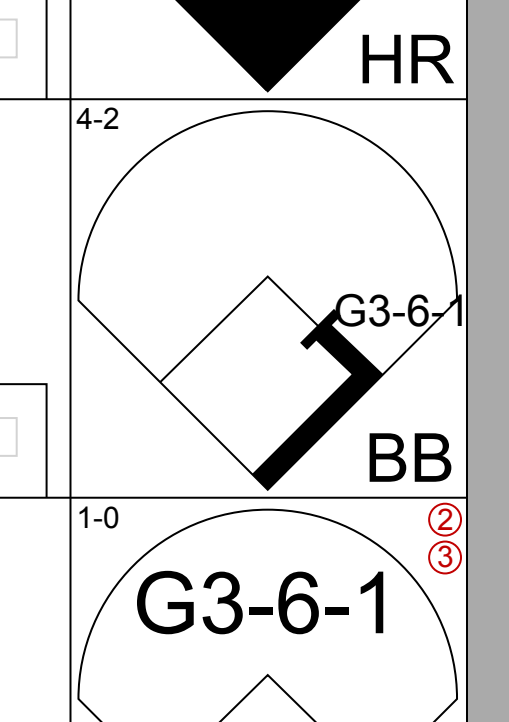
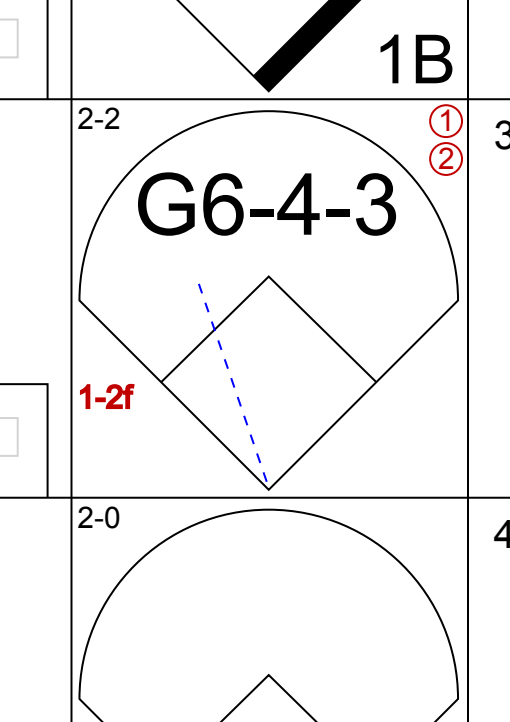
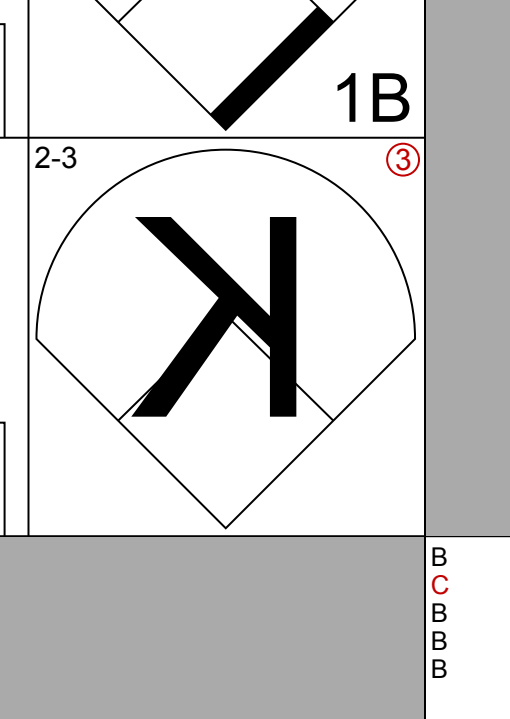
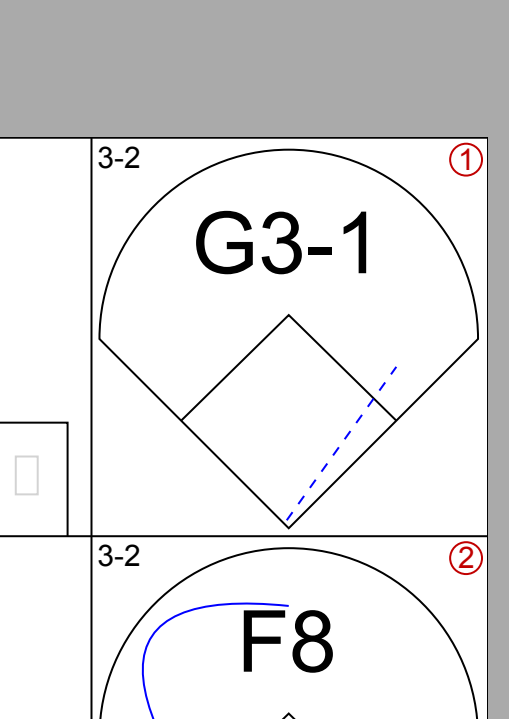
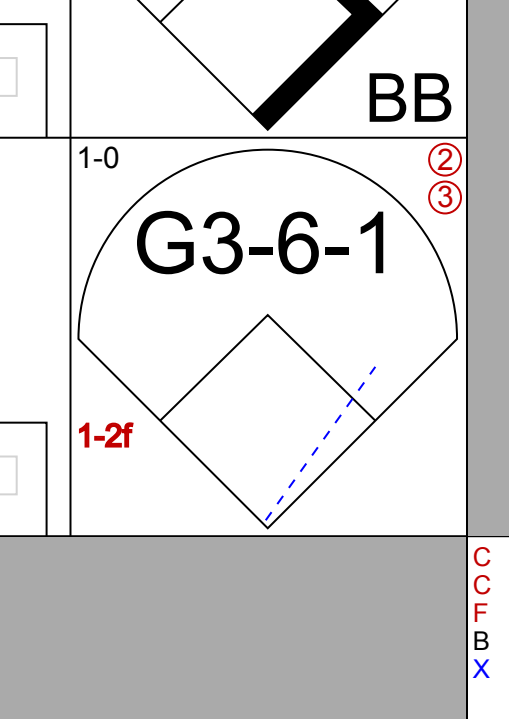
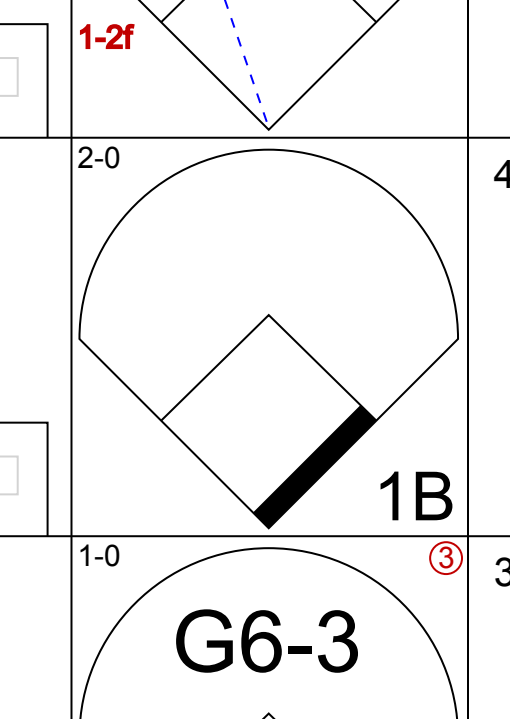
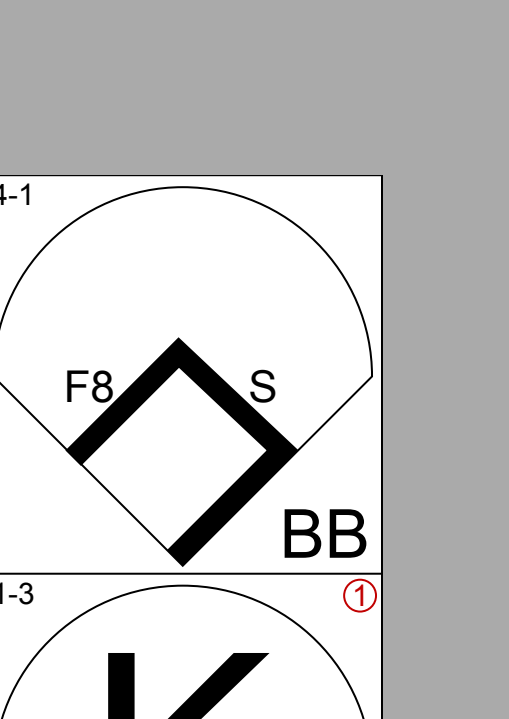
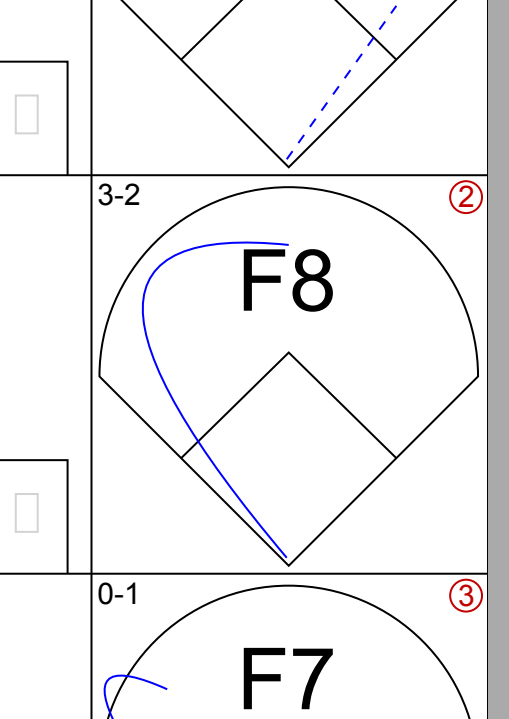
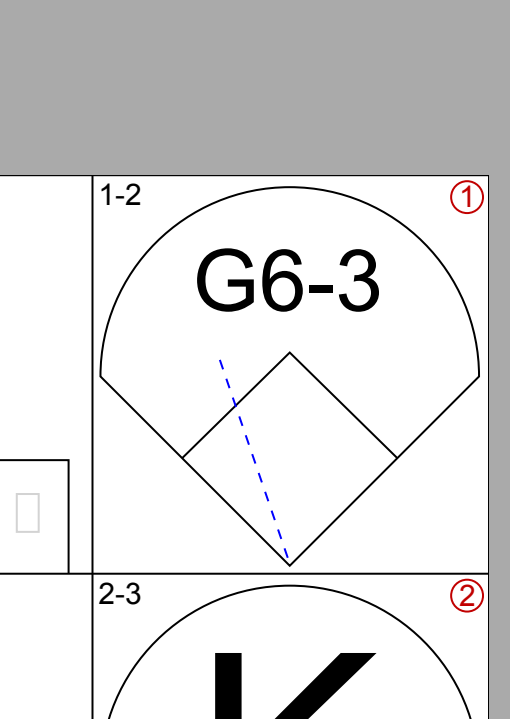
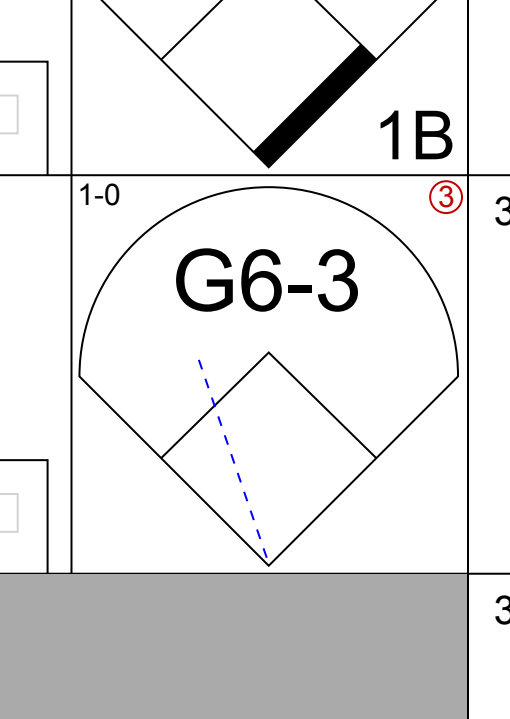
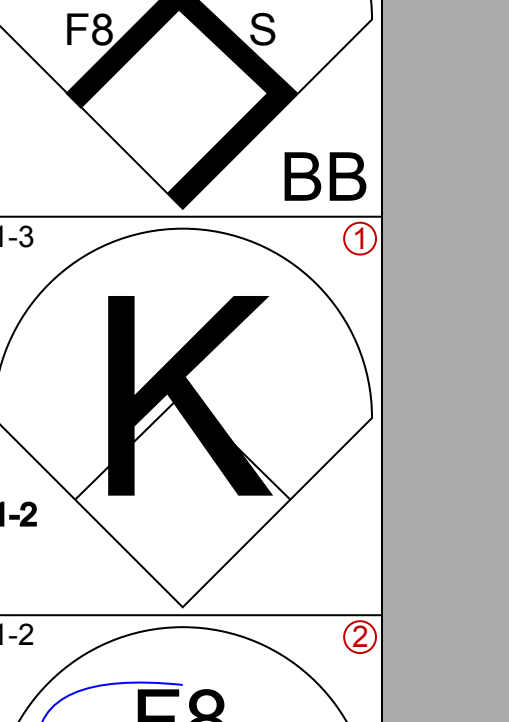
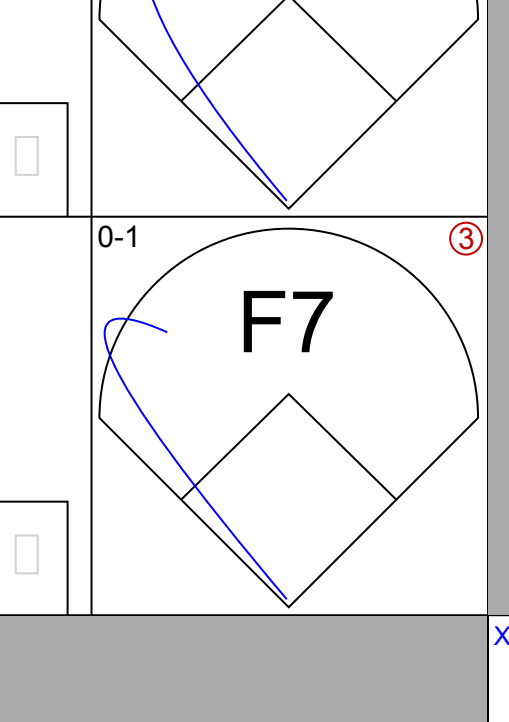
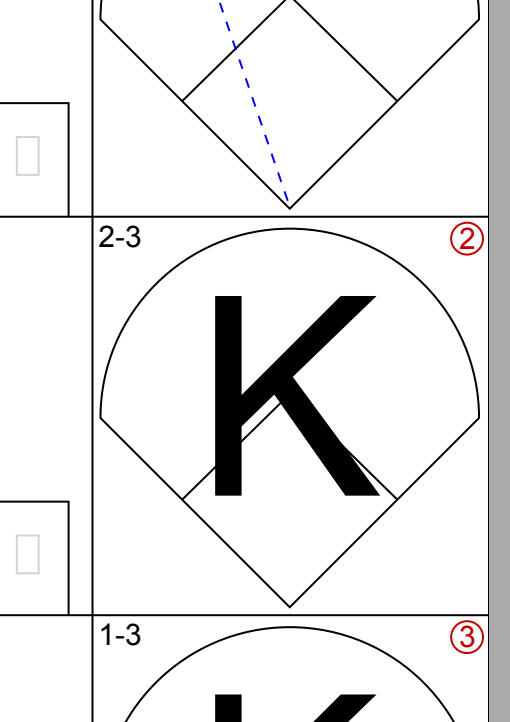
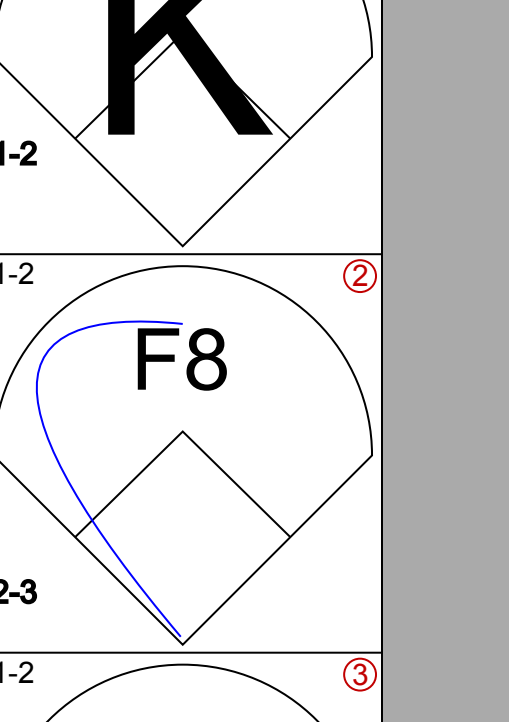
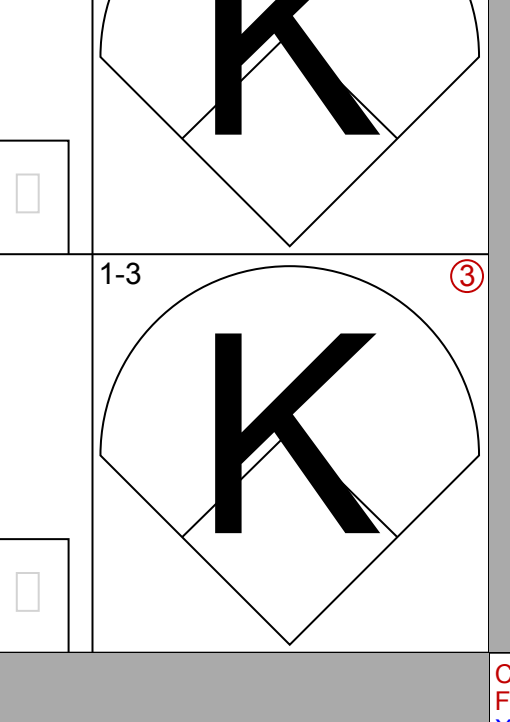
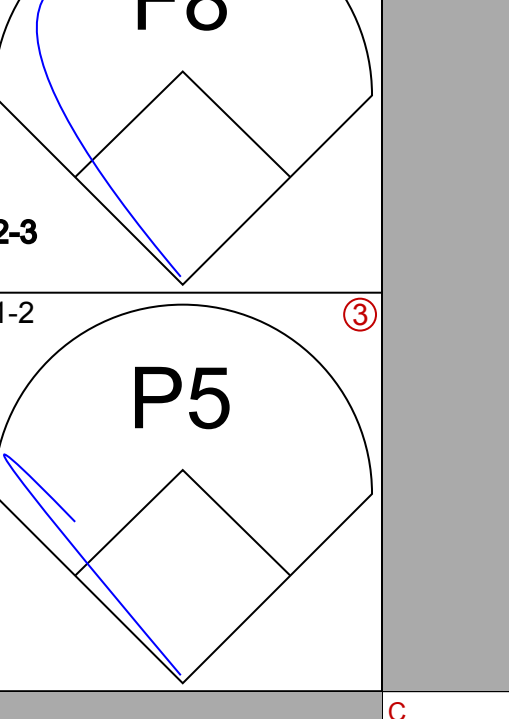
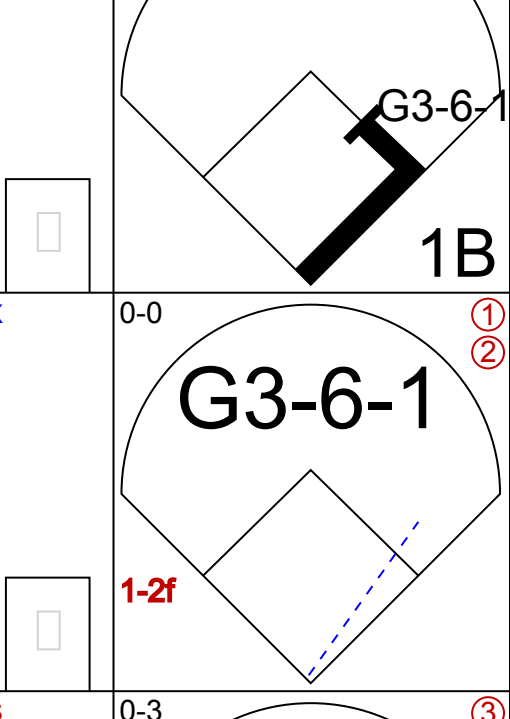
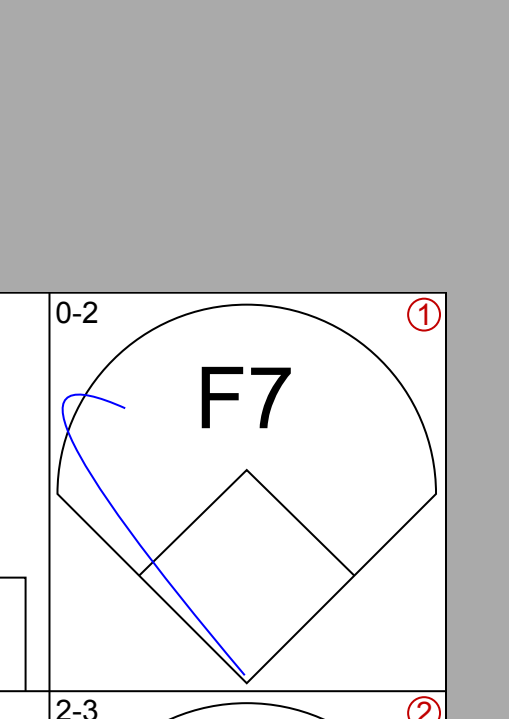
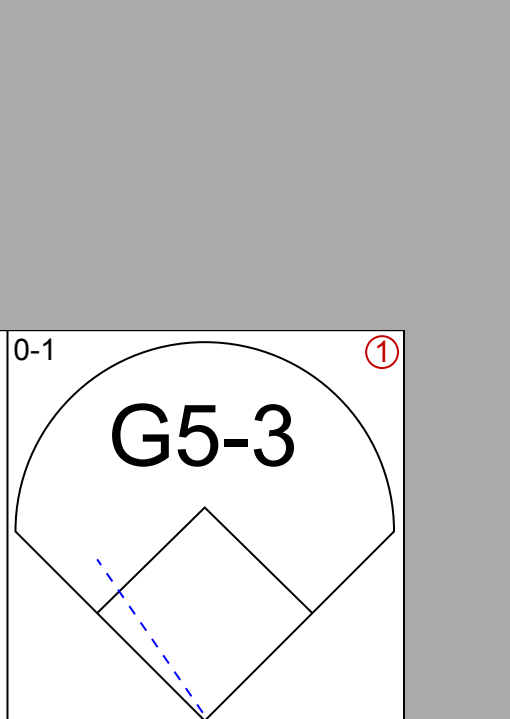
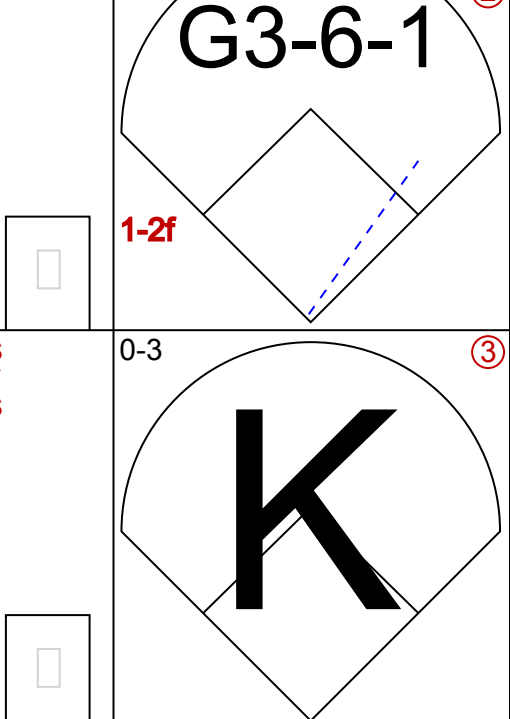
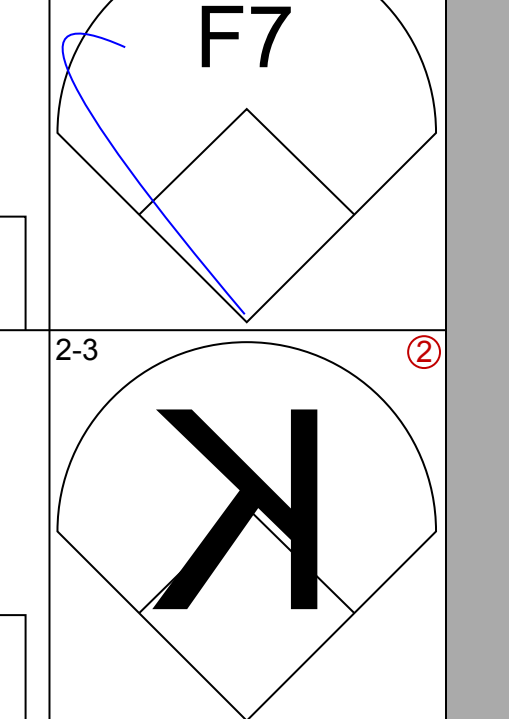
Batter	1	2	3	4	5	6	7	8	9	AB	R	H	RBI	BB	SO	LOB	TOP								
Kenny Lofton, L OBP: 0.356, SLG: 0.393 (1, 8)	4-2 1B BB	0-2 FC6-4		1-0 1B E 1B		1-1 F8			3-1 G1-3	4	1	1	0	1	0	1	Cleveland Indians @ Tampa Bay Devil Rays Tropicana Field, St. Petersburg, FL Tue Aug 01 2000, 7:15 PM EDT Att: 24,481 - Dome - 72 F livebaseballscorecards.com								
Omar Vizquel, S OBP: 0.392, SLG: 0.398 (1, 6)	0-3 K		2-3 K	2-2 E7 1B 1-H		2-2 F7			3-2 G6-3	5	0	1	0	0	2	1									
Roberto Alomar, S OBP: 0.339, SLG: 0.423 (1, 4)	0-0 F7		3-2 1B 2B 1B	2-3 K					1-1 G5-3	5	1	1	0	0	1	2									
Manny Ramirez, R OBP: 0.433, SLG: 0.689 (1, 10)	1-2 1B		0-0 F8		3-2 HR 1B				2-2 F9	4	1	2	0	0	0	1									
Jim Thome, L OBP: 0.402, SLG: 0.592 Jolbert Cabrera, R OBP: 0.326, SLG: 0.328 (8, 9)	1-0 G4-3		1-2 2B 1B		0-0 HR 1B 1-H				4-0 BB	3	1	2	2	1	0	2									
Wil Cordero, R OBP: 0.332, SLG: 0.497 (1, 7)		0-0 F7	2-0 2B 1B		1-3 K 1-H				0-3 BB	4	0	1	1	0	2	1									
David Segui, S OBP: 0.393, SLG: 0.532 (8, 3)		1-1 HR	1-3 K		0-0 G4-3				1-3 K	4	1	1	1	0	2	2									
Travis Fryman, R OBP: 0.396, SLG: 0.517 (1, 5)		3-2 FC6-4 1B		1-1 G5-3		2-2 F9			2-1 F8	4	0	1	0	0	0	0									
Sandy Alomar Jr., R OBP: 0.338, SLG: 0.423 (1, 2)		0-1 F7		0-1 P4		0-0 F3			2-2 F2	4	0	0	0	0	0	1									
Inning Stats	R: 0 E: 0 K: 1 S: 11	H: 1 LOB: 2 BB: 1 P: 17	R: 1 E: 0 K: 0 S: 12	H: 2 LOB: 1 BB: 0 P: 16	R: 1 E: 0 K: 2 S: 14	H: 3 LOB: 2 BB: 0 P: 23	R: 1 E: 1 K: 1 S: 11	H: 2 LOB: 1 BB: 0 P: 17	R: 2 E: 0 K: 1 S: 12	H: 2 LOB: 0 BB: 0 P: 18	R: 0 E: 0 K: 0 S: 6	H: 0 LOB: 0 BB: 0 P: 9	R: 0 E: 0 K: 1 S: 8	H: 0 LOB: 1 BB: 1 P: 15	R: 0 E: 0 K: 1 S: 8	H: 0 LOB: 0 BB: 0 P: 13	R: 0 E: 0 K: 0 S: 8	H: 0 LOB: 0 BB: 0 P: 15	1B: 7 2B: 1 3B: 0 HR: 2	SF: 0 SAC: 0 DP: 0 HBP: 0	WP: 0 PB: 0 SB: 0 CS: 0	PA: 39			
PITCHER	IP	WLS	BF	H	R	ER	SO	BB	IBB	HBP	BLK	WP	HR	S	P	ERA	WHIP								
Ryan Rupe, R ERA: 7.97 (1, 1)	6.0		29	10	5	4	5	1	0	0	0	0	2	66	100	6.00	1.833								
Tanyon Sturtze, R ERA: 6.42 (7, 1)	2.0	H	7	0	0	0	2	1	0	0	0	0	0	16	28	0.00	0.500								
Doug Creek, L ERA: 3.51 (9, 1)	1.0	W	3	0	0	0	0	0	0	0	0	0	0	8	15	0.00	0.000								

Batter	1	2	3	4	5	6	7	8	9	AB	R	H	RBI	BB	SO	LOB	BOTTOM								
Gerald Williams, R OBP: 0.333, SLG: 0.473 (1, 8)	1-3 K		2-3 K			0-0 2B G4-6-3 1B		2-2 F7	0-0	5	1	2	2	0	2	0	Cleveland Indians @ Tampa Bay Devil Rays Tropicana Field, St. Petersburg, FL Tue Aug 01 2000, 7:15 PM EDT Att: 24,481 - Dome - 72 F livebaseballscorecards.com								
Miguel Cairo, R OBP: 0.314, SLG: 0.324 (1, 4)	1-0 L7		1-1 P6			0-0 G4-6-3 2B		1-1 G6-3	1-2 2-H 3-H 1B	4	0	1	1	0	0	0									
Greg Vaughn, R OBP: 0.377, SLG: 0.536 (1, 7)	3-3 K			2-3 K		4-0 G4-6-3 BB		4-2 S BB BB		2	0	0	0	2	2	0									
Fred McGriff, L OBP: 0.365, SLG: 0.467 (1, 3)		1-0 BB BB G5-4-3 1B		0-0 F8		0-1 G4-6-3		4-0 G4-6-3	1-2 BB	3	1	1	0	1	0	2									
Jose Canseco, R OBP: 0.390, SLG: 0.457 (1, 10)		4-2 G5-4-3 BB BB		3-3 K		1-2 P4		3-3 K	2-3 K	3	0	0	0	1	2	3									
Steve Cox, L OBP: 0.410, SLG: 0.474 Jason Tyner, L OBP: 0.220, SLG: 0.239 (9, FR)		4-2 G5-4-3 BB			0-1 F7		2-2 HR		4-2 1B SH1-4 BB	2	1	1	1	2	0	0									
Mike DiFelice, R OBP: 0.307, SLG: 0.424 (1, 2)		3-1 G5-4-3			1-2 F9		2-2 G6-3		0-1 SH1-4	3	0	0	0	0	0	2									
Russ Johnson, R OBP: 0.292, SLG: 0.263 (1, 5)		1-2 2-3 3-H 2-3 K			3-3 K		0-0 G5-3		4-2 1B BB	3	1	0	0	1	2	1									
Felix Martinez, S OBP: 0.350, SLG: 0.322 Jose Guillen, R OBP: 0.341, SLG: 0.458 (9, PH)			0-3 K			1-1 1B 2B 1B		1-3 K	0-0 1B	3	1	1	0	0	2	0									
Inning Stats	R: 0 E: 0 K: 2 S: 8	H: 0 LOB: 0 BB: 0 P: 13	R: 1 E: 0 K: 1 S: 13	H: 1 LOB: 2 BB: 2 P: 27	R: 0 E: 0 K: 2 S: 9	H: 0 LOB: 0 BB: 0 P: 14	R: 0 E: 0 K: 1 S: 8	H: 0 LOB: 0 BB: 0 P: 12	R: 2 E: 0 K: 0 S: 9	H: 3 LOB: 1 BB: 1 P: 16	R: 1 E: 0 K: 1 S: 11	H: 1 LOB: 0 BB: 0 P: 16	R: 0 E: 0 K: 1 S: 10	H: 0 LOB: 2 BB: 2 P: 24	R: 2 E: 0 K: 0 S: 9	H: 2 LOB: 2 BB: 2 P: 17	1B: 5 2B: 1 3B: 0 HR: 1	SF: 0 SAC: 1 DP: 2 HBP: 0	WP: 0 PB: 0 SB: 1 CS: 0	PA: 37					
PITCHER	IP	WLS	BF	H	R	ER	SO	BB	IBB	HBP	BLK	WP	HR	S	P	ERA	WHIP								
Bartolo Colon, R ERA: 4.49 (7, 1)	1.0	H	4	1	1	1	1	0	0	0	0	0	1	11	16	9.00	1.000								
Paul Shuey, R ERA: 3.41 (8, 1)	0.2	H	4	0	0	0	0	2	0	0	0	0	0	7	18	0.00	3.000								
Bob Wickman, R ERA: 3.28 (8, 1)	0.2	L	6	2	2	2	1	2	0	0	0	0	0	12	23	27.00	6.000								

Batter	1	2	3	4	5	6	7	8	9	AB	R	H	RBI	BB	SO	LOB	TOP					
Kenny Lofton, L OBP: 0.351, SLG: 0.386 (1, 8)	G2-3		G4-3		F7		FC5-4		L7	5	0	0	0	0	0	4	Cleveland Indians @ Tampa Bay Devil Rays Tropicana Field, St. Petersburg, FL Wed Aug 02 2000, 7:15 PM EDT Att: 16,909 - Dome - 72 F livebaseballscorecards.com					
Omar Vizquel, S OBP: 0.392, SLG: 0.398 (1, 6)			G3		K			G5-3	S	5	1	2	0	0	1	3						
Roberto Alomar, S OBP: 0.337, SLG: 0.419 (1, 4)	G4-3				G6-3			F9	FC4-6	4	0	0	0	1	0	1						
Manny Ramirez, R OBP: 0.434, SLG: 0.698 Bill Selby, L OBP: 0.296, SLG: 0.429 (8, PR)		HR			G5-3			G6-3	BB	4	1	2	1	0	0	0						
Jim Thome, L OBP: 0.403, SLG: 0.590 Jolbert Cabrera, R OBP: 0.323, SLG: 0.325 (8, PR)	G4-3				K			FC6-4	1B	1	1	1	1	0	0	0						
Wil Cordero, R OBP: 0.334, SLG: 0.497 (1, 7)					K			FC6-4	1B	4	1	2	1	0	1	1						
David Segui, S OBP: 0.394, SLG: 0.530 (8, 3)	G6-3							G3		3	0	1	0	1	0	0						
Travis Fryman, R OBP: 0.395, SLG: 0.515 (1, 5)					SF7			G6-3	K	3	0	1	1	0	1	2						
Einar Diaz, R OBP: 0.324, SLG: 0.405 (1, 2)					P6				F9	4	0	2	0	0	0	1						
Inning Stats	R: 0 E: 0 K: 0 S: 7	H: 1 LOB: 0 BB: 0 P: 10	R: 1 E: 0 K: 1 S: 11	H: 1 LOB: 0 BB: 0 P: 18	R: 0 E: 1 K: 0 S: 11	H: 1 LOB: 1 BB: 0 P: 19	R: 0 E: 0 K: 1 S: 8	H: 0 LOB: 0 BB: 0 P: 16	R: 1 E: 0 K: 1 S: 11	H: 3 LOB: 2 BB: 0 P: 16	R: 0 E: 0 K: 0 S: 10	H: 1 LOB: 1 BB: 0 P: 17	R: 0 E: 0 K: 0 S: 6	H: 1 LOB: 1 BB: 0 P: 7	R: 2 E: 0 K: 1 S: 19	H: 2 LOB: 2 BB: 2 P: 36		R: 1 E: 0 K: 0 S: 11	H: 2 LOB: 2 BB: 1 P: 19	1B: 11 2B: 0 3B: 0 HR: 1	SF: 1 SAC: 0 DP: 0 HBP: 0	WP: 0 PB: 1 CS: 1
PITCHER	IP	WLS	BF	H	R	ER	SO	BB	IBB	HBP	BLK	WP	HR	S	P	ERA	WHIP					
Bryan Rekar, R ERA: 4.5	7.0		28	8	2	2	3	0	0	0	0	0	1	64	103	2.57	1.143					
Mike Duval, L ERA: 0.00	0.2	H	2	0	0	0	0	0	0	0	0	0	0	7	13	0.00	0.000					
Billy Taylor, R ERA: 0.31	0.0		1	1	0	0	0	0	0	0	0	0	0	5	7	=	=					
Doug Creek, L ERA: 3.51	0.0	L	1	0	0	0	0	1	0	0	0	0	0	3	7	=	=					
Roberto Hernandez, R ERA: 3.72	1.1	B	9	3	3	2	1	1	1	0	0	0	0	15	28	13.50	3.000					

Batter	1	2	3	4	5	6	7	8	9	AB	R	H	RBI	BB	SO	LOB	BOTTOM					
Gerald Williams, R OBP: 0.332, SLG: 0.471 (1, 8)	P6				K					4	0	1	0	0	1	0	Cleveland Indians @ Tampa Bay Devil Rays Tropicana Field, St. Petersburg, FL Wed Aug 02 2000, 7:15 PM EDT Att: 16,909 - Dome - 72 F livebaseballscorecards.com					
Miguel Cairo, R OBP: 0.313, SLG: 0.323 (1, 4)	P2				K2-3			L8		4	1	1	0	0	1	1						
Greg Vaughn, R OBP: 0.382, SLG: 0.536 (1, 7)										2	1	1	0	2	1	0						
Fred McGriff, L OBP: 0.362, SLG: 0.463 (1, 3)					G6-3			K	K	4	0	0	0	0	3	5						
Jose Canseco, R OBP: 0.392, SLG: 0.463 (1, 10)									P4	4	1	2	2	0	0	0						
Steve Cox, L OBP: 0.409, SLG: 0.468 Jose Guillen, R OBP: 0.340, SLG: 0.455 (7, PR)	G4-6-3				F8			SF7	P4	2	0	0	0	1	0	1						
Aubrey Huff, L (1, 5)	G4-6-3				G4-3			FC6-4	G6-3	1	0	0	0	0	0	0						
Russ Johnson, R OBP: 0.290, SLG: 0.261 (8, 5)					G3			SF7	P6	2	0	0	1	0	0	0						
Mike DiFelice, R OBP: 0.301, SLG: 0.415 (1, 2)					G6-3			FC6-4		3	0	0	0	0	0	1						
Felix Martinez, S OBP: 0.345, SLG: 0.316 (1, 6)					G4-3			F7	G4-3	3	0	0	0	0	0	0						
Inning Stats	R: 0 E: 0 K: 1 S: 9	H: 0 LOB: 0 BB: 0 P: 13	R: 0 E: 0 K: 1 S: 6	H: 1 LOB: 0 BB: 0 P: 10	R: 0 E: 0 K: 0 S: 7	H: 0 LOB: 0 BB: 0 P: 8	R: 0 E: 0 K: 2 S: 10	H: 0 LOB: 1 BB: 1 P: 17	R: 0 E: 0 K: 0 S: 8	H: 0 LOB: 0 BB: 0 P: 12	R: 0 E: 0 K: 0 S: 7	H: 0 LOB: 0 BB: 0 P: 12	R: 3 E: 0 K: 1 S: 15	H: 2 LOB: 1 BB: 2 P: 35	R: 0 E: 0 K: 1 S: 14	H: 2 LOB: 2 BB: 0 P: 25	R: 0 E: 0 K: 0 S: 5	H: 0 LOB: 0 BB: 0 P: 6	1B: 4 2B: 1 3B: 0 HR: 0	SF: 1 SAC: 0 DP: 1 HBP: 0	WP: 0 PB: 0 CS: 0	PA: 34
PITCHER	IP	WLS	BF	H	R	ER	SO	BB	IBB	HBP	BLK	WP	HR	S	P	ERA	WHIP					
Dave Burba, R ERA: 5.06	6.1		22	2	2	2	5	2	0	0	0	0	0	55	90	2.84	0.632					
Steve Karsay, R ERA: 3.14	1.1	W	7	2	1	1	0	0	1	0	0	0	0	15	32	6.75	1.500					
Paul Shuey, R ERA: 3.38	0.1	H	2	1	0	0	1	0	0	0	0	0	0	6	10	0.00	3.000					
Bob Wickman, R ERA: 3.21	1.0	S	3	0	0	0	0	0	0	0	0	0	0	5	6	0.00	0.000					

Batter	1	2	3	4	5	6	7	8	9	AB	R	H	RBI	BB	SO	LOB	TOP					
Kenny Lofton, L OBP: 0.346, SLG: 0.380 (1, 8)										5	0	0	1	0	1	4	Cleveland Indians @ Tampa Bay Devil Rays Tropicana Field, St. Petersburg, FL Thu Aug 03 2000, 7:15 PM EDT Att: 21,703 - Dome - 72 F livebaseballscorecards.com					
Omar Vizquel, S OBP: 0.359, SLG: 0.394 Jolbert Cabrera, R OBP: 0.321, SLG: 0.323 (1, 6) (7, 6)										4	0	0	0	0	1	3						
Roberto Alomar, S OBP: 0.339, SLG: 0.418 (1, 4)										3	0	1	0	1	0	0						
Manny Ramirez, R OBP: 0.432, SLG: 0.694 (1, 10)										4	0	1	0	0	3	2						
Jim Thome, L OBP: 0.401, SLG: 0.586 (1, 3)										4	1	1	0	0	2	1						
Wil Cordero, R OBP: 0.333, SLG: 0.493 (1, 7)										3	2	0	0	1	0	2						
David Segui, S OBP: 0.395, SLG: 0.528 (1, 9)										3	1	1	0	1	1	2						
Travis Fryman, R OBP: 0.396, SLG: 0.515 (1, 5)										4	0	2	1	0	1	1						
Sandy Alomar Jr., R OBP: 0.345, SLG: 0.443 (1, 2)										4	1	3	2	0	0	1						
Inning Stats	R: 0 H: 1 E: 0 K: 3 S: 12	H: 1 LOB: 1 BB: 0 P: 19	R: 2 H: 3 E: 1 K: 1 S: 14	H: 3 LOB: 2 BB: 0 P: 20	R: 0 H: 0 E: 0 K: 2 S: 9	H: 0 LOB: 0 BB: 0 P: 14	R: 2 H: 3 E: 0 K: 0 S: 12	H: 3 LOB: 1 BB: 1 P: 19	R: 0 H: 1 E: 0 K: 0 S: 11	H: 1 LOB: 1 BB: 0 P: 18	R: 0 H: 0 E: 0 K: 0 S: 6	H: 0 LOB: 0 BB: 1 P: 13	R: 0 H: 0 E: 0 K: 1 S: 10	H: 0 LOB: 1 BB: 1 P: 15	R: 0 H: 0 E: 0 K: 1 S: 8	H: 0 LOB: 0 BB: 0 P: 14	R: 1 H: 1 E: 0 K: 2 S: 13	H: 1 LOB: 0 BB: 0 P: 17	1B: 7 2B: 1 3B: 0 HR: 1	SF: 0 SAC: 0 DP: 2 HBP: 0	WP: 0 PB: 0 SB: 0 CS: 0	PA: 38
PITCHER	IP	WLS	BF	H	R	ER	SO	BB	IBB	HBP	BLK	WP	HR	S	P	ERA	WHIP					
Albie Lopez, R ERA: 3.83 Esteban Yan, R ERA: 6.93	(1, 1) (8, 1)	7.0 2.0	L 7	31 1	8 1	4 1	2 1	7 3	3 0	0 0	0 0	0 0	0 1	74 21	118 31	2.57 4.50	1.571 0.500					

Batter	1	2	3	4	5	6	7	8	9	AB	R	H	RBI	BB	SO	LOB	BOTTOM					
Gerald Williams, R OBP: 0.329, SLG: 0.466 (1, 8)										4	0	0	0	0	1	0	Cleveland Indians @ Tampa Bay Devil Rays Tropicana Field, St. Petersburg, FL Thu Aug 03 2000, 7:15 PM EDT Att: 21,703 - Dome - 72 F livebaseballscorecards.com					
Russ Johnson, R OBP: 0.302, SLG: 0.296 (1, 4) (9, 6)										4	1	3	1	0	0	0						
Greg Vaughn, R OBP: 0.383, SLG: 0.534 (1, 7)										3	0	1	0	1	1	2						
Fred McGriff, L OBP: 0.361, SLG: 0.460 (1, 3)										4	0	1	0	0	1	2						
Jose Canseco, R OBP: 0.390, SLG: 0.456 (1, 10)										3	0	0	0	1	0	1						
Steve Cox, L OBP: 0.402, SLG: 0.459 (1, 9)										3	0	0	0	0	2	1						
John Flaherty, R OBP: 0.325, SLG: 0.384 (1, 2)										3	0	1	0	0	1	1						
Aubrey Huff, L (1, 5)										3	0	0	0	0	0	2						
Felix Martinez, S OBP: 0.341, SLG: 0.313 Miguel Cairo, R OBP: 0.312, SLG: 0.322 (1, 6) (8, PH) (9, 4)										2	0	0	0	0	1	0						
Inning Stats	R: 0 H: 1 E: 0 K: 1 S: 9	H: 0 LOB: 1 BB: 0 P: 14	R: 0 H: 0 E: 0 K: 1 S: 11	H: 0 LOB: 1 BB: 1 P: 18	R: 0 H: 1 E: 0 K: 2 S: 10	H: 1 LOB: 0 BB: 0 P: 15	R: 0 H: 0 E: 0 K: 0 S: 10	H: 0 LOB: 0 BB: 0 P: 16	R: 0 H: 1 E: 0 K: 1 S: 5	H: 1 LOB: 0 BB: 0 P: 5	R: 1 H: 1 E: 0 K: 0 S: 13	H: 1 LOB: 0 BB: 1 P: 21	R: 0 H: 0 E: 0 K: 2 S: 11	H: 0 LOB: 0 BB: 0 P: 15	R: 0 H: 0 E: 0 K: 1 S: 7	H: 0 LOB: 0 BB: 0 P: 9	R: 0 H: 2 E: 0 K: 0 S: 7	H: 2 LOB: 1 BB: 0 P: 13	1B: 5 2B: 0 3B: 0 HR: 1	SF: 0 SAC: 0 DP: 3 HBP: 0	WP: 0 PB: 0 SB: 1 CS: 0	PA: 32
PITCHER	IP	WLS	BF	H	R	ER	SO	BB	IBB	HBP	BLK	WP	HR	S	P	ERA	WHIP					
Jason Bere, R ERA: 4.64 Bob Wickman, R ERA: 3.14	(1, 1) (9, 1)	8.0 1.0	W 4	28 2	4 0	1 0	1 0	8 0	0 0	0 0	0 0	0 0	0 0	7 7	13	0.00 1.12	2.000 0.750					

Batter	1	2	3	4	5	6	7	8	9	AB	R	H	RBI	BB	SO	LOB	TOP								
Darin Erstad, L (1, 7) OBP: 0.417, SLG: 0.568	F8		BB			G3	G4-3			3	0	0	0	1	0	1	Anaheim Angels @ Cleveland Indians Jacobs Field, Cleveland, OH Sat Aug 05 2000, 4:05 PM EDT Att: 43,162 - Sunny - 75 F								
Benji Gil, R (1, 4) OBP: 0.307, SLG: 0.352	2-1		BB			K	F7			2	0	1	0	1	1	0									
Adam Kennedy, L (7, PH) OBP: 0.317, SLG: 0.428	CS		BB							1	0	0	0	0	0	1									
Tim Salmon, R (1, 9) OBP: 0.408, SLG: 0.557	K		BB							4	1	1	1	0	2	3									
Ron Gant, R (1, 10) OBP: 0.322, SLG: 0.477		1-0	CS			G4-3				3	1	2	0	0	0	0									
Mo Vaughn, L (8, PH) OBP: 0.376, SLG: 0.530			1B			E8				1	0	0	0	0	1	0									
16 Garret Anderson, L (1, 8) OBP: 0.283, SLG: 0.517	F8					K				4	0	1	1	0	2	1									
Troy Glaus, R (1, 5) OBP: 0.393, SLG: 0.589		4-2				BB				2	1	1	0	2	0	0									
Scott Spiezo, S (1, 3) OBP: 0.341, SLG: 0.448			BB			G6-3				4	0	0	0	0	2	4									
Matt Walbeck, S (1, 2) OBP: 0.256, SLG: 0.421						G4-3				3	0	0	1	0	0	0									
Kevin Stocker, S (1, 6) OBP: 0.367, SLG: 0.353			G6-3			G6-3				3	0	0	0	0	0	0									
Inning Stats	R: 0 E: 0 K: 1 S: 8	H: 1 LOB: 0 BB: 0 P: 13	R: 0 E: 0 K: 1 S: 8	H: 1 LOB: 1 BB: 1 P: 13	R: 0 E: 0 K: 1 S: 13	H: 0 LOB: 2 BB: 2 P: 28	R: 0 E: 0 K: 1 S: 8	H: 0 LOB: 0 BB: 0 P: 12	R: 0 E: 0 K: 0 S: 6	H: 0 LOB: 0 BB: 0 P: 8	R: 2 E: 1 K: 2 S: 19	H: 3 LOB: 2 BB: 1 P: 33	R: 0 E: 0 K: 0 S: 7	H: 0 LOB: 0 BB: 0 P: 11	R: 0 E: 0 K: 2 S: 8	H: 0 LOB: 0 BB: 0 P: 11	R: 1 E: 0 K: 0 S: 7	H: 1 LOB: 0 BB: 0 P: 11	1B: 4 2B: 1 3B: 0 HR: 1	SF: 0 SAC: 1 DP: 0 HBP: 1	WP: 0 PB: 0 SB: 0 CS: 2	PA: 36			
PITCHER	IP	WLS	BF	H	R	ER	SO	BB	IBB	HBP	BLK	WP	HR	S	P	ERA	WHIP								
Chuck Finley, L (1, 1) ERA: 3.83	6.0		25	5	2	1	6	4	0	0	0	0	1	62	107	1.50	1.500								
Justin Speier, R (7, 1) ERA: 2.53	1.1	W	5	0	0	0	0	0	0	1	0	0	0	9	15	0.00	0.000								
Paul Shuey, R (8, 1) ERA: 3.16	0.2	H	2	0	0	0	2	0	0	0	0	0	0	6	7	0.00	0.000								
Steve Karsay, R (9, 1) ERA: 3.26	1.0		4	1	1	1	0	0	0	0	0	0	0	7	11	9.00	1.000								

Batter	1	2	3	4	5	6	7	8	9	AB	R	H	RBI	BB	SO	LOB	BOTTOM									
Kenny Lofton, L (1, 8) OBP: 0.356, SLG: 0.391	1B		G5-4-3					FC6-4		4	1	3	1	1	0	2	Anaheim Angels @ Cleveland Indians Jacobs Field, Cleveland, OH Sat Aug 05 2000, 4:05 PM EDT Att: 43,162 - Sunny - 75 F									
Travis Fryman, R (1, 5) OBP: 0.392, SLG: 0.509	G5-4-3		BB			P4	F8	P6		5	0	1	0	0	0	6										
Roberto Alomar, S (1, 4) OBP: 0.339, SLG: 0.416	G5-4-3					K				4	1	1	0	0	1	3										
Manny Ramirez, R (1, 10) OBP: 0.430, SLG: 0.687						2B				3	0	1	0	0	1	1										
David Segui, S (8, PH) OBP: 0.396, SLG: 0.528						1B	F9			1	1	1	0	0	0	0										
Wil Cordero, R (1, 7) OBP: 0.334, SLG: 0.492		G1-6-3				P4				4	1	1	0	0	0	2										
Jim Thome, L (1, 3) OBP: 0.405, SLG: 0.593		G4-3				1B				3	1	2	2	1	0	0										
Chan Perry, R (1, 9) ERA: 5.05						1B				3	0	1	0	0	0	1										
Omar Vizquel, S (8, 6) OBP: 0.361, SLG: 0.395		G5-3				1B				1	0	1	1	0	0	0										
Sandy Alomar Jr., R (1, 2) OBP: 0.350, SLG: 0.463						BB				4	1	3	0	0	0	2										
Jolbert Cabrera, R (1, 6) OBP: 0.321, SLG: 0.346						1B				3	0	1	1	0	0	4										
Inning Stats	R: 1 E: 0 K: 1 S: 9	H: 2 LOB: 0 BB: 0 P: 11	R: 0 E: 0 K: 0 S: 4	H: 0 LOB: 0 BB: 0 P: 8	R: 0 E: 0 K: 0 S: 7	H: 1 LOB: 1 BB: 1 P: 15	R: 1 E: 0 K: 0 S: 21	H: 5 LOB: 3 BB: 0 P: 32	R: 0 E: 0 K: 0 S: 10	H: 1 LOB: 1 BB: 0 P: 15	R: 0 E: 0 K: 0 S: 4	H: 0 LOB: 0 BB: 1 P: 8	R: 1 E: 0 K: 0 S: 7	H: 2 LOB: 1 BB: 0 P: 13	R: 3 E: 0 K: 0 S: 14	H: 5 LOB: 2 BB: 0 P: 18	1B: 13 2B: 3 3B: 0 HR: 0	SF: 0 SAC: 1 DP: 3 HBP: 0	WP: 1 PB: 0 SB: 2 CS: 0	PA: 38						
PITCHER	IP	WLS	BF	H	R	ER	SO	BB	IBB	HBP	BLK	WP	HR	S	P	ERA	WHIP									
Scott Schoeneweis, L (1, 1) ERA: 5.05	7.0	L	30	11	3	3	2	2	0	0	0	0	0	62	102	3.86	1.857									
Mark Pelkovsek, R (8, 1) ERA: 4.91	0.1		6	5	3	3	0	0	0	0	0	0	0	1	12	15	81.00	15.000								
Juan Alvarez, L (8, 1) ERA:	0.1		1	0	0	0	0	0	0	0	0	0	0	0	1	2	0.00	0.000								
Derrick Turnbow, R (8, 1) ERA: 5.12	0.1		1	0	0	0	0	0	0	0	0	0	0	0	1	1	0.00	0.000								

Batter	1	2	3	4	5	6	7	8	9	AB	R	H	RBI	BB	SO	LOB	TOP			
Darin Erstad, L OBP: 0.413, SLG: 0.562	F7	L7		L6		K			G3	5	0	0	0	0	1	4				
Orlando Palmeiro, L OBP: 0.409, SLG: 0.409	F5			F9			K		G5-3	4	0	0	0	1	1	2				
Mo Vaughn, L OBP: 0.378, SLG: 0.527	K						F8		K	4	0	1	0	1	2	0				
Tim Salmon, R OBP: 0.407, SLG: 0.554				K			K			4	0	1	0	0	2	3				
16 Garret Anderson, L OBP: 0.285, SLG: 0.516		FC3-6 HBP 1B E		F7						3	1	1	0	1	0	3				
Troy Glaus, R OBP: 0.394, SLG: 0.587		E HBP 2B 1B		K						3	1	1	0	1	2	3				
Bengie Molina, R OBP: 0.317, SLG: 0.435		2B HBP		SH3-4 1B BB			K			2	0	1	0	1	1	2				
Adam Kennedy, L OBP: 0.316, SLG: 0.427		F4		SH3-4 1B			G1-3			4	0	1	0	0	1	4				
Kevin Stocker, S OBP: 0.367, SLG: 0.357		2B		SH3-4			G4-3			3	0	1	1	0	1	2				
Inning Stats	R: 0 E: 0 K: 1 S: 12	H: 0 LOB: 0 BB: 0 P: 17	R: 2 E: 1 K: 0 S: 14	H: 3 LOB: 2 BB: 0 P: 24	R: 0 E: 0 K: 2 S: 10	H: 1 LOB: 2 BB: 1 P: 17	R: 0 E: 0 K: 0 S: 11	H: 1 LOB: 2 BB: 1 P: 18	R: 0 E: 0 K: 1 S: 10	H: 0 LOB: 0 BB: 0 P: 22	R: 0 E: 0 K: 2 S: 7	H: 0 LOB: 0 BB: 0 P: 10	R: 0 E: 0 K: 3 S: 14	H: 1 LOB: 2 BB: 1 P: 22	R: 0 E: 0 K: 1 S: 8	H: 0 LOB: 0 BB: 0 P: 10	1B: 6 2B: 1 3B: 0 HR: 0	SF: 0 SAC: 1 DP: 1 HBP: 1	WP: 0 PB: 0 SB: 0 CS: 0	PA: 39
PITCHER	IP	WLS	BF	H	R	ER	SO	BB	IBB	HBP	BLK	WP	HR	S	P	ERA	WHIP			
Bartolo Colon, R ERA: 4.38	7.0	W	32	6	2	2	7	5	0	1	0	0	0	73	124	2.57	1.571			
Paul Shuey, R ERA: 3.08	1.0	H	4	1	0	0	3	0	0	0	0	0	0	13	17	0.00	1.000			
Bob Wickman, R ERA: 3.2	1.0	S	3	0	0	0	1	0	0	0	0	0	0	8	10	0.00	0.000			

Anaheim Angels @ Cleveland Indians
 Jacobs Field, Cleveland, OH
 Sun Aug 06 2000, 1:05 PM EDT
 Att. 43,133 - Overcast - 75 F

AB	32
R	2
H	7
RBI	1
BB	5
SO	11
LOB	23



Batter	1	2	3	4	5	6	7	8	9	AB	R	H	RBI	BB	SO	LOB	BOTTOM			
Kenny Lofton, L OBP: 0.351, SLG: 0.385	F8	L7		P4		G6-3		G4-3		5	0	0	0	0	0	4				
Omar Vizquel, S OBP: 0.359, SLG: 0.395	K			G4-3 2B		G1-3		G1-3		5	0	1	0	0	1	2				
Roberto Alomar, S OBP: 0.340, SLG: 0.432	HR			G4-3			K			4	2	2	2	0	1	1				
Jim Thome, L OBP: 0.405, SLG: 0.603	HR			F7			K			4	1	2	1	0	1	1				
David Segui, S OBP: 0.399, SLG: 0.527	G4-3			BB			K			3	0	1	0	1	1	0				
Wil Cordero, R OBP: 0.331, SLG: 0.487		F7		P4			K			4	0	0	0	0	1	3				
Travis Fryman, R OBP: 0.393, SLG: 0.511		G3 BB BB		F9						3	0	1	0	1	0	2				
Bill Selby, L OBP: 0.400, SLG: 0.444		G3 BB		HR 1B			F7			2	1	1	0	1	0	1				
Jolbert Cabrera, R OBP: 0.319, SLG: 0.344				HR 1B				E4 2B		1	0	0	0	0	0	0				
Einar Diaz, R OBP: 0.328, SLG: 0.429		G3		HR			K			4	1	2	2	0	1	2				
Inning Stats	R: 2 E: 0 K: 1 S: 11	H: 2 LOB: 0 BB: 0 P: 16	R: 0 E: 0 K: 0 S: 12	H: 0 LOB: 2 BB: 2 P: 23	R: 1 E: 0 K: 0 S: 12	H: 2 LOB: 1 BB: 1 P: 21	R: 2 E: 0 K: 0 S: 14	H: 3 LOB: 1 BB: 0 P: 19	R: 0 E: 0 K: 2 S: 11	H: 1 LOB: 1 BB: 0 P: 17	R: 0 E: 0 K: 1 S: 7	H: 0 LOB: 0 BB: 0 P: 9	R: 0 E: 0 K: 2 S: 10	H: 1 LOB: 1 BB: 0 P: 16	R: 0 E: 1 K: 0 S: 11	H: 1 LOB: 2 BB: 0 P: 16	1B: 2 2B: 4 3B: 0 HR: 4	SF: 0 SAC: 0 DP: 0 HBP: 0	WP: 0 PB: 0 SB: 0 CS: 0	PA: 38
PITCHER	IP	WLS	BF	H	R	ER	SO	BB	IBB	HBP	BLK	WP	HR	S	P	ERA	WHIP			
Brian Cooper, R ERA: 5.93	3.2	L	21	7	5	5	5	3	0	0	0	0	0	4	48	7.8	2.727			
Juan Alvarez, L ERA:	0.1		1	0	0	0	0	0	0	0	0	0	0	1	1	0.00	0.000			
Matt Wise, R ERA:	1.0		4	1	0	0	2	0	0	0	0	0	0	11	17	0.00	1.000			
Mike Holtz, L ERA: 3.54	1.2		6	1	0	0	3	0	0	0	0	0	0	14	20	0.00	0.600			
Lou Pote, R ERA: 4.15	1.1		6	1	0	0	0	0	0	0	0	0	0	14	21	0.00	0.750			

Anaheim Angels @ Cleveland Indians
 Jacobs Field, Cleveland, OH
 Sun Aug 06 2000, 1:05 PM EDT
 Att. 43,133 - Overcast - 75 F

AB	35
R	5
H	10
RBI	5
BB	3
SO	6
LOB	16



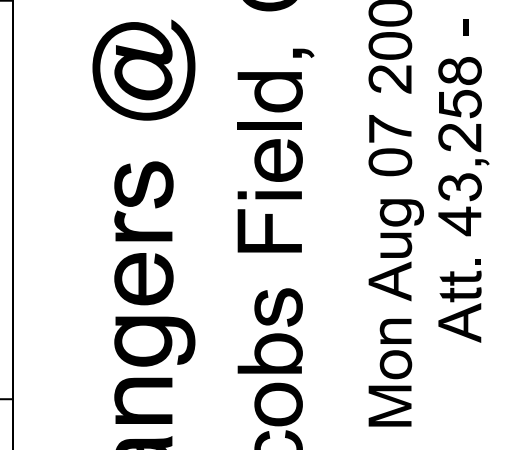
Batter	1	2	3	4	5	6	7	8	9	AB	R	H	RBI	BB	SO	LOB	TOP											
Luis Altea, S OBP: 0.395, SLG: 0.397 (1, 4)	F7			2-1 L1-3 1B		F2		K		4	0	1	0	0	1	0	Texas Rangers @ Cleveland Indians Jacobs Field, Cleveland, OH Mon Aug 07 2000, 7:05 PM EDT Att: 43,258 - Sunny - 79 F											
Frank Catalanotto, L OBP: 0.429, SLG: 0.541 (1, 10)	F9			0-1 F8		G6-3		G1		4	0	0	0	0	0	1												
29 Rusty Greer, L OBP: 0.360, SLG: 0.419 (1, 7)	G3			0-0 L1-3 1-2		BB		BB		3	0	1	0	1	0	1												
Rafael Palmeiro, L OBP: 0.385, SLG: 0.553 (1, 3)		2-2 G4-6-3 1B			1-1 BB	1B		BB		3	0	2	0	1	0	1												
Gabe Kapler, R OBP: 0.337, SLG: 0.461 (1, 8)		2-2 G4-6-3 1-2			1-2 BB	1B		BB		3	0	1	0	1	0	1												
Ricky Ledee, L OBP: 0.317, SLG: 0.384 Chad Curtis, R OBP: 0.336, SLG: 0.435 (6, PH) (6, 9)		0-3 K			0-1 F7		3-2 G6-3		3-2 F9	2	0	0	0	0	1	2												
Bill Haselman, R OBP: 0.337, SLG: 0.473 (1, 2)			2-3 K			0-3 K		G6-3		4	0	0	0	0	2	2												
Mike Lamb, L OBP: 0.354, SLG: 0.419 (1, 5)			1-2 G1-3			4-1 BB		G4-3		2	0	0	0	1	0	0												
Royce Clayton, R OBP: 0.316, SLG: 0.427 (1, 6)			3-2 G5-3			3-3 K		F9		3	0	0	0	0	1	3												
Inning Stats	R: 0 E: 0 K: 0 S: 7	H: 0 LOB: 0 BB: 0 P: 10	R: 0 E: 0 K: 1 S: 12	H: 1 LOB: 0 BB: 0 P: 16	R: 0 E: 0 K: 1 S: 9	H: 0 LOB: 0 BB: 0 P: 15	R: 0 E: 0 K: 0 S: 5	H: 1 LOB: 0 BB: 0 P: 7	R: 0 E: 0 K: 2 S: 21	H: 2 LOB: 3 BB: 1 P: 30	R: 0 E: 0 K: 0 S: 10	H: 1 LOB: 0 BB: 0 P: 23	R: 0 E: 0 K: 1 S: 9	H: 0 LOB: 1 BB: 0 P: 11	R: 0 E: 0 K: 1 S: 7	H: 0 LOB: 1 BB: 1 P: 13	R: 0 E: 0 K: 0 S: 12	H: 0 LOB: 0 BB: 0 P: 21	1B: 4 2B: 2 3B: 0 HR: 0	SF: 0 SAC: 0 DP: 2 HBP: 0	WP: 0 PB: 0 SB: 0 CS: 0	PA: 34						
PITCHER	IP	WLS	BF	H	R	ER	SO	BB	IBB	HBP	BLK	WP	HR	S	P	ERA	WHIP	PITCHER										
Steve Woodard, R ERA: 5.65 (1, 1)	5.2		23	5	0	0	4	2	1	0	0	0	0	0	61	95	0.00	1.235										
Tom Martin, L ERA: 3.65 (6, 1)	0.1	1	0	0	0	0	0	0	0	0	0	0	0	3	6	0.00	0.000											
Steve Reed, R ERA: 5.19 (7, 1)	1.0	W	3	0	0	0	0	0	0	0	0	0	0	9	11	0.00	0.000											
Steve Karsay, R ERA: 3.2 (8, 1)	1.0	H	4	0	0	0	1	1	0	0	0	0	0	7	13	0.00	1.000											
Bob Wickman, R ERA: 3.14 (9, 1)	1.0	S	3	0	0	0	0	0	0	0	0	0	0	12	21	0.00	0.000											
Batter	1	2	3	4	5	6	7	8	9	AB	R	H	RBI	BB	SO	LOB	BOTTOM											
Kenny Lofton, L OBP: 0.347, SLG: 0.380 (1, 8)	B5-3		K			F8		K		4	0	0	0	0	2	1	Texas Rangers @ Cleveland Indians Jacobs Field, Cleveland, OH Mon Aug 07 2000, 7:05 PM EDT Att: 43,258 - Sunny - 79 F											
Omar Vizquel, S OBP: 0.390, SLG: 0.396 (1, 6)	1B		F9			G3-1		1B		4	1	2	0	0	0	1												
Roberto Alomar, S OBP: 0.339, SLG: 0.430 (1, 4)	F7		FC6-4 1-2			K		1B		4	0	1	0	0	1	2												
Jim Thome, L OBP: 0.408, SLG: 0.603 (1, 10)				K				1B		3	1	2	1	1	1	0												
David Segui, S OBP: 0.395, SLG: 0.521 (1, 3)	P4			G5-3				1B		4	0	0	0	0	0	5												
Wil Cordero, R OBP: 0.331, SLG: 0.486 (1, 7)		P5			P4			1B		3	0	1	0	0	0	0												
Travis Fryman, R OBP: 0.390, SLG: 0.508 (1, 5)		F9				F9		SF9		2	0	0	1	0	0	0												
Bill Selby, L OBP: 0.308, SLG: 0.333 Jolbert Cabrera, R OBP: 0.319, SLG: 0.344 (1, 9) (8, 9)		G3-1				F7		F8		3	0	0	0	0	0	1												
Sandy Alomar Jr., R OBP: 0.350, SLG: 0.461 (1, 2)						F8		K		3	0	1	0	0	1	0												
Inning Stats	R: 0 E: 0 K: 0 S: 14	H: 2 LOB: 2 BB: 0 P: 24	R: 0 E: 0 K: 0 S: 6	H: 0 LOB: 0 BB: 0 P: 11	R: 0 E: 0 K: 1 S: 11	H: 1 LOB: 1 BB: 0 P: 13	R: 0 E: 0 K: 1 S: 9	H: 0 LOB: 0 BB: 0 P: 12	R: 0 E: 0 K: 0 S: 4	H: 0 LOB: 0 BB: 0 P: 8	R: 0 E: 0 K: 1 S: 10	H: 0 LOB: 0 BB: 0 P: 14	R: 1 E: 0 K: 0 S: 9	H: 1 LOB: 1 BB: 1 P: 17	R: 1 E: 0 K: 2 S: 20	H: 3 LOB: 2 BB: 0 P: 28	1B: 7 2B: 0 3B: 0 HR: 0	SF: 1 SAC: 0 DP: 0 HBP: 0	WP: 0 PB: 0 SB: 0 CS: 0	PA: 32								
PITCHER	IP	WLS	BF	H	R	ER	SO	BB	IBB	HBP	BLK	WP	HR	S	P	ERA	WHIP	PITCHER										
Rick Helling, R ERA: 3.71 (1, 1)	7.0	L	26	4	1	1	3	1	0	0	0	0	0	63	99	1.29	0.714											
Mike Venafro, L ERA: 3.98 (8, 1)	1.0		6	3	1	1	2	0	0	0	0	0	0	20	28	9.00	3.000											

AB	30
R	0
H	5
RBI	0
BB	4
SO	5
LOB	14



WP	0	PA	34
PB	0		
SB	0		
CS	0		

AB	30
R	2
H	7
RBI	2
BB	1
SO	5
LOB	10



WP	0	PA	32
PB	0		
SB	0		
CS	0		

Batter	1	2	3	4	5	6	7	8	9	AB	R	H	RBI	BB	SO	LOB	TOP										
Luis Alicaia, S OBP: 0.368, SLG: 0.405	F2		FC9-6 BB 1B		2B 29 1B 1B		G3		P6	5	1	2	0	0	0	0											
Frank Catalanotto, L OBP: 0.452, SLG: 0.571	G4-6-3 1B		FC9-6 BB 1B		2B 29 1B 2B		1B BB		K	3	2	2	1	2	1	0											
29 Rusty Greer, L OBP: 0.361, SLG: 0.427	G4-6-3 1-2		FC9-6 BB 1B		WP 1B		1B BB		F7	4	0	1	2	1	0	3											
Rafael Palmeiro, L OBP: 0.386, SLG: 0.552		2B	1-2 BB		P6		K			3	0	1	0	1	1	3											
Gabe Kapler, R OBP: 0.340, SLG: 0.466		2B	1-2 BB		1-3 K		1-3 BB			3	0	1	1	1	2	4											
Ricky Ledee, L OBP: 0.317, SLG: 0.382	L9				1-2 K		1-2 K			4	0	0	0	0	3	5											
Bill Haselman, R Pedro Valdes, L (8, PH) B.J. Waszgis, L (8, 2)	K				1-3 K				F7	3	0	0	0	0	3	2	AB 33 R 4 H 7 RBI 4 BB 6 SO 11 LOB 19										
Mike Lamb, L OBP: 0.351, SLG: 0.414	F8				1-1 F7		1-3 K		G1-3	4	0	0	0	0	1	2											
Royce Clayton, R OBP: 0.312, SLG: 0.419			L6		2B BB		G4-3		G3	3	1	0	0	1	0	0											
Inning Stats	R: 0 E: 0 K: 0 S: 11	H: 1 LOB: 0 BB: 0 P: 16	R: 0 E: 0 K: 1 S: 22	H: 1 LOB: 2 BB: 1 P: 34	R: 0 E: 0 K: 1 S: 15	H: 1 LOB: 3 BB: 2 P: 25	R: 0 E: 0 K: 2 S: 11	H: 0 LOB: 0 BB: 0 P: 15	R: 3 E: 0 K: 2 S: 17	H: 3 LOB: 1 BB: 1 P: 34	R: 0 E: 0 K: 2 S: 10	H: 0 LOB: 0 BB: 0 P: 15	R: 1 E: 0 K: 2 S: 13	H: 1 LOB: 2 BB: 2 P: 28	R: 0 E: 0 K: 0 S: 7	H: 0 LOB: 0 BB: 0 P: 13	R: 0 E: 0 K: 1 S: 8	H: 0 LOB: 0 BB: 0 P: 12	1B: 5 2B: 2 3B: 0 HR: 0	SF: 0 SAC: 0 DP: 1 HBP: 0	WP: 1 PB: 0 SB: 0 CS: 0	PA: 39					
PITCHER	IP	WLS	BF	H	R	ER	SO	BB	IBB	HBP	BLK	WP	HR	S	P	ERA	WHIP										
Dave Burba, R ERA: 5.11	4.0		21	6	3	3	4	4	0	0	0	0	0	68	111	6.75	2.500										
Justin Speier, R ERA: 2.7	2.0	W	6	0	0	0	4	0	0	0	0	1	0	18	28	0.00	0.000										
Paul Shuey, R ERA: 3.23	1.0	H	6	1	1	1	2	2	0	0	0	0	0	13	28	9.00	3.000										
Steve Karsay, R ERA: 3.14	1.0	H	3	0	0	0	0	0	0	0	0	0	0	7	13	0.00	0.000										
Bob Wickman, R ERA: 3.09	1.0	S	3	0	0	0	1	0	0	0	0	0	0	8	12	0.00	0.000										
Batter	1	2	3	4	5	6	7	8	9	AB	R	H	RBI	BB	SO	LOB	BOTTOM										
Kenny Lofton, L OBP: 0.354, SLG: 0.392	SH5-3 BB FC5-2 BB		2B 1B	1-3 2H 1B 2B		1-1 CS 1B				3	2	3	2	1	0	0											
Omar Vizquel, S OBP: 0.361, SLG: 0.396	BB SH5-3 BB		SH5-3 1H 1B 2B	SF7		1-3 K				2	1	1	2	1	1	1											
Roberto Alomar, S OBP: 0.339, SLG: 0.428	SH5-3		SH5-3	3H 1B		3-0 CS			G6-3	2	0	1	1	0	0	0											
David Segui, S OBP: 0.392, SLG: 0.518	FC5-2 BB		2-3 1B	L3		0-1 G6-3			G6-3	4	0	1	1	0	0	3											
Travis Fryman, R OBP: 0.395, SLG: 0.509	3H BB		3H 1B	F9		4-2 K			FC6-4 BB	2	0	0	0	2	1	1											
Jim Thome, L OBP: 0.406, SLG: 0.597	K		K			0-2 G3			FC6-4	4	0	0	0	0	2	5											
Wil Cordero, R OBP: 0.327, SLG: 0.478		1-2 K		0-1 1B 2B 1B		0-1 G4-3			G4-3	4	1	1	0	0	1	0	AB 28 R 6 H 8 RBI 6 BB 5 SO 5 LOB 11										
Sandy Alomar Jr., R OBP: 0.350, SLG: 0.462	F9		F8			0-1 G4-3			F3	4	0	0	0	0	0	1											
Jolbert Cabrera, R OBP: 0.322, SLG: 0.341	F5		2B SF7 1B			4-1 S BLK 1B BB			P6	3	2	1	0	1	0	0	WP: 0 PB: 0 SB: 0 CS: 1										
Inning Stats	R: 0 E: 0 K: 1 S: 10	H: 0 LOB: 3 BB: 3 P: 27	R: 0 E: 0 K: 1 S: 10	H: 0 LOB: 0 BB: 0 P: 13	R: 2 E: 0 K: 1 S: 14	H: 3 LOB: 1 BB: 0 P: 22	R: 3 E: 0 K: 0 S: 15	H: 4 LOB: 1 BB: 0 P: 19	R: 0 E: 0 K: 1 S: 6	H: 0 LOB: 0 BB: 0 P: 8	R: 1 E: 0 K: 1 S: 8	H: 1 LOB: 1 BB: 1 P: 17	R: 0 E: 0 K: 0 S: 11	H: 0 LOB: 1 BB: 1 P: 15	R: 0 E: 0 K: 0 S: 11	H: 0 LOB: 0 BB: 0 P: 15	1B: 6 2B: 2 3B: 0 HR: 0	SF: 1 SAC: 2 DP: 0 HBP: 0	WP: 0 PB: 0 SB: 1 CS: 1	PA: 37							
PITCHER	IP	WLS	BF	H	R	ER	SO	BB	IBB	HBP	BLK	WP	HR	S	P	ERA	WHIP										
40 Matt Perisho, L ERA: 6.13	3.2	L	21	7	5	5	3	3	0	0	0	0	0	45	74	12.27	2.727										
Doug Davis, L ERA: 7.29	2.1		8	1	1	1	2	1	0	0	1	0	0	18	32	3.86	0.857										
Tim Crabtree, R ERA: 5.37	1.0		4	0	0	0	0	1	0	0	0	0	0	11	15	0.00	1.000										
59 Jeff Zimmerman, R ERA: 5.29	1.0		3	0	0	0	0	0	0	0	0	0	0	11	15	0.00	0.000										

Texas Rangers @ Cleveland Indians
Jacobs Field, Cleveland, OH
Wed Aug 09 2000, 7:05 PM EDT
Att: 43,333 - Cloudy - 82 F

livebaseballscorecards.com



Texas Rangers @ Cleveland Indians
Jacobs Field, Cleveland, OH
Wed Aug 09 2000, 7:05 PM EDT
Att: 43,333 - Cloudy - 82 F

livebaseballscorecards.com



Batter	1	2	3	4	5	6	7	8	9	AB	R	H	RBI	BB	SO	LOB	TOP					
Kenny Lofton, L OBP: 0.395, SLG: 0.393 (1, 8)	1-2 1B	0-1 F7			2-2 1B			1-1 G1-3		4	1	2	0	0	0	1						
Omar Vizquel, S OBP: 0.390, SLG: 0.393 (1, 6)	0-2 P5		1-1 F7		1-0 L6			4-0 FC6-4 BB		3	0	0	0	1	0	2						
Roberto Alomar, S OBP: 0.341, SLG: 0.427 (1, 4)	0-1 FC4-6 1B		3-2 F7			0-3 K		4-2 FC6-4 BB		3	0	1	0	1	1	0						
Manny Ramirez, R OBP: 0.428, SLG: 0.681 (1, 10)	2-0 FC4-6 1B		3-2 F3			1-0 L6		2-1 FC6-4		4	0	1	1	0	0	2						
Jim Thome, L OBP: 0.402, SLG: 0.591 (1, 3)	2-2 FC4-6			1-3 K		2-1 F7			0-0 G4-3	4	0	0	0	0	1	2						
David Segui, S OBP: 0.391, SLG: 0.515 (1, 9)	1-0 G1-3			1-0 G6-4-3 1B			2-2 G3		1-3 K	4	0	1	0	0	1	2						
Wil Cordero, R OBP: 0.326, SLG: 0.478 (1, 7)		1-2 G5-3		0-2 G6-4-3			1-0 F8		1-1 2B	4	0	1	0	0	0	1						
Travis Fryman, R OBP: 0.393, SLG: 0.505 (1, 5)		4-2 BB			3-1 F2		3-2 F8		2-2 G5-3	3	0	0	0	1	0	1						
Sandy Alomar Jr., R OBP: 0.346, SLG: 0.456 (1, 2)		3-2 F8			2-0 F8			0-0 L7		3	0	0	0	0	0	1						
Inning Stats	R: 1 E: 0 K: 0 S: 13	H: 3 LOB: 2 BB: 0 P: 19	R: 0 E: 0 K: 0 S: 14	H: 0 LOB: 1 BB: 1 P: 22	R: 0 E: 0 K: 0 S: 8	H: 0 LOB: 0 BB: 0 P: 15	R: 0 E: 0 K: 1 S: 8	H: 1 LOB: 1 BB: 0 P: 10	R: 0 E: 0 K: 0 S: 7	H: 0 LOB: 0 BB: 0 P: 15	R: 0 E: 0 K: 0 S: 6	H: 0 LOB: 0 BB: 0 P: 9	R: 0 E: 0 K: 0 S: 8	H: 0 LOB: 0 BB: 0 P: 14	R: 0 E: 0 K: 0 S: 7	H: 0 LOB: 2 BB: 2 P: 18	R: 0 E: 0 K: 1 S: 11	H: 1 LOB: 1 BB: 0 P: 15	1B: 5 2B: 1 3B: 0 HR: 0	SF: 0 SAC: 0 DP: 1 HBP: 0	WP: 0 PB: 0 SB: 0 CS: 0	PA: 35
PITCHER	IP	WLS	BF	H	R	ER	SO	BB	IBB	HBP	BLK	WP	HR	S	P	ERA	WHIP					
Paul Abbott, R ERA: 3.8	7.2	W	30	5	1	1	2	3	0	0	0	0	0	69	118	1.17	1.043					
Jose Paniagua, R ERA: 3.39	8.1	S	5	1	0	0	1	0	0	0	0	0	0	13	19	0.00	0.750					

Cleveland Indians @ Seattle Mariners
Safeco Field, Seattle, WA
Fri Aug 11 2000, 7:05 PM PDT
Att: 45,335 - Sunny - 67 F

AB 32
R 1
H 6
RBI 1
BB 3
SO 3
LOB 12



Batter	1	2	3	4	5	6	7	8	9	AB	R	H	RBI	BB	SO	LOB	BOTTOM					
Rickey Henderson, R OBP: 0.375, SLG: 0.307 (1, 7)	4-0 G5-3 1B	4-2 G4-3 BB		2-2 FC5-4 1B		1-0 F3		1-2 1B		3	2	1	3	2	0	1						
Stan Javier, S OBP: 0.364, SLG: 0.412 (1, 3)	1-3 K	2-0 G4-3		1-2 1B BB		1-0 G4-6-3 1B		2-3 3-H F7		1	0	0	0	0	1	1						
John Olerud, L OBP: 0.406, SLG: 0.454 (2, PH) (3, 3)		1-2 2-3 3-H G4-3		1-3 1B						4	0	2	0	0	0	3						
Alex Rodriguez, R OBP: 0.433, SLG: 0.630 (1, 6)	0-1 G5-3	3-2 G5-3		4-2 1B BB		1-2 G4-6-3		1-1 G5-3		4	0	0	0	1	0	4						
Edgar Martinez, R OBP: 0.431, SLG: 0.612 (1, 10)	2-2 1B		4-1 BB	2-0 G6-4-3 1B		1-1 G5-3				3	0	2	2	1	0	0						
Jay Buhner, R OBP: 0.397, SLG: 0.558 (1, 9)	3-3 K		0-0 F7	1-1 G6-4-3		2-1 F9				4	0	0	0	0	1	5						
Mike Cameron, R OBP: 0.358, SLG: 0.451 (1, 8)		0-0 1B	4-1 BB		3-1 G3		3-2 G5-3			3	1	1	0	1	0	0						
David Bell, R OBP: 0.299, SLG: 0.347 (1, 5)		0-0 1B	2-3 K	4-0 BB				0-1 E5 G3 1B		3	2	1	0	1	1	2						
Joe Oliver, R OBP: 0.322, SLG: 0.548 (1, 2)		0-1 BB	3-3 K	1-3 K				2-2 G3 1B		4	2	2	1	0	2	3						
Mark McLemore, S OBP: 0.353, SLG: 0.296 (1, 4)		1-2 2-3 G4-3 BB		4-2 FC5-4 BB		0-0 F7		1-2 2-3 G3		3	0	1	0	1	0	3						
Inning Stats	R: 1 E: 0 K: 2 S: 11	H: 1 LOB: 1 BB: 1 P: 21	R: 3 E: 0 K: 0 S: 13	H: 4 LOB: 1 BB: 1 P: 24	R: 0 E: 0 K: 2 S: 10	H: 0 LOB: 2 BB: 2 P: 23	R: 1 E: 0 K: 0 S: 15	H: 2 LOB: 2 BB: 2 P: 29	R: 0 E: 0 K: 1 S: 6	H: 0 LOB: 1 BB: 1 P: 14	R: 0 E: 0 K: 0 S: 5	H: 1 LOB: 0 BB: 0 P: 8	R: 0 E: 0 K: 0 S: 7	H: 0 LOB: 0 BB: 0 P: 13	R: 2 E: 1 K: 0 S: 15	H: 2 LOB: 1 BB: 0 P: 20	R: 0 E: 0 K: 0 S: 11	H: 0 LOB: 1 BB: 0 P: 15	1B: 10 2B: 0 3B: 0 HR: 0	SF: 0 SAC: 0 DP: 3 HBP: 0	WP: 0 PB: 0 SB: 0 CS: 0	PA: 39
PITCHER	IP	WLS	BF	H	R	ER	SO	BB	IBB	HBP	BLK	WP	HR	S	P	ERA	WHIP					
Chuck Finley, L ERA: 4.04	3.1	L	21	6	5	5	4	6	0	0	0	0	0	46	91	13.50	3.600					
Jamie Brewington, R ERA: 4.75	4.1		12	2	0	0	1	1	0	0	0	0	0	21	41	0.00	0.818					
Steve Reed, R ERA: 5.02	8.1		6	2	2	1	0	0	0	0	0	0	0	15	20	9.00	2.000					

Cleveland Indians @ Seattle Mariners
Safeco Field, Seattle, WA
Fri Aug 11 2000, 7:05 PM PDT
Att: 45,335 - Sunny - 67 F

AB 32
R 7
H 10
RBI 6
BB 7
SO 5
LOB 22



Batter	1	2	3	4	5	6	7	8	9	AB	R	H	RBI	BB	SO	LOB	TOP								
Kenny Lofton, L (1, 8) OBP: 0.361, SLG: 0.398	4-2 G6-4-3 1B BB		0-1 G4-3 1B		1-0 E8 2B			4-2 SH2-4 1B BB	0-1 F7	3	2	2	0	2	0	1									
Omar Vizquel, S (1, 6) OBP: 0.393, SLG: 0.393	0-0 G6-4-3 1B		0-0 G4-3		4-0 CS BB			4-1 SH2-4 1B BB		2	1	1	0	2	0	1									
Roberto Alomar, S (1, 4) OBP: 0.338, SLG: 0.424	3-2 G6-4-3 1-2 2-3		0-1 L8		0-1 CS 1-2	2-3 K		0-0 SH2-4		3	0	0	0	0	1	3									
Manny Ramirez, R (1, 10) Bill Selby, L (8, PR) OBP: 0.429, SLG: 0.675 OBP: 0.308, SLG: 0.333	2-3 K		2-1 F7		4-0 FC5-4 BB			4-0 1B IBB		2	0	0	0	2	1	2									
David Segui, S (1, 9) OBP: 0.392, SLG: 0.515 Jolbert Cabrera, R (8, PR) OBP: 0.322, SLG: 0.341		2-2 2B 1B		1-3 K		1-2 FC5-4 1-2		2-2 G3-6-1 1B		4	1	2	2	0	1	1									
Jim Thome, L (1, 3) OBP: 0.401, SLG: 0.590	1-2 1B G6-4-3 2B		3-2 G5-3		0-3 K			1-0 G3-6-1 1-2		4	1	1	0	0	1	3									
Wil Cordero, R (1, 7) OBP: 0.326, SLG: 0.476	1-1 G6-4-3 1B		0-1 G5-3				0-1 P3		1-3 K	4	0	1	1	0	1	0									
Travis Fryman, R (1, 5) OBP: 0.390, SLG: 0.500	0-1 G6-4-3 1-2 3-H		3-2 G5-3				1-2 F9		1-3 K	4	0	0	0	0	1	1									
Einar Diaz, R (1, 2) OBP: 0.326, SLG: 0.422	0-0 G6-3		2-3 K				1-0 L9		4-2 BB	3	0	0	0	1	1	0									
Inning Stats	R: 0 E: 0 K: 1 S: 9	H: 1 LOB: 1 BB: 1 P: 18	R: 2 E: 0 K: 0 S: 12	H: 3 LOB: 0 BB: 0 P: 16	R: 0 E: 0 K: 0 S: 7	H: 1 LOB: 1 BB: 0 P: 9	R: 0 E: 0 K: 1 S: 9	H: 0 LOB: 0 BB: 0 P: 13	R: 1 E: 1 K: 1 S: 11	H: 1 LOB: 0 BB: 1 P: 21	R: 0 E: 0 K: 2 S: 9	H: 0 LOB: 1 BB: 1 P: 16	R: 0 E: 0 K: 0 S: 6	H: 0 LOB: 0 BB: 0 P: 8	R: 2 E: 0 K: 0 S: 8	H: 1 LOB: 2 BB: 3 P: 23	R: 0 E: 0 K: 2 S: 11	H: 0 LOB: 1 BB: 1 P: 17	1B: 5 2B: 2 3B: 0 HR: 0	SF: 0 SAC: 1 DP: 3 HBP: 0	WP: 0 PB: 0 SB: 0 CS: 1	PA: 38			
PITCHER	IP	WLS	BF	H	R	ER	SO	BB	IBB	HBP	BLK	WP	HR	S	P	ERA	WHIP								
John Halama, L (1, 1) ERA: 4.81	6.0	L	24	6	3	2	5	3	0	0	0	0	0	57	93	3.00	1.500								
Brett Tomko, R (7, 1) ERA: 4.32	1.1		8	1	2	2	0	2	1	0	0	0	0	13	29	13.50	2.250								
37 Robert Ramsay, L (8, 1) ERA: 3.76	0.2		1	0	0	0	0	0	0	0	0	0	0	1	2	0.00	0.000								
Jose Mesa, R (9, 1) ERA: 5.71	1.0		4	0	0	0	2	1	0	0	0	0	0	11	17	0.00	1.000								

Cleveland Indians @ Seattle Mariners
Safeco Field, Seattle, WA
Sat Aug 12 2000, 1:05 PM PDT
Att: 45,356 - Sunny - 64 F

AB 29
R 5
H 7
RBI 3
BB 7
SO 7
LOB 12



Batter	1	2	3	4	5	6	7	8	9	AB	R	H	RBI	BB	SO	LOB	BOTTOM								
Al Martin, L (1, 7) OBP: 0.356, SLG: 0.469	0-3 K		0-2 F7		0-3 K			4-2 1B BB	1-2 G3-1	4	1	0	0	1	2	1									
Mark McLemore, S (1, 4) OBP: 0.351, SLG: 0.295	1-2 E 1B		2-3 K		0-0 G6-3			1-3 K	0-0 L6	5	1	1	0	0	2	3									
Alex Rodriguez, R (1, 6) OBP: 0.435, SLG: 0.637	3-2 E4 1-H G5-3 2B		1-2 2B			3-1 G5-3		0-1 BB 1B FC1-2 1B		4	1	3	2	0	0	0									
Edgar Martinez, R (1, 10) Chris Widger, R (8, PR) OBP: 0.432, SLG: 0.610 OBP: 0.311, SLG: 0.451	2-1 G5-3		4-2 BB			3-3 K		1-0 FC1-2 BB 1B		3	0	1	2	1	1	0									
John Olerud, L (1, 3) OBP: 0.404, SLG: 0.451	3-3 K		1-2 G4-3			3-3 K		4-1 FC1-2 BB		3	0	0	0	1	2	2									
Jay Buhner, R (1, 9) OBP: 0.386, SLG: 0.554		2-0 FC4-6 1B		3-2 F9			3-1 F7	0-1 FC1-2 FC4-6		4	0	1	0	0	0	3									
Mike Cameron, R (1, 8) OBP: 0.355, SLG: 0.446		2-2 F7		3-3 K			3-2 G4-3	1-1 FC4-6		4	0	0	0	0	1	4									
Dan Wilson, R (1, 2) OBP: 0.295, SLG: 0.314 Stan Javier, S (9, PH) OBP: 0.366, SLG: 0.414		0-0 FC4-6		3-2 F8			1-1 G4-3		0-0 G3-1 SH2-4 1B	3	0	0	0	0	0	1									
Carlos Guillen, S (1, 5) OBP: 0.330, SLG: 0.323		1-1 F8			3-3 K			4-2 BB 1B BB	1-0 SH2-4	2	1	0	0	1	1	1									
Inning Stats	R: 2 E: 1 K: 2 S: 15	H: 2 LOB: 0 BB: 0 P: 24	R: 0 E: 0 K: 0 S: 8	H: 1 LOB: 0 BB: 0 P: 13	R: 0 E: 0 K: 1 S: 15	H: 1 LOB: 1 BB: 1 P: 23	R: 0 E: 0 K: 1 S: 16	H: 0 LOB: 0 BB: 0 P: 25	R: 0 E: 0 K: 2 S: 7	H: 0 LOB: 0 BB: 0 P: 10	R: 0 E: 0 K: 2 S: 8	H: 0 LOB: 0 BB: 0 P: 17	R: 0 E: 0 K: 0 S: 10	H: 0 LOB: 0 BB: 0 P: 17	R: 2 E: 0 K: 1 S: 16	H: 2 LOB: 3 BB: 3 P: 31	R: 0 E: 0 K: 0 S: 7	H: 1 LOB: 1 BB: 0 P: 9	1B: 5 2B: 2 3B: 0 HR: 0	SF: 0 SAC: 1 DP: 0 HBP: 0	WP: 0 PB: 0 SB: 0 CS: 0	PA: 38			
PITCHER	IP	WLS	BF	H	R	ER	SO	BB	IBB	HBP	BLK	WP	HR	S	P	ERA	WHIP								
Bartolo Colon, R (1, 1) ERA: 4.21	7.0	W	26	4	2	1	8	1	0	0	0	0	0	79	129	1.29	0.714								
Paul Shuey, R (8, 1) ERA: 3.66	0.1	H	4	1	2	2	1	2	0	0	0	0	0	10	19	54.00	9.000								
Steve Karsay, R (8, 1) ERA: 3.1	0.2	H	4	1	0	0	0	1	0	0	0	0	0	6	12	0.00	3.000								
Bob Wickman, R (9, 1) ERA: 3.02	1.0	S	4	1	0	0	0	0	0	0	0	0	0	7	9	0.00	1.000								

Cleveland Indians @ Seattle Mariners
Safeco Field, Seattle, WA
Sat Aug 12 2000, 1:05 PM PDT
Att: 45,356 - Sunny - 64 F

AB 33
R 4
H 7
RBI 4
BB 4
SO 9
LOB 15



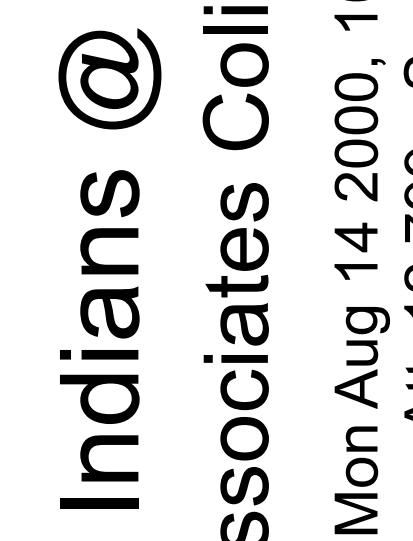
Batter	1	2	3	4	5	6	7	8	9	AB	R	H	RBI	BB	SO	LOB	TOP			
Kenny Lofton, L OBP: 0.352, SLG: 0.387 (1, 8)	F5		F9		F8	F7		FC6		5	0	0	0	0	0	2	Cleveland Indians @ Oakland Athletics Network Associates Coliseum, Oakland, CA Mon Aug 14 2000, 10:05 PM EDT Att. 12,799 - Sunny - 68 F			
Omar Vizquel, S OBP: 0.385, SLG: 0.395 Jolbert Cabrera, R OBP: 0.318, SLG: 0.336 (1, 6) (7, 6)	L6				G4-3				F7	4	0	2	0	0	0	0				
Roberto Alomar, S OBP: 0.342, SLG: 0.430 Chan Perry, R OBP: 0.200, SLG: 0.200 (1, 4) (7, 9)	F7								K	3	1	1	1	1	1	1				
Jim Thome, L OBP: 0.405, SLG: 0.592 (1, 3)									K	4	0	1	0	1	2	2				
David Segui, S OBP: 0.395, SLG: 0.516 (1, 10)									K	3	0	2	0	1	1	2				
Wil Cordero, R OBP: 0.326, SLG: 0.478 (1, 7)									K	4	0	0	0	0	2	6				
Travis Fryman, R OBP: 0.393, SLG: 0.509 (1, 5)									K	2	0	0	0	2	0	0				
Bill Selby, L OBP: 0.238, SLG: 0.250 (1, 9) (7, 4)									K	4	0	1	0	0	2	2				
Sandy Alomar Jr., R OBP: 0.338, SLG: 0.444 (1, 2)									E5	4	0	1	0	0	0	2				
Inning Stats	R: 0 E: 0 K: 0 S: 4	H: 0 LOB: 0 BB: 0 P: 9	R: 0 E: 0 K: 1 S: 12	H: 1 LOB: 2 BB: 1 P: 18	R: 0 E: 0 K: 0 S: 8	H: 1 LOB: 2 BB: 1 P: 14	R: 0 E: 0 K: 0 S: 13	H: 2 LOB: 2 BB: 1 P: 23	R: 1 E: 0 K: 1 S: 13	H: 2 LOB: 2 BB: 1 P: 21	R: 0 E: 0 K: 3 S: 12	H: 1 LOB: 1 BB: 0 P: 20	R: 0 E: 1 K: 1 S: 9	H: 0 LOB: 1 BB: 0 P: 13	R: 0 E: 0 K: 2 S: 10	H: 0 LOB: 0 BB: 0 P: 14		1B: 6 2B: 1 3B: 0 HR: 1	SF: 0 SAC: 0 DP: 1 HBP: 0	WP: 0 PB: 0 SB: 0 CS: 0
PITCHER	IP	WLS	BF	H	R	ER	SO	BB	IBB	HBP	BLK	WP	HR	S	P	ERA	WHIP			
Kevin Appier, R ERA: 4.78 Jim Mecir, R ERA: 2.57 Doug Jones, R ERA: 4.5 (1, 1) (7, 1) (9, 1)	6.0	W	29	8	1	1	3	4	0	0	0	0	1	64	111	1.50	2.000			

Batter	1	2	3	4	5	6	7	8	9	AB	R	H	RBI	BB	SO	LOB	BOTTOM			
Randy Velarde, R OBP: 0.366, SLG: 0.421 (1, 4)	G6-3		E5	L7		F9				4	1	1	0	0	0	2	Cleveland Indians @ Oakland Athletics Network Associates Coliseum, Oakland, CA Mon Aug 14 2000, 10:05 PM EDT Att. 12,799 - Sunny - 68 F			
Miguel Tejada, R OBP: 0.350, SLG: 0.484 (1, 6)						F7	P4			4	1	2	1	0	0	2				
Jason Giambi, L OBP: 0.462, SLG: 0.616 Jeremy Giambi, L OBP: 0.321, SLG: 0.376 (1, 3) (4, 3)						G3				2	0	1	0	0	1	1				
Ben Grieve, L OBP: 0.359, SLG: 0.497 (1, 7)										4	0	0	0	0	1	3				
Terrence Long, L OBP: 0.344, SLG: 0.459 Ryan Christenson, R OBP: 0.367, SLG: 0.468 (1, 8) (5, 8)										2	2	2	0	0	0	0				
Mike Stanley, R OBP: 0.346, SLG: 0.437 (1, 10)										3	1	2	2	0	0	0				
Matt Stairs, L OBP: 0.317, SLG: 0.410 (1, 9)										4	2	1	1	0	2	1				
Eric Chavez, L OBP: 0.350, SLG: 0.490 (1, 5)										4	1	2	2	0	2	0				
Ramon Hernandez, R OBP: 0.307, SLG: 0.387 (1, 2)										3	0	1	1	0	0	0				
Inning Stats	R: 1 E: 0 K: 0 S: 11	H: 2 LOB: 0 BB: 0 P: 15	R: 1 E: 0 K: 2 S: 11	H: 1 LOB: 0 BB: 0 P: 19	R: 1 E: 1 K: 1 S: 12	H: 2 LOB: 1 BB: 0 P: 19	R: 3 E: 0 K: 0 S: 20	H: 3 LOB: 0 BB: 0 P: 28	R: 0 E: 0 K: 1 S: 9	H: 0 LOB: 0 BB: 0 P: 11	R: 2 E: 0 K: 0 S: 14	H: 4 LOB: 2 BB: 0 P: 22	R: 0 E: 0 K: 2 S: 11	H: 1 LOB: 0 BB: 0 P: 16	R: 0 E: 0 K: 2 S: 7	H: 0 LOB: 0 BB: 0 P: 13		1B: 10 2B: 0 3B: 1 HR: 2	SF: 1 SAC: 0 DP: 2 HBP: 0	WP: 0 PB: 0 SB: 0 CS: 0
PITCHER	IP	WLS	BF	H	R	ER	SO	BB	IBB	HBP	BLK	WP	HR	S	P	ERA	WHIP			
Jason Bere, R ERA: 5.18 Tom Martin, L ERA: 4.67 Jamie Brewington, R ERA: 4.36 (1, 1) (5, 1) (6, 1)	4.0	L	19	8	6	5	3	0	0	0	0	0	1	14	21	13.50	2.250			

AB	35
R	1
H	8
RBI	1
BB	5
SO	9
LOB	17



AB	34
R	8
H	13
RBI	7
BB	0
SO	6
LOB	9



Batter	1	2	3	4	5	6	7	8	9	AB	R	H	RBI	BB	SO	LOB	TOP				
Kenny Lofton, L OBP: 0.353, SLG: 0.387 (1, 8)	G4-3	G3			G4-3			G4-3	G4-3	5	1	2	0	0	0	1	Cleveland Indians @ Oakland Athletics Network Associates Coliseum, Oakland, CA Tue Aug 15 2000, 10:05 PM EDT Att: 18,691 - Sunny - 69 F				
Omar Vizquel, S OBP: 0.392, SLG: 0.392 (1, 6)	G1-2-3		B3-1		L8			G4-3	F8	4	0	0	0	1	0	3					
Roberto Alomar, S OBP: 0.344, SLG: 0.429 (1, 4)	G1-2-3				G1-6-3			G4-3		3	0	1	0	1	0	1					
Manny Ramirez, R OBP: 0.426, SLG: 0.662 (8, PR) Chan Perry, R OBP: 0.200, SLG: 0.200 (1, 10)	G1-2-3				K			F9		3	0	1	1	1	1	1					
David Segui, S OBP: 0.396, SLG: 0.516 (1, 3)	G1-2-3				CS			G6-3		4	1	2	0	0	0	3					
Wil Cordero, R OBP: 0.325, SLG: 0.476 (1, 7)					G6-3			L6		4	1	1	0	0	0	3					
Travis Fryman, R OBP: 0.394, SLG: 0.509 (1, 5)					G6-3			F9		4	0	2	0	0	1	0					
Einar Diaz, R OBP: 0.321, SLG: 0.415 (9, PH) Bill Selby, L OBP: 0.273, SLG: 0.286 (1, 2)					FC6-4			G4-3		3	0	0	1	0	1	3					
Jolbert Cabrera, R OBP: 0.311, SLG: 0.331 (9, PH) Jim Thome, L OBP: 0.404, SLG: 0.591 (1, 9)					FC4-6			G1-3		1	0	0	0	0	0	1					
Inning Stats	R: 0 E: 0 K: 0 S: 13	H: 0 LOB: 2 BB: 3 P: 27	R: 1 E: 0 K: 1 S: 14	H: 2 LOB: 1 BB: 0 P: 24	R: 0 E: 0 K: 1 S: 9	H: 1 LOB: 0 BB: 0 P: 13	R: 1 E: 0 K: 0 S: 9	H: 2 LOB: 1 BB: 0 P: 13	R: 0 E: 0 K: 0 S: 7	H: 0 LOB: 0 BB: 0 P: 13	R: 0 E: 0 K: 0 S: 8	H: 0 LOB: 0 BB: 0 P: 9	R: 1 E: 0 K: 0 S: 13	H: 3 LOB: 2 BB: 0 P: 20	R: 0 E: 0 K: 1 S: 14	H: 2 LOB: 2 BB: 0 P: 23		1B: 10 2B: 0 3B: 0 HR: 0	SF: 1 SAC: 0 DP: 1 HBP: 0	WP: 1 PB: 0 SB: 0 CS: 1	PA: 39
PITCHER	IP	WLS	BF	H	R	ER	SO	BB	IBB	HBP	BLK	WP	HR	S	P	ERA	WHIP				
Mark Mulder, L ERA: 5.41 (1, 1)	6.0	W	24	5	2	2	2	3	0	0	0	1	0	60	102	3.00	1.333				
Jeff Tam, R ERA: 2.85 (7, 1)	1.0	H	3	0	0	0	0	0	0	0	0	0	0	8	9	0.00	0.000				
Jim Mecir, R ERA: 2.97 (8, 1)	1.0	H	6	3	1	1	0	0	0	0	0	0	0	13	20	9.00	3.000				
Jason Isringhausen, R ERA: 3.52 (9, 1)	1.0	S	5	2	0	0	1	0	0	0	0	0	0	14	23	0.00	2.000				

Batter	1	2	3	4	5	6	7	8	9	AB	R	H	RBI	BB	SO	LOB	BOTTOM				
Randy Velarde, R OBP: 0.364, SLG: 0.417 (1, 4)	K	E4				P4				3	1	0	0	0	1	1	Cleveland Indians @ Oakland Athletics Network Associates Coliseum, Oakland, CA Tue Aug 15 2000, 10:05 PM EDT Att: 18,691 - Sunny - 69 F				
Miguel Tejada, R OBP: 0.350, SLG: 0.484 (1, 6)	K	2B			HBP	F8				4	1	1	1	0	2	2					
Jason Giambi, L OBP: 0.460, SLG: 0.611 (1, 10)	2B									3	1	0	0	1	3	2					
Ben Grieve, L OBP: 0.362, SLG: 0.507 (1, 7) Terrence Long, L OBP: 0.344, SLG: 0.459 (8, 8)	2B									3	2	2	2	1	1	1					
Mike Stanley, R OBP: 0.344, SLG: 0.431 (1, 3)	2B							HR		3	0	0	0	1	1	1					
Matt Stairs, L OBP: 0.317, SLG: 0.411 (1, 9)						F7				4	0	1	2	0	0	0					
Eric Chavez, L OBP: 0.352, SLG: 0.492 (1, 5)						F7				3	0	1	0	1	0	0					
Ryan Christenson, R OBP: 0.363, SLG: 0.402 (1, 8) (8, 7)	K									4	0	1	0	0	1	4					
Ramon Hernandez, R OBP: 0.304, SLG: 0.383 (1, 2)										3	0	0	0	0	0	1					
Inning Stats	R: 2 E: 0 K: 3 S: 21	H: 1 LOB: 3 BB: 4 P: 41	R: 2 E: 1 K: 1 S: 14	H: 2 LOB: 1 BB: 0 P: 23	R: 0 E: 0 K: 0 S: 11	H: 1 LOB: 1 BB: 0 P: 18	R: 0 E: 0 K: 3 S: 12	H: 0 LOB: 1 BB: 0 P: 20	R: 0 E: 0 K: 0 S: 9	H: 1 LOB: 1 BB: 0 P: 10	R: 1 E: 0 K: 1 S: 8	H: 1 LOB: 0 BB: 0 P: 14	R: 0 E: 0 K: 0 S: 5	H: 0 LOB: 0 BB: 0 P: 8	R: 0 E: 0 K: 0 S: 5	H: 0 LOB: 0 BB: 0 P: 8		1B: 1 2B: 4 3B: 0 HR: 1	SF: 0 SAC: 1 DP: 0 HBP: 1	WP: 0 PB: 0 SB: 0 CS: 0	PA: 36
PITCHER	IP	WLS	BF	H	R	ER	SO	BB	IBB	HBP	BLK	WP	HR	S	P	ERA	WHIP				
Dave Burba, R ERA: 5.06 (1, 1)	5.0	L	25	4	4	2	8	4	0	0	0	0	0	67	117	3.60	1.600				
Steve Reed, R ERA: 4.79 (6, 1)	1.0		4	1	0	0	0	0	0	0	0	0	0	9	10	0.00	1.000				
Justin Speier, R ERA: 2.7 (7, 1)	1.0		4	1	1	1	1	0	0	0	0	0	1	8	14	9.00	1.000				
Paul Shuey, R ERA: 3.57 (8, 1)	1.0		3	0	0	0	0	0	0	0	0	0	0	5	8	0.00	0.000				



Batter	1	2	3	4	5	6	7	8	9	AB	R	H	RBI	BB	SO	LOB	TOP					
Kenny Lofton, L (1, 8) OBP: 0.354, SLG: 0.385	F7						SH5-3		F8	2	1	0	0	2	0	0	Cleveland Indians @ Oakland Athletics Network Associates Coliseum, Oakland, CA Wed Aug 16 2000, 10:35 PM EDT Att: 32,376 - Sunny - 71 F					
Omar Vizquel, S (1, 6) OBP: 0.395, SLG: 0.391	G4-3		L4				F7		BB 1B	4	0	1	0	1	0	2						
Roberto Alomar, S (1, 4) OBP: 0.344, SLG: 0.431	G6-3						K		BB 1B	5	0	2	1	0	2	1						
Manny Ramirez, R (1, 9) OBP: 0.424, SLG: 0.656		G6-3							K	4	0	1	0	0	1	2						
Jolbert Cabrera, R (8, PR) OBP: 0.309, SLG: 0.329									FC5 BB SF8 1B	1	1	0	0	0	1	2						
Jim Thome, L (1, 3) OBP: 0.404, SLG: 0.586	L9								K	3	0	0	0	2	2	0						
David Segui, S (1, 10) OBP: 0.394, SLG: 0.512	G4-3								BB	5	1	1	0	0	0	5						
Wil Cordero, R (1, 7) OBP: 0.324, SLG: 0.476									F8	4	1	1	0	0	0	3						
Travis Fryman, R (1, 5) OBP: 0.395, SLG: 0.525									G3 SF7 2B	3	2	2	4	0	0	1						
Sandy Alomar Jr., R (1, 2) OBP: 0.337, SLG: 0.443									G3	3	0	1	1	0	0	2						
Inning Stats	R: 0 E: 0 K: 0 S: 7	H: 0 LOB: 0 BB: 0 P: 11	R: 0 E: 0 K: 0 S: 9	H: 0 LOB: 0 BB: 0 P: 14	R: 0 E: 0 K: 0 S: 11	H: 1 LOB: 1 BB: 1 P: 20	R: 0 E: 0 K: 2 S: 10	H: 0 LOB: 0 BB: 0 P: 14	R: 3 E: 0 K: 1 S: 11	H: 3 LOB: 2 BB: 2 P: 27	R: 0 E: 0 K: 1 S: 8	H: 0 LOB: 0 BB: 0 P: 13	R: 1 E: 0 K: 1 S: 12	H: 2 LOB: 1 BB: 0 P: 17	R: 1 E: 0 K: 0 S: 10	H: 1 LOB: 2 BB: 1 P: 20	R: 0 E: 0 K: 1 S: 15	H: 2 LOB: 3 BB: 1 P: 22	1B: 5 2B: 2 3B: 0 HR: 2	SF: 2 SAC: 1 DP: 0 HBP: 0	WP: 0 PB: 0 SB: 0 CS: 0	PA: 42
PITCHER	IP	WLS	BF	H	R	ER	SO	BB	IBB	HBP	BLK	WP	HR	S	P	ERA	WHIP					
Gil Heredia, R (1, 1) ERA: 4.12	6.0		27	6	5	5	4	3	0	0	0	0	2	59	102	7.50	1.500					
Mike Magnante, L (7, 1) ERA: 4.75	1.1		6	1	1	0	1	1	0	0	0	0	0	13	24	0.00	1.500					
Jeff Tam, R (8, 1) ERA: 2.82	0.2		3	0	0	0	0	0	0	0	0	0	0	6	10	0.00	0.000					
Doug Jones, R (9, 1) ERA: 4.42	1.0	W	6	2	0	0	1	1	0	0	0	0	0	15	22	0.00	3.000					

AB	34
R	6
H	9
RBI	6
BB	5
SO	6
LOB	18



Batter	1	2	3	4	5	6	7	8	9	AB	R	H	RBI	BB	SO	LOB	BOTTOM				
Randy Velarde, R (1, 4) OBP: 0.364, SLG: 0.420	1B									3	1	1	0	0	1	0	Cleveland Indians @ Oakland Athletics Network Associates Coliseum, Oakland, CA Wed Aug 16 2000, 10:35 PM EDT Att: 32,376 - Sunny - 71 F				
Frank Menechino, R (7, PH) OBP: 0.328, SLG: 0.447										1	0	0	0	0	0	2					
Jason Giambi, L (9, PH) OBP: 0.461, SLG: 0.612										1	0	1	1	0	0	0					
Terrence Long, L (1, 8) OBP: 0.347, SLG: 0.469										5	1	3	2	0	1	0					
Miguel Tejada, R (1, 6) OBP: 0.349, SLG: 0.482										2	0	0	1	1	0	0					
Mike Stanley, R (1, 3) OBP: 0.347, SLG: 0.429										3	1	1	0	1	0	1					
Ben Grieve, L (1, 10) OBP: 0.361, SLG: 0.504										4	1	1	0	0	3	1					
Adam Platt, R (1, 9) OBP: 0.346, SLG: 0.553										4	0	2	0	0	2	0					
3 Eric Chavez, L (1, 5) OBP: 0.351, SLG: 0.489										4	1	1	0	0	2	4					
Ramon Hernandez, R (1, 2) OBP: 0.305, SLG: 0.387										2	0	1	0	0	0	0					
Matt Stairs, L (7, PH) OBP: 0.320, SLG: 0.415										1	1	1	2	1	0	0					
Ryan Christenson, R (1, 7) OBP: 0.357, SLG: 0.394										2	0	0	0	0	0	1					
Jeremy Giambi, L (7, PH) OBP: 0.330, SLG: 0.374										1	0	0	0	0	1	2					
Sal Fasano, R (8, 2) OBP: 0.293, SLG: 0.431										0	1	0	0	1	0	0					
Inning Stats	R: 1 E: 0 K: 1 S: 9	H: 2 LOB: 1 BB: 1 P: 18	R: 0 E: 0 K: 1 S: 10	H: 2 LOB: 1 BB: 0 P: 13	R: 0 E: 0 K: 2 S: 8	H: 0 LOB: 0 BB: 0 P: 11	R: 0 E: 0 K: 2 S: 11	H: 0 LOB: 0 BB: 0 P: 20	R: 0 E: 0 K: 0 S: 7	H: 0 LOB: 0 BB: 0 P: 9	R: 2 E: 0 K: 2 S: 16	H: 4 LOB: 2 BB: 0 P: 23	R: 1 E: 0 K: 1 S: 12	H: 1 LOB: 0 BB: 1 P: 18	R: 3 E: 0 K: 1 S: 11	H: 3 LOB: 2 BB: 2 P: 23	1B: 7 2B: 4 3B: 1 HR: 0	SF: 1 SAC: 0 DP: 1 HBP: 0	WP: 0 PB: 0 SB: 0 CS: 0	PA: 38	
PITCHER	IP	WLS	BF	H	R	ER	SO	BB	IBB	HBP	BLK	WP	HR	S	P	ERA	WHIP				
Chuck Finley, L (1, 1) ERA: 4.05	6.1		25	7	3	3	7	1	0	0	0	0	0	65	101	4.26	1.263				
Paul Shuey, R (7, 1) ERA: 3.51	0.2	H	3	1	0	0	1	0	0	0	0	0	0	7	11	0.00	1.500				
Steve Karsay, R (8, 1) ERA: 3.13	1.0	H	4	1	1	1	1	1	0	0	0	0	0	12	18	9.00	2.000				
Bob Wickman, R (9, 1) ERA: 3.5	0.1	L	6	3	3	3	1	2	0	0	0	0	0	11	23	81.00	15.000				

AB	33
R	7
H	12
RBI	6
BB	4
SO	10
LOB	11



Batter	1	2	3	4	5	6	7	8	9	AB	R	H	RBI	BB	SO	LOB	TOP
Rickey Henderson, R OBP: 0.372, SLG: 0.307	G4-3	F8		K	F7				G1-3	6	0	1	0	0	1	4	
Al Martin, L OBP: 0.359, SLG: 0.491			G4-3	G4-3						4	1	1	1	0	1	2	
Mike Cameron, R OBP: 0.350, SLG: 0.438	HR					K	K			1	0	0	0	0	1	2	
Alex Rodriguez, R OBP: 0.436, SLG: 0.626	K		F7			1B	F7	F8		4	1	0	0	1	1		
Edgar Martinez, R OBP: 0.432, SLG: 0.619	BB				E9	2B			G4-3	4	2	3	1	1	0	0	
John Olerud, L OBP: 0.402, SLG: 0.450	BB		1B			HR				3	1	2	1	2	0	1	
Stan Javier, S OBP: 0.358, SLG: 0.406	G3					HR				5	0	1	0	0	1	4	
Carlos Guillen, S OBP: 0.337, SLG: 0.370		F8		2B						4	2	1	2	1	0	3	
Dan Wilson, R OBP: 0.292, SLG: 0.329	G6-3			PB						5	1	2	1	0	2	0	
David Bell, R OBP: 0.304, SLG: 0.354				K						5	0	3	0	0	2	1	
Inning Stats	R: 1 H: 1 E: 0 K: 1 S: 20	H: 1 R: 0 ER: 0 LOB: 2 BB: 2 P: 34	H: 1 R: 0 ER: 0 LOB: 1 BB: 0 P: 11	H: 1 R: 0 ER: 0 LOB: 2 BB: 1 P: 11	H: 1 R: 1 ER: 0 LOB: 2 BB: 1 P: 23	H: 4 R: 4 ER: 1 LOB: 1 BB: 1 P: 37	H: 3 R: 0 ER: 0 LOB: 2 BB: 0 P: 31	H: 3 R: 1 ER: 0 LOB: 1 BB: 0 P: 21	H: 0 R: 0 ER: 0 LOB: 0 BB: 0 P: 13	H: 0 R: 0 ER: 0 LOB: 0 BB: 0 P: 15	1B: 6 2B: 4 3B: 0 HR: 4	SF: 0 SAC: 0 DP: 0 HBP: 0	WP: 0 PB: 1 SB: 0 CS: 1	PA: 46			
PITCHER	IP	WLS	BF	H	R	ER	SO	BB	IBB	HBP	BLK	WP	HR	S	P	ERA	WHIP
Bartolo Colon, R ERA: 4.4	4.2		27	8	6	5	5	4	0	0	0	0	2	65	112	9.64	2.571
Justin Speier, R ERA: 3.0	1.1		9	5	2	2	1	0	0	0	0	0	2	25	41	13.50	3.750
Steve Reed, R ERA: 4.61	1.1		4	1	0	0	1	0	0	0	0	0	0	9	17	0.00	0.750
Tom Martin, L ERA: 4.55	0.2		3	0	0	0	0	1	0	0	0	0	0	5	11	0.00	1.500
Steve Karsay, R ERA: 3.07	1.0	W	3	0	0	0	2	0	0	0	0	0	0	12	15	0.00	0.000

Seattle Mariners @ Cleveland Indians
Jacobs Field, Cleveland, OH
Fri Aug 18 2000, 7:05 PM EDT
Att: 43,126 - Cloudy - 70 F

AB 41
R 8
H 14
RBI 6
BB 5
SO 9
LOB 18



Batter	1	2	3	4	5	6	7	8	9	AB	R	H	RBI	BB	SO	LOB	BOTTOM
Kenny Lofton, L OBP: 0.356, SLG: 0.394	2B		G3	SH5-3		L9				4	2	2	2	0	0	0	
Omar Vizquel, S OBP: 0.383, SLG: 0.387	F9		G6-3	1B		F7				4	0	0	0	1	0	1	
Roberto Alomar, S OBP: 0.347, SLG: 0.432	1B		BB	2B		F7				3	2	1	1	2	0	2	
Manny Ramirez, R OBP: 0.430, SLG: 0.661	BB		BB	BB						4	1	3	1	1	0	1	
Jim Thome, L OBP: 0.408, SLG: 0.585	1B		BB	BB						1	1	0	0	4	0	2	
Bill Selby, L OBP: 0.273, SLG: 0.286	G4-6-3		2B							0	0	0	0	0	0	0	
David Segui, S OBP: 0.392, SLG: 0.511	G4-6-3		E			F7				5	1	1	2	0	0	8	
Travis Fryman, R OBP: 0.396, SLG: 0.523		G5-3	E5			K				5	1	2	1	0	1	0	
Wil Cordero, R OBP: 0.322, SLG: 0.471	K		FC5-4			K2-3				4	0	0	0	0	2	2	
Sandy Alomar Jr., R OBP: 0.336, SLG: 0.440	F9			SH5-3		G5-3				4	1	1	0	0	1	1	
Inning Stats	R: 1 H: 3 E: 0 K: 0 S: 16	H: 0 R: 0 ER: 0 LOB: 0 BB: 1 P: 26	H: 0 R: 0 ER: 0 LOB: 0 BB: 0 P: 10	H: 1 R: 4 ER: 1 LOB: 1 BB: 3 P: 33	H: 2 R: 1 ER: 0 LOB: 2 BB: 1 P: 15	H: 0 R: 0 ER: 0 LOB: 0 BB: 0 P: 16	H: 0 R: 0 ER: 0 LOB: 0 BB: 0 P: 13	H: 1 R: 0 ER: 0 LOB: 1 BB: 1 P: 14	H: 2 R: 2 ER: 1 LOB: 3 BB: 2 P: 20	H: 1 R: 1 ER: 0 LOB: 3 BB: 2 P: 20	1B: 6 2B: 3 3B: 0 HR: 1	SF: 0 SAC: 1 DP: 2 HBP: 0	WP: 0 PB: 0 SB: 0 CS: 0	PA: 43			
PITCHER	IP	WLS	BF	H	R	ER	SO	BB	IBB	HBP	BLK	WP	HR	S	P	ERA	WHIP
Paul Abbott, R ERA: 3.96	4.0		23	6	6	4	1	5	0	0	0	0	0	26	43	0.00	0.667
Freddy Garcia, R ERA: 4.61	3.0		10	1	0	0	2	1	0	0	0	0	0	8	12	13.50	1.500
Jose Paniagua, R ERA: 3.73	0.2	H	3	1	1	1	1	0	0	0	0	0	0	1	28	27.00	4.500
Arthur Rhodes, L ERA: 3.95	0.2	L	6	1	2	2	0	2	0	0	0	0	1	15	28	27.00	4.500
Kazuhito Sasaki, R ERA: 3.86	0.0		1	1	0	0	0	0	0	0	0	0	0	2	2	∞	∞

Seattle Mariners @ Cleveland Indians
Jacobs Field, Cleveland, OH
Fri Aug 18 2000, 7:05 PM EDT
Att: 43,126 - Cloudy - 70 F

AB 34
R 9
H 10
RBI 7
BB 8
SO 4
LOB 17



Batter	1	2	3	4	5	6	7	8	9	AB	R	H	RBI	BB	SO	LOB	TOP				
Al Martin, L OBP: 0.361, SLG: 0.489 (1, 7)										2	0	0	0	1	1	1					
Carlos Guillen, S OBP: 0.325, SLG: 0.362 (1, 5)										4	0	0	1	0	2	5					
Alex Rodriguez, R OBP: 0.438, SLG: 0.628 (1, 6)										5	1	3	2	0	1	1					
Edgar Martinez, R OBP: 0.432, SLG: 0.616 (1, 10)										5	0	2	1	0	0	2					
John Olerud, L OBP: 0.398, SLG: 0.445 (1, 3)										5	0	0	0	0	4	3					
Stan Javier, S OBP: 0.356, SLG: 0.404 (1, 9)										4	0	1	0	0	1	0					
Mike Cameron, R OBP: 0.349, SLG: 0.436 (1, 8)										4	0	1	0	0	0	1					
Joe Oliver, R OBP: 0.321, SLG: 0.550 (1, 2)										4	1	1	0	0	0	2					
David Bell, R OBP: 0.308, SLG: 0.353 (1, 4)										1	2	0	0	3	0	0					
Inning Stats	R: 0 E: 0 K: 3 S: 13	H: 2 LOB: 2 BB: 0 P: 20	R: 0 E: 0 K: 0 S: 12	H: 1 LOB: 3 BB: 1 P: 22	R: 0 E: 0 K: 1 S: 7	H: 0 LOB: 0 BB: 0 P: 9	R: 0 E: 0 K: 1 S: 9	H: 0 LOB: 0 BB: 0 P: 14	R: 0 E: 0 K: 0 S: 6	H: 0 LOB: 1 BB: 0 P: 10	R: 2 E: 0 K: 0 S: 11	H: 2 LOB: 2 BB: 2 P: 24	R: 0 E: 0 K: 1 S: 10	H: 1 LOB: 1 BB: 0 P: 12	R: 2 E: 0 K: 2 S: 15	H: 2 LOB: 1 BB: 1 P: 31	1B: 7 2B: 1 3B: 0 HR: 0	SF: 1 SAC: 0 DP: 0 HBP: 2	WP: 0 PB: 0 SB: 0 CS: 0	PA: 41	
PITCHER	IP WLS BF H R ER SO BB IBB HBP BLK WP HR S P ERA WHIP	IP WLS BF H R ER SO BB IBB HBP BLK WP HR S P ERA WHIP	IP WLS BF H R ER SO BB IBB HBP BLK WP HR S P ERA WHIP	IP WLS BF H R ER SO BB IBB HBP BLK WP HR S P ERA WHIP	IP WLS BF H R ER SO BB IBB HBP BLK WP HR S P ERA WHIP	IP WLS BF H R ER SO BB IBB HBP BLK WP HR S P ERA WHIP	IP WLS BF H R ER SO BB IBB HBP BLK WP HR S P ERA WHIP	IP WLS BF H R ER SO BB IBB HBP BLK WP HR S P ERA WHIP	IP WLS BF H R ER SO BB IBB HBP BLK WP HR S P ERA WHIP	IP WLS BF H R ER SO BB IBB HBP BLK WP HR S P ERA WHIP	IP WLS BF H R ER SO BB IBB HBP BLK WP HR S P ERA WHIP	IP WLS BF H R ER SO BB IBB HBP BLK WP HR S P ERA WHIP	IP WLS BF H R ER SO BB IBB HBP BLK WP HR S P ERA WHIP	IP WLS BF H R ER SO BB IBB HBP BLK WP HR S P ERA WHIP	IP WLS BF H R ER SO BB IBB HBP BLK WP HR S P ERA WHIP	IP WLS BF H R ER SO BB IBB HBP BLK WP HR S P ERA WHIP	IP WLS BF H R ER SO BB IBB HBP BLK WP HR S P ERA WHIP	IP WLS BF H R ER SO BB IBB HBP BLK WP HR S P ERA WHIP	IP WLS BF H R ER SO BB IBB HBP BLK WP HR S P ERA WHIP	IP WLS BF H R ER SO BB IBB HBP BLK WP HR S P ERA WHIP	IP WLS BF H R ER SO BB IBB HBP BLK WP HR S P ERA WHIP

Seattle Mariners @ Cleveland Indians
Jacobs Field, Cleveland, OH
Sat Aug 19 2000, 1:05 PM EDT
Att: 43,187 - Sunny - 70 F

AB 34
R 4
H 8
RBI 4
BB 4
SO 9
LOB 15



Batter	1	2	3	4	5	6	7	8	9	AB	R	H	RBI	BB	SO	LOB	BOTTOM				
Kenny Lofton, L OBP: 0.356, SLG: 0.401 (1, 8)										4	2	1	1	1	0	1					
Omar Vizquel, S OBP: 0.382, SLG: 0.385 (1, 6)										5	1	1	0	0	0	1					
Roberto Alomar, S OBP: 0.349, SLG: 0.433 (1, 4)										4	2	2	0	0	0	0					
Bill Selby, L OBP: 0.273, SLG: 0.286 (9, 4)										0	0	0	0	0	0	0					
Manny Ramirez, R OBP: 0.434, SLG: 0.670 (1, 9)										2	1	1	4	2	0	0					
Jolbert Cabrera, R OBP: 0.309, SLG: 0.329 (7, PR) (8, 9)										0	1	0	0	0	0	0					
Travis Fryman, R OBP: 0.396, SLG: 0.523 (1, 5)										4	1	2	1	0	1	1					
David Segui, S OBP: 0.393, SLG: 0.518 (1, 3)										4	2	2	1	0	0	2					
Jim Thome, L OBP: 0.407, SLG: 0.581 (1, 10)										4	0	1	1	0	0	2					
Wil Cordero, R OBP: 0.323, SLG: 0.470 (1, 7)										3	0	1	0	1	1	3					
Einar Diaz, R OBP: 0.315, SLG: 0.406 (1, 2)										4	0	0	0	0	1	2					
Inning Stats	R: 0 E: 0 K: 0 S: 7	H: 0 LOB: 0 BB: 0 P: 9	R: 1 E: 0 K: 0 S: 8	H: 1 LOB: 0 BB: 0 P: 12	R: 0 E: 0 K: 1 S: 9	H: 0 LOB: 1 BB: 1 P: 17	R: 0 E: 0 K: 1 S: 10	H: 0 LOB: 1 BB: 1 P: 20	R: 0 E: 0 K: 0 S: 5	H: 1 LOB: 0 BB: 0 P: 7	R: 5 E: 1 K: 0 S: 18	H: 5 LOB: 1 BB: 1 P: 27	R: 4 E: 1 K: 1 S: 22	H: 4 LOB: 2 BB: 1 P: 40	R: 0 E: 0 K: 0 S: 7	H: 0 LOB: 0 BB: 0 P: 14	1B: 8 2B: 0 3B: 0 HR: 3	SF: 0 SAC: 0 DP: 1 HBP: 0	WP: 0 PB: 0 SB: 1 CS: 0	PA: 38	
PITCHER	IP WLS BF H R ER SO BB IBB HBP BLK WP HR S P ERA WHIP	IP WLS BF H R ER SO BB IBB HBP BLK WP HR S P ERA WHIP	IP WLS BF H R ER SO BB IBB HBP BLK WP HR S P ERA WHIP	IP WLS BF H R ER SO BB IBB HBP BLK WP HR S P ERA WHIP	IP WLS BF H R ER SO BB IBB HBP BLK WP HR S P ERA WHIP	IP WLS BF H R ER SO BB IBB HBP BLK WP HR S P ERA WHIP	IP WLS BF H R ER SO BB IBB HBP BLK WP HR S P ERA WHIP	IP WLS BF H R ER SO BB IBB HBP BLK WP HR S P ERA WHIP	IP WLS BF H R ER SO BB IBB HBP BLK WP HR S P ERA WHIP	IP WLS BF H R ER SO BB IBB HBP BLK WP HR S P ERA WHIP	IP WLS BF H R ER SO BB IBB HBP BLK WP HR S P ERA WHIP	IP WLS BF H R ER SO BB IBB HBP BLK WP HR S P ERA WHIP	IP WLS BF H R ER SO BB IBB HBP BLK WP HR S P ERA WHIP	IP WLS BF H R ER SO BB IBB HBP BLK WP HR S P ERA WHIP	IP WLS BF H R ER SO BB IBB HBP BLK WP HR S P ERA WHIP	IP WLS BF H R ER SO BB IBB HBP BLK WP HR S P ERA WHIP	IP WLS BF H R ER SO BB IBB HBP BLK WP HR S P ERA WHIP	IP WLS BF H R ER SO BB IBB HBP BLK WP HR S P ERA WHIP	IP WLS BF H R ER SO BB IBB HBP BLK WP HR S P ERA WHIP	IP WLS BF H R ER SO BB IBB HBP BLK WP HR S P ERA WHIP	IP WLS BF H R ER SO BB IBB HBP BLK WP HR S P ERA WHIP

Seattle Mariners @ Cleveland Indians
Jacobs Field, Cleveland, OH
Sat Aug 19 2000, 1:05 PM EDT
Att: 43,187 - Sunny - 70 F


AB 34
R 10
H 11
RBI 8
BB 4
SO 3
LOB 12



Batter	1	2	3	4	5	6	7	8	9	AB	R	H	RBI	BB	SO	LOB	TOP								
Rickey Henderson, R OBP: 0.372, SLG: 0.307	1-3 K		4-2 G1-3 BB		0-3 K		1-0 1B G3 1B		3-2 E6 G5-3 2B	4	1	1	0	1	2	1									
Stan Javier, S OBP: 0.350, SLG: 0.396	3-2 G4-3		3-2 G1-3		2-0 G6-3		0-0 F7		0-3 K	5	0	0	0	0	1	4									
Alex Rodriguez, R OBP: 0.437, SLG: 0.624	0-0 1B		4-0 BB			0-0 G6-3	2-2 G3		1-2 G5-3	4	0	1	0	1	0	3									
Edgar Martinez, R OBP: 0.432, SLG: 0.616	1-2 G6-3		3-3 K			2-2 G1-3	1-0 1B		2-2 2B	5	0	2	2	0	1	3									
Al Martin, L OBP: 0.362, SLG: 0.490		0-0 CS 1B		2-1 F8		2-2 1B 2B	0-0 L4		1-2 L3	5	1	2	0	0	0	3									
John Olerud, L OBP: 0.399, SLG: 0.445		2-1 CS 1B		1-0 L7		0-1 1B 1B		2-1 F8		4	1	2	1	0	0	0									
Carlos Guillen, S OBP: 0.332, SLG: 0.375		3-3 K		0-0 3B		1-1 1B 1B		2-2 G3-1		4	0	2	0	0	1	2									
Dan Wilson, R OBP: 0.291, SLG: 0.327		1-2 2-3 K		1-1 F9		0-2 1B		2-2 G3		4	0	1	1	0	1	2									
David Bell, R OBP: 0.308, SLG: 0.351			2-0 G6-3		1-0 F8		1-3 K		4-2 G5-3 E 2B BB	3	1	0	0	1	1	2									
Inning Stats	R: 0 E: 0 K: 1 S: 10	H: 1 LOB: 1 BB: 0 P: 15	R: 0 E: 0 K: 2 S: 9	H: 2 LOB: 1 BB: 0 P: 17	R: 0 E: 0 K: 1 S: 10	H: 0 LOB: 2 BB: 2 P: 26	R: 0 E: 0 K: 0 S: 6	H: 1 LOB: 1 BB: 0 P: 10	R: 0 E: 0 K: 1 S: 5	H: 0 LOB: 0 BB: 0 P: 8	R: 2 E: 0 K: 1 S: 17	H: 4 LOB: 2 BB: 0 P: 23	R: 0 E: 0 K: 0 S: 7	H: 2 LOB: 2 BB: 0 P: 11	R: 0 E: 0 K: 0 S: 8	H: 0 LOB: 0 BB: 0 P: 14	R: 2 E: 1 K: 1 S: 22	H: 1 LOB: 1 BB: 1 P: 32	1B: 8 2B: 3 3B: 1 HR: 0	SF: 0 SAC: 0 DP: 1 HBP: 0	WP: 0 PB: 0 SB: 0 CS: 2	PA: 41			
PITCHER	IP	WLS	BF	H	R	ER	SO	BB	IBB	HBP	BLK	WP	HR	S	P	ERA	WHIP								
Dave Burba, R ERA: 4.94	7.0	W	32	10	2	2	6	2	0	0	0	0	0	64	110	2.57	1.714								
Steve Woodard, R ERA: 5.7	1.0		3	0	0	0	0	0	0	0	0	0	0	8	14	0.00	0.000								
Bob Wickman, R ERA: 3.44	1.0		6	1	2	0	1	1	0	0	0	0	0	22	32	0.00	2.000								

Seattle Mariners @ Cleveland Indians
Jacobs Field, Cleveland, OH
Sun Aug 20 2000, 1:05 PM EDT
Att: 43,144 - Sunny - 65 F

AB 38
R 4
H 11
RBI 4
BB 3
SO 7
LOB 20



Batter	1	2	3	4	5	6	7	8	9	AB	R	H	RBI	BB	SO	LOB	BOTTOM								
Kenny Lofton, L OBP: 0.360, SLG: 0.418	1-0 HR	1-1 1-H 2-H 3-H HR	4-2 1-2 2-3 3-H BB		1-2 F7	4-1 BB		0-1 G5-3		4	2	6	2	0	1										
Omar Vizquel, S OBP: 0.360, SLG: 0.383	0-1 F7	0-1 G4-3	0-0 L8		0-1 FC4 1B	0-0 L6-4				5	0	1	0	0	0	5									
Roberto Alomar, S OBP: 0.347, SLG: 0.434	2-1 2B	1-2 G1-3		0-0 F9	1-0 FC4 BB 1B		0-0 F8			4	1	1	0	0	0	1									
Jolbert Cabrera, R OBP: 0.307, SLG: 0.326					1-2 1B BB					1	0	0	0	0	0	0									
Manny Ramirez, R OBP: 0.437, SLG: 0.669	4-2 CS BB		2-0 FC4-6 BB 1B	2-2 G4-3	4-2 1B BB		2-3 K			2	2	1	0	2	0	0									
Bill Selby, L OBP: 0.291, SLG: 0.273					1-2 1B BB					1	0	0	0	0	1	0									
Jim Thome, L OBP: 0.408, SLG: 0.580	3-3 K		4-2 FC4-6 BB	1-2 E4 BB 1B	2-2 1B		0-3 K			3	1	1	1	1	1	2									
Chan Perry, R OBP: 0.167, SLG: 0.167			1-2 BB		1-3 2-H 1B					1	0	0	0	0	1	0									
David Segui, S OBP: 0.393, SLG: 0.517		1-0 F8	2-2 FC4-6 E BB 1B	1-1 BB 1B	2-2 1B		2-3 K			5	2	2	1	0	1	2									
Travis Fryman, R OBP: 0.400, SLG: 0.528		2-0 1B HR 1B	1-0 BB E 1B	4-0 1B BB	1-2 3-H 1B		1-0 F3			4	2	3	1	1	0	2									
Wil Cordero, R OBP: 0.328, SLG: 0.477		3-2 BB HR 1B	2-2 E5 BB	3-2 FC5-4 1B		1-1 FC4-6 1B		0-1 2B		5	1	4	3	0	0	2									
Sandy Alomar Jr., R OBP: 0.333, SLG: 0.433		4-2 HR BB	0-0 F9	0-1 FC5-4		0-2 FC4-6 L6-4 BB		1-2 G6-3		4	1	0	0	1	0	7									
Inning Stats	R: 1 E: 0 K: 1 S: 13	H: 2 LOB: 2 BB: 1 P: 23	R: 4 E: 0 K: 0 S: 16	H: 3 LOB: 0 BB: 1 P: 28	R: 2 E: 1 K: 0 S: 14	H: 2 LOB: 3 BB: 2 P: 29	R: 2 E: 1 K: 0 S: 19	H: 2 LOB: 2 BB: 1 P: 30	R: 2 E: 0 K: 0 S: 7	H: 3 LOB: 1 BB: 1 P: 31	R: 0 E: 0 K: 2 S: 7	H: 1 LOB: 1 BB: 1 P: 12	R: 0 E: 0 K: 0 S: 7	H: 0 LOB: 0 BB: 0 P: 9	R: 1 E: 0 K: 1 S: 11	H: 2 LOB: 1 BB: 0 P: 15	1B: 10 2B: 5 3B: 0 HR: 2	SF: 0 SAC: 0 DP: 2 HBP: 0	WP: 0 PB: 0 SB: 0 CS: 1	PA: 46					
PITCHER	IP	WLS	BF	H	R	ER	SO	BB	IBB	HBP	BLK	WP	HR	S	P	ERA	WHIP								
Aaron Sele, R ERA: 4.85	2.2	L	19	7	7	6	1	4	0	0	0	0	0	39	62	7.71	3.000								
Brett Tomko, R ERA: 4.44	2.1		15	5	4	2	0	2	0	0	0	0	0	7	12	0.00	2.000								
Jose Paniagua, R ERA: 3.68	1.0		4	1	0	0	0	1	0	0	0	0	0	7	9	0.00	0.000								
Arthur Rhodes, L ERA: 3.88	1.0		3	0	0	0	2	0	0	0	0	0	0	7	9	0.00	0.000								
Kazuhito Sasaki, R ERA: 3.97	1.0		5	2	1	1	1	0	0	0	0	0	0	11	15	9.00	2.000								

Seattle Mariners @ Cleveland Indians
Jacobs Field, Cleveland, OH
Sun Aug 20 2000, 1:05 PM EDT
Att: 43,144 - Sunny - 65 F

AB 39
R 12
H 15
RBI 12
BB 7
SO 4
LOB 22



Batter	1	2	3	4	5	6	7	8	9	AB	R	H	RBI	BB	SO	LOB	TOP								
Frank Menechino, R OBP: 0.331, SLG: 0.429	L8	3B 2B		FC4-6 BB		FC5-4 HBP		FC5-4 1B	BB	3	1	2	1	2	0	0	Oakland Athletics @ Cleveland Indians Jacobs Field, Cleveland, OH Tue Aug 22 2000, 7:05 PM EDT Att: 43,299 - Cloudy - 75 F								
Terrence Long, L OBP: 0.336, SLG: 0.455	F7 BB	BB	FC4-6		FC5-4		F8	F7	BB	6	0	2	1	0	0	6									
Miguel Tejada, R OBP: 0.344, SLG: 0.471	BB	L8			F8	F9		FC5-4 BB		4	0	0	0	1	0	3									
Mike Stanley, R OBP: 0.348, SLG: 0.431	F7				1B 2B		G5-3	BB		4	1	1	0	0	1	2									
Ryan Christenson, R OBP: 0.358, SLG: 0.388	2-3							BB		0	0	0	0	1	0	0									
Adam Platt, R OBP: 0.363, SLG: 0.536	BB				K		FC3-6 BB	K		3	0	1	0	2	2	3									
Ben Grievue, L OBP: 0.362, SLG: 0.510	K				1B		FC3-6 HBP 3 2B		G4-3	5	1	1	1	0	2	5									
Eric Byrnes, R OBP: 0.600, SLG: 0.500		2B 1B	F8		F8		2-2 1-2 3 2B HBP	BB 3 1B		4	2	2	0	0	0	2									
3 Eric Chavez, L OBP: 0.353, SLG: 0.487		K		F8		K	1-0 2-3 2B	BB		5	0	2	2	0	2	1									
Ramon Hernandez, R OBP: 0.302, SLG: 0.386	G1-3			G6-3		E 2B	1-1 F5	K		5	1	1	0	0	1	4									
Inning Stats	R: 0 E: 0 K: 1 S: 13	H: 1 LOB: 3 BB: 2 P: 26	R: 2 E: 0 K: 1 S: 13	H: 3 LOB: 1 BB: 0 P: 25	R: 0 E: 0 K: 2 S: 12	H: 1 LOB: 1 BB: 0 P: 19	R: 0 E: 0 K: 0 S: 9	H: 0 LOB: 1 BB: 1 P: 16	R: 1 E: 0 K: 1 S: 14	H: 2 LOB: 1 BB: 0 P: 24	R: 2 E: 0 K: 0 S: 11	H: 1 LOB: 1 BB: 1 P: 24	R: 0 E: 0 K: 1 S: 13	H: 1 LOB: 2 BB: 1 P: 22	R: 0 E: 0 K: 1 S: 11	H: 2 LOB: 3 BB: 1 P: 21	1B: 7 2B: 4 3B: 1 HR: 0	SF: 0 SAC: 0 DP: 0 HBP: 2	WP: 0 PB: 0 SB: 1 CS: 0	PA: 47					
PITCHER	IP	WLS	BF	H	R	ER	SO	BB	IBB	HBP	BLK	WP	HR	S	P	ERA	WHIP								
Chuck Finley, L ERA: 4.09	5.0	W	25	7	3	3	5	3	0	0	0	0	0	61	110	5.40	2.000								
Tom Martin, L ERA: 4.4	1.0		5	1	1	0	1	0	0	1	0	0	0	10	18	0.00	1.000								
Steve Reed, R ERA: 4.93	1.0		6	1	2	2	0	1	0	1	0	0	0	11	24	18.00	2.000								
Paul Shuey, R ERA: 3.4	1.0		5	1	0	0	1	1	0	0	0	0	0	13	22	0.00	2.000								
Steve Karsay, R ERA: 3.02	1.0		6	2	0	0	1	1	0	0	0	0	0	11	21	0.00	3.000								
Batter	1	2	3	4	5	6	7	8	9	AB	R	H	RBI	BB	SO	LOB	BOTTOM								
Kenny Lofton, L OBP: 0.360, SLG: 0.417	K	L8		HBP 1B BB	FC3-6 1B	F9		G4-3		6	1	2	0	0	1	1	Oakland Athletics @ Cleveland Indians Jacobs Field, Cleveland, OH Tue Aug 22 2000, 7:05 PM EDT Att: 43,299 - Cloudy - 75 F								
Omar Vizquel, S OBP: 0.381, SLG: 0.384	G4-3	E 1B		BB HBP 1B	FC3-6 BB 2B		K	P6		4	2	2	0	0	0	1									
Jolbert Cabrera, R OBP: 0.303, SLG: 0.322		2-3 1B		BB HBP 1B	BB 2B					2	0	0	0	0	1	0									
Roberto Alomar, S OBP: 0.351, SLG: 0.433	G4-3	4-2 1B		BB BB 1B	4-0 BB		2-2 2B			1	2	0	0	2	0	0									
Bill Selby, L OBP: 0.292, SLG: 0.304		1-3 3-H BB		BB BB 1B	1-2 2-3 3-H HBP		1-2 2B			1	1	1	0	0	0	0									
Manny Ramirez, R OBP: 0.443, SLG: 0.683				1B BB G5-4-3 BB	4-2 2B BB		1-2 1B			3	2	2	3	2	0	2									
Jim Thome, L OBP: 0.412, SLG: 0.582		2B 1B BB		G5-4-3 1B BB	2-2 2B		4-2 FC5 1B BB			2	1	1	3	3	1	0									
David Segui, S OBP: 0.393, SLG: 0.518		1B 2B 2B		G4-3	G1-3		F8			5	1	2	1	0	0	4									
Travis Fryman, R OBP: 0.402, SLG: 0.529		2B SF7 1B		2B 1B 1B	G5-4-3 1B		K			5	2	3	1	0	1	4									
Wil Cordero, R OBP: 0.331, SLG: 0.481		1B E 2B		1B 2B BB			G1-3	FC5		4	2	2	1	1	0	3									
Sandy Alomar Jr., R OBP: 0.331, SLG: 0.430		SF7		F8			G6-3		L4	4	0	1	3	0	0	2									
Inning Stats	R: 0 E: 0 K: 1 S: 9	H: 0 LOB: 0 BB: 0 P: 13	R: 5 E: 1 K: 0 S: 23	H: 5 LOB: 2 BB: 2 P: 42	R: 2 E: 0 K: 1 S: 14	H: 3 LOB: 1 BB: 0 P: 20	R: 4 E: 0 K: 0 S: 15	H: 3 LOB: 2 BB: 3 P: 36	R: 2 E: 0 K: 1 S: 14	H: 2 LOB: 2 BB: 2 P: 27	R: 0 E: 0 K: 0 S: 8	H: 0 LOB: 0 BB: 0 P: 10	R: 1 E: 0 K: 1 S: 20	H: 3 LOB: 3 BB: 1 P: 31	R: 0 E: 0 K: 0 S: 6	H: 0 LOB: 0 BB: 0 P: 9	1B: 10 2B: 5 3B: 0 HR: 1	SF: 1 SAC: 0 DP: 1 HBP: 1	WP: 0 PB: 0 SB: 1 CS: 0	PA: 47					
PITCHER	IP	WLS	BF	H	R	ER	SO	BB	IBB	HBP	BLK	WP	HR	S	P	ERA	WHIP								
Gil Heredia, R ERA: 4.38	3.0	L	18	8	7	6	2	2	0	0	0	0	0	57	104	15.75	3.500								
Omar Olivares, R ERA: 7.05	4.0		26	8	7	7	2	6	0	1	0	0	0	6	9	0.00	0.000								
Jeff Tam, R ERA: 2.75	1.0		3	0	0	0	0	0	0	0	0	0	0	6	9	0.00	0.000								

Batter	1	2	3	4	5	6	7	8	9	AB	R	H	RBI	BB	SO	LOB	TOP										
Terrence Long, L OBP: 0.339, SLG: 0.462	P3	HR	1B		2B	G3-1			P4	6	2	3	6	0	0	2	Oakland Athletics @ Cleveland Indians Jacobs Field, Cleveland, OH Thu Aug 24 2000, 7:05 PM EDT Att: 43,276 - Sunny - 74 F										
Randy Velarde, R OBP: 0.361, SLG: 0.414	F9	G6-3	K		F7		G3		BB	5	0	0	0	1	1	4											
Jason Giambi, L OBP: 0.464, SLG: 0.612 Adam Platt, R OBP: 0.361, SLG: 0.544	FC6-4	1B	K		2B				K	3	0	2	2	2	1	2											
Mike Stanley, R OBP: 0.343, SLG: 0.417	FC6-4	F9		K	K				P4	5	0	0	0	0	2	4											
Ben Grievie, L OBP: 0.366, SLG: 0.510 Ryan Christenson, R OBP: 0.356, SLG: 0.385		1B HBP BB	G3-1	S BB		F8			K	3	1	1	0	1	0	0											
Miguel Tejada, R OBP: 0.348, SLG: 0.473	BB HR	1B	1B 3 E		F8				K	3	3	1	0	1	1	1											
Matt Stairs, L OBP: 0.319, SLG: 0.402	HR	1B	1B		F9				F9	5	2	3	0	0	0	1											
3 Eric Chavez, L OBP: 0.349, SLG: 0.479	K		E2		1B				F8	5	1	1	1	0	1	4											
Sal Fasano, R OBP: 0.290, SLG: 0.413	HR		K		2B				F8	4	2	1	1	1	2	4											
Inning Stats	R: 0 E: 0 K: 0 S: 8	H: 0 LOB: 1 BB: 1 P: 17	R: 5 E: 0 K: 1 S: 14	H: 4 LOB: 1 BB: 1 P: 24	R: 3 E: 1 K: 3 S: 17	H: 3 LOB: 2 BB: 0 P: 30	R: 0 E: 0 K: 1 S: 8	H: 0 LOB: 1 BB: 1 P: 16	R: 2 E: 0 K: 1 S: 14	H: 3 LOB: 2 BB: 0 P: 21	R: 1 E: 0 K: 1 S: 17	H: 2 LOB: 2 BB: 1 P: 30	R: 0 E: 0 K: 1 S: 11	H: 0 LOB: 0 BB: 1 P: 19	R: 0 E: 0 K: 1 S: 8	H: 0 LOB: 1 BB: 0 P: 11		R: 0 E: 0 K: 1 S: 9	H: 0 LOB: 1 BB: 1 P: 13	1B: 10 2B: 1 3B: 0 HR: 1	SF: 0 SAC: 0 DP: 0 HBP: 1	WP: 1 PB: 0 SB: 1 CS: 0	PA: 48				
PITCHER	IP	WLS	BF	H	R	ER	SO	BB	IBB	HBP	BLK	WP	HR	S	P	ERA	WHIP										
Steve Woodard, R ERA: 6.13	2.1	L	18	6	3	2	2	0	1	0	0	1	1	30	56	27.00	3.429										
Jamie Brewington, R ERA: 4.97	3.0		17	6	3	3	4	2	0	0	0	0	0	42	74	9.00	2.667										
Steve Reed, R ERA: 4.74	1.2		6	0	0	0	2	1	0	0	0	0	0	17	27	0.00	0.600										
Justin Speier, R ERA: 2.94	1.0		3	0	0	0	1	0	0	0	0	0	0	8	11	0.00	0.000										
Ricardo Rincon, L ERA: 0.94	1.0		4	0	0	0	1	1	0	0	0	0	0	9	13	0.00	1.000										

Batter	1	2	3	4	5	6	7	8	9	AB	R	H	RBI	BB	SO	LOB	BOTTOM										
Kenny Lofton, L OBP: 0.358, SLG: 0.415 Jolbert Cabrera, R OBP: 0.304, SLG: 0.322	SH5-3	F8		P6-3			1B	FC6-4	FC5	2	1	0	0	1	0	2	Oakland Athletics @ Cleveland Indians Jacobs Field, Cleveland, OH Thu Aug 24 2000, 7:05 PM EDT Att: 43,276 - Sunny - 74 F										
Omar Vizquel, S OBP: 0.380, SLG: 0.381 John McDonald, R ERA: 4.97	SH5-3	K			K			FC1-6	F8	2	1	0	0	1	2	0											
Roberto Alomar, S OBP: 0.352, SLG: 0.436 Bill Selby, L OBP: 0.269, SLG: 0.280	SH5-3		WP		2B			F9		2	0	2	0	0	0	0											
Manny Ramirez, R OBP: 0.445, SLG: 0.681	BB	1B		K		FC5-2		F8		4	1	2	0	1	1	1											
Travis Fryman, R OBP: 0.402, SLG: 0.528 Einar Diaz, R OBP: 0.316, SLG: 0.404	K		P4		FC5-2		E7	BB	1B	3	0	0	0	0	1	6											
David Segui, S OBP: 0.396, SLG: 0.520	BB	1B		F8		K		BB	1B	4	1	2	2	1	1	3											
Jim Thome, L OBP: 0.416, SLG: 0.587	FC6-4			P6-3			E4		1B	1	1	0	1	4	0	0											
Wil Cordero, R OBP: 0.329, SLG: 0.475	FC6-4			K			F9		FC5	5	0	1	1	0	2	8											
Sandy Alomar Jr., R OBP: 0.336, SLG: 0.431		G6-3					G5-4-3		FC5	4	0	2	1	1	0	1											
Inning Stats	R: 2 E: 0 K: 1 S: 14	H: 1 LOB: 3 BB: 4 P: 33	R: 0 E: 0 K: 1 S: 8	H: 0 LOB: 0 BB: 0 P: 8	R: 0 E: 0 K: 1 S: 11	H: 1 LOB: 1 BB: 0 P: 18	R: 0 E: 0 K: 1 S: 9	H: 0 LOB: 2 BB: 2 P: 22	R: 0 E: 1 K: 0 S: 6	H: 2 LOB: 0 BB: 0 P: 11	R: 2 E: 1 K: 3 S: 22	H: 2 LOB: 3 BB: 2 P: 34	R: 0 E: 0 K: 0 S: 13	H: 1 LOB: 1 BB: 0 P: 19	R: 3 E: 1 K: 0 S: 21	H: 4 LOB: 2 BB: 1 P: 35		1B: 9 2B: 3 3B: 0 HR: 0	SF: 0 SAC: 1 DP: 2 HBP: 0	WP: 1 PB: 0 SB: 0 CS: 0	PA: 47						
PITCHER	IP	WLS	BF	H	R	ER	SO	BB	IBB	HBP	BLK	WP	HR	S	P	ERA	WHIP										
Barry Zito, L ERA: 3.48	6.2	W	30	5	3	2	8	5	1	0	0	1	0	72	128	2.70	1.500										
Jeff Tam, R ERA: 2.7	1.1		9	2	1	0	1	2	0	0	0	0	0	26	43	0.00	3.000										
Jason Iringhausen, R ERA: 3.65	0.2		7	4	3	3	0	1	0	0	0	0	0	17	29	40.50	7.500										
Jim Mecir, R ERA: 3.23	0.1	S	1	0	0	0	0	0	0	0	0	0	0	4	6	0.00	0.000										

AB	41
R	11
H	12
RBI	10
BB	6
SO	10
LOB	24



AB	37
R	7
H	11
RBI	6
BB	9
SO	9
LOB	31



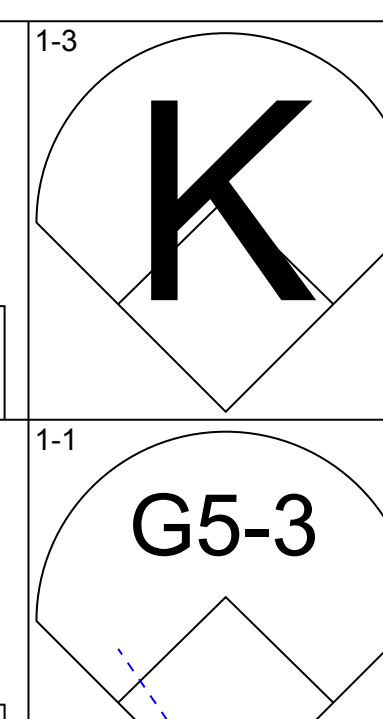
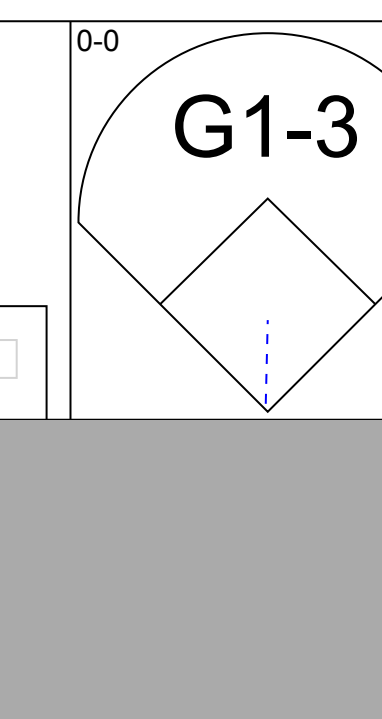
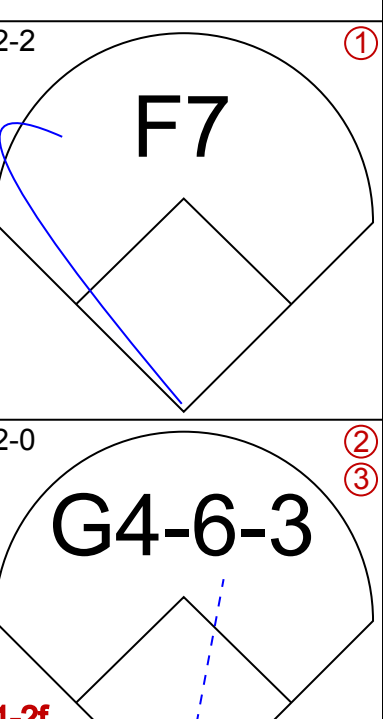
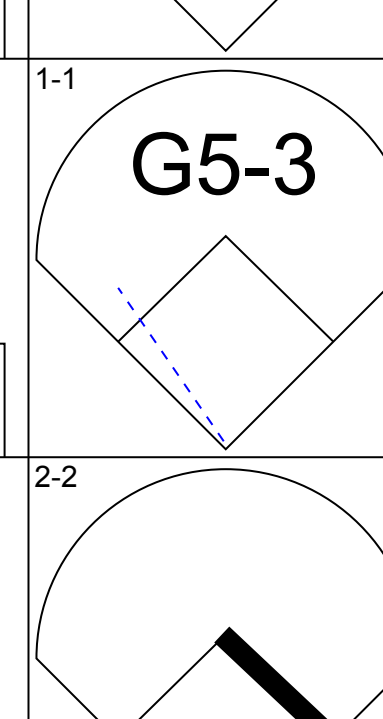
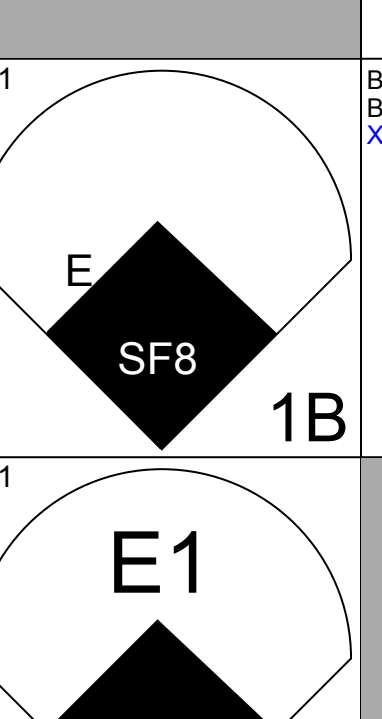
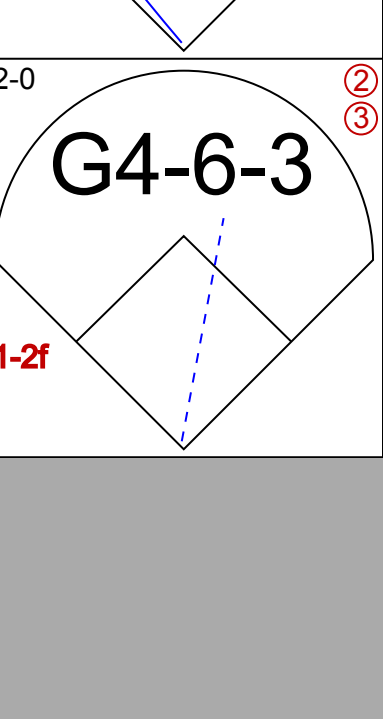
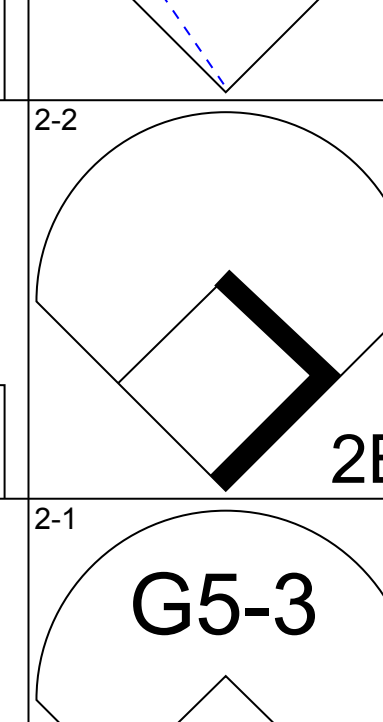
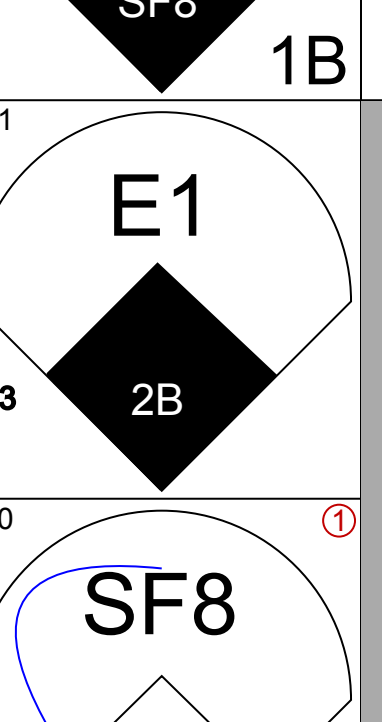
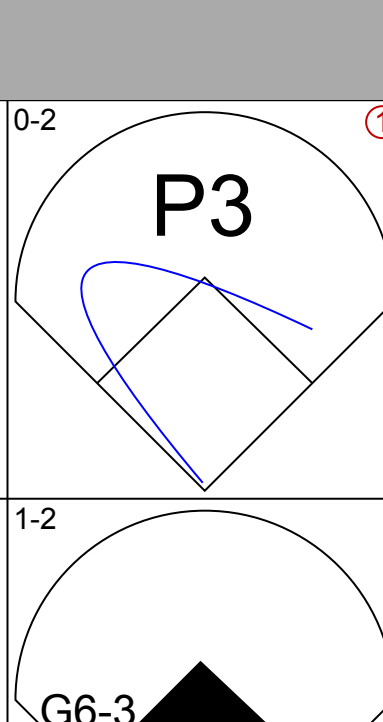
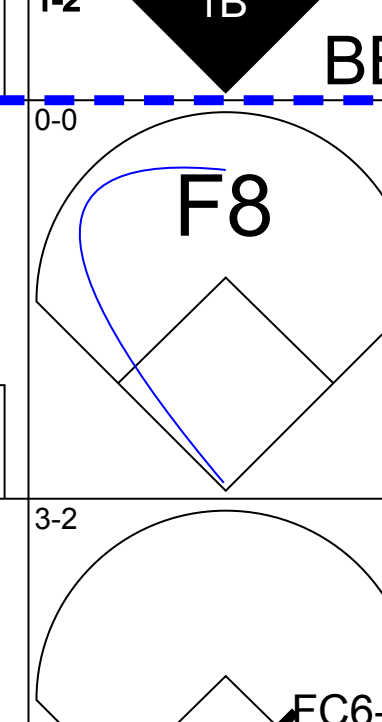
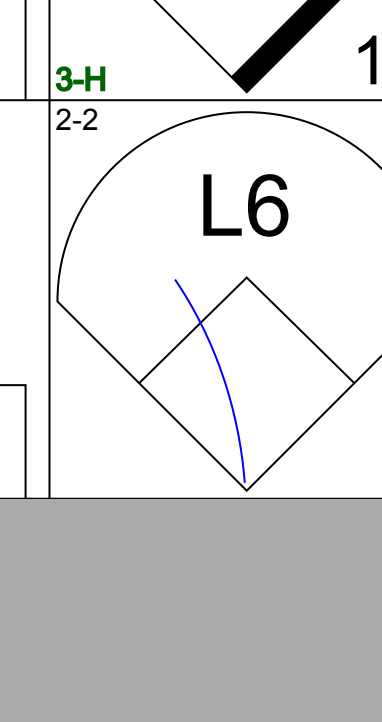
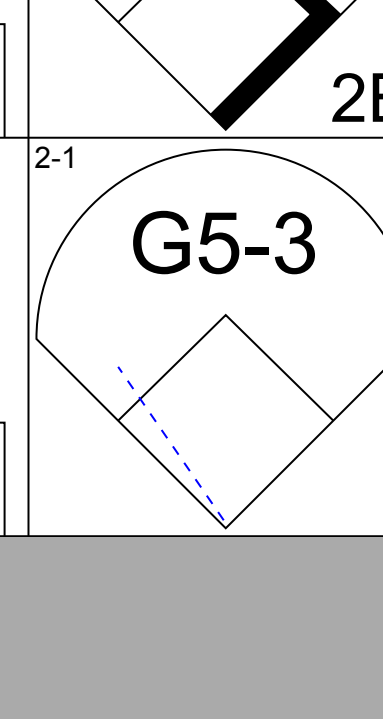
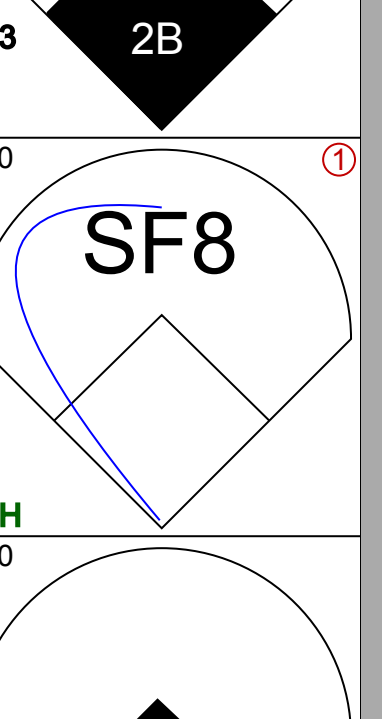
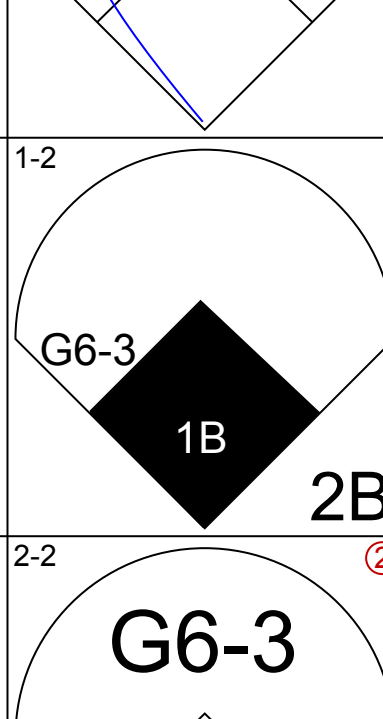
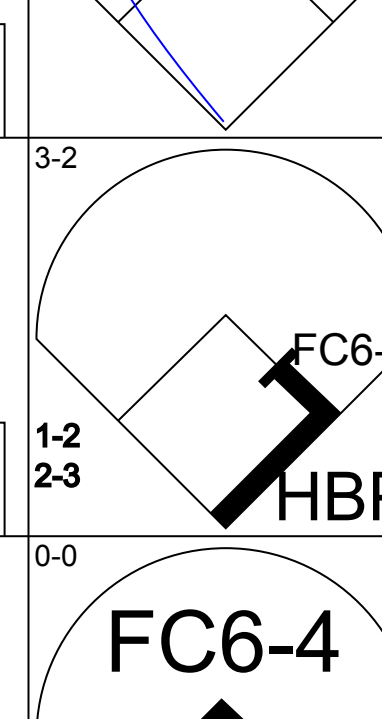
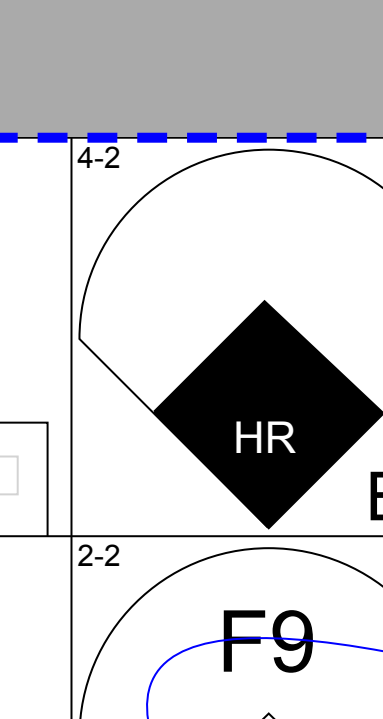
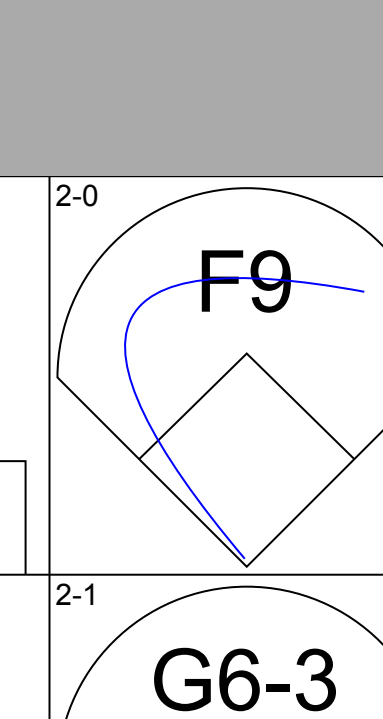
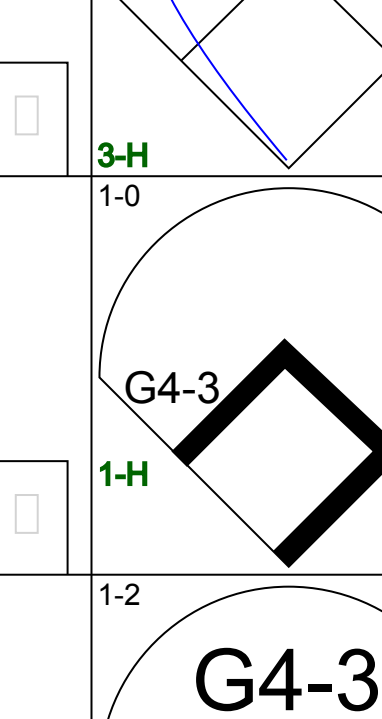
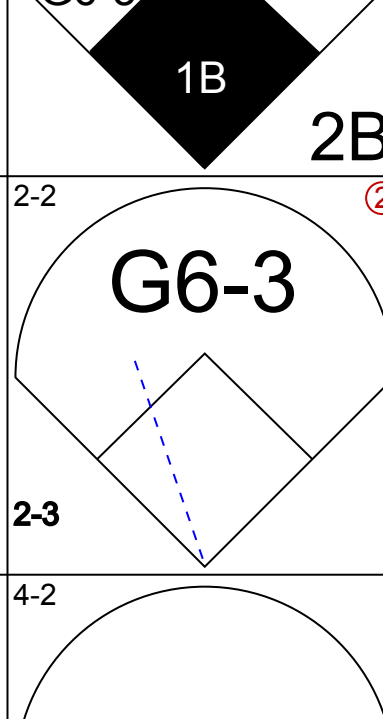
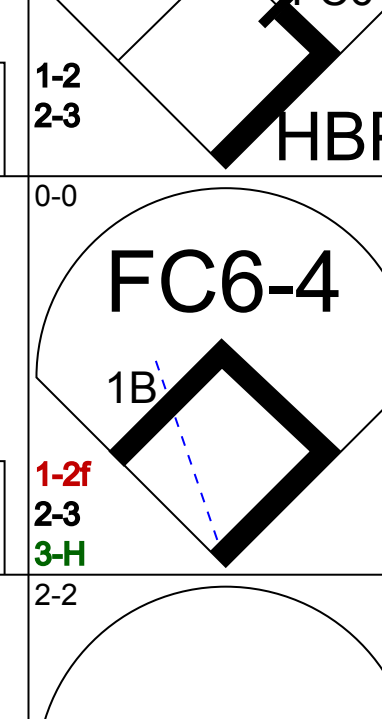
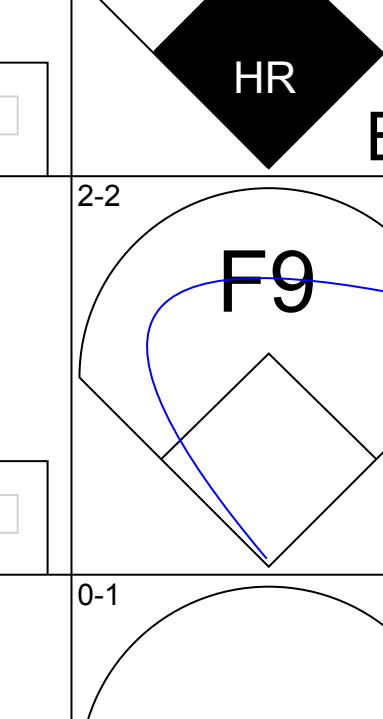

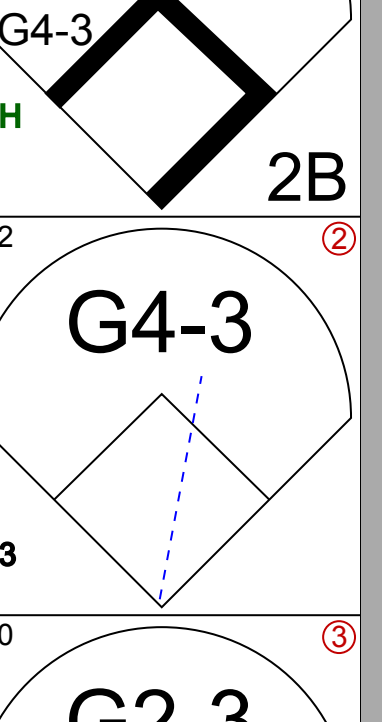
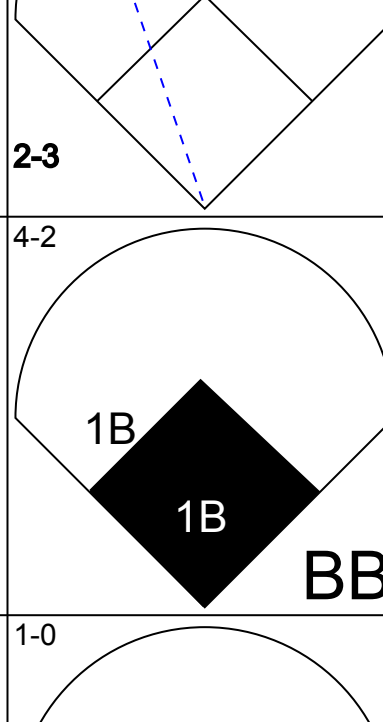
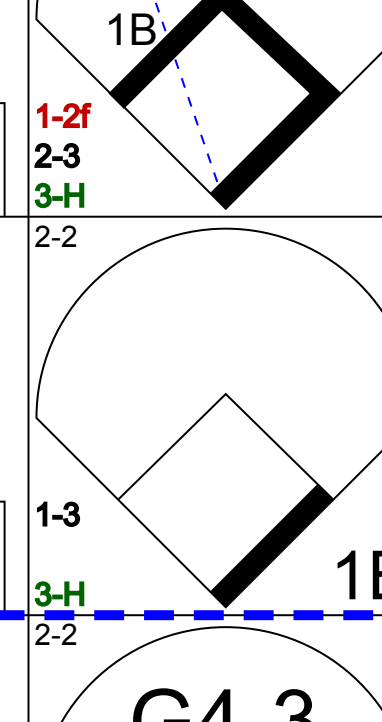
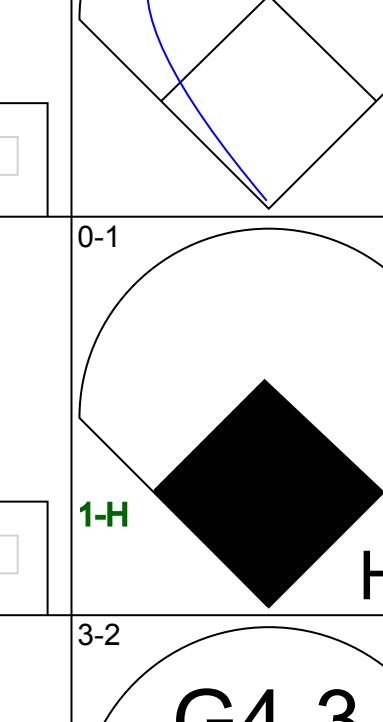

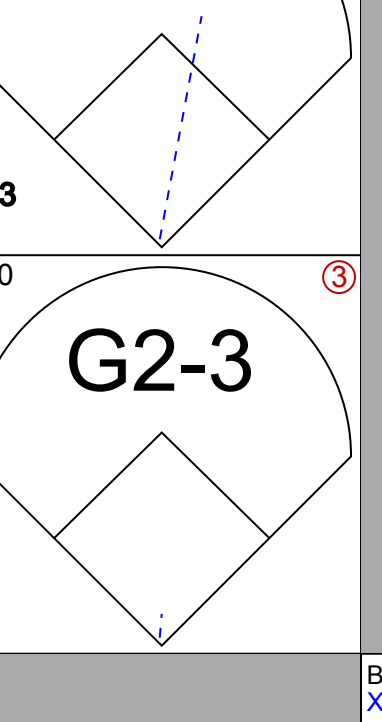
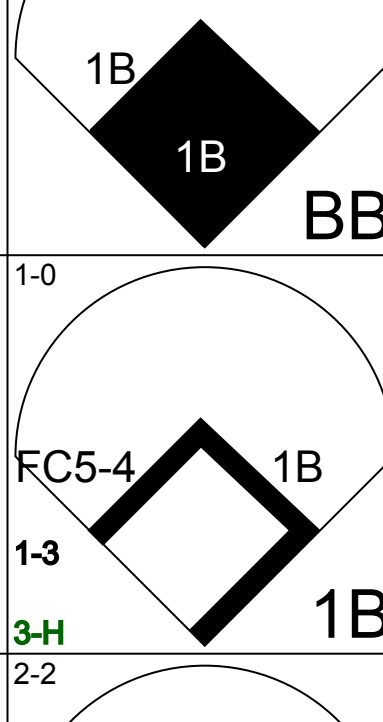
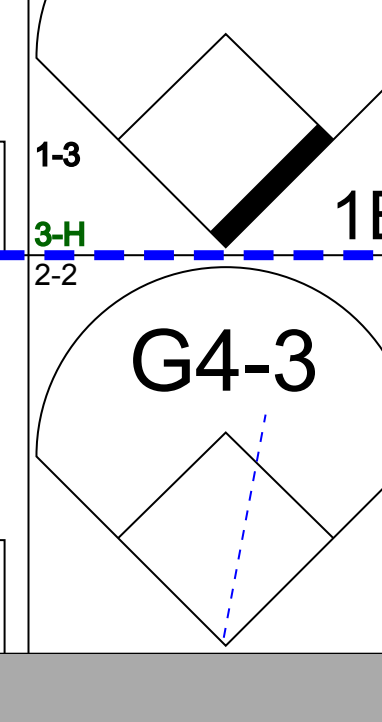
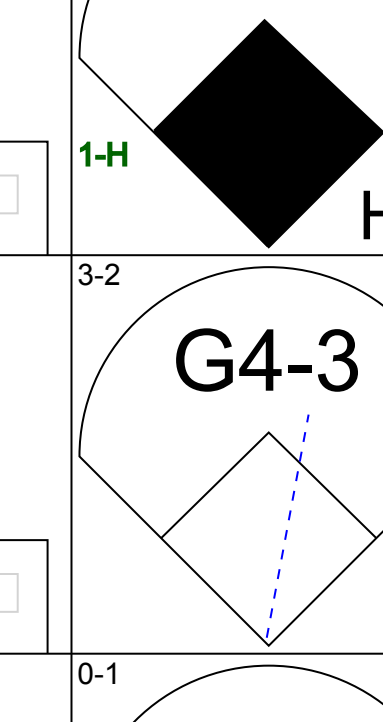
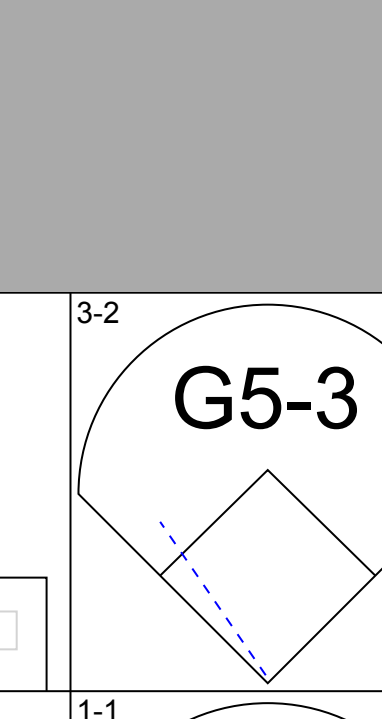
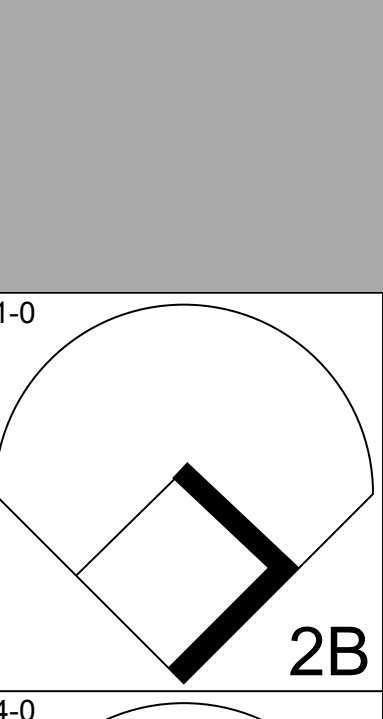
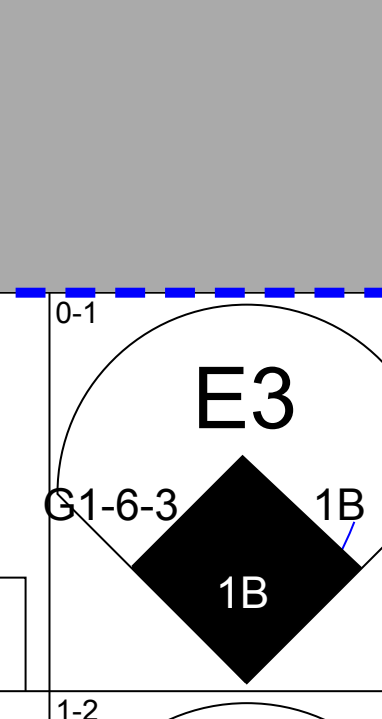
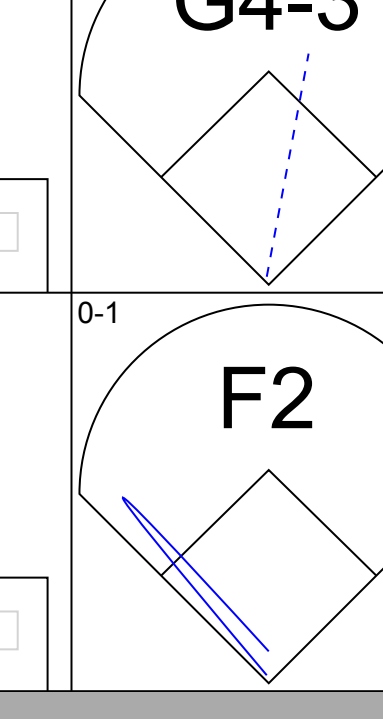
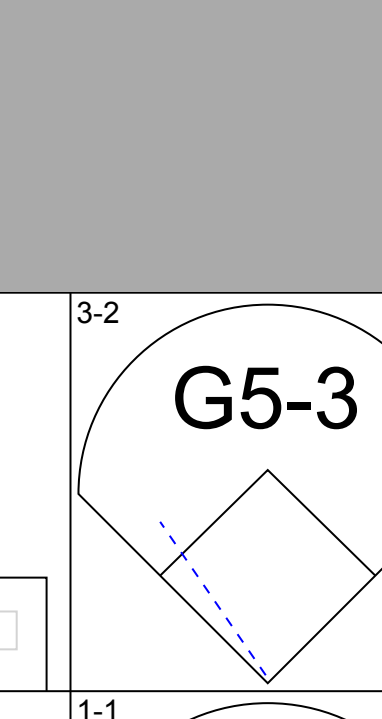
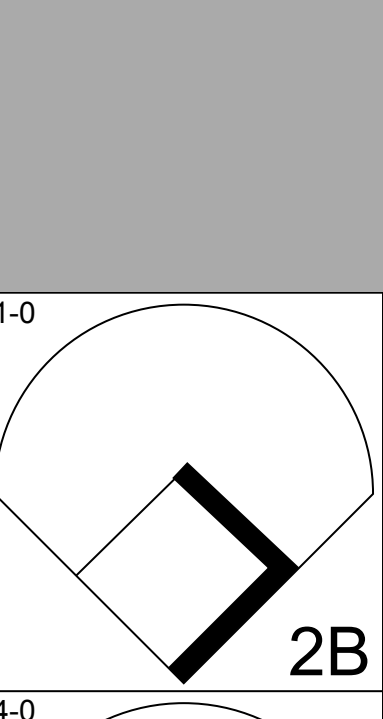
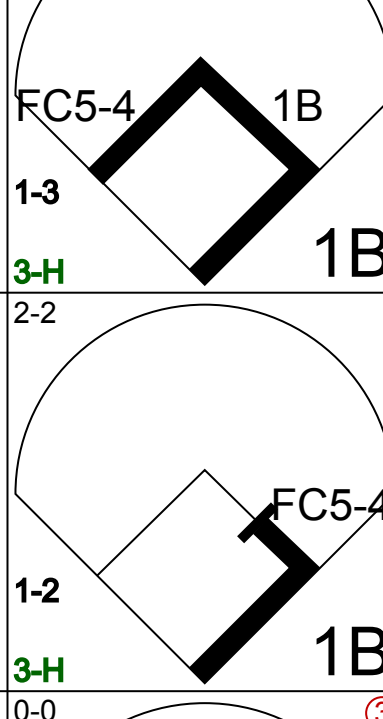
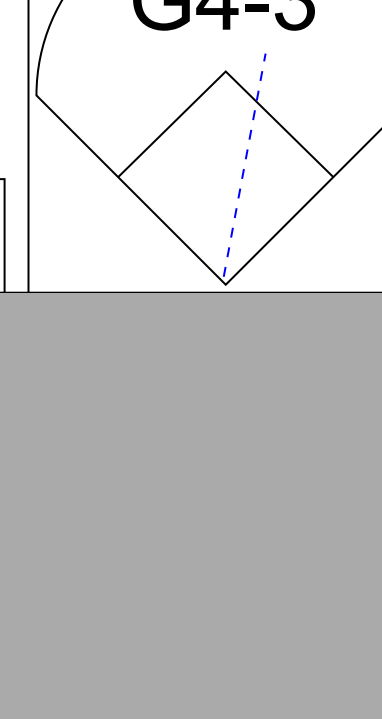

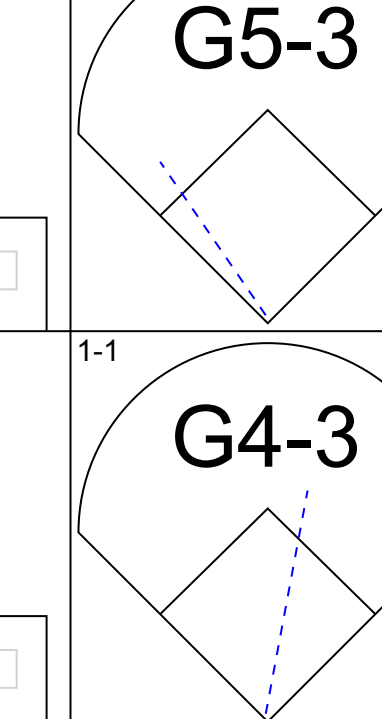
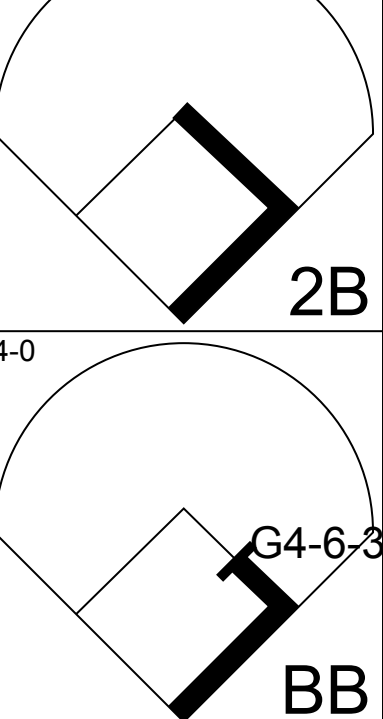
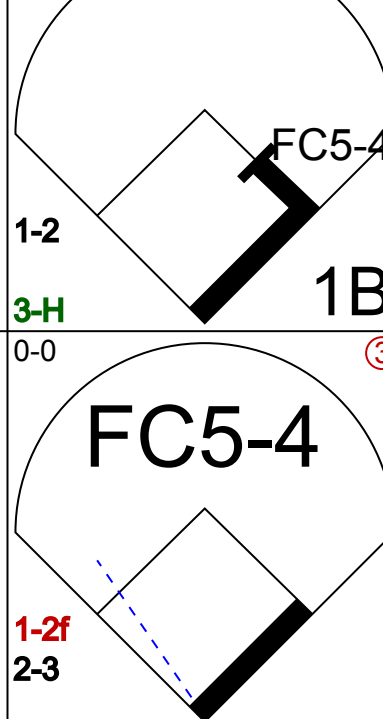
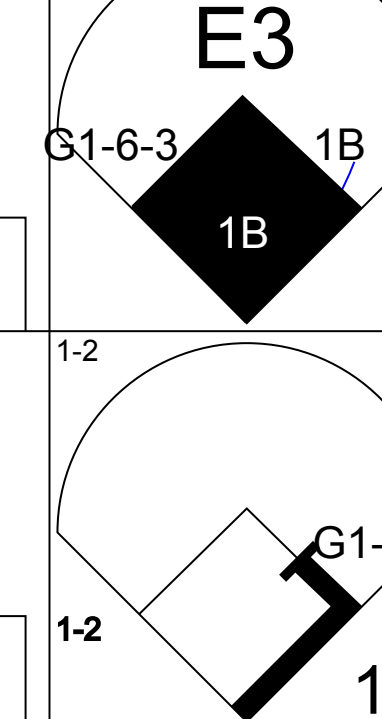
Batter	1	2	3	4	5	6	7	8	9	AB	R	H	RBI	BB	SO	LOB	TOP										
Kenny Lofton, L OBP: 0.357, SLG: 0.421 (1, 8)	G3		F8			G4-3			HR	4	1	1	1	0	0	0	Cleveland Indians @ Anaheim Angels Edison International Field, Anaheim, CA Fri Aug 25 2000, 10:05 PM EDT Att: 41,452 - Cloudy - 82 F										
Omar Vizquel, S OBP: 0.390, SLG: 0.379 (1, 6)	F7			G3 BB		F8			G4-3	3	0	0	0	1	0	0											
Roberto Alomar, S OBP: 0.354, SLG: 0.435 (1, 4)				G3			F8		FC3-6 1B BB	3	0	1	0	1	0	1											
Manny Ramirez, R OBP: 0.443, SLG: 0.676 (1, 9)	G5-3			G6-3			F7		FC3-6 1B	4	0	1	0	0	0	2											
Jim Thome, L OBP: 0.415, SLG: 0.584 (1, 3)		G4-3		F7					FC3-6 1B	4	0	1	0	0	0	3											
David Segui, S OBP: 0.393, SLG: 0.515 (1, 10)		K			G5-3				K	4	0	0	0	0	3	3											
Travis Fryman, R OBP: 0.400, SLG: 0.525 (1, 5)					K					3	0	0	0	0	2	0											
Wil Cordero, R OBP: 0.327, SLG: 0.472 (1, 7)			F4		G6-3			G5-3		3	0	0	0	0	0	0											
Einar Diaz, R OBP: 0.311, SLG: 0.398 (1, 2)			K			P3		F8		3	0	0	0	0	1	0											
Inning Stats	R: 0 E: 0 K: 0 S: 13	H: 1 LOB: 1 BB: 0 P: 20	R: 0 E: 0 K: 2 S: 8	H: 0 LOB: 0 BB: 0 P: 15	R: 0 E: 0 K: 1 S: 6	H: 0 LOB: 0 BB: 0 P: 9	R: 0 E: 0 K: 0 S: 13	H: 0 LOB: 1 BB: 1 P: 18	R: 0 E: 0 K: 1 S: 8	H: 0 LOB: 0 BB: 0 P: 12	R: 0 E: 0 K: 0 S: 12	H: 1 LOB: 1 BB: 0 P: 20	R: 0 E: 0 K: 0 S: 5	H: 0 LOB: 0 BB: 0 P: 5	R: 1 E: 0 K: 1 S: 12	H: 2 LOB: 2 BB: 1 P: 21	1B: 3 2B: 0 3B: 0 HR: 1	SF: 0 SAC: 0 DP: 0 HBP: 0	WP: 0 PB: 0 SB: 0 CS: 0	PA: 33							
PITCHER	IP	WLS	BF	H	R	ER	SO	BB	IBB	HBP	BLK	WP	HR	S	P	ERA	WHIP										
Matt Wise, R ERA: 2.93 (1, 1)	8.1	W	30	3	1	1	5	2	0	0	0	0	1	78	118	1.08	0.600										
Shigetoshi Hasegawa, R ERA: 3.27 (9, 1)	0.2	S	3	1	0	0	1	0	0	0	0	0	0	7	11	0.00	1.500										

AB	31
R	1
H	4
RBI	1
BB	2
SO	6
LOB	9



Batter	1	2	3	4	5	6	7	8	9	AB	R	H	RBI	BB	SO	LOB	BOTTOM										
Darin Erstad, L OBP: 0.411, SLG: 0.558 (1, 10)	2B 1B		1B		SH5-4 1B		HR BB		K	5	2	4	0	0	1	1	Cleveland Indians @ Anaheim Angels Edison International Field, Anaheim, CA Fri Aug 25 2000, 10:05 PM EDT Att: 41,452 - Cloudy - 82 F										
Orlando Palmeiro, L OBP: 0.392, SLG: 0.401 (1, 7)	L9		F9		SH5-4		F9			3	0	0	0	0	3	3											
Mo Vaughn, L OBP: 0.378, SLG: 0.537 (1, 3)	K				K		HR BB			3	1	1	0	1	2	3											
Tim Salmon, R OBP: 0.408, SLG: 0.567 (1, 9)	1-H 2B		K				HR			3	1	2	4	1	1	2											
16 Garret Anderson, L OBP: 0.290, SLG: 0.512 (1, 8)	G3		G4-3		G6-3		K			4	0	0	0	0	1	6											
Troy Glaus, R OBP: 0.403, SLG: 0.600 (1, 5)			K		G5-3		K		K	4	0	0	0	0	3	0											
Adam Kennedy, L OBP: 0.307, SLG: 0.413 (1, 4)			G5-3 1B		G3		F7		F9	4	0	1	0	0	0	0											
Bengie Molina, R OBP: 0.308, SLG: 0.413 (1, 2)		G5-3			G5-3				F7	3	0	0	0	1	0	1											
Kevin Stocker, S OBP: 0.354, SLG: 0.337 (1, 6)			G6-3			SH5-4 1B	G4-3			3	0	1	0	1	0	2											
Inning Stats	R: 1 E: 0 K: 1 S: 14	H: 2 LOB: 1 BB: 0 P: 19	R: 0 E: 0 K: 1 S: 6	H: 1 LOB: 1 BB: 0 P: 8	R: 0 E: 0 K: 1 S: 19	H: 2 LOB: 2 BB: 0 P: 28	R: 0 E: 0 K: 0 S: 7	H: 0 LOB: 0 BB: 0 P: 12	R: 0 E: 0 K: 1 S: 11	H: 2 LOB: 3 BB: 1 P: 21	R: 0 E: 0 K: 1 S: 14	H: 0 LOB: 1 BB: 1 P: 25	R: 3 E: 0 K: 2 S: 18	H: 2 LOB: 0 BB: 1 P: 27	R: 0 E: 0 K: 1 S: 7	H: 0 LOB: 1 BB: 1 P: 13	1B: 7 2B: 1 3B: 0 HR: 1	SF: 0 SAC: 1 DP: 0 HBP: 0	WP: 0 PB: 0 SB: 0 CS: 0	PA: 37							
PITCHER	IP	WLS	BF	H	R	ER	SO	BB	IBB	HBP	BLK	WP	HR	S	P	ERA	WHIP										
Dave Burba, R ERA: 4.91 (1, 1)	6.1	L	30	8	3	3	5	3	0	0	0	0	0	79	127	4.26	1.737										
Justin Speier, R ERA: 3.02 (7, 1)	1.2		7	1	1	1	3	1	0	0	0	0	1	17	26	5.40	1.200										

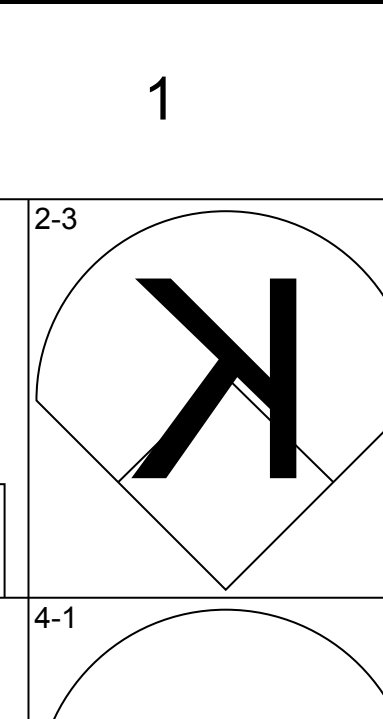
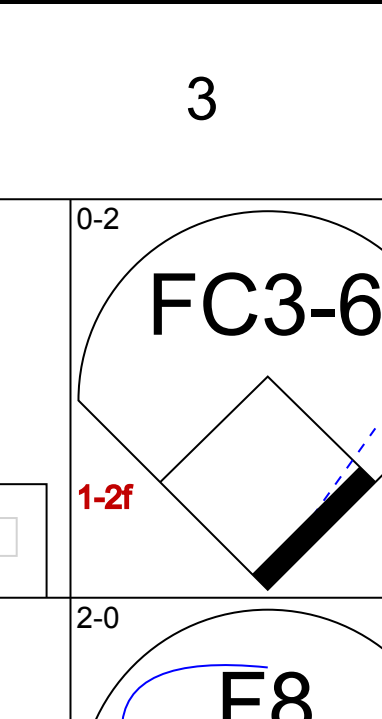
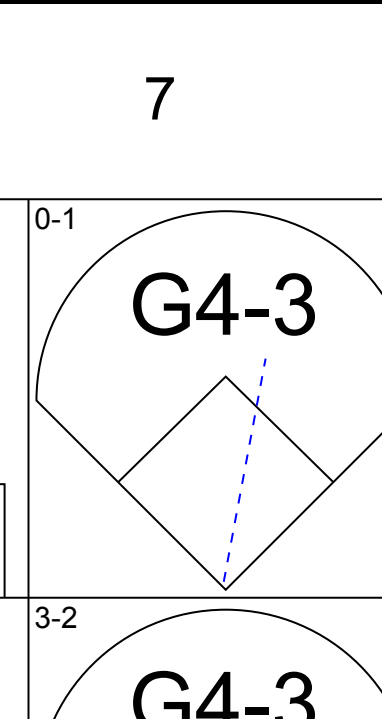
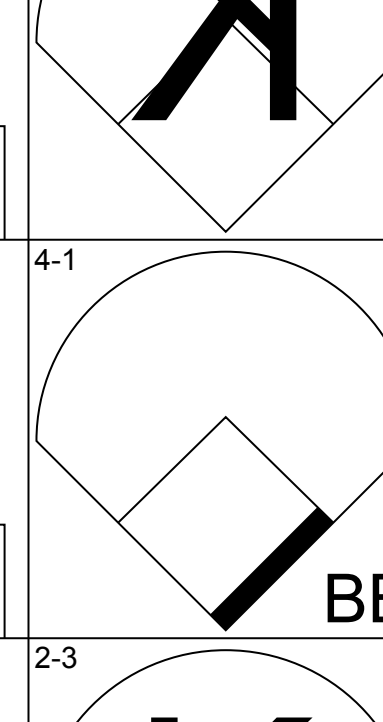
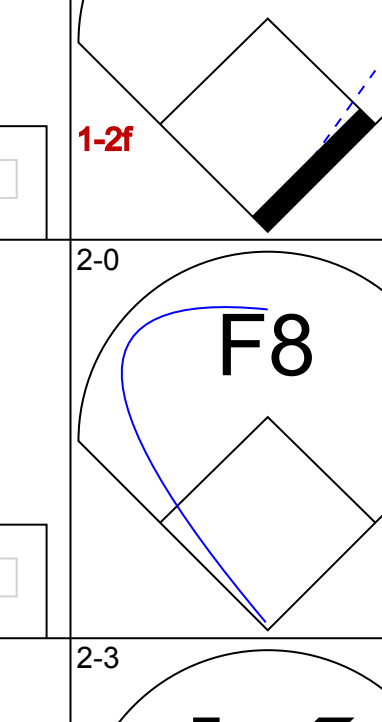
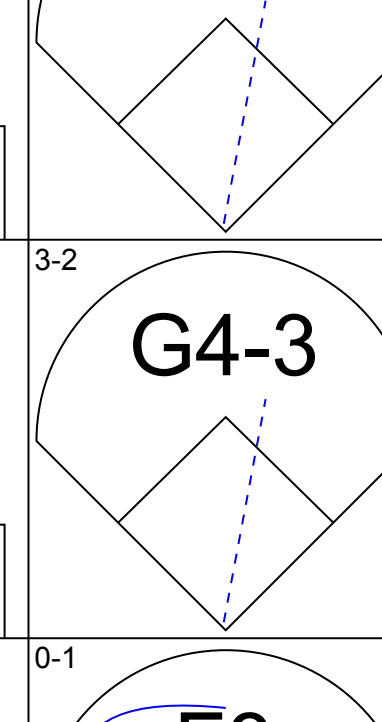
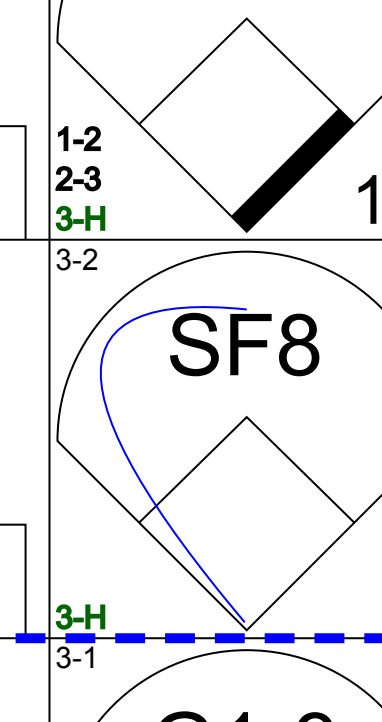
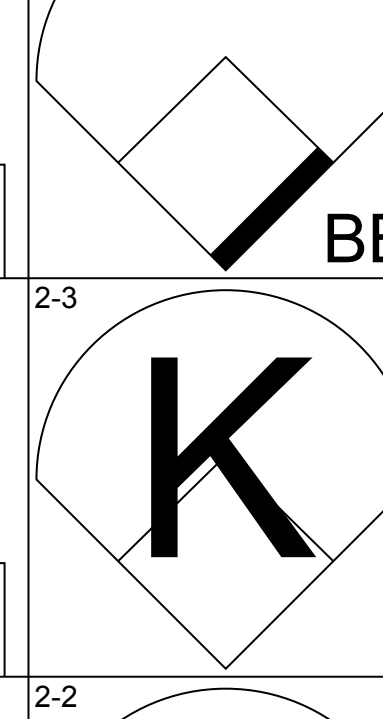
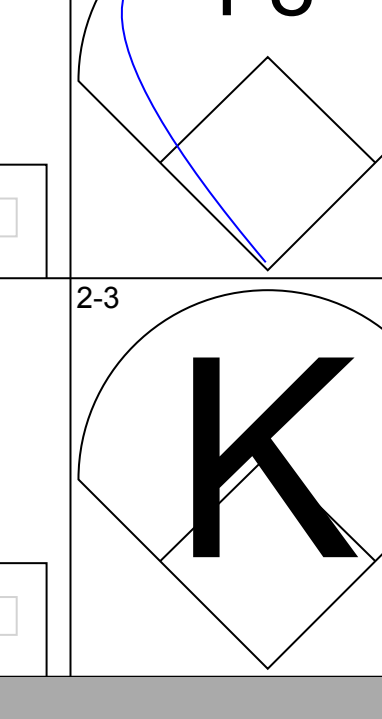
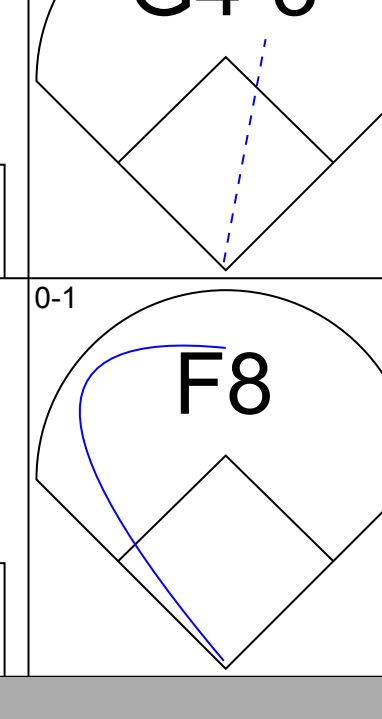
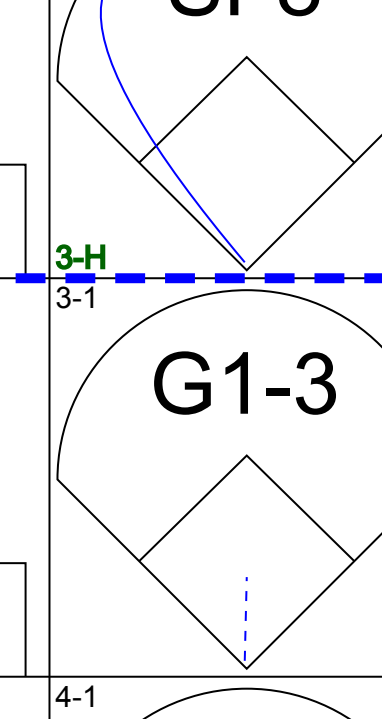
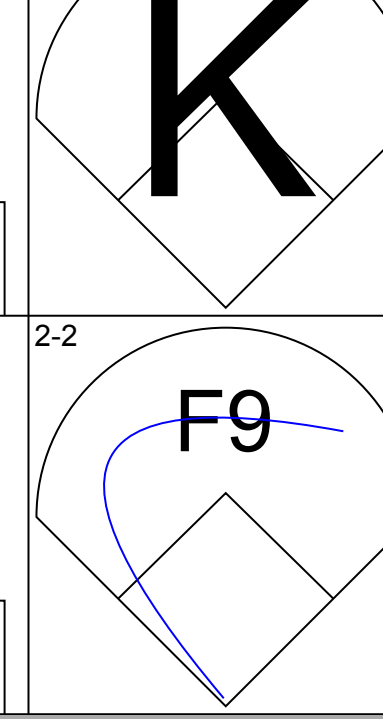
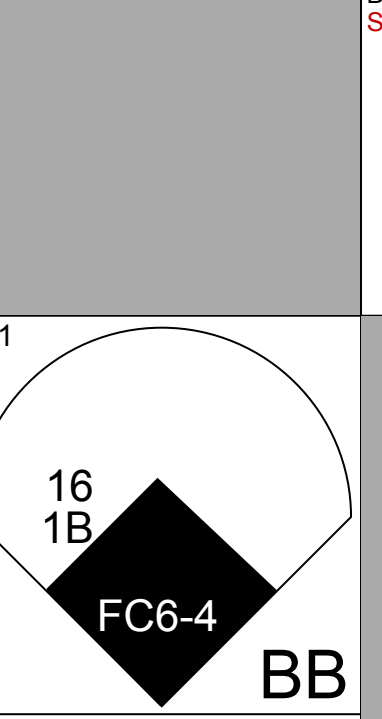
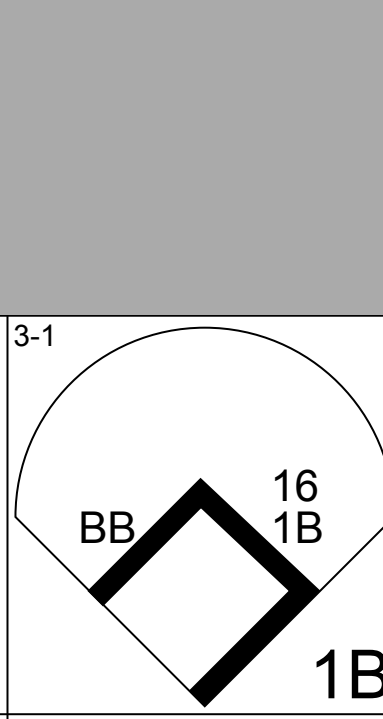
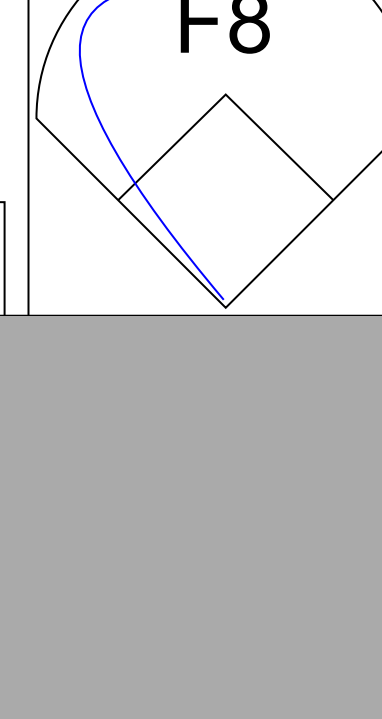
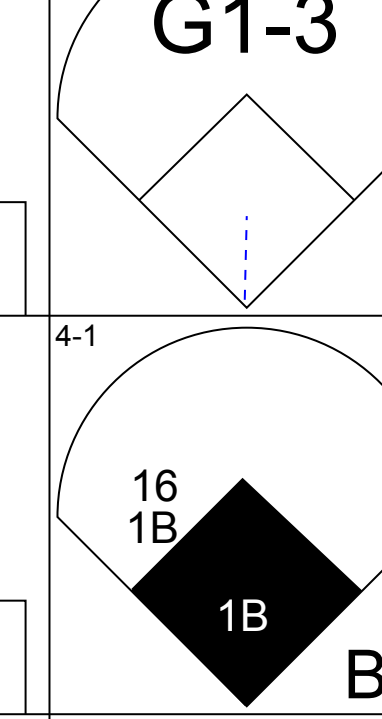
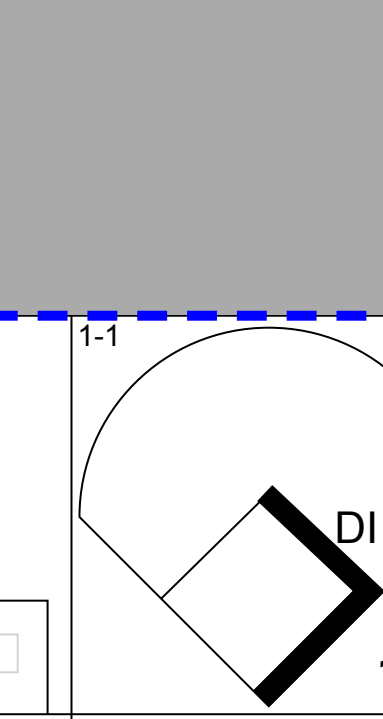
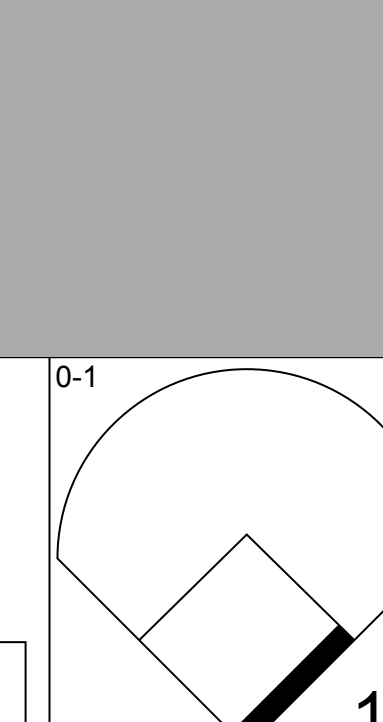
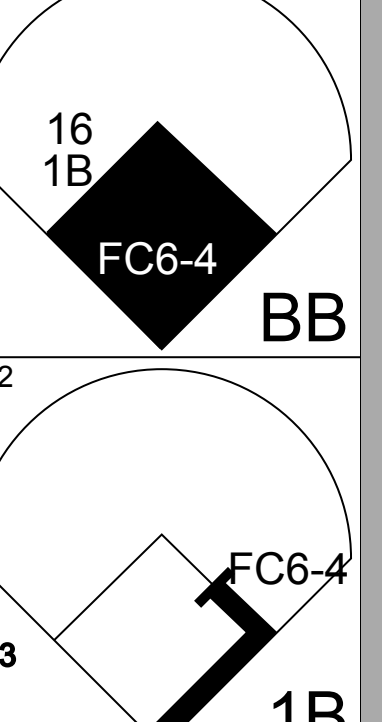
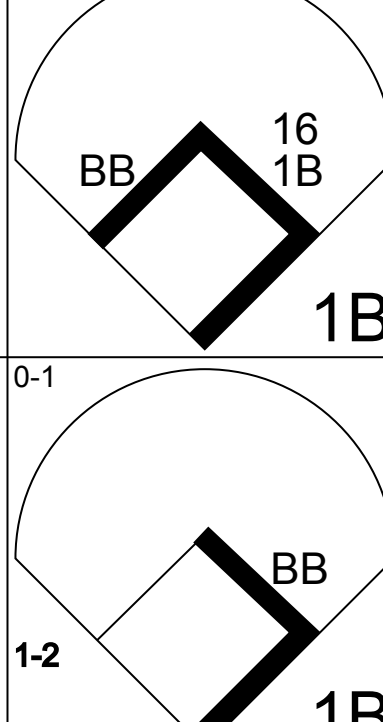

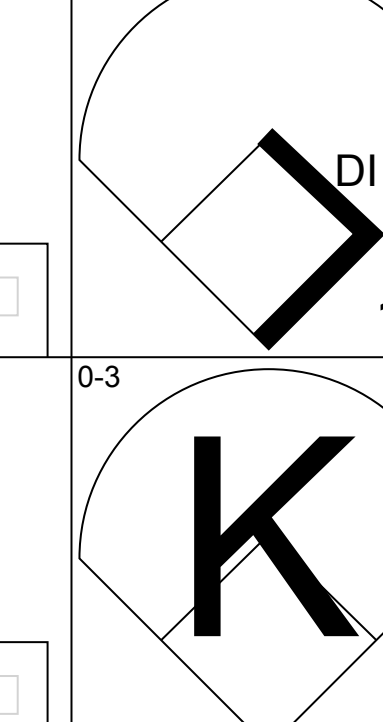


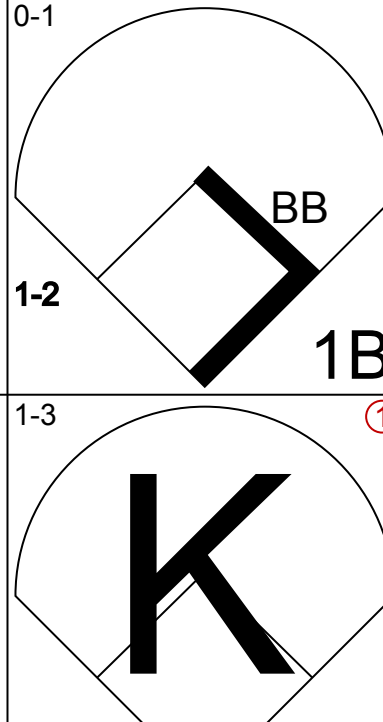

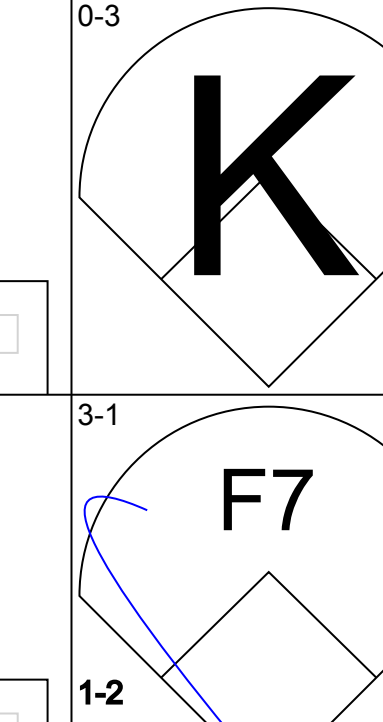


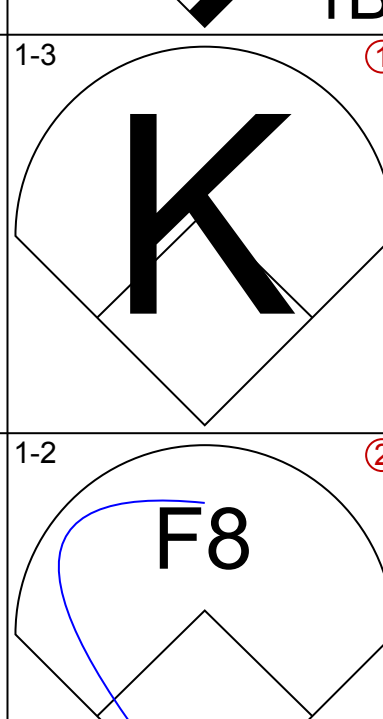

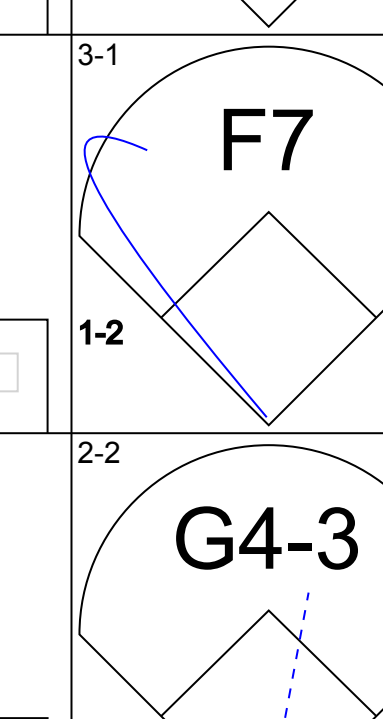

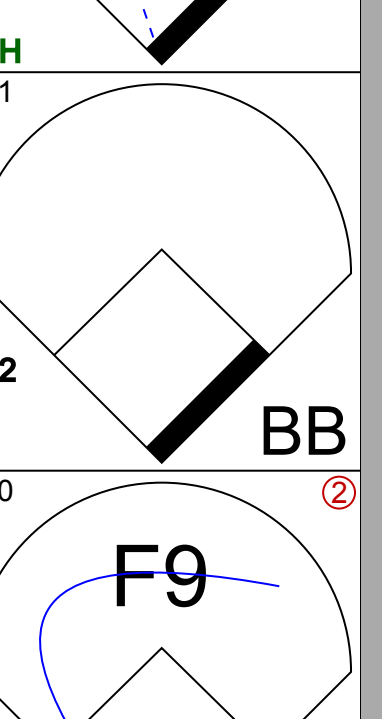
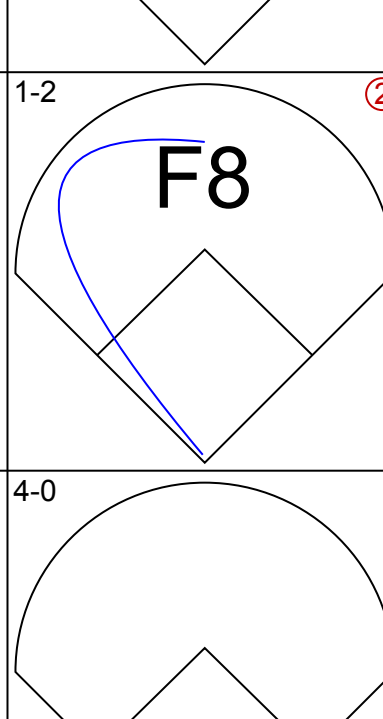

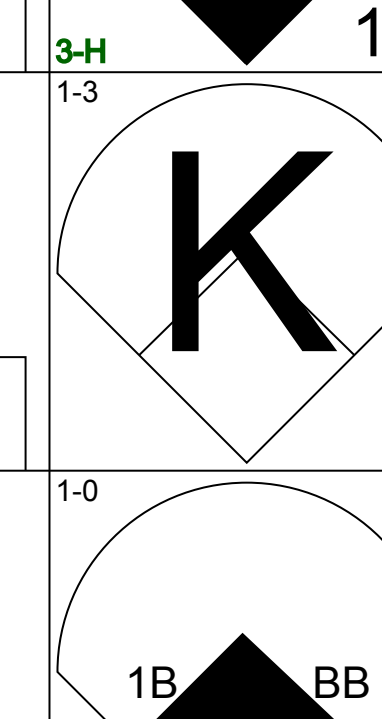
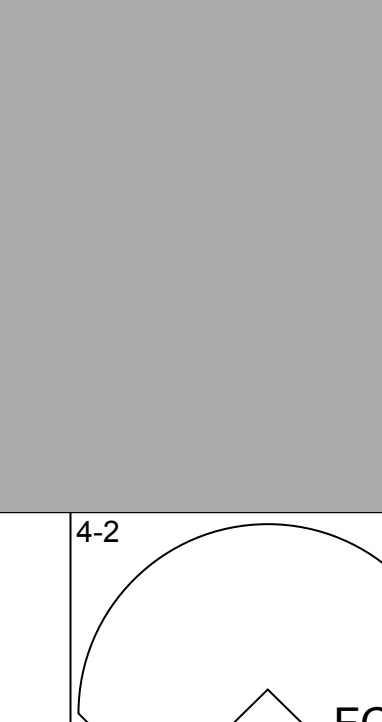

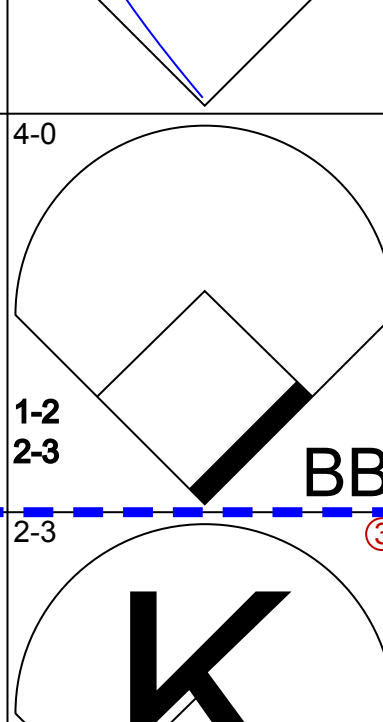
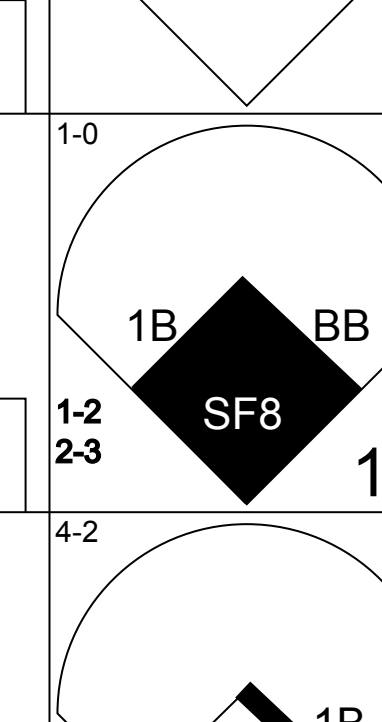


Batter	1	2	3	4	5	6	7	8	9	AB	R	H	RBI	BB	SO	LOB	TOP					
Kenny Lofton, L OBP: 0.355, SLG: 0.418 (1, 8)											5	1	1	0	0	1	4					
Omar Vizquel, S OBP: 0.362, SLG: 0.380 (1, 6)											4	2	2	1	1	0	2					
Roberto Alomar, S OBP: 0.352, SLG: 0.435 (1, 4)											5	1	1	0	0	0	4					
Manny Ramirez, R OBP: 0.445, SLG: 0.678 (1, 9)											2	2	1	1	1	0	1					
David Segui, S OBP: 0.391, SLG: 0.514 (1, 3)											5	0	1	2	0	0	4					
Travis Fryman, R OBP: 0.402, SLG: 0.531 (1, 5)											4	2	2	3	1	0	1					
Jim Thome, L OBP: 0.413, SLG: 0.579 (1, 10)											5	0	1	1	0	0	3					
Wil Cordero, R OBP: 0.328, SLG: 0.474 (8, FR)											4	0	2	1	0	0	0					
Jolbert Cabrera, R OBP: 0.302, SLG: 0.320 (8, FR)											1	1	0	0	0	0	0					
Sandy Alomar Jr., R OBP: 0.338, SLG: 0.430 (1, 2)											3	0	1	0	1	0	2					
Inning Stats	R: 0 E: 0 K: 1 S: 11	H: 1 LOB: 1 BB: 0 P: 17	R: 0 E: 0 K: 0 S: 4	H: 0 LOB: 0 BB: 0 P: 9	R: 0 E: 0 K: 0 S: 6	H: 0 LOB: 0 BB: 0 P: 10	R: 2 E: 1 K: 0 S: 10	H: 2 LOB: 1 BB: 0 P: 16	R: 0 E: 0 K: 0 S: 5	H: 1 LOB: 1 BB: 1 P: 14	R: 2 E: 0 K: 0 S: 19	H: 3 LOB: 2 BB: 1 P: 29	R: 2 E: 0 K: 0 S: 15	H: 2 LOB: 2 BB: 1 P: 29	R: 1 E: 0 K: 0 S: 12	H: 2 LOB: 1 BB: 0 P: 19	R: 2 E: 0 K: 0 S: 12	H: 1 LOB: 0 BB: 1 P: 21	1B: 7 2B: 4 3B: 0 HR: 1	SF: 1 SAC: 0 DP: 2 HBP: 1	WP: 0 PB: 0 SB: 1 CS: 0	PA: 44
PITCHER	IP	WLS	BF	H	R	ER	SO	BB	IBB	HBP	BLK	WP	HR	S	P	ERA	WHIP					
Scott Schoeneweis, L (1, 1)	6.0	L	29	8	6	6	1	3	0	0	0	0	0	9	14	9.00	1.833					
Mark Petkovsek, R (7, 1)	0.2		4	1	0	0	0	0	0	1	0	0	0	3	5	0.00	1.500					
Juan Alvarez, L (7, 1)	0.1		1	0	0	0	0	0	0	0	0	0	0	3	5	0.00	0.000					
Lou Pote, R (8, 1)	1.0		5	2	1	0	0	0	0	0	0	0	0	12	19	0.00	2.000					
Troy Percival, R (9, 1)	1.0		5	1	2	2	0	1	0	0	0	0	1	12	21	18.00	2.000					

Cleveland Indians @ Anaheim Angels
Edison International Field, Anaheim, CA
Sat Aug 26 2000, 10:05 PM EDT
Att: 37,697 - Sunny - 79 F

AB 38
R 9
H 12
RBI 9
BB 4
SO 1
LOB 21



Batter	1	2	3	4	5	6	7	8	9	AB	R	H	RBI	BB	SO	LOB	BOTTOM				
Darin Erstad, L OBP: 0.409, SLG: 0.555 (1, 10)											5	0	1	1	0	1	1				
Kevin Stocker, S OBP: 0.351, SLG: 0.333 (1, 6)											3	0	0	1	1	0	1				
Mo Vaughn, L OBP: 0.375, SLG: 0.532 (1, 3)											5	0	0	0	0	3	4				
Tim Salmon, R OBP: 0.411, SLG: 0.567 (1, 9)											3	2	2	0	2	0	1				
16 Garret Anderson, L OBP: 0.294, SLG: 0.515 (1, 8)											5	1	4	0	0	1	1				
Troy Glaus, R OBP: 0.402, SLG: 0.596 (1, 5)											5	1	1	2	0	2	5				
Adam Kennedy, L OBP: 0.306, SLG: 0.410 (1, 4)											4	0	0	0	1	1	6				
Bengie Molina, R OBP: 0.310, SLG: 0.413 (1, 2)											3	1	1	0	1	0	3				
Ron Gant, R OBP: 0.322, SLG: 0.488 (1, 7)											2	0	0	1	2	2	5				
Inning Stats	R: 0 E: 0 K: 2 S: 11	H: 0 LOB: 1 BB: 1 P: 21	R: 0 E: 0 K: 1 S: 10	H: 1 LOB: 0 BB: 0 P: 13	R: 0 E: 0 K: 1 S: 10	H: 0 LOB: 1 BB: 1 P: 18	R: 1 E: 0 K: 1 S: 12	H: 1 LOB: 2 BB: 2 P: 22	R: 0 E: 0 K: 2 S: 14	H: 2 LOB: 3 BB: 1 P: 25	R: 0 E: 0 K: 0 S: 8	H: 0 LOB: 0 BB: 0 P: 11	R: 4 E: 0 K: 1 S: 25	H: 4 LOB: 2 BB: 2 P: 45	R: 0 E: 0 K: 1 S: 12	H: 1 LOB: 1 BB: 0 P: 18	1B: 9 2B: 0 3B: 0 HR: 0	SF: 1 SAC: 0 DP: 0 HBP: 0	WP: 0 PB: 0 SB: 0 CS: 0	PA: 43	
PITCHER	IP	WLS	BF	H	R	ER	SO	BB	IBB	HBP	BLK	WP	HR	S	P	ERA	WHIP				
Jason Bere, R (1, 1)	5.2	W	26	4	1	1	7	5	0	0	0	0	0	17	29	13.50	1.588				
Paul Shuey, R (6, 1)	1.1	H	6	1	2	2	1	1	0	0	0	0	0	17	29	27.00	6.000				
Steve Karsay, R (8, 1)	0.2		6	3	2	2	1	1	0	0	0	0	0	2	5	0.00	0.000				
Ricardo Rincon, L (8, 1)	0.1	H	1	0	0	0	0	0	0	0	0	0	0	2	5	0.00	0.000				
Bob Wickman, R (9, 1)	1.0		4	1	0	0	1	0	0	0	0	0	0	12	18	0.00	1.000				

Cleveland Indians @ Anaheim Angels
Edison International Field, Anaheim, CA
Sat Aug 26 2000, 10:05 PM EDT
Att: 37,697 - Sunny - 79 F

AB 35
R 5
H 9
RBI 5
BB 7
SO 10
LOB 27



Batter	1	2	3	4	5	6	7	8	9	AB	R	H	RBI	BB	SO	LOB	TOP											
Kenny Lofton, L OBP: 0.356, SLG: 0.419	2-2 FC4-6 1B	2-1 FC4-6 S	0-0 G3-1			1-1 G6-3 1B		0-0 E 2B		5	2	3	0	0	0	4	Cleveland Indians @ Texas Rangers The Ballpark at Arlington, Arlington, TX Mon Aug 28 2000, 8:05 PM EDT Att: 22,134 - Sunny - 98 F											
Omar Vizquel, S OBP: 0.397, SLG: 0.388	3-1 FC4-6 1B	3-2 F8		1-3 K		0-0 G6-3		2-0 E8 1B		5	0	2	0	0	1	2												
Roberto Alomar, S OBP: 0.355, SLG: 0.449	0-1 FC4-6 HBP FC4-6		1-1 HR	3-2 FC6-4 HBP		2-2 F7		1-3 K		4	2	1	1	0	1	4												
Manny Ramirez, R OBP: 0.444, SLG: 0.674	1-1 FC4-6 HBP 1B		1-3 K	1-3 K		3-2 F8		3-3 K		5	0	1	1	0	3	3												
David Segui, S OBP: 0.393, SLG: 0.512	2-2 FC4-6 HBP		0-2 1B E 1B	0-0 FC6-4		0-0 G5-3		1-1 F9		4	1	1	0	0	0	1												
Travis Fryman, R OBP: 0.402, SLG: 0.526	0-0 FC4-6		0-0 E5 1B 1B		1-0 L6		4-2 BB		4-1 CS BB	3	0	0	1	2	0	3												
Jim Thome, L OBP: 0.413, SLG: 0.574	0-0 F8		1-0 F8		4-2 FC6-4 BB		3-1 F2		3-2 F8	4	0	0	0	1	0	6												
Wil Cordero, R OBP: 0.327, SLG: 0.471		1-3 K	3-2 1B		1-1 FC6-4		1-1 F9		1-2 CS	4	0	1	0	0	1	2												
Jolbert Cabrera, R OBP: 0.302, SLG: 0.320			1-2 2-3 1B		1-2 FC6-4				1-2 CS	0	0	0	0	0	0	0												
Einar Diaz, R OBP: 0.315, SLG: 0.400		1-1 FC4-6 1B	1-1 1B		0-0 F9			0-1 G3-1		4	0	2	1	0	0	1												
Inning Stats	R: 2 E: 0 K: 0 S: 13	H: 3 LOB: 2 BB: 0 P: 21	R: 0 E: 0 K: 1 S: 12	H: 1 LOB: 1 BB: 0 P: 19	R: 2 E: 1 K: 1 S: 16	H: 4 LOB: 3 BB: 0 P: 23	R: 0 E: 0 K: 2 S: 10	H: 0 LOB: 1 BB: 0 P: 15	R: 0 E: 0 K: 0 S: 7	H: 0 LOB: 1 BB: 1 P: 13	R: 0 E: 0 K: 0 S: 9	H: 1 LOB: 1 BB: 0 P: 15	R: 0 E: 0 K: 0 S: 7	H: 0 LOB: 1 BB: 1 P: 15	R: 1 E: 1 K: 2 S: 11	H: 2 LOB: 1 BB: 0 P: 17	R: 0 E: 0 K: 0 S: 8	H: 0 LOB: 0 BB: 1 P: 17	1B: 9 2B: 1 3B: 0 HR: 1	SF: 0 SAC: 0 DP: 0 HBP: 2	WP: 0 PB: 0 SB: 1 CS: 1	PA: 44						
PITCHER	IP	WLS	BF	H	R	ER	SO	BB	IBB	HBP	BLK	WP	HR	S	P	ERA	WHIP											
Kenny Rogers, L ERA: 4.48	(1, 1)	7.0	L	35	9	4	3	4	2	0	2	0	0	1	74	121	3.86	1.571										
Darwin Cubllian, R ERA: 6.25	(8, 1)	2.0	S	8	2	1	0	2	1	0	0	0	0	0	19	34	0.00	1.500										

Batter	1	2	3	4	5	6	7	8	9	AB	R	H	RBI	BB	SO	LOB	BOTTOM											
Frank Catalanotto, L OBP: 0.387, SLG: 0.510	4-2 BB		1-1 F7			0-0 F8		2-2 1B		3	0	1	0	1	0	0	Cleveland Indians @ Texas Rangers The Ballpark at Arlington, Arlington, TX Mon Aug 28 2000, 8:05 PM EDT Att: 22,134 - Sunny - 98 F											
Luis Alica, S OBP: 0.352, SLG: 0.379	1-3 K		3-2 G3-1			0-0 F8		0-3 K		4	0	0	0	0	2	2												
29 Rusty Greer, L OBP: 0.373, SLG: 0.464	2-3 K			1-0 G3-1			0-1 1B	1-0 G5-3		4	0	1	0	0	1	2												
Rafael Palmeiro, L OBP: 0.389, SLG: 0.540	3-3 K			2-0 G6-4-3 1B		0-1 P6		0-1 F2		4	0	1	0	0	1	2												
Gabe Kapler, R OBP: 0.339, SLG: 0.447		0-3 K		0-0 G6-4-3		2-3 K		2-1 1B		4	0	1	0	0	2	2												
Ricky Ledee, L OBP: 0.318, SLG: 0.375		4-2 G6-3 BB			1-0 F8		1-2 G6-3		3-2 L3	3	0	0	0	1	0	2												
Bill Haselman, R OBP: 0.307, SLG: 0.441		3-2 G6-3			1-2 G6-3			1-1 HR 1B		4	1	1	0	0	0	2												
Mike Lamb, L OBP: 0.336, SLG: 0.400		1-2 F8			2-1 P6			2-0 HR		3	1	1	2	0	0	1												
Royce Clayton, R OBP: 0.297, SLG: 0.391			1-1 G4-3			1-1 F7		1-1 G3-1		3	0	0	0	0	0	0												
Inning Stats	R: 0 E: 0 K: 3 S: 13	H: 0 LOB: 1 BB: 1 P: 23	R: 0 E: 0 K: 1 S: 15	H: 0 LOB: 1 BB: 1 P: 23	R: 0 E: 0 K: 0 S: 7	H: 0 LOB: 0 BB: 0 P: 12	R: 0 E: 0 K: 0 S: 3	H: 1 LOB: 0 BB: 0 P: 6	R: 0 E: 0 K: 0 S: 6	H: 0 LOB: 0 BB: 0 P: 10	R: 0 E: 0 K: 0 S: 4	H: 0 LOB: 0 BB: 0 P: 5	R: 0 E: 0 K: 1 S: 10	H: 1 LOB: 1 BB: 0 P: 13	R: 2 E: 0 K: 1 S: 14	H: 3 LOB: 1 BB: 0 P: 21		R: 0 E: 0 K: 0 S: 11	H: 1 LOB: 1 BB: 0 P: 18	1B: 5 2B: 0 3B: 0 HR: 1	SF: 0 SAC: 0 DP: 1 HBP: 0	WP: 0 PB: 0 SB: 0 CS: 0	PA: 34					
PITCHER	IP	WLS	BF	H	R	ER	SO	BB	IBB	HBP	BLK	WP	HR	S	P	ERA	WHIP											
Bartolo Colon, R ERA: 4.43	(1, 1)	8.0	W	30	5	2	2	6	2	0	0	0	0	1	72	113	2.25	0.875										
Bob Wickman, R ERA: 3.25	(9, 1)	1.0	S	4	1	0	0	0	0	0	0	0	0	11	18	0.00	1.000											

AB	38
R	5
H	11
RBI	4
BB	3
SO	6
LOB	26



AB	32
R	2
H	6
RBI	2
BB	2
SO	6
LOB	13



Batter	1	2	3	4	5	6	7	8	9	AB	R	H	RBI	BB	SO	LOB	TOP					
Kenny Lofton, L OBP: 0.360, SLG: 0.423 Bill Selby, L OBP: 0.269, SLG: 0.280	F7		BB 1B	WP 1B		2B 2B	2B BB	G5-3		5	2	3	1	1	0	1						
Omar Vizquel, S OBP: 0.395, SLG: 0.391 John McDonald, R OBP: 0.269, SLG: 0.280	E6		BB 1B	BB 1B		P7	G3-1 HR 2B	F8		4	1	2	2	1	0	1						
Roberto Alomar, S OBP: 0.300, SLG: 0.318 Johbert Cabrera, R OBP: 0.300, SLG: 0.318	G5-4-3		BB 1B	BB 1B		E 2B	G3-1	G4-3		4	0	1	1	1	1	4						
Manny Ramirez, R OBP: 0.442, SLG: 0.680			F8			K				6	1	2	2	0	2	4						
Jim Thome, L OBP: 0.414, SLG: 0.578	P1			1B BB	HR BB	E4 BB		K		4	3	1	1	2	1	2						
David Segui, S OBP: 0.396, SLG: 0.519	P4		G5-4-3 1B	HR				K		4	2	2	2	2	1	1						
Travis Fryman, R OBP: 0.400, SLG: 0.523	G5-3		G5-4-3 1B	F3	F9	K				5	0	1	1	0	1	5						
Wil Cordero, R OBP: 0.325, SLG: 0.473			L5	G5-4-3	E6		L8	G5-3 3B		5	1	1	0	0	0	2						
Sandy Alomar Jr., R OBP: 0.339, SLG: 0.427 Einar Diaz, R OBP: 0.318, SLG: 0.400	P4		P4	1B WP 1B	G6-3		BB 2B HBP	G5-3 BB		3	2	1	1	0	0	1						
Inning Stats	R: 0 E: 1 K: 0 S: 11	H: 0 LOB: 0 BB: 0 P: 17	R: 0 E: 0 K: 0 S: 9	H: 1 LOB: 1 BB: 0 P: 14	R: 0 E: 0 K: 1 S: 9	H: 2 LOB: 3 BB: 1 P: 17	R: 3 E: 0 K: 1 S: 16	H: 4 LOB: 2 BB: 2 P: 32	R: 2 E: 1 K: 1 S: 14	H: 1 LOB: 1 BB: 1 P: 23	R: 1 E: 1 K: 1 S: 14	H: 2 LOB: 3 BB: 1 P: 23	R: 5 E: 0 K: 1 S: 20	H: 3 LOB: 1 BB: 2 P: 39	R: 1 E: 0 K: 0 S: 7	H: 1 LOB: 1 BB: 1 P: 12	R: 0 E: 0 K: 3 S: 9	H: 0 LOB: 0 BB: 0 P: 12	1B: 6 2B: 4 3B: 1 HR: 3	SF: 0 SAC: 0 DP: 2 HBP: 1	WP: 1 PB: 0 SB: 0 CS: 0	PA: 51
PITCHER	IP	WLS	BF	H	R	ER	SO	BB	IBB	HBP	BLK	WP	HR	S	P	ERA	WHIP					
Ryan Glynn, R ERA: 5.08	(1, 1)	5.0	L	27	8	5	5	1	4	0	0	0	1	1	59	103	9.00	2.400				
Francisco Cordero, R ERA: 5.6	(6, 1)	1.2		13	4	5	5	1	2	0	1	0	0	1	28	46	27.00	3.600				
40 Matt Perisho, L ERA: 7.35	(7, 1)	2.1		11	2	2	2	4	2	0	0	0	0	1	22	40	7.71	1.714				

Cleveland Indians @ Texas Rangers
The Ballpark at Arlington, Arlington, TX
Tue Aug 29 2000, 8:05 PM EDT
Att: 22,389 - Sunny - 96 F


AB 42
R 12
H 14
RBI 11
BB 8
SO 6
LOB 23



Batter	1	2	3	4	5	6	7	8	9	AB	R	H	RBI	BB	SO	LOB	BOTTOM					
Frank Catalanotto, L OBP: 0.399, SLG: 0.515	P6		F8 2B		G4-3			G4-3 1B		4	0	2	0	0	0	0						
Luis Alica, S OBP: 0.349, SLG: 0.376	G6-3		F8			F9		G4-3		4	0	0	0	0	0	2						
29 Rusty Greer, L OBP: 0.272, SLG: 0.462 Scarborough Green, S OBP: 0.237, SLG: 0.200	F8		BB			F8		K		2	0	0	0	1	0	0						
Rafael Palmeiro, L OBP: 0.389, SLG: 0.545 Pedro Valdes, L OBP: 0.091, SLG: 0.091	G1-3		K			HR		F8		3	1	1	1	0	1	2						
Gabe Kapler, R OBP: 0.337, SLG: 0.444 Mike Lamb, L OBP: 0.335, SLG: 0.399	P4			G1-3		G5-3		F7		3	0	0	0	0	0	0						
Ricky Ledee, L OBP: 0.318, SLG: 0.374			1B 1B	F8			K	G4-3		4	0	1	0	0	1	0						
Bill Haselman, R OBP: 0.313, SLG: 0.445			1B	G5-3			1B			3	0	2	0	0	0	0						
Royce Clayton, R OBP: 0.296, SLG: 0.388 B.J. Wieszgig, R OBP: 0.250, SLG: 0.267	G4-3				F7		L9			3	0	0	0	0	0	3						
Scott Sheldon, R OBP: 0.329, SLG: 0.429			G5-3		G1-3		K			3	0	0	0	0	1	1						
Inning Stats	R: 0 E: 0 K: 0 S: 5	H: 0 LOB: 0 BB: 0 P: 7	R: 0 E: 0 K: 0 S: 17	H: 2 LOB: 2 BB: 0 P: 23	R: 0 E: 0 K: 1 S: 15	H: 1 LOB: 1 BB: 1 P: 22	R: 0 E: 0 K: 0 S: 7	H: 0 LOB: 0 BB: 0 P: 9	R: 0 E: 0 K: 0 S: 12	H: 0 LOB: 0 BB: 0 P: 18	R: 1 E: 0 K: 0 S: 9	H: 1 LOB: 0 BB: 0 P: 16	R: 0 E: 0 K: 2 S: 12	H: 1 LOB: 1 BB: 0 P: 15	R: 0 E: 0 K: 1 S: 9	H: 1 LOB: 0 BB: 0 P: 15	R: 0 E: 0 K: 0 S: 3	H: 0 LOB: 0 BB: 0 P: 5	1B: 4 2B: 1 3B: 0 HR: 1	SF: 0 SAC: 0 DP: 1 HBP: 0	WP: 0 PB: 0 SB: 0 CS: 0	PA: 33
PITCHER	IP	WLS	BF	H	R	ER	SO	BB	IBB	HBP	BLK	WP	HR	S	P	ERA	WHIP					
Steve Woodard, R ERA: 5.9	(1, 1)	6.0	W	23	4	1	1	1	1	0	0	0	0	0	65	95	1.50	0.833				
Steve Reed, R ERA: 4.52	(7, 1)	1.0		4	1	0	0	2	0	0	0	0	0	12	15	0.00	1.000					
Jamie Brewington, R ERA: 4.85	(8, 1)	1.0		3	1	0	0	1	0	0	0	0	0	9	15	0.00	1.000					
Justin Speier, R ERA: 3.27	(9, 1)	1.0		3	0	0	0	0	0	0	0	0	0	3	5	0.00	0.000					

Cleveland Indians @ Texas Rangers
The Ballpark at Arlington, Arlington, TX
Tue Aug 29 2000, 8:05 PM EDT
Att: 22,389 - Sunny - 96 F

AB 32
R 1
H 6
RBI 1
BB 1
SO 4
LOB 8



Batter	1	2	3	4	5	6	7	8	9	AB	R	H	RBI	BB	SO	LOB	TOP											
Kenny Lofton, L OBP: 0.362, SLG: 0.428 (1, 8)										5	1	3	3	0	1	1	Cleveland Indians @ Texas Rangers The Ballpark at Arlington, Arlington, TX Wed Aug 30 2000, 8:05 PM EDT Att: 24,215 - Sunny - 99 F											
Omar Vizquel, S OBP: 0.388, SLG: 0.389 (1, 6)										5	0	1	0	0	1	4												
Roberto Alomar, S OBP: 0.356, SLG: 0.453 (1, 4)										5	0	2	1	0	0	1												
Manny Ramirez, R OBP: 0.444, SLG: 0.678 (1, 9)										4	0	2	0	1	0	1												
David Segui, S OBP: 0.392, SLG: 0.513 (1, 3)										5	0	0	0	0	2	6												
Travis Fryman, R OBP: 0.400, SLG: 0.522 (1, 5)										4	1	1	0	1	0	4												
Jim Thome, L OBP: 0.414, SLG: 0.576 (1, 10)										3	1	1	0	1	1	1												
Wil Cordero, R OBP: 0.327, SLG: 0.473 (8, PR)										4	1	2	1	0	0	1												
Jolbert Cabrera, R OBP: 0.300, SLG: 0.318 (8, 7)										0	0	0	0	0	0	0												
Einar Diaz, R OBP: 0.318, SLG: 0.399 (1, 2)										3	1	1	0	0	0	3												
Inning Stats	R: 0 H: 2 E: 0 K: 0 S: 14	H: 2 LOB: 2 BB: 0 P: 22	R: 0 H: 1 E: 0 K: 0 S: 6	H: 1 LOB: 1 BB: 0 P: 10	R: 0 H: 2 E: 0 K: 1 S: 18	H: 2 LOB: 3 BB: 1 P: 26	R: 0 H: 1 E: 0 K: 2 S: 14	H: 1 LOB: 1 BB: 0 P: 21	R: 0 H: 0 E: 0 K: 1 S: 7	H: 0 LOB: 0 BB: 1 P: 9	R: 0 H: 0 E: 0 K: 0 S: 4	H: 0 LOB: 0 BB: 1 P: 9	R: 2 H: 3 E: 0 K: 0 S: 12	H: 3 LOB: 1 BB: 0 P: 16	R: 3 H: 3 E: 0 K: 0 S: 20	H: 3 LOB: 2 BB: 1 P: 34	R: 0 H: 1 E: 0 K: 1 S: 8	H: 1 LOB: 1 BB: 0 P: 13	1B: 9 2B: 5 3B: 0 HR: 0	SF: 0 SAC: 1 DP: 1 HBP: 0	WP: 0 PB: 0 SB: 1 CS: 0	PA: 42						
PITCHER	IP	WLS	BF	H	R	ER	SO	BB	IBB	HBP	BLK	WP	HR	S	P	ERA	WHIP											
Doug Davis, L ERA: 5.68 (1, 1)	6.2	L	30	9	2	2	4	1	1	0	0	0	0	0	72	108	2.70	1.500										
Tim Crabtree, R ERA: 5.49 (7, 1)	1.0		6	2	3	3	0	0	1	0	0	0	0	0	15	27	27.00	2.000										
Mike Venafro, L ERA: 3.78 (8, 1)	0.1		2	1	0	0	0	0	0	0	0	0	0	0	8	12	0.00	3.000										
59 Jeff Zimmerman, R ERA: 5.93 (9, 1)	1.0		4	1	0	0	1	0	0	0	0	0	0	0	8	13	0.00	1.000										

Batter	1	2	3	4	5	6	7	8	9	AB	R	H	RBI	BB	SO	LOB	BOTTOM										
Frank Catalanotto, L OBP: 0.391, SLG: 0.502 (1, 4)										5	0	0	0	0	0	4	Cleveland Indians @ Texas Rangers The Ballpark at Arlington, Arlington, TX Wed Aug 30 2000, 8:05 PM EDT Att: 24,215 - Sunny - 99 F										
Scarbrough Green, S OBP: 0.234, SLG: 0.200 (1, 8)										5	0	1	0	0	0	1											
29 Rusty Greer, L OBP: 0.373, SLG: 0.459 (1, 10)										4	1	1	0	1	2	1											
Rafael Palmeiro, L OBP: 0.386, SLG: 0.541 (1, 3)										4	0	0	0	0	2	3											
Luis Alicesa, S OBP: 0.349, SLG: 0.376 (9, 4)										0	0	0	0	0	0	0											
Ricky Ledee, L OBP: 0.322, SLG: 0.373 (1, 7)										1	2	0	0	3	0	0											
Pedro Valdes, L OBP: 0.133, SLG: 0.133 (1, 9)										4	0	1	1	0	2	5											
Bill Haselman, R OBP: 0.318, SLG: 0.443 (1, 2)										3	0	1	0	1	0	1											
Royce Clayton, R OBP: 0.299, SLG: 0.391 (1, 6)										4	0	3	2	0	0	1											
Scott Sheldon, R OBP: 0.330, SLG: 0.418 (1, 5)										2	0	0	0	1	0	1											
Mike Lamb, L OBP: 0.334, SLG: 0.398 (8, PH)										1	0	0	0	0	0	2											
Inning Stats	R: 0 H: 1 E: 1 K: 1 S: 12	H: 1 LOB: 3 BB: 2 P: 19	R: 0 H: 1 E: 0 K: 1 S: 14	H: 1 LOB: 2 BB: 1 P: 19	R: 0 H: 1 E: 0 K: 0 S: 4	H: 1 LOB: 0 BB: 0 P: 6	R: 0 H: 1 E: 1 K: 1 S: 9	H: 1 LOB: 0 BB: 0 P: 13	R: 0 H: 1 E: 0 K: 2 S: 10	H: 1 LOB: 1 BB: 0 P: 13	R: 0 H: 1 E: 0 K: 2 S: 18	H: 1 LOB: 0 BB: 3 P: 34	R: 0 H: 0 E: 0 K: 1 S: 9	H: 0 LOB: 0 BB: 0 P: 12	1B: 7 2B: 0 3B: 0 HR: 0	SF: 0 SAC: 0 DP: 1 HBP: 0	WP: 0 PB: 0 SB: 1 CS: 0	PA: 39									
PITCHER	IP	WLS	BF	H	R	ER	SO	BB	IBB	HBP	BLK	WP	HR	S	P	ERA	WHIP										
Dave Burba, R ERA: 4.72 (1, 1)	6.0	W	26	6	1	0	3	3	0	0	0	0	0	6	7	0.00	0.000										
Paul Shuey, R ERA: 3.55 (7, 1)	1.0	H	3	0	0	0	0	0	0	0	0	0	0	6	7	0.00	0.000										
Ricardo Rincon, L ERA: 2.31 (8, 1)	0.2		4	0	2	2	2	2	0	0	0	0	0	13	22	27.00	3.000										
Steve Karsay, R ERA: 3.15 (8, 1)	0.1	H	3	1	0	0	0	1	0	0	0	0	0	5	12	0.00	6.000										
Bob Wickman, R ERA: 3.2 (9, 1)	1.0	S	3	0	0	0	1	0	0	0	0	0	0	9	12	0.00	0.000										

Cleveland Indians @ Texas Rangers
 The Ballpark at Arlington, Arlington, TX
 Wed Aug 30 2000, 8:05 PM EDT
 Att: 24,215 - Sunny - 99 F

AB 38
 R 5
 H 13
 RBI 5
 BB 3
 SO 5
 LOB 22

Cleveland Indians @ Texas Rangers
 The Ballpark at Arlington, Arlington, TX
 Wed Aug 30 2000, 8:05 PM EDT
 Att: 24,215 - Sunny - 99 F

AB 33
 R 3
 H 7
 RBI 3
 BB 6
 SO 6
 LOB 19

Batter	1	2	3	4	5	6	7	8	9	AB	R	H	RBI	BB	SO	LOB	TOP										
Kenny Lofton, L (1, 8) OBP: 0.365, SLG: 0.429	1-2 1B	3-2 F7		2-0 F8		4-2 F9 WP	3-1 1B		0-1 FC4-6	4	1	2	1	1	0	1											
Bill Selby, L (9, FH) OBP: 0.296, SLG: 0.308	1B					BB	1-2 2H		1B	1	0	1	1	0	0	0											
Omar Vizquel, S (1, 6) OBP: 0.388, SLG: 0.390	0-0 F9	1-0 1B		4-2 BB		1-1 L1	2-1 F9		0-0 FC4-6	4	1	1	1	1	0	4											
Russell Branyan, L (9, FH) OBP: 0.333, SLG: 0.585		2H							1-2 2H	1	0	0	0	0	0	1											
Roberto Alomar, S (1, 4) OBP: 0.356, SLG: 0.451	0-0 1B	4-1 BB		1-2 F7		2-0 F9		3-1 G6-3		4	0	1	0	1	0	2											
Manny Ramirez, R (1, 9) OBP: 0.444, SLG: 0.673	2-3 K	2-2 BB		2-3 K		4-2 BB		0-0 G6-3		4	0	1	1	1	2	3											
Jim Thome, L (1, 10) OBP: 0.412, SLG: 0.572	0-3 K	2-3 K				3-1 P5		0-1 1B		5	0	1	0	0	2	5											
David Sequi, S (1, 3) OBP: 0.392, SLG: 0.514		2-2 HR		0-0 F5		2-0 F9		0-0 G4-3		5	2	2	0	0	0	1											
Travis Fryman, R (1, 5) OBP: 0.400, SLG: 0.530		1-2 HR		1-0 F9		2-2 1B		0-1 F4		5	1	2	2	0	0	1											
Wil Cordero, R (1, 7) OBP: 0.329, SLG: 0.473		0-1 F9		4-2 FC4-6		1-1 1B		1-0 F9		4	1	2	0	1	0	1											
Einar Diaz, R (1, 2) OBP: 0.320, SLG: 0.401		1-2 2B		2-2 FC4-6		0-1 P6		4-0 1B		4	1	1	0	1	0	4											
Inning Stats	R: 0 E: 0 K: 2 S: 12	H: 2 LOB: 2 BB: 0 P: 15	R: 4 E: 0 K: 1 S: 26	H: 5 LOB: 2 BB: 1 P: 42	R: 0 E: 0 K: 1 S: 9	H: 0 LOB: 1 BB: 1 P: 16	R: 0 E: 0 K: 1 S: 11	H: 0 LOB: 1 BB: 0 P: 20	R: 0 E: 0 K: 0 S: 12	H: 2 LOB: 2 BB: 0 P: 20	R: 1 E: 1 K: 0 S: 13	H: 0 LOB: 1 BB: 2 P: 26	R: 1 E: 0 K: 0 S: 10	H: 2 LOB: 2 BB: 1 P: 21	R: 0 E: 0 K: 0 S: 6	H: 1 LOB: 1 BB: 0 P: 9	R: 1 E: 0 K: 0 S: 17	H: 2 LOB: 1 BB: 0 P: 25	1B: 9 2B: 4 3B: 0 HR: 1	SF: 0 SAC: 0 DP: 0 HBP: 0	WP: 1 PB: 0 SB: 0 CS: 0	PA: 47					
PITCHER	IP	WLS	BF	H	R	ER	SO	BB	IBB	HBP	BLK	WP	HR	S	P	ERA	WHIP										
Brian Sikorski, R (1, 1) ERA: 4.5	5.0		27	9	4	4	4	3	0	0	0	0	1	70	113	7.20	2.400										
40 Matt Pensch, L (6, 1) ERA: 7.29	0.2		3	0	1	0	0	1	0	0	0	0	0	7	14	0.00	1.500										
Tim Crabtree, R (6, 1) ERA: 5.54	1.0		6	1	1	1	0	2	0	0	0	1	0	12	24	9.00	3.000										
Mike Venafro, L (7, 1) ERA: 3.88	1.1	W	6	2	0	0	0	0	0	0	0	0	0	10	18	0.00	1.500										
John Wetteland, R (9, 1) ERA: 4.01	1.0		5	2	1	1	0	0	0	0	0	0	0	17	25	9.00	2.000										

Cleveland Indians @ Texas Rangers
The Ballpark at Arlington, Arlington, TX
Thu Aug 31 2000, 8:05 PM EDT
Att: 27,333 - Sunny - 100 F

AB 41
R 7
H 14
RBI 6
BB 6
SO 4
LOB 23



Batter	1	2	3	4	5	6	7	8	9	AB	R	H	RBI	BB	SO	LOB	BOTTOM										
Luis Altea, S (1, 4) OBP: 0.354, SLG: 0.389	1-1 G6-3		0-2 1B	3-2 F7		4-1 29 1B	0-0 SH1-3	3-1 HR		5	5	4	2	1	0	0											
Chad Curtis, R (1, 10) OBP: 0.339, SLG: 0.439	2-2 G6-3		3-2 29 1B	3-2 1B		0-0 SH1-3	0-0 29 1B	0-2 HR		5	3	4	1	0	0	1											
29 Rusty Greer, L (1, 7) OBP: 0.380, SLG: 0.465	2-3 1B		1-3 BB	1-3 1B		1-2 2H	1-3 2H	1B		6	3	5	4	0	1	1											
Rafael Palmeiro, L (1, 3) OBP: 0.393, SLG: 0.544	0-1 FC5-4		4-2 FC3-2			4-2 BB	4-2 FC3-6	2-2 3B		3	1	3	1	3	0	0											
Ricky Ledee, L (1, 8) OBP: 0.320, SLG: 0.375	1-3 1B		1-2 BB			1-2 BB	1-2 BB	1B		6	0	1	3	0	1	10											
Gabe Kapler, R (1, 9) OBP: 0.339, SLG: 0.443	0-0 FC5-4		0-3 K			3-1 F8	1-0 P6	2-2 FC3-6		5	0	2	3	1	0	3											
Mike Lamb, L (1, 5) OBP: 0.333, SLG: 0.394	1-2 CS		1-2 3H			1-2 BB	1-2 BB	3B		4	0	0	0	1	0	5											
Scott Sheldon, R (1, 6) OBP: 0.333, SLG: 0.410	2-2 CS		4-1 FC3-2			3-1 BB	1-2 1B	2-2 L4		4	1	1	0	1	3	6											
B.J. Waszgis, R (1, 2) OBP: 0.238, SLG: 0.250	0-1 G3-1		0-1 FC3-2			4-0 BB	0-2 F8	0-1 F7		4	0	0	0	1	0	5											
Inning Stats	R: 2 E: 0 K: 0 S: 11	H: 3 LOB: 0 BB: 0 P: 18	R: 0 E: 0 K: 0 S: 10	H: 0 LOB: 1 BB: 1 P: 16	R: 2 E: 0 K: 2 S: 18	H: 3 LOB: 3 BB: 2 P: 30	R: 0 E: 0 K: 1 S: 19	H: 1 LOB: 1 BB: 0 P: 31	R: 0 E: 0 K: 2 S: 12	H: 2 LOB: 3 BB: 1 P: 25	R: 2 E: 0 K: 0 S: 15	H: 2 LOB: 2 BB: 2 P: 27	R: 3 E: 0 K: 1 S: 17	H: 4 LOB: 2 BB: 1 P: 27	R: 5 E: 0 K: 1 S: 26	H: 6 LOB: 1 BB: 0 P: 40	R: 5 E: 0 K: 1 S: 26	H: 6 LOB: 1 BB: 0 P: 40	1B: 17 2B: 2 3B: 1 HR: 1	SF: 0 SAC: 1 DP: 0 HBP: 0	WP: 0 PB: 0 SB: 1 CS: 1	PA: 52					
PITCHER	IP	WLS	BF	H	R	ER	SO	BB	IBB	HBP	BLK	WP	HR	S	P	ERA	WHIP										
Jason Bere, R (1, 1) ERA: 5.09	2.1		15	6	4	4	1	3	0	0	0	0	0	30	54	0.00	2.000										
Justin Speier, R (3, 1) ERA: 3.15	2.0		10	3	0	0	2	1	0	0	0	0	0	8	14	9.00	1.000										
Steve Reed, R (5, 1) ERA: 4.63	1.0		4	0	1	1	2	1	0	0	0	0	0	5	12	0.00	6.000										
Ricardo Rincon, L (6, 1) ERA: 3.0	0.1	H	3	1	0	0	0	1	0	0	0	0	0	5	12	0.00	6.000										
Steve Karsay, R (6, 1) ERA: 3.58	0.2	L	6	4	4	4	1	0	0	0	0	0	0	16	19	54.00	6.000										
PITCHER	IP	WLS	BF	H	R	ER	SO	BB	IBB	HBP	BLK	WP	HR	S	P	ERA	WHIP										
Paul Shuey, R (7, 1) ERA: 3.5	0.2		9	6	5	5	1	0	0	0	0	0	0	26	40	45.00	6.000										
Jamie Brewington, R (8, 1) ERA: 5.88	1.0		9	6	5	5	1	0	0	0	0	0	1	26	40	45.00	6.000										

Cleveland Indians @ Texas Rangers
The Ballpark at Arlington, Arlington, TX
Thu Aug 31 2000, 8:05 PM EDT
Att: 27,333 - Sunny - 100 F

AB 43
R 14
H 21
RBI 14
BB 7
SO 7
LOB 31



Batter	1	2	3	4	5	6	7	8	9	AB	R	H	RBI	BB	SO	LOB	TOP										
Brady Anderson, L (1, 8) OBP: 0.358, SLG: 0.411	F8		G5-4-3			1B		G3		4	1	2	0	0	0	0											
6 Melvin Mora, R (1, 6) OBP: 0.346, SLG: 0.445 Chris Richard, L (8, 3) OBP: 0.302, SLG: 0.460	F8		G5-4-3			F8		G4-3		3	0	0	0	0	0	3											
Delino DeShields, L (1, 7) OBP: 0.370, SLG: 0.444	P6							G6-3		4	0	2	1	0	0	0											
Albert Belle, R (1, 9) OBP: 0.336, SLG: 0.471						G5-3		G6-3		4	0	0	0	0	1	1											
Jeff Conine, R (1, 3) OBP: 0.337, SLG: 0.431						F8				3	0	0	0	0	0	0											
Cal Ripken Jr., R (1, 10) OBP: 0.290, SLG: 0.443						F8				3	0	1	0	0	0	0											
Brook Fordyce, R (1, 2) OBP: 0.331, SLG: 0.509										3	1	1	1	0	0	1											
Mark Lewis, R (1, 5) OBP: 0.315, SLG: 0.409										2	0	1	0	1	0	0											
Jerry Hairston, R (1, 4) OBP: 0.341, SLG: 0.438										2	0	0	0	0	0	1											
Inning Stats	R: 0 E: 0 K: 0 S: 4	H: 0 LOB: 0 BB: 0 P: 10	R: 0 E: 0 K: 0 S: 8	H: 1 LOB: 1 BB: 0 P: 12	R: 0 E: 0 K: 0 S: 9	H: 2 LOB: 1 BB: 0 P: 14	R: 0 E: 0 K: 1 S: 7	H: 1 LOB: 0 BB: 0 P: 10	R: 1 E: 0 K: 0 S: 9	H: 1 LOB: 0 BB: 1 P: 19	R: 1 E: 0 K: 0 S: 8	H: 2 LOB: 0 BB: 0 P: 11	R: 0 E: 0 K: 0 S: 8	H: 0 LOB: 0 BB: 0 P: 13	R: 0 E: 0 K: 0 S: 7	H: 0 LOB: 0 BB: 0 P: 13	R: 0 E: 0 K: 0 S: 10	H: 0 LOB: 0 BB: 0 P: 14	1B: 5 2B: 1 3B: 0 HR: 1	SF: 0 SAC: 1 DP: 2 HBP: 0	WP: 0 PB: 0 SB: 0 CS: 1	PA: 31					
PITCHER	IP	WLS	BF	H	R	ER	SO	BB	IBB	HBP	BLK	WP	HR	S	P	ERA	WHIP										
Chuck Finley, L (1, 1) ERA: 4.31	7.0	W	25	7	2	2	1	1	0	0	0	0	1	53	89	2.57	1.143										
Paul Shuey, R (8, 1) ERA: 3.42	1.0	H	3	0	0	0	0	0	0	0	0	0	0	7	13	0.00	0.000										
Bob Wickman, R (9, 1) ERA: 3.15	1.0	S	3	0	0	0	0	0	0	0	0	0	0	10	14	0.00	0.000										

Baltimore Orioles @ Cleveland Indians
Jacobs Field, Cleveland, OH
Fri Sep 01 2000, 7:05 PM EDT
Att: 42,647 - Sunny - 80 F

AB	29
R	2
H	7
RBI	2
BB	1
SO	1
LOB	6



Batter	1	2	3	4	5	6	7	8	9	AB	R	H	RBI	BB	SO	LOB	BOTTOM										
Kenny Lofton, L (1, 8) OBP: 0.366, SLG: 0.432	S G6-3					B1-3		G4-3		4	1	2	0	0	0	1											
Omar Vizquel, S (1, 6) OBP: 0.397, SLG: 0.388	G6-3		P6			F8 1B		G6-3		3	1	0	1	1	0	1											
Roberto Alomar, S (1, 4) OBP: 0.357, SLG: 0.450	G4-3		K			F8 1B		1B PB 2B		3	2	1	0	1	1	1											
Manny Ramirez, R (1, 9) OBP: 0.444, SLG: 0.670 Jolbert Cabrera, R (7, PR) OBP: 0.300, SLG: 0.318	PB		K			F8		2B 1B		3	0	1	0	1	1	3											
Jim Thome, L (1, 3) OBP: 0.415, SLG: 0.572						FC6-4 1B		K		2	1	1	2	2	1	2											
David Segui, S (1, 10) OBP: 0.393, SLG: 0.516	G4-3					FC6-4 1B		G1-3		4	0	2	1	0	0	3											
Travis Fryman, R (1, 5) OBP: 0.399, SLG: 0.527						FC6-4 1B		G3-1		4	0	1	0	0	0	2											
Wil Cordero, R (1, 7) OBP: 0.333, SLG: 0.476 Dave Roberts, L (9, 7) OBP: 0.333, SLG: 0.333								F9		4	0	3	1	0	0	0											
Sandy Alomar Jr., R (1, 2) OBP: 0.334, SLG: 0.420								F9		4	0	0	0	0	0	5											
Inning Stats	R: 1 E: 0 K: 0 S: 12	H: 1 LOB: 2 BB: 2 P: 25	R: 0 E: 0 K: 0 S: 4	H: 2 LOB: 0 BB: 0 P: 9	R: 0 E: 0 K: 2 S: 8	H: 1 LOB: 1 BB: 0 P: 12	R: 1 E: 0 K: 0 S: 13	H: 2 LOB: 1 BB: 1 P: 24	R: 2 E: 0 K: 0 S: 14	H: 2 LOB: 1 BB: 1 P: 23	R: 0 E: 0 K: 0 S: 8	H: 1 LOB: 1 BB: 0 P: 13	R: 1 E: 0 K: 1 S: 15	H: 2 LOB: 3 BB: 1 P: 26	R: 0 E: 0 K: 0 S: 7	H: 0 LOB: 0 BB: 0 P: 10	1B: 9 2B: 2 3B: 1 HR: 0	SF: 0 SAC: 0 DP: 1 HBP: 0	WP: 0 PB: 3 SB: 1 CS: 0	PA: 36							
PITCHER	IP	WLS	BF	H	R	ER	SO	BB	IBB	HBP	BLK	WP	HR	S	P	ERA	WHIP										
Sidney Ponson, R (1, 1) ERA: 5.33	6.1	L	31	10	5	5	2	5	0	0	0	0	0	66	122	7.11	2.368										
Chuck McElroy, L (7, 1) ERA: 6.02	1.2		5	1	0	0	1	0	0	0	0	0	0	15	20	0.00	0.600										

Baltimore Orioles @ Cleveland Indians
Jacobs Field, Cleveland, OH
Fri Sep 01 2000, 7:05 PM EDT
Att: 42,647 - Sunny - 80 F

AB	31
R	5
H	11
RBI	5
BB	5
SO	3
LOB	18



Batter	1	2	3	4	5	6	7	8	9	AB	R	H	RBI	BB	SO	LOB	TOP																				
Brady Anderson, L (1, 9) OBP: 0.360, SLG: 0.411	1-3 K		4-1 BB		1-1 F9		0-1 1B 1-2 1B	4-2 BB		3	1	1	0	2	1	2	Baltimore Orioles @ Cleveland Indians Jacobs Field, Cleveland, OH Sat Sep 02 2000, 1:05 PM EDT Att: 42,736 - Cloudy - 77 F																				
Jerry Hairston, R (1, 4) OBP: 0.345, SLG: 0.429	3-2 P6		2-2 G1-2-3 3-H			4-0 2B BB	1-2 1B 1-2-3 1B	2-0 P4		4	2	1	0	1	0	4																					
Delino DeShields, L (1, 7) OBP: 0.373, SLG: 0.447	0-1 F9			4-1 G6-4-3 BB		2-2 1B 1-H SF7 2B	1-2 CS 1B 1-2 2-H 3-H 1B		0-1 B2-3	4	1	2	3	1	0	0																					
Albert Belle, R (1, 10) OBP: 0.338, SLG: 0.473 Trenidad Hubbard, R (9, PR) OBP: 0.280, SLG: 0.284		4-2 G4-6-3 BB		1-3 K		1-3 K	0-1 CS 2B 1B 1-2 2-H		0-0 BLK 2B	4	1	2	1	1	2	2																					
Jeff Conine, R (1, 5) OBP: 0.341, SLG: 0.438	0-1 G4-6-3 1-2		0-2 G6-4-3 1-2			1-1 1B	1-2 1B 1-1 2-3 2B		0-1 2B	5	1	3	2	0	0	2																					
Chris Richard, L (1, 3) OBP: 0.313, SLG: 0.461	0-3 K				3-1 1B	2-1 SF7	4-0 IBB		4-0 1B IBB	2	0	1	1	2	1	0																					
Mark Lewis, R (1, 6) OBP: 0.324, SLG: 0.412			4-0 2B G1-2-3 BB		0-1 1B	0-1 F9	0-3 K		2-1 G5-4-3 1B	4	0	2	1	1	1	3																					
Fernando Lunar, R (1, 2) OBP: 0.262, SLG: 0.190 Brook Fordyce, R (9, PH) OBP: 0.226, SLG: 0.507			0-1 F2		2-3 K		1-1 FC5-4 HBP	3-2 F3	0-0 G5-4-3 1-2	3	0	0	0	0	1	3																					
Gene Kingsale, S (1, 8) OBP: 0.250, SLG: 0.500			0-0 2B		1-0 F9		1-0 FC5-4 1B 1-2 1B	1-0 F8		4	1	1	0	0	0	3																					
Inning Stats	R: 0 E: 0 K: 1 S: 10	H: 0 LOB: 0 BB: 14	R: 0 E: 0 K: 1 S: 8	H: 0 LOB: 0 BB: 12	R: 0 E: 0 K: 1 S: 8	H: 1 LOB: 2 BB: 2 P: 18	R: 0 E: 0 K: 1 S: 8	H: 0 LOB: 0 BB: 1 P: 13	R: 0 E: 0 K: 1 S: 12	H: 2 LOB: 2 BB: 0 P: 19	R: 2 E: 0 K: 1 S: 12	H: 2 LOB: 1 BB: 1 P: 22	R: 4 E: 0 K: 1 S: 19	H: 5 LOB: 2 BB: 1 P: 28	R: 0 E: 0 K: 0 S: 10	H: 0 LOB: 1 BB: 1 P: 20		R: 2 E: 0 K: 0 S: 8	H: 3 LOB: 2 BB: 1 P: 14	1B: 8 2B: 5 3B: 0 HR: 0	SF: 1 SAC: 0 DP: 4 HBP: 1	WP: 0 PA: 44 PB: 0 SB: 0 CS: 2															
PITCHER	IP	WLS	BF	H	R	ER	SO	BB	IBB	HBP	BLK	WP	HR	S	P	ERA	WHIP	PITCHER		IP	WLS	BF	H	R	ER	SO	BB	IBB	HBP	BLK	WP	HR	S	P	ERA	WHIP	
Bartolo Colon, R (1, 1) ERA: 4.34	5.0	B	20	3	1	1	4	5	0	0	0	0	0	46	80	1.80	1.600	Jim Brower, R (9, 1) ERA: 6.5		0.2	1	0	0	0	0	0	0	0	0	0	0	1	1	0.00	0.000		
Chris Nething, R (6, 1) ERA: 9.0	1.0	B	5	2	1	1	1	0	0	0	0	0	0	12	18	9.00	2.000																				
Steve Karsay, R (7, 1) ERA: 3.98	0.1	L	5	3	4	4	0	0	0	1	0	0	0	0	11	15	108.00	9.000																			
Steve Reed, R (7, 1) ERA: 4.75	0.2		4	2	0	0	1	0	1	0	0	0	0	8	13	0.00	3.000																				
Justin Speier, R (8, 1) ERA: 3.4	1.1		9	3	2	2	0	1	1	0	1	0	0	17	33	13.50	3.000																				
Kenny Lofton, L (1, 8) OBP: 0.366, SLG: 0.435	4-1 1B SF9 BB		3-2 1-H 3B		3-2 G6-3		2-2 G4-3		1-1 G6-3	4	1	1	1	1	0	0	Baltimore Orioles @ Cleveland Indians Jacobs Field, Cleveland, OH Sat Sep 02 2000, 1:05 PM EDT Att: 42,736 - Cloudy - 77 F																				
Omar Vizquel, S (1, 6) OBP: 0.388, SLG: 0.388	3-2 BB 1-3 1B		2-0 F9		1-2 G5-3		0-1 G5-3		2-2 BB 1B	5	1	2	0	0	1																						
Roberto Alomar, S (1, 4) OBP: 0.356, SLG: 0.448	2-2 SF9 3-H		2-2 F8		3-1 G6-3		0-1 G4-3		4-1 S 1B 1-2 BB	3	0	0	1	1	0																						
Manny Ramirez, R (1, 9) OBP: 0.449, SLG: 0.671 Jolbert Cabrera, R (9, PR) OBP: 0.300, SLG: 0.318	4-2 BB 1-2 BB		3-2 G6-3		1-2 1B SF8 1B		1-0 2B E 1B		1-0 S 1B 1-2 2-H 1B	4	2	3	1	1	0																						
Jim Thome, L (1, 10) OBP: 0.413, SLG: 0.568	0-0 F7		3-3 K		0-0 1B		1-0 F7		1-2 F7	5	0	1	0	0	1																						
David Segui, S (1, 3) OBP: 0.389, SLG: 0.512	3-2 G3				0-1 G1-3		3-0 SF8		1-2 E5 2B	4	1	0	1	0	0																						
Travis Fryman, R (1, 5) OBP: 0.398, SLG: 0.527		0-0 G6-3		1-0 F8		3-2 F2		1-0 WP 1-H 2-H 2B		4	0	1	2	0	0																						
Wil Cordero, R (1, 7) OBP: 0.332, SLG: 0.473		3-2 P4		1-0 E5		0-0 F9		4-2 2-3 BB		3	0	0	0	1	0																						
Einar Diaz, R (1, 2) OBP: 0.320, SLG: 0.400 Bill Selby, L (8, PH) OBP: 0.296, SLG: 0.296 Sandy Alomar Jr., R (9, 2) OBP: 0.334, SLG: 0.420		2-1 3B 1B		1-0 F7		0-0 F9		1-1 L3		3	1	1	0	0	0																						
Inning Stats	R: 1 E: 0 K: 0 S: 17	H: 1 LOB: 2 BB: 2 P: 33	R: 1 E: 0 K: 0 S: 12	H: 2 LOB: 1 BB: 0 P: 22	R: 0 E: 0 K: 1 S: 9	H: 0 LOB: 0 BB: 0 P: 17	R: 0 E: 1 K: 0 S: 5	H: 0 LOB: 1 BB: 0 P: 8	R: 0 E: 0 K: 0 S: 9	H: 0 LOB: 0 BB: 0 P: 16	R: 1 E: 0 K: 0 S: 11	H: 2 LOB: 1 BB: 0 P: 18	R: 0 E: 1 K: 0 S: 8	H: 0 LOB: 0 BB: 0 P: 10	R: 2 E: 0 K: 0 S: 13	H: 2 LOB: 2 BB: 1 P: 22		R: 1 E: 0 K: 0 S: 13	H: 2 LOB: 3 BB: 1 P: 24	1B: 7 2B: 1 3B: 1 HR: 0	SF: 2 SAC: 0 DP: 0 HBP: 0	WP: 1 PA: 42 PB: 0 SB: 2 CS: 0															
PITCHER	IP	WLS	BF	H	R	ER	SO	BB	IBB	HBP	BLK	WP	HR	S	P	ERA	WHIP	PITCHER		IP	WLS	BF	H	R	ER	SO	BB	IBB	HBP	BLK	WP	HR	S	P	ERA	WHIP	
Pat Rapp, R (1, 1) ERA: 5.86	6.0	W	26	5	3	3	3	2	0	0	0	0	0	63	114	4.50	1.167	Mike Trombley, R (8, 1) ERA: 4.77		0.1	H	3	1	0	0	0	1	0	6	12	0.00	6.000					
Buddy Groom, L (7, 1) ERA: 3.7	1.2	H	7	1	2	0	0	0	0	0	0	0	0	15	20	0.00	0.600	Ryan Kohlmeier, R (9, 1) ERA: 2.16		1.0	S	6	2	1	1	0	1	0	13	24	9.00	3.000					



Batter	1	2	3	4	5	6	7	8	9	AB	R	H	RBI	BB	SO	LOB	TOP				
Gerald Williams, R OBP: 0.321, SLG: 0.449	F7		F7		F8			G5-3		4	0	0	0	0	0	2					
Miguel Cairo, R OBP: 0.319, SLG: 0.335	F7		L4			G5-3		P4		4	0	0	0	0	0	1					
Steve Cox, L OBP: 0.404, SLG: 0.481	2B			2B				HR		3	1	3	1	1	0	0					
Fred McGriff, L OBP: 0.365, SLG: 0.444	P6			L7				1B		3	0	1	0	1	0	2					
Greg Vaughn, R OBP: 0.376, SLG: 0.510		K2-3		F8				P6		4	0	0	0	0	2	3					
Aubrey Huff, L OBP: 0.313, SLG: 0.449	G6-3			K						4	0	0	0	0	1	1					
John Flaherty, R OBP: 0.306, SLG: 0.373	K2-3				G6-3			K		4	0	1	0	0	2	0					
Jason Tyner, L OBP: 0.274, SLG: 0.279				SH1-3 1B	B3 1B			FC6-4 1B		3	0	2	0	1	0	1					
Felix Martinez, S OBP: 0.312, SLG: 0.294			SH1-3		B3			G6-3		3	0	0	0	0	1	3					
Inning Stats	R: 0 E: 0 K: 0 S: 7	H: 1 LOB: 1 BB: 0 P: 11	R: 0 E: 0 K: 2 S: 7	H: 0 LOB: 0 BB: 0 P: 8	R: 0 E: 0 K: 1 S: 6	H: 1 LOB: 1 BB: 0 P: 8	R: 0 E: 0 K: 1 S: 8	H: 1 LOB: 1 BB: 0 P: 13	R: 0 E: 0 K: 0 S: 9	H: 0 LOB: 1 BB: 2 P: 19	R: 0 E: 0 K: 0 S: 8	H: 1 LOB: 0 BB: 0 P: 12	R: 1 E: 0 K: 0 S: 11	H: 2 LOB: 1 BB: 0 P: 18	R: 0 E: 0 K: 2 S: 10	H: 0 LOB: 1 BB: 1 P: 20	1B: 4 2B: 2 3B: 0 HR: 1	SF: 0 SAC: 1 DP: 0 HBP: 0	WP: 1 PB: 0 SB: 0 CS: 0	PA: 36	
PITCHER	IP	WLS	BF	H	R	ER	SO	BB	IBB	HBP	BLK	WP	HR	S	P	ERA	WHIP				
Dave Burba, R ERA: 4.55	(1, 1)	7.2	W	31	7	1	1	4	2	0	0	0	1	1	64	100	1.17	1.174			
Paul Shuey, R ERA: 3.6	(8, 1)	1.1		5	0	0	0	2	1	0	0	0	0	0	11	22	0.00	0.750			

Tampa Bay Devil Rays @ Cleveland Indians
Jacobs Field, Cleveland, OH
Mon Sep 04 2000, 1:05 PM EDT
Att: 42,628 - Cloudy - 69 F

AB 32
R 1
H 7
RBI 1
BB 3
SO 6
LOB 13

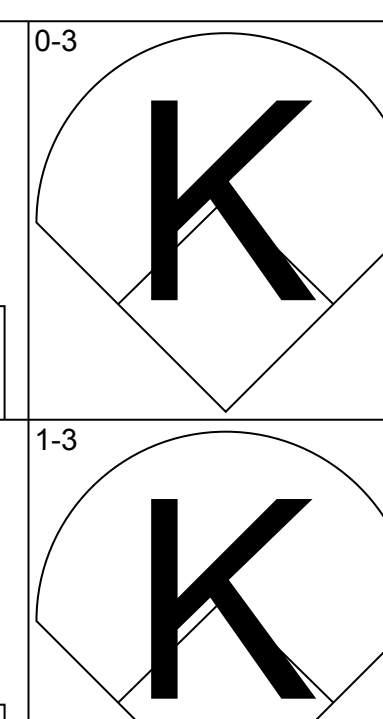
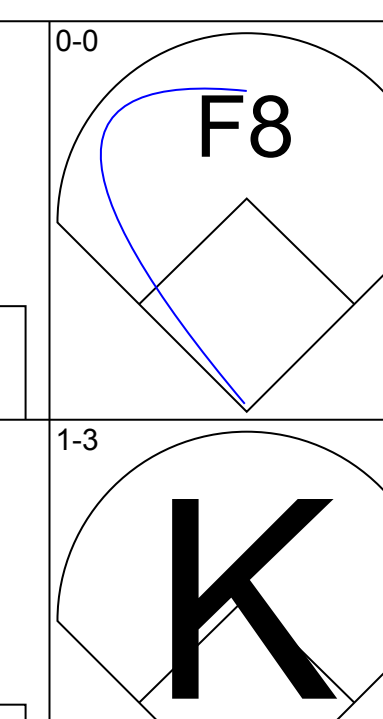

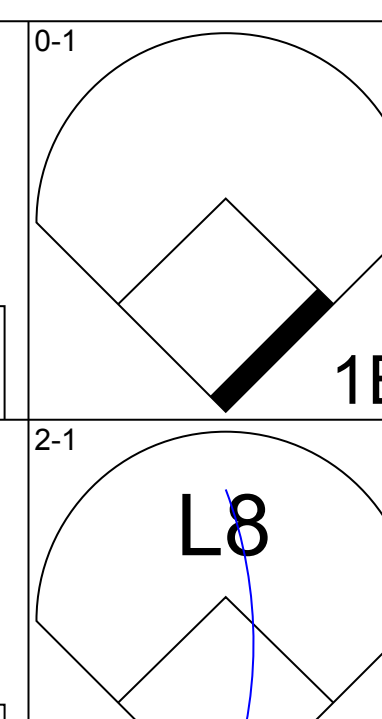
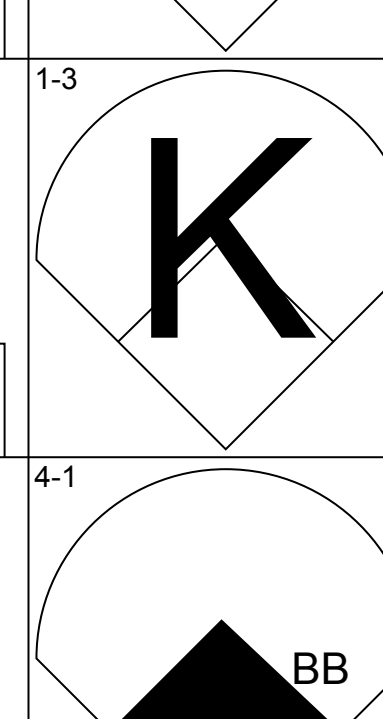
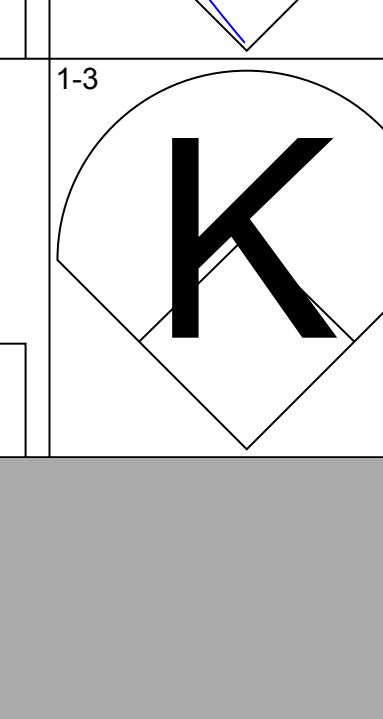
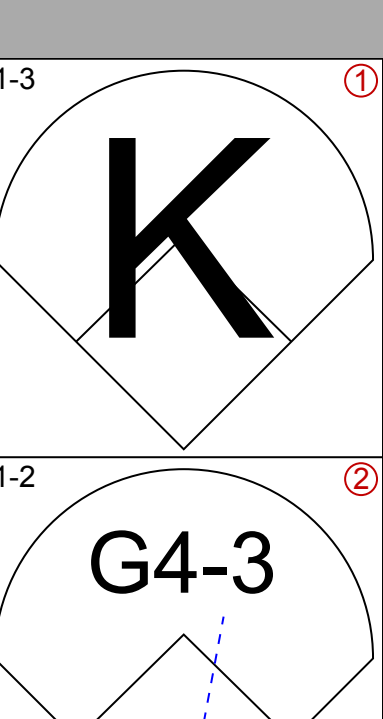
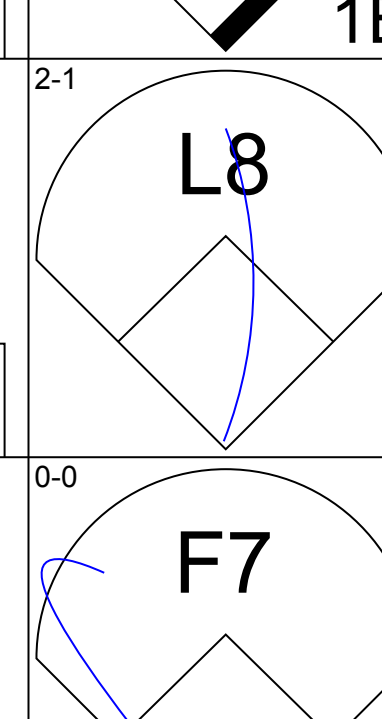
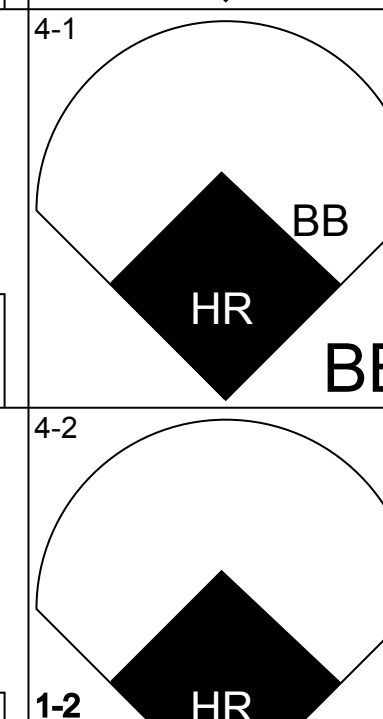
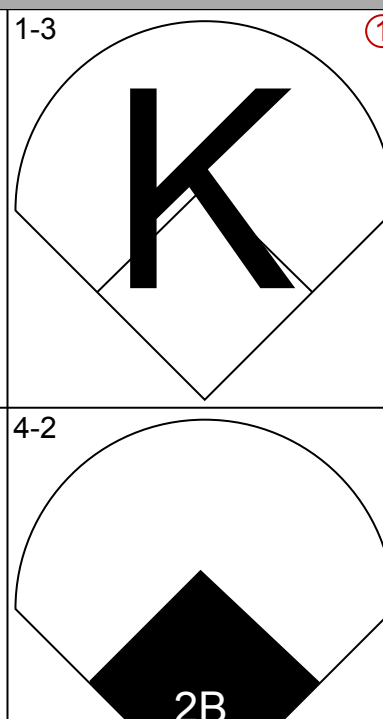
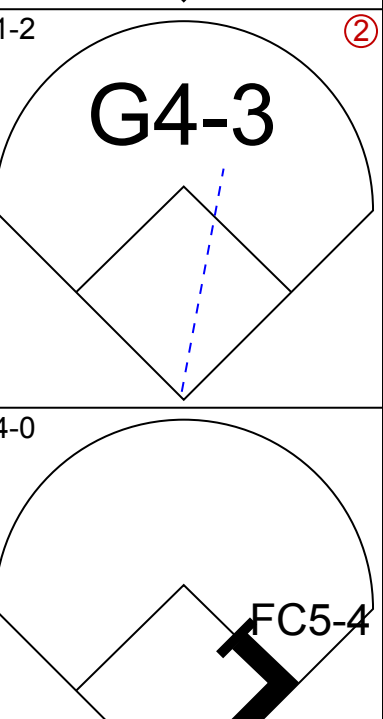
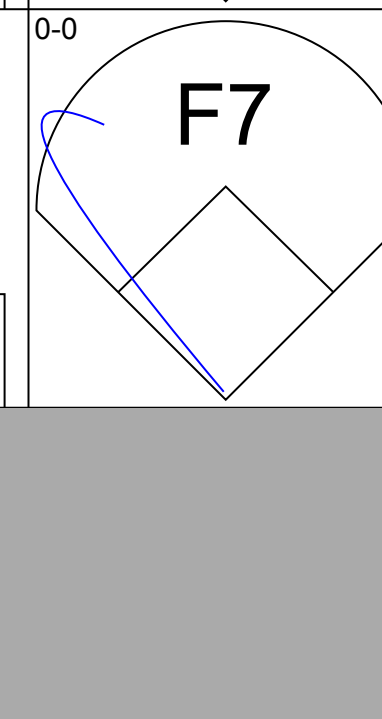
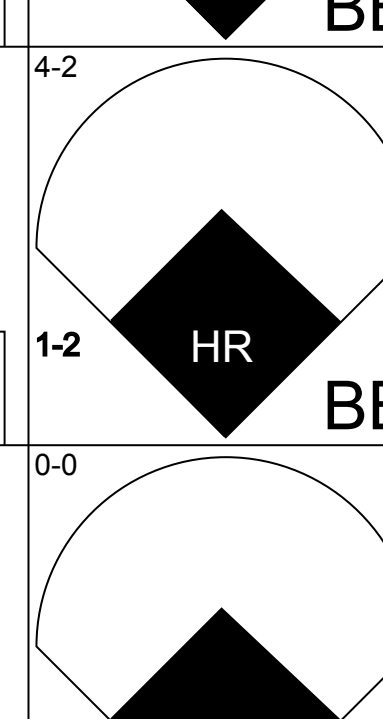
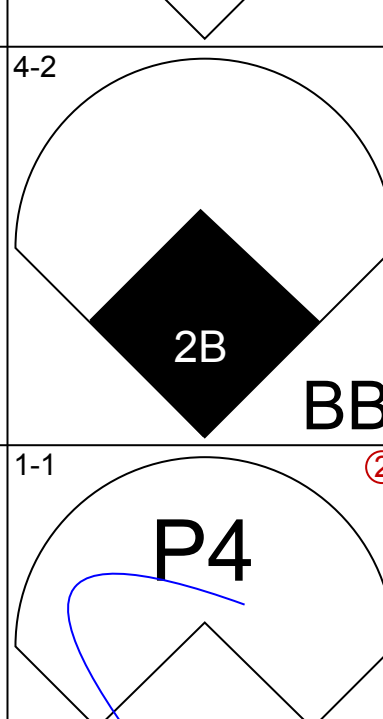
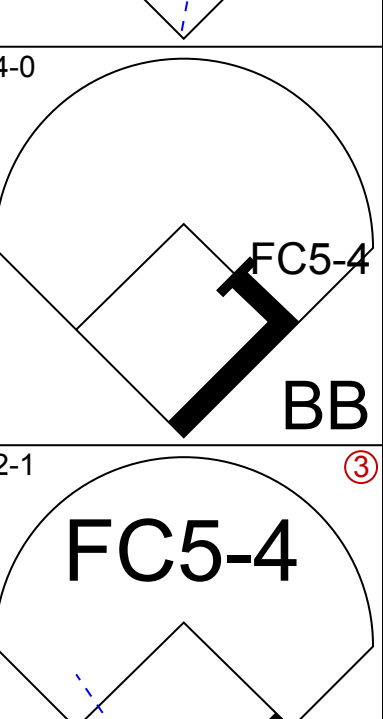
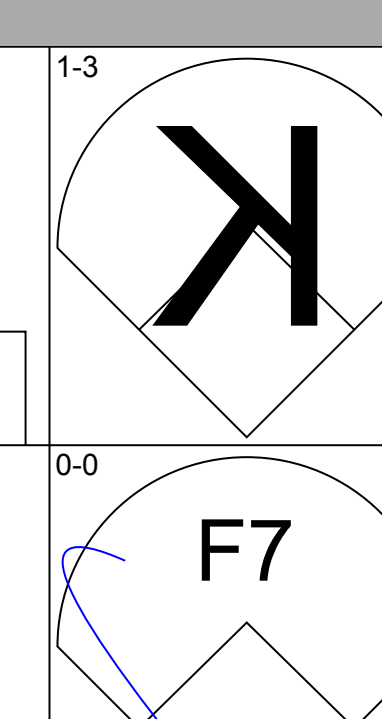
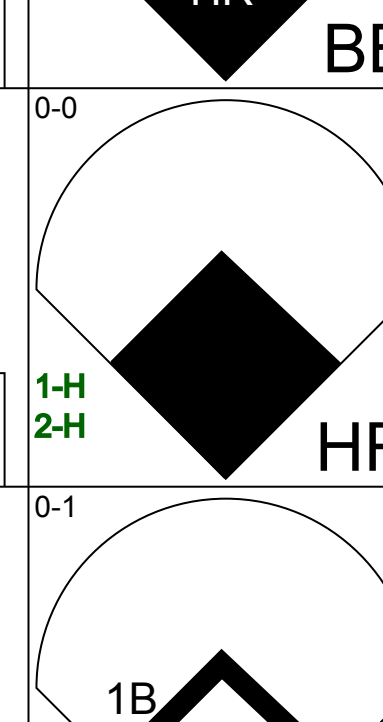
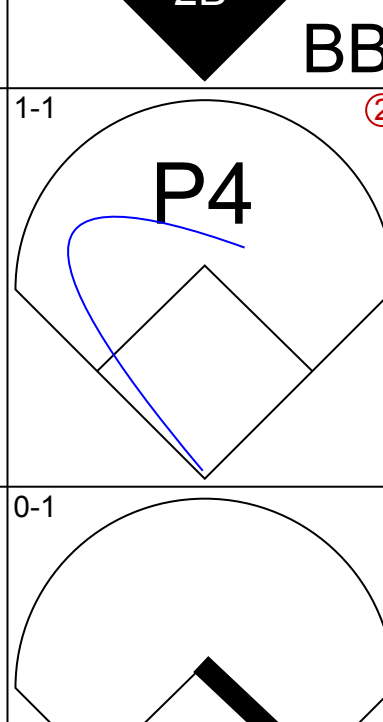
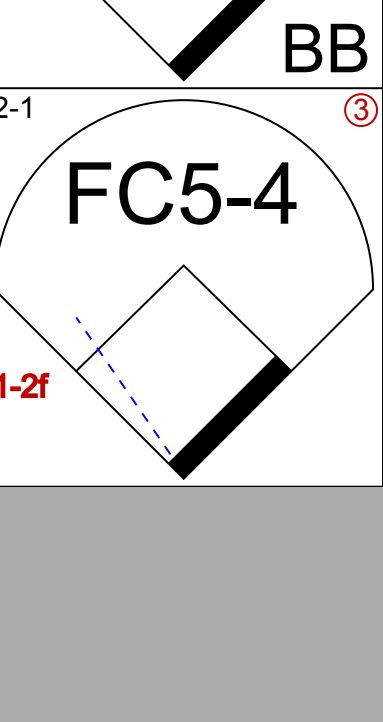
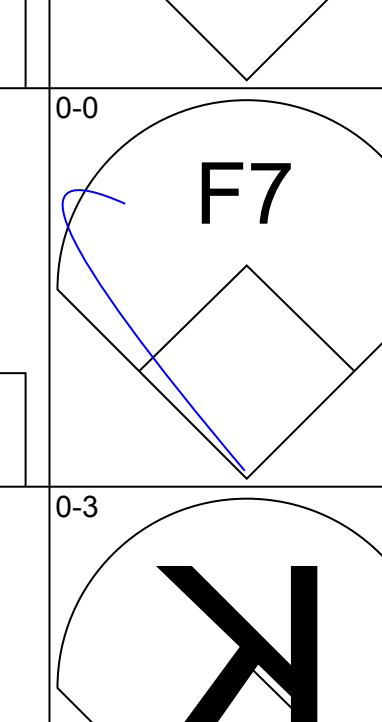
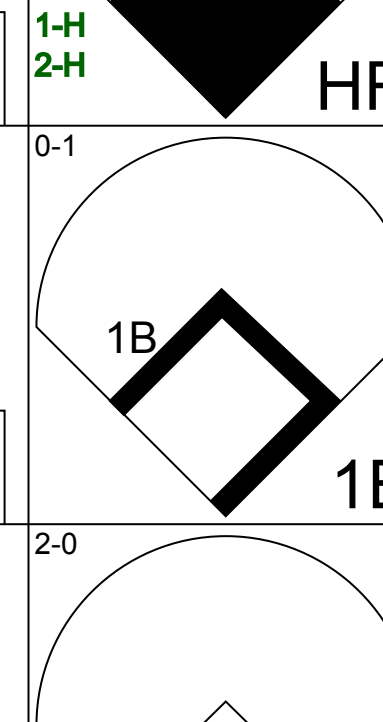
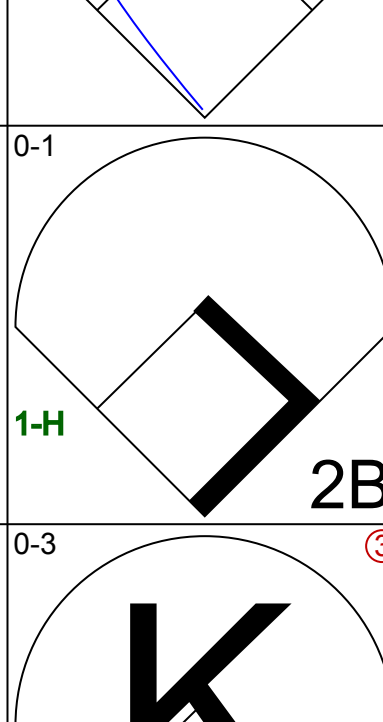
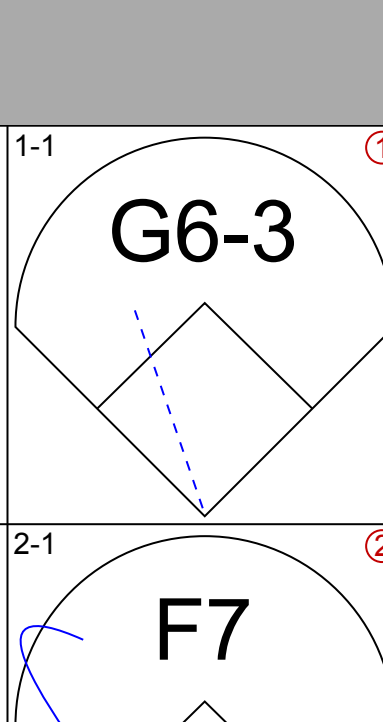
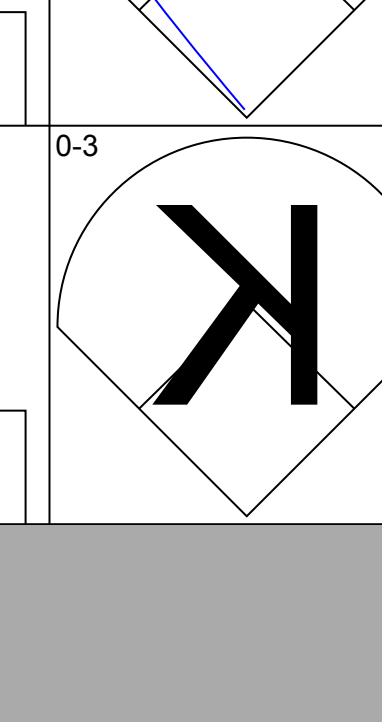
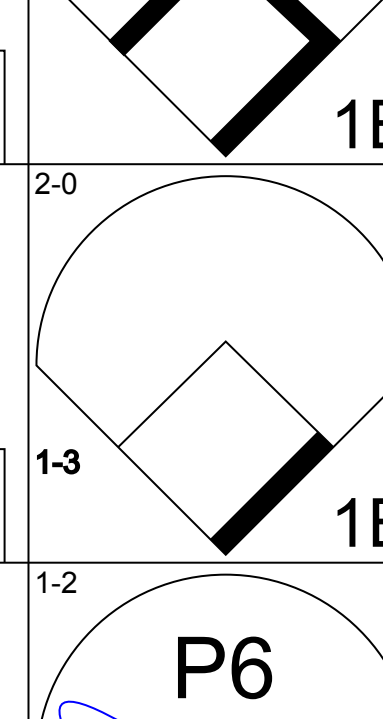
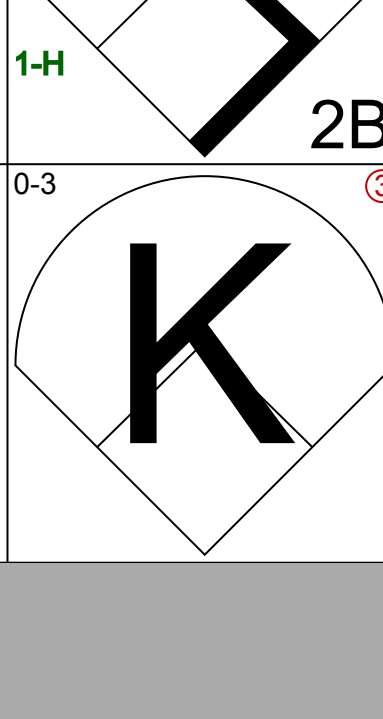
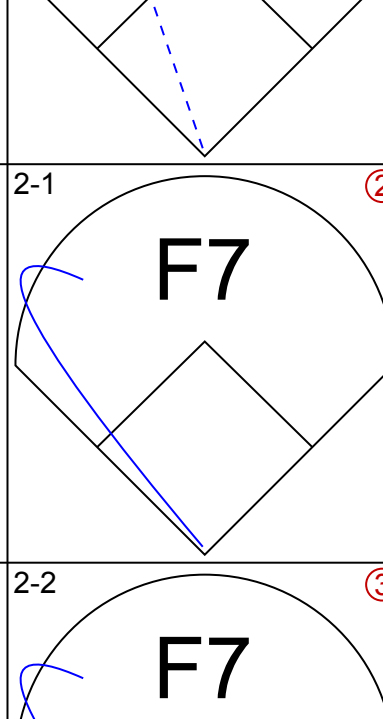
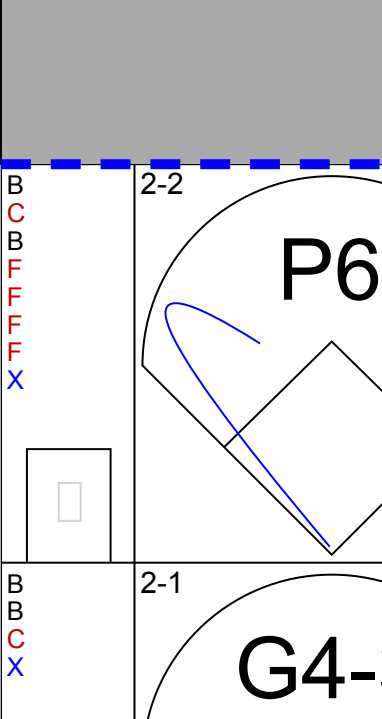
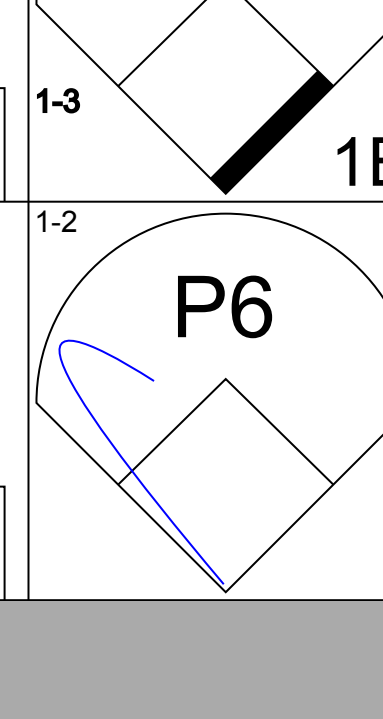
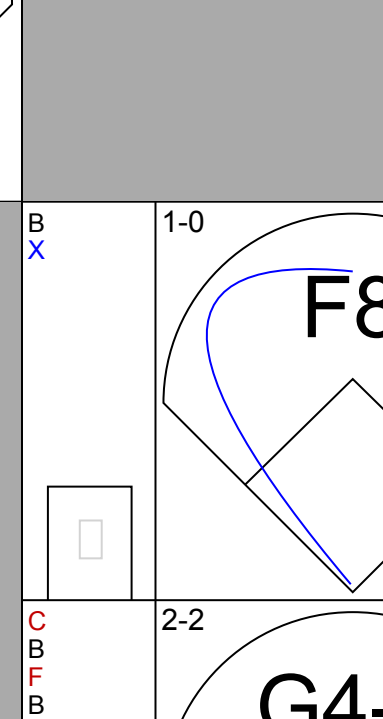
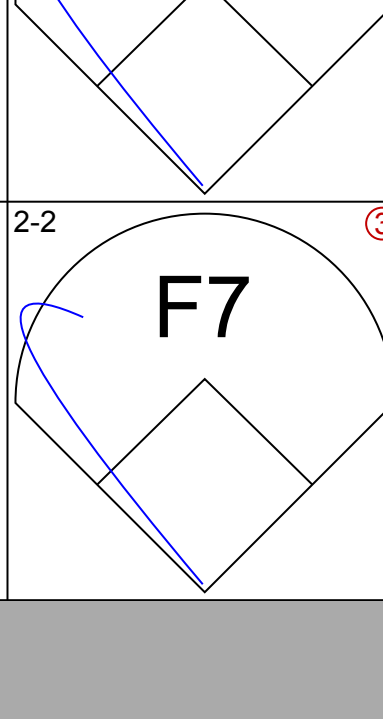
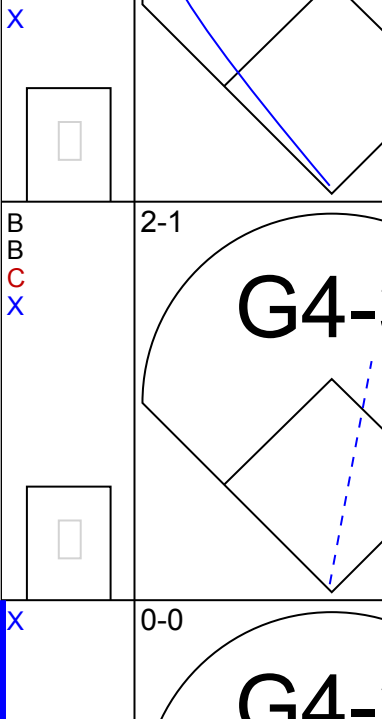
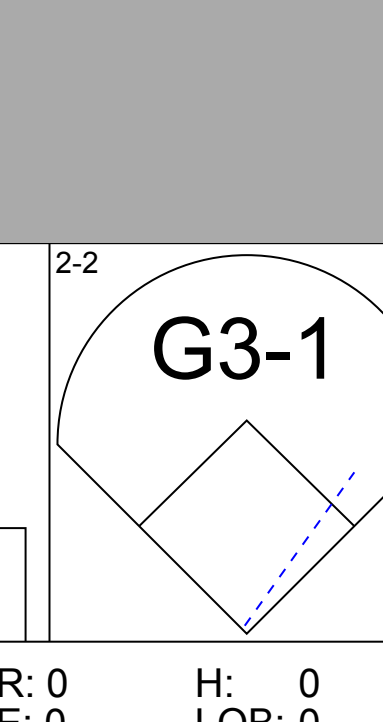
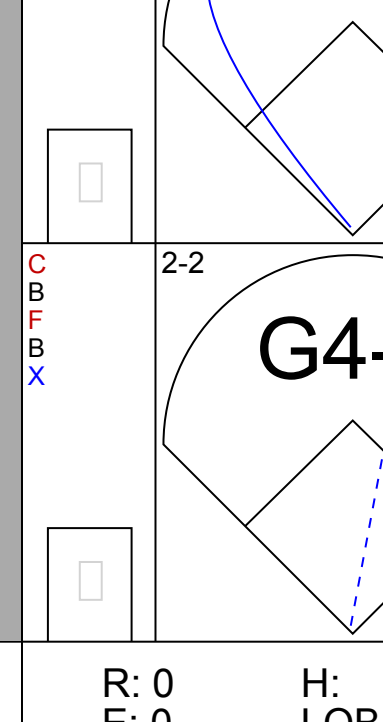
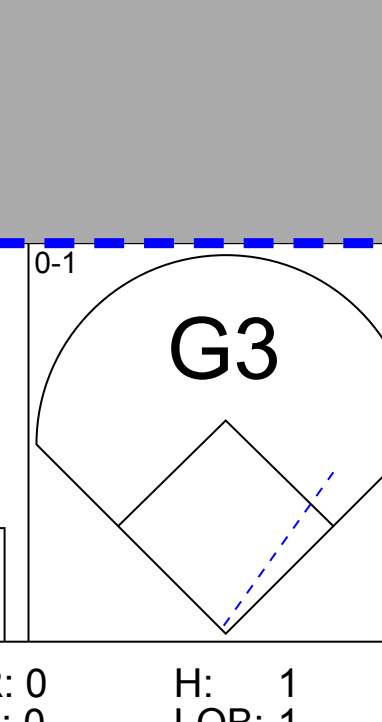
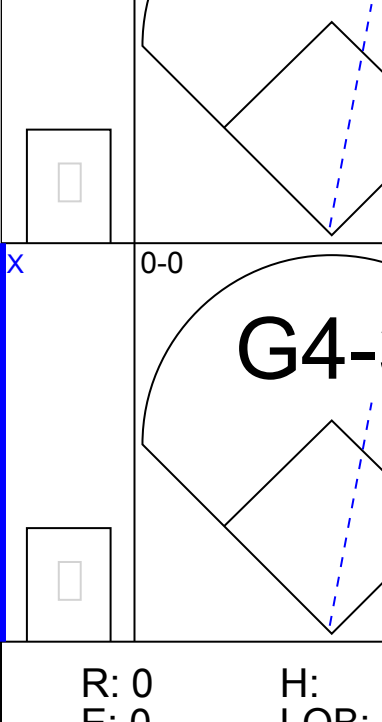


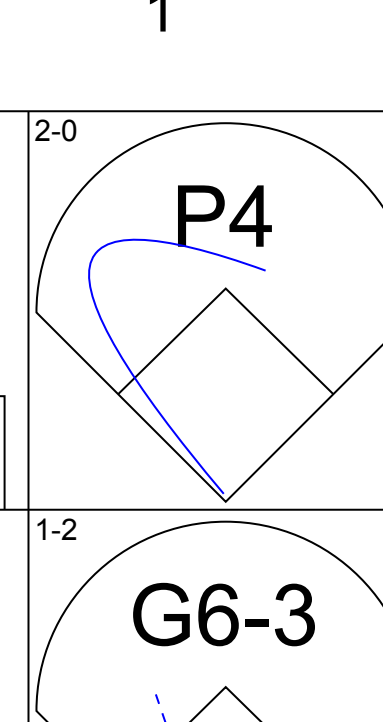
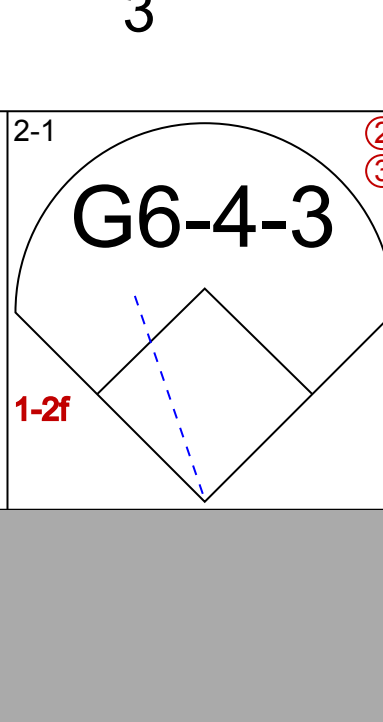
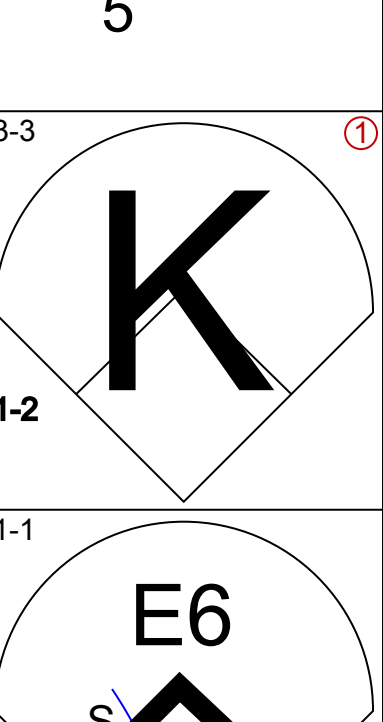

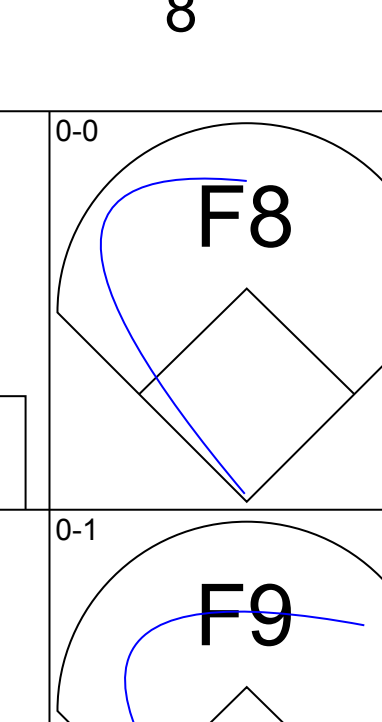
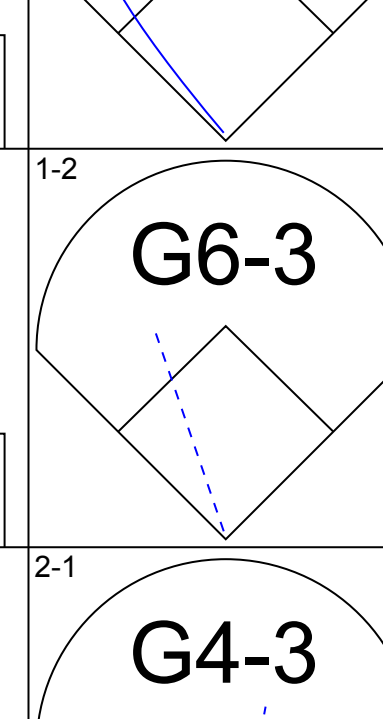
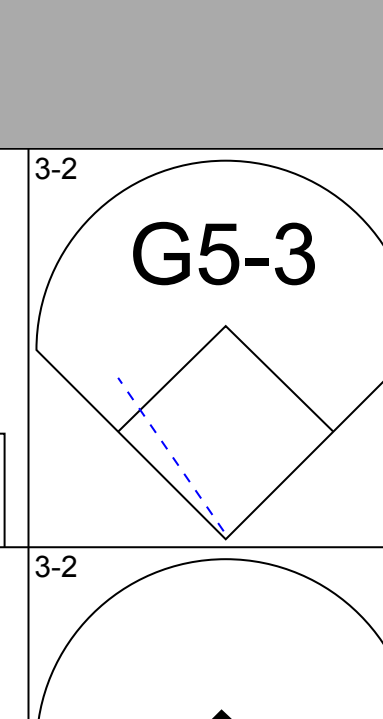
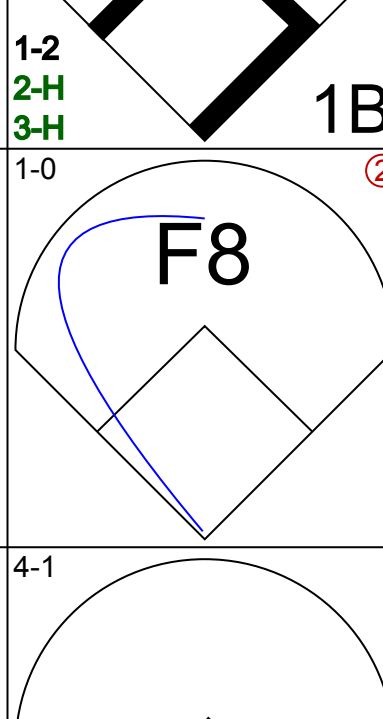

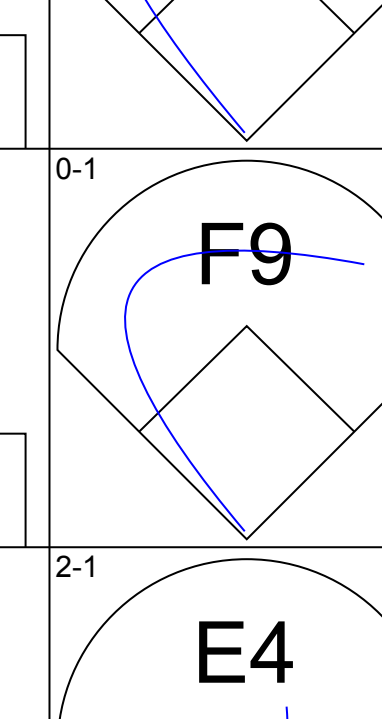
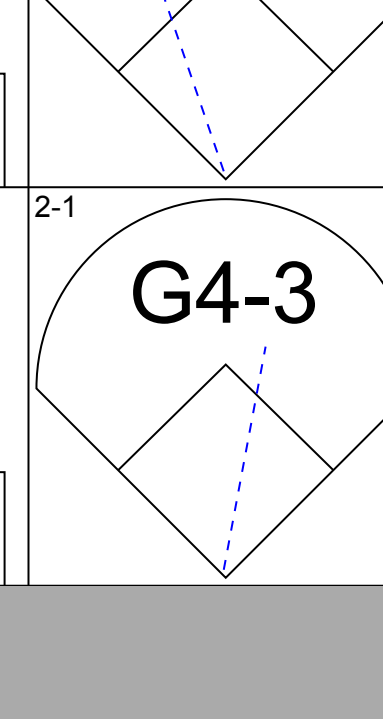
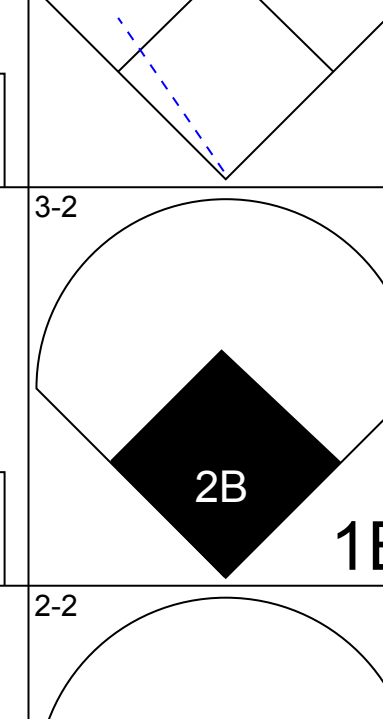
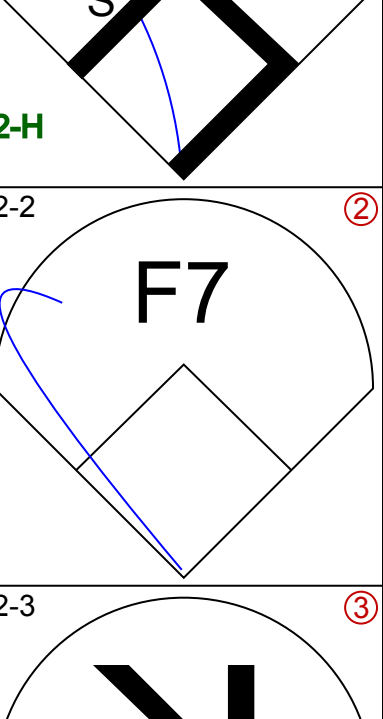

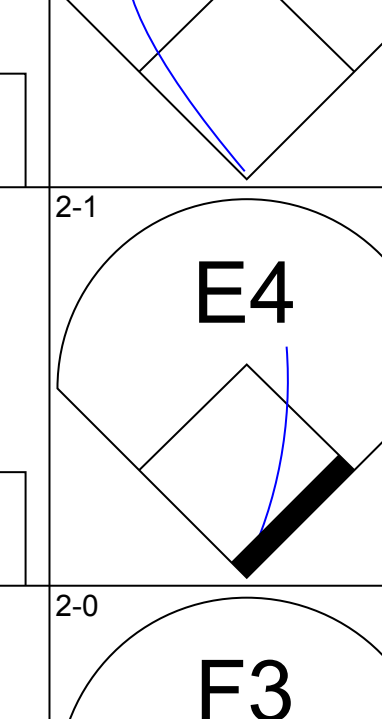
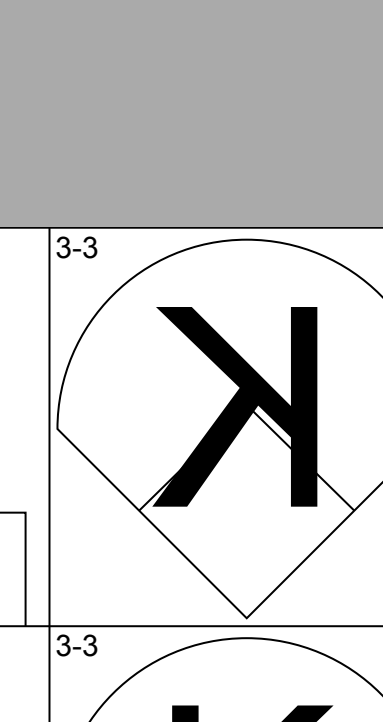
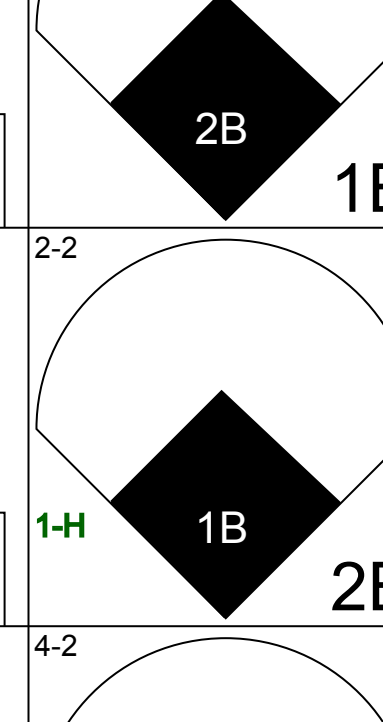
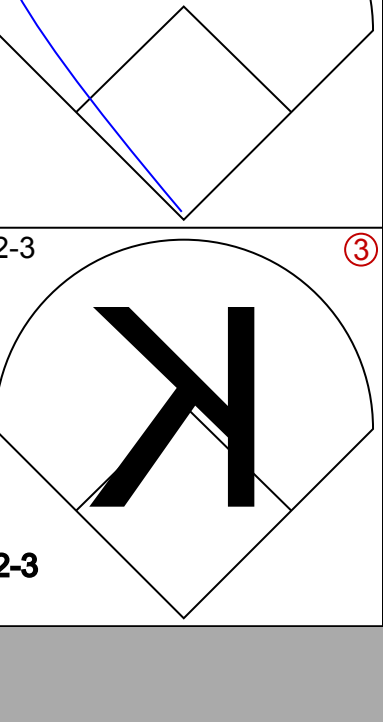

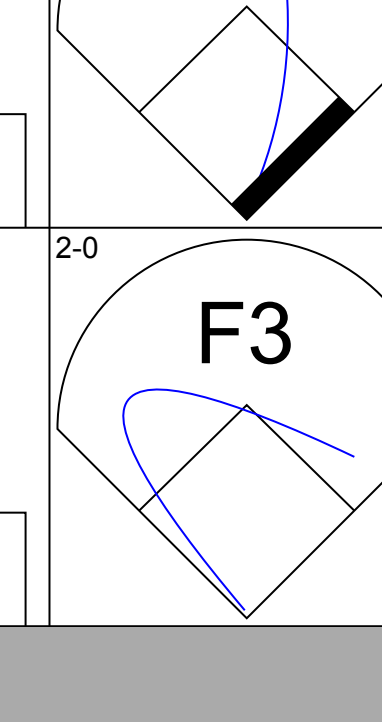
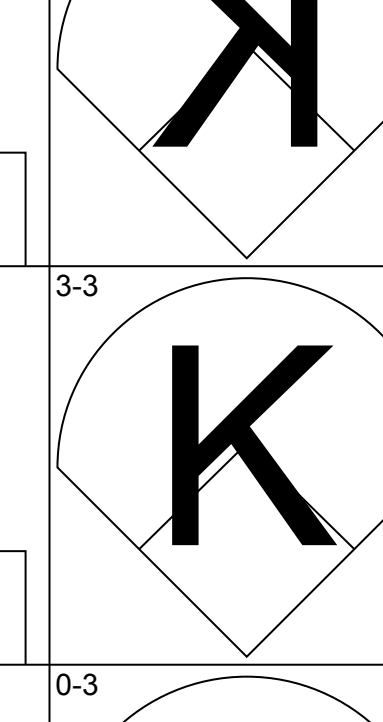
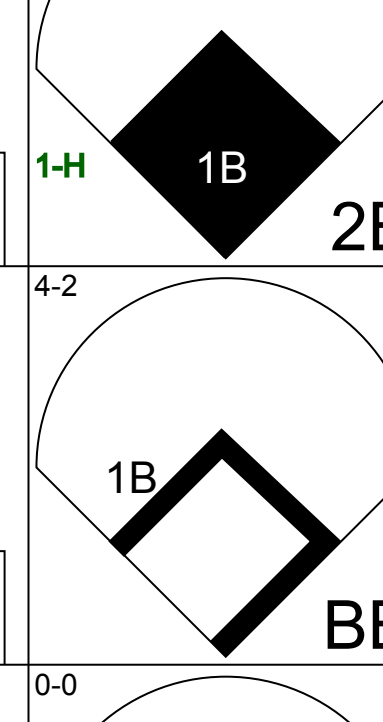
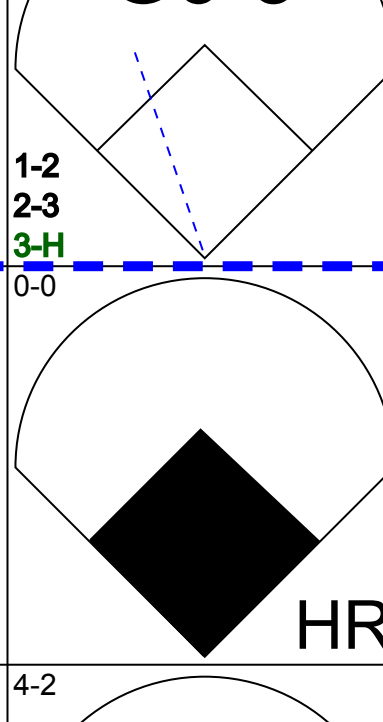
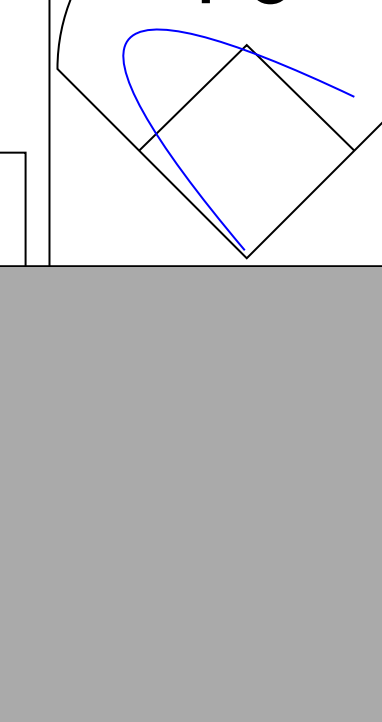
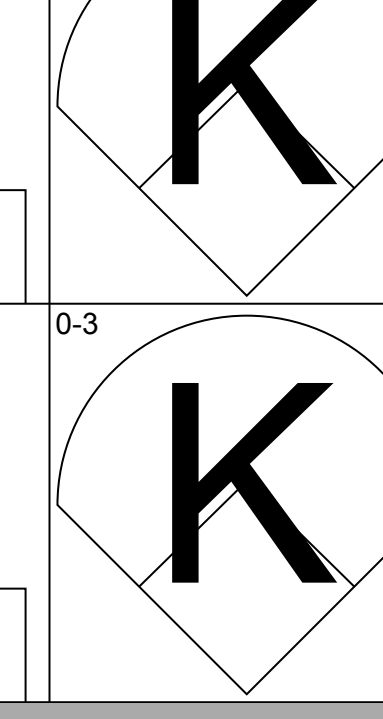
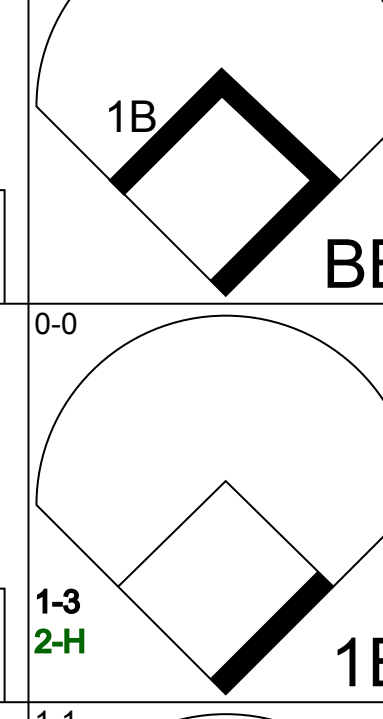
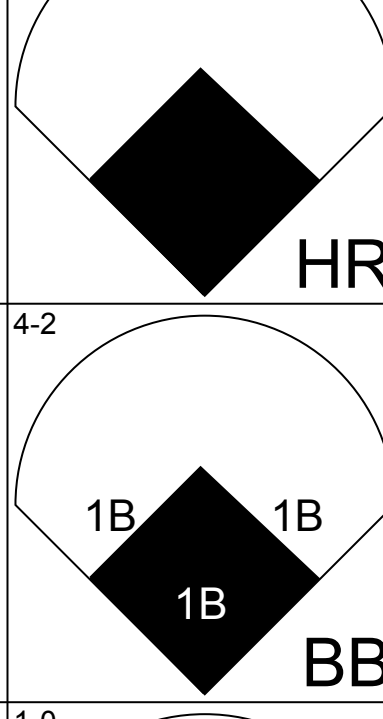

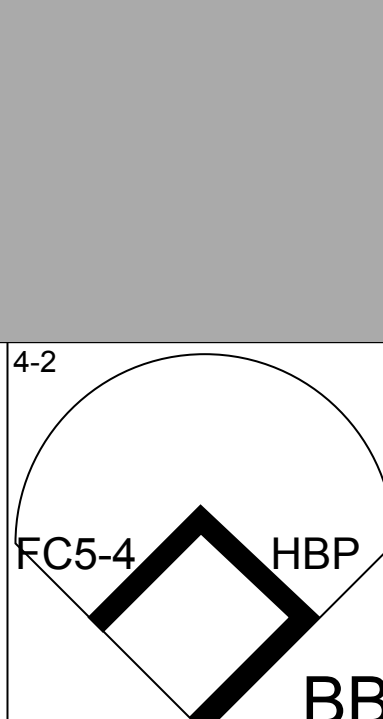
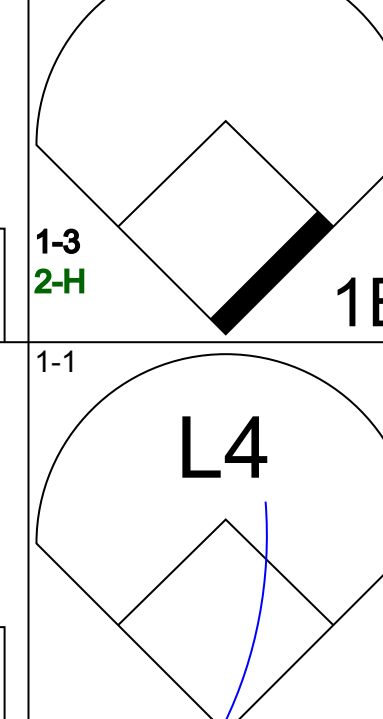
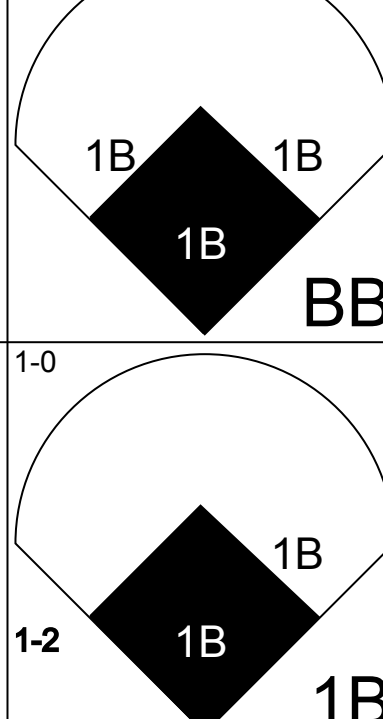

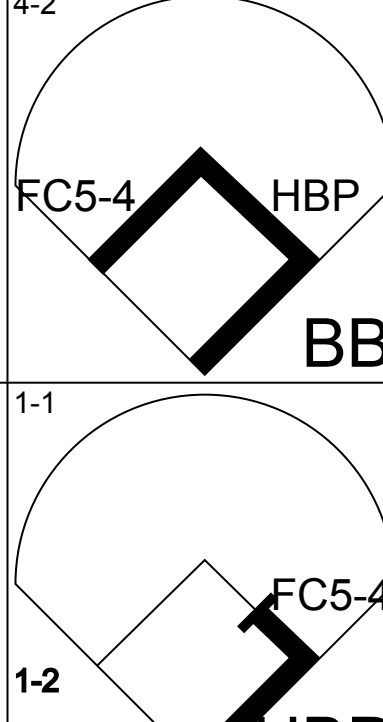
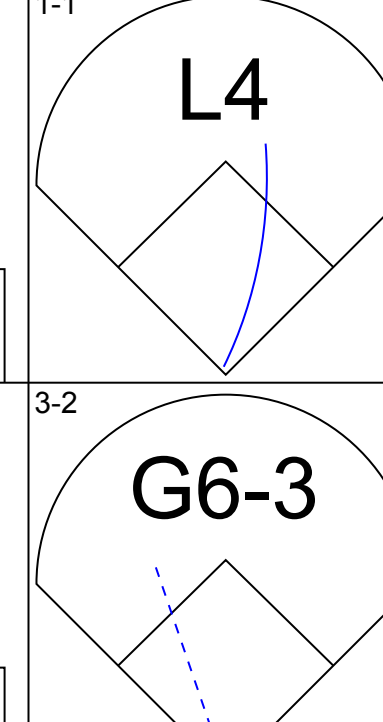
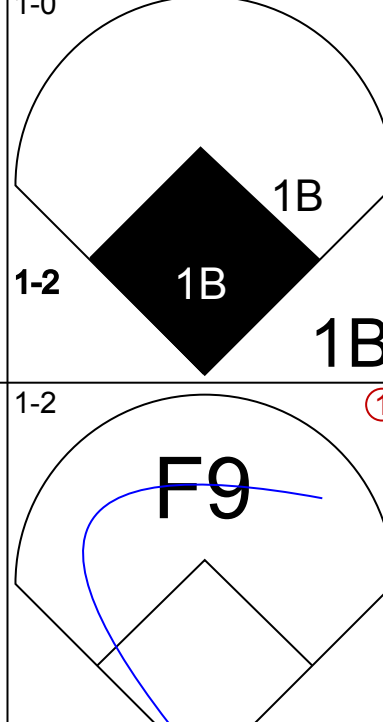

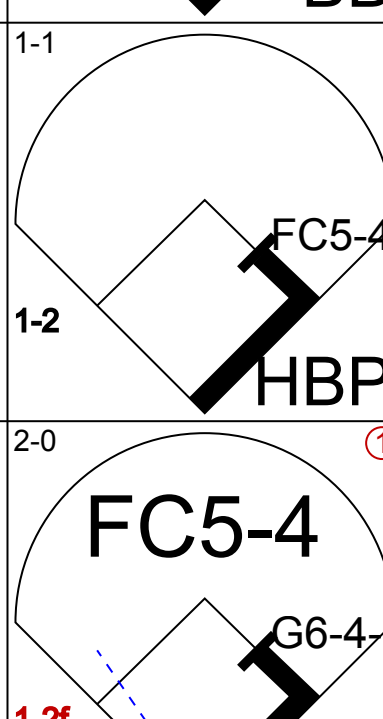
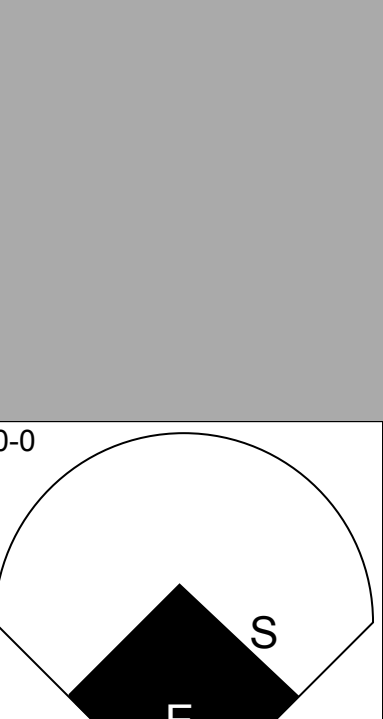
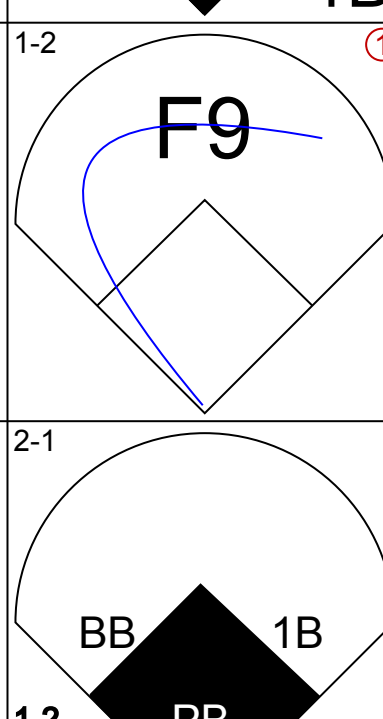

Batter	1	2	3	4	5	6	7	8	9	AB	R	H	RBI	BB	SO	LOB	BOTTOM				
Kenny Lofton, L OBP: 0.369, SLG: 0.441	G4-3			K		CS		F7		5	0	1	0	0	1	2					
Omar Vizquel, S OBP: 0.370, SLG: 0.386	1B	G3-1			P3		WP 1B BB	K		4	1	1	0	1	1	3					
Roberto Alomar, S OBP: 0.361, SLG: 0.448	G6-4-3 1B			CS 1B	E9		WP 1B BB	HBP IBB		3	1	2	0	2	0	0					
Manny Ramirez, R OBP: 0.455, SLG: 0.674										3	0	2	0	1	0	2					
Jolbert Cabrera, R OBP: 0.304, SLG: 0.318	G6-4-3			WP 2B			1B 1B IBB	HBP		0	1	0	0	0	0	0					
Jim Thome, L OBP: 0.413, SLG: 0.565			K	G4-3		F8		P6		5	0	1	2	0	1	5					
David Segui, S OBP: 0.393, SLG: 0.512		3B 1B		F7						4	1	2	1	0	1	1					
Travis Fryman, R OBP: 0.399, SLG: 0.531		1B 3B			WP 1B		G1-3	F8		4	1	2	1	0	0	2					
Russell Branyan, L OBP: 0.338, SLG: 0.598					F5					4	0	2	1	0	0	3					
Dave Roberts, L OBP: 0.250, SLG: 0.250		FC5-4 1B								0	0	0	0	0	0	0					
Einar Diaz, R OBP: 0.323, SLG: 0.398		FC5-4 1B			F8			E5 HBP WP		3	0	0	0	0	0	2					
Inning Stats	R: 0 E: 0 K: 0 S: 11	H: 2 LOB: 1 BB: 0 P: 18	R: 2 E: 0 K: 1 S: 15	H: 4 LOB: 2 BB: 0 P: 23	R: 0 E: 0 K: 0 S: 15	H: 2 LOB: 1 BB: 0 P: 22	R: 0 E: 0 K: 1 S: 9	H: 1 LOB: 1 BB: 0 P: 16	R: 0 E: 1 K: 0 S: 7	H: 1 LOB: 1 BB: 0 P: 10	R: 0 E: 0 K: 1 S: 10	H: 1 LOB: 2 BB: 3 P: 38	R: 3 E: 0 K: 0 S: 20	H: 2 LOB: 2 BB: 1 P: 38	R: 0 E: 1 K: 1 S: 11	H: 0 LOB: 3 BB: 1 P: 24	1B: 9 2B: 2 3B: 2 HR: 0	SF: 0 SAC: 0 DP: 1 HBP: 2	WP: 4 PB: 0 SB: 1 CS: 2	PA: 42	
PITCHER	IP	WLS	BF	H	R	ER	SO	BB	IBB	HBP	BLK	WP	HR	S	P	ERA	WHIP				
Albie Lopez, R ERA: 3.62	(1, 1)	3.0	L	15	8	2	2	1	0	0	0	0	1	0	41	63	6.00	2.667			
Doug Creek, L ERA: 4.04	(4, 1)	3.1		14	3	1	1	2	1	0	1	0	1	0	30	53	2.70	1.200			
Tony Fiore, R ERA: 3.68	(7, 1)	0.2		6	2	2	2	0	1	1	0	0	1	0	16	28	27.00	4.500			
Dan Wheeler, R ERA: 8.44	(8, 1)	1.0		6	0	0	0	1	0	1	1	0	1	0	11	24	0.00	0.000			

Tampa Bay Devil Rays @ Cleveland Indians
Jacobs Field, Cleveland, OH
Mon Sep 04 2000, 1:05 PM EDT
Att: 42,628 - Cloudy - 69 F

AB 35
R 5
H 13
RBI 5
BB 4
SO 4
LOB 20



Batter	1	2	3	4	5	6	7	8	9	AB	R	H	RBI	BB	SO	LOB	TOP				
Gerald Williams, R OBP: 0.321, SLG: 0.447 (1, 8)										4	0	1	0	0	2	0	Tampa Bay Devil Rays @ Cleveland Indians Jacobs Field, Cleveland, OH Tue Sep 05 2000, 7:05 PM EDT Att: 42,660 - Cloudy - 61 F				
Bobby Smith, R OBP: 0.285, SLG: 0.397 (1, 4)										4	0	0	0	0	3	1					
Steve Cox, L OBP: 0.402, SLG: 0.475 (1, 9)										3	1	0	0	1	1	1					
Fred McGriff, L OBP: 0.368, SLG: 0.443 (1, 3)										1	2	0	0	3	1	0					
Greg Vaughn, R OBP: 0.375, SLG: 0.515 (1, 10)										4	1	1	3	0	0	2					
Vinny Castilla, R OBP: 0.282, SLG: 0.324 (1, 5)										4	0	2	1	0	1	0					
Mike DiFelice, R OBP: 0.276, SLG: 0.379 (1, 2)										4	0	1	0	0	1	1					
Jason Tyner, L OBP: 0.263, SLG: 0.267 (1, 7)										4	0	0	0	0	0	2					
Felix Martinez, S OBP: 0.309, SLG: 0.291 Russ Johnson, R (9, PH) OBP: 0.326, SLG: 0.317										3	0	0	0	0	0	0					
Inning Stats	R: 3 E: 0 K: 2 S: 17	H: 3 LOB: 2 BB: 2 P: 29	R: 0 E: 0 K: 1 S: 7	H: 0 LOB: 0 BB: 0 P: 10	R: 1 E: 0 K: 2 S: 12	H: 1 LOB: 1 BB: 1 P: 18	R: 0 E: 0 K: 1 S: 9	H: 0 LOB: 0 BB: 0 P: 12	R: 0 E: 0 K: 0 S: 8	H: 0 LOB: 1 BB: 1 P: 13	R: 0 E: 0 K: 0 S: 7	H: 1 LOB: 1 BB: 0 P: 9	R: 0 E: 0 K: 2 S: 7	H: 0 LOB: 0 BB: 0 P: 8	R: 0 E: 0 K: 0 S: 9	H: 0 LOB: 0 BB: 0 P: 13	1B: 3 2B: 1 3B: 0 HR: 1	SF: 0 SAC: 0 DP: 0 HBP: 0	WP: 0 PB: 0 CS: 0	PA: 36	
PITCHER	IP	WLS	BF	H	R	ER	SO	BB	IBB	HBP	BLK	WP	HR	S	P	ERA	WHIP				
Jason Bere, R ERA: 5.13	(1, 1)	6.0	W	26	4	4	4	7	4	0	0	0	0	1	62	99	6.00	1.333			
Steve Karsay, R ERA: 3.86	(7, 1)	2.0	H	7	1	0	0	2	0	0	0	0	0	0	14	17	0.00	0.500			
Bob Wickman, R ERA: 3.0	(9, 1)	1.0	S	3	0	0	0	0	0	0	0	0	0	0	9	13	0.00	0.000			

Batter	1	2	3	4	5	6	7	8	9	AB	R	H	RBI	BB	SO	LOB	BOTTOM				
Kenny Lofton, L OBP: 0.367, SLG: 0.438 (1, 8)										5	0	1	2	0	1	3	Tampa Bay Devil Rays @ Cleveland Indians Jacobs Field, Cleveland, OH Tue Sep 05 2000, 7:05 PM EDT Att: 42,660 - Cloudy - 61 F				
Omar Vizquel, S OBP: 0.397, SLG: 0.382 (1, 6)										5	0	0	0	0	0	2					
Roberto Alomar, S OBP: 0.362, SLG: 0.447 (1, 4)										4	1	1	0	1	0	1					
Manny Ramirez, R OBP: 0.452, SLG: 0.670 Jolbert Cabrera, R OBP: 0.304, SLG: 0.318 (9, 9)										5	1	1	1	0	2	4					
Jim Thome, L OBP: 0.415, SLG: 0.574 (1, 10)										3	1	2	1	1	1	0					
David Segui, S OBP: 0.395, SLG: 0.512 (1, 3)										2	1	1	1	2	1	0					
Travis Fryman, R OBP: 0.400, SLG: 0.530 (1, 5)										3	1	1	0	1	0	4					
Wil Cordero, R OBP: 0.330, SLG: 0.466 Dave Roberts, L OBP: 0.250, SLG: 0.250 (7, PR) (8, 7)										3	0	0	0	0	0	6					
Sandy Alomar Jr., R OBP: 0.333, SLG: 0.417 (1, 2)										4	2	2	0	0	0	4					
Inning Stats	R: 0 E: 0 K: 0 S: 6	H: 0 LOB: 0 BB: 0 P: 11	R: 0 E: 0 K: 3 S: 9	H: 0 LOB: 0 BB: 0 P: 15	R: 0 E: 0 K: 0 S: 7	H: 0 LOB: 1 BB: 1 P: 16	R: 2 E: 0 K: 0 S: 19	H: 3 LOB: 2 BB: 1 P: 35	R: 1 E: 1 K: 2 S: 13	H: 1 LOB: 1 BB: 0 P: 21	R: 4 E: 0 K: 0 S: 17	H: 4 LOB: 2 BB: 2 P: 33	R: 0 E: 0 K: 0 S: 11	H: 1 LOB: 2 BB: 1 P: 16	R: 0 E: 1 K: 0 S: 6	H: 0 LOB: 1 BB: 0 P: 10	1B: 6 2B: 2 3B: 0 HR: 1	SF: 0 SAC: 0 DP: 1 HBP: 1	WP: 0 PB: 1 CS: 0	PA: 40	
PITCHER	IP	WLS	BF	H	R	ER	SO	BB	IBB	HBP	BLK	WP	HR	S	P	ERA	WHIP				
Paul Wilson, R ERA: 2.25	(1, 1)	5.0	L	22	4	3	2	5	2	0	1	0	0	1	54	98	3.60	1.200			
Tony Fiore, R ERA: 8.48	(6, 1)	1.0	L	9	4	4	3	0	2	0	0	0	0	1	17	33	27.00	6.000			
Dan Wheeler, R ERA: 7.11	(7, 1)	2.0		9	1	0	0	0	1	0	0	0	0	0	17	26	0.00	1.000			

Batter	1	2	3	4	5	6	7	8	9	AB	R	H	RBI	BB	SO	LOB	TOP				
Gerald Williams, R OBP: 0.320, SLG: 0.446 (1, 8)	G6-3 1B		G6-3 1B		B1-3			K		4	0	1	0	0	1	0					
Russ Johnson, R OBP: 0.321, SLG: 0.311 (1, 6)	G6-3		G1-3			K2-3		F9		4	0	0	0	0	1	1					
Vinny Castilla, R OBP: 0.282, SLG: 0.323 (1, 5)	1B				F7		F9	K		4	0	1	0	0	1	0					
Fred McGriff, L OBP: 0.367, SLG: 0.440 (1, 3)	G4-3				G6-3				G4-3	3	0	0	0	1	0	1					
Greg Vaughn, R OBP: 0.374, SLG: 0.511 (1, 10)			G5-3		HR BB				F8	3	1	0	0	1	0	1					
Steve Cox, L OBP: 0.403, SLG: 0.488 (1, 7)	K				HR				K	4	1	2	2	0	2	0					
Bobby Smith, R OBP: 0.283, SLG: 0.388 (1, 4)	K				K				K	3	0	0	0	0	3	1					
John Flaherty, R OBP: 0.304, SLG: 0.370 (1, 2)			F8						F9	3	0	0	0	0	0	1					
Jose Guillen, R OBP: 0.323, SLG: 0.436 (1, 9)			K2-3						G1-3	3	0	0	0	0	2	1					
Inning Stats	R: 0 E: 0 K: 0 S: 10	H: 1 LOB: 1 BB: 0 P: 17	R: 0 E: 0 K: 2 S: 7	H: 0 LOB: 0 BB: 0 P: 7	R: 0 E: 0 K: 1 S: 11	H: 1 LOB: 1 BB: 0 P: 19	R: 2 E: 0 K: 1 S: 10	H: 1 LOB: 0 BB: 1 P: 16	R: 0 E: 0 K: 1 S: 8	H: 0 LOB: 0 BB: 0 P: 11	R: 0 E: 0 K: 2 S: 14	H: 1 LOB: 1 BB: 0 P: 22	R: 0 E: 0 K: 2 S: 7	H: 0 LOB: 0 BB: 0 P: 8	R: 0 E: 0 K: 1 S: 5	H: 0 LOB: 0 BB: 0 P: 8	1B: 3 2B: 0 3B: 0 HR: 1	SF: 0 SAC: 0 DP: 0 HBP: 0	WP: 0 PB: 0 CS: 1	PA: 33	
PITCHER	IP	WLS	BF	H	R	ER	SO	BB	IBB	HBP	BLK	WP	HR	S	P	ERA	WHIP				
Chuck Finley, L ERA: 4.24 (1, 1)	7.0	W	27	4	2	2	7	2	0	0	0	0	1	68	105	2.57	0.857				
Paul Shuey, R ERA: 3.46 (8, 1)	2.0		6	0	0	0	3	0	0	0	0	0	0	12	16	0.00	0.000				

Tampa Bay Devil Rays @ Cleveland Indians
Jacobs Field, Cleveland, OH
Wed Sep 06 2000, 7:05 PM EDT
Att: 42,742 - Sunny - 71 F


AB 31
R 2
H 4
RBI 2
BB 2
SO 10
LOB 6



Batter	1	2	3	4	5	6	7	8	9	AB	R	H	RBI	BB	SO	LOB	BOTTOM				
Kenny Lofton, L OBP: 0.367, SLG: 0.437 (1, 8)	G6-3 BB		G4-3		L9			L3		4	0	1	0	1	0	0					
Omar Vizquel, S OBP: 0.386, SLG: 0.380 (1, 6)	F7		HR 1B		F7		L7 1B	F8		5	1	1	0	0	0	3					
Roberto Alomar, S OBP: 0.364, SLG: 0.461 (1, 4)	G6-3 1-2		1-H HR		S 1B		HR 1B			4	3	3	3	0	0	1					
Manny Ramirez, R OBP: 0.450, SLG: 0.664 Jolbert Cabrera, R OBP: 0.304, SLG: 0.318 (1, 9) (9, 9)	F9		F9		1B BB		K 1B			3	0	0	0	1	1	1					
Jim Thome, L OBP: 0.416, SLG: 0.574 (1, 10)			G4-3		1B 1B		G5-3			4	0	2	1	0	0	0					
David Segui, S OBP: 0.394, SLG: 0.509 (1, 3)			G6-3		F8		F7			3	1	0	0	1	0	3					
Travis Fryman, R OBP: 0.402, SLG: 0.530 (1, 5)					FC5-4 1B		F9			3	1	2	1	1	0	0					
Wil Cordero, R OBP: 0.329, SLG: 0.464 Dave Roberts, L OBP: 0.250, SLG: 0.250 (1, 7) (8, 7)			G6-3		F2		L6			4	0	1	1	0	0	3					
Sandy Alomar Jr., R OBP: 0.332, SLG: 0.415 (1, 2)			G5-3		FC5-4 1-2		1B 1B		G3	4	0	1	0	0	0	2					
Inning Stats	R: 0 E: 0 K: 0 S: 5	H: 0 LOB: 1 BB: 1 P: 10	R: 0 E: 0 K: 0 S: 8	H: 0 LOB: 1 BB: 1 P: 18	R: 2 E: 0 K: 0 S: 8	H: 2 LOB: 0 BB: 0 P: 15	R: 0 E: 0 K: 0 S: 15	H: 2 LOB: 2 BB: 0 P: 22	R: 1 E: 0 K: 0 S: 11	H: 2 LOB: 2 BB: 1 P: 21	R: 0 E: 0 K: 0 S: 8	H: 2 LOB: 0 BB: 0 P: 11	R: 3 E: 0 K: 1 S: 19	H: 3 LOB: 1 BB: 1 P: 33	R: 0 E: 0 K: 0 S: 4	H: 0 LOB: 0 BB: 0 P: 7	1B: 9 2B: 0 3B: 0 HR: 2	SF: 0 SAC: 0 DP: 0 HBP: 0	WP: 0 PB: 1 CS: 0	PA: 38	
PITCHER	IP	WLS	BF	H	R	ER	SO	BB	IBB	HBP	BLK	WP	HR	S	P	ERA	WHIP				
Ryan Rupe, R ERA: 6.92 (1, 1)	3.0		13	2	2	2	0	2	0	0	0	0	0	21	43	6.00	1.333				
Travis Harper, R ERA: 13.5 (4, 1)	3.1	L	18	7	2	2	1	1	0	0	0	0	1	42	68	5.40	2.400				
Doug Creek, L ERA: 4.35 (7, 1)	0.2		4	2	2	2	0	1	0	0	0	0	0	11	19	27.00	4.500				
Trevor Enders, L ERA: 3.86 (8, 1)	1.0		3	0	0	0	0	0	0	0	0	0	0	4	7	0.00	0.000				

Tampa Bay Devil Rays @ Cleveland Indians
Jacobs Field, Cleveland, OH
Wed Sep 06 2000, 7:05 PM EDT
Att: 42,742 - Sunny - 71 F

AB 34
R 6
H 11
RBI 6
BB 4
SO 1
LOB 13



Batter	1	2	3	4	5	6	7	8	9	AB	R	H	RBI	BB	SO	LOB	TOP			
Gerald Williams, R OBP: 0.321, SLG: 0.445	0-0 S 1B	1-2 F3		0-2 L8			0-2 1B 1B	1-3 K2-3		5	1	2	0	0	1	5				
Miguel Cairo, R OBP: 0.316, SLG: 0.333	0-1 P6		0-0 L1		2-2 F8		0-1 1B 1B	2-3 K		5	1	1	0	0	1	1				
Steve Cox, L OBP: 0.490, SLG: 0.490	3-3 K		1-0		0-0 FC5-4 1B		2-0 F8	2-3 K		5	0	2	0	0	2	3				
Jose Guillen, R OBP: 0.323, SLG: 0.436	1-2			2B						0	0	0	0	0	0	0				
Fred McGriff, L OBP: 0.365, SLG: 0.437	1-0 G3		1-1 F7		4-1 FC5-4 1B		1-1 F7		2-3 K	4	0	0	0	1	1	4				
Greg Vaughn, R OBP: 0.372, SLG: 0.507		1-1 F5	2-3 K		3-3 K		1-0 1B 1B	1-3 K2-3		5	1	1	1	0	3	3				
Vinny Castilla, R OBP: 0.297, SLG: 0.328		1-2 HBP 1B		0-1 G4-3	0-0 FC5-4		2-1 1B 1B	2-1 1B		5	1	3	1	0	0	2				
Mike DiFelice, R OBP: 0.276, SLG: 0.378	0-3 K		0-0 FC6-4 1B		1-3 K		1-2 1B	2-1 1B		3	0	1	0	0	2	1	AB 42			
Aubrey Huff, L OBP: 0.321, SLG: 0.456										1	0	1	1	0	0	0	R 4			
Kenny Kelly, R OBP: 0.305, SLG: 0.371										0	0	0	0	0	0	0	H 15			
John Flaherty, R OBP: 0.305, SLG: 0.371										1	0	1	0	0	0	0	RBI 4			
Jason Tyner, L OBP: 0.279, SLG: 0.284	0-0 HBP 1B		2-2 FC6-4 1B		1-3 K		0-1 1B	2-3 K2-3		5	0	3	1	0	2	2	BB 1			
Felix Martinez, S OBP: 0.308, SLG: 0.287	2-1 HBP		2-2 FC6-4		0-1 F8		1-2 1B			3	0	0	0	0	1	4	SO 13			
Inning Stats	R: 0 E: 0 K: 1 S: 7	H: 1 LOB: 1 BB: 0 P: 11	R: 0 E: 0 K: 1 S: 14	H: 2 LOB: 3 BB: 0 P: 19	R: 0 E: 0 K: 1 S: 7	H: 1 LOB: 1 BB: 0 P: 11	R: 0 E: 0 K: 0 S: 13	H: 2 LOB: 2 BB: 0 P: 17	R: 0 E: 0 K: 1 S: 10	H: 0 LOB: 0 BB: 0 P: 10	R: 4 E: 0 K: 1 S: 20	H: 6 LOB: 2 BB: 0 P: 28	R: 0 E: 0 K: 3 S: 9	H: 0 LOB: 0 BB: 0 P: 14	R: 0 E: 0 K: 3 S: 15	H: 2 LOB: 2 BB: 0 P: 24	1B: 14 2B: 1 3B: 0 HR: 0	SF: 0 SAC: 0 DP: 0 HBP: 1	WP: 0 PB: 0 SB: 1 CS: 1	PA: 44
PITCHER	IP	WLS	BF	H	R	ER	SO	BB	IBB	HBP	BLK	WP	HR	S	P	ERA	WHIP			
Bartolo Colon, R ERA: 4.33	(1, 1)	6.2	32	10	3	3	6	1	0	1	0	0	0	69	101	4.05	1.650			
Steve Karsay, R ERA: 4.0	(7, 1)	0.0	L	3	3	1	1	0	0	0	0	0	0	7	10	=	=			
Ricardo Rincon, L ERA: 2.77	(7, 1)	0.1		1	0	0	0	1	0	0	0	0	0	3	4	0.00	0.000			
Justin Speier, R ERA: 3.36	(8, 1)	0.2		2	0	0	0	2	0	0	0	0	0	6	9	0.00	0.000			
Cameron Calmross, L ERA: 1.69	(8, 1)	0.2		2	0	0	0	2	0	0	0	0	0	6	10	0.00	0.000			
PITCHER	IP	WLS	BF	H	R	ER	SO	BB	IBB	HBP	BLK	WP	HR	S	P	ERA	WHIP			
Chris Nichting, R ERA: 2.25	(9, 1)	0.2		4	2	0	2	0	0	0	0	0	0	12	19	0.00	3.000			

Tampa Bay Devil Rays @ Cleveland Indians
Jacobs Field, Cleveland, OH
Thu Sep 07 2000, 7:05 PM EDT
Att: 42,709 - Sunny - 76 F

AB 42
R 4
H 15
RBI 4
BB 1
SO 13
LOB 25



Batter	1	2	3	4	5	6	7	8	9	AB	R	H	RBI	BB	SO	LOB	BOTTOM					
Kenny Lofton, L OBP: 0.370, SLG: 0.438	1-1 G4-6-3 1B		4-2 1B BB		0-1 CS 1B		3-3 K			3	1	2	0	1	1	0						
Omar Vizquel, S OBP: 0.383, SLG: 0.377	0-1 G4-6-3		0-0 G4-3		2-1 F7			2-1 P4		4	0	0	0	0	0	4						
Roberto Alomar, S OBP: 0.363, SLG: 0.460	3-3 K		1-2 E S 1B		3-3 K2-3			2-2 F8		4	0	1	2	0	2	0						
Manny Ramirez, R OBP: 0.450, SLG: 0.660		4-0 G1-3 BB	3-3 K		1-2 G6-3			4-2 BB		2	0	0	0	2	1	1						
Jim Thome, L OBP: 0.413, SLG: 0.569		0-0 G1-3		0-2 F8		0-0 G4-3		0-0 P5		4	0	0	0	0	0	2						
David Segui, S OBP: 0.395, SLG: 0.508		0-0 F8		4-2 PB BB		0-0 1B			1-1 G5-3	3	1	1	0	1	0	1						
Travis Fryman, R OBP: 0.401, SLG: 0.528		3-2 P4		3-3 K		3-3 K			2-1 FC6-4 1B	4	0	1	0	0	2	3	AB 32					
Wil Cordero, R OBP: 0.328, SLG: 0.466			1-1 F9		1-1 3B		2-1 F2		3-1 FC6-4 WP	4	0	1	1	0	0	1	R 3					
Dave Roberts, L OBP: 0.250, SLG: 0.250				2H					1-2 1B	0	0	0	0	0	0	0	BB 4					
Einar Diaz, R OBP: 0.323, SLG: 0.397			0-0 G4-3 BB 1B		0-1 G5-3		1-2 F7		3-2 F7	3	1	1	0	0	0	1	SO 6					
Russell Branyan, L OBP: 0.336, SLG: 0.594										1	0	0	0	0	0	1	LOB 14					
Inning Stats	R: 0 E: 0 K: 1 S: 8	H: 1 LOB: 0 BB: 0 P: 12	R: 0 E: 0 K: 0 S: 6	H: 0 LOB: 1 BB: 1 P: 13	R: 2 E: 0 K: 1 S: 14	H: 2 LOB: 1 BB: 1 P: 22	R: 1 E: 0 K: 1 S: 15	H: 1 LOB: 1 BB: 1 P: 23	R: 0 E: 0 K: 1 S: 8	H: 1 LOB: 0 BB: 0 P: 12	R: 0 E: 0 K: 1 S: 11	H: 1 LOB: 0 BB: 0 P: 15	R: 0 E: 0 K: 1 S: 15	H: 0 LOB: 0 BB: 0 P: 21	R: 0 E: 0 K: 0 S: 10	H: 0 LOB: 1 BB: 1 P: 18	R: 0 E: 0 K: 0 S: 9	H: 1 LOB: 2 BB: 0 P: 18	1B: 6 2B: 0 3B: 1 HR: 0	SF: 0 SAC: 0 DP: 1 HBP: 0	WP: 1 PB: 1 SB: 1 CS: 1	PA: 36
PITCHER	IP	WLS	BF	H	R	ER	SO	BB	IBB	HBP	BLK	WP	HR	S	P	ERA	WHIP					
Bryan Rekar, R ERA: 4.57	(1, 1)	6.0	W	25	6	3	3	5	3	0	0	0	0	21	31	0.00	1.500					
Esteban Yan, R ERA: 6.49	(7, 1)	1.2	H	5	0	0	0	1	0	0	0	0	0	21	31	0.00	0.000					
Roberto Hernandez, R ERA: 2.89	(8, 1)	1.1	S	6	1	0	0	0	1	0	0	1	0	13	26	0.00	1.500					

Tampa Bay Devil Rays @ Cleveland Indians
Jacobs Field, Cleveland, OH
Thu Sep 07 2000, 7:05 PM EDT
Att: 42,709 - Sunny - 76 F

AB 32
R 3
H 7
RBI 3
BB 4
SO 6
LOB 14




Batter	1	2	3	4	5	6	7	8	9	AB R H RBI BB SO LOB	TOP	
Ray Durham, S (1.4) OBP: 0.363, SLG: 0.457	G4-3		K		WP E BB				G4-3	3 0 0 0 2 1 0	Chicago White Sox @ Cleveland Indians Jacobs Field, Cleveland, OH Fri Sep 08 2000, 7:05 PM EDT Att: 42,526 - Cloudy - 78 F	
Jose Valentin, S (1.6) OBP: 0.352, SLG: 0.515	P5		HR		E1 WP	F7		G3	5 1 1 1 0 0 4			
Frank Thomas, R (1.10) OBP: 0.443, SLG: 0.650			F8		L3		F9	FC6-4 BB	4 0 1 0 1 0 2			
Magglio Ordonez, R (1.9) OBP: 0.383, SLG: 0.561	F7		G6-3		K		G5-3	FC6-4 BB	5 0 0 0 0 1 4			
Carlos Lee, R (1.7) OBP: 0.349, SLG: 0.508		14 HR 1B		S 1B	F9				4 2 3 0 0 0 2			
14 Paul Konerko, R (1.3) OBP: 0.398, SLG: 0.481		1-H HR		F9 1B		K	F8		4 1 1 2 0 1 2			
Herbert Perry, R (1.5) OBP: 0.348, SLG: 0.458		K		K		P6		G5-3	4 0 0 0 0 2 1			
Chris Singleton, L (1.8) OBP: 0.302, SLG: 0.378	G4-3			S 1B		2B 1B		K	4 1 2 1 0 1 0			
Charles Johnson, R (1.2) OBP: 0.373, SLG: 0.572				1-H 1B				K	4 0 2 1 0 2 0			
Inning Stats	R: 0 H: 1 E: 0 LOB: 1 K: 0 BB: 0 S: 10	R: 2 H: 2 E: 0 LOB: 0 K: 2 BB: 0 S: 12	R: 1 H: 1 E: 0 LOB: 0 K: 1 BB: 0 S: 12	R: 2 H: 3 E: 0 LOB: 1 K: 1 BB: 0 S: 15	R: 0 H: 0 E: 1 LOB: 2 K: 1 BB: 1 S: 10	R: 0 H: 2 E: 0 LOB: 3 K: 1 BB: 1 S: 19	R: 0 H: 1 E: 0 LOB: 1 K: 2 BB: 0 S: 9	R: 0 H: 0 E: 0 LOB: 0 K: 2 BB: 1 S: 8	R: 0 H: 0 E: 0 LOB: 0 K: 0 BB: 1 S: 4	1B: 7 SF: 0 2B: 1 SAC: 0 3B: 0 DP: 0 HR: 2 HBP: 0	WP: 1 PA: 40 PB: 0 SB: 2 CS: 0	
PITCHER	IP WLS BF H R ER SO BB IBB HBP BLK WP HR S P ERA WHIP	IP WLS BF H R ER SO BB IBB HBP BLK WP HR S P ERA WHIP										
Steve Woodard, R (1.1) ERA: 6.32	4.0 L 18 7 5 5 4 0 0 0 0 0 2 49 72 11.25 1.750											
Justin Speier, R (5.1) ERA: 3.26	1.2 10 2 0 0 2 2 0 0 0 1 0 27 47 0.00 2.400											
Cameron Calmross, L (6.1) ERA: 1.59	0.1 1 0 0 0 0 0 0 0 0 0 0 2 3 0.00 0.000											
Steve Reed, R (7.1) ERA: 4.99	1.1 5 1 0 0 0 0 0 0 0 0 0 10 15 0.00 0.750											
Ricardo Rincon, L (8.1) ERA: 2.7	0.1 1 0 0 0 1 0 0 0 0 0 0 3 3 0.00 0.000											

Batter	1	2	3	4	5	6	7	8	9	AB R H RBI BB SO LOB	BOTTOM	
Kenny Lofton, L (1.8) OBP: 0.372, SLG: 0.439	G4-3 1B		G4-3		F8 1B		BB BB		F6	4 2 2 0 1 0 0	Chicago White Sox @ Cleveland Indians Jacobs Field, Cleveland, OH Fri Sep 08 2000, 7:05 PM EDT Att: 42,526 - Cloudy - 78 F	
Omar Vizquel, S (1.6) OBP: 0.384, SLG: 0.376	G4-3		F7		1B F8		BB BB		G3	4 0 1 0 1 0 1		
Roberto Alomar, S (1.4) OBP: 0.362, SLG: 0.457	G4-3			S 2B 1B	F8		F3		G4-3	5 1 1 0 0 0 5		
Manny Ramirez, R (1.9) OBP: 0.456, SLG: 0.666				1-H 1B 2B	G4-6-3		BB			3 1 3 3 1 0 0		
Jim Thome, L (1.10) OBP: 0.412, SLG: 0.566	K			G3 G3-1 1B	G4-6-3		L3			4 0 1 1 0 1 6		
David Segui, S (1.3) OBP: 0.392, SLG: 0.504		F8		G3-1		G1-3	F9			4 0 0 0 0 0 4		
Travis Fryman, R (1.5) OBP: 0.400, SLG: 0.525		K		G3 BB		F9		G6-3		3 0 0 0 1 1 0		
Wil Cordero, R (1.7) OBP: 0.328, SLG: 0.465		G5-3		G3				G5-3		4 0 1 0 0 0 2		
Sandy Alomar Jr., R (1.2) OBP: 0.329, SLG: 0.411			G6-3		G6-3					3 0 0 0 0 0 3		
Russell Branyan, L (8. PH) OBP: 0.333, SLG: 0.589						P6				1 0 0 0 0 0 0		
Einar Diaz, R (9.2) OBP: 0.323, SLG: 0.397								P6		0 0 0 0 0 0 0		
Inning Stats	R: 1 H: 2 E: 0 LOB: 1 K: 1 BB: 0 S: 13	R: 0 H: 0 E: 0 LOB: 0 K: 1 BB: 0 S: 10	R: 0 H: 0 E: 0 LOB: 0 K: 0 BB: 0 S: 6	R: 2 H: 3 E: 0 LOB: 2 K: 0 BB: 1 S: 22	R: 1 H: 3 E: 0 LOB: 1 K: 0 BB: 0 S: 12	R: 0 H: 1 E: 0 LOB: 1 K: 0 BB: 0 S: 11	R: 0 H: 0 E: 0 LOB: 3 K: 0 BB: 3 S: 15	R: 0 H: 0 E: 0 LOB: 0 K: 0 BB: 0 S: 3	R: 0 H: 0 E: 0 LOB: 0 K: 0 BB: 0 S: 9	1B: 8 SF: 0 2B: 1 SAC: 0 3B: 0 DP: 1 HR: 0 HBP: 0	WP: 0 PA: 39 PB: 0 SB: 1 CS: 0	
PITCHER	IP WLS BF H R ER SO BB IBB HBP BLK WP HR S P ERA WHIP	IP WLS BF H R ER SO BB IBB HBP BLK WP HR S P ERA WHIP										
James Baldwin, R (1.1) ERA: 4.58	4.1 W 22 8 4 4 2 0 0 0 0 0 0 59 89 8.31 2.077											
56 Mark Buehrle, L (5.1) ERA: 4.14	1.1 W 4 1 0 0 0 0 0 0 0 0 0 12 20 0.00 0.750											
Sean Lowe, R (6.1) ERA: 6.54	0.1 H 1 0 0 0 0 0 0 0 0 0 0 3 6 0.00 0.000											
Kelly Wunsch, L (7.1) ERA: 2.89	0.0 2 0 0 0 0 2 0 0 0 0 0 0 8 ∞ ∞											
Bob Howry, R (7.1) ERA: 3.16	2.0 H 7 0 0 0 0 1 0 0 0 0 0 18 29 0.00 0.500											

Batter	1	2	3	4	5	6	7	8	9	AB	R	H	RBI	BB	SO	LOB	TOP										
Ray Durham, S OBP: 0.362, SLG: 0.454	1-3 K		1-2 F7		4-2 G4-6-3 BB		2-0 F7		0-2 F8	4	0	0	0	1	1	1	Chicago White Sox @ Cleveland Indians Jacobs Field, Cleveland, OH Sat Sep 09 2000, 1:25 PM EDT Att: 42,561 - Cloudy - 76 F										
Jose Valentin, S OBP: 0.351, SLG: 0.511	1-1 F8		1-3 K		0-0 G4-6-3		4-2 PB BB		2-2 P5	4	0	0	0	1	1	2											
Frank Thomas, R OBP: 0.443, SLG: 0.651	1-1 1B			0-0 F8			3-1 G5-3			4	0	2	2	0	0	1											
Magglio Ordonez, R OBP: 0.382, SLG: 0.559	0-1 1B			2-2 F7		3-H G6-3		3-3 K		4	0	1	0	0	1	2											
Carlos Lee, R OBP: 0.348, SLG: 0.506	2-2 P3			3-2 14 BB 1B		2-2 G5-3		1-3 K		4	0	1	0	0	1	2											
14 Paul Konerko, R OBP: 0.398, SLG: 0.478		1-3 K		4-1 1-2 BB		0-2 F7		0-0 G5-3		3	0	0	0	1	1	0											
Greg Norton, S OBP: 0.354, SLG: 0.404		2-3 K		3-3 K		4-2 BB		0-2 2B		3	0	1	0	1	2	2											
Chris Singleton, L OBP: 0.302, SLG: 0.378			2-0 F7		1-1 BB G4-6-3 1B		0-0 G1-3		0-3 K	2	1	1	0	0	0	0											
Jeff Abbott, R OBP: 0.336, SLG: 0.381										2	0	0	0	0	1	2											
Mark Johnson, L OBP: 0.311, SLG: 0.322			1-1 G3-1		0-0 G4-6-3 BB 2B 1B		4-2 PB WP G5-3 BB		0-0 G1-3	2	1	1	0	0	0	0											
Tony Graffanino, R OBP: 0.372, SLG: 0.390										0	1	0	0	1	0	0											
Josh Paul, R OBP: 0.329, SLG: 0.406										1	0	0	0	0	0	0											
Inning Stats	R: 0 E: 0 K: 1 S: 12	H: 2 LOB: 2 BB: 0 P: 17	R: 0 E: 0 K: 2 S: 7	H: 0 LOB: 0 BB: 0 P: 12	R: 0 E: 0 K: 1 S: 9	H: 0 LOB: 0 BB: 0 P: 12	R: 0 E: 0 K: 1 S: 11	H: 1 LOB: 2 BB: 1 P: 23	R: 2 E: 0 K: 0 S: 11	H: 3 LOB: 1 BB: 1 P: 20	R: 0 E: 0 K: 0 S: 11	H: 0 LOB: 1 BB: 1 P: 17	R: 1 E: 0 K: 1 S: 11	H: 0 LOB: 1 BB: 2 P: 27	R: 0 E: 0 K: 2 S: 10	H: 1 LOB: 1 BB: 0 P: 11	R: 0 E: 0 K: 0 S: 7	H: 0 LOB: 0 BB: 0 P: 9	1B: 5 2B: 2 3B: 0 HR: 0	SF: 0 SAC: 0 DP: 1 HBP: 0	WP: 1 PB: 1 SB: 0 CS: 0	PA: 38					
PITCHER	IP	WLS	BF	H	R	ER	SO	BB	IBB	HBP	BLK	WP	HR	S	P	ERA	WHIP										
Dave Burba, R ERA: 4.51	5.2	W	25	6	2	2	5	3	0	0	0	0	0	60	100	3.18	1.588										
Ricardo Rincon, L ERA: 2.57	0.2	H	4	0	1	0	0	2	0	0	0	1	0	7	17	0.00	3.000										
Paul Shuey, R ERA: 3.33	0.2		2	0	0	0	1	0	0	0	0	0	0	5	11	0.00	0.000										
Steve Karsay, R ERA: 3.94	1.0		4	1	0	0	2	0	0	0	0	0	0	10	11	0.00	1.000										
Bob Wickman, R ERA: 2.95	1.0		3	0	0	0	0	0	0	0	0	0	0	7	9	0.00	0.000										


Batter	1	2	3	4	5	6	7	8	9	AB	R	H	RBI	BB	SO	LOB	BOTTOM										
Kenny Lofton, L OBP: 0.371, SLG: 0.436	2-3 K	2-0 G3-6-3		0-0 F5		0-1 HBP 2B 1B		2-2 F7		5	1	1	0	0	1	1	Chicago White Sox @ Cleveland Indians Jacobs Field, Cleveland, OH Sat Sep 09 2000, 1:25 PM EDT Att: 42,561 - Cloudy - 76 F										
Omar Vizquel, S OBP: 0.397, SLG: 0.377	4-2 E 2B BB	1-1 CS 1B		4-2 BB		2-1 2B HBP		3-1 G3		2	2	1	0	2	0	0											
Roberto Alomar, S OBP: 0.366, SLG: 0.466	1-2 G6-3 1H 2B	1-0 CS	2-1 2B	2-1 F7		0-1 1H 2H 2B		1-1 BB 1B		5	2	4	3	0	0	1											
Manny Ramirez, R OBP: 0.454, SLG: 0.664	1-2 G6-3		1-1 1B 2B	1-3 K		0-3 K		4-1 BB 1B		4	1	1	1	0	2	3											
Dave Roberts, L OBP: 0.400, SLG: 0.250	2-3 BB		2H 1B 2B					1-2 BB		0	0	0	0	1	0	0											
Jim Thome, L OBP: 0.410, SLG: 0.561	4-2 1B 2B BB		3-1 F8		2-3 K		0-0 F8	2-2 G6-3		4	1	0	0	1	1	3											
David Segui, S OBP: 0.395, SLG: 0.506	1-0 2B		0-0 1B		1-0 G3		3-2 FC5-4 1B			4	0	3	2	0	0	0											
Travis Fryman, R OBP: 0.399, SLG: 0.525	1-2 1B		3-2 E6 HBP		2-2 G4-3		0-0 FC5-4 HR			4	1	1	1	0	0	1											
Wil Cordero, R OBP: 0.328, SLG: 0.464	2-1 G3		2-0 HBP		1-3 K		1-2 HR			1	0	0	0	0	0	2											
Russell Branyan, L OBP: 0.336, SLG: 0.611			1-2 HBP							2	1	1	2	0	1	0											
Jolbert Cabrera, R OBP: 0.304, SLG: 0.318										0	0	0	0	0	0	0											
Einar Diaz, R OBP: 0.322, SLG: 0.392		4-1 G3-6-3 BB	3-2 P6		0-1 F7		0-3 K			3	0	0	0	1	1	2											
Inning Stats	R: 3 E: 1 K: 1 S: 19	H: 3 LOB: 2 BB: 2 P: 37	R: 0 E: 0 K: 0 S: 4	H: 1 LOB: 1 BB: 1 P: 12	R: 2 E: 1 K: 0 S: 13	H: 3 LOB: 2 BB: 0 P: 27	R: 0 E: 0 K: 1 S: 10	H: 0 LOB: 1 BB: 1 P: 17	R: 0 E: 0 K: 1 S: 8	H: 0 LOB: 0 BB: 0 P: 13	R: 2 E: 0 K: 2 S: 13	H: 2 LOB: 1 BB: 0 P: 16	R: 2 E: 0 K: 1 S: 12	H: 2 LOB: 0 BB: 0 P: 16	R: 0 E: 0 K: 0 S: 11	H: 1 LOB: 2 BB: 1 P: 23	R: 0 E: 0 K: 0 S: 7	H: 0 LOB: 0 BB: 0 P: 9	1B: 6 2B: 5 3B: 0 HR: 1	SF: 0 SAC: 0 DP: 1 HBP: 2	WP: 0 PB: 0 SB: 0 CS: 1	PA: 42					
PITCHER	IP	WLS	BF	H	R	ER	SO	BB	IBB	HBP	BLK	WP	HR	S	P	ERA	WHIP										
Jon Garland, R ERA: 6.49	2.2	L	15	7	5	5	1	3	0	0	0	0	0	30	62	16.88	3.750										
Kevin Beirne, R ERA: 7.07	3.0		15	2	2	2	3	1	0	2	0	0	0	34	57	6.00	1.000										
Chad Bradford, R ERA: 7.71	0.1		1	0	0	0	1	0	0	0	0	0	0	3	3	0.00	0.000										
Matt Ginter, R ERA: 13.5	2.0		10	3	2	2	1	1	0	0	0	0	1	23	39	9.00	2.000										


AB	33
R	3
H	7
RBI	2
BB	5
SO	8
LOB	12



AB	34
R	9
H	12
RBI	9
BB	5
SO	6
LOB	13



Batter	1	2	3	4	5	6	7	8	9	AB R H RBI BB SO LOB	TOP																																		
											Chicago White Sox @ Cleveland Indians Jacobs Field, Cleveland, OH Sun Sep 10 2000, 1:05 PM EDT livebaseballscorecards.com																																		
																				AB 0 R 0 H 0 RBI 0 BB 0 SO 0 LOB 0																									
																																													
Inning Stats																				1B: 0 SF: 0 WP: 0 PA: 0 2B: 0 SAC: 0 FB: 0 3B: 0 DP: 0 SB: 0 HR: 0 HBP: 0 CS: 0																									
PITCHER										IP		WLS	BF	H	R	ER	SO	BB	IBB	HBP	BLK	WP	HR	S	P	ERA	WHIP	PITCHER	IP	WLS	BF	H	R	ER	SO	BB	IBB	HBP	BLK	WP	HR	S	P	ERA	WHIP

Batter	1	2	3	4	5	6	7	8	9	AB R H RBI BB SO LOB	BOTTOM																																		
											Chicago White Sox @ Cleveland Indians Jacobs Field, Cleveland, OH Sun Sep 10 2000, 1:05 PM EDT livebaseballscorecards.com																																		
																				AB 0 R 0 H 0 RBI 0 BB 0 SO 0 LOB 0																									
																																													
Inning Stats																				1B: 0 SF: 0 WP: 0 PA: 0 2B: 0 SAC: 0 FB: 0 3B: 0 DP: 0 SB: 0 HR: 0 HBP: 0 CS: 0																									
PITCHER										IP		WLS	BF	H	R	ER	SO	BB	IBB	HBP	BLK	WP	HR	S	P	ERA	WHIP	PITCHER	IP	WLS	BF	H	R	ER	SO	BB	IBB	HBP	BLK	WP	HR	S	P	ERA	WHIP

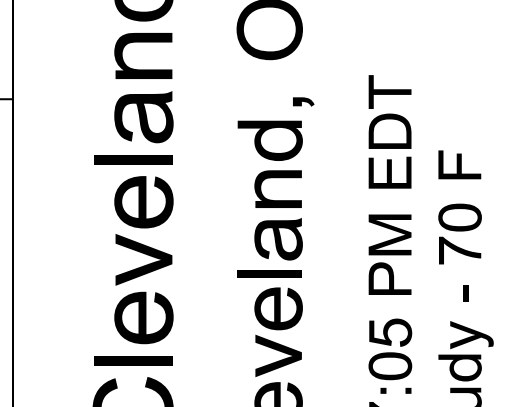
Batter	1	2	3	4	5	6	7	8	9	AB	R	H	RBI	BB	SO	LOB	TOP										
Darren Lewis, R OBP: 0.312, SLG: 0.310 (1, 9)	2-2 WP 1B		2-1 1B 2B 1B	2-2 G5-3		1-1 F8		4-1 G1-3 1B BB		4	1	2	0	0	0	1	Boston Red Sox @ Cleveland Indians Jacobs Field, Cleveland, OH Tue Sep 12 2000, 7:05 PM EDT Att: 42,714 - Cloudy - 70 F										
Midre Cummings, L OBP: 0.328, SLG: 0.389 (8, PH) Troy O'Leary, L OBP: 0.324, SLG: 0.402 (8, 7)										0	0	0	0	1	0	0											
Jose Offerman, S OBP: 0.349, SLG: 0.362 (1, 4)	0-0 F8		0-2 2B 1B 1B		2-2 G4-3	4-2 BB		0-1 G1-3 1B		4	1	2	2	1	0	1											
Carl Everett, S OBP: 0.371, SLG: 0.588 (1, 8)	2-3 K		0-2 1B 2B		0-1 G5-3	1-3 K		3-2 SF7		4	1	1	2	0	2	3											
Nomar Garciaparra, R OBP: 0.426, SLG: 0.585 (1, 6)	1-2 G5-3		0-0 HR 1B		1-0 HBP 1B 1B			0-1 G1-3		5	1	2	2	0	0	3											
Dante Bichette, R OBP: 0.351, SLG: 0.473 (1, 10)		1-3 K	2-1 HR		2-0 HBP 1B		0-0 P4	1-3 K		5	1	2	2	0	2	2											
Bernard Gilkey, R OBP: 0.289, SLG: 0.290 (7, PR) Trot Nixon, L OBP: 0.369, SLG: 0.462 (7, 9)			0-0 F8		3-2 HBP 1B		4-2 BB		3-3 K	2	0	0	0	1	1	0											
Jason Varitek, S OBP: 0.355, SLG: 0.408 (1, 2)	1-2 G4-3		0-0 G6-3		0-0 F8		2-2 F8		0-0 L7	5	0	0	0	0	0	4											
Brian Daubach, L OBP: 0.331, SLG: 0.477 (8, PR) Rico Brogna, L OBP: 0.297, SLG: 0.366 (8, 3)			2-3 K	0-0 G3		3-3 K		1-1 1B 1B 2B	0-1 P5	4	0	1	0	0	2	0											
Manny Alexander, R OBP: 0.258, SLG: 0.333 (1, 5)			4-0 1B 1B BB	1-3 K		3-1 BB 1B		1-2 1B BB SF7 1B		3	2	2	0	1	1	0											
Inning Stats	R: 0 E: 0 K: 1 S: 10	H: 1 LOB: 1 BB: 0 P: 15	R: 0 E: 0 K: 2 S: 9	H: 0 LOB: 0 BB: 0 P: 12	R: 6 E: 0 K: 1 S: 16	H: 5 LOB: 0 BB: 1 P: 26	R: 0 E: 0 K: 1 S: 9	H: 0 LOB: 0 BB: 0 P: 12	R: 0 E: 0 K: 0 S: 10	H: 2 LOB: 3 BB: 0 P: 18	R: 0 E: 0 K: 2 S: 13	H: 1 LOB: 2 BB: 1 P: 25	R: 0 E: 0 K: 0 S: 7	H: 0 LOB: 1 BB: 1 P: 14	R: 2 E: 0 K: 1 S: 16	H: 3 LOB: 2 BB: 1 P: 26	R: 0 E: 0 K: 1 S: 6	H: 0 LOB: 0 BB: 0 P: 9	1B: 9 2B: 2 3B: 0 HR: 1	SF: 1 SAC: 0 DP: 0 HBP: 1	WP: 1 PB: 0 SB: 0 CS: 0	PA: 44					
PITCHER	IP	WLS	BF	H	R	ER	SO	BB	IBB	HBP	BLK	WP	HR	S	P	ERA	WHIP										
Chuck Finley, L ERA: 4.41	5.1	L	27	9	6	6	6	1	0	1	0	1	1	60	95	10.12	1.875										
Justin Speier, R ERA: 3.17	1.2		7	0	0	0	1	2	0	0	0	0	0	14	27	0.00	1.200										
Steve Karsay, R ERA: 4.22	0.0		2	2	2	2	0	0	0	0	0	0	0	5	7	∞	∞										
Paul Shuey, R ERA: 3.27	1.0		5	1	0	0	1	1	0	0	0	0	0	11	19	0.00	2.000										
Ricardo Rincon, L ERA: 2.4	1.0		3	0	0	0	1	0	0	0	0	0	0	6	9	0.00	0.000										

Batter	1	2	3	4	5	6	7	8	9	AB	R	H	RBI	BB	SO	LOB	BOTTOM										
Kenny Lofton, L OBP: 0.370, SLG: 0.433 (1, 8)	3-2 G4-3		4-2 HBP FC BB		1-1 P4		2-2 G4-3			3	0	0	0	1	0	0	Boston Red Sox @ Cleveland Indians Jacobs Field, Cleveland, OH Tue Sep 12 2000, 7:05 PM EDT Att: 42,714 - Cloudy - 70 F										
Omar Vizquel, S OBP: 0.398, SLG: 0.378 (1, 6)	0-1 1B 2B		2-2 FC G6-3 HBP		1-1 G1-3		0-0 B1-3			3	2	1	0	0	0	0											
Roberto Alomar, S OBP: 0.367, SLG: 0.468 (1, 4)	4-1 1B BB		1-1 FC		2-1 HR 2B		2-2 G6-3			3	1	1	1	1	0	2											
Manny Ramirez, R OBP: 0.454, SLG: 0.670 (1, 9)	0-1 1B		0-0 G6-3		0-1 HR		3-3 K			4	1	2	4	0	1	1											
Jim Thome, L OBP: 0.407, SLG: 0.556 (1, 10)	3-1 G4-3		1-1 F9		2-1 G3		1-1 K		2-3 K	4	0	0	0	0	1	2											
David Segui, S OBP: 0.392, SLG: 0.502 (1, 3)		3-1 L9		1-0 F9		1-2 G6-3		1-1 G3-1		4	0	0	0	0	0	0											
Travis Fryman, R OBP: 0.398, SLG: 0.524 (1, 5)		1-3 K		3-2 F9		2-1 G6-3		2-2 E 2B		4	1	1	0	0	1	0											
Russell Branyan, L OBP: 0.333, SLG: 0.600 (1, 7)		3-3 K		1-0 G4-3		3-3 K		2-1 E9 1B		4	0	1	0	0	2	0											
Sandy Alomar Jr., R OBP: 0.328, SLG: 0.409 (1, 2)			0-0 HBP BB FC 1B		1-1 G5-3		3-2 F7		3-2 G6-3	4	1	1	0	0	0	1											
Inning Stats	R: 1 E: 0 K: 0 S: 10	H: 2 LOB: 1 BB: 1 P: 20	R: 0 E: 0 K: 2 S: 8	H: 0 LOB: 0 BB: 0 P: 15	R: 2 E: 1 K: 0 S: 10	H: 1 LOB: 1 BB: 1 P: 18	R: 0 E: 0 K: 0 S: 5	H: 0 LOB: 0 BB: 0 P: 10	R: 0 E: 0 K: 0 S: 6	H: 0 LOB: 0 BB: 0 P: 9	R: 2 E: 0 K: 0 S: 12	H: 2 LOB: 0 BB: 0 P: 19	R: 0 E: 0 K: 1 S: 10	H: 0 LOB: 0 BB: 0 P: 18	R: 0 E: 0 K: 1 S: 12	H: 0 LOB: 0 BB: 0 P: 17		R: 1 E: 1 K: 1 S: 14	H: 2 LOB: 1 BB: 0 P: 24	1B: 3 2B: 3 3B: 0 HR: 1	SF: 1 SAC: 0 DP: 0 HBP: 1	WP: 0 PB: 0 SB: 0 CS: 0	PA: 36				
PITCHER	IP	WLS	BF	H	R	ER	SO	BB	IBB	HBP	BLK	WP	HR	S	P	ERA	WHIP										
Ramon Martinez, R ERA: 6.15	5.0	W	22	5	5	5	2	2	0	1	0	0	0	6	9	9.00	1.400										
Rheal Cormier, L ERA: 4.49	0.2	H	2	0	0	0	0	0	0	0	0	0	0	6	9	0.00	0.000										
Hector Carrasco, R ERA: 4.23	0.1	H	1	0	0	0	0	0	0	0	0	0	0	2	4	0.00	0.000										
Rod Beck, R ERA: 2.23	2.0	H	6	0	0	0	2	0	0	0	0	0	0	22	35	0.00	0.000										
Derek Lowe, R ERA: 2.69	1.0	S	5	2	1	0	1	0	0	0	0	0	0	14	24	0.00	2.000										

AB	38
R	8
H	12
RBI	8
BB	4
SO	9
LOB	14



AB	33
R	6
H	7
RBI	5
BB	2
SO	5
LOB	6



Batter	1	2	3	4	5	6	7	8	9	AB	R	H	RBI	BB	SO	LOB	TOP																				
Trot Nixon, L OBP: 0.367, SLG: 0.456 (1, 9)										4	0	0	0	1	1	3																					
Jose Offerman, S OBP: 0.347, SLG: 0.360 (1, 4)										5	0	1	0	0	0	1																					
Carl Everett, S OBP: 0.372, SLG: 0.589 (1, 8)										3	2	1	0	1	1	1																					
Nomar Garciaparra, R OBP: 0.424, SLG: 0.582 Domie Sadler, R OBP: 0.250, SLG: 0.308 (8, 6)										4	0	1	0	0	1	2																					
Troy O'Leary, L OBP: 0.323, SLG: 0.403 (1, 7)										4	0	1	2	0	1	3																					
Dante Bichette, R OBP: 0.348, SLG: 0.469 (1, 10)										4	0	0	0	0	0	2																					
Brian Daubach, L OBP: 0.331, SLG: 0.475 Izzy Alcantara, R OBP: 0.302, SLG: 0.439 (8, PH) (8, 3)										2	0	0	0	1	1	0																					
Jason Varitek, S OBP: 0.355, SLG: 0.415 Scott Hatteberg, L OBP: 0.355, SLG: 0.433 (8, 2)										3	1	1	1	0	2	1																					
Lou Merloni, R OBP: 0.350, SLG: 0.453 Rico Brogna, L OBP: 0.286, SLG: 0.364 (9, PH)										2	0	1	0	1	0	0																					
Inning Stats	R: 0 H: 2 E: 0 K: 3 S: 16	H: 2 R: 3 ER: 2 LOB: 2 BB: 0 P: 22	R: 0 H: 0 E: 0 K: 1 S: 12	H: 0 R: 2 ER: 2 LOB: 2 BB: 2 P: 25	R: 1 H: 2 E: 0 K: 1 S: 13	H: 2 R: 0 ER: 0 LOB: 1 BB: 0 P: 18	R: 0 H: 1 E: 0 K: 1 S: 9	H: 1 R: 1 ER: 1 LOB: 1 BB: 0 P: 13	R: 1 H: 0 E: 1 K: 0 S: 11	H: 0 R: 0 ER: 0 LOB: 0 BB: 1 P: 22	R: 0 H: 0 E: 0 K: 0 S: 6	H: 0 R: 0 ER: 0 LOB: 0 BB: 0 P: 9	R: 0 H: 0 E: 0 K: 0 S: 6	H: 0 R: 0 ER: 0 LOB: 0 BB: 0 P: 6	R: 0 H: 0 E: 0 K: 2 S: 9	H: 0 R: 0 ER: 0 LOB: 1 BB: 1 P: 14	1B: 3 2B: 2 3B: 0 HR: 1	SF: 0 SAC: 0 DP: 0 HBP: 0	WP: 0 PA: 38 PB: 0 SB: 0 CS: 0																		
PITCHER	IP	WLS	BF	H	R	ER	SO	BB	IBB	HBP	BLK	WP	HR	S	P	ERA	WHIP	PITCHER		IP	WLS	BF	H	R	ER	SO	BB	IBB	HBP	BLK	WP	HR	S	P	ERA	WHIP	
Bartolo Colon, R ERA: 4.25 (1, 1)	7.0	W	31	6	3	2	7	3	0	0	0	0	1	78	125	2.57	1.286																				
Ricardo Rincon, L ERA: 2.25 (8, 1)	1.0		3	0	0	0	0	0	0	0	0	0	0	6	6	0.00	0.000																				
Bob Wickman, R ERA: 2.91 (9, 1)	1.0		4	0	0	0	2	1	0	0	0	0	0	9	14	0.00	1.000																				

Boston Red Sox @ Cleveland Indians
Jacobs Field, Cleveland, OH
Wed Sep 13 2000, 7:05 PM EDT
Att: 42,667 - Sunny - 69 F

AB 34
R 3
H 6
RBI 3
BB 4
SO 9
LOB 13



Batter	1	2	3	4	5	6	7	8	9	AB	R	H	RBI	BB	SO	LOB	BOTTOM																				
Kenny Lofton, L OBP: 0.372, SLG: 0.433 Dave Roberts, L OBP: 0.400, SLG: 0.250 (7, PR) (8, 7)										3	1	1	0	1	0	1																					
Omar Vizquel, S OBP: 0.370, SLG: 0.380 (1, 6)										3	1	2	2	1	1	1																					
Roberto Alomar, S OBP: 0.369, SLG: 0.467 John McDonald, R (8, 4)										3	1	1	0	2	1	1																					
Manny Ramirez, R OBP: 0.454, SLG: 0.678 (1, 9)										5	1	2	4	0	1	5																					
Jim Thome, L OBP: 0.407, SLG: 0.553 (1, 10)										3	1	0	0	2	1	3																					
David Segui, S OBP: 0.390, SLG: 0.505 (1, 3)										5	1	1	2	0	0	1																					
Travis Fryman, R OBP: 0.398, SLG: 0.522 (1, 5)										4	2	1	0	1	1	1																					
Russell Branyan, L OBP: 0.340, SLG: 0.623 Jolbert Cabrera, R OBP: 0.302, SLG: 0.316 (7, PH) (8, 8)										3	1	2	2	0	1	0																					
Einar Diaz, R OBP: 0.325, SLG: 0.394 (1, 2)										4	1	2	0	0	1	1																					
Inning Stats	R: 0 H: 2 E: 0 K: 2 S: 15	H: 3 R: 6 ER: 3 LOB: 1 BB: 1 P: 26	R: 0 H: 0 E: 0 K: 0 S: 7	H: 0 R: 1 ER: 1 LOB: 1 BB: 1 P: 11	R: 3 H: 2 E: 0 K: 1 S: 17	H: 2 R: 0 ER: 0 LOB: 1 BB: 2 P: 32	R: 0 H: 0 E: 0 K: 2 S: 7	H: 0 R: 0 ER: 0 LOB: 1 BB: 1 P: 13	R: 4 H: 4 E: 0 K: 0 S: 23	H: 4 R: 0 ER: 0 LOB: 3 BB: 2 P: 44	R: 0 H: 0 E: 0 K: 0 S: 7	H: 0 R: 0 ER: 0 LOB: 0 BB: 0 P: 11	1B: 8 2B: 1 3B: 0 HR: 3	SF: 1 SAC: 0 DP: 0 HBP: 1	WP: 0 PA: 43 PB: 0 SB: 2 CS: 1																						
PITCHER	IP	WLS	BF	H	R	ER	SO	BB	IBB	HBP	BLK	WP	HR	S	P	ERA	WHIP	PITCHER		IP	WLS	BF	H	R	ER	SO	BB	IBB	HBP	BLK	WP	HR	S	P	ERA	WHIP	
Tomo Ohka, R ERA: 3.63 (4, 1)	1.1		5	1	0	0	2	4	0	0	0	0	0	11	19	0.00	0.750																				
Jeff Fassero, L ERA: 5.04 (6, 1)	1.0		6	2	3	3	2	2	0	0	0	0	2	14	29	27.00	4.000																				
40 Sang-Hoon Lee, L ERA: 7.2 (7, 1)	0.2		5	2	1	1	0	0	0	1	0	0	0	14	22	13.50	3.000																				
Rick Crouchmore, R ERA: 8.49 (7, 1)	0.1		2	0	0	0	0	1	0	0	0	0	0	2	6	0.00	3.000																				

Boston Red Sox @ Cleveland Indians
Jacobs Field, Cleveland, OH
Wed Sep 13 2000, 7:05 PM EDT
Att: 42,667 - Sunny - 69 F

AB 34
R 10
H 12
RBI 10
BB 7
SO 7
LOB 15



Batter	1	2	3	4	5	6	7	8	9	AB	R	H	RBI	BB	SO	LOB	TOP										
Trot Nixon, L OBP: 0.369, SLG: 0.455 (1, 9)	P6		SH2-3					K		3	1	1	0	1	1	0	Boston Red Sox @ Cleveland Indians Jacobs Field, Cleveland, OH Thu Sep 14 2000, 7:05 PM EDT Att: 42,709 - Cloudy - 65 F										
Jose Offerman, S OBP: 0.346, SLG: 0.358 Donnie Sadler, R OBP: 0.250, SLG: 0.308 (8, 4)	F8		G4-3					K		5	1	1	0	0	1	3											
Carl Everett, S OBP: 0.376, SLG: 0.600 (1, 8)	2B							G3-1		5	2	4	3	0	0	0											
Nomar Garciaparra, R OBP: 0.426, SLG: 0.586 (1, 6)										4	1	2	1	1	0	1											
Troy O'Leary, L OBP: 0.322, SLG: 0.401 (1, 7)	F8		G3							5	0	1	1	0	0	4											
Dante Bichette, R OBP: 0.349, SLG: 0.473 (1, 10)										4	1	1	1	1	1	1											
Brian Daubach, L OBP: 0.329, SLG: 0.471 Rico Brogna, L OBP: 0.286, SLG: 0.364 (8, 3)	G1-3									4	0	0	0	0	0	2											
Jason Varitek, S OBP: 0.352, SLG: 0.411 (1, 2)	F8									4	0	0	0	0	1	0											
Lou Merloni, R OBP: 0.345, SLG: 0.436 Manny Alexander, R OBP: 0.258, SLG: 0.333 (8, 5)										3	1	0	0	0	1	1											
										0	0	0	0	0	0	0											
Inning Stats	R: 1 E: 0 K: 0 S: 9	H: 2 LOB: 1 BB: 0 P: 15	R: 0 E: 0 K: 1 S: 12	H: 0 LOB: 0 BB: 0 P: 17	R: 1 E: 0 K: 0 S: 6	H: 1 LOB: 2 BB: 1 P: 15	R: 1 E: 1 K: 0 S: 12	H: 1 LOB: 2 BB: 1 P: 22	R: 0 E: 0 K: 0 S: 13	H: 1 LOB: 2 BB: 1 P: 25	R: 4 E: 0 K: 1 S: 19	H: 5 LOB: 1 BB: 0 P: 31	R: 0 E: 0 K: 1 S: 10	H: 0 LOB: 0 BB: 0 P: 17	R: 0 E: 0 K: 2 S: 10	H: 0 LOB: 0 BB: 0 P: 14	R: 0 E: 0 K: 0 S: 9	H: 0 LOB: 0 BB: 0 P: 13	1B: 5 2B: 3 3B: 0 HR: 2	SF: 0 SAC: 1 DP: 0 HBP: 1	WP: 2 PB: 0 SB: 1 CS: 0	PA: 42					
PITCHER	IP	WLS	BF	H	R	ER	SO	BB	IBB	HBP	BLK	WP	HR	S	P	ERA	WHIP										
Charles Nagy, R ERA: 7.08 (1, 1)	4.2	L	24	5	3	3	1	2	1	1	0	0	1	50	90	5.79	1.500										
Cameron Cairncross, L ERA: 2.7 (5, 1)	1.0		4	1	1	1	1	0	0	0	0	0	0	10	15	9.00	1.000										
Justin Speier, R ERA: 0.62 (6, 1)	0.0		3	3	2	2	0	0	0	0	0	1	1	7	13	∞	∞										
Chris Nichting, R ERA: 1.69 (6, 1)	1.1		5	1	1	1	1	0	0	0	0	1	0	14	24	6.75	0.750										
Steve Karsay, R ERA: 4.99 (8, 1)	2.0		6	0	0	0	2	0	0	0	0	0	0	19	27	0.00	0.000										

Batter	1	2	3	4	5	6	7	8	9	AB	R	H	RBI	BB	SO	LOB	BOTTOM										
Kenny Lofton, L OBP: 0.369, SLG: 0.429 (1, 8)	G4-3							L9		4	0	0	0	0	0	0	Boston Red Sox @ Cleveland Indians Jacobs Field, Cleveland, OH Thu Sep 14 2000, 7:05 PM EDT Att: 42,709 - Cloudy - 65 F										
Omar Vizquel, S OBP: 0.389, SLG: 0.379 (1, 6)	L7							2B		4	1	1	0	0	1	0											
Roberto Alomar, S OBP: 0.370, SLG: 0.470 (1, 4)	G1-3									4	1	2	1	0	0	0											
Manny Ramirez, R OBP: 0.452, SLG: 0.673 (1, 9)										4	0	1	0	0	1	1											
Jim Thome, L OBP: 0.408, SLG: 0.552 (1, 3)										3	1	1	0	1	2	2											
David Segui, S OBP: 0.391, SLG: 0.511 (1, 10)										4	1	2	3	0	0	1											
Travis Fryman, R OBP: 0.396, SLG: 0.518 (1, 5)										4	0	0	0	0	3	2											
Russell Branyan, L OBP: 0.333, SLG: 0.610 (1, 7)										3	0	0	0	0	2	2											
Sandy Alomar Jr., R OBP: 0.325, SLG: 0.405 (1, 2)										3	0	0	0	0	1	0											
Inning Stats	R: 0 E: 0 K: 0 S: 8	H: 0 LOB: 0 BB: 0 P: 13	R: 0 E: 0 K: 1 S: 10	H: 0 LOB: 0 BB: 0 P: 13	R: 0 E: 0 K: 3 S: 10	H: 0 LOB: 0 BB: 0 P: 16	R: 0 E: 0 K: 0 S: 7	H: 0 LOB: 0 BB: 0 P: 9	R: 2 E: 0 K: 2 S: 13	H: 1 LOB: 0 BB: 1 P: 24	R: 0 E: 0 K: 1 S: 9	H: 0 LOB: 0 BB: 0 P: 10	R: 1 E: 0 K: 3 S: 18	H: 3 LOB: 2 BB: 0 P: 27	R: 1 E: 0 K: 0 S: 16	H: 2 LOB: 1 BB: 0 P: 25	R: 0 E: 0 K: 0 S: 7	H: 1 LOB: 0 BB: 0 P: 10	1B: 5 2B: 1 3B: 0 HR: 1	SF: 0 SAC: 0 DP: 1 HBP: 0	WP: 0 PB: 0 SB: 1 CS: 0	PA: 34					
PITCHER	IP	WLS	BF	H	R	ER	SO	BB	IBB	HBP	BLK	WP	HR	S	P	ERA	WHIP										
Pedro Martinez, R ERA: 1.81 (1, 1)	7.0	W	26	4	3	3	10	1	0	0	0	0	0	14	23	3.86	0.714										
Rod Beck, R ERA: 2.45 (8, 1)	0.2		4	2	1	1	0	0	0	0	0	0	0	9	12	0.00	0.750										
Derek Lowe, R ERA: 2.64 (8, 1)	1.1	S	4	1	0	0	0	0	0	0	0	0	0	9	12	0.00	0.750										

Batter	1	2	3	4	5	6	7	8	9	AB	R	H	RBI	BB	SO	LOB	TOP										
Kenny Lofton, L OBP: 0.369, SLG: 0.429 Chan Perry, R OBP: 0.143, SLG: 0.143	F8	K					K		G5-3	5	0	2	1	0	2	2	Cleveland Indians @ New York Yankees Yankee Stadium, Bronx, NY Fri Sep 15 2000, 7:05 PM EDT Att: 48,443 - Sunny - 70 F										
Omar Vizquel, S OBP: 0.385, SLG: 0.378 John McDonald, R OBP: 0.200, SLG: 0.200	2B	BB	L6	F7		FC4-6	1B		FC6-4	4	2	1	1	1	0	4											
Roberto Alomar, S OBP: 0.368, SLG: 0.470 Jolbert Cabrera, R OBP: 0.301, SLG: 0.314	1-H	2B	G4-3		G3	SF7	FC4-6		FC6-4	4	1	1	3	0	0	1											
Manny Ramirez, R OBP: 0.456, SLG: 0.681		BB			K	BB	HR		HR	3	2	2	2	2	1	0											
Jim Thome, L OBP: 0.408, SLG: 0.549	K				1B	BB	HR		G4-3	4	1	1	0	1	2	3											
David Segui, S OBP: 0.391, SLG: 0.515	P6				1B	HR				5	1	2	4	0	1	2											
Travis Fryman, R OBP: 0.394, SLG: 0.516 Bill Selby, L OBP: 0.267, SLG: 0.276		K			F7	E1	1B		K	4	0	1	0	0	2	2											
Russell Branyan, L OBP: 0.337, SLG: 0.601 Dave Roberts, L OBP: 0.333, SLG: 0.200	F8				1B	HBP			P5	2	2	0	0	1	0	1											
Sandy Alomar Jr., R OBP: 0.332, SLG: 0.411		1B			1B		FC4-6	1B	FC4-6	5	2	4	0	0	0	0											
Inning Stats	R: 1 H: 1 E: 0 K: 1 S: 11	H: 1 LOB: 2 BB: 2 P: 22	R: 0 H: 1 E: 0 K: 2 S: 9	H: 1 LOB: 1 BB: 0 P: 14	R: 0 H: 1 E: 0 K: 1 S: 8	H: 1 LOB: 1 BB: 0 P: 13	R: 1 H: 2 E: 0 K: 1 S: 11	H: 2 LOB: 2 BB: 0 P: 19	R: 0 H: 2 E: 0 K: 1 S: 11	H: 2 LOB: 2 BB: 0 P: 16	R: 6 H: 4 E: 1 K: 0 S: 17	H: 4 LOB: 1 BB: 3 P: 38	R: 3 H: 3 E: 0 K: 1 S: 18	H: 3 LOB: 0 BB: 0 P: 27	R: 0 H: 0 E: 0 K: 2 S: 12	H: 0 LOB: 0 BB: 0 P: 16		R: 0 H: 1 E: 0 K: 0 S: 9	H: 1 LOB: 1 BB: 0 P: 12	1B: 12 2B: 1 3B: 0 HR: 2	SF: 1 SAC: 0 DP: 0 HBP: 1	WP: 0 PB: 0 SB: 0 CS: 0	PA: 48				
PITCHER	IP	WLS	BF	H	R	ER	SO	BB	IBB	HBP	BLK	WP	HR	S	P	ERA	WHIP										
David Cone, R ERA: 6.29	5.2	L	31	9	6	6	6	4	0	1	0	0	0	62	108	9.53	2.294										
Jason Grimsley, R ERA: 4.75	0.0		3	2	2	2	0	1	0	0	0	0	1	4	12	∞	∞										
Craig Dingman, R ERA: 7.36	1.0		6	3	3	3	1	0	0	0	0	0	1	17	25	27.00	3.000										
Ted Lilly, L ERA:	1.1		4	0	0	0	2	0	0	0	0	0	0	14	20	0.00	0.000										
Jay Tessmer, R ERA:	1.0		4	1	0	0	0	0	0	0	0	0	0	9	12	0.00	1.000										

Batter	1	2	3	4	5	6	7	8	9	AB	R	H	RBI	BB	SO	LOB	BOTTOM										
Jose Vizcaino, S OBP: 0.308, SLG: 0.297	G5-3		G4-3						F7	4	0	1	0	0	0	0	Cleveland Indians @ New York Yankees Yankee Stadium, Bronx, NY Fri Sep 15 2000, 7:05 PM EDT Att: 48,443 - Sunny - 70 F										
2 Derek Jeter, R OBP: 0.407, SLG: 0.476 Alfonso Soriano, R OBP: 0.182, SLG: 0.349	1B			K	F8			G4-3	3	0	1	0	0	1	1	1											
Paul O'Neill, L OBP: 0.349, SLG: 0.444 Ryan Thompson, R OBP: 0.348, SLG: 0.525	K			F9	BB	BB		G4-3	2	0	0	0	1	1	1	1											
David Justice, L OBP: 0.382, SLG: 0.589	K			BB	BB			F8	3	0	0	0	1	1	1	1											
Glenallen Hill, R OBP: 0.340, SLG: 0.591	K			F9	BB	BB		FC4-6	1B	4	1	2	1	0	1	2											
Scott Brosius, R OBP: 0.306, SLG: 0.388 Luis Polonia, L OBP: 0.333, SLG: 0.410	G6-3				BB			FC4-6	1B	2	0	0	0	1	0	1											
Luis Sojo, R OBP: 0.331, SLG: 0.438	G4-3			K				FC4-6	1B	1	0	0	0	0	0	0											
Chris Turner, R OBP: 0.330, SLG: 0.313			F8					F8	3	0	0	0	0	1	0	0											
Clay Bellinger, R OBP: 0.298, SLG: 0.388			G6-3					F8	3	0	0	0	0	0	0	0											
Inning Stats	R: 0 H: 1 E: 0 K: 2 S: 13	H: 0 LOB: 0 BB: 0 P: 9	R: 0 H: 0 E: 0 K: 0 S: 5	H: 0 LOB: 0 BB: 0 P: 7	R: 0 H: 0 E: 0 K: 2 S: 12	H: 0 LOB: 3 BB: 3 P: 30	R: 0 H: 1 E: 0 K: 1 S: 8	H: 1 LOB: 1 BB: 0 P: 12	R: 0 H: 1 E: 0 K: 0 S: 9	H: 1 LOB: 1 BB: 0 P: 11	R: 0 H: 0 E: 0 K: 0 S: 6	H: 0 LOB: 0 BB: 0 P: 8	R: 0 H: 0 E: 0 K: 1 S: 6	H: 0 LOB: 0 BB: 0 P: 8	R: 1 H: 1 E: 0 K: 0 S: 7	H: 1 LOB: 0 BB: 0 P: 11		1B: 2 2B: 1 3B: 0 HR: 1	SF: 0 SAC: 0 DP: 0 HBP: 0	WP: 0 PB: 0 SB: 0 CS: 0	PA: 34						
PITCHER	IP	WLS	BF	H	R	ER	SO	BB	IBB	HBP	BLK	WP	HR	S	P	ERA	WHIP										
Dave Burba, R ERA: 4.31	8.0	W	30	3	0	0	7	3	0	0	0	0	0	65	102	0.00	0.750										
Steve Woodard, R ERA: 6.34	1.0		4	1	1	1	0	0	0	0	0	0	1	7	11	9.00	1.000										



Batter	1	2	3	4	5	6	7	8	9	AB	R	H	RBI	BB	SO	LOB	TOP					
Kenny Lofton, L (1, 8) OBP: 0.369, SLG: 0.426	1-0 F8			2-2 F9		2-0 HBP			0-1 G4-3	3	0	0	0	0	0	0	Cleveland Indians @ New York Yankees Yankee Stadium, Bronx, NY Sat Sep 16 2000, 1:05 PM EDT Att: 55,097 - Cloudy - 61 F					
Omar Vizquel, S (1, 6) OBP: 0.395, SLG: 0.377	0-1 F7			0-0 G4-3		3-3 K			3-2 HR 1B	4	1	1	0	0	1							
Roberto Alomar, S (1, 4) OBP: 0.366, SLG: 0.466	0-1 F7			3-2 F9		2-0 F9			0-0 F8	4	0	0	0	0	2							
Manny Ramirez, R (1, 9) OBP: 0.454, SLG: 0.684		1-3 K			0-3 K				1-0 HR	4	1	1	2	0	2							
Jim Thome, L (1, 10) OBP: 0.405, SLG: 0.545		0-0 F9			2-3 K				2-1 P6	4	0	0	0	0	1							
David Segui, S (1, 3) OBP: 0.391, SLG: 0.514		1-3 K			0-1 FC6-4 1B					3	0	1	0	0	2							
Travis Fryman, R (1, 5) OBP: 0.392, SLG: 0.513			1-1 G6-3		0-0 FC6-4 1B				1-1 G5-3	3	0	0	0	0	1							
Russell Branyan, L (1, 7) OBP: 0.337, SLG: 0.616			1-1 F9			0-2 HR			2-1 F7	3	1	1	1	0	0							
Einar Diaz, R (1, 2) OBP: 0.321, SLG: 0.389			0-0 F8			1-1 F8			0-1 F9	3	0	0	0	0	0							
Inning Stats	R: 0 E: 0 K: 0 S: 5	H: 0 LOB: 0 BB: 0 P: 6	R: 0 E: 0 K: 2 S: 7	H: 0 LOB: 0 BB: 0 P: 9	R: 0 E: 0 K: 0 S: 5	H: 0 LOB: 0 BB: 0 P: 7	R: 0 E: 0 K: 0 S: 7	H: 0 LOB: 0 BB: 0 P: 12	R: 0 E: 0 K: 2 S: 9	H: 1 LOB: 1 BB: 0 P: 11	R: 1 E: 0 K: 1 S: 9	H: 1 LOB: 1 BB: 0 P: 17	R: 0 E: 0 K: 1 S: 8	H: 0 LOB: 0 BB: 0 P: 11	R: 0 E: 0 K: 0 S: 6	H: 0 LOB: 0 BB: 0 P: 9	R: 2 E: 0 K: 0 S: 10	H: 2 LOB: 0 BB: 0 P: 16	1B: 2 2B: 0 3B: 0 HR: 2	SF: 0 SAC: 0 DP: 0 HBP: 1	WP: 0 PB: 0 SB: 1 CS: 0	PA: 32
PITCHER Orlando Hernandez, R (1, 1) ERA: 4.99	IP: 9.0 WLS: W BF: 32 H: 4 R: 3 ER: 3 SO: 6 BB: 0 IBB: 0 HBP: 1 BLK: 0 WP: 0 HR: 2 S: 66 P: 98 ERA: 3.00 WHIP: 0.444															PITCHER						

Batter	1	2	3	4	5	6	7	8	9	AB	R	H	RBI	BB	SO	LOB	BOTTOM													
Chuck Knoblauch, R (1, 4) OBP: 0.363, SLG: 0.395	4-2 G4-3			4-1 3B					2-1 F8	2	1	0	0	2	0	3	Cleveland Indians @ New York Yankees Yankee Stadium, Bronx, NY Sat Sep 16 2000, 1:05 PM EDT Att: 55,097 - Cloudy - 61 F													
Jose Vizcaino, S (8, 4) OBP: 0.308, SLG: 0.297	BB	1-2 2-3 HBP		BB						0	0	0	0	0	0	0														
Luis Sojo, R (1, 6) OBP: 0.332, SLG: 0.444	2-1 G4-3	1-1 1-2 2-3 HBP		1-1 1-H 2B 3B		3-2 F8			2-3 K	5	1	2	3	0	1															
David Justice, L (1, 9) OBP: 0.384, SLG: 0.593	1-3 K	0-0 F2		0-2 3-H 2B		4-0 BB			0-0 G4-3 2B	4	0	2	1	1	3															
Tino Martinez, L (1, 3) OBP: 0.334, SLG: 0.427	2-1 F9		1-2 G4-3	3-H 2-1 F7		4-1 BB			1-1 G4-3	4	0	0	0	1	0															
2D Jorge Posada, S (1, 2) OBP: 0.430, SLG: 0.539		2-3 K	1-3 K		3-2 HR	2-3 K			4-1 BB	4	1	1	1	1	3															
Glenallen Hill, R (1, 10) OBP: 0.344, SLG: 0.601		0-0 HR	0-0 1B		1-1 G1-3 1B	2-2 G1-3			1-0 F8	5	1	3	1	0	4															
Luis Polonia, L (1, 7) OBP: 0.335, SLG: 0.414		2-1 HR	3-2 F7		2-1 G1-3 1B				0-1 G4-3	4	0	2	0	0	1															
Ryan Thompson, R (8, 7) OBP: 0.348, SLG: 0.525		CS 2B			1-2 1B					0	0	0	0	0	0															
Scott Brosius, R (1, 5) OBP: 0.308, SLG: 0.388		4-0 HBP 1B 1B BB		1-2 F9	1-2 G1-3				0-0 1B	3	1	1	0	1	0															
Clay Bellinger, R (1, 8) OBP: 0.297, SLG: 0.385		3-2 HBP 1B 1B		1-1 F8	3-3 K				0-3 K	4	1	1	0	0	2															
Inning Stats	R: 0 E: 0 K: 1 S: 9	H: 0 LOB: 1 BB: 1 P: 18	R: 3 E: 0 K: 1 S: 12	H: 4 LOB: 2 BB: 1 P: 25	R: 0 E: 0 K: 1 S: 10	H: 1 LOB: 1 BB: 0 P: 15	R: 2 E: 0 K: 0 S: 15	H: 2 LOB: 1 BB: 1 P: 24	R: 1 E: 0 K: 1 S: 16	H: 3 LOB: 2 BB: 0 P: 26	R: 0 E: 0 K: 1 S: 15	H: 0 LOB: 2 BB: 2 P: 30	R: 0 E: 0 K: 1 S: 8	H: 1 LOB: 1 BB: 0 P: 10	R: 0 E: 0 K: 1 S: 8	H: 1 LOB: 2 BB: 1 P: 16	1B: 6 2B: 3 3B: 1 HR: 2	SF: 0 SAC: 0 DP: 0 HBP: 1	WP: 0 PB: 0 SB: 0 CS: 1	PA: 42										
PITCHER Jason Bere, R (1, 1) ERA: 5.28	IP: 3.2 WLS: L BF: 21 H: 7 R: 5 ER: 5 SO: 3 BB: 3 IBB: 0 HBP: 0 BLK: 0 WP: 0 HR: 1 S: 44 P: 78 ERA: 12.27 WHIP: 2.727															PITCHER Jamie Brewington, R (8, 1) ERA: 5.8														
Cameron Cairncross, L (4, 1) ERA: 2.57	0.1	1	0	0	0	0	0	0	0	0	0	2	4	0.00	0.000															
Jim Brower, R (5, 1) ERA: 0.96	1.2	10	3	1	1	2	2	0	0	0	0	1	26	49	5.40	3.000														
Steve Reed, R (6, 1) ERA: 4.83	1.2	6	1	0	0	2	0	0	0	0	0	0	16	22	0.600															
Ricardo Rincon, L (8, 1) ERA: 2.2	0.1	3	1	0	0	0	1	0	0	0	0	0	4	9	0.00	6.000														



Batter	1	2	3	4	5	6	7	8	9	AB	R	H	RBI	BB	SO	LOB	TOP					
Kenny Lofton, L (1, 8) OBP: 0.371, SLG: 0.425 Dave Roberts, L (6, 8) OBP: 0.250, SLG: 0.143	F9	2-4	1B SH1-4 2B BB	1-2 2B BB	4-2 E BB		G3-1		G4-3	1 3 0 0 3 0 0 2 0 0 0 0 0 0							Cleveland Indians @ New York Yankees Yankee Stadium, Bronx, NY Sun Sep 17 2000, 1:05 PM EDT Att: 50,174 - Sunny - 64 F					
Omar Vizquel, S (1, 6) OBP: 0.389, SLG: 0.377 Bill Selby, L (6, 5) OBP: 0.258, SLG: 0.267	F8		SH1-4	2B 1-2 2B 1B	0-0 P1		K			3 1 1 0 0 0 1 1 0 0 0 0 1 0												
Roberto Alomar, S (1, 4) OBP: 0.368, SLG: 0.470 Chan Perry, R (6, 9) OBP: 0.125, SLG: 0.125	HR		2B E 1B	2-0 2B 1-3 2-H 3-H	2-0 2B 2B		K		G5-3	4 3 3 2 0 1 1 1 0 0 0 0 0 0												
Manny Ramirez, R (1, 9) OBP: 0.456, SLG: 0.695 Russell Branyan, L (6, 7) OBP: 0.335, SLG: 0.612	HR		E9 1B 2B	2-2 1-H 1B 2B	2-1 E9				G1-3	3 3 2 3 1 0 0 1 0 0 0 0 0 0												
David Segui, S (1, 3) OBP: 0.391, SLG: 0.515	P6		HR 1B	2-0 HR 1B	0-1 2B 2B				F8	5 2 2 3 0 1 1												
Travis Fryman, R (1, 5) OBP: 0.394, SLG: 0.522 John McDonald, R (6, PH) OBP: 0.429, SLG: 0.429		F7 1B 2B	HR	1-0 HR	1-3 K				1B	3 2 2 2 0 1 2 2 0 2 0 0 0 0												
Jim Thome, L (1, 10) OBP: 0.402, SLG: 0.539		F7 2B	K	0-3 K	1-3 K				1B	5 0 0 0 0 3 5												
Sandy Alomar Jr., R (1, 2) OBP: 0.330, SLG: 0.411		K	F9	0-0 F9	0-1 K					5 0 1 2 0 3 2												
Jolbert Cabrera, R (1, 7) OBP: 0.304, SLG: 0.316			2-4 1B	0-1 2-4 1B	1-0 F7				F3	5 1 2 1 0 0 2												
Inning Stats	R: 2 E: 0 K: 0 S: 14	H: 2 LOB: 0 BB: 0 P: 24	R: 1 E: 0 K: 1 S: 9	H: 2 LOB: 1 BB: 0 P: 16	R: 5 E: 1 K: 1 S: 17	H: 4 LOB: 0 BB: 1 P: 26	R: 6 E: 0 K: 2 S: 27	H: 5 LOB: 1 BB: 2 P: 40	R: 1 E: 1 K: 1 S: 11	H: 0 LOB: 1 BB: 1 P: 20	R: 0 E: 0 K: 2 S: 8	H: 1 LOB: 1 BB: 0 P: 12	R: 0 E: 0 K: 1 S: 7	H: 0 LOB: 0 BB: 0 P: 12	R: 0 E: 0 K: 1 S: 9	H: 1 LOB: 1 BB: 0 P: 13		R: 0 E: 0 K: 1 S: 11	H: 0 LOB: 0 BB: 0 P: 17	1B: 8 2B: 5 3B: 0 HR: 2	SF: 0 SAC: 1 DP: 0 HBP: 0	WP: 0 PB: 0 SB: 0 CS: 0
PITCHER	IP WLS BF H R ER SO BB IBB HBP BLK WP HR S P ERA WHIP																					
Denny Neagle, L (1, 1) ERA: 4.19	2.1 L 16 8 8 8 1 1 0 0 0 0 0 2 36 62 30.86 3.857																					
Randy Keister, L (3, 1) ERA: 11.12	0.2 8 4 6 6 1 2 0 0 0 0 0 0 22 32 81.00 9.000																					
Craig Dingman, R (4, 1) ERA: 6.48	1.0 4 1 0 0 2 0 0 0 0 0 0 0 9 12 0.00 1.000																					
Ted Lilly, L (5, 1) ERA:	2.0 9 1 1 0 3 1 0 0 0 0 0 0 19 32 0.00 1.000																					
Jason Grimsley, R (7, 1) ERA: 4.65	2.0 7 1 0 0 2 0 0 0 0 0 0 0 16 25 0.00 0.500																					
PITCHER	IP WLS BF H R ER SO BB IBB HBP BLK WP HR S P ERA WHIP																					
Jay Tessmer, R (9, 1) ERA:	1.0 3 0 0 0 1 0 0 0 0 0 0 0 9 17 0.00 0.000																					

Batter	1	2	3	4	5	6	7	8	9	AB	R	H	RBI	BB	SO	LOB	BOTTOM					
Chuck Knoblauch, R (1, 4) OBP: 0.361, SLG: 0.390	F9		FC5-4 2B BB		L3-6 2-3		G6-3		F8	4 0 0 0 1 0 3							Cleveland Indians @ New York Yankees Yankee Stadium, Bronx, NY Sun Sep 17 2000, 1:05 PM EDT Att: 50,174 - Sunny - 64 F					
Derek Jeter, R (1, 6) OBP: 0.407, SLG: 0.475 Alfonso Soriano, R (6, 6) OBP: 0.196, SLG: 0.378		BB BB	FC5-4			G4-3				1 0 0 0 1 0 1 2 0 1 1 0 0 0												
Bernie Williams, S (1, 8) OBP: 0.395, SLG: 0.570 Jose Vizcaino, S (6, 5) OBP: 0.309, SLG: 0.296		K	G2-3			G6-3				2 0 0 0 0 1 2 1 0 0 0 1 0 0												
Jose Canseco, R (1, 9) OBP: 0.382, SLG: 0.464 Luis Polonia, L (7, 9) OBP: 0.334, SLG: 0.413			F9		F9		F8		F9	2 0 0 0 1 0 0 1 0 0 0 0 0 2												
Jorge Posada, S (1, 2) OBP: 0.428, SLG: 0.537 Chris Turner, R (5, 2) OBP: 0.333, SLG: 0.317		F7			F8				G1-3	2 0 0 0 0 0 2 2 1 1 0 0 0 0												
Glenallen Hill, R (1, 10) OBP: 0.340, SLG: 0.593			K		G6-3		K		F7	4 0 0 0 0 2 1												
Luis Sojo, R (1, 5) OBP: 0.334, SLG: 0.441		G6-3			L3-6 1B BB		2B 1B BB		G4-3	2 1 0 0 2 0 0												
Clay Bellinger, R (1, 3) OBP: 0.296, SLG: 0.387		P6			F7		1B 2B		F9	4 1 1 1 0 0 1												
Ryan Thompson, R (1, 7) OBP: 0.360, SLG: 0.523			K		1-2 1B		2B 1B		K	4 1 2 2 0 2 0												
Inning Stats	R: 0 E: 0 K: 1 S: 13	H: 0 LOB: 2 BB: 2 P: 24	R: 0 E: 0 K: 1 S: 7	H: 0 LOB: 0 BB: 0 P: 12	R: 0 E: 0 K: 1 S: 8	H: 0 LOB: 1 BB: 1 P: 15	R: 0 E: 0 K: 0 S: 7	H: 0 LOB: 0 BB: 0 P: 12	R: 0 E: 0 K: 0 S: 11	H: 1 LOB: 1 BB: 1 P: 15	R: 0 E: 0 K: 0 S: 11	H: 0 LOB: 0 BB: 0 P: 18	R: 4 E: 0 K: 1 S: 23	H: 4 LOB: 2 BB: 2 P: 41	R: 0 E: 0 K: 0 S: 4	H: 0 LOB: 0 BB: 0 P: 4		R: 0 E: 0 K: 1 S: 7	H: 0 LOB: 0 BB: 0 P: 7	1B: 3 2B: 3 3B: 0 HR: 0	SF: 0 SAC: 0 DP: 1 HBP: 0	WP: 0 PB: 0 SB: 0 CS: 0
PITCHER	IP WLS BF H R ER SO BB IBB HBP BLK WP HR S P ERA WHIP																					
Chuck Finley, L (1, 1) ERA: 4.27	6.0 W 22 1 0 0 3 4 0 0 0 0 0 0 22 40 54.00 9.000																					
Chris Nething, R (7, 1) ERA: 7.5	0.2 8 4 4 4 1 2 0 0 0 0 0 0 5 5 0.00 0.000																					
Justin Speier, R (7, 1) ERA: 3.54	1.1 4 0 0 0 0 0 0 0 0 0 0 0 5 5 0.00 0.000																					
Tom Martin, L (9, 1) ERA: 4.25	1.0 3 0 0 0 1 0 0 0 0 0 0 0 7 7 0.00 0.000																					


Batter	1	2	3	4	5	6	7	8	9	AB	R	H	RBI	BB	SO	LOB	TOP										
Kenny Lofton, L OBP: 0.372, SLG: 0.423 (1, 8)										4	1	1	0	1	0	3	Cleveland Indians @ New York Yankees Yankee Stadium, Bronx, NY Mon Sep 18 2000, 7:05 PM EDT Att: 31,317 - Overcast - 70 F										
Omar Vizquel, S OBP: 0.397, SLG: 0.375 (1, 6)										5	0	1	0	0	1	1											
Roberto Alomar, S OBP: 0.367, SLG: 0.469 (1, 4)										4	0	1	0	0	1	2											
Manny Ramirez, R OBP: 0.457, SLG: 0.692 (1, 9)										3	1	1	1	1	1	1											
Jim Thome, L OBP: 0.401, SLG: 0.539 (1, 3)										4	0	1	0	0	1	3											
David Segui, S OBP: 0.391, SLG: 0.513 (1, 10)										2	0	0	0	2	1	1											
Travis Fryman, R OBP: 0.396, SLG: 0.521 (1, 5)										2	0	1	0	2	1	0											
Russell Branyan, L OBP: 0.329, SLG: 0.600 (1, 7)										3	0	0	0	0	2	5											
Jolbert Cabrera, R OBP: 0.302, SLG: 0.314 (6, 7)										1	0	0	0	0	0	1											
Einar Diaz, R OBP: 0.320, SLG: 0.395 (1, 2)										4	0	1	0	0	1	2											
Inning Stats	R: 1 H: 2 E: 0 K: 1 S: 14	H: 2 R: 1 ER: 0 LOB: 1 BB: 1 P: 19	R: 0 H: 1 E: 0 K: 2 S: 15	H: 1 R: 2 ER: 0 LOB: 3 BB: 3 P: 33	R: 1 H: 1 E: 0 K: 1 S: 16	H: 1 R: 0 ER: 0 LOB: 0 BB: 0 P: 7	R: 0 H: 0 E: 0 K: 2 S: 6	H: 0 R: 0 ER: 0 LOB: 0 BB: 0 P: 7	R: 0 H: 1 E: 0 K: 2 S: 10	H: 1 R: 0 ER: 0 LOB: 1 BB: 0 P: 16	R: 0 H: 0 E: 0 K: 1 S: 9	H: 0 R: 0 ER: 0 LOB: 0 BB: 0 P: 14	R: 0 H: 0 E: 0 K: 0 S: 8	H: 0 R: 0 ER: 0 LOB: 1 BB: 1 P: 15	R: 0 H: 1 E: 0 K: 0 S: 8	H: 1 R: 0 ER: 0 LOB: 0 BB: 0 P: 13	1B: 5 2B: 1 3B: 1 HR: 0	SF: 0 SAC: 0 DP: 2 HBP: 0	WP: 0 PB: 1 SB: 0 CS: 0	PA: 38							
PITCHER	IP	WLS	BF	H	R	ER	SO	BB	IBB	HBP	BLK	WP	HR	S	P	ERA	WHIP										
Roger Clemens, R ERA: 3.27 (1, 1)	7.0	L	31	6	2	2	9	5	0	0	0	0	0	81	129	2.57	1.571										
Mike Stanton, L ERA: 4.29 (8, 1)	0.2		2	0	0	0	0	0	0	0	0	0	0	5	8	0.00	0.000										
Jeff Nelson, R ERA: 2.26 (8, 1)	1.1		5	1	0	0	0	1	0	0	0	0	0	11	20	0.00	1.500										

AB	32
R	2
H	7
RBI	1
BB	6
SO	9
LOB	19



Batter	1	2	3	4	5	6	7	8	9	AB	R	H	RBI	BB	SO	LOB	BOTTOM										
Chuck Knoblauch, R OBP: 0.357, SLG: 0.386 (1, 4)										4	0	0	0	0	3	0	Cleveland Indians @ New York Yankees Yankee Stadium, Bronx, NY Mon Sep 18 2000, 7:05 PM EDT Att: 31,317 - Overcast - 70 F										
Derek Jeter, R OBP: 0.405, SLG: 0.472 (1, 6)										4	0	0	0	0	2	0											
David Justice, L OBP: 0.384, SLG: 0.590 (1, 9)										2	0	0	0	1	1	0											
Tino Martinez, L OBP: 0.333, SLG: 0.424 (1, 3)										3	0	0	0	0	1	2											
20 Jorge Posada, S OBP: 0.426, SLG: 0.533 (1, 2)										3	0	0	0	0	1	1											
Glenallen Hill, R OBP: 0.337, SLG: 0.587 (1, 10)										3	0	0	0	0	2	0											
Luis Polonia, L OBP: 0.334, SLG: 0.412 (1, 7)										3	0	1	0	0	0	0											
Scott Brosius, R OBP: 0.306, SLG: 0.385 (1, 5)										3	0	0	0	0	1	1											
Clay Bellinger, R OBP: 0.293, SLG: 0.383 (1, 8)										2	0	0	0	0	1	0											
Jose Vizcaino, S OBP: 0.308, SLG: 0.295 (9, PH)										1	0	0	0	0	1	0											
Inning Stats	R: 0 H: 0 E: 1 K: 1 S: 8	H: 0 R: 0 ER: 0 LOB: 0 BB: 0 P: 10	R: 0 H: 0 E: 0 K: 1 S: 9	H: 0 R: 0 ER: 0 LOB: 0 BB: 0 P: 12	R: 0 H: 0 E: 0 K: 1 S: 6	H: 0 R: 0 ER: 0 LOB: 0 BB: 0 P: 10	R: 0 H: 0 E: 0 K: 2 S: 7	H: 0 R: 0 ER: 0 LOB: 0 BB: 0 P: 11	R: 0 H: 0 E: 0 K: 1 S: 7	H: 0 R: 0 ER: 0 LOB: 0 BB: 0 P: 12	R: 0 H: 0 E: 0 K: 3 S: 12	H: 0 R: 0 ER: 0 LOB: 0 BB: 0 P: 14	R: 0 H: 0 E: 0 K: 0 S: 12	H: 0 R: 0 ER: 0 LOB: 1 BB: 1 P: 20	R: 0 H: 1 E: 0 K: 1 S: 5	H: 1 R: 0 ER: 0 LOB: 0 BB: 0 P: 7	R: 0 H: 0 E: 0 K: 3 S: 11	H: 0 R: 0 ER: 0 LOB: 0 BB: 0 P: 18	1B: 1 2B: 0 3B: 0 HR: 0	SF: 0 SAC: 0 DP: 1 HBP: 0	WP: 0 PB: 0 SB: 0 CS: 0	PA: 29					
PITCHER	IP	WLS	BF	H	R	ER	SO	BB	IBB	HBP	BLK	WP	HR	S	P	ERA	WHIP										
Bartolo Colon, R ERA: 4.03 (1, 1)	9.0	W	29	1	0	0	13	1	0	0	0	0	0	77	114	0.00	0.222										

AB	28
R	0
H	1
RBI	0
BB	1
SO	13
LOB	4



Batter	1	2	3	4	5	6	7	8	9	AB	R	H	RBI	BB	SO	LOB	TOP																			
Kenny Lofton, L OBP: 0.370, SLG: 0.421	F7		WP S 1B	F8		G4-3		F8		5	0	1	0	0	0	4	Cleveland Indians @ Boston Red Sox Fenway Park, Boston, MA Tue Sep 19 2000, 7:05 PM EDT Att: 32,512 - Cloudy - 74 F																			
Omar Vizquel, S OBP: 0.397, SLG: 0.375	F9		G1-3		G4-3 1B SF7 1B		L4		FC6-4 1B	5	1	2	0	0	0	1																				
Roberto Alomar, S OBP: 0.368, SLG: 0.468	K		G4-3		G4-3 1B		DI G1-3 WP 1B		FC6-4 G6-3 1-2	5	2	2	0	0	1	2																				
Manny Ramirez, R OBP: 0.454, SLG: 0.688		WP SF9 2B	K		G4-3		G1-3		G6-3	5	1	1	0	0	1	5																				
Jim Thome, L OBP: 0.401, SLG: 0.537		F9 1B BB		K		SF7		K		2	0	0	1	2	2	0																				
Travis Fryman, R OBP: 0.396, SLG: 0.521		SF9		FC3-6 1B		3-H 2-1		F3		4	0	2	2	0	1	3																				
Bill Selby, L OBP: 0.257, SLG: 0.265		3-H 2-1		FC3-6 BB 1B		2-H 1-3				4	0	1	0	0	1	2																				
Russell Branyan, L OBP: 0.328, SLG: 0.591		F9		BB 1B				K		4	0	1	0	0	2	2																				
Sandy Alomar Jr., R OBP: 0.332, SLG: 0.410		FC6-4		1-2 2-3 BB		G5-3		E8 1B		3	0	1	0	1	0	2																				
Inning Stats	R: 0 E: 0 K: 1 S: 5	H: 0 LOB: 0 BB: 0 P: 7	R: 1 E: 0 K: 0 S: 10	H: 2 LOB: 2 BB: 1 P: 22	R: 0 E: 0 K: 1 S: 11	H: 1 LOB: 1 BB: 0 P: 17	R: 0 E: 0 K: 1 S: 14	H: 2 LOB: 3 BB: 1 P: 23	R: 2 E: 0 K: 1 S: 16	H: 3 LOB: 1 BB: 0 P: 26	R: 0 E: 0 K: 1 S: 10	H: 0 LOB: 0 BB: 0 P: 17	R: 1 E: 0 K: 1 S: 11	H: 1 LOB: 1 BB: 0 P: 19	R: 0 E: 1 K: 1 S: 11	H: 1 LOB: 1 BB: 1 P: 15	R: 0 E: 0 K: 1 S: 15	H: 1 LOB: 2 BB: 1 P: 23	1B: 10 2B: 1 3B: 0 HR: 0	SF: 2 SAC: 0 DP: 0 HBP: 0	WP: 3 PB: 0 SB: 1 CS: 0	PA: 42														
PITCHER	IP	WLS	BF	H	R	ER	SO	BB	IBB	HBP	BLK	WP	HR	S	P	ERA	WHIP	PITCHER		IP	WLS	BF	H	R	ER	SO	BB	IBB	HBP	BLK	WP	HR	S	P	ERA	WHIP
Tomo Ohka, R ERA: 3.54	(1, 1)	4.0	19	5	1	1	3	2	0	0	0	2	0	40	69	2.25	1.750	Derek Lowe, R ERA: 2.55		(9, 1)	1.0	5	1	0	0	1	1	0	0	0	0	0	15	23	0.00	2.000
Hipolito Pichardo, R ERA: 3.29	(5, 1)	2.0	9	3	2	2	2	0	0	0	0	0	0	26	43	9.00	1.500																			
Rheal Cormier, L ERA: 4.48	(7, 1)	0.1	2	1	1	1	0	0	0	0	0	0	0	5	6	27.00	3.000																			
Rich Garces, R ERA: 3.14	(7, 1)	0.2	3	0	0	0	1	0	0	0	0	1	0	6	13	0.00	0.000																			
Rod Beck, R ERA: 2.83	(8, 1)	1.0	W	4	1	0	1	0	0	0	0	0	0	11	15	0.00	1.000																			

AB	37
R	4
H	11
RBI	3
BB	3
SO	8
LOB	21



Batter	1	2	3	4	5	6	7	8	9	AB	R	H	RBI	BB	SO	LOB	BOTTOM																			
Trot Nixon, L OBP: 0.372, SLG: 0.465	F8		BB 3B 1B	2B SF8 1B		K				4	2	2	1	1	1	0	Cleveland Indians @ Boston Red Sox Fenway Park, Boston, MA Tue Sep 19 2000, 7:05 PM EDT Att: 32,512 - Cloudy - 74 F																			
Jose Offerman, S OBP: 0.353, SLG: 0.360			F7	SF8 2B						5	1	3	0	0	0	3																				
Donnie Sadler, R OBP: 0.247, SLG: 0.304	BB FC1-2 1B			1-3 2B		2B 1B		FC4 BB		0	0	0	0	0	0	0																				
Jason Varitek, S OBP: 0.350, SLG: 0.407	FC1-2 BB 1B		4-0 BB	SF8		P3		F5		3	1	1	1	1	0	1																				
Nomar Garciaparra, R OBP: 0.431, SLG: 0.591	FC1-2 BB		1-0 HR 3B	IBB		2B BB		K		2	1	1	2	3	1	0																				
Troy O'Leary, L OBP: 0.323, SLG: 0.402	FC1-2		G4-3	F8				F8		5	0	1	1	0	0	6																				
Dante Bichette, R OBP: 0.347, SLG: 0.473	F8		HR			F7		F8		4	1	1	2	0	0	5																				
Brian Daubach, L ERA: 7.67			G3-1			F7		F7		4	0	0	0	0	0	0																				
Rico Brogna, L OBP: 0.279, SLG: 0.355										0	0	0	0	0	0	0																				
Lou Merloni, R OBP: 0.340, SLG: 0.432										4	0	2	0	0	0	0																				
Manny Alexander, R OBP: 0.257, SLG: 0.323										0	0	0	0	0	0	0																				
Darren Lewis, R OBP: 0.305, SLG: 0.307										4	1	1	0	0	1	2																				
Inning Stats	R: 0 E: 0 K: 0 S: 11	H: 2 LOB: 3 BB: 1 P: 22	R: 0 E: 0 K: 0 S: 6	H: 0 LOB: 0 BB: 0 P: 12	R: 4 E: 0 K: 0 S: 7	H: 3 LOB: 0 BB: 1 P: 17	R: 2 E: 0 K: 0 S: 13	H: 3 LOB: 2 BB: 1 P: 21	R: 0 E: 0 K: 1 S: 13	H: 1 LOB: 1 BB: 0 P: 22	R: 1 E: 0 K: 0 S: 13	H: 2 LOB: 2 BB: 1 P: 22	R: 0 E: 0 K: 0 S: 9	H: 1 LOB: 2 BB: 1 P: 16	R: 0 E: 0 K: 1 S: 6	H: 0 LOB: 0 BB: 0 P: 10	1B: 7 2B: 3 3B: 1 HR: 1	SF: 1 SAC: 0 DP: 0 HBP: 0	WP: 0 PB: 0 SB: 0 CS: 0	PA: 41																
PITCHER	IP	WLS	BF	H	R	ER	SO	BB	IBB	HBP	BLK	WP	HR	S	P	ERA	WHIP	PITCHER		IP	WLS	BF	H	R	ER	SO	BB	IBB	HBP	BLK	WP	HR	S	P	ERA	WHIP
Charles Nagy, R ERA: 7.67	(1, 1)	3.1	L	19	7	6	6	0	2	0	0	0	0	31	60	16.20	2.700	Steve Karsay, R ERA: 4.03		(8, 1)	1.0	3	0	0	0	1	0	0	0	0	0	6	10	0.00	0.000	
Justin Speier, R ERA: 3.45	(4, 1)	1.2	8	2	0	0	1	0	1	0	0	0	0	19	34	0.00	1.200																			
Cameron Caircross, L ERA: 3.55	(6, 1)	0.2	3	1	1	1	1	0	0	0	0	0	0	5	7	13.50	1.500																			
Steve Reed, R ERA: 4.73	(6, 1)	1.0	6	2	0	0	0	1	0	0	0	0	0	15	24	0.00	3.000																			
Ricardo Rincon, L ERA: 2.16	(7, 1)	0.1	2	0	0	0	0	1	0	0	0	0	0	2	7	0.00	3.000																			

AB	35
R	7
H	12
RBI	7
BB	5
SO	3
LOB	17



Batter	1	2	3	4	5	6	7	8	9	AB	R	H	RBI	BB	SO	LOB	TOP										
Kenny Lofton, L (1, 8) OBP: 0.371, SLG: 0.428	3-2 1B 1B		0-0 G3			2-2 G4-3			1-0 HR	4	2	2	1	0	0	0	Cleveland Indians @ Boston Red Sox Fenway Park, Boston, MA Wed Sep 20 2000, 1:05 PM EDT Att: 33,002 - Sunny - 78 F										
Omar Vizquel, S (1, 6) OBP: 0.370, SLG: 0.377	0-0 1B 1-3 1B		3-2 F7			0-0 1B			4-2 G6-3 BB	3	0	2	0	1	0	0											
Roberto Alomar, S (1, 4) OBP: 0.367, SLG: 0.466	1-1 1-3 3-H 0-2 1B			0-3 K		2-3 K			2-2 G6-3 1-2	4	0	1	1	0	2	2											
Manny Ramirez, R (1, 9) OBP: 0.452, SLG: 0.684	G6-3			1-1 F8			3-3 K		1-0 1B	4	0	1	0	0	1	1											
Jim Thome, L (1, 3) OBP: 0.400, SLG: 0.534	1-2 F3			3-3 K			4-2 FC6-4 BB		3-2 G6-3	3	0	0	0	1	1	2											
Bill Selby, L (1, 7) OBP: 0.237, SLG: 0.243		1-3 K			0-2 G1-3			1-2 FC6-4 CS		3	0	0	0	0	1	1											
Jolbert Cabrera, R (7, PR) OBP: 0.302, SLG: 0.314										0	0	0	0	0	0	0											
Travis Fryman, R (1, 5) OBP: 0.396, SLG: 0.520		1-2 L6			2-3 K		1-1 CS	3-2 E5 FC5-3 1B		3	0	1	0	0	1	0											
Russell Branyan, L (1, 10) OBP: 0.322, SLG: 0.580			1-1 F9		3-3 K			3-3 K		3	0	0	0	0	2	1											
Einar Diaz, R (1, 2) OBP: 0.316, SLG: 0.390			2-3 K			1-2 G4-3		0-0 FC5-3 2-3		3	0	0	0	0	1	1											
Inning Stats	R: 1 E: 0 K: 0 S: 14	H: 3 LOB: 1 BB: 0 P: 19	R: 0 E: 0 K: 1 S: 9	H: 0 LOB: 0 BB: 0 P: 12	R: 0 E: 0 K: 1 S: 7	H: 0 LOB: 0 BB: 0 P: 12	R: 0 E: 0 K: 2 S: 8	H: 0 LOB: 0 BB: 0 P: 12	R: 0 E: 0 K: 1 S: 10	H: 1 LOB: 1 BB: 0 P: 15	R: 0 E: 0 K: 1 S: 11	H: 0 LOB: 1 BB: 1 P: 20	R: 0 E: 1 K: 1 S: 13	H: 1 LOB: 0 BB: 0 P: 19	R: 1 E: 0 K: 0 S: 11	H: 2 LOB: 1 BB: 1 P: 22	1B: 6 2B: 1 3B: 0 HR: 1	SF: 0 SAC: 0 DP: 2 HBP: 0	WP: 0 PB: 0 SB: 0 CS: 1	PA: 33							
PITCHER	IP	WLS	BF	H	R	ER	SO	BB	IBB	HBP	BLK	WP	HR	S	P	ERA	WHIP										
Pedro Martinez, R (1, 1) ERA: 1.78	8.0	L	27	5	1	1	9	1	0	0	0	0	0	82	124	1.12	0.750										
Derek Lowe, R (9, 1) ERA: 2.54	0.2		4	2	1	1	0	1	0	0	0	0	1	7	15	13.50	4.500										
Jeff Fassero, L (9, 1) ERA: 5.06	0.1		1	0	0	0	0	0	0	0	0	0	0	4	7	0.00	0.000										

Batter	1	2	3	4	5	6	7	8	9	AB	R	H	RBI	BB	SO	LOB	BOTTOM										
Trot Nixon, L (1, 9) OBP: 0.369, SLG: 0.461	3-1 P6		3-2 F8 1-2			2-1 G6-3			0-1 G3-6-3 1-2	4	0	0	0	0	0	2	Cleveland Indians @ Boston Red Sox Fenway Park, Boston, MA Wed Sep 20 2000, 1:05 PM EDT Att: 33,002 - Sunny - 78 F										
Jose Offerman, S (1, 4) OBP: 0.352, SLG: 0.358	0-3 K2-3		1-0 F7			3-1 F7			4-1 FC4-6 BB	3	0	0	0	1	1	1											
Jason Varitek, S (1, 2) OBP: 0.347, SLG: 0.403	0-0 G3-1			1-3 K		1-1 G1-3			0-1 FC4-6 2B 1B	4	1	0	0	0	1	1											
Nomar Garciaparra, R (1, 6) OBP: 0.432, SLG: 0.595		0-0 F8		0-0 2B		0-1 F7			1-0 1B FC1-2 2B	4	0	2	0	0	0	0											
Troy O'Leary, L (1, 7) OBP: 0.323, SLG: 0.400		1-3 K		0-1 F7		3-1 G3-1			1-1 FC1-2 1B	4	0	1	1	0	1	1											
Dante Bichette, R (1, 10) OBP: 0.348, SLG: 0.474		1-2 WP 2B		1-2 P6		4-2 BB			0-0 FC1-2 1-2	3	0	1	0	1	0	3											
Brian Daubach, L (1, 3) OBP: 0.326, SLG: 0.472		1-3 K 2-3			1-0 G3-1		1-2 G4-3		3-3 K2-3	4	0	0	0	0	2	4											
Manny Alexander, R (1, 5) OBP: 0.255, SLG: 0.319			2-1 F7		1-1 L6			0-1 G4-3		2	0	0	0	0	0	0											
Midge Cummings, L (8, PH) OBP: 0.335, SLG: 0.392										1	0	0	0	0	0	0											
Lou Merloni, R (9, 5) OBP: 0.340, SLG: 0.432										0	0	0	0	0	0	0											
Darren Lewis, R (1, 8) OBP: 0.307, SLG: 0.308			1-1 S 1B		0-1 G5-3			2-2 G3-6-3 1B		2	0	1	0	0	0	0											
Carl Everett, S (8, PH) OBP: 0.374, SLG: 0.594										1	0	1	0	0	0	0											
Donnie Sadler, R (8, PR) OBP: 0.247, SLG: 0.304										0	0	0	0	0	0	0											
Inning Stats	R: 0 E: 0 K: 1 S: 7	H: 0 LOB: 0 BB: 0 P: 10	R: 0 E: 0 K: 2 S: 10	H: 1 LOB: 1 BB: 0 P: 13	R: 0 E: 0 K: 0 S: 8	H: 1 LOB: 1 BB: 0 P: 15	R: 0 E: 0 K: 1 S: 9	H: 1 LOB: 1 BB: 0 P: 11	R: 0 E: 0 K: 0 S: 5	H: 0 LOB: 0 BB: 0 P: 7	R: 0 E: 0 K: 0 S: 6	H: 0 LOB: 0 BB: 0 P: 12	R: 0 E: 0 K: 0 S: 9	H: 0 LOB: 1 BB: 1 P: 17	R: 0 E: 0 K: 0 S: 7	H: 1 LOB: 1 BB: 0 P: 9	R: 1 E: 0 K: 1 S: 10	H: 2 LOB: 2 BB: 1 P: 19	1B: 3 2B: 3 3B: 0 HR: 0	SF: 0 SAC: 0 DP: 1 HBP: 0	WP: 1 PB: 0 SB: 1 CS: 0	PA: 34					
PITCHER	IP	WLS	BF	H	R	ER	SO	BB	IBB	HBP	BLK	WP	HR	S	P	ERA	WHIP										
Steve Woodard, R (1, 1) ERA: 6.06	6.0	W	21	3	0	0	4	1	0	0	0	0	0	45	68	0.00	0.500										
Paul Shuey, R (7, 1) ERA: 3.16	2.0	H	7	1	0	0	0	1	0	0	0	0	0	16	26	0.00	1.000										
Bob Wickman, R (9, 1) ERA: 3.0	1.0	S	6	2	1	1	1	1	0	0	0	0	0	10	19	9.00	3.000										

AB	30
R	2
H	7
RBI	2
BB	2
SO	9
LOB	8



AB	32
R	1
H	6
RBI	1
BB	2
SO	5
LOB	12



Batter	1	2	3	4	5	6	7	8	9	AB	R	H	RBI	BB	SO	LOB	TOP					
Kenny Lofton, L OBP: 0.373, SLG: 0.430 (1, 8)										5	2	3	0	0	1	1						
Omar Vizquel, S OBP: 0.372, SLG: 0.376 (1, 6)										2	2	0	0	2	1	1						
Roberto Alomar, S OBP: 0.367, SLG: 0.466 (1, 4)										5	0	2	2	0	0	5						
Manny Ramirez, R OBP: 0.458, SLG: 0.686 (1, 9)										3	0	3	1	2	0	0						
Jim Thome, L OBP: 0.398, SLG: 0.530 (1, 3)										5	0	1	1	0	4	6						
Travis Fryman, R OBP: 0.394, SLG: 0.516 (1, 5)										4	0	0	0	1	3	4						
Russell Branyan, L OBP: 0.314, SLG: 0.562 (1, 10)										5	0	0	0	0	1	5						
Sandy Alomar Jr., R OBP: 0.331, SLG: 0.408 (1, 2)										4	0	1	0	0	0	0						
Bill Selby, L OBP: 0.250, SLG: 0.237 (1, 7)										1	1	0	0	0	0	0						
Chan Perry, R OBP: 0.171, SLG: 0.111 (7, PH)										1	0	0	0	0	0	0						
Dave Roberts, L OBP: 0.250, SLG: 0.143 (7, 7)										0	0	0	0	0	0	0						
Inning Stats	R: 0 E: 0 K: 1 S: 9	H: 1 LOB: 0 BB: 0 P: 9	R: 0 E: 0 K: 3 S: 15	H: 1 LOB: 1 BB: 0 P: 21	R: 0 E: 0 K: 1 S: 5	H: 0 LOB: 0 BB: 0 P: 8	R: 0 E: 0 K: 1 S: 11	H: 1 LOB: 2 BB: 1 P: 19	R: 3 E: 0 K: 1 S: 18	H: 2 LOB: 2 BB: 2 P: 35	R: 0 E: 0 K: 1 S: 7	H: 0 LOB: 0 BB: 0 P: 8	R: 2 E: 0 K: 0 S: 20	H: 3 LOB: 3 BB: 2 P: 36	R: 0 E: 0 K: 0 S: 7	H: 1 LOB: 2 BB: 0 P: 11	R: 0 E: 0 K: 2 S: 16	H: 1 LOB: 0 BB: 0 P: 24	1B: 10 2B: 1 3B: 0 HR: 0	SF: 0 SAC: 1 DP: 1 HBP: 2	WP: 0 PB: 1 SB: 3 CS: 0	PA: 43
PITCHER	IP	WLS	BF	H	R	ER	SO	BB	IBB	HBP	BLK	WP	HR	S	P	ERA	WHIP					
63 Paxton Crawford, R ERA: 3.91 (1, 1)	4.2		22	5	3	3	6	3	0	1	0	0	0	55	86	5.79	1.714					
Rheal Cormier, L ERA: 4.54 (5, 1)	1.2	L	7	1	2	2	2	1	0	0	0	0	0	14	24	10.80	1.200					
Rich Garcés, R ERA: 3.11 (7, 1)	0.2	B	5	2	0	0	0	1	0	0	0	0	0	16	26	0.00	4.500					
Hector Carrasco, R ERA: 4.52 (8, 1)	2.0		9	2	0	0	2	0	0	1	0	0	0	23	35	0.00	1.000					

Cleveland Indians @ Boston Red Sox
Fenway Park, Boston, MA
Wed Sep 20 2000, 7:05 PM EDT
Att: 32,751 - Sunny - 72 F

AB	35
R	5
H	10
RBI	4
BB	5
SO	10
LOB	22



Batter	1	2	3	4	5	6	7	8	9	AB	R	H	RBI	BB	SO	LOB	BOTTOM					
Trot Nixon, L OBP: 0.372, SLG: 0.467 (1, 9)										3	1	1	1	2	2	0						
Darren Lewis, R OBP: 0.304, SLG: 0.305 (1, 8)										3	0	0	0	0	2	0						
Carl Everett, S OBP: 0.374, SLG: 0.593 (7, PH)										1	0	0	0	0	0	1						
Donnie Sadler, R OBP: 0.247, SLG: 0.304 (8, 8)										0	0	0	0	0	0	0						
Rico Brogna, L OBP: 0.278, SLG: 0.353 (9, PH)										1	0	0	0	0	0	1						
Dante Bichette, R OBP: 0.349, SLG: 0.474 (1, 10)										4	0	2	0	0	2	0						
Nomar Garciaparra, R OBP: 0.430, SLG: 0.592 (1, 6)										4	0	1	0	0	0	1						
Troy O'Leary, L OBP: 0.322, SLG: 0.401 (1, 7)										4	1	1	0	0	0	2						
Scott Hatteberg, L OBP: 0.396, SLG: 0.454 (1, 2)										3	1	2	0	1	1	1						
Lou Merloni, R OBP: 0.347, SLG: 0.457 (1, 5)										4	1	2	2	0	0	4						
Brian Daubach, L OBP: 0.325, SLG: 0.470 (1, 3)										4	0	1	1	0	2	1						
Mike Lansing, R OBP: 0.299, SLG: 0.372 (1, 4)										2	0	0	0	0	1	2						
Midre Cummings, L OBP: 0.333, SLG: 0.389 (7, PH)										1	0	0	0	0	0	0						
Manny Alexander, R OBP: 0.255, SLG: 0.319 (8, 4)										0	0	0	0	0	0	0						
Jason Varitek, S OBP: 0.346, SLG: 0.402 (9, PH)										1	0	0	0	0	0	0						
Inning Stats	R: 0 E: 0 K: 2 S: 11	H: 1 LOB: 1 BB: 0 P: 16	R: 1 E: 0 K: 3 S: 13	H: 2 LOB: 1 BB: 0 P: 19	R: 0 E: 0 K: 3 S: 10	H: 0 LOB: 0 BB: 0 P: 12	R: 2 E: 0 K: 0 S: 15	H: 3 LOB: 1 BB: 0 P: 25	R: 1 E: 0 K: 1 S: 10	H: 1 LOB: 0 BB: 0 P: 19	R: 0 E: 0 K: 0 S: 9	H: 1 LOB: 0 BB: 0 P: 15	R: 0 E: 0 K: 1 S: 8	H: 0 LOB: 1 BB: 1 P: 14	R: 0 E: 0 K: 0 S: 8	H: 2 LOB: 2 BB: 1 P: 16	R: 0 E: 0 K: 0 S: 6	H: 0 LOB: 1 BB: 1 P: 14	1B: 5 2B: 4 3B: 0 HR: 1	SF: 0 SAC: 0 DP: 2 HBP: 0	WP: 1 PB: 0 SB: 0 CS: 0	PA: 38
PITCHER	IP	WLS	BF	H	R	ER	SO	BB	IBB	HBP	BLK	WP	HR	S	P	ERA	WHIP					
Dave Burba, R ERA: 4.39 (1, 1)	5.0		22	7	4	4	9	0	0	0	0	0	0	7	11	0.00	3.000					
Ricardo Rincon, L ERA: 2.12 (6, 1)	0.1		2	1	0	0	0	0	0	0	0	0	0	7	11	0.00	3.000					
Steve Karsay, R ERA: 3.95 (6, 1)	1.1	W	4	0	0	0	1	1	0	0	0	0	0	8	15	0.00	0.750					
Paul Shuey, R ERA: 3.12 (7, 1)	0.2	H	5	2	0	0	0	1	0	0	0	0	0	9	17	0.00	4.500					
Bob Wickman, R ERA: 2.93 (8, 1)	1.2	S	5	0	0	0	0	1	0	0	0	0	0	7	16	0.00	0.600					

Cleveland Indians @ Boston Red Sox
Fenway Park, Boston, MA
Wed Sep 20 2000, 7:05 PM EDT
Att: 32,751 - Sunny - 72 F

AB	35
R	4
H	10
RBI	4
BB	3
SO	10
LOB	13



Batter	1	2	3	4	5	6	7	8	9	AB	R	H	RBI	BB	SO	LOB	TOP										
Kenny Lofton, L OBP: 0.373, SLG: 0.429 (1, 8)	F7		PB 1-H 2-H 2B		F8	1B BB		F7		4	1	2	1	0	1		Cleveland Indians @ Boston Red Sox Fenway Park, Boston, MA Thu Sep 21 2000, 7:05 PM EDT Att: 32,743 - Sunny - 72 F										
Omar Vizquel, S OBP: 0.371, SLG: 0.373 (1, 6)	G6-3		K G2-3		F2	1B		G1-3		4	0	1	1	1	1												
Roberto Alomar, S OBP: 0.369, SLG: 0.486 John McDonald, R OBP: 0.429, SLG: 0.429 (1, 4) (8, 4)			G2-3					G1-3		5	1	3	1	0	0	4											
Manny Ramirez, R OBP: 0.461, SLG: 0.680 Dave Roberts, L OBP: 0.394, SLG: 0.222 (8, PR) (8, 7)			G6-3					G1-3		0	0	0	0	0	0	0											
Jim Thome, L OBP: 0.400, SLG: 0.526 (1, 3)	G6-5-3		G6-3					G1-3		3	1	1	0	2	1	4											
David Segui, S OBP: 0.390, SLG: 0.511 (1, 10)	F8				G3-1		F7	F5	G4-3	5	0	0	0	0	0	6											
Travis Fryman, R OBP: 0.397, SLG: 0.520 (1, 5)			E 2B 1B		G4-3		K	FC5-4 1B	F8	5	2	4	1	0	0	1											
Russell Branyan, L OBP: 0.312, SLG: 0.554 Jolbert Cabrera, R OBP: 0.302, SLG: 0.315 (6, PR) (6, 7) (8, 9)			F8 1B		F9		E2 1B 1B	FC5-4 FC6-4 1B	E5 G6-3 1B	3	0	1	2	0	0	2											
Sandy Alomar Jr., R OBP: 0.332, SLG: 0.411 (1, 2)			E5 2B		K2-3		E 1B 2B	FC6-4 1B	G6-3	2	1	1	0	0	1												
Inning Stats	R: 0 E: 0 K: 0 S: 9	H: 1 LOB: 1 BB: 0 P: 14	R: 0 E: 0 K: 0 S: 7	H: 1 LOB: 0 BB: 0 P: 13	R: 2 E: 1 K: 1 S: 21	H: 2 LOB: 2 BB: 0 P: 29	R: 0 E: 0 K: 0 S: 7	H: 1 LOB: 1 BB: 0 P: 10	R: 0 E: 0 K: 1 S: 10	H: 0 LOB: 0 BB: 0 P: 12	R: 6 E: 1 K: 2 S: 24	H: 6 LOB: 2 BB: 2 P: 39	R: 0 E: 0 K: 0 S: 8	H: 1 LOB: 1 BB: 0 P: 14	R: 0 E: 0 K: 0 S: 10	H: 1 LOB: 3 BB: 2 P: 30		R: 0 E: 1 K: 0 S: 8	H: 2 LOB: 1 BB: 0 P: 13	1B: 13 2B: 2 3B: 0 HR: 0	SF: 0 SAC: 0 DP: 2 HBP: 0	WP: 1 PB: 1 SB: 0 CS: 0	PA: 45				
PITCHER	IP	WLS	BF	H	R	ER	SO	BB	IBB	HBP	BLK	WP	HR	S	P	ERA	WHIP										
49 Tim Wakefield, R ERA: 5.46 (1, 1)	5.2	L	26	8	6	5	3	1	0	0	0	1	0	65	93	7.94	1.588										
Hector Carrasco, R ERA: 4.75 (6, 1)	0.0		4	3	2	2	0	1	0	0	0	0	0	9	18	∞	∞										
40 Sang-Hoon Lee, L ERA: 4.15 Rick Croushore, R ERA: 8.16 (8, 1)	1.2		7	2	0	0	0	1	0	0	0	0	0	17	35	0.00	1.800										

AB	41
R	8
H	15
RBI	8
BB	4
SO	4
LOB	25



Batter	1	2	3	4	5	6	7	8	9	AB	R	H	RBI	BB	SO	LOB	BOTTOM										
Trot Nixon, L OBP: 0.381, SLG: 0.482 (1, 9)	1B								1B G4-3 BB	3	1	3	0	2	0	0	Cleveland Indians @ Boston Red Sox Fenway Park, Boston, MA Thu Sep 21 2000, 7:05 PM EDT Att: 32,743 - Sunny - 72 F										
Jose Offerman, S OBP: 0.354, SLG: 0.355 Darren Lewis, R OBP: 0.309, SLG: 0.308 (1, 4) (8, 8)	F9		K		FC6-4 G4-6-3		F8		G4-3 1B	4	0	0	0	0	1	5											
Dante Bichette, R OBP: 0.348, SLG: 0.475 (1, 10)	K		G1-3		G4-6-3				G4-3	5	1	1	2	0	1	3											
Nomar Garciaparra, R OBP: 0.431, SLG: 0.592 Manny Alexander, R OBP: 0.289, SLG: 0.323 Midre Cummings, L OBP: 0.337, SLG: 0.393 (1, 6) (8, 6) (8, PH)			F8		L5			HR	G4-3 1B	3	0	1	0	0	0	0											
Troy O'Leary, L OBP: 0.322, SLG: 0.408 Bernard Gilkey, R OBP: 0.260, SLG: 0.280 (1, 7) (8, PH) (9, 7)	1B		F9		F8		F8		F8	1	1	1	0	0	0	0											
Lou Merlani, R OBP: 0.355, SLG: 0.465 (1, 5)			F9 SF9 2B		K				G4-3 1B	5	1	3	1	0	1	1											
Brian Daubach, L OBP: 0.321, SLG: 0.463 Izzy Alcantara, R OBP: 0.333, SLG: 0.524 (1, 3) (8, PH) (9, 3)			F9		F8				G3-1 1B	3	0	0	0	0	1	2											
Scott Hatteberg, L OBP: 0.370, SLG: 0.455 Jason Varitek, S OBP: 0.345, SLG: 0.400 (1, 2) (8, PH) (9, 2)			F9		F8		F7		G3-1	0	0	0	0	1	0	0											
Donnie Sadler, R OBP: 0.239, SLG: 0.296 (8, 4)			SF9		F8		P6		K	2	0	1	0	0	1												
Carl Everett, S OBP: 0.373, SLG: 0.591 Mike Lansing, R OBP: 0.299, SLG: 0.372 (8, PH) (9, 4)										1	0	0	0	0	1	2											
Inning Stats	R: 0 E: 0 K: 2 S: 11	H: 2 LOB: 2 BB: 0 P: 15	R: 1 E: 0 K: 1 S: 14	H: 2 LOB: 1 BB: 1 P: 27	R: 0 E: 0 K: 0 S: 5	H: 0 LOB: 0 BB: 0 P: 10	R: 0 E: 0 K: 1 S: 8	H: 1 LOB: 1 BB: 0 P: 13	R: 0 E: 0 K: 0 S: 4	H: 0 LOB: 0 BB: 1 P: 10	R: 0 E: 0 K: 1 S: 11	H: 1 LOB: 1 BB: 0 P: 20	R: 0 E: 0 K: 0 S: 11	H: 1 LOB: 1 BB: 0 P: 18	R: 2 E: 0 K: 1 S: 17	H: 3 LOB: 2 BB: 1 P: 30	R: 2 E: 0 K: 0 S: 13	H: 2 LOB: 1 BB: 1 P: 19	1B: 10 2B: 1 3B: 0 HR: 1	SF: 1 SAC: 0 DP: 1 HBP: 0	WP: 0 PB: 0 SB: 0 CS: 0	PA: 42					
PITCHER	IP	WLS	BF	H	R	ER	SO	BB	IBB	HBP	BLK	WP	HR	S	P	ERA	WHIP										
Chuck Finley, L ERA: 4.26 (8, 1)	7.0		31	9	3	3	5	2	0	0	0	0	0	5	10	0.00	3.000										
Steve Karsay, R ERA: 3.93 (8, 1)	0.1		2	1	0	0	0	0	0	0	0	0	0	5	9	0.00	3.000										
Ricardo Rincon, L ERA: 2.08 (8, 1)	0.1		2	0	0	0	0	1	0	0	0	0	0	3	5	0.00	0.000										
Paul Shuey, R ERA: 3.1 Bob Wickman, R ERA: 3.15 (8, 1) (9, 1)	0.1		1	0	0	0	1	0	0	0	0	0	0	3	5	0.00	0.000										

AB	37
R	5
H	12
RBI	5
BB	4
SO	6
LOB	20



Batter	1	2	3	4	5	6	7	8	9	AB	R	H	RBI	BB	SO	LOB	TOP										
Kenny Lofton, L OBP: 0.370, SLG: 0.425 (1, 8)										5	0	0	0	0	1	2	Cleveland Indians @ Kansas City Royals Kauffman Stadium, Kansas City, MO Fri Sep 22 2000, 7:05 PM CDT Att: 15,036 - Overcast - 76 F										
Omar Vizquel, S OBP: 0.376, SLG: 0.377 (1, 6)										3	0	3	1	2	0	0											
Roberto Alomar, S OBP: 0.367, SLG: 0.464 (1, 4)										5	0	1	0	0	1	5											
Manny Ramirez, R OBP: 0.462, SLG: 0.681 (1, 9)										4	0	2	0	1	2	3											
Jim Thome, L OBP: 0.399, SLG: 0.523 (1, 10)										3	0	0	0	1	0	4											
David Segui, S OBP: 0.391, SLG: 0.513 (1, 3)										4	0	2	0	0	1	5											
Travis Fryman, R OBP: 0.396, SLG: 0.521 (1, 5)										4	1	1	0	0	0	3											
Russell Branyan, L OBP: 0.311, SLG: 0.544 Jolbert Cabrera, R OBP: 0.302, SLG: 0.315 (1, 7) (8, 7)										3	0	0	0	1	1	1											
Sandy Alomar Jr., R OBP: 0.331, SLG: 0.412 (1, 2)										4	1	1	1	0	0	1											
Inning Stats	R: 0 E: 0 K: 2 S: 16	H: 2 LOB: 3 BB: 1 P: 24	R: 2 E: 0 K: 0 S: 8	H: 3 LOB: 1 BB: 0 P: 13	R: 0 E: 0 K: 0 S: 10	H: 1 LOB: 1 BB: 1 P: 17	R: 0 E: 0 K: 0 S: 12	H: 0 LOB: 2 BB: 0 P: 25	R: 0 E: 0 K: 0 S: 8	H: 2 LOB: 1 BB: 0 P: 11	R: 0 E: 0 K: 1 S: 11	H: 2 LOB: 2 BB: 0 P: 17	R: 0 E: 0 K: 1 S: 8	H: 0 LOB: 0 BB: 1 P: 18	R: 0 E: 0 K: 2 S: 9	H: 0 LOB: 1 BB: 1 P: 18	1B: 6 2B: 4 3B: 1 HR: 0	SF: 0 SAC: 0 DP: 2 HBP: 0	WP: 0 PB: 0 SB: 0 CS: 0	PA: 40							
PITCHER	IP	WLS	BF	H	R	ER	SO	BB	IBB	HBP	BLK	WP	HR	S	P	ERA	WHIP										
Brian Meadows, R ERA: 5.02 (1, 1)	3.0		16	6	2	2	2	2	0	0	0	0	0	34	54	6.00	2.667										
Dan Murray, R ERA: 5.52 (4, 1)	3.1		15	4	0	0	0	2	0	0	0	0	0	35	56	0.00	1.800										
Paul Spoljanc, L ERA: 7.0 (7, 1)	0.2		2	0	0	0	1	0	0	0	0	0	0	6	9	0.00	0.000										
Ricky Bottalico, R ERA: 5.01 (8, 1)	2.0	W	7	0	0	0	3	1	0	0	0	0	0	17	29	0.00	0.500										

Batter	1	2	3	4	5	6	7	8	9	AB	R	H	RBI	BB	SO	LOB	BOTTOM										
Johnny Damon, L OBP: 0.386, SLG: 0.503 (1, 10)										4	0	1	0	0	0	0	Cleveland Indians @ Kansas City Royals Kauffman Stadium, Kansas City, MO Fri Sep 22 2000, 7:05 PM CDT Att: 15,036 - Overcast - 76 F										
Rey Sanchez, R OBP: 0.310, SLG: 0.321 (1, 6)										4	0	2	0	0	0	0											
29 Mike Sweeney, R OBP: 0.411, SLG: 0.528 (1, 3)										3	0	0	0	1	0	2											
Jermaine Dye, R OBP: 0.389, SLG: 0.566 (1, 9)										4	0	2	0	0	1	1											
Joe Randa, R OBP: 0.349, SLG: 0.442 (1, 5)										3	1	1	0	0	0	4											
Carlos Beltrán, S OBP: 0.305, SLG: 0.371 (1, 8)										4	0	0	0	0	0	2											
Mark Quinn, R OBP: 0.344, SLG: 0.494 (1, 7)										3	1	2	1	1	0	0											
Gregg Zaun, S OBP: 0.381, SLG: 0.402 (1, 2)										3	1	1	1	0	0	2											
Carlos Febles, R OBP: 0.342, SLG: 0.319 (1, 4)										4	0	1	1	0	0	4											
Inning Stats	R: 0 E: 0 K: 0 S: 14	H: 2 LOB: 2 BB: 0 P: 20	R: 1 E: 0 K: 1 S: 13	H: 3 LOB: 0 BB: 0 P: 21	R: 0 E: 0 K: 0 S: 8	H: 1 LOB: 0 BB: 0 P: 10	R: 1 E: 0 K: 0 S: 9	H: 2 LOB: 1 BB: 0 P: 18	R: 0 E: 0 K: 0 S: 7	H: 0 LOB: 0 BB: 0 P: 10	R: 0 E: 0 K: 0 S: 12	H: 0 LOB: 3 BB: 1 P: 23	R: 0 E: 0 K: 0 S: 10	H: 1 LOB: 2 BB: 1 P: 21	R: 1 E: 0 K: 0 S: 10	H: 1 LOB: 0 BB: 0 P: 16	1B: 6 2B: 3 3B: 0 HR: 1	SF: 0 SAC: 0 DP: 0 HBP: 2	WP: 1 PB: 0 SB: 0 CS: 1	PA: 36							
PITCHER	IP	WLS	BF	H	R	ER	SO	BB	IBB	HBP	BLK	WP	HR	S	P	ERA	WHIP										
Jim Brower, R ERA: 6.24 (1, 1)	4.0		18	8	2	2	1	0	0	0	0	0	0	44	69	4.50	2.000										
Chris Nething, R ERA: 5.87 (5, 1)	1.2		8	0	0	0	0	1	0	2	0	0	0	16	30	0.00	0.600										
Steve Reed, R ERA: 4.56 (6, 1)	1.0		5	1	0	0	0	1	0	0	0	0	0	9	17	0.00	2.000										
Steve Karsay, R ERA: 3.99 (7, 1)	1.1	L	5	1	1	1	0	0	0	0	0	0	1	14	23	6.75	0.750										



Batter	1	2	3	4	5	6	7	8	9	AB	R	H	RBI	BB	SO	LOB	TOP										
Kenny Lofton, L (1, 8) OBP: 0.369, SLG: 0.425 Dave Roberts, L (6, 8) OBP: 0.333, SLG: 0.200	2-2 BB 1B	3-2 SF9	0-3 K	3-1 SF7	2-0 FC4-6					2	1	1	2	0	1	2	Cleveland Indians @ Kansas City Royals Kauffman Stadium, Kansas City, MO Sat Sep 23 2000, 7:05 PM CDT Att: 20,253 - Cloudy - 52 F										
Omar Vizquel, S (1, 6) OBP: 0.378, SLG: 0.378 John McDonald, R (6, 6) OBP: 0.375, SLG: 0.375	4-1 1B BB	2-3 3-H G6-3	0-0 2B G1-3	2-2 1B 2-H	2-1 L7					3	1	2	1	1	0	1											
Roberto Alomar, S (1, 4) OBP: 0.371, SLG: 0.470 Jolbert Cabrera, R (6, 4) OBP: 0.301, SLG: 0.313	1-2 CS 1B		0-2 1B G4-6-3	0-0 G1-3	1-2 1B			0-0 G5-3		4	1	4	3	0	0	0											
Manny Ramirez, R (1, 9) OBP: 0.465, SLG: 0.688 Chan Perry, R (8, PH) OBP: 0.100, SLG: 0.100	2-1 G5-3		1-0 G4-6-3	4-1 G1-3	3-2 HR			1-0 G6-3		3	1	2	1	1	0	2											
David Segui, S (1, 3) OBP: 0.387, SLG: 0.508	3-0 G4-3		1-0 G4-6-3	2-2 G1-3	3-3 K			2-2 G5-3		5	0	0	1	0	1	4											
Jim Thome, L (1, 10) OBP: 0.396, SLG: 0.518		0-0 G6-3	2-0 F8	2-0 G3-1	2-3 K				2-1 G1	5	0	0	0	0	1	2											
Travis Fryman, R (1, 5) OBP: 0.399, SLG: 0.523 Bill Selby, L (7, 5) OBP: 0.262, SLG: 0.250		0-0 1B E		1-0 1B	1-2 WP SF7			0-1 G5-3		4	3	3	0	0	0	0											
Russell Branyan, L (1, 7) OBP: 0.318, SLG: 0.543		3-2 1B SF9		0-0 1B 2B	2-3 K			4-2 FC4-6		4	2	2	0	1	1	2											
Einar Diaz, R (1, 2) OBP: 0.322, SLG: 0.391		0-0 1B SF9		1-0 2B 1B	4-2 WP 1B			2-0 F7		3	2	1	2	1	0	2											
Inning Stats	R: 1 E: 0 K: 0 S: 11	H: 2 LOB: 1 BB: 1 P: 23	R: 2 E: 1 K: 0 S: 12	H: 2 LOB: 1 BB: 0 P: 20	R: 1 E: 0 K: 0 S: 7	H: 2 LOB: 0 BB: 0 P: 11	R: 4 E: 0 K: 1 S: 15	H: 5 LOB: 2 BB: 1 P: 25	R: 2 E: 0 K: 2 S: 16	H: 1 LOB: 0 BB: 0 P: 24	R: 0 E: 0 K: 0 S: 6	H: 0 LOB: 1 BB: 1 P: 16	R: 0 E: 0 K: 0 S: 5	H: 0 LOB: 0 BB: 0 P: 8	R: 0 E: 0 K: 0 S: 6	H: 1 LOB: 0 BB: 0 P: 10		1B: 14 2B: 1 3B: 0 HR: 1	SF: 2 SAC: 0 DP: 2 HBP: 0	WP: 1 PB: 0 SB: 0 CS: 1	PA: 44						
PITCHER	IP	WLS	BF	H	R	ER	SO	BB	IBB	HBP	BLK	WP	HR	S	P	ERA	WHIP										
Dan Reichert, R (1, 1) ERA: 4.54	3.0	L	18	9	7	6	0	1	0	0	0	0	0	33	59	18.00	3.333										
51 Kris Wilson, R (4, 1) ERA: 4.4	0.2		5	2	1	1	1	1	0	0	0	0	0	11	17	13.50	4.500										
49 Chris Fussell, R (4, 1) ERA: 6.51	5.1		21	5	3	3	3	2	0	0	0	1	1	53	93	5.06	1.312										

Batter	1	2	3	4	5	6	7	8	9	AB	R	H	RBI	BB	SO	LOB	BOTTOM										
Johnny Damon, L (1, 8) OBP: 0.385, SLG: 0.502 Todd Dunwoody, L (5, PH) OBP: 0.238, SLG: 0.275	0-1 G6-3		1-2 F7		2-3 K			3-3 K		2	0	0	0	0	0	1	Cleveland Indians @ Kansas City Royals Kauffman Stadium, Kansas City, MO Sat Sep 23 2000, 7:05 PM CDT Att: 20,253 - Cloudy - 52 F										
Rey Sanchez, R (1, 6) OBP: 0.309, SLG: 0.320 Luis Ordez, R (6, PH) OBP: 0.243, SLG: 0.225	0-1 L8		3-2 G1-3		1-0 G6-3			0-1 G5-4-3		2	0	0	0	0	0	1											
29 Mike Sweeney, R (1, 3) OBP: 0.412, SLG: 0.527 Dave McCarty, R (6, 3) OBP: 0.333, SLG: 0.487	2-1 F8			4-0 1B BB	2-3 K			0-0 G4-3		1	0	0	0	1	0	0											
Jermaine Dye, R (1, 9) OBP: 0.387, SLG: 0.564 Dee Brown, L (6, 7) OBP: 0.227, SLG: 0.150		0-3 K		1-1 P6	1-3 K			0-2 G4-3		2	0	0	0	0	1	1											
Joe Randa, R (1, 5) OBP: 0.348, SLG: 0.441 Carlos Febles, R (7, 4) OBP: 0.342, SLG: 0.318		0-2 G4-3		1-0 F8	0-3 K			4-2 BB		2	0	0	0	0	0	1											
Carlos Beltrán, S (1, 10) OBP: 0.305, SLG: 0.373		4-2 BB		0-0 1B	4-1 BB			1-2 SF7		1	0	1	1	2	0	0											
Mark Quinn, R (1, 7) OBP: 0.343, SLG: 0.492 Scott Pose, L (7, 9) OBP: 0.283, SLG: 0.191	1-2 G3		2-3 K		3-3 K			3-3 G6-3		2	0	0	0	0	1	3											
Jorge Fabregas, L (1, 2) OBP: 0.317, SLG: 0.373			0-2 1B		0-0 F7			2-2 G3-1		3	0	1	0	0	0	1											
Wilson Delgado, S (1, 4) OBP: 0.318, SLG: 0.308			3-3 K		1-0 G6-3			0-0 G5-4-3		3	0	1	0	0	1	1											
Inning Stats	R: 0 E: 0 K: 0 S: 6	H: 0 LOB: 0 BB: 0 P: 8	R: 0 E: 1 K: 1 S: 11	H: 0 LOB: 1 BB: 1 P: 16	R: 0 E: 0 K: 1 S: 15	H: 1 LOB: 0 BB: 0 P: 22	R: 0 E: 0 K: 1 S: 7	H: 1 LOB: 2 BB: 1 P: 15	R: 0 E: 0 K: 2 S: 7	H: 0 LOB: 0 BB: 0 P: 11	R: 0 E: 0 K: 2 S: 11	H: 0 LOB: 1 BB: 1 P: 20	R: 0 E: 0 K: 1 S: 6	H: 1 LOB: 0 BB: 0 P: 9	R: 0 E: 0 K: 0 S: 12	H: 1 LOB: 1 BB: 1 P: 19		1B: 3 2B: 1 3B: 0 HR: 0	SF: 1 SAC: 0 DP: 1 HBP: 0	WP: 0 PB: 0 SB: 0 CS: 0	PA: 34						
PITCHER	IP	WLS	BF	H	R	ER	SO	BB	IBB	HBP	BLK	WP	HR	S	P	ERA	WHIP										
Bartolo Colon, R (1, 1) ERA: 3.88	7.0	W	26	2	0	0	8	3	0	0	0	0	0	62	100	0.00	0.714										
Justin Speier, R (8, 1) ERA: 3.92	1.0		3	1	0	0	1	0	0	0	0	0	0	6	9	0.00	1.000										
Tom Martin, L (9, 1) ERA: 4.18	1.0		5	1	1	1	0	1	0	0	0	0	0	12	19	9.00	2.000										

Batter	1	2	3	4	5	6	7	8	9	AB	R	H	RBI	BB	SO	LOB	TOP					
Kenny Lofton, L (1, 8) OBP: 0.370, SLG: 0.425 Dave Roberts, L (8, 8) OBP: 0.333, SLG: 0.200	2-1 SH1-3 1B		4-2 1B BB		0-1 F9		3-2 G4-6-3 1-2			3	0	1	0	1	0	1	3 0 1 0 1 0 1 0 0 0 0 0 0 0					
Omar Vizquel, S (1, 6) OBP: 0.379, SLG: 0.377 John McDonald, R (8, PH) OBP: 0.444, SLG: 0.444	0-0 SH1-3 1-2		1-1 F9		4-1 BB			1-2 1B		1	0	0	0	1	0	1	1 0 0 0 1 0 1 1 0 1 0 0 0 0					
Roberto Alomar, S (1, 4) OBP: 0.371, SLG: 0.469 Jolbert Cabrera, R (8, PH) OBP: 0.299, SLG: 0.311	2-2 P4		1-2 1B		3-2 G5-3			2-3 K		3	0	1	0	0	0	2	3 0 1 0 0 0 2 1 0 0 0 0 1 1					
Manny Ramirez, R (1, 9) OBP: 0.462, SLG: 0.683 Chan Perry, R (8, PH) OBP: 0.091, SLG: 0.091	2-3 K		1-0 F9			0-2 G4-3		2-3 K		3	0	0	0	0	1	3	3 0 0 0 0 1 3 1 0 0 0 0 1 1					
David Segui, S (1, 3) OBP: 0.395, SLG: 0.505		1-1 F8		0-0 G4-3		2-2 E5		0-1 G6-3		4	0	0	0	0	0	1	4 0 0 0 0 0 1					
Jim Thome, L (1, 10) OBP: 0.395, SLG: 0.518		0-1 FC6-5 2B		3-1 F8		3-2 F7		2-1 G6-3		4	0	1	0	0	0	1	4 0 1 0 0 0 1					
Travis Fryman, R (1, 5) OBP: 0.398, SLG: 0.522 Bill Selby, L (8, 5) OBP: 0.256, SLG: 0.244		0-0 FC6-5 2-3		0-0 1B		1-2 F5		2-2 G6-3		3	0	1	0	0	0	2	3 0 1 0 0 0 2 1 0 0 0 0 0 0					
Russell Branyan, L (1, 7) OBP: 0.317, SLG: 0.537		1-0 F8		2-3 K			2-1 F8		0-0 1B	4	0	1	0	0	1	2	4 0 1 0 0 1 2					
Sandy Alomar Jr., R (1, 2) OBP: 0.331, SLG: 0.408			0-2 G6-3		0-2 G6-3		4-1 G4-6-3 BB		2-1 G5-3	3	0	0	0	1	0	1	3 0 0 0 1 0 1					
Inning Stats	R: 0 E: 0 K: 1 S: 12	H: 1 LOB: 1 BB: 0 P: 18	R: 0 E: 0 K: 0 S: 6	H: 1 LOB: 1 BB: 0 P: 8	R: 0 E: 0 K: 0 S: 13	H: 1 LOB: 2 BB: 1 P: 20	R: 0 E: 0 K: 1 S: 7	H: 1 LOB: 1 BB: 0 P: 12	R: 0 E: 0 K: 0 S: 9	H: 0 LOB: 1 BB: 1 P: 16	R: 0 E: 0 K: 0 S: 13	H: 0 LOB: 0 BB: 1 P: 19	R: 0 E: 0 K: 0 S: 6	H: 0 LOB: 0 BB: 1 P: 15	R: 0 E: 0 K: 2 S: 12	H: 1 LOB: 1 BB: 0 P: 17	R: 0 E: 0 K: 0 S: 8	H: 1 LOB: 1 BB: 0 P: 14	1B: 5 2B: 1 3B: 0 HR: 0	SF: 0 SAC: 1 DP: 1 HBP: 0	WP: 0 PB: 0 SB: 0 CS: 0	PA: 36
PITCHER	IP WLS BF H R ER SO BB IBB HBP BLK WP HR S P ERA WHIP																					
Blake Stein, R (1, 1) ERA: 4.56	7.0 W 28 4 0 0 2 3 0 0 0 0 0 0 66 108 0.00 1.000																					
Jose Santiago, R (8, 1) ERA: 4.13	2.0 8 2 0 0 2 0 0 0 0 0 0 0 20 31 0.00 1.000																					

Cleveland Indians @ Kansas City Royals
Kauffman Stadium, Kansas City, MO

Sun Sep 24 2000, 1:05 PM CDT
Att: 12,606 - Cloudy - 49 F

AB 32
R 0
H 6
RBI 0
BB 3
SO 4
LOB 16



Batter	1	2	3	4	5	6	7	8	9	AB	R	H	RBI	BB	SO	LOB	BOTTOM			
Johnny Damon, L (1, 10) OBP: 0.385, SLG: 0.501	1-0 SH5-3 29 G6-3 1B		0-1 SF9 SH5-3 1B	1-3 K		0-2 G4-6-3 1-2 2-3	1-3 K			5	2	2	1	0	2	4				
Rey Sanchez, R (1, 6) OBP: 0.312, SLG: 0.320 Luis Ordez, R (8, PH) OBP: 0.250, SLG: 0.233	1-0 SH5-3 1-3		0-0 SH5-3 1-2 2-3	4-2 BB		4-2 BB		1-2 F9 29 SF8 1B		0	0	0	0	2	0	0				
29 Mike Sweeney, R (1, 3) OBP: 0.410, SLG: 0.524	1-0 G6-3 3-H		1-1 SF9 2-3 3-H	1-2 G5-3		2-2 L9		4-2 BB		3	0	0	2	1	0	3				
Jermaine Dye, R (1, 9) OBP: 0.387, SLG: 0.562	0-0 F8		4-0 1B 1B BB		0-0 F8		0-2 1B 2B 1B	0-0 F9		4	2	1	0	1	0	2				
Joe Randa, R (1, 5) OBP: 0.346, SLG: 0.440		1-0 F2	0-1 1B 1B 1B		3-3 K		0-0 F8	1-1 SF8		4	1	1	2	0	1	1				
Carlos Beltrán, S (1, 8) OBP: 0.313, SLG: 0.376		2-3 K	3-2 1B 1-3 2-H	1-2 1B		2-1 1B	1-3 2B 1B	3-0 G1-3		5	1	3	1	0	1	1				
Mark Quinn, R (1, 7) OBP: 0.344, SLG: 0.494		2-0 G5-3	2-2 1B 1-2 3-H	1-2 1B		2-1 L9	1-1 1B 1-H 2B			4	0	2	3	0	0	1				
Gregg Zaun, S (1, 2) OBP: 0.386, SLG: 0.403			1-0 1B G1-3			4-0 G4-6-3 BB	2-3 1B			2	1	1	0	2	0	2				
Jeff Reboulet, R (1, 4) OBP: 0.325, SLG: 0.280			2-2 SH5-3 29 SF9 1B	0-1 F8		4-1 G4-6-3 BB	3-1 L4			3	1	1	0	1	0	2				
Inning Stats	R: 1 E: 0 K: 0 S: 4	H: 1 LOB: 0 BB: 0 P: 7	R: 0 E: 0 K: 1 S: 6	H: 0 LOB: 0 BB: 0 P: 11	R: 5 E: 0 K: 0 S: 17	H: 5 LOB: 2 BB: 2 P: 35	R: 0 E: 0 K: 1 S: 12	H: 0 LOB: 1 BB: 1 P: 18	R: 0 E: 0 K: 0 S: 12	H: 1 LOB: 1 BB: 0 P: 16	R: 0 E: 0 K: 0 S: 12	H: 0 LOB: 2 BB: 3 P: 26	R: 2 E: 0 K: 1 S: 16	H: 4 LOB: 2 BB: 0 P: 23	R: 1 E: 0 K: 0 S: 10	H: 1 LOB: 1 BB: 1 P: 19	1B: 11 2B: 1 3B: 0 HR: 0	SF: 2 SAC: 2 DP: 1 HBP: 0	WP: 0 PB: 0 SB: 1 CS: 0	PA: 42
PITCHER	IP WLS BF H R ER SO BB IBB HBP BLK WP HR S P ERA WHIP																			
Charles Nagy, R (1, 1) ERA: 9.21	2.2 L 14 4 6 6 1 2 0 0 0 0 0 0 20 39 20.25 2.250																			
Jamie Brewington, R (3, 1) ERA: 5.36	2.1 13 3 0 0 2 3 0 0 0 0 0 0 29 57 0.00 2.571																			
Chris Naching, R (6, 1) ERA: 7.0	1.1 7 3 2 2 0 1 0 0 0 0 0 0 18 26 13.50 3.000																			
Cameron Cairncross, L (7, 1) ERA: 4.15	0.2 3 1 0 0 1 0 0 0 0 0 0 0 9 14 0.00 1.500																			
Chris Haney, L (8, 1) ERA: 9.0	1.0 5 1 1 1 0 1 0 0 0 0 0 0 10 19 9.00 2.000																			

Cleveland Indians @ Kansas City Royals
Kauffman Stadium, Kansas City, MO

Sun Sep 24 2000, 1:05 PM CDT
Att: 12,606 - Cloudy - 49 F

AB 31
R 9
H 12
RBI 9
BB 7
SO 4
LOB 16



Batter	1	2	3	4	5	6	7	8	9	AB	R	H	RBI	BB	SO	LOB	TOP										
Chris Singleton, L (1, 8) OBP: 0.301, SLG: 0.378 Jeff Liefer, L (7, PH) OBP: 0.100, SLG: 0.100 (7, 9)										2	0	0	0	1	1	2	Chicago White Sox @ Cleveland Indians Jacobs Field, Cleveland, OH Mon Sep 25 2000, 1:05 PM EDT Att: 42,500 - Cloudy - 55 F										
Tony Graffanino, R (1, 4) OBP: 0.370, SLG: 0.373										4	0	2	1	0	0	2											
Harold Baines, L (1, 10) OBP: 0.338, SLG: 0.417										4	0	0	0	0	1	3											
Magglio Ordonez, R (1, 9) OBP: 0.374, SLG: 0.547 24 Joe Crede, R (7, 5) OBP: 0.250, SLG: 0.250										3	1	1	0	0	0	1											
Carlos Lee, R (1, 7) OBP: 0.344, SLG: 0.485 Josh Paul, R (8, 7) OBP: 0.324, SLG: 0.400										4	0	3	0	0	1	0											
14 Paul Konerko, R (1, 3) OBP: 0.393, SLG: 0.483 McKay Christensen, L (7, 8) OBP: 0.263, SLG: 0.125										3	0	0	0	0	0	3											
Greg Norton, S (1, 5) OBP: 0.345, SLG: 0.389 (7, 3)										4	0	0	0	0	0	0											
Craig Wilson, R (1, 6) OBP: 0.329, SLG: 0.324										3	1	0	0	1	0	0											
Mark Johnson, L (1, 2) OBP: 0.315, SLG: 0.319										2	0	1	0	2	0	0											
Inning Stats	R: 0 E: 0 K: 1 S: 8	H: 0 LOB: 0 BB: 0 P: 8	R: 0 E: 0 K: 1 S: 7	H: 0 LOB: 0 BB: 0 P: 11	R: 1 E: 0 K: 1 S: 18	H: 1 LOB: 2 BB: 2 P: 31	R: 1 E: 0 K: 0 S: 4	H: 2 LOB: 0 BB: 0 P: 4	R: 0 E: 0 K: 0 S: 7	H: 0 LOB: 0 BB: 1 P: 14	R: 0 E: 0 K: 0 S: 8	H: 2 LOB: 2 BB: 0 P: 12	R: 0 E: 0 K: 0 S: 8	H: 2 LOB: 0 BB: 0 P: 12	R: 0 E: 0 K: 1 S: 9	H: 1 LOB: 1 BB: 0 P: 11		R: 0 E: 0 K: 0 S: 8	H: 0 LOB: 1 BB: 1 P: 14	1B: 7 2B: 1 3B: 0 HR: 0	SF: 0 SAC: 0 DP: 1 HBP: 0	WP: 0 PB: 0 SB: 1 CS: 0	PA: 38				
PITCHER	IP	WLS	BF	H	R	ER	SO	BB	IBB	HBP	BLK	WP	HR	S	P	ERA	WHIP										
Dave Burba, R (1, 1) ERA: 4.32	7.0	W	29	7	2	2	3	3	0	0	0	0	0	60	92	2.57	1.429										
Steve Karsay, R (8, 1) ERA: 3.93	1.0		4	1	0	0	1	0	0	0	0	0	0	9	11	0.00	1.000										
Justin Speier, R (9, 1) ERA: 3.46	1.0		4	0	0	0	0	1	0	0	0	0	0	8	14	0.00	1.000										

Batter	1	2	3	4	5	6	7	8	9	AB	R	H	RBI	BB	SO	LOB	BOTTOM										
Kenny Lofton, L (1, 8) OBP: 0.372, SLG: 0.423										2	2	0	0	3	0	1	Chicago White Sox @ Cleveland Indians Jacobs Field, Cleveland, OH Mon Sep 25 2000, 1:05 PM EDT Att: 42,500 - Cloudy - 55 F										
Omar Vizquel, S (1, 6) OBP: 0.382, SLG: 0.379 John McDonald, R (9, 6) OBP: 0.444, SLG: 0.444										3	2	2	0	2	0	0											
Roberto Alomar, S (1, 4) OBP: 0.370, SLG: 0.467 Dave Roberts, L (9, 7) OBP: 0.333, SLG: 0.200										5	1	1	2	0	0	5											
Manny Ramirez, R (1, 9) OBP: 0.461, SLG: 0.680										5	1	2	2	0	1	2											
David Segui, S (1, 3) OBP: 0.397, SLG: 0.507										5	2	3	1	0	1	2											
Jim Thome, L (1, 10) OBP: 0.398, SLG: 0.518										2	1	1	0	3	0	1											
Travis Fryman, R (1, 5) OBP: 0.398, SLG: 0.523										5	0	2	2	0	0	4											
Russell Branyan, L (1, 7) OBP: 0.316, SLG: 0.530 Jolbert Cabrera, R (8, 7) OBP: 0.299, SLG: 0.311 (9, 4)										4	0	1	2	0	2	2											
Einar Diaz, R (1, 2) OBP: 0.321, SLG: 0.389										4	0	1	0	0	1	2											
Inning Stats	R: 0 E: 0 K: 0 S: 8	H: 1 LOB: 2 BB: 1 P: 14	R: 0 E: 0 K: 2 S: 14	H: 1 LOB: 2 BB: 1 P: 26	R: 0 E: 0 K: 0 S: 11	H: 0 LOB: 2 BB: 2 P: 23	R: 1 E: 0 K: 1 S: 8	H: 1 LOB: 0 BB: 0 P: 13	R: 5 E: 0 K: 1 S: 23	H: 4 LOB: 2 BB: 3 P: 46	R: 3 E: 0 K: 1 S: 10	H: 3 LOB: 2 BB: 2 P: 23	R: 0 E: 0 K: 0 S: 9	H: 2 LOB: 1 BB: 0 P: 11	R: 0 E: 0 K: 0 S: 9	H: 2 LOB: 1 BB: 0 P: 13		1B: 11 2B: 2 3B: 0 HR: 0	SF: 0 SAC: 0 DP: 1 HBP: 0	WP: 1 PB: 0 SB: 1 CS: 0	PA: 43						
PITCHER	IP	WLS	BF	H	R	ER	SO	BB	IBB	HBP	BLK	WP	HR	S	P	ERA	WHIP										
Jon Garland, R (1, 1) ERA: 6.75	4.2	L	24	4	6	6	3	6	0	0	0	0	0	57	11	11.57	2.143										
Matt Ginter, R (5, 1) ERA: 13.5	2.1		15	7	3	3	2	2	0	0	0	0	0	26	45	11.57	3.857										
Chad Bradford, R (8, 1) ERA: 2.16	1.0		4	2	0	0	0	0	0	0	0	0	0	9	13	0.00	2.000										

Batter	1	2	3	4	5	6	7	8	9	AB	R	H	RBI	BB	SO	LOB	TOP								
Denny Hocking, S OBP: 0.380, SLG: 0.427	G4-3 BB		F8		F7			BB 1B		4	1	2	0	1	0	2	Minnesota Twins @ Cleveland Indians Jacobs Field, Cleveland, OH Mon Sep 25 2000, 7:05 PM EDT Att: 42,853 - Cloudy - 53 F								
Luis Rivas, R OBP: 0.302, SLG: 0.400	G4-3			G5-3		F9		BB 1B	G5-3	5	1	1	0	0	0	2									
Matt Lawton, L OBP: 0.409, SLG: 0.471	G4-3			G3-1		1B PB 1B		K		4	0	1	0	1	1	3									
David Ortiz, L OBP: 0.371, SLG: 0.456	G4-3			L9		K		F8	G3	5	0	0	0	0	1	6									
Corey Koskie, L OBP: 0.397, SLG: 0.444		F8			L8			1B BB		3	1	1	0	1	0	0									
Tori Hunter, R OBP: 0.313, SLG: 0.395		G5-3			1B SF9 1B		K	1B		4	1	2	2	0	1	2									
Jacque Jones, L OBP: 0.318, SLG: 0.467			K		1B			F7		4	0	2	1	0	1	0									
A.J. Pierzynski, L OBP: 0.325, SLG: 0.474			G6-3		SF9		G3	K		3	0	0	1	0	1	2									
Crstian Guzman, S OBP: 0.298, SLG: 0.390			G4-3				G3-1		G6-3	4	0	1	0	0	0	0									
Inning Stats	R: 0 E: 0 K: 0 S: 7	H: 0 LOB: 1 BB: 1 P: 14	R: 0 E: 0 K: 1 S: 8	H: 0 LOB: 0 BB: 0 P: 12	R: 0 E: 0 K: 0 S: 6	H: 0 LOB: 0 BB: 0 P: 8	R: 0 E: 0 K: 0 S: 9	H: 0 LOB: 0 BB: 0 P: 14	R: 1 E: 0 K: 0 S: 13	H: 3 LOB: 2 BB: 0 P: 15	R: 0 E: 0 K: 2 S: 15	H: 2 LOB: 2 BB: 0 P: 19	R: 0 E: 0 K: 0 S: 7	H: 0 LOB: 0 BB: 0 P: 9	R: 3 E: 0 K: 2 S: 27	H: 4 LOB: 2 BB: 1 P: 38	R: 0 E: 0 K: 0 S: 6	H: 1 LOB: 2 BB: 1 P: 11	1B: 9 2B: 0 3B: 1 HR: 0	SF: 1 SAC: 0 DP: 0 HBP: 0	WP: 0 PB: 1 SB: 0 CS: 0	PA: 40			
PITCHER	IP	WLS	BF	H	R	ER	SO	BB	IBB	HBP	BLK	WP	HR	S	P	ERA	WHIP								
Steve Woodard, R ERA: 5.89	5.1		21	4	1	1	1	1	0	0	0	0	0	46	67	1.69	0.938								
Ricardo Rincon, L ERA: 2.04	0.1	H	2	1	0	0	1	0	0	0	0	0	0	7	10	0.00	3.000								
Steve Reed, R ERA: 4.53	0.1	H	1	0	0	0	1	0	0	0	0	0	0	5	5	0.00	0.000								
Paul Shuey, R ERA: 3.47	1.2	L	8	2	3	3	1	1	0	0	0	0	0	21	31	16.20	1.800								
Bob Wickman, R ERA: 3.09	1.1	B	8	3	0	0	1	0	1	0	0	0	0	19	27	0.00	2.250								

AB	36
R	4
H	10
RBI	4
BB	3
SO	5
LOB	17



Batter	1	2	3	4	5	6	7	8	9	AB	R	H	RBI	BB	SO	LOB	BOTTOM								
Kenny Lofton, L OBP: 0.370, SLG: 0.420	F HR BB		F7	F8			G6-3		G4-3	4	1	0	0	1	0	2	Minnesota Twins @ Cleveland Indians Jacobs Field, Cleveland, OH Mon Sep 25 2000, 7:05 PM EDT Att: 42,853 - Cloudy - 53 F								
Omar Vizquel, S OBP: 0.382, SLG: 0.379	F8		2B SF8 1B				G4-3		L5	5	1	2	0	0	0	2									
Roberto Alomar, S OBP: 0.371, SLG: 0.468	G1-3		SF8 2B		F5					4	0	2	0	0	0	2									
Manny Ramirez, R OBP: 0.462, SLG: 0.684					L6				K	3	1	1	2	1	1	2									
David Segui, S OBP: 0.386, SLG: 0.506			SF8		G4-3				CS 1B	3	0	1	1	0	1	1									
Dave Roberts, L OBP: 0.333, SLG: 0.200	K									0	0	0	0	0	0	0									
Chan Perry, R OBP: 0.091, SLG: 0.091										0	0	0	0	0	0	0									
Jim Thome, L OBP: 0.397, SLG: 0.516			K	K						4	0	1	0	0	2	3									
Travis Fryman, R OBP: 0.396, SLG: 0.519		F8			G4-3				F8	4	0	0	0	0	1	1									
Russell Branyan, L OBP: 0.325, SLG: 0.549										3	0	3	0	0	0	0									
Jolbert Cabrera, R OBP: 0.299, SLG: 0.311									G4-3 SH3-4	0	0	0	0	0	0	0									
Bill Selby, L OBP: 0.273, SLG: 0.262					FC5-4 1B					1	0	1	0	0	0	0									
Sandy Alomar Jr., R OBP: 0.328, SLG: 0.405		L9			FC5-4				SH3-4	3	0	0	0	0	0	3									
Inning Stats	R: 2 E: 1 K: 1 S: 12	H: 1 LOB: 0 BB: 1 P: 24	R: 0 E: 0 K: 1 S: 9	H: 1 LOB: 0 BB: 0 P: 12	R: 1 E: 0 K: 1 S: 10	H: 2 LOB: 2 BB: 1 P: 15	R: 0 E: 0 K: 0 S: 11	H: 1 LOB: 1 BB: 0 P: 18	R: 0 E: 0 K: 1 S: 12	H: 2 LOB: 1 BB: 0 P: 20	R: 0 E: 0 K: 1 S: 9	H: 1 LOB: 1 BB: 0 P: 12	R: 0 E: 0 K: 0 S: 7	H: 1 LOB: 0 BB: 0 P: 14	R: 0 E: 0 K: 0 S: 10	H: 1 LOB: 1 BB: 0 P: 13	1B: 8 2B: 1 3B: 1 HR: 1	SF: 1 SAC: 1 DP: 0 HBP: 0	WP: 0 PB: 0 SB: 0 CS: 1	PA: 38					
PITCHER	IP	WLS	BF	H	R	ER	SO	BB	IBB	HBP	BLK	WP	HR	S	P	ERA	WHIP								
Matt Kinney, R ERA: 5.45	5.0		23	6	3	3	3	1	1	0	0	0	0	21	31	0.00	1.500								
Travis Miller, L ERA: 4.06	2.0	W	8	3	0	0	2	0	0	0	0	0	0	7	14	0.00	1.000								
Bob Wells, R ERA: 3.18	1.0	H	3	1	0	0	0	0	0	0	0	0	0	7	14	0.00	1.000								
LaTroy Hawkins, R ERA: 3.43	1.0	S	4	1	0	0	0	0	0	0	0	0	0	10	13	0.00	1.000								



Batter	1	2	3	4	5	6	7	8	9	AB	R	H	RBI	BB	SO	LOB	TOP				
Denny Hocking, S OBP: 0.376, SLG: 0.421 Matthew LeCroy, R OBP: 0.250, SLG: 0.327	F7		F7		F8	K			G1-3	4	0	0	0	0	1	5					
Luis Rivas, R OBP: 0.275, SLG: 0.375	F8		F8		L6				F8	5	0	1	0	0	0	2					
Matt Lawton, L OBP: 0.408, SLG: 0.467	BB		F7		P4				P5	3	0	0	0	1	0	3					
David Ortiz, L OBP: 0.367, SLG: 0.450	F8		F7		K	K				4	0	0	0	0	2	2					
Corey Koskie, L OBP: 0.397, SLG: 0.442		G4-3		FC1-6 BB		BB 1B 1B			K	3	1	1	0	1	1	1					
Torii Hunter, R OBP: 0.315, SLG: 0.404		G1-3		FC1-6 1B 1-2 1B		1B BB 1B			G6-3	4	1	1	0	0	0	1					
Jacque Jones, L OBP: 0.319, SLG: 0.468		P6		1B		F5			F9	4	0	1	0	0	0	2					
A.J. Pierzynski, L OBP: 0.345, SLG: 0.474			F8 1B HBP		1B				G4-3	2	0	1	1	1	0	0					
Cristian Guzman, S OBP: 0.299, SLG: 0.390			1-2 1B		G4-3				G4-3	4	0	2	1	0	0	2					
Inning Stats	R: 0 E: 0 K: 0 S: 10	H: 0 LOB: 1 BB: 1 P: 20	R: 0 E: 0 K: 0 S: 8	H: 0 LOB: 0 BB: 0 P: 12	R: 0 E: 0 K: 0 S: 17	H: 1 LOB: 2 BB: 0 P: 19	R: 1 E: 0 K: 0 S: 15	H: 2 LOB: 2 BB: 1 P: 25	R: 0 E: 0 K: 2 S: 16	H: 0 LOB: 0 BB: 0 P: 30	R: 0 E: 0 K: 2 S: 11	H: 1 LOB: 1 BB: 0 P: 18	R: 0 E: 0 K: 0 S: 5	H: 0 LOB: 0 BB: 0 P: 8	R: 0 E: 0 K: 0 S: 6	H: 0 LOB: 0 BB: 0 P: 7	1B: 6 2B: 1 3B: 0 HR: 0	SF: 0 SAC: 0 DP: 0 HBP: 1	WP: 0 PB: 0 CS: 0	PA: 38	
PITCHER	IP	WLS	BF	H	R	ER	SO	BB	IBB	HBP	BLK	WP	HR	S	P	ERA	WHIP				
Jason Bere, R ERA: 5.47	(1, 1)	5.2	W	26	5	2	2	1	3	0	1	0	0	68	110	3.18	1.412				
Ricardo Rincon, L ERA: 1.99	(6, 1)	1.1		6	2	0	0	3	0	0	0	0	0	16	26	0.00	1.500				
Steve Karsay, R ERA: 3.82	(8, 1)	2.0		6	0	0	0	0	0	0	0	0	0	11	15	0.00	0.000				

Minnesota Twins @ Cleveland Indians
Jacobs Field, Cleveland, OH
Wed Sep 27 2000, 7:05 PM EDT
Att: 42,864 - Sunny - 67 F

AB 34
R 2
H 7
RBI 2
BB 3
SO 4
LOB 18



Batter	1	2	3	4	5	6	7	8	9	AB	R	H	RBI	BB	SO	LOB	BOTTOM				
Kenny Lofton, L OBP: 0.371, SLG: 0.419	G3-1 HR 1B		G4-3	1B 1-2 2-H 1B		F8			G4-3	5	2	2	1	0	0	1					
Omar Vizquel, S OBP: 0.382, SLG: 0.381	F7		G4-3	1B 1-3 2-H 1B		G6-3				4	0	1	1	0	0	1					
Roberto Alomar, S OBP: 0.372, SLG: 0.469	G3-1		K	1B 1-3 3-H 1B			WP 1B			4	0	2	1	0	1	1					
Manny Ramirez, R OBP: 0.458, SLG: 0.683	2-H HR			1B L7			K			4	2	2	2	0	1	3					
Jim Thome, L OBP: 0.395, SLG: 0.517	P5			K HR			K			4	1	1	1	0	2	2					
Travis Fryman, R OBP: 0.397, SLG: 0.519			FC6-4 1B	1B 1-3 2B		G4-6-3 BB			F9	3	1	2	0	1	0	1					
Bill Selby, L OBP: 0.271, SLG: 0.261	F5			1B 1B 2-H 3-H 1B		G4-6-3			F8	4	1	1	2	0	0	2					
Russell Branyan, L OBP: 0.324, SLG: 0.548 Johel Cabrera, R OBP: 0.299, SLG: 0.329	P6			K		G4-3				4	0	1	0	0	1	2					
Sandy Alomar Jr., R OBP: 0.324, SLG: 0.399	FC6-4			1B 1-2 1B 1B		G1-3			P4	4	1	1	0	0	0	2					
Inning Stats	R: 2 E: 0 K: 0 S: 14	H: 2 LOB: 0 BB: 0 P: 18	R: 0 E: 0 K: 0 S: 12	H: 1 LOB: 1 BB: 0 P: 12	R: 0 E: 0 K: 1 S: 7	H: 0 LOB: 0 BB: 0 P: 8	R: 5 E: 0 K: 2 S: 21	H: 7 LOB: 2 BB: 0 P: 29	R: 1 E: 0 K: 0 S: 6	H: 1 LOB: 0 BB: 1 P: 14	R: 0 E: 0 K: 0 S: 9	H: 0 LOB: 0 BB: 0 P: 12	R: 0 E: 0 K: 2 S: 12	H: 1 LOB: 1 BB: 0 P: 18	R: 0 E: 0 K: 0 S: 11	H: 1 LOB: 1 BB: 0 P: 16	1B: 9 2B: 2 3B: 0 HR: 2	SF: 0 SAC: 0 DP: 1 HBP: 0	WP: 1 PB: 0 CS: 0	PA: 37	
PITCHER	IP	WLS	BF	H	R	ER	SO	BB	IBB	HBP	BLK	WP	HR	S	P	ERA	WHIP				
Brad Radke, R ERA: 4.45	(1, 1)	4.0	L	22	10	7	7	3	0	0	0	0	0	54	67	15.75	2.500				
Johan Santana, L ERA: 6.49	(5, 1)	1.0		4	1	1	1	0	1	0	0	0	1	6	14	9.00	2.000				
54 Jason Ryan, R ERA: 7.36	(6, 1)	3.0		11	2	0	0	2	0	0	0	1	0	32	46	0.00	0.667				

Minnesota Twins @ Cleveland Indians
Jacobs Field, Cleveland, OH
Wed Sep 27 2000, 7:05 PM EDT
Att: 42,864 - Sunny - 67 F

AB 36
R 8
H 13
RBI 8
BB 1
SO 5
LOB 15



Batter	1	2	3	4	5	6	7	8	9	AB	R	H	RBI	BB	SO	LOB	TOP					
Shannon Stewart, R OBP: 0.366, SLG: 0.521	0-1 2B	3-2 G6-3			0-1 G3			1-0 F3		4	1	1	0	0	0	0	Toronto Blue Jays @ Cleveland Indians Jacobs Field, Cleveland, OH Fri Sep 29 2000, 7:05 PM EDT Att: 42,768 - Sunny - 63 F					
Alex Gonzalez, R OBP: 0.311, SLG: 0.395	3-2 G3 FC5-4 2B	2-2 HR			0-0 F5			0-0 G5-3		4	2	2	2	0	0	0						
Dave Martinez, L OBP: 0.348, SLG: 0.373	1-2 G3	2-0 L8			0-0 F8			1-2 G4-3		4	0	0	0	0	0	1						
Carlos Delgado, L OBP: 0.473, SLG: 0.670	1-1 FC5-4 BB HBP				0-1 F9			3-1 F8		3	0	0	0	0	0	0						
Darrin Fletcher, L OBP: 0.355, SLG: 0.517	4-0 FC5-4 BB				0-0 G3-1			3-2 G5-4-3 1B		3	0	1	0	1	0	0						
Tony Batista, R OBP: 0.308, SLG: 0.519	1-1 FC5-4 FC6-4				2-1 F9			3-2 G5-4-3		4	0	0	1	0	0	3						
José Cruz Jr., S OBP: 0.322, SLG: 0.465	0-1 FC6-4				1-3 K			0-0 F7		3	0	0	0	0	1	2						
Todd Greene, R OBP: 0.280, SLG: 0.455		0-1 HR			0-2 F7			0-3 K		3	1	1	1	0	1	0						
Mickey Morandini, L OBP: 0.324, SLG: 0.315		1-2 F8			1-1 F8			1-3 K		3	0	0	0	0	1	0						
Inning Stats	R: 2 E: 0 K: 0 S: 15	H: 2 LOB: 2 BB: 1 P: 25	R: 2 E: 0 K: 0 S: 13	H: 2 LOB: 0 BB: 0 P: 21	R: 0 E: 0 K: 1 S: 5	H: 0 LOB: 0 BB: 0 P: 7	R: 0 E: 0 K: 1 S: 9	H: 0 LOB: 0 BB: 0 P: 11	R: 0 E: 0 K: 0 S: 4	H: 1 LOB: 0 BB: 0 P: 19	R: 0 E: 0 K: 2 S: 8	H: 0 LOB: 0 BB: 0 P: 9	R: 0 E: 0 K: 0 S: 6	H: 0 LOB: 0 BB: 0 P: 8	R: 0 E: 0 K: 0 S: 4	H: 0 LOB: 0 BB: 0 P: 8	1B: 1 2B: 1 3B: 1 HR: 2	SF: 0 SAC: 0 DP: 1 HBP: 1	WP: 0 PB: 0 SB: 0 CS: 0	PA: 33		
PITCHER	IP	WLS	BF	H	R	ER	SO	BB	IBB	HBP	BLK	WP	HR	S	P	ERA	WHIP					
Dave Burba, R ERA: 4.47	(1, 1)	1.2	11	4	4	4	0	1	0	1	0	0	0	2	27	43	21.60	3.000				
Tom Martin, L ERA: 4.05	(2, 1)	1.0	3	0	0	0	0	0	0	0	0	0	0	4	6	0.00	0.000					
Justin Speier, R ERA: 3.29	(3, 1)	3.1	W	10	1	0	0	1	0	0	0	0	0	25	38	0.00	0.300					
Steve Karsay, R ERA: 3.66	(7, 1)	3.0	S	9	0	0	0	2	0	0	0	0	0	18	25	0.00	0.000					

AB 31
R 4
H 5
RBI 4
BB 1
SO 3
LOB 6



Batter	1	2	3	4	5	6	7	8	9	AB	R	H	RBI	BB	SO	LOB	BOTTOM				
Kenny Lofton, L OBP: 0.370, SLG: 0.416	0-1 G6-3	1-0 1B		0-1 G4-3		3-1 F8		1-1 F9		5	0	1	2	0	0	3	Toronto Blue Jays @ Cleveland Indians Jacobs Field, Cleveland, OH Fri Sep 29 2000, 7:05 PM EDT Att: 42,768 - Sunny - 63 F				
Omar Vizquel, S OBP: 0.379, SLG: 0.378	3-3 K	2-H 3-H F9			1-1 F8	0-3 K				4	0	0	0	0	2	2					
Roberto Alomar, S OBP: 0.375, SLG: 0.469	0-0 G1-3			2-0 BB SF9 1B	4-2 HR BB	1-2 F5				3	2	1	0	1	0	0					
Manny Ramirez, R OBP: 0.456, SLG: 0.684		0-1 HR 2B		4-2 SF9 BB	2-2 HR	0-0 G5-3				3	2	2	2	1	0	0					
Jim Thome, L OBP: 0.395, SLG: 0.525		1-0 HR		4-1 G6-4-3 BB	0-3 K	1-2 L9				3	1	1	2	1	1	0					
Travis Fryman, R OBP: 0.395, SLG: 0.521		0-0 G6-3		0-1 SF9	0-1 G6-3			0-0 G6-3		3	0	0	1	0	0	0					
David Segui, S OBP: 0.367, SLG: 0.511		3-1 G4-3 1B 2B		0-0 G6-4-3		0-1 HR		0-3 K		4	2	2	1	0	1	2					
Russell Branyan, L OBP: 0.323, SLG: 0.539		4-2 G4-3 1B BB		1-2 F9		3-3 K		0-1 E6 1B		2	1	0	0	1	1	0					
Jolbert Cabrera, R OBP: 0.293, SLG: 0.322										1	0	0	0	0	0	0					
Sandy Alomar Jr., R OBP: 0.325, SLG: 0.399		0-0 G4-3		1-3 K		0-1 1B		1-1 1B		4	0	2	0	0	1	2					
Inning Stats	R: 0 E: 0 K: 1 S: 6	H: 0 LOB: 0 BB: 0 P: 9	R: 4 E: 0 K: 0 S: 12	H: 4 LOB: 1 BB: 1 P: 22	R: 1 E: 0 K: 0 S: 7	H: 1 LOB: 1 BB: 2 P: 17	R: 0 E: 0 K: 1 S: 8	H: 0 LOB: 0 BB: 0 P: 10	R: 2 E: 0 K: 1 S: 13	H: 1 LOB: 1 BB: 1 P: 20	R: 1 E: 0 K: 2 S: 13	H: 2 LOB: 1 BB: 0 P: 19	R: 0 E: 0 K: 0 S: 9	H: 0 LOB: 0 BB: 0 P: 11	R: 0 E: 1 K: 1 S: 10	H: 1 LOB: 2 BB: 0 P: 12	1B: 4 2B: 2 3B: 0 HR: 3	SF: 1 SAC: 0 DP: 1 HBP: 0	WP: 0 PB: 0 SB: 2 CS: 0	PA: 37	
PITCHER	IP	WLS	BF	H	R	ER	SO	BB	IBB	HBP	BLK	WP	HR	S	P	ERA	WHIP				
Steve Trachsel, R ERA: 4.8	(1, 1)	2.0	L	13	5	5	1	2	0	0	0	0	1	21	40	22.50	3.500				
Mark Guthrie, L ERA: 4.45	(3, 1)	3.0		11	1	2	2	2	0	0	0	0	1	25	38	6.00	1.000				
Paul Quantrill, R ERA: 4.52	(6, 1)	3.0		13	3	1	1	3	0	0	0	0	1	32	42	3.00	1.000				

AB 32
R 8
H 9
RBI 8
BB 4
SO 6
LOB 9



Batter	1	2	3	4	5	6	7	8	9	AB	R	H	RBI	BB	SO	LOB	TOP																					
Shannon Stewart, R (1.7) OBP: 0.364, SLG: 0.520	F9		2B		G5-3		FC5-4		F9	5	0	1	1	0	0	2	Toronto Blue Jays @ Cleveland Indians Jacobs Field, Cleveland, OH Sat Sep 30 2000, 1:05 PM EDT Att: 42,676 - Sunny - 65 F																					
Alex Gonzalez, R (1.6) OBP: 0.312, SLG: 0.396	F3		BB		K		K		2B	4	0	1	0	1	2	2																						
Dave Martinez, L (1.9) OBP: 0.346, SLG: 0.371	K		F8			1B	G4-3		G6-3	5	0	1	0	0	1	4																						
Carlos Delgado, L (1.3) OBP: 0.472, SLG: 0.669		F7		K		L3		3B	2B	4	1	1	0	1	1	1																						
Tony Batista, R (1.5) OBP: 0.306, SLG: 0.515		K		G6-3		K		G6-3	FC6-4	5	0	0	0	0	2	4																						
José Cruz Jr., S (1.8) OBP: 0.323, SLG: 0.467			FC6-4	BB	G5-3		F8		1B	3	1	1	1	1	0	1																						
Todd Greene, R (1.10) Dewayne Wise, L (6, PR) OBP: 0.208, SLG: 0.136	FC6-4				G6-3		BB	1B	G3	4	1	2	1	0	0	1																						
Craig Grebeck, R (1.4) OBP: 0.364, SLG: 0.411				G5-3		1B	2B		G3	3	2	1	0	1	0	1																						
Alberto Castillo, R (1.2) Darin Fletcher, L (7, PH) OBP: 0.356, SLG: 0.517			K		G5-3	2H	1B		G3	2	0	1	1	0	1	0																						
										2	0	1	1	0	0	2																						
Inning Stats	R: 0 E: 0 K: 1 S: 8	H: 0 LOB: 0 BB: 0 P: 10	R: 0 E: 0 K: 1 S: 10	H: 0 LOB: 1 BB: 1 P: 15	R: 0 E: 0 K: 1 S: 9	H: 1 LOB: 2 BB: 1 P: 20	R: 0 E: 0 K: 1 S: 10	H: 0 LOB: 0 BB: 0 P: 15	R: 1 E: 0 K: 1 S: 11	H: 2 LOB: 1 BB: 0 P: 20	R: 0 E: 0 K: 1 S: 6	H: 1 LOB: 1 BB: 0 P: 9	R: 2 E: 0 K: 1 S: 12	H: 2 LOB: 1 BB: 1 P: 20	R: 2 E: 0 K: 0 S: 9	H: 3 LOB: 2 BB: 0 P: 15	R: 0 E: 0 K: 0 S: 7	H: 1 LOB: 2 BB: 1 P: 15	1B: 5 2B: 4 3B: 1 HR: 0	SF: 0 SAC: 0 DP: 0 HBP: 0	WP: 0 PB: 0 SB: 1 CS: 0	PA: 41																
PITCHER	IP	WLS	BF	H	R	ER	SO	BB	IBB	HBP	BLK	WP	HR	S	P	ERA	WHIP	PITCHER				IP	WLS	BF	H	R	ER	SO	BB	IBB	HBP	BLK	WP	HR	S	P	ERA	WHIP
Chuck Finley, L (1.1) ERA: 4.17	6.0	W	25	5	2	2	6	2	0	0	0	0	0	57	92	3.00	1.167	Cameron Caimcross, L (6.1) ERA: 4.0				0.1	H	1	0	0	0	0	0	0	0	0	1	1	0.00	0.000		
Paul Shuey, R (7.1) ERA: 3.59	1.0	H	5	1	1	1	1	1	0	0	0	0	0	9	17	9.00	2.000	Bob Wickman, R (6.1) ERA: 3.1				1.0	S	5	1	0	0	0	0	1	0	0	0	7	15	0.00	1.000	
Ricardo Rincon, L (8.1) ERA: 2.37	0.0			1	1	1	0	0	0	0	0	0	0	2	4	∞	∞																					
Steve Karsay, R (8.1) ERA: 3.76	0.1	H	3	2	1	1	0	0	0	0	0	0	0	5	9	27.00	6.000																					
Steve Reed, R (8.1) ERA: 4.5	0.1	H	1	0	0	0	0	0	0	0	0	0	0	1	1	0.00	0.000																					

AB	37
R	5
H	10
RBI	5
BB	4
SO	7
LOB	18



Batter	1	2	3	4	5	6	7	8	9	AB	R	H	RBI	BB	SO	LOB	BOTTOM																					
Kenny Lofton, L (1.8) OBP: 0.369, SLG: 0.414	F8		F8		P5	FC6		FC4-6		5	0	1	0	0	0	3	Toronto Blue Jays @ Cleveland Indians Jacobs Field, Cleveland, OH Sat Sep 30 2000, 1:05 PM EDT Att: 42,676 - Sunny - 65 F																					
Omar Vizquel, S (1.6) OBP: 0.380, SLG: 0.377			BB		FC6-4		K	FC4-6		4	0	1	0	1	1	2																						
Roberto Alomar, S (1.4) OBP: 0.377, SLG: 0.476	F8				PB	1B		G3	1B	4	2	3	1	0	0	1																						
Manny Ramirez, R (1.9) OBP: 0.456, SLG: 0.690	F3				P4			1B	G3	4	2	2	1	0	0	2																						
Jim Thome, L (1.3) OBP: 0.396, SLG: 0.524					F7			G3	1B	3	0	1	1	1	0	2																						
Travis Fryman, R (1.5) OBP: 0.394, SLG: 0.519	F8				F9			G3	1B	4	0	1	0	0	0	3																						
David Segui, S (1.10) OBP: 0.386, SLG: 0.509					K			G4-3		3	1	0	0	1	2	2																						
Russell Branyan, L (1.7) Jolbert Cabrera, R (6, PR) OBP: 0.291, SLG: 0.320					G3			E7	1B	2	1	1	1	1	0	1																						
Sandy Alomar Jr., R (1.2) OBP: 0.324, SLG: 0.398					K			FC5-2	FC6	4	0	1	1	0	1	2																						
										1B	3	1	1	0	0	0																						
Inning Stats	R: 0 E: 0 K: 0 S: 8	H: 0 LOB: 1 BB: 1 P: 16	R: 0 E: 0 K: 1 S: 8	H: 0 LOB: 1 BB: 1 P: 13	R: 0 E: 0 K: 1 S: 7	H: 1 LOB: 0 BB: 0 P: 8	R: 0 E: 0 K: 0 S: 7	H: 1 LOB: 1 BB: 0 P: 13	R: 1 E: 1 K: 0 S: 13	H: 2 LOB: 1 BB: 0 P: 21	R: 3 E: 2 K: 0 S: 15	H: 3 LOB: 2 BB: 2 P: 33	R: 2 E: 0 K: 2 S: 16	H: 3 LOB: 1 BB: 0 P: 26	R: 0 E: 0 K: 0 S: 7	H: 1 LOB: 1 BB: 0 P: 12	1B: 8 2B: 1 3B: 0 HR: 2	SF: 0 SAC: 0 DP: 0 HBP: 0	WP: 0 PB: 1 SB: 0 CS: 0	PA: 38																		
PITCHER	IP	WLS	BF	H	R	ER	SO	BB	IBB	HBP	BLK	WP	HR	S	P	ERA	WHIP	PITCHER				IP	WLS	BF	H	R	ER	SO	BB	IBB	HBP	BLK	WP	HR	S	P	ERA	WHIP
Esteban Loaiza, R (1.1) ERA: 4.56	1.2	L	9	3	2	2	2	1	0	0	0	0	0	2	19	10.80	2.400	Cameron Caimcross, L (6.1) ERA: 4.0				0.1	H	1	0	0	0	0	0	0	0	1	1	0.00	0.000			
Kevin Escobar, R (6.1) ERA: 5.95	1.0			1	0	0	0	0	0	0	0	0	0	7	12	0.00	1.000	Bob Wickman, R (6.1) ERA: 3.1				1.0	S	5	1	0	0	0	0	1	0	0	7	15	0.00	1.000		
Billy Koch, R (8.1) ERA: 2.63	0.0																																					

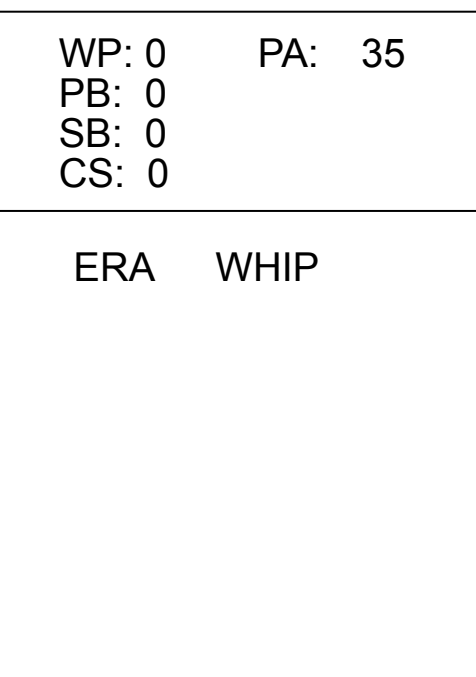
AB	34
R	6
H	11
RBI	5
BB	4
SO	4
LOB	18



Batter	1	2	3	4	5	6	7	8	9	AB R H RBI BB SO LOB	TOP											
Shannon Stewart, R OBP: 0.363, SLG: 0.518	1-2 HR 1B		3-1 F8			2-3 K		0-1 F9		4 1 1 0 0 1 0	Toronto Blue Jays @ Cleveland Indians Jacobs Field, Cleveland, OH Sun Oct 01 2000, 1:05 PM EDT Att: 42,594 - Cloudy - 71 F											
Alex Gonzalez, R OBP: 0.313, SLG: 0.404	0-0 HR		1-2 G5-3			1-2 1B 2B		0-0 F8		4 2 2 2 0 0 0												
Dave Martinez, L OBP: 0.346, SLG: 0.370	0-3 K			1-0 G4-3		3-2 1B		1-0 G4-3		4 0 1 1 0 1 0												
Carlos Delgado, L OBP: 0.470, SLG: 0.664	0-3 K			2-0 F7		3-3 K		1-1 G5-3		4 0 0 0 0 2 1												
Darrin Fletcher, L OBP: 0.355, SLG: 0.514	2-2 G4-3			1-0 G3-1		0-1 G3 1B		0-2 P6		4 0 1 0 0 0 0												
Tony Batista, R OBP: 0.307, SLG: 0.519		3-2 G5-3			1-2 L4	2-2 G3 1B		0-0 HR		4 1 2 1 0 0 0												
José Cruz Jr., S OBP: 0.323, SLG: 0.466		1-3 K			2-3 K	2-2 G3		1-0 1B		4 0 1 0 0 2 2												
Todd Greene, R OBP: 0.278, SLG: 0.435		0-0 G5-3			0-3 K	0-3 K		2-2 P1		4 0 0 0 0 2 3												
Mickey Morandini, L OBP: 0.322, SLG: 0.313			0-0 G1-3			0-1 F8	1-1 F7			3 0 0 0 0 0 2												
Inning Stats	R: 2 E: 0 K: 2 S: 13	H: 2 LOB: 0 BB: 0 P: 16	R: 0 E: 0 K: 1 S: 7	H: 0 LOB: 0 BB: 0 P: 11	R: 0 E: 0 K: 0 S: 6	H: 0 LOB: 0 BB: 0 P: 10	R: 0 E: 0 K: 0 S: 3	H: 0 LOB: 0 BB: 0 P: 7	R: 0 E: 0 K: 2 S: 11	H: 0 LOB: 0 BB: 0 P: 14	R: 1 E: 0 K: 2 S: 16	H: 2 LOB: 1 BB: 0 P: 25	R: 0 E: 0 K: 1 S: 15	H: 2 LOB: 2 BB: 0 P: 20	R: 0 E: 0 K: 0 S: 4	H: 0 LOB: 0 BB: 0 P: 5	R: 1 E: 0 K: 0 S: 10	H: 2 LOB: 1 BB: 0 P: 14	1B: 5 2B: 1 3B: 0 HR: 2	SF: 0 SAC: 0 DP: 0 HBP: 0	WP: 0 PB: 0 SB: 0 CS: 0	PA: 35
PITCHER	IP WLS BF H R ER SO BB IBB HBP BLK WP HR S P ERA WHIP											PITCHER	IP WLS BF H R ER SO BB IBB HBP BLK WP HR S P ERA WHIP									
Steve Woodard, R ERA: 5.85	(1, 1) 5.2 W 21 4 3 3 6 0 0 0 0 0 1 52 76 4.76 0.706																					
Cameron Cairncross, L ERA: 3.86	(6, 1) 0.1 2 1 0 0 1 0 0 0 0 0 0 6 9 0.00 3.000																					
Steve Reed, R ERA: 4.36	(7, 1) 2.0 7 1 0 0 1 0 0 0 0 0 0 17 23 0.00 0.500																					
Ricardo Rincon, L ERA: 2.7	(9, 1) 1.0 5 2 1 1 0 0 0 0 0 0 0 1 10 14 9.00 2.000																					

Batter	1	2	3	4	5	6	7	8	9	AB R H RBI BB SO LOB	BOTTOM									
Kenny Lofton, L OBP: 0.369, SLG: 0.422	1-2 SH1-4 1B 2B	1-0 SF		0-0 HR		0-3 K		3-3 K		4 2 2 2 0 2 0	Toronto Blue Jays @ Cleveland Indians Jacobs Field, Cleveland, OH Sun Oct 01 2000, 1:05 PM EDT Att: 42,594 - Cloudy - 71 F									
Omar Vizquel, S OBP: 0.377, SLG: 0.375	0-0 SH1-4	2-2 SF9		1-3 K		0-1 G4-3		0-0 G5-3		3 0 0 1 0 1 0										
Roberto Alomar, S OBP: 0.378, SLG: 0.475	1-1 G5-3 1B	0-3 K		4-2 G5-4-3 BB			0-0 F8			3 0 1 1 1 1 1										
Manny Ramirez, R OBP: 0.457, SLG: 0.697	0-0 G5-3		1-0 1B HR 2B	3-1 G5-4-3		0-1 HR				4 2 2 1 0 0 2										
Travis Fryman, R OBP: 0.392, SLG: 0.516	2-1 G5-3		1-3 K		2-2 F9	1-1 F7				4 0 0 0 0 1 2										
David Segui, S OBP: 0.388, SLG: 0.510		3-1 FC4-6 1B SF	0-0 HR 1B		0-1 1B	1-1 G6-3				4 2 3 0 0 0 0										
Jim Thome, L OBP: 0.398, SLG: 0.531		3-2 FC4-6 1B	0-1 HR 1B		1-3 K		0-0 HR 1B			4 2 3 3 0 1 1										
Sandy Alomar Jr., R OBP: 0.324, SLG: 0.404		0-0 FC4-6 HBP SF	1-2 HR		1-2 F8		1-0 HR 1B			4 2 1 2 0 1 3										
Jolbert Cabrera, R OBP: 0.290, SLG: 0.314		1-2 SF HBP	3-1 F8			0-0 P6		1-0 G5-3		3 1 0 0 0 0 0										
Inning Stats	R: 1 E: 0 K: 0 S: 9	H: 2 LOB: 1 BB: 0 P: 13	R: 3 E: 1 K: 1 S: 15	H: 2 LOB: 1 BB: 0 P: 25	R: 3 E: 0 K: 2 S: 12	H: 3 LOB: 0 BB: 0 P: 18	R: 1 E: 0 K: 1 S: 8	H: 1 LOB: 0 BB: 1 P: 16	R: 0 E: 0 K: 1 S: 15	H: 1 LOB: 1 BB: 0 P: 19	R: 0 E: 0 K: 1 S: 7	H: 0 LOB: 0 BB: 0 P: 7	R: 1 E: 0 K: 0 S: 7	H: 1 LOB: 0 BB: 0 P: 9	R: 2 E: 0 K: 1 S: 7	H: 2 LOB: 0 BB: 0 P: 12	1B: 6 2B: 2 3B: 0 HR: 4	SF: 2 SAC: 1 DP: 1 HBP: 1	WP: 0 PB: 0 SB: 0 CS: 0	PA: 38
PITCHER	IP WLS BF H R ER SO BB IBB HBP BLK WP HR S P ERA WHIP											PITCHER	IP WLS BF H R ER SO BB IBB HBP BLK WP HR S P ERA WHIP							
David Wells, L ERA: 4.11	(1, 1) 2.1 L 16 7 7 5 2 0 0 0 0 0 1 31 47 5.40 1.200																			
Chris Carpenter, R ERA: 6.25	(3, 1) 1.2 6 1 1 1 2 1 0 0 0 0 0 1 13 25 5.40 1.200																			
John Frascatore, R ERA: 5.42	(5, 1) 3.0 11 2 1 1 2 0 0 0 0 0 0 1 29 35 3.00 0.667																			
Mark Guthrie, L ERA: 4.67	(8, 1) 1.0 5 2 2 2 1 0 0 0 0 0 0 1 7 12 18.00 2.000																			

AB	35
R	4
H	8
RBI	4
BB	0
SO	8
LOB	8



AB	33
R	11
H	12
RBI	10
BB	1
SO	7
LOB	9

