

Cleveland Indians - 2001

Batter	1	2	3	4	5	6	7	8	9	AB	R	H	RBI	BB	SO	LOB	TOP																					
Ray Durham, S OBP: 0.333, SLG: 0.250	F7		L6		K				G3	5	0	1	0	0	1	0																						
Royce Clayton, R (1, 6)	F9		K		G6-3		SF8			3	0	0	1	0	1	0																						
Frank Thomas, R OBP: 0.625, SLG: 0.800			FC5-4 1B		K		F8			3	0	1	0	1	1	1																						
Magglio Ordonez, R OBP: 0.375, SLG: 1.125	G1-6-3		FC5-4 1B			HR			G1-3	4	1	2	1	0	0	1																						
14 Paul Konerko, R OBP: 0.375, SLG: 0.429			FC5-4		K					3	0	0	0	1	2	2																						
Carlos Lee, R OBP: 0.375, SLG: 0.375	G6-3				G4-3					4	0	1	0	0	0	1																						
Herbert Perry, R (1, 5)					F9		G6-4-3		F7	3	1	0	0	1	0	2																						
Sandy Alomar Jr., R OBP: 0.250, SLG: 0.571					E6				G3	4	1	1	2	0	0	0																						
Julio Ramirez, R OBP: 0.333, SLG: 0.333 Harold Baines, L (9, PH)	G3				K				P6	3	1	1	0	0	1	1																						
							1B SF8		P6	1	0	0	0	0	0	0																						
Inning Stats	R: 0 E: 0 K: 0 S: 6	H: 1 LOB: 1 BB: 0 P: 11	R: 2 E: 0 K: 1 S: 12	H: 1 LOB: 0 BB: 1 P: 18	R: 0 E: 0 K: 1 S: 8	H: 1 LOB: 2 BB: 1 P: 16	R: 0 E: 1 K: 1 S: 8	H: 0 LOB: 1 BB: 0 P: 11	R: 0 E: 0 K: 2 S: 8	H: 0 LOB: 0 BB: 0 P: 11	R: 1 E: 0 K: 1 S: 7	H: 2 LOB: 1 BB: 0 P: 11	R: 1 E: 0 K: 0 S: 10	H: 2 LOB: 1 BB: 0 P: 17	R: 0 E: 0 K: 0 S: 8	H: 0 LOB: 1 BB: 1 P: 15	R: 0 E: 0 K: 0 S: 6	H: 0 LOB: 0 BB: 0 P: 9	1B: 4 2B: 1 3B: 0 HR: 2	SF: 1 SAC: 0 DP: 1 HBP: 0	WP: 0 PB: 0 SB: 1 CS: 0	PA: 37																
PITCHER	IP	WLS	BF	H	R	ER	SO	BB	IBB	HBP	BLK	WP	HR	S	P	ERA	WHIP	PITCHER				IP	WLS	BF	H	R	ER	SO	BB	IBB	HBP	BLK	WP	HR	S	P	ERA	WHIP
Chuck Finley, L ERA: 5.68	(1, 1)	6.1	W	28	7	4	4	6	2	0	0	0	0	2	54	86	5.68	1.421																				
Steve Karsay, R ERA	(7, 1)	1.2		6	0	0	0	0	1	0	0	0	0	0	13	24	0.00	0.600																				
Bob Wickman, R ERA	(9, 1)	1.0		3	0	0	0	0	0	0	0	0	0	0	6	9	0.00	0.000																				

Chicago White Sox @ Cleveland Indians
Jacobs Field, Cleveland, OH
Wed Apr 04 2001, 7:05 PM EDT
Att: 32,763 - Sunny - 42 F

AB 33
R 4
H 7
RBI 4
BB 3
SO 6
LOB 8



Batter	1	2	3	4	5	6	7	8	9	AB	R	H	RBI	BB	SO	LOB	BOTTOM																					
Kenny Lofton, L OBP: 0.500, SLG: 0.500	F9		G1-6-3		P4					2	0	1	2	0	0	0																						
Jolbert Cabrera, R OBP: 0.333, SLG: 0.333							FC6-4 1B			3	1	1	0	0	0	3																						
Omar Vizquel, S OBP: 0.500, SLG: 0.429	G3				G1-3		FC6-4			4	1	2	1	1	0	2																						
Roberto Alomar, S OBP: 0.333, SLG: 0.375	G3					F8 F7 1B			G6-3	5	0	3	1	0	0	1																						
Juan Gonzalez, R OBP: 0.222, SLG: 0.889	G6-3		FC8-2		P4		F7			5	0	0	0	0	1	7																						
Jim Thome, L (1, 3)					FC3-6		F8			3	1	0	1	1	1	2																						
Ellis Burks, R OBP: 0.500, SLG: 0.571					G1-3		G4-3			4	1	2	0	0	0	2																						
Jacob Cruz, L OBP: 0.500, SLG: 0.333									G6-3	3	2	1	0	0	1	2																						
Russell Branyan, L OBP: 0.375, SLG: 1.143 John McDonald, R (8, 5)										3	1	1	2	1	2	5																						
Eddie Taubensee, L Einar Diaz, R (7, PH) (8, 2)										0	0	0	0	0	0	0																						
										1	1	0	1	1	1	0																						
										1	0	0	0	0	0	1																						
Inning Stats	R: 0 E: 0 K: 0 S: 10	H: 1 LOB: 1 BB: 0 P: 13	R: 5 E: 0 K: 1 S: 18	H: 5 LOB: 2 BB: 1 P: 33	R: 0 E: 0 K: 2 S: 11	H: 1 LOB: 3 BB: 1 P: 18	R: 1 E: 0 K: 0 S: 8	H: 1 LOB: 1 BB: 1 P: 15	R: 2 E: 0 K: 1 S: 9	H: 1 LOB: 0 BB: 0 P: 18	R: 0 E: 0 K: 0 S: 9	H: 1 LOB: 1 BB: 0 P: 15	R: 0 E: 0 K: 2 S: 10	H: 0 LOB: 2 BB: 1 P: 15	R: 0 E: 0 K: 2 S: 8	H: 0 LOB: 0 BB: 0 P: 15	1B: 9 2B: 2 3B: 0 HR: 1	SF: 0 SAC: 0 DP: 1 HBP: 3	WP: 0 PB: 0 SB: 0 CS: 0	PA: 41																		
PITCHER	IP	WLS	BF	H	R	ER	SO	BB	IBB	HBP	BLK	WP	HR	S	P	ERA	WHIP	PITCHER				IP	WLS	BF	H	R	ER	SO	BB	IBB	HBP	BLK	WP	HR	S	P	ERA	WHIP
21 Cal Eldred, R ERA: 18.0	(1, 1)	4.0	L	26	9	8	8	3	0	0	0	0	0	1	49	85	18.00	2.750																				
Gary Glover, R ERA	(5, 1)	1.0		3	0	0	0	1	0	0	0	0	0	7	12	0.00	0.000																					
Rocky Biddle, R ERA	(6, 1)	1.0		4	1	0	0	0	0	0	0	0	0	9	15	0.00	1.000																					
Kelly Wunsch, L ERA	(7, 1)	1.0		5	1	0	0	0	1	0	0	0	0	10	15	0.00	2.000																					
Bob Howry, R ERA	(8, 1)	1.0		3	0	0	0	2	0	0	0	0	0	8	15	0.00	0.000																					

Chicago White Sox @ Cleveland Indians
Jacobs Field, Cleveland, OH
Wed Apr 04 2001, 7:05 PM EDT
Att: 32,763 - Sunny - 42 F

AB 34
R 8
H 11
RBI 8
BB 4
SO 6
LOB 25



Batter	1	2	3	4	5	6	7	8	9	AB	R	H	RBI	BB	SO	LOB	TOP					
Brady Anderson, L (1, 9) OBP: 0.176, SLG: 0.235	F8		1B 2B 1B		G3-1		K			4	1	1	0	0	1	1	Baltimore Orioles @ Cleveland Indians Jacobs Field, Cleveland, OH Fri Apr 06 2001, 7:05 PM EDT Att: 32,738 - Overcast - 68 F					
Mike Bordick, R (1, 6) OBP: 0.375, SLG: 0.357	F9		2B SF8 1B					F9		4	1	2	1	0	0	0						
Delino DeShields, L (1, 7) OBP: 0.375, SLG: 0.162	BB		1-3 2-H 2B		K			G6-3		3	0	1	1	1	1	1						
David Segui, S (1, 3) OBP: 0.200, SLG: 0.083	K		SF8					BB		2	0	0	1	1	1	1						
Jeff Conine, R (1, 10)		G4-3	G6-3					K		4	0	0	0	0	1	2						
6 Melvin Mora, R (1, 8) OBP: 0.200, SLG: 0.154	K			K					G6-3	4	0	0	0	0	3	0						
Cal Ripken Jr., R (1, 5) OBP: 0.071, SLG: 0.071	K				F9				K	4	0	0	0	0	2	0						
Brook Fordyce, R (1, 2) OBP: 0.154, SLG: 0.231 31 Jay Gibbons, L (9, PH)			K	K					P6	3	0	1	0	0	2	0						
Jerry Hairston, R (1, 4) OBP: 0.462, SLG: 0.583			1B 1B		G6-3			F9		3	1	1	0	0	0	1						
Inning Stats	R: 0 E: 0 K: 1 S: 9	H: 0 LOB: 1 BB: 1 P: 18	R: 0 E: 0 K: 2 S: 9	H: 0 LOB: 0 BB: 0 P: 12	R: 3 E: 0 K: 1 S: 19	H: 4 LOB: 1 BB: 0 P: 27	R: 0 E: 0 K: 2 S: 10	H: 0 LOB: 0 BB: 0 P: 12	R: 0 E: 0 K: 1 S: 9	H: 1 LOB: 1 BB: 0 P: 13	R: 0 E: 0 K: 1 S: 7	H: 0 LOB: 0 BB: 0 P: 9	R: 0 E: 0 K: 1 S: 12	H: 1 LOB: 1 BB: 0 P: 17	R: 0 E: 0 K: 1 S: 9	H: 0 LOB: 1 BB: 1 P: 15		R: 0 E: 0 K: 1 S: 7	H: 0 LOB: 0 BB: 0 P: 11	1B: 4 2B: 2 3B: 0 HR: 0	SF: 1 SAC: 0 DP: 0 HBP: 0	WP: 0 PB: 0 SB: 0 CS: 0
PITCHER	IP	WLS	BF	H	R	ER	SO	BB	IBB	HBP	BLK	WP	HR	S	P	ERA	WHIP					
Dave Burba, R (1, 1) ERA: 4.05	6.2		27	6	3	3	8	1	0	0	0	0	0	69	100	4.05	1.050					
Ricardo Rincon, L (7, 1) ERA:	0.1	W	1	0	0	0	1	0	0	0	0	0	0	6	8	0.00	0.000					
Paul Shuey, R (8, 1) ERA:	1.0	H	4	0	0	0	1	1	0	0	0	0	0	9	15	0.00	1.000					
Bob Wickman, R (9, 1) ERA:	1.0	S	3	0	0	0	1	0	0	0	0	0	0	7	11	0.00	0.000					

Batter	1	2	3	4	5	6	7	8	9	AB	R	H	RBI	BB	SO	LOB	BOTTOM					
Jacob Cruz, L (1, 8) OBP: 0.286, SLG: 0.167 Marty Cordova, R (7, PH) (8, 7)	F8		L7		F8		BB BB BB			3	0	0	0	0	0	3	Baltimore Orioles @ Cleveland Indians Jacobs Field, Cleveland, OH Fri Apr 06 2001, 7:05 PM EDT Att: 32,738 - Overcast - 68 F					
Omar Vizquel, S (1, 6) OBP: 0.417, SLG: 0.364	FC5-4 1B		F9		G3		F9			4	0	1	0	0	0	5						
Roberto Alomar, S (1, 4) OBP: 0.308, SLG: 0.273	FC5-4 1-2			F7		G5-3	BB BB			3	0	0	0	1	0	1						
Juan Gonzalez, R (1, 9) OBP: 0.308, SLG: 1.000	K			G6-3		HR	BB			3	1	1	2	1	1	1						
Jim Thome, L (1, 3) OBP: 0.231, SLG: 0.364		K		F7		HR	F6			4	1	1	1	0	1	3						
Ellis Burks, R (1, 10) OBP: 0.417, SLG: 0.455	F9				2B 1B		K		G6-3	4	1	1	0	0	1	0						
Russell Branyan, L (1, 5) OBP: 0.250, SLG: 0.727 John McDonald, R (9, 5)			K		K		K		K	4	0	0	0	0	4	1						
Wil Cordero, R (1, 7) OBP: 0.429, SLG: 0.400 Jolbert Cabrera, R (7, PR) (8, 8)			G4-3		BLK 2B		BB SH2-4 BB		G4-3	2	0	1	1	1	0	0						
Einar Diaz, R (1, 2)				HBP			SH2-4			0	0	0	0	1	0	0						
Inning Stats	R: 0 E: 0 K: 1 S: 9	H: 1 LOB: 0 BB: 0 P: 13	R: 0 E: 0 K: 2 S: 9	H: 0 LOB: 0 BB: 0 P: 11	R: 0 E: 0 K: 0 S: 10	H: 0 LOB: 1 BB: 0 P: 15	R: 0 E: 0 K: 0 S: 8	H: 0 LOB: 0 BB: 0 P: 11	R: 1 E: 0 K: 1 S: 12	H: 2 LOB: 2 BB: 1 P: 17	R: 2 E: 0 K: 2 S: 11	H: 2 LOB: 0 BB: 0 P: 16	R: 1 E: 0 K: 0 S: 10	H: 0 LOB: 3 BB: 4 P: 26	R: 0 E: 0 K: 1 S: 7	H: 0 LOB: 0 BB: 0 P: 11		1B: 2 2B: 1 3B: 0 HR: 2	SF: 0 SAC: 1 DP: 0 HBP: 1	WP: 0 PB: 0 SB: 0 CS: 0	PA: 35	
PITCHER	IP	WLS	BF	H	R	ER	SO	BB	IBB	HBP	BLK	WP	HR	S	P	ERA	WHIP					
Jose Mercedes, R (1, 1) ERA: 5.68	6.1	L	27	5	4	4	6	2	0	1	1	0	2	64	92	5.68	1.105					
B.J. Ryan, L (7, 1) ERA:	0.1		3	0	0	0	0	2	0	0	0	0	0	4	12	0.00	6.000					
Calvin Maduro, R (7, 1) ERA:	1.1		5	0	0	0	1	1	0	0	0	0	0	8	16	0.00	0.750					

Batter	1	2	3	4	5	6	7	8	9	10	11	AB	R	H	RBI	BB	SO	LOB	TOP						
Brady Anderson, L OBP: 0.261, SLG: 0.200 (1, 9)	F7 1B BB		F8		G4-3			K		FC5 BB IBB		3	0	0	0	3	1	1							
Mike Bordick, R OBP: 0.409, SLG: 0.368 (1, 6)			F7		F7			S BB		F2	G1-3	5	1	2	0	1	0	4							
Delino DeShields, L OBP: 0.381, SLG: 0.200 (1, 7)	F7		F7		G4-3			F7		FC5 BB		4	0	1	1	1	0	3							
David Segui, S OBP: 0.200, SLG: 0.176 (1, 3)	P5		K					G3-1		FC5		5	0	1	0	0	1	8							
Jeff Conine, R OBP: 0.154, SLG: 0.083 (1, 5)	P4							K		G5-3	F8	5	0	1	1	0	1	3							
31 Jay Gibbons, L OBP: 0.509, SLG: 0.400 (1, 10)								P6		G6-3		4	1	2	0	1	0	1							
6 Melvin Mora, R OBP: 0.200, SLG: 0.167 (1, 8)												5	1	1	1	0	0	2							
Greg Myers, L OBP: 0.250, SLG: 0.250 Chris Richard, L (10, PR)												4	0	1	0	0	1	2							
Fernando Lumar, R OBP: 1.000, SLG: 2.000 (10, 2)												0	0	0	0	0	0	0							
Jerry Hairston, R OBP: 0.412, SLG: 0.467 (1, 4)												3	1	0	0	1	0	2							
Inning Stats	R: 0 E: 0 K: 1 S: 6	H: 1 LOB: 2 BB: 1 P: 14	R: 0 E: 0 K: 1 S: 6	H: 1 LOB: 0 BB: 0 P: 9	R: 2 E: 0 K: 1 S: 12	H: 3 LOB: 2 BB: 1 P: 19	R: 0 E: 0 K: 1 S: 6	H: 1 LOB: 0 BB: 0 P: 9	R: 0 E: 1 K: 0 S: 4	H: 0 LOB: 0 BB: 0 P: 4	R: 0 E: 0 K: 1 S: 10	H: 0 LOB: 1 BB: 1 P: 19	R: 0 E: 0 K: 1 S: 8	H: 0 LOB: 0 BB: 0 P: 10	R: 0 E: 0 K: 0 S: 9	H: 1 LOB: 3 BB: 2 P: 21	R: 2 E: 0 K: 0 S: 18	H: 2 LOB: 2 BB: 2 P: 30	1B: 8 2B: 2 3B: 0 HR: 0	SF: 0 SAC: 1 DP: 3 HBP: 0	WP: 0 PB: 0 SB: 1 CS: 0	PA: 47			
PITCHER	IP ERA WLS BF H R ER SO BB IBB HBP BLK WP HR S P ERA WHIP	(1, 1) 5.4	(9, 1) 1.2	(10, 1) 0.1	(11, 1) 1.0	(1, 1) 8.0	(9, 1) 1.2	(10, 1) 0.1	(11, 1) 1.0	(1, 1) 8.0	(9, 1) 1.2	(10, 1) 0.1	(11, 1) 1.0	(1, 1) 8.0	(9, 1) 1.2	(10, 1) 0.1	(11, 1) 1.0	(1, 1) 8.0	(9, 1) 1.2	(10, 1) 0.1	(11, 1) 1.0	(1, 1) 8.0	(9, 1) 1.2	(10, 1) 0.1	(11, 1) 1.0

Baltimore Orioles @ Cleveland Indians
Jacobs Field, Cleveland, OH
Sat/Apr 07 2001, 1:05 PM EDT
Att: 40,704 - Sunny - 72 F

AB 39
R 4
H 10
RBI 4
BB 7
SO 6
LOB 26



Batter	1	2	3	4	5	6	7	8	9	10	11	AB	R	H	RBI	BB	SO	LOB	BOTTOM							
Jacob Cruz, L OBP: 0.273, SLG: 0.200 Jobert Cabrera, R OBP: 0.200, SLG: 0.200 (11, 8)	CS 1B		K		F9			G5-3		F9-2		4	0	1	0	0	1	0								
Omar Vizquel, S OBP: 0.353, SLG: 0.267 (1, 6)	G6-3		L5					P4				4	0	0	0	1	0	1								
Roberto Alomar, S OBP: 0.222, SLG: 0.188 (1, 4)	K		G1-3					F8		F8		5	0	0	0	0	1	1								
Juan Gonzalez, R OBP: 0.278, SLG: 0.765 (1, 9)								F7		K		5	1	1	1	0	0	1								
Jim Thome, L OBP: 0.222, SLG: 0.267 (1, 3)								G3-1		K		4	0	0	0	1	2	1								
Ellis Burks, R OBP: 0.529, SLG: 0.733 (1, 7)								S 1B		E BB F9-2 BB	K	4	1	3	2	1	1	2								
Russell Branyan, L OBP: 0.250, SLG: 0.600 (1, 5)								G4-3		K		4	0	1	0	0	1	3								
Wil Cordero, R OBP: 0.364, SLG: 0.250 (1, 10)								F8		F8		3	0	0	0	1	0	2								
Eddie Taubensee, L Marty Cordova, R Einar Diaz, R (11, 2)								G3-1		K		3	0	0	0	0	1	1								
Inning Stats	R: 0 E: 0 K: 1 S: 8	H: 1 LOB: 0 BB: 0 P: 13	R: 2 E: 0 K: 1 S: 14	H: 3 LOB: 1 BB: 0 P: 24	R: 0 E: 0 K: 1 S: 7	H: 0 LOB: 0 BB: 0 P: 10	R: 0 E: 0 K: 0 S: 11	H: 1 LOB: 1 BB: 0 P: 16	R: 0 E: 0 K: 0 S: 8	H: 0 LOB: 0 BB: 0 P: 14	R: 0 E: 0 K: 1 S: 7	H: 0 LOB: 0 BB: 0 P: 10	R: 0 E: 0 K: 1 S: 11	H: 0 LOB: 0 BB: 0 P: 19	R: 0 E: 1 K: 1 S: 12	H: 0 LOB: 2 BB: 2 P: 24	R: 0 E: 0 K: 1 S: 7	H: 0 LOB: 2 BB: 2 P: 17	1B: 5 2B: 1 3B: 0 HR: 1	SF: 0 SAC: 0 DP: 1 HBP: 0	WP: 1 PB: 0 SB: 1 CS: 1	PA: 42				
PITCHER	IP ERA WLS BF H R ER SO BB IBB HBP BLK WP HR S P ERA WHIP	(1, 1) 1.62	(9, 1) 1.1	(10, 1) 0.0	(10, 1) 0.2	(11, 1) 1.0	(1, 1) 8.0	(9, 1) 1.1	(10, 1) 0.0	(11, 1) 1.0	(1, 1) 8.0	(9, 1) 1.1	(10, 1) 0.0	(11, 1) 1.0	(1, 1) 8.0	(9, 1) 1.1	(10, 1) 0.0	(11, 1) 1.0	(1, 1) 8.0	(9, 1) 1.1	(10, 1) 0.0	(11, 1) 1.0	(1, 1) 8.0	(9, 1) 1.1	(10, 1) 0.0	(11, 1) 1.0

Baltimore Orioles @ Cleveland Indians
Jacobs Field, Cleveland, OH
Sat/Apr 07 2001, 1:05 PM EDT
Att: 40,704 - Sunny - 72 F

AB 38
R 2
H 6
RBI 2
BB 4
SO 8
LOB 17




Batter	1	2	3	4	5	6	7	8	9	AB	R	H	RBI	BB	SO	LOB	TOP										
Brady Anderson, L (1, 9) OBP: 0.222, SLG: 0.167	F7		F8			G3		K		4	0	0	0	0	1	0	Baltimore Orioles @ Cleveland Indians Jacobs Field, Cleveland, OH Sun Apr 08 2001, 1:05 PM EDT Att: 40,754 - Sunny - 73 F										
Mike Bordick, R (1, 6) OBP: 0.385, SLG: 0.391	WP HR		G1-3			F9		F2		4	1	1	0	0	0	0											
Delino DeShields, L (1, 10) OBP: 0.360, SLG: 0.167	WP HR		G1-3			P3		G4-3		3	1	0	0	1	0	0											
Jeff Conine, R (1, 3) OBP: 0.235, SLG: 0.333	HR		G4-3			BB		P3		3	1	1	3	1	0	0											
Mike Kinkade, R (1, 7) 31 Jay Gibbons, L (9, PH) Chris Richard, L (9, PR)	K		G1-3			F8		BB		3	0	0	0	0	1	1											
Brook Fordyce, R (1, 2) David Segui, S (9, PH)	G4-3							K		3	0	1	0	0	1	0											
Cal Ripken Jr., R (1, 5) OBP: 0.118, SLG: 0.063		G6-3						CS BB		2	0	0	0	1	0	1											
6 Melvin Mora, R (1, 8) OBP: 0.174, SLG: 0.143		F8				K		F8		3	0	0	0	0	1	1											
Jerry Hairston, R (1, 4) OBP: 0.350, SLG: 0.389		K				G4-3		CS		3	0	0	0	0	1	0											
F9																											
Inning Stats	R: 3 E: 0 K: 1 S: 20	H: 2 LOB: 0 BB: 1 P: 33	R: 0 E: 0 K: 1 S: 7	H: 0 LOB: 0 BB: 0 P: 10	R: 0 E: 0 K: 0 S: 5	H: 0 LOB: 0 BB: 0 P: 10	R: 0 E: 0 K: 0 S: 16	H: 1 LOB: 1 BB: 0 P: 24	R: 0 E: 0 K: 1 S: 8	H: 0 LOB: 1 BB: 1 P: 11	R: 0 E: 0 K: 0 S: 9	H: 0 LOB: 1 BB: 1 P: 17	R: 0 E: 0 K: 1 S: 15	H: 0 LOB: 0 BB: 1 P: 25	R: 0 E: 0 K: 1 S: 8	H: 0 LOB: 0 BB: 0 P: 12	R: 0 E: 0 K: 1 S: 8	H: 0 LOB: 1 BB: 1 P: 14	1B: 0 2B: 2 3B: 0 HR: 1	SF: 0 SAC: 0 DP: 0 HBP: 0	WP: 1 PB: 0 SB: 0 CS: 1	PA: 34					
PITCHER	IP	WLS	BF	H	R	ER	SO	BB	IBB	HBP	BLK	WP	HR	S	P	ERA	WHIP										
CC Sabathia, L (1, 1) ERA: 4.76	5.2		22	3	3	3	3	2	0	0	0	1	1	63	103	4.76	0.882										
Justin Speier, R (6, 1) ERA:	1.1	W	4	0	0	0	1	1	0	0	0	0	0	17	27	0.00	0.750										
Paul Shuey, R (8, 1) ERA:	1.0	H	3	0	0	0	1	0	0	0	0	0	0	8	12	0.00	0.000										
Bob Wickman, R (9, 1) ERA:	1.0	S	4	0	0	0	1	1	0	0	0	0	0	8	14	0.00	1.000										

Batter	1	2	3	4	5	6	7	8	9	AB	R	H	RBI	BB	SO	LOB	BOTTOM										
Jolbert Cabrera, R (1, 8) OBP: 0.222, SLG: 0.222	G4-3					G4-3		B3-1-4		4	0	1	0	0	0	2	Baltimore Orioles @ Cleveland Indians Jacobs Field, Cleveland, OH Sun Apr 08 2001, 1:05 PM EDT Att: 40,754 - Sunny - 73 F										
Omar Vizquel, S (1, 6) OBP: 0.333, SLG: 0.222	G5-3		K			G6-3		G6-3 1B BB		3	1	0	0	1	1	2											
Roberto Alomar, S (1, 4) OBP: 0.182, SLG: 0.150	G6-3					L3		G6-3		4	0	0	0	0	0	3											
Juan Gonzalez, R (1, 9) OBP: 0.318, SLG: 0.762		K				K				4	0	2	2	0	2	0											
Ellis Burks, R (1, 10) OBP: 0.571, SLG: 0.944		HR				PB 2B		PB 2B 1B		3	1	2	1	1	1	1											
Jim Thome, L (1, 3) OBP: 0.273, SLG: 0.278		K				L9		G5-4-3 1B		3	0	1	0	1	1	2											
Wil Cordero, R (1, 7) OBP: 0.267, SLG: 0.167	F6					G5-3		G5-4-3		4	0	0	0	0	1	5											
Russell Branyan, L (1, 5) OBP: 0.250, SLG: 0.684			G4-3					K		4	1	1	1	0	2	2											
Einar Diaz, R (1, 2) OBP: 0.444, SLG: 0.333		G6-3				G6-3 G4-3 BB		G6-3 1B 2B		2	1	1	0	1	0	0											
Inning Stats	R: 0 E: 0 K: 0 S: 9	H: 0 LOB: 0 BB: 0 P: 10	R: 1 E: 0 K: 2 S: 9	H: 1 LOB: 0 BB: 0 P: 13	R: 0 E: 0 K: 1 S: 11	H: 1 LOB: 1 BB: 0 P: 15	R: 0 E: 0 K: 1 S: 11	H: 1 LOB: 2 BB: 1 P: 22	R: 1 E: 0 K: 0 S: 9	H: 1 LOB: 1 BB: 1 P: 19	R: 0 E: 0 K: 2 S: 11	H: 1 LOB: 2 BB: 1 P: 21	R: 2 E: 0 K: 1 S: 8	H: 2 LOB: 1 BB: 1 P: 16	R: 0 E: 0 K: 1 S: 7	H: 1 LOB: 0 BB: 0 P: 10		1B: 3 2B: 3 3B: 0 HR: 2	SF: 0 SAC: 0 DP: 1 HBP: 0	WP: 0 PB: 2 SB: 1 CS: 0	PA: 35						
PITCHER	IP	WLS	BF	H	R	ER	SO	BB	IBB	HBP	BLK	WP	HR	S	P	ERA	WHIP										
Chuck McElroy, L (1, 1) ERA: 3.6	5.0		21	4	2	2	4	2	0	0	0	0	0	15	29	10.80	2.400										
Calvin Maduro, R (6, 1) ERA: 6.0	1.2	L	9	2	2	2	2	2	0	0	0	0	0	4	8	0.00	3.000										
Willis Roberts, R (7, 1) ERA:	0.1	B	2	1	0	0	1	0	0	0	0	0	0	4	8	0.00	3.000										
Buddy Groom, L (8, 1) ERA:	1.0		3	1	0	0	1	0	0	0	0	0	0	7	10	0.00	1.000										

Batter	1	2	3	4	5	6	7	8	9	AB	R	H	RBI	BB	SO	LOB	TOP																							
Omar Vizquel, S OBP: 0.400, SLG: 0.364 (1, 6)	2-1 1B		0-1 2B		0-0 1B		1-1 F7			4	1	3	0	0	0	1																								
Jacob Cruz, L OBP: 0.267, SLG: 0.286 (1, 8)	1-3 K		1-0 2B		0-3 K		3-2 G6-3			4	0	1	2	0	2	3																								
Roberto Alomar, S OBP: 0.269, SLG: 0.250 (1, 4)	1-1 1B		1-1 1B		0-1 1B		2-2 F8			4	0	3	0	0	0	0																								
Juan Gonzalez, R OBP: 0.269, SLG: 0.640 (1, 9)	1-2 G6-4-3		2-2 F7		1-1 G5-4-3		2-3 K			4	0	0	0	0	1	6																								
Jim Thome, L OBP: 0.231, SLG: 0.227 (1, 3)		1-1 G3-1	3-3 K		3-3 K		2-3 K			4	0	0	0	0	3	2																								
Ellis Burks, R OBP: 0.480, SLG: 0.773 (1, 10)		3-2 G6-3	2-3 K		1-0 F9		1-0 F5			4	0	0	0	0	1	2																								
Russell Branyan, L OBP: 0.250, SLG: 0.609 (1, 5)		1-1 FC6-4 1B		0-0 F9		2-3 K		2-3 K		4	0	1	0	0	2	0																								
Wil Cordero, R OBP: 0.263, SLG: 0.188 (1, 7)		1-0 FC6-4		3-2 L3 1B		1-0 F8		1-1 F7		4	0	1	0	0	0	1																								
Eddie Taubensee, L OBP: 0.444, SLG: 0.286 (1, 2)			1-0 2B	0-0 L3		1-1 1B				3	1	2	0	0	0	1																								
Inning Stats	R: 0 E: 0 K: 1 S: 11	H: 2 LOB: 1 BB: 0 P: 16	R: 0 E: 0 K: 0 S: 9	H: 1 LOB: 1 BB: 0 P: 15	R: 2 E: 0 K: 2 S: 15	H: 4 LOB: 2 BB: 0 P: 25	R: 0 E: 0 K: 0 S: 8	H: 1 LOB: 0 BB: 0 P: 11	R: 0 E: 0 K: 1 S: 8	H: 2 LOB: 1 BB: 0 P: 9	R: 0 E: 0 K: 2 S: 7	H: 0 LOB: 0 BB: 0 P: 13	R: 0 E: 0 K: 0 S: 9	H: 1 LOB: 1 BB: 0 P: 15	R: 0 E: 0 K: 2 S: 9	H: 0 LOB: 0 BB: 0 P: 15	R: 0 E: 0 K: 1 S: 6	H: 0 LOB: 0 BB: 0 P: 10	1B: 9 2B: 3 3B: 0 HR: 0	SF: 0 SAC: 0 DP: 3 HBP: 0	WP: 0 PB: 0 CS: 0	PA: 35																		
PITCHER	IP	WLS	BF	H	R	ER	SO	BB	IBB	HBP	BLK	WP	HR	S	P	ERA	WHIP	PITCHER				IP	WLS	BF	H	R	ER	SO	BB	IBB	HBP	BLK	WP	HR	S	P	ERA	WHIP		
Rocky Biddle, R ERA: 2.57 (1, 1)	5.0	W	22	10	2	2	4	0	0	0	0	0	0	51	76	3.60	2.000					5.0	W	22	10	2	2	4	0	0	0	0	0	0	0	0	0	0	3.60	2.000
Kelly Wunsch, L ERA: (6, 1)	2.0		7	1	0	0	2	0	0	0	0	0	0	16	28	0.00	0.500					2.0		7	1	0	0	2	0	0	0	0	0	0	0	0	0	0.00	0.500	
Antonio Osuna, R ERA: 15.75 (8, 1)	1.0		3	0	0	0	2	0	0	0	0	0	0	9	15	0.00	0.000					1.0		3	0	0	0	2	0	0	0	0	0	0	0	0	0	0.00	0.000	
Keith Foulke, R ERA: 2.25 (9, 1)	1.0		3	0	0	0	1	0	0	0	0	0	0	6	10	0.00	0.000					1.0		3	0	0	0	1	0	0	0	0	0	0	0	0	0.00	0.000		

Cleveland Indians @ Chicago White Sox
Comiskey Park, Chicago, IL
Mon Apr 09 2001, 8:05 PM EDT
Att: 21,242 - Overcast - 46 F


AB 35
R 2
H 11
RBI 2
BB 0
SO 9
LOB 16



Batter	1	2	3	4	5	6	7	8	9	AB	R	H	RBI	BB	SO	LOB	BOTTOM																					
Ray Durham, S OBP: 0.345, SLG: 0.607 (1, 4)	1-1 1B	2-1 1B		1-2 G4-3		0-0 G5-4-3 1B		3-1 2B		5	2	4	0	0	0	0																						
Royce Clayton, R OBP: 0.206, SLG: 0.190 (1, 6)	4-1 14 PB 2B	0-0 HR 1B		2-3 K		2-2 G5-4-3		2-2 G5-3		4	2	1	1	1	1	2																						
Frank Thomas, R OBP: 0.407, SLG: 0.714 (1, 10)	0-3 K	0-1 HR		1-0 G6-3		3-1 FC6-4 1B		1-2 G1-3		5	1	2	2	0	1	3																						
Magglio Ordonez, R OBP: 0.231, SLG: 0.440 (1, 9)	0-0 14 PB 2B	1-3 K		1-0 F8		1-0 FC6-4				4	1	1	1	0	1	1																						
14 Paul Konerko, R OBP: 0.476, SLG: 0.632 (1, 3)	2-3 K	0-1 2B		3-2 2B		1-3 K				4	1	2	0	0	2	2																						
Carlos Lee, R OBP: 0.400, SLG: 0.455 (1, 7)	4-0 2B	1-0 F8		1-1 SF9		3-2 G6-3				3	2	1	0	1	0	1																						
Herbert Perry, R OBP: 0.286, SLG: 0.364 (1, 5)	0-0 2B		0-0 F8		0-0 SF9		3-2 2B			3	0	2	4	0	0	0																						
Sandy Alomar Jr., R OBP: 0.409, SLG: 0.474 (1, 2)	1-2 F5		0-0 G4-3		1-1 1B		0-1 G5-3			4	0	1	1	0	0	2																						
Julio Ramirez, R OBP: 0.143, SLG: 0.143 (1, 8)		2-3 K	1-2 G1-3		0-1 G1-3		1-0 F8			4	0	0	0	0	1	1																						
Inning Stats	R: 4 E: 0 K: 2 S: 14	H: 3 LOB: 1 BB: 2 P: 26	R: 3 E: 0 K: 2 S: 14	H: 4 LOB: 1 BB: 0 P: 20	R: 0 E: 0 K: 0 S: 5	H: 0 LOB: 0 BB: 0 P: 6	R: 0 E: 0 K: 1 S: 7	H: 0 LOB: 0 BB: 0 P: 11	R: 2 E: 0 K: 0 S: 14	H: 3 LOB: 1 BB: 0 P: 20	R: 0 E: 0 K: 0 S: 7	H: 2 LOB: 1 BB: 0 P: 13	R: 0 E: 0 K: 1 S: 11	H: 1 LOB: 1 BB: 0 P: 18	R: 0 E: 0 K: 0 S: 9	H: 1 LOB: 1 BB: 0 P: 16	1B: 7 2B: 5 3B: 1 HR: 1	SF: 1 SAC: 0 DP: 1 HBP: 0	WP: 0 PB: 1 CS: 0	PA: 39																		
PITCHER	IP	WLS	BF	H	R	ER	SO	BB	IBB	HBP	BLK	WP	HR	S	P	ERA	WHIP	PITCHER				IP	WLS	BF	H	R	ER	SO	BB	IBB	HBP	BLK	WP	HR	S	P	ERA	WHIP
Chuck Finley, L ERA: 11.88 (1, 1)	2.0	L	15	7	7	7	4	2	0	0	0	0	0	28	46	31.50	4.500					2.0	L	15	7	7	7	4	2	0	0	0	0	0	0	0	31.50	4.500
Steve Woodard, R ERA: 4.91 (3, 1)	3.2		15	5	2	2	1	0	0	0	0	0	0	32	48	4.91	1.364					3.2		15	5	2	2	1	0	0	0	0	0	0	0	0	4.91	1.364
Steve Reed, R ERA: 5.4 (6, 1)	2.1		9	2	0	0	1	0	0	0	0	0	0	21	36	0.00	0.857					2.1		9	2	0	0	1	0	0	0	0	0	0	0	0	0.00	0.857

Cleveland Indians @ Chicago White Sox
Comiskey Park, Chicago, IL
Mon Apr 09 2001, 8:05 PM EDT
Att: 21,242 - Overcast - 46 F

AB 36
R 9
H 14
RBI 9
BB 2
SO 6
LOB 12



Batter	1	2	3	4	5	6	7	8	9	AB	R	H	RBI	BB	SO	LOB	TOP								
Omar Vizquel, S OBP: 0.400, SLG: 0.346 (1, 6)	4-1 1B E E BB		0-2 G6-3		0-1 SH5-3 BB 1B	0-1 F7			0-0 P4	4	2	1	0	1	0	1									
Jolbert Cabrera, R OBP: 0.231, SLG: 0.231 (1, 8)	3-2 E5 E G6-3		1-1 B1-3		0-1 BB SH5-3 BB 1B		1-0 P4		1-1 G1-3	4	2	1	0	0	0	1									
Eddie Taubensee, L OBP: 0.400, SLG: 0.250 (9, PH)	1-2 G6-3									1	0	0	0	0	0	1									
Roberto Alomar, S OBP: 0.310, SLG: 0.296 (1, 4)	0-0 E5 G1-3 G6-3 1-3 2-H 1B		3-2 HR 1B		0-1 SH5-3 1-2 2-3 1B		0-2 G6-3			3	1	2	0	0	0	0									
Juan Gonzalez, R OBP: 0.300, SLG: 0.714 (1, 9)	0-0 G6-3		1-0 HR		4-0 BB BB		2-3 K			3	1	1	3	1	1	1									
Ellis Burks, R OBP: 0.448, SLG: 0.680 (1, 7)	3-1 G1-3		1-0 G6-3		4-0 BB BB			3-2 F8		3	0	0	1	1	0	1									
Wil Cordero, R OBP: 0.261, SLG: 0.158 (1, 3)	1-0 F8			2-2 F8	4-0 BB BB			3-2 G5-3		3	0	0	1	1	0	1									
Marty Cordova, R OBP: 0.333, SLG: 0.800 (1, 10)		1-3 K		3-2 HR	4-0 G6-4-3 1-2 2-3 3-H BB			0-0 F8		4	1	1	1	0	1	3									
Russell Branyan, L OBP: 0.214, SLG: 0.519 (1, 5)		0-3 K		0-3 K		1-1 G6-3			1-3 K	4	0	0	0	0	3	0									
Einar Diaz, R OBP: 0.333, SLG: 0.222 (1, 2)	1-0 G6-3		1-1 F9		1-2 F8			0-0 1B		3	0	0	0	0	0	0									
Jim Thome, L OBP: 0.259, SLG: 0.261 (9, PH)										1	0	1	0	0	0	0									
Jacob Cruz, L OBP: 0.267, SLG: 0.286 (9, PR)										0	0	0	0	0	0	0									
Inning Stats	R: 2 E: 2 K: 0 S: 9	H: 1 LOB: 1 BB: 1 P: 20	R: 0 E: 0 K: 2 S: 7	H: 0 LOB: 0 BB: 0 P: 9	R: 2 E: 0 K: 0 S: 10	H: 2 LOB: 0 BB: 0 P: 16	R: 1 E: 0 K: 1 S: 13	H: 1 LOB: 0 BB: 0 P: 19	R: 2 E: 0 K: 0 S: 7	H: 2 LOB: 2 BB: 3 P: 20	R: 0 E: 0 K: 1 S: 9	H: 0 LOB: 0 BB: 0 P: 11	R: 0 E: 0 K: 1 S: 7	H: 0 LOB: 0 BB: 0 P: 10	R: 0 E: 0 K: 0 S: 7	H: 0 LOB: 0 BB: 0 P: 13	R: 0 E: 0 K: 1 S: 7	H: 1 LOB: 1 BB: 0 P: 9	1B: 5 2B: 0 3B: 0 HR: 2	SF: 0 SAC: 1 DP: 1 HBP: 0	WP: 0 PB: 0 SB: 0 CS: 0	PA: 38			
PITCHER	IP WLS BF H R ER SO BB IBB HBP BLK WP HR S P ERA WHIP																								
Jim Parque, L ERA: 9.64 (1, 1)	4.1	21	6	7	6	3	1	0	0	0	0	0	0	0	2	45	70	12.46	1.615						
Sean Lowe, R ERA (5, 1)	0.0	3	0	0	0	0	3	0	0	0	0	0	0	0	0	0	12	∞	∞						
Gary Glover, R ERA (5, 1)	3.2	W 10	0	0	0	1	0	0	0	0	0	0	0	0	24	36	0.00	0.000							
Keith Foulke, R ERA: 1.8 (9, 1)	1.0	S 4	1	0	0	1	0	0	0	0	0	0	0	0	7	9	0.00	1.000							

Cleveland Indians @ Chicago White Sox
Comiskey Park, Chicago, IL
Tue Apr 10 2001, 8:05 PM EDT
Att: 12,465 - Overcast - 52 F

AB 33
R 7
H 7
RBI 6
BB 4
SO 5
LOB 9



Batter	1	2	3	4	5	6	7	8	9	AB	R	H	RBI	BB	SO	LOB	BOTTOM								
Ray Durham, S OBP: 0.353, SLG: 0.606 (1, 4)	2-3 K	2-2 P6 3-H		2-2 2B		1-2 G4-3		1-0 FC5 F9 1-2 1B		5	0	2	1	0	1	0									
Jose Valentin, S OBP: 0.435, SLG: 0.684 (1, 6) (9, 5)	4-1 G4-3 WP BB		1-1 G6-3	4-1 BB		3-3 K		1-2 F9 1-2 2-3		3	0	0	0	2	1	2									
Frank Thomas, R OBP: 0.438, SLG: 0.667 (1, 10)	1-1 G4-3 1-3		3-2 1B	0-3 K		4-2 14 G1-4-3 BB		4-0 FC5 IBB		3	0	1	0	2	1	3									
Magglio Ordonez, R OBP: 0.194, SLG: 0.367 (1, 9)	1-3 K		0-0 F8		0-0 F9		0-3 K	0-2 FC5 1-2 2-3		5	0	0	0	0	2	6									
14 Paul Konerko, R OBP: 0.440, SLG: 0.696 (1, 3)		0-0 HR	1-1 G5-3		2-3 K		2-2 G1-4-3 1-2			4	1	1	1	0	1	2									
Carlos Lee, R OBP: 0.448, SLG: 0.615 (1, 7)	1-3 K			0-0 S 2B 1B	3-1 HR			0-0 WP 2B 1B		4	3	3	1	0	1	0									
Julio Ramirez, R OBP: 0.143, SLG: 0.143 (9, 8)										0	0	0	0	0	0	0									
Chris Singleton, L OBP: 0.294, SLG: 0.353 (1, 8) (9, 7)	1-2 E5 E 2B		1-2 P5	1-2 P5	2-2 1B			1-3 K		4	1	1	0	0	1	2									
Herbert Perry, R OBP: 0.333, SLG: 0.533 (9, PR) (9, 6)	0-1 SAFE G6-3 WP 2H 2B		2-0 F9	1-3 K				3-2 1B 2B		4	1	2	2	0	1	2									
Royce Clayton, R OBP: 0.205, SLG: 0.190 (9, 6)										0	1	0	0	0	0	0									
Sandy Alomar Jr., R OBP: 0.423, SLG: 0.522 (1, 2)	1-0 G6-3		3-2 2B 2B	1-1 2B 2B		0-3 K		1-0 F9 2H 1B		4	1	2	2	0	1	1									
Inning Stats	R: 0 E: 0 K: 2 S: 9	H: 0 LOB: 1 BB: 1 P: 17	R: 3 E: 2 K: 1 S: 13	H: 2 LOB: 0 BB: 0 P: 18	R: 0 E: 0 K: 0 S: 8	H: 1 LOB: 1 BB: 0 P: 13	R: 2 E: 0 K: 1 S: 15	H: 3 LOB: 2 BB: 1 P: 27	R: 1 E: 0 K: 2 S: 13	H: 2 LOB: 1 BB: 0 P: 20	R: 0 E: 0 K: 2 S: 10	H: 0 LOB: 0 BB: 0 P: 14	R: 0 E: 0 K: 1 S: 8	H: 0 LOB: 1 BB: 1 P: 14	R: 2 E: 0 K: 1 S: 16	H: 4 LOB: 3 BB: 1 P: 27	R: 0 E: 0 K: 1 S: 8	H: 0 LOB: 0 BB: 0 P: 14	R: 2 E: 0 K: 1 S: 16	H: 4 LOB: 3 BB: 1 P: 27	1B: 6 2B: 4 3B: 0 HR: 2	SF: 0 SAC: 0 DP: 1 HBP: 0	WP: 3 PB: 0 SB: 1 CS: 0	PA: 40	
PITCHER	IP WLS BF H R ER SO BB IBB HBP BLK WP HR S P ERA WHIP																								
Tim Drew, R ERA: 7.36 (1, 1)	3.2	20	6	5	3	3	2	0	0	0	0	0	0	0	1	42	72	7.36	2.182						
Justin Speier, R ERA: 3.39 (4, 1)	1.1	6	2	1	1	3	0	0	0	0	0	0	0	1	16	23	6.75	1.500							
Steve Karsay, R ERA (6, 1)	2.0	H 6	0	0	0	3	1	0	0	0	0	0	0	18	28	0.00	0.500								
Paul Shuey, R ERA: 4.5 (8, 1)	1.0	L 8	4	2	2	1	0	1	0	0	0	1	0	16	27	18.00	4.000								

Cleveland Indians @ Chicago White Sox
Comiskey Park, Chicago, IL
Tue Apr 10 2001, 8:05 PM EDT
Att: 12,465 - Overcast - 52 F

AB 36
R 8
H 12
RBI 7
BB 4
SO 10
LOB 18



Batter	1	2	3	4	5	6	7	8	9	AB	R	H	RBI	BB	SO	LOB	TOP					
Omar Vizquel, S OBP: 0.371, SLG: 0.355										5	1	1	1	0	0	3	Cleveland Indians @ Chicago White Sox Comiskey Park, Chicago, IL Wed Apr 11 2001, 2:05 PM EDT Att: 12,693 - Overcast - 64 F					
Jacob Cruz, L OBP: 0.250, SLG: 0.263										5	0	1	0	0	3	2						
Roberto Alomar, S OBP: 0.294, SLG: 0.258										4	1	0	0	1	1	2						
Juan Gonzalez, R OBP: 0.371, SLG: 0.848										5	1	4	3	0	0	0						
Jim Thome, L OBP: 0.226, SLG: 0.222										4	0	0	0	0	2	4						
Ellis Burks, R OBP: 0.455, SLG: 0.690										4	1	2	0	0	0	1						
Russell Branyan, L OBP: 0.258, SLG: 0.500										1	1	0	0	2	1	1						
Marty Cordova, R OBP: 0.428, SLG: 0.833										1	0	1	1	0	0	0						
Einar Diaz, R OBP: 0.313, SLG: 0.231										4	1	1	0	0	0	3						
Jolbert Cabrera, R OBP: 0.235, SLG: 0.294										4	0	1	1	0	0	2						
Inning Stats	R: 1 E: 0 K: 2 S: 14	H: 2 LOB: 1 BB: 0 P: 19	R: 0 E: 0 K: 1 S: 8	H: 1 LOB: 1 BB: 0 P: 15	R: 0 E: 0 K: 0 S: 11	H: 0 LOB: 0 BB: 0 P: 15	R: 0 E: 0 K: 0 S: 8	H: 1 LOB: 1 BB: 0 P: 16	R: 0 E: 0 K: 0 S: 5	H: 0 LOB: 0 BB: 1 P: 10	R: 0 E: 0 K: 0 S: 9	H: 2 LOB: 2 BB: 0 P: 15	R: 2 E: 0 K: 1 S: 18	H: 2 LOB: 1 BB: 1 P: 26	R: 3 E: 1 K: 1 S: 17	H: 3 LOB: 2 BB: 1 P: 27	R: 0 E: 0 K: 2 S: 11	H: 0 LOB: 0 BB: 0 P: 16	1B: 6 2B: 4 3B: 0 HR: 1	SF: 0 SAC: 0 DP: 1 HBP: 0	WP: 0 PB: 0 SB: 0 CS: 0	PA: 40
PITCHER	IP: 2.0 WLS: 0 BF: 9 ERA: 13.5	W: 10 L: 1 S: 3	H: 3 R: 1 ER: 1 SO: 3	R: 1 ER: 1 SO: 3	BB: 0 IBB: 0 HBP: 0 BLK: 0	WP: 0 HR: 0 S: 22 P: 34	ERA: 4.50 WHIP: 1.500	IP: 1.0 WLS: 0 BF: 3 ERA: 1.5	W: 3 L: 0 S: 3	H: 0 R: 0 ER: 0 SO: 2	R: 0 ER: 0 SO: 2	BB: 0 IBB: 0 HBP: 0 BLK: 0	WP: 0 HR: 0 S: 11 P: 16	ERA: 0.00 WHIP: 0.000								
21 Cal Eldred, R ERA: 13.5																						
Sean Lowe, R ERA: 4.5																						
Bob Howry, R ERA: 4.5																						
Antonio Osuna, R ERA: 20.77																						
Kelly Wunsch, L ERA: 20.77																						
Batter	1	2	3	4	5	6	7	8	9	AB	R	H	RBI	BB	SO	LOB	BOTTOM					
Chris Singleton, L OBP: 0.227, SLG: 0.273										5	0	0	0	0	0	3	Cleveland Indians @ Chicago White Sox Comiskey Park, Chicago, IL Wed Apr 11 2001, 2:05 PM EDT Att: 12,693 - Overcast - 64 F					
Jose Valentin, S OBP: 0.494, SLG: 0.875										5	2	3	1	0	1	0						
Frank Thomas, R OBP: 0.417, SLG: 0.593										3	1	0	0	1	1	2						
14 Paul Konerko, R OBP: 0.483, SLG: 0.778										4	2	3	1	0	0	1						
Carlos Lee, R OBP: 0.455, SLG: 0.571										2	1	0	0	2	0	2						
Herbert Perry, R OBP: 0.273, SLG: 0.421										4	0	0	1	0	0	4						
Julio Ramirez, R OBP: 0.143, SLG: 0.143										0	0	0	0	0	0	0						
Royce Clayton, R OBP: 0.214, SLG: 0.208										3	0	1	2	0	0	0						
Tony Graffanino, R OBP: 0.750, SLG: 1.667										3	1	2	2	1	1	0						
Josh Paul, R OBP: 0.333, SLG: 0.333										4	0	1	0	0	1	4						
Inning Stats	R: 0 E: 0 K: 0 S: 10	H: 0 LOB: 0 BB: 0 P: 16	R: 2 E: 0 K: 0 S: 16	H: 3 LOB: 2 BB: 1 P: 24	R: 3 E: 0 K: 1 S: 12	H: 2 LOB: 2 BB: 3 P: 29	R: 1 E: 0 K: 1 S: 16	H: 2 LOB: 1 BB: 0 P: 23	R: 1 E: 0 K: 0 S: 15	H: 2 LOB: 1 BB: 0 P: 22	R: 0 E: 0 K: 0 S: 6	H: 1 LOB: 1 BB: 0 P: 9	R: 0 E: 0 K: 1 S: 5	H: 0 LOB: 0 BB: 0 P: 7	R: 0 E: 0 K: 1 S: 8	H: 0 LOB: 0 BB: 0 P: 10	R: 0 E: 0 K: 1 S: 8	H: 0 LOB: 0 BB: 0 P: 10	1B: 4 2B: 4 3B: 0 HR: 2	SF: 1 SAC: 0 DP: 0 HBP: 0	WP: 0 PB: 0 SB: 0 CS: 0	PA: 38
PITCHER	IP: 3.2 WLS: 1 BF: 22 ERA: 7.84	W: 13 L: 3 S: 3	H: 3 R: 1 ER: 1 SO: 1	R: 1 ER: 1 SO: 1	BB: 0 IBB: 0 HBP: 0 BLK: 0	WP: 0 HR: 1 S: 29 P: 41	ERA: 2.70 WHIP: 0.900	IP: 1.0 WLS: 0 BF: 3 ERA: 1.5	W: 3 L: 0 S: 3	H: 0 R: 0 ER: 0 SO: 2	R: 0 ER: 0 SO: 2	BB: 0 IBB: 0 HBP: 0 BLK: 0	WP: 0 HR: 0 S: 11 P: 16	ERA: 0.00 WHIP: 0.000								
Dave Burba, R ERA: 7.84																						
37 Jake Westbrook, R ERA: 2.7																						
Ricardo Rincon, L ERA: 2.7																						

Batter	1	2	3	4	5	6	7	8	9	AB	R	H	RBI	BB	SO	LOB	TOP
Omar Vizquel, S OBP: 0.350, SLG: 0.333										5	1	1	0	0	1	2	
Jolbert Cabrera, R OBP: 0.318, SLG: 0.409										5	3	3	0	0	0	0	
Roberto Alomar, S OBP: 0.342, SLG: 0.324										3	0	2	3	1	0	1	
Juan Gonzalez, R OBP: 0.375, SLG: 0.833										3	0	1	2	1	0	2	
Ellis Burks, R OBP: 0.447, SLG: 0.625										3	0	0	0	2	0	2	
Jim Thome, L OBP: 0.200, SLG: 0.194										4	0	0	0	0	2	4	
Wil Cordero, R OBP: 0.296, SLG: 0.217										4	0	2	0	0	0	0	
Russell Branyan, L OBP: 0.257, SLG: 0.469										4	0	1	0	0	2	1	
Einar Diaz, R OBP: 0.300, SLG: 0.188										3	1	0	0	0	1	3	
Inning Stats	R: 1 H: 2 E: 0 K: 2 S: 15	H: 2 R: 0 ER: 0 LOB: 2 BB: 1 P: 28	R: 0 H: 2 E: 0 K: 0 S: 8	H: 1 R: 0 ER: 0 LOB: 2 BB: 2 P: 30	R: 3 H: 3 E: 1 K: 0 S: 16	H: 1 R: 0 ER: 0 LOB: 1 BB: 0 P: 10	R: 0 H: 0 E: 0 K: 0 S: 7	H: 0 R: 0 ER: 0 LOB: 0 BB: 0 P: 10	R: 0 H: 0 E: 0 K: 2 S: 8	H: 0 R: 1 ER: 0 LOB: 0 BB: 0 P: 11	1B: 7 2B: 3 3B: 0 HR: 0	SF: 1 SAC: 1 DP: 1 HBP: 1	WP: 0 PA: 41 PB: 0 SB: 0 CS: 0				
PITCHER	IP WLS BF H R ER SO BB IBB HBP BLK WP HR S P ERA WHIP																
Chris Holt, R ERA: 5.11	4.1 L 25 9 4 4 2 3 0 1 0 0 0 0 59 106 8.31 2.769																
Heath Murray, L ERA: 3.39	2.2 9 0 0 0 2 1 0 0 0 0 0 0 18 28 0.00 0.375																
C.J. Nitkowski, L ERA: 5.4	1.0 3 0 0 0 2 0 0 0 0 0 0 0 8 12 0.00 0.000																
Todd Jones, R ERA: 7.71	1.0 4 1 1 1 0 0 0 0 0 0 0 0 7 11 9.00 1.000																

Cleveland Indians @ Detroit Tigers
Comerica Park, Detroit, MI
Thu Apr 12 2001, 7:05 PM EDT
Att: 15,639 - Cloudy - 57 F

AB	34
R	5
H	10
RBI	5
BB	4
SO	6
LOB	15



Batter	1	2	3	4	5	6	7	8	9	AB	R	H	RBI	BB	SO	LOB	BOTTOM
Roger Cedeno, S OBP: 0.306, SLG: 0.219										4	1	2	2	1	0	1	
Damion Easley, R OBP: 0.275, SLG: 0.368										4	0	1	1	0	2	1	
Shane Halter, R OBP: 0.241, SLG: 0.259										1	0	0	0	0	0	2	
Bobby Higginson, L OBP: 0.350, SLG: 0.548										2	0	1	0	2	0	0	
Tony Clark, S OBP: 0.471, SLG: 0.677										4	0	1	0	0	1	4	
Dean Palmer, R OBP: 0.217, SLG: 0.286										4	0	1	0	0	3	1	
Deivi Cruz, R OBP: 0.189, SLG: 0.351										4	0	0	0	0	0	3	
Jose Macias, S OBP: 0.625, SLG: 0.714										3	1	1	0	1	2	0	
Juan Encarnacion, R OBP: 0.219, SLG: 0.233										3	0	0	0	0	2	2	
Billy McMillon, L OBP: 0.176, SLG: 0.313										1	0	0	0	0	1	0	
15 Brandon Inge, R OBP: 0.280, SLG: 0.360										3	1	2	0	0	1	1	
Robert Fick, L OBP: 0.625, SLG: 1.000										0	0	0	0	1	0	0	
Inning Stats	R: 0 H: 0 E: 0 K: 1 S: 7	H: 1 R: 0 ER: 0 LOB: 1 BB: 1 P: 13	R: 0 H: 1 E: 1 K: 2 S: 10	H: 1 R: 0 ER: 0 LOB: 0 BB: 0 P: 17	R: 0 H: 1 E: 0 K: 0 S: 6	H: 1 R: 0 ER: 0 LOB: 1 BB: 1 P: 11	R: 1 H: 2 E: 0 K: 3 S: 16	H: 2 R: 0 ER: 0 LOB: 1 BB: 0 P: 26	R: 0 H: 1 E: 0 K: 1 S: 10	H: 0 R: 0 ER: 0 LOB: 0 BB: 0 P: 10	1B: 8 2B: 1 3B: 0 HR: 0	SF: 0 SAC: 0 DP: 2 HBP: 0	WP: 0 PA: 38 PB: 0 SB: 0 CS: 1				
PITCHER	IP WLS BF H R ER SO BB IBB HBP BLK WP HR S P ERA WHIP																
Bartolo Colon, R ERA: 4.98	6.2 W 28 7 3 3 8 3 0 0 0 0 0 0 68 115 4.05 1.500																
Steve Karsay, R ERA:	0.0 1 1 0 0 0 0 0 0 0 0 0 0 1 2 * *																
Ricardo Rincon, L ERA:	0.0 1 1 0 0 0 0 0 0 0 0 0 0 3 4 * *																
Paul Shuey, R ERA: 3.38	1.1 H 4 0 0 0 3 0 0 0 0 0 0 0 11 16 0.00 0.000																
Bob Wickman, R ERA:	1.0 S 4 0 0 0 1 2 0 0 0 0 0 0 8 19 0.00 2.000																

Cleveland Indians @ Detroit Tigers
Comerica Park, Detroit, MI
Thu Apr 12 2001, 7:05 PM EDT
Att: 15,639 - Cloudy - 57 F

AB	33
R	3
H	9
RBI	3
BB	5
SO	12
LOB	15



Batter	1	2	3	4	5	6	7	8	9	AB	R	H	RBI	BB	SO	LOB	TOP					
Omar Vizquel, S OBP: 0.320, SLG: 0.273	F7		G6-3			F9		G6-3		4	0	0	0	0	0	1						
Jolbert Cabrera, R OBP: 0.323, SLG: 0.367 Jacob Cruz, L OBP: 0.286, SLG: 0.300	K			P4					FC6-4 1B	2	0	0	0	1	1	0						
Roberto Alomar, S OBP: 0.370, SLG: 0.341				G4-3		F8			K	4	0	1	0	0	1	2						
Juan Gonzalez, R OBP: 0.347, SLG: 0.750	F8			G5-3					K	4	0	0	0	0	1	2						
Ellis Burks, R OBP: 0.404, SLG: 0.550				P4		F9			FC6-4	4	0	0	0	0	0	1						
Jim Thome, L OBP: 0.233, SLG: 0.263				G3-1						3	0	1	0	0	1	0						
Wil Cordero, R OBP: 0.343, SLG: 0.333				G6-3					G4-3 PB 1B	2	0	1	0	1	0	0						
Russell Branyan, L OBP: 0.279, SLG: 0.525				G4-3					P4	3	0	0	0	0	1	3						
Eddie Taubensee, L OBP: 0.308, SLG: 0.182				G3					G4-3	3	0	0	0	0	0	3						
Inning Stats	R: 0 H: 1 E: 0 K: 1 S: 10	H: 1 LOB: 1 BB: 0 P: 15	R: 0 H: 0 E: 0 K: 0 S: 7	H: 0 LOB: 0 BB: 0 P: 11	R: 0 H: 0 E: 0 K: 0 S: 6	H: 0 LOB: 0 BB: 0 P: 8	R: 0 H: 0 E: 0 K: 0 S: 7	H: 0 LOB: 0 BB: 0 P: 12	R: 0 H: 1 E: 0 K: 1 S: 11	H: 2 LOB: 2 BB: 1 P: 19	R: 0 H: 0 E: 0 K: 0 S: 8	H: 0 LOB: 0 BB: 1 P: 14	R: 0 H: 0 E: 0 K: 1 S: 12	H: 0 LOB: 0 BB: 0 P: 17	R: 0 H: 1 E: 0 K: 0 S: 8	H: 1 LOB: 1 BB: 0 P: 11	R: 0 H: 1 E: 0 K: 2 S: 9	H: 1 LOB: 1 BB: 0 P: 12	1B: 3 2B: 0 3B: 1 HR: 0	SF: 0 SAC: 0 DP: 0 HBP: 0	WP: 0 PB: 1 SB: 0 CS: 1	PA: 32
PITCHER Steve Sparks, R ERA: 2.45	IP: 9.0 WLS: W BF: 32 H: 4 R: 0 ER: 0 SO: 5 BB: 2 IBB: 0 HBP: 0 BLK: 0 WP: 0 HR: 0 S: 78 P: 119 ERA: 0.00 WHIP: 0.667															PITCHER						

Cleveland Indians @ Detroit Tigers
Comerica Park, Detroit, MI
Sat Apr 14 2001, 1:05 PM EDT
Att: 23,119 - Cloudy - 62 F

AB 30
R 0
H 4
RBI 0
BB 2
SO 5
LOB 12





Batter	1	2	3	4	5	6	7	8	9	AB	R	H	RBI	BB	SO	LOB	BOTTOM			
Roger Cedeno, S OBP: 0.273, SLG: 0.200	F8 SF8 1B		G5-3			L9				3	1	1	0	0	0	0				
Damion Easley, R OBP: 0.271, SLG: 0.318	F8			F7					F7	3	0	0	0	0	0	1				
Bobby Higginson, L OBP: 0.317, SLG: 0.500	SF8			F7					K	2	0	0	1	0	1	0				
Wendell Magee, R OBP: 0.429, SLG: 0.500	K			L9					G6-3	3	0	0	0	0	1	0				
Deivi Cruz, R OBP: 0.205, SLG: 0.372				G5-3					G6-3	3	0	1	0	0	0	0				
Robert Fick, L OBP: 0.500, SLG: 0.818				F7					K	3	0	0	0	0	2	1				
Jose Macias, S OBP: 0.583, SLG: 0.990				G6-3					G4-6-3 BB	2	0	0	0	1	0	1				
Juan Encarnacion, R OBP: 0.237, SLG: 0.250				P3					G6-3	3	0	1	0	0	0	1				
Javier Cardona, R OBP: 0.375, SLG: 0.375				G4-3					G5-4-3	2	0	0	0	0	0	1				
Inning Stats	R: 1 H: 1 E: 0 K: 1 S: 11	H: 1 LOB: 0 BB: 0 P: 18	R: 0 H: 0 E: 0 K: 0 S: 5	H: 0 LOB: 0 BB: 0 P: 7	R: 0 H: 0 E: 0 K: 0 S: 10	H: 0 LOB: 0 BB: 0 P: 14	R: 0 H: 0 E: 0 K: 0 S: 5	H: 0 LOB: 0 BB: 0 P: 8	R: 0 H: 1 E: 0 K: 0 S: 9	H: 1 LOB: 0 BB: 0 P: 13	R: 0 H: 0 E: 0 K: 1 S: 8	H: 0 LOB: 0 BB: 0 P: 12	R: 0 H: 0 E: 0 K: 1 S: 8	H: 0 LOB: 1 BB: 1 P: 15	R: 0 H: 0 E: 0 K: 1 S: 8	H: 0 LOB: 1 BB: 1 P: 15	1B: 3 2B: 0 3B: 0 HR: 0	SF: 1 SAC: 0 DP: 2 HBP: 0	WP: 0 PB: 0 SB: 1 CS: 0	PA: 26
PITCHER Chuck Finley, L ERA: 6.61	IP: 8.0 WLS: L BF: 26 H: 3 R: 1 ER: 1 SO: 4 BB: 1 IBB: 0 HBP: 0 BLK: 0 WP: 0 HR: 0 S: 65 P: 99 ERA: 1.12 WHIP: 0.500															PITCHER				

Cleveland Indians @ Detroit Tigers
Comerica Park, Detroit, MI
Sat Apr 14 2001, 1:05 PM EDT
Att: 23,119 - Cloudy - 62 F

AB 24
R 1
H 3
RBI 1
BB 1
SO 4
LOB 5



Batter	1	2	3	4	5	6	7	8	9	AB R H RBI BB SO LOB	TOP																								
											<p style="text-align: center;">Cleveland Indians @ Detroit Tigers Comerica Park, Detroit, MI Sun Apr 15 2001, 1:05 PM EDT</p> <p style="text-align: right;">livebaseballscorecards.com</p> <p>AB 0 R 0 H 0 RBI 0 BB 0 SO 0 LOB 0</p> 																								
Inning Stats										1B: 0 SF: 0 2B: 0 SAC: 0 3B: 0 DP: 0 HR: 0 HBP: 0	WP: 0 PA: 0 PB: 0 SB: 0 CS: 0																								
PITCHER	IP	WLS	BF	H	R	ER	SO	BB	IBB	HBP	BLK	WP	HR	S	P	ERA	WHIP	PITCHER	IP	WLS	BF	H	R	ER	SO	BB	IBB	HBP	BLK	WP	HR	S	P	ERA	WHIP

Batter	1	2	3	4	5	6	7	8	9	AB R H RBI BB SO LOB	BOTTOM																								
											<p style="text-align: center;">Cleveland Indians @ Detroit Tigers Comerica Park, Detroit, MI Sun Apr 15 2001, 1:05 PM EDT</p> <p style="text-align: right;">livebaseballscorecards.com</p> <p>AB 0 R 0 H 0 RBI 0 BB 0 SO 0 LOB 0</p> 																								
Inning Stats										1B: 0 SF: 0 2B: 0 SAC: 0 3B: 0 DP: 0 HR: 0 HBP: 0	WP: 0 PA: 0 PB: 0 SB: 0 CS: 0																								
PITCHER	IP	WLS	BF	H	R	ER	SO	BB	IBB	HBP	BLK	WP	HR	S	P	ERA	WHIP	PITCHER	IP	WLS	BF	H	R	ER	SO	BB	IBB	HBP	BLK	WP	HR	S	P	ERA	WHIP

Batter	1	2	3	4	5	6	7	8	9	AB	R	H	RBI	BB	SO	LOB	TOP			
Kenny Lofton, L OBP: 0.455, SLG: 0.455 (1, 8)	G4-3	F8			F9	E4			F9 BB	5	0	2	0	0	0	1	Cleveland Indians @ Baltimore Orioles Oriole Park at Camden Yards, Baltimore, MD Tue Apr 17 2001, 7:05 PM EDT Att: 28,679 - Cloudy - 50 F			
Omar Vizquel, S OBP: 0.291, SLG: 0.245 (1, 6)	K	G4-6-3			K	F9			K	5	0	0	0	0	3	3				
Roberto Alomar, S OBP: 0.360, SLG: 0.341 Jolbert Cabrera, R (9, PH) OBP: 0.344, SLG: 0.367 (9, 4)	BB 1B				G4-3	G4-3				3	1	1	0	1	0	1				
Juan Gonzalez, R OBP: 0.358, SLG: 0.723 Jacob Cruz, L (9, PH) OBP: 0.273, SLG: 0.286 (9, 9)	BB 1B				L8	2B HR 1B			F9	3	2	1	0	1	0	1				
Ellis Burks, R OBP: 0.404, SLG: 0.545 (1, 10)	1B BB				F9	1B			K	4	2	1	0	1	2	3				
Jim Thome, L OBP: 0.234, SLG: 0.262 (1, 3)	1B				F8	F7			K	4	0	1	2	0	1	3				
Wil Cordero, R OBP: 0.359, SLG: 0.333 (1, 7)	1B				P4	HR IBB			G6-3	3	1	1	1	1	0	0				
Russell Branyan, L OBP: 0.277, SLG: 0.568 (1, 5)	P6				K	HR			K	4	1	1	4	0	2	2				
Einar Diaz, R OBP: 0.345, SLG: 0.360 (1, 2)					F7	E4			G5-3	4	1	2	0	0	0	0				
Inning Stats	R: 3 H: 3 E: 0 K: 1 S: 22	H: 3 R: 5 ER: 5 SO: 3 BB: 2 P: 36	R: 0 H: 1 E: 0 K: 0 S: 9	H: 1 R: 5 ER: 15 SO: 3 BB: 0 P: 15	R: 0 H: 0 E: 0 K: 0 S: 16	H: 0 R: 0 ER: 0 SO: 0 BB: 1 P: 25	R: 0 H: 0 E: 0 K: 1 S: 8	H: 0 R: 0 ER: 0 SO: 0 BB: 0 P: 11	R: 0 H: 0 E: 0 K: 1 S: 7	H: 0 R: 0 ER: 0 SO: 0 BB: 0 P: 13	R: 5 H: 5 E: 2 K: 0 S: 24	H: 5 R: 1 ER: 1 SO: 44 BB: 1 P: 44	R: 0 H: 0 E: 0 K: 2 S: 9	H: 0 R: 0 ER: 0 SO: 0 BB: 0 P: 16	R: 0 H: 0 E: 0 K: 1 S: 7	H: 0 R: 1 ER: 2 SO: 13 BB: 1 P: 17		1B: 8 2B: 1 3B: 0 HR: 1	SF: 0 SAC: 0 DP: 1 HBP: 0	WP: 0 PB: 0 SB: 0 CS: 0
PITCHER	IP WLS BF H R ER SO BB IBB HBP BLK WP HR S P ERA WHIP																			
Jose Mercedes, R ERA: 9.77 (1, 1)	5.0 L 23 6 5 5 3 3 0 0 0 0 0 0 68 111 9.00 1.800																			
B.J. Ryan, L ERA: 5.79 (6, 1)	2.0 10 3 3 2 2 0 1 0 0 0 0 1 27 49 9.00 1.500																			
Willis Roberts, R ERA: 1.04 (8, 1)	1.0 3 0 0 0 1 0 0 0 0 0 0 0 7 13 0.00 0.000																			
Ryan Kohlmeier, R ERA: 3.18 (9, 1)	1.0 5 1 0 0 2 1 0 0 0 0 0 0 12 17 0.00 2.000																			

AB	36
R	8
H	10
RBI	7
BB	5
SO	8
LOB	16



Batter	1	2	3	4	5	6	7	8	9	AB	R	H	RBI	BB	SO	LOB	BOTTOM					
Brady Anderson, L OBP: 0.271, SLG: 0.176 (1, 9)	FC5-4		G4-3						G1-3	3	0	1	0	1	0	0	Cleveland Indians @ Baltimore Orioles Oriole Park at Camden Yards, Baltimore, MD Tue Apr 17 2001, 7:05 PM EDT Att: 28,679 - Cloudy - 50 F					
Mike Bordick, R OBP: 0.397, SLG: 0.385 (1, 6)	FC5-4		G6-3						K	4	0	0	0	0	2	2						
Delino DeShields, L OBP: 0.296, SLG: 0.140 (1, 7)	BB		F7						K	2	0	0	0	2	1	1						
Greg Myers, L OBP: 0.450, SLG: 0.722 (1, 10)	BB								BB	3	0	0	0	1	0	2						
Cal Ripken Jr., R OBP: 0.143, SLG: 0.150 Mike Kinkade, R (7, PH) OBP: 0.273, SLG: 0.273 (8, 5)	G5-4-3								G6-3	2	0	0	0	0	0	3						
Chris Richard, L OBP: 0.300, SLG: 0.378 (1, 3)									K	4	1	2	1	0	2	0						
Brook Fordyce, R ERA: 5.51 Fernando Lumar, R (7, PH) OBP: 0.500, SLG: 0.667 (8, 2)	P4								F9	2	0	0	0	0	0	0						
6 Melvin Mora, R OBP: 0.196, SLG: 0.227 (1, 8)			G6-3							3	0	0	0	0	1	2						
Jerry Hairston, R OBP: 0.306, SLG: 0.364 (1, 4)			K						G6-3	3	0	0	0	0	1	2						
Inning Stats	R: 0 H: 1 E: 0 K: 0 S: 8	H: 1 R: 1 ER: 1 SO: 4 BB: 0 P: 18	R: 1 H: 1 E: 0 K: 1 S: 9	H: 1 R: 1 ER: 4 SO: 4 BB: 0 P: 18	R: 0 H: 0 E: 0 K: 0 S: 10	H: 0 R: 0 ER: 0 SO: 0 BB: 0 P: 16	R: 0 H: 0 E: 0 K: 1 S: 10	H: 0 R: 0 ER: 0 SO: 0 BB: 0 P: 13	R: 0 H: 0 E: 0 K: 0 S: 6	H: 0 R: 0 ER: 0 SO: 0 BB: 0 P: 10	R: 0 H: 0 E: 0 K: 2 S: 15	H: 0 R: 1 ER: 2 SO: 25 BB: 1 P: 25	R: 0 H: 2 E: 0 K: 1 S: 13	H: 2 R: 0 ER: 0 SO: 20 BB: 0 P: 20	R: 0 H: 0 E: 0 K: 1 S: 12	H: 0 R: 0 ER: 1 SO: 18 BB: 1 P: 18		R: 0 H: 0 E: 0 K: 1 S: 5	H: 0 R: 0 ER: 0 SO: 7 BB: 0 P: 7	1B: 3 2B: 0 3B: 0 HR: 1	SF: 0 SAC: 0 DP: 1 HBP: 0	WP: 0 PB: 0 SB: 0 CS: 0
PITCHER	IP WLS BF H R ER SO BB IBB HBP BLK WP HR S P ERA WHIP																					
Dave Burba, R ERA: 5.51 (1, 1)	6.0 W 24 4 1 1 4 3 0 0 0 0 0 0 62 110 1.50 1.167																					
Steve Reed, R ERA: 3.38 (7, 1)	2.0 7 0 0 0 2 1 0 0 0 0 0 0 21 30 0.00 0.500																					
Justin Speier, R ERA: 8.31 (9, 1)	1.0 3 0 0 0 1 0 0 0 0 0 0 0 5 7 0.00 0.000																					

AB	30
R	1
H	4
RBI	1
BB	4
SO	7
LOB	14



Batter	1	2	3	4	5	6	7	8	9	AB	R	H	RBI	BB	SO	LOB	TOP								
Kenny Lofton, L OBP: 0.400, SLG: 0.400 (1, 8)	L7		S 1B				F8	F7		4	1	1	0	0	0	0	Cleveland Indians @ Baltimore Orioles Oriole Park at Camden Yards, Baltimore, MD Wed Apr 18 2001, 7:05 PM EDT Att: 28,801 - Cloudy - 49 F								
Omar Vizquel, S OBP: 0.286, SLG: 0.245 (1, 6)	G6-3		S 1B				G6-3	F9		4	0	1	2	0	0	0									
Roberto Alomar, S OBP: 0.370, SLG: 0.319 (1, 4)	K		S 1B				L7	F7		3	0	0	0	1	1	0									
Juan Gonzalez, R OBP: 0.351, SLG: 0.686 (1, 9)		F8	L8				BB 1B	G5-3		4	1	1	0	0	0	2									
Jim Thome, L OBP: 0.235, SLG: 0.244 (1, 3)	P5			F8			BB 1B	G6-3		3	1	0	0	1	0	0									
Ellis Burks, R OBP: 0.393, SLG: 0.511 (1, 10)	P4			G6-3			BB 1B	G5-3		3	0	0	0	1	0	0									
Marty Cordova, R OBP: 0.455, SLG: 0.790 Jolbert Cabrera, R OBP: 0.344, SLG: 0.367 (9, 7)			F8	CS 1B			1-2 2-H 3-H	K		4	0	2	2	0	1	0									
Russell Branyan, L OBP: 0.255, SLG: 0.521 (1, 5)			G4-3	CS	G3	G3		G4-3		4	0	0	0	0	0	2									
Einar Diaz, R OBP: 0.344, SLG: 0.357 (1, 2)			1B 1B		F9			P2		3	1	1	0	0	0	0									
Inning Stats	R: 0 E: 0 K: 1 S: 7	H: 0 LOB: 0 BB: 0 P: 12	R: 0 E: 0 K: 0 S: 7	H: 0 LOB: 0 BB: 0 P: 13	R: 2 E: 0 K: 0 S: 18	H: 3 LOB: 2 BB: 1 P: 27	R: 0 E: 0 K: 0 S: 8	H: 1 LOB: 0 BB: 0 P: 13	R: 0 E: 0 K: 0 S: 6	H: 0 LOB: 0 BB: 0 P: 9	R: 2 E: 0 K: 0 S: 23	H: 2 LOB: 2 BB: 2 P: 37	R: 0 E: 0 K: 0 S: 6	H: 0 LOB: 0 BB: 0 P: 9	R: 0 E: 0 K: 1 S: 3	H: 0 LOB: 0 BB: 0 P: 4		R: 0 E: 0 K: 1 S: 10	H: 0 LOB: 0 BB: 0 P: 11	1B: 6 2B: 0 3B: 0 HR: 0	SF: 0 LOB: 0 SAC: 0 DP: 0 HBP: 0	WP: 0 PB: 0 SB: 2 CS: 1	PA: 36		
PITCHER	IP	WLS	BF	H	R	ER	SO	BB	IBB	HBP	BLK	WP	HR	S	P	ERA	WHIP								
Pat Hentgen, R ERA: 2.59 (1, 1)	5.2	L	25	6	4	4	1	3	0	0	0	0	0	67	108	6.35	1.588								
B.J. Ryan, L ERA: 4.5 (6, 1)	1.1		4	0	0	0	0	0	0	0	0	0	0	8	12	0.00	0.000								
Chad Paronto, R ERA: (8, 1)	2.0		6	0	0	0	1	0	0	0	0	0	0	13	15	0.00	0.000								

Batter	1	2	3	4	5	6	7	8	9	AB	R	H	RBI	BB	SO	LOB	BOTTOM								
Brady Anderson, L OBP: 0.270, SLG: 0.167 (1, 8)	G4-3		G6-3					P6		3	0	0	0	1	0	1	Cleveland Indians @ Baltimore Orioles Oriole Park at Camden Yards, Baltimore, MD Wed Apr 18 2001, 7:05 PM EDT Att: 28,801 - Cloudy - 49 F								
Mike Bordick, R OBP: 0.344, SLG: 0.357 (1, 6)	G5-3		G5-3			BB	F7	E5 FC4-6		4	0	0	0	0	0	2									
Delino DeShields, L OBP: 0.276, SLG: 0.128 (1, 7)	K			L8			F8	FC4-6		4	0	0	0	0	1	3									
Greg Myers, L OBP: 0.458, SLG: 0.682 (1, 2)		31 1B BB		G4-3			G4-3		3-2	4	1	2	0	0	0	1									
David Segui, S OBP: 0.318, SLG: 0.229 (1, 10)		31 1B BB		K			F7	K	2B	3	0	0	0	1	2	1									
Chris Richard, L OBP: 0.295, SLG: 0.390 (1, 9)		K					L4	2B		4	0	1	1	0	2	2									
31 Jay Gibbons, L OBP: 0.296, SLG: 0.217 (1, 3)		G6-3					F9	L8		4	0	1	0	0	1	1									
Mike Kinkade, R OBP: 0.400, SLG: 0.357 (1, 5)		G6-3						FC5-4 1B		3	0	2	0	1	0	3									
Jerry Hairston, R OBP: 0.283, SLG: 0.333 (1, 4)			G5-3				K	FC5-4 FC4-6 E	K	4	0	0	0	0	2	4									
Inning Stats	R: 0 E: 0 K: 1 S: 7	H: 0 LOB: 0 BB: 0 P: 11	R: 0 E: 0 K: 1 S: 12	H: 2 LOB: 2 BB: 1 P: 23	R: 0 E: 0 K: 0 S: 11	H: 0 LOB: 0 BB: 0 P: 17	R: 0 E: 0 K: 1 S: 5	H: 0 LOB: 0 BB: 0 P: 11	R: 0 E: 0 K: 3 S: 11	H: 1 LOB: 1 BB: 0 P: 17	R: 0 E: 0 K: 0 S: 13	H: 0 LOB: 1 BB: 1 P: 21	R: 0 E: 1 K: 0 S: 7	H: 1 LOB: 2 BB: 0 P: 8	R: 1 E: 0 K: 2 S: 19	H: 2 LOB: 2 BB: 1 P: 34		1B: 5 2B: 1 3B: 0 HR: 0	SF: 0 LOB: 0 SAC: 0 DP: 1 HBP: 0	WP: 0 PB: 0 SB: 0 CS: 0	PA: 36				
PITCHER	IP	WLS	BF	H	R	ER	SO	BB	IBB	HBP	BLK	WP	HR	S	P	ERA	WHIP								
Bartolo Colon, R ERA: 3.64 (1, 1)	8.0	W	30	4	0	0	6	2	0	0	0	0	0	73	118	0.00	0.750								
Bob Wickman, R ERA: 2.84 (9, 1)	1.0		6	2	1	1	2	1	0	0	0	0	0	19	34	9.00	3.000								

Batter	1	2	3	4	5	6	7	8	9	AB	R	H	RBI	BB	SO	LOB	TOP											
Kenny Lofton, L OBP: 0.333, SLG: 0.333	1-1 PB S E 1B	0-0 F7		2-0 FC3-6 S 1-2		2-0 L7	1-0 L8		1-0 F7	6	1	1	0	0	0	4	Cleveland Indians @ Baltimore Orioles Oriole Park at Camden Yards, Baltimore, MD Thu Apr 19 2001, 3:05 PM EDT Att: 34,100 - Cloudy - 61 F											
Jolbert Cabrera, R OBP: 0.324, SLG: 0.324	2-1 E5 2B SF7 1-H	0-1 F8		4-0 BB 1-3		2-2 G3-1	0-1 G4-3			4	1	0	1	1	0	3												
Roberto Alomar, S OBP: 0.373, SLG: 0.346	2-1 2B		1-3 K	3-1 F8		1-1 S 2B 1B		1-3 K		5	1	2	0	0	2	2												
Juan Gonzalez, R OBP: 0.387, SLG: 0.709 Jacob Cruz, L OBP: 0.273, SLG: 0.286	0-0 F2		2-0 F9 2B		1-1 PB HR 1B	4-2 2B BB		2-2 G6-4 1B		4	2	3	0	1	0	2												
Ellis Burks, R OBP: 0.377, SLG: 0.510	3-2 SF7		0-0 F9		1-0 F9	1-0 2B 2B		0-0 G6-4-3 1B		4	1	1	2	0	0	3												
Wil Cordero, R OBP: 0.386, SLG: 0.395	1-1 F9		1-2 L8		1-1 PB HR 1B	1-1 2B		0-0 HR 1B		5	2	3	2	0	0	2												
Marty Cordova, R OBP: 0.500, SLG: 1.067		0-1 HBP 1B		2-0 HR	1-0 HR	0-3 K		3-3 K		5	2	3	4	0	2	2												
Russell Branyan, L OBP: 0.286, SLG: 0.500		1-2 HBP		4-1 FC6-4 BB	2-2 F9		4-2 BB		1-3 K	2	0	0	0	2	1	1												
Einar Diaz, R OBP: 0.324, SLG: 0.424	0-2 P3		0-0 FC6-4 FC3-6	1-2 F7		3-1 F7		1-0 HR		5	1	1	2	0	0	4												
Inning Stats	R: 2 E: 1 K: 0 S: 12	H: 2 LOB: 1 BB: 0 P: 21	R: 0 E: 0 K: 0 S: 10	H: 1 LOB: 2 BB: 0 P: 11	R: 0 E: 0 K: 1 S: 9	H: 1 LOB: 1 BB: 0 P: 13	R: 1 E: 0 K: 0 S: 6	H: 1 LOB: 2 BB: 2 P: 21	R: 3 E: 0 K: 1 S: 14	H: 3 LOB: 0 BB: 1 P: 25	R: 0 E: 0 K: 0 S: 7	H: 0 LOB: 1 BB: 1 P: 15	R: 0 E: 0 K: 1 S: 8	H: 1 LOB: 1 BB: 0 P: 11	R: 2 E: 0 K: 2 S: 9	H: 2 LOB: 0 BB: 0 P: 15	1B: 7 2B: 4 3B: 0 HR: 3	SF: 1 SAC: 0 DP: 1 HBP: 1	WP: 0 PB: 2 SB: 4 CS: 0	PA: 46								
PITCHER	IP	WLS	BF	H	R	ER	SO	BB	IBB	HBP	BLK	WP	HR	S	P	ERA	WHIP											
Chuck McElroy, L ERA: 6.92	4.1	L	24	7	5	4	1	2	0	1	0	0	0	1	42	73	8.31	2.077										
Chad Paronto, R ERA: 10.8	1.1		9	4	4	4	0	1	0	0	0	0	0	1	19	34	27.00	3.750										
Mike Trombley, R ERA: 1.08	1.1		5	0	0	0	1	1	0	0	0	0	0	0	10	18	0.00	0.750										
Buddy Groom, L ERA: 5.4	1.0		3	1	0	0	1	0	0	0	0	0	0	0	8	11	0.00	1.000										
Ryan Kohlmeier, R ERA: 5.4	1.0		5	2	2	2	2	0	0	0	0	0	0	1	9	15	18.00	2.000										

Batter	1	2	3	4	5	6	7	8	9	AB	R	H	RBI	BB	SO	LOB	BOTTOM											
Brady Anderson, L OBP: 0.299, SLG: 0.207	0-0 BLK G6-3 1B		2-2 FC6-4 1B			2-0 BB 1B		3-1 F9		4	1	3	0	0	0	0	Cleveland Indians @ Baltimore Orioles Oriole Park at Camden Yards, Baltimore, MD Thu Apr 19 2001, 3:05 PM EDT Att: 34,100 - Cloudy - 61 F											
Jerry Hairston, R OBP: 0.281, SLG: 0.327	1-2 G6-3 BLK 1B		2-1 B3			0-2 P4		2-0 G4-3		4	1	1	0	0	0	2												
Mike Bordick, R OBP: 0.328, SLG: 0.339 Jay Gibbons, L OBP: 0.321, SLG: 0.250	2-1 G6-3		2-0 FC6-4 CS			2-0 F7		0-0 E 1B		3	0	0	1	0	0	3												
Jeff Conine, R OBP: 0.320, SLG: 0.364	3-1 CS 1B		0-1 CS	3-2 G4-3		4-2 BB		1-2 E5 1B 2B		3	1	1	1	1	0	1												
David Segui, S OBP: 0.311, SLG: 0.222 Chris Richard, L OBP: 0.298, SLG: 0.386	2-3 K		0-3 K2-3			1-0 F5		0-0 2B 1B		1	0	0	0	0	1	1												
Mike Kinkade, R OBP: 0.388, SLG: 0.389		0-3 K		3-2 G5-3		1-2 F8		2-1 E 2B		4	0	1	2	0	1	0												
Cal Ripken Jr., R OBP: 0.174, SLG: 0.186		3-1 2B			4-0 L5-3 BB		0-1 P1		3-1 P2	3	0	1	0	1	0	1												
Brook Fordyce, R OBP: 0.256, SLG: 0.286 Fernando Lumar, R OBP: 0.400, SLG: 0.500		3-2 G5-3			1-1 L5-3		1-1 G5-3		1-3 K	3	0	0	0	0	0	2												
6 Melvin Mora, R OBP: 0.180, SLG: 0.208		1-0 L7			0-2 F7			0-2 L9		4	0	0	0	0	1	2												
Inning Stats	R: 2 E: 0 K: 1 S: 12	H: 3 LOB: 1 BB: 0 P: 20	R: 0 E: 0 K: 1 S: 9	H: 1 LOB: 0 BB: 0 P: 16	R: 0 E: 0 K: 1 S: 11	H: 0 LOB: 0 BB: 0 P: 17	R: 0 E: 0 K: 0 S: 5	H: 0 LOB: 0 BB: 1 P: 10	R: 0 E: 0 K: 0 S: 8	H: 1 LOB: 2 BB: 1 P: 17	R: 0 E: 0 K: 0 S: 7	H: 0 LOB: 0 BB: 0 P: 9	R: 0 E: 0 K: 0 S: 6	H: 0 LOB: 0 BB: 0 P: 11	R: 3 E: 1 K: 2 S: 17	H: 3 LOB: 1 BB: 0 P: 27	1B: 7 2B: 4 3B: 0 HR: 0	SF: 0 SAC: 0 DP: 2 HBP: 0	WP: 0 PB: 0 SB: 0 CS: 2	PA: 37								
PITCHER	IP	WLS	BF	H	R	ER	SO	BB	IBB	HBP	BLK	WP	HR	S	P	ERA	WHIP											
CC Sabathia, L ERA: 4.86	6.0	W	23	6	2	2	3	2	0	0	0	0	0	0	53	94	3.00	1.333										
Steve Reed, R ERA: 2.84	1.0		3	0	0	0	0	0	0	0	0	0	0	7	9	0.00	0.000											
Steve Karsay, R ERA: 5.14	1.0		3	0	0	0	0	0	0	0	0	0	0	6	11	0.00	0.000											
Paul Shuey, R ERA: 5.14	1.0		7	3	3	2	2	0	0	0	0	0	0	17	27	18.00	3.000											



Batter	1	2	3	4	5	6	7	8	9	AB	R	H	RBI	BB	SO	LOB	TOP										
Damon Easley, R (1, 4) OBP: 0.277, SLG: 0.305	G5-3		CS 2B			G6-3 HR BB	K			3	1	1	0	1	1	2	Detroit Tigers @ Cleveland Indians Jacobs Field, Cleveland, OH Fri Apr 20 2001, 7:05 PM EDT Att: 33,127 - Cloudy - 52 F										
Jose Macias, S (1, 5) OBP: 0.483, SLG: 0.815	CS 1B		G3			G6-3	K			4	0	1	0	0	1	4											
Bobby Higginson, L (1, 7) OBP: 0.369, SLG: 0.463	SAFE 1-2 K				G4-3	F8		G3		4	0	0	0	0	1	2											
Tony Clark, S (1, 10) OBP: 0.375, SLG: 0.615		F8			2B	F8		K		4	1	2	2	0	1	0											
Deivi Cruz, R (1, 6) OBP: 0.197, SLG: 0.317	F8				2B	G5-3		F7		4	0	0	0	0	1	1											
Wendell Magee, R (1, 9) OBP: 0.556, SLG: 0.696					G5-3		2B	G1-3		4	1	2	0	0	0	1											
Robert Fick, L (1, 3) OBP: 0.480, SLG: 0.696 Roger Cedeno, S (9, PR) OBP: 0.245, SLG: 0.184 Ryan Jackson, L (9, 3)	CS K					F8		G1-3		4	0	2	1	0	1	1											
Juan Encarnacion, R (1, 8) OBP: 0.235, SLG: 0.354						SH1-4 2H 2B		G1-3		3	1	1	1	1	1	1											
Javier Cardona, R (1, 2) OBP: 0.300, SLG: 0.300 Billy McMillon, L (9, PH) OBP: 0.190, SLG: 0.263 15 Brandon Inge, R (9, 2) OBP: 0.297, SLG: 0.333						F7		K2-3		2	0	0	0	0	0	0											
						F7				1	0	0	0	0	1	2											
										0	0	0	0	0	0	0											
Inning Stats	R: 0 E: 0 K: 1 S: 8	H: 1 LOB: 0 BB: 0 P: 11	R: 0 E: 0 K: 1 S: 10	H: 1 LOB: 1 BB: 0 P: 16	R: 1 E: 0 K: 0 S: 8	H: 2 LOB: 0 BB: 0 P: 12	R: 0 E: 0 K: 1 S: 10	H: 1 LOB: 1 BB: 0 P: 14	R: 0 E: 0 K: 1 S: 8	H: 0 LOB: 0 BB: 0 P: 12	R: 2 E: 0 K: 0 S: 13	H: 1 LOB: 0 BB: 1 P: 25	R: 1 E: 0 K: 2 S: 11	H: 2 LOB: 2 BB: 1 P: 17	R: 0 E: 0 K: 1 S: 7	H: 0 LOB: 0 BB: 0 P: 11	R: 0 E: 0 K: 1 S: 9	H: 1 LOB: 2 BB: 0 P: 11	1B: 3 2B: 4 3B: 0 HR: 2	SF: 0 SAC: 1 DP: 0 HBP: 0	WP: 0 PB: 0 SB: 0 CS: 2	PA: 36					
PITCHER	IP	WLS	BF	H	R	ER	SO	BB	IBB	HBP	BLK	WP	HR	S	P	ERA	WHIP										
Chuck Finley, L (1, 1) ERA: 6.45	6.0		25	8	4	4	4	1	0	0	0	0	2	59	92	6.00	1.500										
Steve Karsay, R (7, 1) ERA:	2.0		7	0	0	0	3	1	0	0	0	0	0	16	26	0.00	0.500										
Ricardo Rincon, L (9, 1) ERA:	0.1		2	1	0	0	0	0	0	0	0	0	0	2	3	0.00	3.000										
Bob Wickman, R (9, 1) ERA: 2.57	0.2	W	2	0	0	0	1	0	0	0	0	0	0	7	8	0.00	0.000										

Batter	1	2	3	4	5	6	7	8	9	AB	R	H	RBI	BB	SO	LOB	BOTTOM										
Kenny Lofton, L (1, 8) OBP: 0.385, SLG: 0.360	G1-3 2B BB		G3		F9	FC5-4 1B				4	1	2	1	1	0	1	Detroit Tigers @ Cleveland Indians Jacobs Field, Cleveland, OH Fri Apr 20 2001, 7:05 PM EDT Att: 33,127 - Cloudy - 52 F										
Omar Vizquel, S (1, 6) OBP: 0.281, SLG: 0.259	G1-3		G6-3 E 2B		P4	FC5-4 CS		P6		5	1	1	0	0	0	7											
Roberto Alomar, S (1, 4) OBP: 0.344, SLG: 0.316	K		G6-3		G4-3	CS		F8		5	0	0	0	0	2	5											
Juan Gonzalez, R (1, 9) OBP: 0.403, SLG: 0.733			E8 1B		FC6-4 2B			L7		5	2	3	1	0	0	0											
Jim Thome, L (1, 3) OBP: 0.268, SLG: 0.234	K		1B BB		FC6-4 BB			FC6-4 BB		2	0	0	0	3	2	2											
Ellis Burks, R (1, 10) OBP: 0.379, SLG: 0.500		G1-3			F3	FC6-4				5	0	2	1	0	0	3											
Marty Cordova, R (1, 7) OBP: 0.500, SLG: 0.944 Jolbert Cabrera, R (8, PR) OBP: 0.324, SLG: 0.324			G1-3		FC6-4					3	0	1	0	1	0	4											
Jacob Cruz, L (9, PH) OBP: 0.304, SLG: 0.286			G3 BB		G1-3	FC6-4		SH5-4 BB 1B		0	1	0	0	0	0	0											
Russell Branyan, L (1, 5) OBP: 0.295, SLG: 0.481		G3			G4-3	FC3-6 1B		1B SH5-4 BB		4	0	1	0	1	1	4											
Eddie Taubensee, L (1, 2) OBP: 0.313, SLG: 0.214 Einar Diaz, R (8, PH) OBP: 0.342, SLG: 0.441		G4-3				FC3-6 1B		SH5-4		3	0	1	0	0	0	2											
										1	0	1	1	0	0	0											
Inning Stats	R: 1 E: 0 K: 2 S: 14	H: 1 LOB: 1 BB: 1 P: 21	R: 0 E: 0 K: 0 S: 10	H: 0 LOB: 1 BB: 1 P: 15	R: 2 E: 1 K: 0 S: 12	H: 2 LOB: 2 BB: 1 P: 23	R: 0 E: 0 K: 0 S: 9	H: 1 LOB: 0 BB: 0 P: 13	R: 0 E: 0 K: 0 S: 16	H: 1 LOB: 2 BB: 1 P: 24	R: 0 E: 0 K: 0 S: 10	H: 2 LOB: 1 BB: 0 P: 14	R: 0 E: 0 K: 0 S: 8	H: 0 LOB: 1 BB: 1 P: 13	R: 1 E: 0 K: 1 S: 12	H: 2 LOB: 3 BB: 1 P: 19	R: 1 E: 0 K: 2 S: 15	H: 3 LOB: 3 BB: 1 P: 25	1B: 9 2B: 3 3B: 0 HR: 0	SF: 0 SAC: 1 DP: 0 HBP: 0	WP: 0 PB: 0 SB: 0 CS: 1	PA: 46					
PITCHER	IP	WLS	BF	H	R	ER	SO	BB	IBB	HBP	BLK	WP	HR	S	P	ERA	WHIP										
Steve Sparks, R (1, 1) ERA: 2.25	5.1		28	7	3	1	2	4	0	0	0	0	0	8	14	0.00	0.750										
Heath Murray, L (6, 1) ERA: 2.45	1.1		4	0	0	0	0	1	0	0	0	0	0	8	14	0.00	0.750										
Matt Anderson, R (7, 1) ERA: 25.07	0.1	H	3	1	1	1	0	1	0	0	0	0	0	6	10	27.00	6.000										
C.J. Nitkowski, L (8, 1) ERA: 5.87	1.1	L	6	2	1	1	2	0	0	0	0	0	0	15	23	6.75	1.500										
Todd Jones, R (9, 1) ERA: 6.0	0.1		4	2	0	0	1	1	0	0	0	0	0	8	13	0.00	9.000										

AB	33
R	4
H	9
RBI	4
BB	2
SO	8
LOB	14



AB	37
R	5
H	12
RBI	4
BB	7
SO	5
LOB	28



Batter	1	2	3	4	5	6	7	8	9	AB	R	H	RBI	BB	SO	LOB	TOP										
David Eckstein, R (1, 6) OBP: 0.424, SLG: 0.431										4	1	0	1	0	0	2	Anaheim Angels @ Cleveland Indians Jacobs Field, Cleveland, OH Tue Apr 24 2001, 7:05 PM EDT Att: 31,942 - Cloudy - 51 F										
Darin Erstad, L (1, 8) OBP: 0.310, SLG: 0.370										5	1	2	1	0	1	1											
Tim Salmon, R (1, 9) OBP: 0.301, SLG: 0.338										4	1	1	0	1	0	1											
16 Garret Anderson, L (1, 7) OBP: 0.306, SLG: 0.432										5	0	1	1	0	2	3											
Troy Glaus, R (1, 5) OBP: 0.322, SLG: 0.520										3	1	2	1	2	0	2											
Scott Spiezio, S (1, 10) OBP: 0.308, SLG: 0.294										5	1	1	0	0	1	5											
Wally Joyner, L (1, 3) OBP: 0.244, SLG: 0.317										3	1	1	2	2	1	2											
Bengie Molina, R (1, 2) OBP: 0.338, SLG: 0.322										2	1	1	0	2	1	0											
Adam Kennedy, L (1, 4) OBP: 0.278, SLG: 0.455										5	0	0	0	0	0	9											
Inning Stats	R: 2 E: 0 K: 1 S: 16	H: 2 LOB: 1 BB: 0 P: 23	R: 0 E: 0 K: 1 S: 12	H: 1 LOB: 1 BB: 0 P: 15	R: 0 E: 0 K: 1 S: 7	H: 0 LOB: 0 BB: 0 P: 9	R: 2 E: 0 K: 1 S: 15	H: 2 LOB: 0 BB: 0 P: 21	R: 0 E: 0 K: 0 S: 10	H: 0 LOB: 3 BB: 3 P: 23	R: 0 E: 0 K: 0 S: 14	H: 1 LOB: 2 BB: 1 P: 22	R: 2 E: 1 K: 0 S: 11	H: 1 LOB: 1 BB: 1 P: 18	R: 1 E: 0 K: 1 S: 10	H: 2 LOB: 3 BB: 2 P: 25	1B: 3 2B: 4 3B: 1 HR: 1	SF: 0 SAC: 1 DP: 0 HBP: 1	WP: 0 PB: 0 SB: 0 CS: 0	PA: 45							
PITCHER	IP	WLS	BF	H	R	ER	SO	BB	IBB	HBP	BLK	WP	HR	S	P	ERA	WHIP										
Bartolo Colon, R (1, 1) ERA: 4.0	6.1	L	30	6	4	4	5	4	0	1	0	0	1	76	114	5.68	1.579										
Rich Rodriguez, L (7, 1) ERA: 0.00	0.1		1	0	0	0	0	0	0	0	0	0	0	2	3	0.00	0.000										
Steve Reed, R (7, 1) ERA: 2.45	0.1		1	0	0	0	0	0	0	0	0	0	0	3	4	0.00	0.000										
Paul Shuey, R (8, 1) ERA: 3.38	1.0		6	1	2	0	0	1	0	0	0	0	0	11	18	0.00	2.000										
Ricardo Rincon, L (9, 1) ERA: 4.5	1.0		7	2	1	1	1	1	1	0	0	0	0	10	25	9.00	3.000										

Batter	1	2	3	4	5	6	7	8	9	AB	R	H	RBI	BB	SO	LOB	BOTTOM										
Kenny Lofton, L (1, 8) OBP: 0.333, SLG: 0.300										5	0	1	0	0	1	0	Anaheim Angels @ Cleveland Indians Jacobs Field, Cleveland, OH Tue Apr 24 2001, 7:05 PM EDT Att: 31,942 - Cloudy - 51 F										
Omar Vizquel, S (1, 6) OBP: 0.316, SLG: 0.261										4	1	1	0	0	2	1											
Roberto Alomar, S (1, 4) OBP: 0.390, SLG: 0.348										3	1	2	0	1	0	0											
Juan Gonzalez, R (1, 9) OBP: 0.388, SLG: 0.753										4	0	2	1	0	1	1											
Ellis Burks, R (1, 10) OBP: 0.373, SLG: 0.484										4	0	2	1	0	1	3											
Wil Cordero, R (1, 3) OBP: 0.439, SLG: 0.469										3	0	1	0	1	0	2											
Marty Cordova, R (1, 7) OBP: 0.406, SLG: 0.667										4	0	1	0	0	0	5											
Russell Branyan, L (1, 5) OBP: 0.288, SLG: 0.492									3	0	0	0	0	1	1	Anaheim Angels @ Cleveland Indians Jacobs Field, Cleveland, OH Tue Apr 24 2001, 7:05 PM EDT Att: 31,942 - Cloudy - 51 F											
Jolbert Cabrera, R (9, PH) OBP: 0.350, SLG: 0.351									1	0	0	0	0	0	0												
Einar Diaz, R (1, 2) OBP: 0.326, SLG: 0.375										4	0	0	0	0	0	1											
Inning Stats	R: 1 E: 0 K: 1 S: 12	H: 3 LOB: 2 BB: 0 P: 19	R: 0 E: 0 K: 1 S: 6	H: 1 LOB: 0 BB: 0 P: 12	R: 1 E: 0 K: 0 S: 13	H: 4 LOB: 3 BB: 1 P: 20	R: 0 E: 0 K: 0 S: 6	H: 0 LOB: 0 BB: 0 P: 7	R: 0 E: 0 K: 0 S: 8	H: 0 LOB: 0 BB: 0 P: 8	R: 0 E: 0 K: 1 S: 8	H: 0 LOB: 0 BB: 0 P: 9	R: 0 E: 0 K: 1 S: 12	H: 2 LOB: 2 BB: 0 P: 20	R: 0 E: 0 K: 1 S: 8	H: 0 LOB: 0 BB: 0 P: 9	1B: 8 2B: 3 3B: 0 HR: 0	SF: 0 SAC: 0 DP: 2 HBP: 0	WP: 0 PB: 0 SB: 0 CS: 0	PA: 37							
PITCHER	IP	WLS	BF	H	R	ER	SO	BB	IBB	HBP	BLK	WP	HR	S	P	ERA	WHIP										
Scott Schoeneweis, L (1, 1) ERA: 3.22	8.0	W	34	10	2	2	5	2	0	0	0	0	0	71	109	2.25	1.500										
Mike Holtz, L (9, 1) ERA: 2.25	1.0		3	0	0	0	1	0	0	0	0	0	0	8	9	0.00	0.000										

Batter	1	2	3	4	5	6	7	8	9	AB	R	H	RBI	BB	SO	LOB	TOP	
David Eckstein, R (1, 4) OBP: 0.403, SLG: 0.424	1-1 CI 2B 1B	0-0 P6			1-3 K			0-1 G6-3		4	1	1	0	0	1	1	Anaheim Angels @ Cleveland Indians Jacobs Field, Cleveland, OH Thu Apr 26 2001, 7:05 PM EDT Att: 29,427 - Sunny - 53 F	
Darin Erstad, L (1, 8) Wally Joyner, L (8, 3) OBP: 0.399, SLG: 0.356 OBP: 0.239, SLG: 0.310	1-2 CI 2B		0-1 HR 1B		3-1 G4-3			2-3 K		3	2	1	0	0	1	0		
Tim Salmon, R (1, 9) OBP: 0.319, SLG: 0.390	3-2 16 PB SF8 2B		0-0 HR		2-3 K			4-2 BB		3	2	2	4	1	1	0		
16 Garret Anderson, L (1, 7) OBP: 0.290, SLG: 0.404	1-3 K 2-3		1-1 F7		1-0 G3			0-3 K		4	0	0	0	0	2	2		
Troy Glaus, R (1, 5) OBP: 0.326, SLG: 0.506	0-1 SF8		0-2 G6-3		2-3 K			0-1 G4-6-3 1B		3	0	1	1	0	1	0		
Shawn Wooten, R (1, 3) Orlando Palmeiro, L (8, 7) OBP: 0.375, SLG: 0.739 OBP: 0.239, SLG: 0.316	3-0 F7		3-1 G5-3		2-3 K			0-0 B2		3	0	0	0	0	1	0		
Jose Fernandez, R (1, 10) Scott Spiezio, S (9, PH) OBP: 0.300, SLG: 0.286		0-1 G4-3		0-1 G4-3		4-2 CS BB		0-1 G4-6-3 1-2		2	0	0	0	1	0	0		
Bengie Molina, R (1, 2) OBP: 0.319, SLG: 0.292		3-2 F9		1-3 K		1-3 SAFE K		1-2 K		3	0	0	0	0	2	1		
Benji Gil, R (1, 6) OBP: 0.373, SLG: 0.540		1-1 2B		0-1 G1-3		1-0 F9				3	0	1	0	0	0	0		
Inning Stats	R: 3 E: 1 K: 15 S: 15	H: 2 LOB: 0 BB: 23	R: 0 E: 0 K: 8 S: 8	H: 1 LOB: 1 BB: 12	R: 2 E: 0 K: 10 S: 10	H: 2 LOB: 0 BB: 14	R: 0 E: 0 K: 7 S: 7	H: 0 LOB: 0 BB: 8	R: 0 E: 0 K: 2 S: 6	H: 0 LOB: 0 BB: 12	R: 0 E: 0 K: 15 S: 15	H: 0 LOB: 1 BB: 21	R: 0 E: 0 K: 0 S: 5	H: 1 LOB: 0 BB: 5	1B: 3 2B: 2 3B: 0 HR: 1	SF: 1 SAC: 0 DP: 1 HBP: 0	WP: 0 PB: 1 SB: 0 CS: 1	PA: 34
PITCHER	IP WLS BF H R ER SO BB IBB HBP BLK WP HR S P ERA WHIP																	
Chuck Finley, L (1, 1) ERA: 5.83	7.0	27	5	5	3	7	1	0	0	0	0	0	0	1	61	95	3.86	0.857
Paul Shuey, R (8, 1) ERA: 3.09	1.0	W	4	0	0	2	1	0	0	0	0	0	0	0	15	21	0.00	1.000
Bob Wickman, R (9, 1) ERA: 2.0	1.0	S	3	1	0	0	0	0	0	0	0	0	0	5	5	0.00	1.000	

Batter	1	2	3	4	5	6	7	8	9	AB	R	H	RBI	BB	SO	LOB	BOTTOM	
Kenny Lofton, L (1, 8) OBP: 0.353, SLG: 0.304				3-2 F8				0-0 2B		3	1	1	0	1	0	2	Anaheim Angels @ Cleveland Indians Jacobs Field, Cleveland, OH Thu Apr 26 2001, 7:05 PM EDT Att: 29,427 - Sunny - 53 F	
Omar Vizquel, S (1, 6) OBP: 0.295, SLG: 0.244	1-1 F9	1-1 P6			1-2 S 1B		2-3 K			4	0	1	0	0	1	2		
Roberto Alomar, S (1, 4) OBP: 0.376, SLG: 0.329	4-1 1B 2B BB	0-1 L7			2-2 F7		2-3 K			3	1	0	0	1	1	2		
Juan Gonzalez, R (1, 9) OBP: 0.409, SLG: 0.778	0-0 2B SF8 1B	1-3 K			3-3 K		1-2 K		1-2 HR	4	2	2	2	0	2	1		
Jim Thome, L (1, 3) OBP: 0.338, SLG: 0.397	0-2 1B 2B		1-0 1B		1-3 K			2-3 K		4	1	2	1	0	2	1		
Ellis Burks, R (1, 7) OBP: 0.373, SLG: 0.493	0-2 SF8		0-1 L4		0-1 G4-3			2-0 2B		3	0	1	1	0	0	0		
Marty Cordova, R (1, 10) OBP: 0.389, SLG: 0.618	3-0 E 1B 1B		2-1 G5-3		0-0 G1-3			1-3 K		4	1	1	1	0	1	1		
Russell Branyan, L (1, 5) Jobert Cabrera, R (9, 5) OBP: 0.272, SLG: 0.466 OBP: 0.350, SLG: 0.351	3-2 E9 1B			3-2 G4-3		1-2 G5-3		1-2 F7		4	0	0	0	0	2	0		
Eddie Taubensee, L (1, 2) OBP: 0.333, SLG: 0.273	3-2 1B			2-2 G4-3		0-3 K				3	0	1	1	0	1	0		
Inning Stats	R: 5 E: 1 K: 0 S: 21	H: 4 LOB: 2 BB: 2 P: 37	R: 0 E: 0 K: 1 S: 7	H: 0 LOB: 0 BB: 0 P: 9	R: 0 E: 0 K: 0 S: 5	H: 1 LOB: 0 BB: 0 P: 8	R: 0 E: 0 K: 0 S: 11	H: 0 LOB: 0 BB: 0 P: 19	R: 0 E: 0 K: 2 S: 15	H: 1 LOB: 1 BB: 0 P: 22	R: 0 E: 0 K: 3 S: 11	H: 0 LOB: 0 BB: 0 P: 15	R: 1 E: 0 K: 2 S: 14	H: 2 LOB: 1 BB: 0 P: 21	1B: 5 2B: 3 3B: 0 HR: 1	SF: 1 SAC: 0 DP: 0 HBP: 0	WP: 0 PB: 0 SB: 1 CS: 0	PA: 35
PITCHER	IP WLS BF H R ER SO BB IBB HBP BLK WP HR S P ERA WHIP																	
Pat Rapp, R (1, 1) ERA: 6.6	6.0	26	6	5	4	3	2	0	0	0	0	0	0	0	65	102	6.00	1.333
Mike Holz, L (7, 1) ERA: 1.86	1.0	4	1	0	0	3	0	0	0	0	0	0	0	11	15	0.00	1.000	
Shigetoshi Hasegawa, R (8, 1) ERA: 6.76	1.0	L	5	2	1	1	2	0	0	0	0	0	0	1	14	21	9.00	2.000

Batter	1	2	3	4	5	6	7	8	9	AB	R	H	RBI	BB	SO	LOB	TOP										
29 Rusty Greer, L (1, 7) OBP: 0.342, SLG: 0.576 Bo Porter, R (8, 9) OBP: 0.344, SLG: 0.400	G4-3		L3			G6-3	K			4	0	0	0	0	1	4	Texas Rangers @ Cleveland Indians Jacobs Field, Cleveland, OH Sun Apr 29 2001, 1:05 PM EDT Att: 40,132 - Sunny - 53 F										
Randy Velarde, R (1, 4) OBP: 0.400, SLG: 0.553	P4		K			G3		F8		4	0	0	0	0	1	1											
Alex Rodriguez, R (1, 6) OBP: 0.426, SLG: 0.602 Scott Sheldon, R (8, 6) OBP: 0.462, SLG: 0.615				E5 1B		K		G2-3		4	1	1	0	0	1	0											
Rafael Palmeiro, L (1, 10) OBP: 0.355, SLG: 0.467	K			G6-4-3 2H 1B			F7	F9		4	0	1	1	0	1	1											
Andres Galarraga, R (1, 3) OBP: 0.362, SLG: 0.511		K		G6-4-3 1-2			K		K	4	0	0	0	0	3	1											
Frank Catalanotto, L (1, 5) OBP: 0.316, SLG: 0.500	G6-3			K			1B 2B		G5-3	4	1	1	0	0	1	0											
Chad Curtis, R (1, 9) OBP: 0.394, SLG: 0.516	K				L6		BB 1B BB		G5-3	3	0	0	0	1	1	0											
Gabe Kapler, R (1, 8) OBP: 0.435, SLG: 0.571					F9		BB 1B			3	0	2	1	0	0	0											
Doug Mirabeli, R (1, 2) OBP: 0.200, SLG: 0.235			K			K				2	0	0	0	1	2	1											
Inning Stats	R: 0 E: 0 K: 1 S: 10	H: 1 LOB: 1 BB: 0 P: 17	R: 0 E: 0 K: 2 S: 8	H: 0 LOB: 0 BB: 0 P: 11	R: 0 E: 0 K: 2 S: 9	H: 1 LOB: 1 BB: 0 P: 13	R: 1 E: 1 K: 1 S: 10	H: 1 LOB: 0 BB: 0 P: 16	R: 0 E: 0 K: 1 S: 10	H: 0 LOB: 0 BB: 0 P: 14	R: 0 E: 0 K: 1 S: 9	H: 0 LOB: 0 BB: 0 P: 16	R: 1 E: 0 K: 2 S: 16	H: 2 LOB: 3 BB: 2 P: 31	R: 0 E: 0 K: 1 S: 6	H: 0 LOB: 0 BB: 0 P: 14		R: 0 E: 0 K: 1 S: 6	H: 0 LOB: 0 BB: 0 P: 7	1B: 3 2B: 2 3B: 0 HR: 0	SF: 0 SAC: 0 DP: 1 HBP: 0	WP: 0 PB: 0 SB: 0 CS: 0	PA: 34				
PITCHER	IP	WLS	BF	H	R	ER	SO	BB	IBB	HBP	BLK	WP	HR	S	P	ERA	WHIP										
Bartolo Colon, R (1, 1) ERA: 3.48	8.0	W	31	5	2	1	10	2	0	0	0	0	0	81	132	1.12	0.875										
Steve Reed, R (9, 1) ERA: 1.99	1.0		3	0	0	0	1	0	0	0	0	0	0	6	7	0.00	0.000										

Batter	1	2	3	4	5	6	7	8	9	AB	R	H	RBI	BB	SO	LOB	BOTTOM										
Kenny Lofton, L (1, 8) OBP: 0.364, SLG: 0.322	F8		BB 1B BB	FC5-4 1-2	L8			G3-1		4	1	0	0	1	0	3	Texas Rangers @ Cleveland Indians Jacobs Field, Cleveland, OH Sun Apr 29 2001, 1:05 PM EDT Att: 40,132 - Sunny - 53 F										
Omar Vizquel, S (1, 6) OBP: 0.287, SLG: 0.236	G5-3		BB 1B		1B 2B BB	G6-3		G3		4	2	1	1	1	0	0											
Roberto Alomar, S (1, 4) OBP: 0.374, SLG: 0.360 Russell Branyan, L (9, 5) OBP: 0.274, SLG: 0.453	G6-3		S 1B BB		2B HR 1B	G4-3		K		4	1	1	1	1	1	0											
Juan Gonzalez, R (1, 10) OBP: 0.416, SLG: 0.753		G5-3 1B	FC4-6 1B		HR 2B	F2				4	1	3	3	0	0	0											
Marty Cordova, R (1, 9) OBP: 0.447, SLG: 0.727	G5-3 SAFE		F8		HR 2B		G5-3 1B 2B			4	2	2	3	0	0	3											
Jim Thome, L (1, 3) OBP: 0.333, SLG: 0.364	F5		FC4-6 1-2 2-3		FC4-6 BB BB		G5-3 1B BB			2	0	0	0	2	0	2											
Wil Cordero, R (1, 7) OBP: 0.429, SLG: 0.433			1B 1B		FC5-4 1B		FC4-6 BB	G5-3		3	1	2	0	1	0	2											
Jolbert Cabrera, R (1, 5) OBP: 0.347, SLG: 0.333 (9, 4)			K		L7		FC4-6 1-2 2-3	K		4	0	0	0	0	2	6											
Eddie Taubensee, L (1, 2) OBP: 0.357, SLG: 0.308		1B BB 1B			P5		P6			4	1	2	1	0	0	3											
Inning Stats	R: 0 E: 0 K: 0 S: 6	H: 0 LOB: 0 BB: 0 P: 12	R: 0 E: 0 K: 0 S: 8	H: 1 LOB: 0 BB: 0 P: 15	R: 4 E: 0 K: 1 S: 24	H: 4 LOB: 2 BB: 2 P: 40	R: 0 E: 0 K: 0 S: 13	H: 1 LOB: 1 BB: 0 P: 18	R: 4 E: 0 K: 0 S: 14	H: 3 LOB: 2 BB: 3 P: 31	R: 0 E: 0 K: 0 S: 6	H: 0 LOB: 0 BB: 0 P: 9	R: 1 E: 0 K: 1 S: 10	H: 2 LOB: 2 BB: 1 P: 19	R: 0 E: 0 K: 1 S: 7	H: 0 LOB: 0 BB: 0 P: 7		1B: 8 2B: 2 3B: 0 HR: 1	SF: 0 SAC: 0 DP: 0 HBP: 0	WP: 0 PB: 0 SB: 1 CS: 0	PA: 39						
PITCHER	IP	WLS	BF	H	R	ER	SO	BB	IBB	HBP	BLK	WP	HR	S	P	ERA	WHIP										
Doug Davis, L (1, 1) ERA: 6.49	4.0	L	21	7	6	6	1	3	0	0	0	0	0	57	95	13.50	2.500										
R.A. Dickey, R (5, 1) ERA: 6.0	2.0		10	2	2	2	0	2	0	0	0	0	1	14	30	9.00	2.000										
Ryan Glynn, R (7, 1) ERA: 11.09	2.0		8	2	1	1	2	1	0	0	0	0	0	17	26	4.50	1.500										

AB	32
R	2
H	5
RBI	2
BB	2
SO	11
LOB	8



AB	33
R	9
H	11
RBI	9
BB	6
SO	3
LOB	19



Batter	1	2	3	4	5	6	7	8	9	AB	R	H	RBI	BB	SO	LOB	TOP										
Kenny Lofton, L (1, 8) OBP: 0.371, SLG: 0.311 Jacob Cruz, L (8, PH) OBP: 0.250, SLG: 0.231										2	1	0	0	2	0	0	Cleveland Indians @ Kansas City Royals Kauffman Stadium, Kansas City, MO Tue May 01 2001, 7:05 PM CDT Att: 14,512 - Sunny - 81 F										
Omar Vizquel, S (1, 6) OBP: 0.292, SLG: 0.255										5	1	2	1	0	0	1											
Roberto Alomar, S (1, 4) OBP: 0.373, SLG: 0.360 Jolbert Cabrera, R (8, PH) OBP: 0.340, SLG: 0.326										3	1	1	0	0	0	1											
Juan Gonzalez, R (1, 9) OBP: 0.410, SLG: 0.771 Wil Cordero, R (8, 7) OBP: 0.423, SLG: 0.426										3	1	1	3	0	1	1											
Jim Thome, L (1, 3) OBP: 0.349, SLG: 0.377										3	2	1	0	2	1	0											
Ellis Burks, R (1, 10) OBP: 0.371, SLG: 0.512										4	2	1	2	1	1	2											
Marty Cordova, R (1, 7) OBP: 0.451, SLG: 0.771										4	2	2	3	0	1	0											
Russell Branyan, L (1, 5) OBP: 0.284, SLG: 0.494										4	2	2	1	0	2	0											
Eddie Taubensee, L (1, 2) OBP: 0.344, SLG: 0.400										4	1	1	3	0	0	0											
Inning Stats	R: 4 E: 0 K: 0 S: 19	H: 2 LOB: 0 BB: 2 P: 35	R: 0 E: 0 K: 1 S: 7	H: 0 LOB: 0 BB: 0 P: 8	R: 0 E: 0 K: 0 S: 5	H: 0 LOB: 0 BB: 0 P: 7	R: 3 E: 0 K: 1 S: 10	H: 3 LOB: 2 BB: 1 P: 18	R: 0 E: 0 K: 1 S: 8	H: 1 LOB: 0 BB: 0 P: 18	R: 0 E: 0 K: 2 S: 10	H: 0 LOB: 0 BB: 0 P: 13	R: 6 E: 0 K: 0 S: 16	H: 5 LOB: 2 BB: 2 P: 31	R: 0 E: 0 K: 1 S: 7	H: 0 LOB: 0 BB: 0 P: 12		R: 0 E: 0 K: 1 S: 7	H: 0 LOB: 0 BB: 0 P: 12	1B: 4 2B: 2 3B: 0 HR: 5	SF: 1 SAC: 1 DP: 1 HBP: 0	WP: 1 PB: 0 SB: 1 CS: 0	PA: 42				
PITCHER	IP	WLS	BF	H	R	ER	SO	BB	IBB	HBP	BLK	WP	HR	S	P	ERA	WHIP										
Chad Durbin, R (1, 1) ERA: 15.75	4.0	L	19	5	7	7	2	2	0	0	0	0	2	41	68	15.75	1.750										
Blake Stein, R (5, 1) ERA: 8.31	2.2		13	4	3	3	3	1	1	0	0	0	1	27	49	10.12	1.875										
Doug Henry, R (7, 1) ERA: 5.52	2.1		10	2	3	3	1	1	0	0	0	1	2	21	37	11.57	1.286										

Batter	1	2	3	4	5	6	7	8	9	AB	R	H	RBI	BB	SO	LOB	BOTTOM										
Luis Altea, S (1, 4) OBP: 0.222, SLG: 0.192										4	0	1	0	0	0	2	Cleveland Indians @ Kansas City Royals Kauffman Stadium, Kansas City, MO Tue May 01 2001, 7:05 PM CDT Att: 14,512 - Sunny - 81 F										
Rey Sanchez, R (1, 6) OBP: 0.258, SLG: 0.302										4	1	2	1	0	0	0											
Mark Quinn, R (1, 7) OBP: 0.333, SLG: 0.633										4	0	0	0	0	1	4											
Jermaine Dye, R (1, 9) OBP: 0.310, SLG: 0.452 Raul Ibanez, L (8, 9) OBP: 0.250, SLG: 0.211										3	0	2	0	0	0	0											
29 Mike Sweeney, R (1, 10) OBP: 0.360, SLG: 0.566										3	0	0	1	0	1	1											
Joe Randa, R (1, 5) OBP: 0.295, SLG: 0.280 Luis Ordez, R (8, 4) OBP: 0.360, SLG: 0.333										3	0	0	0	0	0	1											
Dave McCarty, R (1, 3) OBP: 0.317, SLG: 0.294										4	0	0	0	0	0	0											
Dee Brown, L (1, 8) OBP: 0.366, SLG: 0.431										2	1	2	0	1	0	0											
Héctor Ortiz, R (1, 2) OBP: 0.304, SLG: 0.286										3	0	0	0	0	1	3											
Inning Stats	R: 0 E: 0 K: 0 S: 7	H: 0 LOB: 0 BB: 0 P: 10	R: 0 E: 0 K: 0 S: 5	H: 1 LOB: 0 BB: 0 P: 10	R: 0 E: 0 K: 0 S: 9	H: 0 LOB: 1 BB: 1 P: 16	R: 1 E: 1 K: 0 S: 13	H: 1 LOB: 1 BB: 0 P: 20	R: 1 E: 0 K: 2 S: 16	H: 3 LOB: 2 BB: 0 P: 20	R: 0 E: 0 K: 1 S: 5	H: 0 LOB: 0 BB: 0 P: 10	R: 0 E: 0 K: 0 S: 11	H: 1 LOB: 1 BB: 0 P: 16	R: 0 E: 0 K: 1 S: 5	H: 1 LOB: 0 BB: 0 P: 6		R: 0 E: 0 K: 0 S: 7	H: 0 LOB: 0 BB: 0 P: 10	1B: 6 2B: 1 3B: 0 HR: 0	SF: 1 SAC: 0 DP: 2 HBP: 0	WP: 0 PB: 0 SB: 0 CS: 0	PA: 34				
PITCHER	IP	WLS	BF	H	R	ER	SO	BB	IBB	HBP	BLK	WP	HR	S	P	ERA	WHIP										
Chuck Finley, L (1, 1) ERA: 4.95	7.0		28	6	2	1	3	1	0	0	0	0	0	5	6	0.00	1.000										
Paul Shuey, R (8, 1) ERA: 2.84	1.0		3	1	0	0	1	0	0	0	0	0	0	5	6	0.00	1.000										
Justin Speier, R (9, 1) ERA: 6.75	1.0		3	0	0	0	0	0	0	0	0	0	0	7	10	0.00	0.000										



Batter	1	2	3	4	5	6	7	8	9	AB	R	H	RBI	BB	SO	LOB	TOP					
Kenny Lofton, L OBP: 0.373, SLG: 0.318	F5	FC6-4		E1		G1-3			E3	5	2	2	1	0	0	0	Cleveland Indians @ Kansas City Royals Kauffman Stadium, Kansas City, MO Wed May 02 2001, 7:05 PM CDT Att: 13,401 - Overcast - 78 F					
Omar Vizquel, S OBP: 0.297, SLG: 0.255	1B	FC6-4		BB		L7			G4-3	4	1	1	0	1	0	3						
Roberto Alomar, S OBP: 0.393, SLG: 0.383	BB			HR					F8	5	2	4	1	0	0	0						
Juan Gonzalez, R OBP: 0.409, SLG: 0.755	SF8			P3					F8	2	0	0	2	2	0	2						
Jim Thome, L OBP: 0.352, SLG: 0.370	3-H			F2					F8	4	0	1	1	1	0	5						
Ellis Burks, R OBP: 0.353, SLG: 0.483	G6-3			K					FC5-4	5	1	0	0	0	3	4						
Marty Cordova, R OBP: 0.473, SLG: 0.827				HR					F9	4	1	3	3	0	0	0						
Russell Branyan, L OBP: 0.272, SLG: 0.470 Jolbert Cabrera, R OBP: 0.340, SLG: 0.326	L8			F8					K	4	0	0	0	0	2	2						
Eddie Taubensee, L OBP: 0.333, SLG: 0.412	F7			G4-3					G1-3	4	1	1	0	0	0	1						
Inning Stats	R: 1 E: 0 K: 0 S: 14	H: 2 LOB: 2 BB: 1 P: 23	R: 0 E: 0 K: 0 S: 9	H: 2 LOB: 2 BB: 0 P: 14	R: 3 E: 0 K: 1 S: 11	H: 2 LOB: 0 BB: 0 P: 21	R: 1 E: 1 K: 0 S: 17	H: 1 LOB: 2 BB: 2 P: 29	R: 0 E: 0 K: 2 S: 13	H: 1 LOB: 1 BB: 0 P: 22	R: 0 E: 0 K: 0 S: 4	H: 0 LOB: 0 BB: 1 P: 8	R: 0 E: 0 K: 2 S: 6	H: 0 LOB: 0 BB: 1 P: 15	R: 0 E: 0 K: 2 S: 9	H: 0 LOB: 0 BB: 0 P: 12	R: 3 E: 1 K: 0 S: 15	H: 4 LOB: 1 BB: 0 P: 23	1B: 10 2B: 2 3B: 0 HR: 1	SF: 1 SAC: 0 DP: 3 HBP: 0	WP: 0 PB: 1 CS: 1	PA: 42
PITCHER	IP	WLS	BF	H	R	ER	SO	BB	IBB	HBP	BLK	WP	HR	S	P	ERA	WHIP					
Mac Suzuki, R ERA: 2.17	(1, 1)	4.0	L	23	7	5	1	1	3	0	0	0	0	1	51	87	2.25	2.500				
Jose Santiago, R ERA: 5.17	(5, 1)	3.0		9	1	0	0	2	1	0	0	0	0	0	23	45	0.00	0.667				
Cory Bailey, R ERA: 3.6	(8, 1)	1.0		5	2	2	2	0	0	0	0	0	0	14	19	18.00	2.000					
Roberto Hernandez, R ERA: 8.53	(9, 1)	0.2		3	1	0	0	0	0	0	0	0	0	6	10	0.00	1.500					
55 Tony Cogan, L ERA: 6.23	(9, 1)	0.1		2	1	1	1	0	0	0	0	0	0	4	6	27.00	3.000					

Batter	1	2	3	4	5	6	7	8	9	AB	R	H	RBI	BB	SO	LOB	BOTTOM					
Carlos Beltrán, S OBP: 0.347, SLG: 0.371	G3		K			G6-3			1B	3	1	1	0	1	1	0	Cleveland Indians @ Kansas City Royals Kauffman Stadium, Kansas City, MO Wed May 02 2001, 7:05 PM CDT Att: 13,401 - Overcast - 78 F					
Rey Sanchez, R OBP: 0.258, SLG: 0.300	G3-1				G4-3	G6-3			2B	4	1	1	0	0	0	2						
Mark Quinn, R OBP: 0.339, SLG: 0.637	K			G4-3		K			2B	4	0	2	2	0	2	2						
Jermaine Dye, R OBP: 0.317, SLG: 0.479				G4-3		L7			2B	3	1	1	1	1	0	3						
29 Mike Sweeney, R OBP: 0.356, SLG: 0.563				G4-3		G6-3			BB	4	1	1	0	0	0	3						
Joe Randa, R OBP: 0.254, SLG: 0.279				G5-3		G4-3			K	4	0	1	0	0	1	2						
Dave McCarty, R OBP: 0.295, SLG: 0.270 Raul Ibanez, L OBP: 0.238, SLG: 0.200	F9			G5-3		P4			K	3	0	0	0	0	1	2						
Luis Alicea, S OBP: 0.224, SLG: 0.196				G5-3		G6-4-3			F9	4	0	1	1	0	0	1						
A.J. Hinch, R OBP: 0.143, SLG: 0.222 Dee Brown, L OBP: 0.361, SLG: 0.424 Héctor Ortiz, R OBP: 0.300, SLG: 0.281	F9			F9		G6-3			G3-1	2	0	1	0	0	0	0						
Inning Stats	R: 0 E: 0 K: 1 S: 9	H: 0 LOB: 0 BB: 0 P: 11	R: 1 E: 0 K: 0 S: 8	H: 1 LOB: 0 BB: 0 P: 14	R: 0 E: 0 K: 1 S: 6	H: 0 LOB: 0 BB: 0 P: 7	R: 0 E: 0 K: 0 S: 13	H: 1 LOB: 1 BB: 0 P: 20	R: 0 E: 0 K: 1 S: 7	H: 1 LOB: 1 BB: 0 P: 9	R: 0 E: 0 K: 1 S: 17	H: 1 LOB: 2 BB: 1 P: 27	R: 1 E: 0 K: 2 S: 16	H: 2 LOB: 1 BB: 0 P: 21	R: 2 E: 0 K: 1 S: 13	H: 3 LOB: 1 BB: 1 P: 20	R: 0 E: 0 K: 1 S: 9	H: 0 LOB: 0 BB: 0 P: 14	1B: 6 2B: 2 3B: 0 HR: 1	SF: 0 SAC: 0 DP: 2 HBP: 0	WP: 0 PB: 0 CS: 0	PA: 36
PITCHER	IP	WLS	BF	H	R	ER	SO	BB	IBB	HBP	BLK	WP	HR	S	P	ERA	WHIP					
CC Sabathia, L ERA: 4.05	(1, 1)	5.0	W	19	4	1	1	2	1	0	0	0	0	11	15	0.00	0.000					
Steve Reed, R ERA: 1.46	(6, 1)	1.0	H	3	0	0	0	1	0	0	0	0	0	11	15	0.00	0.000					
Steve Karsay, R ERA: 1.8	(7, 1)	1.0	H	8	5	3	3	2	0	0	0	0	0	23	31	27.00	5.000					
Paul Shuey, R ERA: 2.83	(8, 1)	1.0		3	0	0	0	1	1	0	0	0	0	6	10	0.00	1.000					
Bob Wickman, R ERA: 2.45	(9, 1)	1.0		3	0	0	0	1	0	0	0	0	0	9	14	0.00	0.000					



Batter	1	2	3	4	5	6	7	8	9	AB	R	H	RBI	BB	SO	LOB	TOP										
Kenny Lofton, L OBP: 0.388, SLG: 0.387 (1, 8)	F7		1B FC5-4	G4-3		BB WP 1B	SF9			4	1	2	1	0	0	1	Cleveland Indians @ Tampa Bay Devil Rays Tropicana Field, St. Petersburg, FL Fri May 04 2001, 7:15 PM EDT Att: 14,287 - Dome - 72 F livebaseballscorecards.com										
Omar Vizquel, S OBP: 0.331, SLG: 0.279 (1, 6)	K		FC5-4 1B HR			BB BB	F8			3	1	1	0	2	1	1											
Roberto Alomar, S OBP: 0.385, SLG: 0.373 (1, 4)	E6		FC5-4 1B	CS	4-1 1B 2B BB	L5		FC6-4 1B		4	1	2	0	1	0	2											
Juan Gonzalez, R OBP: 0.400, SLG: 0.722 (1, 9)	F2		FC5-4 HR		F8	F7		K		5	1	0	1	0	1	7											
Jim Thome, L OBP: 0.356, SLG: 0.378 (1, 3)		2-2 2B	K		2B G4-3 1B			K		4	1	2	0	1	2	3											
Ellis Burks, R OBP: 0.355, SLG: 0.521 (1, 7)	G6-3	0-1 2B	HR		G4-3 2B	F8		FC6-4		5	2	2	4	0	0	5											
Marty Cordova, R OBP: 0.462, SLG: 0.754 (1, 10)	G5-3	0-0 2B	F8		G4-3		FC3-6 1B SF9	G6-4-3 1B		5	1	2	1	0	0	2											
Russell Branyan, L OBP: 0.297, SLG: 0.489 Jolbert Cabrera, R OBP: 0.333, SLG: 0.319 (1, 5) (9, 5)		4-1 BB		G4-3 2B			FC3-6 1B	K		4	0	3	1	1	1	1											
Eddie Taubensee, L OBP: 0.289, SLG: 0.349 (1, 2)	F8	0-0 3B		K	F7		FC3-6 WP	G6-4-3		5	0	0	0	0	1	7											
Inning Stats	R: 0 E: 1 K: 1 S: 10	H: 0 LOB: 1 BB: 0 P: 15	R: 0 E: 0 K: 0 S: 8	H: 1 LOB: 2 BB: 1 P: 14	R: 4 E: 0 K: 1 S: 12	H: 4 LOB: 0 BB: 0 P: 16	R: 0 E: 0 K: 1 S: 11	H: 1 LOB: 1 BB: 1 P: 19	R: 3 E: 0 K: 0 S: 11	H: 3 LOB: 1 BB: 1 P: 17	R: 0 E: 0 K: 0 S: 12	H: 1 LOB: 3 BB: 2 P: 27	R: 1 E: 0 K: 0 S: 11	H: 2 LOB: 1 BB: 0 P: 15	R: 0 E: 0 K: 2 S: 10	H: 1 LOB: 0 BB: 0 P: 17	R: 0 E: 0 K: 1 S: 11	H: 1 LOB: 0 BB: 0 P: 16	1B: 9 2B: 4 3B: 0 HR: 1	SF: 1 SAC: 0 DP: 1 HBP: 0	WP: 2 PB: 0 SB: 0 CS: 0	PA: 46					
PITCHER	IP	WLS	BF	H	R	ER	SO	BB	IBB	HBP	BLK	WP	HR	S	P	ERA	WHIP										
Albie Lopez, R ERA: 3.6 (1, 1)	5.0	L	27	9	7	7	3	3	0	0	0	0	1	52	81	12.60	2.400										
Brian Rose, R ERA: 3.52 (6, 1)	2.0		11	3	1	1	0	2	0	0	0	2	0	23	42	4.50	2.500										
Jeff Wallace, L ERA: (8, 1)	1.0		4	1	0	0	2	0	0	0	0	0	0	10	17	0.00	1.000										
Doug Creek, L ERA: 2.63 (9, 1)	1.0		3	1	0	0	1	0	0	0	0	0	0	11	16	0.00	1.000										

Batter	1	2	3	4	5	6	7	8	9	AB	R	H	RBI	BB	SO	LOB	BOTTOM										
Gerald Williams, R OBP: 0.287, SLG: 0.380 (1, 8)	G5-3		G4-3	K		K		3B 1B		5	1	1	1	0	2	2	Cleveland Indians @ Tampa Bay Devil Rays Tropicana Field, St. Petersburg, FL Fri May 04 2001, 7:15 PM EDT Att: 14,287 - Dome - 72 F livebaseballscorecards.com										
Russ Johnson, R OBP: 0.422, SLG: 0.539 (1, 4)		4-2 BB	K		F9		F9	3B 1B		4	0	1	1	1	1	0											
Ben Grieve, L OBP: 0.353, SLG: 0.354 (1, 7)	K		1B 2B		F7			K		4	1	1	0	1	2	2											
Greg Vaughn, R OBP: 0.323, SLG: 0.381 (1, 10)	P6		1B BB				BB	K		4	0	1	0	1	2	3											
Fred McGriff, L OBP: 0.303, SLG: 0.398 (1, 3)		0-0 F9	1-2 1B		K		G3-1		G4-6-3 1B	5	0	2	1	0	1	2											
Aubrey Huff, L OBP: 0.182, SLG: 0.424 (1, 5)	G6-3 2B	2-0 2B	G4-3			HR		2B 1B	G4-6-3 1B	5	2	3	1	0	0	3											
Randy Winn, S OBP: 0.440, SLG: 0.667 (1, 9)	G6-3	2-2 2B		G1-3			G6-4-3 1B	2B G4-3 BB	G4-3	4	1	1	0	1	0	1											
John Flaherty, R OBP: 0.256, SLG: 0.333 (1, 2)		4-0 BB					G6-4-3	G4-3 1B 2B		3	1	2	1	1	0	1											
Felix Martinez, S OBP: 0.309, SLG: 0.330 (1, 6)	F7	0-0 3B		K			PB 1B	G4-3		4	0	1	1	0	1	4											
Inning Stats	R: 0 E: 0 K: 1 S: 9	H: 0 LOB: 1 BB: 1 P: 18	R: 0 E: 0 K: 0 S: 6	H: 1 LOB: 2 BB: 1 P: 14	R: 1 E: 0 K: 1 S: 10	H: 2 LOB: 1 BB: 1 P: 18	R: 0 E: 0 K: 2 S: 11	H: 1 LOB: 0 BB: 0 P: 19	R: 0 E: 0 K: 1 S: 12	H: 1 LOB: 1 BB: 0 P: 16	R: 1 E: 0 K: 1 S: 9	H: 3 LOB: 1 BB: 0 P: 16	R: 0 E: 0 K: 1 S: 10	H: 0 LOB: 1 BB: 1 P: 18	R: 4 E: 0 K: 2 S: 23	H: 4 LOB: 1 BB: 1 P: 35	R: 0 E: 0 K: 0 S: 8	H: 1 LOB: 0 BB: 0 P: 16	1B: 8 2B: 3 3B: 1 HR: 1	SF: 0 SAC: 0 DP: 2 HBP: 0	WP: 0 PB: 1 SB: 0 CS: 0	PA: 43					
PITCHER	IP	WLS	BF	H	R	ER	SO	BB	IBB	HBP	BLK	WP	HR	S	P	ERA	WHIP										
Bartolo Colon, R ERA: 3.38 (1, 1)	6.2	W	31	8	2	2	7	4	0	0	0	0	0	8	15	54.00	6.000										
Ricardo Rincon, L ERA: 7.71 (7, 1)	0.1		3	1	2	2	0	1	0	0	0	0	0	7	9	54.00	9.000										
Steve Reed, R ERA: 2.84 (8, 1)	0.1	H	4	3	2	2	0	0	0	0	0	0	0	5	7	0.00	0.000										
Rich Rodriguez, L ERA: (8, 1)	0.1	S	4	1	0	0	1	0	0	0	0	0	0	5	7	0.00	0.000										
Paul Shuey, R ERA: 2.4 (8, 1)	1.1		4	1	0	0	1	0	0	0	0	0	0	13	23	0.00	0.750										

Batter	1	2	3	4	5	6	7	8	9	AB	R	H	RBI	BB	SO	LOB	TOP		
Kenny Lofton, L OBP: 0.375, SLG: 0.372 (1, 8)	L7		S		F7		K	1-3 2-H	F9	6	0	2	1	0	1	4	Cleveland Indians @ Tampa Bay Devil Rays Tropicana Field, St. Petersburg, FL Sun May 06 2001, 1:15 PM EDT Att: 17,759 - Dome - 72 F livebaseballscorecards.com		
Omar Vizquel, S OBP: 0.336, SLG: 0.310 (1, 6)	F9		F8		G3-1			BB	G4-3	4	1	0	0	1	0	3			
Roberto Alomar, S OBP: 0.389, SLG: 0.400 (1, 4)	G6-3				2B			2B	1B	5	3	3	0	0	0	0			
Juan Gonzalez, R OBP: 0.408, SLG: 0.707 (1, 10)		F8		F9		FC3-6 BB		2B	1B	3	2	1	0	2	0	1			
Jim Thome, L OBP: 0.351, SLG: 0.374 (1, 3)				2B		FC3-6 WP		K	K	5	0	2	1	0	2	6			
Marty Cordova, R OBP: 0.446, SLG: 0.714 (1, 7)		F3		G6-3		G6-3		BB	1B	5	2	2	3	0	0	3			
Jacob Cruz, L OBP: 0.273, SLG: 0.207 (1, 9)				F7				BB	1B	3	1	0	0	0	2	2			
Russell Branyan, L OBP: 0.303, SLG: 0.521 (8, PR)								1B	BB	3	0	1	1	1	1	0			
Jolbert Cabrera, R OBP: 0.356, SLG: 0.333 (8, 5)					2B			1B	BB	1	1	1	1	0	0	0			
Einar Diaz, R OBP: 0.394, SLG: 0.474 (1, 2)			F8		G6-3			1B	FC5-4	4	0	1	3	0	0	3			
Inning Stats	R: 0 E: 0 K: 0 S: 7	H: 0 LOB: 0 BB: 0 P: 13	R: 0 E: 0 K: 1 S: 11	H: 1 LOB: 1 BB: 0 P: 18	R: 0 E: 0 K: 1 S: 10	H: 1 LOB: 1 BB: 0 P: 14	R: 1 E: 0 K: 0 S: 13	H: 2 LOB: 1 BB: 0 P: 20	R: 0 E: 0 K: 0 S: 5	H: 0 LOB: 1 BB: 1 P: 14	R: 0 E: 0 K: 2 S: 11	H: 0 LOB: 1 BB: 0 P: 17	R: 6 E: 0 K: 1 S: 15	H: 4 LOB: 1 BB: 3 P: 35	R: 3 E: 0 K: 1 S: 14	H: 4 LOB: 2 BB: 0 P: 25	1B: 8 2B: 5 3B: 0 HR: 0	SF: 0 SAC: 0 DP: 0 HBP: 3	WP: 1 PA: 46 PB: 0 SB: 1 CS: 0
PITCHER	IP	WLS	BF	H	R	ER	SO	BB	IBB	HBP	BLK	WP	HR	S	P	ERA	WHIP		
Bryan Rekar, R ERA: 4.32 (1, 1)	7.0		28	5	1	1	4	1	0	1	0	1	0	63	103	1.29	0.857		
Doug Creek, L ERA: 4.5 (8, 1)	0.1	L	4	1	3	3	1	1	1	0	0	0	0	7	17	81.00	6.000		
Ryan Rupe, R ERA: 7.47 (9, 1)	1.0		12	7	6	6	1	1	0	2	0	0	0	18	34	54.00	8.000		
Mike Judd, R ERA: 3.44 (8, 1)	0.2		2	0	0	0	0	0	0	0	0	0	0	4	9	0.00	0.000		

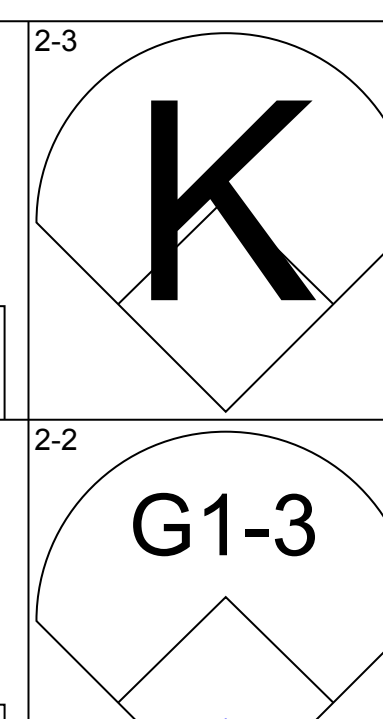
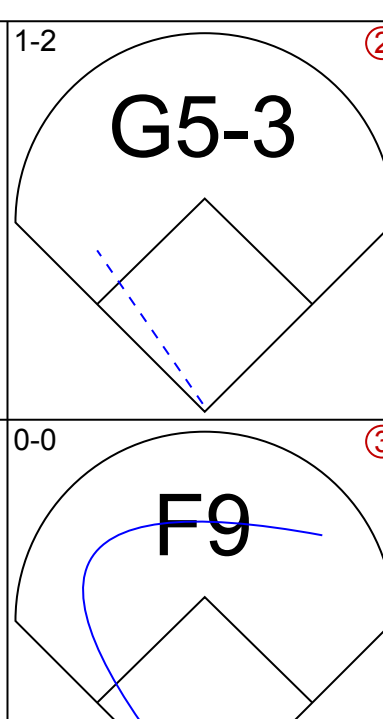
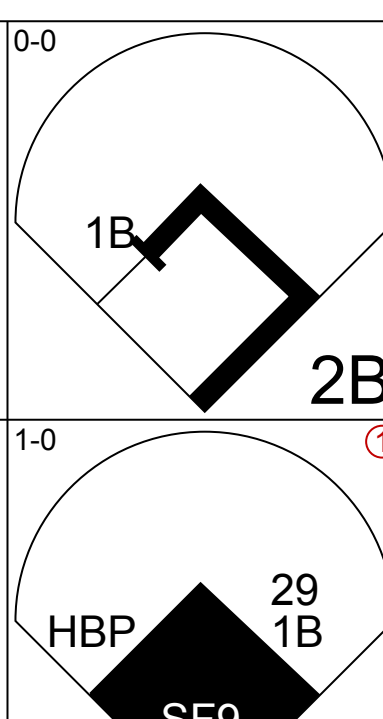
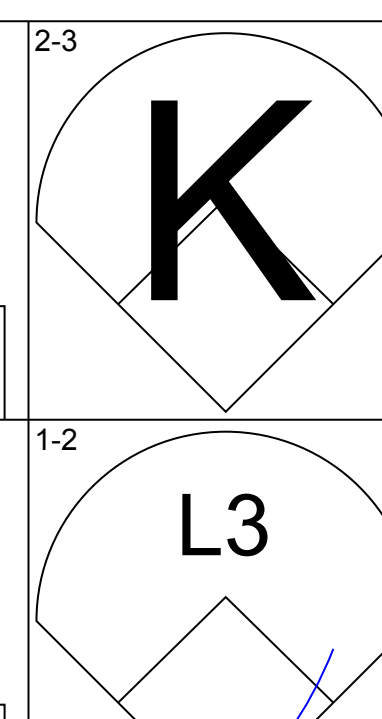
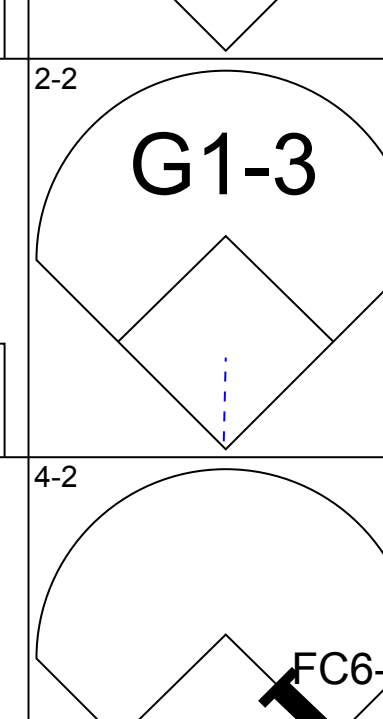
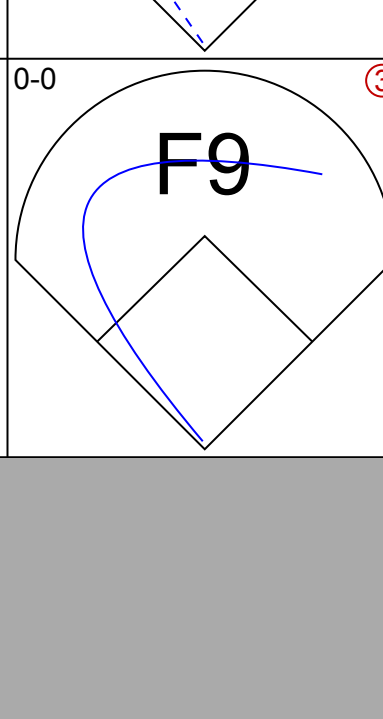
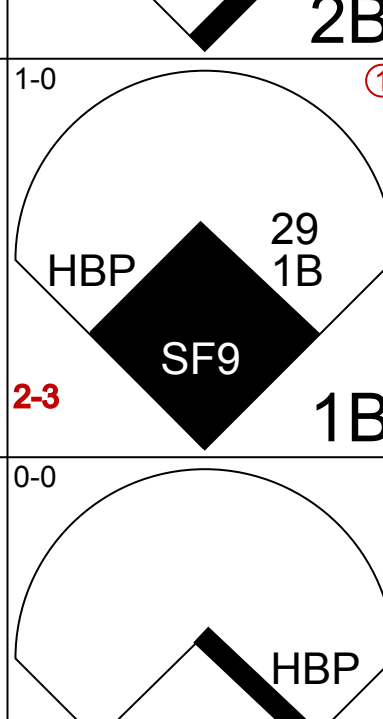
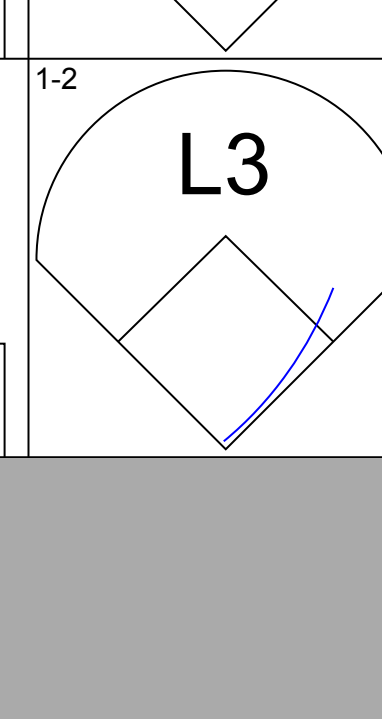
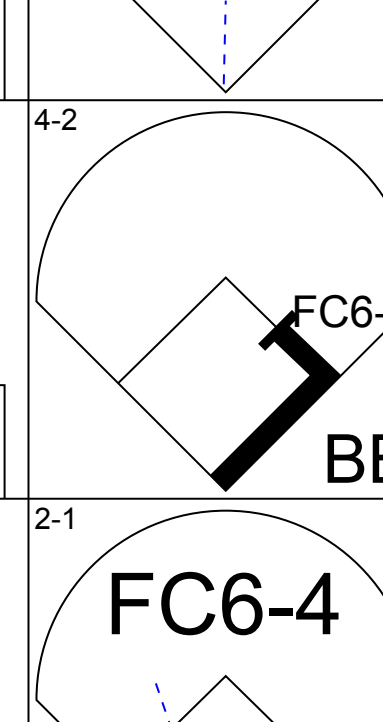
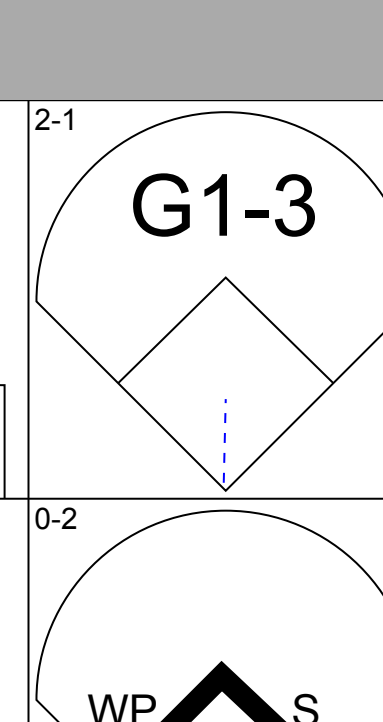
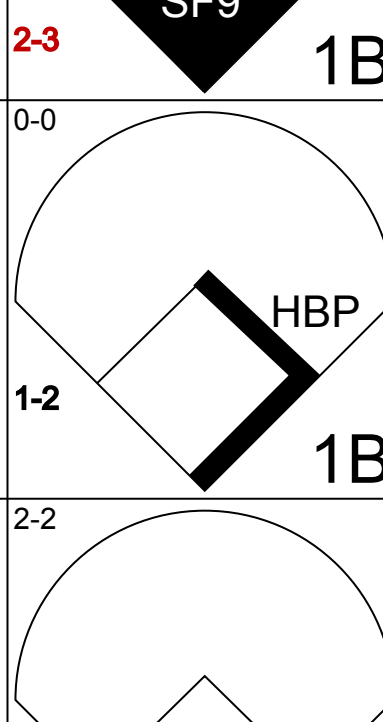
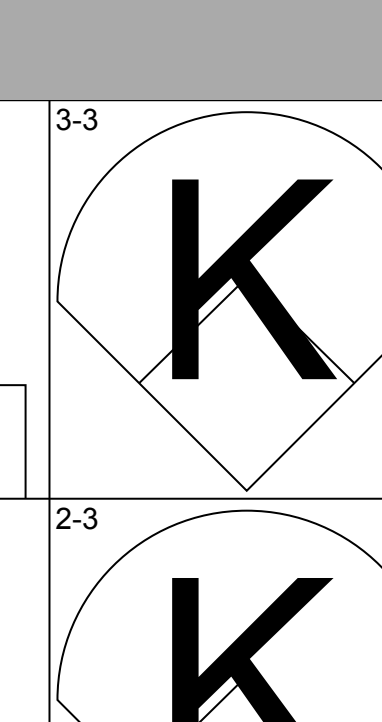
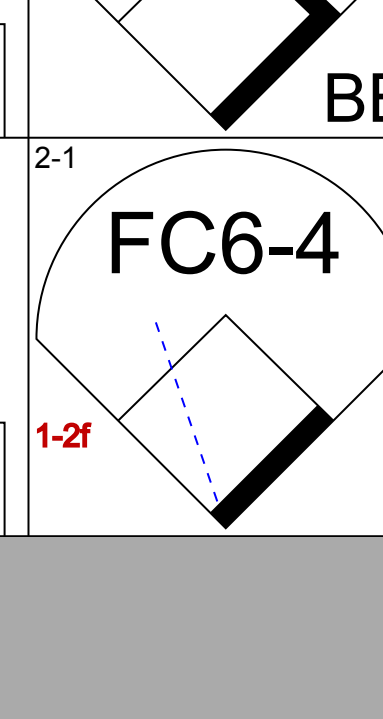
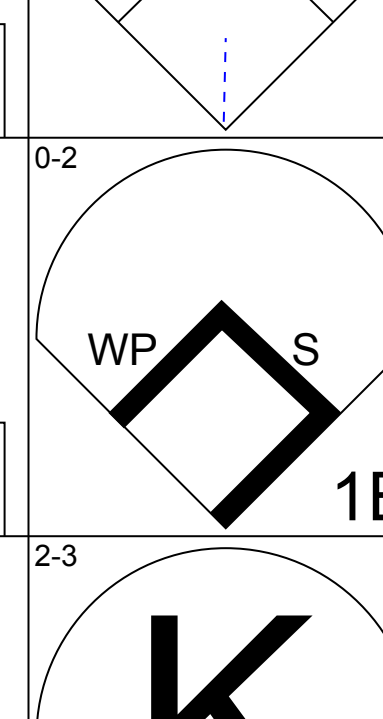
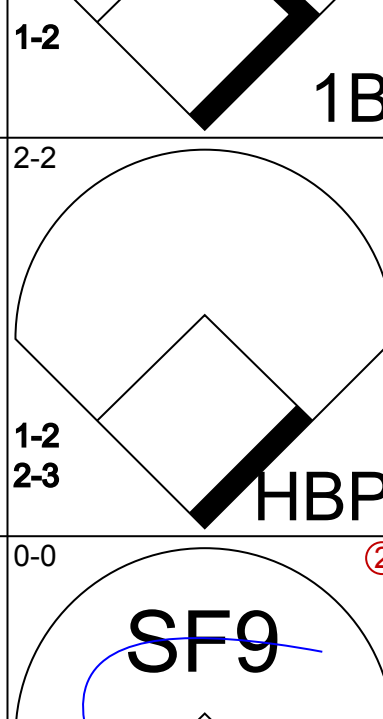
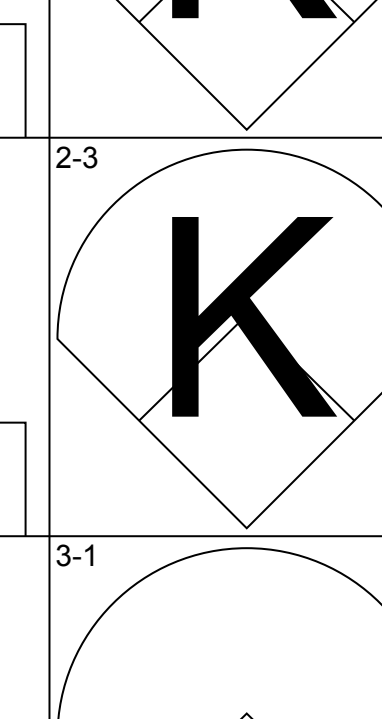
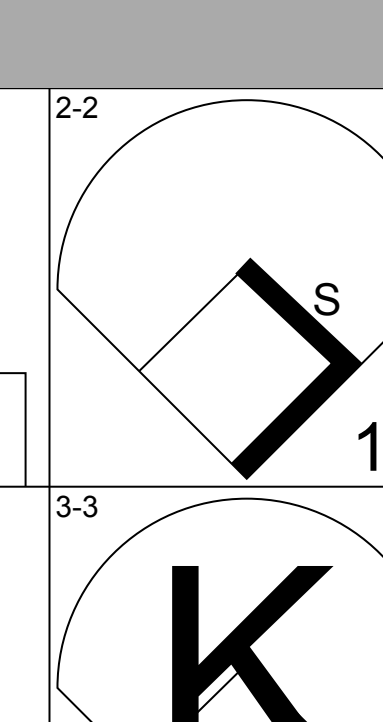
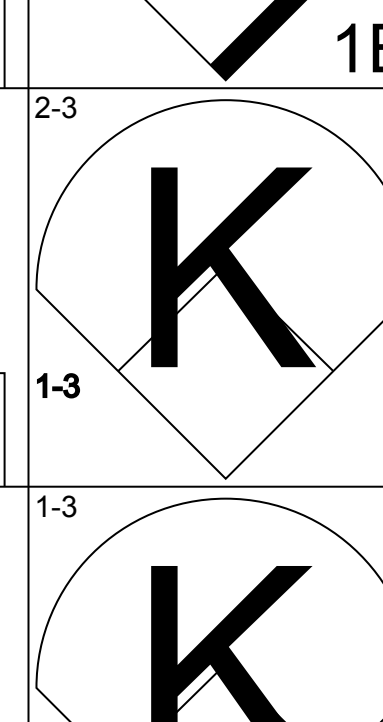
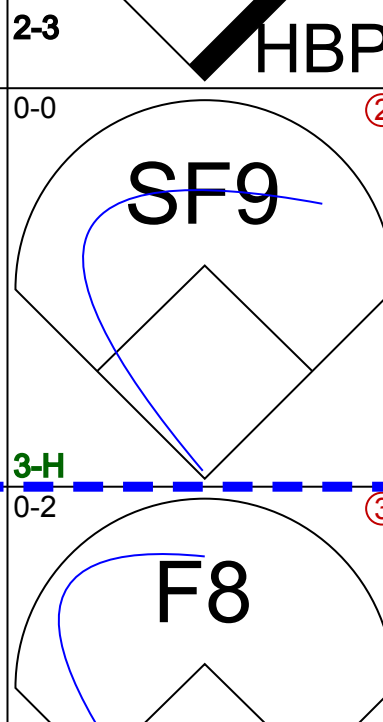
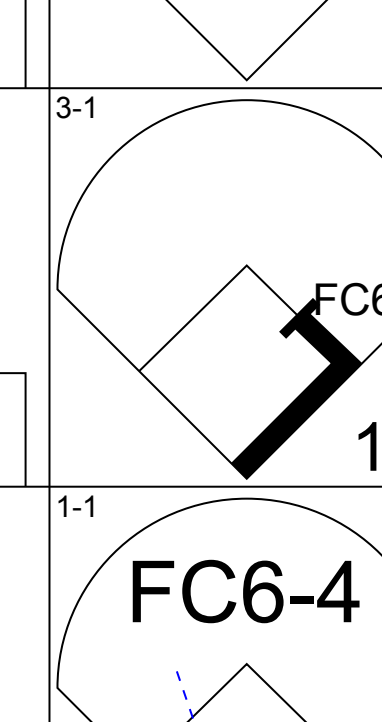
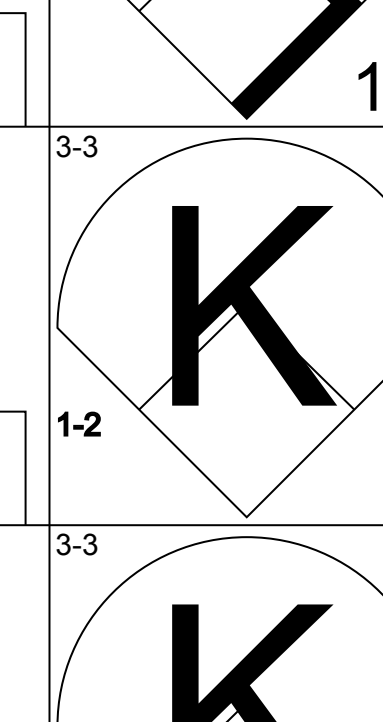
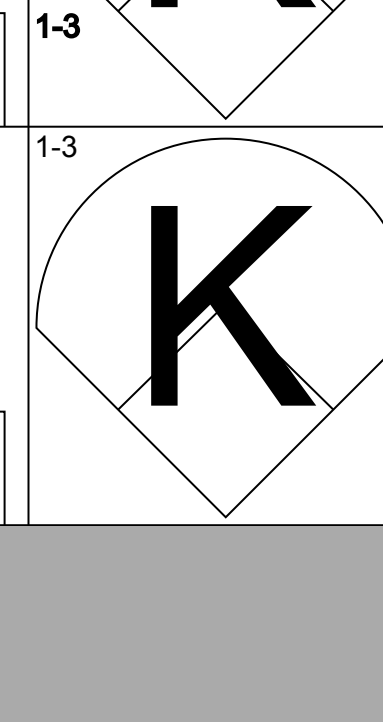
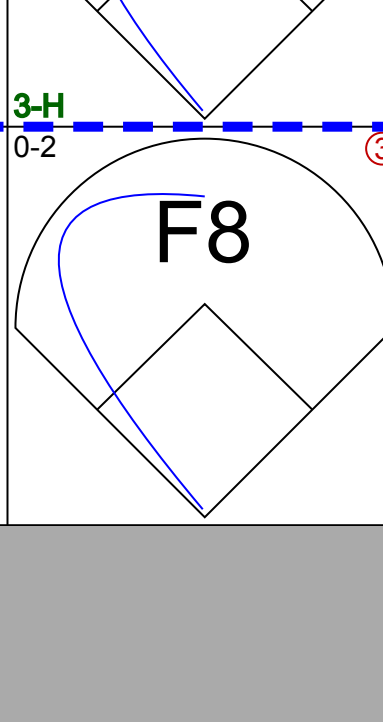
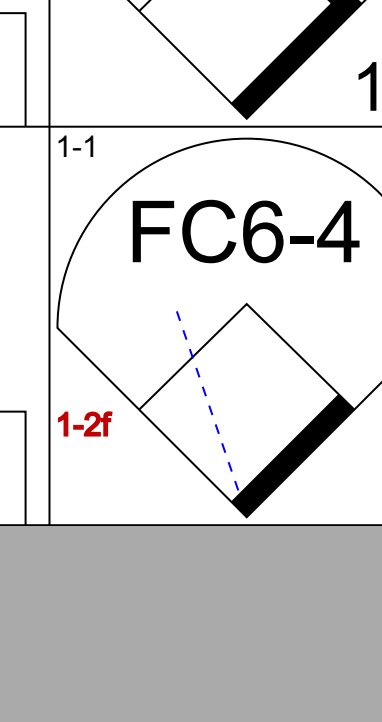
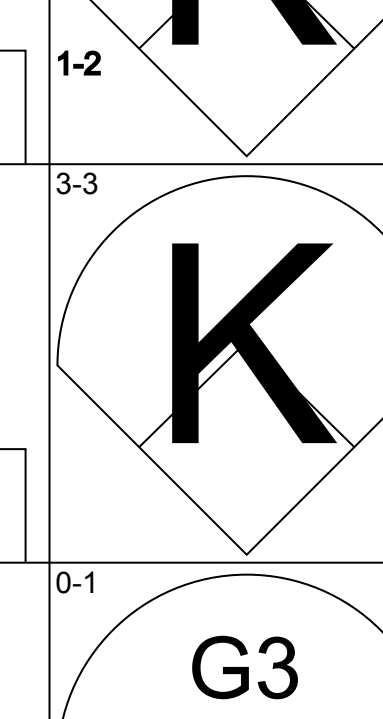
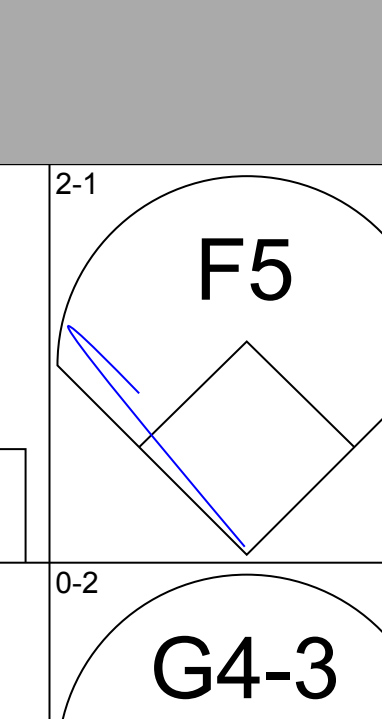
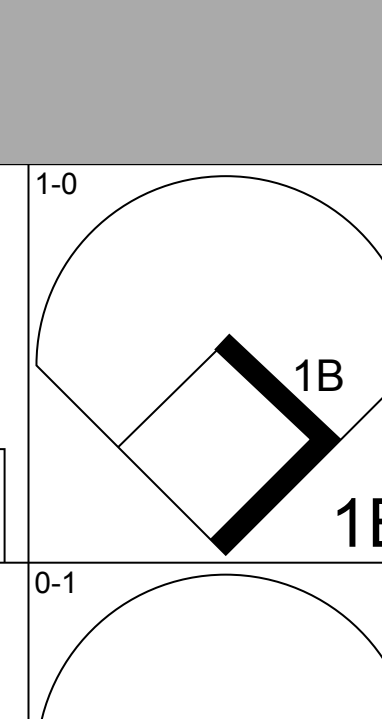
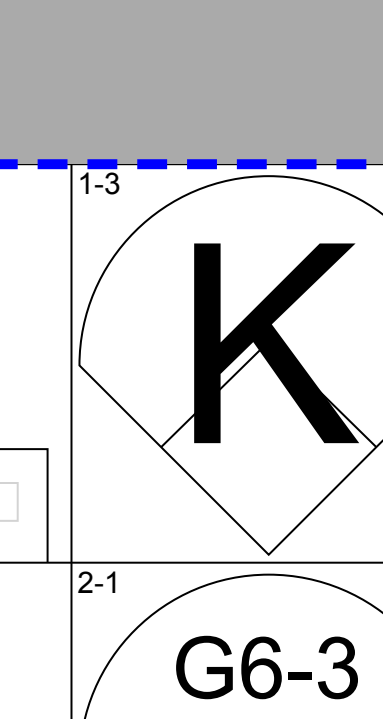
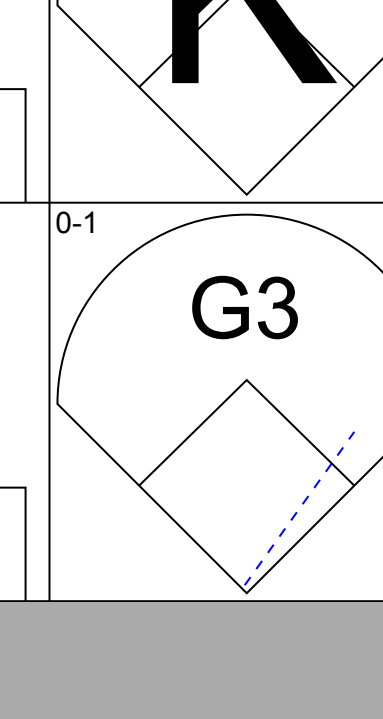
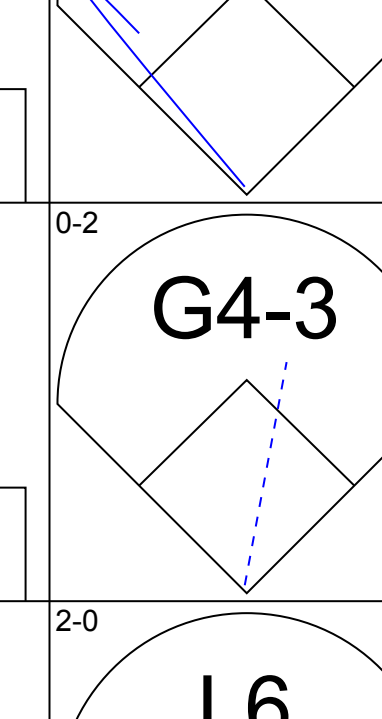
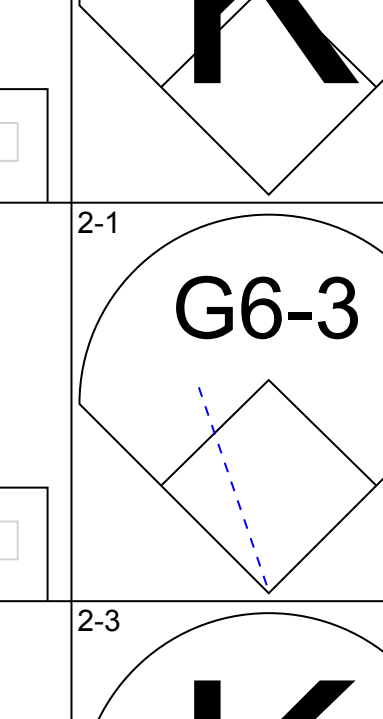
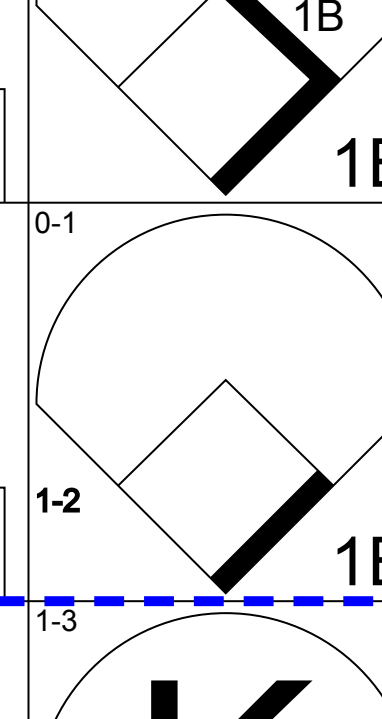
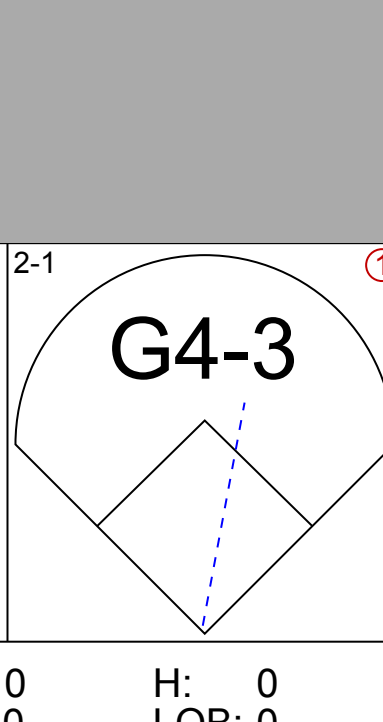
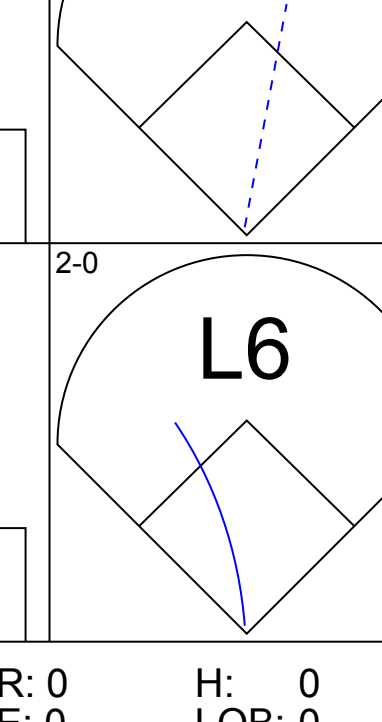
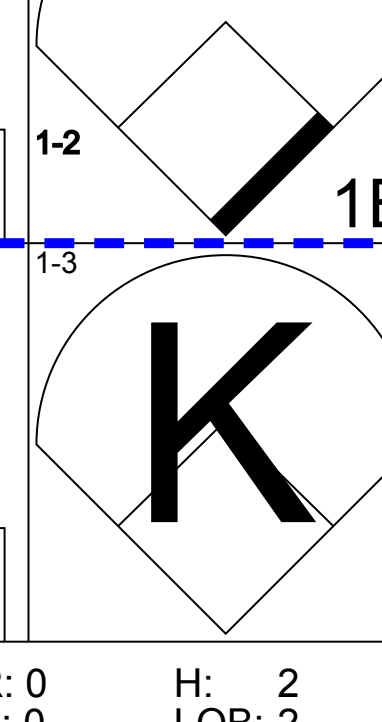
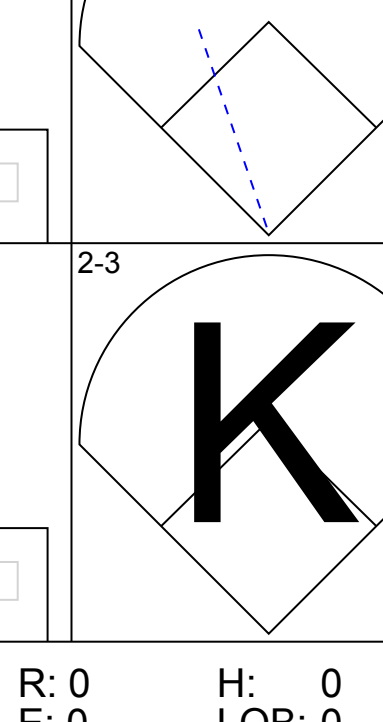
Batter	1	2	3	4	5	6	7	8	9	AB	R	H	RBI	BB	SO	LOB	BOTTOM		
Gerald Williams, R OBP: 0.272, SLG: 0.356 (1, 8)	P6		K		K2-3			BB	P4	5	1	1	0	0	2	2	Cleveland Indians @ Tampa Bay Devil Rays Tropicana Field, St. Petersburg, FL Sun May 06 2001, 1:15 PM EDT Att: 17,759 - Dome - 72 F livebaseballscorecards.com		
Russ Johnson, R OBP: 0.410, SLG: 0.506 (1, 4)	G3		F9		G6-3			FC5	BB	4	0	1	0	1	0	1			
Ben Grieve, L OBP: 0.360, SLG: 0.359 (1, 7)	F8				FC5-4 BB			FC5	G3	3	0	0	0	2	0	2			
Greg Vaughn, R OBP: 0.311, SLG: 0.363 (1, 10)		F9		FC5-4 1B				K		4	0	0	0	0	2	4			
Fred McGriff, L OBP: 0.308, SLG: 0.422 (1, 3)		K			1B			G4-3		3	0	1	1	0	1	0			
Vinny Castilla, R OBP: 0.295, SLG: 0.356 (1, 5)					K			K	FC5	4	1	1	1	0	2	4			
Jose Guillen, R OBP: 0.256, SLG: 0.243 (1, 9)					K			G6-3		4	1	2	0	0	1	2			
Mike DiFelice, R OBP: 0.200, SLG: 0.208 (1, 2)					K				F5	4	0	2	0	0	1	2			
Felix Martinez, S OBP: 0.308, SLG: 0.330 (1, 6)			P5		SH3-4			G5-3		3	0	1	1	0	0	1			
Inning Stats	R: 0 E: 0 K: 0 S: 4	H: 0 LOB: 0 BB: 0 P: 9	R: 1 E: 0 K: 2 S: 14	H: 2 LOB: 1 BB: 0 P: 21	R: 0 E: 0 K: 1 S: 6	H: 0 LOB: 0 BB: 0 P: 9	R: 0 E: 0 K: 2 S: 15	H: 1 LOB: 2 BB: 1 P: 23	R: 0 E: 0 K: 1 S: 8	H: 0 LOB: 0 BB: 0 P: 13	R: 0 E: 0 K: 1 S: 7	H: 1 LOB: 1 BB: 0 P: 8	R: 1 E: 0 K: 1 S: 14	H: 2 LOB: 2 BB: 1 P: 22	R: 1 E: 0 K: 0 S: 15	H: 2 LOB: 2 BB: 1 P: 25		1B: 6 2B: 2 3B: 0 HR: 1	SF: 1 SAC: 1 DP: 0 HBP: 0
PITCHER	IP	WLS	BF	H	R	ER	SO	BB	IBB	HBP	BLK	WP	HR	S	P	ERA	WHIP		
Chuck Finley, L ERA: 4.36 (1, 1)	7.0		27	5	1	1	8	1	0	0	0	0	0	62	95	1.29	0.857		
Paul Shuey, R ERA: 2.81 (8, 1)	1.0		6	2	1	1	1	1	0	0	0	0	0	14	22	9.00	3.000		
Ricardo Rincon, L ERA: 7.94 (9, 1)	1.0		6	2	1	1	0	1	0	0	0	0	0	15	25	9.00	3.000		

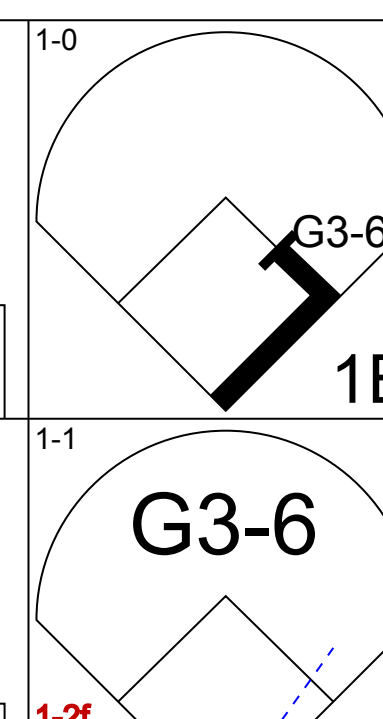
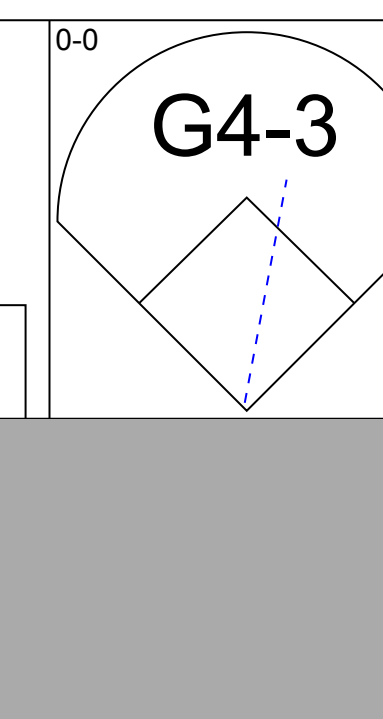

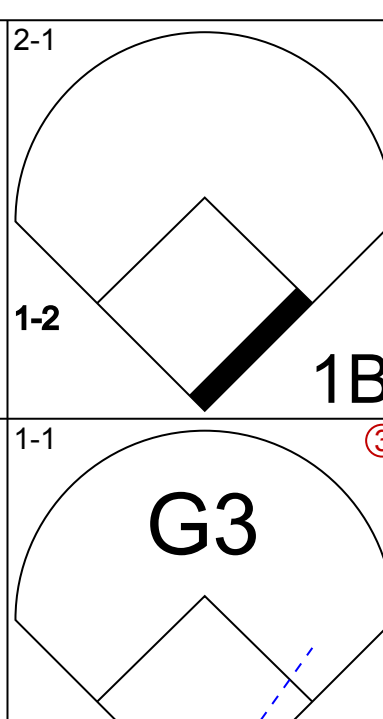
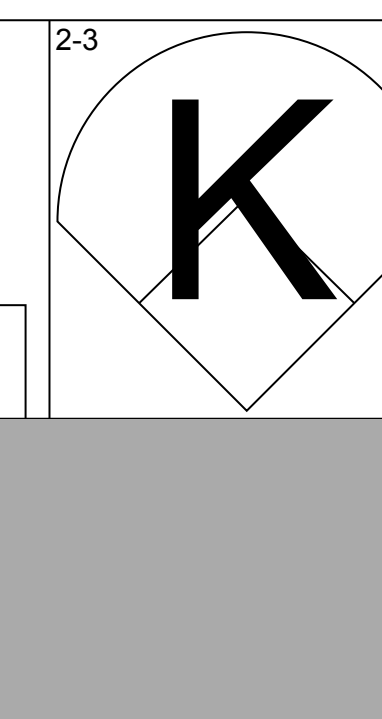
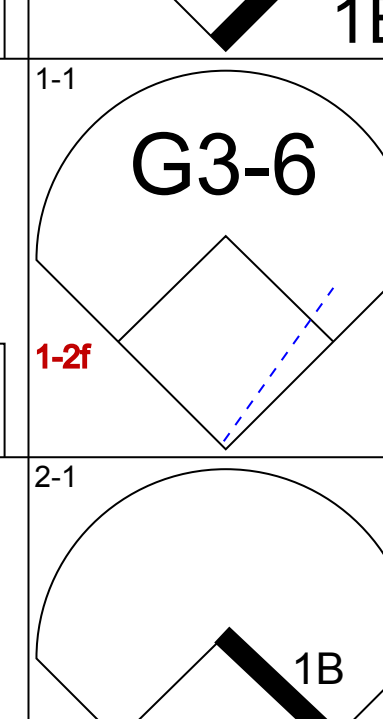
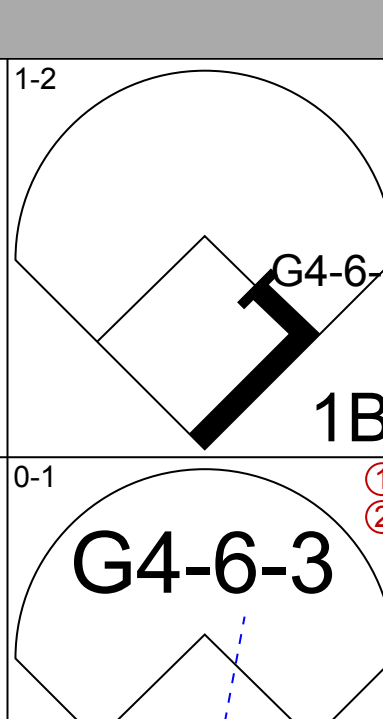
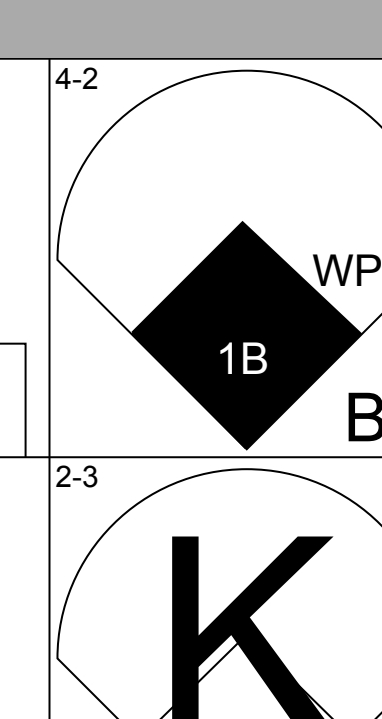
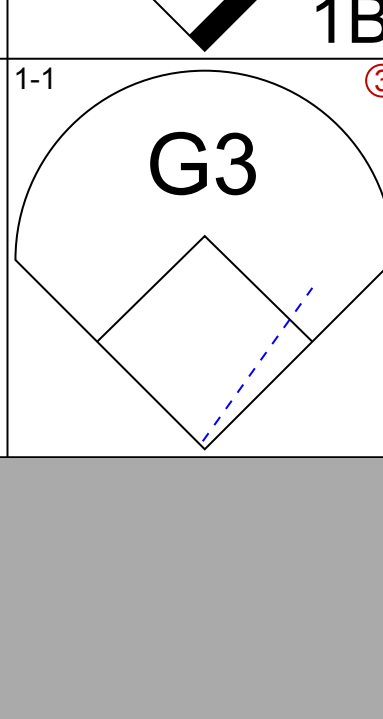
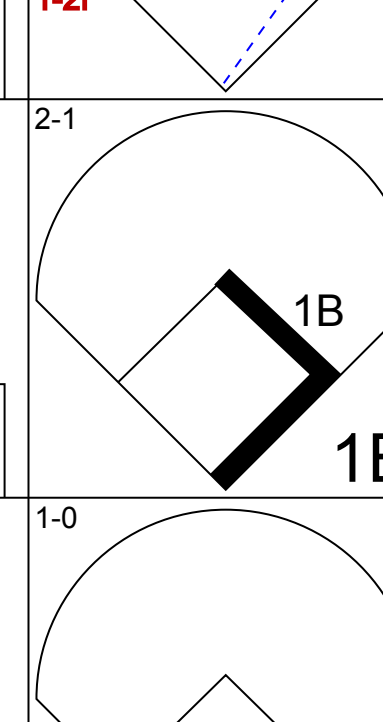
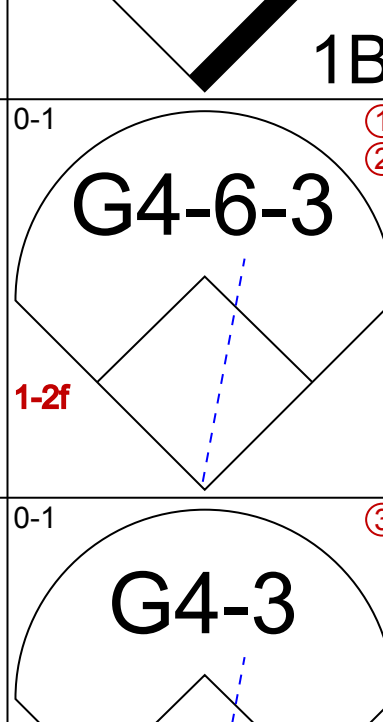
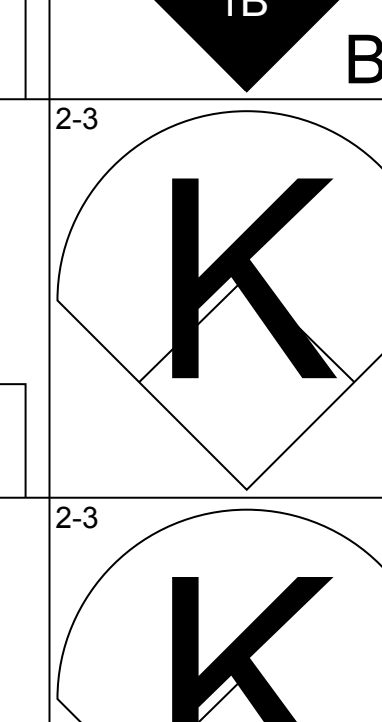
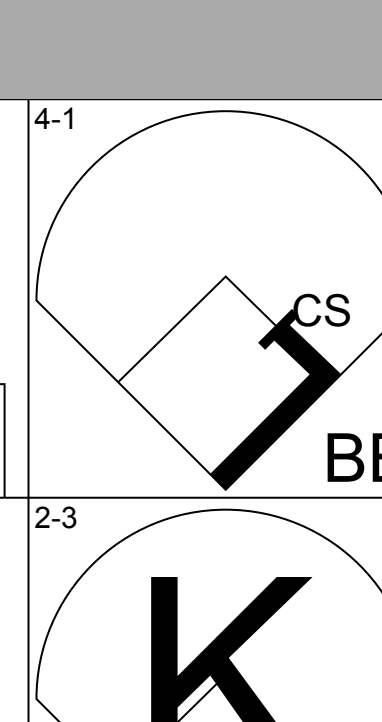
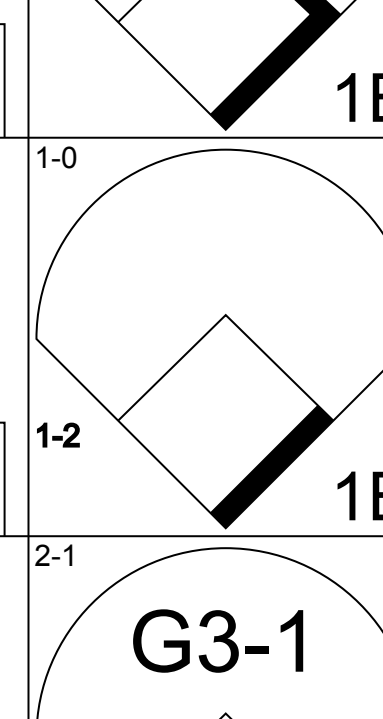
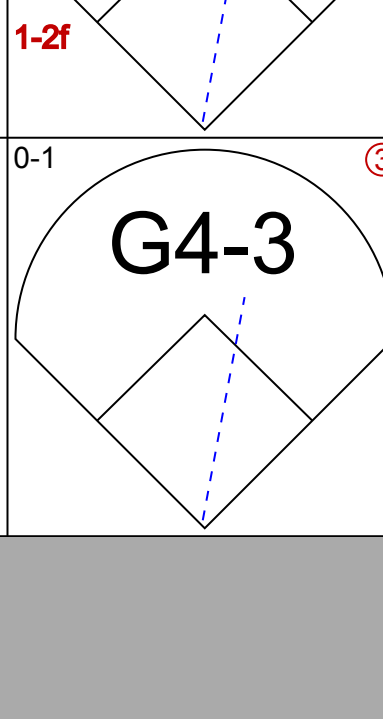
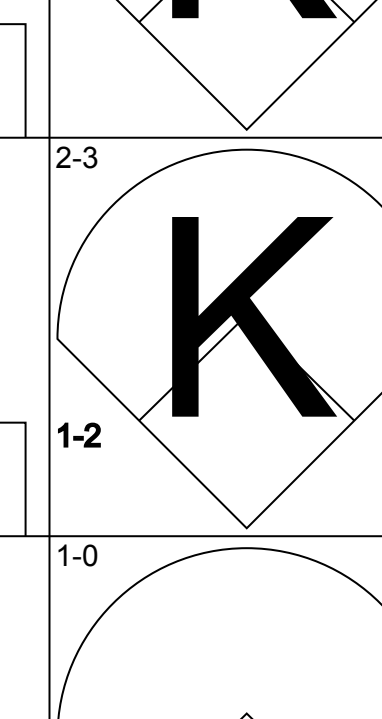
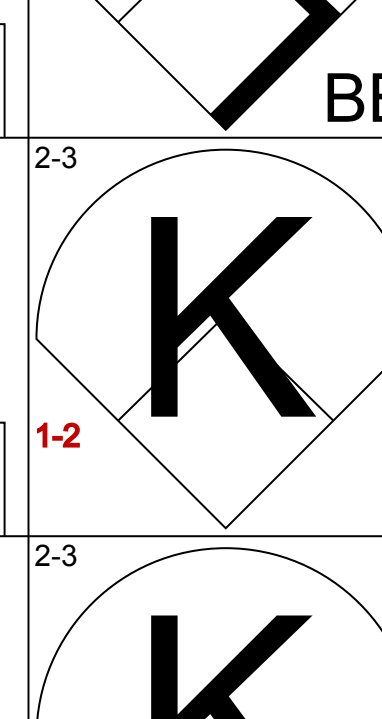
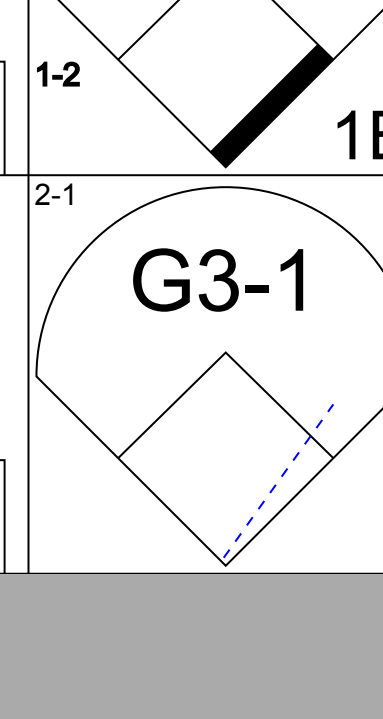
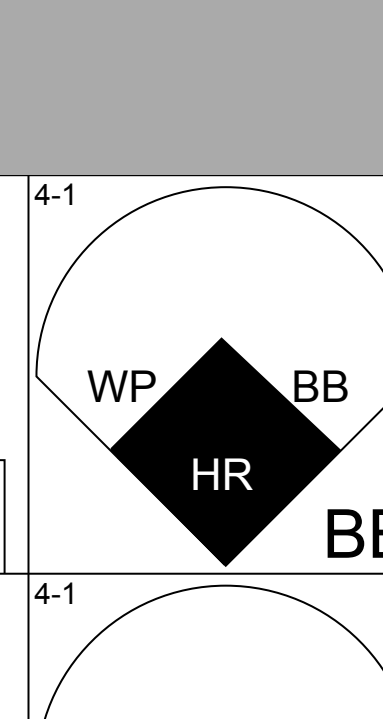
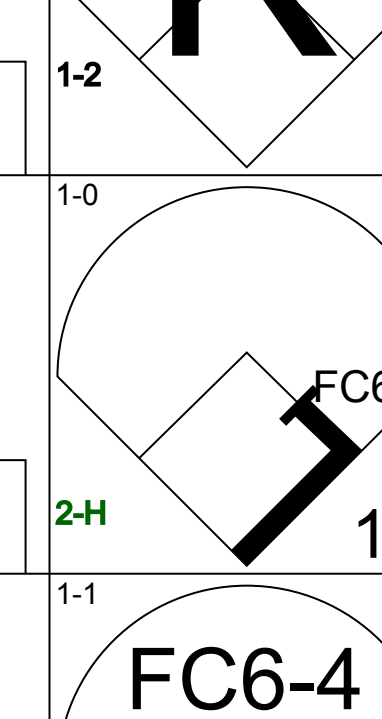

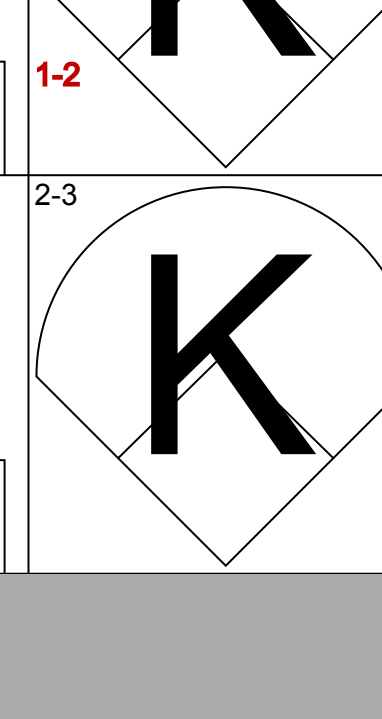
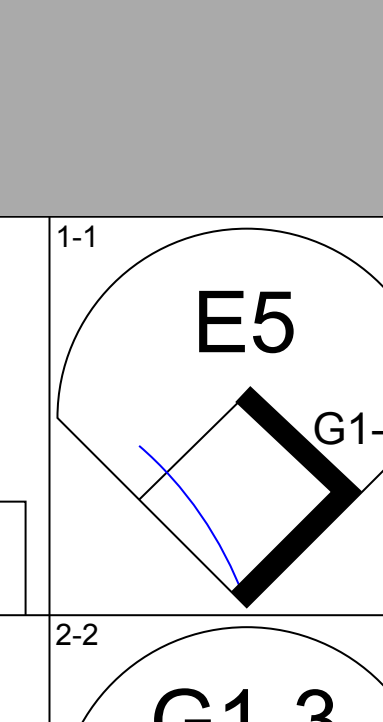
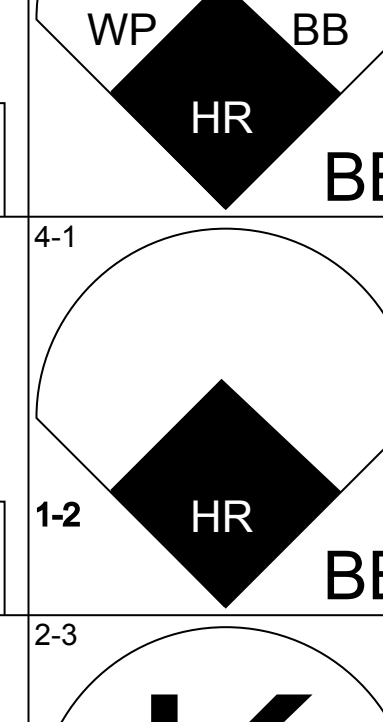
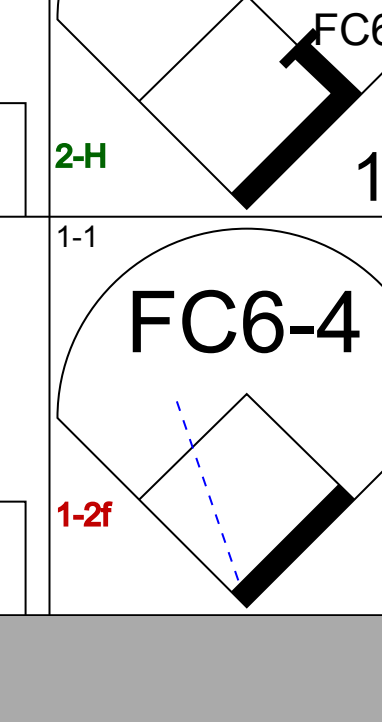
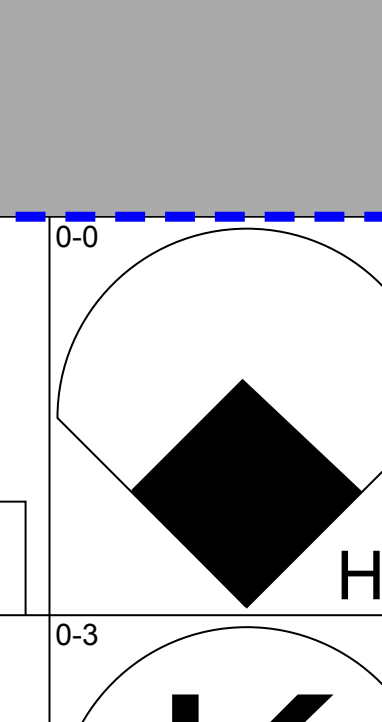
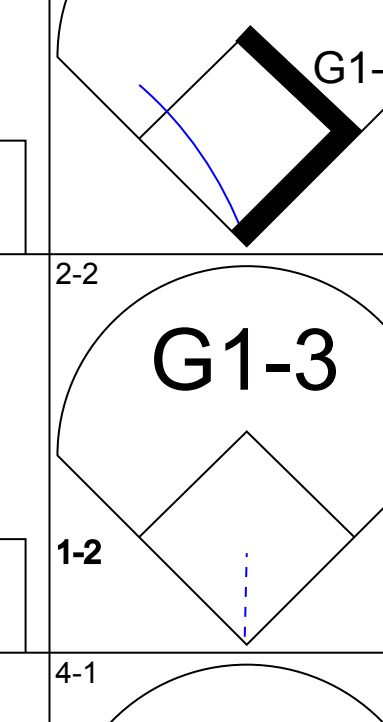
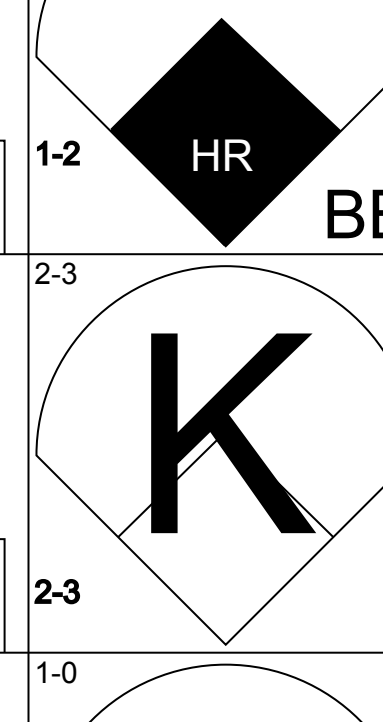
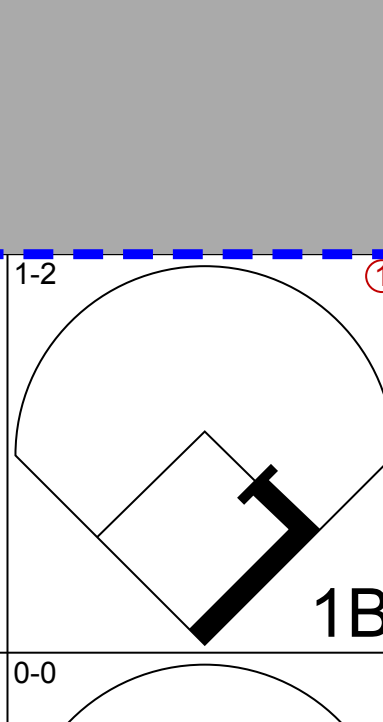
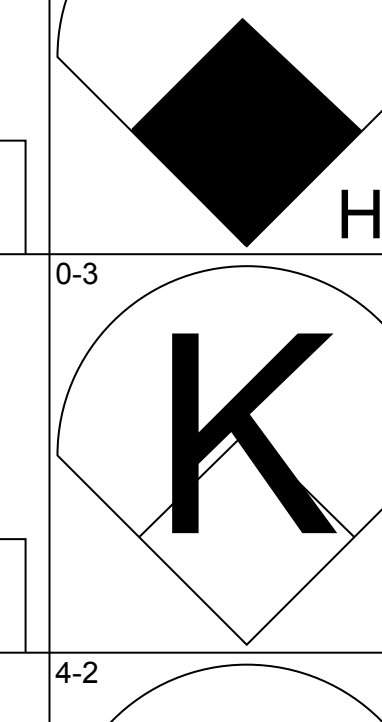
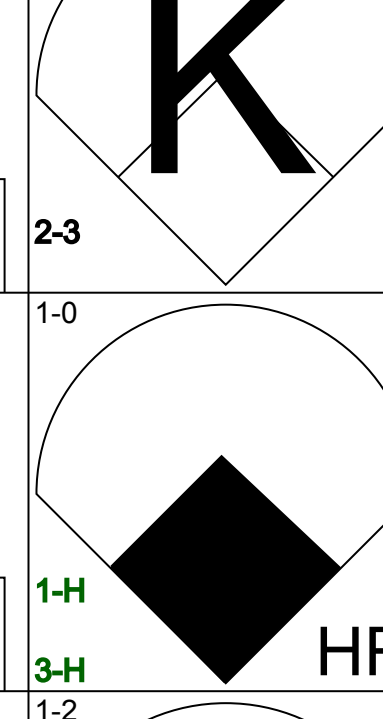
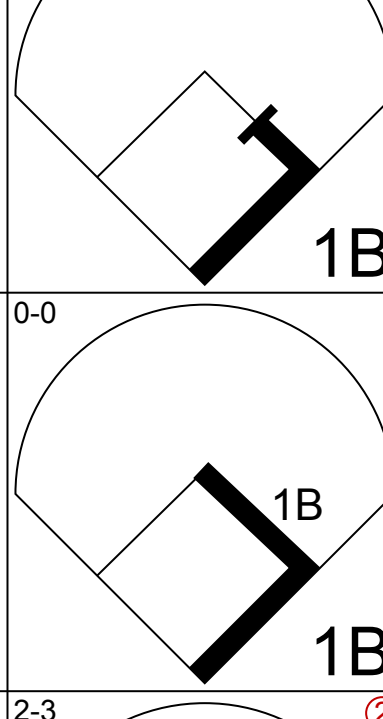
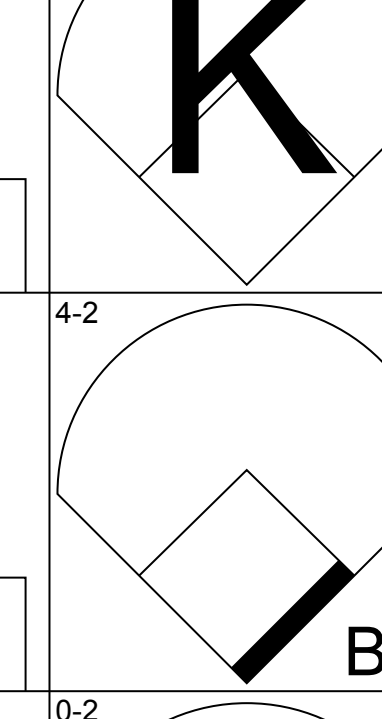
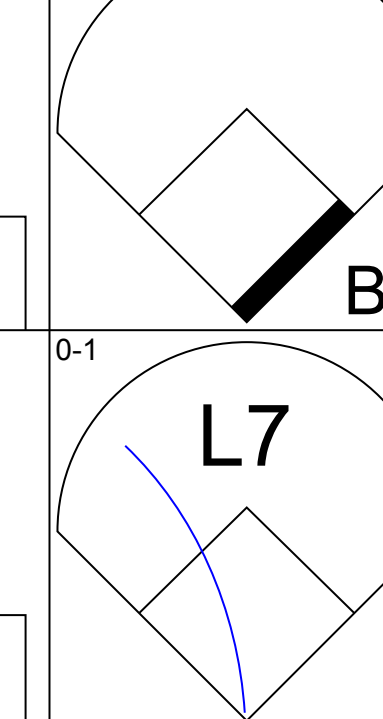
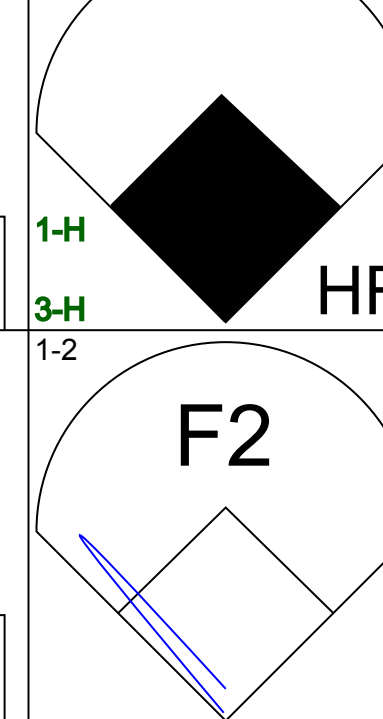
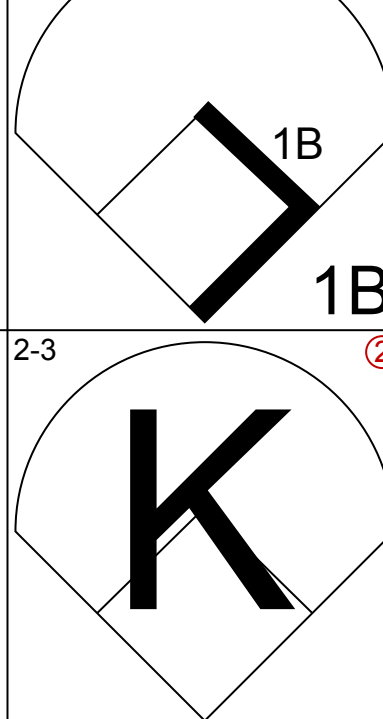
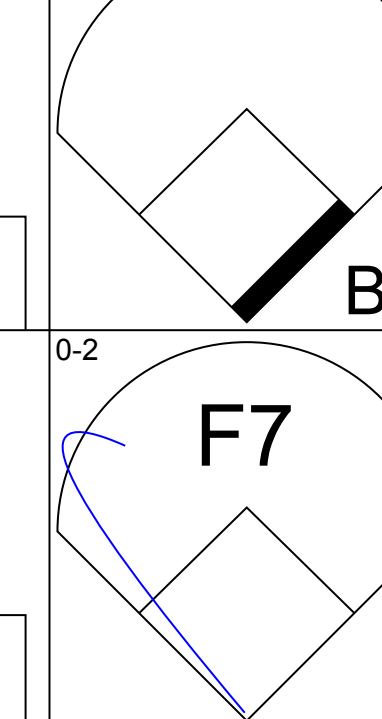
Batter	1	2	3	4	5	6	7	8	9	AB	R	H	RBI	BB	SO	LOB	TOP											
Carlos Beltrán, S OBP: 0.355, SLG: 0.387	1-0 1B 29 1B	1-0 1B		3-2 G4-3			0-1 F9		1-1 G3	5	1	2	0	0	0	0	Kansas City Royals @ Cleveland Indians Jacobs Field, Cleveland, OH Tue May 08 2001, 7:05 PM EDT Att: 31,537 - Sunny - 68 F											
Rey Sanchez, R OBP: 0.276, SLG: 0.318	2-2 29 1B FC6-4	2-1 WP 1B		1-2 F8			1-0 G5-3		1-3 K	5	1	2	0	0	1	0												
29 Mike Sweeney, R OBP: 0.340, SLG: 0.545	3-2 FC6-4 1B	0-1 F8		3-1 L8			2-1 G6-3			4	0	1	1	0	0	2												
Jermaine Dye, R OBP: 0.315, SLG: 0.444	1-0 FC6-4 1B	2-3 K				0-1 F9		1-0 FC5 1B		4	1	1	1	0	1	3												
Joe Randa, R OBP: 0.263, SLG: 0.296	1-3 K	1-3 K				0-0 G5-3		1-1 F9		4	0	0	0	0	2	4												
Dee Brown, L OBP: 0.372, SLG: 0.460	2-2 BB 1B			1-1 F5			1-0 G6-3		1-2 FC5 1B	4	1	2	1	0	0	0												
Mark Quinn, R OBP: 0.326, SLG: 0.584	4-2 1B BB			2-3 K			2-3 K		1-3 K	3	0	0	0	1	3	2												
Luis Alicaia, S OBP: 0.253, SLG: 0.253	0-1 1B			0-0 3B			1-1 F8		1-2 FC5	4	0	2	1	0	0	2												
Héctor Ortiz, R OBP: 0.282, SLG: 0.291	0-3 K			0-0 P4			0-3 K		1-3 K	3	0	0	0	0	2	3												
Trenidad Hubbard, R OBP: 0.250, SLG: 0.417										1	0	0	0	0	1	0												
Inning Stats	R: 4 E: 0 K: 2 S: 23	H: 5 LOB: 2 BB: 1 P: 37	R: 0 E: 0 K: 2 S: 13	H: 2 LOB: 0 BB: 0 P: 19	R: 0 E: 0 K: 1 S: 9	H: 1 LOB: 1 BB: 0 P: 12	R: 0 E: 0 K: 0 S: 8	H: 0 LOB: 0 BB: 0 P: 15	R: 0 E: 0 K: 0 S: 4	H: 0 LOB: 0 BB: 0 P: 5	R: 0 E: 0 K: 2 S: 11	H: 0 LOB: 0 BB: 0 P: 14	R: 0 E: 0 K: 0 S: 5	H: 0 LOB: 0 BB: 0 P: 8	R: 0 E: 0 K: 1 S: 15	H: 2 LOB: 2 BB: 0 P: 20	R: 0 E: 0 K: 2 S: 8	H: 0 LOB: 0 BB: 0 P: 11	1B: 8 2B: 1 3B: 1 HR: 0	SF: 0 SAC: 0 DP: 0 HBP: 0	WP: 1 PB: 0 SB: 1 CS: 0	PA: 38						
PITCHER	IP	WLS	BF	H	R	ER	SO	BB	IBB	HBP	BLK	WP	HR	S	P	ERA	WHIP											
Dave Burba, R ERA: 5.01	(1, 1)	7.0	W	30	8	4	4	7	1	0	0	0	1	0	73	110	5.14	1.286										
Steve Karsay, R ERA: 1.31	(8, 1)	1.0		5	2	0	0	1	0	0	0	0	0	0	15	20	0.00	2.000										
Bob Wickman, R ERA: 2.08	(9, 1)	1.0		3	0	0	0	2	0	0	0	0	0	0	8	11	0.00	0.000										

Batter	1	2	3	4	5	6	7	8	9	AB	R	H	RBI	BB	SO	LOB	BOTTOM											
Kenny Lofton, L OBP: 0.376, SLG: 0.360	4-1 1B HR	4-2 FC6-4 BB		1-0 F8			2-1 G4-3	0-2 F5		3	1	0	0	2	0	1	Kansas City Royals @ Cleveland Indians Jacobs Field, Cleveland, OH Tue May 08 2001, 7:05 PM EDT Att: 31,537 - Sunny - 68 F											
Omar Vizquel, S OBP: 0.331, SLG: 0.331	2-1 F8	1-1 FC6-4 P6		1-2 G6-3			3-2 HR	0-0 G4-3		5	1	1	1	0	0	3												
Roberto Alomar, S OBP: 0.400, SLG: 0.421	0-2 HR	2-2 P6				1-1 CS 1B	0-2 HR 2B			4	2	3	0	0	0	1												
Juan Gonzalez, R OBP: 0.418, SLG: 0.729	1-1 HR			4-0 2B BB		3-3 K	4-2 HR BB			2	2	1	3	2	1	1												
Jim Thome, L OBP: 0.357, SLG: 0.411	2-1 FC5-4 1B			1-3 K		2-3 K	3-1 HR			4	1	2	3	0	2	2												
Ellis Burks, R OBP: 0.357, SLG: 0.530	0-1 FC5-4 HBP			3-2 F8			4-0 WP BB			3	0	0	0	1	1	2												
Marty Cordova, R OBP: 0.449, SLG: 0.712	2-2 HBP			3-1 2B			3-1 G6-3	3-1 G6-3		3	0	1	0	0	0	1												
Russell Branyan, L OBP: 0.295, SLG: 0.505	3-3 K			2-3 K			0-0 F8		2-3 K	3	0	0	0	0	2	4												
Jolbert Cabrera, R OBP: 0.352, SLG: 0.327										1	0	0	0	0	1	0												
Einar Diaz, R OBP: 0.400, SLG: 0.508		2-0 FC6-4 2B		0-1 P3			1-2 G5-3	0-1 2B		4	1	2	0	0	0	0												
Inning Stats	R: 3 E: 0 K: 1 S: 17	H: 3 LOB: 1 BB: 1 P: 31	R: 1 E: 1 K: 0 S: 8	H: 1 LOB: 0 BB: 1 P: 17	R: 0 E: 0 K: 2 S: 13	H: 1 LOB: 2 BB: 1 P: 26	R: 0 E: 0 K: 0 S: 8	H: 0 LOB: 0 BB: 0 P: 10	R: 0 E: 0 K: 0 S: 8	H: 1 LOB: 0 BB: 0 P: 14	R: 0 E: 0 K: 1 S: 11	H: 0 LOB: 0 BB: 0 P: 17	R: 4 E: 0 K: 0 S: 18	H: 3 LOB: 1 BB: 2 P: 38	R: 0 E: 0 K: 1 S: 9	H: 1 LOB: 1 BB: 0 P: 11	1B: 3 2B: 4 3B: 0 HR: 3	SF: 0 SAC: 0 DP: 0 HBP: 1	WP: 1 PB: 0 SB: 1 CS: 1	PA: 38								
PITCHER	IP	WLS	BF	H	R	ER	SO	BB	IBB	HBP	BLK	WP	HR	S	P	ERA	WHIP											
Mac Suzuki, R ERA: 2.57	(1, 1)	6.0		26	6	4	3	6	3	0	1	0	0	1	65	115	4.50	1.500										
55 Tony Cogan, L ERA: 6.97	(7, 1)	0.2	L	3	1	1	1	0	0	0	0	0	0	1	9	15	13.50	1.500										
Doug Henry, R ERA: 6.38	(7, 1)	1.1		9	3	3	3	1	2	0	0	0	1	1	18	34	20.25	3.750										

AB	37
R	4
H	10
RBI	4
BB	1
SO	10
LOB	16



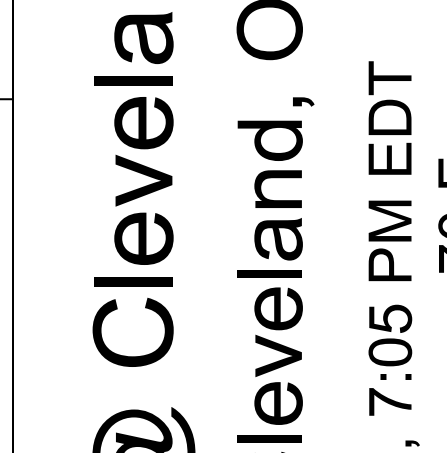
Batter	1	2	3	4	5	6	7	8	9	AB	R	H	RBI	BB	SO	LOB	TOP					
Carlos Beltrán, S OBP: 0.352, SLG: 0.391 (1, 8)										4	0	1	0	0	2	2	Kansas City Royals @ Cleveland Indians Jacobs Field, Cleveland, OH Wed May 09 2001, 7:05 PM EDT Att: 32,664 - Sunny - 70 F					
Rey Sanchez, R OBP: 0.277, SLG: 0.316 (1, 6)										4	1	1	0	0	0	2						
29 Mike Sweeney, R OBP: 0.345, SLG: 0.540 (1, 3)										3	0	1	0	1	1	0						
Jermaine Dye, R OBP: 0.321, SLG: 0.442 (1, 9)										3	0	1	0	0	1	1						
Joe Randa, R OBP: 0.270, SLG: 0.305 (1, 5)										3	0	2	1	0	1	1						
Mark Quinn, R OBP: 0.316, SLG: 0.566 (1, 10)										4	0	0	0	0	2	5						
Dee Brown, L OBP: 0.367, SLG: 0.451 (1, 7)											4	0	1	0	0	2		1				
Héctor Ortiz, R OBP: 0.284, SLG: 0.293 (1, 2)										3	0	1	0	0	0	1						
Dave McCarty, R OBP: 0.339, SLG: 0.292 (9, PH)										1	0	0	0	0	0	0						
Luis Ordez, R OBP: 0.333, SLG: 0.304 Luis Alicea, S OBP: 0.247, SLG: 0.247 (7, PH)										2	0	0	0	0	0	0						
Inning Stats	R: 0 E: 0 K: 1 S: 15	H: 0 LOB: 1 BB: 1 P: 25	R: 0 E: 0 K: 2 S: 15	H: 1 LOB: 1 BB: 0 P: 23	R: 0 E: 0 K: 0 S: 7	H: 0 LOB: 0 BB: 0 P: 10	R: 0 E: 0 K: 2 S: 12	H: 1 LOB: 1 BB: 0 P: 17	R: 0 E: 0 K: 0 S: 6	H: 0 LOB: 0 BB: 0 P: 10	R: 1 E: 0 K: 0 S: 9	H: 3 LOB: 2 BB: 0 P: 12	R: 0 E: 0 K: 2 S: 12	H: 2 LOB: 2 BB: 0 P: 17	R: 0 E: 0 K: 2 S: 11	H: 1 LOB: 1 BB: 0 P: 20	R: 0 E: 0 K: 2 S: 12	H: 0 LOB: 0 BB: 0 P: 17	1B: 7 2B: 1 3B: 0 HR: 0	SF: 1 SAC: 0 DP: 0 HBP: 1	WP: 1 PB: 0 SB: 2 CS: 0	PA: 36
PITCHER	IP	WLS	BF	H	R	ER	SO	BB	IBB	HBP	BLK	WP	HR	S	P	ERA	WHIP					
CC Sabathia, L ERA: 3.62	(1, 1)	5.2	W	23	5	1	1	5	1	0	1	0	0	61	94	1.59	1.059					
Steve Reed, R ERA: 2.77	(6, 1)	0.1	H	3	2	0	0	0	0	0	0	0	0	6	7	0.00	6.000					
Paul Shuey, R ERA: 2.5	(7, 1)	2.0	H	7	1	0	0	4	0	0	0	0	0	20	33	0.00	0.500					
Bob Wickman, R ERA: 1.93	(9, 1)	1.0		3	0	0	0	2	0	0	0	0	0	12	17	0.00	0.000					

Batter	1	2	3	4	5	6	7	8	9	AB	R	H	RBI	BB	SO	LOB	BOTTOM				
Kenny Lofton, L OBP: 0.377, SLG: 0.362 (1, 8)										5	0	2	0	0	2	3	Kansas City Royals @ Cleveland Indians Jacobs Field, Cleveland, OH Wed May 09 2001, 7:05 PM EDT Att: 32,664 - Sunny - 70 F				
Omar Vizquel, S OBP: 0.336, SLG: 0.331 (1, 6)										3	1	1	0	1	0	3					
Roberto Alomar, S OBP: 0.403, SLG: 0.419 (1, 4)										3	0	1	0	1	1	2					
Juan Gonzalez, R OBP: 0.413, SLG: 0.713 (1, 9)										4	0	1	0	0	2	2					
Jim Thome, L OBP: 0.361, SLG: 0.408 (1, 3)										3	1	1	1	1	1	2					
Ellis Burks, R OBP: 0.361, SLG: 0.553 (1, 7)										3	2	1	1	1	0	1					
Marty Cordova, R OBP: 0.439, SLG: 0.688 (1, 10)										4	0	1	0	0	2	3					
Russell Bryanan, L OBP: 0.319, SLG: 0.545 Jolbert Cabrera, R OBP: 0.352, SLG: 0.327 (8, PR)										2	1	2	3	2	0	0					
Einar Diaz, R OBP: 0.378, SLG: 0.477 (1, 2)										4	0	0	0	0	1	4					
Inning Stats	R: 0 E: 0 K: 0 S: 8	H: 3 LOB: 2 BB: 0 P: 15	R: 0 E: 1 K: 0 S: 9	H: 0 LOB: 2 BB: 1 P: 16	R: 0 E: 0 K: 0 S: 7	H: 1 LOB: 0 BB: 0 P: 8	R: 3 E: 0 K: 2 S: 15	H: 1 LOB: 0 BB: 2 P: 29	R: 1 E: 0 K: 2 S: 13	H: 1 LOB: 1 BB: 1 P: 23	R: 0 E: 0 K: 1 S: 12	H: 3 LOB: 2 BB: 0 P: 18	R: 0 E: 0 K: 2 S: 8	H: 0 LOB: 0 BB: 1 P: 16	R: 1 E: 0 K: 2 S: 14	H: 1 LOB: 1 BB: 1 P: 19		1B: 8 2B: 0 3B: 0 HR: 2	SF: 0 SAC: 0 DP: 2 HBP: 0	WP: 2 PB: 0 SB: 0 CS: 1	PA: 37
PITCHER	IP	WLS	BF	H	R	ER	SO	BB	IBB	HBP	BLK	WP	HR	S	P	ERA	WHIP				
Dan Reichert, R ERA: 3.61	(1, 1)	5.0	L	24	6	4	4	4	4	0	0	0	0	52	91	7.20	2.000				
Blake Stein, R ERA: 7.2	(6, 1)	2.0		8	3	0	0	3	1	0	0	0	0	20	34	0.00	2.000				
Roberto Hernandez, R ERA: 7.47	(8, 1)	1.0		5	1	1	1	2	1	0	0	0	0	14	19	9.00	2.000				

AB	33
R	1
H	8
RBI	1
BB	1
SO	11
LOB	15



AB	31
R	5
H	10
RBI	5
BB	6
SO	9
LOB	20



Batter	1	2	3	4	5	6	7	8	9	AB	R	H	RBI	BB	SO	LOB	TOP			
Carlos Beltrán, S OBP: 0.361, SLG: 0.420	0-1 P3	1-1 1B		1-2 G3		0-1 HR		4-1 F9 29 1B WP BB		4	2	2	2	1	0	1				
Rey Sanchez, R OBP: 0.286, SLG: 0.303	1-2 G3-1	1-2 G6-3			1-1 G5-3	1-1 G5-3		1-2 F9		5	0	0	0	0	0	2				
29 Mike Sweeney, R OBP: 0.353, SLG: 0.550	1-0 E5 1B 2B		1-1 G5-3		0-0 2B 1B		0-1 G5-3 FC4 2B	3-2 1B		5	3	3	1	0	0	0				
Jemaine Dye, R OBP: 0.324, SLG: 0.448	0-0 2B 1B		2-1 L5		0-0 G4-3 1H 2B		0-1 G5-3	3-H 0-3 K		5	0	2	1	0	1	2				
Joe Randa, R OBP: 0.281, SLG: 0.326	0-2 1B		3-3 K		0-0 G4-3		1-0 FC4 HBP		0-0 2B	4	0	2	1	0	1	1				
Dee Brown, L OBP: 0.368, SLG: 0.442	3-1 F6			0-2 SH1-4 1B G6-3	4-0 IBB		1-2 FC4 2B		2-0 F8	4	2	1	1	1	0	4				
Mark Quinn, R OBP: 0.326, SLG: 0.575		1-2 G6-3 1B G4-3		0-0 G6-3 SH1-4 1B		0-0 F8	1-2 1H 2B		0-2 F9	5	1	3	1	0	0	3				
Héctor Ortiz, R OBP: 0.272, SLG: 0.279		0-0 G4-3		1-1 SH1-4		1-0 F9	1-2 G1-4-3		0-2 G5-3	4	0	0	0	0	0	3				
Luis Ordez, R OBP: 0.290, SLG: 0.259		2-0 G6-3		1-0 G6-3		0-2 G1-3		0-1 G6-3		4	0	0	1	0	0	2				
Inning Stats	R: 1 E: 1 K: 0 S: 13	H: 2 LOB: 2 BB: 0 P: 18	R: 1 E: 0 K: 0 S: 11	H: 2 LOB: 1 BB: 0 P: 16	R: 0 E: 0 K: 1 S: 10	H: 0 LOB: 0 BB: 0 P: 16	R: 1 E: 0 K: 0 S: 10	H: 2 LOB: 1 BB: 0 P: 13	R: 1 E: 0 K: 0 S: 6	H: 2 LOB: 2 BB: 1 P: 11	R: 2 E: 0 K: 0 S: 12	H: 2 LOB: 1 BB: 0 P: 15	R: 1 E: 0 K: 1 S: 12	H: 1 LOB: 1 BB: 0 P: 20	R: 0 E: 0 K: 0 S: 8	H: 1 LOB: 1 BB: 0 P: 10	1B: 7 2B: 5 3B: 0 HR: 1	SF: 0 SAC: 1 DP: 0 HBP: 1	WP: 1 PB: 0 SB: 0 CS: 0	PA: 44
PITCHER	IP WLS BF H R ER SO BB IBB HBP BLK WP HR S P ERA WHIP	PITCHER																		
Bartolo Colon, R ERA: 3.95	6.1 L 32 10 7 6 1 0 0 0 0 0 0 1 62 89 8.53 1.579																			
Rich Rodriguez, L ERA:	0.1 1 0 0 0 0 0 0 0 0 0 0 0 0 3 4 0.00 0.000																			
Justin Speier, R ERA: 6.08	1.1 7 2 1 1 1 0 0 0 0 0 0 1 17 26 6.75 2.250																			
Ricardo Rincon, L ERA: 6.75	1.0 4 1 0 0 0 0 0 0 0 0 0 0 0 8 10 0.00 1.000																			

Kansas City Royals @ Cleveland Indians
Jacobs Field, Cleveland, OH
Thu May 10 2001, 7:05 PM EDT
Att: 34,502 - Sunny - 77 F

AB 40
R 8
H 13
RBI 8
BB 2
SO 2
LOB 18



Batter	1	2	3	4	5	6	7	8	9	AB	R	H	RBI	BB	SO	LOB	BOTTOM					
Kenny Lofton, L OBP: 0.364, SLG: 0.347	2-2 L3		1-0 P4			1-1 G1-3		1-0 F7		4	0	0	0	0	0	0						
Omar Vizquel, S OBP: 0.333, SLG: 0.328	1-2 F8		1-2 G4-3 1B			2-1 G4-3		1-1 G6-3		4	0	1	0	0	0	0						
Roberto Alomar, S OBP: 0.399, SLG: 0.413	2-2 L3		2-1 G4-3			1-2 G6-3			2-2 1B 1B	4	0	1	0	0	0	1						
Juan Gonzalez, R OBP: 0.408, SLG: 0.698		2-1 E9 2B		0-0 P3		1-2 G4-6-3 1B			1-3 K	4	1	1	0	0	1	1						
Jim Thome, L OBP: 0.374, SLG: 0.426		1-0 F8 HR 2B		4-2 G5-4-3 BB		1-2 G4-6-3			0-1 1B	3	1	2	1	1	0	1						
Ellis Burks, R OBP: 0.356, SLG: 0.538		3-H 2-2 F8		0-1 G5-4-3		4-2 1B BB			1-3 1B	3	0	0	0	1	1	4						
Marty Cordova, R OBP: 0.453, SLG: 0.728		0-0 HR			2-0 G1-4-3 1B		2-2 1B 1B		1-3 K	4	1	3	2	0	1	2						
Russell Branyan, L OBP: 0.311, SLG: 0.529		3-H 2-3 K			3-3 K		0-0 G3			3	0	0	0	0	2	3						
Einar Diaz, R OBP: 0.364, SLG: 0.456		0-2 G5-3			0-1 G1-4-3			2-2 G6-3		3	0	0	0	0	0	1						
Inning Stats	R: 0 E: 0 K: 0 S: 10	H: 0 LOB: 0 BB: 0 P: 15	R: 3 E: 1 K: 1 S: 15	H: 2 LOB: 0 BB: 0 P: 22	R: 0 E: 0 K: 0 S: 6	H: 1 LOB: 0 BB: 0 P: 10	R: 0 E: 0 K: 0 S: 5	H: 0 LOB: 0 BB: 1 P: 9	R: 0 E: 0 K: 1 S: 6	H: 1 LOB: 0 BB: 0 P: 11	R: 0 E: 0 K: 0 S: 7	H: 0 LOB: 0 BB: 0 P: 11	R: 0 E: 0 K: 0 S: 13	H: 2 LOB: 2 BB: 1 P: 21	R: 0 E: 0 K: 0 S: 6	H: 0 LOB: 0 BB: 0 P: 10	R: 0 E: 0 K: 3 S: 18	H: 2 LOB: 2 BB: 0 P: 25	1B: 6 2B: 1 3B: 0 HR: 1	SF: 0 SAC: 0 DP: 4 HBP: 0	WP: 0 PB: 0 SB: 0 CS: 0	PA: 34
PITCHER	IP WLS BF H R ER SO BB IBB HBP BLK WP HR S P ERA WHIP	PITCHER																				
Brian Meadows, R ERA: 7.05	6.2 W 24 5 3 2 2 2 0 0 0 0 0 0 28 93 2.70 1.050																					
Jason Grimsley, R ERA: 2.31	2.1 10 3 0 0 0 3 0 0 0 0 0 0 0 28 41 0.00 1.286																					

Kansas City Royals @ Cleveland Indians
Jacobs Field, Cleveland, OH
Thu May 10 2001, 7:05 PM EDT
Att: 34,502 - Sunny - 77 F

AB 32
R 3
H 8
RBI 3
BB 2
SO 5
LOB 13



Batter	1	2	3	4	5	6	7	8	9	AB	R	H	RBI	BB	SO	LOB	TOP										
Randy Winn, S OBP: 0.419, SLG: 0.615 (1, 8)										4	0	1	0	1	3	2	Tampa Bay Devil Rays @ Cleveland Indians Jacobs Field, Cleveland, OH Sat May 12 2001, 7:05 PM EDT Att: 40,399 - Sunny - 54 F										
Russ Johnson, R OBP: 0.402, SLG: 0.470 (1, 4)										5	0	1	0	0	3	7											
Ben Grieve, L OBP: 0.361, SLG: 0.366 (1, 7)										4	0	1	0	0	2	1											
Greg Vaughn, R OBP: 0.307, SLG: 0.386 (1, 10)										4	0	0	0	0	2	2											
Fred McGriff, L OBP: 0.333, SLG: 0.516 (1, 3)										4	0	2	0	0	0	0											
Jose Guillen, R OBP: 0.288, SLG: 0.283 (1, 9)										4	0	0	0	0	2	3											
Aubrey Huff, L OBP: 0.191, SLG: 0.348 (1, 5)										4	0	0	0	0	2	2											
John Flaherty, R OBP: 0.270, SLG: 0.344 (1, 2)										4	0	4	0	0	0	0											
Felix Martinez, S OBP: 0.300, SLG: 0.304 (1, 6)										3	0	1	0	0	1	2											
Steve Cox, L OBP: 0.313, SLG: 0.362 (9, PH)										1	0	0	0	0	0	1											
Inning Stats	R: 0 H: 1 E: 0 K: 2 S: 9	H: 1 LOB: 1 BB: 0 P: 14	R: 0 H: 0 E: 0 K: 1 S: 6	H: 0 LOB: 0 BB: 0 P: 11	R: 0 H: 1 E: 0 K: 2 S: 10	H: 1 LOB: 1 BB: 0 P: 15	R: 0 H: 1 E: 0 K: 3 S: 11	H: 1 LOB: 1 BB: 0 P: 17	R: 0 H: 2 E: 0 K: 3 S: 12	H: 2 LOB: 2 BB: 0 P: 22	R: 0 H: 0 E: 0 K: 0 S: 4	H: 0 LOB: 0 BB: 0 P: 8	R: 0 H: 2 E: 0 K: 0 S: 16	H: 2 LOB: 3 BB: 1 P: 26	R: 0 H: 2 E: 0 K: 2 S: 11	H: 2 LOB: 2 BB: 0 P: 14	R: 0 H: 1 E: 0 K: 2 S: 11	H: 1 LOB: 1 BB: 0 P: 16	1B: 9 2B: 1 3B: 0 HR: 0	SF: 0 SAC: 0 DP: 0 HBP: 0	WP: 0 PB: 0 CS: 0	PA: 38					
PITCHER	IP	WLS	BF	H	R	ER	SO	BB	IBB	HBP	BLK	WP	HR	S	P	ERA	WHIP										
Chuck Finley, L ERA: 3.75 (1, 1)	7.0	W	29	7	0	0	11	1	0	0	0	0	0	68	113	0.00	1.143										
Steve Karsay, R ERA: 1.19 (8, 1)	2.0		9	3	0	0	4	0	0	0	0	0	0	22	30	0.00	1.500										

Batter	1	2	3	4	5	6	7	8	9	AB	R	H	RBI	BB	SO	LOB	BOTTOM										
Kenny Lofton, L OBP: 0.339, SLG: 0.321 (1, 8)										3	0	0	0	0	1	1	Tampa Bay Devil Rays @ Cleveland Indians Jacobs Field, Cleveland, OH Sat May 12 2001, 7:05 PM EDT Att: 40,399 - Sunny - 54 F										
Jacob Cruz, L OBP: 0.286, SLG: 0.200 (6, PH) (7, 8)										1	0	0	0	1	0	1											
Omar Vizquel, S OBP: 0.346, SLG: 0.336 (1, 6)										2	1	1	1	2	0	0											
Roberto Alomar, S OBP: 0.397, SLG: 0.434 (1, 4)										4	1	1	0	0	0	4											
Jolbert Cabrera, R OBP: 0.352, SLG: 0.327 (7, 4)										0	0	0	0	0	0	0											
Juan Gonzalez, R OBP: 0.413, SLG: 0.701 (1, 9)										4	1	1	1	0	0	3											
Wil Cordero, R OBP: 0.421, SLG: 0.424 (8, 7)										0	0	0	0	0	0	0											
Jim Thome, L OBP: 0.382, SLG: 0.421 (1, 3)										2	1	0	0	2	1	1											
Ellis Burks, R OBP: 0.366, SLG: 0.602 (1, 10)										4	1	2	4	0	0	1											
Marty Cordova, R OBP: 0.436, SLG: 0.719 (1, 7) (8, 9)										4	1	1	1	0	0	3											
Russell Branyan, L OBP: 0.315, SLG: 0.554 (1, 5)										4	2	2	1	0	1	1											
Einar Diaz, R OBP: 0.383, SLG: 0.465 (1, 2)										3	0	2	0	0	0	0											
Inning Stats	R: 5 H: 3 E: 0 K: 2 S: 19	H: 3 LOB: 2 BB: 2 P: 37	R: 0 H: 1 E: 0 K: 0 S: 7	H: 1 LOB: 0 BB: 0 P: 13	R: 1 H: 2 E: 0 K: 0 S: 9	H: 2 LOB: 1 BB: 0 P: 15	R: 1 H: 2 E: 0 K: 0 S: 6	H: 2 LOB: 1 BB: 1 P: 12	R: 0 H: 0 E: 0 K: 0 S: 9	H: 0 LOB: 1 BB: 1 P: 18	R: 1 H: 1 E: 0 K: 0 S: 8	H: 1 LOB: 2 BB: 1 P: 16	R: 0 H: 0 E: 1 K: 1 S: 9	H: 0 LOB: 1 BB: 0 P: 13	R: 0 H: 1 E: 0 K: 0 S: 6	H: 1 LOB: 0 BB: 0 P: 10	1B: 3 2B: 4 3B: 0 HR: 3	SF: 1 SAC: 0 DP: 2 HBP: 1	WP: 1 PB: 0 SB: 1 CS: 1	PA: 39							
PITCHER	IP	WLS	BF	H	R	ER	SO	BB	IBB	HBP	BLK	WP	HR	S	P	ERA	WHIP										
Brian Rose, R ERA: 5.75 (1, 1)	5.0	L	25	8	7	7	2	4	0	0	0	0	3	50	95	12.60	2.400										
Travis Phelps, R ERA: 3.39 (6, 1)	2.0		10	1	1	1	1	1	0	1	0	0	0	17	29	4.50	1.000										
Tony Fiore, R ERA: (8, 1)	1.0		3	1	0	0	0	0	0	0	0	0	0	6	10	0.00	1.000										



Batter	1	2	3	4	5	6	7	8	9	AB	R	H	RBI	BB	SO	LOB	TOP			
Randy Winn, S OBP: 0.432, SLG: 0.600 (1, 9)										4	1	1	1	2	0	2	Tampa Bay Devil Rays @ Cleveland Indians Jacobs Field, Cleveland, OH Sun May 13 2001, 1:05 PM EDT Att: 41,399 - Sunny - 52 F livebaseballscorecards.com			
Gerald Williams, R OBP: 0.287, SLG: 0.357 (1, 8)										5	0	1	1	1	1	2				
Ben Grieve, L OBP: 0.368, SLG: 0.375 (1, 10)										5	2	3	0	0	0	3				
Greg Vaughn, R OBP: 0.329, SLG: 0.419 (1, 7)										4	2	4	0	1	0	0				
Steve Cox, L OBP: 0.333, SLG: 0.429 (1, 3)										5	1	3	5	0	2	5				
Aubrey Huff, L OBP: 0.173, SLG: 0.314 (1, 5)										5	0	0	0	0	1	8				
Russ Johnson, R OBP: 0.393, SLG: 0.452 (1, 4)										4	0	0	0	1	0	0				
John Flaherty, R OBP: 0.267, SLG: 0.337 (1, 2)										5	0	1	0	0	0	0				
Felix Martinez, S OBP: 0.304, SLG: 0.310 (1, 6)										4	1	1	0	0	2	2				
Inning Stats	R: 1 E: 0 K: 0 S: 13	H: 3 LOB: 2 BB: 0 P: 24	R: 0 E: 0 K: 0 S: 6	H: 0 LOB: 0 BB: 0 P: 9	R: 2 E: 0 K: 1 S: 12	H: 3 LOB: 1 BB: 0 P: 20	R: 2 E: 0 K: 0 S: 12	H: 3 LOB: 2 BB: 0 P: 19	R: 2 E: 0 K: 1 S: 14	H: 2 LOB: 2 BB: 0 P: 17	R: 0 E: 0 K: 1 S: 8	H: 0 LOB: 0 BB: 0 P: 15	R: 0 E: 0 K: 1 S: 19	H: 0 LOB: 3 BB: 3 P: 36	R: 0 E: 0 K: 0 S: 14	H: 0 LOB: 2 BB: 1 P: 26	1B: 9 2B: 4 3B: 0 HR: 1	SF: 0 SAC: 0 DP: 0 HBP: 1	WP: 0 PB: 0 CS: 0	PA: 47
PITCHER	IP WLS BF H R ER SO BB IBB HBP BLK WP HR S P ERA WHIP																			
Dave Burba, R ERA: 5.6 (1, 1)	3.2 L 20 9 5 5 1 0 0 0 0 0 0 0 42 71 12.27 2.455																			
Justin Speier, R ERA: 6.75 (4, 1)	1.2 11 5 2 2 1 1 0 0 0 0 0 1 19 32 10.80 3.600																			
Rich Rodriguez, L ERA: (6, 1)	0.2 2 0 0 0 2 0 0 0 0 0 0 0 6 7 0.00 0.000																			
Danys Baez, R ERA: (7, 1)	1.0 5 0 0 0 1 2 0 0 0 0 0 0 14 29 0.00 2.000																			
Ricardo Rincon, L ERA: 5.4 (8, 1)	1.0 4 0 0 0 1 0 1 0 0 0 0 0 13 22 0.00 0.000																			

Batter	1	2	3	4	5	6	7	8	9	AB	R	H	RBI	BB	SO	LOB	BOTTOM			
Jolbert Cabrera, R OBP: 0.362, SLG: 0.340 (1, 8)										4	0	2	0	0	0	1	Tampa Bay Devil Rays @ Cleveland Indians Jacobs Field, Cleveland, OH Sun May 13 2001, 1:05 PM EDT Att: 41,399 - Sunny - 52 F livebaseballscorecards.com			
Omar Vizquel, S OBP: 0.344, SLG: 0.328 (1, 6)										3	0	0	0	1	0	3				
Roberto Alomar, S OBP: 0.407, SLG: 0.444 (1, 4)										4	0	3	0	0	0	1				
Juan Gonzalez, R OBP: 0.409, SLG: 0.686 (1, 10)										3	0	0	0	1	1	3				
Jim Thome, L OBP: 0.370, SLG: 0.405 (1, 3)										4	0	0	0	0	1	5				
Ellis Burks, R OBP: 0.366, SLG: 0.595 (7, 7)										3	0	1	0	0	2	1				
Jacob Cruz, L OBP: 0.278, SLG: 0.194 (7, 7)										1	0	0	0	0	1	0				
Marty Cordova, R OBP: 0.429, SLG: 0.699 (1, 9)										4	0	1	0	0	1	1				
Russell Branyan, L OBP: 0.313, SLG: 0.539 (1, 5)										3	0	0	0	1	1	1				
Einar Diaz, R OBP: 0.376, SLG: 0.453 (1, 2)										4	0	1	0	0	0	2				
Inning Stats	R: 0 E: 0 K: 0 S: 13	H: 1 LOB: 2 BB: 1 P: 20	R: 0 E: 0 K: 1 S: 10	H: 0 LOB: 0 BB: 0 P: 16	R: 0 E: 0 K: 3 S: 12	H: 1 LOB: 1 BB: 0 P: 18	R: 0 E: 0 K: 0 S: 9	H: 1 LOB: 1 BB: 0 P: 10	R: 0 E: 0 K: 1 S: 11	H: 0 LOB: 1 BB: 1 P: 18	R: 0 E: 0 K: 0 S: 5	H: 0 LOB: 0 BB: 1 P: 11	R: 0 E: 0 K: 0 S: 11	H: 2 LOB: 2 BB: 1 P: 22	R: 0 E: 0 K: 2 S: 11	H: 1 LOB: 1 BB: 0 P: 17	1B: 8 2B: 0 3B: 0 HR: 0	SF: 0 SAC: 0 DP: 2 HBP: 0	WP: 0 PB: 0 CS: 0	PA: 36
PITCHER	IP WLS BF H R ER SO BB IBB HBP BLK WP HR S P ERA WHIP																			
Tanyon Sturtze, R ERA: 4.15 (1, 1)	7.0 W 27 5 0 0 0 1 0 0 0 0 0 0 11 22 0.00 3.000																			
Rusty Maccham, R ERA: 3.74 (8, 1)	1.0 5 2 0 0 0 0 0 0 0 0 0 0 11 22 0.00 3.000																			
Esteban Yan, R ERA: 3.68 (9, 1)	1.0 4 1 0 0 2 0 0 0 0 0 0 0 11 17 0.00 1.000																			

Batter	1	2	3	4	5	6	7	8	9	AB	R	H	RBI	BB	SO	LOB	TOP										
Kenny Lofton, L OBP: 0.336, SLG: 0.318 Russell Branyan, L OBP: 0.313, SLG: 0.539										4	0	1	0	0	1	1	Cleveland Indians @ Texas Rangers The Ballpark at Arlington, Arlington, TX Tue May 15 2001, 8:05 PM EDT Att: 39,348 - Sunny - 81 F										
Omar Vizquel, S OBP: 0.352, SLG: 0.333										4	0	2	0	1	0	0											
Roberto Alomar, S OBP: 0.400, SLG: 0.438										4	0	1	2	0	0	1											
Juan Gonzalez, R OBP: 0.403, SLG: 0.669										5	0	1	0	0	0	4											
Ellis Burks, R OBP: 0.358, SLG: 0.580 Jim Thome, L OBP: 0.372, SLG: 0.434										3	0	0	0	0	0	1											
Marty Cordova, R OBP: 0.437, SLG: 0.691										4	2	2	0	1	0	0											
Wil Cordero, R OBP: 0.432, SLG: 0.437										5	2	3	0	0	0	1											
Einar Diaz, R OBP: 0.404, SLG: 0.487										3	2	3	1	1	0	0											
Jolbert Cabrera, R OBP: 0.371, SLG: 0.386										4	0	2	4	0	0	3											
Inning Stats	R: 0 E: 0 K: 1 S: 7	H: 0 LOB: 0 BB: 0 P: 9	R: 3 E: 0 K: 0 S: 14	H: 4 LOB: 1 BB: 0 P: 20	R: 0 E: 0 K: 0 S: 6	H: 1 LOB: 1 BB: 0 P: 9	R: 3 E: 0 K: 0 S: 9	H: 3 LOB: 2 BB: 2 P: 21	R: 0 E: 0 K: 0 S: 11	H: 2 LOB: 0 BB: 0 P: 16	R: 0 E: 0 K: 0 S: 7	H: 1 LOB: 0 BB: 0 P: 8	R: 1 E: 0 K: 0 S: 7	H: 1 LOB: 0 BB: 0 P: 9	R: 1 E: 0 K: 0 S: 12	H: 4 LOB: 2 BB: 0 P: 19		R: 0 E: 0 K: 1 S: 6	H: 0 LOB: 0 BB: 1 P: 13	1B: 13 2B: 1 3B: 1 HR: 1	SF: 1 SAC: 1 DP: 3 HBP: 0	WP: 0 PB: 0 SB: 1 CS: 0	PA: 43				
PITCHER	IP	WLS	BF	H	R	ER	SO	BB	IBB	HBP	BLK	WP	HR	S	P	ERA	WHIP										
Doug Davis, L ERA: 7.0	3.1	L	20	8	6	6	1	2	0	0	0	0	0	34	55	16.20	3.000										
Mark Petkovsek, R ERA: 8.25	3.2		14	4	1	1	0	0	0	0	0	0	1	27	37	2.46	1.091										
Jeff Brantley, R ERA: 4.67	2.0		9	4	1	1	1	1	0	0	0	0	0	18	32	4.50	2.500										

Batter	1	2	3	4	5	6	7	8	9	AB	R	H	RBI	BB	SO	LOB	BOTTOM										
29 Rusty Greer, L OBP: 0.341, SLG: 0.477										5	1	1	0	0	0	2	Cleveland Indians @ Texas Rangers The Ballpark at Arlington, Arlington, TX Tue May 15 2001, 8:05 PM EDT Att: 39,348 - Sunny - 81 F										
Randy Velarde, R OBP: 0.413, SLG: 0.511										3	1	2	0	2	0	1											
Alex Rodriguez, R OBP: 0.395, SLG: 0.600										4	0	2	1	1	1	2											
Rafael Palmeiro, L OBP: 0.373, SLG: 0.522										5	0	1	1	0	2	5											
Andres Galarraga, R OBP: 0.316, SLG: 0.437										4	0	0	0	0	2	6											
Gabe Kapler, R OBP: 0.397, SLG: 0.536										3	1	0	0	1	0	1											
Ken Caminiti, S OBP: 0.295, SLG: 0.408										4	1	1	0	0	0	1											
Ruben Mateo, R OBP: 0.345, SLG: 0.366										4	0	1	1	0	3	1											
Doug Mirabeli, R OBP: 0.280, SLG: 0.310 Ruben Sierra, S OBP: 0.286, SLG: 0.714 Mike Hubbard, R OBP: 0.300, SLG: 0.700 Frank Catalanotto, L OBP: 0.329, SLG: 0.588										2	0	0	0	0	2	1											
Inning Stats	R: 2 E: 0 K: 0 S: 15	H: 3 LOB: 1 BB: 1 P: 26	R: 0 E: 0 K: 2 S: 10	H: 0 LOB: 0 BB: 0 P: 13	R: 0 E: 0 K: 1 S: 10	H: 2 LOB: 2 BB: 0 P: 18	R: 1 E: 0 K: 1 S: 10	H: 1 LOB: 1 BB: 1 P: 20	R: 0 E: 0 K: 1 S: 11	H: 0 LOB: 1 BB: 1 P: 17	R: 2 E: 0 K: 1 S: 13	H: 2 LOB: 0 BB: 0 P: 19	R: 0 E: 0 K: 2 S: 9	H: 0 LOB: 1 BB: 1 P: 17	R: 0 E: 0 K: 1 S: 9	H: 0 LOB: 0 BB: 0 P: 13		R: 1 E: 0 K: 1 S: 15	H: 2 LOB: 1 BB: 0 P: 22	1B: 9 2B: 0 3B: 0 HR: 1	SF: 0 SAC: 0 DP: 1 HBP: 0	WP: 1 PB: 0 SB: 1 CS: 0	PA: 40				
PITCHER	IP	WLS	BF	H	R	ER	SO	BB	IBB	HBP	BLK	WP	HR	S	P	ERA	WHIP										
CC Sabathia, L ERA: 3.86	5.0	W	23	6	3	3	5	3	0	0	0	0	0	10	15	27.00	3.000										
Steve Reed, R ERA: 3.39	0.2	H	4	2	2	2	1	0	0	0	0	0	0	3	4	0.00	0.000										
Rich Rodriguez, L ERA:	0.1	H	1	0	0	0	0	0	0	0	0	0	0	3	4	0.00	0.000										
Steve Karsay, R ERA: 1.09	2.0	H	7	0	0	0	3	1	0	0	0	0	0	18	30	0.00	0.500										
Bob Wickman, R ERA: 2.25	1.0	S	5	2	1	1	1	0	0	0	0	0	0	15	22	9.00	2.000										



Batter	1	2	3	4	5	6	7	8	9	AB	R	H	RBI	BB	SO	LOB	TOP										
Jolbert Cabrera, R OBP: 0.358, SLG: 0.371 (1, 8)	F8		F9		F9		FC1-6		CS 1B	5	0	1	1	0	0	1											
Omar Vizquel, S OBP: 0.353, SLG: 0.338 (1, 6)	F9		BB			1B 2B	G5-3		2H K	4	1	1	0	1	1	2											
Roberto Alomar, S OBP: 0.396, SLG: 0.433 (1, 4)	L6		P5			1B 2H		G3		4	0	1	1	0	0	1											
Juan Gonzalez, R OBP: 0.405, SLG: 0.664 (1, 9)		F8		F8 WP 1B		1-2 1B		F4		4	0	2	0	0	0	0											
Jim Thome, L OBP: 0.376, SLG: 0.431 (1, 10)		1B 1B		G5-4-3 BB		1-3 1B		K		3	0	1	0	1	2	2											
Marty Cordova, R OBP: 0.439, SLG: 0.683 (1, 7)		1-2 1B		F8 2-3		1-3 K			E4 HR 1B	4	1	2	0	0	1	4											
Wil Cordero, R OBP: 0.424, SLG: 0.467 (1, 3)		F8 1B		G5-4-3 1-2		3-2 G4-3			2H HR 1B	4	1	1	2	0	0	6											
Russell Branyan, L OBP: 0.311, SLG: 0.529 (1, 5)		K			F7		G4-3		SH1-4 1B	4	1	1	0	0	1	2											
Einar Diaz, R OBP: 0.402, SLG: 0.481 (1, 2)			F7		F8		FC1-6 1B		SH1-4	3	0	1	0	0	0	0											
Inning Stats	R: 0 E: 0 K: 0 S: 7	H: 0 LOB: 0 BB: 0 P: 11	R: 0 E: 0 K: 1 S: 10	H: 2 LOB: 2 BB: 0 P: 15	R: 0 E: 0 K: 0 S: 9	H: 0 LOB: 1 BB: 1 P: 15	R: 0 E: 0 K: 0 S: 9	H: 1 LOB: 1 BB: 1 P: 19	R: 0 E: 0 K: 0 S: 8	H: 0 LOB: 0 BB: 0 P: 13	R: 1 E: 0 K: 2 S: 16	H: 3 LOB: 2 BB: 0 P: 24	R: 0 E: 0 K: 0 S: 8	H: 1 LOB: 1 BB: 0 P: 12	R: 0 E: 0 K: 1 S: 6	H: 0 LOB: 0 BB: 0 P: 9	R: 3 E: 1 K: 1 S: 12	H: 4 LOB: 0 BB: 0 P: 15	1B: 9 2B: 1 3B: 0 HR: 1	SF: 0 SAC: 1 DP: 1 HBP: 0	WP: 1 PB: 0 SB: 0 CS: 1	PA: 38					
PITCHER	IP	WLS	BF	H	R	ER	SO	BB	IBB	HBP	BLK	WP	HR	S	P	ERA	WHIP										
Ryan Glynn, R ERA: 6.81 (1, 1)	3.0		13	3	0	0	1	1	0	0	0	0	0	30	48	0.00	1.333										
Pat Mahomes, R ERA: 3.24 (4, 1)	3.2	15	4	1	1	2	1	0	0	0	0	1	0	34	55	2.46	1.364										
Mike Venafro, L ERA: 3.38 (7, 1)	0.1	H	1	0	0	0	0	0	0	0	0	0	0	3	6	0.00	0.000										
59 Jeff Zimmerman, R ERA: 3.54 (8, 1)	1.0	H	3	0	0	0	1	0	0	0	0	0	0	6	9	0.00	0.000										
Tim Crabtree, R ERA: 9.92 (9, 1)	1.0	L	6	4	3	3	1	0	0	0	0	0	1	12	15	27.00	4.000										

Cleveland Indians @ Texas Rangers
The Ballpark at Arlington, Arlington, TX
Wed May 16 2001, 7:05 PM EDT
Att: 33,695 - Sunny - 88 F

AB	35
R	4
H	11
RBI	4
BB	2
SO	5
LOB	18



Batter	1	2	3	4	5	6	7	8	9	AB	R	H	RBI	BB	SO	LOB	BOTTOM										
29 Rusty Greer, L OBP: 0.339, SLG: 0.468 (1, 7)	K		K					G1-3		3	0	0	0	1	2	0											
Randy Velarde, R OBP: 0.402, SLG: 0.497 (1, 4)	G6-3			P6	G5-3			G5-3		4	0	0	0	0	0	2											
Alex Rodriguez, R OBP: 0.403, SLG: 0.643 (1, 6)	HR			1B 2B		SF9 3B		E5		4	3	3	1	0	0	0											
Rafael Palmeiro, L OBP: 0.371, SLG: 0.514 (1, 3)	K			FC6 1B		P4		G4-3		4	0	1	0	0	1	2											
Ruben Sierra, S OBP: 0.273, SLG: 0.600 (1, 10)		K		FC6 1B		SF9			K	3	0	1	2	0	2	0											
Gabe Kapler, R OBP: 0.390, SLG: 0.534 (1, 8)		G4-3		FC6 1B		K				4	0	1	0	0	1	2											
Frank Catalanotto, L OBP: 0.319, SLG: 0.563 Ruben Mateo, R OBP: 0.342, SLG: 0.363 (1, 9) (8, 9)		F7		G4-3			G6-3		G5-3	3	0	0	0	0	0	2											
Ken Caminiti, S OBP: 0.284, SLG: 0.392 (1, 5)			K				K		G3	4	0	0	0	0	3	1											
Doug Mirabelli, R OBP: 0.264, SLG: 0.295 (1, 2)			K		G5-3 29 BB					2	0	0	0	1	2	0											
Inning Stats	R: 1 E: 0 K: 2 S: 11	H: 1 LOB: 0 BB: 0 P: 17	R: 0 E: 0 K: 1 S: 5	H: 0 LOB: 0 BB: 0 P: 8	R: 0 E: 0 K: 3 S: 9	H: 0 LOB: 0 BB: 0 P: 12	R: 1 E: 0 K: 0 S: 18	H: 3 LOB: 2 BB: 0 P: 30	R: 0 E: 0 K: 1 S: 12	H: 0 LOB: 1 BB: 2 P: 23	R: 1 E: 0 K: 1 S: 8	H: 1 LOB: 0 BB: 0 P: 10	R: 0 E: 0 K: 2 S: 9	H: 0 LOB: 0 BB: 0 P: 13	R: 0 E: 1 K: 0 S: 10	H: 0 LOB: 1 BB: 0 P: 17	R: 0 E: 0 K: 1 S: 8	H: 1 LOB: 1 BB: 0 P: 13	1B: 2 2B: 2 3B: 1 HR: 1	SF: 1 SAC: 0 DP: 1 HBP: 0	WP: 0 PB: 0 SB: 0 CS: 0	PA: 35					
PITCHER	IP	WLS	BF	H	R	ER	SO	BB	IBB	HBP	BLK	WP	HR	S	P	ERA	WHIP										
Bartolo Colon, R ERA: 3.92 (1, 1)	7.1		28	5	3	3	10	2	0	0	0	0	0	6	10	0.00	0.955										
Paul Shuey, R ERA: 2.75 (8, 1)	0.2	W	3	0	0	0	0	0	0	0	0	0	0	6	10	0.00	0.000										
Bob Wickman, R ERA: 2.12 (9, 1)	1.0	S	4	1	0	0	1	0	0	0	0	0	0	8	13	0.00	1.000										

Cleveland Indians @ Texas Rangers
The Ballpark at Arlington, Arlington, TX
Wed May 16 2001, 7:05 PM EDT
Att: 33,695 - Sunny - 88 F

AB	32
R	3
H	6
RBI	3
BB	2
SO	11
LOB	10



Batter	1	2	3	4	5	6	7	8	9	AB	R	H	RBI	BB	SO	LOB	TOP										
Jolbert Cabrera, R OBP: 0.347, SLG: 0.373 (1, 8)	F7		1B 2B		P6	L4		G3-1		5	1	1	0	0	0	1											
Omar Vizquel, S OBP: 0.335, SLG: 0.340 Jacob Cruz, L OBP: 0.282, SLG: 0.206 (1, 6) (3, 8)	G1-3		2B 1B		K			G3		2	1	1	0	0	0	0											
Roberto Alomar, S OBP: 0.398, SLG: 0.441 Russell Branyan, L OBP: 0.319, SLG: 0.554 (1, 4) (3, 5)	P6		1B 2B		WP HR			F5		2	0	1	2	0	0	0											
Juan Gonzalez, R OBP: 0.405, SLG: 0.675 (1, 10)		FC6-4 1B	F5		HR			F9		5	1	2	2	0	0	1											
Marty Cordova, R OBP: 0.438, SLG: 0.667 (1, 9)		FC6-4 1-2		G5-3	FC6-4 BB			G6-3		4	0	1	0	1	0	1											
Wil Cordero, R OBP: 0.422, SLG: 0.488 (1, 7)		K		1B 2B	FC6-4 1-2			F9		5	1	2	0	0	1	2											
Jim Thome, L OBP: 0.379, SLG: 0.429 (1, 3)				1B		L8				3	0	1	1	1	1	1											
Mark Lewis, R (1, 5) (3, 4)			G5-3		F9			G6-3		4	0	0	0	0	1	4											
Einar Diaz, R OBP: 0.396, SLG: 0.471 (1, 2)			F7		P4			G5-3		4	0	1	0	0	0	4											
Inning Stats	R: 0 E: 0 K: 0 S: 6	H: 0 LOB: 0 BB: 0 P: 6	R: 0 E: 0 K: 2 S: 9	H: 1 LOB: 1 BB: 0 P: 18	R: 2 E: 0 K: 0 S: 13	H: 3 LOB: 1 BB: 0 P: 21	R: 1 E: 0 K: 0 S: 8	H: 2 LOB: 1 BB: 0 P: 17	R: 2 E: 0 K: 1 S: 16	H: 1 LOB: 1 BB: 2 P: 30	R: 0 E: 0 K: 0 S: 6	H: 1 LOB: 1 BB: 0 P: 10	R: 2 E: 0 K: 1 S: 20	H: 4 LOB: 3 BB: 1 P: 29	R: 0 E: 0 K: 0 S: 6	H: 0 LOB: 0 BB: 0 P: 9	R: 0 E: 0 K: 0 S: 5	H: 0 LOB: 0 BB: 0 P: 6	1B: 6 2B: 4 3B: 0 HR: 2	SF: 0 SAC: 0 DP: 0 HBP: 0	WP: 1 PB: 0 SB: 0 CS: 0	PA: 42					
PITCHER	IP	WLS	BF	H	R	ER	SO	BB	IBB	HBP	BLK	WP	HR	S	P	ERA	WHIP										
Kenny Rogers, L ERA: 6.56 (1, 1)	6.0	W	30	10	7	7	3	2	0	0	0	1	2	60	104	10.50	2.000										
Jeff Brantley, R ERA: 4.42 (7, 1)	1.0		6	2	0	0	1	1	0	0	0	0	0	18	27	0.00	3.000										
Juan Moreno, L ERA: (8, 1)	1.0		3	0	0	0	0	0	0	0	0	0	0	6	9	0.00	0.000										
J.D. Smart, R ERA: (9, 1)	1.0		3	0	0	0	0	0	0	0	0	0	0	5	6	0.00	0.000										

Cleveland Indians @ Texas Rangers
The Ballpark at Arlington, Arlington, TX
Thu May 17 2001, 3:05 PM EDT
Att: 37,191 - Sunny - 86 F

livebaseballscorecards.com

AB 39
R 7
H 12
RBI 7
BB 3
SO 4
LOB 14



Batter	1	2	3	4	5	6	7	8	9	AB	R	H	RBI	BB	SO	LOB	BOTTOM										
29 Rusty Greer, L OBP: 0.341, SLG: 0.475 (1, 7)	1B 2B				K			G4-3		4	2	2	2	0	1	0											
Randy Velarde, R OBP: 0.402, SLG: 0.500 (1, 4)	K							K		5	1	2	1	0	2	2											
Alex Rodriguez, R OBP: 0.409, SLG: 0.660 (1, 6)	2B SF8		G5-3		F7			E6		5	2	3	3	0	0	1											
Rafael Palmeiro, L OBP: 0.371, SLG: 0.537 (1, 10)		HR	F8		F7			F9		5	1	2	2	0	0	2											
Ivan Rodriguez, R OBP: 0.349, SLG: 0.554 (1, 2)	SF8		G6-3					L7		4	1	1	1	0	0	0											
Andres Galaraga, R OBP: 0.313, SLG: 0.425 (1, 3)	K				F8			P3		4	1	0	0	0	1	1											
Gabe Kapler, R OBP: 0.414, SLG: 0.553 (1, 8)					P6			FC6-4 BB		3	2	2	1	2	0	0											
Ruben Mateo, R OBP: 0.352, SLG: 0.368 (1, 9)					FC6-4 HBP			FC6-4		4	1	2	0	0	0	3											
Scott Sheldon, R OBP: 0.364, SLG: 0.455 (1, 5)					FC6-4			K		4	1	2	2	0	1	3											
Inning Stats	R: 2 E: 0 K: 2 S: 17	H: 3 LOB: 1 BB: 0 P: 25	R: 10 E: 0 K: 0 S: 28	H: 10 LOB: 1 BB: 0 P: 40	R: 0 E: 0 K: 0 S: 6	H: 0 LOB: 0 BB: 0 P: 9	R: 0 E: 0 K: 0 S: 7	H: 0 LOB: 1 BB: 0 P: 11	R: 0 E: 0 K: 1 S: 9	H: 1 LOB: 1 BB: 0 P: 16	R: 0 E: 0 K: 1 S: 11	H: 1 LOB: 2 BB: 1 P: 19	R: 0 E: 1 K: 1 S: 17	H: 1 LOB: 1 BB: 0 P: 23	R: 0 E: 0 K: 0 S: 8	H: 0 LOB: 1 BB: 1 P: 13	1B: 10 2B: 4 3B: 0 HR: 2	SF: 2 SAC: 0 DP: 0 HBP: 2	WP: 0 PB: 0 SB: 0 CS: 0	PA: 44							
PITCHER	IP	WLS	BF	H	R	ER	SO	BB	IBB	HBP	BLK	WP	HR	S	P	ERA	WHIP										
Chuck Finley, L ERA: 5.08 (1, 1)	1.0	L	12	9	8	8	2	0	0	0	0	0	1	30	41	72.00	9.000										
Justin Speier, R ERA: 6.97 (2, 1)	4.2		23	6	4	4	1	1	0	2	0	0	1	44	72	7.71	1.500										
Danys Baez, R ERA: (6, 1)	2.1		9	1	0	0	2	1	0	0	0	0	0	29	43	0.00	0.857										

Cleveland Indians @ Texas Rangers
The Ballpark at Arlington, Arlington, TX
Thu May 17 2001, 3:05 PM EDT
Att: 37,191 - Sunny - 86 F

livebaseballscorecards.com

AB 38
R 12
H 16
RBI 12
BB 2
SO 5
LOB 12



Batter	1	2	3	4	5	6	7	8	9	AB	R	H	RBI	BB	SO	LOB	TOP					
Jacob Cruz, L (1, 8) OBP: 0.318, SLG: 0.385	3-2 SH1-4 1B 2B	2-0 1-H HR			0-1 L9		0-0 L6	1-1 1B 2B		5	3	3	2	0	0	0	Cleveland Indians @ Anaheim Angels Edison International Field, Anaheim, CA Fri May 18 2001, 10:05 PM EDT Att: 39,177 - Overcast - 66 F					
Omar Vizquel, S (1, 6) OBP: 0.336, SLG: 0.340	1-1 SH1-4 2-3	2-0 P6			2-2 F7		4-2 1B BB HBP BB	1-1 G6-4-3 1B		3	1	1	1	1	0	0						
Roberto Alomar, S (1, 4) OBP: 0.410, SLG: 0.441	0-1 BB HBP 1B				4-0 1B BB		4-2 HBP 1B SF9 BB	0-0 G6-4-3 1-2		2	1	1	1	3	0	1						
Juan Gonzalez, R (1, 9) OBP: 0.416, SLG: 0.677	1-1 G5-3 BB HBP				1-1 1B BB		1-1 SF9 HBP 2B 1B	0-0 G2-3 BB 1B		4	1	3	0	0	1	1						
Jim Thome, L (1, 3) Wil Cordero, R (7, PH) OBP: 0.378, SLG: 0.421 OBP: 0.435, SLG: 0.488	4-0 1-2 2-3 BB				2-0 G3-1 1-3		3-2 2B HBP	4-0 G2-3 BB		2	0	0	0	1	1	3						
Ellis Burks, R (1, 10) OBP: 0.345, SLG: 0.561	2-2 G5-3 2-3f				0-0 F7		0-0 G6-3 SF9	0-3 K		4	0	0	1	0	1	6						
Marty Cordova, R (1, 7) OBP: 0.427, SLG: 0.655		2-1 L8			2-1 F8		0-1 G5-3	3-1 G2-3		5	0	1	1	0	0	2						
Russell Branyan, L (1, 5) Jolbert Cabrera, R (7, 5) OBP: 0.317, SLG: 0.540 OBP: 0.342, SLG: 0.368		2-3 K			0-0 F7		4-1 1-3 3-H 2B	1-2 G3		3	0	0	0	1	2	2						
Eddie Taubensee, L (1, 2) OBP: 0.264, SLG: 0.300		4-1 HR BB			2-1 F7		3-1 L4	2-2 F8		3	1	0	0	1	0	1						
Inning Stats	R: 1 E: 0 K: 0 S: 16	H: 2 LOB: 2 BB: 1 P: 27	R: 2 E: 0 K: 1 S: 8	H: 1 LOB: 0 BB: 1 P: 20	R: 0 E: 1 K: 1 S: 7	H: 0 LOB: 1 BB: 1 P: 15	R: 0 E: 0 K: 0 S: 5	H: 0 LOB: 0 BB: 0 P: 9	R: 0 E: 0 K: 1 S: 10	H: 1 LOB: 2 BB: 1 P: 19	R: 0 E: 0 K: 0 S: 6	H: 0 LOB: 1 BB: 1 P: 13	R: 3 E: 0 K: 1 S: 21	H: 2 LOB: 2 BB: 2 P: 39	R: 1 E: 0 K: 0 S: 8	H: 2 LOB: 0 BB: 0 P: 12		R: 0 E: 0 K: 1 S: 10	H: 1 LOB: 2 BB: 1 P: 18	1B: 5 2B: 3 HR: 1	SF: 1 SAC: 1 HBP: 2	WP: 0 PB: 0 SB: 0 CS: 0
PITCHER	IP WLS BF H R ER SO BB IBB HBP BLK WP HR S P ERA WHIP																					
Pat Rapp, R (1, 1) ERA: 5.08	5.0 L 23 4 3 3 3 4 0 1 0 0 0 1 46 90 5.40 1.600																					
Ben Weber, R (6, 1) ERA: 3.12	1.1 8 1 3 3 0 0 3 0 0 0 0 0 14 30 20.25 3.000																					
47 Mark Lukasiewicz, L (7, 1) ERA: 13.5	0.0 1 0 0 0 0 0 0 0 1 0 0 0 2 5 ∞ ∞																					
Al Levine, R (7, 1) ERA: 1.96	0.2 3 1 0 0 1 0 0 0 0 0 0 0 11 17 0.00 1.500																					
Lou Pote, R (8, 1) ERA: 5.16	2.0 9 3 1 1 1 1 1 0 0 0 0 0 18 30 4.50 2.000																					

AB	32
R	7
H	9
RBI	7
BB	8
SO	5
LOB	18



Batter	1	2	3	4	5	6	7	8	9	AB	R	H	RBI	BB	SO	LOB	BOTTOM					
David Eckstein, R (1, 6) OBP: 0.396, SLG: 0.386	1-1 PB 1B				3-2 F9		1-1 F4	1-2 G5-3		4	1	1	0	0	0	1	Cleveland Indians @ Anaheim Angels Edison International Field, Anaheim, CA Fri May 18 2001, 10:05 PM EDT Att: 39,177 - Overcast - 66 F					
Darin Erstad, L (1, 8) OBP: 0.301, SLG: 0.350	2-3 K				1-3 K		0-2 G3-1	2-2 F7		4	0	0	0	0	2	2						
Tim Salmon, R (1, 9) OBP: 0.364, SLG: 0.357	2-3 K				0-0 F9		0-0 F9	1-3 K		4	0	0	0	0	2	1						
16 Garret Anderson, L (1, 10) OBP: 0.294, SLG: 0.357	0-2 2-H 1B				2-3 K		1-2 G3	2-1 F8		4	0	1	1	0	1	0						
Troy Glaus, R (1, 5) OBP: 0.354, SLG: 0.526	3-3 K				3-0 G3 S 1B		3-3 K	4-2 BB		3	0	1	0	1	2	1						
Wally Joyner, L (1, 3) Benji Gil, R (9, PH) OBP: 0.330, SLG: 0.404 OBP: 0.357, SLG: 0.512		0-0 SH1-3 SF7 2B			2-2 G3 1-3		1-1 F7	2-3 K		3	1	1	0	0	0	1						
Adam Kennedy, L (1, 4) OBP: 0.330, SLG: 0.443	0-1 SH1-3 2-3				2-0 L7		1-0 1B	0-2 F8		3	0	1	0	0	0	2						
Shawn Wooten, R (1, 2) OBP: 0.347, SLG: 0.644	1-0 SF7				1-0 SH1-3 1B		0-1 F7			2	0	1	1	0	0	1						
Orlando Palmeiro, L (1, 7) OBP: 0.317, SLG: 0.358	3-1 F6				0-0 SH1-3 1-2		0-0 F7			2	0	0	0	0	0	1						
Inning Stats	R: 1 E: 0 K: 3 S: 16	H: 2 LOB: 1 BB: 0 P: 24	R: 1 E: 0 K: 0 S: 6	H: 1 LOB: 0 BB: 0 P: 10	R: 0 E: 0 K: 1 S: 8	H: 0 LOB: 0 BB: 0 P: 12	R: 0 E: 0 K: 1 S: 10	H: 1 LOB: 0 BB: 0 P: 19	R: 0 E: 0 K: 0 S: 7	H: 1 LOB: 1 BB: 0 P: 9	R: 0 E: 0 K: 1 S: 8	H: 0 LOB: 0 BB: 0 P: 12	R: 0 E: 0 K: 0 S: 6	H: 1 LOB: 1 BB: 0 P: 8	R: 0 E: 0 K: 1 S: 10	H: 0 LOB: 0 BB: 0 P: 14		R: 0 E: 0 K: 1 S: 14	H: 0 LOB: 1 BB: 1 P: 22	1B: 5 2B: 1 3B: 0 HR: 0	SF: 1 SAC: 2 DP: 0 HBP: 0	WP: 0 PB: 1 SB: 1 CS: 0
PITCHER	IP WLS BF H R ER SO BB IBB HBP BLK WP HR S P ERA WHIP																					
Dave Burba, R (1, 1) ERA: 5.02	7.0 W 27 6 2 1 6 0 0 0 0 0 0 0 61 94 1.29 0.857																					
Paul Shuey, R (8, 1) ERA: 2.61	1.0 3 0 0 0 1 0 0 0 0 0 0 0 10 14 0.00 0.000																					
Ricardo Rincon, L (9, 1) ERA: 4.82	1.0 4 0 0 0 1 1 0 0 0 0 0 0 14 22 0.00 1.000																					

AB	30
R	2
H	6
RBI	2
BB	1
SO	8
LOB	11



Batter	1	2	3	4	5	6	7	8	9	10	AB	R	H	RBI	BB	SO	LOB	TOP																			
Jolbert Cabrera, R OBP: 0.359, SLG: 0.375	1-2 FC5-4 1B		1-1 P4		2-0 F8		4-1 BB		1-2 SH2-4 2B	4 1 2 0 1 0 1																											
Omar Vizquel, S OBP: 0.356, SLG: 0.338	0-2 FC5-4 1B		2-2 CS		3-2 F8		1-1 F8		2-1 SH2-4	4 0 1 0 0 0 3																											
Roberto Alomar, S OBP: 0.415, SLG: 0.460	1-1 G5-4-3 1B		0-1 SAFE CS		0-0 G6-3		2-1 1B 2B		0-0 F2	5 1 3 1 0 0 1																											
Juan Gonzalez, R OBP: 0.410, SLG: 0.669	0-0 G5-4-3				0-1 HR 2B		1-2 P6		2-2 F7	5 1 1 0 0 1 4																											
Ellis Burks, R OBP: 0.354, SLG: 0.586		0-0 1B			2-0 HR		2-2 1B		2-3 K	5 1 3 3 0 1 1																											
Marty Cordova, R OBP: 0.413, SLG: 0.632		0-0 F7			1-3 K		2-3 K		2-2 F9	4 0 0 0 0 2 2																											
Wil Cordero, R OBP: 0.432, SLG: 0.476		1-0 P6			1-0 G5-3		4-0 IBB		2-2 F9	2 0 0 0 1 0 1																											
Russell Branyan, L OBP: 0.315, SLG: 0.536										1 0 0 0 0 0 0																											
Mark Lewis, R OBP: 0.376, SLG: 0.418		2-1 F9					2-3 K		2-2 G4-3	3 0 0 0 0 1 3																											
Jim Thome, L OBP: 0.376, SLG: 0.418										1 0 0 0 0 0 0																											
Einar Diaz, R OBP: 0.400, SLG: 0.483									0-1 1B	4 0 2 0 0 0 0																											
Inning Stats	R: 0 E: 0 K: 0 S: 10	H: 2 LOB: 1 BB: 0 P: 12	R: 0 E: 0 K: 0 S: 5	H: 1 LOB: 1 BB: 0 P: 8	R: 0 E: 0 K: 1 S: 10	H: 1 LOB: 0 BB: 0 P: 14	R: 2 E: 0 K: 1 S: 8	H: 2 LOB: 0 BB: 0 P: 12	R: 0 E: 0 K: 1 S: 11	H: 1 LOB: 1 BB: 0 P: 20	R: 1 E: 0 K: 1 S: 12	H: 2 LOB: 2 BB: 1 P: 26	R: 0 E: 0 K: 0 S: 7	H: 0 LOB: 1 BB: 1 P: 12	R: 0 E: 0 K: 1 S: 9	H: 0 LOB: 0 BB: 0 P: 15	R: 0 E: 0 K: 0 S: 8	H: 1 LOB: 1 BB: 0 P: 12	R: 1 E: 0 K: 1 S: 14	H: 2 LOB: 1 BB: 0 P: 20	1B: 7 2B: 4 3B: 0 HR: 1	SF: 0 SAC: 1 DP: 1 HBP: 0	WP: 0 PB: 0 SB: 1 CS: 1	PA: 42													
PITCHER	IP 7.0	WLS 30	BF 9	H 3	R 3	ER 3	SO 3	BB 1	IBB 0	HBP 0	BLK 0	WP 0	HR 1	S 63	P 104	ERA 3.86	WHIP 1.429																				
Jarrod Washburn, L ERA: 5.11	(1, 1)																																				
Shigetoshi Hasegawa, R ERA: 4.79	(8, 1)																																				
Troy Percival, R ERA: 0.99	(10, 1)																																				

Cleveland Indians @ Anaheim Angels
Edison International Field, Anaheim, CA
Sat May 19 2001, 10:05 PM EDT
Att. 40,019 - Sunny - 65 F

AB 38
R 4
H 12
RBI 4
BB 2
SO 5
LOB 16



Batter	1	2	3	4	5	6	7	8	9	10	AB	R	H	RBI	BB	SO	LOB	BOTTOM																		
David Eckstein, R OBP: 0.393, SLG: 0.379	0-1 FC5-4 1B		4-2 16 BB BB		3-2 G6-3		1-3 K		0-1 G4-3	5 0 1 0 1 1 7																										
Darin Erstad, L OBP: 0.302, SLG: 0.392	4-1 FC5-4 BB		2-3 K		1-1 F8		0-0 E3		2-2 16 G3 2B	5 0 1 1 1 1 5																										
Tim Salmon, R OBP: 0.363, SLG: 0.346	0-2 L4		4-2 16 BB BB		1-2 G6-3		1-2 FC6-4 BB		2-2 L4	4 0 0 0 2 1 3																										
16 Garret Anderson, L OBP: 0.295, SLG: 0.358	3-1 F7		4-1 BB		1-1 1B 2B		1-3 K		2-0 G3	5 1 1 1 1 2 6																										
Troy Glaus, R OBP: 0.353, SLG: 0.513	0-0 FC5-4		1-2 2-3 S-4 K		4-0 1B BB		2-0 FC6-4		4-0 IBB	4 0 0 0 2 1 8																										
Wally Joyner, L OBP: 0.324, SLG: 0.394		0-0 G6-3		3-2 P6		0-0 1-2 2-H 1B		2-1 F8	1-2 G4-3	5 0 1 1 0 0 5																										
Scott Spiezio, S OBP: 0.293, SLG: 0.317		2-3 K		0-1 P6		0-2 F7		0-3 K	3-2 F7	5 0 0 0 0 2 2																										
José Molina, R OBP: 0.303, SLG: 0.467		0-0 G4-3		1-1 L9		1-1 1B E 1B		2-2 1B	2-2 1B	2 0 0 0 0 0 0																										
Orlando Palmeiro, L OBP: 0.329, SLG: 0.370										1 1 1 0 0 0 0																										
Shawn Wooten, R OBP: 0.373, SLG: 0.660										2 0 2 0 0 0 0																										
Benji Gil, R OBP: 0.387, SLG: 0.512										0 0 0 0 0 0 0																										
Jamie Burke, R OBP: 0.500, SLG: 0.500										0 0 0 0 0 0 0																										
Adam Kennedy, L OBP: 0.360, SLG: 0.465			4-2 BB 16 BB BLK BB		2-1 1B		2-2 BB E 1B		1-1 1B	4 1 4 0 1 0 0																										
Inning Stats	R: 0 E: 0 K: 0 S: 9	H: 1 LOB: 2 BB: 1 P: 16	R: 0 E: 0 K: 1 S: 5	H: 0 LOB: 0 BB: 0 P: 7	R: 0 E: 0 K: 2 S: 20	H: 0 LOB: 3 BB: 4 P: 41	R: 0 E: 0 K: 0 S: 9	H: 1 LOB: 1 BB: 0 P: 15	R: 1 E: 0 K: 0 S: 12	H: 2 LOB: 2 BB: 1 P: 19	R: 1 E: 1 K: 2 S: 16	H: 2 LOB: 3 BB: 1 P: 27	R: 0 E: 0 K: 1 S: 14	H: 2 LOB: 2 BB: 0 P: 20	R: 0 E: 0 K: 0 S: 12	H: 1 LOB: 2 BB: 1 P: 23	R: 0 E: 0 K: 0 S: 14	H: 2 LOB: 2 BB: 0 P: 21	R: 0 E: 0 K: 2 S: 8	H: 0 LOB: 0 BB: 0 P: 9	1B: 9 2B: 2 3B: 0 HR: 0	SF: 0 SAC: 0 DP: 0 HBP: 0	WP: 0 PB: 0 SB: 1 CS: 0	PA: 50												
PITCHER	IP 5.0	WLS 25	BF 4	H 2	R 2	ER 2	SO 3	BB 6	IBB 0	HBP 0	BLK 1	WP 0	HR 0	S 55	P 98	ERA 3.60	WHIP 2.000																			
Jaret Wright, R ERA: 3.6	(1, 1)																																			
Steve Reed, R ERA: 3.86	(6, 1)																																			
Rich Rodriguez, L ERA: 3.86	(6, 1)																																			
Steve Karsay, R ERA: 1.03	(6, 1)																																			
Ricardo Rincon, L ERA: 4.35	(8, 1)																																			

Cleveland Indians @ Anaheim Angels
Edison International Field, Anaheim, CA
Sat May 19 2001, 10:05 PM EDT
Att. 40,019 - Sunny - 65 F

AB 42
R 3
H 11
RBI 3
BB 8
SO 8
LOB 36



Batter	1	2	3	4	5	6	7	8	9	AB	R	H	RBI	BB	SO	LOB	TOP										
Jacob Cruz, L OBP: 0.306, SLG: 0.349	F7		G4-6-3		F5				G4-3	4	0	0	0	1	0	1	Cleveland Indians @ Anaheim Angels Edison International Field, Anaheim, CA Sun May 20 2001, 8:05 PM EDT Att: 36,339 - Sunny - 72 F										
Jolbert Cabrera, R OBP: 0.396, SLG: 0.378	G4-3 1B		F7			G4-6-3 BB	SF8			2	0	1	1	1	0	0											
Roberto Alomar, S OBP: 0.406, SLG: 0.448	G4-3			F8	G4-6-3		CS	G3		4	0	0	0	0	0	2											
Juan Gonzalez, R OBP: 0.401, SLG: 0.652		P6		G5-3		F8		K		4	0	0	0	0	1	0											
Jim Thome, L OBP: 0.379, SLG: 0.440		L9		F8						3	1	1	1	1	0	0											
Ellis Burks, R OBP: 0.371, SLG: 0.618		1B								3	2	3	1	1	0	0											
Wil Cordero, R OBP: 0.434, SLG: 0.477		1B			HR					4	1	2	0	0	0	2											
Russell Branyan, L OBP: 0.313, SLG: 0.535					L4					4	1	2	0	0	0	2											
Einar Diaz, R OBP: 0.404, SLG: 0.516										4	1	2	1	0	1	2											
Inning Stats	R: 0 E: 0 K: 0 S: 9	H: 1 LOB: 0 BB: 0 P: 13	R: 0 E: 0 K: 1 S: 14	H: 2 LOB: 2 BB: 0 P: 23	R: 0 E: 0 K: 0 S: 4	H: 1 LOB: 0 BB: 0 P: 5	R: 0 E: 0 K: 0 S: 5	H: 0 LOB: 0 BB: 0 P: 12	R: 2 E: 0 K: 0 S: 14	H: 2 LOB: 0 BB: 0 P: 24	R: 0 E: 0 K: 0 S: 5	H: 0 LOB: 0 BB: 1 P: 12	R: 4 E: 0 K: 1 S: 19	H: 3 LOB: 0 BB: 2 P: 32	R: 0 E: 0 K: 1 S: 13	H: 1 LOB: 2 BB: 0 P: 28		R: 0 E: 0 K: 1 S: 12	H: 0 LOB: 0 BB: 0 P: 19	1B: 6 2B: 1 3B: 0 HR: 3	SF: 1 SAC: 0 DP: 3 HBP: 0	WP: 1 PB: 0 CS: 1	PA: 38				
PITCHER	IP	WLS	BF	H	R	ER	SO	BB	IBB	HBP	BLK	WP	HR	S	P	ERA	WHIP										
Ismael Valdez, R ERA: 4.5	(1, 1)	6.0	25	8	5	5	1	2	0	0	0	0	3	60	104	7.50	1.667										
Al Levine, R ERA: 2.16	(7, 1)	2.0	W	9	2	1	1	2	2	0	0	1	0	23	45	4.50	2.000										
Troy Percival, R ERA: 0.55	(9, 1)	1.0	S	3	0	0	0	1	0	0	0	0	0	12	19	0.00	0.000										

Batter	1	2	3	4	5	6	7	8	9	AB	R	H	RBI	BB	SO	LOB	BOTTOM										
David Eckstein, R OBP: 0.387, SLG: 0.368	K		G4-3	1B WP 2B BB		G6-3		E6 G6-3 1B		4	2	0	0	1	1	1	Cleveland Indians @ Anaheim Angels Edison International Field, Anaheim, CA Sun May 20 2001, 8:05 PM EDT Att: 36,339 - Sunny - 72 F										
Darin Erstad, L OBP: 0.310, SLG: 0.361	F9 2B		G3-1	2B 1B		S BB		G6-3		4	0	2	2	1	0	1											
Troy Glaus, R OBP: 0.360, SLG: 0.519	F9		1B BB			F8		1B 1B		4	1	2	2	1	0	2											
Shawn Wooten, R OBP: 0.364, SLG: 0.627	K					F9		16 1B 1B		4	0	1	0	0	2	2											
Wally Joyner, L OBP: 0.330, SLG: 0.400			1B			K		16 1B 1B		1	0	1	0	0	0	0											
16 Garret Anderson, L OBP: 0.303, SLG: 0.365			F8			F5		1B 1B		5	2	3	1	0	0	2											
Scott Spiezio, S OBP: 0.299, SLG: 0.333		F8		G5-3		WP 2B		K		5	0	2	1	0	1	3											
Tim Salmon, R OBP: 0.366, SLG: 0.346		F8		BB WP 1B		S BB		G1-4-3		3	1	1	0	1	0	2											
Benji Gil, R OBP: 0.364, SLG: 0.541		HR		WP BB 1B BB		K		F8		3	2	1	2	1	1	2											
José Molina, R OBP: 0.297, SLG: 0.471			K			K		E G6-3 2B		4	1	1	0	0	3	4											
Inning Stats	R: 0 E: 0 K: 2 S: 10	H: 1 LOB: 1 BB: 0 P: 16	R: 2 E: 0 K: 1 S: 10	H: 2 LOB: 0 BB: 0 P: 16	R: 0 E: 0 K: 0 S: 10	H: 1 LOB: 2 BB: 1 P: 19	R: 3 E: 0 K: 1 S: 16	H: 3 LOB: 2 BB: 2 P: 28	R: 1 E: 0 K: 2 S: 15	H: 2 LOB: 2 BB: 1 P: 25	R: 0 E: 0 K: 1 S: 12	H: 0 LOB: 1 BB: 1 P: 20	R: 0 E: 0 K: 0 S: 7	H: 1 LOB: 0 BB: 0 P: 12	R: 3 E: 1 K: 1 S: 24	H: 4 LOB: 2 BB: 0 P: 36	1B: 9 2B: 4 3B: 0 HR: 1	SF: 0 SAC: 0 DP: 1 HBP: 0	WP: 2 PB: 0 SB: 3 CS: 0	PA: 42							
PITCHER	IP	WLS	BF	H	R	ER	SO	BB	IBB	HBP	BLK	WP	HR	S	P	ERA	WHIP										
CC Sabathia, L ERA: 4.75	(1, 1)	4.1		9	6	6	4	3	0	0	0	1	0	21	37	0.00	1.200										
Danys Baez, R ERA:	(5, 1)	1.2		7	0	0	3	2	0	0	0	0	0	17	30	5.40	1.200										
Rich Rodriguez, L ERA:	(7, 1)	1.2	L	7	2	2	1	0	0	0	0	0	0	5	7	∞	∞										
Steve Reed, R ERA: 4.41	(8, 1)	0.0		2	2	0	0	0	0	0	0	0	0	5	7	∞	∞										
Ricardo Rincon, L ERA: 4.22	(8, 1)	0.1		2	1	1	0	1	0	0	0	0	0	9	11	0.00	3.000										

Batter	1	2	3	4	5	6	7	8	9	AB	R	H	RBI	BB	SO	LOB	TOP										
Roger Cedeno, S OBP: 0.310, SLG: 0.320 (1, 9)										4	0	1	0	0	0	0											
Jose Macias, S OBP: 0.336, SLG: 0.464 (1, 5)										4	0	2	0	0	0	1											
Robert Fick, L OBP: 0.405, SLG: 0.641 15 Brandon Inge, R OBP: 0.275, SLG: 0.320 (1, 2)										4	1	2	1	0	1	2											
Tony Clark, S OBP: 0.397, SLG: 0.504 (1, 3)										3	1	0	0	1	1	3											
Dean Palmer, R OBP: 0.355, SLG: 0.500 (1, 10)											4	1	2	2	0	1											
Deivi Cruz, R OBP: 0.281, SLG: 0.392 (1, 6)											4	0	0	0	0	1											
Juan Encarnacion, R OBP: 0.317, SLG: 0.467 (1, 8)											4	0	1	0	0	1											
Damon Easley, R OBP: 0.350, SLG: 0.444 (1, 4)											4	0	0	0	0	2											
Ryan Jackson, L OBP: 0.300, SLG: 0.333 (1, 7)										3	0	0	0	0	0												
Inning Stats	R: 0 H: 1 E: 0 K: 2 S: 15	H: 1 LOB: 1 BB: 0 P: 22	R: 0 H: 0 E: 0 K: 1 S: 7	H: 0 LOB: 3 BB: 0 P: 9	R: 0 H: 0 E: 0 K: 0 S: 6	H: 0 LOB: 0 BB: 0 P: 11	R: 2 H: 2 E: 0 K: 0 S: 10	H: 2 LOB: 0 BB: 1 P: 18	R: 0 H: 0 E: 0 K: 2 S: 4	H: 0 LOB: 0 BB: 0 P: 9	R: 1 H: 1 E: 0 K: 1 S: 11	H: 1 LOB: 0 BB: 0 P: 19	R: 0 H: 1 E: 0 K: 1 S: 9	H: 1 LOB: 1 BB: 0 P: 16	R: 0 H: 2 E: 0 K: 0 S: 7	H: 2 LOB: 2 BB: 0 P: 12	R: 0 H: 1 E: 0 K: 0 S: 8	H: 1 LOB: 1 BB: 0 P: 11	1B: 5 2B: 1 3B: 0 HR: 2	SF: 0 SAC: 0 DP: 1 HBP: 0	WP: 0 PB: 0 SB: 1 CS: 0	PA: 35					
PITCHER	IP	WLS	BF	H	R	ER	SO	BB	IBB	HBP	BLK	WP	HR	S	P	ERA	WHIP										
Bartolo Colon, R ERA: 3.86 (1, 1)	8.0	L	31	7	3	3	5	1	0	0	0	0	2	69	116	3.38	1.000										
Steve Karsay, R ERA: 0.99 (9, 1)	1.0		4	1	0	0	0	0	0	0	0	0	0	8	11	0.00	1.000										

Detroit Tigers @ Cleveland Indians
Jacobs Field, Cleveland, OH
Tue May 22 2001, 7:05 PM EDT
Att: 35,362 - Cloudy - 61 F

AB 34
R 3
H 8
RBI 3
BB 1
SO 5
LOB 10



Batter	1	2	3	4	5	6	7	8	9	AB	R	H	RBI	BB	SO	LOB	BOTTOM										
Jacob Cruz, L OBP: 0.296, SLG: 0.319 (1, 8)											4	0	0	0	1	3											
Ellis Burks, R OBP: 0.372, SLG: 0.610 (1, 10)											5	0	2	0	0	2											
Roberto Alomar, S OBP: 0.408, SLG: 0.446 (1, 4)										3	0	1	0	1	1	3											
Juan Gonzalez, R OBP: 0.398, SLG: 0.643 (1, 9)										4	0	1	0	0	1	3											
Jim Thome, L OBP: 0.376, SLG: 0.430 (1, 3)										3	0	0	0	1	0	2											
Marty Cordova, R OBP: 0.400, SLG: 0.610 (1, 7)										4	0	0	0	0	1	3											
Russell Branyan, L OBP: 0.305, SLG: 0.519 (1, 5)											4	0	0	0	0	2											
Einar Diaz, R OBP: 0.407, SLG: 0.510 (1, 2)											3	0	1	0	1	0											
Jolbert Cabrera, R OBP: 0.384, SLG: 0.403 (1, 6)											3	0	2	0	1	0											
Inning Stats	R: 0 H: 1 E: 0 K: 2 S: 12	H: 2 LOB: 3 BB: 2 P: 22	R: 0 H: 1 E: 0 K: 1 S: 16	H: 2 LOB: 1 BB: 1 P: 29	R: 0 H: 1 E: 0 K: 0 S: 6	H: 0 LOB: 0 BB: 0 P: 11	R: 0 H: 0 E: 0 K: 1 S: 7	H: 0 LOB: 0 BB: 0 P: 9	R: 0 H: 0 E: 0 K: 2 S: 8	H: 0 LOB: 0 BB: 0 P: 8	R: 0 H: 1 E: 0 K: 2 S: 11	H: 1 LOB: 1 BB: 0 P: 15	R: 0 H: 1 E: 0 K: 2 S: 13	H: 1 LOB: 1 BB: 0 P: 18	R: 0 H: 1 E: 0 K: 0 S: 18	H: 1 LOB: 2 BB: 2 P: 32	1B: 6 2B: 1 3B: 0 HR: 0	SF: 0 SAC: 0 DP: 1 HBP: 0	WP: 0 PB: 0 SB: 0 CS: 0	PA: 38							
PITCHER	IP	WLS	BF	H	R	ER	SO	BB	IBB	HBP	BLK	WP	HR	S	P	ERA	WHIP										
Jeff Weaver, R ERA: 3.18 (1, 1)	7.2	W	31	6	0	0	10	3	0	0	0	0	0	3	5	0.00	1.174										
C.J. Niekowski, L ERA: 4.86 (8, 1)	0.1	H	1	0	0	0	0	0	0	0	0	0	0	3	5	0.00	0.000										
Todd Jones, R ERA: 4.86 (9, 1)	1.0	S	6	1	0	0	0	2	0	0	0	0	0	18	32	0.00	3.000										

Detroit Tigers @ Cleveland Indians
Jacobs Field, Cleveland, OH
Tue May 22 2001, 7:05 PM EDT
Att: 35,362 - Cloudy - 61 F

AB 33
R 0
H 7
RBI 0
BB 5
SO 10
LOB 17



Batter	1	2	3	4	5	6	7	8	9	AB	R	H	RBI	BB	SO	LOB	TOP										
Roger Cedeno, S OBP: 0.315, SLG: 0.321	L5																4 0 2 1 1 1 0										
Jose Macias, S OBP: 0.338, SLG: 0.462	L7	F5															5 1 2 0 0 0 4										
Robert Fick, L OBP: 0.400, SLG: 0.631	G6-3	G3-1															5 0 2 1 0 0 5										
Tony Clark, S OBP: 0.404, SLG: 0.507																	5 1 3 0 0 1 3										
Dean Palmer, R OBP: 0.350, SLG: 0.514																	4 0 0 0 1 1 3										
Deivi Cruz, R OBP: 0.276, SLG: 0.387																	5 1 1 0 0 1 4										
Juan Encarnacion, R OBP: 0.320, SLG: 0.459																	3 1 1 0 1 1 2										
Damon Easley, R OBP: 0.349, SLG: 0.434																	4 0 1 1 0 2 3										
Ryan Jackson, L OBP: 0.343, SLG: 0.406																	4 1 2 1 0 1 0										
Inning Stats	R: 0 E: 0 K: 0 S: 5	H: 0 LOB: 0 BB: 0 P: 10	R: 3 E: 0 K: 0 S: 17	H: 5 LOB: 3 BB: 1 P: 28	R: 0 E: 0 K: 2 S: 12	H: 1 LOB: 2 BB: 1 P: 20	R: 1 E: 0 K: 1 S: 12	H: 3 LOB: 1 BB: 0 P: 18	R: 0 E: 0 K: 1 S: 8	H: 1 LOB: 2 BB: 0 P: 13	R: 0 E: 0 K: 1 S: 6	H: 0 LOB: 0 BB: 0 P: 9	R: 0 E: 0 K: 3 S: 10	H: 0 LOB: 0 BB: 0 P: 14	R: 1 E: 0 K: 0 S: 9	H: 3 LOB: 1 BB: 0 P: 13	1B: 12 2B: 2 3B: 0 HR: 0	SF: 0 SAC: 0 DP: 2 HBP: 0	WP: 0 PB: 0 SB: 0 CS: 0	PA: 42							
PITCHER	IP	WLS	BF	H	R	ER	SO	BB	IBB	HBP	BLK	WP	HR	S	P	ERA	WHIP										
Dave Burba, R ERA: 5.15	5.2	W	29	10	4	4	4	3	0	0	0	0	0	60	102	6.35	2.294										
Rich Rodriguez, L ERA:	0.1		2	1	0	0	0	0	0	0	0	0	0	6	7	0.00	3.000										
Steve Reed, R ERA: 3.93	1.0		3	0	0	0	1	0	0	0	0	0	0	6	9	0.00	0.000										
Steve Karsay, R ERA: 1.27	1.0	S	6	3	1	1	3	0	0	0	0	0	0	17	24	9.00	3.000										
Bob Wickman, R ERA: 1.8	1.0	S	2	0	0	0	0	0	0	0	0	0	0	2	3	0.00	0.000										

Detroit Tigers @ Cleveland Indians
Jacobs Field, Cleveland, OH
Thu May 24 2001, 7:05 PM EDT
Att: 36,295 - Cloudy - 59 F

AB	39
R	5
H	14
RBI	4
BB	3
SO	8
LOB	24



Batter	1	2	3	4	5	6	7	8	9	AB	R	H	RBI	BB	SO	LOB	BOTTOM										
Jolbert Cabrera, R OBP: 0.379, SLG: 0.395	K		F2														5 1 1 0 0 1 2										
Omar Vizquel, S OBP: 0.384, SLG: 0.344																	4 1 2 1 1 2 0										
Roberto Alomar, S OBP: 0.406, SLG: 0.445																	3 1 1 0 1 1 1										
Juan Gonzalez, R OBP: 0.390, SLG: 0.651																	3 1 1 3 0 0 1										
Jim Thome, L OBP: 0.366, SLG: 0.437																	4 1 1 2 0 1 2										
Ellis Burks, R OBP: 0.378, SLG: 0.608																	3 0 1 0 1 1 0										
Wil Cordero, R OBP: 0.430, SLG: 0.532																	4 2 2 2 0 2 2										
Russell Branyan, L OBP: 0.296, SLG: 0.496																	4 0 0 0 0 2 2										
Eddie Taubensee, L OBP: 0.293, SLG: 0.370																	3 1 1 0 1 1 0										
Inning Stats	R: 0 E: 0 K: 2 S: 9	H: 0 LOB: 1 BB: 1 P: 17	R: 1 E: 0 K: 1 S: 10	H: 1 LOB: 0 BB: 0 P: 20	R: 4 E: 0 K: 1 S: 17	H: 4 LOB: 0 BB: 0 P: 25	R: 3 E: 0 K: 0 S: 24	H: 4 LOB: 2 BB: 1 P: 38	R: 0 E: 0 K: 1 S: 9	H: 1 LOB: 2 BB: 1 P: 25	R: 0 E: 0 K: 1 S: 14	H: 0 LOB: 1 BB: 1 P: 23	R: 0 E: 0 K: 2 S: 8	H: 0 LOB: 0 BB: 0 P: 12	R: 0 E: 0 K: 3 S: 14	H: 0 LOB: 0 BB: 0 P: 12	1B: 5 2B: 2 3B: 0 HR: 3	SF: 1 SAC: 0 DP: 0 HBP: 0	WP: 0 PB: 0 SB: 0 CS: 0	PA: 38							
PITCHER	IP	WLS	BF	H	R	ER	SO	BB	IBB	HBP	BLK	WP	HR	S	P	ERA	WHIP										
Victor Santos, R ERA: 2.56	3.1	L	18	7	7	7	4	1	0	0	0	0	0	37	62	3.38	1.875										
Dave Borkowski, R ERA: 3.18	2.2		13	3	1	1	2	2	0	0	0	0	0	37	62	3.38	1.875										
Heath Murray, L ERA: 5.23	2.0		7	0	0	0	5	1	0	0	0	0	0	22	35	0.00	0.500										

Detroit Tigers @ Cleveland Indians
Jacobs Field, Cleveland, OH
Thu May 24 2001, 7:05 PM EDT
Att: 36,295 - Cloudy - 59 F


AB	33
R	8
H	10
RBI	8
BB	4
SO	11
LOB	10



Batter	1	2	3	4	5	6	7	8	9	AB	R	H	RBI	BB	SO	LOB	TOP										
Chuck Knoblauch R (1.7) OBP: 0.335, SLG: 0.351	1-2 G6-3		1-1 F9		3-2 P4	2-3 K		0-1 FC6-4		5	0	0	0	0	1	4											
2 Derek Jeter R (1.6) OBP: 0.396, SLG: 0.448	0-0 G1-3		3-3 K		0-0 BB 1B			2-3 K	2-3 K	5	1	1	1	0	3	2											
Paul O'Neill L (1.9) OBP: 0.329, SLG: 0.460	1-2 G1-3			0-0 G3	0-0 BB 1B		0-1 1B 1B		4-2 DI BB	4	1	2	0	1	0	0											
Bernie Williams S (1.8) OBP: 0.313, SLG: 0.373		2-0 CS 1B		4-0 G3 2B BB	4-1 BB BB		0-0 1B 1B		0-3 K	3	1	2	0	2	1	1											
Tino Martinez L (1.3) OBP: 0.356, SLG: 0.467		2-3 K		0-0 G3	4-2 FC6 BB		2-0 1B 1B		0-3 K	4	0	1	2	1	2	3											
David Justice L (1.10) OBP: 0.324, SLG: 0.436		4-1 PO 20 BB		0-0 2B	2-1 FC6		1-3 2H 1B		2-3 K	4	0	1	1	1	2	6											
20 Jorge Posada S (1.2) OBP: 0.341, SLG: 0.447		4-2 BB		0-0 G3-1		2-0 F8	1-3 K			3	0	0	0	1	1	3											
Scott Brosius R (1.5) OBP: 0.346, SLG: 0.472		3-1 PO	1-3 K		0-1 G6-3 2 1B 2B	3-1 F8		4-1 FC5-4 BB		3	1	1	0	1	1	0											
Alfonso Soriano R (1.4) OBP: 0.289, SLG: 0.396			1-2 F9 2B		1-2 G6-3	4-2 S BB		0-2 FC5-4 FC6-4		3	0	1	0	1	0	2											
Inning Stats	R: 0 E: 0 K: 0 S: 8	H: 0 LOB: 0 BB: 0 P: 10	R: 0 E: 0 K: 1 S: 8	H: 1 LOB: 1 BB: 2 P: 23	R: 0 E: 0 K: 2 S: 13	H: 1 LOB: 1 BB: 0 P: 19	R: 1 E: 0 K: 0 S: 4	H: 1 LOB: 1 BB: 1 P: 8	R: 2 E: 0 K: 0 S: 15	H: 3 LOB: 3 BB: 2 P: 29	R: 0 E: 0 K: 1 S: 11	H: 0 LOB: 1 BB: 1 P: 22	R: 1 E: 0 K: 3 S: 13	H: 3 LOB: 2 BB: 0 P: 21	R: 0 E: 0 K: 1 S: 10	H: 0 LOB: 1 BB: 1 P: 16	R: 0 E: 0 K: 3 S: 11	H: 0 LOB: 1 BB: 1 P: 17	1B: 6 2B: 3 3B: 0 HR: 0	SF: 0 SAC: 0 DP: 0 HBP: 0	WP: 0 PB: 0 SB: 2 CS: 1	PA: 43					
PITCHER	IP	WLS	BF	H	R	ER	SO	BB	IBB	HBP	BLK	WP	HR	S	P	ERA	WHIP										
Jaret Wright R (1.1) ERA: 4.66	4.2		23	6	3	3	3	5	0	0	0	0	0	46	85	5.79	2.357										
Rich Rodriguez L (5.1) ERA:	0.2	W	2	0	0	0	0	0	0	0	0	0	0	3	7	0.00	0.000										
Steve Reed R (6.1) ERA:	0.2	H	3	0	0	0	1	1	0	0	0	0	0	10	19	0.00	1.500										
Paul Shuey R (7.1) ERA: 3.79	2.0	H	10	3	1	1	4	1	0	0	0	0	0	23	37	4.50	2.000										
Bob Wickman R (9.1) ERA: 1.71	1.0	S	4	0	0	0	3	1	0	0	0	0	0	11	17	0.00	1.000										

New York Yankees @ Cleveland Indians
Jacobs Field, Cleveland, OH
Fri May 25 2001, 7:05 PM EDT
Att: 42,455 - Cloudy - 61 F

AB 34
R 4
H 9
RBI 4
BB 8
SO 11
LOB 21



Batter	1	2	3	4	5	6	7	8	9	AB	R	H	RBI	BB	SO	LOB	BOTTOM										
Jacob Cruz L (1.8) OBP: 0.288, SLG: 0.365	2-1 HR			1-2 F8	3-2 G4-3			1-2 P4		4	1	1	1	0	1	5											
Jolbert Cabrera R (8.8) OBP: 0.375, SLG: 0.391		2-3 K								1	0	0	0	0	0	0											
Omar Vizquel S (1.6) OBP: 0.365, SLG: 0.345	0-1 BB 1B		0-2 P4	2-0 1-2 2H 1B		1-1 G5-3		0-2 G4-3		5	0	2	1	0	0	0											
Roberto Alomar S (1.4) OBP: 0.401, SLG: 0.435	4-1 P4-3 BB		3-2 G3	1-3 K		2-2 F8		3-1 F8		4	0	0	0	1	1	2											
Juan Gonzalez R (1.9) OBP: 0.392, SLG: 0.665	1-3 K		1-0 HR		0-1 HR 1B	0-2 G6-3				4	2	2	1	0	1	2											
Jim Thome L (1.3) OBP: 0.375, SLG: 0.460	0-0 P4-3		4-1 FC6-4 BB		1-1 HR		4-2 1B BB			2	1	1	2	2	0	2											
Marty Cordova R (1.10) OBP: 0.400, SLG: 0.602		3-2 G5-3	1-1 FC6-4		2-2 1B 1B		0-3 K			4	0	1	0	0	1	2											
Wil Cordero R (1.7) OBP: 0.414, SLG: 0.510		0-0 F8		3-2 G6-3	2-3 K		0-3 K			4	0	0	0	0	2	2											
Russell Branyan L (1.5) OBP: 0.313, SLG: 0.507		1-2 2B 1B		4-2 BB 1B BB	0-1 1-3 1B		2-2 1-2 1B			3	2	3	0	1	0	0											
Einar Diaz R (1.2) OBP: 0.400, SLG: 0.500		0-0 1H 2B		4-0 1B BB	1-3 K		2-1 F7			3	0	1	1	1	1	4											
Inning Stats	R: 1 E: 0 K: 1 S: 9	H: 2 LOB: 1 BB: 1 P: 16	R: 1 E: 0 K: 1 S: 11	H: 2 LOB: 0 BB: 0 P: 17	R: 1 E: 0 K: 0 S: 10	H: 1 LOB: 1 BB: 1 P: 19	R: 1 E: 0 K: 1 S: 13	H: 1 LOB: 2 BB: 2 P: 28	R: 2 E: 0 K: 2 S: 19	H: 4 LOB: 2 BB: 0 P: 28	R: 0 E: 0 K: 0 S: 10	H: 0 LOB: 0 BB: 0 P: 13	R: 0 E: 0 K: 2 S: 14	H: 1 LOB: 2 BB: 1 P: 22	R: 0 E: 0 K: 0 S: 8	H: 0 LOB: 0 BB: 0 P: 12	1B: 7 2B: 2 3B: 0 HR: 3	SF: 0 SAC: 0 DP: 1 HBP: 0	WP: 0 PB: 0 SB: 0 CS: 0	PA: 39							
PITCHER	IP	WLS	BF	H	R	ER	SO	BB	IBB	HBP	BLK	WP	HR	S	P	ERA	WHIP										
Orlando Hernandez R (1.1) ERA: 5.14	4.0	L	24	6	6	6	3	4	0	0	0	0	0	34	49	0.00	1.125										
Brian Boehringer R (5.1) ERA: 0.98	2.2		11	2	0	0	4	1	0	0	0	0	0	10	16	0.00	0.000										
Mike Stanton L (7.1) ERA: 1.63	1.1		4	0	0	0	0	0	0	0	0	0	0	10	16	0.00	0.000										

New York Yankees @ Cleveland Indians
Jacobs Field, Cleveland, OH
Fri May 25 2001, 7:05 PM EDT
Att: 42,455 - Cloudy - 61 F

AB 34
R 6
H 11
RBI 6
BB 5
SO 7
LOB 19



Batter	1	2	3	4	5	6	7	8	9	AB	R	H	RBI	BB	SO	LOB	TOP								
Chuck Knoblauch, R (1, 10) OBP: 0.354, SLG: 0.368										3	1	1	1	2	1	0									
2 Derek Jeter, R (1, 6) OBP: 0.404, SLG: 0.453										5	0	1	0	0	1	5									
Paul O'Neill, L (1, 9) OBP: 0.318, SLG: 0.447										4	0	0	0	0	0	1									
Bernie Williams, S (1, 8) OBP: 0.312, SLG: 0.381										3	2	1	1	1	0	0									
Tino Martinez, L (1, 3) OBP: 0.354, SLG: 0.453										3	1	0	0	1	1	0									
David Justice, L (1, 7) OBP: 0.328, SLG: 0.437										4	1	1	0	0	0	2									
20 Jorge Posada, S (1, 2) OBP: 0.355, SLG: 0.478										3	1	2	1	1	0	2									
Scott Brosius, R (1, 5) OBP: 0.355, SLG: 0.484										3	0	0	0	1	0	3									
Alfonso Soriano, R (1, 4) OBP: 0.286, SLG: 0.384										3	0	1	1	1	0	1									
Inning Stats	R: 0 E: 0 K: 1 S: 8	H: 0 LOB: 0 BB: 0 P: 12	R: 0 E: 0 K: 0 S: 7	H: 0 LOB: 0 BB: 0 P: 9	R: 0 E: 0 K: 0 S: 6	H: 2 LOB: 0 BB: 1 P: 10	R: 2 E: 0 K: 0 S: 7	H: 2 LOB: 0 BB: 1 P: 19	R: 1 E: 0 K: 0 S: 5	H: 2 LOB: 0 BB: 0 P: 8	R: 0 E: 0 K: 1 S: 6	H: 0 LOB: 0 BB: 0 P: 10	R: 2 E: 0 K: 0 S: 12	H: 0 LOB: 3 BB: 5 P: 35	R: 0 E: 0 K: 1 S: 5	H: 0 LOB: 0 BB: 0 P: 8	R: 1 E: 1 K: 0 S: 16	H: 3 LOB: 2 BB: 0 P: 24	1B: 5 2B: 2 HR: 1	SF: 0 SAC: 0 DP: 3 HBP: 0	WP: 0 PB: 0 SB: 0 CS: 0	PA: 38			
PITCHER	IP	WLS	BF	H	R	ER	SO	BB	IBB	HBP	BLK	WP	HR	S	P	ERA	WHIP								
Bartolo Colon, R (1, 1) ERA: 4.14	6.0	L	23	4	5	5	2	4	0	0	0	0	1	43	20	7.50	1.333								
Paul Shuey, R (7, 1) ERA: 2.45	1.0		6	0	0	0	0	2	1	0	0	0	0	8	23	0.00	2.000								
Rich Rodriguez, L (8, 1) ERA: 2.61	1.1		5	1	1	0	1	0	0	0	0	0	0	9	16	0.00	0.750								
Steve Reed, R (9, 1) ERA: 3.66	0.2		4	2	0	0	0	0	0	0	0	0	0	12	16	0.00	3.000								

New York Yankees @ Cleveland Indians
Jacobs Field, Cleveland, OH
Sun May 27 2001, 1:05 PM EDT
Att: 42,570 - Cloudy - 60 F

AB 31
R 6
H 7
RBI 4
BB 7
SO 3
LOB 14

Batter	1	2	3	4	5	6	7	8	9	AB	R	H	RBI	BB	SO	LOB	BOTTOM								
Jolbert Cabrera, R (1, 8) OBP: 0.380, SLG: 0.396										4	0	2	1	0	0	1									
Omar Vizquel, S (1, 6) OBP: 0.382, SLG: 0.339										4	0	1	0	0	1	4									
Roberto Alomar, S (1, 4) OBP: 0.387, SLG: 0.420										4	0	0	0	0	2	3									
Juan Gonzalez, R (1, 9) OBP: 0.386, SLG: 0.647										4	0	0	0	0	1	1									
Ellis Burks, R (1, 10) OBP: 0.366, SLG: 0.603										4	0	0	0	0	1	1									
Wil Cordero, R (1, 3) OBP: 0.404, SLG: 0.495										3	0	0	0	0	1	0									
Jacob Cruz, L (9, PH) OBP: 0.292, SLG: 0.431										1	0	0	0	0	1	0									
Marty Cordova, R (1, 7) OBP: 0.391, SLG: 0.580										4	1	2	0	0	0	0									
Mark Lewis, R (1, 5) OBP: 0.091, SLG: 0.091										3	1	1	0	0	1	1									
Eddie Taubensee, L (9, PH) OBP: 0.302, SLG: 0.373										1	0	1	0	0	0	0									
Einar Diaz, R (1, 2) OBP: 0.407, SLG: 0.514										3	0	2	1	0	0	1									
Russell Branyan, L (9, PH) OBP: 0.321, SLG: 0.544										1	0	0	0	0	1	1									
Inning Stats	R: 0 E: 0 K: 1 S: 7	H: 0 LOB: 0 BB: 0 P: 9	R: 0 E: 0 K: 0 S: 8	H: 0 LOB: 0 BB: 0 P: 12	R: 0 E: 0 K: 0 S: 16	H: 2 LOB: 2 BB: 0 P: 21	R: 0 E: 0 K: 2 S: 9	H: 0 LOB: 0 BB: 0 P: 13	R: 2 E: 0 K: 1 S: 16	H: 4 LOB: 2 BB: 0 P: 23	R: 0 E: 0 K: 1 S: 6	H: 0 LOB: 0 BB: 0 P: 11	R: 0 E: 0 K: 1 S: 10	H: 1 LOB: 1 BB: 0 P: 15	R: 0 E: 0 K: 1 S: 13	H: 1 LOB: 1 BB: 0 P: 19	R: 0 E: 0 K: 2 S: 13	H: 1 LOB: 1 BB: 0 P: 18	1B: 8 2B: 1 HR: 0	SF: 0 SAC: 0 DP: 0 HBP: 0	WP: 0 PB: 0 SB: 0 CS: 0	PA: 36			
PITCHER	IP	WLS	BF	H	R	ER	SO	BB	IBB	HBP	BLK	WP	HR	S	P	ERA	WHIP								
Ted Lilly, L (1, 1) ERA: 5.88	6.2		27	7	2	2	6	0	0	0	0	0	0	70	100	2.70	1.050								
Mike Stanton, L (7, 1) ERA: 1.59	0.2	H	3	1	0	0	0	0	0	0	0	0	0	4	7	0.00	1.500								
42 Mariano Rivera, R (8, 1) ERA: 2.81	1.2	S	6	1	0	0	3	0	0	0	0	0	0	24	34	0.00	0.600								

New York Yankees @ Cleveland Indians
Jacobs Field, Cleveland, OH
Sun May 27 2001, 1:05 PM EDT
Att: 42,570 - Cloudy - 60 F

AB 36
R 2
H 9
RBI 2
BB 0
SO 9
LOB 13

Batter	1	2	3	4	5	6	7	8	9	AB	R	H	RBI	BB	SO	LOB	TOP		
Jacob Cruz, L OBP: 0.300, SLG: 0.419 (1, 8)			G4-3	G1-3			E9 1B			4	1	1	1	1	1	2	Cleveland Indians @ Detroit Tigers Comerica Park, Detroit, MI Mon May 28 2001, 1:05 PM EDT Att: 24,615 - Cloudy - 67 F		
Omar Vizquel, S OBP: 0.336, SLG: 0.337 (1, 6)	L4		SF8		G6-3		E9 1B		F7	4	0	1	1	0	0	1			
Roberto Alomar, S OBP: 0.387, SLG: 0.416 (1, 4)	G3		CS 1B		WP 1B		F3		F6	4	0	1	0	1	0	2			
Juan Gonzalez, R OBP: 0.384, SLG: 0.639 (1, 9)		P6			K		F7			4	0	1	0	0	1	2			
Jim Thome, L OBP: 0.375, SLG: 0.479 (1, 3)	K		CS		HR		F7		K	4	1	1	1	0	2	1			
Ellis Burks, R OBP: 0.366, SLG: 0.617 (1, 10)	G5-3				HR		F8		L3-6 1B BB	3	1	1	1	1	0	0			
Marty Cordova, R OBP: 0.401, SLG: 0.593 (1, 7)			2B		SH1-3 1B		F8		1B	4	1	3	0	0	0	0			
Russell Branyan, L OBP: 0.320, SLG: 0.533 (1, 5)			2B G4-3 BB		K		P6		L3-6	3	1	0	0	1	1	3			
Einar Diaz, R OBP: 0.405, SLG: 0.519 (1, 2)			G4-3 SF8 2B		SH1-3		F8		G4-3	3	1	1	1	0	0	0			
Inning Stats	R: 0 E: 0 K: 1 S: 8	H: 0 LOB: 0 BB: 0 P: 12	R: 0 E: 0 K: 1 S: 7	H: 0 LOB: 0 BB: 0 P: 9	R: 3 E: 0 K: 0 S: 16	H: 3 LOB: 1 BB: 2 P: 33	R: 2 E: 0 K: 1 S: 17	H: 3 LOB: 1 BB: 0 P: 24	R: 0 E: 0 K: 0 S: 10	H: 1 LOB: 0 BB: 0 P: 14	R: 1 E: 2 K: 0 S: 10	H: 2 LOB: 1 BB: 0 P: 20	R: 0 E: 0 K: 1 S: 12	H: 1 LOB: 1 BB: 1 P: 17	R: 0 E: 0 K: 0 S: 8	H: 0 LOB: 1 BB: 1 P: 13	1B: 6 2B: 3 3B: 0 HR: 2	SF: 1 SAC: 1 DP: 1 HBP: 0	WP: 1 PA: 40 PB: 0 SB: 0 CS: 1
PITCHER	IP WLS BF H R ER SO	IP WLS BF H R ER SO	IP WLS BF H R ER SO	IP WLS BF H R ER SO	IP WLS BF H R ER SO	IP WLS BF H R ER SO	IP WLS BF H R ER SO	IP WLS BF H R ER SO	IP WLS BF H R ER SO	IP WLS BF H R ER SO	IP WLS BF H R ER SO	IP WLS BF H R ER SO	IP WLS BF H R ER SO	IP WLS BF H R ER SO	IP WLS BF H R ER SO	IP WLS BF H R ER SO	ERA WHIP	ERA WHIP	
Steve Sparks, R ERA: 4.41 (1, 1)	6.1 W 28	8 6 5 4	2 0 0 0	0 0 0 0	0 0 0 0	0 0 0 0	0 0 0 0	0 0 0 0	0 0 0 0	0 0 0 0	0 0 0 0	0 0 0 0	0 0 0 0	0 0 0 0	0 0 0 0	0 0 0 0	7.11 1.579		
C.J. Nitkowski, L ERA: 4.34 (7, 1)	0.1 2 1 0	0 0 0 0	0 0 0 0	0 0 0 0	0 0 0 0	0 0 0 0	0 0 0 0	0 0 0 0	0 0 0 0	0 0 0 0	0 0 0 0	0 0 0 0	0 0 0 0	0 0 0 0	0 0 0 0	0 0 0 0	0.00 3.000		
Matt Anderson, R ERA: 6.53 (7, 1)	1.1 5 1 0	0 0 0 1	1 0 0 0	0 0 0 0	0 0 0 0	0 0 0 0	0 0 0 0	0 0 0 0	0 0 0 0	0 0 0 0	0 0 0 0	0 0 0 0	0 0 0 0	0 0 0 0	0 0 0 0	0 0 0 0	0.00 1.500		
Todd Jones, R ERA: 5.99 (9, 1)	1.0 4 0 0	0 0 0 0	0 0 0 0	0 0 0 0	0 0 0 0	0 0 0 0	0 0 0 0	0 0 0 0	0 0 0 0	0 0 0 0	0 0 0 0	0 0 0 0	0 0 0 0	0 0 0 0	0 0 0 0	0 0 0 0	0.00 1.000		

Batter	1	2	3	4	5	6	7	8	9	AB	R	H	RBI	BB	SO	LOB	BOTTOM		
Roger Cedeno, S OBP: 0.320, SLG: 0.339 (1, 9)	S 1B 2B		G4-3		K		G6-3			5	2	2	1	0	1	1	Cleveland Indians @ Detroit Tigers Comerica Park, Detroit, MI Mon May 28 2001, 1:05 PM EDT Att: 24,615 - Cloudy - 67 F		
Jose Macias, S OBP: 0.331, SLG: 0.453 (1, 5)	P3		1B		F5				G1-3 1B	5	2	3	2	0	0	1			
Wendell Magee, R OBP: 0.456, SLG: 0.673 (1, 7)	HR BB		HR		1B		G1-3		1B	4	3	3	3	1	0	1			
Tony Clark, S OBP: 0.398, SLG: 0.484 (1, 3)					K					4	1	2	1	1	2	3			
Ryan Jackson, L OBP: 0.326, SLG: 0.400 (9, 3)	HR 1B		G5-4-3				FC5-4 BB		K	0	0	0	0	0	0	0			
Dean Palmer, R OBP: 0.331, SLG: 0.488 (1, 10)	HR		F9		K		FC5-4		1B	5	1	2	5	0	1	2			
Juan Encarnacion, R OBP: 0.305, SLG: 0.433 (1, 8)	K		G5-4-3		K		F7		G4-3	5	0	0	0	0	2	3			
Damion Easley, R OBP: 0.356, SLG: 0.430 (1, 4)			E5 2B G4-3		S 1B		F7			4	1	2	0	0	0	1			
Shane Halter, R OBP: 0.307, SLG: 0.319 (1, 6)	G5-3		G4-3 1B 2B		K				K	4	1	1	0	0	2	2			
15 Brandon Inge, R OBP: 0.270, SLG: 0.290 (1, 2)			G6-3		K		G5-3			3	1	0	0	1	1	2			
Inning Stats	R: 4 E: 0 K: 1 S: 18	H: 4 LOB: 1 BB: 1 P: 27	R: 4 E: 0 K: 0 S: 15	H: 4 LOB: 0 BB: 1 P: 22	R: 2 E: 1 K: 1 S: 17	H: 3 LOB: 2 BB: 0 P: 23	R: 0 E: 0 K: 3 S: 11	H: 1 LOB: 1 BB: 0 P: 16	R: 0 E: 0 K: 2 S: 10	H: 0 LOB: 0 BB: 0 P: 17	R: 1 E: 0 K: 0 S: 6	H: 1 LOB: 1 BB: 1 P: 12	R: 0 E: 0 K: 1 S: 9	H: 0 LOB: 0 BB: 0 P: 14	R: 1 E: 0 K: 1 S: 12	H: 2 LOB: 1 BB: 0 P: 20	1B: 9 2B: 3 3B: 1 HR: 2	SF: 0 SAC: 0 DP: 1 HBP: 0	WP: 0 PA: 42 PB: 0 SB: 2 CS: 0
PITCHER	IP WLS BF H R ER SO	IP WLS BF H R ER SO	IP WLS BF H R ER SO	IP WLS BF H R ER SO	IP WLS BF H R ER SO	IP WLS BF H R ER SO	IP WLS BF H R ER SO	IP WLS BF H R ER SO	IP WLS BF H R ER SO	IP WLS BF H R ER SO	IP WLS BF H R ER SO	IP WLS BF H R ER SO	IP WLS BF H R ER SO	IP WLS BF H R ER SO	IP WLS BF H R ER SO	IP WLS BF H R ER SO	ERA WHIP	ERA WHIP	
Chuck Finley, L ERA: 6.1 (1, 1)	1.0 L 13	8 8 8 8	2 0 0 0	0 0 0 0	0 0 0 0	0 0 0 0	0 0 0 0	0 0 0 0	0 0 0 0	0 0 0 0	0 0 0 0	0 0 0 0	0 0 0 0	0 0 0 0	0 0 0 0	0 0 0 0	72.00 10.000		
Roy Smith, R ERA: 4.25 (6, 1)	4.0 5 1 1	4 2 1 1	0 0 0 0	0 0 0 0	0 0 0 0	0 0 0 0	0 0 0 0	0 0 0 0	0 0 0 0	0 0 0 0	0 0 0 0	0 0 0 0	0 0 0 0	0 0 0 0	0 0 0 0	0 0 0 0	0.00 1.000		
Steve Reed, R ERA: 3.92 (7, 1)	1.0 3 0 0	1 0 0 0	1 0 0 0	0 0 0 0	0 0 0 0	0 0 0 0	0 0 0 0	0 0 0 0	0 0 0 0	0 0 0 0	0 0 0 0	0 0 0 0	0 0 0 0	0 0 0 0	0 0 0 0	0 0 0 0	9.00 2.000		
Steve Karsay, R ERA: 1.19 (8, 1)	1.0 5 2 1	0 1 1 1	0 0 0 0	0 0 0 0	0 0 0 0	0 0 0 0	0 0 0 0	0 0 0 0	0 0 0 0	0 0 0 0	0 0 0 0	0 0 0 0	0 0 0 0	0 0 0 0	0 0 0 0	0 0 0 0	0.00 0.000		
Bob Wickman, R ERA: 2.05 (8, 1)	1.0 5 2 1	1 1 1 1	0 0 0 0	0 0 0 0	0 0 0 0	0 0 0 0	0 0 0 0	0 0 0 0	0 0 0 0	0 0 0 0	0 0 0 0	0 0 0 0	0 0 0 0	0 0 0 0	0 0 0 0	0 0 0 0	9.00 2.000		

AB	33
R	6
H	10
RBI	5
BB	4
SO	5
LOB	11



AB	39
R	12
H	15
RBI	12
BB	3
SO	9
LOB	16



Batter	1	2	3	4	5	6	7	8	9	AB	R	H	RBI	BB	SO	LOB	TOP		
Jacob Cruz, L (1, 8) OBP: 0.288, SLG: 0.400 Jolbert Cabrera, R (6, PH) OBP: 0.382, SLG: 0.391 (6, 8)	0-3 K	1-3 K		0-0 G1-3		1-3 K		1-1 HBP		3	0	0	0	0	2	2			
Omar Vizquel, S (1, 6) OBP: 0.354, SLG: 0.330	1-3 K		1-2 F8		1-1 G4-3		4-2 HR BB	2-0 G3		4	1	0	0	1	1	1			
Roberto Alomar, S (1, 4) OBP: 0.392, SLG: 0.448	2-1 2B 3B		1-1 F8		2-0 G6-4-3 1B		0-1 1-H HR		2-3 K	5	2	3	2	0	1	0			
Juan Gonzalez, R (1, 9) OBP: 0.381, SLG: 0.629 Mark Lewis, R (7, 5) OBP: 0.383, SLG: 0.083	4-1 2B BB		2-1 G5-3		3-2 G6-4-3		0-1 G6-3		1-2 F3	3	0	0	0	1	0	1			
Jim Thome, L (1, 3) OBP: 0.381, SLG: 0.507	2-1 1-3 3-H 2B			1-0 HR		4-0 BB 2B BB		0-3 K	2-2 F8	4	2	2	2	1	1	0			
Marty Cordova, R (1, 7) OBP: 0.404, SLG: 0.619 (7, 9)	2-1 G1-3			2-1 HR		3-3 K		1-0 2B		4	1	2	1	0	1	3			
Wil Cordero, R (1, 10) OBP: 0.407, SLG: 0.485		2-1 F8		4-1 G5-3 BB		4-1 2B BB		2-3 K		2	0	0	0	2	1	1			
Russell Branyan, L (1, 5) OBP: 0.324, SLG: 0.545 (7, 7)		2-1 2B		0-1 G5-3		0-0 1-3 2-H 2B		2-3 K		4	0	2	1	0	1	1			
Einar Diaz, R (1, 2) OBP: 0.392, SLG: 0.500		1-2 G5-3		0-0 G5-3		3-2 F8		0-1 G5-3		4	0	0	0	0	0	4			
Inning Stats	R: 1 H: 2 E: 0 LOB: 2 K: 2 S: 13	R: 0 H: 1 E: 0 LOB: 1 K: 1 S: 10	R: 0 H: 0 E: 0 LOB: 0 K: 0 S: 7	R: 2 H: 2 E: 0 LOB: 1 K: 0 S: 8	R: 0 H: 1 E: 0 LOB: 0 K: 0 S: 7	R: 1 H: 1 E: 0 LOB: 2 K: 2 S: 16	R: 2 H: 2 E: 0 LOB: 1 K: 2 S: 13	R: 0 H: 0 E: 0 LOB: 1 K: 1 S: 7	R: 0 H: 0 E: 0 LOB: 0 K: 1 S: 9	R: 0 H: 0 E: 0 LOB: 0 K: 1 S: 9	1B: 1 SF: 0 2B: 4 SAC: 0 3B: 1 DP: 1 HR: 3 HBP: 1	WP: 0 PA: 41							
PITCHER	IP WLS BF H R ER SO BB IBB HBP BLK WP HR S P ERA WHIP																		
Victor Santos, R (1, 1) ERA: 3.16	5.1	L	25	6	4	4	4	4	4	0	0	0	0	0	2	52	97	6.75	1.875
Heath Murray, L (6, 1) ERA: 5.94	1.1	L	7	2	2	2	2	1	0	0	0	0	0	1	18	26	13.50	2.250	
Dave Borkowski, R (7, 1) ERA: 2.08	2.1		9	1	0	0	3	0	0	1	0	0	0	0	20	33	0.00	0.429	

Cleveland Indians @ Detroit Tigers
Comerica Park, Detroit, MI
Tue May 29 2001, 7:05 PM EDT
Att: 21,404 - Cloudy - 63 F

AB	35
R	6
H	9
RBI	6
BB	5
SO	9
LOB	15



Batter	1	2	3	4	5	6	7	8	9	AB	R	H	RBI	BB	SO	LOB	BOTTOM	
Roger Cedeno, S (1, 9) OBP: 0.327, SLG: 0.357	0-0 G4-3 WP 1B		3-2 1B 3B	1-1 WP S 1B		2-3 K		0-3 K		5	1	3	0	0	2	0		
Jose Macias, S (1, 5) OBP: 0.345, SLG: 0.457	4-2 G4-3 BB		0-0 WP 2B 1B	4-2 WP BB		2-2 F8		0-2 WP 1B		3	1	2	1	2	0	0		
Robert Fick, L (1, 2) OBP: 0.394, SLG: 0.611	2-0 F7		1-1 G5-3	2-2 F7		4-1 1-2 2-3 BB		1-1 G4-3		4	0	0	0	1	0	6		
Tony Clark, S (1, 3) OBP: 0.398, SLG: 0.500	1-0 G4-3		1-2 2-H 2B		2-0 1B 3B	2-2 G2-3			2-1 F9	5	1	2	1	0	0	3		
Dean Palmer, R (1, 10) OBP: 0.326, SLG: 0.473	4-1 BB		3-3 K		1-0 G1-3		1-3 K		2-2 G6-3	4	0	0	0	1	2	2		
Wendell Magee, R (1, 8) OBP: 0.435, SLG: 0.623	1-1 F3		2-3 K		4-2 FC5 1B BB		1-2 E5		1-1 G5-3	4	0	0	0	1	1	4		
Deivi Cruz, R (1, 6) OBP: 0.265, SLG: 0.365		2-3 K		1-0 F8		0-0 FC5 1B		1-3 K		4	0	1	1	0	2	1		
Damon Easley, R (1, 4) OBP: 0.354, SLG: 0.444		0-1 F7		1-2 HR		1-2 2-3 FC5		0-2 G4-3		4	1	1	1	0	0	3		
Ryan Jackson, L (1, 7) OBP: 0.298, SLG: 0.364		1-0 P6		0-0 G6-3		1-0 G5-3		1-3 K		4	0	0	0	0	1	2		
Inning Stats	R: 0 H: 1 E: 0 LOB: 3 K: 0 S: 10	R: 0 H: 0 E: 0 LOB: 0 K: 1 S: 6	R: 2 H: 3 E: 0 LOB: 1 K: 2 S: 16	R: 1 H: 2 E: 0 LOB: 2 K: 0 S: 13	R: 1 H: 2 E: 0 LOB: 1 K: 0 S: 8	R: 0 H: 0 E: 0 LOB: 1 K: 1 S: 11	R: 0 H: 0 E: 0 LOB: 1 K: 2 S: 13	R: 0 H: 1 E: 0 LOB: 1 K: 2 S: 11	R: 0 H: 0 E: 0 LOB: 0 K: 0 S: 7	R: 0 H: 0 E: 0 LOB: 0 K: 0 S: 7	1B: 5 SF: 0 2B: 1 SAC: 0 3B: 2 DP: 0 HR: 1 HBP: 0	WP: 4 PA: 42						
PITCHER	IP WLS BF H R ER SO BB IBB HBP BLK WP HR S P ERA WHIP																	
Dave Burba, R (1, 1) ERA: 5.31	5.0		27	8	4	4	3	4	0	0	0	0	0	0	7	15	0.00	1.500
Ricardo Rincon, L (6, 1) ERA: 3.97	0.2		3	0	0	0	1	1	0	0	0	0	0	0	7	15	0.00	1.500
Paul Shuey, R (6, 1) ERA: 2.33	1.1	W	5	0	0	0	2	0	0	0	0	0	0	17	22	0.00	0.000	
Steve Karsay, R (8, 1) ERA: 1.15	1.0	H	4	1	0	0	2	0	0	0	0	1	0	11	13	0.00	1.000	
Bob Wickman, R (9, 1) ERA: 1.99	1.0	S	3	0	0	0	0	0	0	0	0	0	0	7	12	0.00	0.000	

Cleveland Indians @ Detroit Tigers
Comerica Park, Detroit, MI
Tue May 29 2001, 7:05 PM EDT
Att: 21,404 - Cloudy - 63 F

AB	37
R	4
H	9
RBI	4
BB	5
SO	8
LOB	21



Batter	1	2	3	4	5	6	7	8	9	AB	R	H	RBI	BB	SO	LOB	TOP								
Jolbert Cabrera, R OBP: 0.383, SLG: 0.392 (1, 8)	1-1 G4-6-3 1B	1-2 G3			1-1 CS 1B		0-1 F9	3-3 K		5	0	2	0	0	1	4									
Omar Vizquel, S OBP: 0.355, SLG: 0.332 (1, 6)	2-1 G4-6-3 1-2f		3-2 G5-4-3 1B		1-2 CS 1B	2-1 G1-3 S 1B	2-1 FC5-4 1-2f		1-1 F8	5	1	2	0	0	0	2									
Roberto Alomar, S OBP: 0.394, SLG: 0.446 Mark Lewis, R OBP: 0.077, SLG: 0.077 (9, PH) (9, 4)	2-1 2B 1B		3-1 F7		1-2 K	2-3 K		4-1 WP 1B BB	2-3 K	3	2	1	0	1	1	2									
Ellis Burks, R OBP: 0.370, SLG: 0.614 (1, 10)	3-2 1-H HR 2B		2-0 G5-4-3 1-2f		4-2 G1-3 1B BB			3-2 F7	3-2 G6-3	4	2	1	1	1	0	2									
Jim Thome, L OBP: 0.389, SLG: 0.527 (1, 3)	0-1 2-H HR			4-0 G6-4-3 BB		0-1 G1-3		4-0 BB 1B BB		2	2	1	2	2	0	2									
Marty Cordova, R OBP: 0.401, SLG: 0.614 Jacob Cruz, L OBP: 0.303, SLG: 0.412 (1, 9) (1, 9)	0-0 G6-3			3-1 G6-4-3 1-2f		2-2 2-H 3-H 1B		1-2 BB BB FC4-6 1B		1	0	0	0	0	0	0									
Wil Cordero, R OBP: 0.402, SLG: 0.472 (1, 7)		2-1 F8		2-3 K		2-3 F7		4-2 FC4-6 BB BB		3	0	0	0	1	1	1									
Russell Branyan, L OBP: 0.328, SLG: 0.538 (1, 5)		0-1 P4			3-3 K			4-1 FC4-6 BB BB		2	0	0	1	2	1	0									
Einar Diaz, R OBP: 0.388, SLG: 0.491 (1, 2)		1-0 1B			2-1 G4-3			1-1 FC4-6 FC5-4 1-2f	1-2 FC4-6 1-2f	4	0	1	1	0	0	3									
Inning Stats	R: 3 E: 0 K: 0 S: 12	H: 4 LOB: 0 BB: 0 P: 20	R: 0 E: 0 K: 0 S: 8	H: 1 LOB: 1 BB: 0 P: 12	R: 0 E: 0 K: 0 S: 9	H: 1 LOB: 0 BB: 0 P: 17	R: 0 E: 0 K: 1 S: 6	H: 0 LOB: 0 BB: 1 P: 15	R: 0 E: 0 K: 1 S: 10	H: 1 LOB: 0 BB: 0 P: 16	R: 2 E: 0 K: 1 S: 17	H: 2 LOB: 1 BB: 1 P: 30	R: 0 E: 0 K: 0 S: 6	H: 0 LOB: 1 BB: 1 P: 13	R: 3 E: 0 K: 1 S: 18	H: 1 LOB: 2 BB: 4 P: 41	R: 0 E: 0 K: 1 S: 8	H: 0 LOB: 0 BB: 0 P: 14	1B: 8 2B: 1 3B: 0 HR: 1	SF: 0 SAC: 0 DP: 3 HBP: 0	WP: 1 PB: 0 SB: 0 CS: 1	PA: 41			
PITCHER	IP	WLS	BF	H	R	ER	SO	BB	IBB	HBP	BLK	WP	HR	S	P	ERA	WHIP								
Chris Holt, R ERA: 5.52 Kevin Tolar, L ERA: 11.25 C.J. Nitkowski, L ERA: 4.43	(1, 1) 6.0	L	26	9	5	5	3	3	0	0	0	0	1	62	114	7.50	2.000								

Cleveland Indians @ Detroit Tigers
Comerica Park, Detroit, MI
Wed May 30 2001, 7:05 PM EDT
Att: 18,359 - Sunny - 69 F

AB 33
R 8
H 10
RBI 8
BB 7
SO 5
LOB 17



Batter	1	2	3	4	5	6	7	8	9	AB	R	H	RBI	BB	SO	LOB	BOTTOM								
Roger Cedeno, S OBP: 0.333, SLG: 0.356 (1, 9)	3-2 G4-3		1-1 1B	4-2 1-2 2-3 BB			4-1 BB		2-1 G6-3	3	0	1	0	2	0	0									
Jose Macias, S OBP: 0.341, SLG: 0.449 (1, 5)	3-3 K		3-1 P6	1-0 G4-3			0-3 K		0-1 1B SF9 1B	5	1	1	0	0	2	5									
Robert Fick, L OBP: 0.394, SLG: 0.610 (1, 2)	2-0 2B		2-2 F8		0-0 G4-3		1-1 F8		2-0 2B 1-3 2B 1B	5	1	2	0	0	0	2									
Tony Clark, S OBP: 0.393, SLG: 0.494 (1, 3)	0-0 L9		1-0 1B		2-1 G6-3		2-3 K		3-2 SF9	4	0	1	1	0	1	2									
Dean Palmer, R OBP: 0.329, SLG: 0.474 (1, 10)		4-2 F9 FC5-4 BB	0-1 F2		1-0 F8			1-3 K	1-0 2B 2B	4	2	1	0	1	1	2									
Deivi Cruz, R OBP: 0.274, SLG: 0.377 (1, 6)		0-1 FC5-4 1B		1-0 G6-3		2-2 1B 1B		2-2 G5-3	0-1 E 2B 2B	5	0	3	2	0	0	0									
Damion Easley, R OBP: 0.355, SLG: 0.443 (1, 4)		0-1 F9		3-1 BB 1B 1B		2-3 K		0-2 BB 1B	2-3 E5	5	0	2	0	0	1	4									
Juan Encarnacion, R OBP: 0.307, SLG: 0.429 (1, 8)		1-0 FC5-4 1-2f 3-H		0-0 F9		0-1 G4-6-3 1B		4-2 BB	0-1 G6-3	4	0	1	1	1	0	4									
Ryan Jackson, L OBP: 0.306, SLG: 0.370 Wendell Magee, R OBP: 0.422, SLG: 0.600 (6, PH) (7, 7)		1-0 G4-3		3-1 BB 1B		1-0 G4-6-3 1B		1-2 G1-3		2	0	1	0	0	0	1									
Inning Stats	R: 0 E: 0 K: 1 S: 8	H: 1 LOB: 1 BB: 0 P: 16	R: 1 E: 0 K: 0 S: 9	H: 1 LOB: 1 BB: 1 P: 17	R: 0 E: 0 K: 0 S: 10	H: 2 LOB: 2 BB: 0 P: 17	R: 0 E: 0 K: 0 S: 8	H: 2 LOB: 3 BB: 1 P: 17	R: 0 E: 0 K: 2 S: 9	H: 0 LOB: 1 BB: 1 P: 16	R: 0 E: 0 K: 1 S: 16	H: 1 LOB: 2 BB: 1 P: 24	R: 3 E: 1 K: 0 S: 22	H: 4 LOB: 2 BB: 0 P: 32	1B: 10 2B: 3 3B: 0 HR: 0	SF: 1 SAC: 0 DP: 1 HBP: 0	WP: 0 PB: 0 SB: 0 CS: 0	PA: 44							
PITCHER	IP	WLS	BF	H	R	ER	SO	BB	IBB	HBP	BLK	WP	HR	S	P	ERA	WHIP								
Jaret Wright, R ERA: 3.88 Steve Reed, R ERA: 3.86 Rich Rodriguez, L ERA: 2.25 37 Jake Westbrook, R ERA: 7.2 Bob Wickman, R ERA: 1.93	(1, 1) 5.0		24	7	1	1	1	2	0	0	0	0	0	6	8	0.00	3.000								

Cleveland Indians @ Detroit Tigers
Comerica Park, Detroit, MI
Wed May 30 2001, 7:05 PM EDT
Att: 18,359 - Sunny - 69 F

AB 39
R 4
H 13
RBI 4
BB 4
SO 5
LOB 24




Batter	1	2	3	4	5	6	7	8	9	AB	R	H	RBI	BB	SO	LOB	TOP					
Kenny Lofton, L (1, 8) OBP: 0.346, SLG: 0.313										2	0	1	0	2	0	0	Cleveland Indians @ New York Yankees Yankee Stadium, Bronx, NY Sat Jun 02 2001, 1:15 PM EDT Att: 46,618 - Cloudy - 68 F					
Jolbert Cabrera, R (8, PH) OBP: 0.380, SLG: 0.388										1	0	0	0	0	2							
Omar Vizquel, S (1, 6) OBP: 0.345, SLG: 0.321										5	0	0	0	0	3	7						
Roberto Alomar, S (1, 4) OBP: 0.401, SLG: 0.469										5	0	1	0	0	3	0						
Juan Gonzalez, R (1, 9) OBP: 0.379, SLG: 0.619										5	0	1	0	0	0	1						
Jim Thome, L (1, 3) OBP: 0.404, SLG: 0.586										5	3	4	2	0	1	1						
Ellis Burks, R (1, 10) OBP: 0.368, SLG: 0.617										5	0	1	0	0	3	2						
Marty Cordova, R (1, 7) OBP: 0.396, SLG: 0.599										4	0	1	0	0	1	2						
Russell Branyan, L (1, 5) OBP: 0.333, SLG: 0.549										2	1	1	1	1	0	2						
Travis Fryman, R (8, PH) (8, 5)										0	0	0	0	1	0	0						
Einar Diaz, R (1, 2) OBP: 0.378, SLG: 0.484										3	0	1	1	0	1	2						
Wil Cordero, R (8, PH) OBP: 0.407, SLG: 0.477										1	0	1	0	0	0	0						
Eddie Taubensee, L (8, 2) OBP: 0.302, SLG: 0.373										0	0	0	0	0	0	0						
Inning Stats	R: 0 E: 0 K: 1 S: 9	H: 0 LOB: 0 BB: 1 P: 16	R: 1 E: 0 K: 1 S: 11	H: 2 LOB: 2 BB: 1 P: 18	R: 0 E: 0 K: 1 S: 8	H: 1 LOB: 1 BB: 0 P: 13	R: 1 E: 0 K: 0 S: 15	H: 3 LOB: 3 BB: 1 P: 22	R: 1 E: 0 K: 1 S: 14	H: 1 LOB: 0 BB: 0 P: 22	R: 1 E: 0 K: 2 S: 17	H: 2 LOB: 1 BB: 0 P: 23	R: 0 E: 0 K: 2 S: 8	H: 1 LOB: 1 BB: 0 P: 10	R: 0 E: 0 K: 1 S: 12	H: 1 LOB: 2 BB: 1 P: 19	R: 0 E: 0 K: 3 S: 14	H: 1 LOB: 1 BB: 0 P: 18	1B: 7 2B: 2 3B: 0 HR: 3	SF: 0 SAC: 0 DP: 0 HBP: 0	WP: 0 PB: 0 SB: 0 CS: 0	PA: 42
PITCHER	IP	WLS	BF	H	R	ER	SO	BB	IBB	HBP	BLK	WP	HR	S	P	ERA	WHIP					
Roger Clemens, R (1, 1) ERA: 4.39	6.0	W	29	9	4	4	6	3	0	0	0	0	3	74	114	6.00	2.000					
Mike Stanton, L (7, 1) ERA: 1.47	1.1	H	7	2	0	0	3	1	0	0	0	0	0	17	24	0.00	2.250					
42 Mariano Rivera, R (8, 1) ERA: 2.54	1.2	S	6	1	0	0	3	0	0	0	0	0	0	17	23	0.00	0.600					

AB	38
R	4
H	12
RBI	4
BB	4
SO	12
LOB	19



Batter	1	2	3	4	5	6	7	8	9	AB	R	H	RBI	BB	SO	LOB	BOTTOM				
Chuck Knoblauch, R (1, 7) OBP: 0.360, SLG: 0.363										4	0	1	1	0	0	1	Cleveland Indians @ New York Yankees Yankee Stadium, Bronx, NY Sat Jun 02 2001, 1:15 PM EDT Att: 46,618 - Cloudy - 68 F				
2 Derek Jeter, R (1, 6) OBP: 0.387, SLG: 0.427										5	0	1	1	0	2	1					
David Justice, L (1, 10) OBP: 0.335, SLG: 0.473										4	2	3	2	1	1	0					
Bernie Williams, S (1, 8) OBP: 0.339, SLG: 0.396										5	2	3	0	0	0	2					
Tino Martinez, L (1, 3) OBP: 0.336, SLG: 0.423										4	1	0	0	1	1	5					
Paul O'Neill, L (1, 9) OBP: 0.322, SLG: 0.458										3	0	0	0	1	1	4					
20 Jorge Posada, S (1, 2) OBP: 0.352, SLG: 0.511										4	2	3	5	0	0	0					
Scott Brosius, R (1, 5) OBP: 0.368, SLG: 0.497										4	1	2	0	0	0	2					
Alfonso Soriano, R (1, 4) OBP: 0.285, SLG: 0.375										4	1	0	0	0	0	2					
Inning Stats	R: 0 E: 0 K: 1 S: 5	H: 4 LOB: 4 BB: 1 P: 31	R: 1 E: 0 K: 1 S: 8	H: 1 LOB: 0 BB: 0 P: 14	R: 0 E: 0 K: 0 S: 10	H: 1 LOB: 1 BB: 0 P: 19	R: 0 E: 0 K: 0 S: 10	H: 1 LOB: 0 BB: 0 P: 15	R: 2 E: 0 K: 1 S: 14	H: 3 LOB: 2 BB: 1 P: 25	R: 1 E: 1 K: 0 S: 16	H: 2 LOB: 2 BB: 0 P: 22	R: 0 E: 0 K: 3 HR: 4	H: 1 LOB: 1 BB: 0 HBP: 0	1B: 5 2B: 4 3B: 0	SF: 0 SAC: 1 DP: 0 HBP: 0		WP: 0 PB: 0 SB: 1 CS: 0	PA: 41		
PITCHER	IP	WLS	BF	H	R	ER	SO	BB	IBB	HBP	BLK	WP	HR	S	P	ERA	WHIP				
Bartolo Colon, R (1, 1) ERA: 4.43	5.0	L	24	7	5	5	4	2	0	0	0	0	2	51	90	9.00	1.800				
Steve Reed, R (6, 1) ERA: 4.03	1.1		5	1	1	1	1	0	0	0	0	0	1	13	20	6.75	0.750				
Rich Rodriguez, L (7, 1) ERA: 3.65	0.1		5	3	2	2	0	1	0	0	1	0	1	10	19	54.00	12.000				
Paul Shuey, R (7, 1) ERA: 2.22	1.1		7	2	1	0	0	0	0	0	0	0	0	17	23	0.00	1.500				



Batter	1	2	3	4	5	6	7	8	9	AB	R	H	RBI	BB	SO	LOB	TOP										
Kenny Lofton, L (1, 8) OBP: 0.333, SLG: 0.300	1-2 F7		1-1 G6-3			2-3 K		0-0 FC5 SH1-4	0-0 F9	5	0	0	0	0	1	2											
Omar Vizquel, S (1, 6) OBP: 0.335, SLG: 0.315	2-1 G1-3		2-2 G3			2-1 F9		0-1 SH1-4	3-2 F7	4	0	0	0	0	0	2											
Roberto Alomar, S (1, 4) OBP: 0.403, SLG: 0.487	0-1 HR			2-0 F9			2-2 1B 1B	0-0 SF7		3	1	2	2	0	0	0											
Juan Gonzalez, R (1, 9) OBP: 0.386, SLG: 0.620	1-1 1B			0-0 G6-4-3 1B			3-1 F9	3-H 4-0		3	0	2	0	1	0	1											
Ellis Burks, R (1, 10) OBP: 0.366, SLG: 0.608	2-3 K			1-1 G6-4-3			1-1 1B	0-2 F8		4	0	1	0	0	1	4											
Jim Thome, L (1, 3) OBP: 0.406, SLG: 0.584		1-2 F7			1-1 G3		3-2 FC5-4 1B		2-2 2B 1B	4	1	2	0	0	0	0											
Marty Cordova, R (1, 7) Jolbert Cabrera, R (9, PR) OBP: 0.392, SLG: 0.596 OBP: 0.380, SLG: 0.388	0-2 P4				2-1 F8		0-3 K		1-1 1B 2B	4	0	1	0	0	1	3	AB 35										
Travis Fryman, R (1, 5) OBP: 0.380, SLG: 0.388	0-1 G1-3				3-2 G6-3		0-0 FC5-4		0-3 K	0	1	0	0	0	0	0	R 4										
Einar Diaz, R (1, 2) OBP: 0.381, SLG: 0.484			0-3 K			0-1 G6-3		1-0 SH1-4 SF7 1B	1-2 F9 1B	4	0	0	0	0	1	5	H 10										
Inning Stats	R: 1 E: 0 K: 1 S: 18	H: 2 LOB: 1 BB: 0 P: 24	R: 0 E: 0 K: 0 S: 8	H: 0 LOB: 0 BB: 0 P: 9	R: 0 E: 0 K: 1 S: 8	H: 0 LOB: 0 BB: 0 P: 11	R: 0 E: 0 K: 0 S: 4	H: 1 LOB: 0 BB: 0 P: 7	R: 0 E: 0 K: 0 S: 8	H: 0 LOB: 0 BB: 0 P: 14	R: 0 E: 0 K: 1 S: 7	H: 0 LOB: 0 BB: 0 P: 11	R: 0 E: 0 K: 1 S: 15	H: 3 LOB: 3 BB: 0 P: 24	R: 1 E: 0 K: 0 S: 8	H: 1 LOB: 2 BB: 1 P: 13	R: 2 E: 0 K: 1 S: 24	H: 3 LOB: 2 BB: 0 P: 31	1B: 8 2B: 1 3B: 0 HR: 1	SF: 1 SAC: 1 DP: 1 HBP: 0	WP: 0 PB: 1 CS: 0	PA: 38					
PITCHER	IP	WLS	BF	H	R	ER	SO	BB	IBB	HBP	BLK	WP	HR	S	P	ERA	WHIP										
Andy Pettitte, L (1, 1) ERA: 3.07	8.0	L	34	9	4	3	4	0	1	0	0	0	1	81	121	3.38	1.125										
Carlos Almanzar, R (9, 1) ERA: 3.18	1.0		4	1	0	0	1	0	0	0	0	0	0	19	23	0.00	1.000										

Cleveland Indians @ New York Yankees
Yankee Stadium, Bronx, NY
Sun Jun 03 2001, 1:05 PM EDT
Att: 47,300 - Cloudy - 70 F

AB	35
R	4
H	10
RBI	4
BB	1
SO	5
LOB	17



Batter	1	2	3	4	5	6	7	8	9	AB	R	H	RBI	BB	SO	LOB	BOTTOM										
Chuck Knoblauch, R (1, 7) OBP: 0.352, SLG: 0.355	0-1 G5-3		1-1 F9		1-2 FC6-4		2-1 F8		1-3 K	5	0	0	0	0	1	3											
Derek Jeter, R (1, 6) OBP: 0.385, SLG: 0.440	4-1 BB			2-2 HR		0-2 F9		1-3 K		3	1	1	1	1	1	0											
David Justice, L (1, 10) OBP: 0.329, SLG: 0.464	0-0 F7			2-2 G1-3		1-1 G4-1		0-3 K		4	0	0	0	0	1	1											
Bernie Williams, S (1, 8) OBP: 0.343, SLG: 0.405	0-0 F8			1-1 G3		1-1 1B		3-1 E8 2B		4	0	2	0	0	0	1											
Tino Martinez, L (1, 3) OBP: 0.335, SLG: 0.420		0-1 F8		1-1 G1-3		1-0 1B		0-1 G4-3		4	0	1	0	0	0	1											
Paul O'Neill, L (1, 9) OBP: 0.316, SLG: 0.450		3-2 G4-3			2-0 F8		2-3 K		3-2 G1-3	4	0	0	0	0	1	2											
20 Jorge Posada, S (1, 2) OBP: 0.355, SLG: 0.506		0-2 G4-3			4-2 FC6-4 BB		2-0 G4-3		4-2 HR BB	2	1	0	0	2	0	0											
Scott Brosius, R (1, 5) OBP: 0.371, SLG: 0.513			1-0 G4-3		0-1 F8		0-0 1B		1-1 HR	4	1	2	2	0	0	1											
Alfonso Soriano, R (1, 4) Henry Rodriguez, L (9, PH)			1-1 G5-3		4-1 FC6-4 BB		0-2 P4		3-3 K	2	0	0	0	1	0	1	AB 33										
Inning Stats	R: 0 E: 0 K: 0 S: 5	H: 0 LOB: 1 BB: 1 P: 9	R: 0 E: 0 K: 0 S: 9	H: 0 LOB: 0 BB: 0 P: 12	R: 0 E: 0 K: 0 S: 5	H: 0 LOB: 0 BB: 0 P: 8	R: 1 E: 0 K: 0 S: 11	H: 1 LOB: 0 BB: 0 P: 17	R: 0 E: 0 K: 0 S: 9	H: 0 LOB: 2 BB: 2 P: 20	R: 0 E: 0 K: 1 S: 11	H: 2 LOB: 2 BB: 0 P: 16	R: 0 E: 0 K: 2 S: 11	H: 1 LOB: 1 BB: 0 P: 15	R: 2 E: 0 K: 2 S: 15	H: 1 LOB: 0 BB: 1 P: 27	1B: 3 2B: 1 3B: 0 HR: 2	SF: 0 SAC: 0 DP: 0 HBP: 0	WP: 0 PB: 0 CS: 0	PA: 37							
PITCHER	IP	WLS	BF	H	R	ER	SO	BB	IBB	HBP	BLK	WP	HR	S	P	ERA	WHIP										
Charles Nagy, R (1, 1) ERA: 1.29	7.0	W	28	4	1	1	1	3	0	0	0	0	0	57	93	1.29	1.000										
Steve Karsay, R (8, 1) ERA: 1.11	1.0	H	4	1	0	0	2	0	0	0	0	0	0	11	15	0.00	1.000										
Bob Wickman, R (9, 1) ERA: 2.59	1.0	S	5	1	2	2	2	1	0	0	0	0	1	15	27	18.00	2.000										

Cleveland Indians @ New York Yankees
Yankee Stadium, Bronx, NY
Sun Jun 03 2001, 1:05 PM EDT
Att: 47,300 - Cloudy - 70 F

AB	33
R	3
H	6
RBI	3
BB	4
SO	5
LOB	10



Batter	1	2	3	4	5	6	7	8	9	AB	R	H	RBI	BB	SO	LOB	TOP								
Kenny Lofton, L OBP: 0.338, SLG: 0.306 Jolbert Cabrera, R OBP: 0.385, SLG: 0.394	0-0 E S HR 1B	1-0 FC4-6 1B	1-1 F7	0-1 G4-3				1-1 G6-3 BB 1B		4	1	2	0	0	0	1									
Omar Vizquel, S OBP: 0.338, SLG: 0.323 Wil Cordero, R OBP: 0.411, SLG: 0.477	3-3 K	2-0 F9	1-2 F9				2-1 SF7 3B	4-1 G6-3 1B BB		4	1	1	0	0	1	2									
Roberto Alomar, S OBP: 0.398, SLG: 0.498	0-0 HR	2-1 FC4-6			0-2 G1-3		2-2 SF7	1-1 G6-3		4	1	1	4	0	0	3									
Juan Gonzalez, R OBP: 0.395, SLG: 0.651	0-1 BB BB 1B		2-1 HR		1-0 G6-3		3-H 2-0 HR	1-2 2-3 3-H 4-0 1B IBB		4	2	3	2	1	0	0									
Jim Thome, L OBP: 0.416, SLG: 0.612	4-2 BB 1-2 BB		1-0 2B		1-2 HR		1-3 K	0-1 1-2 2-H 3-H 1B		4	1	3	3	1	1	0									
Ellis Burks, R OBP: 0.397, SLG: 0.617	4-2 BB 1-2 2-3 BB		2-1 G5-3		1-0 G6-3		2-2 HR	0-3 K		4	1	1	1	1	1	3									
Marty Cordova, R OBP: 0.380, SLG: 0.577	0-0 F8		1-2 G6-3			0-1 G4-3	3-2 G6-3		0-1 G6-3	5	0	0	0	0	0	4									
Travis Fryman, R OBP: 0.300, SLG: 0.222	2-3 K		2-3 K			2-1 1B		2-2 BB G6-3 1B	2-2 F8	5	1	2	0	0	2	4									
Eddie Taubensee, L OBP: 0.288, SLG: 0.355 Einar Diaz, R OBP: 0.376, SLG: 0.477		0-0 F5		2-2 G4-3		3-3 K		1-3 K	0-1 F5	3	0	0	0	0	1	1									
Inning Stats	R: 2 E: 1 K: 2 S: 21	H: 3 LOB: 3 BB: 2 P: 34	R: 0 E: 0 K: 0 S: 5	H: 1 LOB: 1 BB: 0 P: 10	R: 1 E: 0 K: 1 S: 11	H: 2 LOB: 1 BB: 0 P: 19	R: 0 E: 0 K: 0 S: 8	H: 0 LOB: 0 BB: 0 P: 12	R: 1 E: 0 K: 0 S: 8	H: 1 LOB: 0 BB: 0 P: 11	R: 0 E: 0 K: 1 S: 10	H: 1 LOB: 1 BB: 0 P: 15	R: 3 E: 0 K: 1 S: 18	H: 3 LOB: 0 BB: 0 P: 30	R: 3 E: 0 K: 2 S: 17	H: 3 LOB: 2 BB: 2 P: 30	R: 0 E: 0 K: 0 S: 7	H: 0 LOB: 0 BB: 0 P: 9	1B: 7 2B: 1 3B: 1 HR: 5	SF: 1 SAC: 0 DP: 0 HBP: 0	WP: 0 PB: 0 SB: 1 CS: 0	PA: 45			
PITCHER	IP	WLS	BF	H	R	ER	SO	BB	IBB	HBP	BLK	WP	HR	S	P	ERA	WHIP								
Joe Mays, R ERA: 2.98	6.0		29	9	5	5	4	2	0	0	0	0	3	65	105	7.50	1.833								
Bob Wells, R ERA: 4.06	0.1	H	2	1	1	1	0	0	0	0	0	0	1	4	8	27.00	3.000								
Travis Miller, L ERA: 5.0	0.1	H	2	1	1	1	0	0	0	0	0	0	1	8	11	27.00	3.000								
Jack Cressend, R ERA: 3.09	0.1	H	2	1	1	1	0	0	0	0	0	0	0	7	12	27.00	3.000								
Eddie Guardado, L ERA: 4.65	2.0	W	10	2	2	2	2	1	1	0	0	0	0	21	34	9.00	1.500								

Cleveland Indians @ Minnesota Twins
Hubert H. Humphrey Metrodome, Minneapolis, MN
Mon Jun 04 2001, 8:05 PM EDT
Att: 20,613 - Dome - 72 F

AB 40
R 10
H 14
RBI 10
BB 4
SO 7
LOB 19



Batter	1	2	3	4	5	6	7	8	9	AB	R	H	RBI	BB	SO	LOB	BOTTOM								
Jacque Jones, L OBP: 0.325, SLG: 0.348	1-3 K	0-0 FC4-6 2B			3-3 K		0-3 K		0-0 1B	6	1	2	0	0	3	3									
Cristian Guzman, S OBP: 0.338, SLG: 0.493	0-2 1B	1-2 BB 2B 1B	0-0 G4-3		1-3 K		0-0 E1 1B		0-0 1B	6	3	4	2	0	1	0									
Doug Mientkiewicz, L OBP: 0.420, SLG: 0.599	1-3 K	4-0 2B BB	2-0 G4-3		0-2 F8		0-1 2B			4	1	1	0	1	1	1									
Matt Lawton, L OBP: 0.403, SLG: 0.399	0-0 E6 BB 1B	0-0 1B 2B 2B	3-2 G6-3		1-0 G6-3 2B		3-1 G4-3			5	2	2	3	0	0	2									
Tori Hunter, R OBP: 0.304, SLG: 0.472	1-0 BB 1B	1-1 F8		0-3 K		0-2 G6-3		2-3 K		5	0	1	1	0	2	2									
Corey Koskie, L OBP: 0.333, SLG: 0.403	4-2 BB 1B	1-0 2B 1B		4-2 G1-3 BB		4-0 IBB		0-3 K		2	1	1	0	3	1	0									
Brian Buchanan, R OBP: 0.288, SLG: 0.481	4-1 BB	1-0 1B 2B		0-2 G1-3		3-3 K		2-3 K		4	1	1	2	1	2	3									
A.J. Pierzynski, L OBP: 0.283, SLG: 0.379 Denny Hocking, S OBP: 0.344, SLG: 0.361	3-3 K	3-2 FC4-6 1B		0-3 K			1-2 FC6-4 1B		1-2 G6-3	4	0	2	2	0	2	4									
Luis Rivas, R OBP: 0.269, SLG: 0.354		0-0 G5-3			3-3 K		1-1 FC6-4 E S		2-2 1B 1B	5	2	2	0	0	1	1									
Inning Stats	R: 2 E: 1 K: 3 S: 20	H: 2 LOB: 3 BB: 2 P: 34	R: 6 E: 0 K: 0 S: 19	H: 7 LOB: 2 BB: 1 P: 32	R: 0 E: 0 K: 2 S: 15	H: 0 LOB: 1 BB: 1 P: 19	R: 0 E: 0 K: 2 S: 9	H: 0 LOB: 0 BB: 0 P: 16	R: 0 E: 0 K: 1 S: 14	H: 1 LOB: 2 BB: 1 P: 22	R: 2 E: 1 K: 1 S: 15	H: 3 LOB: 1 BB: 0 P: 20	R: 0 E: 0 K: 3 S: 9	H: 0 LOB: 0 BB: 0 P: 13	R: 1 E: 0 K: 0 S: 11	H: 3 LOB: 2 BB: 0 P: 14	1B: 11 2B: 5 3B: 0 HR: 0	SF: 0 SAC: 0 DP: 0 HBP: 0	WP: 0 PB: 0 SB: 2 CS: 0	PA: 47					
PITCHER	IP	WLS	BF	H	R	ER	SO	BB	IBB	HBP	BLK	WP	HR	S	P	ERA	WHIP								
Dave Burba, R ERA: 6.02	1.2		16	7	8	6	3	3	0	0	0	0	0	51	80	0.00	0.923								
37 Jake Westbrook, R ERA: 3.86	4.1		18	3	0	0	6	1	1	0	0	0	0	15	20	9.00	3.000								
Ricardo Rincon, L ERA: 4.05	1.0		6	3	2	1	1	0	0	0	0	0	0	20	27	6.75	2.250								
Paul Shuey, R ERA: 2.43	1.1	L	7	3	1	1	3	0	0	0	0	0	0	20	27	6.75	2.250								

Cleveland Indians @ Minnesota Twins
Hubert H. Humphrey Metrodome, Minneapolis, MN
Mon Jun 04 2001, 8:05 PM EDT
Att: 20,613 - Dome - 72 F

AB 42
R 11
H 16
RBI 10
BB 5
SO 13
LOB 16



Batter	1	2	3	4	5	6	7	8	9	AB	R	H	RBI	BB	SO	LOB	TOP				
Jolbert Cabrera, R OBP: 0.377, SLG: 0.404 (1, 8)	F9		G4-3			G6-4-3		K		5	1	1	0	0	1	4	Cleveland Indians @ Minnesota Twins Hubert H. Humphrey Metrodome, Minneapolis, MN Tue Jun 05 2001, 8:05 PM EDT Att: 22,022 - Dome - 72 F				
Ellis Burks, R OBP: 0.366, SLG: 0.615 (1, 10)	K					G5-3		G5-3		4	1	1	1	1	1	2					
Roberto Alomar, S OBP: 0.403, SLG: 0.495 (1, 4)										3	1	1	1	2	1	1					
Juan Gonzalez, R OBP: 0.395, SLG: 0.645 (1, 9)	K		G6-3							5	0	2	1	0	2	3					
Wil Cordero, R OBP: 0.406, SLG: 0.468 Kenny Lofton, L OBP: 0.343, SLG: 0.306 (7, 8)					G6-3	G6-3				4	0	1	0	0	1	2					
Jim Thome, L OBP: 0.415, SLG: 0.612 (1, 3)										0	0	0	0	1	0	0					
Travis Fryman, R OBP: 0.407, SLG: 0.273 (1, 5)										5	1	2	1	0	3	4					
Einar Diaz, R OBP: 0.370, SLG: 0.466 (1, 2)										2	0	1	0	3	0	1					
Omar Vizquel, S OBP: 0.340, SLG: 0.328 (1, 6)										5	0	1	1	0	0	7					
Inning Stats	R: 0 E: 0 K: 2 S: 11	H: 0 LOB: 1 BB: 1 P: 20	R: 0 E: 0 K: 1 S: 11	H: 1 LOB: 1 BB: 0 P: 19	R: 1 E: 0 K: 1 S: 13	H: 2 LOB: 1 BB: 0 P: 18	R: 1 E: 0 K: 0 S: 9	H: 2 LOB: 1 BB: 0 P: 14	R: 3 E: 0 K: 0 S: 16	H: 4 LOB: 2 BB: 2 P: 32	R: 0 E: 0 K: 3 S: 12	H: 0 LOB: 1 BB: 1 P: 20	R: 0 E: 0 K: 1 S: 11	H: 1 LOB: 2 BB: 2 P: 21	R: 0 E: 0 K: 1 S: 12	H: 1 LOB: 3 BB: 2 P: 23	1B: 7 2B: 3 3B: 1 HR: 0	SF: 0 SAC: 0 DP: 1 HBP: 0	WP: 0 PB: 0 SB: 1 CS: 0	PA: 44	
PITCHER	IP	WLS	BF	H	R	ER	SO	BB	IBB	HBP	BLK	WP	HR	S	P	ERA	WHIP				
J.C. Romero, L ERA: 5.36 (1, 1)	4.2	L	24	9	5	5	4	2	0	0	0	0	0	57	95	9.64	2.357				
Hector Carrasco, R ERA: 3.72 (5, 1)	2.1		9	0	0	0	3	3	0	0	0	0	0	18	37	0.00	1.286				
Johan Santana, L ERA: 4.5 (8, 1)	2.0		11	2	0	0	2	3	0	0	0	0	0	23	44	0.00	2.500				


AB	36
R	5
H	11
RBI	5
BB	8
SO	9
LOB	27




Batter	1	2	3	4	5	6	7	8	9	AB	R	H	RBI	BB	SO	LOB	BOTTOM					
Jacque Jones, L OBP: 0.323, SLG: 0.352 (1, 7)	G1-3		L8			F7		K		4	0	1	0	0	1	3	Cleveland Indians @ Minnesota Twins Hubert H. Humphrey Metrodome, Minneapolis, MN Tue Jun 05 2001, 8:05 PM EDT Att: 22,022 - Dome - 72 F					
Cristian Guzman, S OBP: 0.338, SLG: 0.486 (1, 6)	G1-3							G3		3	0	0	0	1	1	2						
Doug Mientkiewicz, L OBP: 0.412, SLG: 0.556 (1, 3)	P3									4	0	0	0	0	2	3						
Matt Lawton, L OBP: 0.401, SLG: 0.393 (1, 9)	G1-3									3	0	0	0	1	0	2						
Tori Hunter, R OBP: 0.303, SLG: 0.473 (1, 8)	F7									4	0	1	0	0	1	3						
Corey Koskie, L OBP: 0.332, SLG: 0.400 (1, 5)										4	0	1	0	0	1	1						
Quinton McCracken, S OBP: 0.500, SLG: 0.500 (1, 10)										4	0	2	0	0	1	1						
A.J. Pierzynski, L OBP: 0.285, SLG: 0.373 (1, 2)	F9									2	0	0	0	1	0	2						
Luis Rivas, R OBP: 0.275, SLG: 0.355 (1, 4)										2	0	1	0	1	0	1						
Inning Stats	R: 0 E: 0 K: 0 S: 12	H: 1 LOB: 2 BB: 1 P: 23	R: 0 E: 0 K: 1 S: 10	H: 1 LOB: 0 BB: 0 P: 18	R: 0 E: 0 K: 1 S: 6	H: 0 LOB: 1 BB: 1 P: 11	R: 0 E: 0 K: 1 S: 13	H: 1 LOB: 1 BB: 0 P: 20	R: 0 E: 0 K: 1 S: 7	H: 0 LOB: 1 BB: 1 P: 16	R: 0 E: 0 K: 0 S: 8	H: 0 LOB: 1 BB: 1 P: 17	R: 0 E: 0 K: 0 S: 5	H: 1 LOB: 0 BB: 0 P: 8	R: 0 E: 0 K: 2 S: 13	H: 1 LOB: 1 BB: 0 P: 18	R: 0 E: 0 K: 1 S: 12	H: 1 LOB: 1 BB: 0 P: 16	1B: 4 2B: 3 3B: 0 HR: 0	SF: 0 SAC: 0 DP: 2 HBP: 0	WP: 0 PB: 0 SB: 0 CS: 2	PA: 35
PITCHER	IP	WLS	BF	H	R	ER	SO	BB	IBB	HBP	BLK	WP	HR	S	P	ERA	WHIP					
Jaret Wright, R ERA: 2.81 (1, 1)	6.0	W	23	3	0	0	4	4	0	0	0	0	0	56	105	0.00	1.167					
Rich Rodriguez, L ERA: 3.35 (7, 1)	1.0		3	1	0	0	0	0	0	0	0	0	0	5	8	0.00	1.000					
Steve Karsay, R ERA: 1.08 (8, 1)	1.0		4	1	0	0	2	0	0	0	0	0	0	13	18	0.00	1.000					
Ricardo Rincon, L ERA: 3.77 (9, 1)	1.0		4	1	0	0	1	0	0	0	0	0	0	12	16	0.00	1.000					

AB	30
R	0
H	6
RBI	0
BB	4
SO	7
LOB	18



Batter	1	2	3	4	5	6	7	8	9	AB	R	H	RBI	BB	SO	LOB	TOP				
Kenny Lofton, L OBP: 0.338, SLG: 0.302 (1, 8)	L7		G3		G6-3		G3		HBP 3B 1B	5	1	1	0	0	0	1	Cleveland Indians @ Minnesota Twins Hubert H. Humphrey Metrodome, Minneapolis, MN Wed Jun 06 2001, 7:05 PM EDT Att: 24,031 - Dome - 72 F AB 33 R 5 H 8 RBI 5 BB 4 SO 3 LOB 12 				
Ellis Burks, R OBP: 0.373, SLG: 0.610 (1, 10)	K		FC6-4 1B		BB		F8		HBP 3B	3	1	1	1	1	1	0					
Roberto Alomar, S OBP: 0.402, SLG: 0.502 (1, 4)	K		FC6-4 1-2		G1-3				SH1-3 1B	5	0	2	3	0	1	2					
Juan Gonzalez, R OBP: 0.390, SLG: 0.636 (1, 9)																					
Jolbert Cabrera, R OBP: 0.374, SLG: 0.400 (6, 9)									K2-3	3	0	0	0	0	0	0					
Wil Cordero, R OBP: 0.402, SLG: 0.461 (1, 3)																					
Marty Cordova, R OBP: 0.377, SLG: 0.575 (1, 7)																					
Travis Fryman, R OBP: 0.526, SLG: 0.308 (1, 5)																					
Einar Diaz, R OBP: 0.373, SLG: 0.471 (1, 2)																					
Omar Vizquel, S OBP: 0.336, SLG: 0.324 (1, 6)																					
Inning Stats	R: 0 E: 0 K: 2 S: 12	H: 0 LOB: 0 BB: 0 P: 17	R: 0 E: 0 K: 0 S: 8	H: 0 LOB: 0 BB: 0 P: 13	R: 2 E: 0 K: 0 S: 12	H: 3 LOB: 1 BB: 0 P: 18	R: 0 E: 0 K: 0 S: 9	H: 1 LOB: 2 BB: 1 P: 19	R: 0 E: 0 K: 0 S: 7	H: 0 LOB: 1 BB: 1 P: 15	R: 0 E: 0 K: 0 S: 14	H: 0 LOB: 0 BB: 0 P: 16	R: 0 E: 0 K: 0 S: 9	H: 1 LOB: 1 BB: 0 P: 11	R: 3 E: 0 K: 1 S: 16	H: 2 LOB: 1 BB: 1 P: 29	1B: 5 2B: 2 3B: 1 HR: 0	SF: 0 SAC: 2 DP: 0 HBP: 1	WP: 0 PB: 0 SB: 0 CS: 0	PA: 40	
PITCHER	IP	WLS	BF	H	R	ER	SO	BB	IBB	HBP	BLK	WP	HR	S	P	ERA	WHIP				
Brad Thomas, L ERA: 7.11 (1, 1)	6.0		26	5	2	2	2	3	0	0	0	0	0	55	96	3.00	1.333				
Jack Cressend, R ERA: 3.21 (7, 1)	2.1	L	9	1	1	1	0	1	0	0	0	0	0	27	37	3.86	0.857				
Travis Miller, L ERA: 5.4 (9, 1)	0.1		2	1	0	0	0	0	0	0	0	0	0	4	6	0.00	3.000				
Bob Wells, R ERA: 4.31 (9, 1)	0.1		3	1	2	2	1	0	0	1	0	0	0	8	13	54.00	3.000				

Batter	1	2	3	4	5	6	7	8	9	AB	R	H	RBI	BB	SO	LOB	BOTTOM					
Quinton McCracken, S OBP: 0.375, SLG: 0.286 (1, 7)	L9-3 BB		F7		K		G3			3	0	0	0	1	1	2	Cleveland Indians @ Minnesota Twins Hubert H. Humphrey Metrodome, Minneapolis, MN Wed Jun 06 2001, 7:05 PM EDT Att: 24,031 - Dome - 72 F AB 30 R 2 H 5 RBI 2 BB 5 SO 9 LOB 11 					
Cristian Guzman, S OBP: 0.332, SLG: 0.477 (1, 6)	L9-3 1-2		G5-3		F9		K			4	0	0	0	0	1	1						
Doug Mientkiewicz, L OBP: 0.405, SLG: 0.547 (1, 3)	G4-3		F7		K		K			4	0	0	0	0	2	0						
Torii Hunter, R OBP: 0.307, SLG: 0.485 (1, 8)			G5-3		2B 2B		2B			4	1	2	0	0	1	0						
Matt Lawton, L OBP: 0.394, SLG: 0.385 (1, 9)			G4-3		K		F7			4	0	0	0	0	1	2						
Brian Buchanan, R OBP: 0.288, SLG: 0.472 (1, 10)										1	0	0	0	1	1	1						
Jacque Jones, L OBP: 0.322, SLG: 0.350 (8, PH)			1B HBP		K		L5 BB			1	0	0	0	0	1	0						
Jason Maxwell, R OBP: 0.326, SLG: 0.436 (1, 5)										1	0	1	0	0	0	0						
Corey Koskie, L OBP: 0.332, SLG: 0.404 (3, 5)							L5			3	1	1	1	0	1	1						
Luis Rivas, R OBP: 0.284, SLG: 0.353 (1, 4)										1	0	0	0	3	0	0						
Tom Prince, R OBP: 0.298, SLG: 0.351 (1, 2)										3	0	1	1	0	0	4						
Denny Hocking, S OBP: 0.341, SLG: 0.358 (9, PH)										1	0	0	0	0	0	0						
Inning Stats	R: 0 E: 0 K: 0 S: 6	H: 0 LOB: 1 BB: 1 P: 14	R: 0 E: 0 K: 0 S: 15	H: 1 LOB: 3 BB: 1 P: 27	R: 0 E: 0 K: 3 S: 8	H: 0 LOB: 0 BB: 0 P: 13	R: 2 E: 0 K: 3 S: 16	H: 3 LOB: 2 BB: 1 P: 28	R: 0 E: 0 K: 1 S: 10	H: 1 LOB: 1 BB: 0 P: 16	R: 0 E: 0 K: 2 S: 9	H: 0 LOB: 0 BB: 0 P: 10	R: 0 E: 0 K: 2 S: 10	H: 0 LOB: 0 BB: 0 P: 13	R: 0 E: 0 K: 1 S: 10	H: 0 LOB: 0 BB: 0 P: 15		1B: 1 2B: 5 3B: 0 HR: 0	SF: 0 SAC: 0 DP: 1 HBP: 1	WP: 0 PB: 0 SB: 1 CS: 0	PA: 36	
PITCHER	IP	WLS	BF	H	R	ER	SO	BB	IBB	HBP	BLK	WP	HR	S	P	ERA		WHIP				
CC Sabathia, L ERA: 5.14 (1, 1)	5.2		26	5	2	2	4	5	0	1	0	0	0	59	113	3.18		1.765				
Steve Reed, R ERA: 3.97 (6, 1)	0.1		1	0	0	0	0	0	0	0	0	0	0	3	4	0.00		0.000				
Paul Shuey, R ERA: 2.27 (7, 1)	2.0	W	6	0	0	0	4	0	0	0	0	0	0	19	23	0.00	0.000					
Bob Wickman, R ERA: 2.49 (9, 1)	1.0	S	3	0	0	0	1	0	0	0	0	0	0	10	15	0.00	0.000					

Batter	1	2	3	4	5	6	7	8	9	AB	R	H	RBI	BB	SO	LOB	TOP					
Kenny Lofton, L OBP: 0.340, SLG: 0.295 (1, 8)	F8			2B BB		G3	F9		WP BB	3	0	0	0	2	0	0	Cleveland Indians @ Minnesota Twins Hubert H. Humphrey Metrodome, Minneapolis, MN Thu Jun 07 2001, 8:05 PM EDT Att: 24,671 - Dome - 72 F livebaseballscorecards.com					
Omar Vizquel, S OBP: 0.342, SLG: 0.327 (1, 6)	F6		F8			BB 1B	1B		BB	4	2	2	0	1	0	1						
Roberto Alomar, S OBP: 0.407, SLG: 0.519 (1, 4)	G1-3			1-1 2B		BB 1B	E4		G3-1	5	2	3	1	0	0	2						
Jim Thome, L OBP: 0.408, SLG: 0.598 (1, 3)		G4-3		2-3 K		1B	K			4	0	0	0	0	3	4						
Ellis Burks, R OBP: 0.371, SLG: 0.600 (1, 10)		K		1-1 G6-3		1B			F9	3	1	0	0	1	1	2						
Travis Fryman, R OBP: 0.522, SLG: 0.353 (1, 5)					0-0 K	FC6-4 1B			K	4	1	2	2	0	2	0						
Marty Cordova, R OBP: 0.374, SLG: 0.579 (9, 7)					0-0 G4-3					4	0	1	2	0	2	1						
Russell Branyan, L OBP: 0.326, SLG: 0.536 Jolbert Cabrera, R OBP: 0.374, SLG: 0.400 (9, 9)					0-2 F9					4	0	0	0	0	3	2						
Einar Diaz, R OBP: 0.364, SLG: 0.457 (1, 2)					0-2 F7	FC6-4 1-2			G1-3	4	0	0	0	0	0	1						
Inning Stats	R: 0 E: 0 K: 0 S: 6	H: 0 LOB: 0 BB: 0 P: 10	R: 0 E: 0 K: 2 S: 8	H: 0 LOB: 0 BB: 0 P: 11	R: 0 E: 0 K: 0 S: 8	H: 0 LOB: 0 BB: 0 P: 8	R: 0 E: 0 K: 1 S: 11	H: 1 LOB: 2 BB: 1 P: 21	R: 0 E: 0 K: 2 S: 8	H: 1 LOB: 1 BB: 0 P: 9	R: 4 E: 0 K: 2 S: 20	H: 4 LOB: 1 BB: 1 P: 32	R: 2 E: 1 K: 1 S: 19	H: 2 LOB: 0 BB: 0 P: 27	R: 0 E: 0 K: 2 S: 7	H: 0 LOB: 0 BB: 0 P: 14		R: 0 E: 0 K: 1 S: 7	H: 0 LOB: 2 BB: 2 P: 15	1B: 5 2B: 1 3B: 2 HR: 0	SF: 0 SAC: 0 DP: 0 HBP: 0	WP: 1 PB: 0 SB: 0 CS: 0
PITCHER	IP	WLS	BF	H	R	ER	SO	BB	IBB	HBP	BLK	WP	HR	S	P	ERA	WHIP					
Brad Radke, R ERA: 3.59 (1, 1)	6.2	L	30	8	6	5	7	2	0	0	0	0	0	77	115	6.75	1.500					
Travis Miller, L ERA: 5.3 (7, 1)	0.1		1	0	0	0	1	0	0	0	0	0	0	3	3	0.00	0.000					
Juan Rincon, R ERA: (8, 1)	1.0		3	0	0	0	2	0	0	0	0	0	0	7	14	0.00	0.000					
LaTroy Hawkins, R ERA: 3.68 (9, 1)	1.0		5	0	0	0	1	2	0	0	0	1	0	7	15	0.00	2.000					

Batter	1	2	3	4	5	6	7	8	9	AB	R	H	RBI	BB	SO	LOB	BOTTOM					
Quinton McCracken, S OBP: 0.583, SLG: 0.778 (1, 10)	G4-3 3B		FC6-4 BB							2	1	2	0	2	0	0	Cleveland Indians @ Minnesota Twins Hubert H. Humphrey Metrodome, Minneapolis, MN Thu Jun 07 2001, 8:05 PM EDT Att: 24,671 - Dome - 72 F livebaseballscorecards.com					
Cristian Guzman, S OBP: 0.326, SLG: 0.469 (1, 6)	G4-3		FC6-4 1B 1-2			F8			F8	4	1	0	1	0	0	3						
Corey Koskie, L OBP: 0.331, SLG: 0.401 (1, 5)	3H K		2-1 1B							4	0	1	0	0	1	1						
Matt Lawton, L OBP: 0.396, SLG: 0.387 (1, 9)	G3-1		0-0 1B							4	0	2	1	0	1	0						
Doug Mientkiewicz, L OBP: 0.398, SLG: 0.536 (1, 3)		P6	1-3 K							4	0	0	0	0	2	3						
Torii Hunter, R OBP: 0.306, SLG: 0.480 (1, 8)		K		1-3 K					L6	4	0	1	0	0	2	1						
Jacque Jones, L OBP: 0.320, SLG: 0.348 (1, 7)			0-1 1B			F8				4	0	1	0	0	1	2						
Luis Rivas, R OBP: 0.280, SLG: 0.348 Denny Hocking, S OBP: 0.339, SLG: 0.355 (9, PH)			0-3 K							3	0	0	0	0	1	1						
A.J. Pierzynski, L OBP: 0.278, SLG: 0.364 (1, 2)			0-1 F8							3	0	0	0	0	1	0						
Inning Stats	R: 1 E: 0 K: 1 S: 9	H: 1 LOB: 0 BB: 0 P: 14	R: 0 E: 0 K: 2 S: 9	H: 1 LOB: 0 BB: 0 P: 11	R: 1 E: 0 K: 1 S: 14	H: 2 LOB: 2 BB: 1 P: 21	R: 0 E: 0 K: 1 S: 7	H: 0 LOB: 0 BB: 0 P: 10	R: 0 E: 0 K: 2 S: 10	H: 1 LOB: 1 BB: 0 P: 16	R: 0 E: 0 K: 2 S: 11	H: 1 LOB: 1 BB: 0 P: 17	R: 0 E: 0 K: 0 S: 7	H: 0 LOB: 1 BB: 1 P: 14	R: 0 E: 0 K: 1 S: 6	H: 0 LOB: 0 BB: 0 P: 9		R: 0 E: 0 K: 1 S: 10	H: 1 LOB: 0 BB: 0 P: 14	1B: 5 2B: 1 3B: 1 HR: 0	SF: 0 SAC: 0 DP: 1 HBP: 0	WP: 0 PB: 0 SB: 1 CS: 0
PITCHER	IP	WLS	BF	H	R	ER	SO	BB	IBB	HBP	BLK	WP	HR	S	P	ERA	WHIP					
Bartolo Colon, R ERA: 4.33 (1, 1)	6.0	W	25	6	2	2	8	1	0	0	0	0	0	60	89	3.00	1.167					
Steve Karsay, R ERA: 1.02 (7, 1)	2.0		7	0	0	0	1	1	0	0	0	0	0	13	23	0.00	0.500					
Bob Wickman, R ERA: 2.39 (9, 1)	1.0		3	1	0	0	1	0	0	0	0	0	0	10	14	0.00	1.000					



Batter	1	2	3	4	5	6	7	8	9	AB	R	H	RBI	BB	SO	LOB	TOP										
Deion Sanders, L (1, 10) OBP: 0.234, SLG: 0.250 Brady Clark, R (7, PH) OBP: 0.429, SLG: 0.333	G4-3		G4-3						SH1-4	3	0	1	0	0	0	1											
Michael Tucker, L (1, 7) OBP: 0.320, SLG: 0.402	G1-3								2B	4	1	0	0	1	1	3											
Alex Ochoa, R (1, 9) OBP: 0.362, SLG: 0.459	G6-3								2B	5	2	4	3	0	0	0											
Sean Casey, L (1, 3) OBP: 0.403, SLG: 0.535 Donnie Sadler, R (8, PR) OBP: 0.294, SLG: 0.278		G3-1							G1-3	4	0	1	1	0	0	1											
Dmitri Young, S (1, 5) OBP: 0.341, SLG: 0.431	G4-3								G4-3	5	1	3	1	0	0	1											
Ruben Rivera, R (1, 8) OBP: 0.322, SLG: 0.403	G6-3									3	0	0	0	1	1	3											
Bill Selby, L (1, 4) OBP: 0.280, SLG: 0.417 Juan Castro, R (8, PR) OBP: 0.226, SLG: 0.238										3	1	2	2	1	0	2											
Jason LaRue, R (1, 2) OBP: 0.323, SLG: 0.425										4	0	0	0	0	3	3											
Pokey Reese, R (1, 6) OBP: 0.308, SLG: 0.364										2	1	0	0	2	1	1											
Inning Stats	R: 0 H: 0 E: 0 K: 0 S: 6	H: 0 LOB: 0 BB: 0 P: 9	R: 0 H: 0 E: 0 K: 0 S: 4	H: 0 LOB: 0 BB: 0 P: 7	R: 0 H: 1 E: 0 K: 1 S: 9	H: 1 LOB: 1 BB: 0 P: 14	R: 1 H: 2 E: 0 K: 0 S: 11	H: 2 LOB: 2 BB: 1 P: 19	R: 0 H: 1 E: 0 K: 2 S: 11	H: 1 LOB: 1 BB: 1 P: 21	R: 3 H: 3 E: 0 K: 0 S: 13	H: 3 LOB: 0 BB: 0 P: 20	R: 1 H: 2 E: 0 K: 1 S: 10	H: 2 LOB: 0 BB: 0 P: 20	R: 0 H: 2 E: 0 K: 2 S: 14	H: 2 LOB: 3 BB: 1 P: 24	R: 2 H: 1 E: 0 K: 0 S: 6	H: 1 LOB: 1 BB: 2 P: 15	1B: 7 2B: 4 3B: 0 HR: 1	SF: 0 SAC: 1 DP: 0 HBP: 0	WP: 0 PB: 1 SB: 1 CS: 2	PA: 42					
PITCHER	IP	WLS	BF	H	R	ER	SO	BB	IBB	HBP	BLK	WP	HR	S	P	ERA	WHIP										
Charles Nagy, R (1, 1) ERA: 2.92	5.1	B	23	6	3	3	3	2	0	0	0	0	0	47	80	5.06	1.500										
Steve Reed, R (6, 1) ERA: 4.18	1.0	L	4	1	1	1	1	0	0	0	0	0	1	10	15	9.00	1.000										
Rich Rodriguez, L (7, 1) ERA: 3.95	0.1	L	2	1	0	0	0	0	0	0	0	0	0	4	8	0.00	3.000										
Paul Shuey, R (7, 1) ERA: 2.18	1.1		6	3	1	1	2	0	1	0	0	0	0	17	31	6.75	2.250										
Steve Woodard, R (9, 1) ERA: 7.71	1.0		6	1	2	2	0	1	1	0	0	0	0	6	15	18.00	2.000										

Cincinnati Reds @ Cleveland Indians
Jacobs Field, Cleveland, OH
Fri Jun 08 2001, 7:05 PM EDT
Att: 42,512 - Sunny - 65 F

AB 35
R 7
H 12
RBI 7
BB 5
SO 6
LOB 16



Batter	1	2	3	4	5	6	7	8	9	AB	R	H	RBI	BB	SO	LOB	BOTTOM										
Kenny Lofton, L (1, 8) OBP: 0.338, SLG: 0.289	G4-6-3	FC4-6								3	0	0	0	1	0	1											
Omar Vizquel, S (1, 6) OBP: 0.344, SLG: 0.330	G4-6-3									4	0	2	0	0	0	0											
Roberto Alomar, S (1, 4) OBP: 0.404, SLG: 0.528	G4-6-3									4	1	1	1	0	0	3											
Ellis Burks, R (1, 10) OBP: 0.369, SLG: 0.608	F9									4	1	1	1	0	0	1											
Jim Thome, L (1, 3) OBP: 0.405, SLG: 0.588										3	0	0	0	1	0	0											
Travis Fryman, R (1, 5) OBP: 0.519, SLG: 0.316										2	1	0	0	1	1	1											
Wil Cordero, R (1, 9) OBP: 0.404, SLG: 0.462										4	1	2	0	0	0	0											
Russell Branyan, L (1, 7) OBP: 0.320, SLG: 0.527										3	0	0	1	0	2	2											
Einar Diaz, R (1, 2) OBP: 0.363, SLG: 0.455 Eddie Taubensee, L (8, PH) OBP: 0.284, SLG: 0.349										3	0	1	1	0	0	2											
Inning Stats	R: 0 H: 1 E: 0 K: 0 S: 10	H: 2 LOB: 1 BB: 1 P: 20	R: 2 H: 2 E: 0 K: 0 S: 14	H: 2 LOB: 1 BB: 1 P: 23	R: 1 H: 1 E: 1 K: 1 S: 14	H: 1 LOB: 1 BB: 1 P: 28	R: 0 H: 0 E: 0 K: 1 S: 9	H: 0 LOB: 0 BB: 0 P: 14	R: 0 H: 2 E: 0 K: 0 S: 10	H: 2 LOB: 2 BB: 0 P: 14	R: 1 H: 2 E: 0 K: 1 S: 17	H: 2 LOB: 2 BB: 0 P: 26	R: 0 H: 1 E: 0 K: 0 S: 8	H: 1 LOB: 0 BB: 0 P: 13	R: 0 H: 0 E: 0 K: 0 S: 11	H: 0 LOB: 0 BB: 0 P: 16	R: 0 H: 0 E: 0 K: 1 S: 11	H: 0 LOB: 0 BB: 0 P: 12	1B: 5 2B: 0 3B: 0 HR: 2	SF: 1 SAC: 0 DP: 1 HBP: 1	WP: 0 PB: 0 SB: 0 CS: 2	PA: 37					
PITCHER	IP	WLS	BF	H	R	ER	SO	BB	IBB	HBP	BLK	WP	HR	S	P	ERA	WHIP										
Rob Bell, R (1, 1) ERA: 5.35	2.2		14	4	3	3	0	3	0	0	0	0	1	35	66	2.70	0.600										
Jim Brower, R (3, 1) ERA: 4.53	3.1	W	13	2	1	1	3	0	0	1	0	0	0	39	59	2.70	0.600										
Hector Mercado, L (7, 1) ERA: 2.66	0.2	H	3	1	0	0	0	0	0	0	0	0	0	7	9	0.00	1.500										
Chris Nichting, R (7, 1) ERA: 1.42	1.1	H	3	0	0	0	0	0	0	0	0	0	0	12	20	0.00	0.000										
Danny Graves, R (9, 1) ERA: 3.0	1.0	S	3	0	0	0	1	0	0	0	0	0	0	11	12	0.00	0.000										

Cincinnati Reds @ Cleveland Indians
Jacobs Field, Cleveland, OH
Fri Jun 08 2001, 7:05 PM EDT
Att: 42,512 - Sunny - 65 F

AB 31
R 4
H 7
RBI 4
BB 3
SO 4
LOB 10



Batter	1	2	3	4	5	6	7	8	9	AB	R	H	RBI	BB	SO	LOB	TOP				
Michael Tucker, L OBP: 0.315, SLG: 0.395 Brady Clark, R OBP: 0.500, SLG: 0.429	G3		K			G4-3		FC6-4 1B		3	0	0	0	0	1	0	Cincinnati Reds @ Cleveland Indians Jacobs Field, Cleveland, OH Sat Jun 09 2001, 7:05 PM EDT Att: 42,521 - Cloudy - 72 F				
Dmitri Young, S OBP: 0.344, SLG: 0.437	G4-3 2B		G4-3			1B		FC6-4 FC5-4		4	0	2	0	0	0	1					
Alex Ochoa, R OBP: 0.360, SLG: 0.455	G4-3				G4-3			FC5-4		4	0	1	0	0	0	2					
Sean Casey, L OBP: 0.396, SLG: 0.525	K				K			K		4	0	0	0	0	3	4					
Ruben Rivera, R OBP: 0.320, SLG: 0.394		F7			G4-3					3	1	0	0	1	1	0					
D.T. Cromer, L OBP: 0.313, SLG: 0.533 Donnie Sadler, R OBP: 0.281, SLG: 0.275						K				2	1	1	2	1	1	0					
Bill Selby, L OBP: 0.313, SLG: 0.392 Juan Castro, R OBP: 0.224, SLG: 0.235						G1-3		P6		1	0	0	0	0	1	0					
Kelly Stinnett, R OBP: 0.325, SLG: 0.406						F9		K		3	0	0	0	0	2	1					
Pokey Reese, R OBP: 0.303, SLG: 0.357						F9		L8		3	0	0	0	0	1	0					
								K													
Inning Stats	R: 0 E: 0 K: 1 S: 9	H: 1 LOB: 1 BB: 0 P: 11	R: 0 E: 0 K: 1 S: 10	H: 0 LOB: 1 BB: 1 P: 20	R: 0 E: 0 K: 1 S: 7	H: 0 LOB: 0 BB: 0 P: 10	R: 0 E: 0 K: 1 S: 10	H: 0 LOB: 0 BB: 0 P: 17	R: 0 E: 0 K: 0 S: 9	H: 2 LOB: 2 BB: 0 P: 13	R: 2 E: 0 K: 2 S: 15	H: 1 LOB: 0 BB: 1 P: 27	R: 0 E: 0 K: 1 S: 10	H: 1 LOB: 1 BB: 0 P: 12	R: 0 E: 0 K: 2 S: 7	H: 0 LOB: 0 BB: 0 P: 8	1B: 3 2B: 1 3B: 0 HR: 1	SF: 0 SAC: 0 DP: 0 HBP: 0	WP: 0 PB: 0 SB: 0 CS: 0	PA: 34	
PITCHER	IP	WLS	BF	H	R	ER	SO	BB	IBB	HBP	BLK	WP	HR	S	P	ERA	WHIP				
Dave Burba, R ERA: 5.68	7.0	W	27	4	2	2	7	2	0	0	0	0	1	70	113	2.57	0.857				
Ricardo Rincon, L ERA: 3.52	1.0		4	1	0	0	1	0	0	0	0	0	0	10	12	0.00	1.000				
Rich Rodriguez, L ERA: 3.68	1.0		3	0	0	0	2	0	0	0	0	0	0	7	8	0.00	0.000				

Batter	1	2	3	4	5	6	7	8	9	AB	R	H	RBI	BB	SO	LOB	BOTTOM				
Kenny Lofton, L OBP: 0.327, SLG: 0.279	L8	FC4-6 1B				F8		L6-4		5	0	0	1	0	0	3	Cincinnati Reds @ Cleveland Indians Jacobs Field, Cleveland, OH Sat Jun 09 2001, 7:05 PM EDT Att: 42,521 - Cloudy - 72 F				
Omar Vizquel, S OBP: 0.346, SLG: 0.333						K				4	1	2	0	1	1	0					
Roberto Alomar, S OBP: 0.406, SLG: 0.529 Jolbert Cabrera, R OBP: 0.371, SLG: 0.396										3	2	1	0	1	0	3					
Juan Gonzalez, R OBP: 0.392, SLG: 0.633 Russell Branyan, L OBP: 0.323, SLG: 0.541										4	1	2	0	0	0	2					
Ellis Burks, R OBP: 0.367, SLG: 0.604 Eddie Taubensee, L OBP: 0.279, SLG: 0.344										3	1	1	1	0	0	4					
Jim Thome, L OBP: 0.402, SLG: 0.600										3	1	1	3	0	0	1					
Marty Cordova, R OBP: 0.377, SLG: 0.577										4	2	2	0	0	1	1					
Travis Fryman, R OBP: 0.548, SLG: 0.409										3	2	2	2	1	0	2					
Einar Diaz, R OBP: 0.366, SLG: 0.456										4	0	2	2	0	0	1					
Inning Stats	R: 0 E: 0 K: 0 S: 11	H: 0 LOB: 1 BB: 1 P: 17	R: 3 E: 1 K: 0 S: 18	H: 5 LOB: 2 BB: 0 P: 30	R: 0 E: 0 K: 0 S: 8	H: 2 LOB: 2 BB: 0 P: 12	R: 0 E: 0 K: 1 S: 8	H: 0 LOB: 0 BB: 0 P: 13	R: 2 E: 0 K: 1 S: 14	H: 2 LOB: 0 BB: 0 P: 20	R: 0 E: 0 K: 0 S: 7	H: 0 LOB: 1 BB: 1 P: 14	R: 5 E: 2 K: 0 S: 22	H: 4 LOB: 1 BB: 1 P: 36	R: 0 E: 0 K: 0 S: 7	H: 1 LOB: 1 BB: 0 P: 10	1B: 10 2B: 3 3B: 1 HR: 1	SF: 2 SAC: 0 DP: 1 HBP: 0	WP: 0 PB: 0 SB: 1 CS: 0	PA: 41	
PITCHER	IP	WLS	BF	H	R	ER	SO	BB	IBB	HBP	BLK	WP	HR	S	P	ERA	WHIP				
Oswaldo Fernandez, R ERA: 6.55	5.0	L	25	9	5	5	2	1	0	0	0	0	1	59	92	9.00	2.000				
Scott Sullivan, R ERA: 4.06	1.1		7	2	3	1	0	2	0	0	0	0	0	16	30	6.75	3.000				
Hector Mercado, L ERA: 2.91	0.1		1	0	0	0	0	0	0	0	0	0	0	3	4	0.00	0.000				
Scott Winchester, R ERA: 3.79	1.1		8	3	2	0	0	0	0	0	0	0	0	17	26	0.00	2.250				


Batter	1	2	3	4	5	6	7	8	9	AB	R	H	RBI	BB	SO	LOB	TOP										
Brady Clark, R OBP: 0.385, SLG: 0.333 (1, 7)	1-2 WP 1B	2-0 G1-3	1-0 FC5-4		1-2 G6-3			1-2 F2		5	1	1	0	0	0	3	Cincinnati Reds @ Cleveland Indians Jacobs Field, Cleveland, OH Sun Jun 10 2001, 1:05 PM EDT Att: 49,479 - Sunny - 71 F										
Michael Tucker, L OBP: 0.323, SLG: 0.407 (1, 8)	1-0 1B WP SF7	3-2 FC		1-1 2B		1-0 G3		3-2 L9		5	2	3	0	0	0	0											
Alex Ochoa, R OBP: 0.357, SLG: 0.447 (1, 9)	4-2 SF7 1B	0-1 FC		1-2 F9		1-1 E5		0-1 P3		4	2	0	0	1	0	1											
Sean Casey, L OBP: 0.397, SLG: 0.524 (9, PH) Kelly Stinnett, R OBP: 0.322, SLG: 0.402 (1, 10)	1-0 1B	3-1 2H 3H		0-3 K		1-2 F7		1-0 G6-3		4	1	2	2	0	1	2											
D.T. Cromer, L OBP: 0.300, SLG: 0.556 (9, PH) Donnie Sadler, R OBP: 0.289, SLG: 0.284 (9, 4)	0-1 SF7	0-0 F8		2-2 2B		0-1 G4-3		1-1 WP 1B		3	0	1	1	0	0	1											
Jason LaRue, R OBP: 0.326, SLG: 0.427 (1, 2)	1-3 K		2-2 FC5-4 1B HBP	1-3 K		0-0 WP 2B		1-2 F9		4	1	1	0	0	2	5											
Bill Selby, L OBP: 0.293, SLG: 0.436 (9, 3)	4-2 1B CS BB		1-2 FC5-4 1B		1-0 3B			3-2 G4-3		4	1	2	0	1	1	2											
Pokey Reese, R OBP: 0.302, SLG: 0.355 (1, 6)	1-2 CS 1B		0-1 FC5-4		1-3 K		1-3 K			4	0	1	2	0	2	4											
Juan Castro, R OBP: 0.225, SLG: 0.238 (9, 5)	1-2 CS	0-0 2B FC G1-3 1B	0-0 SF8		0-3 K		1-2 F8			3	1	1	1	0	1	2											
Inning Stats	R: 5 E: 1 K: 1 S: 26	H: 4 LOB: 0 BB: 2 P: 40	R: 3 E: 0 K: 0 S: 10	H: 3 LOB: 0 BB: 0 P: 18	R: 1 E: 0 K: 0 S: 9	H: 1 LOB: 1 BB: 0 P: 13	R: 0 E: 0 K: 2 S: 15	H: 2 LOB: 2 BB: 0 P: 20	R: 0 E: 0 K: 2 S: 10	H: 1 LOB: 1 BB: 0 P: 13	R: 0 E: 1 K: 0 S: 8	H: 0 LOB: 0 BB: 0 P: 11	R: 0 E: 0 K: 0 S: 15	H: 1 LOB: 1 BB: 0 P: 20	R: 0 E: 0 K: 0 S: 8	H: 0 LOB: 0 BB: 0 P: 12		R: 0 E: 0 K: 0 S: 9	H: 1 LOB: 1 BB: 0 P: 15	1B: 9 2B: 3 3B: 1 HR: 0	SF: 2 SAC: 0 DP: 0 HBP: 1	WP: 3 PB: 0 SB: 0 CS: 2	PA: 44				
PITCHER	IP	WLS	BF	H	R	ER	SO	BB	IBB	HBP	BLK	WP	HR	S	P	ERA	WHIP										
Jaret Wright, R ERA: 4.91 (1, 1)	1.1	L	11	6	7	6	1	2	0	0	0	1	0	31	50	40.50	6.000										
Steve Woodard, R ERA: 3.97 (2, 1)	6.2		28	6	2	1	6	0	0	1	0	1	0	70	97	1.35	0.900										
Ricardo Rincon, L ERA: 3.31 (9, 1)	1.0		4	1	0	0	0	0	0	0	0	1	0	9	15	0.00	1.000										

AB	38
R	9
H	13
RBI	6
BB	2
SO	7
LOB	20



Batter	1	2	3	4	5	6	7	8	9	AB	R	H	RBI	BB	SO	LOB	BOTTOM										
Kenny Lofton, L OBP: 0.317, SLG: 0.269 (1, 8)	1-1 P4		1-1 G4-3		0-1 F8		2-1 G3		2-1 G4-3	5	0	0	0	0	0	4	Cincinnati Reds @ Cleveland Indians Jacobs Field, Cleveland, OH Sun Jun 10 2001, 1:05 PM EDT Att: 49,479 - Sunny - 71 F										
Omar Vizquel, S OBP: 0.348, SLG: 0.336 (1, 6)	2-1 F7			0-2 P5		1-0 F8		0-0 1B 2B		4	0	1	0	0	0	0											
Roberto Alomar, S OBP: 0.406, SLG: 0.534 (1, 4) Jolbert Cabrera, R OBP: 0.364, SLG: 0.389 (6, PH) (7, 4)	2-2 F7			1-1 FC1-6 2B		0-2 L5		0-0 L5		2	0	1	0	0	0	0											
Juan Gonzalez, R OBP: 0.393, SLG: 0.631 (6, PH) Eddie Taubensee, L OBP: 0.300, SLG: 0.409 (6, PH)		2-2 G6-3		4-2 FC1-6 BB		0-0 HR		0-1 HR 1B		1	0	0	0	1	0	0											
Jim Thome, L OBP: 0.399, SLG: 0.609 (1, 3)		0-0 G3-1		0-1 FC1-6		2-2 G6-3		1-2 HR		4	1	1	2	0	0	2											
Marty Cordova, R OBP: 0.374, SLG: 0.567 (1, 9)		2-2 P4		0-0 F7			0-0 G5-3	4-2 BB		3	0	0	0	1	0	2											
Travis Fryman, R OBP: 0.545, SLG: 0.458 (1, 5) Wil Cordero, R OBP: 0.399, SLG: 0.455 (6, 7)			1-2 2B		1-2 G6-3		0-1 F7	2-0 F7		2	0	1	0	0	0	0											
Russell Branyan, L OBP: 0.327, SLG: 0.540 (6, 5)		0-1 P4		0-1 1B			3-2 1B		0-0 G4-3	4	0	2	0	0	0	1											
Einar Diaz, R OBP: 0.364, SLG: 0.450 (1, 2)			3-3 K		0-1 F7		0-0 1B		0-1 G6-3	4	0	1	0	0	1	2											
Inning Stats	R: 0 E: 0 K: 0 S: 7	H: 0 LOB: 0 BB: 0 P: 12	R: 0 E: 0 K: 0 S: 8	H: 0 LOB: 0 BB: 0 P: 12	R: 0 E: 0 K: 1 S: 11	H: 1 LOB: 1 BB: 0 P: 16	R: 0 E: 0 K: 0 S: 10	H: 1 LOB: 2 BB: 1 P: 15	R: 1 E: 0 K: 0 S: 8	H: 1 LOB: 0 BB: 0 P: 11	R: 0 E: 0 K: 0 S: 10	H: 2 LOB: 2 BB: 0 P: 15	R: 0 E: 0 K: 0 S: 10	H: 3 LOB: 1 BB: 1 P: 17	R: 0 E: 0 K: 0 S: 5	H: 0 LOB: 0 BB: 0 P: 7		1B: 4 2B: 3 3B: 0 HR: 2	SF: 0 SAC: 0 DP: 0 HBP: 0	WP: 0 PB: 0 SB: 0 CS: 0	PA: 37						
PITCHER	IP	WLS	BF	H	R	ER	SO	BB	IBB	HBP	BLK	WP	HR	S	P	ERA	WHIP										
Chris Reitsma, R ERA: 4.03 (1, 1)	7.2	W	32	9	3	3	1	1	0	0	0	0	2	70	100	3.52	1.304										
Mark Wohlers, R ERA: 4.5 (8, 1)	1.1		5	0	0	0	0	1	0	0	0	0	0	8	16	0.00	0.750										

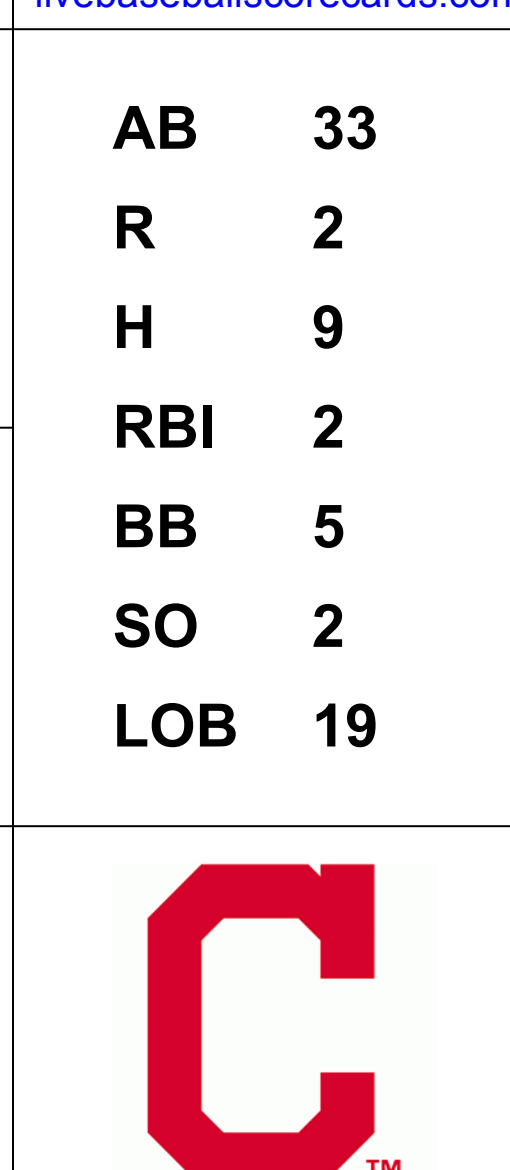
AB	35
R	3
H	9
RBI	3
BB	2
SO	1
LOB	13



Batter	1	2	3	4	5	6	7	8	9	AB	R	H	RBI	BB	SO	LOB	TOP										
Devon White, S OBP: 0.361, SLG: 0.517										4	1	1	0	0	2	1	Milwaukee Brewers @ Cleveland Indians Jacobs Field, Cleveland, OH Tue Jun 12 2001, 7:05 PM EDT Att: 39,192 - Cloudy - 81 F										
Mark Loretta, R OBP: 0.380, SLG: 0.333									3	0	1	1	0	0	0	0											
James Mouton, R OBP: 0.286, SLG: 0.350									0	1	0	0	0	0	0	0											
Tyler Houston, L OBP: 0.372, SLG: 0.526									0	0	0	0	0	0	0	0											
Geoff Jenkins, L OBP: 0.401, SLG: 0.574									4	0	1	0	0	2	0												
Richie Sexson, R OBP: 0.298, SLG: 0.418									4	1	2	1	0	1	0												
Jeremy Burnitz, L OBP: 0.385, SLG: 0.581									3	0	0	0	0	1	2												
Angel Echevarria, R OBP: 0.355, SLG: 0.568									4	0	1	1	0	0	1												
José Hernández, R OBP: 0.311, SLG: 0.447									4	0	0	0	0	2	2												
Ronnie Belliard, R OBP: 0.339, SLG: 0.374									2	1	0	0	1	0	0												
Henry Blanco, R OBP: 0.287, SLG: 0.294									2	0	1	1	1	0	0												
Inning Stats	R: 1 E: 0 K: 2 S: 15	H: 2 LOB: 1 BB: 0 P: 25	R: 1 E: 0 K: 1 S: 8	H: 1 LOB: 1 BB: 1 P: 17	R: 0 E: 0 K: 2 S: 9	H: 0 LOB: 0 BB: 0 P: 11	R: 0 E: 0 K: 1 S: 9	H: 0 LOB: 0 BB: 0 P: 13	R: 0 E: 0 K: 0 S: 4	H: 0 LOB: 1 BB: 1 P: 12	R: 0 E: 0 K: 1 S: 9	H: 0 LOB: 0 BB: 0 P: 14	R: 0 E: 0 K: 1 S: 6	H: 0 LOB: 0 BB: 0 P: 10	R: 2 E: 0 K: 0 S: 16	H: 4 LOB: 2 BB: 0 P: 24	1B: 5 2B: 2 3B: 0 HR: 0	SF: 1 SAC: 0 DP: 1 HBP: 1	WP: 0 PB: 0 CS: 3	PA: 34							
PITCHER	IP	WLS	BF	H	R	ER	SO	BB	IBB	HBP	BLK	WP	HR	S	P	ERA	WHIP										
CC Sabathia, L ERA: 4.86	7.0		25	3	2	2	7	2	0	1	0	0	0	61	101	2.57	0.714										
Paul Shuey, R ERA: 2.5	1.2	L	8	4	2	2	1	0	0	0	0	0	0	19	29	10.80	2.400										
Steve Reed, R ERA: 4.13	0.1		1	0	0	0	0	0	0	0	0	0	0	3	5	0.00	0.000										

Batter	1	2	3	4	5	6	7	8	9	AB	R	H	RBI	BB	SO	LOB	BOTTOM										
Kenny Lofton, L OBP: 0.325, SLG: 0.275										4	1	2	0	1	0	1	Milwaukee Brewers @ Cleveland Indians Jacobs Field, Cleveland, OH Tue Jun 12 2001, 7:05 PM EDT Att: 39,192 - Cloudy - 81 F										
Omar Vizquel, S OBP: 0.348, SLG: 0.335										4	0	1	0	1	0	3											
Roberto Alomar, S OBP: 0.410, SLG: 0.533										4	0	2	0	1	1	2											
Juan Gonzalez, R OBP: 0.386, SLG: 0.622										3	0	0	1	0	0	1											
Ellis Burks, R OBP: 0.364, SLG: 0.602										4	0	1	0	0	0	2											
Jim Thome, L OBP: 0.405, SLG: 0.624										2	1	1	1	2	0	0											
Marty Cordova, R OBP: 0.366, SLG: 0.554									4	0	0	0	0	0	6												
Travis Fryman, R OBP: 0.514, SLG: 0.429										4	0	1	0	0	0	3											
Eddie Taubensee, L OBP: 0.297, SLG: 0.400									4	0	1	0	0	1	1												
Inning Stats	R: 1 E: 0 K: 0 S: 9	H: 1 LOB: 3 BB: 3 P: 26	R: 0 E: 0 K: 2 S: 15	H: 1 LOB: 2 BB: 1 P: 23	R: 1 E: 0 K: 0 S: 7	H: 1 LOB: 0 BB: 0 P: 11	R: 0 E: 0 K: 0 S: 10	H: 2 LOB: 1 BB: 0 P: 12	R: 0 E: 0 K: 0 S: 13	H: 2 LOB: 3 BB: 1 P: 22	R: 0 E: 0 K: 0 S: 6	H: 0 LOB: 0 BB: 0 P: 10	R: 0 E: 0 K: 0 S: 7	H: 0 LOB: 0 BB: 0 P: 11	R: 0 E: 0 K: 0 S: 6	H: 0 LOB: 0 BB: 0 P: 9	R: 0 E: 0 K: 0 S: 6	H: 0 LOB: 0 BB: 0 P: 9	1B: 7 2B: 2 3B: 0 HR: 1	SF: 1 SAC: 0 DP: 1 HBP: 0	WP: 0 PB: 0 CS: 0	PA: 39					
PITCHER	IP	WLS	BF	H	R	ER	SO	BB	IBB	HBP	BLK	WP	HR	S	P	ERA	WHIP										
Jimmy Haynes, R ERA: 4.5	7.0		33	9	2	2	2	4	1	0	0	0	0	67	115	2.57	1.857										
Chad Fox, R ERA: 1.44	1.0	W	3	0	0	0	0	0	0	0	0	0	0	6	9	0.00	0.000										
Curt Leskanic, R ERA: 4.33	1.0	S	3	0	0	0	0	0	0	0	0	0	0	6	9	0.00	0.000										

AB	30
R	4
H	7
RBI	4
BB	2
SO	8
LOB	6



Batter	1	2	3	4	5	6	7	8	9	10	AB	R	H	RBI	BB	SO	LOB	TOP									
Devon White, S OBP: 0.370, SLG: 0.512 (1, 8)	G3		FC6-4 1B		4-2 BB		G6-3		FC6-4 IBB		3	0	1	0	2	0	1	Milwaukee Brewers @ Cleveland Indians Jacobs Field, Cleveland, OH Wed Jun 13 2001, 7:05 PM EDT Att. 35,679 - Sunny - 80 F									
Mark Loretta, R OBP: 0.341, SLG: 0.313 (1, 10)	G6-3		FC6-4		F2		K		FC6-4		5	0	0	0	0	1	6										
Geoff Jenkins, L OBP: 0.396, SLG: 0.561 (1, 7)	F7		K				F7		BB		4	0	0	0	1	2	2										
Jeremy Burnitz, L OBP: 0.385, SLG: 0.577 (1, 9)	F7				1-0 1B		FC1-4 1B		K		5	0	2	0	0	1	1										
Richie Sexson, R OBP: 0.291, SLG: 0.409 (1, 3)	K		G5-3		0-1 1-2		FC1-4 HR		K		5	1	0	0	0	2	3										
Tyler Houston, L OBP: 0.375, SLG: 0.541 (1, 5)			BB		4-2 K		HR		F8		3	1	1	2	1	1	2										
José Hernández, R OBP: 0.310, SLG: 0.443 (1, 6)	F8				2-2 F9		K				4	0	1	0	0	1	2										
Luis Lopez, S OBP: 0.288, SLG: 0.308 (1, 4)			FC6-4 1B		1-0 1B		G4-3		SH1-4 1B		3	0	2	0	0	0	0										
Henny Blanco, R OBP: 0.281, SLG: 0.287 (1, 2)	F9				1-1 F9		K		SH1-4		3	0	0	0	0	2	2										
Inning Stats	R: 0 E: 0 K: 0 S: 5	H: 0 LOB: 0 BB: 0 P: 8	R: 0 E: 0 K: 12 S: 12	H: 0 LOB: 1 BB: 1 P: 22	R: 0 E: 0 K: 1 S: 11	H: 2 LOB: 2 BB: 0 P: 20	R: 0 E: 0 K: 1 S: 9	H: 1 LOB: 1 BB: 0 P: 12	R: 0 E: 0 K: 1 S: 10	H: 0 LOB: 1 BB: 1 P: 17	R: 2 E: 0 K: 1 S: 11	H: 2 LOB: 0 BB: 0 P: 18	R: 0 E: 0 K: 1 S: 11	H: 1 LOB: 1 BB: 1 P: 16	R: 0 E: 0 K: 2 S: 14	H: 0 LOB: 1 BB: 1 P: 22	R: 0 E: 0 K: 1 S: 8		H: 1 LOB: 2 BB: 0 P: 15	R: 0 E: 0 K: 1 S: 8	H: 0 LOB: 0 BB: 0 P: 12	1B: 6 2B: 0 3B: 0 HR: 1	SF: 0 SAC: 2 DP: 0 HBP: 0	WP: 0 PB: 0 SB: 0 CS: 0	PA: 41		
PITCHER	IP	WLS	BF	H	R	ER	SO	BB	IBB	HBP	BLK	WP	HR	S	P	ERA	WHIP										
Bartolo Colon, R ERA: 4.2 (1, 1)	7.0		30	6	2	2	6	3	0	0	0	0	0	5	8	0.00	1.286										
Ricardo Rincon, L ERA: 3.24 (8, 1)	0.1		1	0	0	0	1	0	0	0	0	0	0	5	8	0.00	0.000										
Steve Karsay, R ERA: 0.97 (8, 1)	1.2		7	1	0	0	2	0	1	0	0	0	0	14	22	0.00	0.600										
Rich Rodriguez, L ERA: 3.52 (10, 1)	0.2		2	0	0	0	1	0	0	0	0	0	0	6	10	0.00	0.000										
Bob Wickman, R ERA: 2.39 (10, 1)	0.1	W	1	0	0	0	0	0	0	0	0	0	0	2	2	0.00	0.000										
Batter	1	2	3	4	5	6	7	8	9	10	AB	R	H	RBI	BB	SO	LOB	BOTTOM									
Kenny Lofton, L OBP: 0.328, SLG: 0.275 (1, 8)	G4-3 1B BB	K		1-3 2-3 1B			F8		G2-3		4	1	1	0	1	1	2	Milwaukee Brewers @ Cleveland Indians Jacobs Field, Cleveland, OH Wed Jun 13 2001, 7:05 PM EDT Att. 35,679 - Sunny - 80 F									
Omar Vizquel, S OBP: 0.346, SLG: 0.329 (1, 6)	P6		S BB G6-3 BB	G6-3			G3-1		P4		4	1	0	0	1	0	4										
Roberto Alomar, S OBP: 0.414, SLG: 0.530 (1, 4)	1B G4-3 1B		G6-3 S BB	G6-4-3 BB			F7		K2-3		3	0	1	0	2	1	0										
Juan Gonzalez, R OBP: 0.383, SLG: 0.611 (1, 9)	G4-3		K	G6-4-3			G6-3		HR BB		4	1	0	0	1	1	5										
Ellis Burks, R OBP: 0.370, SLG: 0.600 (1, 10)	1B		G6-3	F3			BB		HR 1B		4	1	2	2	1	0	1										
Jim Thome, L OBP: 0.405, SLG: 0.632 (1, 3)	K		K				BB		FC5-4 BB		4	1	1	3	1	3	3										
Travis Fryman, R OBP: 0.512, SLG: 0.438 (1, 5)			1B FC9-2 1B	1B BB 1B			K		FC5-4		4	0	2	0	0	1	2										
Russell Branyan, L OBP: 0.330, SLG: 0.537 (1, 7)			FC9-2 1B	1B BB 1B			K		K		3	0	1	0	1	2	0										
Jolbert Cabrera, R OBP: 0.364, SLG: 0.389 (10, 7)			1B	1B BB			K		K		0	0	0	0	0	0	0										
Einar Diaz, R OBP: 0.361, SLG: 0.445 (1, 2)			FC9-2	B3			G6-3		G2-3 1B		4	0	1	0	0	0	4										
Inning Stats	R: 1 E: 0 K: 1 S: 16	H: 2 LOB: 2 BB: 1 P: 28	R: 0 E: 0 K: 8 S: 8	H: 2 LOB: 1 BB: 0 P: 11	R: 1 E: 0 K: 2 S: 11	H: 0 LOB: 1 BB: 2 P: 27	R: 0 E: 0 K: 0 S: 4	H: 0 LOB: 0 BB: 0 P: 9	R: 0 E: 0 K: 3 S: 11	H: 0 LOB: 0 BB: 0 P: 17	R: 0 E: 0 K: 0 S: 8	H: 0 LOB: 0 BB: 0 P: 15	R: 0 E: 0 K: 0 S: 9	H: 0 LOB: 2 BB: 2 P: 19	R: 0 E: 0 K: 1 S: 11	H: 1 LOB: 1 BB: 1 P: 15	R: 3 E: 0 K: 1 S: 11	H: 2 LOB: 0 BB: 1 P: 21	1B: 8 2B: 1 3B: 0 HR: 1	SF: 0 SAC: 0 DP: 2 HBP: 0	WP: 0 PB: 0 SB: 2 CS: 0	PA: 42					
PITCHER	IP	WLS	BF	H	R	ER	SO	BB	IBB	HBP	BLK	WP	HR	S	P	ERA	WHIP										
Allen Levrault, R ERA: 3.86 (6, 1)	5.0		23	6	2	2	4	5	0	0	0	0	0	50	95	3.60	2.200										
Mike DeJean, R ERA: 1.67 (8, 1)	2.0		6	0	0	0	3	0	0	0	0	0	0	19	32	0.00	0.000										
David Weathers, R ERA: 2.1 (10, 1)	2.0		9	1	0	0	1	2	0	0	0	0	0	20	34	0.00	1.500										
Chad Fox, R ERA: 2.13 (10, 1)	0.1	L	3	1	2	2	1	1	0	0	0	0	0	9	16	54.00	6.000										
Ray King, L ERA: 3.39 (10, 1)	0.0		1	1	1	1	0	0	0	0	0	0	1	2	5	∞	∞										

AB	35
R	2
H	7
RBI	2
BB	4
SO	10
LOB	19

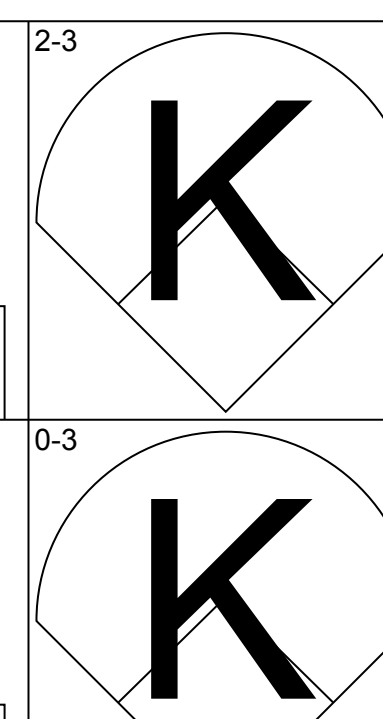
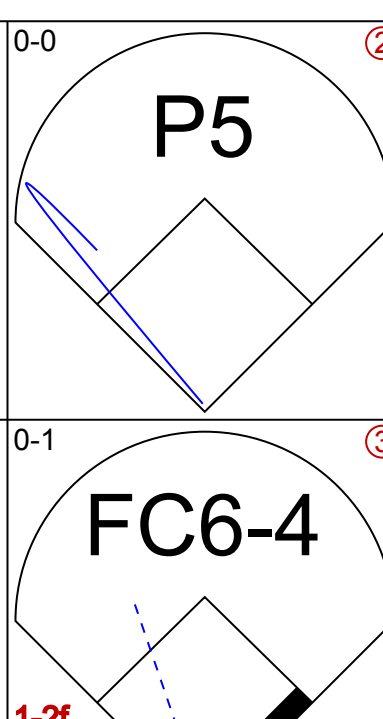
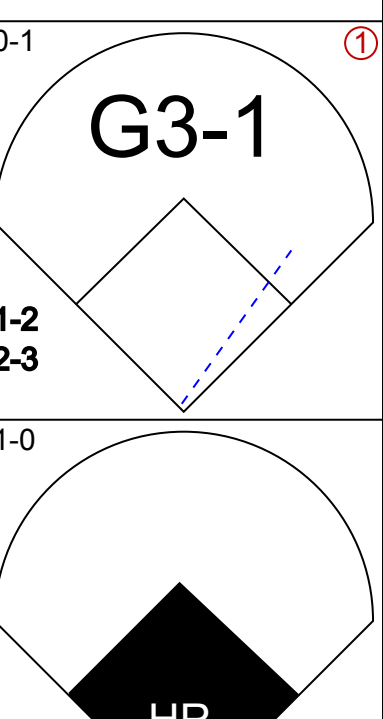
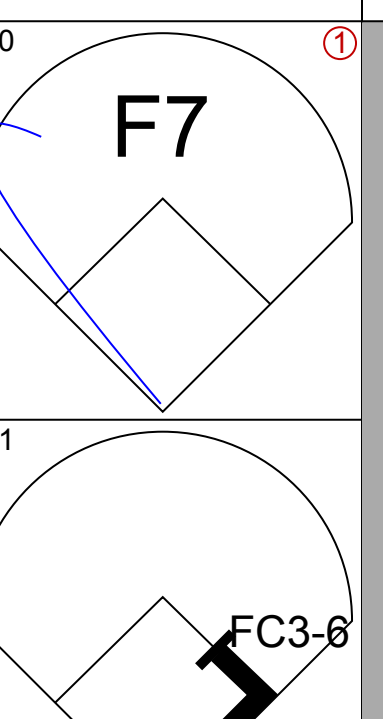
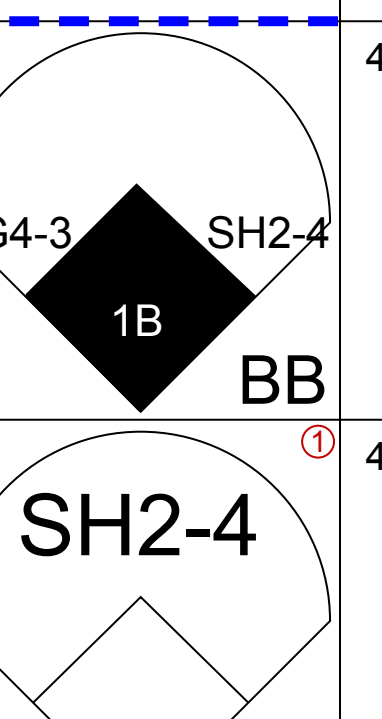
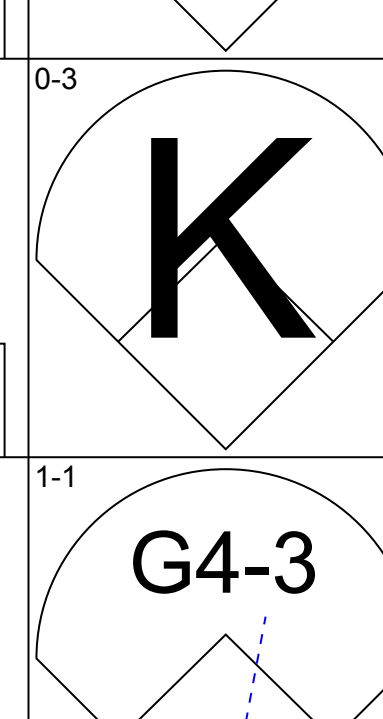
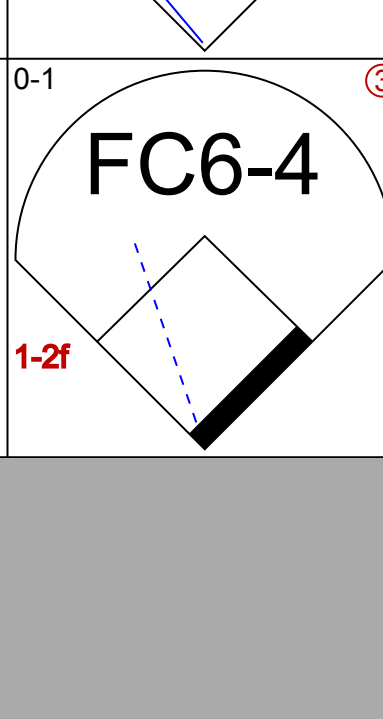
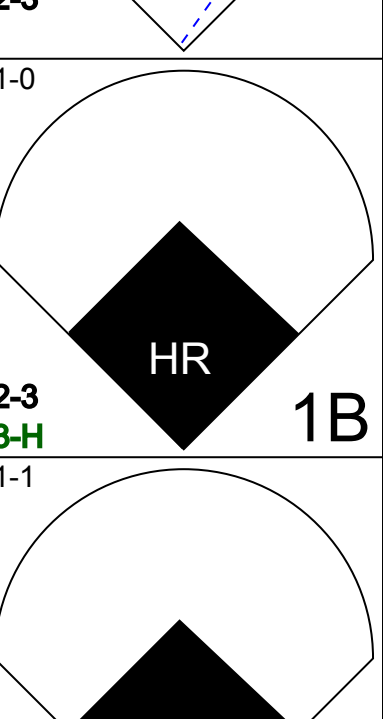
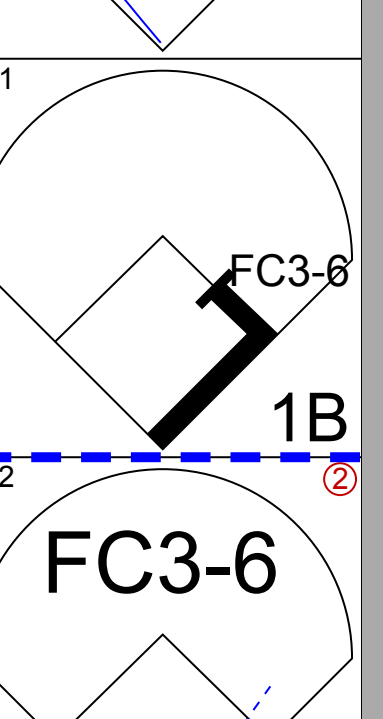
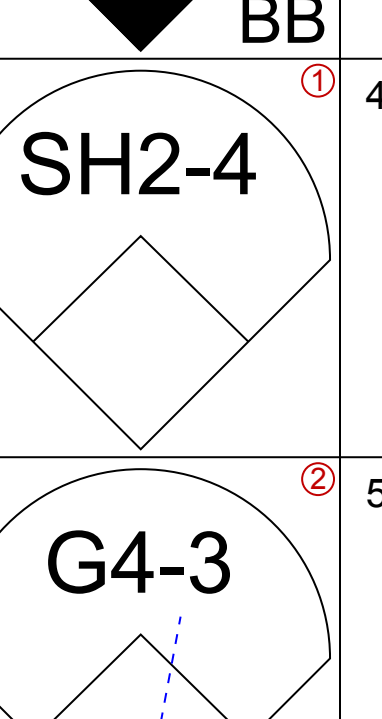
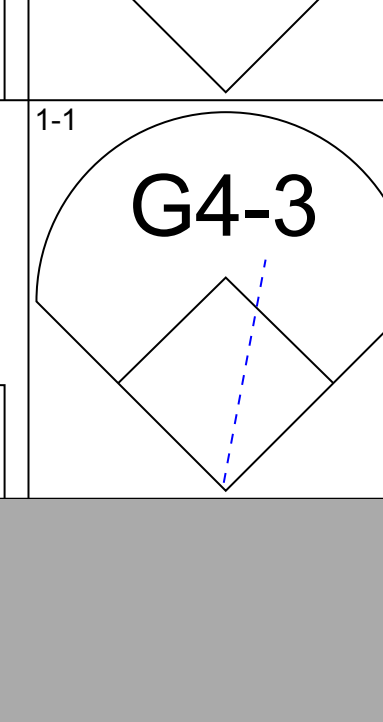
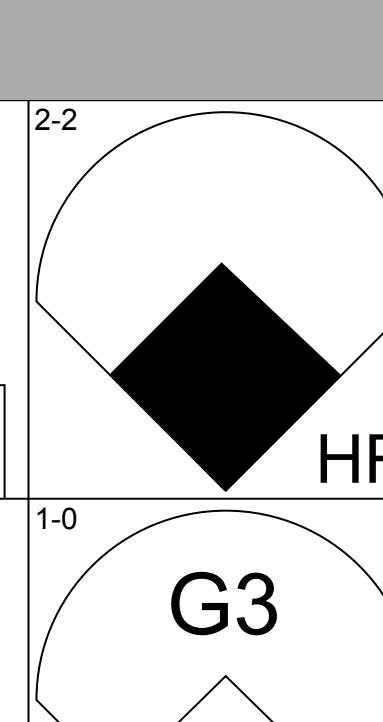
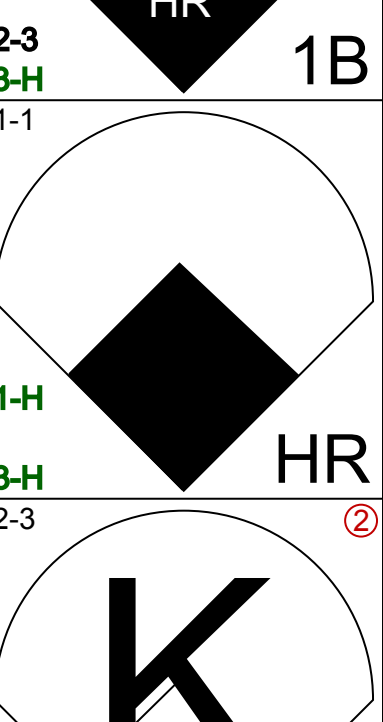
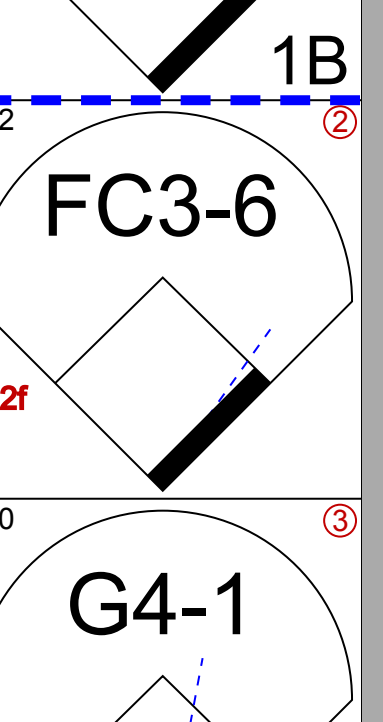
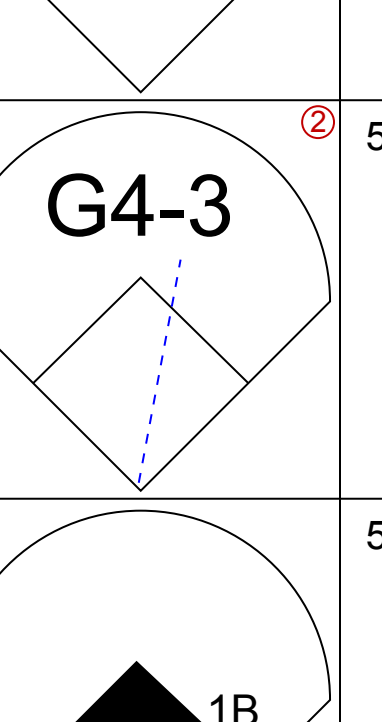
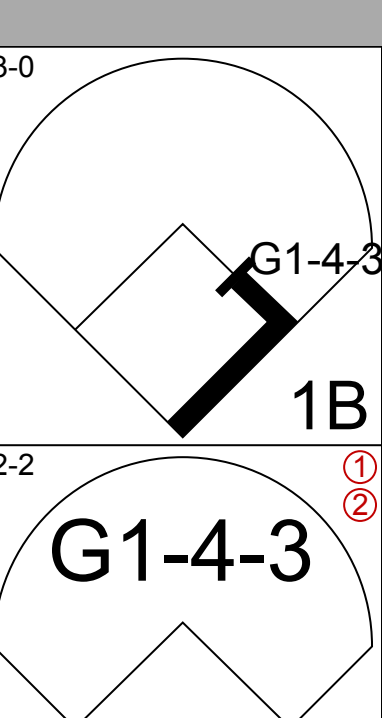
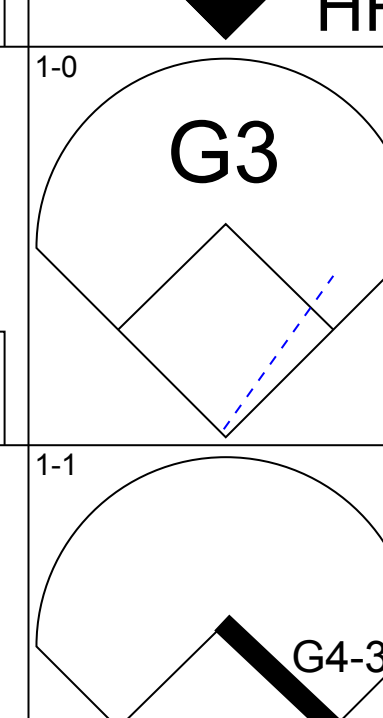
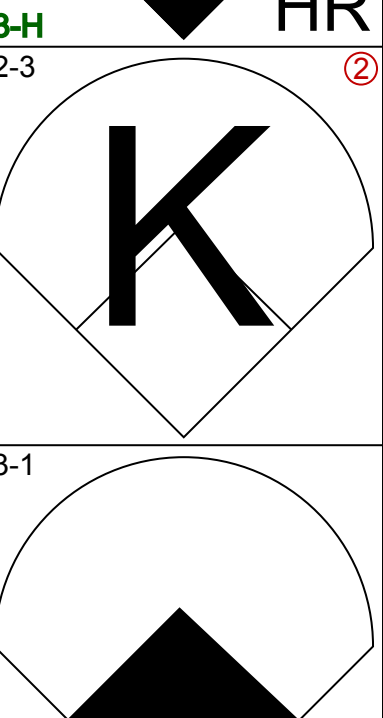
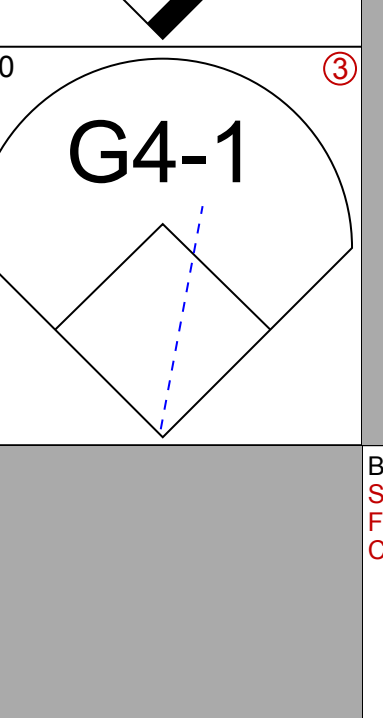
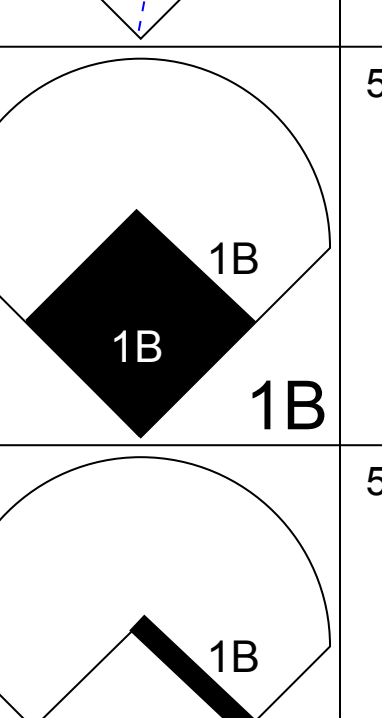

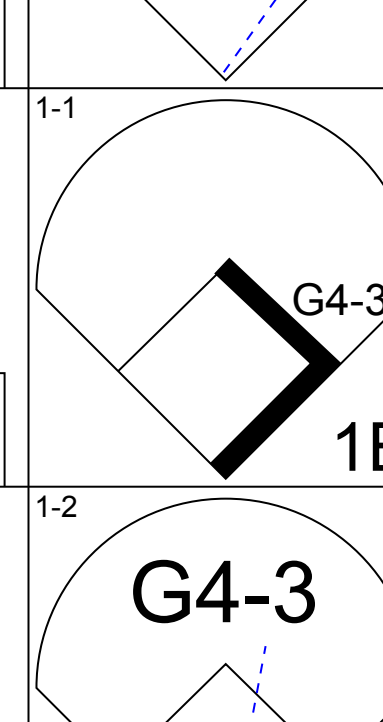
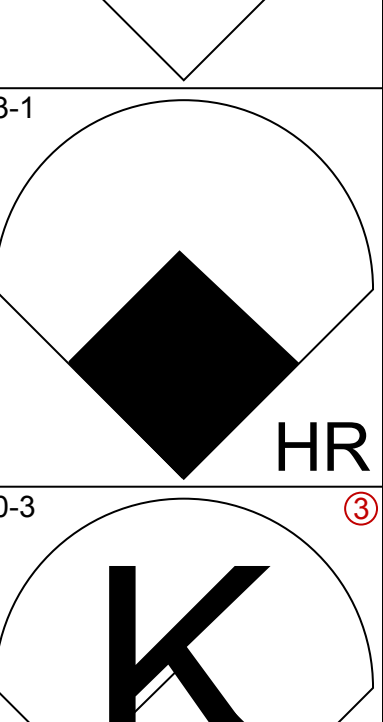
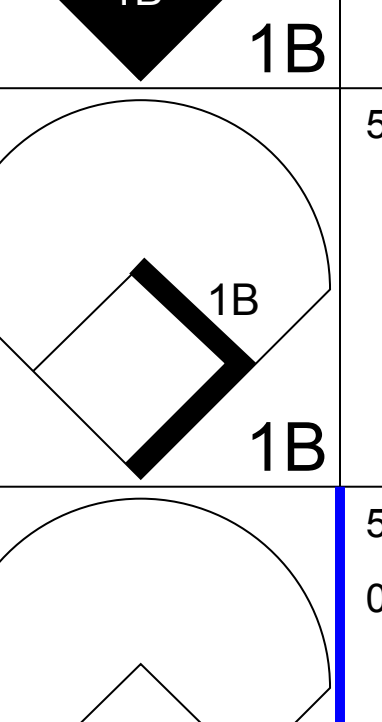

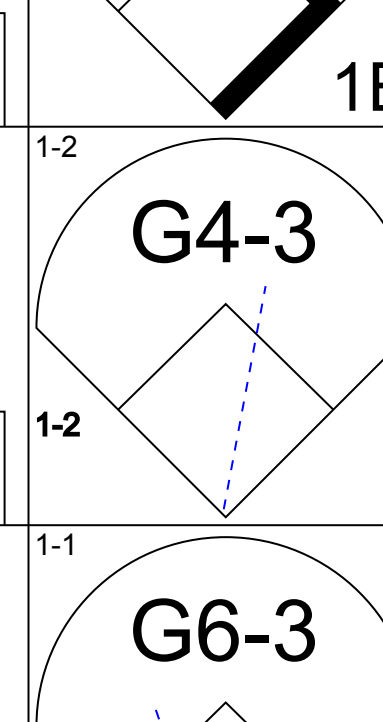
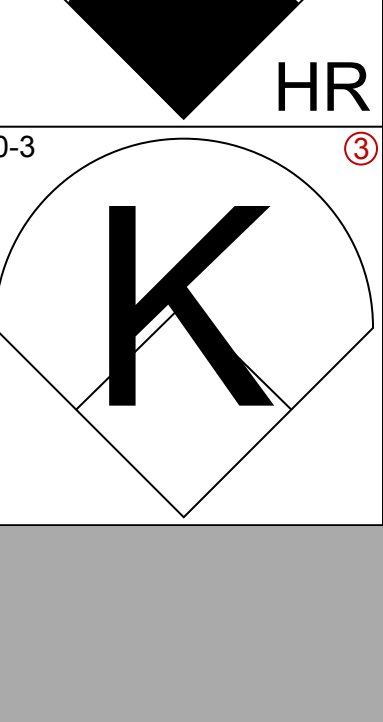
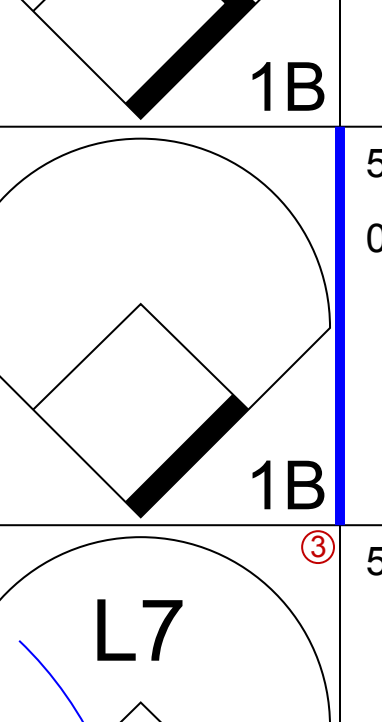
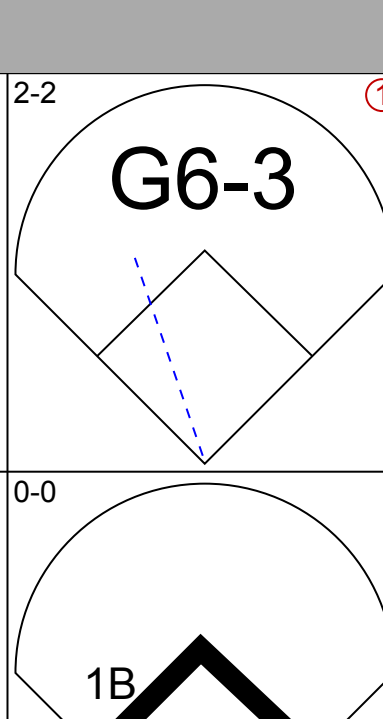
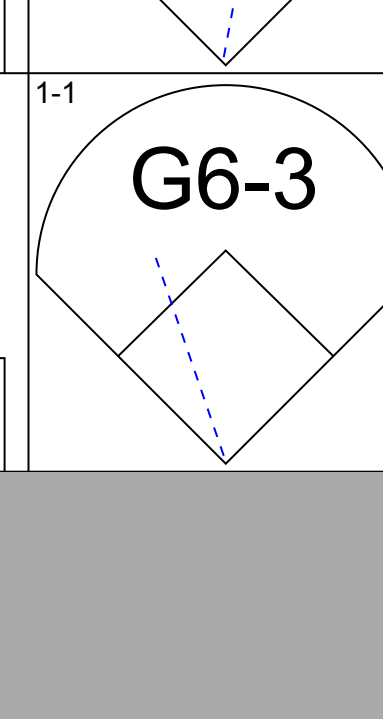

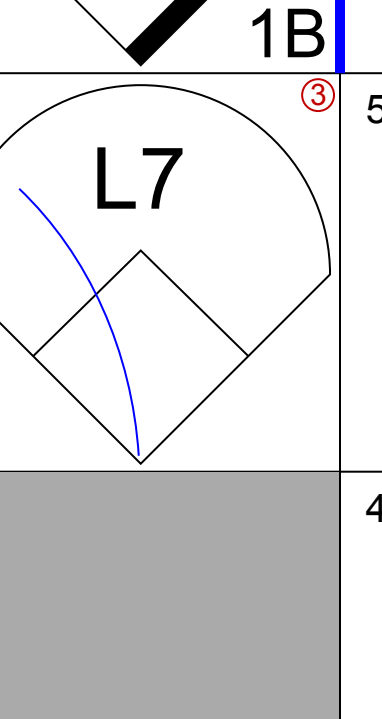
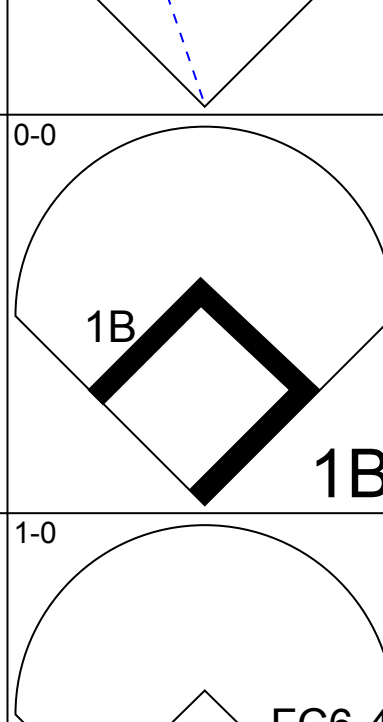
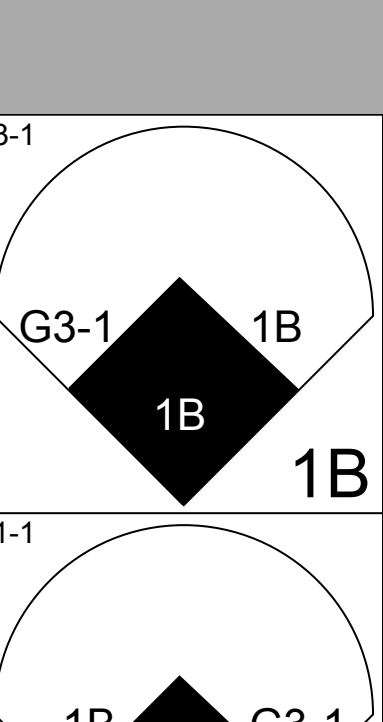
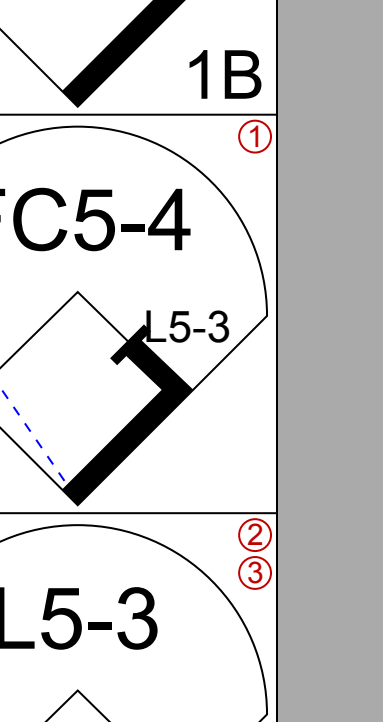
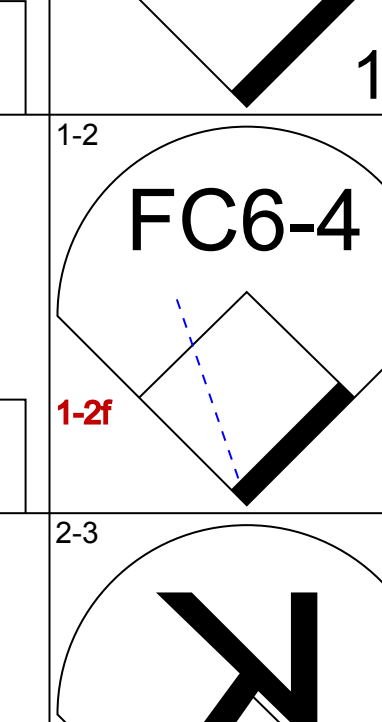
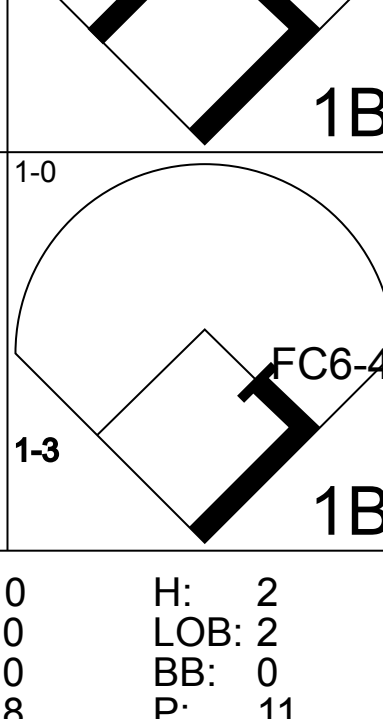
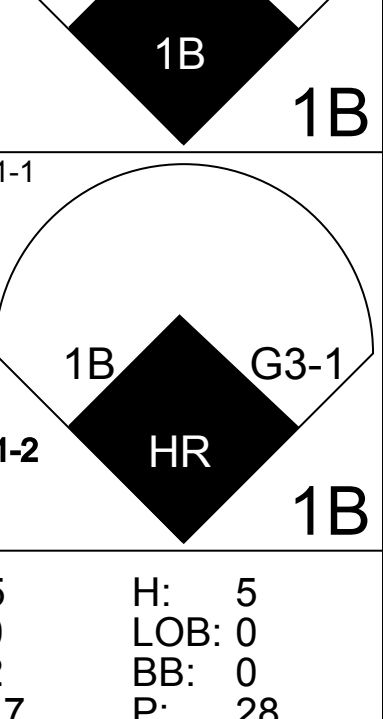
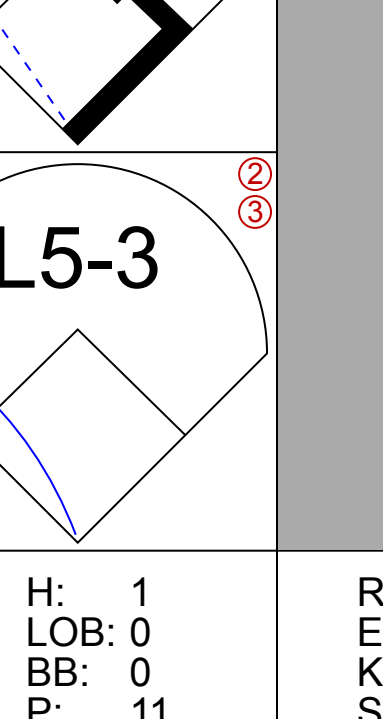
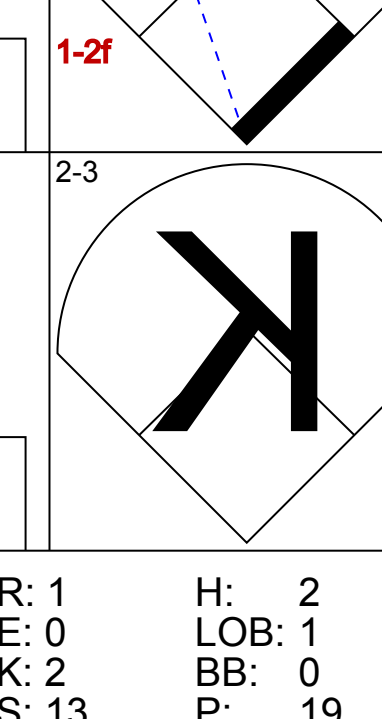


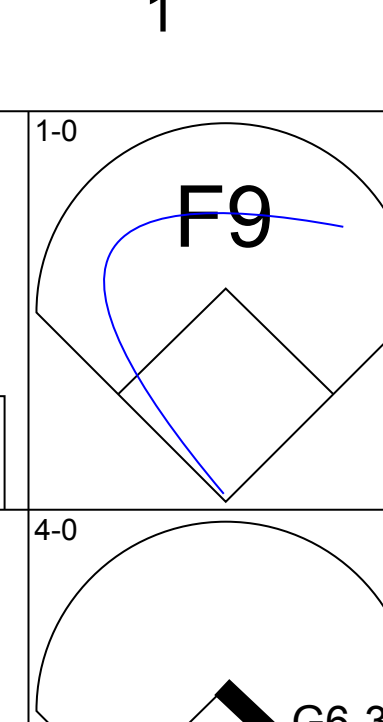
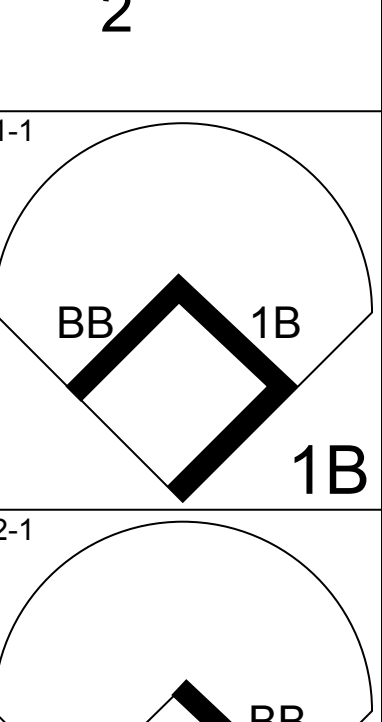
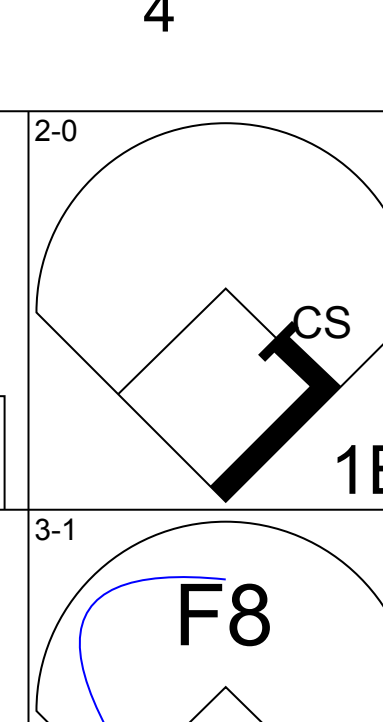
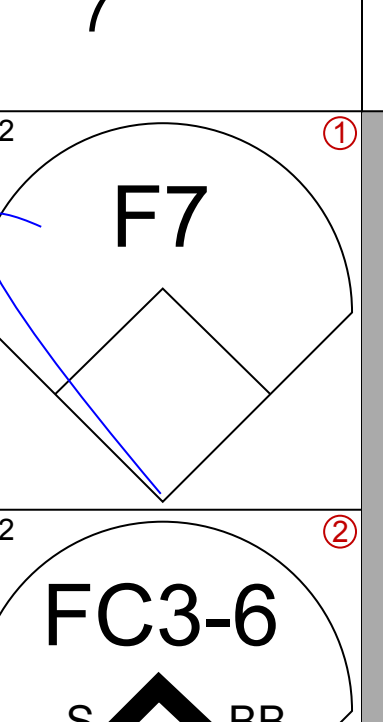
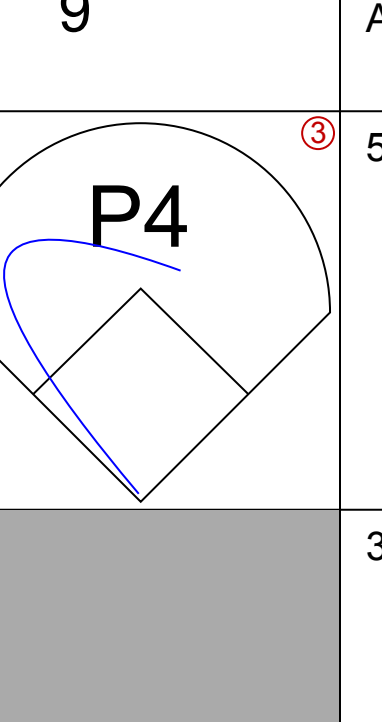
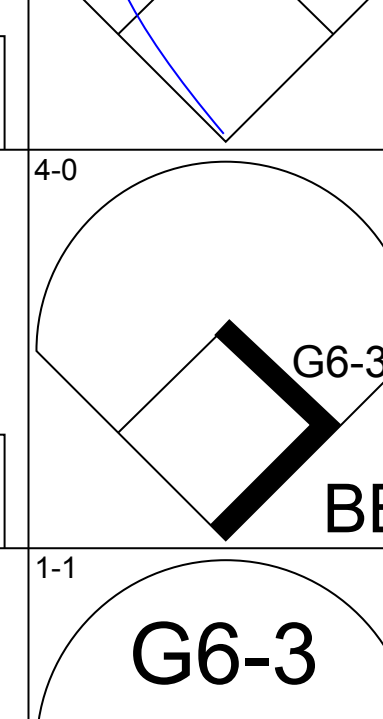
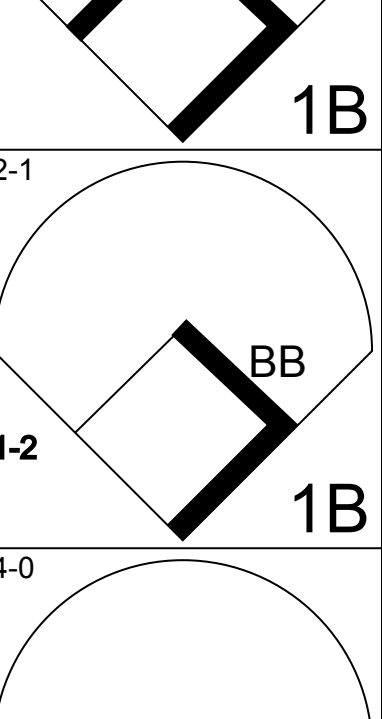
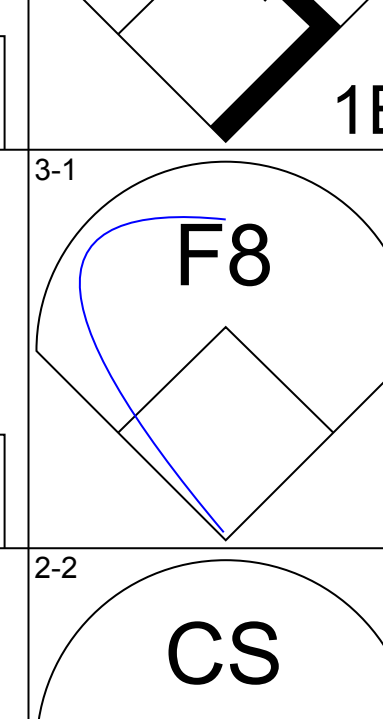
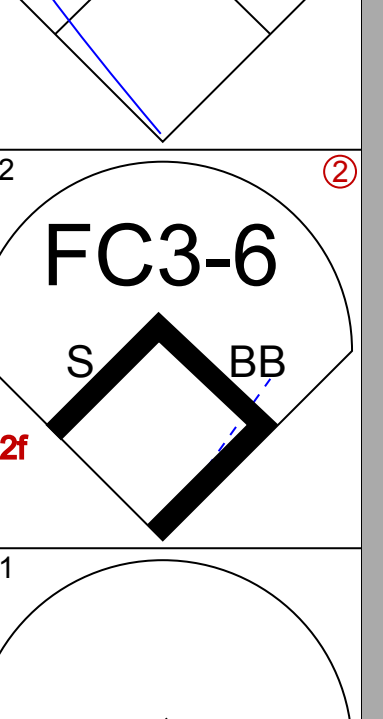
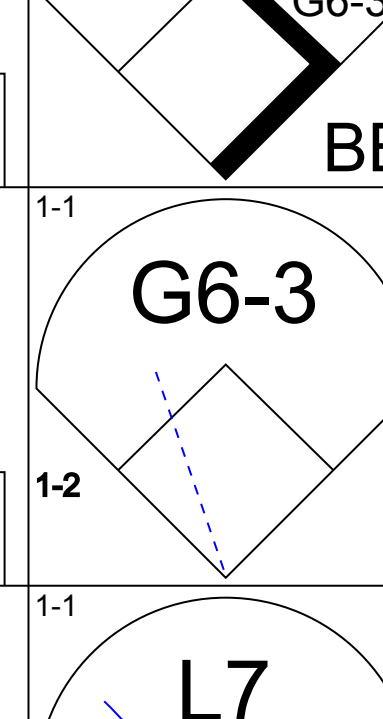
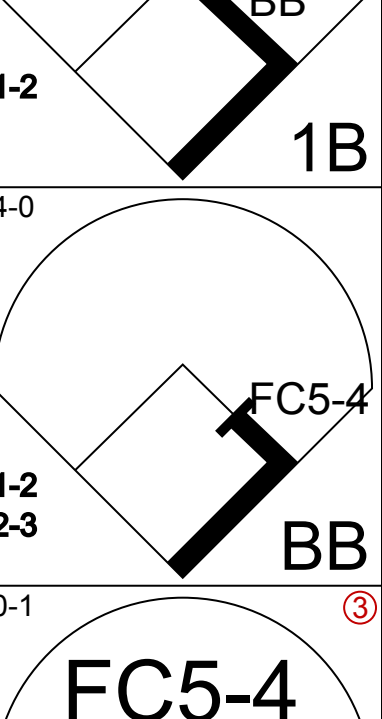
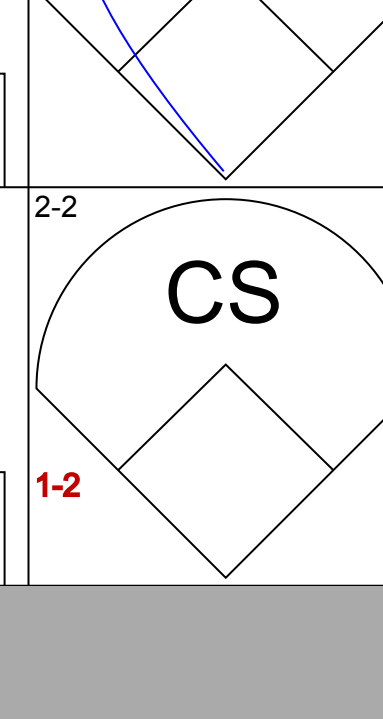
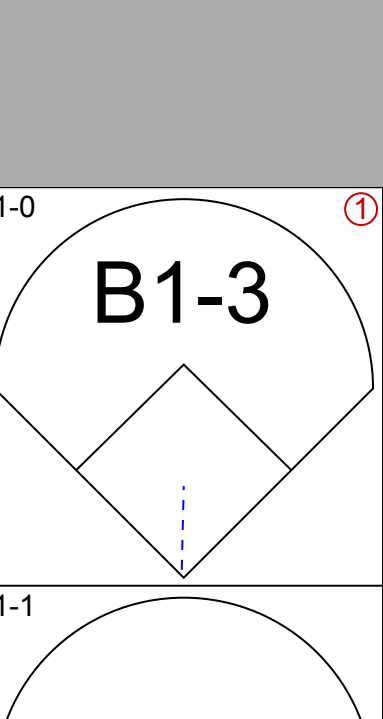
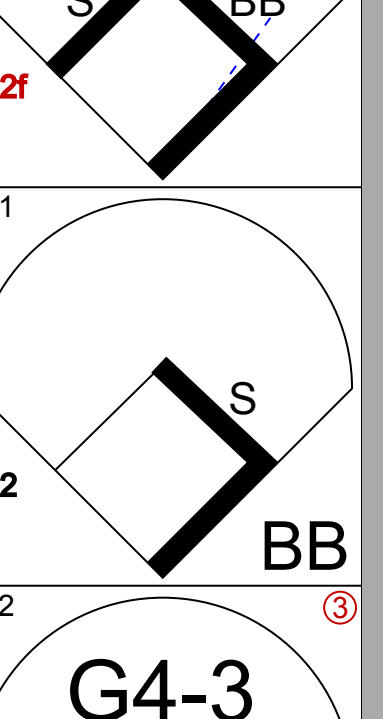
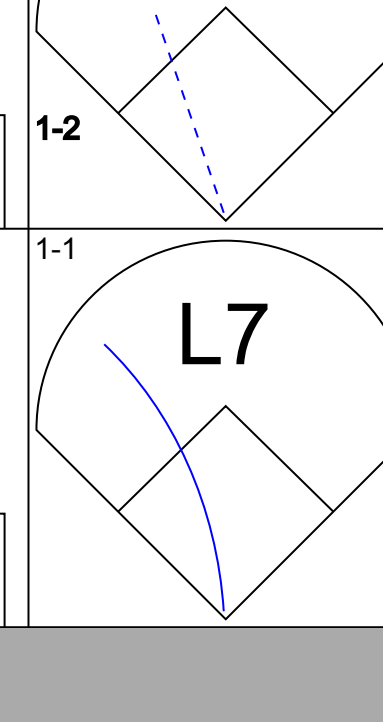
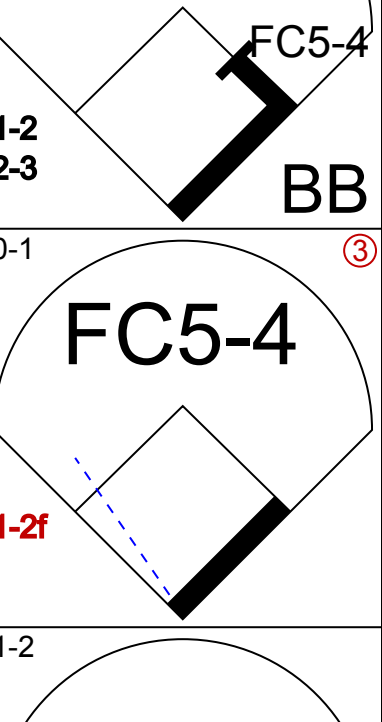
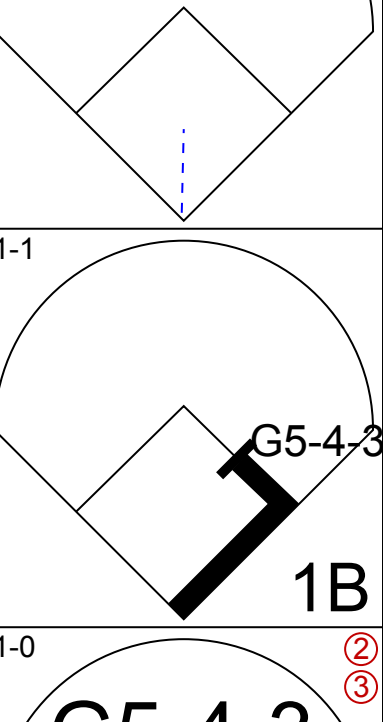
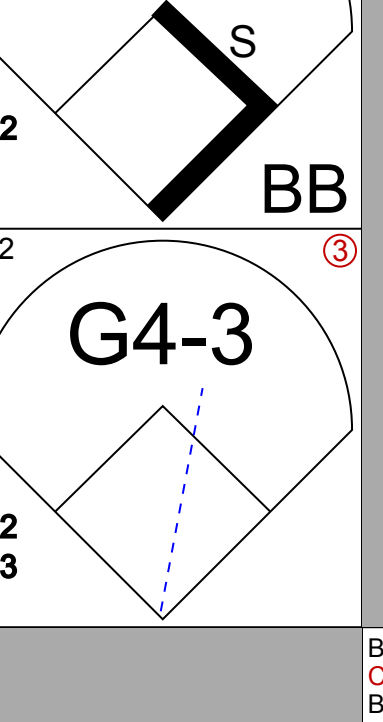
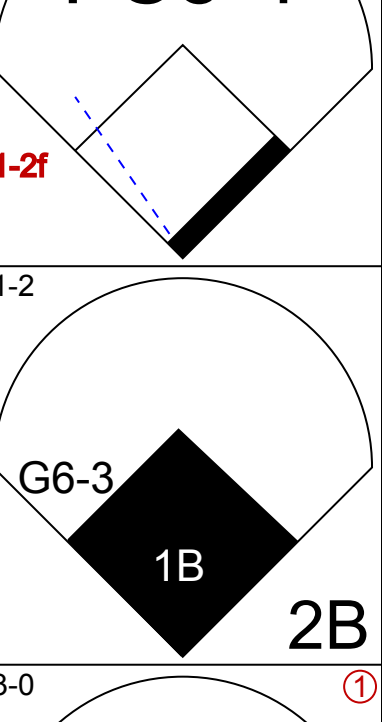
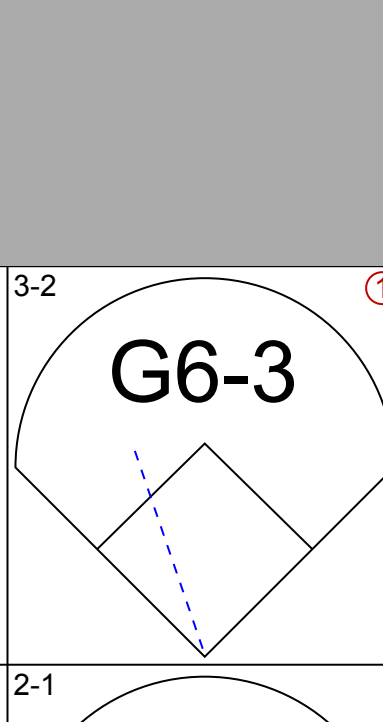
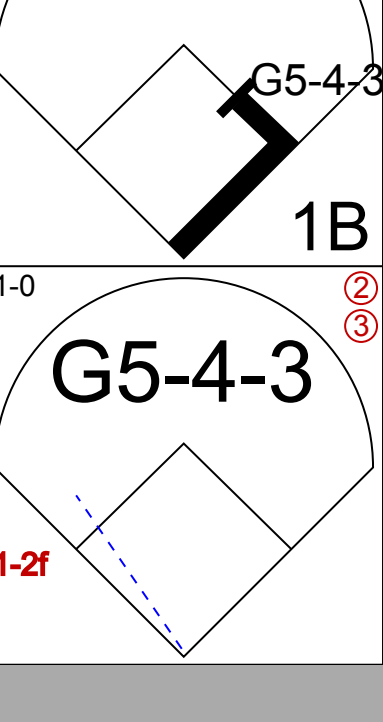
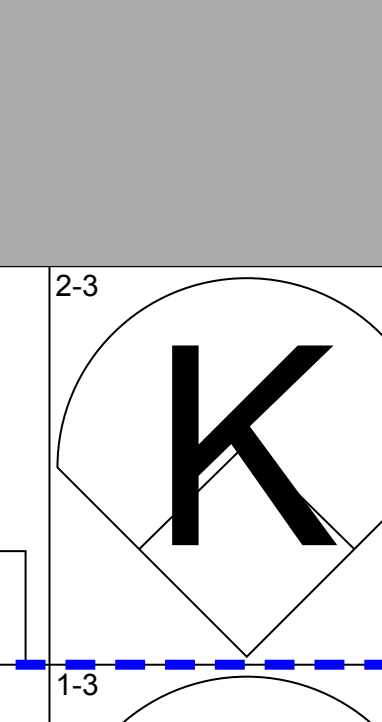
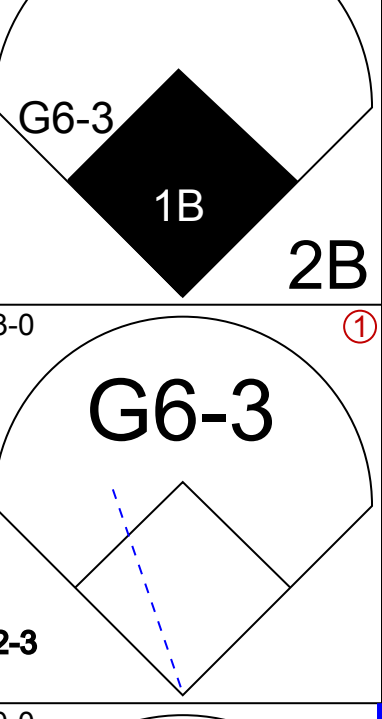
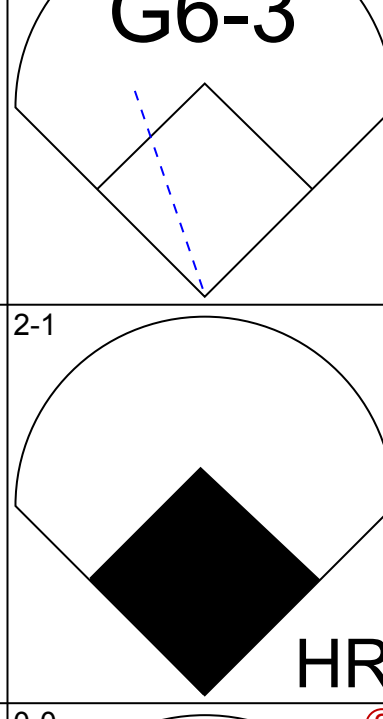
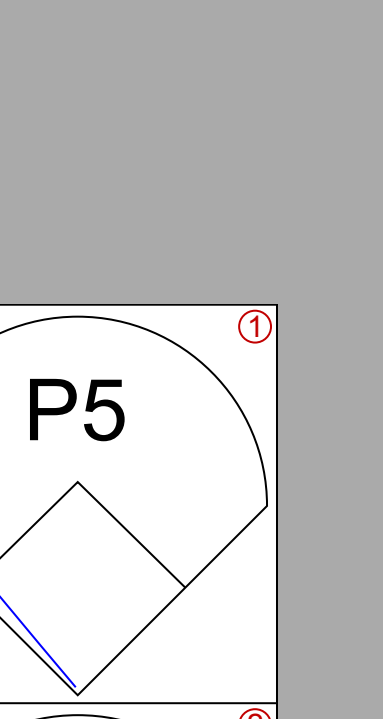
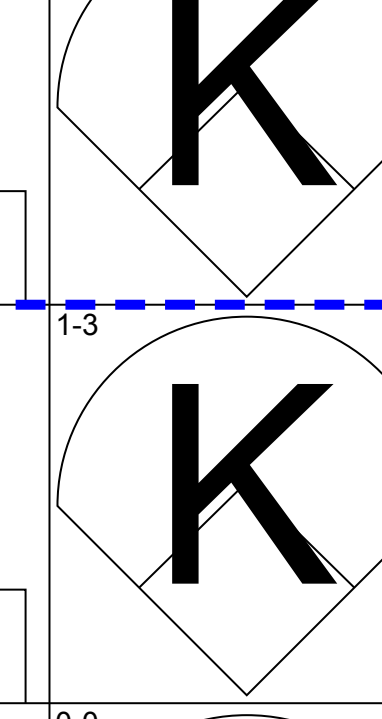
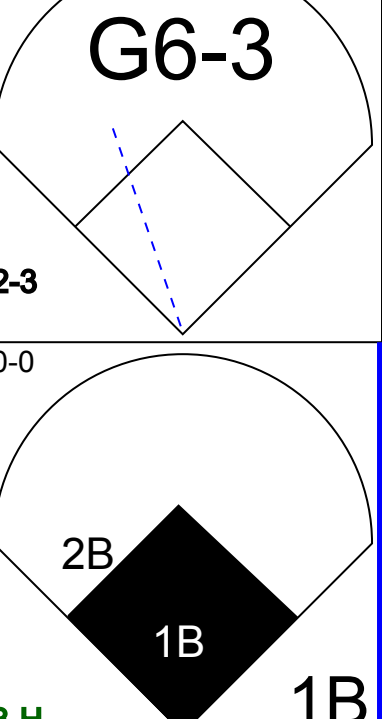
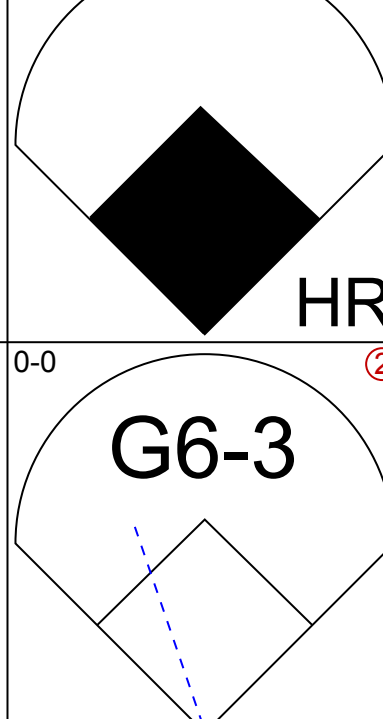
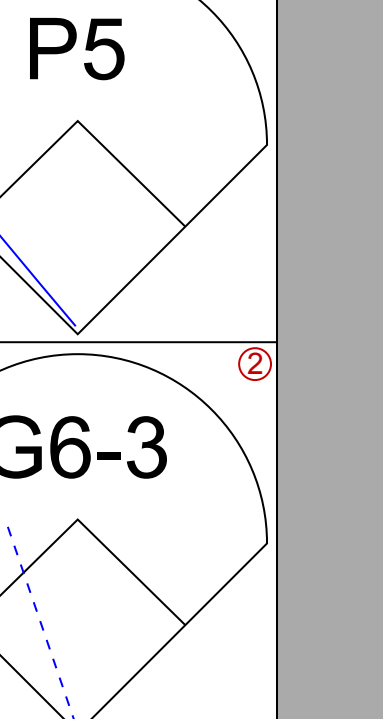
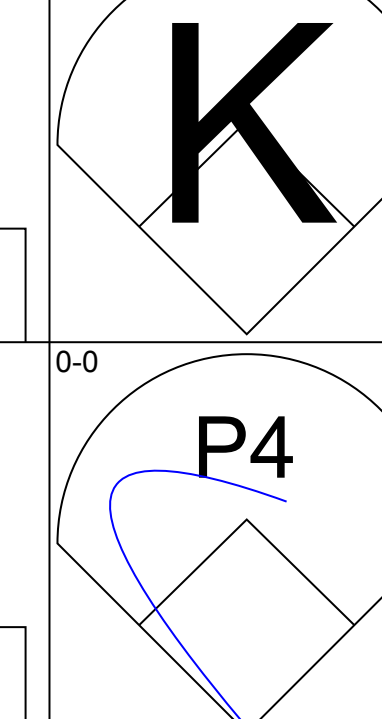
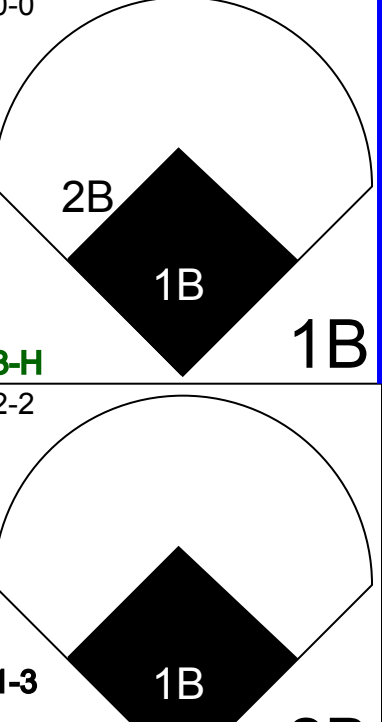
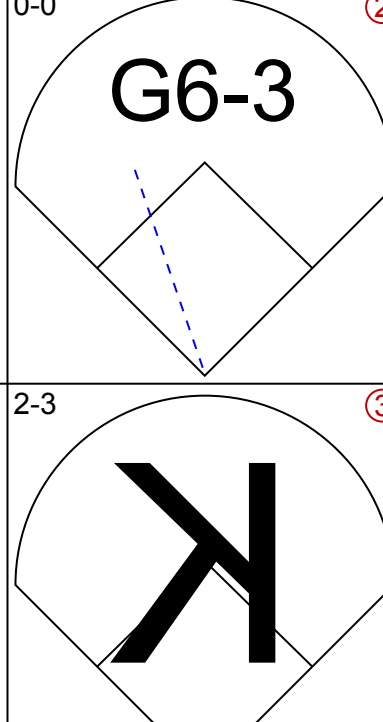
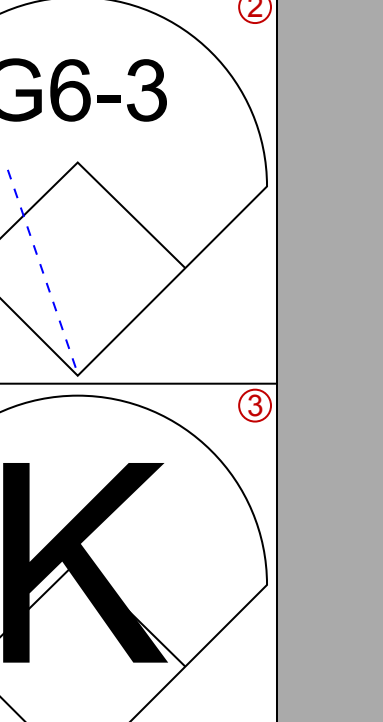
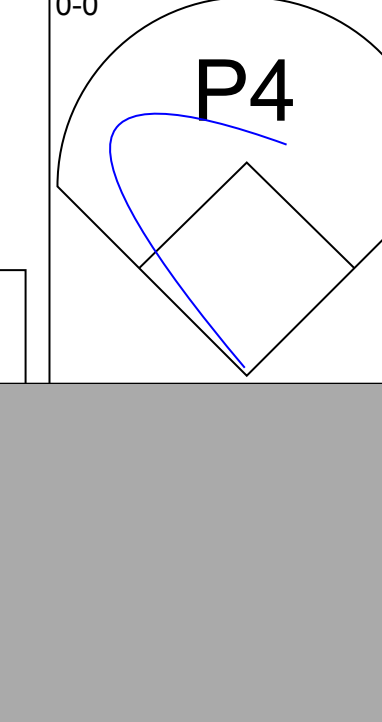
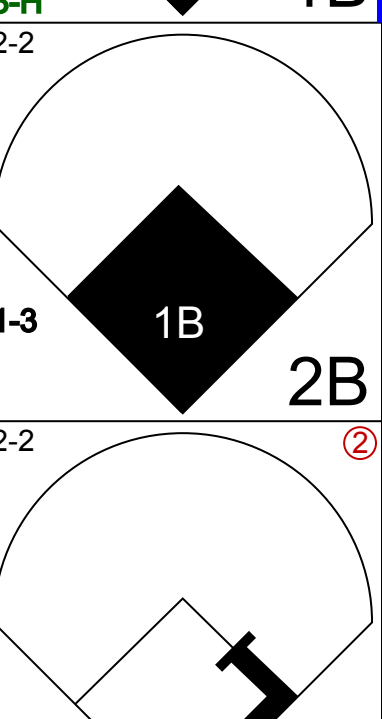
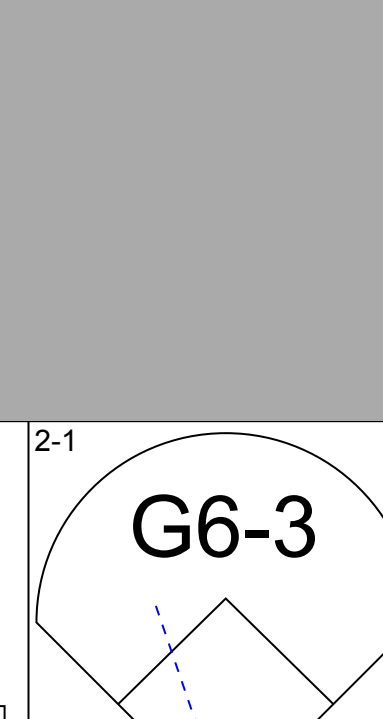
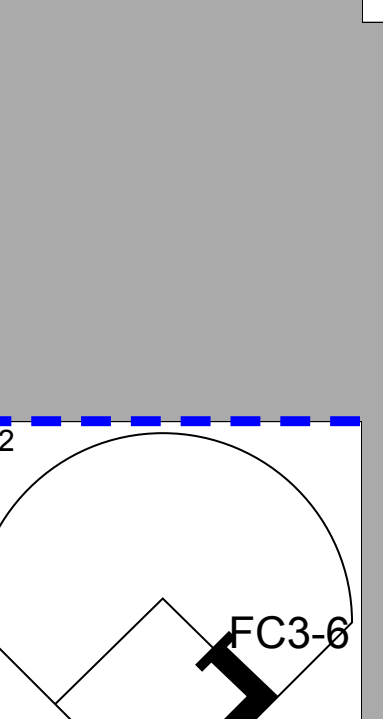

WP	0	PA	41
PB	0	CS	0

AB	34
R	5
H	9
RBI	5
BB	8
SO	9
LOB	21



WP	0	PA	42
PB	0	CS	0

Batter	1	2	3	4	5	6	7	8	9	AB	R	H	RBI	BB	SO	LOB	TOP					
Devon White, S (1, 8) OBP: 0.364, SLG: 0.496										4	1	0	0	1	1	4	Milwaukee Brewers @ Cleveland Indians Jacobs Field, Cleveland, OH Thu Jun 14 2001, 7:05 PM EDT Att: 41,610 - Cloudy - 86 F					
Mark Loretta, R (1, 10) OBP: 0.347, SLG: 0.322										4	1	2	1	0	1	2						
Geoff Jenkins, L (1, 7) OBP: 0.396, SLG: 0.590										5	2	2	4	0	0	2						
Jeremy Burnitz, L (1, 9) OBP: 0.385, SLG: 0.573										5	1	2	1	0	1	1						
Richie Sexson, R (1, 3) OBP: 0.298, SLG: 0.426										5	1	3	1	0	1	1						
Tyler Houston, L (1, 5) OBP: 0.376, SLG: 0.556 Luis Lopez, S (9, PR) OBP: 0.268, SLG: 0.308										5	1	2	2	0	1	1						
José Hernández, R (1, 6) OBP: 0.312, SLG: 0.442										5	0	2	0	0	0	3						
Ronnie Belliard, R (1, 4) OBP: 0.342, SLG: 0.376										4	1	2	0	0	0	2						
Henry Blanco, R (1, 2) OBP: 0.287, SLG: 0.293										4	1	2	0	0	1	2						
Inning Stats	R: 0 E: 0 K: 2 S: 8	H: 0 LOB: 0 BB: 0 P: 11	R: 0 E: 0 K: 0 S: 6	H: 1 LOB: 0 BB: 0 P: 11	R: 0 E: 0 K: 0 S: 8	H: 2 LOB: 2 BB: 0 P: 11	R: 1 E: 0 K: 0 S: 12	H: 2 LOB: 1 BB: 0 P: 18	R: 5 E: 0 K: 2 S: 17	H: 5 LOB: 0 BB: 0 P: 28	R: 0 E: 0 K: 0 S: 9	H: 1 LOB: 0 BB: 0 P: 11	R: 0 E: 0 K: 0 S: 7	H: 1 LOB: 1 BB: 0 P: 13	R: 1 E: 0 K: 2 S: 13	H: 2 LOB: 1 BB: 0 P: 19	R: 2 E: 0 K: 0 S: 13	H: 3 LOB: 2 BB: 1 P: 24	1B: 13 2B: 1 3B: 0 HR: 4	SF: 0 SAC: 1 DP: 2 HBP: 0	WP: 0 PB: 0 CS: 0	PA: 43
PITCHER	IP	WLS	BF	H	R	ER	SO	BB	IBB	HBP	BLK	WP	HR	S	P	ERA	WHIP					
Charles Nagy, R (1, 1) ERA: 5.19	5.0	L	24	10	6	6	4	0	0	0	0	0	3	51	79	10.80	2.000					
Steve Woodard, R (6, 1) ERA: 3.55	1.1		5	2	0	0	0	0	0	0	0	0	0	12	17	0.00	1.500					
Ricardo Rincon, L (7, 1) ERA: 3.57	1.0		4	1	1	1	1	0	0	0	0	0	1	10	16	9.00	1.000					
Steve Reed, R (8, 1) ERA: 4.01	0.2		3	1	0	0	1	0	0	0	0	0	0	7	10	0.00	1.500					
Rich Rodriguez, L (9, 1) ERA: 4.41	1.0		7	3	2	2	0	1	0	0	0	0	0	13	24	18.00	4.000					

Batter	1	2	3	4	5	6	7	8	9	AB	R	H	RBI	BB	SO	LOB	BOTTOM				
Kenny Lofton, L (1, 8) OBP: 0.330, SLG: 0.278										5	0	2	0	0	0	1	Milwaukee Brewers @ Cleveland Indians Jacobs Field, Cleveland, OH Thu Jun 14 2001, 7:05 PM EDT Att: 41,610 - Cloudy - 86 F				
Omar Vizquel, S (1, 6) OBP: 0.348, SLG: 0.329										3	0	1	0	1	0	2					
Roberto Alomar, S (1, 4) OBP: 0.415, SLG: 0.526										2	0	0	0	2	0	1					
Juan Gonzalez, R (1, 9) OBP: 0.381, SLG: 0.605										4	0	1	0	0	0	6					
Ellis Burks, R (1, 10) OBP: 0.368, SLG: 0.598										4	1	1	0	0	1	1					
Jim Thome, L (1, 3) OBP: 0.403, SLG: 0.639										4	1	1	1	0	1	1					
Travis Fryman, R (1, 5) OBP: 0.524, SLG: 0.455 Jolbert Cabrera, R (3, PH) OBP: 0.355, SLG: 0.378										1	1	1	1	0	0	0					
Russell Branyan, L (1, 7) OBP: 0.329, SLG: 0.536										4	1	1	0	0	3	0					
Einar Diaz, R (1, 2) OBP: 0.366, SLG: 0.449 Eddie Taubensee, L (9, PH) OBP: 0.293, SLG: 0.394										3	0	2	2	0	0	0					
Inning Stats	R: 0 E: 0 K: 0 S: 5	H: 0 LOB: 1 BB: 1 P: 12	R: 3 E: 0 K: 0 S: 18	H: 6 LOB: 3 BB: 1 P: 33	R: 1 E: 0 K: 1 S: 12	H: 1 LOB: 0 BB: 0 P: 19	R: 0 E: 0 K: 0 S: 7	H: 1 LOB: 0 BB: 0 P: 16	R: 0 E: 0 K: 1 S: 6	H: 0 LOB: 0 BB: 0 P: 9	R: 0 E: 0 K: 0 S: 13	H: 1 LOB: 2 BB: 1 P: 20	R: 0 E: 0 K: 2 S: 7	H: 0 LOB: 0 BB: 0 P: 10	R: 0 E: 0 K: 1 S: 7	H: 0 LOB: 0 BB: 0 P: 11	1B: 7 2B: 2 3B: 0 HR: 1	SF: 0 SAC: 0 DP: 1 HBP: 0	WP: 0 PB: 0 CS: 1	PA: 38	
PITCHER	IP	WLS	BF	H	R	ER	SO	BB	IBB	HBP	BLK	WP	HR	S	P	ERA	WHIP				
15 Ben Sheets, R (1, 1) ERA: 3.38	6.0	W	26	9	4	4	2	2	0	0	0	0	0	16	25	6.00	1.833				
Mike DeJean, R (7, 1) ERA: 1.5	1.1	H	6	1	0	0	1	1	0	0	0	0	0	4	5	0.00	0.000				
Ray King, L (8, 1) ERA: 3.28	0.2		2	0	0	0	1	0	0	0	0	0	0	4	5	0.00	0.000				
Curt Leskanic, R (9, 1) ERA: 4.18	1.0		3	0	0	0	1	0	0	0	0	0	0	7	11	0.00	0.000				

Batter	1	2	3	4	5	6	7	8	9	AB	R	H	RBI	BB	SO	LOB	TOP										
Jolbert Cabrera, R (1, 8) OBP: 0.352, SLG: 0.368 Russell Branyan, L (9, PH) OBP: 0.327, SLG: 0.533	2-3 K2-3		2-1 HBP		0-0 FC1-4		1-0 F2		2-2 F7	3	0	0	1	0	1	1	Cleveland Indians @ Pittsburgh Pirates PNC Park, Pittsburgh, PA Fri Jun 15 2001, 7:05 PM EDT Att: 36,235 - Sunny - 93 F										
Ellis Burks, R (1, 7) OBP: 0.581, SLG: 0.587	1-3 K		3-3 K		0-0 G5-3			2-3 K		4	0	0	0	0	3	3											
Roberto Alomar, S (1, 4) OBP: 0.412, SLG: 0.519	1-0 G5-3			1-1 G5-3		3-3 K		4-2 1B BB		3	1	0	0	1	1	0											
Juan Gonzalez, R (1, 9) OBP: 0.386, SLG: 0.610		4-2 G4-3 BB		0-0 F9		2-1 1B 2B		1-0 1B		3	0	2	1	1	0	0											
Travis Fryman, R (1, 5) OBP: 0.500, SLG: 0.432		0-0 G4-3		3-2 G1-3		0-1 1B		0-0 F9		4	0	1	0	0	0	2											
Jim Thome, L (1, 3) OBP: 0.396, SLG: 0.626		2-2 F7			3-3 K		1-3 K		2-3 K	4	0	0	0	0	3	3											
Einar Diaz, R (1, 2) OBP: 0.364, SLG: 0.444			0-0 G6-3		0-0 WP 1B BB		2-0 G1-3		1-2 F7	4	1	1	0	0	0	2											
Omar Vizquel, S (1, 6) OBP: 0.350, SLG: 0.329			0-0 SH1-3 1B		4-1 1B WP FC1-4 BB		2-1 G5-3		2-1 G1-3	3	1	1	0	1	0	0											
Dave Burba, R (1, 1) Steve Woodard, L (3, 1) Marty Cordova, R (5, PH) 37 Jake Westbrook, R (5, 1) Kenny Lofton, L (7, PH) Eddie Taubensee, L (9, PH)			0-0 SH1-3		1-2 FC1-4 1B		2-1 G3		4-2 BB	0	0	0	0	0	0	0	C										
Inning Stats	R: 0 E: 0 K: 2 S: 8	H: 0 LOB: 0 BB: 0 P: 12	R: 0 E: 0 K: 0 S: 7	H: 0 LOB: 0 BB: 1 P: 13	R: 0 E: 0 K: 1 S: 7	H: 1 LOB: 2 BB: 0 P: 12	R: 0 E: 0 K: 0 S: 6	H: 0 LOB: 0 BB: 0 P: 10	R: 2 E: 0 K: 1 S: 10	H: 2 LOB: 1 BB: 1 P: 18	R: 0 E: 0 K: 2 S: 11	H: 2 LOB: 0 BB: 0 P: 19	R: 0 E: 0 K: 0 S: 5	H: 0 LOB: 0 BB: 0 P: 10	R: 1 E: 0 K: 2 S: 12	H: 1 LOB: 1 BB: 1 P: 21		R: 0 E: 0 K: 0 S: 12	H: 0 LOB: 1 BB: 1 P: 21	1B: 5 2B: 1 3B: 0 HR: 0	SF: 0 SAC: 1 DP: 1 HBP: 1	WP: 1 PB: 0 SB: 2 CS: 0	PA: 37				
PITCHER	IP	WLS	BF	H	R	ER	SO	BB	IBB	HBP	BLK	WP	HR	S	P	ERA	WHIP										
Jimmy Anderson, L (1, 1) ERA: 4.24	7.0	W	28	5	2	2	6	2	0	1	0	1	0	54	94	2.57	1.000										
Rich Loiselle, R (8, 1) ERA: 16.2	0.2		4	1	1	1	1	1	0	0	0	0	0	8	15	13.50	3.000										
Scott Sauerbeck, L (8, 1) ERA: 6.2	0.1	H	1	0	0	0	1	0	0	0	0	0	0	4	6	0.00	0.000										
Mike Williams, R (9, 1) ERA: 2.7	1.0	S	4	0	0	0	0	1	0	0	0	0	0	12	21	0.00	1.000										

Batter	1	2	3	4	5	6	7	8	9	AB	R	H	RBI	BB	SO	LOB	BOTTOM										
Abraham Nunez, S (1, 4) OBP: 0.319, SLG: 0.358	0-2 G4-3	3-2 FC4-2 1B	0-0 FC6-4 1B			3-2 G1-3		4-1 2B BB		4	0	1	1	1	0	2	Cleveland Indians @ Pittsburgh Pirates PNC Park, Pittsburgh, PA Fri Jun 15 2001, 7:05 PM EDT Att: 36,235 - Sunny - 93 F										
2 Jack Wilson, R (1, 6) OBP: 0.247, SLG: 0.333	0-0 HR 1B	0-1 1B	0-2 FC6-4 1B			0-0 F9		2-2 G6-3		5	1	2	1	0	0	3											
18 Jason Kendall, R (1, 2) OBP: 0.332, SLG: 0.356	1-1 F8	3-2 F7		0-1 S 1B		2-2 1B		1-3 1B		4	0	2	0	0	0	3											
Brian Giles, L (1, 8) OBP: 0.399, SLG: 0.613	0-2 HR		2-0 1B 2B	3-0 P6		1-1 F7				4	2	2	2	0	0	2											
John Vander Wal, L (1, 3) OBP: 0.393, SLG: 0.537 Kevin Young, R (7, PH) OBP: 0.292, SLG: 0.364	4-0 BB		0-0 L6	2-3 K		1-2 P5				2	0	0	0	1	1	2											
Aramis Ramirez, R (1, 5) OBP: 0.342, SLG: 0.485	3-3 K		1-0 1B 1B	1-1 F9		0-0 G6-3				4	1	1	1	0	1	2											
Rob Mackowiak, L (1, 7) OBP: 0.389, SLG: 0.521 Emil Brown, R (7, 8) OBP: 0.320, SLG: 0.358		0-0 SH1-4 FC4-2 1B	2-1 SH3-4 1B 1B		1-1 G2-3		2-3 K			3	1	2	0	0	0	0		P									
Derek Bell, R (1, 9) OBP: 0.211, SLG: 0.177		4-1 SH1-4 1B BB	0-1 1B SH3-4 1B		0-3 K		0-0 F7			3	1	1	1	1	1	0											
Jimmy Anderson, L (1, 1) OBP: 0.160, SLG: 0.130 Rich Loiselle, R (8, 1) Scott Sauerbeck, R (8, 1) Andy Barkett, L (8, PH) OBP: 0.391, SLG: 0.415 Mike Williams, R (9, 1) ERA: 3.71		0-0 SH1-4	0-0 SH3-4		0-0 G2-3		1-0 G1-3			1	0	0	0	0	0	0	P										
Inning Stats	R: 2 E: 0 K: 1 S: 12	H: 2 LOB: 1 BB: 1 P: 20	R: 1 E: 0 K: 0 S: 11	H: 2 LOB: 2 BB: 1 P: 21	R: 3 E: 0 K: 0 S: 12	H: 5 LOB: 2 BB: 0 P: 17	R: 0 E: 0 K: 1 S: 10	H: 1 LOB: 1 BB: 0 P: 16	R: 0 E: 0 K: 1 S: 9	H: 0 LOB: 0 BB: 0 P: 7	R: 0 E: 0 K: 0 S: 9	H: 1 LOB: 1 BB: 0 P: 15	R: 0 E: 0 K: 1 S: 9	H: 0 LOB: 0 BB: 0 P: 12	R: 0 E: 0 K: 0 S: 6	H: 0 LOB: 1 BB: 1 P: 13		1B: 9 2B: 1 3B: 0 HR: 1	SF: 0 SAC: 2 DP: 0 HBP: 0	WP: 0 PB: 0 SB: 2 CS: 0	PA: 38						
PITCHER	IP	WLS	BF	H	R	ER	SO	BB	IBB	HBP	BLK	WP	HR	S	P	ERA	WHIP										
Dave Burba, R (1, 1) ERA: 6.23	2.1	L	17	8	6	6	1	2	0	0	0	0	0	30	53	23.14	4.286										
Steve Woodard, R (3, 1) ERA: 3.14	1.2		7	2	0	0	1	0	0	0	0	0	0	15	21	0.00	1.200										
37 Jake Westbrook, R (5, 1) ERA: 3.18	2.0		7	1	0	0	1	0	0	0	0	0	0	15	22	0.00	0.500										
Steve Reed, R (7, 1) ERA: 3.71	2.0		7	0	0	0	1	1	0	0	0	0	0	15	25	0.00	0.500										

Batter	1	2	3	4	5	6	7	8	9	AB	R	H	RBI	BB	SO	LOB	TOP											
Kenny Lofton, L OBP: 0.324, SLG: 0.274 (1, 8)	2-3 K	1-1 FC4-6		2-3 K			0-1 F8		1-2 1B G4-3 1B	5	1	1	0	0	2	3	Cleveland Indians @ Pittsburgh Pirates PNC Park, Pittsburgh, PA Sat Jun 16 2001, 7:05 PM EDT Att: 37,056 - Cloudy - 73 F											
Omar Vizquel, S OBP: 0.355, SLG: 0.339 (1, 6)	3-2 1B 2B		2-1 G6-3		0-0 1B		0-1 G5-3		2-2 G4-3 1B	5	1	3	0	0	0	0												
Roberto Alomar, S OBP: 0.409, SLG: 0.513 (1, 4)	3-2 HR 1B		2-3 K		0-0 P6		2-2 G6-3		0-1 G4-3	5	1	1	2	0	1	2												
Juan Gonzalez, R OBP: 0.387, SLG: 0.618 (1, 9)	3-2 HR		1-0 1B 1B		2-0 F8				3-3 K P6	5	1	2	2	0	1	2												
Jim Thome, L OBP: 0.393, SLG: 0.619 (1, 3)	1-3 K		3-2 1B		2-1 F9				2-3 K	4	0	1	0	0	2	1												
Travis Fryman, R OBP: 0.500, SLG: 0.425 (1, 5)	0-2 G4-3				2-2 WP 1B 1B				4-2 BB BB	3	0	1	0	1	0	0												
Russell Branyan, L OBP: 0.327, SLG: 0.527 (8, PH) Ellis Burks, R OBP: 0.364, SLG: 0.587 (8, 7)		0-3 K		2-3 K					4-1 BB BB	2	0	0	0	1	2	1												
Einar Diaz, R OBP: 0.361, SLG: 0.440 Steve Karsay, R (8, 1)		0-1 P5		2-1 WP 1B					0-1 F8	4	0	1	0	0	1	3												
Jaret Wright, R OBP: 0.500, SLG: 0.500 Marty Cordova, R OBP: 0.368, SLG: 0.554 37 Jake Westbrook, R (8, 1) Ricardo Rincon, L (8, 1) Eddie Taubensee, L OBP: 0.299, SLG: 0.389 (8, 2)		1-1 FC4-6 1B		1-3 K			0-2 F6		0-0 L3	2	0	1	0	0	1	2												
Inning Stats	R: 3 E: 0 K: 2 S: 25	H: 3 LOB: 0 BB: 0 P: 37	R: 0 E: 0 K: 1 S: 9	H: 1 LOB: 1 BB: 0 P: 11	R: 0 E: 0 K: 1 S: 9	H: 2 LOB: 2 BB: 0 P: 17	R: 0 E: 0 K: 3 S: 17	H: 2 LOB: 2 BB: 0 P: 26	R: 0 E: 0 K: 1 S: 5	H: 1 LOB: 1 BB: 0 P: 9	R: 0 E: 0 K: 1 S: 9	H: 0 LOB: 1 BB: 1 P: 15	R: 0 E: 0 K: 0 S: 8	H: 0 LOB: 0 BB: 0 P: 10	R: 0 E: 0 K: 2 S: 13	H: 0 LOB: 2 BB: 2 P: 26		R: 1 E: 0 K: 0 S: 12	H: 2 LOB: 1 BB: 0 P: 16	1B: 9 2B: 1 3B: 0 HR: 1	SF: 0 SAC: 0 DP: 0 HBP: 0	WP: 1 PB: 0 SB: 0 CS: 0	PA: 40					
PITCHER	IP	WLS	BF	H	R	ER	SO	BB	IBB	HBP	BLK	WP	HR	S	P	ERA		WHIP										
Jason Schmidt, R ERA: 5.89 Scott Sauerbeck, L ERA: 5.81 Josias Manzanillo, R ERA: 4.84 Mike Williams, R ERA: 2.93	6.0	W	27	9	3	3	8	1	0	0	0	1	1	74	115	4.50		1.667										
																		AB	37									
																		R	4									
																		H	11									
																		RBI	4									
																		BB	3									
																		SO	10									
																		LOB	15									
																		C										

Batter	1	2	3	4	5	6	7	8	9	AB	R	H	RBI	BB	SO	LOB	BOTTOM											
Derek Bell, R OBP: 0.213, SLG: 0.172 (7, 9)	0-0 P3		3-3 K		4-1 1B 1B BB		2-3 K			3	0	0	0	1	2	1	Cleveland Indians @ Pittsburgh Pirates PNC Park, Pittsburgh, PA Sat Jun 16 2001, 7:05 PM EDT Att: 37,056 - Cloudy - 73 F											
2 Jack Wilson, R OBP: 0.280, SLG: 0.342 (1, 6)	2-1 P4		1-2 1B		2-3 K			1-1 1B SF9	4	1	2	1	0	1	3													
18 Jason Kendall, R OBP: 0.335, SLG: 0.358 (1, 2)	3-2 F9		3-H K		0-0 1B			0-1 CS S 1B	4	0	2	2	0	1	1													
Brian Giles, L OBP: 0.393, SLG: 0.605 (7, 7)		2-0 P6		2-3 K			0-0 F8	1-1 SF9	3	0	0	1	0	1	2													
John Vander Wal, L OBP: 0.388, SLG: 0.529 Scott Sauerbeck, R (7, 1) Josias Manzanillo, R (8, 1) Craig Wilson, R OBP: 0.405, SLG: 0.667 Mike Williams, R (9, 1)		0-1 G4-3		1-1 F8			0-1 F9	3-H 2-1 SAFE HR	3	0	0	0	0	0	0													
Aramis Ramirez, R OBP: 0.337, SLG: 0.477 (1, 5)		3-3 K		2-2 F9			1-0 F9	2-1 G6-3	4	0	0	0	0	1	0													
Kevin Young, R OBP: 0.298, SLG: 0.371 (1, 3)			0-0 2B 2B		4-2 1B 1B BB		0-2 F9		2	2	1	0	1	0	0													
Pat Meares, R OBP: 0.275, SLG: 0.341 (1, 4)		0-2 SH3-4 2H 2B		1-0 1B 1B				0-0 G6-3	3	2	2	1	0	0	0													
Jason Schmidt, R OBP: 0.200, SLG: 0.200 Emil Brown, R OBP: 0.317, SLG: 0.355 (7, 8)			0-0 SH3-4		0-2 SH1-4			0-0 G5-3	0	0	0	0	0	0	0													
Inning Stats	R: 0 E: 0 K: 0 S: 6	H: 0 LOB: 0 BB: 0 P: 11	R: 0 E: 0 K: 1 S: 6	H: 0 LOB: 0 BB: 0 P: 11	R: 2 E: 0 K: 2 S: 16	H: 3 LOB: 1 BB: 0 P: 21	R: 0 E: 0 K: 1 S: 8	H: 0 LOB: 0 BB: 0 P: 13	R: 2 E: 0 K: 1 S: 13	H: 2 LOB: 2 BB: 2 P: 24	R: 0 E: 0 K: 0 S: 6	H: 0 LOB: 0 BB: 0 P: 7	R: 0 E: 0 K: 1 S: 5	H: 0 LOB: 0 BB: 0 P: 7	R: 2 E: 0 K: 0 S: 10	H: 3 LOB: 0 BB: 0 P: 16		1B: 5 2B: 2 3B: 0 HR: 1	SF: 1 SAC: 2 DP: 0 HBP: 0	WP: 0 PB: 0 SB: 0 CS: 1	PA: 33							
PITCHER	IP	WLS	BF	H	R	ER	SO	BB	IBB	HBP	BLK	WP	HR	S	P	ERA		WHIP										
Jaret Wright, R ERA: 5.33 37 Jake Westbrook, R ERA: 3.38 Ricardo Rincon, L ERA: 3.5 Steve Karsay, R ERA: 1.19	5.0	L	22	5	4	4	5	2	0	0	0	0	0	15	19	9.00		1.400										
																		AB	28									
																		R	6									
																		H	8									
																		RBI	6									
																		BB	2									
																		SO	6									
																		LOB	7									
																		P										

Batter	1	2	3	4	5	6	7	8	9	AB	R	H	RBI	BB	SO	LOB	TOP	
Kenny Lofton, L (1, 8) OBP: 0.323, SLG: 0.280	F9		F7			F8		2B		4	0	1	0	0	0	1	Cleveland Indians @ Pittsburgh Pirates PNC Park, Pittsburgh, PA Sun Jun 17 2001, 1:35 PM EDT Att: 36,694 - Sunny - 81 F	
Omar Vizquel, S (1, 6) OBP: 0.350, SLG: 0.333	K			P6		G6-3			F8	4	0	0	0	0	1	0		
Roberto Alomar, S (1, 4) OBP: 0.406, SLG: 0.506	F7			G3		G4-3			S WP BB	3	0	0	0	1	0	0		
Juan Gonzalez, R (1, 9) OBP: 0.381, SLG: 0.608		F9		K					F7	4	0	0	0	0	2	1		
Ellis Burks, R (1, 7) OBP: 0.358, SLG: 0.575		K			F8				G5-3	4	0	0	0	0	1	1		
Jim Thome, L (1, 3) OBP: 0.397, SLG: 0.624		F7			BB E					3	0	2	0	0	0	0		
Travis Fryman, R (1, 5) OBP: 0.472, SLG: 0.395			F9		E5					3	0	0	0	0	1	2		
Einar Diaz, R (1, 2) OBP: 0.366, SLG: 0.440				SH5-4					F8	2	0	1	0	1	0	0		
CC Sabathia, L (1, 1) Russell Branyan, L (8, PH) Steve Karsay, R (8, 1)			SH5-4		BB				F9	1	0	0	0	0	0	3	C	
Inning Stats	R: 0 H: 0 E: 0 LOB: 0 K: 1 S: 8	H: 0 R: 0 ER: 0 SO: 5 BB: 0 IBB: 0 HBP: 0 BLK: 0	H: 1 R: 0 ER: 0 SO: 5 BB: 1 IBB: 0 HBP: 0 BLK: 0	H: 1 R: 0 ER: 0 SO: 5 BB: 0 IBB: 0 HBP: 0 BLK: 0	H: 0 R: 0 ER: 0 SO: 5 BB: 0 IBB: 0 HBP: 0 BLK: 0	H: 1 R: 0 ER: 0 SO: 5 BB: 1 IBB: 0 HBP: 0 BLK: 0	H: 0 R: 0 ER: 0 SO: 5 BB: 0 IBB: 0 HBP: 0 BLK: 0	H: 1 R: 0 ER: 0 SO: 5 BB: 0 IBB: 0 HBP: 0 BLK: 0	H: 1 R: 0 ER: 0 SO: 5 BB: 0 IBB: 0 HBP: 0 BLK: 0	H: 1 R: 0 ER: 0 SO: 5 BB: 0 IBB: 0 HBP: 0 BLK: 0	H: 1 R: 0 ER: 0 SO: 5 BB: 0 IBB: 0 HBP: 0 BLK: 0	H: 0 R: 0 ER: 0 SO: 5 BB: 0 IBB: 0 HBP: 0 BLK: 0	H: 2 R: 0 ER: 0 SO: 5 BB: 1 IBB: 0 HBP: 0 BLK: 0	H: 0 R: 0 ER: 0 SO: 5 BB: 0 IBB: 0 HBP: 0 BLK: 0	H: 0 R: 0 ER: 0 SO: 5 BB: 0 IBB: 0 HBP: 0 BLK: 0	H: 0 R: 0 ER: 0 SO: 5 BB: 0 IBB: 0 HBP: 0 BLK: 0		H: 0 R: 0 ER: 0 SO: 5 BB: 0 IBB: 0 HBP: 0 BLK: 0
PITCHER Todd Ritchie, R (1, 1) ERA: 4.26	IP: 9.0 WLS: W BF: 32 H: 4 R: 0 ER: 0 SO: 5 BB: 2 IBB: 0 HBP: 0 BLK: 0 WP: 1 HR: 0 S: 76 P: 121 ERA: 0.00 WHIP: 0.667																	

Batter	1	2	3	4	5	6	7	8	9	AB	R	H	RBI	BB	SO	LOB	BOTTOM	
Emil Brown, R (1, 8) OBP: 0.308, SLG: 0.342	K		F3			E8		K		4	0	0	0	0	2	1	Cleveland Indians @ Pittsburgh Pirates PNC Park, Pittsburgh, PA Sun Jun 17 2001, 1:35 PM EDT Att: 36,694 - Sunny - 81 F	
2 Jack Wilson, R (1, 6) John Vander Wal, L (8, PH) OBP: 0.283, SLG: 0.333 OBP: 0.386, SLG: 0.527	P5			F9					G3-1	2	0	0	0	1	0	0		
18 Jason Kendall, R (1, 9) OBP: 0.330, SLG: 0.353	K			G5-3		BB			G1-4-3	4	0	0	0	0	1	3		
Brian Giles, L (1, 7) OBP: 0.394, SLG: 0.603				G1-3		L7				4	1	2	0	0	0	3		
Aramis Ramirez, R (1, 5) OBP: 0.336, SLG: 0.477		K			G1-3				F8	4	0	1	1	0	1	1		
Kevin Young, R (1, 3) OBP: 0.294, SLG: 0.365		K			F9				K	3	0	0	0	0	2	1		
Keith Osik, R (1, 2) OBP: 0.273, SLG: 0.368		L4			K				F7	3	0	0	0	0	1	1		
Pat Meares, R (1, 4) OBP: 0.270, SLG: 0.335				G6-3		K			G5-3	3	0	0	0	0	1	0		
Todd Ritchie, R (1, 1) OBP: 0.222, SLG: 0.200			K			SH2-4			G4-3	2	0	0	0	0	1	0	P	
Inning Stats	R: 0 H: 0 E: 0 LOB: 0 K: 2 S: 9	H: 1 R: 0 ER: 0 SO: 14 BB: 2 IBB: 0 HBP: 0 BLK: 0	H: 0 R: 0 ER: 0 SO: 11 BB: 0 IBB: 0 HBP: 0 BLK: 0	H: 0 R: 0 ER: 0 SO: 11 BB: 0 IBB: 0 HBP: 0 BLK: 0	H: 0 R: 0 ER: 0 SO: 9 BB: 0 IBB: 0 HBP: 0 BLK: 0	H: 0 R: 0 ER: 0 SO: 13 BB: 0 IBB: 0 HBP: 0 BLK: 0	H: 0 R: 0 ER: 0 SO: 17 BB: 1 IBB: 0 HBP: 0 BLK: 0	H: 0 R: 0 ER: 0 SO: 19 BB: 0 IBB: 0 HBP: 0 BLK: 0	H: 0 R: 0 ER: 0 SO: 10 BB: 0 IBB: 0 HBP: 0 BLK: 0	H: 2 R: 1 ER: 0 SO: 13 BB: 0 IBB: 0 HBP: 0 BLK: 0	H: 0 R: 0 ER: 0 SO: 10 BB: 0 IBB: 0 HBP: 0 BLK: 0	H: 0 R: 0 ER: 0 SO: 13 BB: 0 IBB: 0 HBP: 0 BLK: 0	H: 0 R: 0 ER: 0 SO: 13 BB: 0 IBB: 0 HBP: 0 BLK: 0	H: 0 R: 0 ER: 0 SO: 10 BB: 0 IBB: 0 HBP: 0 BLK: 0	H: 0 R: 0 ER: 0 SO: 10 BB: 0 IBB: 0 HBP: 0 BLK: 0	H: 0 R: 0 ER: 0 SO: 10 BB: 0 IBB: 0 HBP: 0 BLK: 0		H: 0 R: 0 ER: 0 SO: 10 BB: 0 IBB: 0 HBP: 0 BLK: 0
PITCHER CC Sabathia, L (1, 1) Steve Karsay, R (8, 1) ERA: 4.37 ERA: 1.37	IP: 7.0 WLS: L BF: 25 H: 2 R: 1 ER: 1 SO: 1 BB: 0 IBB: 0 HBP: 0 BLK: 0 WP: 0 HR: 0 S: 15 P: 23 ERA: 5.40 WHIP: 1.200																	

Batter	1	2	3	4	5	6	7	8	9	10	11	12	AB	R	H	RBI	BB	SO	LOB	TOP						
Jacque Jones, L (1.7) OBP: 0.314, SLG: 0.355	4-2 CS BB		0-0 L7	0-1 P6		2-3 K			4-2 1B BB	0-3 K		2-1 G1-3	5	1	0	0	2	2	3							
Cristian Guzman, S (1.6) OBP: 0.346, SLG: 0.500	3-3 K		1-0 2B		1-0 1B E	3-3 K			2-1 1B E	1-1 G4-3		0-3 K	7	3	3	0	0	3	3							
Matt Lawton, L (1.9) OBP: 0.398, SLG: 0.406	0-3 K		2-1 F3		0-1 F9		4-0 G1-6-3 BB		2-1 E			1-2 2H 1B		1-3 K		1-2 G6-3				6	0	1	1	1	2	5
Corey Koskie, L (1.5) OBP: 0.347, SLG: 0.414		0-0 FC5-4 BB	2-2 2B		3-2 E		0-0 G1-6-3		1-0 E5			1-3 K								6	1	4	2	0	1	1
Doug Mientkiewicz, L (1.3) OBP: 0.388, SLG: 0.513		4-1 FC5-4 BB	1-3 K		2-1 E3		2-0 1B		1-3 K			0-0 G6-3								5	0	1	0	1	2	3
Tori Hunter, R (1.8) OBP: 0.280, SLG: 0.472	2-1 FC5-4 2B			2-3 K		0-1 F8			4-0 BB			0-1 1B 2B		5	1	1	0	1	1	3						
Brian Buchanan, R (1.10) OBP: 0.347, SLG: 0.578	1-2 2B			3-2 HR		0-1 2B			2-2 G6-3		0-0 F9		6	2	4	1	0	0	3							
A.J. Pierzynski, L (1.2) OBP: 0.311, SLG: 0.406	1-1 G2-3			3-2 HR		0-0 G4-3			0-1 1B		0-3 K		6	1	3	3	0	1	7							
Luis Rivas, R (1.4) Denny Hocking, S (12, PH) OBP: 0.336, SLG: 0.339			1-2 1B 2B		0-0 F8		2-1 G5-3		2-1 L8		1-1 G4-3		5	1	1	0	0	0	1							
Inning Stats	R: 0 E: 0 K: 2 S: 9	H: 0 LOB: 0 BB: 1 P: 16	R: 0 E: 0 K: 0 S: 9	H: 2 LOB: 2 BB: 1 P: 17	R: 2 E: 0 K: 1 S: 13	H: 3 LOB: 1 BB: 0 P: 20	R: 2 E: 0 K: 1 S: 14	H: 2 LOB: 0 BB: 0 P: 22	R: 2 E: 1 K: 0 S: 14	H: 3 LOB: 2 BB: 0 P: 21	R: 0 E: 0 K: 2 S: 8	H: 1 LOB: 1 BB: 1 P: 8	R: 0 E: 0 K: 0 S: 9	H: 1 LOB: 1 BB: 0 P: 13	R: 2 E: 1 K: 2 S: 16	H: 3 LOB: 3 BB: 2 P: 30	R: 0 E: 0 K: 1 S: 7	H: 0 LOB: 0 BB: 0 P: 9	R: 0 E: 0 K: 2 S: 7	H: 0 LOB: 0 BB: 0 P: 9	R: 2 E: 1 K: 1 S: 15	H: 3 LOB: 2 BB: 0 P: 18	1B: 12 2B: 5 3B: 0 HR: 2	SF: 0 SAC: 1 DP: 2 HBP: 0	WP: 0 PB: 0 SB: 1 CS: 1	PA: 57
PITCHER	IP WLS BF H R ER SO BB IBB HBP BLK WP HR S P ERA WHIP	Rich Rodriguez, L (9, 1) ERA: 4.32 Steve Karsay, R (10, 1) ERA: 1.31 Charles Nagy, R (12, 1) ERA: 5.89												IP WLS BF H R ER SO BB IBB HBP BLK WP HR S P ERA WHIP												

Minnesota Twins @ Cleveland Indians
Jacobs Field, Cleveland, OH
Tue Jun 19 2001, 7:05 PM EDT
Alt. 39,190 - Cloudy - 85 F

AB 51
R 10
H 18
RBI 7
BB 5
SO 12
LOB 29



Batter	1	2	3	4	5	6	7	8	9	10	11	12	AB	R	H	RBI	BB	SO	LOB	BOTTOM								
Omar Vizquel, S (1.6) OBP: 0.346, SLG: 0.329	3-2 SH5-3 1B		2-2 G5-3			2-1 F9	2-2 L3	4-2 1B BB		2-2 F9		0-0 B5-3	6	0	1	0	1	0	0									
Ellis Burks, R (1.10) OBP: 0.368, SLG: 0.626	0-1 SH5-3 1B		1-2 F5			1-0 HR		1-2 L8		1-2 2B		0-1 HR	7	3	5	3	0	0	2									
Roberto Alomar, S (1.4) OBP: 0.401, SLG: 0.498	0-0 SH5-3		2-0 G6-3			1-2 G3		2-3 K	3-2 BB 1B	1-0 F8		0-1 P4	6	1	1	0	0	1	1									
Juan Gonzalez, R (1.9) OBP: 0.382, SLG: 0.606	1-1 G5-3				0-1 F7		1-2 1B	1-2 WP 2B	1-3 K	2-2 HBP		1-1 G6-3	6	1	2	0	0	1	3									
Travis Fryman, R (1.5) OBP: 0.475, SLG: 0.396	4-2 BB				2-1 F8		1-2 FC6-4 1B	2-0 G5-3	2-0 BB 1B	1-2 F9			5	0	2	0	1	0	3									
Marty Cordova, R (1.7) OBP: 0.372, SLG: 0.555	0-2 F9				2-2 P6		0-0 FC6-4	3-1 1B 2B	4-1 BB				5	1	2	1	1	0	5									
Jim Thome, L (1.3) OBP: 0.399, SLG: 0.633		1-3 K			4-0 G4-6-3 BB		1-2 HR	1-1 HR 1B	1-3 K			1-3 K	5	2	2	2	1	3	4									
Jolbert Cabrera, R (1.8) OBP: 0.344, SLG: 0.359		3-3 K			2-2 F2		0-0 F9	1-1 HR	4-0 FC6-4 BB		2-1 P6		3	0	0	0	0	1	1									
Kenny Lofton, L (8, PH) OBP: 0.328, SLG: 0.300					0-2 G4-6-3		0-1 G6-3	1-1 HR	1-2 BB	1-2 FC6-4 BB			2	1	1	3	1	0	1									
Einar Diaz, R (1.2) OBP: 0.360, SLG: 0.428		0-2 F7				0-2 G4-6-3		0-1 G6-3	2-1 BB HBP	1-2 FC6-4		2-2 F7	5	0	0	0	0	0	5									
Inning Stats	R: 0 E: 0 K: 0 S: 14	H: 2 LOB: 3 BB: 1 P: 22	R: 0 E: 0 K: 2 S: 10	H: 0 LOB: 0 BB: 0 P: 14	R: 0 E: 0 K: 0 S: 10	H: 0 LOB: 0 BB: 0 P: 12	R: 0 E: 0 K: 0 S: 8	H: 0 LOB: 0 BB: 0 P: 12	R: 0 E: 0 K: 0 S: 6	H: 0 LOB: 0 BB: 1 P: 12	R: 1 E: 0 K: 0 S: 15	H: 3 LOB: 2 BB: 0 P: 21	R: 1 E: 0 K: 0 S: 9	H: 1 LOB: 0 BB: 0 P: 12	R: 5 E: 0 K: 1 S: 22	H: 5 LOB: 2 BB: 1 P: 39	R: 1 E: 0 K: 2 S: 13	H: 2 LOB: 3 BB: 2 P: 30	R: 0 E: 0 K: 0 S: 13	H: 1 LOB: 2 BB: 0 P: 20	R: 0 E: 0 K: 1 S: 13	H: 1 LOB: 1 BB: 0 P: 18	R: 1 E: 0 K: 0 S: 7	H: 1 LOB: 0 BB: 0 P: 8	1B: 8 2B: 3 3B: 0 HR: 5	SF: 0 SAC: 1 DP: 1 HBP: 2	WP: 1 PB: 0 SB: 0 CS: 0	PA: 58
PITCHER	IP WLS BF H R ER SO BB IBB HBP BLK WP HR S P ERA WHIP	Eric Milton, L (1, 1) ERA: 3.73 Hector Carrasco, R (8, 1) ERA: 5.86 Jack Cressend, R (8, 1) ERA: 3.81 LaTroy Hawkins, R (9, 1) ERA: 3.81 Bob Wells, R (10, 1) ERA: 4.38												IP WLS BF H R ER SO BB IBB HBP BLK WP HR S P ERA WHIP														

Minnesota Twins @ Cleveland Indians
Jacobs Field, Cleveland, OH
Tue Jun 19 2001, 7:05 PM EDT
Alt. 39,190 - Cloudy - 85 F

AB 50
R 9
H 16
RBI 9
BB 5
SO 6
LOB 25



Batter	1	2	3	4	5	6	7	8	9	AB	R	H	RBI	BB	SO	LOB	TOP	
Jacque Jones, L (1, 7) OBP: 0.310, SLG: 0.350 Luis Rivas, R (7, FH) OBP: 0.271, SLG: 0.336	1-3 K	0-1 G4-3		0-0 G4-3			2-2 1B			3	0	0	0	0	1	0		
Cristian Guzman, S (1, 6) OBP: 0.353, SLG: 0.500	0-1 G4-3	0-0 1B			2-2 G4-3		1-3 K			4	0	1	0	0	0	1		
Matt Lawton, L (1, 9) OBP: 0.393, SLG: 0.397	1-1 G3	0-0 G4-3			1-2 E4 2B		1-1 F8			4	1	0	0	0	0	2		
Brian Buchanan, R (1, 10) OBP: 0.325, SLG: 0.528			2-1 G4-3 HR	0-0 L5		2-3 K				4	1	1	0	0	1	2		
Doug Mientkiewicz, L (1, 3) OBP: 0.389, SLG: 0.518		1-1 G4-3	3-2 G4-6-3 1B	1-2 1B		2-0 2H 2B				3	0	2	1	0	0	1		
Torii Hunter, R (1, 8) OBP: 0.294, SLG: 0.482		1-1 HR	0-2 G4-6-3 1B	1-2 1B		1-0 G6-3				3	1	2	2	0	0	1		
Corey Koskie, L (1, 5) OBP: 0.345, SLG: 0.407		4-0 1B HR BB	1-1 G4-6-3	1-2 1B		3-1 G1-3				2	1	0	0	1	0	2		
Denny Hocking, S (1, 4) OBP: 0.331, SLG: 0.333		1-2 HR		2-0 G3-1		2-3 K				3	1	1	0	0	1	0		
A.J. Pierzynski, L (1, 2) OBP: 0.309, SLG: 0.421		1-2 HR		1-2 G3-1		2-0 G4-3				3	1	1	3	0	0	0		
Inning Stats	R: 0 E: 0 K: 1 S: 7	H: 0 LOB: 0 BB: 0 P: 9	R: 5 E: 0 K: 0 S: 16	H: 5 LOB: 1 BB: 1 P: 26	R: 0 E: 0 K: 0 S: 13	H: 2 LOB: 1 BB: 0 P: 17	R: 0 E: 0 K: 0 S: 7	H: 0 LOB: 0 BB: 0 P: 10	R: 1 E: 1 K: 1 S: 12	H: 1 LOB: 1 BB: 0 P: 20	R: 0 E: 0 K: 1 S: 6	H: 0 LOB: 0 BB: 0 P: 13	R: 0 E: 0 K: 1 S: 10	H: 1 LOB: 1 BB: 0 P: 14				
PITCHER	IP	WLS	BF	H	R	ER	SO	BB	IBB	HBP	BLK	WP	HR	S	P	ERA	WHIP	
Jaret Wright, R (1, 1) ERA: 6.52	2.0		12	5	5	5	1	1	0	0	0	0	2	23	35	22.50	3.000	
Steve Woodard, R (3, 1) ERA: 2.14	3.0	W	12	3	1	0	1	0	0	0	0	0	0	32	47	0.00	1.000	
Ricardo Rincon, L (6, 1) ERA: 3.05	1.2	S	6	1	0	0	2	0	0	0	0	0	0	16	27	0.00	0.600	
Steve Reed, R (7, 1) ERA: 3.62	0.0		1	0	0	0	0	0	0	0	0	0	0	0	0	∞	∞	

Minnesota Twins @ Cleveland Indians
 Jacobs Field, Cleveland, OH
 Thu Jun 21 2001, 7:05 PM EDT
 Att: 39,755 - Cloudy - 72 F

livebaseballscorecards.com

AB	30
R	6
H	9
RBI	6
BB	1
SO	4
LOB	9



Batter	1	2	3	4	5	6	7	8	9	AB	R	H	RBI	BB	SO	LOB	BOTTOM	
Kenny Lofton, L (1, 8) OBP: 0.332, SLG: 0.311	0-1 FC4-6 1B	1-0 SH 1B E		1-2 1B 2B		0-1 L6				3	2	2	0	0	0	0		
Omar Vizquel, S (1, 6) OBP: 0.352, SLG: 0.332	0-1 FC4-6 2B HR	0-0 P4		0-0 1B SF8		1-1 1B				4	2	2	1	0	0	3		
Roberto Alomar, S (1, 4) OBP: 0.409, SLG: 0.504	0-1 HR	1-1 E 1B		1-0 1B		1-1 P4				4	1	3	0	0	0	1		
Juan Gonzalez, R (1, 9) OBP: 0.383, SLG: 0.615	2-1 HR	0-0 E6		0-0 SF8		0-1 P4				2	1	1	5	0	0	1		
Ellis Burks, R (1, 10) OBP: 0.362, SLG: 0.624	0-0 P4	0-1 G1-6-3		0-2 G6-3						3	0	0	0	0	0	3		
Travis Fryman, R (1, 5) OBP: 0.455, SLG: 0.370	2-1 G4-3		1-2 F7		3-1 F8					3	0	0	0	0	0	0		
Jim Thome, L (1, 3) OBP: 0.400, SLG: 0.623		4-2 HR BB	3-1 F8		4-2 G5-4-3 BB					1	1	0	0	2	0	0		
Marty Cordova, R (1, 7) OBP: 0.369, SLG: 0.561		0-2 HR	1-2 G1-4-3		0-0 G5-4-3					3	1	1	2	0	0	1		
Einar Diaz, R (1, 2) OBP: 0.364, SLG: 0.441		3-1 SH E 2B		0-1 2B		2-3 K				3	1	2	0	0	1	0		
Inning Stats	R: 3 E: 0 K: 0 S: 11	H: 3 LOB: 1 BB: 1 P: 15	R: 4 E: 3 K: 0 S: 14	H: 3 LOB: 1 BB: 1 P: 23	R: 0 E: 0 K: 0 S: 11	H: 0 LOB: 0 BB: 0 P: 16	R: 2 E: 0 K: 0 S: 13	H: 4 LOB: 1 BB: 0 P: 15	R: 0 E: 0 K: 1 S: 9	H: 1 LOB: 1 BB: 0 P: 13	R: 0 E: 0 K: 1 S: 6	H: 0 LOB: 0 BB: 1 P: 13	R: 0 E: 0 K: 1 S: 9	H: 1 LOB: 1 BB: 0 P: 13				
PITCHER	IP	WLS	BF	H	R	ER	SO	BB	IBB	HBP	BLK	WP	HR	S	P	ERA	WHIP	
J.C. Romero, L (1, 1) ERA: 6.29	1.0	L	10	5	7	6	0	1	0	0	0	0	0	19	31	54.00	6.000	
Johan Santana, L (2, 1) ERA: 4.0	5.0		20	6	2	2	1	1	0	0	0	0	0	45	64	3.60	1.400	

Minnesota Twins @ Cleveland Indians
 Jacobs Field, Cleveland, OH
 Thu Jun 21 2001, 7:05 PM EDT
 Att: 39,755 - Cloudy - 72 F

livebaseballscorecards.com

AB	26
R	9
H	11
RBI	8
BB	2
SO	1
LOB	9



Batter	1	2	3	4	5	6	7	8	9	AB	R	H	RBI	BB	SO	LOB	TOP					
Kenny Lofton, L OBP: 0.328, SLG: 0.304 (1, 8)	G4-3		F4		G1-3	G6-3		G5-4-3 HBP		4	0	0	0	0	0	2	Cleveland Indians @ Kansas City Royals Kauffman Stadium, Kansas City, MO Fri Jun 22 2001, 7:05 PM CDT Att: 31,572 - Sunny - 73 F					
Omar Vizquel, S OBP: 0.356, SLG: 0.337 (1, 6)	G6-4-3 1B		CS		WP 1B		P5	G5-4-3		5	0	3	1	0	0	2						
Roberto Alomar, S OBP: 0.412, SLG: 0.506 (1, 4)	G6-4-3 1B		CS	G3-1	WP 1B			HR	L1	5	1	3	0	0	0	0						
Juan Gonzalez, R OBP: 0.384, SLG: 0.622 (1, 9)	G6-4-3			1B	G4-3			HR	G6-3	5	1	2	2	0	0	4						
Ellis Burks, R OBP: 0.366, SLG: 0.636 (1, 10)				1B				HR	F8	5	1	3	1	0	0	0						
Jim Thome, L OBP: 0.402, SLG: 0.618 (1, 3)	K			K				WP HR		2	1	0	0	2	2	3						
Travis Fryman, R OBP: 0.429, SLG: 0.345 (1, 5)				F8				BB		4	0	0	0	0	0	5						
Russell Branyan, L OBP: 0.324, SLG: 0.534 Jolbert Cabrera, R OBP: 0.344, SLG: 0.359 (1, 7) (8, 7)	F8				F7			HR	K	4	1	1	2	0	1	1						
Einar Diaz, R OBP: 0.367, SLG: 0.443 (1, 2)				G6-3	E7			G6-3	G5-4-3 HBP	0	0	0	0	0	0	0						
Inning Stats	R: 0 E: 0 K: 0 S: 11	H: 2 LOB: 1 BB: 0 P: 14	R: 0 E: 0 K: 1 S: 9	H: 1 LOB: 1 BB: 0 P: 11	R: 0 E: 0 K: 1 S: 6	H: 1 LOB: 0 BB: 0 P: 11	R: 0 E: 0 K: 1 S: 14	H: 2 LOB: 2 BB: 0 P: 20	R: 1 E: 1 K: 0 S: 9	H: 2 LOB: 2 BB: 0 P: 11	R: 3 E: 0 K: 0 S: 10	H: 3 LOB: 0 BB: 1 P: 22	R: 2 E: 0 K: 0 S: 14	H: 2 LOB: 1 BB: 1 P: 27	R: 0 E: 0 K: 1 S: 9	H: 1 LOB: 1 BB: 0 P: 16		R: 0 E: 0 K: 0 S: 5	H: 0 LOB: 0 BB: 0 P: 5	1B: 11 2B: 0 3B: 0 HR: 3	SF: 0 SAC: 0 DP: 3 HBP: 1	WP: 2 PB: 0 SB: 0 CS: 1
PITCHER	IP WLS BF H R ER SO BB IBB HBP BLK WP HR S P ERA WHIP																					
Paul Byrd, R ERA: 5.33 Blake Stein, R ERA: 5.71 55 Tony Cogan, L ERA: 5.87 Cory Bailey, R ERA: 3.45	5.0 2.0 1.1 0.2	L 10 5 2	24 4 1 0	9 3 0 0	2 3 0 0	2 3 1 0	2 1 0 0	0 0 0 0	0 0 0 0	0 0 0 0	1 2 0 0	53 20 10 4	76 40 17 4	3.60 13.50 0.00 0.00	2.000 2.500 0.750 0.000							

Batter	1	2	3	4	5	6	7	8	9	AB	R	H	RBI	BB	SO	LOB	BOTTOM					
Luis Altea, S OBP: 0.310, SLG: 0.349 Donnie Sadler, R OBP: 0.277, SLG: 0.271 (1, 5) (8, FH) (9, 5)	G6-3		29 HR		E9			K		3	1	2	0	0	0	0	Cleveland Indians @ Kansas City Royals Kauffman Stadium, Kansas City, MO Fri Jun 22 2001, 7:05 PM CDT Att: 31,572 - Sunny - 73 F					
Rey Sanchez, R OBP: 0.322, SLG: 0.364 (1, 6)	K		F7		L5			F7		4	0	0	0	0	1	3						
29 Mike Sweeney, R OBP: 0.376, SLG: 0.594 (1, 3)	G6-3		1-H 2-H		K			FC5-4 1B		4	1	2	3	0	1	1						
Jermaine Dye, R OBP: 0.342, SLG: 0.434 (1, 9)			K					FC5-4		4	0	1	0	0	1	1						
Joe Randa, R OBP: 0.313, SLG: 0.380 (1, 10)					P4			K		3	0	0	0	1	2	0						
Carlos Beltrán, S OBP: 0.297, SLG: 0.380 (1, 8)					K			F8		3	1	0	0	1	1	1						
Dave McCarty, R OBP: 0.333, SLG: 0.388 Endy Chavez, L OBP: 0.270, SLG: 0.267 (1, 7) (6, 7)					F9			G1-6-3		2	0	0	0	0	1	1						
Héctor Ortiz, R OBP: 0.301, SLG: 0.308 Raul Ibanez, L OBP: 0.245, SLG: 0.275 (1, 2) (9, PH)					G3			F9		3	0	1	0	0	0	0						
Carlos Febles, R OBP: 0.253, SLG: 0.274 (1, 4)					FC1-6 1B			1-H		3	2	0	0	1	2	2						
Inning Stats	R: 0 E: 0 K: 1 S: 7	H: 0 LOB: 0 BB: 0 P: 10	R: 0 E: 0 K: 1 S: 9	H: 1 LOB: 1 BB: 1 P: 17	R: 3 E: 0 K: 1 S: 13	H: 3 LOB: 0 BB: 0 P: 22	R: 0 E: 0 K: 1 S: 12	H: 0 LOB: 0 BB: 0 P: 18	R: 1 E: 1 K: 1 S: 12	H: 1 LOB: 1 BB: 1 P: 18	R: 0 E: 0 K: 1 S: 13	H: 0 LOB: 0 BB: 0 P: 19	R: 0 E: 0 K: 1 S: 8	H: 0 LOB: 0 BB: 0 P: 13	R: 0 E: 0 K: 1 S: 7	H: 1 LOB: 1 BB: 0 P: 11		R: 1 E: 0 K: 3 S: 12	H: 1 LOB: 1 BB: 1 P: 22	1B: 6 2B: 0 3B: 0 HR: 1	SF: 0 SAC: 0 DP: 0 HBP: 0	WP: 0 PB: 0 SB: 0 CS: 0
PITCHER	IP WLS BF H R ER SO BB IBB HBP BLK WP HR S P ERA WHIP																					
CC Sabathia, L ERA: 4.38 37 Jake Westbrook, R ERA: 2.93 Steve Karsay, R ERA: 1.25 Bob Wickman, R ERA: 3.14	6.0 1.0 1.0 1.0	W H H S	24 3 4 5	5 0 1 1	4 0 0 1	3 0 0 1	6 1 0 3	0 0 0 0	0 0 0 0	0 0 0 0	0 0 0 0	8 7 11 12	13 11 22 22	0.00 0.00 0.00 9.00	0.000 0.000 1.000 2.000							

Batter	1	2	3	4	5	6	7	8	9	AB	R	H	RBI	BB	SO	LOB	TOP											
Kenny Lofton, L OBP: 0.327, SLG: 0.303	0-0 G3-6-1 1B		2-1 G3-1		2-0 F7		0-1 G4-3			4	0	1	0	0	0	1												
Omar Vizquel, S OBP: 0.332, SLG: 0.332	3-2 G3-6-1 1-2f		1-0 L6		3-2 G6-3			3-2 G4-3		4	0	0	0	0	0	2												
Roberto Alomar, S OBP: 0.413, SLG: 0.517	2-2 HR		1-2 G3-1			1-1 G3		1-0 G6-3 1B		4	1	2	1	0	0	0												
Juan Gonzalez, R OBP: 0.378, SLG: 0.613	2-2 G6-3			0-2 G6-3		2-1 G5-3		3-1 G6-3		4	0	0	0	0	0	1												
Ellis Burks, R OBP: 0.372, SLG: 0.648		1-1 HR		1-1 HBP		4-1 1B S BB		3-3 K		2	1	1	1	1	1	1												
Jim Thome, L OBP: 0.403, SLG: 0.615 Jolbert Cabrera, R OBP: 0.344, SLG: 0.359		3-2 F9		0-1 F2		2-2 1B		2-0 1B		4	0	2	0	0	0	1												
Travis Fryman, R OBP: 0.332, SLG: 0.355		2-1 1B		1-2 F8		1-1 F8		0-1 1B		4	0	2	0	0	0	3												
Russell Branyan, L OBP: 0.318, SLG: 0.523		3-1 F3			1-3 K		1-3 K		1-3 K	4	0	0	0	0	3	3												
Einar Diaz, R OBP: 0.365, SLG: 0.444		2-2 P4			0-0 2B		1-2 L7		0-1 G6-4-3	4	0	1	0	0	0	3												
Inning Stats	R: 1 E: 0 K: 0 S: 12	H: 2 LOB: 0 BB: 0 P: 19	R: 1 E: 0 K: 0 S: 14	H: 2 LOB: 1 BB: 0 P: 25	R: 0 E: 0 K: 0 S: 6	H: 0 LOB: 0 BB: 0 P: 10	R: 0 E: 0 K: 0 S: 10	H: 0 LOB: 1 BB: 0 P: 12	R: 0 E: 0 K: 1 S: 10	H: 1 LOB: 1 BB: 0 P: 16	R: 0 E: 0 K: 0 S: 10	H: 1 LOB: 0 BB: 0 P: 10	R: 0 E: 0 K: 1 S: 10	H: 1 LOB: 1 BB: 0 P: 20	R: 0 E: 0 K: 1 S: 8	H: 0 LOB: 0 BB: 0 P: 10	R: 0 E: 0 K: 1 S: 10	H: 2 LOB: 2 BB: 0 P: 11	R: 0 E: 0 K: 1 S: 8	H: 2 LOB: 2 BB: 0 P: 11	1B: 6 2B: 1 3B: 0 HR: 2	SF: 0 SAC: 0 DP: 2 HBP: 1	WP: 0 PB: 0 SB: 1 CS: 0	PA: 36				
PITCHER	IP	WLS	BF	H	R	ER	SO	BB	IBB	HBP	BLK	WP	HR	S	P	ERA	WHIP											
Chad Durbin, R ERA: 4.78	(1, 1)	7.0	W	28	6	2	2	2	1	0	1	0	0	2	70	112	2.57	1.000										
Jason Grimsley, R ERA: 2.59	(8, 1)	1.0	H	4	1	0	0	1	0	0	0	0	0	0	10	20	0.00	1.000										
Roberto Hernandez, R ERA: 4.26	(9, 1)	1.0	S	4	2	0	0	1	0	0	0	0	0	8	11	0.00	2.000											

Cleveland Indians @ Kansas City Royals
Kauffman Stadium, Kansas City, MO

AB 34
R 2
H 9
RBI 2
BB 1
SO 4
LOB 15



Sat Jun 23 2001, 7:05 PM CDT
Att: 29,808 - Sunny - 80 F

Batter	1	2	3	4	5	6	7	8	9	AB	R	H	RBI	BB	SO	LOB	BOTTOM										
Luis Altea, S OBP: 0.309, SLG: 0.353	2-0 SH 29 E 2B		1-0 G3-1		3-2 G1-3			0-1 L5		4	1	1	0	0	0	0											
Rey Sanchez, R OBP: 0.318, SLG: 0.360	0-0 SH 29 E 1B		1-2 G6-3			1-1 F8		1-0 F9		3	1	0	0	0	0	0											
29 Mike Sweeney, R OBP: 0.379, SLG: 0.595	1-2 E7 1B		3-3 K			2-1 PO 1B				3	1	2	1	0	1	0											
Jermaine Dye, R OBP: 0.339, SLG: 0.429	1-3 3H K		2-1 L8			0-1 F3				3	0	0	0	0	1	3											
Joe Randa, R OBP: 0.313, SLG: 0.380	0-1 G3 1B			2-0 F3		0-1 PO		0-1 F8		3	0	1	2	0	0	0											
Carlos Beltrán, S OBP: 0.297, SLG: 0.377	0-2 G3			0-1 F9			4-2 G3 S BB			2	0	0	0	1	0	1											
Raul Ibanez, L OBP: 0.232, SLG: 0.259	0-2 P1			2-1 G6-3			2-0 G3			3	0	0	0	0	0	2											
A.J. Hinch, R OBP: 0.221, SLG: 0.356			1-0 F3			3-2 F7		1-0 F8		3	0	0	0	0	0	1											
Carlos Febles, R OBP: 0.244, SLG: 0.263			0-3 K			1-3 K		2-3 K		3	0	0	0	0	3	0											
Inning Stats	R: 3 E: 2 K: 1 S: 19	H: 3 LOB: 1 BB: 0 P: 25	R: 0 E: 0 K: 1 S: 5	H: 0 LOB: 0 BB: 0 P: 7	R: 0 E: 0 K: 1 S: 10	H: 0 LOB: 0 BB: 0 P: 16	R: 0 E: 0 K: 0 S: 5	H: 0 LOB: 0 BB: 0 P: 9	R: 0 E: 0 K: 1 S: 10	H: 0 LOB: 0 BB: 0 P: 17	R: 0 E: 0 K: 0 S: 7	H: 1 LOB: 0 BB: 0 P: 10	R: 0 E: 0 K: 0 S: 6	H: 0 LOB: 1 BB: 1 P: 13	R: 0 E: 0 K: 1 S: 8	H: 0 LOB: 0 BB: 0 P: 11	R: 0 E: 0 K: 1 S: 8	H: 0 LOB: 0 BB: 0 P: 11	1B: 3 2B: 1 3B: 0 HR: 0	SF: 0 SAC: 1 DP: 0 HBP: 0	WP: 0 PB: 0 SB: 1 CS: 0	PA: 30					
PITCHER	IP	WLS	BF	H	R	ER	SO	BB	IBB	HBP	BLK	WP	HR	S	P	ERA	WHIP										
Dave Burba, R ERA: 5.73	(1, 1)	8.0	L	29	4	3	1	5	1	0	0	0	0	70	108	1.12	0.625										

Cleveland Indians @ Kansas City Royals
Kauffman Stadium, Kansas City, MO

AB 27
R 3
H 4
RBI 3
BB 1
SO 5
LOB 7



Sat Jun 23 2001, 7:05 PM CDT
Att: 29,808 - Sunny - 80 F

Batter	1	2	3	4	5	6	7	8	9	AB	R	H	RBI	BB	SO	LOB	TOP										
Omar Vizquel, S (1, 6) OBP: 0.348, SLG: 0.329	0-0 1B S 1B		1-1 G4-3		2-0 P4	1-0 E S 1B		2-3 K		5	0	2	1	0	1	0	Cleveland Indians @ New York Yankees Yankee Stadium, Bronx, NY Mon Jun 25 2001, 7:05 PM EDT Att: 40,852 - Sunny - 83 F										
Ellis Burks, R (1, 10) OBP: 0.371, SLG: 0.633	1-2 G1-3		0-0 F9			2-3 3-H 1B		1-0 F9		5	1	1	0	0	1	3											
Roberto Alomar, S (1, 4) OBP: 0.419, SLG: 0.517	3-1 1B		3-2 G6-3			E1 1B			2-1 G1-3	4	1	2	0	1	0	0											
Juan Gonzalez, R (1, 9) OBP: 0.379, SLG: 0.604	0-1 F2			4-2 G5-4-3 BB		2B 1B			1-1 G4-3	4	1	1	2	1	0	4											
Travis Fryman, R (1, 5) OBP: 0.422, SLG: 0.357	3-2 F8			0-1 G5-4-3 1-2F		1B 2B			2-0 G5-3	5	1	1	0	0	1	6											
Marty Cordova, R (1, 7) OBP: 0.379, SLG: 0.557		1-0 F8		4-0 BB		1B 2B 1B				3	1	1	1	1	0	0											
Jim Thome, L (1, 3) OBP: 0.395, SLG: 0.598		1-0 F9		0-0 P5		2-3 3-H K			2-1 P5	4	0	0	0	0	1	3											
Einar Diaz, R (1, 2) OBP: 0.367, SLG: 0.442		4-0 BB		0-1 P6		1-3 2-H 1B 1B			0-3 K2-3	3	1	1	1	1	1	0											
Jolbert Cabrera, R (1, 8) OBP: 0.343, SLG: 0.366 Kenny Lofton, L (6, PH) OBP: 0.327, SLG: 0.309 (6, 8)		3-2 F7		0-3 K		1-3 2-H 1B 2B			1-3 K	2	0	0	0	0	1	1											
Inning Stats	R: 0 E: 0 K: 0 S: 11	H: 2 LOB: 2 BB: 0 P: 18	R: 0 E: 0 K: 0 S: 5	H: 0 LOB: 1 BB: 1 P: 14	R: 0 E: 0 K: 0 S: 6	H: 0 LOB: 0 BB: 0 P: 10	R: 0 E: 0 K: 0 S: 8	H: 0 LOB: 1 BB: 2 P: 16	R: 0 E: 0 K: 1 S: 7	H: 0 LOB: 0 BB: 0 P: 9	R: 7 E: 2 K: 3 S: 27	H: 8 LOB: 3 BB: 1 P: 46	R: 0 E: 0 K: 1 S: 6	H: 0 LOB: 0 BB: 0 P: 10	R: 0 E: 0 K: 2 S: 9	H: 0 LOB: 0 BB: 0 P: 13	R: 0 E: 0 K: 0 S: 5	H: 0 LOB: 0 BB: 0 P: 10	1B: 8 2B: 2 3B: 0 HR: 0	SF: 0 SAC: 0 DP: 1 HBP: 0	WP: 0 PB: 0 SB: 2 CS: 0	PA: 41					
PITCHER	IP	WLS	BF	H	R	ER	SO	BB	IBB	HBP	BLK	WP	HR	S	P	ERA	WHIP										
Randy Keister, L (1, 1) ERA: 6.84	5.0	W	23	6	4	4	1	3	0	0	0	0	0	45	79	7.20	1.800										
Jay Witasick, R (6, 1) ERA: 2.21	2.0	H	12	4	3	2	4	1	0	0	0	0	0	25	44	9.00	2.500										
Mike Stanton, L (8, 1) ERA: 1.84	0.2	S	2	0	0	0	2	0	0	0	0	0	0	8	11	0.00	0.000										
42 Mariano Rivera, R (8, 1) ERA: 2.43	1.1	S	4	0	0	0	0	0	0	0	0	0	0	6	12	0.00	0.000										

Batter	1	2	3	4	5	6	7	8	9	AB	R	H	RBI	BB	SO	LOB	BOTTOM										
Chuck Knoblauch, R (1, 7) OBP: 0.342, SLG: 0.344	2-3 K	2-2 2B 1B		0-0 F9		3-2 P9		2-2 E5 2CS		5	1	1	1	0	1	0	Cleveland Indians @ New York Yankees Yankee Stadium, Bronx, NY Mon Jun 25 2001, 7:05 PM EDT Att: 40,852 - Sunny - 83 F										
Derek Jeter, R (1, 6) OBP: 0.370, SLG: 0.407	4-1 FC6-4 BB	2-1 1B 1B		1-1 1B SF8 1B		3-3 K		2-3 K 1-2		4	2	2	1	1	2	1											
Bernie Williams, S (1, 8) OBP: 0.389, SLG: 0.518	2-0 F8	0-0 1B 1B		2-2 S 1B		0-2 F8				4	0	2	0	0	0	1											
Shane Spencer, R (1, 9) OBP: 0.286, SLG: 0.548	0-2 FC6-4 1-2F	0-0 1B		3-2 SF8		0-1 HR 1B				3	1	2	2	0	0	1											
20 Jorge Posada, S (1, 3) OBP: 0.389, SLG: 0.540 (8, 2)		2-3 1B G3		1-2 3-H 4-0 IBB		3-3 K 1-2				3	0	1	0	1	1	3											
Todd Greene, R (1, 2) OBP: 0.310, SLG: 0.462 Tino Martinez, L (7, PH) OBP: 0.305, SLG: 0.407 (8, 3)		1-1 G5-4-3 1-2F		0-2 F7		0-0 F9				3	0	0	0	0	0	3											
Scott Brosius, R (1, 5) OBP: 0.358, SLG: 0.477		1-0 HR		0-0 F9		2-3 K				4	1	1	1	0	1	0											
Alfonso Soriano, R (1, 10) OBP: 0.311, SLG: 0.396		0-2 2B 2B		3-2 1B		2-3 K				4	1	2	0	0	2	0											
Enrique Wilson, S (1, 4) OBP: 0.200, SLG: 0.235		2-0 1B 2B		2-2 G1-3		3-1 P6				4	1	1	1	0	1	1											
Inning Stats	R: 0 E: 0 K: 1 S: 10	H: 0 LOB: 1 BB: 1 P: 18	R: 5 E: 0 K: 0 S: 19	H: 8 LOB: 2 BB: 0 P: 31	R: 0 E: 0 K: 0 S: 12	H: 1 LOB: 1 BB: 0 P: 16	R: 1 E: 0 K: 0 S: 10	H: 2 LOB: 2 BB: 1 P: 20	R: 0 E: 0 K: 2 S: 8	H: 0 LOB: 0 BB: 0 P: 15	R: 0 E: 0 K: 1 S: 10	H: 0 LOB: 0 BB: 0 P: 16	R: 2 E: 0 K: 2 S: 15	H: 2 LOB: 0 BB: 0 P: 22	R: 0 E: 1 K: 2 S: 11	H: 0 LOB: 0 BB: 0 P: 16	R: 0 E: 0 K: 0 S: 5	H: 0 LOB: 0 BB: 0 P: 10	1B: 9 2B: 2 3B: 0 HR: 2	SF: 1 SAC: 0 DP: 1 HBP: 0	WP: 0 PB: 0 SB: 3 CS: 1	PA: 38					
PITCHER	IP	WLS	BF	H	R	ER	SO	BB	IBB	HBP	BLK	WP	HR	S	P	ERA	WHIP										
Chuck Finley, L (1, 1) ERA: 6.45	3.1	W	21	11	6	6	1	1	0	0	0	0	0	47	74	16.20	3.600										
David Riske, R (4, 1) ERA:	2.2	L	9	0	0	0	3	0	1	0	0	0	0	22	42	0.00	0.000										
37 Jake Westbrook, R (7, 1) ERA: 3.24	0.1	H	2	1	1	1	1	0	0	0	0	0	0	5	8	27.00	3.000										
Ricardo Rincon, L (7, 1) ERA: 3.48	0.0	L	1	1	1	1	0	0	0	0	0	0	1	2	4	∞	∞										
Roy Smith, R (7, 1) ERA: 3.38	1.2	S	5	0	0	0	3	0	0	0	0	0	0	19	26	0.00	0.000										

AB	37
R	7
H	10
RBI	6
BB	4
SO	7
LOB	17

AB	35
R	8
H	13
RBI	8
BB	2
SO	8
LOB	10

Batter	1	2	3	4	5	6	7	8	9	AB	R	H	RBI	BB	SO	LOB	TOP								
Omar Vizquel, S OBP: 0.349, SLG: 0.330	2-2 CS 1B		1-0 G1-3		3-2 FC4-6 1B		0-3 K		2-3 K	5	0	2	0	0	2	0	Cleveland Indians @ New York Yankees Yankee Stadium, Bronx, NY Tue Jun 26 2001, 7:05 PM EDT Att: 40,346 - Sunny - 84 F								
Ellis Burks, R OBP: 0.366, SLG: 0.629	0-0 F9		0-2		1-2 FC4-6 HR		1-0 F9		2-2 G5-3	5	1	1	0	0	0	2									
Roberto Alomar, S OBP: 0.423, SLG: 0.527	4-0 S BB		0-1 G4-3		1-1 HR		4-1 BB			2	1	1	2	2	0	1									
Juan Gonzalez, R OBP: 0.377, SLG: 0.597 Jolbert Cabrera, R OBP: 0.343, SLG: 0.366	3-3 K				1-1 F9		2-2 F7		4-2 CS BB	3	0	0	0	0	1	1									
Jim Thome, L OBP: 0.396, SLG: 0.595			1-0 G6-3		4-2 BB		1-3 K		0-0 G1-3 G5-3 1B	3	0	1	0	1	1	0									
Travis Fryman, R OBP: 0.414, SLG: 0.342			4-1 BB		1-2 P4		1-3 K		1-2 G5-3	3	0	0	0	1	1	2									
Kenny Lofton, L OBP: 0.326, SLG: 0.323			3-1 P5		2-2 G3		3-2 HR		0-0 G1-3	4	1	1	1	0	0	3									
Russell Branyan, L OBP: 0.317, SLG: 0.515			1-2 L8		4-1 HR BB		1-3 K		0-3 K	3	1	0	0	1	2	2									
Einar Diaz, R OBP: 0.365, SLG: 0.454			1-3 K		2-1 HR		0-0 P4		0-1 P4	4	1	1	2	0	1	0									
Inning Stats	R: 0 E: 0 K: 1 S: 7	H: 1 LOB: 1 BB: 1 P: 16	R: 0 E: 0 K: 0 S: 7	H: 0 LOB: 1 BB: 1 P: 16	R: 0 E: 0 K: 1 S: 9	H: 1 LOB: 1 BB: 0 P: 11	R: 0 E: 0 K: 0 S: 10	H: 0 LOB: 1 BB: 1 P: 18	R: 4 E: 0 K: 1 S: 22	H: 3 LOB: 0 BB: 1 P: 36	R: 1 E: 0 K: 2 S: 13	H: 1 LOB: 0 BB: 0 P: 18	R: 0 E: 0 K: 1 S: 9	H: 1 LOB: 1 BB: 0 P: 20	R: 0 E: 0 K: 1 S: 8	H: 1 LOB: 1 BB: 0 P: 9	R: 0 E: 0 K: 1 S: 8	H: 0 LOB: 0 BB: 0 P: 12	1B: 3 2B: 1 3B: 0 HR: 3	SF: 0 SAC: 0 DP: 0 HBP: 0	WP: 0 PB: 0 SB: 1 CS: 2	PA: 39			
PITCHER	IP	WLS	BF	H	R	ER	SO	BB	IBB	HBP	BLK	WP	HR	S	P	ERA	WHIP								
65 Adrian Hernandez, R ERA: 4.5	4.1	L	21	5	4	4	2	4	0	0	0	0	2	46	85	8.31	2.077								
Ramiro Mendoza, R ERA: 5.16	2.1		10	1	1	1	4	2	0	0	0	0	1	30	47	3.86	1.286								
Randy Choate, L ERA: 3.48	1.1		4	1	0	0	1	0	0	0	0	0	0	9	12	0.00	0.750								
Brian Boehringer, R ERA: 3.21	1.0		3	0	0	0	1	0	0	0	0	0	0	8	12	0.00	0.000								

Batter	1	2	3	4	5	6	7	8	9	AB	R	H	RBI	BB	SO	LOB	BOTTOM								
Chuck Knoblauch, R OBP: 0.342, SLG: 0.348	1-0 F9		3-2 G6-3		0-1 G4-6-3 1B		0-2 G4-3 2B		0-3 K	5	0	2	0	0	1	0	Cleveland Indians @ New York Yankees Yankee Stadium, Bronx, NY Tue Jun 26 2001, 7:05 PM EDT Att: 40,346 - Sunny - 84 F								
2 Derek Jeter, R OBP: 0.397, SLG: 0.403	0-0 1B		2-3 K		2-1 G4-6-3 1-2		0-0 F9		3-3 K	5	1	1	0	0	2	3									
Bernie Williams, S OBP: 0.393, SLG: 0.517	2-0 20 1B		3-1 1B		0-0 G3		4-2 G4-3 BB		2-1 F9	4	1	2	0	1	0	0									
Tino Martinez, L OBP: 0.302, SLG: 0.401	0-3 K		1-0 F7		1-3 K		1-0 G4-3			4	0	0	1	0	2	5									
20 Jorge Posada, S OBP: 0.395, SLG: 0.541	3-2 FC5 1B		2-1 F8		1-0 BB		4-2 BB			3	0	2	1	1	0	1									
Paul O'Neill, L OBP: 0.319, SLG: 0.430	1-0 FC5 1B		0-0 F9		4-2 BB		0-0 F3			3	0	1	1	1	0	3									
Shane Spencer, R OBP: 0.256, SLG: 0.486	1-2 FC5 1B		1-2 F8		2-1 F9		2-2 F8			4	0	0	0	0	0	4									
Scott Brosius, R OBP: 0.357, SLG: 0.474			3-2 F7		2-2 1B		1-0 L4		0-0 F9	4	0	1	0	0	0	2									
Alfonso Soriano, R OBP: 0.310, SLG: 0.393			0-2 F7		0-1 G1-3		1-0 2B G4-3 1B		2-2 G5-3	4	1	1	0	0	0	1									
Inning Stats	R: 2 E: 0 K: 1 S: 12	H: 4 LOB: 2 BB: 0 P: 19	R: 0 E: 0 K: 0 S: 10	H: 0 LOB: 0 BB: 0 P: 16	R: 0 E: 0 K: 1 S: 8	H: 1 LOB: 1 BB: 0 P: 16	R: 0 E: 0 K: 0 S: 9	H: 1 LOB: 1 BB: 0 P: 12	R: 0 E: 0 K: 0 S: 5	H: 1 LOB: 0 BB: 0 P: 7	R: 1 E: 0 K: 0 S: 12	H: 2 LOB: 3 BB: 2 P: 22	R: 0 E: 0 K: 0 S: 7	H: 0 LOB: 0 BB: 0 P: 11	R: 0 E: 0 K: 2 S: 8	H: 0 LOB: 0 BB: 0 P: 13	1B: 9 2B: 1 3B: 0 HR: 0	SF: 0 SAC: 0 DP: 1 HBP: 0	WP: 0 PB: 0 SB: 0 CS: 0	PA: 39					
PITCHER	IP	WLS	BF	H	R	ER	SO	BB	IBB	HBP	BLK	WP	HR	S	P	ERA	WHIP								
Charles Nagy, R ERA: 5.32	5.1	W	23	8	2	2	3	0	0	0	0	0	0	48	76	3.38	1.500								
Rich Rodriguez, L ERA: 4.24	0.0		1	0	0	0	0	1	0	0	0	0	0	4	8	∞	∞								
Roy Smith, R ERA: 4.0	1.0	H	5	2	1	1	0	0	0	0	0	0	0	8	12	9.00	2.000								
Ricardo Rincon, L ERA: 3.38	0.2	H	4	0	0	0	0	2	0	0	0	0	0	7	16	0.00	3.000								
Bob Wickman, R ERA: 2.93	1.0	H	3	0	0	0	0	0	0	0	0	0	0	7	11	0.00	0.000								

Batter	1	2	3	4	5	6	7	8	9	AB	R	H	RBI	BB	SO	LOB	TOP									
Kenny Lofton, L OBP: 0.323, SLG: 0.335 (1, 8)										5	1	1	2	0	1	3	Cleveland Indians @ New York Yankees Yankee Stadium, Bronx, NY Wed Jun 27 2001, 1:05 PM EDT Att: 45,539 - Sunny - 89 F									
Omar Vizquel, S OBP: 0.345, SLG: 0.325 Tim Laker, R OBP: 0.200, SLG: 0.200 (7, 2)										4	0	0	0	0	1	2										
Roberto Alomar, S OBP: 0.422, SLG: 0.525 Jolbert Cabrera, R OBP: 0.338, SLG: 0.360 (6, 4)										3	0	1	0	0	0	0										
Ellis Burks, R OBP: 0.368, SLG: 0.622 (1, 10)										4	1	1	0	1	1	0										
Jim Thome, L OBP: 0.396, SLG: 0.587 (1, 3)										3	1	0	0	2	1	4										
Travis Fryman, R OBP: 0.411, SLG: 0.342 Wil Cordero, R OBP: 0.400, SLG: 0.451 (6, 7)										3	1	1	0	0	0	2										
Marty Cordova, R OBP: 0.376, SLG: 0.551 (1, 9)										4	0	1	1	0	2	5										
Russell Branyan, L OBP: 0.316, SLG: 0.510 (6, 5)										4	0	1	0	0	1	5										
Einar Diaz, R OBP: 0.372, SLG: 0.460 (7, 4)										4	1	3	2	0	0	0										
Inning Stats	R: 0 E: 0 K: 1 S: 10	H: 1 LOB: 2 BB: 1 P: 19	R: 0 E: 0 K: 0 S: 8	H: 0 LOB: 0 BB: 0 P: 11	R: 2 E: 0 K: 0 S: 10	H: 2 LOB: 0 BB: 0 P: 15	R: 2 E: 0 K: 1 S: 17	H: 3 LOB: 2 BB: 1 P: 25	R: 1 E: 1 K: 0 S: 13	H: 1 LOB: 3 BB: 1 P: 21	R: 0 E: 0 K: 1 S: 10	H: 0 LOB: 0 BB: 0 P: 14	R: 0 E: 1 K: 3 S: 17	H: 1 LOB: 3 BB: 1 P: 31	R: 0 E: 0 K: 1 S: 8	H: 1 LOB: 1 BB: 0 P: 11		R: 0 E: 0 K: 1 S: 9	H: 0 LOB: 0 BB: 0 P: 15	1B: 8 2B: 0 3B: 0 HR: 1	SF: 0 SAC: 0 DP: 0 HBP: 0	WP: 0 PB: 0 SB: 0 CS: 0	PA: 42			
PITCHER	IP	WLS	BF	H	R	ER	SO	BB	IBB	HBP	BLK	WP	HR	S	P	ERA	WHIP									
35 Mike Mussina, R ERA: 3.69	(1, 1)	6.0	W	29	7	5	4	3	3	0	0	0	0	1	68	105	6.00	1.667								
Jay Witasick, R ERA: 2.16	(7, 1)	1.0		6	1	0	0	3	1	0	0	0	0	0	17	31	0.00	2.000								
Brian Boehringer, R ERA: 3.12	(8, 1)	1.0		4	1	0	0	1	0	0	0	0	0	0	8	11	0.00	1.000								
Randy Choate, L ERA: 3.32	(9, 1)	1.0		3	0	0	0	1	0	0	0	0	0	0	9	15	0.00	0.000								

Batter	1	2	3	4	5	6	7	8	9	AB	R	H	RBI	BB	SO	LOB	BOTTOM									
Chuck Knoblauch, R OBP: 0.337, SLG: 0.342 (1, 10)										5	1	0	0	0	1	2	Cleveland Indians @ New York Yankees Yankee Stadium, Bronx, NY Wed Jun 27 2001, 1:05 PM EDT Att: 45,539 - Sunny - 89 F									
2 Derek Jeter, R OBP: 0.371, SLG: 0.407 Enrique Wilson, S OBP: 0.199, SLG: 0.234 (8, FH)										5	2	3	1	0	0	0										
Bernie Williams, S OBP: 0.396, SLG: 0.521 Clay Bellinger, R OBP: 0.045, SLG: 0.045 (8, 8)										4	3	2	1	1	0	2										
Tino Martinez, L OBP: 0.309, SLG: 0.425 (1, 3)										5	3	4	5	0	0	0										
20 Jorge Posada, S OBP: 0.400, SLG: 0.541 Todd Greene, R OBP: 0.300, SLG: 0.444 (7, 2)										2	2	1	0	2	1	1										
Shane Spencer, R OBP: 0.318, SLG: 0.600 (1, 7)										5	2	4	4	0	1	2										
Paul O'Neill, L OBP: 0.432, SLG: 0.432 Darren Bragg, L OBP: 0.318, SLG: 0.377 (6, PR)										3	0	1	2	1	0	1										
Scott Brosius, R OBP: 0.361, SLG: 0.472 (1, 5)										3	1	1	0	2	1	3										
Alfonso Soriano, R OBP: 0.308, SLG: 0.388 (1, 4)										4	1	0	0	1	0	4										
Inning Stats	R: 3 E: 0 K: 1 S: 19	H: 3 LOB: 1 BB: 1 P: 30	R: 3 E: 1 K: 1 S: 17	H: 2 LOB: 2 BB: 3 P: 32	R: 0 E: 0 K: 0 S: 7	H: 1 LOB: 0 BB: 0 P: 9	R: 5 E: 0 K: 0 S: 23	H: 6 LOB: 1 BB: 0 P: 31	R: 3 E: 1 K: 1 S: 17	H: 3 LOB: 2 BB: 2 P: 36	R: 0 E: 0 K: 1 S: 8	H: 0 LOB: 0 BB: 0 P: 12	R: 0 E: 0 K: 1 S: 6	H: 0 LOB: 0 BB: 0 P: 6	R: 1 E: 1 K: 1 S: 14	H: 2 LOB: 2 BB: 1 P: 23		1B: 10 2B: 5 3B: 0 HR: 2	SF: 0 SAC: 1 DP: 2 HBP: 0	WP: 0 PB: 0 SB: 1 CS: 0	PA: 47					
PITCHER	IP	WLS	BF	H	R	ER	SO	BB	IBB	HBP	BLK	WP	HR	S	P	ERA	WHIP									
CC Sabathia, L ERA: 4.79	(1, 1)	1.0	L	10	3	6	4	1	3	0	0	0	0	1	27	46	36.00	6.000								
Steve Woodard, R ERA: 4.01	(2, 1)	3.2		20	10	6	6	1	1	0	0	0	0	1	44	65	14.73	3.000								
Rich Rodriguez, L ERA: 4.42	(5, 1)	1.1		8	2	2	1	2	2	0	0	0	0	0	20	39	6.75	3.000								
Ricardo Rincon, L ERA: 3.22	(7, 1)	1.0		3	0	0	0	1	0	0	0	0	0	0	6	6	0.00	0.000								
Roy Smith, R ERA: 4.5	(8, 1)	1.0		6	2	1	1	1	1	0	0	0	0	1	14	23	9.00	3.000								

Batter	1	2	3	4	5	6	7	8	9	AB	R	H	RBI	BB	SO	LOB	TOP						
Luis Altea, S OBP: 0.333, SLG: 0.379										4	0	1	1	2	1	4							
Rey Sanchez, R OBP: 0.314, SLG: 0.350										6	2	2	1	0	0	3							
29 Mike Sweeney, R OBP: 0.394, SLG: 0.645										5	3	3	2	1	1	1							
Joe Randa, R OBP: 0.316, SLG: 0.392										6	1	1	2	0	0	3							
Jermaine Dye, R OBP: 0.341, SLG: 0.436										6	1	2	0	0	1	1							
Raul Ibanez, L OBP: 0.333, SLG: 0.413										2	3	1	3	3	0	0							
Andy Chavez, L OBP: 0.247, SLG: 0.243										0	0	0	0	0	0	0							
Carlos Beltrán, S OBP: 0.313, SLG: 0.438										5	1	2	4	0	2	2							
Brent Mayne, L OBP: 0.373, SLG: 0.370										5	0	1	0	0	1	1							
Donnie Sadler, R OBP: 0.289, SLG: 0.284										3	2	2	0	2	0	0							
Inning Stats	R: 5 E: 0 K: 1 S: 21	H: 6 LOB: 2 BB: 1 P: 35	R: 3 E: 0 K: 1 S: 9	H: 3 LOB: 1 BB: 1 P: 16	R: 0 E: 0 K: 0 S: 13	H: 0 LOB: 2 BB: 2 P: 28	R: 2 E: 0 K: 1 S: 13	H: 1 LOB: 2 BB: 1 P: 26	R: 1 E: 0 K: 0 S: 10	H: 2 LOB: 2 BB: 1 P: 23	R: 0 E: 0 K: 0 S: 7	H: 0 LOB: 0 BB: 0 P: 11	R: 1 E: 0 K: 0 S: 8	H: 2 LOB: 1 BB: 0 P: 12	R: 0 E: 0 K: 2 S: 15	H: 0 LOB: 0 BB: 0 P: 20	1B: 8 2B: 3 3B: 1 HR: 3	SF: 0 SAC: 0 DP: 0 HBP: 0	WP: 0 PB: 0 SB: 4 CS: 0	PA: 50			
PITCHER	IP WLS BF H R ER SO BB IBB HBP BLK WP HR S P ERA WHIP	IP WLS BF H R ER SO BB IBB HBP BLK WP HR S P ERA WHIP	IP WLS BF H R ER SO BB IBB HBP BLK WP HR S P ERA WHIP	IP WLS BF H R ER SO BB IBB HBP BLK WP HR S P ERA WHIP	IP WLS BF H R ER SO BB IBB HBP BLK WP HR S P ERA WHIP	IP WLS BF H R ER SO BB IBB HBP BLK WP HR S P ERA WHIP	IP WLS BF H R ER SO BB IBB HBP BLK WP HR S P ERA WHIP	IP WLS BF H R ER SO BB IBB HBP BLK WP HR S P ERA WHIP	IP WLS BF H R ER SO BB IBB HBP BLK WP HR S P ERA WHIP	IP WLS BF H R ER SO BB IBB HBP BLK WP HR S P ERA WHIP	IP WLS BF H R ER SO BB IBB HBP BLK WP HR S P ERA WHIP	IP WLS BF H R ER SO BB IBB HBP BLK WP HR S P ERA WHIP	IP WLS BF H R ER SO BB IBB HBP BLK WP HR S P ERA WHIP	IP WLS BF H R ER SO BB IBB HBP BLK WP HR S P ERA WHIP	IP WLS BF H R ER SO BB IBB HBP BLK WP HR S P ERA WHIP	IP WLS BF H R ER SO BB IBB HBP BLK WP HR S P ERA WHIP	IP WLS BF H R ER SO BB IBB HBP BLK WP HR S P ERA WHIP	IP WLS BF H R ER SO BB IBB HBP BLK WP HR S P ERA WHIP	IP WLS BF H R ER SO BB IBB HBP BLK WP HR S P ERA WHIP	IP WLS BF H R ER SO BB IBB HBP BLK WP HR S P ERA WHIP	IP WLS BF H R ER SO BB IBB HBP BLK WP HR S P ERA WHIP		
Charles Nagy, R ERA: 7.66	1.0 L 12 8 7 7 1 1 0 0 0 0 1 23 38 63.00 9.000	1.0 W 20 4 4 4 2 4 1 0 0 0 2 42 79 9.82 2.182	1.0 6 1 1 1 1 2 0 0 0 0 0 12 23 9.00 3.000	0.1 1 0 0 0 0 0 0 0 0 0 0 3 6 0.00 0.000	1.0 3 0 0 0 0 0 0 0 0 0 0 7 11 0.00 0.000	1.0 5 2 1 1 0 0 0 0 0 0 0 0 2 0 0.00 0.000	1.0 3 0 0 0 0 2 0 0 0 0 0 0 0 0 0.00 0.000	1.0 3 0 0 0 0 0 0 0 0 0 0 0 0 0 0.00 0.000	1.0 3 0 0 0 0 0 0 0 0 0 0 0 0 0 0.00 0.000	1.0 3 0 0 0 0 0 0 0 0 0 0 0 0 0 0.00 0.000	1.0 3 0 0 0 0 0 0 0 0 0 0 0 0 0 0.00 0.000	1.0 3 0 0 0 0 0 0 0 0 0 0 0 0 0 0.00 0.000	1.0 3 0 0 0 0 0 0 0 0 0 0 0 0 0 0.00 0.000	1.0 3 0 0 0 0 0 0 0 0 0 0 0 0 0 0.00 0.000	1.0 3 0 0 0 0 0 0 0 0 0 0 0 0 0 0.00 0.000	1.0 3 0 0 0 0 0 0 0 0 0 0 0 0 0 0.00 0.000	1.0 3 0 0 0 0 0 0 0 0 0 0 0 0 0 0.00 0.000	1.0 3 0 0 0 0 0 0 0 0 0 0 0 0 0 0.00 0.000	1.0 3 0 0 0 0 0 0 0 0 0 0 0 0 0 0.00 0.000	1.0 3 0 0 0 0 0 0 0 0 0 0 0 0 0 0.00 0.000	1.0 3 0 0 0 0 0 0 0 0 0 0 0 0 0 0.00 0.000	1.0 3 0 0 0 0 0 0 0 0 0 0 0 0 0 0.00 0.000	
Ricardo Rincon, L ERA: 3.2	1.0 5 2 1 1 0 0 0 0 0 0 0 0 0 0 0.00 0.000	1.0 3 0 0 0 0 2 0 0 0 0 0 0 0 0 0.00 0.000	1.0 3 0 0 0 0 0 0 0 0 0 0 0 0 0 0.00 0.000	1.0 3 0 0 0 0 0 0 0 0 0 0 0 0 0 0.00 0.000	1.0 3 0 0 0 0 0 0 0 0 0 0 0 0 0 0.00 0.000	1.0 3 0 0 0 0 0 0 0 0 0 0 0 0 0 0.00 0.000	1.0 3 0 0 0 0 0 0 0 0 0 0 0 0 0 0.00 0.000	1.0 3 0 0 0 0 0 0 0 0 0 0 0 0 0 0.00 0.000	1.0 3 0 0 0 0 0 0 0 0 0 0 0 0 0 0.00 0.000	1.0 3 0 0 0 0 0 0 0 0 0 0 0 0 0 0.00 0.000	1.0 3 0 0 0 0 0 0 0 0 0 0 0 0 0 0.00 0.000	1.0 3 0 0 0 0 0 0 0 0 0 0 0 0 0 0.00 0.000	1.0 3 0 0 0 0 0 0 0 0 0 0 0 0 0 0.00 0.000	1.0 3 0 0 0 0 0 0 0 0 0 0 0 0 0 0.00 0.000	1.0 3 0 0 0 0 0 0 0 0 0 0 0 0 0 0.00 0.000	1.0 3 0 0 0 0 0 0 0 0 0 0 0 0 0 0.00 0.000	1.0 3 0 0 0 0 0 0 0 0 0 0 0 0 0 0.00 0.000	1.0 3 0 0 0 0 0 0 0 0 0 0 0 0 0 0.00 0.000	1.0 3 0 0 0 0 0 0 0 0 0 0 0 0 0 0.00 0.000	1.0 3 0 0 0 0 0 0 0 0 0 0 0 0 0 0.00 0.000	1.0 3 0 0 0 0 0 0 0 0 0 0 0 0 0 0.00 0.000	1.0 3 0 0 0 0 0 0 0 0 0 0 0 0 0 0.00 0.000	1.0 3 0 0 0 0 0 0 0 0 0 0 0 0 0 0.00 0.000
John Rocker, L ERA: 2.83	1.0 3 0 0 0 0 0 0 0 0 0 0 0 0 0 0.00 0.000	1.0 3 0 0 0 0 0 0 0 0 0 0 0 0 0 0.00 0.000	1.0 3 0 0 0 0 0 0 0 0 0 0 0 0 0 0.00 0.000	1.0 3 0 0 0 0 0 0 0 0 0 0 0 0 0 0.00 0.000	1.0 3 0 0 0 0 0 0 0 0 0 0 0 0 0 0.00 0.000	1.0 3 0 0 0 0 0 0 0 0 0 0 0 0 0 0.00 0.000	1.0 3 0 0 0 0 0 0 0 0 0 0 0 0 0 0.00 0.000	1.0 3 0 0 0 0 0 0 0 0 0 0 0 0 0 0.00 0.000	1.0 3 0 0 0 0 0 0 0 0 0 0 0 0 0 0.00 0.000	1.0 3 0 0 0 0 0 0 0 0 0 0 0 0 0 0.00 0.000	1.0 3 0 0 0 0 0 0 0 0 0 0 0 0 0 0.00 0.000	1.0 3 0 0 0 0 0 0 0 0 0 0 0 0 0 0.00 0.000	1.0 3 0 0 0 0 0 0 0 0 0 0 0 0 0 0.00 0.000	1.0 3 0 0 0 0 0 0 0 0 0 0 0 0 0 0.00 0.000	1.0 3 0 0 0 0 0 0 0 0 0 0 0 0 0 0.00 0.000	1.0 3 0 0 0 0 0 0 0 0 0 0 0 0 0 0.00 0.000	1.0 3 0 0 0 0 0 0 0 0 0 0 0 0 0 0.00 0.000	1.0 3 0 0 0 0 0 0 0 0 0 0 0 0 0 0.00 0.000	1.0 3 0 0 0 0 0 0 0 0 0 0 0 0 0 0.00 0.000	1.0 3 0 0 0 0 0 0 0 0 0 0 0 0 0 0.00 0.000	1.0 3 0 0 0 0 0 0 0 0 0 0 0 0 0 0.00 0.000	1.0 3 0 0 0 0 0 0 0 0 0 0 0 0 0 0.00 0.000	1.0 3 0 0 0 0 0 0 0 0 0 0 0 0 0 0.00 0.000
Batter	1	2	3	4	5	6	7	8	9	AB	R	H	RBI	BB	SO	LOB	BOTTOM						
Kenny Lofton, L OBP: 0.319, SLG: 0.344										4	1	1	0	0	0	0							
Omar Vizquel, S OBP: 0.339, SLG: 0.320										5	1	1	1	0	0	2							
Roberto Alomar, S OBP: 0.429, SLG: 0.537										4	2	3	3	1	0	0							
Juan Gonzalez, R OBP: 0.380, SLG: 0.620										5	1	2	1	0	2	2							
Ellis Burks, R OBP: 0.372, SLG: 0.607										2	3	1	0	3	0	1							
Jim Thome, L OBP: 0.399, SLG: 0.611										5	1	3	4	0	1	2							
Travis Fryman, R OBP: 0.398, SLG: 0.337										5	0	1	0	0	0	2							
Russell Branyan, L OBP: 0.318, SLG: 0.505										4	1	1	1	1	1	2							
Tim Laker, R OBP: 0.222, SLG: 0.125										3	1	0	0	1	0	3							
Marty Cordova, R OBP: 0.370, SLG: 0.534										1	0	0	0	0	0	0							
Inning Stats	R: 4 E: 1 K: 0 S: 23	H: 6 LOB: 2 BB: 0 P: 36	R: 0 E: 0 K: 0 S: 6	H: 0 LOB: 0 BB: 0 P: 9	R: 0 E: 0 K: 0 S: 8	H: 2 LOB: 1 BB: 0 P: 12	R: 2 E: 0 K: 1 S: 10	H: 1 LOB: 2 BB: 1 P: 23	R: 2 E: 0 K: 1 S: 9	H: 1 LOB: 0 BB: 1 P: 18	R: 0 E: 0 K: 1 S: 12	H: 0 LOB: 1 BB: 1 P: 23	R: 1 E: 0 K: 0 S: 11	H: 1 LOB: 1 BB: 1 P: 22	R: 2 E: 0 K: 1 S: 10	H: 2 LOB: 1 BB: 1 P: 18	R: 0 E: 0 K: 0 S: 9	H: 0 LOB: 0 BB: 0 P: 12	1B: 10 2B: 1 3B: 1 HR: 1	SF: 0 SAC: 1 DP: 1 HBP: 0	WP: 4 PB: 1 SB: 1 CS: 0	PA: 45	
PITCHER	IP WLS BF H R ER SO BB IBB HBP BLK WP HR S P ERA WHIP	IP WLS BF H R ER SO BB IBB HBP BLK WP HR S P ERA WHIP	IP WLS BF H R ER SO BB IBB HBP BLK WP HR S P ERA WHIP	IP WLS BF H R ER SO BB IBB HBP BLK WP HR S P ERA WHIP	IP WLS BF H R ER SO BB IBB HBP BLK WP HR S P ERA WHIP	IP WLS BF H R ER SO BB IBB HBP BLK WP HR S P ERA WHIP	IP WLS BF H R ER SO BB IBB HBP BLK WP HR S P ERA WHIP	IP WLS BF H R ER SO BB IBB HBP BLK WP HR S P ERA WHIP	IP WLS BF H R ER SO BB IBB HBP BLK WP HR S P ERA WHIP	IP WLS BF H R ER SO BB IBB HBP BLK WP HR S P ERA WHIP	IP WLS BF H R ER SO BB IBB HBP BLK WP HR S P ERA WHIP	IP WLS BF H R ER SO BB IBB HBP BLK WP HR S P ERA WHIP	IP WLS BF H R ER SO BB IBB HBP BLK WP HR S P ERA WHIP	IP WLS BF H R ER SO BB IBB HBP BLK WP HR S P ERA WHIP	IP WLS BF H R ER SO BB IBB HBP BLK WP HR S P ERA WHIP	IP WLS BF H R ER SO BB IBB HBP BLK WP HR S P ERA WHIP	IP WLS BF H R ER SO BB IBB HBP BLK WP HR S P ERA WHIP	IP WLS BF H R ER SO BB IBB HBP BLK WP HR S P ERA WHIP	IP WLS BF H R ER SO BB IBB HBP BLK WP HR S P ERA WHIP	IP WLS BF H R ER SO BB IBB HBP BLK WP HR S P ERA WHIP	IP WLS BF H R ER SO BB IBB HBP BLK WP HR S P ERA WHIP		
Dan Reichert, R ERA: 4.95	4.0 W 24 10 8 8 1 3 0 0 0 0 2 0 29 55 3.00 1.000	3.0 W 12 1 1 1 1 2 2 0 0 0 0 2 0 29 55 3.00 1.000	0.1 3 2 2 2 0 0 0 0 0 0 0 0 5 7 54.00 6.000	1.2 S 6 0 0 0 0 1 1 0 0 0 0 0 0 14 23 0.00 0.600	1.2 S 6 0 0 0 0 1 1 0 0 0 0 0 0 14 23 0.00 0.600	1.2 S 6 0 0 0 0 1 1 0 0 0 0 0 0 14 23 0.00 0.600	1.2 S 6 0 0 0 0 1 1 0 0 0 0 0 0 14 23 0.00 0.600	1.2 S 6 0 0 0 0 1 1 0 0 0 0 0 0 14 23 0.00 0.600	1.2 S 6 0 0 0 0 1 1 0 0 0 0 0 0 14 23 0.00 0.600	1.2 S 6 0 0 0 0 1 1 0 0 0 0 0 0 14 23 0.00 0.600	1.2 S 6 0 0 0 0 1 1 0 0 0 0 0 0 14 23 0.00 0.600	1.2 S 6 0 0 0 0 1 1 0 0 0 0 0 0 14 23 0.00 0.600	1.2 S 6 0 0 0 0 1 1 0 0 0 0 0 0 14 23 0.00 0.600	1.2 S 6 0 0 0 0 1 1 0 0 0 0 0 0 14 23 0.00 0.600	1.2 S 6 0 0 0 0 1 1 0 0 0 0 0 0 14 23 0.00 0.600	1.2 S 6 0 0 0 0 1 1 0 0 0 0 0 0 14 23 0.00 0.600	1.2 S 6 0 0 0 0 1 1 0 0 0 0 0 0 14 23 0.00 0.600	1.2 S 6 0 0 0 0 1 1 0 0 0 0 0 0 14 23 0.00 0.600	1.2 S 6 0 0 0 0 1 1 0 0 0 0 0 0 14 23 0.00 0.600	1.2 S 6 0 0 0 0 1 1 0 0 0 0 0 0 14 23 0.00 0.600	1.2 S 6 0 0 0 0 1 1 0 0 0 0 0 0 14 23 0.00 0.600	1.2 S 6 0 0 0 0 1 1 0 0 0 0 0 0 14 23 0.00 0.600	1.2 S 6 0 0 0 0 1 1 0 0 0 0 0 0 14 23 0.00 0.600
Blake Stein, R ERA: 5.59	3.0 W 12 1 1 1 1 2 2 0 0 0 0 2 0 29 55 3.00 1.000	3.0 W 12 1 1 1 1 2 2 0 0 0 0 2 0 29 55 3.00 1.000	0.1 3 2 2 2 0 0 0 0 0 0 0 0 0 5 7 54.00 6.000	1.2 S 6 0 0 0 0 1 1 0 0 0 0 0 0 14 23 0.00 0.600	1.2 S 6 0 0 0 0 1 1 0 0 0 0 0 0 14 23 0.00 0.600	1.2 S 6 0 0 0 0 1 1 0 0 0 0 0 0 14 23 0.00 0.600	1.2 S 6 0 0 0 0 1 1 0 0 0 0 0 0 14 23 0.00 0.600	1.2 S 6 0 0 0 0 1 1 0 0 0															

Batter	1	2	3	4	5	6	7	8	9	AB	R	H	RBI	BB	SO	LOB	TOP																					
Luis Alica, S OBP: 0.328, SLG: 0.372 (1, 4)	F3			F8	G6-3			K		4	0	0	0	0	1	1	Kansas City Royals @ Cleveland Indians Jacobs Field, Cleveland, OH Mon Jul 02 2001, 7:05 PM EDT Att: 40,248 - Sunny - 66 F																					
Rey Sanchez, R OBP: 0.317, SLG: 0.352 (1, 6)	G6-3			G6-3		WP 1B		29 2B 1B		4	1	2	0	0	0	0																						
29 Mike Sweeney, R OBP: 0.395, SLG: 0.646 (1, 10)	K			BB 1B BB		F7		1-H 2B		3	0	1	1	1	1	1																						
Joe Randa, R OBP: 0.315, SLG: 0.390 (1, 5)		P4		BB 1B		K		G4-3		4	0	1	0	0	1	2																						
Jermaine Dye, R OBP: 0.343, SLG: 0.433 (1, 9)	K			BB 1B		F9		1B BB		2	0	0	0	2	1	1																						
Carlos Beltrán, S OBP: 0.312, SLG: 0.436 (1, 8)	F8			BB				1B		4	0	1	0	0	2	3																						
Dave McCarty, R OBP: 0.315, SLG: 0.364 (1, 3)				G4-3	F8			P3		4	0	0	0	0	1	2																						
A.J. Hinch, R OBP: 0.232, SLG: 0.351 (1, 2)				K2-3				F9		3	0	1	0	1	1	2																						
Donnie Sadler, R OBP: 0.285, SLG: 0.279 (8, PH)				K	F8			F8		2	0	0	0	0	1	1																						
Raul Ibanez, L OBP: 0.326, SLG: 0.403 (8, 7)				K	F8		CS BB	F7		2	0	0	0	0	0	2																						
Inning Stats	R: 0 E: 0 K: 1 S: 8	H: 0 LOB: 0 BB: 0 P: 14	R: 0 E: 0 K: 1 S: 10	H: 0 LOB: 0 BB: 0 P: 15	R: 0 E: 0 K: 2 S: 8	H: 0 LOB: 0 BB: 0 P: 14	R: 0 E: 0 K: 1 S: 12	H: 1 LOB: 3 BB: 2 P: 25	R: 0 E: 0 K: 0 S: 9	H: 1 LOB: 1 BB: 0 P: 17	R: 0 E: 0 K: 1 S: 9	H: 1 LOB: 1 BB: 0 P: 16	R: 0 E: 0 K: 2 S: 13	H: 0 LOB: 0 BB: 1 P: 23	R: 1 E: 0 K: 1 S: 13	H: 2 LOB: 1 BB: 1 P: 21	R: 0 E: 0 K: 0 S: 13	H: 1 LOB: 2 BB: 1 P: 22	1B: 4 2B: 2 3B: 0 HR: 0	SF: 0 SAC: 0 DP: 0 HBP: 0	WP: 1 PB: 0 SB: 0 CS: 1	PA: 37																
PITCHER	IP	WLS	BF	H	R	ER	SO	BB	IBB	HBP	BLK	WP	HR	S	P	ERA	WHIP	PITCHER				IP	WLS	BF	H	R	ER	SO	BB	IBB	HBP	BLK	WP	HR	S	P	ERA	WHIP
CC Sabathia, L ERA: 4.39 (1, 1)	7.0		26	3	0	0	8	3	0	0	0	1	0	69	124	0.00	0.857																					
Bob Wickman, R ERA: 3.03 (8, 1)	1.0	B	5	2	1	1	1	0	0	0	0	0	0	13	21	9.00	2.000																					
John Rocker, L ERA: 2.75 (9, 1)	1.0	W	5	1	0	0	0	1	0	0	0	0	0	13	22	0.00	2.000																					

Batter	1	2	3	4	5	6	7	8	9	AB	R	H	RBI	BB	SO	LOB	BOTTOM																						
Kenny Lofton, L OBP: 0.318, SLG: 0.340 (1, 8)	G1-3		P4		F5			G3-6-1 BB		3	0	0	0	1	0	2	Kansas City Royals @ Cleveland Indians Jacobs Field, Cleveland, OH Mon Jul 02 2001, 7:05 PM EDT Att: 40,248 - Sunny - 66 F																						
Omar Vizquel, S OBP: 0.341, SLG: 0.318 (1, 6)	FC3-6 BB		P5			2B FC6-5 BB		G3-6-1		2	1	0	0	2	0	3																							
Roberto Alomar, S OBP: 0.426, SLG: 0.536 (1, 4)	FC3-6 1B 1-2		G4-3			FC6-5 2B		F7		4	0	1	0	0	0	2																							
Juan Gonzalez, R OBP: 0.378, SLG: 0.615 (1, 9)	1B				P4	FC6-5 1B		F8		4	0	1	1	0	0	1																							
Ellis Burks, R OBP: 0.371, SLG: 0.602 (1, 10)	F8				K	2-3 3-H		K		4	0	1	0	0	2	2																							
Jim Thome, L OBP: 0.397, SLG: 0.604 (1, 3)			F8-3 BB		F8	1B		K		3	1	0	0	1	1	2																							
Travis Fryman, R OBP: 0.383, SLG: 0.323 (1, 5)			F8-3 1-2		G1-3	F8		F7		4	0	0	0	0	0	4																							
Wil Cordero, R OBP: 0.399, SLG: 0.448 (1, 7)			L6					F7		3	0	1	0	0	0	0																							
Jolbert Cabrera, R OBP: 0.336, SLG: 0.357 (8, 7)								K2-3		1	0	0	0	0	1	1																							
Einar Diaz, R OBP: 0.381, SLG: 0.456 (1, 2)								BB 1B		3	0	3	1	1	0	0																							
Inning Stats	R: 0 E: 0 K: 0 S: 11	H: 1 LOB: 2 BB: 1 P: 20	R: 0 E: 0 K: 0 S: 4	H: 0 LOB: 0 BB: 1 P: 11	R: 0 E: 0 K: 0 S: 14	H: 1 LOB: 0 BB: 0 P: 18	R: 0 E: 0 K: 1 S: 10	H: 0 LOB: 0 BB: 0 P: 13	R: 0 E: 0 K: 0 S: 6	H: 1 LOB: 1 BB: 1 P: 14	R: 1 E: 0 K: 1 S: 15	H: 2 LOB: 2 BB: 1 P: 24	R: 0 E: 0 K: 0 S: 6	H: 1 LOB: 1 BB: 1 P: 14	R: 0 E: 0 K: 1 S: 6	H: 0 LOB: 0 BB: 0 P: 11	R: 1 E: 1 K: 1 S: 10	H: 1 LOB: 1 BB: 0 P: 18	1B: 6 2B: 2 3B: 0 HR: 0	SF: 0 SAC: 0 DP: 2 HBP: 0	WP: 0 PB: 0 SB: 0 CS: 0	PA: 36																	
PITCHER	IP	WLS	BF	H	R	ER	SO	BB	IBB	HBP	BLK	WP	HR	S	P	ERA	WHIP	PITCHER				IP	WLS	BF	H	R	ER	SO	BB	IBB	HBP	BLK	WP	HR	S	P	ERA	WHIP	
Paul Byrd, R ERA: 4.26 (7, 1)	1.0		4	1	0	0	0	1	0	0	0	0	0	6	14	0.00	2.000																						
Cory Bailey, R ERA: 3.16 (8, 1)	1.0		3	0	0	0	1	0	0	0	0	0	0	6	11	0.00	0.000																						
Jason Grimsley, R ERA: 2.31 (9, 1)	0.0	L	1	0	1	0	0	0	0	0	0	0	0	3	6	∞	∞																						
55 Tony Cogan, L ERA: 6.35 (9, 1)	0.2		3	1	0	0	1	0	0	0	0	0	0	7	12	0.00	1.500																						


AB	32
R	1
H	6
RBI	1
BB	4
SO	9
LOB	15



Batter	1	2	3	4	5	6	7	8	9	AB	R	H	RBI	BB	SO	LOB	TOP										
Jose Offerman, S OBP: 0.347, SLG: 0.383 (1, 4)	0-2 G3-1 1B 2B	0-0 1B	0-0 L7		0-0 1-2 1B			0-0 G5-3	2-2 BB 1B	6	2	4	2	0	0	2											
Scott Hatteberg, L OBP: 0.312, SLG: 0.349 (1, 2)	1-1 G3-1 2B	1-1 1B		0-1 G6-3	0-0 F3			2-2 G1-3	4-2 1B BB	5	1	2	0	1	0	3											
Trot Nixon, L OBP: 0.374, SLG: 0.480 (1, 8)	1-2 G3-1	1-3 K		2-2 HR 1B			0-0 G4-3	1-1 G5-3	0-0 1B	6	1	2	2	0	1	5											
Manny Ramirez, R OBP: 0.431, SLG: 0.646 (1, 7)	4-0 2B G4-3 IBB		1-0 F8 1B 1B	0-1 F7			1-1 F7		1-3 2B K	5	2	2	0	1	1	3											
Dante Bichette, R OBP: 0.391, SLG: 0.593 (1, 10)	1-1 G4-3 2B		1-2 WP 1B 2B	0-0 HR			0-0 G6-3		1-2 1B E 2B	5	3	4	4	0	0	0											
Brian Daubach, L OBP: 0.345, SLG: 0.555 (1, 3)	0-2 G4-3		1-0 F8	1-6 G3			1-0 FC6-4 1B		2-2 P4	5	0	1	1	0	0	4											
Chris Stynes, R OBP: 0.345, SLG: 0.459 (1, 5)	0-1 F9		2-1 WP 2B 1B		2-1 L5		1-2 FC6-4 1B G4-6-3		0-1 E BB 1B	5	2	2	1	0	0	2											
Troy O'Leary, L OBP: 0.315, SLG: 0.457 (1, 9)		1-3 K	2-1 2B 2B		0-1 G3-1		1-2 G4-6-3		4-1 1B BB	4	1	1	2	1	1	1											
Mike Lansing, R OBP: 0.271, SLG: 0.306 (1, 6)		0-0 F9	0-2 P6		4-1 1B BB				0-0 G5-3 2B	4	1	1	0	1	0	3											
Inning Stats	R: 3 E: 0 K: 0 S: 16	H: 3 LOB: 1 BB: 1 P: 23	R: 0 E: 0 K: 2 S: 10	H: 2 LOB: 2 BB: 0 P: 13	R: 3 E: 0 K: 0 S: 13	H: 4 LOB: 1 BB: 0 P: 20	R: 2 E: 0 K: 0 S: 10	H: 2 LOB: 0 BB: 0 P: 13	R: 0 E: 0 K: 0 S: 7	H: 1 LOB: 2 BB: 1 P: 13	R: 0 E: 0 K: 0 S: 4	H: 0 LOB: 0 BB: 0 P: 5	R: 0 E: 0 K: 0 S: 7	H: 1 LOB: 0 BB: 0 P: 10	R: 0 E: 0 K: 0 S: 8	H: 1 LOB: 1 BB: 0 P: 11	R: 5 E: 1 K: 1 S: 30	H: 5 LOB: 2 BB: 2 P: 45	1B: 13 2B: 5 3B: 0 HR: 1	SF: 0 SAC: 0 DP: 1 HBP: 0	WP: 1 PB: 0 SB: 0 CS: 1	PA: 49					
PITCHER	IP	WLS	BF	H	R	ER	SO	BB	IBB	HBP	BLK	WP	HR	S	P	ERA	WHIP										
Dave Burba, R ERA: 6.45 (1, 1)	3.2	L	23	11	8	8	2	0	1	0	0	1	1	48	67	19.64	3.000										
Steve Woodard, R ERA: 3.77 (4, 1)	3.2		14	3	0	0	0	1	0	0	0	0	0	21	32	0.00	1.091										
Rich Rodriguez, L ERA: 4.35 (8, 1)	0.2		2	0	0	0	0	0	0	0	0	0	0	6	9	0.00	0.000										
Danys Baez, R ERA: (9, 1)	1.0		10	5	5	0	1	2	0	0	0	0	0	30	45	0.00	7.000										

Boston Red Sox @ Cleveland Indians
Jacobs Field, Cleveland, OH
Wed Jul 04 2001, 1:05 PM EDT
Att. 42,382 - Overcast - 72 F


AB 45
R 13
H 19
RBI 12
BB 4
SO 3
LOB 23



Batter	1	2	3	4	5	6	7	8	9	AB	R	H	RBI	BB	SO	LOB	BOTTOM										
Kenny Lofton, L OBP: 0.313, SLG: 0.338 (1, 8)	1-3 K	2-3 K		0-0 F7			1-1 G4-3		2-3 K	5	0	0	0	0	3	3											
Omar Vizquel, S OBP: 0.340, SLG: 0.317 (1, 6)	1-1 1B		1-2 G6-3		1-2 G2-3		0-1 G5-3			4	0	1	0	0	0	0											
Roberto Alomar, S OBP: 0.430, SLG: 0.540 (1, 4)	0-2 F8		0-1 G6-3		0-2 G1-3		3-3 K			4	0	0	0	0	1	1											
Ellis Burks, R OBP: 0.367, SLG: 0.599 (1, 10)	1-3 K		2-2 G5-3		0-0 F8			1-1 L5		4	0	0	0	0	1	1											
Jim Thome, L OBP: 0.395, SLG: 0.593 (1, 3)		0-1 F7		4-2 1B SF7 BB		2-3 K		1-3 K		3	1	0	0	1	2	0											
Marty Cordova, R OBP: 0.381, SLG: 0.541 (1, 9)		0-1 FC5-4 1B		1-0 SF7 1B G5-3 1B		4-2 K		2-0 WP BB FC4-6 1B		3	2	3	0	1	0	0											
Wil Cordero, R OBP: 0.388, SLG: 0.429 (1, 7)		0-2 FC5-4 1B		0-1 SF7 1B		4-2 K		2-2 FC4-6		3	1	1	0	1	0	2											
Russell Branyan, L OBP: 0.317, SLG: 0.500 (1, 5)		1-0 1B		0-0 SF7		3-2 SF9		1-3 K		2	0	1	2	0	1	0											
Einar Diaz, R OBP: 0.372, SLG: 0.444 (1, 2)		0-1 1B		1-2 3H G5-3		2-1 F7		3-2 F8		4	0	1	2	0	0	2											
Inning Stats	R: 0 E: 0 K: 2 S: 12	H: 1 LOB: 1 BB: 0 P: 15	R: 1 E: 0 K: 1 S: 13	H: 3 LOB: 2 BB: 0 P: 16	R: 0 E: 0 K: 0 S: 10	H: 0 LOB: 0 BB: 0 P: 13	R: 2 E: 0 K: 0 S: 10	H: 2 LOB: 1 BB: 1 P: 17	R: 0 E: 0 K: 1 S: 14	H: 0 LOB: 0 BB: 2 P: 29	R: 0 E: 0 K: 1 S: 8	H: 0 LOB: 0 BB: 0 P: 12	R: 0 E: 0 K: 1 S: 9	H: 1 LOB: 1 BB: 0 P: 15	R: 0 E: 0 K: 2 S: 11	H: 0 LOB: 0 BB: 0 P: 17	1B: 7 2B: 0 3B: 0 HR: 0	SF: 2 SAC: 0 DP: 0 HBP: 0	WP: 1 PB: 0 SB: 0 CS: 0	PA: 37							
PITCHER	IP	WLS	BF	H	R	ER	SO	BB	IBB	HBP	BLK	WP	HR	S	P	ERA	WHIP										
49 Tim Wakefield, R ERA: 2.61 (1, 1)	6.0	W	27	6	4	4	4	3	0	0	0	0	0	14	22	0.00	1.500										
Bill Pulsipher, L ERA: (7, 1)	1.2		6	1	0	0	2	0	0	0	0	0	0	14	22	0.00	0.600										
Rod Beck, R ERA: 2.68 (8, 1)	1.1		4	0	0	0	2	0	0	0	0	0	0	14	22	0.00	0.000										

Boston Red Sox @ Cleveland Indians
Jacobs Field, Cleveland, OH
Wed Jul 04 2001, 1:05 PM EDT
Att. 42,382 - Overcast - 72 F

AB 32
R 4
H 7
RBI 4
BB 3
SO 8
LOB 9



Batter	1	2	3	4	5	6	7	8	9	AB	R	H	RBI	BB	SO	LOB	TOP				
Jose Offerman, S OBP: 0.351, SLG: 0.382 (1, 4)	G4-3		BB			BB		F7	1B	3	0	1	2	2	0	1	Boston Red Sox @ Cleveland Indians Jacobs Field, Cleveland, OH Thu Jul 05 2001, 7:05 PM EDT Att: 42,647 - Sunny - 70 F				
Scott Hatteberg, L OBP: 0.308, SLG: 0.338 (1, 2)	BB		L7			F7		P6	F8	4	0	0	0	1	0	5					
Trot Nixon, L OBP: 0.373, SLG: 0.488 (1, 8)	K				F9			K	HR	4	1	1	2	0	2	2					
Manny Ramirez, R OBP: 0.429, SLG: 0.645 (1, 10)	F5				G1-3			1B	K	4	1	1	0	0	1	1					
Dante Bichette, R OBP: 0.383, SLG: 0.580 (1, 7)		K			L4			G6-3	G6-3	4	0	0	0	0	1	1					
Brian Daubach, L OBP: 0.348, SLG: 0.552 (9, PH)								F8		1	0	0	0	2	0	1					
Mike Lansing, R OBP: 0.275, SLG: 0.310 (9, 4)									2B	1	1	1	0	0	0	0					
Chris Stynes, R OBP: 0.315, SLG: 0.468 (9, 8)									1B	4	1	2	1	0	0	2					
Darren Lewis, R OBP: 0.281, SLG: 0.379 (9, 8)									2B	0	0	0	0	0	0	0					
Troy O'Leary, L OBP: 0.315, SLG: 0.452 (9, PH)									1B	2	0	0	0	1	1	1					
Shea Hillenbrand, R OBP: 0.283, SLG: 0.402 (9, 5)									IBB	0	0	0	0	1	0	0					
Lou Merloni, R OBP: 0.338, SLG: 0.353 (1, 6)									K	4	1	1	0	0	1	4					
Inning Stats	R: 0 E: 0 K: 1 S: 7	H: 0 LOB: 1 BB: 1 P: 17	R: 0 E: 0 K: 1 S: 7	H: 0 LOB: 0 BB: 1 P: 11	R: 0 E: 0 K: 0 S: 8	H: 0 LOB: 1 BB: 2 P: 20	R: 0 E: 0 K: 0 S: 8	H: 0 LOB: 0 BB: 1 P: 11	R: 0 E: 0 K: 1 S: 9	H: 0 LOB: 0 BB: 1 P: 15	R: 1 E: 0 K: 0 S: 11	H: 2 LOB: 1 BB: 0 P: 12	R: 2 E: 0 K: 1 S: 11	H: 2 LOB: 0 BB: 0 P: 17	R: 2 E: 0 K: 1 S: 11	H: 3 LOB: 2 BB: 1 P: 20	1B: 4 2B: 2 3B: 0 HR: 1	SF: 0 SAC: 0 DP: 3 HBP: 0	WP: 0 PB: 0 SB: 0 CS: 0	PA: 38	
PITCHER	IP	WLS	BF	H	R	ER	SO	BB	IBB	HBP	BLK	WP	HR	S	P	ERA	WHIP				
Bartolo Colon, R ERA: 4.81 (1, 1)	7.2		30	4	3	3	4	6	0	0	0	0	1	66	112	3.52	1.304				
Bob Wickman, R ERA: 3.0 (8, 1)	0.1	H	1	0	0	0	1	0	0	0	0	0	0	3	4	0.00	0.000				
John Rocker, L ERA: 3.16 (9, 1)	1.0	L	7	3	2	2	1	0	1	0	0	0	0	11	20	18.00	3.000				

AB 31
R 5
H 7
RBI 5
BB 7
SO 6
LOB 18



Batter	1	2	3	4	5	6	7	8	9	AB	R	H	RBI	BB	SO	LOB	BOTTOM					
Kenny Lofton, L OBP: 0.307, SLG: 0.330 (1, 8)	G4-3	F9		G3-1		G4-6-3			G6-3	5	0	0	0	0	0	3	Boston Red Sox @ Cleveland Indians Jacobs Field, Cleveland, OH Thu Jul 05 2001, 7:05 PM EDT Att: 42,647 - Sunny - 70 F					
Omar Vizquel, S OBP: 0.347, SLG: 0.326 (1, 6)	BB			E3		FC4-6			2B	4	1	3	0	1	0	0						
Roberto Alomar, S OBP: 0.428, SLG: 0.535 (1, 4)				F8		FC4-6			G6-3	3	1	0	0	1	1	4						
Jolbert Cabrera, R OBP: 0.345, SLG: 0.374 (8, 4)	HR					2B				1	0	0	0	0	0	1						
Juan Gonzalez, R OBP: 0.391, SLG: 0.628 (1, 9)	HR			K						3	1	2	3	2	1	0						
Jim Thome, L OBP: 0.396, SLG: 0.588 (1, 3)	WP			L6						4	0	1	0	1	2	3						
Marty Cordova, R OBP: 0.379, SLG: 0.535 (1, 7)	G6-3									4	0	1	0	0	1	5						
Travis Fryman, R OBP: 0.369, SLG: 0.309 (1, 5)	K			F7						4	0	0	0	0	2	3						
Russell Branyan, L OBP: 0.316, SLG: 0.493 (1, 10)		G4-3		G3-1		K			K	3	1	0	0	1	2	0						
Einar Diaz, R OBP: 0.370, SLG: 0.438 (1, 2)				G4-3		E6			G4-3	3	0	0	0	1	0	1						
Inning Stats	R: 3 E: 0 K: 1 S: 14	H: 3 LOB: 1 BB: 1 P: 27	R: 0 E: 0 K: 1 S: 10	H: 1 LOB: 2 BB: 1 P: 18	R: 0 E: 0 K: 1 S: 13	H: 1 LOB: 1 BB: 0 P: 17	R: 1 E: 1 K: 0 S: 15	H: 0 LOB: 1 BB: 1 P: 25	R: 0 E: 0 K: 3 S: 13	H: 0 LOB: 0 BB: 1 P: 22	R: 0 E: 1 K: 1 S: 5	H: 0 LOB: 0 BB: 0 P: 5	R: 0 E: 0 K: 0 S: 7	H: 1 LOB: 2 BB: 2 P: 15	R: 0 E: 0 K: 1 S: 8	H: 0 LOB: 0 BB: 0 P: 14	R: 0 E: 0 K: 1 S: 11	H: 1 LOB: 2 BB: 1 P: 21	1B: 4 2B: 2 3B: 0 HR: 1	SF: 0 SAC: 0 DP: 2 HBP: 0	WP: 1 PB: 0 SB: 0 CS: 0	PA: 41
PITCHER	IP	WLS	BF	H	R	ER	SO	BB	IBB	HBP	BLK	WP	HR	S	P	ERA	WHIP					
David Cone, R ERA: 4.88 (1, 1)	5.0		25	5	4	3	6	4	0	0	0	0	0	65	109	5.40	1.800					
Hipolito Pichardo, R ERA: 2.38 (6, 1)	2.0		8	1	0	0	1	1	1	0	0	0	0	12	20	0.00	1.000					
Derek Lowe, R ERA: 3.6 (8, 1)	2.0	W	8	1	0	0	2	1	0	0	0	0	0	19	35	0.00	1.000					

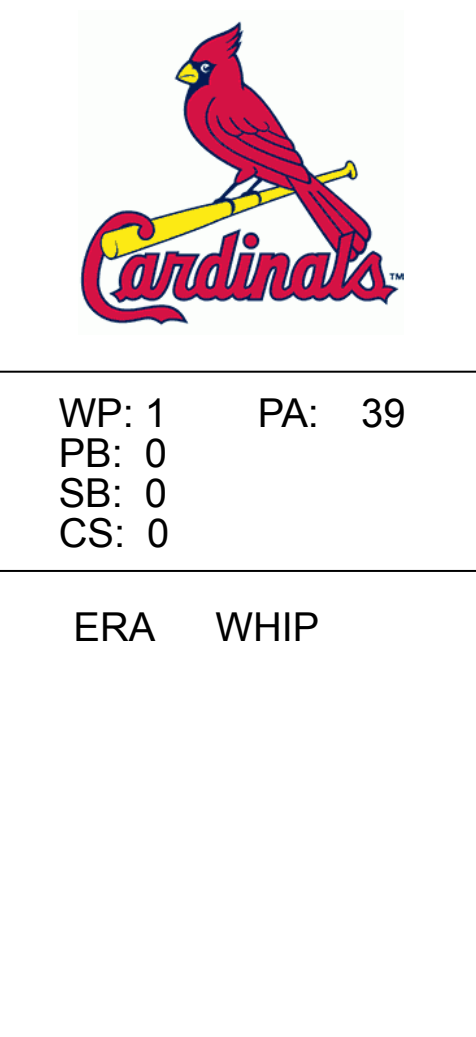
AB 34
R 4
H 7
RBI 3
BB 7
SO 9
LOB 20



Batter	1	2	3	4	5	6	7	8	9	AB	R	H	RBI	BB	SO	LOB	TOP					
Fernando Vina, L OBP: 0.358, SLG: 0.420 (1, 4)	G4-3		F7				G5-3			5	0	2	0	0	0	3						
Edgar Renteria, R OBP: 0.276, SLG: 0.322 (1, 6)	G6-3				FC6-4			G6-3	SF8	4	1	1	1	0	0	1						
15 Jim Edmonds, L OBP: 0.397, SLG: 0.542 (1, 8)	G4-3							G4-3	G4-3	5	0	2	0	0	0	2						
Mark McGwire, R OBP: 0.297, SLG: 0.393 (1, 3)										2	0	1	0	2	0	1						
5 Albert Pujols, R OBP: 0.398, SLG: 0.605 (1, 9)	G6-4-3									4	0	0	0	0	0	5						
Bobby Bonilla, S OBP: 0.318, SLG: 0.377 (1, 10)										4	0	1	1	0	1	3						
Ray Lankford, L OBP: 0.354, SLG: 0.511 (1, 7)										3	0	1	0	1	1	5						
Mike Matheny, R OBP: 0.322, SLG: 0.319 (1, 2)										3	0	1	0	0	1	1						
Eli Marrero, R OBP: 0.305, SLG: 0.438 (8, 2)										1	1	1	0	0	0	0						
Craig Paquette, R OBP: 0.279, SLG: 0.407 (1, 5)										4	0	0	0	0	2	4						
Inning Stats	R: 0 E: 0 K: 0 S: 10	H: 0 LOB: 0 BB: 0 P: 15	R: 0 E: 0 K: 0 S: 4	H: 1 LOB: 0 BB: 0 P: 9	R: 0 E: 0 K: 0 S: 12	H: 1 LOB: 1 BB: 0 P: 14	R: 1 E: 0 K: 0 S: 8	H: 2 LOB: 2 BB: 1 P: 13	R: 0 E: 0 K: 1 S: 8	H: 1 LOB: 1 BB: 0 P: 9	R: 0 E: 0 K: 0 S: 10	H: 1 LOB: 0 BB: 0 P: 15	R: 0 E: 0 K: 1 S: 12	H: 1 LOB: 2 BB: 1 P: 21	R: 0 E: 1 K: 2 S: 13	H: 1 LOB: 3 BB: 1 P: 20	R: 1 E: 0 K: 1 S: 10	H: 2 LOB: 1 BB: 0 P: 16	1B: 8 2B: 2 3B: 0 HR: 0	SF: 1 SAC: 0 DP: 2 HBP: 0	WP: 1 PB: 0 SB: 0 CS: 0	PA: 39
PITCHER	IP	WLS	BF	H	R	ER	SO	BB	IBB	HBP	BLK	WP	HR	S	P	ERA	WHIP					
Charles Nagy, R ERA: 6.25 (1, 1)	7.0	W	28	7	1	1	2	2	0	0	0	1	0	64	96	1.29	1.286					
Paul Shuey, R ERA: 2.37 (8, 1)	1.0		6	1	0	0	2	1	0	0	0	0	0	13	20	0.00	2.000					
Ricardo Rincon, L ERA: 3.33 (9, 1)	1.0		5	2	1	1	1	0	0	0	0	0	0	10	16	9.00	2.000					

St. Louis Cardinals @ Cleveland Indians
Jacobs Field, Cleveland, OH
Fri Jul 06 2001, 7:05 PM EDT
Att: 42,394 - Sunny - 73 F

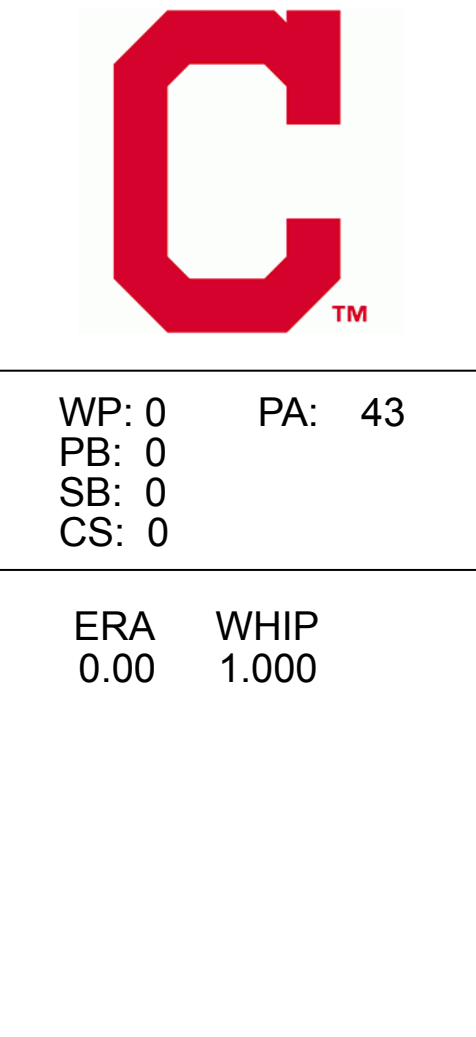
AB 35
R 2
H 10
RBI 2
BB 3
SO 5
LOB 25



Batter	1	2	3	4	5	6	7	8	9	AB	R	H	RBI	BB	SO	LOB	BOTTOM					
Kenny Lofton, L OBP: 0.305, SLG: 0.332 (1, 8)	F9		F8							5	1	1	1	0	1	2						
Omar Vizquel, S OBP: 0.350, SLG: 0.333 (1, 6)										5	2	3	1	0	1	0						
Ellis Burks, R OBP: 0.367, SLG: 0.592 (1, 10)										3	2	0	0	2	1	2						
Juan Gonzalez, R OBP: 0.392, SLG: 0.633 (1, 9)										4	2	2	3	0	0	1						
Russell Branyan, L OBP: 0.314, SLG: 0.491 (8, 7)										1	0	0	0	0	1	0						
Jim Thome, L OBP: 0.399, SLG: 0.622 (1, 3)										5	3	3	6	0	1	0						
Wil Cordero, R OBP: 0.395, SLG: 0.449 (1, 7) (8, 9)										5	2	3	0	0	2	0						
Travis Fryman, R OBP: 0.371, SLG: 0.307 (1, 5)										4	1	1	0	1	0	2						
Einar Diaz, R OBP: 0.372, SLG: 0.448 (1, 2)										4	1	2	2	0	0	1						
Jolbert Cabrera, R OBP: 0.342, SLG: 0.366 (1, 4)										3	0	0	1	1	0	1						
Inning Stats	R: 3 E: 0 K: 1 S: 18	H: 3 LOB: 0 BB: 0 P: 28	R: 0 E: 0 K: 0 S: 9	H: 0 LOB: 0 BB: 0 P: 15	R: 5 E: 0 K: 0 S: 22	H: 5 LOB: 2 BB: 2 P: 36	R: 0 E: 0 K: 1 S: 7	H: 0 LOB: 0 BB: 0 P: 13	R: 0 E: 0 K: 2 S: 7	H: 0 LOB: 0 BB: 0 P: 7	R: 6 E: 1 K: 0 S: 19	H: 5 LOB: 1 BB: 2 P: 35	R: 0 E: 0 K: 2 S: 10	H: 1 LOB: 1 BB: 0 P: 17	R: 0 E: 0 K: 2 S: 10	H: 1 LOB: 1 BB: 0 P: 17	R: 1 E: 0 K: 1 S: 10	H: 2 LOB: 1 BB: 0 P: 16	1B: 4 2B: 8 3B: 0 HR: 3	SF: 0 SAC: 0 DP: 0 HBP: 0	WP: 0 PB: 0 SB: 0 CS: 0	PA: 43
PITCHER	IP	WLS	BF	H	R	ER	SO	BB	IBB	HBP	BLK	WP	HR	S	P	ERA	WHIP					
Matt Morris, R ERA: 3.23 Luther Hackman, R ERA: 5.06 (1, 1)	2.1	L	15	7	8	8	1	1	0	0	0	0	0	24	43	0.00	1.125					
Jason Christiansen, L ERA: 4.05 (6, 1)	1.0		3	0	0	0	2	0	0	0	0	0	0	7	7	0.00	0.000					
Mike James, R ERA: 5.71 (7, 1)	0.1		8	4	6	5	0	2	0	0	0	0	1	13	27	135.00	18.000					
Gene Stechschulte, R ERA: 3.75 (7, 1)	0.2		2	1	0	0	0	0	0	0	0	0	0	6	8	0.00	1.500					

St. Louis Cardinals @ Cleveland Indians
Jacobs Field, Cleveland, OH
Fri Jul 06 2001, 7:05 PM EDT
Att: 42,394 - Sunny - 73 F

AB 39
R 14
H 15
RBI 14
BB 4
SO 7
LOB 9



Batter	1	2	3	4	5	6	7	8	9	10	AB	R	H	RBI	BB	SO	LOB	TOP					
Fernando Vina, L OBP: 0.361, SLG: 0.421	0-1 1B		1-1 F8	1-0 1B HR HBP		0-2 G3		1-0 1B			4	1	2	0	0	0	0						
Edgar Renteria, R OBP: 0.281, SLG: 0.324	1-2 F9		1-1 BB 15 1B	0-2 15 HR 1B		2-1 F9		3-2 F7			5	1	2	2	0	0	2						
15 Jim Edmonds, L OBP: 0.401, SLG: 0.540	4-0 BB		4-2 BB	3-1 HR 1B		1-1 F8			2-1 G6-3		3	1	1	0	2	0	0						
Mark McGwire, R OBP: 0.301, SLG: 0.413	2-3 K		4-1 BB	1-2 HR 1B		1-3 K2-3			3-3 K		4	1	1	4	1	3	2						
5 Albert Pujols, R OBP: 0.395, SLG: 0.602	0-3 K		1-2 BB	1-2 HR 1B		0-0 G4-3 2B			1-0 G4-3		5	0	1	0	0	3	5						
Bobby Bonilla, S OBP: 0.314, SLG: 0.370		0-3 K		1-1 G5-3	0-1 G1-3 1B		3-2 G4-3			0-3 K	5	0	1	0	0	2	1						
Craig Paquette, R OBP: 0.277, SLG: 0.400		1-1 G6-3		0-2 1B G1-3 1B	0-1 F8		1-1 G5-3			0-0 G5-3	5	1	1	0	0	0	2						
Kerry Robinson, L OBP: 0.333, SLG: 0.363		3-2 G5-3		1-1 G1-3	1-0 G1-3		0-1 CS 1B			3-3 K	5	0	1	0	0	1	2						
Eli Marrero, R OBP: 0.303, SLG: 0.430			0-0 F9	2-1 HBP 1B	1-2 G5-3		0-2 G4-3				4	1	1	0	0	0	2						
Inning Stats	R: 0 E: 0 K: 2 S: 11	H: 1 LOB: 2 BB: 1 P: 18	R: 0 E: 0 K: 12 S: 12	H: 0 LOB: 0 BB: 0 P: 16	R: 0 E: 0 K: 1 S: 11	H: 1 LOB: 3 BB: 2 P: 21	R: 6 E: 0 K: 1 S: 21	H: 5 LOB: 0 BB: 0 P: 33	R: 0 E: 0 K: 0 S: 9	H: 1 LOB: 1 BB: 0 P: 17	R: 0 E: 0 K: 1 S: 12	H: 2 LOB: 1 BB: 0 P: 15	R: 0 E: 0 K: 2 S: 8	H: 0 LOB: 0 BB: 0 P: 13	R: 0 E: 0 K: 2 S: 8	H: 0 LOB: 0 BB: 0 P: 11	P	11	1B: 9 2B: 1 3B: 0 HR: 1	SF: 0 SAC: 0 DP: 0 HBP: 1	ERA: 0.00 WHIP: 0.000	WP: 0 PB: 0 SB: 2 CS: 1	PA: 44
PITCHER	IP	WLS	BF	H	R	ER	SO	BB	IBB	HBP	BLK	WP	HR	S	P	ERA	WHIP						
CC Sabathia, L ERA: 4.72	3.2		21	6	5	5	4	3	0	0	0	0	0	48	77	12.27	2.455						
Steve Woodard, R ERA: 3.9	1.1		6	2	1	1	1	0	0	0	0	0	1	15	21	6.75	1.500						
Rich Rodriguez, L ERA: 4.15	1.0		3	0	0	0	0	0	0	0	0	0	0	9	12	0.00	0.000						
Paul Shuey, R ERA: 2.31	1.0		4	1	0	0	1	0	0	0	0	0	0	12	17	0.00	1.000						
Bob Wickman, R ERA: 2.83	2.0		7	2	0	0	1	0	0	0	0	0	0	18	28	0.00	1.000						
PITCHER	IP	WLS	BF	H	R	ER	SO	BB	IBB	HBP	BLK	WP	HR	S	P	ERA	WHIP						
John Rocker, L ERA: 3.08	10.1		40	10	7	3	2	0	0	0	0	0	0	8	11	3.08	1.000						

St. Louis Cardinals @ Cleveland Indians
 Jacobs Field, Cleveland, OH
 Sat Jul 07 2001, 1:15 PM EDT
 Att. - 42,467 - Cloudy - 78 F

AB	40
R	6
H	11
RBI	6
BB	3
SO	9
LOB	16



Batter	1	2	3	4	5	6	7	8	9	10	AB	R	H	RBI	BB	SO	LOB	BOTTOM									
Kenny Lofton, L OBP: 0.303, SLG: 0.342	1-3 K	0-1 F7		0-1 HR		2-2 G1-3			0-3 K		5	1	1	3	0	2	1										
Omar Vizquel, S OBP: 0.348, SLG: 0.334	1-2 1B G6-3 2B	0-3 K		0-3 K		1-0 F7			0-0 L8		5	1	1	0	0	2	1										
Roberto Alomar, S OBP: 0.430, SLG: 0.544	1-1 G6-3 1B		1-1 HR	2-0 G6-3		2-1 P3			4-1 BB		4	1	2	1	1	0	0										
Juan Gonzalez, R OBP: 0.391, SLG: 0.640	2-2 G6-3		0-3 K	3-2 HR		1-3 K			2-3 K		3	1	1	2	0	1	1										
Travis Fryman, R OBP: 0.364, SLG: 0.301	1-3 BB		4-2 FC4-6 BB	4-2 BB		4-0 G5-4-3 BB			1-2 K		2	0	0	0	0	2	1										
Jim Thome, L OBP: 0.408, SLG: 0.634	4-1 BB		4-2 FC4-6 BB	4-2 BB		4-0 G5-4-3 BB			0-0 HR		1	1	1	1	4	0	0										
Ellis Burks, R OBP: 0.366, SLG: 0.585	4-2 BB		1-1 FC4-6 WP	1-3 K		2-2 G5-4-3			2-2 G5-4-3		3	0	0	0	1	1	3										
Wil Cordero, R OBP: 0.385, SLG: 0.437	2-2 F7		2-1 L8		0-3 K			1-0 P4			4	0	0	0	0	1	4										
Einar Diaz, R OBP: 0.378, SLG: 0.451		0-0 G5-3 1B		1-0 HR HBP	0-1 G6-4-3 1B			0-3 K			3	1	2	0	0	1	0										
Jolbert Cabrera, R OBP: 0.340, SLG: 0.358		1-2 G5-3		4-1 HR BB	0-0 G6-4-3			1-2 G4-3			3	1	0	0	1	0	2										
Inning Stats	R: 1 E: 0 K: 1 S: 17	H: 2 LOB: 3 BB: 2 P: 32	R: 0 E: 0 K: 1 S: 9	H: 1 LOB: 1 BB: 0 P: 10	R: 1 E: 0 K: 1 S: 11	H: 1 LOB: 1 BB: 1 P: 19	R: 4 E: 0 K: 2 S: 15	H: 2 LOB: 1 BB: 2 P: 30	R: 0 E: 0 K: 1 S: 6	H: 1 LOB: 0 BB: 0 P: 6	R: 0 E: 0 K: 1 S: 6	H: 0 LOB: 0 BB: 0 P: 11	R: 0 E: 0 K: 1 S: 7	H: 0 LOB: 0 BB: 1 P: 14	R: 0 E: 0 K: 1 S: 8	H: 0 LOB: 0 BB: 0 P: 10	R: 0 E: 0 K: 2 S: 8	H: 1 LOB: 0 BB: 0 P: 14	R: 1 E: 0 K: 0 S: 1	H: 1 LOB: 0 BB: 0 P: 1	P	14	1B: 3 2B: 1 3B: 0 HR: 4	SF: 0 SAC: 0 DP: 2 HBP: 1	ERA: 0.00 WHIP: 0.000	WP: 1 PB: 0 SB: 2 CS: 0	PA: 41
PITCHER	IP	WLS	BF	H	R	ER	SO	BB	IBB	HBP	BLK	WP	HR	S	P	ERA	WHIP										
Andy Benes, R ERA: 6.95	3.2		23	6	6	4	4	5	0	1	0	0	0	3	49	8.7	3.000										
Gene Stechschulte, R ERA: 3.91	1.1		4	1	0	0	2	0	0	0	0	0	0	9	10	0.00	0.750										
Jason Christiansen, L ERA: 3.68	1.1		5	0	0	0	1	1	0	0	0	0	0	9	19	0.00	0.750										
Mike Timlin, R ERA: 3.64	2.2		8	0	0	0	3	1	0	0	0	0	0	20	30	0.00	0.375										
Dave Veres, R ERA: 3.31	0.0	L	1	1	1	1	0	0	0	0	0	0	1	1	1	=	=										

St. Louis Cardinals @ Cleveland Indians
 Jacobs Field, Cleveland, OH
 Sat Jul 07 2001, 1:15 PM EDT
 Att. - 42,467 - Cloudy - 78 F


AB	33
R	7
H	8
RBI	7
BB	7
SO	10
LOB	13



Batter	1	2	3	4	5	6	7	8	9	AB	R	H	RBI	BB	SO	LOB	TOP					
Fernando Vina, L OBP: 0.362, SLG: 0.419	0-1 P6		0-0 G3				2-1 1B WP 1-3 1B		0-2 F9								4 0 1 0 1 0 1					
Edgar Renteria, R OBP: 0.287, SLG: 0.329	0-1 15 G4-3 15 S 1B		0-2 F8				1-2 1-3 1B		3-2 G6-3								5 0 3 1 0 0 1					
15 Jim Edmonds, L OBP: 0.394, SLG: 0.529	2-0 G4-3		1-2 L9				3-2 3-H 3-2 F2		2-2 G4-3								5 0 0 0 0 1 6					
Mark McGwire, R OBP: 0.297, SLG: 0.400	2-2 G5-3			3-2 G1-6-3 HBP			2-3 K		0-3 K								4 0 0 0 0 3 3					
5 Albert Pujols, R OBP: 0.391, SLG: 0.594		0-1 G6-3		2-3 K			0-3 K		0-1 G5-3								4 0 0 0 0 2 1					
Ray Lankford, L OBP: 0.360, SLG: 0.522		4-2 HR BB		0-0 G1-6-3			2-1 S 1B		2-2 3B								3 1 2 0 1 0 1					
Craig Paquette, R OBP: 0.282, SLG: 0.418		2-1 1-H HR					0-3 K		4-2 1-2 BB								3 1 1 2 1 1 1					
Mike Matheny, R OBP: 0.321, SLG: 0.315		2-2 P4					1-2 G6-3		1-2 F9								3 0 0 0 1 0 2					
Eli Marrero, R OBP: 0.303, SLG: 0.430										4-2 SH5-4 1B BB							0 1 0 0 0 0 0					
Kerry Robinson, L OBP: 0.343, SLG: 0.372		1-0 G3-1					3-2 1B WP 1B		0-1 WP S 1B								3 1 2 0 0 0 0					
Inning Stats	R: 0 E: 0 K: 0 S: 8	H: 1 LOB: 1 BB: 0 P: 12	R: 2 E: 0 K: 0 S: 13	H: 1 LOB: 0 BB: 1 P: 22	R: 0 E: 0 K: 0 S: 8	H: 0 LOB: 0 BB: 0 P: 9	R: 0 E: 0 K: 1 S: 6	H: 0 LOB: 0 BB: 0 P: 11	R: 1 E: 0 K: 1 S: 18	H: 3 LOB: 2 BB: 0 P: 28	R: 0 E: 0 K: 2 S: 16	H: 1 LOB: 2 BB: 1 P: 25	R: 0 E: 0 K: 0 S: 12	H: 1 LOB: 1 BB: 0 P: 17	R: 0 E: 0 K: 1 S: 10	H: 1 LOB: 1 BB: 0 P: 12	R: 1 E: 0 K: 2 S: 15	H: 1 LOB: 2 BB: 2 P: 28	1B: 7 2B: 0 3B: 1 HR: 1	SF: 0 SAC: 1 DP: 1 HBP: 1	WP: 2 PB: 0 SB: 3 CS: 0	PA: 40
PITCHER	IP WLS BF H R ER SO BB IBB HBP BLK WP HR S P ERA WHIP																					
37 Jake Westbrook, R ERA: 2.93	5.0	21	5	3	3	2	1	0	1	0	0	0	1	1	53	82	5.40	1.200				
Paul Shuey, R ERA: 2.2	2.0	9	2	0	0	2	1	0	0	0	0	1	0	28	42	0.00	1.500					
Bob Wickman, R ERA: 2.75	1.0	4	1	0	0	1	0	0	0	0	0	0	0	10	12	0.00	1.000					
John Rocker, L ERA: 3.23	1.0	L 6	1	1	1	2	2	0	0	0	0	0	0	15	28	9.00	3.000					
Batter	1	2	3	4	5	6	7	8	9	AB	R	H	RBI	BB	SO	LOB	BOTTOM					
Kenny Lofton, L OBP: 0.302, SLG: 0.349	0-0 1B 3B		3-1 P5				2-1 L9		3-3 K								4 1 1 0 0 1 0					
Omar Vizquel, S OBP: 0.347, SLG: 0.333	0-0 1B HBP 3-H 1B		1-2 G4-3				2-3 K		0-1 G4-3								4 0 1 1 0 1 0					
Roberto Alomar, S OBP: 0.431, SLG: 0.542	1-1 1-2 HBP		3-2 F5				1-0 2B 1B		3-3 K								3 1 1 0 0 1 0					
Jim Thome, L OBP: 0.412, SLG: 0.640	1-0 1-2 2-3 FC6-4 1B			2-2 1B 1B			2-2 1-H 2B		2-3 K								4 1 3 1 0 1 0					
Ellis Burks, R OBP: 0.364, SLG: 0.581	2-3 K			3-2 1B 1B			0-1 F8		0-1 F2								4 0 1 0 0 1 3					
Wil Cordero, R OBP: 0.376, SLG: 0.425	2-2 FC6-4			1-1 F9			0-0 F9		2-3 K								4 0 0 0 0 1 4					
Einar Diaz, R OBP: 0.376, SLG: 0.447		2-3 K		1-1 1-3 2-H 1B			0-1 F9		1-2 G4-3								4 0 1 1 0 1 0					
Russell Branyan, L OBP: 0.313, SLG: 0.491		1-1 F8		1-3 K			1-2 2B		1-2 G4-3								4 0 1 0 0 1 2					
Jolbert Cabrera, R OBP: 0.331, SLG: 0.348		1-0 F8		1-2 L4			2-2 G5-3		2-3 K								4 0 0 0 0 1 3					
Inning Stats	R: 1 E: 0 K: 1 S: 11	H: 3 LOB: 2 BB: 0 P: 17	R: 0 E: 0 K: 1 S: 6	H: 0 LOB: 0 BB: 0 P: 10	R: 0 E: 0 K: 0 S: 8	H: 0 LOB: 0 BB: 0 P: 15	R: 1 E: 0 K: 1 S: 18	H: 3 LOB: 2 BB: 0 P: 27	R: 1 E: 0 K: 1 S: 12	H: 2 LOB: 1 BB: 0 P: 19	R: 0 E: 0 K: 0 S: 9	H: 1 LOB: 1 BB: 0 P: 12	R: 0 E: 0 K: 2 S: 10	H: 0 LOB: 0 BB: 0 P: 16	R: 0 E: 0 K: 2 S: 8	H: 0 LOB: 0 BB: 0 P: 12	R: 0 E: 0 K: 1 S: 10	H: 0 LOB: 0 BB: 0 P: 14	1B: 6 2B: 2 3B: 1 HR: 0	SF: 0 SAC: 0 DP: 0 HBP: 1	WP: 0 PB: 0 SB: 0 CS: 0	PA: 36
PITCHER	IP WLS BF H R ER SO BB IBB HBP BLK WP HR S P ERA WHIP																					
Dustin Hermanson, R ERA: 5.19	6.0	27	3	3	3	4	0	0	1	0	0	0	0	64	100	4.50	1.500					
Steve Kline, L ERA: 2.45	1.1	4	0	0	0	3	0	0	0	0	0	0	0	13	21	0.00	0.000					
Mike Timlin, R ERA: 3.51	1.2	W 5	0	0	0	2	0	0	0	0	0	0	0	15	21	0.00	0.000					

St. Louis Cardinals @ Cleveland Indians
Jacobs Field, Cleveland, OH
Sun Jul 08 2001, 1:05 PM EDT
Att: 42,431 - Cloudy - 74 F

AB 34
R 4
H 9
RBI 3
BB 4
SO 7
LOB 16



St. Louis Cardinals @ Cleveland Indians
Jacobs Field, Cleveland, OH
Sun Jul 08 2001, 1:05 PM EDT
Att: 42,431 - Cloudy - 74 F

AB 35
R 3
H 9
RBI 3
BB 0
SO 9
LOB 12



Batter	1	2	3	4	5	6	7	8	9	AB	R	H	RBI	BB	SO	LOB	TOP								
Kenny Lofton, L OBP: 0.307, SLG: 0.351 (1, 8)	F7		P6 BB	CS 1B		FC4-6 1B		F8		4	0	2	2	1	0	0									
Omar Vizquel, S OBP: 0.342, SLG: 0.328 (1, 6)	F9		P6 SAFE	CS 1-2	F7	FC4-6 1-2		G5-3		5	0	0	0	0	0	2									
Roberto Alomar, S OBP: 0.431, SLG: 0.538 (1, 4)	1B		F9		F7	F8		1B BB		4	1	1	0	1	0	1									
Juan Gonzalez, R OBP: 0.393, SLG: 0.647 Ricardo Rincon, L (8, 1)	P4			1B BB 2B	1B	HR		1B 1-2		4	2	2	1	0	0	1									
Wil Cordero, R OBP: 0.380, SLG: 0.429 Danys Baez, R (9, 1)				1B BB	HR			1B		1	0	1	0	0	0	0									
Jim Thome, L OBP: 0.418, SLG: 0.652 (1, 3)				1B BB	WP 1B			1B		4	2	3	2	1	0	0									
Ellis Burks, R OBP: 0.370, SLG: 0.589 Marty Cordova, R OBP: 0.380, SLG: 0.540 (5, 7)				2B 1B	WP 1B			F9		3	1	3	0	0	0	0									
Travis Fryman, R OBP: 0.366, SLG: 0.308 (1, 5)	K			1B 2B	1B			F9		2	0	1	0	0	0	2									
Einar Diaz, R OBP: 0.370, SLG: 0.440 (1, 2)	F8			1B 2B	BB			G4-3		4	0	0	0	0	0	6									
Bartolo Colon, R Jolbert Cabrera, R (8, PH) (8, 9)	K			L5	F9			G6-3		3	0	0	0	0	3	3									
Inning Stats	R: 0 E: 0 K: 0 S: 12	H: 1 LOB: 1 BB: 0 P: 18	R: 1 E: 0 K: 2 S: 13	H: 2 LOB: 1 BB: 0 P: 17	R: 0 E: 0 K: 0 S: 9	H: 0 LOB: 0 BB: 1 P: 18	R: 4 E: 0 K: 1 S: 18	H: 4 LOB: 0 BB: 1 P: 26	R: 1 E: 0 K: 1 S: 16	H: 3 LOB: 3 BB: 1 P: 23	R: 0 E: 0 K: 1 S: 9	H: 1 LOB: 1 BB: 0 P: 13	R: 0 E: 0 K: 0 S: 7	H: 1 LOB: 1 BB: 0 P: 12	R: 0 E: 0 K: 0 S: 8	H: 0 LOB: 0 BB: 0 P: 11	R: 1 E: 0 K: 0 S: 14	H: 2 LOB: 2 BB: 1 P: 25	1B: 9 2B: 3 3B: 0 HR: 2	SF: 0 SAC: 0 DP: 0 HBP: 0	WP: 1 PB: 0 SB: 0 CS: 1	PA: 44			
PITCHER	IP	WLS	BF	H	R	ER	SO	BB	IBB	HBP	BLK	WP	HR	S	P	ERA	WHIP								
Chris Reitsma, R ERA: 4.49	5.0	L	26	10	6	6	3	3	0	0	0	1	2	68	102	10.80	2.600								
Scott Sullivan, R ERA: 3.23	1.0		4	1	0	0	1	0	0	0	0	0	0	9	13	0.00	1.000								
Frankie Rodriguez, R ERA: 11.81	1.0		4	1	0	0	0	0	0	0	0	0	0	7	12	0.00	1.000								
39 Justin Atchley, L ERA: 6.1	2.0		9	2	1	1	0	1	0	0	0	0	0	22	36	4.50	1.500								

Cleveland Indians @ Cincinnati Reds
Cinergy Field, Cincinnati, OH
Thu Jul 12 2001, 7:05 PM EDT
Att: 28,816 - Sunny - 79 F

AB 39
R 7
H 14
RBI 7
BB 4
SO 4
LOB 19



Batter	1	2	3	4	5	6	7	8	9	AB	R	H	RBI	BB	SO	LOB	BOTTOM								
Alex Ochoa, R OBP: 0.340, SLG: 0.436 (1, 9)	K		G4-3			1B BB	FC4-6 1-2			3	0	0	0	1	1	4									
Wilton Guerrero, S OBP: 0.118, SLG: 0.118 (1, 4)	G4-3		G5-3			K		F9		4	0	0	0	0	1	2									
Ken Griffey Jr., L OBP: 0.339, SLG: 0.402 (1, 8)	K			G1-3		1B		P4		4	0	1	0	0	1	0									
Dmitri Young, S OBP: 0.365, SLG: 0.475 (1, 7)				G5-3		G4-3		P3		3	0	0	0	1	0	2									
Sean Casey, L OBP: 0.382, SLG: 0.498 (1, 3)	L8			G3		K		K		4	0	0	0	0	2	1									
Aaron Boone, R OBP: 0.348, SLG: 0.482 (1, 5)				G4-6-3 1B		K		F2		4	0	2	0	0	1	0									
Jason LaRue, R OBP: 0.290, SLG: 0.415 (1, 2)				G4-6-3 1-2		F7		BB 1B		4	0	2	0	0	0	3									
Pokey Reese, R OBP: 0.293, SLG: 0.344 (1, 6)				G4-6-3 SH3-4 1B		G4-6-3 1-2		F9		4	0	2	0	0	0	2									
Chris Reitsma, R ERA: 6.207, SLG: 0.115 Scott Sullivan, R (8, 1)				SH3-4		K		FC4-6 BB		0	0	0	0	0	0	0									
Brady Clark, R OBP: 0.245, SLG: 0.495 Frankie Rodriguez, R (7, 1)										0	0	0	0	0	0	0									
Michael Tucker, L OBP: 0.306, SLG: 0.508 39 Justin Atchley, L (8, 1)										0	0	0	0	0	0	0									
Inning Stats	R: 0 E: 0 K: 2 S: 11	H: 0 LOB: 0 BB: 0 P: 15	R: 0 E: 0 K: 0 S: 14	H: 1 LOB: 1 BB: 1 P: 23	R: 0 E: 0 K: 0 S: 15	H: 1 LOB: 1 BB: 0 P: 19	R: 0 E: 0 K: 0 S: 10	H: 0 LOB: 0 BB: 0 P: 13	R: 0 E: 0 K: 2 S: 9	H: 1 LOB: 2 BB: 1 P: 14	R: 0 E: 0 K: 2 S: 15	H: 2 LOB: 3 BB: 1 P: 26	R: 0 E: 0 K: 0 S: 7	H: 0 LOB: 0 BB: 0 P: 9	R: 0 E: 0 K: 1 S: 8	H: 1 LOB: 1 BB: 0 P: 13	1B: 6 2B: 1 3B: 0 HR: 0	SF: 0 SAC: 1 DP: 2 HBP: 0	WP: 0 PB: 0 SB: 0 CS: 0	PA: 35					
PITCHER	IP	WLS	BF	H	R	ER	SO	BB	IBB	HBP	BLK	WP	HR	S	P	ERA	WHIP								
Bartolo Colon, R ERA: 4.54	7.0	W	28	6	0	0	6	3	0	0	0	0	0	82	120	0.00	1.286								
Ricardo Rincon, L ERA: 3.21	1.0		3	0	0	0	0	0	0	0	0	0	0	7	9	0.00	0.000								
Danys Baez, R ERA:	1.0		4	1	0	0	1	0	0	0	0	0	0	8	13	0.00	1.000								

Cleveland Indians @ Cincinnati Reds
Cinergy Field, Cincinnati, OH
Thu Jul 12 2001, 7:05 PM EDT
Att: 28,816 - Sunny - 79 F

AB 31
R 0
H 7
RBI 0
BB 3
SO 7
LOB 14



Batter	1	2	3	4	5	6	7	8	9	AB	R	H	RBI	BB	SO	LOB	TOP				
Kenny Lofton, L OBP: 0.310, SLG: 0.351	1-3 K		1-0 HR 1B		3-2 F9		4-2 BB			3	1	1	1	1	1	0	Cleveland Indians @ Cincinnati Reds Cinergy Field, Cincinnati, OH Fri Jul 13, 2001, 7:05 PM EDT Att: 38,790 - Sunny - 80 F				
Omar Vizquel, S OBP: 0.341, SLG: 0.327	0-0 B2-3		1-0 HR 1B		0-1 P4		1-1 P5			4	1	1	0	0	0	1					
Roberto Alomar, S OBP: 0.429, SLG: 0.544	0-1 F7		1-0 HR 1B		3-2 G3			0-0 G1-3		4	1	1	3	0	0	0					
Juan Gonzalez, R OBP: 0.388, SLG: 0.639		2-1 P6	2-3 HR 1B			1-1 L7		1-1 G6-3		4	0	0	0	0	1	0					
Jim Thome, L OBP: 0.419, SLG: 0.649	1-3 K			2-2 G4-3 1B		4-2 BB		1-3 K		3	1	1	0	1	2	0					
Marty Cordova, R OBP: 0.373, SLG: 0.530 Bob Wickman, R	1-2 F9			0-1 G4-3		0-1 F7		0-0 P4		4	0	0	0	0	0	2					
Travis Fryman, R OBP: 0.370, SLG: 0.315			0-1 G4-3 1B	3-0 1B		1-1 F8		1-2 G5-3		4	1	2	1	0	0	1					
Einar Diaz, R OBP: 0.364, SLG: 0.432			1-2 G4-3	2-1 F7			1-0 P6	1-0 G1-3		4	0	0	0	0	0	2					
CC Sabathia, L Paul Shuey, R Jolbert Cabrera, R	2-1 F3			0-0 G3			1-2 P6			3	0	0	0	0	0	2					
Inning Stats	R: 0 E: 0 K: 1 S: 6	H: 0 LOB: 0 BB: 0 P: 7	R: 0 E: 0 K: 1 S: 8	H: 0 LOB: 0 BB: 0 P: 12	R: 4 E: 0 K: 1 S: 13	H: 4 LOB: 0 BB: 0 P: 21	R: 1 E: 0 K: 0 S: 9	H: 2 LOB: 1 BB: 0 P: 16	R: 0 E: 0 K: 0 S: 10	H: 0 LOB: 1 BB: 1 P: 16	R: 0 E: 0 K: 0 S: 9	H: 0 LOB: 0 BB: 1 P: 16	R: 0 E: 0 K: 1 S: 6	H: 0 LOB: 0 BB: 0 P: 8	R: 0 E: 0 K: 0 S: 6	H: 0 LOB: 0 BB: 0 P: 8		1B: 5 2B: 0 3B: 0 HR: 1	SF: 0 SAC: 0 DP: 0 HBP: 0	WP: 0 PB: 0 SB: 0 CS: 0	PA: 35
PITCHER	IP	WLS	BF	H	R	ER	SO	BB	IBB	HBP	BLK	WP	HR	S	P	ERA		WHIP			
Elmer Dessens, R ERA: 4.7	7.0	L	29	6	5	5	3	2	0	0	0	0	1	63	102	6.43		1.143			
Chris Nichting, R ERA: 3.1	1.0		3	0	0	0	1	0	0	0	0	0	0	6	8	0.00	0.000				
Danny Graves, R ERA: 3.92	1.0		3	0	0	0	0	0	0	0	0	0	0	6	8	0.00	0.000				

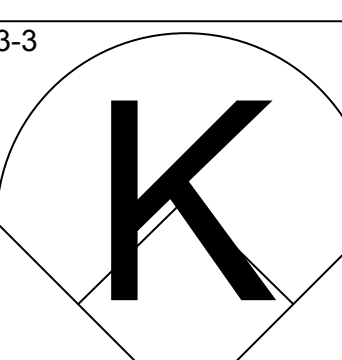
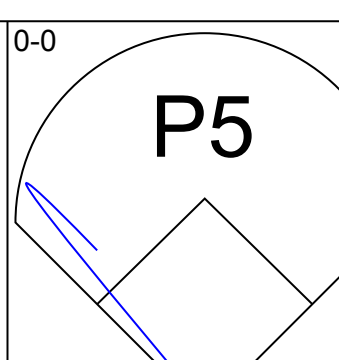
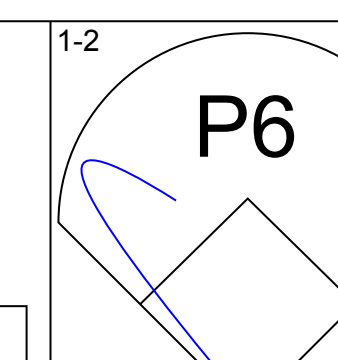
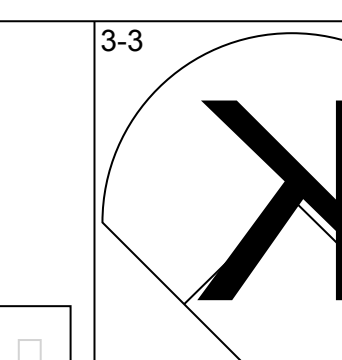
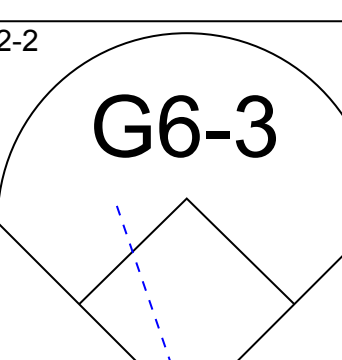
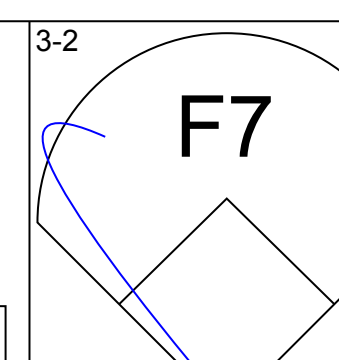
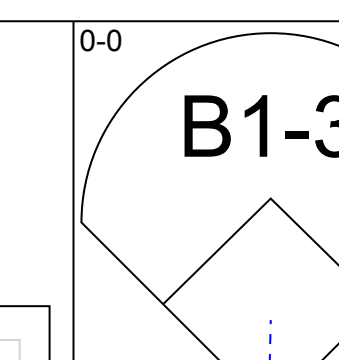
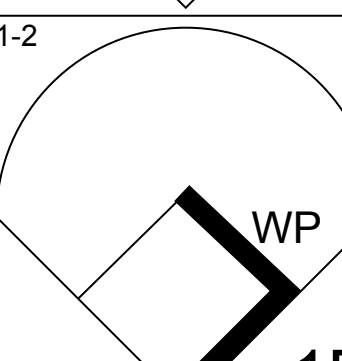
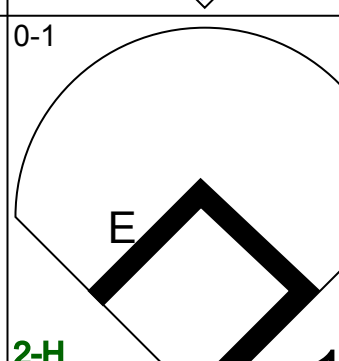
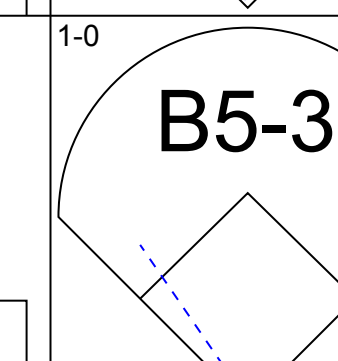
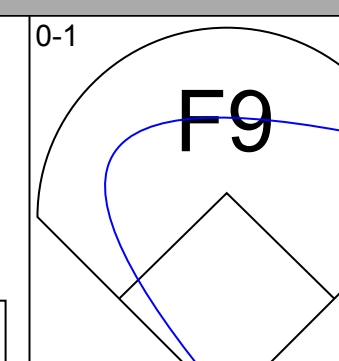
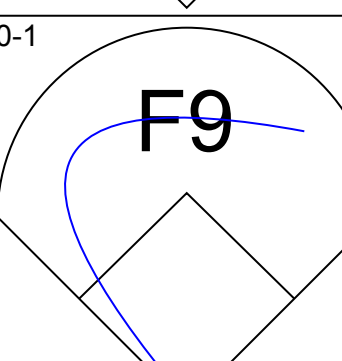
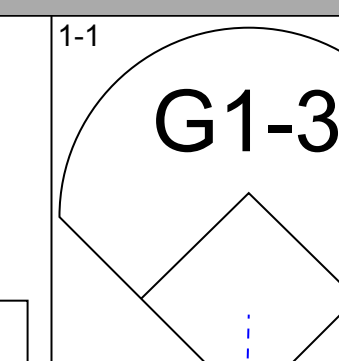
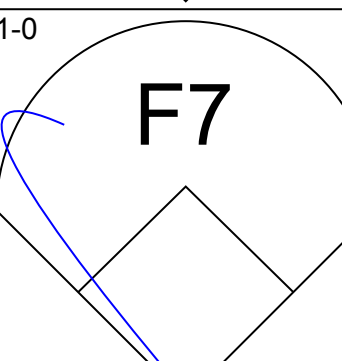
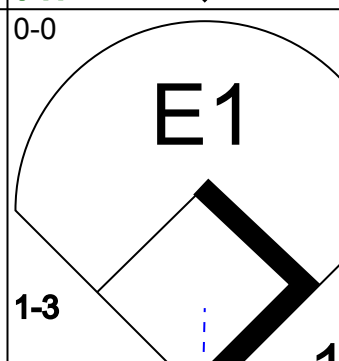
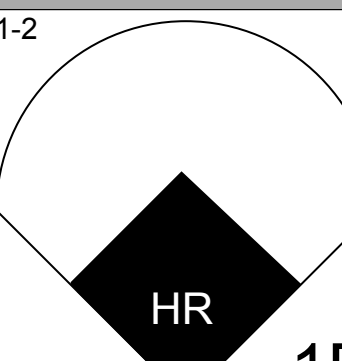
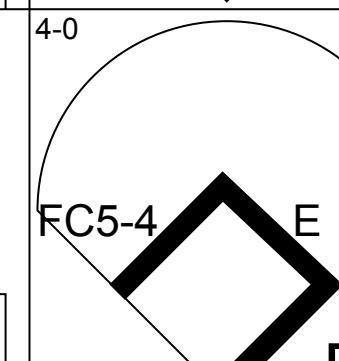
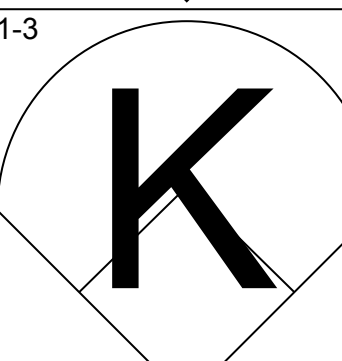
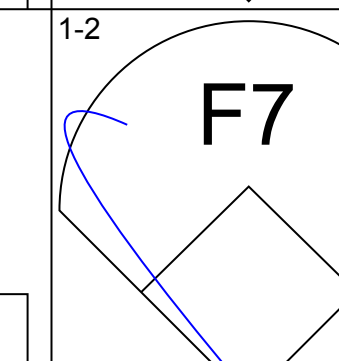
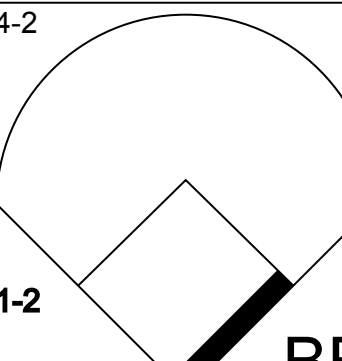
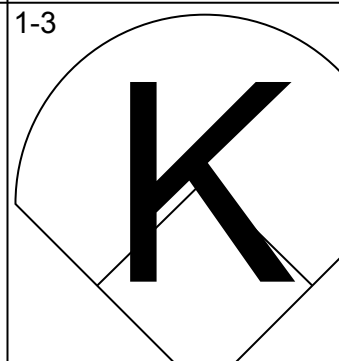
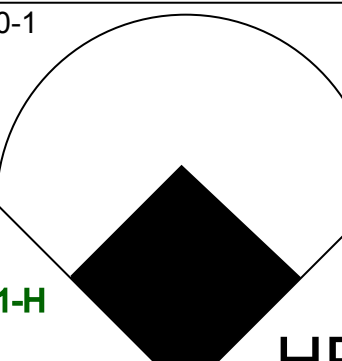
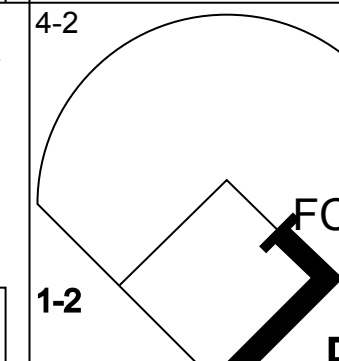

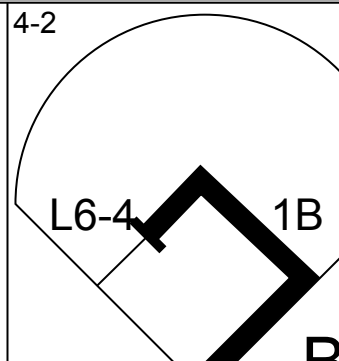
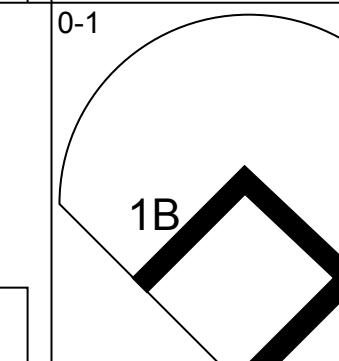
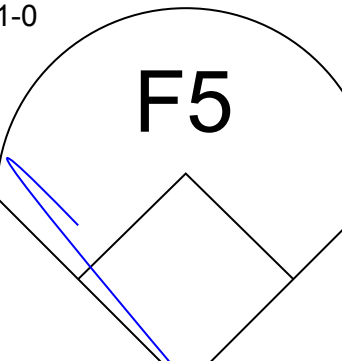
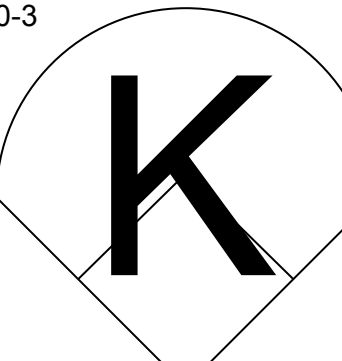
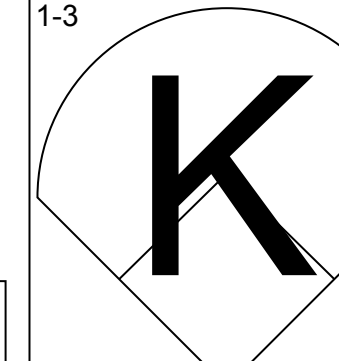

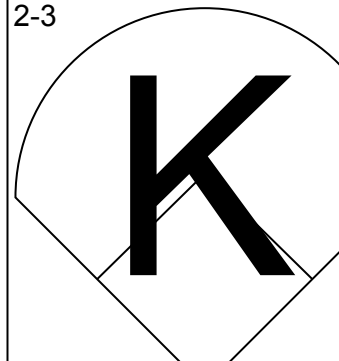
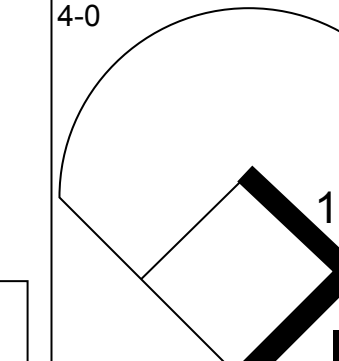
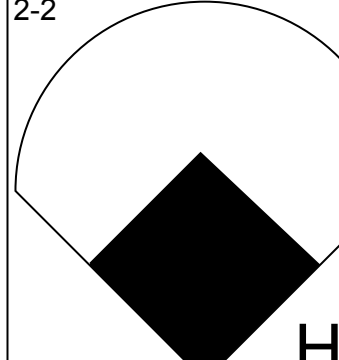

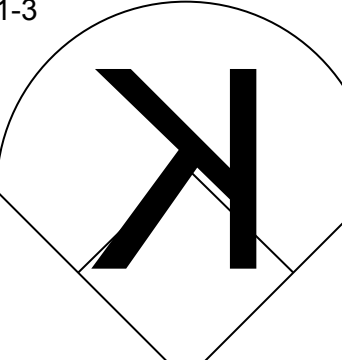
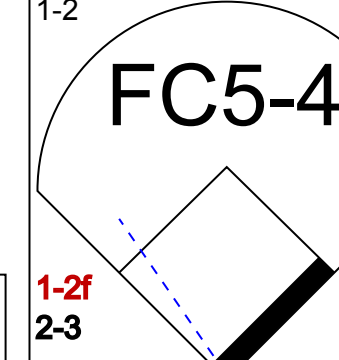
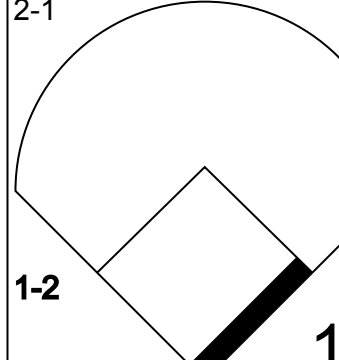
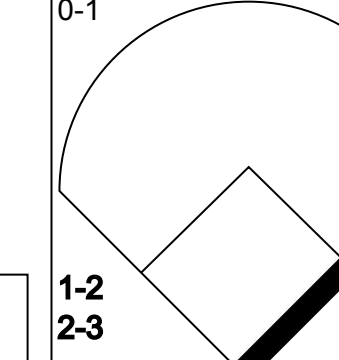
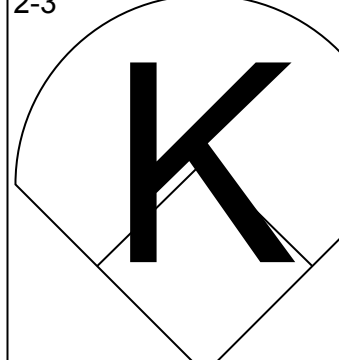

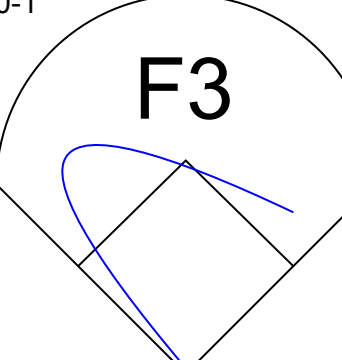
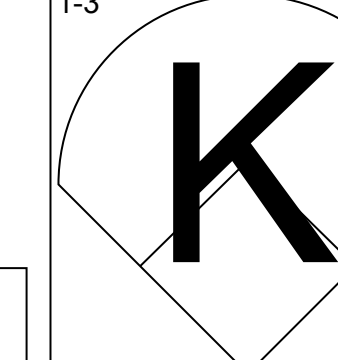
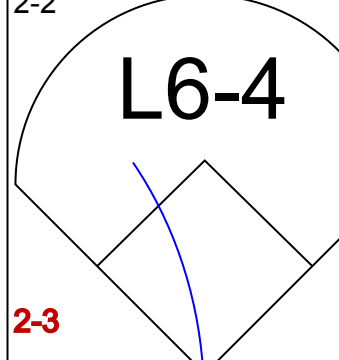
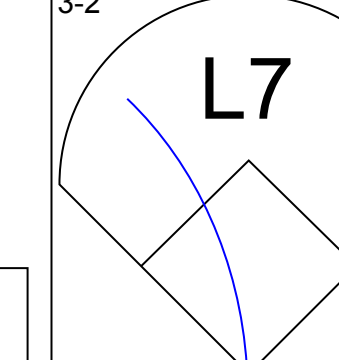
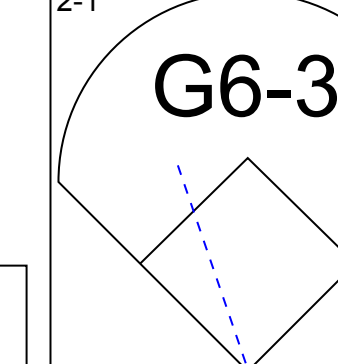
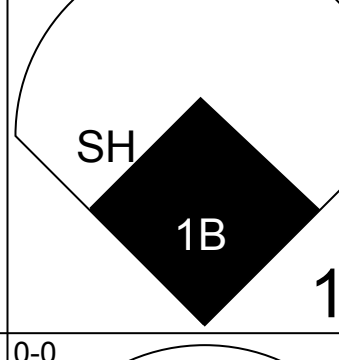
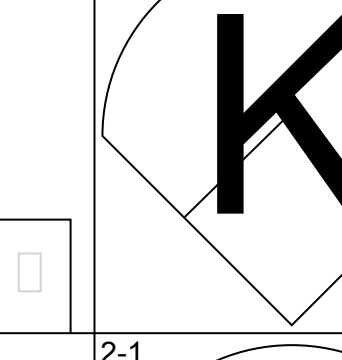
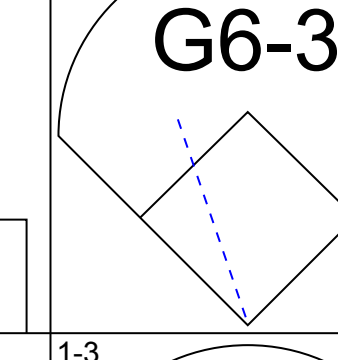
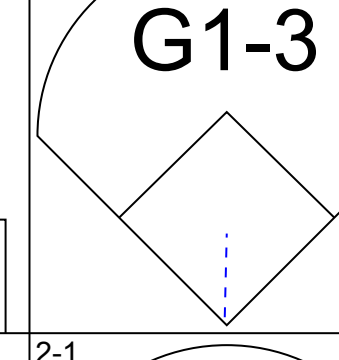
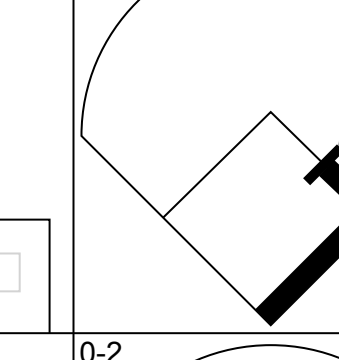
AB	33
R	5
H	6
RBI	5
BB	2
SO	4
LOB	8



Batter	1	2	3	4	5	6	7	8	9	AB	R	H	RBI	BB	SO	LOB	BOTTOM				
Alex Ochoa, R OBP: 0.342, SLG: 0.434	0-1 F8		4-0 CS BB		1-3 K		4-2 BB			2	0	0	0	2	1	1	Cleveland Indians @ Cincinnati Reds Cinergy Field, Cincinnati, OH Fri Jul 13, 2001, 7:05 PM EDT Att: 38,790 - Sunny - 80 F				
Pokey Reese, R OBP: 0.293, SLG: 0.347 Michael Tucker, L OBP: 0.317, SLG: 0.405 Chris Nichting, R Danny Graves, R	2-3 K		1-2 1B		2-3 K		2-3 K			3	1	1	0	0	2	1					
Ken Griffey Jr., L OBP: 0.345, SLG: 0.400	3-2 HBP		0-0 2B			3-3 K		1-2 L4		3	0	1	1	0	1	0					
Dmitri Young, S OBP: 0.361, SLG: 0.469	0-1 F8		0-3 K			1-1 F8		2-2 G4-3		4	0	0	0	0	1	2					
Sean Casey, L OBP: 0.376, SLG: 0.492		1-1 G5-3		3-2 F9		3-2 F8		1-1 G3		4	0	0	0	0	0	0					
Aaron Boone, R OBP: 0.343, SLG: 0.474		1-3 K		2-3 K2-3			1-3 K	2-2 F7		4	0	0	0	0	3	0					
Jason LaRue, R OBP: 0.289, SLG: 0.411		0-0 1B		1-3 K			0-3 K	1-1 G5-3		4	0	1	0	0	2	0					
Juan Castro, R OBP: 0.244, SLG: 0.245		0-1 G1-3			1-1 SH3-4 1B		4-2 BB BB	0-0 G6-3		3	0	1	0	1	0	1					
Elmer Dessens, R OBP: 0.147, SLG: 0.065 Ruben Rivera, R OBP: 0.319, SLG: 0.422 Wilton Guerrero, S			2-3 K		0-0 SH3-4 1B		4-1 BB BB			1	0	0	0	0	1	0					
Inning Stats	R: 0 E: 0 K: 1 S: 12	H: 0 LOB: 1 BB: 0 P: 17	R: 0 E: 0 K: 1 S: 8	H: 1 LOB: 1 BB: 0 P: 10	R: 1 E: 0 K: 2 S: 10	H: 2 LOB: 1 BB: 1 P: 17	R: 0 E: 0 K: 2 S: 10	H: 0 LOB: 0 BB: 0 P: 16	R: 0 E: 0 K: 1 S: 9	H: 0 LOB: 0 BB: 0 P: 16	R: 0 E: 0 K: 3 S: 16	H: 0 LOB: 3 BB: 3 P: 31	R: 0 E: 0 K: 0 S: 9	H: 0 LOB: 0 BB: 0 P: 13	R: 0 E: 0 K: 0 S: 6	H: 0 LOB: 0 BB: 0 P: 9		1B: 3 2B: 1 3B: 0 HR: 0	SF: 0 SAC: 1 DP: 0 HBP: 1	WP: 0 PB: 0 SB: 0 CS: 1	PA: 35
PITCHER	IP	WLS	BF	H	R	ER	SO	BB	IBB	HBP	BLK	WP	HR	S	P	ERA		WHIP			
CC Sabathia, L ERA: 4.48	6.2	W	27	4	1	1	11	3	0	1	0	0	0	69	109	1.35		1.050			
Paul Shuey, R ERA: 2.13	1.1	H	5	0	0	0	1	1	0	0	0	0	0	14	24	0.00	0.750				
Bob Wickman, R ERA: 2.68	1.0		3	0	0	0	0	0	0	0	0	0	0	6	9	0.00	0.000				

AB	29
R	1
H	4
RBI	1
BB	4
SO	12
LOB	8

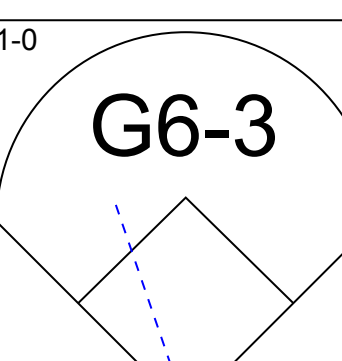
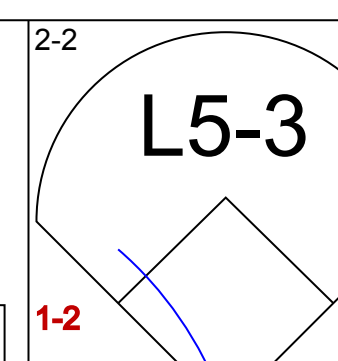
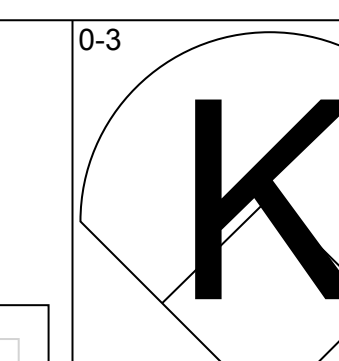
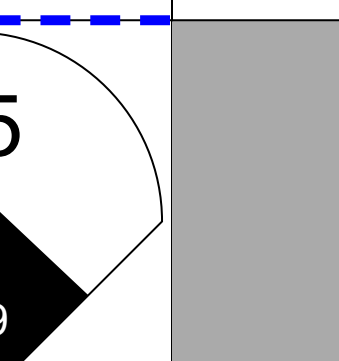
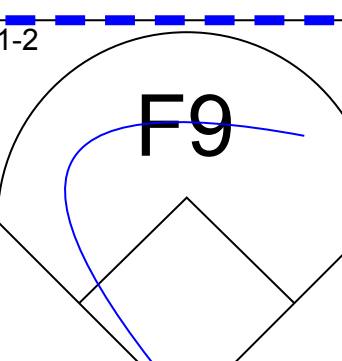
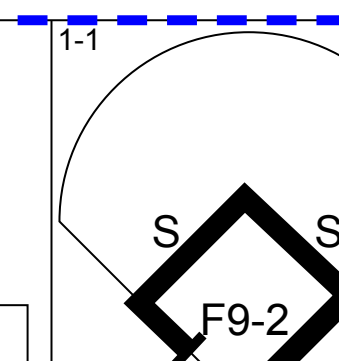
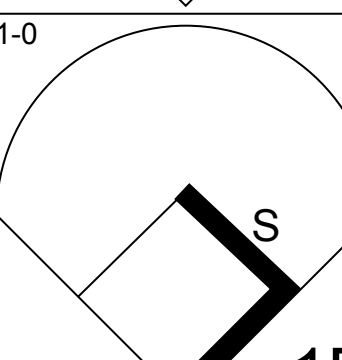
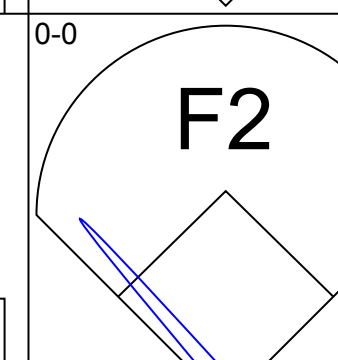
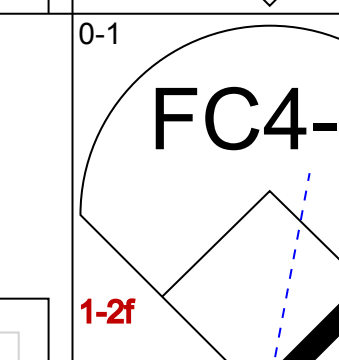
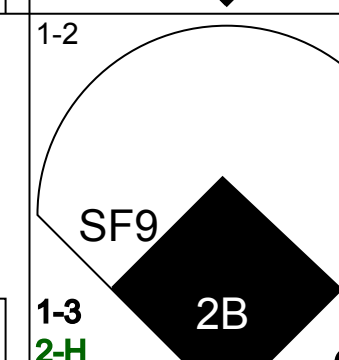
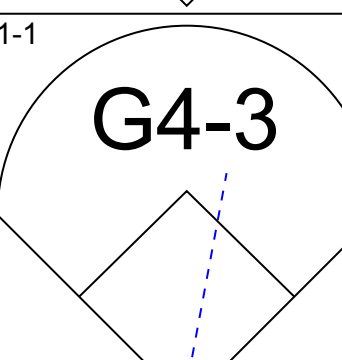
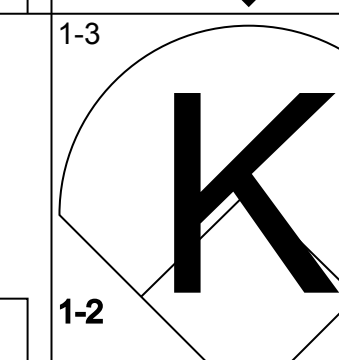
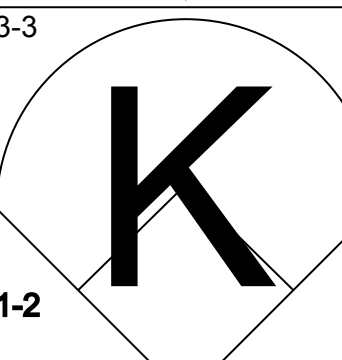
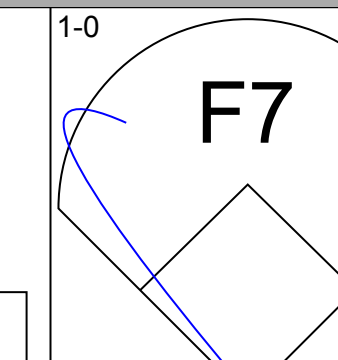
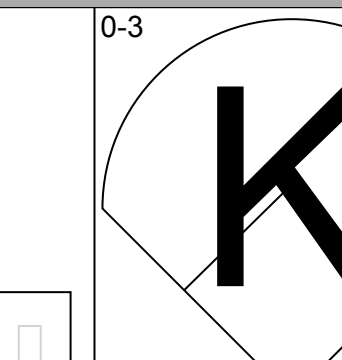
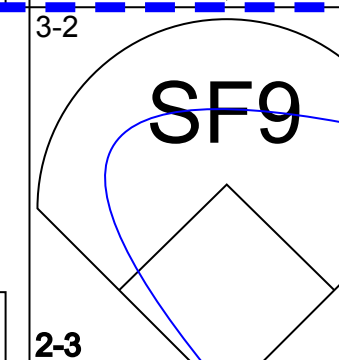
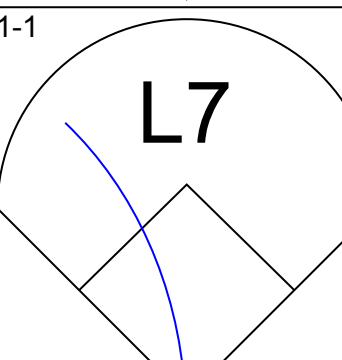
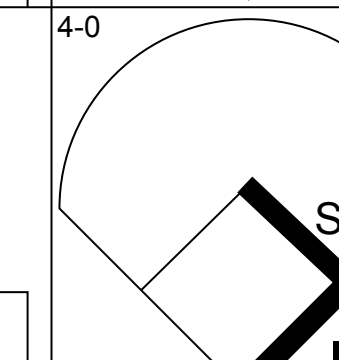
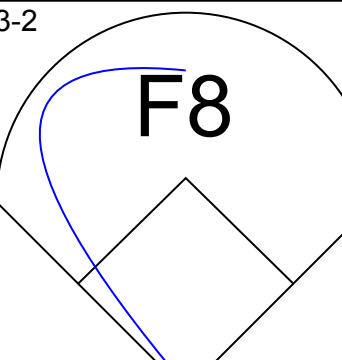
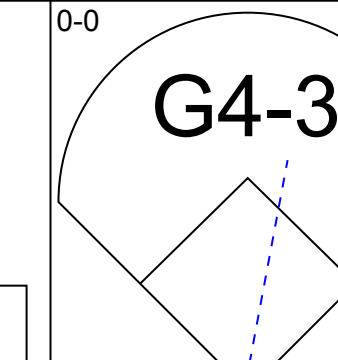
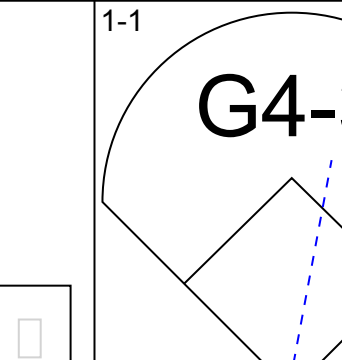
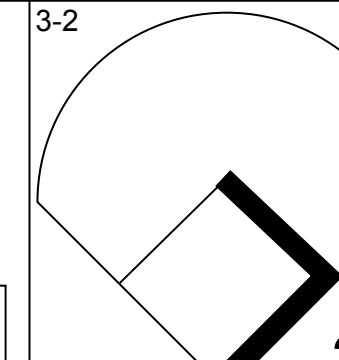
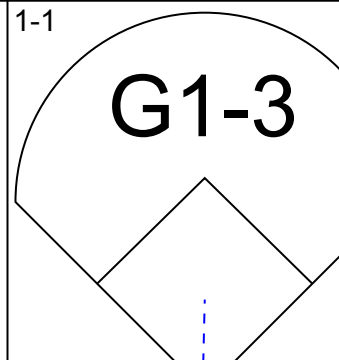
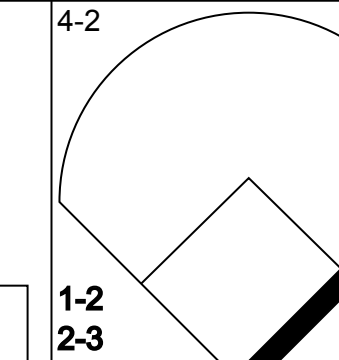
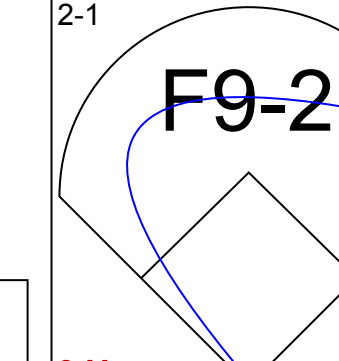
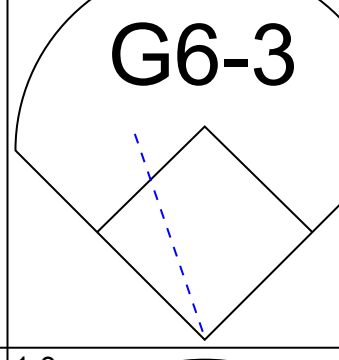
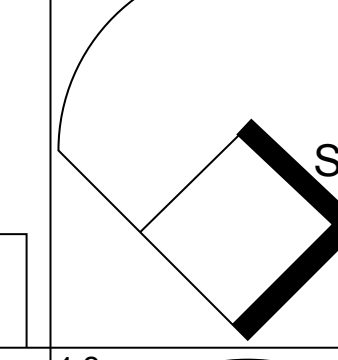
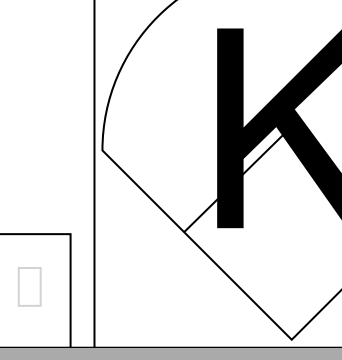
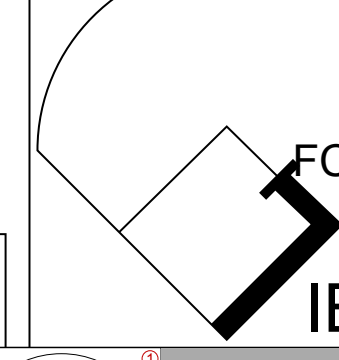
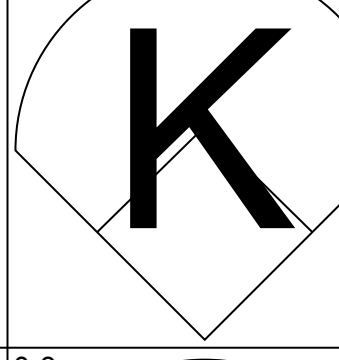
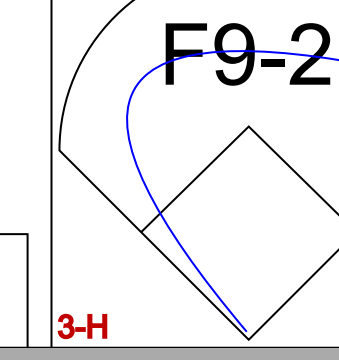
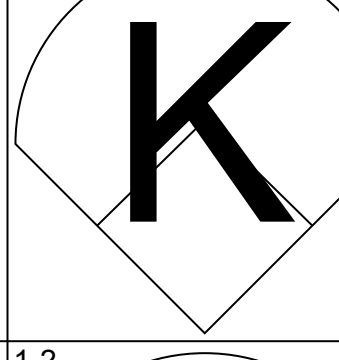
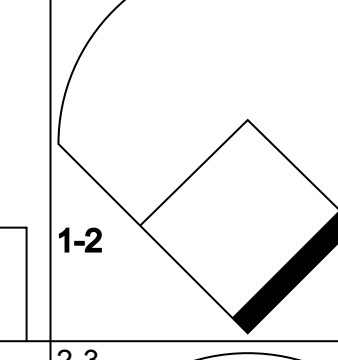
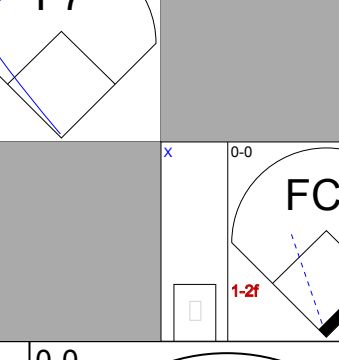
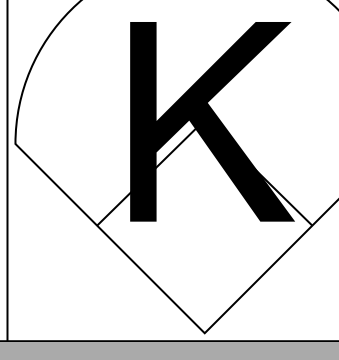
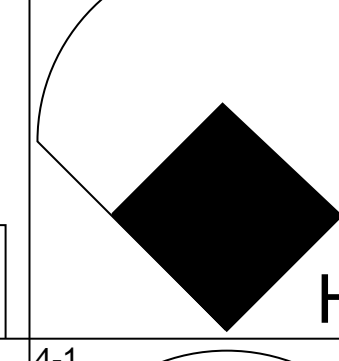
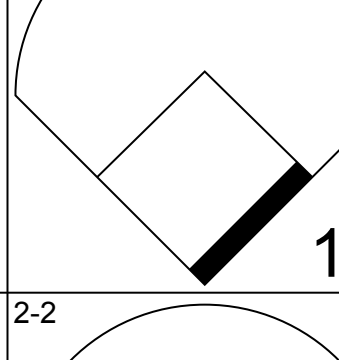
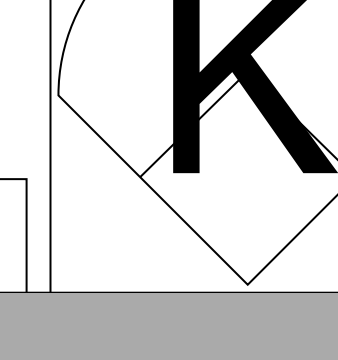

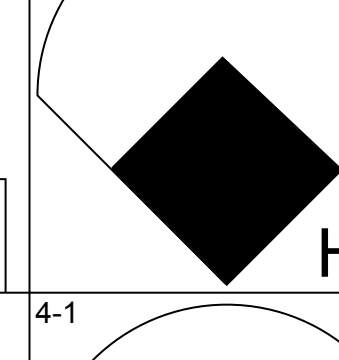

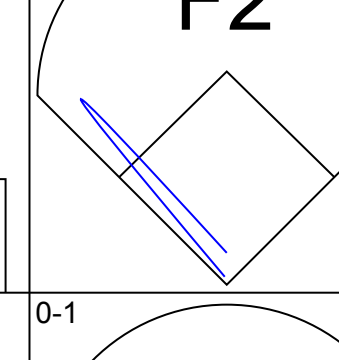
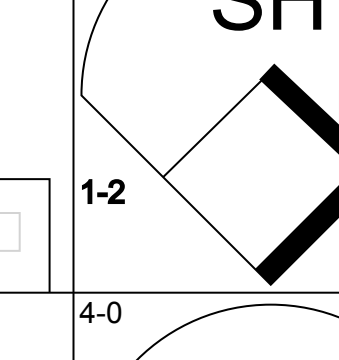
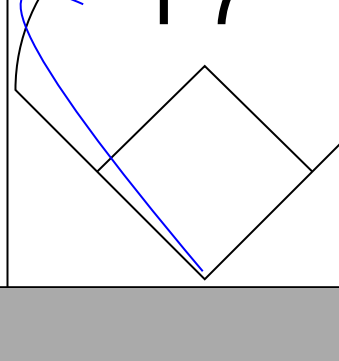
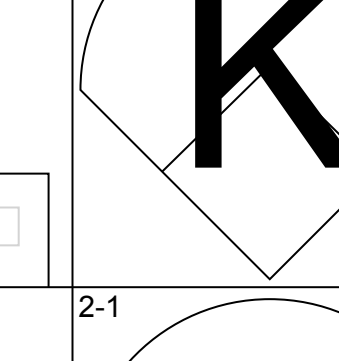
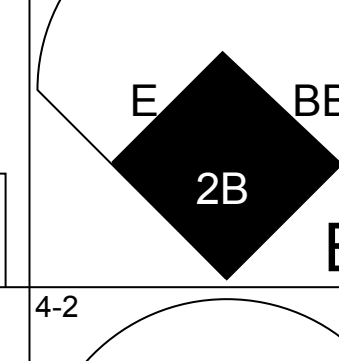

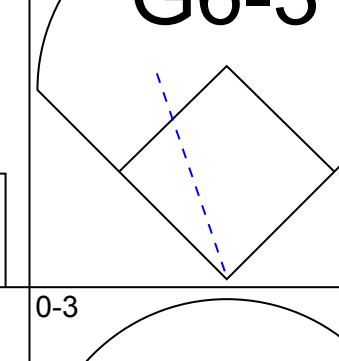
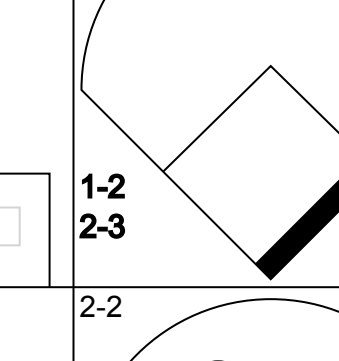
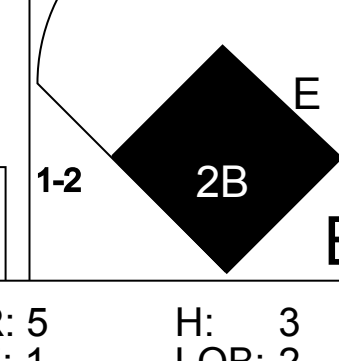
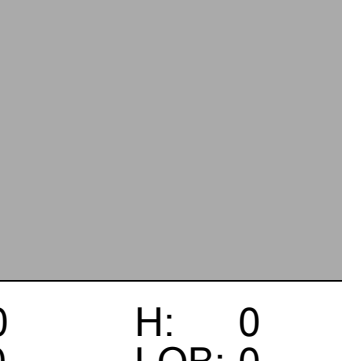


Batter	1	2	3	4	5	6	7	8	9	10	11	12	13	AB	R	H	RBI	BB	SO	LOB	TOP			
Kenny Lofton, L OBP: 0.302, SLG: 0.341 (1, 8)														7	0	0	0	0	2	3				
Omar Vizquel, S OBP: 0.341, SLG: 0.327 (1, 6)														6	0	2	2	0	0	1				
Roberto Alomar, S OBP: 0.430, SLG: 0.542 (1, 4)														5	1	2	0	1	1	1				
Juan Gonzalez, R OBP: 0.396, SLG: 0.652 (1, 9)														3	1	2	2	3	1	2				
Jim Thome, L OBP: 0.414, SLG: 0.637 (1, 3)														5	0	0	0	1	3	5				
Ellis Burks, R OBP: 0.372, SLG: 0.598 (7, 7)														4	1	2	1	0	1	2				
Travis Fryman, R OBP: 0.356, SLG: 0.302 (10, 1)														5	0	0	0	0	2	3				
Wil Cordero, R OBP: 0.377, SLG: 0.420 (12, PH)														0	0	0	0	0	0	0				
John Rocker, R (12, 1)														0	0	0	0	0	0	0				
Tim Laker, R OBP: 0.333, SLG: 0.231 (1, 2)														5	1	2	0	1	1	0				
Dave Burba, R (7, 1)														2	1	0	0	0	1	1				
Paul Shuey, R (7, 1)														0	0	0	0	0	0	0				
Ricardo Rincon, L (8, PH)														1	0	0	0	0	0	0				
Russell Branyan, L OBP: 0.310, SLG: 0.523 (9, 1)														0	0	0	0	0	0	0				
Bob Wickman, R (9, 1)														0	0	0	0	0	0	0				
Rich Rodriguez, L (9, 1)														2	0	0	0	0	0	0				
Manny Corporea, R OBP: 0.370, SLG: 0.523 (9, 1)														0	0	0	0	0	0	0				
Inning Stats	R: 0 E: 0 K: 1	H: 1 LOB: 2 BB: 1 P: 23	R: 3 E: 2 K: 2 S: 15	H: 4 LOB: 2 BB: 0 P: 20	R: 0 E: 0 K: 0 S: 8	H: 1 LOB: 0 BB: 1 P: 12	R: 2 E: 0 K: 2 S: 15	H: 2 LOB: 0 BB: 0 P: 17	R: 0 E: 0 K: 2 S: 10	H: 0 LOB: 2 BB: 2 P: 20	R: 0 E: 1 K: 1 S: 10	H: 0 LOB: 0 BB: 0 P: 14	R: 0 E: 0 K: 0 S: 8	H: 0 LOB: 0 BB: 0 P: 11	R: 0 E: 0 K: 1 S: 13	H: 1 LOB: 1 BB: 1 P: 23	R: 0 E: 0 K: 0 S: 5	H: 2 LOB: 3 BB: 1 P: 22	R: 0 E: 0 K: 0 S: 5	H: 1 LOB: 0 BB: 0 P: 7	1B: 9 2B: 2 3B: 0 HR: 2	SF: 0 SAC: 1 DP: 3 HBP: 0	WP: 1 PB: 0 SB: 0 CS: 0	PA: 55
PITCHER	IP	WLS	BF	H	R	ER	SO	BB	IBB	HBP	BLK	WP	HR	S	P	ERA	WHIP							
Jim Brower, R ERA: 3.74 (1, 1)	5.0		25	8	5	3	6	2	0	0	0	0	2	60	87	5.40	2.000							
Hector Mercado, L ERA: 3.55 (6, 1)	1.2		7	0	0	0	3	2	0	0	0	0	0	17	32	0.00	1.200							
Chris Nichting, R ERA: 3.05 (7, 1)	0.1		1	0	0	0	0	0	0	0	0	0	0	3	4	0.00	0.000							
Scott Sullivan, R ERA: 3.07 (8, 1)	3.0		10	1	0	0	4	1	0	0	0	0	0	31	48	0.00	0.667							
Danny Graves, R ERA: 3.86 (11, 1)	3.0	W	12	3	0	0	0	0	1	0	0	0	0	26	42	0.00	1.000							

Cleveland Indians @ Cincinnati Reds
Cinergy Field, Cincinnati, OH
Sat Jul 14 2001, 1:15 PM EDT
Att: 40,794 - Sunny - 78 F

AB 48
R 5
H 12
RBI 5
BB 6
SO 13
LOB 22



Batter	1	2	3	4	5	6	7	8	9	10	11	12	13	AB	R	H	RBI	BB	SO	LOB	BOTTOM			
Pokey Reese, R OBP: 0.291, SLG: 0.343 (1, 6)														6	1	1	0	0	1	4				
Dmitri Young, S OBP: 0.368, SLG: 0.469 (1, 7)														6	1	2	2	0	1	2				
Ken Griffey Jr., L OBP: 0.336, SLG: 0.384 (1, 8)														4	0	0	1	1	2	1				
Sean Casey, L OBP: 0.377, SLG: 0.490 (1, 3)														5	0	1	1	1	0	1				
Wilton Guerrero, S OBP: 0.118, SLG: 0.118 (13, 7)														0	0	0	0	0	0	0				
Aaron Boone, R OBP: 0.342, SLG: 0.468 (1, 5)														5	0	1	0	1	2	3				
Michael Tucker, L OBP: 0.316, SLG: 0.399 (8, 1)														3	0	0	0	1	1	2				
Alex Ochoa, R OBP: 0.341, SLG: 0.432 (10, PH)														0	0	0	0	0	0	0				
Danny Graves, R OBP: 0.333, SLG: 1.333 (11, 1)														1	0	0	0	0	0	0				
Jason LaRue, R OBP: 0.292, SLG: 0.411 (13, PH)														0	1	0	0	0	0	0				
Kelly Stinnett, R OBP: 0.338, SLG: 0.469 (1, 2)														5	1	2	1	0	1	2				
Bill Selby, L OBP: 0.273, SLG: 0.391 (1, 4)														4	1	0	0	1	2	1				
Juan Castro, R OBP: 0.245, SLG: 0.245 (13, PH)														0	0	0	0	1	0	0				
Jim Brower, R ERA: 6.22 (1, 1)	6.1		27	6	3	2	7	3	0	0	0	0	0	68	108	2.84	1.421							
Paul Shuey, R ERA: 2.13 (7, 1)	0.0		2	1	0	0	0	0	0	0	0	0	0	8	11	=	=							
Ricardo Rincon, L ERA: 3.14 (7, 1)	0.2	B	4	1	2	0	0	0	1	0	0	0	0	9	19	0.00	1.500							
Bob Wickman, R ERA: 2.61 (8, 1)	1.0		3	0	0	0	1	0	0	0	0	0	0	9	12	0.00	0.000							
Rich Rodriguez, L ERA: 3.91 (8, 1)	1.1		4	0	0	0	0	0	0	0	0	0	0	9	13	0.00	0.000							
Inning Stats	R: 0 E: 0 K: 1	H: 1 LOB: 1 BB: 1 P: 17	R: 0 E: 0 K: 1 S: 11	H: 1 LOB: 0 BB: 0 P: 15	R: 0 E: 0 K: 0 S: 8	H: 1 LOB: 0 BB: 1 P: 10	R: 0 E: 0 K: 2 S: 12	H: 1 LOB: 1 BB: 0 P: 15	R: 0 E: 0 K: 0 S: 8	H: 0 LOB: 0 BB: 0 P: 10	R: 5 E: 1 K: 0 S: 26	H: 3 LOB: 2 BB: 3 P: 50	R: 0 E: 0 K: 1 S: 9	H: 0 LOB: 0 BB: 0 P: 12	R: 0 E: 0 K: 0 S: 7	H: 0 LOB: 0 BB: 0 P: 9	R: 0 E: 0 K: 1 S: 9	H: 1 LOB: 2 BB: 2 P: 21	R: 1 E: 1 K: 0 S: 6	H: 0 LOB: 2 BB: 1 P: 15	1B: 6 2B: 4 3B: 0 HR: 1	SF: 2 SAC: 1 DP: 2 HBP: 1	WP: 0 PB: 0 SB: 5 CS: 0	PA: 54
PITCHER	IP	WLS	BF	H	R	ER	SO	BB	IBB	HBP	BLK	WP	HR	S	P	ERA	WHIP							
Danys Baez, R ERA: 3.35 (10, 1)	1.2		5	0	0	0	3	0	0	0	0	0	0	15	17	0.00	0.000							
John Rocker, L ERA: 3.35 (12, 1)	1.1	L	9	1	1	1	1	2	1	1	0	0	0	15	36	6.75	2.250							

Cleveland Indians @ Cincinnati Reds
Cinergy Field, Cincinnati, OH
Sat Jul 14 2001, 1:15 PM EDT
Att: 40,794 - Sunny - 78 F

AB 43
R 6
H 9
RBI 6
BB 7
SO 12
LOB 16



Batter	1	2	3	4	5	6	7	8	9	AB	R	H	RBI	BB	SO	LOB	TOP		
Omar Vizquel, S (1, 6) OBP: 0.340, SLG: 0.327 Marty Cordova, R (9, PH) OBP: 0.369, SLG: 0.523										4	1	1	0	0	0	1			
Ellis Burks, R (1, 7) OBP: 0.369, SLG: 0.590										4	0	0	0	0	2	1			
Roberto Alomar, S (1, 4) OBP: 0.428, SLG: 0.537										3	1	0	0	1	1	2			
Juan Gonzalez, R (1, 9) OBP: 0.399, SLG: 0.659										4	1	3	1	0	0	0			
Jim Thome, L (1, 3) OBP: 0.415, SLG: 0.634										3	0	1	1	1	1	2			
Einar Diaz, R (1, 2) OBP: 0.395, SLG: 0.425										4	0	0	0	0	1	4			
Kenny Lofton, L (1, 8) OBP: 0.302, SLG: 0.337										3	0	0	1	1	1	1			
Russell Branyan, L (1, 5) OBP: 0.315, SLG: 0.486										3	0	1	0	1	2	1			
37 Jake Westbrook, R (1, 1) Danys Baez, R (5, 1) Wil Cordero, R (6, PH) OBP: 0.375, SLG: 0.423 Steve Woodard, L (6, 1) Jolbert Cabrera, R (9, PH) OBP: 0.335, SLG: 0.352										1	0	0	0	0	1	0			
Inning Stats	R: 1 E: 0 K: 0 S: 13	H: 2 LOB: 2 BB: 1 P: 26	R: 0 E: 0 K: 0 S: 8	H: 1 LOB: 1 BB: 0 P: 11	R: 0 E: 0 K: 1 S: 9	H: 0 LOB: 1 BB: 1 P: 15	R: 0 E: 0 K: 1 S: 7	H: 0 LOB: 1 BB: 1 P: 14	R: 0 E: 0 K: 2 S: 8	H: 2 LOB: 2 BB: 2 P: 12	R: 0 E: 0 K: 1 S: 11	H: 1 LOB: 2 BB: 0 P: 15	R: 0 E: 0 K: 2 S: 8	H: 0 LOB: 0 BB: 0 P: 10	R: 0 E: 0 K: 1 S: 7	H: 0 LOB: 0 BB: 0 P: 11	1B: 5 2B: 0 3B: 1 HR: 0	SF: 0 SAC: 1 DP: 0 HBP: 1	WP: 0 PA: 38 PB: 0 SB: 1 CS: 0
PITCHER	IP WLS BF H R ER SO BB IBB HBP BLK WP HR S P ERA WHIP																		
Tim Redding, R (1, 1) ERA: 6.85	5.0 W 23 5 3 3 4 3 0 0 0 0 0 0 51 91 5.40 1.600																		
Nelson Cruz, R (6, 1) ERA: 3.79	1.0 H 4 0 0 0 2 0 1 0 0 0 0 0 11 17 0.00 0.000																		
Octavio Dotel, R (7, 1) ERA: 3.07	1.0 H 5 1 0 0 1 0 0 1 0 0 0 0 11 15 0.00 1.000																		
Michael Jackson, R (8, 1) ERA: 3.66	1.0 H 3 0 0 0 2 0 0 0 0 0 0 0 8 10 0.00 0.000																		
Billy Wagner, L (9, 1) ERA: 2.53	1.0 S 3 0 0 0 1 0 0 0 0 0 0 0 7 11 0.00 0.000																		

Cleveland Indians @ Houston Astros
Enron Field, Houston, TX
Sun Jul 15 2001, 2:35 PM EDT
Att: 39,127 - Dome - 72 F

AB	32
R	3
H	6
RBI	3
BB	4
SO	10
LOB	14



Batter	1	2	3	4	5	6	7	8	9	AB	R	H	RBI	BB	SO	LOB	BOTTOM		
Craig Biggio, R (1, 4) OBP: 0.395, SLG: 0.496										3	1	2	0	1	1	0			
Julio Lugo, R (1, 6) OBP: 0.335, SLG: 0.433										4	1	0	0	1	1	4			
5 Jeff Bagwell, R (1, 3) OBP: 0.383, SLG: 0.545										3	1	1	0	1	1	3			
Daryle Ward, L (1, 7) OBP: 0.314, SLG: 0.469 Billy Wagner, L (9, 1)										4	1	2	1	0	0	1			
Moises Alou, R (1, 9) OBP: 0.407, SLG: 0.619										2	1	1	2	1	0	1			
Richard Hidalgo, R (1, 8) OBP: 0.355, SLG: 0.467										3	0	0	0	0	1	2			
Vinny Castilla, R (1, 5) OBP: 0.305, SLG: 0.461										3	0	1	1	1	1	1			
Brad Ausmus, R (1, 2) OBP: 0.266, SLG: 0.291										4	0	2	1	0	1	1			
Tim Redding, R (1, 1) ERA: 6.85 Nelson Cruz, R (6, 1) ERA: 3.79 Jose Vizcaino, S (6, PH) OBP: 0.207, SLG: 0.250 Octavio Dotel, R (7, 1) ERA: 3.07 Michael Jackson, R (8, 1) ERA: 3.66 17 Lance Berkman, S (9, 7) OBP: 0.405, SLG: 0.704										2	0	0	0	0	2	2			
Inning Stats	R: 0 E: 0 K: 1 S: 11	H: 1 LOB: 0 BB: 0 P: 17	R: 1 E: 0 K: 2 S: 14	H: 2 LOB: 1 BB: 1 P: 25	R: 0 E: 0 K: 1 S: 12	H: 1 LOB: 1 BB: 0 P: 16	R: 0 E: 0 K: 2 S: 8	H: 0 LOB: 1 BB: 1 P: 16	R: 3 E: 0 K: 1 S: 13	H: 2 LOB: 2 BB: 2 P: 32	R: 0 E: 0 K: 2 S: 12	H: 2 LOB: 2 BB: 0 P: 15	R: 1 E: 0 K: 0 S: 9	H: 1 LOB: 0 BB: 0 P: 13	R: 0 E: 0 K: 0 S: 6	H: 0 LOB: 1 BB: 1 P: 12	1B: 7 2B: 1 3B: 0 HR: 1	SF: 1 SAC: 0 DP: 0 HBP: 2	WP: 2 PA: 39 PB: 0 SB: 0 CS: 1
PITCHER	IP WLS BF H R ER SO BB IBB HBP BLK WP HR S P ERA WHIP																		
37 Jake Westbrook, R (1, 1) ERA: 3.6	4.1 L 22 5 4 4 4 3 1 1 0 0 0 0 54 95 3.00 1.846																		
Danys Baez, R (5, 1) ERA: 3.82	0.2 3 1 0 0 0 0 0 0 1 0 0 0 4 11 0.00 1.500																		
Steve Woodard, R (6, 1) ERA: 3.82	3.0 13 3 1 1 2 1 0 0 0 0 0 1 27 40 3.00 1.333																		

Cleveland Indians @ Houston Astros
Enron Field, Houston, TX
Sun Jul 15 2001, 2:35 PM EDT
Att: 39,127 - Dome - 72 F

AB	30
R	5
H	9
RBI	5
BB	5
SO	9
LOB	16




Batter	1	2	3	4	5	6	7	8	9	AB	R	H	RBI	BB	SO	LOB	TOP					
Kenny Lofton, L (1, 8) OBP: 0.304, SLG: 0.351										4	1	2	2	0	1	0	Cleveland Indians @ Houston Astros Enron Field, Houston, TX Mon Jul 16 2001, 8:05 PM EDT Att: 30,834 - Dome - 72 F					
Marty Cordova, R (9, PH) OBP: 0.367, SLG: 0.520										1	0	0	0	0	1	1						
Omar Vizquel, S (1, 6) OBP: 0.341, SLG: 0.324										3	1	0	0	2	2	2						
Roberto Alomar, S (1, 4) OBP: 0.430, SLG: 0.555										4	3	2	3	1	1	1						
Juan Gonzalez, R (1, 9) OBP: 0.399, SLG: 0.653										3	1	0	0	2	0	1						
Jim Thome, L (1, 3) OBP: 0.415, SLG: 0.629										4	0	1	2	1	1	0						
Wil Cordero, R (1, 7) OBP: 0.372, SLG: 0.418										4	0	1	0	0	2	2						
Jolbert Cabrera, R (8, 7) OBP: 0.333, SLG: 0.349										1	0	0	0	0	1	2						
Travis Fryman, R (1, 5) OBP: 0.360, SLG: 0.308										4	0	2	1	0	1	1						
Einar Diaz, R (1, 2) OBP: 0.355, SLG: 0.420										3	0	0	0	0	0	3						
Dave Burba, R (8, 1) OBP: 0.320, SLG: 0.286										0	0	0	0	0	0	0						
Charles Nagy, L (1, 1) OBP: 0.287, SLG: 1.000										1	1	1	0	0	0	0						
Russell Brantley, R (6, PH) OBP: 0.314, SLG: 0.484										1	0	0	0	0	0	0						
Danys Baez, R (6, 1) OBP: 0.313, SLG: 0.484										0	0	0	0	0	0	0						
Rich Rodriguez, L (6, 1) OBP: 0.313, SLG: 0.484										0	0	0	0	0	0	0						
Paul Shuey, R (7, 1) OBP: 0.313, SLG: 0.484										0	0	0	0	0	0	0						
John Rocker, R (8, 1) OBP: 0.313, SLG: 0.484										0	0	0	0	0	0	0						
Tim Laker, R (9, 2) OBP: 0.320, SLG: 0.286										1	1	1	0	0	0	0						
Inning Stats	R: 0 E: 0 K: 0 S: 8	H: 0 LOB: 1 BB: 1 P: 15	R: 0 E: 0 K: 0 S: 9	H: 1 LOB: 1 BB: 0 P: 12	R: 3 E: 0 K: 2 S: 17	H: 3 LOB: 0 BB: 0 P: 24	R: 0 E: 1 K: 0 S: 8	H: 1 LOB: 2 BB: 0 P: 13	R: 3 E: 0 K: 2 S: 17	H: 2 LOB: 2 BB: 3 P: 34	R: 0 E: 0 K: 0 S: 4	H: 0 LOB: 0 BB: 0 P: 10	R: 0 E: 0 K: 0 S: 9	H: 0 LOB: 0 BB: 0 P: 11	R: 0 E: 0 K: 2 S: 8	H: 0 LOB: 0 BB: 0 P: 12	R: 2 E: 0 K: 3 S: 20	H: 2 LOB: 2 BB: 2 P: 30	1B: 7 2B: 0 3B: 0 HR: 3	SF: 0 SAC: 2 DP: 1 HBP: 0	WP: 1 PB: 0 SB: 1 CS: 0	PA: 42
PITCHER	IP	WLS	BF	H	R	ER	SO	BB	IBB	HBP	BLK	WP	HR	S	P	ERA	WHIP					
Scott Elarton, R (1, 1) ERA: 7.14	4.1		24	6	6	6	4	4	0	0	0	1	2	52	88	12.46	2.308					
Dave Mlicki, R (5, 1) ERA: 7.16	2.2		9	2	0	0	1	0	0	0	0	0	0	20	31	0.00	0.750					
Ron Villone, L (8, 1) ERA: 5.71	1.0	W	3	0	0	0	2	0	0	0	0	0	0	8	12	0.00	0.000					
Billy Wagner, L (9, 1) ERA: 3.25	1.0		7	2	2	2	3	2	0	0	0	0	1	20	30	18.00	4.000					


Batter	1	2	3	4	5	6	7	8	9	AB	R	H	RBI	BB	SO	LOB	BOTTOM				
Craig Biggio, R (1, 4) OBP: 0.396, SLG: 0.497										5	1	2	1	1	0	3	Cleveland Indians @ Houston Astros Enron Field, Houston, TX Mon Jul 16 2001, 8:05 PM EDT Att: 30,834 - Dome - 72 F				
Julio Lugo, R (1, 6) OBP: 0.335, SLG: 0.429										5	2	1	0	1	1	5					
5 Jeff Bagwell, R (1, 3) OBP: 0.383, SLG: 0.555										5	1	2	2	0	1	1					
17 Lance Berkman, S (1, 7) OBP: 0.455, SLG: 0.705										4	1	2	2	0	1	0					
Moises Alou, R (1, 9) OBP: 0.413, SLG: 0.618										2	1	1	0	3	0	0					
Richard Hidalgo, R (1, 8) OBP: 0.356, SLG: 0.467										4	2	2	0	1	0	3					
Vinny Castilla, R (1, 5) OBP: 0.307, SLG: 0.467										5	2	2	4	0	0	6					
Tony Eusebio, R (1, 2) OBP: 0.362, SLG: 0.500										3	0	2	1	2	1	1					
Scott Elarton, R (1, 1) ERA: 6.38										1	0	0	0	0	1	3					
Dave Mlicki, R (5, 1) ERA: 7.16										1	0	0	0	0	1	3					
Danys Baez, R (6, 1) ERA: 3.86										1	0	0	0	0	0	3					
Rich Rodriguez, L (6, 1) ERA: 5.71										0	0	0	0	0	0	0					
Paul Shuey, R (7, 1) ERA: 2.27										1	0	1	0	0	0	0					
John Rocker, L (8, 1) ERA: 4.2										0	0	0	0	0	0	0					
Billy Wagner, L (9, 1) ERA: 3.25										0	0	0	0	0	0	0					
Inning Stats	R: 0 E: 0 K: 0 S: 7	H: 2 LOB: 3 BB: 1 P: 11	R: 0 E: 0 K: 1 S: 8	H: 2 LOB: 3 BB: 1 P: 13	R: 1 E: 0 K: 0 S: 19	H: 2 LOB: 3 BB: 2 P: 32	R: 0 E: 0 K: 0 S: 10	H: 1 LOB: 1 BB: 1 P: 20	R: 3 E: 0 K: 1 S: 17	H: 4 LOB: 1 BB: 0 P: 26	R: 1 E: 0 K: 0 S: 10	H: 1 LOB: 0 BB: 0 P: 15	R: 0 E: 1 K: 0 S: 12	H: 0 LOB: 3 BB: 2 P: 24	R: 0 E: 0 K: 2 S: 22	H: 5 LOB: 2 BB: 2 P: 38	1B: 9 2B: 5 3B: 0 HR: 1	SF: 1 SAC: 1 DP: 1 HBP: 0	WP: 1 PB: 0 SB: 1 CS: 0	PA: 47	
PITCHER	IP	WLS	BF	H	R	ER	SO	BB	IBB	HBP	BLK	WP	HR	S	P	ERA	WHIP				
Charles Nagy, R (1, 1) ERA: 6.38	5.0		27	9	4	4	2	3	1	0	0	1	0	8	12	13.50	1.500				
Danys Baez, R (6, 1) ERA: 3.86	0.2	H	3	1	1	1	1	0	0	0	0	0	0	2	3	0.00	0.000				
Rich Rodriguez, L (6, 1) ERA: 5.71	0.1	H	1	0	0	0	0	0	0	0	0	0	0	2	3	0.00	0.000				
Paul Shuey, R (7, 1) ERA: 2.27	1.1	H	8	0	1	1	1	3	0	0	0	0	0	16	35	6.75	2.250				
John Rocker, L (8, 1) ERA: 4.2	0.1	L	7	5	4	4	1	0	1	0	0	0	0	16	25	108.00	15.000				

AB	34
R	8
H	10
RBI	8
BB	6
SO	10
LOB	13

AB	37
R	10
H	15
RBI	10
BB	8
SO	5
LOB	26



Batter	1	2	3	4	5	6	7	8	9	AB	R	H	RBI	BB	SO	LOB	TOP										
Kenny Lofton, L OBP: 0.302, SLG: 0.358 (1, 8)	2-1 G6-3	0-0 G3		2-3 K		0-1 HR	2-3 K		0-1 F9	6	1	1	1	0	2	1	Cleveland Indians @ Houston Astros Enron Field, Houston, TX Tue Jul 17 2001, 8:05 PM EDT Att: 32,284 - Dome - 72 F AB 39 R 10 H 13 RBI 10 BB 4 SO 8 LOB 15 										
Jolbert Cabrera, R OBP: 0.335, SLG: 0.371 (1, 6)	2-2 1B SF9 2B		1-1 G3	0-0 G5-3		1-0 2B 3B	0-3 K			5	2	2	0	0	1	0											
Roberto Alomar, S OBP: 0.432, SLG: 0.557 (1, 4)	0-0 SF9 2B 1B		2-1 F7	4-1 BB		0-0 BB HBP 2B	1-0 F7			4	2	2	1	1	0	0											
Juan Gonzalez, R OBP: 0.401, SLG: 0.655 Russell Branyan, L OBP: 0.316, SLG: 0.484 (6, PR) (6, 7)	0-2 SF9		0-1 2B	1-3 K		3-H 3-2 HBP BB 1B HBP	4-2 PB BB			2	1	1	1	0	1	1											
Jim Thome, L OBP: 0.421, SLG: 0.633 (1, 3)	2-2 1B		3-2 1B 2B		4-0 FC6-4 BB	4-1 HBP 1B BB	0-3 K			3	2	2	2	2	1	1											
Marty Cordova, R OBP: 0.388, SLG: 0.515 (1, 7) (6, 9)	0-1 F2		1-1 2B 1B		0-0 FC6-4 G1-3 1-2	2-2 F8 1B HBP	0-1 F7			4	1	1	2	0	0	3											
Travis Fryman, R OBP: 0.362, SLG: 0.320 (1, 5)		0-0 G5-3	1-2 1B 2B		0-1 G1-3	1-0 1B	2-3 K			5	0	2	2	0	1	2											
Einar Diaz, R OBP: 0.352, SLG: 0.415 (1, 2)		1-0 P3	1-2 1B		0-0 G6-3	0-2 F8		0-0 P4		5	0	1	1	0	0	3											
Bartolo Colon, R OBP: 0.143, SLG: 0.143 Steve Woodard, L (6, 1) Bob Wickman, R (9, 1)		1-1 1B	0-0 P6			K		1-2 L1		4	0	1	0	0	2	4											
Inning Stats	R: 2 E: 0 K: 0 S: 15	H: 3 LOB: 1 BB: 0 P: 21	R: 0 E: 0 K: 0 S: 5	H: 1 LOB: 1 BB: 0 P: 7	R: 3 E: 0 K: 0 S: 19	H: 5 LOB: 2 BB: 0 P: 28	R: 0 E: 0 K: 2 S: 9	H: 0 LOB: 1 BB: 1 P: 16	R: 0 E: 0 K: 0 S: 4	H: 0 LOB: 1 BB: 1 P: 8	R: 5 E: 0 K: 2 S: 22	H: 4 LOB: 2 BB: 1 P: 33	R: 0 E: 0 K: 2 S: 10	H: 0 LOB: 0 BB: 0 P: 13	R: 0 E: 0 K: 2 S: 10	H: 0 LOB: 1 BB: 1 P: 16	R: 0 E: 0 K: 0 S: 7	H: 0 LOB: 0 BB: 0 P: 8	1B: 6 2B: 5 3B: 1 HR: 1	SF: 1 SAC: 0 DP: 0 HBP: 2	WP: 0 PB: 1 SB: 1 CS: 0	PA: 46					
PITCHER	IP	WLS	BF	H	R	ER	SO	BB	IBB	HBP	BLK	WP	HR	S	P	ERA	WHIP										
Shane Reynolds, R ERA: 5.42 (1, 1)	5.1	L	30	12	8	8	3	2	0	0	0	0	1	59	88	13.50	2.625										
Jim Mann, R ERA: 10.8 (6, 1)	1.2		9	1	2	2	3	1	0	2	0	0	0	25	38	10.80	1.200										
Nelson Cruz, R ERA: 3.63 (8, 1)	2.0		7	0	0	0	2	1	0	0	0	0	0	17	24	0.00	0.500										

Batter	1	2	3	4	5	6	7	8	9	AB	R	H	RBI	BB	SO	LOB	BOTTOM										
Craig Biggio, R OBP: 0.396, SLG: 0.496 Mendy López, R OBP: 0.600, SLG: 0.875 (1, 4) (7, 4)	2-1 F9		0-0 G5-3			1-0 2B 1B		2-0 F8	2-3 K	3	1	1	1	0	0	1	Cleveland Indians @ Houston Astros Enron Field, Houston, TX Tue Jul 17 2001, 8:05 PM EDT Att: 32,284 - Dome - 72 F AB 35 R 4 H 9 RBI 4 BB 1 SO 7 LOB 13 										
Julio Lugo, R OBP: 0.334, SLG: 0.430 (1, 6)	1-1 G4-3			0-0 G6-3		0-0 17 G4-3 1B 2B		1-1 G6-3		4	1	1	1	0	0	0											
5 Jeff Bagwell, R OBP: 0.382, SLG: 0.551 (1, 3)	1-3 K			2-3 K		1-2 P5		3-2 1B		4	0	1	0	0	2	1											
17 Lance Berkman, S OBP: 0.450, SLG: 0.696 (1, 8)		3-3 K		2-2 G2-3		3-1 G4-3		2-3 K		4	0	0	0	0	2	2											
Moises Alou, R OBP: 0.414, SLG: 0.620 (1, 9)		3-3 K			0-0 F8	1-0 1B		0-2 1B 2B		4	1	2	1	0	1	0											
Danyle Ward, L OBP: 0.317, SLG: 0.473 (1, 7)		1-2 L8			1-2 2B	1-2 F8		0-0 G3 1B		4	0	2	0	0	0	1											
Vinny Castilla, R OBP: 0.306, SLG: 0.464 (1, 5)			1-1 G6-3		0-0 F8		1-3 K		0-0 G3 1B	4	0	1	1	0	1	1											
Tony Eusebio, R OBP: 0.364, SLG: 0.495 Jim Mann, R (6, 1) Jose Vizcaino, S OBP: 0.317, SLG: 0.305 (7, PH) Nelson Cruz, R OBP: 0.250, SLG: 0.250 Orlando Merced, S OBP: 0.350, SLG: 0.547 (8, PH)			4-1 SH1-4 BB		2-0 F8		1-0 P6		1-2 3-H G3	1	0	0	0	1	0	1											
Shane Reynolds, R OBP: 0.063, SLG: 0.156 Scott Servais, R OBP: 0.444, SLG: 0.444 (6, 2)			0-0 SH1-4		1-1 E5 1B		1-1 L6		2-2 G5-3	0	0	0	0	0	0	0											
Inning Stats	R: 0 E: 0 K: 1 S: 7	H: 0 LOB: 0 BB: 0 P: 11	R: 0 E: 0 K: 2 S: 16	H: 0 LOB: 0 BB: 0 P: 23	R: 0 E: 0 K: 0 S: 5	H: 0 LOB: 1 BB: 1 P: 10	R: 0 E: 0 K: 1 S: 8	H: 0 LOB: 0 BB: 0 P: 12	R: 0 E: 0 K: 0 S: 6	H: 1 LOB: 1 BB: 0 P: 9	R: 3 E: 1 K: 0 S: 13	H: 4 LOB: 1 BB: 0 P: 21	R: 0 E: 0 K: 1 S: 9	H: 0 LOB: 0 BB: 0 P: 9	R: 0 E: 0 K: 1 S: 9	H: 1 LOB: 1 BB: 0 P: 17	R: 1 E: 0 K: 1 S: 15	H: 3 LOB: 2 BB: 0 P: 20	1B: 6 2B: 3 3B: 0 HR: 0	SF: 0 SAC: 1 DP: 0 HBP: 0	WP: 0 PB: 0 SB: 0 CS: 0	PA: 37					
PITCHER	IP	WLS	BF	H	R	ER	SO	BB	IBB	HBP	BLK	WP	HR	S	P	ERA	WHIP										
Bartolo Colon, R ERA: 4.36 (1, 1)	5.0	W	17	8	4	4	2	0	0	0	0	0	0	37	57	10.80	2.400										
Steve Woodard, R ERA: 4.42 (6, 1)	3.1		18	8	4	4	2	0	0	0	0	0	0	6	10	0.00	0.000										
Bob Wickman, R ERA: 2.56 (9, 1)	0.2		2	0	0	0	1	0	0	0	0	0	0	6	10	0.00	0.000										

Batter	1	2	3	4	5	6	7	8	9	AB	R	H	RBI	BB	SO	LOB	TOP					
Kenny Lofton, L OBP: 0.305, SLG: 0.363 (1, 8)	B1-3		F8														5 1 3 1 0 0 2					
Omar Vizquel, S OBP: 0.345, SLG: 0.335 (1, 6)	2B	L7			F9												5 2 3 2 0 0 1					
Roberto Alomar, S OBP: 0.426, SLG: 0.555 (1, 4)	L5		G3		F9												5 0 0 0 0 1 4					
Jim Thome, L OBP: 0.421, SLG: 0.660 (1, 3)	1B	2B	HR		K												5 3 3 4 0 2 0					
Marty Cordova, R OBP: 0.369, SLG: 0.523 (1, 9)	1B		HR		L5												5 1 3 2 0 0 0					
Wil Cordero, R OBP: 0.370, SLG: 0.410 (1, 10)	P3		F8	BB	F9												5 1 1 0 0 0 2					
Travis Fryman, R OBP: 0.367, SLG: 0.326 (1, 5)			G6-3	2B	F8												4 1 1 0 1 1 1					
Russell Branyan, L OBP: 0.312, SLG: 0.476 (1, 7)			K		F8												4 0 0 0 0 1 3					
Jolbert Cabrera, R OBP: 0.331, SLG: 0.365 (8, 7)			K		F8												1 0 0 0 0 0 0					
Einar Diaz, R OBP: 0.356, SLG: 0.417 (1, 2)			G6-3														3 1 1 1 0 0 1					
Inning Stats	R: 2 E: 0 K: 0 S: 19	H: 3 LOB: 1 BB: 0 P: 26	R: 1 E: 0 K: 1 S: 10	H: 2 LOB: 1 BB: 0 P: 16	R: 3 E: 0 K: 0 S: 12	H: 4 LOB: 2 BB: 1 P: 24	R: 0 E: 0 K: 1 S: 7	H: 0 LOB: 0 BB: 0 P: 10	R: 0 E: 0 K: 0 S: 5	H: 0 LOB: 0 BB: 0 P: 10	R: 0 E: 0 K: 0 S: 10	H: 2 LOB: 2 BB: 0 P: 15	R: 0 E: 0 K: 2 S: 13	H: 1 LOB: 1 BB: 0 P: 19	R: 4 E: 0 K: 1 S: 20	H: 3 LOB: 0 BB: 0 P: 33	R: 0 E: 0 K: 0 S: 9	H: 0 LOB: 0 BB: 0 P: 15	1B: 6 2B: 5 3B: 1 HR: 3	SF: 0 SAC: 0 DP: 0 HBP: 1	WP: 1 PB: 0 SB: 0 CS: 0	PA: 44
PITCHER	IP	WLS	BF	H	R	ER	SO	BB	IBB	HBP	BLK	WP	HR	S	P	ERA	WHIP					
Sean Lowe, R ERA: 2.97 (1, 1)	6.0	L	30	11	6	6	2	1	0	0	0	1	2	63	101	9.00	2.000					
Matt Ginter, R ERA: 8.0 (7, 1)	1.0		4	1	0	0	2	0	0	0	0	0	0	13	19	0.00	1.000					
Bob Howry, R ERA: 5.4 (8, 1)	1.0		7	3	4	4	1	0	0	1	0	0	1	20	33	36.00	3.000					
Gary Glover, R ERA: 5.97 (9, 1)	1.0		3	0	0	0	0	0	0	0	0	0	0	9	15	0.00	0.000					

Cleveland Indians @ Chicago White Sox
Comiskey Park, Chicago, IL
Thu Jul 19 2001, 8:05 PM EDT
Att: 23,450 - Cloudy - 84 F

AB 42
R 10
H 15
RBI 10
BB 1
SO 5
LOB 14



Batter	1	2	3	4	5	6	7	8	9	AB	R	H	RBI	BB	SO	LOB	BOTTOM					
Ray Durham, S OBP: 0.330, SLG: 0.435 (1, 4)	G6-4-3		G4-3														3 1 1 0 1 0 0					
Chris Singleton, L OBP: 0.318, SLG: 0.391 (1, 8)	1B																4 1 3 1 0 1 0					
Carlos Lee, R OBP: 0.334, SLG: 0.545 (1, 7)	G6-4-3																4 0 0 1 0 1 3					
Magglio Ordonez, R OBP: 0.361, SLG: 0.505 (1, 9)	G1-3																4 0 0 0 0 0 2					
Jose Canseco, R OBP: 0.385, SLG: 0.594 (1, 10)																	3 1 2 0 1 1 0					
Jeff Liefer, L OBP: 0.286, SLG: 0.503 (1, 5)																	2 0 0 0 0 0 1					
Herbert Perry, R OBP: 0.326, SLG: 0.415 (7, PH) (8, 5)																	2 0 1 0 0 0 1					
14 Paul Konerko, R OBP: 0.336, SLG: 0.481 (1, 3)																	3 0 0 1 1 0 2					
Mark Johnson, L OBP: 0.366, SLG: 0.528 (1, 2)																	3 0 0 0 0 1 2					
Tony Graffanino, R OBP: 0.345, SLG: 0.388 (9, PH)																	1 0 0 0 0 0 1					
Royce Clayton, R OBP: 0.249, SLG: 0.300 (1, 6)																	3 0 0 0 0 0 2					
Inning Stats	R: 0 E: 0 K: 0 S: 14	H: 1 LOB: 1 BB: 1 P: 19	R: 0 E: 0 K: 1 S: 8	H: 0 LOB: 0 BB: 0 P: 12	R: 0 E: 0 K: 0 S: 8	H: 0 LOB: 0 BB: 0 P: 12	R: 0 E: 0 K: 1 S: 9	H: 0 LOB: 0 BB: 0 P: 15	R: 1 E: 0 K: 0 S: 9	H: 1 LOB: 0 BB: 0 P: 12	R: 1 E: 0 K: 1 S: 8	H: 2 LOB: 1 BB: 0 P: 12	R: 0 E: 0 K: 1 S: 16	H: 1 LOB: 2 BB: 1 P: 29	R: 1 E: 0 K: 0 S: 11	H: 1 LOB: 1 BB: 0 P: 17	R: 0 E: 0 K: 0 S: 7	H: 1 LOB: 1 BB: 1 P: 14	1B: 4 2B: 2 3B: 1 HR: 0	SF: 0 SAC: 0 DP: 2 HBP: 0	WP: 0 PB: 0 SB: 1 CS: 0	PA: 35
PITCHER	IP	WLS	BF	H	R	ER	SO	BB	IBB	HBP	BLK	WP	HR	S	P	ERA	WHIP					
Dave Burba, R ERA: 6.01 (1, 1)	6.0	W	23	5	2	2	3	1	0	0	0	0	0	13	24	0.00	1.000					
John Rocker, L ERA: 4.1 (7, 1)	1.0		4	0	0	0	1	1	0	0	0	0	0	11	17	9.00	1.000					
Ricardo Rincon, L ERA: 3.34 (8, 1)	1.0		4	1	1	1	0	0	0	0	0	0	0	7	14	0.00	2.000					
Rich Rodriguez, L ERA: 3.7 (9, 1)	1.0		4	1	0	0	0	1	0	0	0	0	0	7	14	0.00	2.000					

Cleveland Indians @ Chicago White Sox
Comiskey Park, Chicago, IL
Thu Jul 19 2001, 8:05 PM EDT
Att: 23,450 - Cloudy - 84 F


AB 32
R 3
H 7
RBI 3
BB 3
SO 4
LOB 14



Batter	1	2	3	4	5	6	7	8	9	AB	R	H	RBI	BB	SO	LOB	TOP										
Roger Cedeno, S (1.8) OBP: 0.340, SLG: 0.392	1-1 S 1B		0-1 SF8		1-3 K		2-2 E7 3B	1-3 K		4	1	1	1	0	2	1											
Damion Easley, R (1.4) OBP: 0.344, SLG: 0.412	4-2 G3-6-3 BB		0-0 1B 1B		1-2 G5-3		2-0 SF8 3B		0-0 G3-1	4	2	2	1	1	0	0											
Bobby Higginson, L (1.7) OBP: 0.398, SLG: 0.507	2-1 F7		3-2 1B 1B		1-3 K		3-1 SF8		0-0 L3	4	0	1	1	0	1	2											
Robert Fick, L (1.2) OBP: 0.376, SLG: 0.581	0-1 G3-6-3		1-0 FC5-4 1B		3-2 FC1-6 2B		1-0 FC6 HBP		4-1 BB	3	0	2	1	1	0	2											
Shane Halter, R (1.10) OBP: 0.376, SLG: 0.488		1-1 G5-3	1-1 FC5-4		1-1 FC1-6 2B G6-3		2-3 K		0-3 K	5	1	0	0	0	2	5											
Randall Simon, L (1.3) OBP: 0.393, SLG: 0.439		0-0 G5-3		1-2 1B SF7 2B		0-0 2B	2-1 FC6			4	1	2	0	0	0	1											
Deivi Cruz, R (1.6) OBP: 0.283, SLG: 0.376		1-3 K		0-2 G4-6-3 1B		3-2 G6-3		3-3 K		4	0	1	1	0	2	1											
Juan Encarnacion, R (1.9) OBP: 0.302, SLG: 0.416			4-0 SH2-3 SF8 BB		0-0 SF7		3-2 K		3-2 G4-3 HBP	1	1	0	1	1	1	1											
Jose Macias, S (1.5) OBP: 0.330, SLG: 0.436			1-0 SH2-3		1-0 G4-6-3		1-2 E 2B		0-1 G4-3	3	1	1	0	0	0	2											
Inning Stats	R: 0 E: 0 K: 0 S: 8	H: 1 LOB: 1 BB: 1 P: 15	R: 0 E: 0 K: 1 S: 6	H: 0 LOB: 0 BB: 0 P: 8	R: 2 E: 0 K: 0 S: 9	H: 3 LOB: 2 BB: 1 P: 20	R: 1 E: 0 K: 0 S: 9	H: 2 LOB: 0 BB: 0 P: 12	R: 0 E: 0 K: 1 S: 13	H: 0 LOB: 0 BB: 0 P: 12	R: 1 E: 0 K: 1 S: 13	H: 2 LOB: 1 BB: 0 P: 22	R: 3 E: 1 K: 1 S: 15	H: 2 LOB: 1 BB: 0 P: 28	R: 0 E: 0 K: 2 S: 12	H: 0 LOB: 1 BB: 0 P: 19	R: 0 E: 0 K: 1 S: 6	H: 0 LOB: 1 BB: 1 P: 10	1B: 5 2B: 4 3B: 1 HR: 0	SF: 3 2B: 4 DP: 2 HBP: 2	WP: 0 PB: 0 SB: 2 CS: 0	PA: 41					
PITCHER	IP	WLS	BF	H	R	ER	SO	BB	IBB	HBP	BLK	WP	HR	S	P	ERA	WHIP										
37 Jake Westbrook, R (1.1) ERA: 3.95	6.0	L	26	8	4	4	4	2	0	0	0	0	0	54	89	6.00	1.667										
Rich Rodriguez, L (7.1) ERA: 4.35	0.1		5	2	3	2	0	0	0	1	0	0	0	10	19	54.00	6.000										
Danys Baez, R (7.1) ERA: 1.98	0.2		2	0	0	0	1	0	0	0	0	0	0	5	9	0.00	0.000										
Steve Woodard, R (8.1) ERA: 4.31	1.0		4	0	0	0	2	0	0	1	0	0	0	12	19	0.00	0.000										
Ricardo Rincon, L (9.1) ERA: 3.23	1.0		4	0	0	0	1	1	0	0	0	0	0	6	10	0.00	1.000										

Detroit Tigers @ Cleveland Indians
Jacobs Field, Cleveland, OH
Fri Jul 20, 2001, 7:05 PM EDT
Att: 42,520 - Cloudy - 82 F


AB 32
R 7
H 10
RBI 6
BB 3
SO 8
LOB 15

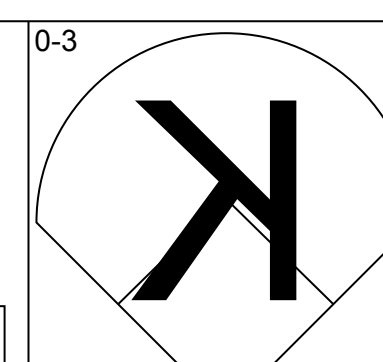
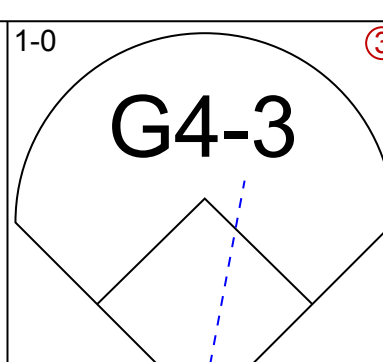
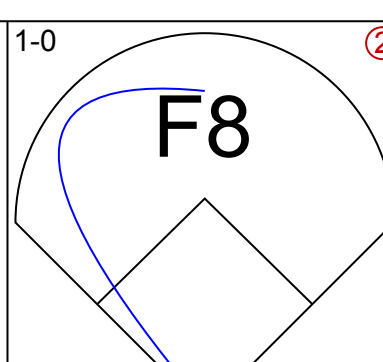
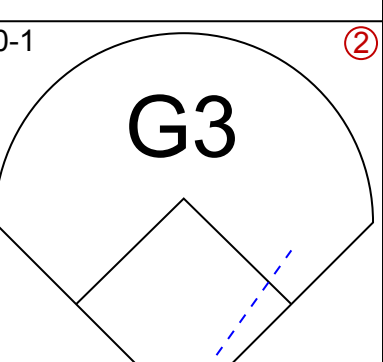
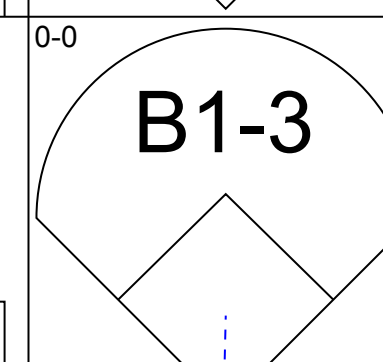
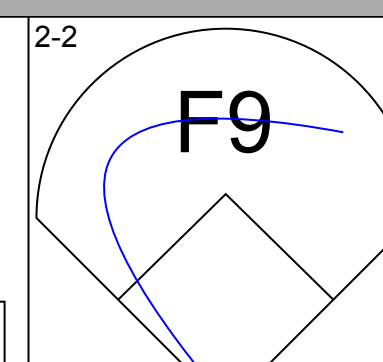
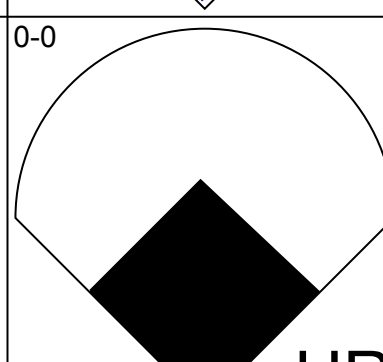
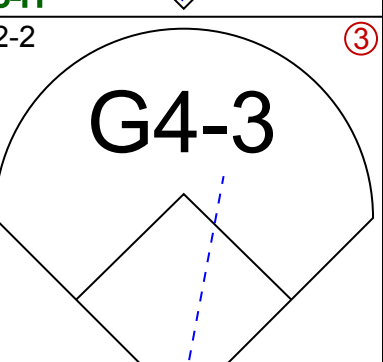
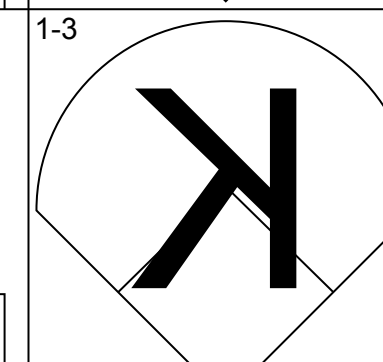
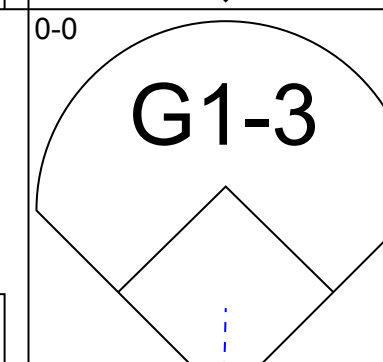
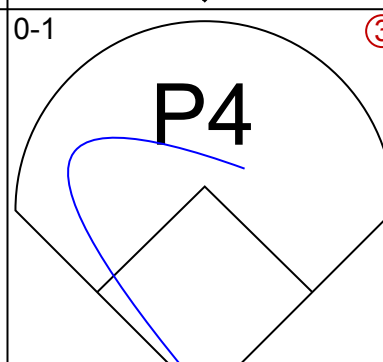
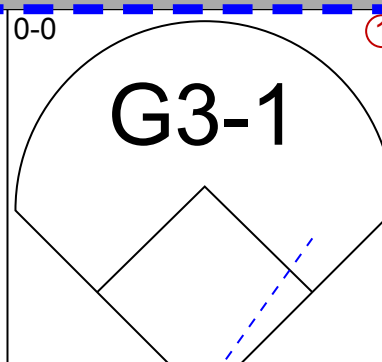
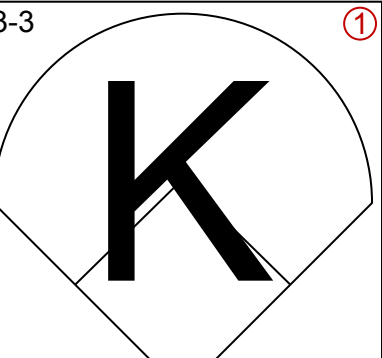
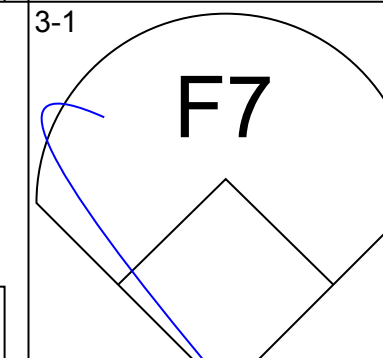
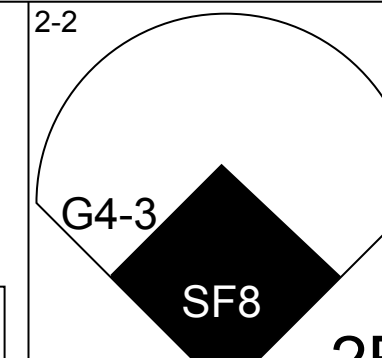
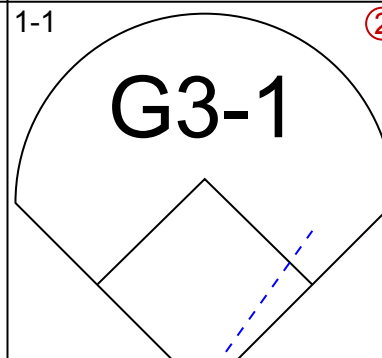
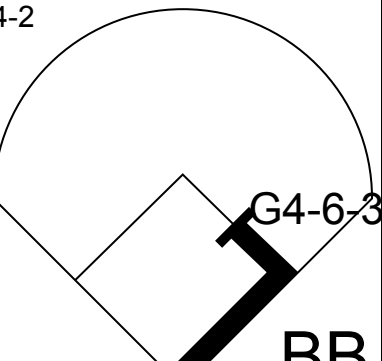
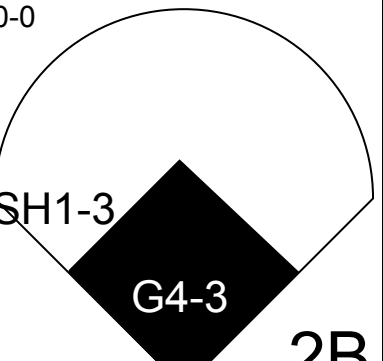
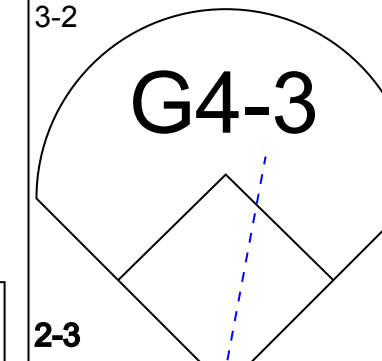
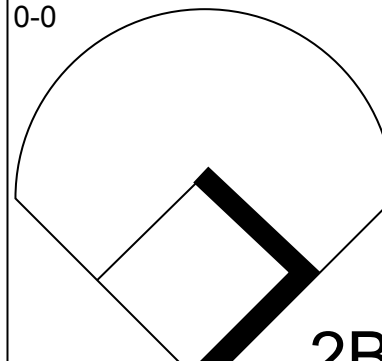
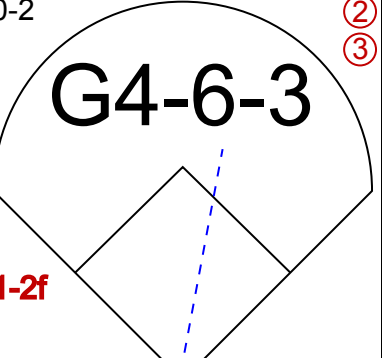
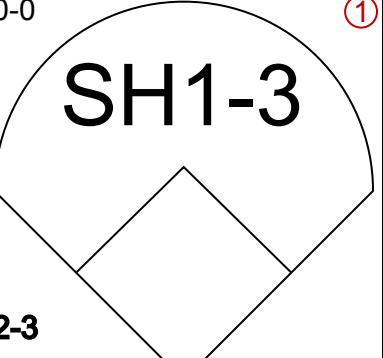
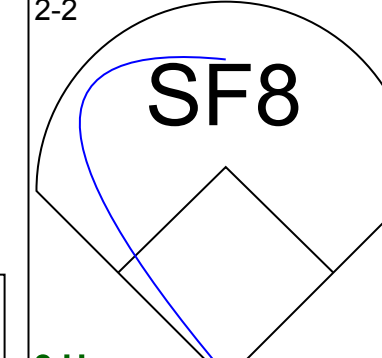
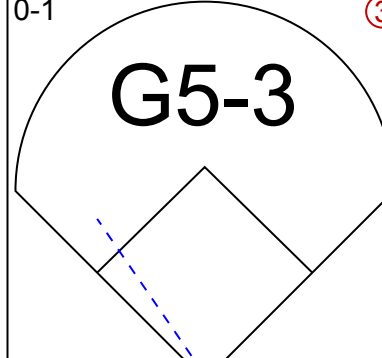
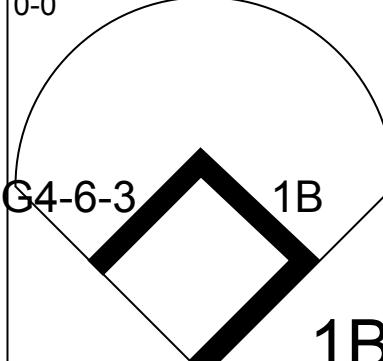
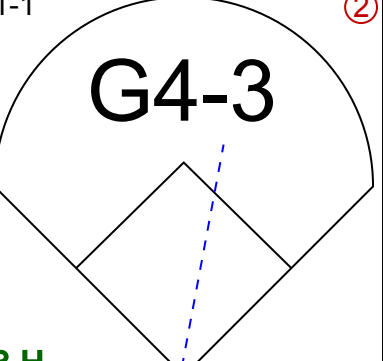
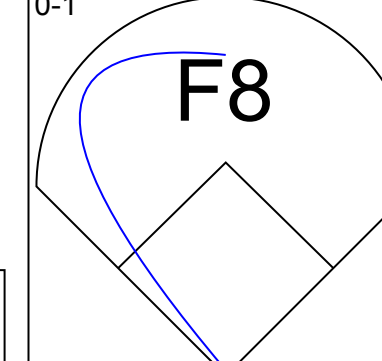
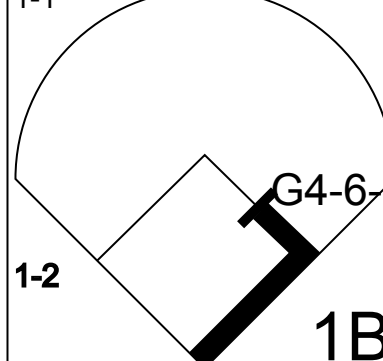
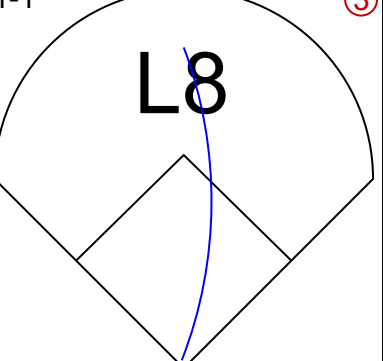
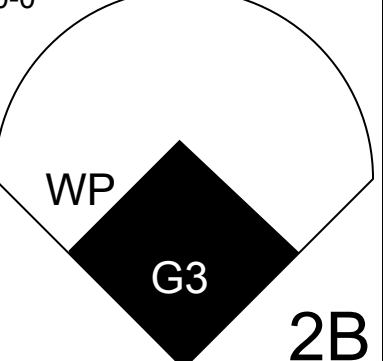
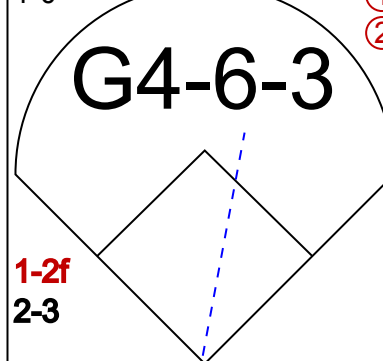
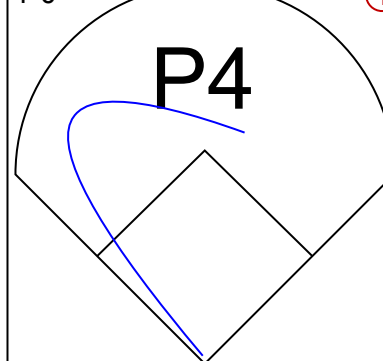
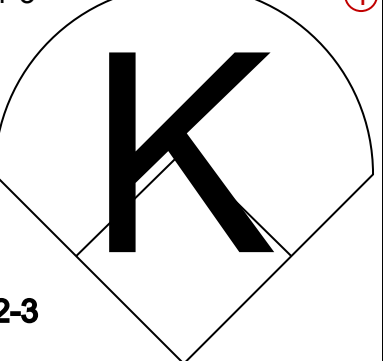


Batter	1	2	3	4	5	6	7	8	9	AB	R	H	RBI	BB	SO	LOB	BOTTOM										
Kenny Lofton, L (1.8) OBP: 0.303, SLG: 0.360	1-2 G5-3		2-2 CS 1B		1-0 F7		1-0 G4-3		0-0 FC4-6 WP	5	0	1	0	0	0	3											
Omar Vizquel, S (1.6) OBP: 0.343, SLG: 0.333	2-3 K		0-1 F7		1-2 G5-3			0-1 1B 1B	3-2 G6-3	5	0	1	0	0	1	2											
Roberto Alomar, S (1.4) OBP: 0.430, SLG: 0.563	1-2 BB 1B		2-1 CS		2-0 E8 G4-6-3 1B		1-2 G4-3 3B		3-3 K	4	2	3	0	0	1	1											
Jim Thome, L (1.3) OBP: 0.422, SLG: 0.656	4-1 BB		3-2 G4-6-3 HBP		1-1 G4-3		1-0 F9		1-0 F9	2	0	0	1	1	0	1											
Marty Cordova, R (1.7) OBP: 0.367, SLG: 0.519	1-3 K		2-1 G4-6-3		2-1 G4-6-3		3-2 G5-3		0-0 1B	4	0	1	0	0	1	3											
Wil Cordero, R (1.10) OBP: 0.366, SLG: 0.412		2-3 K		3-2 2B			3-1 F9		1-1 F7	4	0	1	0	0	1	2											
Travis Fryman, R (1.5) OBP: 0.364, SLG: 0.319		3-3 K		2-2 G5-3			4-2 2B BB		2-2 G6-3	3	0	0	0	1	1	1											
Einar Diaz, R (1.2) OBP: 0.355, SLG: 0.419		1-1 F7			3-1 G5-3		2-1 P4		1-0 1B 2B	4	1	1	0	0	0	1											
Jolbert Cabrera, R (1.9) OBP: 0.335, SLG: 0.375			2-2 G4-3		0-3 K		0-0 2B		0-1 FC4-6 1B	4	0	2	1	0	1	0											
Inning Stats	R: 0 E: 0 K: 2 S: 13	H: 1 LOB: 2 BB: 1 P: 22	R: 0 E: 0 K: 2 S: 8	H: 0 LOB: 0 BB: 0 P: 14	R: 0 E: 0 K: 0 S: 9	H: 1 LOB: 0 BB: 0 P: 15	R: 1 E: 1 K: 0 S: 12	H: 2 LOB: 1 BB: 0 P: 24	R: 0 E: 0 K: 1 S: 7	H: 0 LOB: 0 BB: 0 P: 11	R: 1 E: 0 K: 0 S: 11	H: 1 LOB: 2 BB: 1 P: 17	R: 0 E: 0 K: 0 S: 8	H: 1 LOB: 2 BB: 1 P: 18	R: 0 E: 0 K: 1 S: 9	H: 2 LOB: 2 BB: 0 P: 14	R: 1 E: 0 K: 0 S: 10	H: 2 LOB: 1 BB: 0 P: 16	1B: 6 2B: 3 3B: 1 HR: 0	SF: 0 2B: 3 DP: 1 HBP: 1	WP: 1 PB: 0 SB: 0 CS: 1	PA: 39					
PITCHER	IP	WLS	BF	H	R	ER	SO	BB	IBB	HBP	BLK	WP	HR	S	P	ERA	WHIP										
Chris Holt, R (1.1) ERA: 5.78	5.1	W	21	5	2	2	5	1	0	1	0	0	0	55	94	3.38	1.125										
C.J. Nitkowski, L (6.1) ERA: 4.58	0.2	H	2	0	0	0	0	0	0	0	0	0	0	5	9	0.00	0.000										
Todd Jones, R (7.1) ERA: 4.76	2.0		10	3	0	0	1	1	0	0	0	0	0	17	32	0.00	2.000										
Matt Anderson, R (9.1) ERA: 5.17	1.0		5	2	1	1	0	0	0	0	0	1	0	10	16	9.00	2.000										

Detroit Tigers @ Cleveland Indians
Jacobs Field, Cleveland, OH
Fri Jul 20, 2001, 7:05 PM EDT
Att: 42,520 - Cloudy - 82 F

AB 35
R 3
H 10
RBI 2
BB 2
SO 6
LOB 14

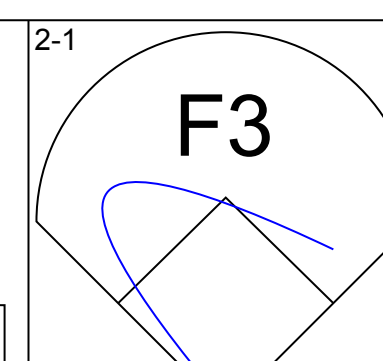
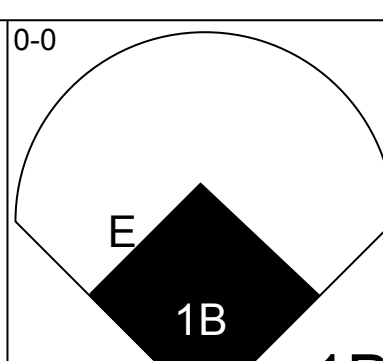
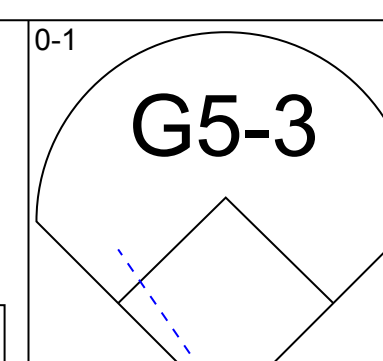
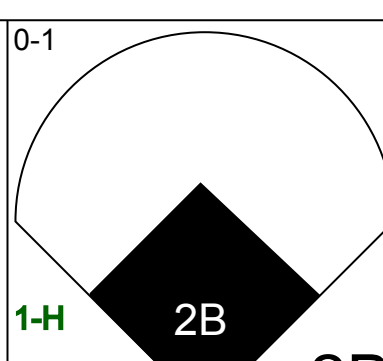
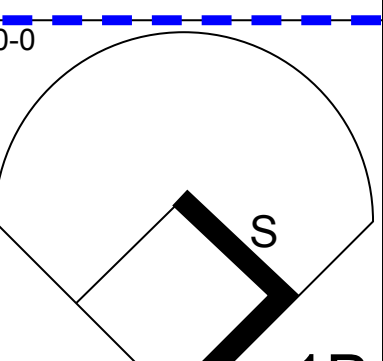
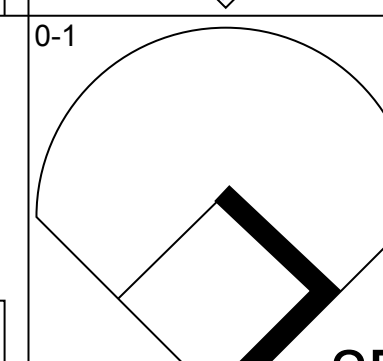
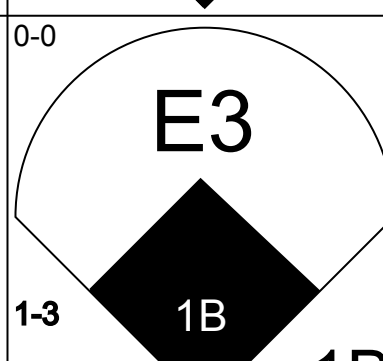
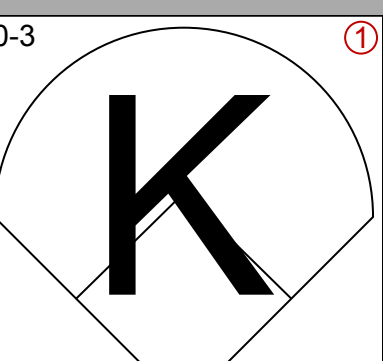
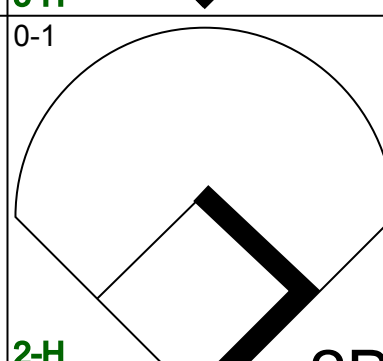
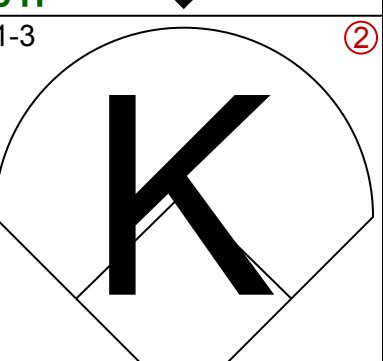
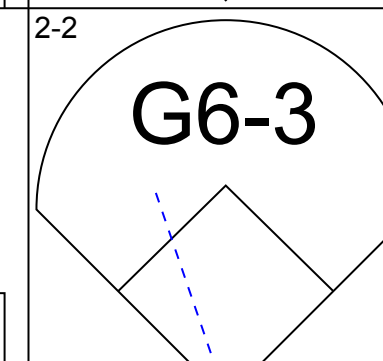
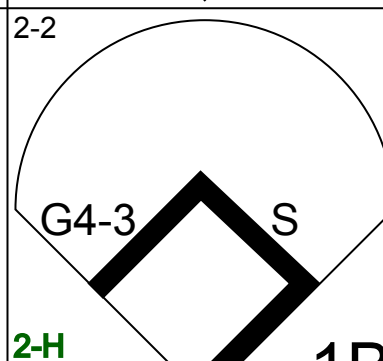
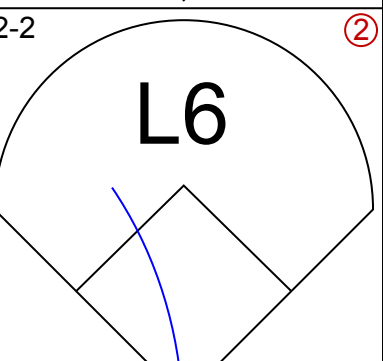
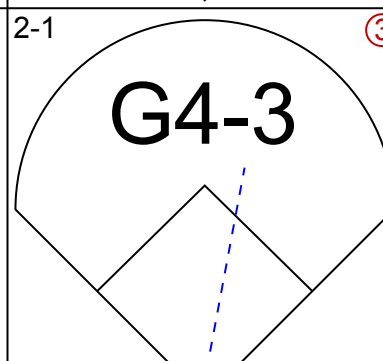
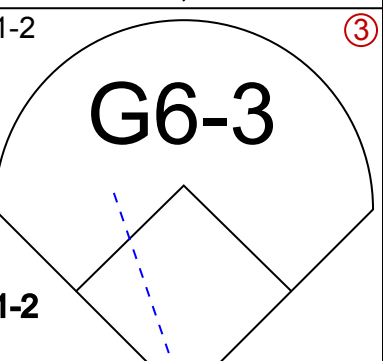
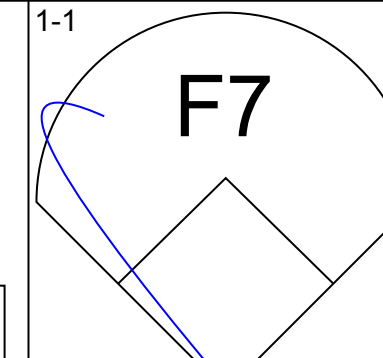
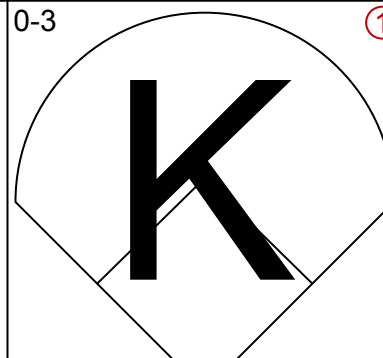
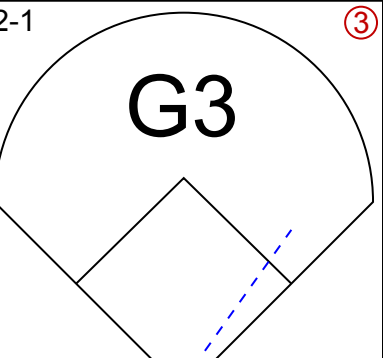
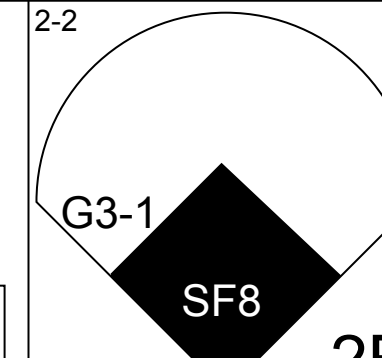
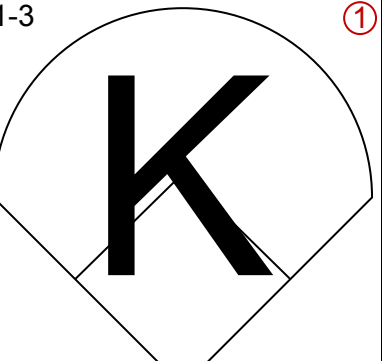
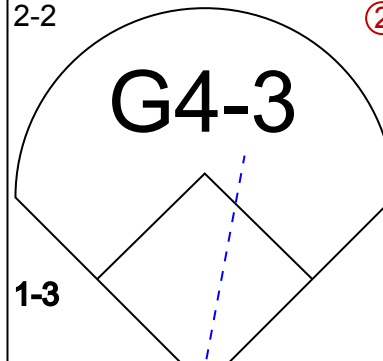
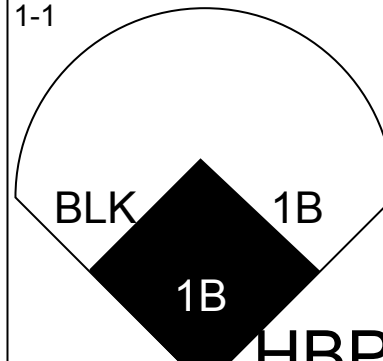
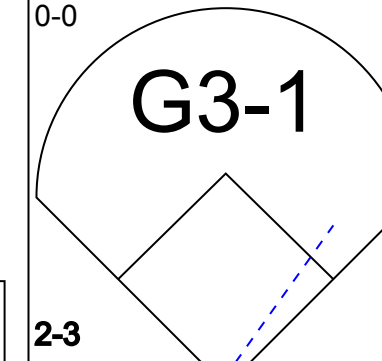
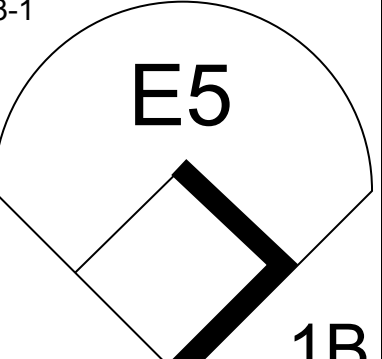
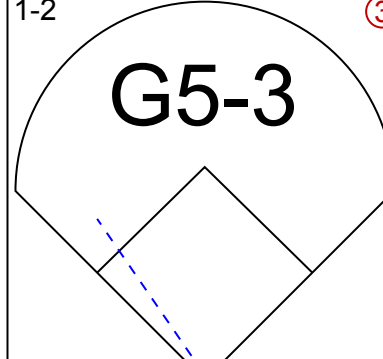
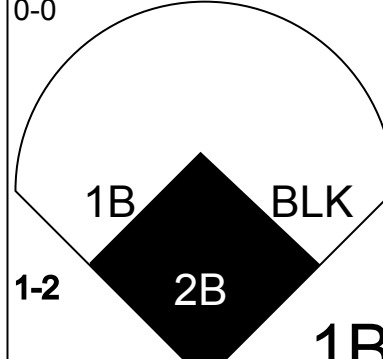
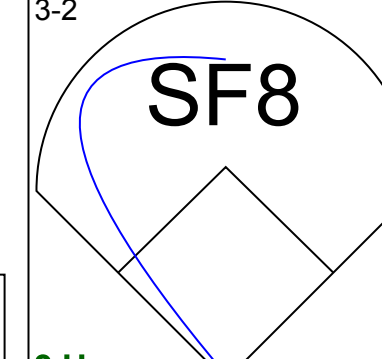
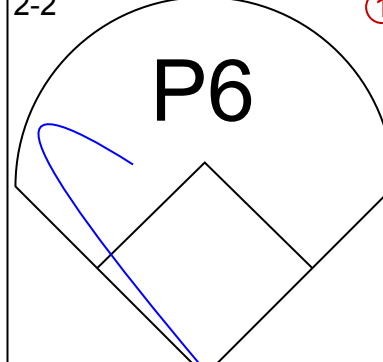
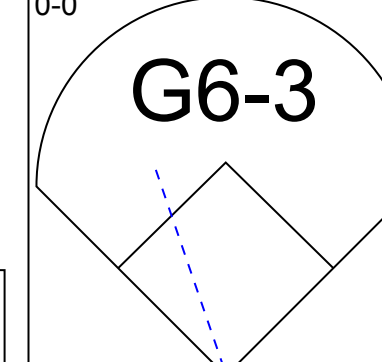

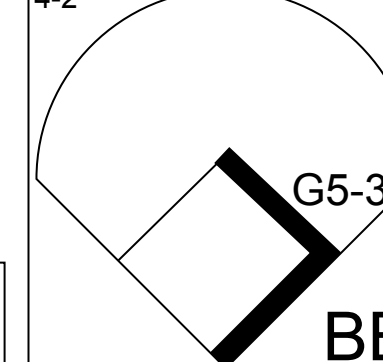
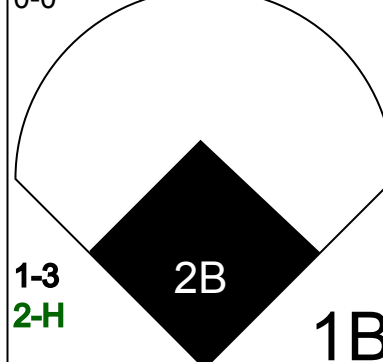

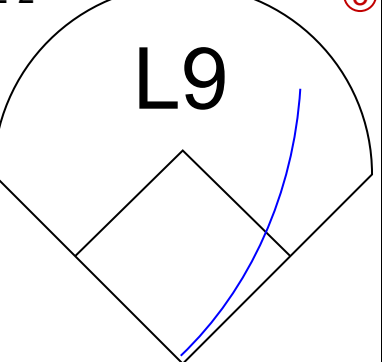
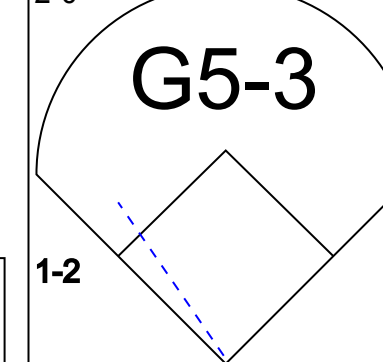
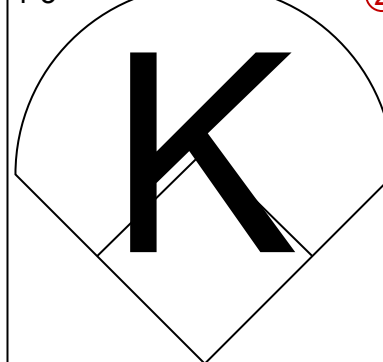
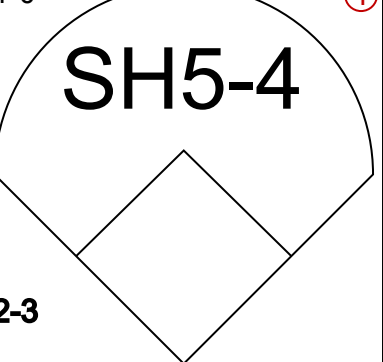
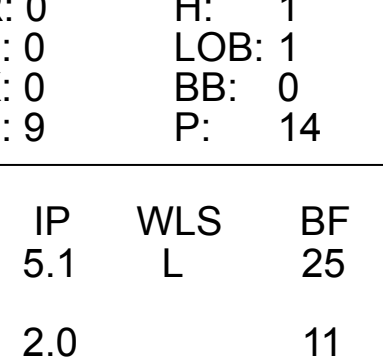
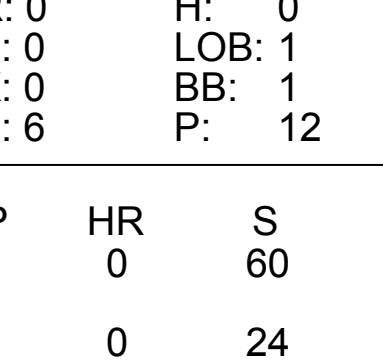
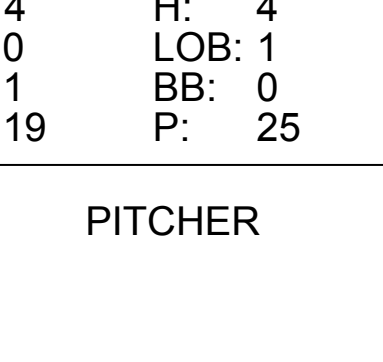
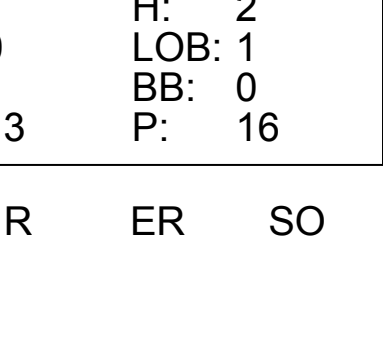


Batter	1	2	3	4	5	6	7	8	9	AB	R	H	RBI	BB	SO	LOB	TOP						
Roger Cedeno, S OBP: 0.337, SLG: 0.387										4	0	0	1	0	1	1							
Damion Easley, R OBP: 0.343, SLG: 0.419										4	1	1	1	0	0	0							
Bobby Higginson, L OBP: 0.393, SLG: 0.500										4	0	0	0	0	1	0							
Robert Fick, L OBP: 0.375, SLG: 0.579										4	1	1	0	0	1	0							
Tony Clark, S OBP: 0.399, SLG: 0.536										3	1	2	0	1	0	1							
Shane Halter, R OBP: 0.371, SLG: 0.484										2	0	0	1	0	0	2							
Randall Simon, L OBP: 0.391, SLG: 0.433										3	0	1	1	0	0	0							
Deivi Cruz, R OBP: 0.288, SLG: 0.384										3	1	2	0	0	0	0							
Juan Encarnacion, R OBP: 0.300, SLG: 0.412										3	0	0	0	0	1	3							
Inning Stats	R: 0 E: 0 K: 2 S: 7	H: 0 LOB: 0 BB: 0 P: 8	R: 0 E: 0 K: 1 S: 10	H: 0 LOB: 0 BB: 1 P: 17	R: 0 E: 0 K: 0 S: 5	H: 2 LOB: 1 BB: 0 P: 8	R: 0 E: 0 K: 0 S: 7	H: 0 LOB: 0 BB: 0 P: 12	R: 1 E: 0 K: 0 S: 6	H: 1 LOB: 0 BB: 0 P: 8	R: 1 E: 0 K: 0 S: 5	H: 1 LOB: 0 BB: 0 P: 7	R: 1 E: 0 K: 0 S: 14	H: 1 LOB: 0 BB: 0 P: 21	R: 1 E: 0 K: 1 S: 11	H: 1 LOB: 0 BB: 0 P: 14	R: 0 E: 0 K: 0 S: 6	H: 1 LOB: 1 BB: 0 P: 7	1B: 2 2B: 4 3B: 0 HR: 1	SF: 1 SAC: 1 DP: 2 HBP: 0	WP: 1 PB: 0 SB: 0 CS: 0	PA: 33	
PITCHER	IP	WLS	BF	H	R	ER	SO	BB	IBB	HBP	BLK	WP	HR	S	P	ERA	WHIP						
Charles Nagy, R ERA: 5.98	(1, 1)	7.0	W	25	5	3	3	3	1	0	0	0	0	1	54	81	3.86	0.857					
Paul Shuey, R ERA: 2.35	(8, 1)	1.0		4	1	1	1	1	0	0	0	0	1	0	11	14	9.00	1.000					
Bob Wickman, R ERA: 2.5	(9, 1)	1.0		4	1	0	0	0	0	0	0	0	0	0	6	7	0.00	1.000					

Detroit Tigers @ Cleveland Indians
Jacobs Field, Cleveland, OH
Sat Jul 21 2001, 1:05 PM EDT
Att: 42,316 - Cloudy - 85 F

AB	30
R	4
H	7
RBI	4
BB	1
SO	4
LOB	7



Batter	1	2	3	4	5	6	7	8	9	AB	R	H	RBI	BB	SO	LOB	BOTTOM						
Jolbert Cabrera, R OBP: 0.343, SLG: 0.388										5	2	3	3	0	0	1							
Omar Vizquel, S OBP: 0.346, SLG: 0.342										5	1	3	1	0	2	1							
Roberto Alomar, S OBP: 0.427, SLG: 0.558										5	0	1	2	0	0	3							
Juan Gonzalez, R OBP: 0.399, SLG: 0.654										4	1	1	0	0	1	2							
Jim Thome, L OBP: 0.420, SLG: 0.649										3	1	0	0	0	1	2							
Marty Cordova, R OBP: 0.389, SLG: 0.520										3	1	2	1	0	0	1							
Kenny Lofton, L OBP: 0.303, SLG: 0.360										0	0	0	0	0	0	0							
Wil Cordero, R OBP: 0.360, SLG: 0.402										4	0	0	0	0	1	3							
Travis Fryman, R OBP: 0.380, SLG: 0.336										2	2	2	1	2	0	0							
Tim Laker, R OBP: 0.316, SLG: 0.235										3	0	0	0	0	1	5							
Inning Stats	R: 0 E: 0 K: 0 S: 9	H: 1 LOB: 1 BB: 0 P: 14	R: 0 E: 1 K: 2 S: 13	H: 1 LOB: 2 BB: 1 P: 23	R: 2 E: 1 K: 1 S: 15	H: 3 LOB: 1 BB: 0 P: 20	R: 0 E: 0 K: 0 S: 6	H: 0 LOB: 1 BB: 1 P: 12	R: 0 E: 0 K: 1 S: 8	H: 0 LOB: 0 BB: 0 P: 12	R: 4 E: 0 K: 1 S: 19	H: 4 LOB: 1 BB: 0 P: 25	R: 1 E: 0 K: 0 S: 10	H: 1 LOB: 0 BB: 0 P: 15	R: 1 E: 0 K: 1 S: 13	H: 2 LOB: 1 BB: 0 P: 16	R: 0 E: 0 K: 0 S: 6	H: 1 LOB: 1 BB: 0 P: 7	1B: 7 2B: 5 3B: 0 HR: 0	SF: 1 SAC: 1 DP: 0 HBP: 1	WP: 0 PB: 0 SB: 2 CS: 0	PA: 39	
PITCHER	IP	WLS	BF	H	R	ER	SO	BB	IBB	HBP	BLK	WP	HR	S	P	ERA	WHIP						
Adam Pettyjohn, L ERA: 7.59	(1, 1)	5.1	L	25	6	4	4	4	2	0	1	0	0	0	60	93	6.75	1.500					
Willie Blair, R ERA: 10.86	(6, 1)	2.0		11	5	4	4	1	0	0	0	1	0	0	24	33	18.00	2.500					
Heath Murray, L ERA: 5.54	(8, 1)	0.2		3	1	0	0	1	0	0	0	0	0	0	9	11	0.00	1.500					

Detroit Tigers @ Cleveland Indians
Jacobs Field, Cleveland, OH
Sat Jul 21 2001, 1:05 PM EDT
Att: 42,316 - Cloudy - 85 F

AB	34
R	8
H	12
RBI	8
BB	2
SO	6
LOB	18



Batter	1	2	3	4	5	6	7	8	9	AB	R	H	RBI	BB	SO	LOB	TOP			
Ray Durham, S (1,4) OBP: 0.340, SLG: 0.436	G6-3		K			1B BB		G6-3		3	0	0	0	1	1	0				
Aaron Rowand, R (1,8) OBP: 0.500, SLG: 0.481	G1-5-3 1B BB		P6			F8		K		3	0	0	0	1	1	1				
Carlos Lee, R (1,7) OBP: 0.341, SLG: 0.551	G1-5-3 1B				F7	BB 1B		1B		4	0	3	0	0	0	0				
Magglio Ordonez, R (1,9) OBP: 0.368, SLG: 0.499	G1-5-3				G5-3	BB 1B		G3-1		3	0	0	0	1	0	3				
Jose Canseco, R (1,10) OBP: 0.354, SLG: 0.518		G6-3			K				K	4	0	0	0	0	3	3				
14 Paul Konerko, R (1,3) OBP: 0.352, SLG: 0.513		K				G6-3				3	0	1	0	1	1	0				
Herbert Perry, R (1,5) Jose Valentin, S (9, PH) OBP: 0.347, SLG: 0.530						G4-3 BB				2	0	0	0	1	1	1				
Sandy Alomar Jr., R (1,2) Jeff Liefer, L (9, PH) OBP: 0.287, SLG: 0.513						F9				3	0	0	0	0	0	2				
Royce Clayton, R (1,6) OBP: 0.263, SLG: 0.320						F8				3	0	0	0	0	1	1				
						L8														
Inning Stats	R: 0 H: 1 E: 0 K: 0 S: 13	H: 1 LOB: 1 BB: 1 P: 21	R: 0 H: 0 E: 0 K: 1 S: 13	H: 0 LOB: 1 BB: 1 P: 21	R: 0 H: 0 E: 0 K: 1 S: 6	H: 0 LOB: 0 BB: 0 P: 10	R: 0 H: 0 E: 0 K: 1 S: 12	H: 0 LOB: 0 BB: 0 P: 18	R: 0 H: 1 E: 0 K: 1 S: 9	H: 0 LOB: 1 BB: 2 P: 13	R: 0 H: 0 E: 0 K: 1 S: 10	H: 0 LOB: 1 BB: 1 P: 18	R: 0 H: 1 E: 0 K: 3 S: 11	H: 1 LOB: 1 BB: 0 P: 18	R: 0 H: 1 E: 0 K: 3 S: 12	H: 1 LOB: 1 BB: 0 P: 13	1B: 4 2B: 0 3B: 0 HR: 0	SF: 0 SAC: 0 DP: 1 HBP: 0	WP: 0 PB: 0 CS: 0	PA: 35
PITCHER	IP WLS BF H R ER SO BB IBB HBP BLK WP HR S P ERA WHIP																			
CC Sabathia, L (1,1) ERA: 4.16	6.0 W 24 2 0 0 5 5 0 0 0 0 0 0 68 115 0.00 1.167																			
Danys Baez, R (7,1) ERA: 1.52	1.0 H 3 0 0 0 1 0 0 0 0 0 0 0 7 11 0.00 0.000																			
John Rocker, L (8,1) ERA: 3.92	1.0 H 4 1 0 0 1 0 0 0 0 0 0 0 11 18 0.00 1.000																			
Bob Wickman, R (9,1) ERA: 2.59	1.0 S 4 1 0 0 3 0 0 0 0 0 0 0 12 13 0.00 1.000																			

Chicago White Sox @ Cleveland Indians
Jacobs Field, Cleveland, OH
Mon Jul 23 2001, 7:05 PM EDT
Att: 41,317 - Cloudy - 87 F

AB 30
R 0
H 4
RBI 0
BB 5
SO 10
LOB 13



Batter	1	2	3	4	5	6	7	8	9	AB	R	H	RBI	BB	SO	LOB	BOTTOM			
Jolbert Cabrera, R (1,8) OBP: 0.333, SLG: 0.382	F8		F9			SH1-4 2B		L6		4	0	1	0	0	0	0				
Omar Vizquel, S (1,6) OBP: 0.344, SLG: 0.340	L5		K			SH1-4		G3		3	0	0	0	0	1	0				
Roberto Alomar, S (1,4) OBP: 0.423, SLG: 0.557	B5-3				L7	G5-3		E3 1B		4	1	0	0	0	0	1				
Juan Gonzalez, R (1,9) OBP: 0.401, SLG: 0.657						K				3	1	2	2	1	1	0				
Jim Thome, L (1,3) OBP: 0.424, SLG: 0.655						K				3	0	0	0	1	3	3				
Marty Cordova, R (1,7) OBP: 0.389, SLG: 0.518										3	0	1	0	0	0	1				
Kenny Lofton, L (7, FR) OBP: 0.305, SLG: 0.361										0	0	0	0	0	0	0				
Dave Hollins, S (1,10) OBP: 0.333, SLG: 0.200										2	0	1	0	0	1	1				
Travis Fryman, R (1,5) OBP: 0.370, SLG: 0.322										2	0	0	0	1	0	2				
Einar Diaz, R (1,2) OBP: 0.353, SLG: 0.419										3	0	0	0	0	0	3				
Inning Stats	R: 0 H: 0 E: 0 K: 0 S: 6	H: 1 LOB: 0 BB: 0 P: 8	R: 1 H: 1 E: 0 K: 1 S: 18	H: 1 LOB: 1 BB: 1 P: 28	R: 0 H: 0 E: 0 K: 1 S: 10	H: 0 LOB: 0 BB: 0 P: 16	R: 0 H: 0 E: 0 K: 2 S: 8	H: 0 LOB: 0 BB: 0 P: 14	R: 0 H: 1 E: 1 K: 0 S: 8	H: 1 LOB: 1 BB: 0 P: 11	R: 0 H: 1 E: 0 K: 1 S: 12	H: 1 LOB: 2 BB: 1 P: 21	R: 0 H: 1 E: 0 K: 0 S: 5	H: 1 LOB: 1 BB: 1 P: 10	R: 1 H: 1 E: 1 K: 1 S: 12	H: 1 LOB: 1 BB: 0 P: 17	1B: 3 2B: 1 3B: 0 HR: 1	SF: 0 SAC: 2 DP: 0 HBP: 0	WP: 0 PB: 0 CS: 1	PA: 32
PITCHER	IP WLS BF H R ER SO BB IBB HBP BLK WP HR S P ERA WHIP																			
56 Mark Buehrle, L (1,1) ERA: 3.33	6.1 L 25 4 1 1 0 0 2 0 0 0 0 0 65 101 1.42 0.947																			
Gary Glover, R (7,1) ERA: 5.3	1.1 6 1 1 0 0 0 1 0 0 0 0 0 11 20 0.00 0.750																			
Alan Embree, L (8,1) ERA: 10.73	0.1 1 0 0 0 1 0 0 0 0 0 0 0 3 4 0.00 0.000																			

Chicago White Sox @ Cleveland Indians
Jacobs Field, Cleveland, OH
Mon Jul 23 2001, 7:05 PM EDT
Att: 41,317 - Cloudy - 87 F

AB 27
R 2
H 5
RBI 2
BB 3
SO 6
LOB 11



Batter	1	2	3	4	5	6	7	8	9	AB	R	H	RBI	BB	SO	LOB	TOP					
Ray Durham, S OBP: 0.340, SLG: 0.446 (1, 4)										5	2	2	2	0	1	1						
Chris Singleton, L OBP: 0.311, SLG: 0.381 (1, 8)										4	0	1	0	0	0	1						
Carlos Lee, R OBP: 0.340, SLG: 0.546 (1, 7)										3	0	0	0	0	0	1						
Magglio Ordonez, R OBP: 0.372, SLG: 0.500 (1, 10)										3	0	2	0	1	0	0						
14 Paul Konerko, R OBP: 0.351, SLG: 0.513 (1, 3)										4	0	1	0	0	2	4						
Jeff Liefer, L OBP: 0.281, SLG: 0.500 Tony Graffanino, R OBP: 0.333, SLG: 0.375 (1, 5) (8, 5)										4	0	0	0	0	3	2						
Aaron Rowand, R OBP: 0.474, SLG: 0.484 (1, 9)										4	1	1	0	0	2	1						
Mark Johnson, L OBP: 0.397, SLG: 0.469 (1, 2)										4	1	1	0	0	0	0						
Royce Clayton, R OBP: 0.263, SLG: 0.324 (1, 6)										3	0	1	1	0	0	0						
Inning Stats	R: 1 E: 0 K: 2 S: 19	H: 2 LOB: 1 BB: 1 P: 27	R: 0 E: 0 K: 2 S: 9	H: 0 LOB: 0 BB: 0 P: 11	R: 0 E: 0 K: 1 S: 5	H: 0 LOB: 0 BB: 0 P: 9	R: 0 E: 0 K: 1 S: 9	H: 1 LOB: 1 BB: 0 P: 18	R: 3 E: 0 K: 1 S: 20	H: 4 LOB: 2 BB: 0 P: 26	R: 0 E: 0 K: 1 S: 8	H: 0 LOB: 1 BB: 0 P: 11	R: 0 E: 0 K: 0 S: 14	H: 1 LOB: 1 BB: 0 P: 22	R: 0 E: 0 K: 2 S: 6	H: 0 LOB: 0 BB: 0 P: 10	1B: 4 2B: 5 3B: 0 HR: 1	SF: 1 SAC: 0 DP: 1 HBP: 1	WP: 0 PB: 1 CS: 1	PA: 37		
PITCHER	IP WLS BF H R ER SO BB IBB HBP BLK WP HR S P ERA WHIP	IP WLS BF H R ER SO BB IBB HBP BLK WP HR S P ERA WHIP	IP WLS BF H R ER SO BB IBB HBP BLK WP HR S P ERA WHIP	IP WLS BF H R ER SO BB IBB HBP BLK WP HR S P ERA WHIP	IP WLS BF H R ER SO BB IBB HBP BLK WP HR S P ERA WHIP	IP WLS BF H R ER SO BB IBB HBP BLK WP HR S P ERA WHIP	IP WLS BF H R ER SO BB IBB HBP BLK WP HR S P ERA WHIP	IP WLS BF H R ER SO BB IBB HBP BLK WP HR S P ERA WHIP	IP WLS BF H R ER SO BB IBB HBP BLK WP HR S P ERA WHIP	IP WLS BF H R ER SO BB IBB HBP BLK WP HR S P ERA WHIP	IP WLS BF H R ER SO BB IBB HBP BLK WP HR S P ERA WHIP	IP WLS BF H R ER SO BB IBB HBP BLK WP HR S P ERA WHIP	IP WLS BF H R ER SO BB IBB HBP BLK WP HR S P ERA WHIP	IP WLS BF H R ER SO BB IBB HBP BLK WP HR S P ERA WHIP	IP WLS BF H R ER SO BB IBB HBP BLK WP HR S P ERA WHIP	IP WLS BF H R ER SO BB IBB HBP BLK WP HR S P ERA WHIP	IP WLS BF H R ER SO BB IBB HBP BLK WP HR S P ERA WHIP	IP WLS BF H R ER SO BB IBB HBP BLK WP HR S P ERA WHIP	IP WLS BF H R ER SO BB IBB HBP BLK WP HR S P ERA WHIP	IP WLS BF H R ER SO BB IBB HBP BLK WP HR S P ERA WHIP	IP WLS BF H R ER SO BB IBB HBP BLK WP HR S P ERA WHIP	
Dave Burba, R ERA: 5.93 (1, 1)	6.0 L 27 8 4 3 8 1 0 0 0 0 0 1 72 107 4.50 1.500																					
David Riske, R ERA: (7, 1)	2.0 7 1 0 0 2 0 0 0 0 0 0 0 0 20 31 0.00 0.500																					
Ricardo Rincon, L ERA: 3.13 (9, 1)	1.0 3 0 0 0 0 0 0 0 0 0 0 0 0 6 10 0.00 0.000																					

Chicago White Sox @ Cleveland Indians
 Jacobs Field, Cleveland, OH
 Tue Jul 24 2001, 7:05 PM EDT
 Att: 42,175 - Sunny - 85 F

livebaseballscores.com

AB 34
 R 4
 H 9
 RBI 3
 BB 1
 SO 10
 LOB 12

Batter	1	2	3	4	5	6	7	8	9	AB	R	H	RBI	BB	SO	LOB	BOTTOM					
Kenny Lofton, L OBP: 0.307, SLG: 0.366 (1, 8)										4	0	2	0	0	0	1						
Omar Vizquel, S OBP: 0.340, SLG: 0.336 (1, 6)										4	0	0	0	0	2	1						
Roberto Alomar, S OBP: 0.424, SLG: 0.556 (1, 4)										4	0	2	0	0	1	0						
Juan Gonzalez, R OBP: 0.397, SLG: 0.649 (1, 9)										4	0	0	0	0	0	2						
Jim Thome, L OBP: 0.420, SLG: 0.647 (1, 3)										4	0	0	0	0	4	2						
Marty Cordova, R OBP: 0.383, SLG: 0.510 (1, 7)										4	0	0	0	0	2	1						
Wil Cordero, R OBP: 0.359, SLG: 0.401 (1, 10)										3	0	1	0	0	0	0						
Russell Branyan, L OBP: 0.312, SLG: 0.478 (1, 5)										3	1	1	0	0	1	0						
Einar Diaz, R OBP: 0.356, SLG: 0.423 (1, 2)										2	0	1	1	0	0	0						
Inning Stats	R: 0 E: 0 K: 1 S: 8	H: 0 LOB: 0 BB: 0 P: 13	R: 0 E: 0 K: 2 S: 8	H: 0 LOB: 0 BB: 0 P: 13	R: 0 E: 0 K: 1 S: 11	H: 0 LOB: 1 BB: 0 P: 17	R: 0 E: 0 K: 2 S: 10	H: 1 LOB: 1 BB: 0 P: 13	R: 1 E: 0 K: 0 S: 10	H: 4 LOB: 2 BB: 0 P: 17	R: 0 E: 0 K: 1 S: 8	H: 0 LOB: 0 BB: 0 P: 15	R: 0 E: 0 K: 1 S: 7	H: 0 LOB: 0 BB: 0 P: 8	R: 0 E: 0 K: 0 S: 6	H: 1 LOB: 1 BB: 0 P: 7	R: 0 E: 1 K: 2 S: 9	H: 1 LOB: 1 BB: 0 P: 14	1B: 4 2B: 3 3B: 0 HR: 0	SF: 0 SAC: 0 DP: 0 HBP: 1	WP: 0 PB: 0 CS: 0	PA: 33
PITCHER	IP WLS BF H R ER SO BB IBB HBP BLK WP HR S P ERA WHIP	IP WLS BF H R ER SO BB IBB HBP BLK WP HR S P ERA WHIP	IP WLS BF H R ER SO BB IBB HBP BLK WP HR S P ERA WHIP	IP WLS BF H R ER SO BB IBB HBP BLK WP HR S P ERA WHIP	IP WLS BF H R ER SO BB IBB HBP BLK WP HR S P ERA WHIP	IP WLS BF H R ER SO BB IBB HBP BLK WP HR S P ERA WHIP	IP WLS BF H R ER SO BB IBB HBP BLK WP HR S P ERA WHIP	IP WLS BF H R ER SO BB IBB HBP BLK WP HR S P ERA WHIP	IP WLS BF H R ER SO BB IBB HBP BLK WP HR S P ERA WHIP	IP WLS BF H R ER SO BB IBB HBP BLK WP HR S P ERA WHIP	IP WLS BF H R ER SO BB IBB HBP BLK WP HR S P ERA WHIP	IP WLS BF H R ER SO BB IBB HBP BLK WP HR S P ERA WHIP	IP WLS BF H R ER SO BB IBB HBP BLK WP HR S P ERA WHIP	IP WLS BF H R ER SO BB IBB HBP BLK WP HR S P ERA WHIP	IP WLS BF H R ER SO BB IBB HBP BLK WP HR S P ERA WHIP	IP WLS BF H R ER SO BB IBB HBP BLK WP HR S P ERA WHIP	IP WLS BF H R ER SO BB IBB HBP BLK WP HR S P ERA WHIP	IP WLS BF H R ER SO BB IBB HBP BLK WP HR S P ERA WHIP	IP WLS BF H R ER SO BB IBB HBP BLK WP HR S P ERA WHIP	IP WLS BF H R ER SO BB IBB HBP BLK WP HR S P ERA WHIP	IP WLS BF H R ER SO BB IBB HBP BLK WP HR S P ERA WHIP	
Sean Lowe, R ERA: 2.78 Keith Foulke, R ERA: 2.35 (1, 1) (8, 1)	7.2 W 28 6 1 1 8 0 0 0 0 0 0 0 10 15 0.00 0.750																					

Chicago White Sox @ Cleveland Indians
 Jacobs Field, Cleveland, OH
 Tue Jul 24 2001, 7:05 PM EDT
 Att: 42,175 - Sunny - 85 F

livebaseballscores.com

AB 32
 R 1
 H 7
 RBI 1
 BB 0
 SO 10
 LOB 7

Batter	1	2	3	4	5	6	7	8	9	AB	R	H	RBI	BB	SO	LOB	TOP			
Ray Durham, S OBP: 0.341, SLG: 0.446	1-3 K	1-1 E 1B		1-2 F7			2-3 K		1-0 FC6-4 1B	5	0	2	0	0	2	1	Chicago White Sox @ Cleveland Indians Jacobs Field, Cleveland, OH Wed Jul 25 2001, 7:05 PM EDT Att: 42,645 - Overcast - 71 F			
Jose Valentin, S OBP: 0.345, SLG: 0.523	0-1 G4-3	1-0 E9 1B		2-1 G3			2-3 K		2-3 K	5	0	1	2	0	2	1				
Carlos Lee, R OBP: 0.341, SLG: 0.545	4-2 BB	3-1 G6-3			0-0 P3		2-1 2B		0-1 FC6-4 2B	4	1	1	0	1	0	3				
Magglio Ordonez, R OBP: 0.375, SLG: 0.506	0-3 K		0-2 14 G4-3 SF8 2B		0-2 G6-3		4-0 14 FC6-4 BB		3-2 2B	4	1	2	1	1	1	1				
14 Paul Konerko, R OBP: 0.351, SLG: 0.519		0-1 HR	1-0 G4-3		4-1 BB		1-2 FC6-4		0-0 G6-3	4	1	1	1	1	0	4				
Jeff Liefer, L OBP: 0.276, SLG: 0.494		0-0 G6-3	3-2 SF8		2-3 K				1-2 FC1-4-6 1B	2	0	0	1	0	1	1				
Herbert Perry, R OBP: 0.326, SLG: 0.409			3-H							1	0	1	0	0	0	0				
Sandy Alomar Jr., R OBP: 0.292, SLG: 0.343		1-0 1B 1B 1B	0-0			0-0 L9			0-3 K	4	1	2	0	0	1	1				
Chris Singleton, L OBP: 0.307, SLG: 0.376		1-0 F9	0-2 G6-3			2-1 G3			1-3 K	3	0	0	0	0	0	2				
Aaron Rowand, R OBP: 0.462, SLG: 0.469										1	0	0	0	0	1	1				
Royce Clayton, R OBP: 0.267, SLG: 0.327		2-1 1B 1B		0-0 CS 1B		0-1 P6			0-1 FC1-4-6	4	1	2	0	0	0	1				
Inning Stats	R: 0 E: 0 K: 2 S: 10	H: 0 LOB: 1 BB: 1 P: 15	R: 3 E: 1 K: 0 S: 12	H: 5 LOB: 2 BB: 0 P: 21	R: 1 E: 0 K: 0 S: 12	H: 2 LOB: 1 BB: 0 P: 16	R: 0 E: 0 K: 0 S: 6	H: 1 LOB: 0 BB: 0 P: 9	R: 0 E: 0 K: 1 S: 8	H: 0 LOB: 1 BB: 1 P: 14	R: 0 E: 0 K: 0 S: 14	H: 1 LOB: 2 BB: 1 P: 25	R: 0 E: 0 K: 2 S: 12	H: 1 LOB: 1 BB: 0 P: 14	R: 1 E: 0 K: 1 S: 11	H: 2 LOB: 1 BB: 0 P: 17	1B: 8 2B: 3 3B: 0 HR: 1	SF: 1 SAC: 0 DP: 0 HBP: 0	WP: 0 PB: 0 SB: 0 CS: 1	PA: 41
PITCHER	IP WLS BF H R ER SO BB IBB HBP BLK WP HR S P ERA WHIP	IP WLS BF H R ER SO BB IBB HBP BLK WP HR S P ERA WHIP	IP WLS BF H R ER SO BB IBB HBP BLK WP HR S P ERA WHIP	IP WLS BF H R ER SO BB IBB HBP BLK WP HR S P ERA WHIP	IP WLS BF H R ER SO BB IBB HBP BLK WP HR S P ERA WHIP	IP WLS BF H R ER SO BB IBB HBP BLK WP HR S P ERA WHIP	IP WLS BF H R ER SO BB IBB HBP BLK WP HR S P ERA WHIP	IP WLS BF H R ER SO BB IBB HBP BLK WP HR S P ERA WHIP	IP WLS BF H R ER SO BB IBB HBP BLK WP HR S P ERA WHIP	IP WLS BF H R ER SO BB IBB HBP BLK WP HR S P ERA WHIP	IP WLS BF H R ER SO BB IBB HBP BLK WP HR S P ERA WHIP	IP WLS BF H R ER SO BB IBB HBP BLK WP HR S P ERA WHIP	IP WLS BF H R ER SO BB IBB HBP BLK WP HR S P ERA WHIP	IP WLS BF H R ER SO BB IBB HBP BLK WP HR S P ERA WHIP	IP WLS BF H R ER SO BB IBB HBP BLK WP HR S P ERA WHIP	IP WLS BF H R ER SO BB IBB HBP BLK WP HR S P ERA WHIP	IP WLS BF H R ER SO BB IBB HBP BLK WP HR S P ERA WHIP			
37 Jake Westbrook, R ERA: 4.3	5.0 W 24	8 4 4 3	2 0 0 0	0 0 0 0	0 0 0 0	0 0 5 7	0 0 14 25	0 0 12 14	0 0 11 17	7.20 2.000										
Steve Woodard, R ERA: 4.2	6.1 H 3	0 0 0 0	0 0 0 0	0 0 0 0	0 0 5 7	0 0 14 25	0 0 12 14	0 0 11 17	9.00 2.000											
Danys Baez, R ERA: 1.53	7.1 H 5	1 0 0 2	1 0 0 2	0 0 0 0	0 0 14 25	0 0 12 14	0 0 11 17	9.00 2.000												
John Rocker, L ERA: 3.83	8.1 H 4	1 0 0 2	0 0 0 2	0 0 0 0	0 0 14 25	0 0 12 14	0 0 11 17	9.00 2.000												
Bob Wickman, R ERA: 2.74	9.1 S 5	2 1 1 1	0 0 0 0	0 0 0 0	0 0 11 17	9.00 2.000														

Batter	1	2	3	4	5	6	7	8	9	AB	R	H	RBI	BB	SO	LOB	BOTTOM			
Kenny Lofton, L OBP: 0.307, SLG: 0.363	2-3 K	3-2 2B HBP	1-1 P6			2-1 F8				3	1	0	0	0	1	1	Chicago White Sox @ Cleveland Indians Jacobs Field, Cleveland, OH Wed Jul 25 2001, 7:05 PM EDT Att: 42,645 - Overcast - 71 F			
Omar Vizquel, S OBP: 0.342, SLG: 0.340	0-0 E BB 1B	2-1 1B 2B		1-2 F8		3-2 G3-1				4	1	2	3	0	0	0				
Roberto Alomar, S OBP: 0.430, SLG: 0.561	4-2 E2 1B BB	3-2 2B		4-2 G5-4-3 BB		2-2 CS 1B				2	1	2	0	2	0	0				
Juan Gonzalez, R OBP: 0.393, SLG: 0.642	3-2 P3	2-0 G4-3		1-1 G5-4-3		1-0 F8				4	0	0	0	0	0	4				
Jim Thome, L OBP: 0.423, SLG: 0.656	3-1 2H 1B		2-2 HR		4-2 FC5-4 BB		1-2 G4-3			3	1	2	2	1	0	1				
Wil Cordero, R OBP: 0.352, SLG: 0.392	0-0 F8		0-1 G4-3		2-1 P4		1-0 P3			4	0	0	0	0	0	2				
Travis Fryman, R OBP: 0.373, SLG: 0.333		3-1 SH1-4 2B 1B	0-1 2B 2B		1-2 FC5-4		2-3 K			4	2	2	0	0	1	1				
Russell Branyan, L OBP: 0.315, SLG: 0.481		4-2 SH1-4 2B BB	3-2 G4-3 2B		2-3 K		2-3 K			3	1	1	1	1	2	1				
Jolbert Cabrera, R OBP: 0.333, SLG: 0.382		1-2 2B BB	2H 2B							0	0	0	0	0	0	0				
Einar Diaz, R OBP: 0.354, SLG: 0.420		1-1 SH1-4	0-0 G4-3		1-1 G5-3					2	0	0	0	0	0	1				
Inning Stats	R: 2 E: 2 K: 1 S: 14	H: 2 LOB: 1 BB: 1 P: 26	R: 3 E: 0 K: 0 S: 15	H: 3 LOB: 1 BB: 1 P: 33	R: 2 E: 0 K: 0 S: 14	H: 3 LOB: 1 BB: 0 P: 20	R: 0 E: 0 K: 0 S: 14	H: 0 LOB: 0 BB: 1 P: 20	R: 0 E: 0 K: 1 S: 10	H: 0 LOB: 1 BB: 1 P: 19	R: 0 E: 0 K: 0 S: 9	H: 0 LOB: 0 BB: 0 P: 15	R: 0 E: 0 K: 0 S: 9	H: 1 LOB: 0 BB: 0 P: 13	R: 0 E: 0 K: 2 S: 7	H: 0 LOB: 0 BB: 0 P: 12	1B: 4 2B: 4 3B: 0 HR: 1	SF: 0 SAC: 1 DP: 1 HBP: 1	WP: 0 PB: 0 SB: 0 CS: 1	PA: 35
PITCHER	IP WLS BF H R ER SO BB IBB HBP BLK WP HR S P ERA WHIP	IP WLS BF H R ER SO BB IBB HBP BLK WP HR S P ERA WHIP	IP WLS BF H R ER SO BB IBB HBP BLK WP HR S P ERA WHIP	IP WLS BF H R ER SO BB IBB HBP BLK WP HR S P ERA WHIP	IP WLS BF H R ER SO BB IBB HBP BLK WP HR S P ERA WHIP	IP WLS BF H R ER SO BB IBB HBP BLK WP HR S P ERA WHIP	IP WLS BF H R ER SO BB IBB HBP BLK WP HR S P ERA WHIP	IP WLS BF H R ER SO BB IBB HBP BLK WP HR S P ERA WHIP	IP WLS BF H R ER SO BB IBB HBP BLK WP HR S P ERA WHIP	IP WLS BF H R ER SO BB IBB HBP BLK WP HR S P ERA WHIP	IP WLS BF H R ER SO BB IBB HBP BLK WP HR S P ERA WHIP	IP WLS BF H R ER SO BB IBB HBP BLK WP HR S P ERA WHIP	IP WLS BF H R ER SO BB IBB HBP BLK WP HR S P ERA WHIP	IP WLS BF H R ER SO BB IBB HBP BLK WP HR S P ERA WHIP	IP WLS BF H R ER SO BB IBB HBP BLK WP HR S P ERA WHIP	IP WLS BF H R ER SO BB IBB HBP BLK WP HR S P ERA WHIP				
Rocky Biddle, R ERA: 5.42	2.1 L 17	8 7 6 1	0 1 0 0	0 1 0 0	0 0 40 65	0 0 40 65	0 0 5 6	0 0 7 12	0 0 12 0.00											
Jon Garland, R ERA: 4.09	3.1 14	1 0 0 1	2 0 0 0	0 0 0 0	0 0 40 65	0 0 40 65	0 0 5 6	0 0 7 12	0 0 12 0.00											
Alan Embree, L ERA: 10.46	7.1 1	0 0 0 0	0 0 0 0	0 0 0 0	0 0 5 6	0 0 40 65	0 0 7 12	0 0 12 0.00												
Bob Howry, R ERA: 5.13	8.1 3	0 0 0 2	0 0 0 0	0 0 0 0	0 0 7 12	0 0 40 65	0 0 7 12	0 0 12 0.00												

AB	37
R	5
H	12
RBI	5
BB	3
SO	8
LOB	16



Batter	1	2	3	4	5	6	7	8	9	AB	R	H	RBI	BB	SO	LOB	TOP					
Ray Durham, S OBP: 0.337, SLG: 0.440	G6-3		F9		F7	G3-1			K	5	0	0	0	0	1	2						
Jose Valentin, S OBP: 0.342, SLG: 0.517	G4-3		K		2B HR		L4		K	5	1	1	0	0	2	1						
Carlos Lee, R Aaron Rowand, R OBP: 0.336, SLG: 0.537 OBP: 0.462, SLG: 0.469	K		FC6-4		F9		F8		F7	5	0	0	0	0	1	2						
Magglio Ordonez, R OBP: 0.376, SLG: 0.511		G5-3					G5-3			4	2	2	0	0	0	0						
Jose Canseco, R OBP: 0.380, SLG: 0.568		14 1B SF9		E2 G6-3 1B				FC1-5 14 1B BB		3	2	3	3	1	0	0						
14 Paul Konerko, R OBP: 0.353, SLG: 0.519				F9		F7		G6-3 FC1-5 1B		4	0	2	0	0	0	1						
Chris Singleton, L		SF9		G6-3 1B			K	FC1-5 G6-3		3	0	1	1	0	1	2						
Sandy Alomar Jr., R		G6-3		G6-3		F9		G6-3		4	0	0	0	0	0	5						
Royce Clayton, R				G6-3				K		4	0	2	0	0	1	4						
Inning Stats	R: 0 E: 0 K: 1 S: 9	H: 0 LOB: 0 BB: 0 P: 16	R: 1 E: 0 K: 0 S: 10	H: 2 LOB: 1 BB: 0 P: 14	R: 0 E: 0 K: 1 S: 12	H: 1 LOB: 1 BB: 0 P: 16	R: 1 E: 1 K: 0 S: 12	H: 3 LOB: 2 BB: 0 P: 16	R: 3 E: 0 K: 0 S: 11	H: 3 LOB: 0 BB: 0 P: 16	R: 0 E: 0 K: 1 S: 7	H: 1 LOB: 0 BB: 0 P: 10	R: 0 E: 0 K: 0 S: 9	H: 0 LOB: 0 BB: 0 P: 12	R: 0 E: 0 K: 1 S: 9	H: 1 LOB: 2 BB: 1 P: 18	R: 0 E: 0 K: 2 S: 8	H: 0 LOB: 0 BB: 0 P: 11	1B: 7 2B: 3 3B: 0 HR: 1	SF: 1 SAC: 0 DP: 0 HBP: 0	WP: 0 PB: 0 CS: 0	PA: 39
PITCHER	IP	WLS	BF	H	R	ER	SO	BB	IBB	HBP	BLK	WP	HR	S	P	ERA	WHIP					
Charles Nagy, R ERA: 5.86	7.0	L	31	10	5	4	3	0	0	0	0	0	1	70	100	5.14	1.429					
David Riske, R	2.0		8	1	0	0	3	1	0	0	0	0	0	17	29	0.00	1.000					

Chicago White Sox @ Cleveland Indians
 Jacobs Field, Cleveland, OH
 Thu Jul 26 2001, 7:05 PM EDT
 Att: 42,054 - Sunny - 73 F


AB 37
 R 5
 H 11
 RBI 4
 BB 1
 SO 6
 LOB 17



Batter	1	2	3	4	5	6	7	8	9	AB	R	H	RBI	BB	SO	LOB	BOTTOM					
Kenny Lofton, L	B1-3		F4			F8				4	0	1	0	0	0	1						
Omar Vizquel, S	L7			1B G6-3 BB		F8		F8		3	1	0	0	1	0	1						
Roberto Alomar, S	K						1B BB	F7		3	1	1	0	1	1	1						
Juan Gonzalez, R		K		G6-3			1B BB			4	1	2	1	0	1	0						
Jim Thome, L				L7			1B	K		4	0	2	1	0	1	2						
Marty Cordova, R		F8-4-3				K				4	0	1	1	0	2	1						
Travis Fryman, R				L7		K2-3		F9		4	0	0	0	0	2	2						
Russell Branyan, L		F8-4-3				K				4	1	1	1	0	1	2						
Tim Laker, R				L7				F8		3	0	0	0	1	0	2						
Inning Stats	R: 0 E: 0 K: 1 S: 7	H: 0 LOB: 0 BB: 0 P: 10	R: 0 E: 0 K: 1 S: 8	H: 1 LOB: 0 BB: 0 P: 11	R: 0 E: 0 K: 1 S: 14	H: 0 LOB: 1 BB: 1 P: 22	R: 1 E: 0 K: 0 S: 7	H: 1 LOB: 0 BB: 1 P: 16	R: 0 E: 0 K: 3 S: 11	H: 0 LOB: 0 BB: 0 P: 16	R: 0 E: 0 K: 0 S: 4	H: 0 LOB: 0 BB: 0 P: 5	R: 2 E: 0 K: 0 S: 15	H: 3 LOB: 2 BB: 1 P: 25	R: 0 E: 0 K: 1 S: 17	H: 2 LOB: 2 BB: 0 P: 24	R: 1 E: 0 K: 1 S: 11	H: 1 LOB: 0 BB: 0 P: 15	1B: 7 2B: 1 3B: 0 HR: 1	SF: 0 SAC: 0 DP: 1 HBP: 0	WP: 0 PB: 0 CS: 0	PA: 36
PITCHER	IP	WLS	BF	H	R	ER	SO	BB	IBB	HBP	BLK	WP	HR	S	P	ERA	WHIP					
Gary Glover, R ERA: 5.08	3.1		12	2	1	1	3	2	0	0	0	0	0	24	37	6.75	0.750					
Matt Ginter, R ERA: 8.03	2.2	W	10	1	2	2	3	1	0	0	0	0	0	24	35	0.00	2.400					
Bob Howry, R ERA: 4.96	1.2	H	9	4	0	0	0	0	0	0	0	0	0	24	35	0.00	2.400					
Keith Foulke, R ERA: 2.47	1.1	S	5	1	1	1	2	0	0	0	0	0	1	14	20	6.75	0.750					

Chicago White Sox @ Cleveland Indians
 Jacobs Field, Cleveland, OH
 Thu Jul 26 2001, 7:05 PM EDT
 Att: 42,054 - Sunny - 73 F

AB 33
 R 4
 H 8
 RBI 4
 BB 3
 SO 8
 LOB 12



Batter	1	2	3	4	5	6	7	8	9	AB R H RBI BB SO LOB	TOP											
Jolbert Cabrera, R OBP: 0.340, SLG: 0.399 (1, 8) (7, 7)	F8		E5 2B		1B E 1B		SH5-4 WP 2B		S 2B	5 3 3 0 0 0 1	Cleveland Indians @ Detroit Tigers Comerica Park, Detroit, MI Fri Jul 27 2001, 7:05 PM EDT Att: 39,504 - Cloudy - 74 F											
Omar Vizquel, S OBP: 0.343, SLG: 0.339 (1, 6)	3B BB		SF9		G4-6-3 E 1B		SH5-4	2-3	F3	2 1 1 1 1 0 1												
Roberto Alomar, S OBP: 0.430, SLG: 0.563 (1, 4)	1-H 3B		K		E7 G4-6-3 1B		G4-3	3-3	K	5 0 2 1 0 2 2												
Juan Gonzalez, R OBP: 0.393, SLG: 0.638 (1, 9)	2-3 K		1-H 2B		G4-6-3 2-3 K		3-H 3-3 K			4 0 1 1 0 2 3												
Marty Cordova, R OBP: 0.358, SLG: 0.500 Kenny Lofton, L OBP: 0.305, SLG: 0.360 (1, 7) (7, 8)	1-3 K		G6-3		G5-3			2-1 P5		3 0 0 0 0 1 3 1 0 0 0 0 0 0												
Jim Thome, L OBP: 0.428, SLG: 0.663 (1, 3)		4-0 G4-6-3 BB		4-1 1B BB		2-3 K		1-1 HR		2 1 1 1 2 1 0												
Wil Cordero, R OBP: 0.350, SLG: 0.406 (1, 10)		2-3 K		0-0 F8		0-2 HR		1-2 G3		4 1 1 1 0 1 2												
Travis Fryman, R OBP: 0.362, SLG: 0.323 (1, 5)		0-1 G4-6-3 1-2		1-0 G4-3 1B		1-3 K		0-3 K		4 0 1 0 0 2 1												
Einar Diaz, R OBP: 0.352, SLG: 0.418 (1, 2)			1-1 E SF9 1B		1-2 G4-3		1-1 F9		0-0 F8	4 1 1 0 0 0 2												
Inning Stats	R: 1 E: 0 K: 2 S: 16	H: 1 LOB: 1 BB: 1 P: 25	R: 0 E: 0 K: 1 S: 5	H: 0 LOB: 0 BB: 1 P: 11	R: 2 E: 1 K: 1 S: 13	H: 2 LOB: 1 BB: 0 P: 16	R: 0 E: 0 K: 0 S: 6	H: 1 LOB: 1 BB: 1 P: 12	R: 1 E: 1 K: 0 S: 12	H: 3 LOB: 1 BB: 0 P: 15		R: 1 E: 0 K: 2 S: 13	H: 1 LOB: 0 BB: 0 P: 17	R: 1 E: 0 K: 1 S: 9	H: 1 LOB: 0 BB: 0 P: 15	R: 1 E: 0 K: 1 S: 11	H: 1 LOB: 0 BB: 0 P: 15	R: 0 E: 0 K: 1 S: 8	H: 1 LOB: 1 BB: 0 P: 16	1B: 5 2B: 3 3B: 1 HR: 2	SF: 1 SAC: 1 DP: 3 HBP: 0	WP: 1 PB: 0 SB: 2 CS: 0
PITCHER	IP WLS BF H R ER SO BB IBB HBP BLK WP HR S P ERA WHIP											PITCHER	IP WLS BF H R ER SO BB IBB HBP BLK WP HR S P ERA WHIP									
Adam Pettyjohn, L ERA: 6.88 (1, 1)	6.1 L 29 9 6 4 6 3 0 0 0 0 0 1 67 98 5.68 1.895																					
Todd Jones, R ERA: 4.92 (7, 1)	1.2 6 1 1 1 2 0 0 0 0 0 1 1 18 28 5.40 0.600																					
Matt Perisno, L ERA: 9.68 (9, 1)	1.0 4 1 0 0 1 0 0 0 0 0 0 0 8 16 0.00 1.000																					

Batter	1	2	3	4	5	6	7	8	9	AB R H RBI BB SO LOB	BOTTOM											
Roger Cedeno, S OBP: 0.334, SLG: 0.390 (1, 8)	K		G6-4-3 1-2		G4-3 3B		K		DI 1B	5 1 2 0 0 2 3	Cleveland Indians @ Detroit Tigers Comerica Park, Detroit, MI Fri Jul 27 2001, 7:05 PM EDT Att: 39,504 - Cloudy - 74 F											
Damion Easley, R OBP: 0.338, SLG: 0.406 (1, 4)	K			0-1 P6	G4-3		1-2 1B	1-0 F8		5 0 1 2 0 1 1												
Bobby Higginson, L OBP: 0.385, SLG: 0.485 (1, 7)	P6			2-1 F9 HR 2B	G3		1-0 F9	2-3 K		4 1 1 0 0 0 2												
Robert Flick, L OBP: 0.368, SLG: 0.568 (1, 2)		0-0 G3		2-1 F9		4-2 BB	1-3 K			3 0 0 0 1 1 3												
Tony Clark, S OBP: 0.400, SLG: 0.539 (1, 10)		1-1 1B		2-0 HR		3-2 F7		2-3 K		4 1 2 2 0 1 1												
Shane Halter, R OBP: 0.385, SLG: 0.483 (1, 5)		1-1 F9		2-0 1B	1-2 1B		0-3 K	2-3 K		4 0 1 0 0 2 2												
Randall Simon, L OBP: 0.403, SLG: 0.441 Wendell Magee, R OBP: 0.333, SLG: 0.453 Ryan Jackson, L OBP: 0.253, SLG: 0.368 (1, 3) (6, PH) (9, 3)		3-3 K		1-2 1B	1-3 1B		1-0 F9	3-2 G3-1		3 0 1 0 0 1 2 1 0 0 0 0 0 0 0 0 0 0 0 0 0												
Deivi Cruz, R OBP: 0.290, SLG: 0.380 (1, 6)			2-2 G1-3		2-1 F7		1-2 BB 1B	3-2 F7		4 1 1 0 0 0 2												
Juan Encarnacion, R OBP: 0.303, SLG: 0.417 (1, 9)			1-1 G6-4-3 1B		G4-3		4-2 F9 1B	0-2 G4-3		3 0 1 0 1 0 0												
Inning Stats	R: 0 E: 0 K: 2 S: 10	H: 0 LOB: 0 BB: 0 P: 13	R: 0 E: 0 K: 1 S: 8	H: 1 LOB: 0 BB: 0 P: 13	R: 0 E: 0 K: 0 S: 6	H: 1 LOB: 0 BB: 0 P: 10	R: 2 E: 0 K: 0 S: 14	H: 4 LOB: 2 BB: 0 P: 25	R: 1 E: 0 K: 1 S: 7	H: 1 LOB: 0 BB: 0 P: 10		R: 0 E: 0 K: 1 S: 9	H: 0 LOB: 1 BB: 1 P: 17	R: 1 E: 0 K: 2 S: 15	H: 2 LOB: 2 BB: 1 P: 25	R: 0 E: 0 K: 2 S: 9	H: 0 LOB: 0 BB: 0 P: 16	R: 0 E: 0 K: 0 S: 9	H: 1 LOB: 1 BB: 0 P: 13	1B: 7 2B: 1 3B: 1 HR: 1	SF: 0 SAC: 0 DP: 1 HBP: 0	WP: 0 PB: 0 SB: 0 CS: 0
PITCHER	IP WLS BF H R ER SO BB IBB HBP BLK WP HR S P ERA WHIP											PITCHER	IP WLS BF H R ER SO BB IBB HBP BLK WP HR S P ERA WHIP									
Bartolo Colon, R ERA: 4.39 (1, 1)	6.1 W 29 9 4 4 5 2 0 0 0 0 0 0 65 107 5.68 1.737																					
Ricardo Rincon, L ERA: 3.06 (7, 1)	0.2 H 2 0 0 0 1 0 0 0 0 0 0 0 4 6 0.00 0.000																					
John Rocker, L ERA: 3.74 (8, 1)	1.0 H 3 0 0 0 2 0 0 0 0 0 0 0 9 16 0.00 0.000																					
Bob Wickman, R ERA: 2.88 (9, 1)	1.0 S 4 1 0 0 0 0 0 0 0 0 0 0 9 13 0.00 1.000																					

Batter	1	2	3	4	5	6	7	8	9	AB	R	H	RBI	BB	SO	LOB	TOP											
Kenny Lofton, L OBP: 0.306, SLG: 0.359 (1, 8)	4-0 CS BB		0-2 BB G5-3 1B		0-0 F9	1-3 K		3-2 FC6-4 1B 2B		4	1	1	0	1	1	2	Cleveland Indians @ Detroit Tigers Comerica Park, Detroit, MI Sat Jul 28 2001, 1:05 PM EDT Att: 27,643 - Cloudy - 77 F											
Jolbert Cabrera, R OBP: 0.342, SLG: 0.396 (1, 6) (8, 5)	1-3 SAFE K		1-1 G5-3		4-2 BB S BB		1-1 F9	1-0 2B 1B		4	1	1	0	1	1	2												
Roberto Alomar, S OBP: 0.432, SLG: 0.563 (1, 4)	3-1 F8		4-1 BB BB		2-2 F9		4-0 HR BB	3-1 1B 2B		3	2	1	2	2	0	1												
Juan Gonzalez, R OBP: 0.398, SLG: 0.648 (1, 10)		0-1 1B 1B	2-0 F7		4-2 BB BB		0-1 HR HR	3-1 1B		4	2	3	3	1	0	2												
Jim Thome, L OBP: 0.430, SLG: 0.660 (1, 3)	1-0 1B		4-2 BB		4-0 BB		3-3 K	1-3 K		3	0	1	0	2	2	1												
Wil Cordero, R OBP: 0.351, SLG: 0.405 (1, 7)	2-1 1B		2-1 P6		1-1 F8		0-0 1B	1-2 E6 FC5-4		5	0	2	1	0	0	6												
Marty Cordova, R OBP: 0.355, SLG: 0.494 (1, 9)	1-2 L8		2-1 G1-3		0-0 1B		1-3 K	1-2 FC5-4 1B		5	0	1	0	0	1	4												
Russell Branyan, L OBP: 0.310, SLG: 0.483 (8, PH)	1-3 K		3-3 K		2-2 P4		1-3 K2-3	1-0 1B		3	0	0	0	0	2	3												
Omar Vizquel, S OBP: 0.343, SLG: 0.339 (8, 6)	1-3 K		1-0 P6		0-0 F9		1-1 FC6-4 1B	0-1 L4		5	0	1	0	0	1	4												
Eddie Taubensee, L OBP: 0.293, SLG: 0.377 (1, 2)	1-3 K																											
Inning Stats	R: 0 E: 0 K: 1 S: 5	H: 0 LOB: 0 BB: 1 P: 13	R: 1 E: 0 K: 2 S: 16	H: 3 LOB: 2 BB: 0 P: 22	R: 0 E: 0 K: 0 S: 12	H: 1 LOB: 3 BB: 2 P: 25	R: 0 E: 0 K: 1 S: 7	H: 0 LOB: 0 BB: 0 P: 13	R: 0 E: 0 K: 1 S: 14	H: 1 LOB: 1 BB: 0 P: 14	R: 2 E: 0 K: 2 S: 14	H: 2 LOB: 1 BB: 1 P: 23	R: 3 E: 0 K: 2 S: 16	H: 4 LOB: 1 BB: 0 P: 29	R: 0 E: 1 K: 0 S: 9	H: 1 LOB: 1 BB: 0 P: 12	1B: 10 2B: 1 3B: 0 HR: 1	SF: 0 SAC: 0 DP: 0 HBP: 0	WP: 0 PB: 0 SB: 1 CS: 1	PA: 45								
PITCHER	IP	WLS	BF	H	R	ER	SO	BB	IBB	HBP	BLK	WP	HR	S	P	ERA	WHIP											
Victor Santos, R ERA: 3.9	(1, 1)	6.0		28	5	1	1	5	6	0	0	0	0	0	65	116	1.50	1.833										
Heath Murray, L ERA: 8.25	(7, 1)	1.2	L	10	4	4	4	3	1	0	0	0	0	1	23	38	21.60	3.000										
Danny Patterson, R ERA: 2.72	(8, 1)	0.1		3	2	1	1	1	0	0	0	0	0	0	7	14	27.00	6.000										
Matt Perisho, L ERA: 9.16	(9, 1)	1.0		4	1	0	0	0	0	0	0	0	0	9	12	0.00	1.000											

Batter	1	2	3	4	5	6	7	8	9	AB	R	H	RBI	BB	SO	LOB	BOTTOM											
Roger Cedeno, S OBP: 0.333, SLG: 0.388 (1, 8)	0-1 F9		2-1 G6-3		1-3 K		1-1 1B		1-1 FC1-6 DI	5	0	1	0	0	1	1	Cleveland Indians @ Detroit Tigers Comerica Park, Detroit, MI Sat Jul 28 2001, 1:05 PM EDT Att: 27,643 - Cloudy - 77 F											
Damon Easley, R OBP: 0.338, SLG: 0.410 (1, 4)	3-3 K		0-0 3B		4-2 BB		2-1 P4	1-1 F7		4	0	1	0	1	1	3												
Bobby Higginson, L OBP: 0.384, SLG: 0.480 (1, 10)	4-0 S BB		2-3 K		2-2 P4		3-2 F7			3	0	0	0	1	1	4												
Tony Clark, S OBP: 0.401, SLG: 0.535 (1, 3)	4-2 BB				4-1 1B HR BB		0-0 G5-3	1-2 G1-3		2	1	0	0	2	0	1												
Wendell Magee, R OBP: 0.331, SLG: 0.446 (1, 7)	1-1 F9		0-0 1B HR		2-3 K		1-1 G1-3			4	1	1	0	0	1	2												
Shane Halter, R OBP: 0.360, SLG: 0.475 (1, 5)		1-3 K		0-0 F7		3-2 F9	1-1 G4-3			4	0	0	0	0	1	2												
Deivi Cruz, R OBP: 0.289, SLG: 0.390 (1, 6)	0-0 F8		2-0 HR		0-3 K		0-3 K		0-3 K	4	1	1	3	0	2	0												
Juan Encarnacion, R OBP: 0.303, SLG: 0.415 (1, 9)	0-1 G6-3		3-3 K		0-2 F8		0-1 WP 1B			4	1	1	0	0	1	0												
Javier Cardona, R OBP: 0.250, SLG: 0.333 (7, PH)			0-2 P6		1-0 F8		4-2 1B BB	1-0 FC1-6 1B		2	0	0	0	0	0	0												
Robert Fick, L OBP: 0.372, SLG: 0.569 (8, 2)										1	0	1	1	1	0	0												
Inning Stats	R: 0 E: 0 K: 1 S: 11	H: 0 LOB: 2 BB: 2 P: 23	R: 0 E: 0 K: 1 S: 9	H: 0 LOB: 0 BB: 0 P: 10	R: 0 E: 0 K: 1 S: 11	H: 1 LOB: 1 BB: 0 P: 15	R: 3 E: 0 K: 1 S: 8	H: 2 LOB: 0 BB: 1 P: 18	R: 0 E: 0 K: 2 S: 10	H: 0 LOB: 0 BB: 0 P: 15	R: 0 E: 0 K: 0 S: 13	H: 1 LOB: 2 BB: 1 P: 23	R: 0 E: 0 K: 0 S: 7	H: 0 LOB: 0 BB: 0 P: 10	R: 1 E: 0 K: 1 S: 11	H: 2 LOB: 1 BB: 0 P: 14	1B: 4 2B: 0 3B: 1 HR: 1	SF: 0 SAC: 0 DP: 0 HBP: 0	WP: 1 PB: 0 SB: 1 CS: 0	PA: 38								
PITCHER	IP	WLS	BF	H	R	ER	SO	BB	IBB	HBP	BLK	WP	HR	S	P	ERA	WHIP											
CC Sabathia, L ERA: 4.18	(1, 1)	6.0		25	3	3	3	7	4	0	0	0	0	0	13	23	0.00	2.000										
Danys Baez, R ERA: 1.45	(7, 1)	1.0	W	5	1	0	0	0	1	0	0	0	0	0	7	10	0.00	0.000										
John Rocker, L ERA: 3.66	(8, 1)	1.0	H	3	0	0	0	0	0	0	0	0	0	7	10	0.00	0.000											
Bob Wickman, R ERA: 2.82	(9, 1)	1.0	S	5	2	1	1	1	0	0	0	0	1	0	11	14	9.00	2.000										

Batter	1	2	3	4	5	6	7	8	9	AB	R	H	RBI	BB	SO	LOB	TOP									
Kenny Lofton, L OBP: 0.306, SLG: 0.357 (1, 8)	L4		G5-3 1B		F7		G4-3			4	0	1	0	0	0	0	Cleveland Indians @ Detroit Tigers Comerica Park, Detroit, MI Sat Jul 28 2001, 7:05 PM EDT Att: 34,916 - Cloudy - 80 F									
Omar Vizquel, S OBP: 0.342, SLG: 0.338 (1, 6)	F8		G5-3 1B		F8		L4			4	0	1	0	0	0											
Roberto Alomar, S OBP: 0.430, SLG: 0.560 (1, 4)	L4		F7		F7		G4-3			4	0	1	0	0	2											
Juan Gonzalez, R OBP: 0.396, SLG: 0.644 Marty Cordova, R OBP: 0.352, SLG: 0.491 (3, 9)		G5-3	G5-3		K		K2-3			2	0	0	0	0	2											
Jim Thome, L OBP: 0.433, SLG: 0.662 (1, 10)		G5-3	G5-3		K		K2-3			2	0	0	0	0	2											
Wil Cordero, R OBP: 0.344, SLG: 0.397 (1, 3)		G5-3	G5-3		K		K2-3			2	1	1	0	2	0											
Wii Cordero, R OBP: 0.344, SLG: 0.397 (1, 3)		G5-3	G5-3		K		K2-3			4	0	0	0	0	1	5										
Russell Branyan, L OBP: 0.313, SLG: 0.481 (1, 7)		G5-3	G5-3		K		K2-3			4	0	0	0	0	1	5										
Einar Diaz, R OBP: 0.354, SLG: 0.417 (1, 2)		G5-3	G5-3		K		K2-3			3	0	1	0	1	0	0										
Jolbert Cabrera, R OBP: 0.335, SLG: 0.387 (1, 5)		G5-3	G5-3		K		K2-3			4	0	0	1	0	0	3										
Inning Stats	R: 0 E: 0 K: 0 S: 10	H: 0 LOB: 0 BB: 0 P: 16	R: 1 E: 0 K: 0 S: 14	H: 1 LOB: 2 BB: 2 P: 25	R: 0 E: 0 K: 0 S: 10	H: 2 LOB: 3 BB: 1 P: 19	R: 0 E: 0 K: 0 S: 4	H: 1 LOB: 0 BB: 0 P: 6	R: 0 E: 0 K: 1 S: 11	H: 1 LOB: 1 BB: 0 P: 17	R: 0 E: 0 K: 0 S: 8	H: 0 LOB: 0 BB: 0 P: 12	R: 1 E: 0 K: 0 S: 14	H: 0 LOB: 0 BB: 1 P: 24	R: 0 E: 0 K: 2 S: 13	H: 1 LOB: 1 BB: 0 P: 20	R: 0 E: 0 K: 0 S: 8	H: 0 LOB: 0 BB: 0 P: 10	1B: 5 2B: 2 3B: 0 HR: 0	SF: 0 SAC: 0 DP: 1 HBP: 0	WP: 2 PB: 0 SB: 0 CS: 0	PA: 36				
PITCHER	IP	WLS	BF	H	R	ER	SO	BB	IBB	HBP	BLK	WP	HR	S	P	ERA	WHIP									
Jeff Weaver, R ERA: 3.99 Danny Patterson, R ERA: 2.99 Matt Anderson, R ERA: 4.99	(1, 1)	7.0	W	29	5	2	2	1	3	1	0	0	1	0	71	119	2.57	1.143								
PITCHER	IP	WLS	BF	H	R	ER	SO	BB	IBB	HBP	BLK	WP	HR	S	P	ERA	WHIP									

AB	32
R	2
H	6
RBI	2
BB	4
SO	3
LOB	14



Batter	1	2	3	4	5	6	7	8	9	AB	R	H	RBI	BB	SO	LOB	BOTTOM								
Roger Cedeno, S OBP: 0.335, SLG: 0.390 (1, 8)	G3-1	SH2-3			G4-3 S 1B		CS 1B			3	0	2	0	0	0	0	Cleveland Indians @ Detroit Tigers Comerica Park, Detroit, MI Sat Jul 28 2001, 7:05 PM EDT Att: 34,916 - Cloudy - 80 F								
Jose Macias, S OBP: 0.324, SLG: 0.425 (1, 4)	P5	G3-1			P4		F8			4	0	0	1	0	0	3									
Bobby Higginson, L OBP: 0.383, SLG: 0.476 (1, 7)	1B BB	F8			G4-3		K			3	1	0	0	1	1	3									
Robert Flick, L OBP: 0.371, SLG: 0.564 (1, 2)	1B 1B	F8			F7		F7			4	0	1	0	0	0	1									
Randall Simon, L OBP: 0.395, SLG: 0.431 (1, 10)	1B	F8			F7		F7			4	0	1	1	0	0	0									
Deivi Cruz, R OBP: 0.288, SLG: 0.386 (1, 6)	G4-3	F8			F7		F7			3	0	0	0	1	1	2									
Juan Encarnacion, R OBP: 0.309, SLG: 0.429 (1, 9)		F8			F8		K			4	2	2	0	0	1	1									
Shane Halter, R OBP: 0.363, SLG: 0.477 (1, 5)		F8			F8		K			3	1	2	2	0	0	0									
Ryan Jackson, L OBP: 0.255, SLG: 0.367 (1, 3)		F8			F8		K			3	0	1	0	0	1	1									
Inning Stats	R: 1 E: 0 K: 0 S: 16	H: 2 LOB: 2 BB: 1 P: 25	R: 2 E: 0 K: 0 S: 10	H: 3 LOB: 1 BB: 0 P: 11	R: 0 E: 0 K: 0 S: 6	H: 0 LOB: 0 BB: 0 P: 9	R: 0 E: 0 K: 1 S: 6	H: 0 LOB: 0 BB: 0 P: 9	R: 0 E: 0 K: 1 S: 6	H: 1 LOB: 1 BB: 0 P: 10	R: 1 E: 0 K: 1 S: 11	H: 2 LOB: 1 BB: 0 P: 17	R: 0 E: 0 K: 1 S: 8	H: 1 LOB: 0 BB: 0 P: 12	R: 0 E: 0 K: 1 S: 12	H: 0 LOB: 1 BB: 1 P: 21		1B: 7 2B: 0 3B: 2 HR: 0	SF: 0 SAC: 1 DP: 0 HBP: 0	WP: 0 PB: 0 SB: 1 CS: 1	PA: 34				
PITCHER	IP	WLS	BF	H	R	ER	SO	BB	IBB	HBP	BLK	WP	HR	S	P	ERA	WHIP								
Steve Woodard, R ERA: 4.47 Rich Rodriguez, L ERA: 4.05 David Riske, R ERA:	(1, 1)	5.2	L	26	8	4	4	2	1	0	0	0	0	18	30	0.00	1.000								
PITCHER	IP	WLS	BF	H	R	ER	SO	BB	IBB	HBP	BLK	WP	HR	S	P	ERA	WHIP								

AB	31
R	4
H	9
RBI	4
BB	2
SO	4
LOB	11



Batter	1	2	3	4	5	6	7	8	9	AB	R	H	RBI	BB	SO	LOB	TOP					
Kenny Lofton, L OBP: 0.302, SLG: 0.353	G6-3	F2			K			G3		4	0	0	0	0	1	2	Cleveland Indians @ Detroit Tigers Comerica Park, Detroit, MI Sun Jul 29 2001, 1:05 PM EDT Att: 32,918 - Cloudy - 83 F					
Omar Vizquel, S OBP: 0.335, SLG: 0.335	G5-3		G4-3		P5			G4-3		4	0	0	0	0	0	0						
Marty Cordova, R OBP: 0.354, SLG: 0.506	HR		L5		G3	SF7	2B	K		4	2	2	1	0	1	0						
Jim Thome, L OBP: 0.431, SLG: 0.657	L1				G3			K		4	0	1	0	0	1	1						
Wil Cordero, R OBP: 0.338, SLG: 0.391		K	K			SF7		G1-3		3	0	0	1	0	2	1						
Eddie Taubensee, L OBP: 0.291, SLG: 0.363	G4-3			G1-3		BB		P4		3	0	0	0	1	0	0						
Jolbert Cabrera, R OBP: 0.328, SLG: 0.379	E5	1B	K		F7			G5-3		4	1	0	0	0	1	1						
Russell Branyan, L OBP: 0.313, SLG: 0.480		1B	K					P5		3	0	1	0	0	1	0						
Einar Diaz, R OBP: 0.354, SLG: 0.416		1B			G5-3			G5-3		3	0	1	1	0	0	0						
Inning Stats	R: 1 E: 0 K: 0 S: 9	H: 1 LOB: 0 BB: 0 P: 11	R: 1 E: 1 K: 1 S: 11	H: 2 LOB: 2 BB: 0 P: 12	R: 0 E: 0 K: 1 S: 11	H: 1 LOB: 1 BB: 0 P: 16	R: 0 E: 0 K: 2 S: 8	H: 0 LOB: 0 BB: 0 P: 14	R: 0 E: 0 K: 1 S: 10	H: 0 LOB: 0 BB: 0 P: 14	R: 1 E: 0 K: 0 S: 11	H: 1 LOB: 1 BB: 1 P: 20	R: 0 E: 0 K: 0 S: 8	H: 0 LOB: 0 BB: 0 P: 11	R: 0 E: 0 K: 0 S: 9	H: 0 LOB: 0 BB: 0 P: 13		R: 0 E: 0 K: 0 S: 8	H: 0 LOB: 0 BB: 0 P: 11	1B: 3 2B: 1 3B: 0 HR: 1	SF: 1 SAC: 0 DP: 0 HBP: 0	WP: 0 PB: 0 SB: 0 CS: 0
PITCHER Steve Sparks, R ERA: 3.74	IP: 9.0 WLS: W BF: 34 H: 5 R: 3 ER: 2 SO: 7 BB: 1 IBB: 0 HBP: 0 BLK: 0 WP: 0 HR: 1 S: 85 P: 122 ERA: 2.00 WHIP: 0.667																					

Batter	1	2	3	4	5	6	7	8	9	AB	R	H	RBI	BB	SO	LOB	BOTTOM					
Roger Cedeno, S OBP: 0.338, SLG: 0.402	HR		S	S	FC6-4			G3		4	3	2	1	1	0	2	Cleveland Indians @ Detroit Tigers Comerica Park, Detroit, MI Sun Jul 29 2001, 1:05 PM EDT Att: 32,918 - Cloudy - 83 F					
Wendell Magee, R OBP: 0.331, SLG: 0.446			1B	2B						0	0	0	0	0	0	0						
Damion Easley, R OBP: 0.337, SLG: 0.407	B3		2B	G6-3		G6-3		F9		5	1	1	1	0	0	1						
Bobby Higginson, L OBP: 0.380, SLG: 0.472	K		K	1B		G4-3		F8		5	0	1	1	0	2	1						
Tony Clark, S OBP: 0.402, SLG: 0.537			1B	F7		F7				3	1	1	1	1	0	1						
Robert Fick, L OBP: 0.376, SLG: 0.575	G6-3		2B		G6-3			1B		4	3	3	1	0	0	1						
Juan Encarnacion, R OBP: 0.304, SLG: 0.426		F8	F7		G6-3		1B	1B		4	0	1	1	0	0	2						
Randall Simon, L OBP: 0.413, SLG: 0.453	G3-1		2B		1B		1B			3	0	2	1	1	0	0						
Shane Halter, R OBP: 0.362, SLG: 0.472			F9		F8			F7		3	0	0	0	1	0	4						
Deivi Cruz, R OBP: 0.288, SLG: 0.383	F9			P4		K				4	0	1	1	0	1	2						
Inning Stats	R: 1 E: 0 K: 1 S: 12	H: 1 LOB: 1 BB: 1 P: 20	R: 0 E: 0 K: 0 S: 4	H: 0 LOB: 1 BB: 1 P: 11	R: 4 E: 0 K: 1 S: 20	H: 4 LOB: 1 BB: 1 P: 31	R: 1 E: 0 K: 0 S: 18	H: 2 LOB: 0 BB: 0 P: 30	R: 1 E: 0 K: 0 S: 12	H: 3 LOB: 1 BB: 0 P: 18	R: 0 E: 0 K: 0 S: 7	H: 0 LOB: 0 BB: 0 P: 9	R: 0 E: 0 K: 0 S: 15	H: 0 LOB: 0 BB: 0 P: 20	R: 1 E: 0 K: 1 S: 12	H: 3 LOB: 1 BB: 0 P: 18	R: 0 E: 0 K: 0 S: 7	H: 0 LOB: 0 BB: 0 P: 9	1B: 7 2B: 3 3B: 1 HR: 1	SF: 0 SAC: 0 DP: 0 HBP: 0	WP: 0 PB: 0 SB: 2 CS: 0	PA: 39
PITCHER Dave Burba, R ERA: 6.21	IP: 3.2 WLS: L BF: 21 H: 7 R: 6 ER: 6 SO: 2 BB: 3 IBB: 0 HBP: 0 BLK: 0 WP: 0 HR: 1 S: 49 P: 84 ERA: 14.73 WHIP: 2.727																					
PITCHER Ryan Drese, R ERA: 4.15	IP: 4.1 WLS: L BF: 18 H: 5 R: 2 ER: 2 SO: 1 BB: 0 IBB: 1 HBP: 0 BLK: 0 WP: 0 HR: 0 S: 51 P: 80 ERA: 4.15 WHIP: 1.154																					

Batter	1	2	3	4	5	6	7	8	9	AB	R	H	RBI	BB	SO	LOB	TOP		
Johnny Damon, L (1, 8) OBP: 0.311, SLG: 0.354	G1-3				G4-3			K	E5 FC5	6	1	1	0	0	1	3	Oakland Athletics @ Cleveland Indians Jacobs Field, Cleveland, OH Tue Jul 31 2001, 7:05 PM EDT Att: 38,830 - Sunny - 77 F		
Jeremy Giambi, L (1, 10) OBP: 0.394, SLG: 0.441			FC1	1B		G4-3		K	FC5	4	2	2	0	0	0	2			
Ron Gant, R (8, PH) OBP: 0.320, SLG: 0.446	2B		1B	FC5-4						2	0	0	0	0	1	2			
Jason Giambi, L (1, 3) OBP: 0.459, SLG: 0.626			1B							4	1	2	2	0	2	1			
Olmedo Saenz, R (8, PH) OBP: 0.295, SLG: 0.354	K		1B	FC5-4						1	0	1	0	0	0	0			
Jermaine Dye, R (1, 9) OBP: 0.330, SLG: 0.421	G5-3		FC6-4	1B	FC5-4			G4-3		5	1	2	2	0	0	3			
Terrence Long, L (1, 7) OBP: 0.330, SLG: 0.412		G1-3	FC6-4	1B	K					5	0	1	1	0	2	2			
Miguel Tejada, R (1, 6) OBP: 0.326, SLG: 0.479			FC6-4	FC6-4						5	2	1	0	0	1	3			
Eric Chavez, L (1, 5) OBP: 0.321, SLG: 0.480	G4-3		HR		G4-3			G1-3	P4	5	1	1	3	0	0	1			
Ramon Hernandez, R (1, 2) OBP: 0.321, SLG: 0.363										3	2	3	0	2	0	0			
Frank Menechino, R (1, 4) OBP: 0.370, SLG: 0.409								FC4-6		4	1	1	1	0	1	3			
Inning Stats	R: 0 E: 0 K: 1 S: 8	H: 1 LOB: 1 BB: 0 P: 14	R: 0 E: 0 K: 1 S: 7	H: 0 LOB: 0 BB: 0 P: 9	R: 8 E: 1 K: 0 S: 23	H: 7 LOB: 1 BB: 0 P: 39	R: 1 E: 0 K: 1 S: 13	H: 2 LOB: 1 BB: 0 P: 16	R: 0 E: 0 K: 1 S: 10	H: 1 LOB: 1 BB: 0 P: 12	R: 0 E: 0 K: 0 S: 8	H: 0 LOB: 1 BB: 1 P: 16	R: 0 E: 0 K: 2 S: 9	H: 1 LOB: 1 BB: 0 P: 14	R: 2 E: 1 K: 1 S: 15	H: 2 LOB: 2 BB: 1 P: 23	1B: 8 2B: 6 3B: 0 HR: 1	SF: 0 SAC: 0 DP: 0 HBP: 1	WP: 0 PA: 47
PITCHER	IP	WLS	BF	H	R	ER	SO	BB	IBB	HBP	BLK	WP	HR	S	P	ERA	WHIP		
37 Jake Westbrook, R (1, 1) ERA: 5.4	2.1	L	16	7	8	7	2	0	0	0	0	0	0	30	48	27.00	3.000		
Steve Woodard, R (3, 1) ERA: 4.41	2.2		12	4	1	1	2	0	0	0	0	0	0	32	42	3.38	1.500		
Rich Rodriguez, L (6, 1) ERA: 3.9	1.0		4	1	0	0	1	0	0	0	0	0	0	10	12	0.00	1.000		
Ryan Drese, R (7, 1) ERA: 3.38	1.0		4	0	0	0	0	1	0	0	0	0	0	8	16	0.00	1.000		
Ricardo Rincon, L (8, 1) ERA: 2.97	1.0		4	1	0	0	2	0	0	0	0	0	0	9	14	0.00	1.000		
PITCHER	IP	WLS	BF	H	R	ER	SO	BB	IBB	HBP	BLK	WP	HR	S	P	ERA	WHIP		
David Riske, R (9, 1) ERA: 1.13	1.0		7	2	2	1	1	1	0	0	0	0	0	15	23	9.00	3.000		

Batter	1	2	3	4	5	6	7	8	9	AB	R	H	RBI	BB	SO	LOB	BOTTOM				
Kenny Lofton, L (1, 8) OBP: 0.299, SLG: 0.348	F7		G4-6-3		FC4-6			F7		4	0	0	0	0	0	3	Oakland Athletics @ Cleveland Indians Jacobs Field, Cleveland, OH Tue Jul 31 2001, 7:05 PM EDT Att: 38,830 - Sunny - 77 F				
Omar Vizquel, S (1, 6) OBP: 0.336, SLG: 0.332	G1-3				F8			F7		4	0	0	0	0	0	1					
Roberto Alomar, S (1, 4) OBP: 0.430, SLG: 0.558										3	1	1	0	0	0	0					
Wil Cordero, R (9, PH) OBP: 0.341, SLG: 0.394	G6-3									1	0	1	0	0	0	0					
Jim Thome, L (1, 3) OBP: 0.432, SLG: 0.655										4	0	2	1	0	2	0					
Marty Cordova, R (1, 7) OBP: 0.349, SLG: 0.498										4	0	0	0	0	2	3					
Travis Fryman, R (1, 5) OBP: 0.354, SLG: 0.314										4	0	0	0	0	0	3					
Jolbert Cabrera, R (1, 9) OBP: 0.329, SLG: 0.383										3	1	1	0	0	0	0					
Russell Branyan, L (1, 10) OBP: 0.313, SLG: 0.478										3	0	1	0	0	2	1					
Einar Diaz, R (1, 2) OBP: 0.357, SLG: 0.418										3	0	2	1	0	1	0					
Inning Stats	R: 0 E: 0 K: 0 S: 7	H: 0 LOB: 0 BB: 0 P: 11	R: 0 E: 0 K: 2 S: 8	H: 0 LOB: 0 BB: 0 P: 10	R: 0 E: 0 K: 0 S: 7	H: 2 LOB: 1 BB: 0 P: 12	R: 1 E: 0 K: 1 S: 11	H: 2 LOB: 1 BB: 0 P: 17	R: 1 E: 0 K: 1 S: 10	H: 2 LOB: 1 BB: 0 P: 17	R: 0 E: 0 K: 1 S: 7	H: 0 LOB: 0 BB: 0 P: 11	R: 0 E: 0 K: 1 S: 8	H: 0 LOB: 0 BB: 0 P: 10	R: 0 E: 0 K: 1 S: 10	H: 0 LOB: 0 BB: 0 P: 16	R: 0 E: 0 K: 0 S: 11	H: 2 LOB: 1 BB: 0 P: 13	1B: 7 2B: 2 3B: 0 HR: 0	SF: 0 SAC: 0 DP: 2 HBP: 0	WP: 0 PA: 33
PITCHER	IP	WLS	BF	H	R	ER	SO	BB	IBB	HBP	BLK	WP	HR	S	P	ERA	WHIP				
Cory Lidle, R (1, 1) ERA: 4.08	8.0	W	29	6	2	2	7	0	0	0	0	0	0	11	13	0.00	2.000				
Mike Magnante, L (9, 1) ERA: 2.75	1.0		4	2	0	0	0	0	0	0	0	0	0	11	13	0.00	2.000				
PITCHER	IP	WLS	BF	H	R	ER	SO	BB	IBB	HBP	BLK	WP	HR	S	P	ERA	WHIP				

Batter	1	2	3	4	5	6	7	8	9	AB	R	H	RBI	BB	SO	LOB	TOP									
Johnny Damon, L OBP: 0.314, SLG: 0.359										5	2	3	0	0	0	1	Oakland Athletics @ Cleveland Indians Jacobs Field, Cleveland, OH Wed Aug 01 2001, 7:05 PM EDT Att: 40,592 - Sunny - 81 F									
Jeremy Giambi, L OBP: 0.394, SLG: 0.450										4	1	1	3	1	1	1										
Jason Giambi, L OBP: 0.456, SLG: 0.622										4	0	1	1	0	0	2										
Jermaine Dye, R OBP: 0.334, SLG: 0.426										4	0	3	0	0	0	0										
Terrence Long, L OBP: 0.330, SLG: 0.411										4	0	1	0	0	1	3										
Miguel Tejada, R OBP: 0.326, SLG: 0.476										3	0	0	0	0	0	2										
F.P. Santangelo, S OBP: 0.294, SLG: 0.352										0	0	0	0	0	0	0										
Olmedo Saenz, R OBP: 0.318, SLG: 0.474										1	0	0	0	0	0	2										
3 Eric Chavez, L OBP: 0.318, SLG: 0.474										4	0	0	0	0	2	2										
Ramon Hernandez, R OBP: 0.320, SLG: 0.371										4	1	1	1	0	2	2										
Frank Menechino, R OBP: 0.370, SLG: 0.412										3	1	1	0	0	0	0										
Greg Myers, L OBP: 0.312, SLG: 0.411										1	0	0	0	0	0	0										
Inning Stats	R: 1 E: 0 K: 1 S: 13	H: 2 LOB: 1 BB: 0 P: 24	R: 0 E: 0 K: 1 S: 9	H: 0 LOB: 0 BB: 0 P: 13	R: 1 E: 0 K: 0 S: 13	H: 1 LOB: 0 BB: 0 P: 19	R: 0 E: 0 K: 1 S: 9	H: 2 LOB: 2 BB: 0 P: 14	R: 2 E: 0 K: 0 S: 11	H: 2 LOB: 0 BB: 0 P: 18	R: 0 E: 0 K: 1 S: 9	H: 0 LOB: 0 BB: 0 P: 13	R: 0 E: 0 K: 1 S: 8	H: 0 LOB: 0 BB: 0 P: 12	R: 0 E: 0 K: 1 S: 14	H: 2 LOB: 2 BB: 0 P: 20	R: 1 E: 0 K: 0 S: 11	H: 2 LOB: 2 BB: 1 P: 21	1B: 6 2B: 3 3B: 0 HR: 2	SF: 1 SAC: 0 DP: 0 HBP: 0	WP: 1 PB: 0 SB: 1 CS: 0	PA: 39				
PITCHER	IP	WLS	BF	H	R	ER	SO	BB	IBB	HBP	BLK	WP	HR	S	P	ERA	WHIP									
Charles Nagy, R ERA: 5.91	(1, 1)	5.2		24	7	4	4	3	0	0	0	0	0	1	61	96	6.35	1.235								
Rich Rodriguez, L ERA: 3.95	(6, 1)	0.1		1	0	0	0	1	0	0	0	0	0	0	3	5	0.00	0.000								
Danys Baez, R ERA: 1.37	(7, 1)	1.0	W	3	0	0	0	1	0	0	0	0	0	0	8	12	0.00	0.000								
John Rocker, L ERA: 3.99	(8, 1)	1.0	H	5	2	0	0	1	0	0	0	1	0	14	20	0.00	2.000									
Bob Wickman, R ERA: 2.99	(9, 1)	1.0	S	6	2	1	1	0	1	0	0	0	1	11	21	9.00	3.000									

Batter	1	2	3	4	5	6	7	8	9	AB	R	H	RBI	BB	SO	LOB	BOTTOM									
Kenny Lofton, L OBP: 0.303, SLG: 0.355										5	0	3	1	0	0	1	Oakland Athletics @ Cleveland Indians Jacobs Field, Cleveland, OH Wed Aug 01 2001, 7:05 PM EDT Att: 40,592 - Sunny - 81 F									
Omar Vizquel, S OBP: 0.335, SLG: 0.330										5	1	1	0	0	1	4										
Roberto Alomar, S OBP: 0.425, SLG: 0.551										5	0	0	0	0	0	4										
Jim Thome, L OBP: 0.435, SLG: 0.663										2	3	1	2	2	1	0										
Ellis Burks, R OBP: 0.371, SLG: 0.592										4	1	2	0	0	1	1										
Marty Cordova, R OBP: 0.352, SLG: 0.498										4	0	2	2	0	1	1										
Travis Fryman, R OBP: 0.357, SLG: 0.325										4	1	2	1	0	0	1										
Russell Branyan, L OBP: 0.311, SLG: 0.474										2	0	0	0	0	2	3										
Wil Cordero, R OBP: 0.340, SLG: 0.392										1	0	0	0	0	1	0										
Jolbert Cabrera, R OBP: 0.332, SLG: 0.387										1	0	1	0	0	0	0										
Eddie Taubensee, L OBP: 0.289, SLG: 0.349										3	0	0	0	1	1	2										
Inning Stats	R: 2 E: 0 K: 1 S: 16	H: 3 LOB: 1 BB: 0 P: 22	R: 1 E: 0 K: 1 S: 15	H: 2 LOB: 1 BB: 0 P: 19	R: 1 E: 0 K: 2 S: 17	H: 2 LOB: 2 BB: 1 P: 24	R: 0 E: 0 K: 0 S: 11	H: 1 LOB: 1 BB: 0 P: 17	R: 0 E: 0 K: 1 S: 9	H: 0 LOB: 0 BB: 0 P: 15	R: 0 E: 0 K: 1 S: 9	H: 0 LOB: 1 BB: 1 P: 15	R: 2 E: 0 K: 1 S: 11	H: 2 LOB: 1 BB: 1 P: 26	R: 0 E: 0 K: 1 S: 12	H: 2 LOB: 2 BB: 0 P: 15	1B: 8 2B: 3 3B: 0 HR: 1	SF: 0 SAC: 0 DP: 0 HBP: 0	WP: 0 PB: 0 SB: 2 CS: 0	PA: 39						
PITCHER	IP	WLS	BF	H	R	ER	SO	BB	IBB	HBP	BLK	WP	HR	S	P	ERA	WHIP									
Erik Hiljus, R ERA: 2.75	(1, 1)	5.0		24	8	4	4	5	1	0	0	0	0	1	68	97	7.20	1.800								
Mark Guttridge, L ERA: 4.95	(6, 1)	1.0		4	0	0	0	1	1	0	0	0	0	9	15	0.00	1.000									
Jim Mecir, R ERA: 3.91	(7, 1)	1.0	L	7	3	2	2	1	0	1	0	0	0	12	27	18.00	3.000									
Mike Magnante, L ERA: 2.88	(8, 1)	1.0		4	1	0	0	1	0	0	0	0	0	11	14	0.00	1.000									



Batter	1	2	3	4	5	6	7	8	9	AB	R	H	RBI	BB	SO	LOB	TOP				
Johnny Damon, L (1, 8) F.P. Santangelo, S (6, FH) (6, 8)	P2		1-1 HR	2-2 E	1-0 FC6-4	2-2 F8			3-1 F8	4	2	3	1	0	0	0	Oakland Athletics @ Cleveland Indians Jacobs Field, Cleveland, OH Thu Aug 02 2001, 7:05 PM EDT Att: 38,226 - Cloudy - 86 F				
Frank Menechino, R (1, 4) OBP: 0.455, SLG: 0.622	K		0-3 K	0-0 E4 2B G3	2-0 FC6-4			0-1 F8	0-0 BB G4-3 1B	6	2	1	1	0	2	6					
Jason Giambi, L (1, 3) Jeremy Giambi, L (8, 3) OBP: 0.396, SLG: 0.453	G4-3		2-0 P6	0-1 G3 2B		1-0 1B BB 1B		1-1 G3-1	1-1 G4-3 BB 1B	5	1	2	2	0	0	2					
Jermaine Dye, R (1, 9) OBP: 0.339, SLG: 0.435		3-2 F8	2-1 HR	1-0 G3		4-2 1B BB 1B		3-2	4-2 G4-3 1B BB	4	3	2	4	2	0	1					
Miguel Tejada, R (1, 6) OBP: 0.328, SLG: 0.483		0-0 HR	1-1 CS 1B	1-1 G4-3		1-2 1B BB 1B		0-1 F8	1-0 G4-3	6	2	3	2	0	0	4					
Terence Long, L (1, 7) OBP: 0.334, SLG: 0.414		3-2 F8	1-0 CS 1B	0-2 S 1B E	1-0 BB 1B	1-0 FC4-6 1B		1-0 F9	0-1 1B	6	2	4	4	0	0	0					
Ron Gant, R (1, 10) OBP: 0.325, SLG: 0.450	K		2-1 1B S E 1B	4-2 1B BB	3-1 FC4-6 1B		0-1 G3 2B	2-3 K	5	1	2	1	1	2	2						
Olmedo Saenz, R (1, 5) OBP: 0.292, SLG: 0.362			0-0 HR	1-3 K	2-1 F9	2-1 F8		2-0 G3		5	1	1	1	0	1	6					
Ramon Hernandez, R (1, 2) OBP: 0.324, SLG: 0.371			4-0 1B HR BB	4-2 E 1B 2B BB	0-0 F7	1-0 1B		0-1 F7		3	2	1	0	2	0	3					
Inning Stats	R: 0 E: 0 K: 1 S: 10	H: 0 LOB: 0 BB: 0 P: 16	R: 1 E: 0 K: 1 S: 10	H: 1 LOB: 0 BB: 0 P: 17	R: 4 E: 0 K: 1 S: 11	H: 4 LOB: 0 BB: 1 P: 22	R: 5 E: 1 K: 1 S: 20	H: 4 LOB: 1 BB: 1 P: 31	R: 1 E: 0 K: 0 S: 8	H: 2 LOB: 2 BB: 1 P: 18	R: 3 E: 0 K: 0 S: 19	H: 4 LOB: 2 BB: 1 P: 34	R: 0 E: 0 K: 0 S: 6	H: 1 LOB: 1 BB: 0 P: 9	R: 3 E: 0 K: 1 S: 13	H: 3 LOB: 1 BB: 1 P: 24	1B: 15 2B: 2 3B: 0 HR: 3	SF: 0 SAC: 0 DP: 0 HBP: 0	WP: 0 PB: 0 SB: 3 CS: 1	PA: 53	
PITCHER	IP WLS BF H R ER SO	IP WLS BF H R ER SO	IP WLS BF H R ER SO	IP WLS BF H R ER SO	IP WLS BF H R ER SO	IP WLS BF H R ER SO	IP WLS BF H R ER SO	IP WLS BF H R ER SO	IP WLS BF H R ER SO	IP WLS BF H R ER SO	IP WLS BF H R ER SO	IP WLS BF H R ER SO	IP WLS BF H R ER SO	IP WLS BF H R ER SO	IP WLS BF H R ER SO	IP WLS BF H R ER SO	ERA WHIP	ERA WHIP			
CC Sabathia, L (1, 1) ERA: 4.62	3.0	L	16	7	7	7	3	1	0	0	0	0	0	0	0	0	0	21.00	2.667		
Tim Drew, R (4, 1) ERA: 7.52	5.0		29	10	7	6	1	3	0	0	0	0	0	0	0	0	0	10.80	2.600		
Ricardo Rincon, L (9, 1) ERA: 3.67	1.0		7	3	3	3	1	1	0	0	0	0	0	0	0	0	0	27.00	4.000		

AB	47
R	17
H	20
RBI	16
BB	5
SO	5
LOB	26



Batter	1	2	3	4	5	6	7	8	9	AB	R	H	RBI	BB	SO	LOB	BOTTOM					
Kenny Lofton, L (1, 8) OBP: 0.305, SLG: 0.355	G6-3			3-2 G6-3		1-1 E2 E 1B		4-2 FC4-6 DI SF9 BB		3	2	1	0	1	0	0	Oakland Athletics @ Cleveland Indians Jacobs Field, Cleveland, OH Thu Aug 02 2001, 7:05 PM EDT Att: 38,226 - Cloudy - 86 F					
Omar Vizquel, S (1, 6) OBP: 0.338, SLG: 0.333	F9			0-0 G5-4-3 1B		2-1 E6 1B		4-1 FC4-6 BB		3	0	2	0	1	0	0						
Ellis Burks, R (1, 10) OBP: 0.366, SLG: 0.584	K			1-0 G5-4-3		0-3 K		0-1 FC4-6 SF9 BB		4	0	0	0	0	2	4						
Jim Thome, L (1, 3) OBP: 0.435, SLG: 0.663		3-1 F9			2-1 1B BB 2B	0-3 K		4-0 BB		3	1	1	0	1	1	1						
Marty Cordova, R (1, 9) OBP: 0.350, SLG: 0.496		0-1 F8			1-1 1B BB 1B	1-1 L9		0-0 SF9		3	0	1	1	0	0	1						
Wil Cordero, R (1, 7) OBP: 0.336, SLG: 0.386		2-0 F8			4-2 1B BB		1-1 F7	0-1 G3		3	0	0	0	1	0	2						
Travis Fryman, R (1, 5) OBP: 0.360, SLG: 0.347			1-0 G1-3		0-0 1-3 1B		1-2 HR		2-0 F8	4	1	2	2	0	0	0						
Jolbert Cabrera, R (1, 4) OBP: 0.325, SLG: 0.379			1-3 K		0-0 L1-3		0-3 K		3-2 F9	4	0	0	0	0	2	3						
Eddie Taubensee, L (1, 2) OBP: 0.277, SLG: 0.333			2-3 K		1-3 K		0-1 G5-3		1-0 L4	4	0	0	0	0	2	2						
Inning Stats	R: 0 E: 0 K: 1 S: 6	H: 0 LOB: 0 BB: 0 P: 9	R: 0 E: 0 K: 0 S: 5	H: 0 LOB: 0 BB: 0 P: 10	R: 0 E: 0 K: 2 S: 8	H: 0 LOB: 0 BB: 0 P: 12	R: 0 E: 0 K: 0 S: 8	H: 1 LOB: 0 BB: 0 P: 12	R: 1 E: 0 K: 1 S: 13	H: 3 LOB: 2 BB: 1 P: 21	R: 1 E: 2 K: 2 S: 12	H: 2 LOB: 1 BB: 0 P: 16	R: 1 E: 0 K: 1 S: 11	H: 1 LOB: 0 BB: 0 P: 13	R: 1 E: 0 K: 0 S: 12	H: 0 LOB: 2 BB: 3 P: 24	R: 0 E: 0 K: 0 S: 7	H: 0 LOB: 0 BB: 0 P: 13	1B: 5 2B: 2 3B: 0 HR: 1	SF: 1 SAC: 0 DP: 2 HBP: 0	WP: 0 PB: 0 SB: 0 CS: 0	PA: 36
PITCHER	IP WLS BF H R ER SO	IP WLS BF H R ER SO	IP WLS BF H R ER SO	IP WLS BF H R ER SO	IP WLS BF H R ER SO	IP WLS BF H R ER SO	IP WLS BF H R ER SO	IP WLS BF H R ER SO	IP WLS BF H R ER SO	IP WLS BF H R ER SO	IP WLS BF H R ER SO	IP WLS BF H R ER SO	IP WLS BF H R ER SO	IP WLS BF H R ER SO	IP WLS BF H R ER SO	IP WLS BF H R ER SO	ERA WHIP	ERA WHIP				
Mark Mulder, L (1, 1) ERA: 3.3	6.0	W	23	6	2	1	6	1	0	0	0	0	0	0	0	0	1.50	1.167				
Luis Vizcaino, R (7, 1) ERA: 5.28	1.0		4	1	1	1	1	0	0	0	0	0	0	0	0	0	9.00	1.000				
Jeff Tam, R (8, 1) ERA: 3.45	1.0		6	0	1	1	0	3	0	0	0	0	0	0	0	0	9.00	3.000				
Jason Isringhausen, R (9, 1) ERA: 2.68	1.0		3	0	0	0	0	0	0	0	0	0	0	0	0	0	0.00	0.000				

AB	31
R	4
H	7
RBI	3
BB	4
SO	7
LOB	13



Batter	1	2	3	4	5	6	7	8	9	AB	R	H	RBI	BB	SO	LOB	TOP			
51 Ichiro Suzuki, L (1, 9) OBP: 0.391, SLG: 0.452	G4-3		FC1-6 F8 WP		K			S 1B		4	1	1	0	0	1	1	Seattle Mariners @ Cleveland Indians Jacobs Field, Cleveland, OH Fri Aug 03 2001, 7:05 PM EDT Att: 42,580 - Sunny - 77 F			
Mark McLemore, S (1, 8) OBP: 0.396, SLG: 0.409	K		E BB			K		SF8		2	0	0	1	1	2	0				
Edgar Martinez, R (1, 10) Charles Gibson, R (8, PR) OBP: 0.225, SLG: 0.167	BB BB		F8			K		3-H 4-1 1B BB		2	0	0	0	2	1	2				
John Olerud, L (1, 3) OBP: 0.419, SLG: 0.479	BB		F7			G4-3		2-2 1-2 2-H 1B		3	0	1	1	1	0	2				
Bret Boone, R (1, 4) OBP: 0.364, SLG: 0.571	F2					F3		P6		4	0	0	0	0	1	4				
Al Martin, L (1, 7) Mike Cameron, R (8, 8) OBP: 0.319, SLG: 0.385 OBP: 0.345, SLG: 0.487		F9				G4-3				3	0	0	0	0	1	0				
Carlos Guillen, S (1, 6) OBP: 0.322, SLG: 0.348		K				F8				4	0	0	0	0	3	0				
David Bell, R (1, 5) OBP: 0.294, SLG: 0.395		L5				G4-3		51 1B SF8 SH3 1B		4	1	1	0	0	0	0				
Tom Lampkin, L (1, 2) OBP: 0.304, SLG: 0.358						F8		SH3		2	0	1	0	0	0	0				
Inning Stats	R: 0 E: 0 K: 1 S: 10	H: 0 LOB: 2 BB: 2 P: 22	R: 0 E: 0 K: 1 S: 6	H: 0 LOB: 0 BB: 0 P: 10	R: 0 E: 1 K: 0 S: 10	H: 1 LOB: 2 BB: 1 P: 17	R: 0 E: 0 K: 3 S: 9	H: 0 LOB: 0 BB: 0 P: 13	R: 0 E: 0 K: 2 S: 8	H: 0 LOB: 0 BB: 0 P: 13	R: 0 E: 0 K: 0 S: 4	H: 0 LOB: 0 BB: 0 P: 6	R: 2 E: 0 K: 0 S: 13	H: 3 LOB: 2 BB: 1 P: 20	R: 0 E: 0 K: 2 S: 7	H: 0 LOB: 0 BB: 0 P: 13		1B: 4 2B: 0 3B: 0 HR: 0	SF: 1 SAC: 1 DP: 0 HBP: 0	WP: 1 PB: 0 SB: 1 CS: 0
PITCHER Bartolo Colon, R (1, 1) ERA: 4.25	IP: 9.0 WLS: L BF: 35	H: 4 R: 2 ER: 2 SO: 10	BB: 4 IBB: 0 HBP: 0 BLK: 0	WP: 1 HR: 0 S: 76 P: 128	ERA: 2.00 WHIP: 0.889	PITCHER										IP: 9.0 WLS: L BF: 35	H: 4 R: 2 ER: 2 SO: 10	BB: 4 IBB: 0 HBP: 0 BLK: 0	WP: 1 HR: 0 S: 76 P: 128	ERA: 2.00 WHIP: 0.889

AB	29
R	2
H	4
RBI	2
BB	4
SO	10
LOB	9



Batter	1	2	3	4	5	6	7	8	9	AB	R	H	RBI	BB	SO	LOB	BOTTOM					
Kenny Lofton, L (1, 8) OBP: 0.302, SLG: 0.351	F7			G4-3		F7		G5-3		4	0	0	0	0	0	2	Seattle Mariners @ Cleveland Indians Jacobs Field, Cleveland, OH Fri Aug 03 2001, 7:05 PM EDT Att: 42,580 - Sunny - 77 F					
Omar Vizquel, S (1, 6) OBP: 0.336, SLG: 0.329	G4-3			F7		K		G4-3		4	0	0	0	0	1	1						
Roberto Alomar, S (1, 4) OBP: 0.423, SLG: 0.551	K			2B		L5		G4-3		4	0	1	0	0	1	0						
Ellis Burks, R (1, 10) OBP: 0.362, SLG: 0.576		G5-3		G1-3		P4		K		4	0	0	0	0	1	1						
Jim Thome, L (1, 3) OBP: 0.432, SLG: 0.657		F7				F8		G4-1		3	0	0	0	0	0	0						
Marty Cordova, R (1, 9) OBP: 0.350, SLG: 0.493		K				K		SH1-4 1B G4-3 HBP		2	1	0	0	0	2	0						
Travis Fryman, R (1, 5) OBP: 0.359, SLG: 0.347				G5-3		F9		G4-3 SH1-4 1B		3	0	1	0	0	0	0						
Wil Cordero, R (1, 7) Einar Diaz, R (9, 2) OBP: 0.339, SLG: 0.387 OBP: 0.357, SLG: 0.418				G5-3		SH5-4 1B		SH1-4		2	0	1	0	0	0	0						
Eddie Taubensee, L (1, 2) Jolbert Cabrera, R (8, PH) OBP: 0.324, SLG: 0.377				K		SH5-4 1B		G4-3		1	0	0	0	0	1	0						
Inning Stats	R: 0 E: 0 K: 1 S: 6	H: 0 LOB: 0 BB: 0 P: 10	R: 0 E: 0 K: 1 S: 8	H: 0 LOB: 0 BB: 0 P: 11	R: 0 E: 0 K: 1 S: 7	H: 0 LOB: 0 BB: 0 P: 12	R: 0 E: 0 K: 0 S: 8	H: 1 LOB: 1 BB: 0 P: 12	R: 0 E: 0 K: 1 S: 9	H: 0 LOB: 0 BB: 0 P: 15	R: 0 E: 0 K: 0 S: 11	H: 1 LOB: 1 BB: 0 P: 15	R: 0 E: 0 K: 0 S: 10	H: 0 LOB: 0 BB: 0 P: 12	R: 1 E: 0 K: 0 S: 10	H: 1 LOB: 1 BB: 0 P: 20		R: 0 E: 0 K: 1 S: 9	H: 0 LOB: 0 BB: 0 P: 11	1B: 2 2B: 1 3B: 0 HR: 0	SF: 0 SAC: 2 DP: 0 HBP: 1	WP: 0 PB: 0 SB: 0 CS: 0
PITCHER Jamie Moyer, L (1, 1) ERA: 3.95 Jeff Nelson, R (8, 1) ERA: 1.96 Arthur Rhodes, L (8, 1) ERA: 1.54 Kazuhiro Sasaki, R (9, 1) ERA: 2.47	IP: 7.0 WLS: W BF: 23	H: 2 R: 0 ER: 0 SO: 5	BB: 0 IBB: 0 HBP: 0 BLK: 0	WP: 0 HR: 0 S: 59 P: 87	ERA: 0.00 WHIP: 0.286	PITCHER										IP: 7.0 WLS: W BF: 23	H: 2 R: 0 ER: 0 SO: 5	BB: 0 IBB: 0 HBP: 0 BLK: 0	WP: 0 HR: 0 S: 59 P: 87	ERA: 0.00 WHIP: 0.286		



Batter	1	2	3	4	5	6	7	8	9	AB	R	H	RBI	BB	SO	LOB	TOP								
51 Ichiro Suzuki, L (1, 9) OBP: 0.365, SLG: 0.459	2-1 G4-3 1B 2B	0-1 F9 2B	2-2 G5-3		1-1 G6-3 1B		2-1 P4		4-0 CS BB	5	1	3	2	1	0	1	Seattle Mariners @ Cleveland Indians Jacobs Field, Cleveland, OH Mon Aug 06 2001, 7:05 PM EDT Att: 42,058 - Sunny - 84 F								
Stan Javier, S (1, 7) Charles Gipson, R (9, 7) OBP: 0.373, SLG: 0.368 OBP: 0.214, SLG: 0.158	1-2 G4-3	4-1 BB		2-1 F7	3-2 G6-3		4-2 BB		2-1 CS	3	0	0	1	2	0	3									
Bret Boone, R (1, 4) OBP: 0.362, SLG: 0.577	2-2 E 1B	0-0 F9		0-1 HR	0-0 F9		0-1 F9			5	2	2	2	0	0	5									
John Olerud, L (1, 3) OBP: 0.421, SLG: 0.475	2-1 E3 1B	0-0 L8		1-1 F7	4-0 IBB			4-0 1B BB		3	0	0	0	2	0	3									
Mike Cameron, R (1, 8) OBP: 0.353, SLG: 0.495	1-2 1B		3-2 1B 2B	4-2 S BB	2-3 K			1-3 K		4	1	2	1	1	2	4									
Al Martin, L (1, 10) Ed Sprague, R (8, PH) OBP: 0.328, SLG: 0.394 OBP: 0.375, SLG: 0.500	1-0 F9		2-2 1B	3-1 F5		4-2 G1-6-3 BB		1-0 G4-3 1B		3	0	1	1	1	0	3									
Carlos Guillen, S (1, 6) OBP: 0.321, SLG: 0.344	3-1 G3-1		0-1 F7		2-1 1B 51 1B BB	1-0 G1-6-3		2-1 G4-3		5	1	1	0	0	0	5									
David Bell, R (1, 5) OBP: 0.295, SLG: 0.391		1-2 F3	2-2 E 2B		4-1 51 1B G6-3 BB	2-2 P3		3-2 F7		4	2	1	0	1	0	0									
Dan Wilson, R (1, 2) OBP: 0.301, SLG: 0.388		0-1 E5 51 2B	1-1 E2 1B		2-2 G6-3 51 1B		2-2 L7		0-0 F7	5	1	2	0	0	0	0									
Inning Stats	R: 2 E: 1 K: 0 S: 16	H: 3 LOB: 2 BB: 0 P: 27	R: 1 E: 1 K: 0 S: 10	H: 1 LOB: 2 BB: 1 P: 15	R: 2 E: 1 K: 0 S: 18	H: 4 LOB: 1 BB: 0 P: 28	R: 1 E: 0 K: 0 S: 11	H: 1 LOB: 1 BB: 1 P: 20	R: 2 E: 0 K: 1 S: 17	H: 3 LOB: 3 BB: 2 P: 35	R: 0 E: 0 K: 0 S: 8	H: 0 LOB: 0 BB: 1 P: 15	R: 0 E: 0 K: 0 S: 13	H: 0 LOB: 1 BB: 1 P: 21	R: 0 E: 0 K: 1 S: 6	H: 1 LOB: 1 BB: 1 P: 14		R: 0 E: 0 K: 0 S: 7	H: 0 LOB: 0 BB: 1 P: 15	1B: 8 2B: 4 3B: 0 HR: 1	SF: 0 SAC: 0 DP: 2 HBP: 0	WP: 0 PB: 0 SB: 1 CS: 1	PA: 47		
PITCHER	IP WLS BF H R ER SO BB IBB HBP BLK WP HR S P ERA WHIP	IP WLS BF H R ER SO BB IBB HBP BLK WP HR S P ERA WHIP	IP WLS BF H R ER SO BB IBB HBP BLK WP HR S P ERA WHIP	IP WLS BF H R ER SO BB IBB HBP BLK WP HR S P ERA WHIP	IP WLS BF H R ER SO BB IBB HBP BLK WP HR S P ERA WHIP	IP WLS BF H R ER SO BB IBB HBP BLK WP HR S P ERA WHIP	IP WLS BF H R ER SO BB IBB HBP BLK WP HR S P ERA WHIP	IP WLS BF H R ER SO BB IBB HBP BLK WP HR S P ERA WHIP	IP WLS BF H R ER SO BB IBB HBP BLK WP HR S P ERA WHIP	IP WLS BF H R ER SO BB IBB HBP BLK WP HR S P ERA WHIP	IP WLS BF H R ER SO BB IBB HBP BLK WP HR S P ERA WHIP	IP WLS BF H R ER SO BB IBB HBP BLK WP HR S P ERA WHIP	IP WLS BF H R ER SO BB IBB HBP BLK WP HR S P ERA WHIP	IP WLS BF H R ER SO BB IBB HBP BLK WP HR S P ERA WHIP	IP WLS BF H R ER SO BB IBB HBP BLK WP HR S P ERA WHIP	IP WLS BF H R ER SO BB IBB HBP BLK WP HR S P ERA WHIP	IP WLS BF H R ER SO BB IBB HBP BLK WP HR S P ERA WHIP	IP WLS BF H R ER SO BB IBB HBP BLK WP HR S P ERA WHIP	IP WLS BF H R ER SO BB IBB HBP BLK WP HR S P ERA WHIP	IP WLS BF H R ER SO BB IBB HBP BLK WP HR S P ERA WHIP	IP WLS BF H R ER SO BB IBB HBP BLK WP HR S P ERA WHIP	IP WLS BF H R ER SO BB IBB HBP BLK WP HR S P ERA WHIP	IP WLS BF H R ER SO BB IBB HBP BLK WP HR S P ERA WHIP	IP WLS BF H R ER SO BB IBB HBP BLK WP HR S P ERA WHIP	IP WLS BF H R ER SO BB IBB HBP BLK WP HR S P ERA WHIP
Charles Nagy, R (1, 1) ERA: 6.41	4.0 L	26 10	8 8	6 6	0 0	3 3	0 0	0 0	0 0	0 0	0 0	1 1	58 99	13.50 3.250	3.250										
David Riske, R (5, 1) ERA: 0.71	2.2	12 2	0 0	0 0	1 1	2 2	1 1	0 0	0 0	0 0	0 0	33 60	0.00 1.500	1.500											
Steve Woodard, R (7, 1) ERA: 4.42	0.1	1 0	0 0	0 0	1 1	0 0	0 0	0 0	0 0	2 2	2 2	0.00 0.000	0.000												
Ricardo Rincon, L (8, 1) ERA: 3.5	1.0	4 1	0 0	0 0	1 1	0 0	0 0	0 0	0 0	6 14	0.00 2.000	2.000													
Danny Baez, R (9, 1) ERA: 2.89	1.0	3 0	0 0	0 0	0 0	1 1	0 0	0 0	0 0	7 15	0.00 1.000	1.000													
Batter	1	2	3	4	5	6	7	8	9	AB	R	H	RBI	BB	SO	LOB	BOTTOM								
Kenny Lofton, L (1, 8) Wil Cordero, R (9, PH) OBP: 0.310, SLG: 0.355 OBP: 0.339, SLG: 0.382	0-0 SH2-3 G4-3 2B		0-1 G4-3		0-0 G4-3		4-1 2B BB		2-2 1B 1B	3	2	1	0	1	0	0	Seattle Mariners @ Cleveland Indians Jacobs Field, Cleveland, OH Mon Aug 06 2001, 7:05 PM EDT Att: 42,058 - Sunny - 84 F								
Omar Vizquel, S (1, 6) OBP: 0.343, SLG: 0.348	0-1 SH2-3		1-1 G6-3		1-2 F8 2B		1-0 2B		0-1 1B	4	0	3	2	0	0	0									
Roberto Alomar, S (1, 4) OBP: 0.425, SLG: 0.552	2-2 G4-3			4-2 HR BB	2-0 F8		4-2 BB		2-3 K	3	1	0	1	2	1	3									
Juan Gonzalez, R (1, 10) OBP: 0.391, SLG: 0.635	3-3 K			0-0 P6	2-2 G1-3		0-3 K		2-2 F8	5	0	0	0	0	2	6									
Jim Thome, L (1, 3) OBP: 0.433, SLG: 0.671		2-3 K		3-1 HR	4-2 BB		4-2 BB		4-2 BB	2	1	1	2	2	1	0									
Marty Cordova, R (1, 9) OBP: 0.358, SLG: 0.519		2-2 HR		0-1 G6-3	3-3 K		3-3 K		1-3 K	4	1	1	1	0	2	3									
Travis Fryman, R (1, 5) OBP: 0.351, SLG: 0.356		2-2 G4-3 1B		1-0 G3			3-2 F8		1-3 K	4	0	1	0	0	1	1									
Russell Branyan, L (1, 7) Ellis Burks, R (8, PH) Jolbert Cabrera, R (9, 7) OBP: 0.317, SLG: 0.486 OBP: 0.361, SLG: 0.576 OBP: 0.324, SLG: 0.375		1-2 G4-3			0-3 K		2-2 K 2B 1B		0-3 K	3	1	1	0	0	1	1									
Einar Diaz, R (1, 2) OBP: 0.357, SLG: 0.419			1-2 G6-3		1-1 F3		0-3 K		1-1 G6-3	4	0	0	0	0	1	1									
Inning Stats	R: 1 E: 0 K: 1 S: 10	H: 1 LOB: 0 BB: 0 P: 15	R: 1 E: 0 K: 1 S: 14	H: 2 LOB: 0 BB: 0 P: 21	R: 0 E: 0 K: 0 S: 7	H: 0 LOB: 0 BB: 0 P: 9	R: 2 E: 0 K: 0 S: 8	H: 1 LOB: 0 BB: 1 P: 16	R: 0 E: 0 K: 1 S: 6	H: 0 LOB: 0 BB: 0 P: 7	R: 0 E: 0 K: 1 S: 13	H: 1 LOB: 2 BB: 1 P: 25	R: 2 E: 0 K: 2 S: 17	H: 2 LOB: 2 BB: 2 P: 31	R: 0 E: 0 K: 3 S: 11	H: 0 LOB: 1 BB: 1 P: 17		R: 0 E: 0 K: 1 S: 14	H: 2 LOB: 2 BB: 0 P: 21	1B: 4 2B: 3 3B: 0 HR: 2	SF: 0 SAC: 1 DP: 1 HBP: 0	WP: 0 PB: 0 SB: 0 CS: 0	PA: 40		
PITCHER	IP WLS BF H R ER SO BB IBB HBP BLK WP HR S P ERA WHIP	IP WLS BF H R ER SO BB IBB HBP BLK WP HR S P ERA WHIP	IP WLS BF H R ER SO BB IBB HBP BLK WP HR S P ERA WHIP	IP WLS BF H R ER SO BB IBB HBP BLK WP HR S P ERA WHIP	IP WLS BF H R ER SO BB IBB HBP BLK WP HR S P ERA WHIP	IP WLS BF H R ER SO BB IBB HBP BLK WP HR S P ERA WHIP	IP WLS BF H R ER SO BB IBB HBP BLK WP HR S P ERA WHIP	IP WLS BF H R ER SO BB IBB HBP BLK WP HR S P ERA WHIP	IP WLS BF H R ER SO BB IBB HBP BLK WP HR S P ERA WHIP	IP WLS BF H R ER SO BB IBB HBP BLK WP HR S P ERA WHIP	IP WLS BF H R ER SO BB IBB HBP BLK WP HR S P ERA WHIP	IP WLS BF H R ER SO BB IBB HBP BLK WP HR S P ERA WHIP	IP WLS BF H R ER SO BB IBB HBP BLK WP HR S P ERA WHIP	IP WLS BF H R ER SO BB IBB HBP BLK WP HR S P ERA WHIP	IP WLS BF H R ER SO BB IBB HBP BLK WP HR S P ERA WHIP	IP WLS BF H R ER SO BB IBB HBP BLK WP HR S P ERA WHIP	IP WLS BF H R ER SO BB IBB HBP BLK WP HR S P ERA WHIP	IP WLS BF H R ER SO BB IBB HBP BLK WP HR S P ERA WHIP	IP WLS BF H R ER SO BB IBB HBP BLK WP HR S P ERA WHIP	IP WLS BF H R ER SO BB IBB HBP BLK WP HR S P ERA WHIP	IP WLS BF H R ER SO BB IBB HBP BLK WP HR S P ERA WHIP	IP WLS BF H R ER SO BB IBB HBP BLK WP HR S P ERA WHIP	IP WLS BF H R ER SO BB IBB HBP BLK WP HR S P ERA WHIP	IP WLS BF H R ER SO BB IBB HBP BLK WP HR S P ERA WHIP	IP WLS BF H R ER SO BB IBB HBP BLK WP HR S P ERA WHIP
Paul Abbott, R (1, 1) ERA: 4.23	7.0	31 7	6 6	6 6	0 0	4 4	0 0	0 0	0 0	0 0	2 2	75 124	7.71 1.571	1.571											
Norm Charlton, L (8, 1) ERA: 3.69	1.2	8 2	0 0	0 0	4 4	1 1	0 0	0 0	0 0	21 32	0.00 1.800	1.800													
Jose Paniagua, R (9, 1) ERA: 4.05	0.1	1 0	0 0	0 0	0 0	0 0	0 0	0 0	0 0	4 6	0.00 0.000	0.000													

Batter	1	2	3	4	5	6	7	8	9	AB	R	H	RBI	BB	SO	LOB	TOP			
Kenny Lofton, L OBP: 0.309, SLG: 0.351 (1, 8)										4	1	0	0	1	2	2	Cleveland Indians @ Minnesota Twins Hubert H. Humphrey Metrodome, Minneapolis, MN Tue Aug 07 2001, 8:05 PM EDT Att: 28,192 - Dome - 72 F livebaseballscorecards.com			
Omar Vizquel, S OBP: 0.344, SLG: 0.349 (1, 6)										5	1	2	0	0	1	0				
Roberto Alomar, S OBP: 0.425, SLG: 0.551 (1, 4)										4	0	2	1	0	1	0				
Juan Gonzalez, R OBP: 0.394, SLG: 0.642 Russell Branyan, L OBP: 0.317, SLG: 0.486 (1, 10)										4	2	2	2	0	0	2				
Jim Thome, L OBP: 0.435, SLG: 0.679 (1, 3)										5	1	3	2	0	2	2				
Ellis Burks, R OBP: 0.357, SLG: 0.569 Jolbert Cabrera, R OBP: 0.327, SLG: 0.383 (1, 9)										4	0	0	0	0	2	3				
Wil Cordero, R OBP: 0.336, SLG: 0.377 (1, 7)										5	0	1	0	0	0	3				
Travis Fryman, R OBP: 0.350, SLG: 0.359 (1, 5)										4	1	1	0	0	2	1				
Einar Diaz, R OBP: 0.359, SLG: 0.423 (1, 2)										4	0	2	1	0	0	0				
Inning Stats	R: 3 E: 0 K: 1 S: 16	H: 2 LOB: 0 BB: 1 P: 24	R: 0 E: 0 K: 0 S: 9	H: 1 LOB: 1 BB: 0 P: 16	R: 0 E: 0 K: 1 S: 12	H: 2 LOB: 2 BB: 0 P: 19	R: 1 E: 0 K: 0 S: 9	H: 3 LOB: 2 BB: 0 P: 9	R: 2 E: 1 K: 3 S: 16	H: 2 LOB: 1 BB: 0 P: 25	R: 0 E: 0 K: 1 S: 14	H: 1 LOB: 0 BB: 0 P: 10	R: 0 E: 0 K: 2 S: 8	H: 0 LOB: 0 BB: 0 P: 12	R: 1 E: 0 K: 1 S: 11	H: 2 LOB: 3 BB: 0 P: 17		1B: 9 2B: 4 3B: 0 HR: 2	SF: 1 SAC: 0 DP: 1 HBP: 1	WP: 0 PB: 0 SB: 0 CS: 1
PITCHER	IP: 5.0 WLS: L BF: 26 ERA: 3.65	H: 10 R: 6 ER: 5 SO: 5	BB: 1 IBB: 0 HBP: 0 BLK: 0	WP: 0 HR: 2 S: 62 P: 93	ERA: 9.00 WHIP: 2.200	PITCHER	IP: 0.1 WLS: 1 BF: 0 ERA: 4.5	H: 0 R: 0 ER: 0 SO: 0	BB: 0 IBB: 0 HBP: 0 BLK: 0	WP: 0 HR: 0 S: 4 P: 4	ERA: 0.00 WHIP: 0.000									
Rick Reed, R ERA: 3.65	Jack Cressend, R ERA: 2.53	Hector Carrasco, R ERA: 5.4	Bob Wells, R ERA: 4.63	Travis Miller, L ERA: 4.75	Todd Jones, R ERA: 4.5															

Batter	1	2	3	4	5	6	7	8	9	AB	R	H	RBI	BB	SO	LOB	BOTTOM					
Luis Rivas, R OBP: 0.308, SLG: 0.357 (1, 4)										3	1	1	1	1	0	1	Cleveland Indians @ Minnesota Twins Hubert H. Humphrey Metrodome, Minneapolis, MN Tue Aug 07 2001, 8:05 PM EDT Att: 28,192 - Dome - 72 F livebaseballscorecards.com					
Denny Hocking, S OBP: 0.307, SLG: 0.325 (1, 6)										4	0	0	0	0	3	2						
Doug Mientkiewicz, L OBP: 0.392, SLG: 0.596 (1, 3)										3	0	1	0	1	0	1						
Corey Koskie, L OBP: 0.385, SLG: 0.509 (1, 5)										3	0	1	0	0	0	1						
Chad Allen, R OBP: 0.341, SLG: 0.433 (1, 7)										4	0	1	0	0	1	3						
Torii Hunter, R OBP: 0.285, SLG: 0.464 (1, 8)										4	0	1	0	0	2	0						
Brian Buchanan, R OBP: 0.320, SLG: 0.482 (1, 10)										4	1	1	1	0	1	2						
Bobby Kielty, S OBP: 0.300, SLG: 0.385 (1, 9)										3	0	1	0	0	1	0						
Tom Prince, R OBP: 0.322, SLG: 0.427 (1, 2)										3	0	0	0	0	1	1						
Inning Stats	R: 1 E: 0 K: 2 S: 14	H: 2 LOB: 2 BB: 1 P: 26	R: 0 E: 0 K: 0 S: 6	H: 0 LOB: 0 BB: 0 P: 9	R: 0 E: 0 K: 1 S: 8	H: 0 LOB: 1 BB: 1 P: 15	R: 0 E: 0 K: 1 S: 8	H: 0 LOB: 0 BB: 0 P: 11	R: 0 E: 0 K: 2 S: 7	H: 0 LOB: 0 BB: 0 P: 12	R: 0 E: 0 K: 0 S: 7	H: 0 LOB: 0 BB: 0 P: 10	R: 0 E: 0 K: 1 S: 6	H: 0 LOB: 0 BB: 0 P: 11	R: 1 E: 0 K: 1 S: 17	H: 2 LOB: 1 BB: 0 P: 24		R: 0 E: 0 K: 1 S: 12	H: 3 LOB: 2 BB: 0 P: 16	1B: 4 2B: 3 3B: 0 HR: 2	SF: 0 SAC: 0 DP: 3 HBP: 1	WP: 0 PB: 0 SB: 1 CS: 1
PITCHER	IP: 7.1 WLS: W BF: 27 ERA: 4.49	H: 4 R: 2 ER: 2 SO: 7	BB: 2 IBB: 0 HBP: 1 BLK: 0	WP: 0 HR: 2 S: 64 P: 106	ERA: 2.46 WHIP: 0.818	PITCHER	IP: 1.2 WLS: 7 BF: 3 ERA: 3.53	H: 3 R: 0 ER: 0 SO: 2	BB: 0 IBB: 0 HBP: 0 BLK: 0	WP: 0 HR: 0 S: 21 P: 28	ERA: 0.00 WHIP: 1.800											
CC Sabathia, L ERA: 4.49	John Rocker, L ERA: 3.53																					

Batter	1	2	3	4	5	6	7	8	9	10	AB	R	H	RBI	BB	SO	LOB	TOP				
Kenny Lofton, L OBP: 0.312, SLG: 0.353 Jolbert Cabrera, R OBP: 0.327, SLG: 0.382	FC3-6 1B		1B 1B			F7		G1-3		FC6-4 1B	3 3	1 1	2 1	0 0	0 0	0 2						
Omar Vizquel, S OBP: 0.347, SLG: 0.351	F9		1B 1B			HBP		1B		SH1-4	3	0	2	0	0	0	1					
Roberto Alomar, S OBP: 0.425, SLG: 0.549	FC3-6		1B			K		L7		2B 1B	4	1	1	1	1	1	3					
Juan Gonzalez, R OBP: 0.392, SLG: 0.638 Russell Branyan, L OBP: 0.317, SLG: 0.486	G5-3					L5		G1-3		1B 2B	5 0	0 1	1 0	2 0	0 0	0 0	3					
Jim Thome, L OBP: 0.433, SLG: 0.671		K				G4-3		K		1B SF7 IBB	4	1	0	0	1	3	0					
Marty Cordova, R OBP: 0.362, SLG: 0.527		K				P4		1B 2B		1B SF7 1B	5	2	3	2	0	1	0					
Travis Fryman, R OBP: 0.341, SLG: 0.351	L9					G5-3		G5-3		SF7	4	0	0	1	0	0	2					
Wil Cordero, R OBP: 0.338, SLG: 0.378			F2			G6-3		2B 1B		F3	5	0	2	2	0	0	1					
Einar Diaz, R OBP: 0.360, SLG: 0.423			G6-3			F8		F8		1B 1B	5	1	2	0	0	0	1					
Inning Stats	R: 0 E: 0 K: 0 S: 12	H: 1 LOB: 1 BB: 0 P: 19	R: 0 E: 0 K: 2 S: 11	H: 0 LOB: 0 BB: 0 P: 15	R: 1 E: 0 K: 2 S: 14	H: 3 LOB: 2 BB: 0 P: 18	R: 0 E: 0 K: 0 S: 6	H: 0 LOB: 0 BB: 0 P: 8	R: 0 E: 0 K: 1 S: 9	H: 0 LOB: 1 BB: 0 P: 12	R: 1 E: 0 K: 1 S: 14	H: 2 LOB: 1 BB: 0 P: 20	R: 0 E: 0 K: 0 S: 9	H: 1 LOB: 1 BB: 0 P: 11	R: 0 E: 0 K: 1 S: 8	H: 1 LOB: 0 BB: 0 P: 12	R: 6 E: 0 K: 0 S: 23	H: 6 LOB: 2 BB: 2 P: 41	1B: 11 2B: 3 3B: 0 HR: 0	SF: 1 SAC: 1 DP: 0 HBP: 1	WP: 0 PB: 0 SB: 0 CS: 0	PA: 46
PITCHER	IP	WLS	BF	H	R	ER	SO	BB	IBB	HBP	BLK	WP	HR	S	P	ERA	WHIP					
Kyle Lohse, R ERA: 5.64	(1, 1)	6.1	24	5	2	2	4	0	0	0	0	0	0	65	93	2.84	0.789					
Todd Jones, R ERA: 4.44	(7, 1)	0.2	3	1	0	0	0	0	0	0	0	0	0	7	8	0.00	1.500					
Eddie Guardado, L ERA: 3.43	(8, 1)	1.1	5	1	0	0	1	0	0	0	0	0	0	12	15	0.00	0.750					
Bob Wells, R ERA: 5.02	(9, 1)	1.0	7	3	3	3	0	0	1	0	0	0	0	12	22	27.00	3.000					
LaTroy Hawkins, R ERA: 4.85	(10, 1)	0.2	7	4	3	3	0	0	1	0	0	0	0	16	27	40.50	6.000					

Cleveland Indians @ Minnesota Twins
Hubert H. Humphrey Metrodome, Minneapolis, MN
Wed Aug 08 2001, 7:05 PM EDT
Alt. 38,444 - Dome - 72 F

AB 41
R 8
H 14
RBI 8
BB 2
SO 5
LOB 13



Batter	1	2	3	4	5	6	7	8	9	10	AB	R	H	RBI	BB	SO	LOB	BOTTOM				
Luis Rivas, R OBP: 0.309, SLG: 0.356	1B BB		K			FC6 1B		B1-3		F9	4	0	1	0	1	1	2					
Denny Hocking, S OBP: 0.305, SLG: 0.322	F8		G5-3			F7		WP 1B		G4-3	5	0	1	0	0	0	3					
Doug Mientkiewicz, L OBP: 0.394, SLG: 0.510	CS 1B		2B			FC6		1B		G4-1	5	0	3	0	0	0	2					
Brian Buchanan, R OBP: 0.308, SLG: 0.462	K		K			K		K		F9	5	0	0	0	0	4	5					
David Ortiz, L OBP: 0.367, SLG: 0.517		1B BB				F7		K2-3		G3-1	4	0	0	0	1	2	2					
Torii Hunter, R OBP: 0.284, SLG: 0.463	P6		G4-3			G4-3		1B 2B		G1-3	5	1	1	0	0	1	1					
Jacque Jones, L OBP: 0.323, SLG: 0.405 Chad Allen, R OBP: 0.339, SLG: 0.430	1B		K			K		1B 1B		G4-3	4	1	3	1	0	1	0					
Jason Maxwell, R OBP: 0.317, SLG: 0.345	K		K			K		K		G4-3	1	0	0	0	0	0	0					
A.J. Pierzynski, L OBP: 0.309, SLG: 0.412	F2		K			K		F8		IBB	4	0	2	1	0	2	3					
Inning Stats	R: 0 E: 0 K: 1 S: 11	H: 1 LOB: 2 BB: 1 P: 21	R: 0 E: 0 K: 1 S: 11	H: 1 LOB: 2 BB: 1 P: 16	R: 0 E: 0 K: 2 S: 16	H: 1 LOB: 1 BB: 0 P: 25	R: 0 E: 0 K: 1 S: 8	H: 0 LOB: 0 BB: 0 P: 10	R: 0 E: 0 K: 1 S: 19	H: 2 LOB: 2 BB: 0 P: 19	R: 2 E: 0 K: 2 S: 14	H: 3 LOB: 2 BB: 0 P: 29	R: 0 E: 0 K: 1 S: 10	H: 1 LOB: 2 BB: 1 P: 21	R: 0 E: 0 K: 0 S: 12	H: 0 LOB: 0 BB: 0 P: 17	R: 0 E: 0 K: 1 S: 10	H: 0 LOB: 0 BB: 0 P: 16	1B: 9 2B: 3 3B: 0 HR: 0	SF: 0 SAC: 0 DP: 1 HBP: 0	WP: 1 PB: 0 SB: 1 CS: 1	PA: 43
PITCHER	IP	WLS	BF	H	R	ER	SO	BB	IBB	HBP	BLK	WP	HR	S	P	ERA	WHIP					
Bartolo Colon, R ERA: 4.18	(1, 1)	7.0	32	10	2	2	10	2	0	0	0	1	0	91	139	2.57	1.714					
Danys Baez, R ERA: 2.63	(8, 1)	2.0	8	1	0	0	1	0	0	0	0	0	0	22	38	0.00	0.500					
Ricardo Rincon, L ERA: 3.41	(10, 1)	1.0	3	0	0	0	1	0	0	0	0	0	0	10	16	0.00	0.000					

Cleveland Indians @ Minnesota Twins
Hubert H. Humphrey Metrodome, Minneapolis, MN
Wed Aug 08 2001, 7:05 PM EDT
Alt. 38,444 - Dome - 72 F

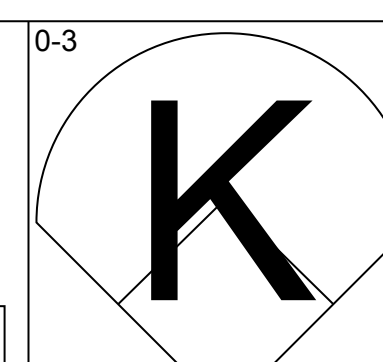
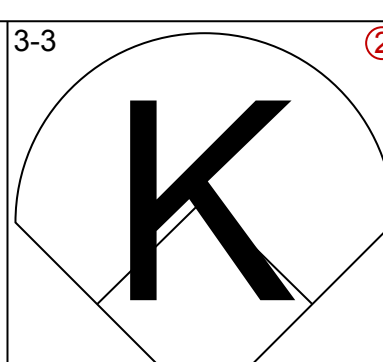
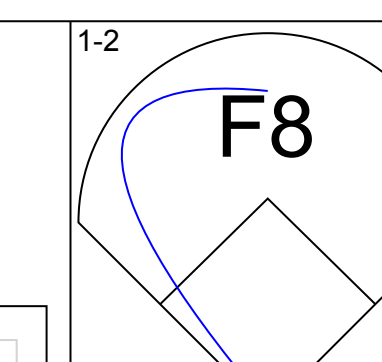
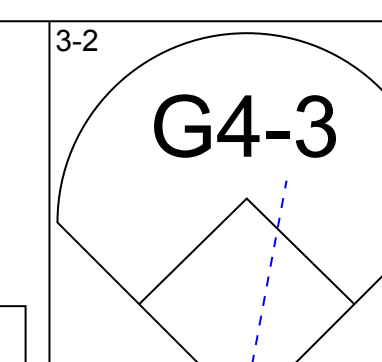
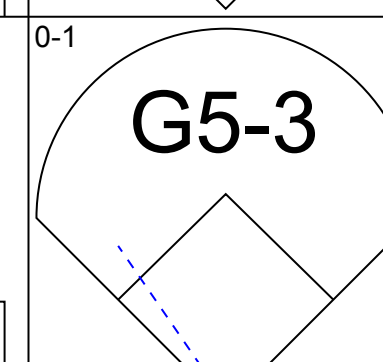
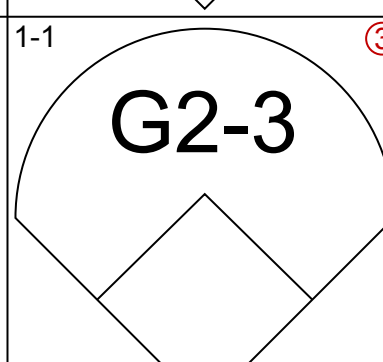
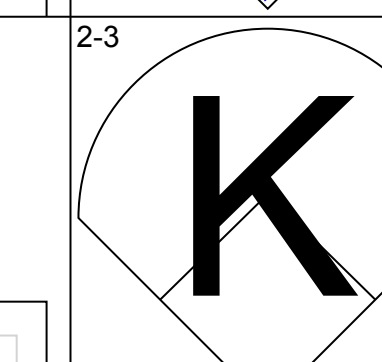
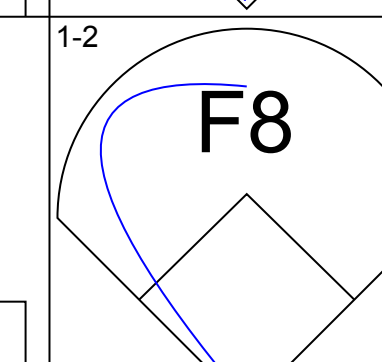
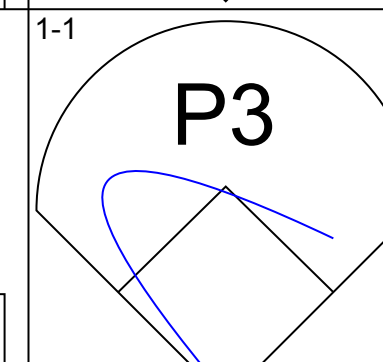
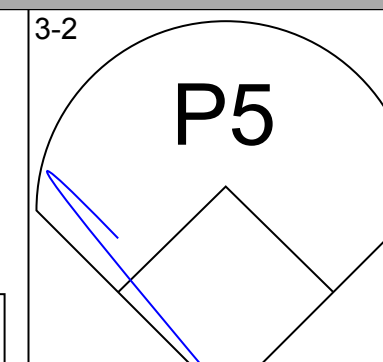
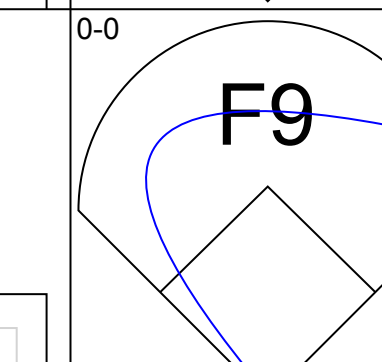
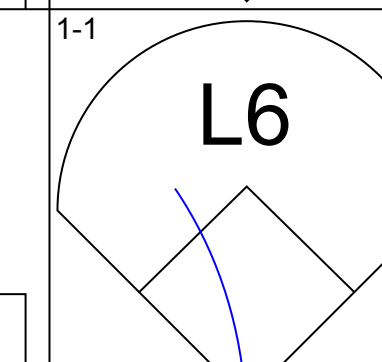
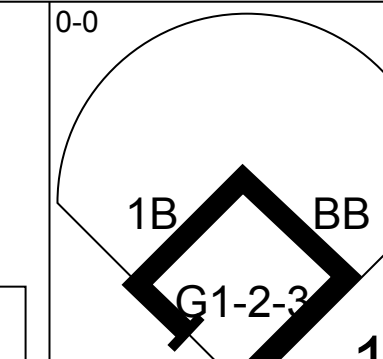
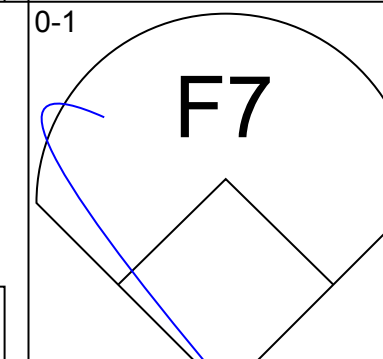
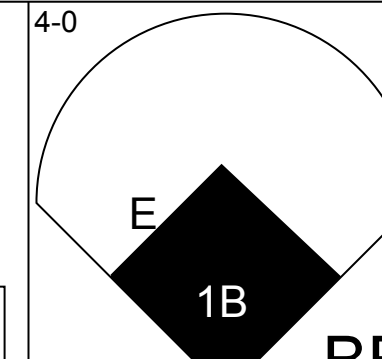
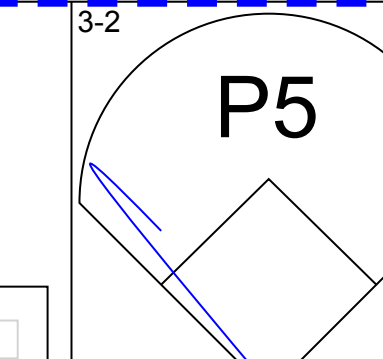
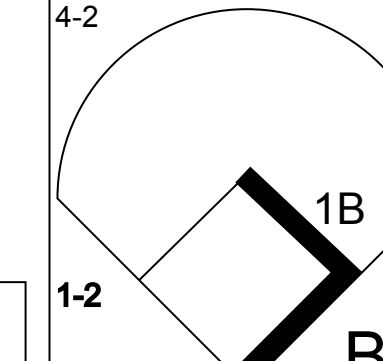
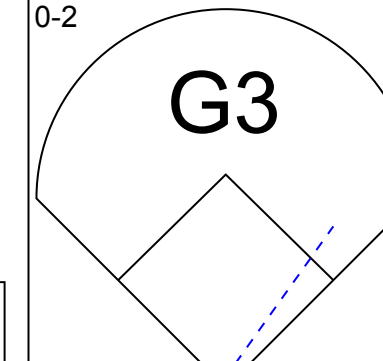
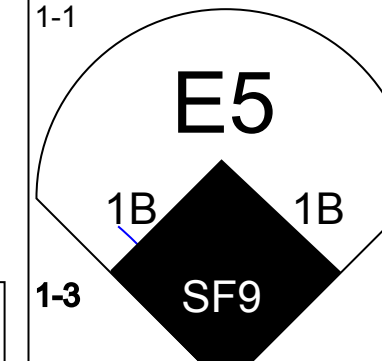
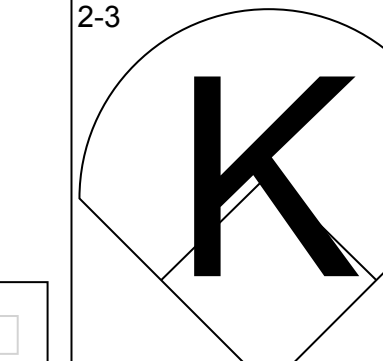
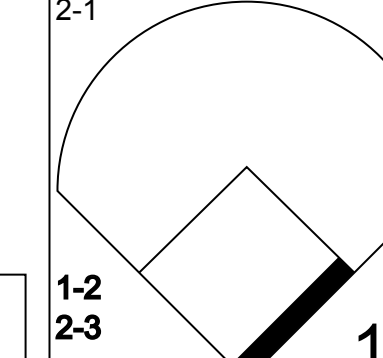
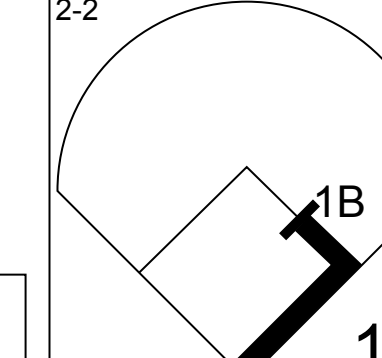
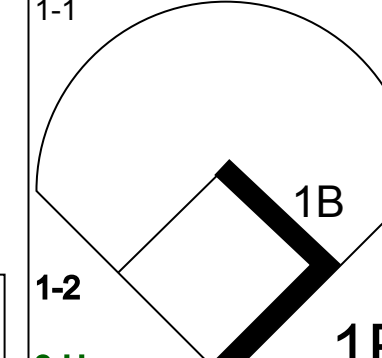
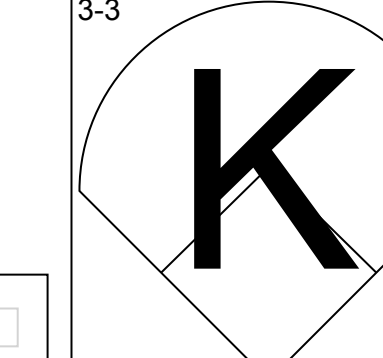
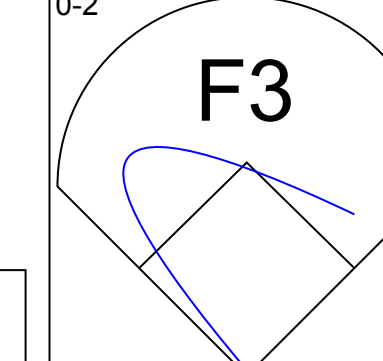
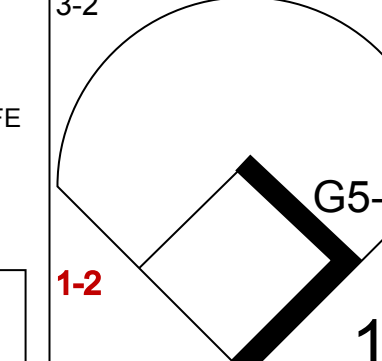
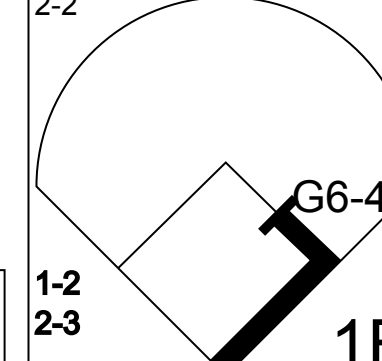
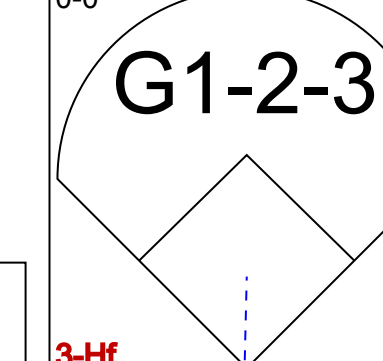
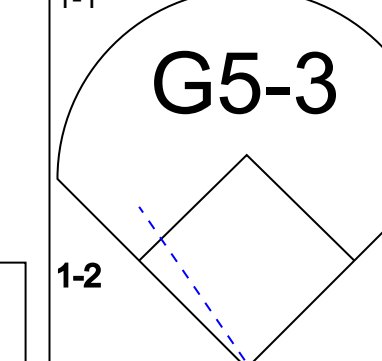
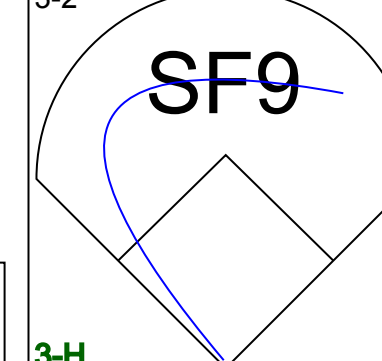
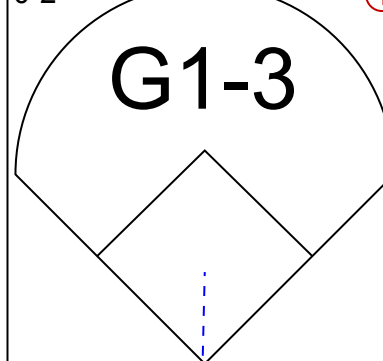
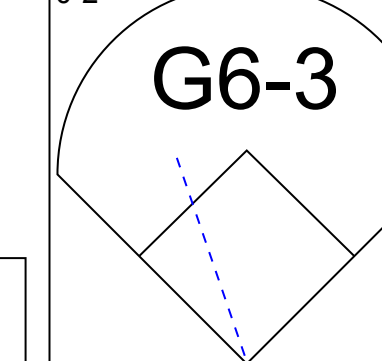
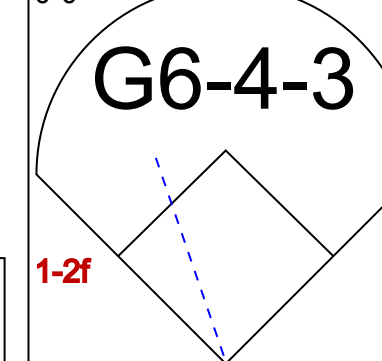
AB 40
R 2
H 11
RBI 2
BB 3
SO 12
LOB 22



Batter	1	2	3	4	5	6	7	8	9	AB	R	H	RBI	BB	SO	LOB	TOP										
Jolbert Cabrera, R (1, 8) OBP: 0.330, SLG: 0.386 Kenny Lofton, L (9, PH) OBP: 0.313, SLG: 0.353	4-2 2B BB		2-2 E7 SF8 2B		0-3 K		1-1 G6-3		4-2 BB	3	2	1	0	1	1	0	Cleveland Indians @ Minnesota Twins Hubert H. Humphrey Metrodome, Minneapolis, MN Thu Aug 09 2001, 1:05 PM EDT Att: 30,080 - Dome - 72 F livebaseballscorecards.com										
Omar Vizquel, S (1, 6) OBP: 0.348, SLG: 0.356	3-1 SH1-3 1B 2B		0-0 G6-3		3-2 P4			1-1 G3-1 2B	1-2 2-3 BB	5	1	2	1	0	1	4											
Roberto Alomar, S (1, 4) OBP: 0.424, SLG: 0.546	0-0 SH1-3 2-3		4-2 E BB		3-2 F9			2-1 G3-1	2-3	2	0	0	0	1	0	1											
Juan Gonzalez, R (1, 10) OBP: 0.393, SLG: 0.639	2-2 1B		1-0 SF8		2-0 2B 1B			2-2 F9		3	1	2	2	0	0	1											
Jim Thome, L (1, 3) OBP: 0.429, SLG: 0.664	1-3 K		1-3 K		1-2 F9			0-3 K		4	0	0	0	0	3	4											
Marty Cordova, R (1, 9) OBP: 0.394, SLG: 0.530	1-3 K		3-2 F9		0-0 2B			3-2 BB 1B 1B		4	0	2	1	0	1	1											
Travis Fryman, R (1, 5) OBP: 0.336, SLG: 0.346 Russell Branyan, L (9, PH) OBP: 0.316, SLG: 0.484		2-3 K	2-2 G5-3		0-0 F8			0-3 K		3	0	0	0	0	1	1											
Wil Cordero, R (1, 7) OBP: 0.336, SLG: 0.376	1-3 K		2-3 K				1-3 K		1-0 BB 1B	4	0	1	0	0	3	0											
Einar Diaz, R (1, 2) OBP: 0.356, SLG: 0.419 Eddie Taubensee, L (9, PH) OBP: 0.270, SLG: 0.323	2-1 P3		1-0 F7		2-1 P5			2-3 K		3	0	0	0	0	0	0											
Inning Stats	R: 2 E: 0 K: 2 S: 15	H: 2 LOB: 1 BB: 1 P: 26	R: 0 E: 0 K: 2 S: 9	H: 0 LOB: 0 BB: 0 P: 14	R: 1 E: 2 K: 1 S: 12	H: 1 LOB: 1 BB: 1 P: 22	R: 0 E: 0 K: 1 S: 11	H: 0 LOB: 0 BB: 0 P: 18	R: 0 E: 0 K: 1 S: 11	H: 0 LOB: 0 BB: 0 P: 15	R: 1 E: 0 K: 0 S: 11	H: 2 LOB: 1 BB: 0 P: 17	R: 0 E: 0 K: 1 S: 7	H: 0 LOB: 0 BB: 0 P: 11	R: 0 E: 0 K: 1 S: 10	H: 1 LOB: 1 BB: 0 P: 15		R: 0 E: 0 K: 3 S: 16	H: 2 LOB: 3 BB: 1 P: 26	1B: 4 2B: 4 3B: 0 HR: 0	SF: 1 SAC: 1 DP: 0 HBP: 0	WP: 0 PB: 0 CS: 0	PA: 38				
PITCHER	IP	WLS	BF	H	R	ER	SO	BB	IBB	HBP	BLK	WP	HR	S	P	ERA	WHIP										
Eric Milton, L (1, 1) ERA: 4.28	5.2	W	24	5	4	3	7	2	0	0	0	0	0	68	111	4.76	1.235										
Jack Cressend, R (6, 1) ERA: 2.52	1.2	H	6	1	0	0	1	0	0	0	0	0	0	12	19	0.00	0.600										
Todd Jones, R (8, 1) ERA: 4.42	0.1	H	1	0	0	0	0	0	0	0	0	0	0	3	5	0.00	0.000										
Eddie Guardado, L (8, 1) ERA: 3.4	0.1	H	1	0	0	0	1	0	0	0	0	0	0	3	3	0.00	0.000										
LaTroy Hawkins, R (9, 1) ERA: 4.54	1.0	S	6	2	0	0	3	1	0	0	0	0	0	16	26	0.00	3.000										

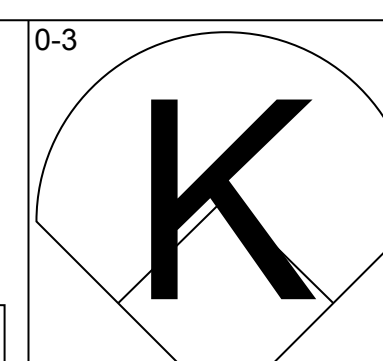
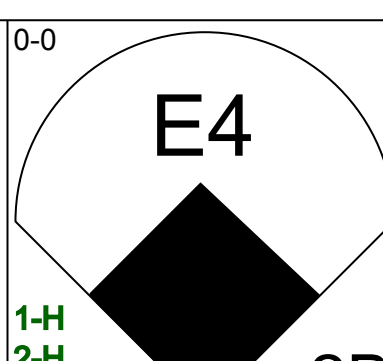
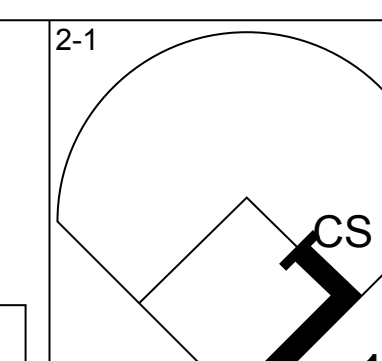
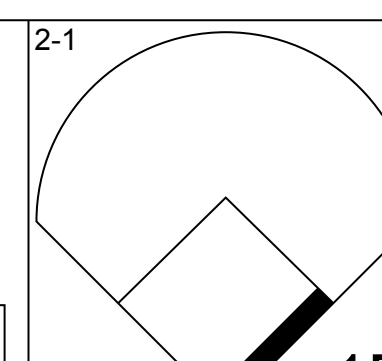
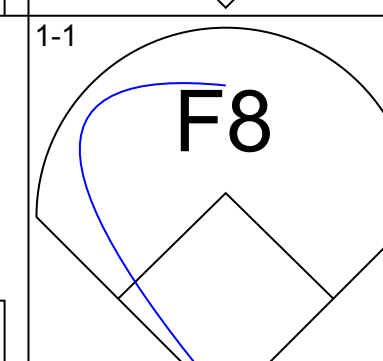
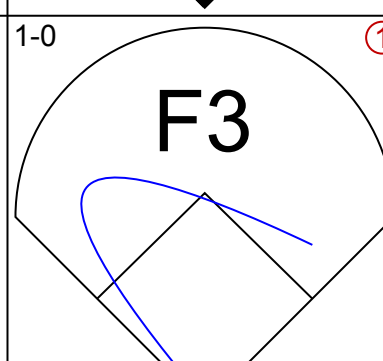
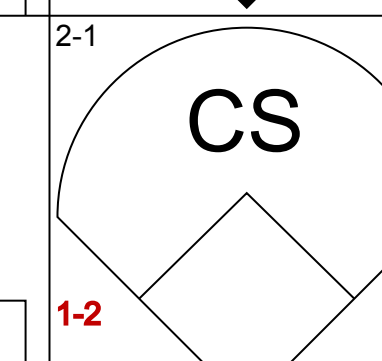
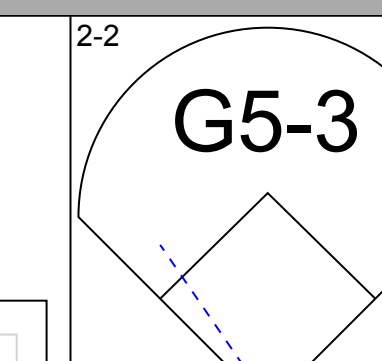

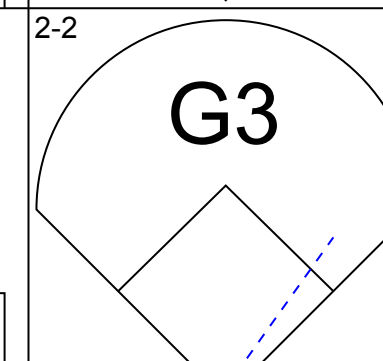
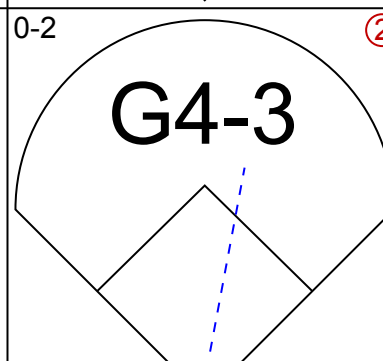
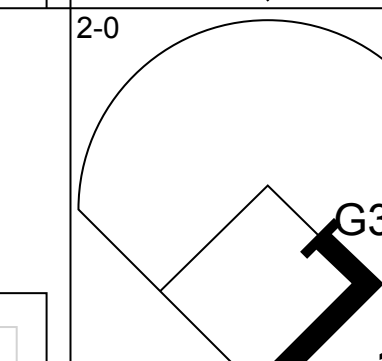
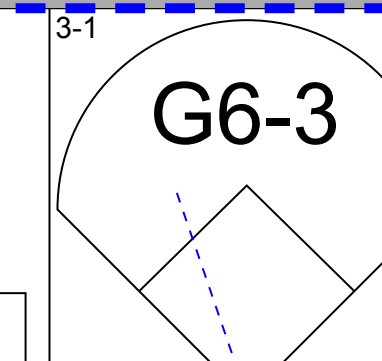
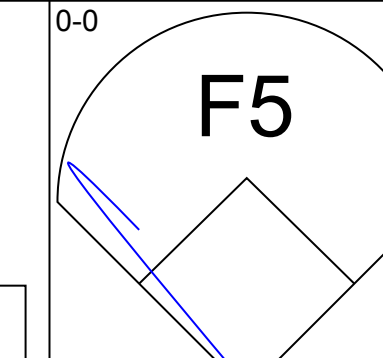
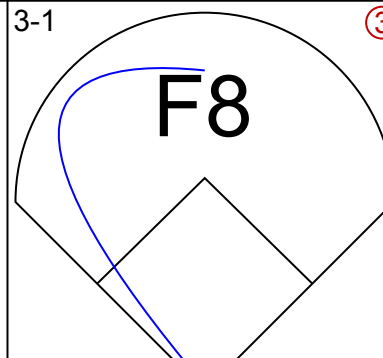
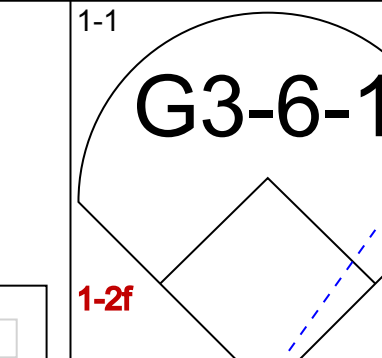
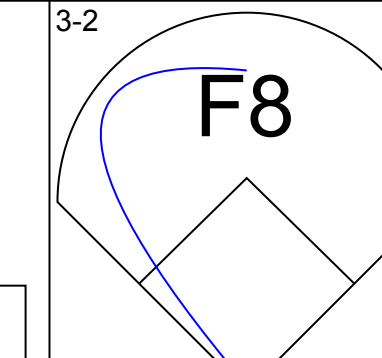

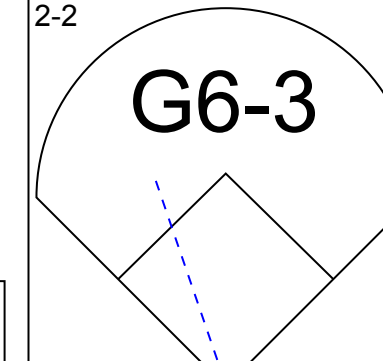
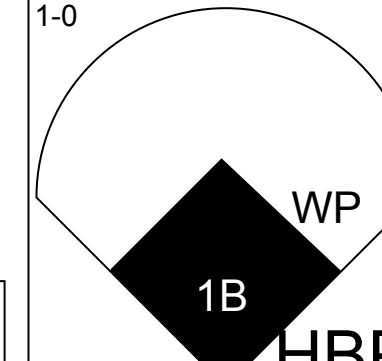
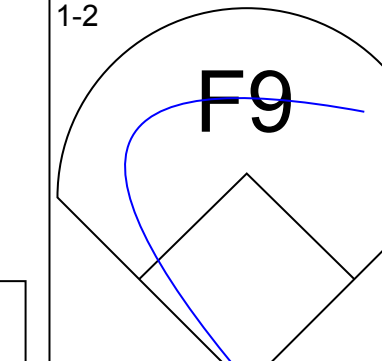
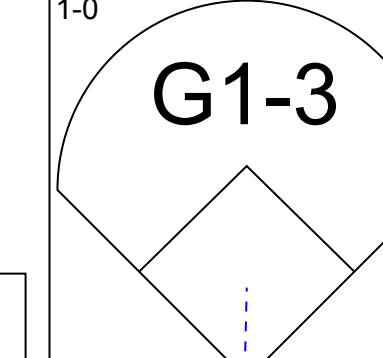
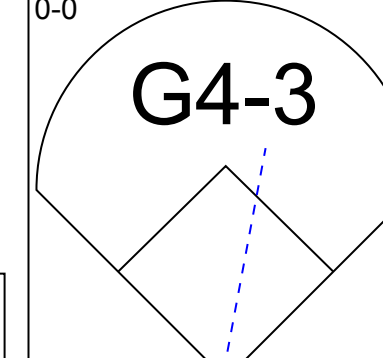
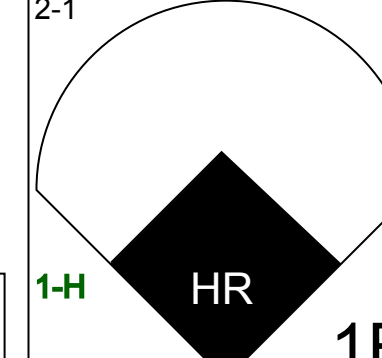
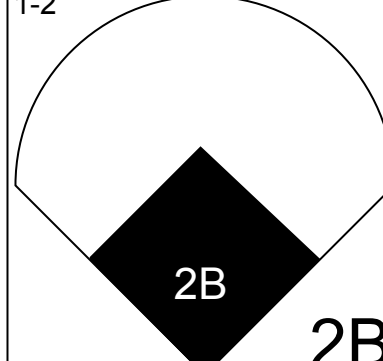
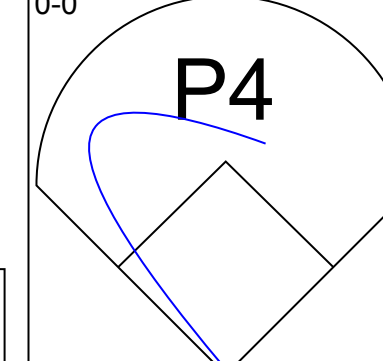
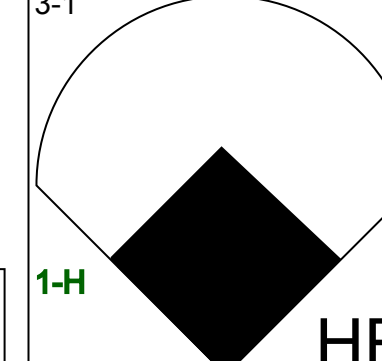
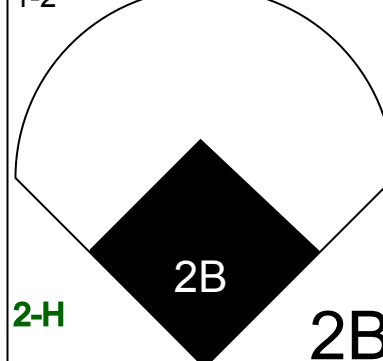
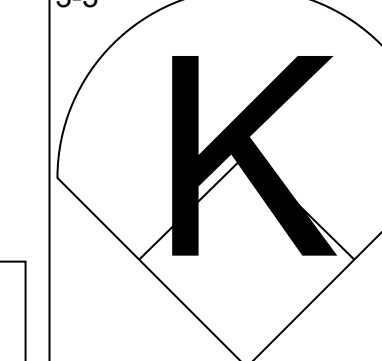
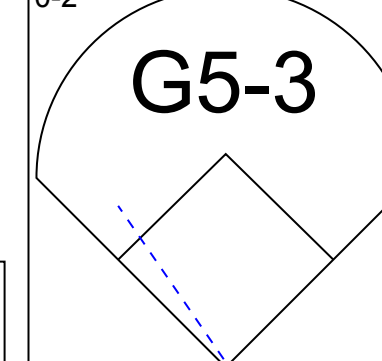
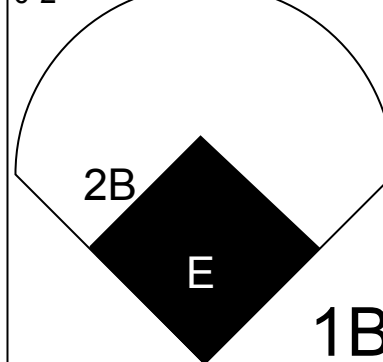
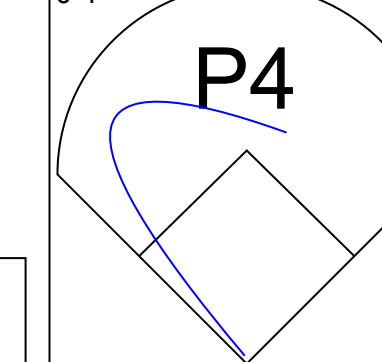
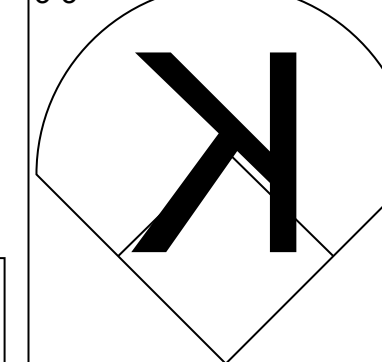
Batter	1	2	3	4	5	6	7	8	9	AB	R	H	RBI	BB	SO	LOB	BOTTOM										
Luis Rivas, R (1, 4) OBP: 0.306, SLG: 0.352	2-2 G4-3	3-2 FC5		0-0 F9		2-2 FC4-6				4	0	0	0	0	0	5	Cleveland Indians @ Minnesota Twins Hubert H. Humphrey Metrodome, Minneapolis, MN Thu Aug 09 2001, 1:05 PM EDT Att: 30,080 - Dome - 72 F livebaseballscorecards.com										
Denny Hocking, S (1, 6) OBP: 0.300, SLG: 0.317	2-0 F9		1-2 G5-3		0-0 E8 HR	2-2 G4-3				4	1	0	0	0	0	1											
Doug Mientkiewicz, L (1, 3) OBP: 0.395, SLG: 0.599	1-3 K		1-1 G3		4-1 HR BB		3-1 G3-6-3 1B			3	1	1	0	1	1	0											
Brian Buchanan, R (1, 10) OBP: 0.311, SLG: 0.458 David Ortiz, L (6, PH) OBP: 0.398, SLG: 0.537		1-1 1B E HBP	2-3 K		0-1 HR		1-0 G3-6-3			1	1	0	0	0	1	0											
Tori Hunter, R (1, 8) OBP: 0.283, SLG: 0.461	1-0 E 1B			3-2 G6-3		2-3 K		3-3 K		4	1	1	0	0	2	0											
Chad Allen, R (1, 9) OBP: 0.344, SLG: 0.431 Jacque Jones, L (8, PH) OBP: 0.323, SLG: 0.403	0-1 E8 1B			4-2 G3 BB		2-2 G1-3		0-0 B1-3		2	1	1	1	1	0	0											
Bobby Kielty, S (1, 7) OBP: 0.313, SLG: 0.370	0-0 G6-3			4-2 G3 BB		1-1 G3		4-1 F9 BB		2	0	0	0	2	0	0											
Tom Prince, R (1, 2) OBP: 0.327, SLG: 0.433	2-0 FC5 2B			1-2 G3		4-2 FC4-6 BB		1-2 F9		3	0	1	0	1	0	3											
Jason Maxwell, R (1, 5) OBP: 0.313, SLG: 0.328	1-3 K		4-2 BB		0-3 K		2-3 K			3	0	0	0	1	3	3											
Inning Stats	R: 0 E: 0 K: 1 S: 7	H: 0 LOB: 0 BB: 0 P: 12	R: 3 E: 1 K: 1 S: 14	H: 3 LOB: 1 BB: 0 P: 22	R: 0 E: 0 K: 1 S: 9	H: 0 LOB: 0 BB: 0 P: 13	R: 0 E: 0 K: 0 S: 17	H: 0 LOB: 3 BB: 3 P: 33	R: 3 E: 1 K: 1 S: 14	H: 1 LOB: 0 BB: 1 P: 23	R: 0 E: 0 K: 1 S: 14	H: 0 LOB: 1 BB: 1 P: 20	R: 0 E: 0 K: 1 S: 6	H: 1 LOB: 0 BB: 0 P: 13	R: 0 E: 0 K: 1 S: 6	H: 0 LOB: 1 BB: 1 P: 12		1B: 3 2B: 1 3B: 0 HR: 1	SF: 0 SAC: 0 DP: 1 HBP: 1	WP: 0 PB: 0 CS: 0	PA: 36						
PITCHER	IP	WLS	BF	H	R	ER	SO	BB	IBB	HBP	BLK	WP	HR	S	P	ERA	WHIP										
Chuck Finley, L (1, 1) ERA: 6.46	4.0	L	21	3	5	3	3	4	0	0	0	0	0	38	62	6.75	1.750										
Dave Burba, R (5, 1) ERA: 6.5	4.0		15	2	1	1	4	2	0	0	0	0	1	38	62	2.25	1.000										



Batter	1	2	3	4	5	6	7	8	9	AB	R	H	RBI	BB	SO	LOB	TOP					
Jolbert Cabrera, R OBP: 0.325, SLG: 0.379 (1, 8)										4	0	0	0	0	2	0	Cleveland Indians @ Texas Rangers The Ballpark at Arlington, Arlington, TX Fri Aug 10 2001, 8:35 PM EDT Att. 47,242 - Cloudy - 100 F					
Omar Vizquel, S OBP: 0.345, SLG: 0.353 (1, 6)										4	0	0	0	0	1	0						
Roberto Alomar, S OBP: 0.421, SLG: 0.541 (1, 4)										4	0	0	0	0	0	0						
Juan Gonzalez, R OBP: 0.394, SLG: 0.636 (1, 9)										3	1	1	0	1	0	0						
Ellis Burks, R OBP: 0.355, SLG: 0.563 (1, 10)										3	1	0	0	1	1	1						
Marty Cordova, R OBP: 0.388, SLG: 0.533 (1, 7)										4	0	3	1	0	1	0						
Travis Fryman, R OBP: 0.341, SLG: 0.351 (1, 5)										3	0	2	0	0	0	3						
Wil Cordero, R OBP: 0.332, SLG: 0.372 (1, 3)										2	0	0	1	0	0	4						
Einar Diaz, R OBP: 0.353, SLG: 0.415 (1, 2)										3	0	0	0	0	0	3						
Inning Stats	R: 0 E: 0 K: 1 S: 7	H: 0 LOB: 0 BB: 0 P: 8	R: 0 E: 0 K: 0 S: 11	H: 2 LOB: 2 BB: 1 P: 17	R: 0 E: 0 K: 1 S: 9	H: 0 LOB: 0 BB: 0 P: 13	R: 0 E: 0 K: 0 S: 8	H: 0 LOB: 0 BB: 0 P: 11	R: 0 E: 0 K: 0 S: 12	H: 2 LOB: 1 BB: 0 P: 18	R: 0 E: 0 K: 1 S: 9	H: 0 LOB: 0 BB: 0 P: 12	R: 2 E: 1 K: 0 S: 11	H: 2 LOB: 1 BB: 1 P: 22	R: 0 E: 0 K: 0 S: 10	H: 0 LOB: 0 BB: 0 P: 15	R: 0 E: 0 K: 2 S: 11	H: 0 LOB: 0 BB: 0 P: 19	1B: 6 2B: 0 3B: 0 HR: 0	SF: 1 SAC: 0 DP: 2 HBP: 0	WP: 0 PB: 0 SB: 0 CS: 0	PA: 33
PITCHER	IP	WLS	BF	H	R	ER	SO	BB	IBB	HBP	BLK	WP	HR	S	P	ERA	WHIP					
Doug Davis, L ERA: 4.23 (1, 1)	8.0	W	30	6	2	1	3	2	0	0	0	0	0	77	116	1.12	1.000					
Pat Mahomes, R ERA: 5.87 (9, 1)	1.0		3	0	0	0	2	0	0	0	0	0	0	11	19	0.00	0.000					

AB	30
R	2
H	6
RBI	2
BB	2
SO	5
LOB	11



Batter	1	2	3	4	5	6	7	8	9	AB	R	H	RBI	BB	SO	LOB	BOTTOM				
Frank Catalanotto, L OBP: 0.390, SLG: 0.507 (1, 7)										4	1	3	1	0	1	0	Cleveland Indians @ Texas Rangers The Ballpark at Arlington, Arlington, TX Fri Aug 10 2001, 8:35 PM EDT Att. 47,242 - Cloudy - 100 F				
Randy Velarde, R OBP: 0.372, SLG: 0.444 (1, 4)										4	0	0	0	0	1	1					
Alex Rodriguez, R OBP: 0.395, SLG: 0.597 (1, 6)										4	0	1	0	0	0	0					
Rafael Palmeiro, L OBP: 0.367, SLG: 0.509 (1, 3)										4	0	0	0	0	0	1					
Ivan Rodriguez, R OBP: 0.346, SLG: 0.540 (1, 2)										3	1	0	0	0	1	0					
Ricky Ledee, L OBP: 0.307, SLG: 0.409 (1, 9)										3	1	1	1	0	0	0					
Gabe Kapler, R OBP: 0.335, SLG: 0.428 (1, 8)										3	2	2	2	0	0	0					
Mike Lamb, L OBP: 0.360, SLG: 0.393 (1, 5)										3	1	1	1	0	1	0					
Chad Curtis, R OBP: 0.388, SLG: 0.479 (1, 10)										3	1	1	0	0	1	0					
Inning Stats	R: 0 E: 0 K: 1 S: 9	H: 0 LOB: 0 BB: 0 P: 12	R: 0 E: 0 K: 1 S: 5	H: 0 LOB: 0 BB: 0 P: 6	R: 4 E: 1 K: 0 S: 17	H: 4 LOB: 0 BB: 0 P: 23	R: 0 E: 0 K: 0 S: 5	H: 0 LOB: 0 BB: 0 P: 7	R: 0 E: 0 K: 0 S: 6	H: 1 LOB: 0 BB: 0 P: 11	R: 3 E: 0 K: 2 S: 17	H: 3 LOB: 1 BB: 0 P: 29	R: 0 E: 0 K: 0 S: 10	H: 0 LOB: 0 BB: 0 P: 17	R: 0 E: 0 K: 0 S: 10	H: 0 LOB: 0 BB: 0 P: 17	1B: 5 2B: 3 3B: 0 HR: 1	SF: 0 SAC: 0 DP: 1 HBP: 1	WP: 1 PB: 0 SB: 0 CS: 1	PA: 33	
PITCHER	IP	WLS	BF	H	R	ER	SO	BB	IBB	HBP	BLK	WP	HR	S	P	ERA	WHIP				
Steve Woodard, R ERA: 4.58 (1, 1)	6.0	L	23	6	5	4	3	0	0	1	0	0	0	51	75	6.00	1.000				
Rich Rodriguez, L ERA: 4.2 (7, 1)	0.2		5	3	2	2	1	0	0	0	0	1	1	13	23	27.00	4.500				
Danys Baez, R ERA: 2.59 (7, 1)	0.1		1	0	0	0	1	0	0	0	0	0	0	4	5	0.00	0.000				
David Riske, R ERA: 0.66 (8, 1)	1.0		3	0	0	0	0	0	0	0	0	0	0	10	17	0.00	0.000				

AB	31
R	7
H	9
RBI	5
BB	0
SO	5
LOB	2



Batter	1	2	3	4	5	6	7	8	9	AB	R	H	RBI	BB	SO	LOB	TOP										
Kenny Lofton, L (1, 8) OBP: 0.313, SLG: 0.352	1-0 G6-4-3 1B		3-2 G1-3	1-0 FC6-4			2-2 G4-3			4	0	1	0	0	0	3											
Omar Vizquel, S (1, 6) OBP: 0.342, SLG: 0.350	1-1 G6-4-3		1-2 G5-3		0-0 B2-3			0-3 K2-3		4	0	0	0	0	1	1											
Roberto Alomar, S (1, 4) OBP: 0.421, SLG: 0.546	2-2 HR			1-2 G6-3	2-2 G4-3			4-2 1B BB		3	1	1	1	1	0	0											
Juan Gonzalez, R (1, 9) OBP: 0.392, SLG: 0.632	1-0 G5-3			3-3 K	1-0 G5-3			0-0 G6-4-3 1B		4	0	1	0	0	1	0											
Ellis Burks, R (1, 10) OBP: 0.354, SLG: 0.558		3-2 G4-3		4-2 1B BB		2-3 K		0-0 G6-4-3		3	1	0	0	1	1	2											
Jim Thome, L (1, 3) OBP: 0.432, SLG: 0.676		0-0 2B		2-2 1B 1-3 1B		1-3 K		1-1 HR		4	2	3	1	0	1	0											
Marty Cordova, R (1, 7) OBP: 0.367, SLG: 0.529		1-1 F3		0-0 1B 1-2 1B		1-3 K		2-3 K		4	1	1	1	0	2	1											
Travis Fryman, R (1, 5) OBP: 0.339, SLG: 0.348		2-1 G2-3		1-2 3-H 2-H 1B			2-2 L5		2-2 F3	4	0	1	1	0	0	1											
Einar Diaz, R (1, 2) OBP: 0.356, SLG: 0.415			4-1 CS BB		1-1 FC6-4 1B		0-0 B5-3		2-3 K	2	0	1	1	1	0	0											
Russell Branyan, L (9, PH) OBP: 0.315, SLG: 0.482				1-3 2-H 1B						1	0	0	0	0	1	0											
Inning Stats	R: 1 E: 0 K: 0 S: 7	H: 2 LOB: 0 BB: 0 P: 12	R: 0 E: 0 K: 0 S: 8	H: 1 LOB: 1 BB: 0 P: 14	R: 0 E: 0 K: 0 S: 7	H: 0 LOB: 0 BB: 1 P: 15	R: 3 E: 0 K: 1 S: 21	H: 4 LOB: 2 BB: 1 P: 36	R: 0 E: 0 K: 0 S: 6	H: 0 LOB: 0 BB: 0 P: 9	R: 0 E: 0 K: 3 S: 10	H: 0 LOB: 0 BB: 0 P: 14	R: 0 E: 0 K: 0 S: 8	H: 1 LOB: 1 BB: 1 P: 12	R: 1 E: 0 K: 2 S: 11	H: 1 LOB: 0 BB: 1 P: 18	1B: 6 2B: 1 3B: 0 HR: 2	SF: 0 SAC: 0 DP: 2 HBP: 0	WP: 0 PB: 0 SB: 0 CS: 1	PA: 36							
PITCHER	IP	WLS	BF	H	R	ER	SO	BB	IBB	HBP	BLK	WP	HR	S	P	ERA	WHIP										
Darren Oliver, L (1, 1) ERA: 5.85	7.1		30	7	4	4	5	3	0	0	0	0	1	73	122	4.91	1.364										
Mark Petkovsek, R (8, 1) ERA: 5.84	0.2	W	2	1	0	0	0	0	0	0	0	0	0	2	2	0.00	1.500										
59 Jeff Zimmerman, R (9, 1) ERA: 3.08	1.0	S	4	1	1	1	2	0	0	0	0	0	1	11	18	9.00	1.000										

Cleveland Indians @ Texas Rangers
The Ballpark at Arlington, Arlington, TX
Sat Aug 11 2001, 8:35 PM EDT
Att: 43,145 - Cloudy - 85 F

AB 33
R 5
H 9
RBI 5
BB 3
SO 7
LOB 8



Batter	1	2	3	4	5	6	7	8	9	AB	R	H	RBI	BB	SO	LOB	BOTTOM										
Frank Catalanotto, L (1, 7) OBP: 0.393, SLG: 0.508	2-1 F8		0-0 G4-6-3 1B			2-2 G6-4-3 1B WP		4-1 HBP BB BLK BB		3	1	2	0	0	0	0											
Chad Curtis, R (8, PH) OBP: 0.396, SLG: 0.479										0	1	0	0	1	0	0											
Craig Monroe, R (9, 7) OBP: 0.313, SLG: 0.483										0	0	0	0	0	0	0											
Mike Lamb, L (1, 5) OBP: 0.360, SLG: 0.392	0-2 L4		2-0 G4-6-3			2-1 G6-4-3 1B		4-1 BLK HBP BB BB		3	0	1	0	0	0	2											
Randy Velarde, R (8, PH) OBP: 0.374, SLG: 0.444										0	1	0	0	1	0	0											
Alex Rodriguez, R (1, 6) OBP: 0.394, SLG: 0.593	1-0 F8			1-2 E5 G4-3 G4-3		1-0 G6-4-3		4-2 2B BLK HBP		3	1	0	0	0	0	2											
Rafael Palmeiro, L (1, 3) OBP: 0.370, SLG: 0.513		3-1 G6-4-3 1B		0-0 G4-3		4-0 WP 1B BB		1-1 PB 1B 2B		3	2	2	2	1	0	1											
Ivan Rodriguez, R (1, 2) OBP: 0.345, SLG: 0.537		0-1 G6-4-3		0-0 G4-3		1-2 G6-4-3 1B		0-0 F2		4	0	1	1	0	0	3											
Ruben Sierra, S (1, 10) OBP: 0.326, SLG: 0.605		1-1 2B		1-2 G3-1		1-1 F5		1-3 K		4	0	1	0	0	1	3											
Ricky Ledee, L (1, 9) OBP: 0.305, SLG: 0.405		1-3 K			3-2 G3-1		0-3 K		3-2 1B	4	0	1	1	0	2	1											
Gabe Kapler, R (1, 8) OBP: 0.332, SLG: 0.423			2-1 G3		3-2 F9		1-1 G3-1		2-1 G5-3	4	0	0	0	0	0	1											
10 Michael Young, R (1, 4) OBP: 0.300, SLG: 0.408			1-1 1B 1B		0-1 G6-3		3-2 F7			3	0	1	0	0	0	0											
Inning Stats	R: 0 E: 0 K: 0 S: 6	H: 0 LOB: 0 BB: 0 P: 9	R: 0 E: 0 K: 1 S: 9	H: 2 LOB: 1 BB: 0 P: 14	R: 0 E: 0 K: 0 S: 6	H: 2 LOB: 1 BB: 0 P: 11	R: 0 E: 1 K: 0 S: 9	H: 0 LOB: 1 BB: 0 P: 11	R: 0 E: 0 K: 0 S: 13	H: 3 LOB: 1 BB: 1 P: 23	R: 0 E: 0 K: 1 S: 9	H: 0 LOB: 0 BB: 0 P: 13	R: 4 E: 0 K: 1 S: 21	H: 2 LOB: 1 BB: 2 P: 40	1B: 7 2B: 2 3B: 0 HR: 0	SF: 0 SAC: 0 DP: 3 HBP: 1	WP: 1 PB: 1 SB: 0 CS: 0	PA: 35									
PITCHER	IP	WLS	BF	H	R	ER	SO	BB	IBB	HBP	BLK	WP	HR	S	P	ERA	WHIP										
Charles Nagy, R (1, 1) ERA: 6.14	5.2		23	7	2	2	1	1	0	0	0	0	0	51	82	3.18	1.412										
Danys Baez, R (6, 1) ERA: 2.45	1.1	H	4	0	0	0	1	0	0	0	0	0	0	10	14	0.00	0.000										
John Rocker, L (8, 1) ERA: 3.86	0.0	L	4	1	4	3	0	2	0	1	1	0	0	8	21	∞	∞										
Bob Wickman, R (8, 1) ERA: 2.83	1.0		4	1	0	0	1	0	0	0	0	0	0	13	19	0.00	1.000										

Cleveland Indians @ Texas Rangers
The Ballpark at Arlington, Arlington, TX
Sat Aug 11 2001, 8:35 PM EDT
Att: 43,145 - Cloudy - 85 F

AB 31
R 6
H 9
RBI 4
BB 3
SO 3
LOB 13



Batter	1	2	3	4	5	6	7	8	9	AB	R	H	RBI	BB	SO	LOB	TOP			
Kenny Lofton, L OBP: 0.316, SLG: 0.357 (1, 8)	2-1 SH1-3 1B	0-0 SF8			3-3 K		0-0 2B 1B	4-2 3B BB	2-1 G5-3	4	3	2	2	1	1	0	Cleveland Indians @ Texas Rangers The Ballpark at Arlington, Arlington, TX Sun Aug 12 2001, 8:05 PM EDT Att: 28,765 - Cloudy - 99 F			
Omar Vizquel, S OBP: 0.345, SLG: 0.360 (1, 6)	0-0 SH1-3	0-0 F8			2-1 3B		4-1 2B 1B	2-2 3B 3B	0-1 G6-3	4	2	2	1	1	0	0				
Roberto Alomar, S OBP: 0.423, SLG: 0.554 Jolbert Cabrera, R OBP: 0.328, SLG: 0.379 (8, 4)	1-2 BB SF8 1B		0-1 G3-1		2-1 F5		0-1 1B 2B	0-1 1B 3B	1-0 FC6-4 HBP	5	3	3	4	0	0	1				
Juan Gonzalez, R OBP: 0.392, SLG: 0.629 Wil Cordero, R OBP: 0.331, SLG: 0.371 (8, PR) (8, 7)	1-1 FC5 BB		1-0 F8		1-1 F9		0-1 BB 1B SF9	1-1 G4-6-3 1B	0-0 FC6-4	5	1	2	3	0	0	2				
Jim Thome, L OBP: 0.433, SLG: 0.675 (1, 3)	4-2 1-2 2-3 BB		0-0 2B			4-1 BB	0-0 K	1-2 G4-6-3		3	0	1	0	2	1	2				
Ellis Burks, R OBP: 0.355, SLG: 0.556 (1, 10)	1-2 SF8		0-2 P6			2-3 K	0-0 BB	4-0 BB		3	0	1	1	1	1	2				
Marty Cordova, R OBP: 0.364, SLG: 0.522 (8, 9)	0-0 P6			1-3 K		2-2 F3	4-1 BB	1-3 K		4	0	0	0	1	2	4				
Travis Fryman, R OBP: 0.338, SLG: 0.353 Russell Branyan, L OBP: 0.316, SLG: 0.484 (9, PH) (9, 5)		2-1 SH3 SF8 2B		0-0 F9		1-1 G5-3	0-2 SF9		0-0 3B 1B	3	1	1	1	0	0	1				
Einar Diaz, R OBP: 0.358, SLG: 0.421 Eddie Taubensee, L OBP: 0.270, SLG: 0.323 (9, 2)		0-0 SH3		2-3 K			BB HBP F8		1-1 G5-3 3B	3	2	1	1	0	1	2				
Inning Stats	R: 2 E: 1 K: 0 S: 14	H: 2 LOB: 2 BB: 1 P: 23	R: 1 E: 0 K: 0 S: 5	H: 1 LOB: 0 BB: 0 P: 7	R: 0 E: 0 K: 0 S: 7	H: 1 LOB: 1 BB: 0 P: 8	R: 0 E: 0 K: 2 S: 7	H: 0 LOB: 0 BB: 0 P: 10	R: 0 E: 0 K: 1 S: 10	H: 0 LOB: 1 BB: 1 P: 18	R: 5 E: 0 K: 1 S: 15	H: 4 LOB: 2 BB: 2 P: 28	R: 3 E: 0 K: 1 S: 16	H: 3 LOB: 1 BB: 2 P: 29	R: 2 E: 0 K: 0 S: 8	H: 2 LOB: 1 BB: 0 P: 12		1B: 6 2B: 4 3B: 4 HR: 0	SF: 3 SAC: 2 DP: 1 HBP: 2	WP: 0 PB: 0 SB: 0 CS: 0
PITCHER	IP WLS BF H R ER SO	IP WLS BF H R ER SO	IP WLS BF H R ER SO	IP WLS BF H R ER SO	IP WLS BF H R ER SO	IP WLS BF H R ER SO	IP WLS BF H R ER SO	IP WLS BF H R ER SO	IP WLS BF H R ER SO	IP WLS BF H R ER SO	IP WLS BF H R ER SO	IP WLS BF H R ER SO	IP WLS BF H R ER SO	IP WLS BF H R ER SO	IP WLS BF H R ER SO	IP WLS BF H R ER SO	ERA WHIP	ERA WHIP		
Rob Bell, R ERA: 6.64	6.0	L	30	7	7	6	4	3	0	0	0	0	0	0	0	0	0	9.00	1.667	
Mark Petkovsek, R ERA: 6.0	0.0	1	1	0	0	0	0	0	0	0	0	0	0	0	0	0	0	∞	∞	
Juan Moreno, L ERA: 3.6	0.1	2	1	0	0	1	0	0	0	0	0	0	0	0	0	0	0	0.00	3.000	
Kevin Foster, R ERA: 7.04	1.2	10	3	4	4	1	3	0	0	0	0	0	0	0	0	0	0	21.60	3.600	
Mike Venafro, L ERA: 4.93	1.0	6	2	2	2	0	0	0	0	1	0	0	0	0	0	0	0	18.00	2.000	

AB 36
R 13
H 14
RBI 13
BB 6
SO 6
LOB 15



Batter	1	2	3	4	5	6	7	8	9	AB	R	H	RBI	BB	SO	LOB	BOTTOM			
Chad Curtis, R OBP: 0.376, SLG: 0.453 (1, 7)	0-1 G5-3		1-0 F9	0-1 F7			3-2 G6-4-3			4	0	0	0	0	0	3	Cleveland Indians @ Texas Rangers The Ballpark at Arlington, Arlington, TX Sun Aug 12 2001, 8:05 PM EDT Att: 28,765 - Cloudy - 99 F			
Randy Velarde, R OBP: 0.372, SLG: 0.438 (1, 5)	2-1 F9		4-1 2B BB		1-3 K			0-3 K		3	1	0	0	1	2	0				
Alex Rodriguez, R OBP: 0.394, SLG: 0.593 Frank Catalanotto, L OBP: 0.392, SLG: 0.507 (8, PH) (9, 3)	0-1 F7		1-1 1-H 2B		2-3 K			3-2 P5		3	0	1	1	0	1	0				
Rafael Palmeiro, L OBP: 0.368, SLG: 0.509 Scott Sheldon, R OBP: 0.250, SLG: 0.356 (8, PH) (9, 6)		3-0 F7	2-0 P6		0-1 F8			3-3 K		3	0	0	0	0	0	1				
Ruben Sierra, S OBP: 0.324, SLG: 0.598 (1, 10)		1-3 K2-3		0-2 1B 10 SF9 1B		0-1 G5-3		0-1 F8		4	1	1	0	0	1	0				
Gabe Kapler, R OBP: 0.336, SLG: 0.421 (1, 8)		4-2 S BB BB		4-1 10 SF9 1B BB		3-3 K		4-2 BB BB		1	0	0	0	3	1	0				
Craig Monroe, R OBP: 0.361, SLG: 0.484 (1, 9)		4-1 S BB		2-2 1-2 2-3 1B		1-3 K		4-1 BB		2	0	1	0	2	1	0				
Bill Haselman, R OBP: 0.270, SLG: 0.278 (1, 2)		2-3 K		1-3 K			1-1 G6-4-3 1B		1-3 K	4	0	1	0	0	3	7				
10 Michael Young, R OBP: 0.295, SLG: 0.403 (1, 4)			0-1 L8	1-0 SF9			3-1 F8		0-1 F9	3	0	0	1	0	0	3				
Inning Stats	R: 0 E: 0 K: 0 S: 6	H: 0 LOB: 0 BB: 0 P: 8	R: 0 E: 0 K: 2 S: 16	H: 0 LOB: 2 BB: 2 P: 30	R: 1 E: 0 K: 0 S: 7	H: 1 LOB: 1 BB: 1 P: 15	R: 0 E: 0 K: 1 S: 14	H: 2 LOB: 2 BB: 1 P: 22	R: 0 E: 0 K: 2 S: 9	H: 0 LOB: 0 BB: 0 P: 12	R: 0 E: 0 K: 2 S: 10	H: 0 LOB: 0 BB: 0 P: 14	R: 0 E: 0 K: 2 S: 13	H: 0 LOB: 0 BB: 0 P: 19	R: 0 E: 0 K: 1 S: 13	H: 0 LOB: 2 BB: 2 P: 22		1B: 3 2B: 1 3B: 0 HR: 0	SF: 1 SAC: 0 DP: 1 HBP: 0	WP: 0 PB: 0 SB: 2 CS: 0
PITCHER	IP WLS BF H R ER SO	IP WLS BF H R ER SO	IP WLS BF H R ER SO	IP WLS BF H R ER SO	IP WLS BF H R ER SO	IP WLS BF H R ER SO	IP WLS BF H R ER SO	IP WLS BF H R ER SO	IP WLS BF H R ER SO	IP WLS BF H R ER SO	IP WLS BF H R ER SO	IP WLS BF H R ER SO	IP WLS BF H R ER SO	IP WLS BF H R ER SO	IP WLS BF H R ER SO	IP WLS BF H R ER SO	ERA WHIP	ERA WHIP		
CC Sabathia, L ERA: 4.42	6.0	W	25	3	2	2	0	4	0	0	0	0	0	0	0	0	3.00	1.167		
Danys Baez, R ERA: 2.36	1.0	3	1	0	0	0	0	0	0	0	0	0	0	0	0	0	0.00	1.000		
David Riske, R ERA: 0.61	1.0	3	0	0	0	0	2	0	0	0	0	0	0	0	0	0	0.00	0.000		
John Rocker, L ERA: 3.78	1.0	5	0	0	0	0	1	2	0	0	0	0	0	0	0	0	0.00	2.000		

AB 29
R 2
H 4
RBI 2
BB 6
SO 10
LOB 14



Batter	1	2	3	4	5	6	7	8	9	10	11	AB	R	H	RBI	BB	SO	LOB	TOP				
Luis Rivas, R OBP: 0.303, SLG: 0.346 (1, 4)	4-2 CS BB		4-2 HR BB		0-1 G1-5-3 1-2			0-0 G4-3 1-2r	0-2 F9			3	1	0	0	2	0	4					
Chad Allen, R OBP: 0.370, SLG: 0.429 Brian Buchanan, R OBP: 0.324, SLG: 0.455 (1, 9)	1-0 F7		0-3 BB		3-2 G3-1			1-3 K		1-0 F9		5	0	0	0	0	2	3					
Doug Mientkiewicz, L OBP: 0.302, SLG: 0.508 (1, 3)	2-1 F9 1-2		2-1 HR				2-1 F8		0-0 WP FC6-4 1B	1-0 1B		5	2	3	2	0	0	1					
Corey Koskie, L OBP: 0.371, SLG: 0.494 (1, 5)		0-3 K	0-1 G5-3			0-1 G3			2-2 G4-3	2-3 K		5	0	0	0	0	2	2					
David Ortiz, L OBP: 0.333, SLG: 0.566 Jason Maxwell, R OBP: 0.300, SLG: 0.311 Bobby Kielty, S OBP: 0.270, SLG: 0.317 (1, 10)	1-1 1B 2B		2-3 K		2-0 G6-3			4-0 FC6-4 BB		2-1 L6		3	1	1	0	1	1	0					
Torii Hunter, R OBP: 0.285, SLG: 0.468 (1, 8)	1-0 F8		0-0 1B		0-1 L7			0-0 FC6-4 1B 3B		4-1 G6-4-3 BB		4	1	1	1	1	0	2					
Jacque Jones, L OBP: 0.329, SLG: 0.409 (1, 7)	3-2 1B		3-2 F8 SAFE		2-2 G4-6-3 1B			4-1 1B 3B IBB		0-0 G6-4-3		4	1	2	1	1	0	2					
Denny Hocking, S OBP: 0.300, SLG: 0.313 (1, 6)	1-3 K		0-0 P6		2-2 G4-6-3 1B			0-0 1B 3B		1-1 1B		5	1	2	0	0	1	2					
A.J. Pierzynski, L OBP: 0.310, SLG: 0.411 (1, 2)			3-1 L4		4-2 G1-5-3 BB			4-0 G4-3 BB		0-1 1B 3B		3	0	1	3	2	0	1					
Inning Stats	R: 0 E: 0 K: 0 S: 6	H: 0 LOB: 0 BB: 1 P: 12	R: 1 E: 0 K: 2 S: 12	H: 2 LOB: 1 BB: 0 P: 18	R: 2 E: 0 K: 1 S: 13	H: 1 LOB: 0 BB: 1 P: 22	R: 0 E: 0 K: 1 S: 7	H: 1 LOB: 0 BB: 0 P: 12	R: 0 E: 0 K: 0 S: 5	H: 1 LOB: 0 BB: 0 P: 9	R: 0 E: 0 K: 1 S: 4	H: 3 LOB: 2 BB: 2 P: 23	R: 0 E: 0 K: 1 S: 7	H: 1 LOB: 1 BB: 0 P: 13	R: 0 E: 0 K: 0 S: 7	H: 1 LOB: 1 BB: 1 P: 12	1B: 7 2B: 1 3B: 1 HR: 1	SF: 0 SAC: 3 DP: 3 HBP: 0	WP: 2 PB: 0 SB: 1 CS: 1	PA: 45			
PITCHER	IP ERA WLS BF H R ER SO BB IBB HBP BLK WP HR S P ERA WHIP																						
Bartolo Colon, R ERA: 4.14 (1, 1)	8.0	0	3	1	2	2	0	1	0	0	0	1	0	5	11	54.00	6.000						
John Rocker, L ERA: 4.1 (9, 1)	0.1	H	3	1	2	2	0	1	0	0	0	0	0	0	5	11	54.00	6.000					
Bob Wickman, R ERA: 3.1 (9, 1)	1.2	B	9	3	2	2	1	0	1	0	0	0	0	0	15	10.80	1.800						
Danys Baez, R ERA: 2.28 (11, 1)	1.0	W	4	1	0	0	0	1	0	0	0	0	0	0	7	12	0.00	2.000					

Minnesota Twins @ Cleveland Indians
Jacobs Field, Cleveland, OH
Tue Aug 14 2001, 7:05 PM EDT
Att: 42,619 - Sunny - 72 F

AB 38
R 7
H 10
RBI 7
BB 7
SO 6
LOB 18



Batter	1	2	3	4	5	6	7	8	9	10	11	AB	R	H	RBI	BB	SO	LOB	BOTTOM					
Kenny Lofton, L OBP: 0.318, SLG: 0.365 (1, 8)	1-1 G6-3		2-3 K		1-3 K			3-1 1B 1B	1-0 2B 1B		0-0 1B 3B	6	2	3	0	0	2	0						
Omar Vizquel, S OBP: 0.346, SLG: 0.363 (1, 6)	0-2 F9		0-1 L3		1-0 F7			0-1 1B 1B	0-0 1B 2B		4-2 1B IBB BB	5	1	2	2	1	0	0						
Roberto Alomar, S OBP: 0.424, SLG: 0.552 (1, 4)	0-0 1B		3-3 K		1-0 P6			0-1 F8 P6	0-1 S WP 2B 1B		4-0 1B IBB	5	1	2	1	1	1	2						
Juan Gonzalez, R OBP: 0.394, SLG: 0.630 (1, 9)	0-0 1B		2-3 K		0-0 F7			2-2 P4 F7	2-1 PB 2B		2-0 1B	6	0	3	2	0	1	2						
Ellis Burks, R OBP: 0.355, SLG: 0.555 (1, 10)	2-2 F8		2-1 F3		0-0 2B			0-0 G3-1	4-0 PB IBB			4	0	1	0	1	0	2						
Jim Thome, L OBP: 0.435, SLG: 0.674 (1, 3)		2-1 HR 1B		2-3 K		4-2 BB		0-0 G4-6-3 1B	2-2 F7			4	1	2	0	1	1	2						
Marty Cordova, R OBP: 0.366, SLG: 0.541 Jolbert Cabrera, R OBP: 0.326, SLG: 0.377 (1, 7)	3-2 1B		3-2 HR		3-2 HR			0-1 F2	0-0 G4-6-3		0-0 F8	4	2	2	3	0	0	3						
Travis Fryman, R OBP: 0.335, SLG: 0.346 (1, 5)	0-0 F9		0-0 F9		1-0 F9			1-0 F8	2-1 F8		3-2 CS HBP	4	0	0	0	0	0	0						
Einar Diaz, R OBP: 0.365, SLG: 0.417 (1, 2)	2-3 K		0-1 P4					0-0 1B 1B	0-1 F7		2-2 G6-3	5	1	1	0	0	1	1						
Inning Stats	R: 0 E: 0 K: 0 S: 12	H: 2 LOB: 2 BB: 0 P: 15	R: 2 E: 0 K: 2 S: 13	H: 2 LOB: 0 BB: 0 P: 22	R: 0 E: 0 K: 2 S: 10	H: 0 LOB: 0 BB: 0 P: 15	R: 1 E: 0 K: 1 S: 9	H: 1 LOB: 0 BB: 0 P: 17	R: 0 E: 0 K: 1 S: 8	H: 1 LOB: 2 BB: 1 P: 19	R: 1 E: 0 K: 0 S: 8	H: 3 LOB: 2 BB: 0 P: 13	R: 0 E: 0 K: 0 S: 5	H: 1 LOB: 1 BB: 0 P: 5	R: 3 E: 0 K: 0 S: 13	H: 4 LOB: 2 BB: 1 P: 24	R: 0 E: 0 K: 0 S: 8	H: 0 LOB: 0 BB: 0 P: 13	R: 1 E: 0 K: 0 S: 7	H: 2 LOB: 3 BB: 1 P: 14	1B: 10 2B: 3 3B: 1 HR: 2	SF: 0 SAC: 0 DP: 1 HBP: 1	WP: 1 PB: 1 SB: 1 CS: 1	PA: 49
PITCHER	IP ERA WLS BF H R ER SO BB IBB HBP BLK WP HR S P ERA WHIP																							
Eric Milton, L ERA: 4.32 (8, 1)	7.0	3	1	0	0	0	0	0	0	0	0	0	0	5	5	0.00	1.000							
Todd Jones, R ERA: 4.23 (8, 1)	1.0	3	1	0	0	0	0	0	0	0	0	0	0	5	5	0.00	1.000							
LaTroy Hawkins, R ERA: 5.23 (9, 1)	0.2	B	7	4	3	3	0	0	1	0	0	0	0	10	19	40.50	6.000							
Eddie Guardado, L ERA: 3.17 (9, 1)	0.1	1	0	0	0	0	0	0	0	0	0	0	0	3	5	0.00	0.000							
Bob Wells, R ERA: 4.52 (10, 1)	1.0	L	7	2	1	1	0	1	1	1	0	0	0	12	27	9.00	3.000							

Minnesota Twins @ Cleveland Indians
Jacobs Field, Cleveland, OH
Tue Aug 14 2001, 7:05 PM EDT
Att: 42,619 - Sunny - 72 F

AB 44
R 8
H 16
RBI 8
BB 4
SO 6
LOB 12



Batter	1	2	3	4	5	6	7	8	9	AB	R	H	RBI	BB	SO	LOB	TOP										
Luis Rivas, R OBP: 0.304, SLG: 0.346	0-0 1B S 1B		1-1 G4-6-3 1-2		1-2 F7		0-2 FC6-4 1B		1-3 K	5	0	2	0	0	1	4	Minnesota Twins @ Cleveland Indians Jacobs Field, Cleveland, OH Wed Aug 15 2001, 7:05 PM EDT Att: 41,602 - Cloudy - 75 F										
John Barnes, R (1, 7)	1-3 K		1-1 G6-3		4-0 BB		0-1 FC6-4 1-2		3-2 G6-3	4	0	0	0	1	1	4											
Doug Mientkiewicz, L (1, 3)	4-0 1B BB			3-1 1B G4-3 2B	2-1 F7		1-0 P6			3	1	1	0	1	0	2											
David Ortiz, L (1, 10)	0-0 1B G6-4-3			1-1 L7	3-3 K		1-3 K			4	0	1	0	0	2	3											
Tori Hunter, R (1, 8)	0-2 G6-4-3 1-2			3-1 G4-3 1B 2-3		4-0 CS BB		0-0 FC4-6 1B		3	1	2	0	1	0	3											
Corey Koskie, L (1, 5)		0-0 G4-3		3-1 G4-3	1-0 F5		0-2 FC4-6 1-2			4	0	0	1	0	0	3											
Brian Buchanan, R (1, 9)		2-2 FC4-6 1B		2-3 3-H 2-2		3-3 K		1-0 G5-3		2	0	2	1	0	0	0											
Jacque Jones, L (6, PH)				0-1 F8		1-2 F9		0-0 1B		1	0	0	0	0	1	1											
Bobby Kielty, S (9, PH)		1-2 FC4-6 CS		3-H 0-1				0-0 1B		1	0	0	0	0	0	0											
Tom Prince, R (1, 2)		1-2 FC4-6 CS		4-2 G4-6-3 BB	1-2 2B			3-3 K		4	0	1	0	0	0	2											
Denny Hocking, S (1, 6)		2-2 CS						0-0 1B		3	0	2	0	1	1	0											
Inning Stats	R: 0 E: 0 K: 1 S: 8	H: 2 LOB: 2 BB: 1 P: 13	R: 0 E: 0 K: 0 S: 9	H: 1 LOB: 0 BB: 0 P: 14	R: 0 E: 0 K: 0 S: 8	H: 0 LOB: 0 BB: 1 P: 14	R: 2 E: 0 K: 0 S: 13	H: 3 LOB: 1 BB: 0 P: 25	R: 0 E: 0 K: 1 S: 14	H: 1 LOB: 2 BB: 1 P: 25	R: 0 E: 0 K: 1 S: 12	H: 1 LOB: 1 BB: 0 P: 16	R: 0 E: 0 K: 1 S: 9	H: 1 LOB: 1 BB: 0 P: 11	R: 0 E: 0 K: 1 S: 9	H: 2 LOB: 2 BB: 0 P: 14	1B: 9 2B: 2 3B: 0 HR: 0	SF: 0 SAC: 0 DP: 2 HBP: 0	WP: 0 PB: 0 SB: 1 CS: 2	PA: 39							
PITCHER	IP	WLS	BF	H	R	ER	SO	BB	IBB	HBP	BLK	WP	HR	S	P	ERA	WHIP										
Chuck Finley, L ERA: 6.28	5.0	W	22	7	2	2	2	3	0	0	0	0	0	52	91	3.60	2.000										
David Riske, R ERA: 0.54	2.0		7	1	0	0	2	1	0	0	0	0	0	16	28	0.00	1.000										
Ricardo Rincon, L ERA: 3.29	1.1		5	1	0	0	1	0	0	0	0	0	0	10	13	0.00	0.750										
Dave Burba, R ERA: 6.47	0.2		4	2	0	0	1	0	0	0	0	0	0	8	12	0.00	3.000										

Batter	1	2	3	4	5	6	7	8	9	AB	R	H	RBI	BB	SO	LOB	BOTTOM										
Kenny Lofton, L OBP: 0.324, SLG: 0.381	2-0 WP 1B	1-0 1-H 2-H HR		3-2 G1-6-3 2B		0-1 F7	0-0			5	1	4	4	0	0	0	Minnesota Twins @ Cleveland Indians Jacobs Field, Cleveland, OH Wed Aug 15 2001, 7:05 PM EDT Att: 41,602 - Cloudy - 75 F										
Omar Vizquel, S OBP: 0.343, SLG: 0.359	2-2 F7	1-1 G3		0-2 G1-6-3		1-1 F7	3-2 G4-3			5	0	0	0	0	0	4											
Roberto Alomar, S OBP: 0.424, SLG: 0.555	3-2 P4		1-1 HR 3B	0-3 K	0-3 K		0-0 1B		1-1 F8	5	1	2	0	0	1	2											
Juan Gonzalez, R OBP: 0.394, SLG: 0.628	4-2 BB		0-3 K	3-1 F8		1-2 G5-3		2-0 G4-3 2B		4	0	1	0	1	1	3											
Jim Thome, L OBP: 0.435, SLG: 0.678	0-3 K		3-2 HR		0-0 BB SF8 1B		0-2 G4-3	1-2 G4-3		5	2	2	2	0	1	3											
Ellis Burks, R OBP: 0.361, SLG: 0.556		4-2 WP HR BB		2-2 E 1B		1-1 BB 1B	4-1 1B	2-1 L5		3	2	2	0	2	0	1											
Marty Cordova, R OBP: 0.365, SLG: 0.536		2-1 P4	1-1 L5		4-1 BB 1B		1-1 F8			3	0	0	0	1	0	3											
Jolbert Cabrera, R OBP: 0.326, SLG: 0.377		1-2 P4		1-2 2-3 BB		1-2 2-3 BB				0	0	0	0	0	0	0											
Travis Fryman, R OBP: 0.338, SLG: 0.351		3-0 P4	3-2 E7 1B		2-2 SF8		0-1 1B 1B			3	1	2	1	0	0	1											
Einar Diaz, R OBP: 0.357, SLG: 0.417		4-1 HR BB	1-2 G5-3		3-H 0-1 G4-6-3		3-2 1B 1B			3	1	1	1	1	0	4											
Inning Stats	R: 0 E: 0 K: 1 S: 18	H: 1 LOB: 2 BB: 1 P: 29	R: 3 E: 0 K: 0 S: 10	H: 1 LOB: 2 BB: 2 P: 25	R: 2 E: 1 K: 1 S: 23	H: 4 LOB: 0 BB: 0 P: 34	R: 0 E: 0 K: 1 S: 11	H: 1 LOB: 1 BB: 0 P: 17	R: 1 E: 0 K: 0 S: 9	H: 2 LOB: 1 BB: 1 P: 16	R: 0 E: 0 K: 0 S: 8	H: 1 LOB: 0 BB: 0 P: 10	R: 2 E: 0 K: 0 S: 17	H: 3 LOB: 2 BB: 1 P: 28	R: 0 E: 0 K: 0 S: 8	H: 1 LOB: 1 BB: 0 P: 14	1B: 9 2B: 2 3B: 1 HR: 2	SF: 1 SAC: 0 DP: 1 HBP: 0	WP: 2 PB: 0 SB: 0 CS: 0	PA: 42							
PITCHER	IP	WLS	BF	H	R	ER	SO	BB	IBB	HBP	BLK	WP	HR	S	P	ERA	WHIP										
Joe Mays, R ERA: 3.52	3.0	L	18	6	5	5	2	3	0	0	0	0	0	36	56	15.00	3.000										
Travis Miller, L ERA: 4.53	3.2		17	5	3	3	1	2	0	0	0	0	0	36	56	7.36	1.909										
Hector Carrasco, R ERA: 5.07	1.1		7	3	0	0	0	0	0	0	0	0	0	17	29	0.00	2.250										



Batter	1	2	3	4	5	6	7	8	9	AB	R	H	RBI	BB	SO	LOB	TOP				
Luis Rivas, R OBP: 0.302, SLG: 0.344 (1, 4)	G5-3		SH2-3		G1-6-3			P5		3	0	0	0	0	0	0	Minnesota Twins @ Cleveland Indians Jacobs Field, Cleveland, OH Thu Aug 16 2001, 7:05 PM EDT Att: 40,672 - Cloudy - 75 F				
Denny Hocking, S OBP: 0.305, SLG: 0.320 (1, 6)	BLK 1B		K			F7		G1-3		4	0	1	0	0	1	1					
Doug Mientkiewicz, L OBP: 0.393, SLG: 0.597 (1, 3)	F7		CS	G4-3		FC6-4 1B		F5		4	0	1	0	0	0	1					
Corey Koskie, L OBP: 0.367, SLG: 0.485 (1, 5)	K			1B BB		FC6-4 1-2		K		3	1	0	0	1	2	2					
David Ortiz, L OBP: 0.365, SLG: 0.552 (1, 10)		G5-3		1B		2-6	K		K	4	0	1	0	0	2	0					
Torii Hunter, R OBP: 0.294, SLG: 0.473 (1, 8)		G3 1B		1B			G4-3 1B			3	0	3	1	0	0	0					
Jacque Jones, L OBP: 0.326, SLG: 0.404 (1, 7)		G3		K			G4-3			3	0	0	0	0	1	3					
John Barnes, R (1, 9)		K2-3				G6-3		G6-3		3	0	0	0	0	1	2					
A.J. Pierzynski, L OBP: 0.310, SLG: 0.410 (1, 2)			CS SH2-3 1B		F7		G4-3			3	0	1	0	0	0	0					
Inning Stats	R: 0 H: 1 E: 0 K: 1 S: 11	H: 1 LOB: 1 BB: 0 P: 13	R: 0 H: 1 E: 0 K: 1 S: 13	H: 1 LOB: 1 BB: 0 P: 21	R: 0 H: 1 E: 0 K: 1 S: 8	H: 1 LOB: 0 BB: 0 P: 12	R: 1 H: 2 E: 0 K: 1 S: 14	H: 2 LOB: 1 BB: 1 P: 26	R: 0 H: 0 E: 0 K: 0 S: 7	H: 1 LOB: 0 BB: 0 P: 8	R: 0 H: 1 E: 0 K: 1 S: 10	H: 1 LOB: 1 BB: 0 P: 18	R: 0 H: 0 E: 0 K: 2 S: 9	H: 0 LOB: 0 BB: 0 P: 14	R: 0 H: 0 E: 0 K: 2 S: 11	H: 0 LOB: 0 BB: 0 P: 15	1B: 7 2B: 0 3B: 0 HR: 0	SF: 0 SAC: 1 DP: 0 HBP: 0	WP: 0 PB: 0 SB: 0 CS: 1	PA: 33	
PITCHER	IP	WLS	BF	H	R	ER	SO	BB	IBB	HBP	BLK	WP	HR	S	P	ERA	WHIP				
Steve Woodard, R ERA: 4.23 (1, 1)	7.0	W	27	7	1	1	5	1	0	0	1	0	0	71	107	1.29	1.143				
Danys Baez, R ERA: 2.2 (8, 1)	1.0		3	0	0	0	0	0	0	0	0	0	0	9	14	0.00	0.000				
Ricardo Rincon, L ERA: 3.2 (9, 1)	1.0		3	0	0	0	2	0	0	0	0	0	0	11	15	0.00	0.000				

Batter	1	2	3	4	5	6	7	8	9	AB	R	H	RBI	BB	SO	LOB	BOTTOM				
Kenny Lofton, L OBP: 0.324, SLG: 0.383 (1, 8)	1B 2B		L4			G5-3	G6-3			4	1	1	0	0	0	1	Minnesota Twins @ Cleveland Indians Jacobs Field, Cleveland, OH Thu Aug 16 2001, 7:05 PM EDT Att: 40,672 - Cloudy - 75 F				
Omar Vizquel, S OBP: 0.342, SLG: 0.358 (1, 6)	1B			F9		G1-3		K		4	0	1	1	0	1	0					
Roberto Alomar, S OBP: 0.422, SLG: 0.559 (1, 4)	2H 1B			F8		HR		K		4	1	1	1	0	1	0					
Juan Gonzalez, R OBP: 0.395, SLG: 0.626 (1, 9)	K			HR BB		HR 1B		K		3	2	1	0	1	2	0					
Jim Thome, L OBP: 0.436, SLG: 0.693 (1, 3)		K		HR		HR		K		3	2	2	4	0	1	0					
Ellis Burks, R OBP: 0.356, SLG: 0.551 (1, 10)		F9		K		G5-3				3	0	0	0	0	1	0					
Marty Cordova, R OBP: 0.367, SLG: 0.539 Jolbert Cabrera, R OBP: 0.326, SLG: 0.377 (8, 7)	F7				L6-3 BB		2B			2	0	1	0	1	0	0					
Travis Fryman, R OBP: 0.333, SLG: 0.346 (1, 5)			G6-3		K		G5-3			3	0	0	0	0	1	2					
Einar Diaz, R OBP: 0.354, SLG: 0.413 (1, 2)			F9		L6-3		F8			3	0	0	0	0	2	0					
Inning Stats	R: 1 H: 2 E: 0 K: 1 S: 12	H: 2 LOB: 0 BB: 0 P: 21	R: 0 H: 0 E: 0 K: 1 S: 7	H: 0 LOB: 0 BB: 0 P: 11	R: 0 H: 0 E: 0 K: 0 S: 7	H: 0 LOB: 0 BB: 0 P: 9	R: 2 H: 1 E: 0 K: 1 S: 15	H: 1 LOB: 1 BB: 1 P: 25	R: 0 H: 0 E: 0 K: 1 S: 7	H: 0 LOB: 0 BB: 1 P: 13	R: 3 H: 3 E: 0 K: 0 S: 16	H: 3 LOB: 0 BB: 0 P: 23	R: 0 H: 1 E: 0 K: 0 S: 8	H: 1 LOB: 1 BB: 0 P: 11	R: 0 H: 0 E: 0 K: 3 S: 9	H: 0 LOB: 0 BB: 0 P: 10	1B: 2 2B: 3 3B: 0 HR: 3	SF: 0 SAC: 0 DP: 1 HBP: 0	WP: 0 PB: 0 SB: 0 CS: 0	PA: 31	
PITCHER	IP	WLS	BF	H	R	ER	SO	BB	IBB	HBP	BLK	WP	HR	S	P	ERA	WHIP				
Adam Johnson, R ERA: 7.2 (1, 1)	5.2	L	23	6	6	6	4	2	0	0	0	0	0	3	62	9.53	1.412				
Jack Cressend, R ERA: 2.42 (6, 1)	2.1		8	1	0	0	3	0	0	0	0	0	0	19	23	0.00	0.429				

AB	30
R	1
H	7
RBI	1
BB	1
SO	7
LOB	9

AB	29
R	6
H	7
RBI	6
BB	2
SO	7
LOB	5



Batter	1	2	3	4	5	6	7	8	9	AB	R	H	RBI	BB	SO	LOB	TOP				
David Eckstein, R (1, 6) OBP: 0.359, SLG: 0.362	P4		F8			S BB		F9		3	0	0	0	1	0	0					
Darin Erstad, L (1, 8) OBP: 0.336, SLG: 0.368	F7		F8			F8			P4	4	0	0	0	0	0	1					
Troy Glaus, R (1, 5) OBP: 0.354, SLG: 0.521	F7			K		K			K	4	0	0	0	0	3	1					
16 Garret Anderson, L (1, 7) OBP: 0.300, SLG: 0.458		S HR 1B		K			CS BB		F9	3	1	1	0	1	1	0					
Scott Spiezio, S (1, 3) OBP: 0.345, SLG: 0.461		K		P6			P4			3	0	0	0	0	1	2					
Tim Salmon, R (1, 9) OBP: 0.371, SLG: 0.380		HR			F7		1B			3	1	2	2	0	0	0					
Bengie Molina, R (1, 2) OBP: 0.303, SLG: 0.319		K		L9			L7			3	0	0	0	0	1	1					
Shawn Wooten, R (1, 10) Otiendo Palmeiro, L (8, PH) OBP: 0.332, SLG: 0.475 OBP: 0.325, SLG: 0.339			F8		G1-3			P6		2	0	0	0	0	0	0					
Benji Gil, R (1, 4) Adam Kennedy, L (8, PH) OBP: 0.342, SLG: 0.532 OBP: 0.347, SLG: 0.404				K		L7		P6		2	0	0	0	0	1	0					
										1	0	0	0	0	0	0					
Inning Stats	R: 0 E: 0 K: 0 S: 10	H: 0 LOB: 0 BB: 0 P: 16	R: 2 E: 0 K: 2 S: 19	H: 2 LOB: 0 BB: 0 P: 29	R: 0 E: 0 K: 1 S: 7	H: 0 LOB: 0 BB: 0 P: 10	R: 0 E: 0 K: 2 S: 9	H: 0 LOB: 0 BB: 0 P: 14	R: 0 E: 0 K: 0 S: 7	H: 0 LOB: 1 BB: 1 P: 8	R: 0 E: 0 K: 0 S: 5	H: 1 LOB: 1 BB: 1 P: 13	R: 0 E: 0 K: 0 S: 6	H: 0 LOB: 0 BB: 0 P: 8	R: 0 E: 0 K: 1 S: 8	H: 0 LOB: 0 BB: 0 P: 12	1B: 2 2B: 0 3B: 0 HR: 1	SF: 0 SAC: 0 DP: 0 HBP: 0	WP: 0 PB: 0 SB: 2 CS: 1	PA: 31	
PITCHER	IP	WLS	BF	H	R	ER	SO	BB	IBB	HBP	BLK	WP	HR	S	P	ERA	WHIP				
CC Sabathia, L (1, 1) ERA: 4.33	6.2	W	24	3	2	2	6	2	0	0	0	0	1	67	107	2.70	0.750				
Danys Baez, R (7, 1) ERA: 2.1	1.1	H	4	0	0	0	0	0	0	0	0	0	0	7	11	0.00	0.000				
Bob Wickman, R (9, 1) ERA: 3.04	1.0	S	3	0	0	0	1	0	0	0	0	0	0	8	12	0.00	0.000				

Anaheim Angels @ Cleveland Indians
 Jacobs Field, Cleveland, OH
 Sat Aug 18 2001, 1:15 PM EDT
 Att: 42,610 - Cloudy - 73 F

livebaseballscores.com

AB 29
 R 2
 H 3
 RBI 2
 BB 2
 SO 7
 LOB 5



Batter	1	2	3	4	5	6	7	8	9	AB	R	H	RBI	BB	SO	LOB	BOTTOM				
Kenny Lofton, L (1, 8) OBP: 0.322, SLG: 0.377	K		FC4-6 G3 1B	K			BB			3	1	0	0	1	2	2					
Omar Vizquel, S (1, 6) OBP: 0.339, SLG: 0.352	G1-3		G3		F7		F8			4	0	0	0	0	0	2					
Roberto Alomar, S (1, 4) OBP: 0.426, SLG: 0.559	HR BB		1B BB		1B		L4			2	2	1	0	2	0	1					
Juan Gonzalez, R (1, 9) OBP: 0.395, SLG: 0.632	HR		1B		1B		P4			4	1	3	3	0	0	0					
Ellis Burks, R (1, 10) Russell Bryanan, L (8, PR) OBP: 0.359, SLG: 0.550 OBP: 0.318, SLG: 0.484	K		1B		G6-3		G5-3 1B			4	0	2	1	0	1	1					
Marty Cordova, R (1, 7) Jolbert Cabrera, R (8, 7) OBP: 0.380, SLG: 0.527 OBP: 0.324, SLG: 0.374		G4-3	K			F7	G5-3		G5-3	3	0	0	0	0	1	2					
Travis Fryman, R (1, 5) OBP: 0.328, SLG: 0.339		G5-3			G6-3		G5-3		K	4	0	0	0	0	1	1					
Wil Cordero, R (1, 3) OBP: 0.329, SLG: 0.368		G5-3		K		L5				3	0	0	0	0	1	0					
Eddie Taubensee, L (1, 2) Einar Diaz, R (8, 2) OBP: 0.288, SLG: 0.347 OBP: 0.352, SLG: 0.410			FC4-6 BB				F8			1	0	0	0	2	0	0					
										0	0	0	0	0	0	0					
Inning Stats	R: 2 E: 0 K: 2 S: 12	H: 1 LOB: 1 BB: 1 P: 23	R: 0 E: 0 K: 0 S: 8	H: 0 LOB: 0 BB: 0 P: 13	R: 2 E: 0 K: 1 S: 18	H: 2 LOB: 2 BB: 2 P: 30	R: 0 E: 0 K: 2 S: 9	H: 0 LOB: 1 BB: 1 P: 17	R: 0 E: 0 K: 0 S: 5	H: 0 LOB: 0 BB: 0 P: 5	R: 0 E: 0 K: 0 S: 6	H: 0 LOB: 1 BB: 1 P: 12	R: 0 E: 0 K: 1 S: 11	H: 1 LOB: 1 BB: 0 P: 12	1B: 5 2B: 0 3B: 0 HR: 1	SF: 0 SAC: 0 DP: 0 HBP: 0	WP: 0 PB: 0 SB: 0 CS: 0	PA: 34			
PITCHER	IP	WLS	BF	H	R	ER	SO	BB	IBB	HBP	BLK	WP	HR	S	P	ERA	WHIP				
Pat Rapp, R (1, 1) ERA: 4.47	6.1	L	27	5	4	4	4	4	0	0	0	0	1	61	99	5.68	1.421				
Mike Holtz, L (7, 1) ERA: 4.52	0.2		3	0	0	0	0	1	0	0	0	0	0	5	10	0.00	1.500				
Ben Weber, R (8, 1) ERA: 2.75	1.0		4	1	0	0	1	0	0	0	0	0	0	11	12	0.00	1.000				

Anaheim Angels @ Cleveland Indians
 Jacobs Field, Cleveland, OH
 Sat Aug 18 2001, 1:15 PM EDT
 Att: 42,610 - Cloudy - 73 F

livebaseballscores.com

AB 29
 R 4
 H 6
 RBI 4
 BB 5
 SO 6
 LOB 10



Batter	1	2	3	4	5	6	7	8	9	AB	R	H	RBI	BB	SO	LOB	TOP																					
David Eckstein, R (1, 6) OBP: 0.356, SLG: 0.359			L6		G5-3		G3			4	0	0	0	0	1	2																						
Darin Erstad, L (1, 8) OBP: 0.336, SLG: 0.367	G6-3					HR		G1-3		4	1	1	0	0	1	0																						
Troy Glaus, R (1, 5) OBP: 0.355, SLG: 0.526				F7		HR			BB	3	1	1	2	1	1	0																						
16 Garret Anderson, L (1, 7) OBP: 0.299, SLG: 0.459		F8		HR		G4-3			K	4	1	1	0	0	1	1																						
Scott Spiezio, S (1, 3) OBP: 0.344, SLG: 0.467		F8		HR		P4			F7	4	1	1	2	0	0	1																						
Tim Salmon, R (1, 9) OBP: 0.370, SLG: 0.379				HR		G5-3			K	4	0	1	0	0	2	0																						
Adam Kennedy, L (1, 4) OBP: 0.350, SLG: 0.409									HBP	3	0	2	0	0	1	0																						
Bengie Molina, R (1, 2) OBP: 0.298, SLG: 0.314									K	4	0	0	0	0	2	4																						
Orlando Palmeiro, L (1, 10) OBP: 0.325, SLG: 0.335									G5-3	2	0	0	0	1	0	1																						
Shawn Wooten, R (9, PH) OBP: 0.330, SLG: 0.473										1	0	0	0	0	0	1																						
Inning Stats	R: 0 H: 0 E: 0 K: 2 S: 14	H: 0 LOB: 0 BB: 0 P: 19	R: 0 H: 2 E: 0 K: 1 S: 12	LOB: 2 BB: 0 P: 20	R: 0 H: 0 E: 0 K: 1 S: 5	LOB: 0 BB: 1 P: 10	R: 2 H: 2 E: 0 K: 2 S: 13	H: 2 LOB: 0 BB: 0 P: 22	R: 0 H: 0 E: 0 K: 0 S: 9	H: 2 LOB: 0 BB: 0 P: 13	R: 2 H: 2 E: 0 K: 0 S: 9	H: 2 LOB: 1 BB: 0 P: 14	R: 0 H: 1 E: 0 K: 0 S: 7	H: 1 LOB: 1 BB: 0 P: 9	R: 0 H: 0 E: 0 K: 1 S: 8	H: 0 LOB: 1 BB: 1 P: 14	R: 0 H: 0 E: 0 K: 2 S: 10	H: 0 LOB: 1 BB: 0 P: 13	1B: 3 2B: 3 3B: 0 HR: 2	SF: 0 SAC: 0 DP: 1 HBP: 1	WP: 0 PA: 36 PB: 0 SB: 0 CS: 0																	
PITCHER	IP	WLS	BF	H	R	ER	SO	BB	IBB	HBP	BLK	WP	HR	S	P	ERA	WHIP	PITCHER				IP	WLS	BF	H	R	ER	SO	BB	IBB	HBP	BLK	WP	HR	S	P	ERA	WHIP
Bartolo Colon, R (1, 1) ERA: 4.18	7.0	L	28	7	4	4	6	1	0	0	0	0	2	69	107	5.14	1.143																					
Rich Rodriguez, L (8, 1) ERA: 4.05	1.0		4	0	0	0	1	1	0	0	0	0	0	8	14	0.00	1.000																					
John Rocker, L (9, 1) ERA: 4.02	1.0		4	0	0	0	2	0	0	1	0	0	0	10	13	0.00	0.000																					

Anaheim Angels @ Cleveland Indians
 Jacobs Field, Cleveland, OH
 Sun Aug 19 2001, 1:05 PM EDT
 Att: 42,510 - Cloudy - 74 F

AB	33
R	4
H	7
RBI	4
BB	2
SO	9
LOB	10



Batter	1	2	3	4	5	6	7	8	9	AB	R	H	RBI	BB	SO	LOB	BOTTOM																					
Kenny Lofton, L (1, 8) OBP: 0.321, SLG: 0.383						F9			HR	4	1	1	1	0	2	1																						
Jolbert Cabrera, R (1, 6) OBP: 0.324, SLG: 0.373										3	0	1	0	0	0	0																						
Omar Vizquel, S (9, PH) OBP: 0.338, SLG: 0.352										1	0	0	0	0	0	0																						
Roberto Alomar, S (1, 4) OBP: 0.423, SLG: 0.554										4	0	0	0	0	2	1																						
Juan Gonzalez, R (1, 9) OBP: 0.394, SLG: 0.628										4	0	1	0	0	0	0																						
Ellis Burks, R (1, 10) OBP: 0.355, SLG: 0.544										4	0	0	0	0	1	1																						
Jim Thome, L (1, 3) OBP: 0.432, SLG: 0.683										3	0	0	0	0	3	0																						
Marty Cordova, R (1, 7) OBP: 0.360, SLG: 0.526										3	0	1	0	0	0	0																						
Travis Fryman, R (1, 5) OBP: 0.328, SLG: 0.339										3	0	1	0	0	0	1																						
Einar Diaz, R (1, 2) OBP: 0.349, SLG: 0.407										3	0	0	0	0	0	1																						
Inning Stats	R: 0 H: 0 E: 0 K: 1 S: 8	H: 0 LOB: 0 BB: 0 P: 11	R: 0 H: 0 E: 0 K: 2 S: 11	LOB: 0 BB: 0 P: 17	R: 0 H: 1 E: 0 K: 1 S: 11	LOB: 1 BB: 0 P: 16	R: 0 H: 0 E: 0 K: 1 S: 6	H: 0 LOB: 0 BB: 0 P: 8	R: 0 H: 1 E: 0 K: 0 S: 10	LOB: 1 BB: 0 P: 13	R: 0 H: 1 E: 0 K: 1 S: 6	H: 0 LOB: 0 BB: 0 P: 10	R: 0 H: 0 E: 0 K: 0 S: 7	H: 0 LOB: 0 BB: 0 P: 10	R: 1 H: 2 E: 0 K: 1 S: 13	H: 2 LOB: 1 BB: 0 P: 21	1B: 4 2B: 0 3B: 0 HR: 1	SF: 0 SAC: 0 DP: 0 HBP: 0	WP: 0 PA: 32 PB: 0 SB: 0 CS: 0																			
PITCHER	IP	WLS	BF	H	R	ER	SO	BB	IBB	HBP	BLK	WP	HR	S	P	ERA	WHIP	PITCHER				IP	WLS	BF	H	R	ER	SO	BB	IBB	HBP	BLK	WP	HR	S	P	ERA	WHIP
Jarrod Washburn, L (1, 1) ERA: 3.53	8.0	W	28	4	1	1	7	0	0	0	0	0	1	72	105	1.12	0.500																					
Troy Percival, R (9, 1) ERA: 2.61	1.0	S	4	1	0	0	1	0	0	0	0	0	0	8	13	0.00	1.000																					

Anaheim Angels @ Cleveland Indians
 Jacobs Field, Cleveland, OH
 Sun Aug 19 2001, 1:05 PM EDT
 Att: 42,510 - Cloudy - 74 F

AB	32
R	1
H	5
RBI	1
BB	0
SO	8
LOB	5



Batter	1	2	3	4	5	6	7	8	9	AB	R	H	RBI	BB	SO	LOB	TOP					
Jolbert Cabrera, R OBP: 0.318, SLG: 0.367 (1, 8)										4	0	0	0	0	2	1						
Omar Vizquel, S OBP: 0.340, SLG: 0.353 (1, 6)										4	0	2	0	0	1	0						
Roberto Alomar, S OBP: 0.421, SLG: 0.550 Marty Cordova, R OBP: 0.359, SLG: 0.524 (1, 4) (8, 8)										3	0	0	0	0	1	1						
Juan Gonzalez, R OBP: 0.391, SLG: 0.624 Russell Branyan, L OBP: 0.320, SLG: 0.484 (1, 9) (8, 9)										3	0	0	0	0	0	1						
Ellis Burks, R OBP: 0.352, SLG: 0.537 (1, 10)										4	0	0	0	0	1	2						
Jim Thome, L OBP: 0.431, SLG: 0.678 (1, 3)										3	0	0	0	1	1	2						
Wil Cordero, R OBP: 0.325, SLG: 0.364 (1, 7)										3	0	0	0	0	3	1						
Travis Fryman, R OBP: 0.332, SLG: 0.344 (1, 5)										3	0	2	0	0	0	0						
Einar Diaz, R OBP: 0.346, SLG: 0.403 Eddie Taubensee, L OBP: 0.288, SLG: 0.347 (1, 2) (8, 2)										3	0	0	0	0	1	3						
Inning Stats	R: 0 E: 0 K: 1 S: 9	H: 1 LOB: 1 BB: 0 P: 13	R: 0 E: 0 K: 1 S: 10	H: 1 LOB: 2 BB: 1 P: 20	R: 0 E: 0 K: 2 S: 9	H: 0 LOB: 0 BB: 0 P: 12	R: 0 E: 0 K: 1 S: 6	H: 0 LOB: 0 BB: 0 P: 9	R: 0 E: 0 K: 2 S: 10	H: 0 LOB: 0 BB: 0 P: 11	R: 0 E: 0 K: 0 S: 7	H: 0 LOB: 0 BB: 0 P: 10	R: 0 E: 0 K: 0 S: 6	H: 0 LOB: 0 BB: 0 P: 11	R: 0 E: 0 K: 12 S: 12	H: 1 LOB: 1 BB: 0 P: 15	R: 0 E: 0 K: 2 S: 9	H: 1 LOB: 2 BB: 1 P: 18	1B: 4 2B: 0 3B: 0 HR: 0	SF: 0 SAC: 0 DP: 0 HBP: 0	WP: 0 PB: 0 SB: 0 CS: 0	PA: 33
PITCHER Barry Zito, L ERA: 4.05 (1, 1)	IP: 9.0 WLS: W BF: 33	H: 4 R: 0 ER: 0 SO: 11	BB: 2 IBB: 0 HBP: 0 BLK: 0	WP: 0 HR: 0 S: 78 P: 119	ERA: 0.00 WHIP: 0.667																	

Cleveland Indians @ Oakland Athletics
Network Associates Coliseum, Oakland, CA
Mon Aug 20 2001, 10:05 PM EDT
Att: 18,133 - Overcast - 53 F

AB	31
R	0
H	4
RBI	0
BB	2
SO	11
LOB	12



Batter	1	2	3	4	5	6	7	8	9	AB	R	H	RBI	BB	SO	LOB	BOTTOM			
Johnny Damon, L OBP: 0.323, SLG: 0.368 (1, 8)										5	0	0	0	0	1	6				
Frank Menechino, R OBP: 0.373, SLG: 0.390 (1, 4)										5	0	0	0	0	2	0				
Jason Giambi, L OBP: 0.462, SLG: 0.631 (1, 3)										4	3	2	0	1	1	0				
Jermaine Dye, R OBP: 0.342, SLG: 0.451 (1, 9)										5	1	2	2	0	0	1				
Terrence Long, L OBP: 0.330, SLG: 0.414 (1, 7)										2	2	2	1	2	0	0				
Miguel Tejada, R OBP: 0.318, SLG: 0.469 (1, 6)										4	3	2	0	0	0	3				
Olmedo Saenz, R OBP: 0.302, SLG: 0.394 3 Eric Chavez, L OBP: 0.316, SLG: 0.479 (1, 5) (6, PH) (7, 5)										2	0	1	3	0	0	1				
Ron Gant, R OBP: 0.331, SLG: 0.442 Jeremy Giambi, L OBP: 0.389, SLG: 0.462 F.P. Santangelo, S OBP: 0.200, SLG: 0.136 (1, 10) (6, PH) (7, PH)										2	0	0	0	0	0	1				
Ramon Hernandez, R OBP: 0.324, SLG: 0.379 (1, 2)										3	0	2	2	0	0	0				
Inning Stats	R: 0 E: 0 K: 2 S: 8	H: 0 LOB: 0 BB: 0 P: 10	R: 0 E: 1 K: 0 S: 7	H: 0 LOB: 1 BB: 1 P: 17	R: 0 E: 0 K: 0 S: 7	H: 1 LOB: 0 BB: 0 P: 12	R: 3 E: 0 K: 1 S: 15	H: 3 LOB: 1 BB: 1 P: 30	R: 0 E: 0 K: 0 S: 8	H: 0 LOB: 0 BB: 0 P: 13	R: 2 E: 0 K: 0 S: 16	H: 3 LOB: 3 BB: 1 P: 30	R: 4 E: 0 K: 0 S: 21	H: 5 LOB: 2 BB: 1 P: 32	R: 0 E: 0 K: 1 S: 6	H: 0 LOB: 0 BB: 0 P: 10	1B: 9 2B: 2 3B: 1 HR: 1	SF: 0 SAC: 0 DP: 1 HBP: 1	WP: 0 PB: 0 SB: 0 CS: 0	PA: 40
PITCHER Chuck Finley, L ERA: 6.44 David Riske, R ERA: 1.5 Rich Rodriguez, L ERA: 4.55 Ricardo Rincon, L ERA: 3.12 (1, 1) (6, 1) (7, 1) (8, 1)	IP: 5.0 WLS: L BF: 23	H: 7 R: 5 ER: 5 SO: 3	BB: 2 IBB: 0 HBP: 0 BLK: 0	WP: 0 HR: 0 S: 49 P: 89	ERA: 9.00 WHIP: 1.800															

Cleveland Indians @ Oakland Athletics
Network Associates Coliseum, Oakland, CA
Mon Aug 20 2001, 10:05 PM EDT
Att: 18,133 - Overcast - 53 F

AB	35
R	9
H	12
RBI	9
BB	4
SO	4
LOB	16



Batter	1	2	3	4	5	6	7	8	9	AB	R	H	RBI	BB	SO	LOB	TOP								
Kenny Lofton, L OBP: 0.322, SLG: 0.383 (1, 8)										3	0	1	0	0	0	2	Cleveland Indians @ Oakland Athletics Network Associates Coliseum, Oakland, CA Tue Aug 21 2001, 10:05 PM EDT Att: 19,343 - Sunny - 65 F								
Omar Vizquel, S OBP: 0.337, SLG: 0.350 (1, 6)										4	0	0	0	0	1	3									
Roberto Alomar, S OBP: 0.419, SLG: 0.546 (1, 4)										3	0	0	0	1	0	1									
Juan Gonzalez, R OBP: 0.392, SLG: 0.621 (1, 9)										3	0	1	1	1	0	0									
Jim Thome, L OBP: 0.427, SLG: 0.672 (1, 3)										4	0	0	0	0	1	5									
Marty Cordova, R OBP: 0.381, SLG: 0.528 Jolbert Cabrera, R OBP: 0.317, SLG: 0.365 (8, 7)										3	1	2	0	0	0	0									
Travis Fryman, R OBP: 0.335, SLG: 0.344 (1, 5)										3	0	1	1	1	1	1									
Russell Branyan, L OBP: 0.319, SLG: 0.479 (1, 10)										3	1	0	0	1	2	2									
Einar Diaz, R OBP: 0.347, SLG: 0.402 (1, 2)										1	0	0	0	0	0	1									
Inning Stats	R: 0 E: 0 K: 0 S: 10	H: 2 LOB: 2 BB: 0 P: 18	R: 0 E: 0 K: 1 S: 5	H: 1 LOB: 0 BB: 0 P: 8	R: 0 E: 0 K: 1 S: 8	H: 0 LOB: 0 BB: 0 P: 15	R: 0 E: 0 K: 0 S: 3	H: 0 LOB: 0 BB: 0 P: 5	R: 1 E: 0 K: 0 S: 12	H: 2 LOB: 1 BB: 0 P: 22	R: 0 E: 0 K: 1 S: 5	H: 0 LOB: 0 BB: 0 P: 7	R: 0 E: 0 K: 1 S: 6	H: 0 LOB: 0 BB: 0 P: 7	R: 1 E: 0 K: 0 S: 10	H: 0 LOB: 3 BB: 3 P: 25		R: 0 E: 0 K: 1 S: 11	H: 0 LOB: 0 BB: 1 P: 20	1B: 4 2B: 2 3B: 0 HR: 0	SF: 0 SAC: 2 DP: 1 HBP: 1	WP: 0 PB: 0 SB: 0 CS: 3	PA: 36		
PITCHER	IP	WLS	BF	H	R	ER	SO	BB	IBB	HBP	BLK	WP	HR	S	P	ERA	WHIP								
Cory Lidle, R ERA: 3.67 (1, 1)	7.2	L	31	5	2	2	4	2	1	1	0	0	0	57	105	2.35	0.913								
Mike Magnante, L ERA: 2.51 (8, 1)	0.1		1	0	0	0	0	0	0	0	0	0	0	2	2	0.00	0.000								
Luis Vizcaino, R ERA: 3.92 (9, 1)	1.0	S	3	0	0	0	1	1	0	0	0	0	0	11	20	0.00	1.000								

Batter	1	2	3	4	5	6	7	8	9	AB	R	H	RBI	BB	SO	LOB	BOTTOM								
Johnny Damon, L OBP: 0.322, SLG: 0.371 (1, 8)										4	1	1	0	0	1	2	Cleveland Indians @ Oakland Athletics Network Associates Coliseum, Oakland, CA Tue Aug 21 2001, 10:05 PM EDT Att: 19,343 - Sunny - 65 F								
Jeremy Giambi, L OBP: 0.385, SLG: 0.457 Olmedo Saenz, R OBP: 0.301, SLG: 0.392 (1, 10)										3	0	0	0	0	0	2									
Jason Giambi, L OBP: 0.460, SLG: 0.626 F.P. Santangelo, S OBP: 0.200, SLG: 0.136 (6, PR)										3	0	0	0	1	1	2									
Jermaine Dye, R OBP: 0.343, SLG: 0.452 (9, 4)										4	0	2	0	0	0	1									
Terrence Long, L OBP: 0.328, SLG: 0.411 (1, 7)										4	0	0	0	0	0	4									
Miguel Tejada, R OBP: 0.315, SLG: 0.465 (1, 6)										4	0	0	0	0	1	0									
3 Eric Chavez, L OBP: 0.318, SLG: 0.479 (9, 3)										4	0	2	0	0	0	0									
Ramon Hernandez, R OBP: 0.321, SLG: 0.376 (1, 2)										3	0	0	0	0	0	1									
Frank Menechino, R OBP: 0.373, SLG: 0.392 (9, 5)										3	0	1	0	0	0	2									
Inning Stats	R: 1 E: 0 K: 1 S: 16	H: 2 LOB: 1 BB: 0 P: 25	R: 0 E: 0 K: 0 S: 7	H: 0 LOB: 0 BB: 0 P: 9	R: 0 E: 0 K: 0 S: 10	H: 1 LOB: 1 BB: 0 P: 15	R: 0 E: 0 K: 0 S: 9	H: 0 LOB: 0 BB: 0 P: 12	R: 0 E: 1 K: 0 S: 8	H: 1 LOB: 1 BB: 0 P: 13	R: 0 E: 0 K: 0 S: 8	H: 1 LOB: 1 BB: 0 P: 13	R: 0 E: 0 K: 1 S: 10	H: 1 LOB: 2 BB: 1 P: 19	R: 0 E: 0 K: 1 S: 10	H: 0 LOB: 0 BB: 0 P: 14		1B: 4 2B: 1 3B: 1 HR: 0	SF: 0 SAC: 1 DP: 0 HBP: 0	WP: 1 PB: 0 SB: 0 CS: 0	PA: 35				
PITCHER	IP	WLS	BF	H	R	ER	SO	BB	IBB	HBP	BLK	WP	HR	S	P	ERA	WHIP								
Steve Woodard, R ERA: 3.95 (1, 1)	7.0	W	27	5	1	1	1	0	0	0	0	0	0	74	112	1.29	0.714								
John Rocker, L ERA: 3.95 (8, 1)	1.0	H	5	1	0	0	1	1	0	0	0	0	0	10	19	0.00	2.000								
Bob Wickman, R ERA: 2.98 (9, 1)	1.0	S	3	0	0	0	1	0	0	0	0	0	0	10	14	0.00	0.000								



Batter	1	2	3	4	5	6	7	8	9	10	11	AB	R	H	RBI	BB	SO	LOB	TOP							
Kenny Lofton, L OBP: 0.322, SLG: 0.380 (1, 8)	G5-3			F8		2B 2B		FC4-6 BB				3	1	0	0	2	1	0								
Omar Vizquel, S OBP: 0.338, SLG: 0.353 (1, 6)	F7			G6-3		2B		P6		1B		5	1	2	0	0	0	1								
Roberto Alomar, S OBP: 0.421, SLG: 0.548 (1, 4)	F7					2B		FC4-6 HR		1B		4	1	2	2	1	0	1								
Juan Gonzalez, R OBP: 0.390, SLG: 0.624 (1, 9)		P3				K				1B		5	1	1	2	0	2	4								
Jim Thome, L OBP: 0.425, SLG: 0.673 (1, 3)		F8						K				5	1	1	1	0	1	1								
Marty Cordova, R OBP: 0.359, SLG: 0.521 Jolbert Cabrera, R OBP: 0.317, SLG: 0.365 (1, 7)		F8										5	0	0	0	0	2	0								
Travis Fryman, R OBP: 0.336, SLG: 0.345 (1, 5)				P6								5	0	2	0	0	0	0								
Russell Branyan, L OBP: 0.317, SLG: 0.474 (1, 10)				P4								5	0	1	0	0	1	1								
Einar Diaz, R OBP: 0.343, SLG: 0.397 (1, 2)				K2-3								4	0	0	0	0	1	2								
Inning Stats	R: 0 E: 0 K: 0 S: 10	H: 0 LOB: 0 BB: 0 P: 13	R: 0 E: 0 K: 0 S: 9	H: 0 LOB: 0 BB: 0 P: 10	R: 0 E: 0 K: 1 S: 8	H: 0 LOB: 0 BB: 0 P: 10	R: 0 E: 0 K: 1 S: 11	H: 0 LOB: 1 BB: 1 P: 16	R: 0 E: 0 K: 0 S: 6	H: 1 LOB: 1 BB: 1 P: 11	R: 2 E: 0 K: 1 S: 14	H: 2 LOB: 1 BB: 1 P: 23	R: 0 E: 0 K: 0 S: 13	H: 2 LOB: 1 BB: 0 P: 21	R: 2 E: 0 K: 1 S: 12	H: 1 LOB: 0 BB: 1 P: 21	R: 0 E: 0 K: 2 S: 10	H: 0 LOB: 0 BB: 0 P: 14	R: 0 E: 0 K: 1 S: 12	H: 2 LOB: 2 BB: 0 P: 19	R: 1 E: 0 K: 1 S: 9	H: 1 LOB: 0 BB: 0 P: 13	1B: 5 2B: 2 3B: 0 HR: 2	SF: 0 SAC: 0 DP: 1 HBP: 0	WP: 0 PB: 0 SB: 2 CS: 0	PA: 44
PITCHER	IP: 5.2 WLS: 22 BF: 22 H: 5 R: 2 ER: 2 SO: 3 BB: 0 IBB: 0 HBP: 0 BLK: 0 WP: 0 HR: 0 S: 51 P: 81 ERA: 3.4 WHIP: 3.18	IP: 1.0 WLS: 4 BF: 4 H: 1 R: 1 ER: 1 SO: 1 BB: 0 IBB: 0 HBP: 0 BLK: 0 WP: 0 HR: 0 S: 21 P: 21 ERA: 4.15 WHIP: 9.00																								

Cleveland Indians @ Oakland Athletics
Network Associates Coliseum, Oakland, CA
Wed Aug 22 2001, 10:05 PM EDT
Att: 40,992 - Sunny - 69 F

AB	41
R	5
H	9
RBI	5
BB	3
SO	8
LOB	10



Batter	1	2	3	4	5	6	7	8	9	10	11	AB	R	H	RBI	BB	SO	LOB	BOTTOM					
Johnny Damon, L OBP: 0.325, SLG: 0.377 (1, 8)	F8 2B		G3-1		E 2B		G4-3	SH2-4				5	0	3	0	0	0	0						
Jeremy Giambi, L OBP: 0.362, SLG: 0.453 Olmedo Saenz, R OBP: 0.301, SLG: 0.391 (1, 10)			G4-3		K			F8		F3		3	0	0	0	0	2	2						
Jason Giambi, L OBP: 0.462, SLG: 0.628 F.P. Santangelo, S OBP: 0.200, SLG: 0.136 (1, 3)			F8		HR BB			G6-3				5	2	3	0	1	0	2						
Jermaine Dye, R OBP: 0.347, SLG: 0.458 (1, 9)	F9				K							4	1	2	2	2	1	3						
Terrence Long, L OBP: 0.330, SLG: 0.410 (1, 7)		G1-3	G4-3									4	0	1	1	2	0	1						
Miguel Tejada, R OBP: 0.372, SLG: 0.460 (1, 6)		G5-3			F9	F7		P4				6	0	0	0	0	1	9						
Eric Chavez, L OBP: 0.322, SLG: 0.480 (1, 5)				G3-1		K						4	0	2	0	2	1	0						
Greg Myers, L OBP: 0.308, SLG: 0.419 Ramon Hernandez, R OBP: 0.320, SLG: 0.374 (1, 2)						G6-3		K				2	0	0	0	2	1	3						
Frank Menechino, R OBP: 0.371, SLG: 0.368 (1, 4)					F3			G6-3				4	0	0	0	1	0	3						
Inning Stats	R: 0 E: 0 K: 1 S: 10	H: 1 LOB: 1 BB: 0 P: 14	R: 0 E: 0 K: 0 S: 13	H: 1 LOB: 2 BB: 1 P: 17	R: 2 E: 0 K: 0 S: 7	H: 1 LOB: 1 BB: 1 P: 16	R: 0 E: 0 K: 0 S: 9	H: 0 LOB: 1 BB: 1 P: 16	R: 0 E: 0 K: 1 S: 6	H: 0 LOB: 0 BB: 0 P: 8	R: 2 E: 0 K: 1 S: 14	H: 3 LOB: 3 BB: 2 P: 34	R: 0 E: 0 K: 0 S: 6	H: 0 LOB: 1 BB: 1 P: 12	R: 0 E: 0 K: 2 S: 10	H: 1 LOB: 2 BB: 1 P: 21	R: 0 E: 0 K: 0 S: 7	H: 1 LOB: 0 BB: 0 P: 8	R: 0 E: 0 K: 1 S: 17	H: 2 LOB: 3 BB: 2 P: 32	1B: 8 2B: 3 3B: 0 HR: 1	SF: 0 SAC: 1 DP: 1 HBP: 0	WP: 1 PB: 0 SB: 0 CS: 1	PA: 53
PITCHER	IP: 6.0 WLS: 27 BF: 27 H: 5 R: 3 ER: 2 SO: 4 BB: 3 IBB: 1 HBP: 0 BLK: 0 WP: 0 HR: 1 S: 58 P: 95 ERA: 6.17 WHIP: 3.00	IP: 1.0 WLS: 5 BF: 1 H: 1 R: 0 ER: 0 SO: 1 BB: 0 IBB: 0 HBP: 0 BLK: 0 WP: 0 HR: 0 S: 5 P: 5 ERA: 4.55 WHIP: 2.00																						

Cleveland Indians @ Oakland Athletics
Network Associates Coliseum, Oakland, CA
Wed Aug 22 2001, 10:05 PM EDT
Att: 40,992 - Sunny - 69 F


AB	42
R	4
H	12
RBI	3
BB	10
SO	8
LOB	30



Batter	1	2	3	4	5	6	7	8	9	AB	R	H	RBI	BB	SO	LOB	TOP				
Kenny Lofton, L OBP: 0.321, SLG: 0.378 (1, 8)	 1-3	 1-0		 2-1	 1-3			 1-1		5	2	1	1	0	2	1					
Omar Vizquel, S OBP: 0.340, SLG: 0.358 (1, 6)	 0-2	 3-2		 4-1		 1-1		 1-2		4	2	2	1	1	0	0					
Ellis Burks, R OBP: 0.355, SLG: 0.538 (1, 9)	 1-1	 0-0		 1-1		 0-1		 0-2		5	0	3	1	0	0	1					
Juan Gonzalez, R OBP: 0.393, SLG: 0.623 (1, 10)		 0-2	 0-1	 0-1		 3-3		 1-2		5	2	3	2	0	2	2					
Travis Fryman, R OBP: 0.337, SLG: 0.346 (1, 5)		 2-1	 0-0	 0-0		 0-0		 3-2		5	1	2	1	0	0	2					
Jim Thome, L OBP: 0.425, SLG: 0.669 (1, 3)		 4-2	 3-3	 0-0		 0-1		 3-3		4	0	1	0	1	2	1					
Wil Cordero, R OBP: 0.323, SLG: 0.364 Roberto Alomar, S OBP: 0.421, SLG: 0.548 (9, 4)		 1-0	 1-2	 1-3		 2-2		 1-2		5	1	1	1	0	1	4	AB 42				
Jolbert Cabrera, R OBP: 0.315, SLG: 0.362 (9, 7)		 2-1	 3-2		 0-0		 1-0		 1-3	5	1	1	1	0	1	3	R 9				
Einar Diaz, R OBP: 0.342, SLG: 0.395 (1, 2)		 1-2		 0-1	 0-1			 1-2		4	0	1	0	0	0	0	H 15				
Inning Stats	R: 0 E: 0 K: 1 S: 8	H: 0 LOB: 0 BB: 0 P: 10	R: 5 E: 1 K: 0 S: 18	H: 5 LOB: 1 BB: 1 P: 32	R: 0 E: 0 K: 1 S: 12	H: 2 LOB: 2 BB: 0 P: 19	R: 3 E: 0 K: 1 S: 15	H: 5 LOB: 2 BB: 1 P: 24	R: 0 E: 0 K: 1 S: 7	H: 0 LOB: 0 BB: 0 P: 8	R: 0 E: 0 K: 0 S: 6	H: 0 LOB: 0 BB: 0 P: 9	R: 1 E: 0 K: 1 S: 15	H: 2 LOB: 1 BB: 0 P: 19	R: 0 E: 1 K: 2 S: 15	H: 0 LOB: 0 BB: 0 P: 23	1B: 13 2B: 1 3B: 1 HR: 0	SF: 0 SAC: 0 DP: 0 HBP: 0	WP: 0 PB: 0 SB: 2 CS: 0	PA: 44	
PITCHER	IP	WLS	BF	H	R	ER	SO	BB	IBB	HBP	BLK	WP	HR	S	P	ERA	WHIP				
Mark Mulder, L ERA: 3.66 (1, 1)	3.2	L	22	10	8	8	2	2	0	0	0	0	0	47	77	19.64	3.273				
Gil Heredia, R ERA: 5.48 (4, 1)	4.0		16	4	1	1	3	0	0	0	0	0	0	36	49	2.25	1.000				
Chad Bradford, R ERA: 2.73 (8, 1)	1.1		6	1	0	0	3	0	0	0	0	0	0	21	30	0.00	0.750				

Cleveland Indians @ Oakland Athletics
Network Associates Coliseum, Oakland, CA
Thu Aug 23 2001, 3:35 PM EDT
Att: 22,281 - Cloudy - 68 F


AB 42
R 9
H 15
RBI 8
BB 2
SO 8
LOB 14



Batter	1	2	3	4	5	6	7	8	9	AB	R	H	RBI	BB	SO	LOB	BOTTOM					
Johnny Damon, L OBP: 0.324, SLG: 0.375 (1, 8)	 1-2		 0-0	 0-1		 1-1			 1-1	5	1	1	0	0	0	0						
Frank Menechino, R OBP: 0.372, SLG: 0.389 Greg Myers, L OBP: 0.306, SLG: 0.415 (9, PH)	 3-2		 2-2		 0-1		 1-2		 1-3	4	2	2	1	0	0	0						
Olmedo Saenz, R OBP: 0.304, SLG: 0.402 Jason Giambi, L OBP: 0.462, SLG: 0.627 (9, PH)	 2-3		 1-2	 3-2		 3-2		 3-2		3	1	1	1	1	1	1						
Jermaine Dye, R OBP: 0.350, SLG: 0.458 (1, 9)		 4-1	 0-0	 4-2		 4-2		 4-2		0	1	0	1	3	0	0						
Ron Gant, R OBP: 0.331, SLG: 0.438 Jeremy Giambi, L OBP: 0.381, SLG: 0.451 (7, PH)		 1-3	 3-3	 4-1		 2-2		 2-2		2	0	0	0	1	2	3						
Terrence Long, L OBP: 0.331, SLG: 0.409 (1, 7)		 4-2	 1-2	 1-1		 1-2		 1-2		3	1	1	2	1	0	3						
Miguel Tejada, R OBP: 0.311, SLG: 0.460 (1, 6)		 2-1	 1-0		 2-3			 1-1		4	0	1	2	0	1	4	AB 32					
Eric Chavez, L OBP: 0.320, SLG: 0.475 (1, 5)		 1-3		 2-2		 2-1		 0-1		4	0	0	0	0	1	1	R 7					
Ramon Hernandez, R OBP: 0.319, SLG: 0.375 (1, 2)			 1-1	 3-3		 1-1		 0-0		4	1	1	0	0	1	0	H 7					
Inning Stats	R: 0 E: 0 K: 1 S: 11	H: 0 LOB: 0 BB: 0 P: 17	R: 2 E: 0 K: 2 S: 11	H: 1 LOB: 2 BB: 2 P: 23	R: 3 E: 0 K: 1 S: 16	H: 4 LOB: 2 BB: 1 P: 27	R: 0 E: 0 K: 1 S: 10	H: 0 LOB: 0 BB: 0 P: 15	R: 1 E: 0 K: 0 S: 13	H: 1 LOB: 2 BB: 2 P: 27	R: 0 E: 0 K: 0 S: 6	H: 0 LOB: 0 BB: 0 P: 10	R: 1 E: 0 K: 0 S: 17	H: 1 LOB: 1 BB: 1 P: 28	R: 0 E: 0 K: 0 S: 5	H: 0 LOB: 0 BB: 0 P: 6	R: 0 E: 0 K: 1 S: 6	H: 0 LOB: 0 BB: 0 P: 8	1B: 4 2B: 2 3B: 0 HR: 1	SF: 1 SAC: 0 DP: 0 HBP: 0	WP: 0 PB: 0 SB: 1 CS: 1	PA: 39
PITCHER	IP	WLS	BF	H	R	ER	SO	BB	IBB	HBP	BLK	WP	HR	S	P	ERA	WHIP					
CC Sabathia, L ERA: 4.58 (3, 1)	2.1	W	10	1	1	1	2	2	0	0	0	0	0	24	44	3.86	1.286					
Charles Nagy, R ERA: 6.4 (6, 1)	1.0	H	3	0	0	0	0	0	0	0	0	0	0	6	10	0.00	0.000					
Danys Baez, R ERA: 2.32 (7, 1)	0.1	H	3	1	1	1	0	1	0	0	0	0	1	10	18	27.00	6.000					
Ricardo Rincon, L ERA: 3.4 (7, 1)	1.2	H	5	0	0	0	0	0	0	0	0	0	0	12	16	0.00	0.000					

Cleveland Indians @ Oakland Athletics
Network Associates Coliseum, Oakland, CA
Thu Aug 23 2001, 3:35 PM EDT
Att: 22,281 - Cloudy - 68 F

AB 32
R 7
H 7
RBI 7
BB 6
SO 7
LOB 13



Batter	1	2	3	4	5	6	7	8	9	AB	R	H	RBI	BB	SO	LOB	TOP				
Kenny Lofton, L (1, 8) OBP: 0.320, SLG: 0.375	F8		F7			SF7 1B BB		G6-3		3	1	0	0	1	0	0					
Omar Vizquel, S (1, 6) OBP: 0.343, SLG: 0.360	BB			L4 1B		1B			G1-3	3	0	2	0	1	0	0					
Roberto Alomar, S (1, 4) OBP: 0.420, SLG: 0.547	K			FC6-4 1B		SF7			G4-3	3	0	1	1	0	1	1					
Juan Gonzalez, R (1, 9) OBP: 0.389, SLG: 0.618	P6			L4		G1-3			F8	4	0	0	0	0	0	4					
Ellis Burks, R (1, 10) OBP: 0.352, SLG: 0.534		F8		FC6-4					F8	3	0	0	0	0	0	1					
Jim Thome, L (1, 3) OBP: 0.422, SLG: 0.664		K				K			L3	3	0	0	0	0	2	0					
Travis Fryman, R (1, 5) OBP: 0.333, SLG: 0.342		F7				G5-3			K	3	0	0	0	0	1	0					
Wil Cordero, R (1, 7) OBP: 0.319, SLG: 0.360			F9			K			K	3	0	0	0	0	2	0					
Einar Diaz, R (1, 2) OBP: 0.340, SLG: 0.393			F8			K			K	2	0	0	0	1	0						
Marty Cordova, R (8, PH) OBP: 0.355, SLG: 0.519										1	0	0	0	0	1	0					
Eddie Taubensee, L (8, 2) OBP: 0.288, SLG: 0.347										0	0	0	0	0	0	0					
Inning Stats	R: 0 H: 0 E: 0 K: 1 S: 14	H: 0 LOB: 1 BB: 1 P: 25	R: 0 H: 0 E: 0 K: 1 S: 7	H: 0 LOB: 0 BB: 0 P: 10	R: 0 H: 0 E: 0 K: 0 S: 7	H: 2 LOB: 1 BB: 0 P: 7	R: 0 H: 0 E: 0 K: 2 S: 10	H: 0 LOB: 0 BB: 0 P: 17	R: 1 H: 1 E: 0 K: 1 S: 10	H: 1 LOB: 1 BB: 1 P: 19	R: 0 H: 0 E: 0 K: 1 S: 9	H: 0 LOB: 0 BB: 0 P: 15	R: 0 H: 0 E: 0 K: 2 S: 7	H: 0 LOB: 0 BB: 0 P: 10	R: 0 H: 0 E: 0 K: 0 S: 4	H: 0 LOB: 0 BB: 0 P: 6	1B: 3 2B: 1 3B: 0 HR: 0	SF: 1 SAC: 0 DP: 1 HBP: 0	WP: 0 PB: 0 SB: 0 CS: 0	PA: 31	
PITCHER	IP	WLS	BF	H	R	ER	SO	BB	IBB	HBP	BLK	WP	HR	S	P	ERA	WHIP				
Jamie Moyer, L (1, 1) ERA: 3.67	7.0	W	25	3	1	1	6	2	0	0	0	0	0	62	102	1.29	0.714				
Norm Charlton, L (8, 1) ERA: 3.19	2.0	S	6	0	0	0	2	0	0	0	0	0	0	11	16	0.00	0.000				

Cleveland Indians @ Seattle Mariners
Safeco Field, Seattle, WA
Fri Aug 24 2001, 7:05 PM PDT
Att: 45,767 - Cloudy - 72 F

AB	28
R	1
H	3
RBI	1
BB	2
SO	8
LOB	6



Batter	1	2	3	4	5	6	7	8	9	AB	R	H	RBI	BB	SO	LOB	BOTTOM				
51 Ichiro Suzuki, L (1, 9) OBP: 0.382, SLG: 0.465	K		BB 2B 1B		1B					4	1	3	1	0	1	0					
Mark McLemore, S (1, 6) OBP: 0.395, SLG: 0.382	K		BB 2B BB		1B		3H P6			3	1	1	0	1	1	1					
Edgar Martinez, R (1, 10) OBP: 0.423, SLG: 0.543	G5-3		1H 2H 2B		F9		F3			4	0	1	2	0	0	3					
John Olerud, L (1, 3) OBP: 0.404, SLG: 0.472		1B 1B	K		F7			F9		4	0	1	0	0	1	3					
Bret Boone, R (1, 4) OBP: 0.362, SLG: 0.567		K	K			F9		HR		4	1	1	1	0	2	2					
Al Martin, L (1, 7) OBP: 0.337, SLG: 0.390		1B			F8		F7		G5-3 BB	3	0	1	0	1	0	0					
Carlos Guillen, S (9, 6) OBP: 0.317, SLG: 0.337		1B								0	0	0	0	0	0	0					
Mike Cameron, R (1, 8) OBP: 0.352, SLG: 0.494		K			K		P4		G5-3	4	0	0	0	0	2	3					
David Bell, R (1, 5) OBP: 0.309, SLG: 0.425		K			F5			F8 51 1B		4	1	1	0	0	1	3					
Tom Lampkin, L (1, 2) OBP: 0.302, SLG: 0.339			F9			P5		F8		3	0	0	0	0	0	1					
Inning Stats	R: 0 H: 0 E: 0 K: 2 S: 8	H: 2 LOB: 2 BB: 0 P: 12	R: 0 H: 2 E: 0 K: 3 S: 14	H: 2 LOB: 0 BB: 0 P: 23	R: 2 H: 2 E: 0 K: 2 S: 18	H: 2 LOB: 1 BB: 1 P: 33	R: 0 H: 0 E: 0 K: 1 S: 6	H: 0 LOB: 0 BB: 0 P: 9	R: 0 H: 0 E: 0 K: 0 S: 12	H: 2 LOB: 2 BB: 0 P: 18	R: 1 H: 2 E: 0 K: 0 S: 9	H: 2 LOB: 1 BB: 0 P: 14	R: 1 H: 1 E: 0 K: 0 S: 11	H: 1 LOB: 1 BB: 1 P: 21	1B: 6 2B: 2 3B: 0 HR: 1	SF: 0 SAC: 0 DP: 0 HBP: 0	WP: 0 PB: 0 SB: 0 CS: 0	PA: 35			
PITCHER	IP	WLS	BF	H	R	ER	SO	BB	IBB	HBP	BLK	WP	HR	S	P	ERA	WHIP				
Bartolo Colon, R (1, 1) ERA: 4.21	7.1	L	32	9	4	4	8	1	0	0	0	0	0	79	127	4.91	1.364				
David Riske, R (8, 1) ERA: 1.37	0.2		3	0	0	0	0	1	0	0	0	0	0	4	10	0.00	1.500				

Cleveland Indians @ Seattle Mariners
Safeco Field, Seattle, WA
Fri Aug 24 2001, 7:05 PM PDT
Att: 45,767 - Cloudy - 72 F

AB	33
R	4
H	9
RBI	4
BB	2
SO	8
LOB	16



Batter	1	2	3	4	5	6	7	8	9	10	11	AB	R	H	RBI	BB	SO	LOB	TOP								
Kenny Lofton, L OBP: 0.324, SLG: 0.374 (1.8)	F8												3	1	1	0	2	0	0								
Omar Vizquel, S OBP: 0.340, SLG: 0.356 (1.6)	G3											5	0	0	0	0	0	0	3								
Roberto Alomar, S OBP: 0.420, SLG: 0.543 (1.4)	F7											3	1	0	0	2	0	0									
Juan Gonzalez, R OBP: 0.392, SLG: 0.619 (5.9)												2	0	2	0	0	0	0									
Jobert Cabrera, R OBP: 0.319, SLG: 0.366 (5.9)												3	0	2	1	0	0	0									
Jim Thome, L OBP: 0.420, SLG: 0.658 (1.3)	K											4	0	0	0	1	2	5									
Ellis Burks, R OBP: 0.353, SLG: 0.531 (1.10)	F8											4	0	1	0	1	0	3									
Wil Cordero, R OBP: 0.317, SLG: 0.355 (1.7)	K											3	0	0	1	1	2	3									
Travis Fryman, R OBP: 0.331, SLG: 0.339 (1.5)												5	0	1	0	0	1	3									
Einar Diaz, R OBP: 0.336, SLG: 0.387 (1.2)												5	0	0	0	0	1	2									
Inning Stats	R: 0 E: 0 K: 0 S: 7	H: 0 LOB: 0 BB: 0 P: 10	R: 0 E: 0 K: 2 S: 10	H: 1 LOB: 1 BB: 0 P: 15	R: 0 E: 0 K: 0 S: 11	H: 0 LOB: 1 BB: 1 P: 16	R: 1 E: 0 K: 0 S: 7	H: 1 LOB: 2 BB: 2 P: 18	R: 1 E: 0 K: 2 S: 13	H: 1 LOB: 2 BB: 2 P: 24	R: 0 E: 0 K: 0 S: 7	H: 2 LOB: 1 BB: 0 P: 10	R: 0 E: 0 K: 1 S: 10	H: 0 LOB: 0 BB: 0 P: 7	R: 0 E: 0 K: 1 S: 7	H: 1 LOB: 1 BB: 0 P: 11	R: 0 E: 0 K: 0 S: 4	H: 0 LOB: 0 BB: 0 P: 7	R: 0 E: 0 K: 0 S: 6	H: 0 LOB: 1 BB: 1 P: 11	1B: 7 2B: 0 3B: 0 HR: 0	SF: 1 SAC: 0 DP: 2 HBP: 0	WP: 0 PB: 0 SB: 0 CS: 0	PA: 45			
PITCHER	IP	WLS	BF	H	R	ER	SO	BB	IBB	HBP	BLK	WP	HR	S	P	ERA	WHIP										
Freddy Garcia, R ERA: 3.29 (1.1)	8.0		34	6	2	0	5	0	0	0	0	0	0	5	8	0.00	1.500										
Kazuhiro Sasaki, R ERA: 3.31 (9.1)	0.2		3	1	0	0	1	0	0	0	0	0	0	0	0	0.00	1.500										
Arthur Rhodes, L ERA: 1.51 (9.1)	0.0		0	0	0	0	0	0	0	0	0	0	0	0	0	∞	∞										
John Halama, L ERA: 5.13 (9.1)	2.1	W	8	0	0	0	0	1	0	0	0	0	0	12	21	0.00	0.429										

Cleveland Indians @ Seattle Mariners
Safeco Field, Seattle, WA
Sat Aug 25 2001, 1:05 PM PDT
Att: 45,818 - Sunny - 67 F

AB 37
R 2
H 7
RBI 2
BB 7
SO 6
LOB 19



Batter	1	2	3	4	5	6	7	8	9	10	11	AB	R	H	RBI	BB	SO	LOB	BOTTOM								
Stan Javier, S OBP: 0.388, SLG: 0.388 (1.7)												4	0	3	1	1	0	0									
Carlos Guillen, S OBP: 0.316, SLG: 0.334 (1.6)												4	1	0	0	1	1	4									
Edgar Martinez, R OBP: 0.425, SLG: 0.542 (1.10)												3	0	1	1	2	0	0									
Bret Boone, R OBP: 0.361, SLG: 0.564 (1.4)												5	0	1	0	0	2	3									
John Olerud, L OBP: 0.404, SLG: 0.472 (1.3)												4	0	1	0	1	2	2									
Al Martin, L OBP: 0.337, SLG: 0.390 (11.9)												0	1	0	0	0	0	0									
Mike Cameron, R OBP: 0.351, SLG: 0.491 (1.8)												5	0	1	0	0	2	3									
David Bell, R OBP: 0.306, SLG: 0.421 (1.5)												4	0	0	0	0	2	0									
Dan Wilson, R OBP: 0.313, SLG: 0.387 (1.2)												3	1	0	0	1	1	0									
Charles Gipson, R OBP: 0.216, SLG: 0.217 (1.9)												0	0	0	0	0	0	0									
Mark McLemore, S OBP: 0.391, SLG: 0.378 (4.7)												4	0	0	0	0	1	1									
Inning Stats	R: 0 E: 0 K: 0 S: 13	H: 0 LOB: 1 BB: 2 P: 25	R: 0 E: 0 K: 2 S: 8	H: 0 LOB: 0 BB: 0 P: 10	R: 0 E: 0 K: 0 S: 12	H: 1 LOB: 1 BB: 1 P: 22	R: 0 E: 0 K: 1 S: 9	H: 1 LOB: 1 BB: 0 P: 14	R: 0 E: 0 K: 2 S: 9	H: 0 LOB: 0 BB: 0 P: 16	R: 0 E: 0 K: 1 S: 10	H: 0 LOB: 0 BB: 0 P: 14	R: 0 E: 0 K: 1 S: 9	H: 1 LOB: 2 BB: 1 P: 16	R: 1 E: 1 K: 0 S: 6	H: 1 LOB: 2 BB: 1 P: 13	1B: 5 2B: 2 3B: 0 HR: 0	SF: 0 SAC: 1 DP: 1 HBP: 0	WP: 0 PB: 0 SB: 2 CS: 0	PA: 43							
PITCHER	IP	WLS	BF	H	R	ER	SO	BB	IBB	HBP	BLK	WP	HR	S	P	ERA	WHIP										
Chuck Finley, L ERA: 6.29 (1.1)	2.0		7	4	1	1	1	1	0	0	0	0	0	40	69	2.70	1.500										
37 Jake Westbrook, R ERA: 5.23 (3.1)	3.1		15	4	1	1	1	1	0	0	0	0	0	6	9	0.00	0.000										
Ricardo Rincon, L ERA: 3.38 (6.1)	0.1	H	1	0	0	0	1	0	0	0	0	0	0	6	9	0.00	0.000										
Danys Baez, R ERA: 2.36 (6.1)	3.1	B	12	1	1	1	6	1	0	0	0	0	0	34	58	2.70	0.600										
Rich Rodriguez, L ERA: 4.32 (10.1)	0.2		4	1	0	0	1	0	1	0	0	0	0	8	14	0.00	1.500										
PITCHER	IP	WLS	BF	H	R	ER	SO	BB	IBB	HBP	BLK	WP	HR	S	P	ERA	WHIP										
David Riske, R ERA: 1.35 (10.1)	0.1		3	1	1	0	0	1	0	0	0	0	0	6	13	∞	∞										
John Rocker, L ERA: 3.83 (11.1)	0.0	L	3	1	1	0	0	1	0	0	0	0	0	6	13	∞	∞										

Cleveland Indians @ Seattle Mariners
Safeco Field, Seattle, WA
Sat Aug 25 2001, 1:05 PM PDT
Att: 45,818 - Sunny - 67 F

AB 36
R 3
H 7
RBI 2
BB 6
SO 11
LOB 13



Batter	1	2	3	4	5	6	7	8	9	AB	R	H	RBI	BB	SO	LOB	TOP										
Kenny Lofton, L OBP: 0.329, SLG: 0.387	3-1 HR		0-0 1B		1-1 1B		0-1 FC6-4		1-2 1B	5	1	4	4	0	0	1	Cleveland Indians @ Seattle Mariners Safeco Field, Seattle, WA Sun Aug 26 2001, 1:35 PM PDT Att: 45,782 - Sunny - 76 F										
Omar Vizquel, S OBP: 0.339, SLG: 0.357	0-2 2B		0-1 F8		0-0 L9-3			3-2 G4-3	5	0	1	0	0	1	5												
Roberto Alomar, S OBP: 0.417, SLG: 0.538	1-2 G4-3		2-2 F7		1-0 F7			2-1 F2	4	0	0	0	0	0	2												
Jim Thome, L OBP: 0.419, SLG: 0.653	1-3 K		3-1 G3		4-2 FC5-4 BB			1-2 F9	3	0	0	0	1	1	2												
Marty Cordova, R OBP: 0.357, SLG: 0.516	2-0 FC6-4 HBP		0-0 F9		1-2 FC5-4			3-2 FC5-4 HBP	2	0	0	0	0	0	1												
Ellis Burks, R OBP: 0.349, SLG: 0.525	0-2 FC6-4		0-1 G6-3		1-1 F7			2-2 FC5-4 1B	4	1	0	0	0	0	4												
Travis Fryman, R OBP: 0.326, SLG: 0.333			0-0 F8		3-2 F8			0-2 F7	4	0	0	0	0	0	1												
Russell Branyan, L OBP: 0.314, SLG: 0.468			1-1 F7		0-0 F9			3-1 BB	3	0	0	0	0	0	0												
Jobert Cabrera, R OBP: 0.319, SLG: 0.366								1-3 1B	0	0	0	0	0	0	0												
Eddie Taubensee, L OBP: 0.295, SLG: 0.354									0	1	0	0	0	0	0												
Wil Cordero, R OBP: 0.317, SLG: 0.355									0	1	0	0	0	0	0												
Einar Diaz, R OBP: 0.340, SLG: 0.390			3-2 F8		1-0 E5 1B			4-1 1B	3	1	2	0	1	0	0												
Inning Stats	R: 1 E: 0 K: 1 S: 14	H: 2 LOB: 2 BB: 0 P: 21	R: 0 E: 0 K: 0 S: 6	H: 0 LOB: 0 BB: 0 P: 10	R: 0 E: 0 K: 0 S: 8	H: 1 LOB: 1 BB: 0 P: 13	R: 0 E: 0 K: 0 S: 6	H: 0 LOB: 0 BB: 0 P: 9	R: 1 E: 1 K: 0 S: 5	H: 2 LOB: 0 BB: 0 P: 7	R: 0 E: 0 K: 0 S: 13	H: 0 LOB: 1 BB: 1 P: 20	R: 0 E: 0 K: 0 S: 11	H: 1 LOB: 1 BB: 0 P: 17	R: 0 E: 0 K: 0 S: 9	H: 0 LOB: 0 BB: 0 P: 15	R: 2 E: 0 K: 1 S: 19	H: 2 LOB: 3 BB: 1 P: 34	1B: 6 2B: 2 3B: 0 HR: 1	SF: 0 SAC: 0 DP: 1 HBP: 2	WP: 0 PB: 0 SB: 0 CS: 0	PA: 38					
PITCHER	IP	WLS	BF	H	R	ER	SO	BB	IBB	HBP	BLK	WP	HR	S	P	ERA	WHIP										
Aaron Sele, R ERA: 3.51	(1, 1)	7.0	28	6	2	1	1	1	0	1	0	0	1	63	97	1.29	1.000										
Norm Charlton, L ERA: 3.11	(8, 1)	1.0	3	0	0	0	0	0	0	0	0	0	0	9	15	0.00	0.000										
Jeff Nelson, R ERA: 2.91	(9, 1)	0.2	L	5	1	2	2	0	1	0	0	0	0	12	24	27.00	3.000										
Arthur Rhodes, L ERA: 1.5	(9, 1)	0.1	B	2	1	0	0	1	0	0	0	0	0	7	10	0.00	3.000										

Batter	1	2	3	4	5	6	7	8	9	AB	R	H	RBI	BB	SO	LOB	BOTTOM										
51 Ichiro Suzuki, L OBP: 0.379, SLG: 0.461	1-0 L8		2-2 G5-3		1-0 G4-6-3			0-0 P6	2-2 FC1-2	5	0	0	0	0	0	4	Cleveland Indians @ Seattle Mariners Safeco Field, Seattle, WA Sun Aug 26 2001, 1:35 PM PDT Att: 45,782 - Sunny - 76 F										
Mark McLemore, S OBP: 0.393, SLG: 0.391	1-2 F8		2-0 CS 2B		4-0 1B SF7 BB			2-2 HR	4	2	2	1	1	0	3												
Edgar Martinez, R OBP: 0.427, SLG: 0.545	3-2 1B 2B		4-1 BB		2-2 1B			2-3 K	3	1	2	0	1	1	0												
John Olerud, L OBP: 0.405, SLG: 0.472	1-2 WP 1B		1-1 F7		2-2 SF7			4-2 BB	2	0	1	2	1	0	2												
Bret Boone, R OBP: 0.360, SLG: 0.561	1-2 WP 1B		3-2 G4-3		0-3 K			1-1 F3	4	0	1	0	0	1	2												
Mike Cameron, R OBP: 0.350, SLG: 0.488	1-3 K		1-2 F8		0-1 G5-3			2-2 1B 51 FC1-2	4	0	1	0	0	1	3												
Al Martin, L OBP: 0.333, SLG: 0.386			0-0 G4-3		0-1 F8			0-3 K	3	0	0	0	0	1	0												
David Bell, R OBP: 0.306, SLG: 0.420									1	0	0	0	0	1	1												
Carlos Guillen, S OBP: 0.315, SLG: 0.333			0-1 G1-4-3		1-2 L6			1-1 51 FC1-2	4	0	1	0	0	0	0												
Dan Wilson, R OBP: 0.313, SLG: 0.387			1-1 F7		3-2 51 G4-6-3			0-1 51 FC1-2	3	0	1	0	0	0	0												
Stan Javier, S OBP: 0.390, SLG: 0.391								1-2 51 FC1-2	1	0	1	0	0	0	0												
Inning Stats	R: 1 E: 0 K: 1 S: 17	H: 3 LOB: 2 BB: 0 P: 25	R: 0 E: 0 K: 0 S: 5	H: 0 LOB: 0 BB: 0 P: 6	R: 0 E: 0 K: 0 S: 7	H: 1 LOB: 1 BB: 1 P: 16	R: 0 E: 0 K: 0 S: 9	H: 0 LOB: 0 BB: 0 P: 13	R: 0 E: 0 K: 1 S: 12	H: 1 LOB: 1 BB: 1 P: 20	R: 0 E: 0 K: 1 S: 8	H: 0 LOB: 0 BB: 0 P: 13	R: 1 E: 0 K: 1 S: 12	H: 1 LOB: 1 BB: 1 P: 21	R: 0 E: 0 K: 1 S: 17	H: 3 LOB: 3 BB: 0 P: 24	1B: 7 2B: 2 3B: 0 HR: 1	SF: 1 SAC: 0 DP: 1 HBP: 0	WP: 1 PB: 0 SB: 0 CS: 1	PA: 38							
PITCHER	IP	WLS	BF	H	R	ER	SO	BB	IBB	HBP	BLK	WP	HR	S	P	ERA	WHIP										
Steve Woodard, R ERA: 3.9	(1, 1)	7.2	30	7	3	3	4	2	0	0	0	0	1	72	116	3.52	1.174										
Ricardo Rincon, L ERA: 3.39	(8, 1)	0.0	1	0	0	0	0	1	0	0	0	0	0	3	7	∞	∞										
David Riske, R ERA: 1.33	(8, 1)	0.1	W	1	0	0	0	0	0	0	0	0	0	2	3	0.00	0.000										
Bob Wickman, R ERA: 2.8	(9, 1)	1.0	S	6	3	0	0	1	0	0	0	0	0	17	24	0.00	3.000										



Batter	1	2	3	4	5	6	7	8	9	AB	R	H	RBI	BB	SO	LOB	TOP										
Trot Nixon, L OBP: 0.370, SLG: 0.487 (1, 8)	F7		F8	G1			F8		G6-4-3 1B	5	0	1	0	0	0	3											
Jose Offerman, S OBP: 0.324, SLG: 0.349 (1, 3)	G3 1B		G3		K			DI WP BB	G6-4-3 1-2	4	1	1	0	1	1	1											
Carl Everett, S OBP: 0.327, SLG: 0.455 (1, 9)	G3		F8		G6-3			K		4	0	0	0	0	1	2											
Manny Ramirez, R OBP: 0.409, SLG: 0.627 (1, 10)	F8			G3	G5-3			K		4	0	0	0	0	1	2											
Dante Bichette, R OBP: 0.329, SLG: 0.466 (1, 7)		G6-3		G1-3		G6-3		BB 1-H BB		3	0	0	0	1	0	0											
Shea Hillenbrand, R OBP: 0.332, SLG: 0.409 (1, 5)		1B HBP		1B BB HBP		G5-3		1-2 BB		1	1	0	0	1	0	0											
Chris Stynes, R OBP: 0.328, SLG: 0.421 (1, 4)		P6		BB 1B		G5-3		P4		4	0	1	0	0	0	3											
Mike Lansing, R OBP: 0.300, SLG: 0.399 (1, 6)		FC6 1B		BB			G5-4-3 1B	G5-3		3	0	2	0	1	0	0											
Doug Mirabelli, R OBP: 0.341, SLG: 0.428 (1, 2)		FC6				G5-4-3		HR		3	1	1	2	1	0	3											
Inning Stats	R: 0 E: 0 K: 0 S: 9	H: 1 LOB: 1 BB: 0 P: 14	R: 0 E: 0 K: 0 S: 9	H: 1 LOB: 2 BB: 0 P: 14	R: 0 E: 0 K: 0 S: 13	H: 0 LOB: 0 BB: 0 P: 21	R: 1 E: 0 K: 1 S: 12	H: 1 LOB: 3 BB: 2 P: 27	R: 0 E: 0 K: 0 S: 9	H: 0 LOB: 0 BB: 0 P: 14	R: 0 E: 0 K: 0 S: 7	H: 0 LOB: 0 BB: 0 P: 12	R: 0 E: 0 K: 0 S: 9	H: 1 LOB: 0 BB: 0 P: 16	R: 1 E: 0 K: 2 S: 13	H: 0 LOB: 2 BB: 3 P: 31	R: 1 E: 0 K: 0 S: 12	H: 2 LOB: 0 BB: 0 P: 20	1B: 5 2B: 0 3B: 0 HR: 1	SF: 0 SAC: 0 DP: 2 HBP: 2	WP: 2 PA: 38 PB: 0 SB: 0 CS: 0						
PITCHER	IP	WLS	BF	H	R	ER	SO	BB	IBB	HBP	BLK	WP	HR	S	P	ERA	WHIP										
Dave Burba, R ERA: 5.93 (1, 1)	7.0	W	28	4	1	1	1	2	0	0	0	0	0	68	118	1.29	0.857										
John Rocker, L ERA: 3.95 (8, 1)	0.2		5	0	1	1	2	3	0	0	0	1	0	11	27	13.50	4.500										
Danys Baez, R ERA: 2.34 (8, 1)	0.1		1	0	0	0	0	0	0	0	0	0	0	2	4	0.00	0.000										
Ricardo Rincon, L ERA: 3.5 (9, 1)	1.0		4	2	1	1	0	0	0	0	0	0	1	12	20	9.00	2.000										

Boston Red Sox @ Cleveland Indians
 Jacobs Field, Cleveland, OH
 Tue Aug 28 2001, 7:05 PM EDT
 Att: 41,048 - Sunny - 74 F

AB 31
 R 3
 H 6
 RBI 2
 BB 5
 SO 3
 LOB 14



Batter	1	2	3	4	5	6	7	8	9	AB	R	H	RBI	BB	SO	LOB	BOTTOM										
Kenny Lofton, L OBP: 0.332, SLG: 0.396 (1, 8)	G6-4-3 1B			FC5-2-6 2B BB		1-2 1-H HR		G6-3		4	2	2	2	1	1	2											
Omar Vizquel, S OBP: 0.339, SLG: 0.357 (1, 6)	G6-4-3 1-2			FC5-2-5 2B		G3 1B		G5-3		5	1	2	2	0	0	4											
Roberto Alomar, S OBP: 0.417, SLG: 0.540 (1, 4)	FC4-6 1B			1-H 2-H 2B		G3		G3		4	0	2	2	0	0	2											
Juan Gonzalez, R OBP: 0.389, SLG: 0.614 (1, 10)	FC4-6 1-2			G5-3		P3		F9		4	0	0	0	0	0	3											
Jim Thome, L OBP: 0.417, SLG: 0.650 (1, 3)		BB BB 1B		F7		F5		K		4	1	1	0	0	1	0											
Marty Cordova, R OBP: 0.381, SLG: 0.516 (1, 9)		BB BB G4-3 BB				F3		BB		2	1	1	0	2	0	0											
Russell Branyan, L OBP: 0.313, SLG: 0.483 (1, 7)		G4-3 BB		K		K		F8		3	1	0	0	1	2	2											
Travis Fryman, R OBP: 0.329, SLG: 0.333 (1, 5)		G4-3 1B BB		1B FC5-2-5 1B		K		L5		3	1	1	1	1	1	1											
Eddie Taubensee, L OBP: 0.303, SLG: 0.360 (1, 2)		G4-3		FC5-2-5 BB 1B		HR 1B		K		4	1	2	1	0	1	2											
Inning Stats	R: 0 E: 0 K: 0 S: 11	H: 2 LOB: 1 BB: 0 P: 18	R: 4 E: 0 K: 1 S: 17	H: 2 LOB: 1 BB: 3 P: 34	R: 0 E: 0 K: 1 S: 7	H: 1 LOB: 0 BB: 0 P: 10	R: 2 E: 0 K: 0 S: 15	H: 3 LOB: 1 BB: 1 P: 26	R: 0 E: 0 K: 1 S: 7	H: 0 LOB: 0 BB: 0 P: 13	R: 2 E: 0 K: 1 S: 22	H: 3 LOB: 1 BB: 0 P: 31	R: 0 E: 0 K: 1 S: 7	H: 0 LOB: 1 BB: 1 P: 16	R: 0 E: 0 K: 1 S: 10	H: 0 LOB: 0 BB: 0 P: 15	1B: 9 2B: 1 3B: 0 HR: 1	SF: 0 SAC: 0 DP: 2 HBP: 0	WP: 0 PA: 38 PB: 0 SB: 0 CS: 0								
PITCHER	IP	WLS	BF	H	R	ER	SO	BB	IBB	HBP	BLK	WP	HR	S	P	ERA	WHIP										
David Cone, R ERA: 4.47 (1, 1)	4.0	L	22	8	6	6	2	4	0	0	0	0	0	50	88	13.50	3.000										
Todd Erdos, R ERA: 6.23 (5, 1)	2.0		9	3	2	2	2	0	0	0	0	0	1	29	44	9.00	1.500										
Allen McDill, L ERA: 2.45 (7, 1)	2.0		7	0	0	0	2	1	0	0	0	0	0	17	31	0.00	0.500										

Boston Red Sox @ Cleveland Indians
 Jacobs Field, Cleveland, OH
 Tue Aug 28 2001, 7:05 PM EDT
 Att: 41,048 - Sunny - 74 F

AB 33
 R 8
 H 11
 RBI 8
 BB 5
 SO 6
 LOB 16



Batter	1	2	3	4	5	6	7	8	9	AB	R	H	RBI	BB	SO	LOB	TOP										
Trot Nixon, L OBP: 0.369, SLG: 0.482 (1, 8)										4	0	0	0	1	1	4	Boston Red Sox @ Cleveland Indians Jacobs Field, Cleveland, OH Wed Aug 29 2001, 7:05 PM EDT Att: 41,320 - Sunny - 72 F										
Chris Stynes, R OBP: 0.324, SLG: 0.416 (1, 4)										4	0	0	0	0	2	2											
Carl Everett, S OBP: 0.324, SLG: 0.450 (1, 9)										4	0	0	0	0	2	1											
Manny Ramirez, R OBP: 0.411, SLG: 0.636 (1, 10)										3	1	2	1	0	1	0											
Dante Bichette, R OBP: 0.333, SLG: 0.472 (1, 7)										4	0	3	0	0	1	1											
Shea Hillenbrand, R OBP: 0.302, SLG: 0.467 (1, 5)										4	0	1	0	0	0	4											
Mike Lansing, R OBP: 0.298, SLG: 0.396 (1, 6)										3	0	0	0	0	2	5											
Troy O'Leary, L OBP: 0.310, SLG: 0.455 (9, PH)										0	0	0	0	0	0	0											
Jose Offerman, S OBP: 0.323, SLG: 0.347 (1, 3)										3	0	0	0	1	3	4											
Doug Mirabeli, R OBP: 0.341, SLG: 0.422 (1, 2)										2	0	0	0	1	2	3											
Scott Hatteberg, L OBP: 0.345, SLG: 0.372 (9, PH)										0	0	0	0	1	0	0											
Inning Stats	R: 0 H: 0 E: 0 K: 1 S: 12	H: 0 LOB: 0 BB: 0 P: 18	R: 0 H: 1 E: 0 K: 2 S: 14	LOB: 3 BB: 1 P: 26	R: 0 H: 0 E: 0 K: 1 S: 7	H: 0 LOB: 0 BB: 1 P: 12	R: 1 H: 3 E: 0 K: 2 S: 13	H: 3 LOB: 2 BB: 0 P: 18	R: 0 H: 0 E: 0 K: 1 S: 10	H: 1 LOB: 1 BB: 0 P: 16	R: 0 H: 0 E: 0 K: 2 S: 9	H: 0 LOB: 0 BB: 0 P: 16	R: 0 H: 0 E: 0 K: 1 S: 11	H: 0 LOB: 0 BB: 0 P: 18	R: 0 H: 1 E: 0 K: 1 S: 14	H: 1 LOB: 3 BB: 1 P: 25	1B: 3 2B: 3 3B: 0 HR: 1	SF: 0 SAC: 0 DP: 1 HBP: 2	WP: 0 PA: 37 PB: 0 SB: 0 CS: 2								
PITCHER	IP	WLS	BF	H	R	ER	SO	BB	IBB	HBP	BLK	WP	HR	S	P	ERA	WHIP										
CC Sabathia, L ERA: 4.42 (1, 1)	7.0	W	28	5	1	1	11	3	0	1	0	0	1	77	125	1.29	1.143										
Danys Baez, R ERA: 2.27 (8, 1)	1.0	H	3	0	0	0	2	0	0	0	0	0	0	11	18	0.00	0.000										
Bob Wickman, R ERA: 2.75 (9, 1)	1.0	S	6	1	0	0	1	1	0	1	0	0	0	14	25	0.00	2.000										

Batter	1	2	3	4	5	6	7	8	9	AB	R	H	RBI	BB	SO	LOB	BOTTOM										
Kenny Lofton, L OBP: 0.333, SLG: 0.401 (1, 8)										4	0	2	0	0	0	1	Boston Red Sox @ Cleveland Indians Jacobs Field, Cleveland, OH Wed Aug 29 2001, 7:05 PM EDT Att: 41,320 - Sunny - 72 F										
Omar Vizquel, S OBP: 0.337, SLG: 0.354 (1, 6)										4	0	0	0	0	1	2											
Roberto Alomar, S OBP: 0.416, SLG: 0.538 (1, 4)										4	0	1	0	0	1	0											
Juan Gonzalez, R OBP: 0.388, SLG: 0.617 (1, 10)										4	1	1	1	0	2	1											
Ellis Burks, R OBP: 0.352, SLG: 0.533 (1, 7)										2	1	1	1	1	0	0											
Jolbert Cabrera, R OBP: 0.318, SLG: 0.364 (7, 7)										1	0	0	0	0	0	0											
Jim Thome, L OBP: 0.417, SLG: 0.647 (1, 3)										3	0	1	0	0	1	1											
Marty Cordova, R OBP: 0.361, SLG: 0.513 (1, 9)										2	0	0	0	1	0	1											
Travis Fryman, R OBP: 0.325, SLG: 0.329 (1, 5)										3	0	0	0	0	1	1											
Einar Diaz, R OBP: 0.338, SLG: 0.387 (1, 2)										3	0	0	0	0	2	1											
Inning Stats	R: 0 H: 1 E: 0 K: 1 S: 7	H: 0 LOB: 1 BB: 0 P: 13	R: 0 H: 0 E: 0 K: 1 S: 14	LOB: 0 BB: 0 P: 19	R: 0 H: 1 E: 0 K: 1 S: 18	H: 1 LOB: 1 BB: 0 P: 25	R: 0 H: 0 E: 0 K: 1 S: 8	H: 0 LOB: 1 BB: 1 P: 13	R: 0 H: 0 E: 0 K: 1 S: 11	H: 3 LOB: 1 BB: 1 P: 18	R: 2 H: 3 E: 0 K: 1 S: 11	H: 3 LOB: 1 BB: 0 P: 18	R: 0 H: 1 E: 0 K: 1 S: 11	H: 0 LOB: 0 BB: 0 P: 19	R: 0 H: 0 E: 0 K: 1 S: 8	H: 0 LOB: 0 BB: 0 P: 10	1B: 3 2B: 0 3B: 1 HR: 2	SF: 0 SAC: 0 DP: 0 HBP: 0	WP: 0 PA: 32 PB: 0 SB: 1 CS: 0								
PITCHER	IP	WLS	BF	H	R	ER	SO	BB	IBB	HBP	BLK	WP	HR	S	P	ERA	WHIP										
Casey Fossum, L ERA: 2.49 (1, 1)	5.2	L	24	5	2	2	6	2	0	0	0	0	0	12	21	0.00	0.750										
Rich Garcia, R ERA: 2.64 (6, 1)	1.1		5	1	0	0	1	0	0	0	0	0	0	8	10	0.00	0.000										
Derek Lowe, R ERA: 3.8 (8, 1)	1.0		3	0	0	0	1	0	0	0	0	0	0	8	10	0.00	0.000										

AB 31
R 1
H 6
RBI 1
BB 4
SO 14
LOB 24



AB 30
R 2
H 6
RBI 2
BB 2
SO 8
LOB 8



Batter	1	2	3	4	5	6	7	8	9	AB	R	H	RBI	BB	SO	LOB	TOP										
Trot Nixon, L OBP: 0.367, SLG: 0.478 (1, 8)										4	1	0	0	1	3	1	Boston Red Sox @ Cleveland Indians Jacobs Field, Cleveland, OH Thu Aug 30 2001, 7:05 PM EDT Att: 40,616 - Sunny - 78 F										
Jose Offerman, S OBP: 0.321, SLG: 0.344 (1, 3) Carl Everett, S OBP: 0.325, SLG: 0.451 (9, FH) Darren Lewis, R OBP: 0.294, SLG: 0.360 (9, FR)										4	0	0	0	0	2	1											
Chris Stynes, R OBP: 0.325, SLG: 0.415 (1, 4)										5	0	2	0	0	1	3											
Manny Ramirez, R OBP: 0.409, SLG: 0.634 (1, 10)										5	0	1	1	0	2	5											
Dante Bichette, R OBP: 0.335, SLG: 0.472 (1, 7)										4	0	2	0	0	1	1											
Troy O'Leary, L OBP: 0.310, SLG: 0.451 (1, 9)										3	0	0	0	1	0	1											
Shea Hillenbrand, R OBP: 0.307, SLG: 0.414 (1, 5)										3	0	3	0	0	0	0											
Scott Hatteberg, L OBP: 0.344, SLG: 0.370 (1, 2)										4	0	1	0	0	1	5											
Mike Lansing, R OBP: 0.300, SLG: 0.400 (1, 6)										4	0	2	0	0	0	4											
Inning Stats	R: 0 E: 1 K: 3 S: 12	H: 0 LOB: 1 BB: 0 P: 17	R: 0 E: 0 K: 0 S: 13	H: 1 LOB: 2 BB: 1 P: 20	R: 1 E: 0 K: 0 S: 15	H: 1 LOB: 1 BB: 1 P: 24	R: 0 E: 0 K: 0 S: 12	H: 3 LOB: 2 BB: 0 P: 17	R: 0 E: 0 K: 2 S: 13	H: 1 LOB: 1 BB: 0 P: 20	R: 0 E: 0 K: 1 S: 16	H: 1 LOB: 1 BB: 0 P: 26	R: 0 E: 0 K: 2 S: 9	H: 1 LOB: 1 BB: 0 P: 11	R: 0 E: 0 K: 2 S: 13	H: 2 LOB: 2 BB: 0 P: 18		1B: 9 2B: 3 3B: 0 HR: 0	SF: 0 SAC: 1 DP: 0 HBP: 0	WP: 1 PB: 0 SB: 0 CS: 0	PA: 40						
PITCHER	IP	WLS	BF	H	R	ER	SO	BB	IBB	HBP	BLK	WP	HR	S	P	ERA	WHIP										
Bartolo Colon, R ERA: 4.12 (1, 1)	6.0	W	27	8	1	1	5	2	0	0	0	1	0	73	111	1.50	1.667										
Ricardo Rincon, L ERA: 3.45 (7, 1)	0.2	H	2	0	0	0	1	0	0	0	0	0	0	8	13	0.00	0.000										
David Riske, R ERA: 1.31 (7, 1)	0.1	H	2	1	0	0	0	0	0	0	0	0	0	8	13	0.00	3.000										
Danys Baez, R ERA: 2.21 (8, 1)	1.0	H	4	1	0	0	2	0	0	0	0	0	0	9	11	0.00	1.000										
Bob Wickman, R ERA: 2.7 (9, 1)	1.0	S	5	2	0	0	2	0	0	0	0	0	0	13	18	0.00	2.000										

Batter	1	2	3	4	5	6	7	8	9	AB	R	H	RBI	BB	SO	LOB	BOTTOM										
Kenny Lofton, L OBP: 0.330, SLG: 0.398 (1, 8)										4	0	0	0	0	0	1	Boston Red Sox @ Cleveland Indians Jacobs Field, Cleveland, OH Thu Aug 30 2001, 7:05 PM EDT Att: 40,616 - Sunny - 78 F										
Omar Vizquel, S OBP: 0.336, SLG: 0.353 (1, 6)										4	1	1	0	0	0	1											
Roberto Alomar, S OBP: 0.417, SLG: 0.543 (1, 4)										3	2	1	2	1	1	0											
Juan Gonzalez, R OBP: 0.388, SLG: 0.615 (1, 10) Travis Fryman, R OBP: 0.325, SLG: 0.329 (9, FR)										3	0	1	0	1	2	0											
Jim Thome, L OBP: 0.417, SLG: 0.645 (1, 3)										3	0	1	1	1	1	0											
Ellis Burks, R OBP: 0.351, SLG: 0.531 (1, 7) Jolbert Cabrera, R OBP: 0.316, SLG: 0.363 (6, FR)										3	0	1	0	0	1	2											
Russell Bryan, L OBP: 0.309, SLG: 0.457 (1, 5)										4	0	0	0	0	4	3											
Wil Cordero, R OBP: 0.321, SLG: 0.357 (1, 9) (7, 7)										2	0	1	0	1	0	0											
Eddie Taubensee, L OBP: 0.295, SLG: 0.350 (1, 2) Einar Diaz, R OBP: 0.338, SLG: 0.387 (8, 2)										3	0	0	0	0	1	2											
Inning Stats	R: 1 E: 0 K: 1 S: 12	H: 1 LOB: 2 BB: 2 P: 28	R: 0 E: 0 K: 1 S: 9	H: 0 LOB: 0 BB: 0 P: 14	R: 2 E: 0 K: 1 S: 9	H: 2 LOB: 0 BB: 0 P: 14	R: 0 E: 0 K: 1 S: 8	H: 1 LOB: 1 BB: 0 P: 10	R: 0 E: 0 K: 0 S: 8	H: 0 LOB: 0 BB: 0 P: 12	R: 0 E: 0 K: 3 S: 13	H: 1 LOB: 2 BB: 0 P: 18	R: 0 E: 0 K: 1 S: 8	H: 0 LOB: 1 BB: 1 P: 13	R: 0 E: 0 K: 2 S: 12	H: 1 LOB: 3 BB: 1 P: 22		1B: 5 2B: 0 3B: 0 HR: 1	SF: 0 SAC: 0 DP: 0 HBP: 0	WP: 0 PB: 0 SB: 1 CS: 0	PA: 34						
PITCHER	IP	WLS	BF	H	R	ER	SO	BB	IBB	HBP	BLK	WP	HR	S	P	ERA	WHIP										
Hideo Nomo, R ERA: 4.18 (1, 1)	7.0	L	29	5	3	3	8	3	0	0	0	1	0	67	109	3.86	1.143										
Rod Beck, R ERA: 3.93 (8, 1)	1.0		5	1	0	0	2	1	0	0	0	0	0	12	22	0.00	2.000										

Batter	1	2	3	4	5	6	7	8	9	AB	R	H	RBI	BB	SO	LOB	TOP										
Kenny Lofton, L OBP: 0.330, SLG: 0.396 (1, 8)	G4-3		F9			BB 2B	E S 2B		SH5-3	4	2	2	0	0	0	0	Cleveland Indians @ Chicago White Sox Comiskey Park, Chicago, IL Sat Sep 01 2001, 7:05 PM EDT Att: 27,869 - Sunny - 66 F livebaseballscorecards.com										
Omar Vizquel, S OBP: 0.336, SLG: 0.350 (1, 6)	F9			E5 SH4-3 1B		2B SF8 BB	2B BB		G4-3	3	1	1	0	2	0	1											
Roberto Alomar, S OBP: 0.420, SLG: 0.551 (1, 4)	F8			SH4-3		SF8 SF7 2B				3	1	2	2	1	0	0											
Juan Gonzalez, R OBP: 0.387, SLG: 0.610 (1, 9)		G6-4-3 BB 1B		F8		SF8	K			3	0	1	1	1	1	3											
Jim Thome, L OBP: 0.421, SLG: 0.644 (1, 3)		G6-4-3 BB				FC5-4 BB		E5 PB		2	0	0	0	3	1	3											
Ellis Burks, R OBP: 0.349, SLG: 0.525 (1, 10)	G6-4-3			K		SF7		F9		3	0	0	1	0	1	5											
Marty Cordova, R OBP: 0.358, SLG: 0.514 Jolbert Cabrera, R OBP: 0.315, SLG: 0.362 (8, 7)	B1-3			K		FC5-4		K		4	0	0	0	0	2	3											
Travis Fryman, R OBP: 0.321, SLG: 0.324 (1, 5)			F8				F7	L9		4	0	0	0	0	1	1											
Einar Diaz, R OBP: 0.341, SLG: 0.390 (1, 2)	F7				G6-3		K		G4-3 SH5-3 1B	4	0	1	0	0	1	0											
Inning Stats	R: 0 E: 0 K: 0 S: 7	H: 0 LOB: 0 BB: 0 P: 10	R: 0 E: 0 K: 0 S: 6	H: 1 LOB: 1 BB: 1 P: 13	R: 0 E: 0 K: 0 S: 9	H: 0 LOB: 0 BB: 0 P: 12	R: 0 E: 1 K: 1 S: 10	H: 1 LOB: 2 BB: 1 P: 18	R: 0 E: 0 K: 2 S: 9	H: 0 LOB: 0 BB: 0 P: 13	R: 3 E: 0 K: 0 S: 10	H: 2 LOB: 1 BB: 2 P: 21	R: 1 E: 0 K: 2 S: 16	H: 2 LOB: 2 BB: 1 P: 23	R: 0 E: 1 K: 1 S: 12	H: 0 LOB: 1 BB: 0 P: 17		R: 0 E: 0 K: 1 S: 12	H: 1 LOB: 3 BB: 2 P: 22	1B: 5 2B: 2 3B: 0 HR: 0	SF: 2 SAC: 2 DP: 1 HBP: 0	WP: 0 PB: 1 CS: 2 ER: 0	PA: 41				
PITCHER	IP	WLS	BF	H	R	ER	SO	BB	IBB	HBP	BLK	WP	HR	S	P	ERA	WHIP										
Jon Garland, R ERA: 3.35 (1, 1)	5.1	L	22	4	3	3	3	3	0	0	0	0	0	47	78	5.06	1.312										
Alan Embree, L ERA: 8.52 (6, 1)	0.0		1	0	0	0	0	1	0	0	0	0	0	2	6	∞	∞										
Sean Lowe, R ERA: 3.97 (6, 1)	1.2		8	2	1	1	2	1	0	0	0	0	0	18	26	5.40	1.800										
Bill Pulsipher, L ERA: 5.4 (8, 1)	0.0		1	0	0	0	0	0	0	0	0	0	0	3	4	∞	∞										
Kip Wells, R ERA: 4.03 (8, 1)	2.0		9	1	0	0	2	1	1	0	0	0	0	21	35	0.00	1.000										

Batter	1	2	3	4	5	6	7	8	9	AB	R	H	RBI	BB	SO	LOB	BOTTOM										
Ray Durham, S OBP: 0.335, SLG: 0.462 (1, 4)	G6-4-3 2B		G4-3		K		G1-3		G3	5	0	1	0	0	1	4	Cleveland Indians @ Chicago White Sox Comiskey Park, Chicago, IL Sat Sep 01 2001, 7:05 PM EDT Att: 27,869 - Sunny - 66 F livebaseballscorecards.com										
Jose Valentin, S OBP: 0.342, SLG: 0.537 (1, 5)	G6-4-3 HBP		G3		CS 2B		S BB			2	0	1	2	1	0	1											
Magglio Ordonez, R OBP: 0.371, SLG: 0.521 (1, 9)	G6-4-3			G4-3 14 2B	F2		K			4	0	1	0	0	1	5											
14 Paul Konerko, R OBP: 0.353, SLG: 0.524 (1, 3)	G4-3			G4-3			F8			3	0	0	0	1	0	4											
Jose Canseco, R OBP: 0.378, SLG: 0.519 (1, 10)		K		FC5-2-5-1	CS	P3		F5		4	0	0	0	0	1	1											
Carlos Lee, R OBP: 0.327, SLG: 0.488 (1, 7)	G5-3					G6-3		G3-1		3	0	0	0	1	0	0											
Chris Singleton, L OBP: 0.316, SLG: 0.418 (1, 8)	G6-3				F9		K		F7	4	0	0	0	0	1	2											
Royce Clayton, R OBP: 0.295, SLG: 0.380 (1, 6)			G4-3 SH5-3 1B		2B 2B		2B 2B		G3	4	2	3	0	0	0	0											
Mark Johnson, L OBP: 0.338, SLG: 0.325 Tony Graffanino, R OBP: 0.384, SLG: 0.412 Jeff Liefer, L OBP: 0.285, SLG: 0.493 Josh Paul, R OBP: 0.277, SLG: 0.317 (8, 2)			SH5-3		2B 2B		S 2B		G6-3	1	1	1	0	0	0	0											
Inning Stats	R: 0 E: 0 K: 0 S: 8	H: 1 LOB: 1 BB: 0 P: 16	R: 0 E: 0 K: 1 S: 9	H: 0 LOB: 0 BB: 0 P: 12	R: 0 E: 0 K: 0 S: 10	H: 1 LOB: 1 BB: 0 P: 16	R: 0 E: 0 K: 0 S: 12	H: 1 LOB: 2 BB: 1 P: 25	R: 2 E: 0 K: 1 S: 15	H: 3 LOB: 1 BB: 1 P: 25	R: 0 E: 0 K: 1 S: 11	H: 0 LOB: 0 BB: 0 P: 16	R: 1 E: 0 K: 1 S: 16	H: 2 LOB: 2 BB: 1 P: 26	R: 0 E: 0 K: 0 S: 9	H: 0 LOB: 0 BB: 0 P: 12		R: 0 E: 0 K: 0 S: 8	H: 0 LOB: 0 BB: 0 P: 13	1B: 2 2B: 6 3B: 0 HR: 0	SF: 0 SAC: 1 DP: 1 HBP: 1	WP: 0 PB: 0 CS: 1	PA: 38				
PITCHER	IP	WLS	BF	H	R	ER	SO	BB	IBB	HBP	BLK	WP	HR	S	P	ERA	WHIP										
Ryan Drese, R ERA: 3.27 (1, 1)	5.2	W	24	6	2	2	2	2	0	0	0	0	0	6	10	27.00	3.000										
Rich Rodriguez, L ERA: 4.45 (7, 1)	0.1	H	2	1	1	1	1	0	0	0	0	0	0	2	2	∞	∞										
David Riske, R ERA: 1.74 (7, 1)	0.0		1	1	0	0	0	0	0	0	0	0	0	2	2	∞	∞										
Ricardo Rincon, L ERA: 3.43 (7, 1)	0.1	H	2	0	0	0	0	1	0	0	0	0	0	6	11	0.00	3.000										
Danys Baez, R ERA: 2.11 (7, 1)	1.2	H	5	0	0	0	1	0	0	0	0	0	0	14	20	0.00	0.000										

Batter	1	2	3	4	5	6	7	8	9	AB	R	H	RBI	BB	SO	LOB	TOP										
Kenny Lofton, L OBP: 0.328, SLG: 0.394 Dave Roberts, L OBP: 0.500, SLG: 1.000	0-0 F7	2-1 SF 1B		3-2 F8				1-3 K		2	1	0	1	0	0	0											
Omar Vizquel, S OBP: 0.334, SLG: 0.348 John McDonald, R (5.6)	1-3 K	2-1 F8		0-0 F8			2-1 G6-3	2-3 K		3	3	0	0	0	0	1	2										
Roberto Alomar, S OBP: 0.420, SLG: 0.548 Jolbert Cabrera, R OBP: 0.313, SLG: 0.359	0-3 K	4-1 1B			3-2 G4-3		0-1 F7	3-3 K		1	2	0	0	0	1	1	0										
Juan Gonzalez, R OBP: 0.388, SLG: 0.613 Marty Cordova, R OBP: 0.356, SLG: 0.522					1-3 K		0-0 HR	2-3 K		2	3	1	2	2	0	1	0										
Jim Thome, L OBP: 0.420, SLG: 0.642 Wil Cordero, R OBP: 0.322, SLG: 0.362		3-2 FC3-6 2B	2-3 K		1-0 P5		1-2 F7	0-0 2B		3	3	1	1	1	0	1	0										
Ellis Burks, R OBP: 0.352, SLG: 0.526 Tim Laker, R OBP: 0.292, SLG: 0.190		4-2 FC3-6 1B	1-0 FC5-4 1B			1-0 WP HR	1-1 F5	1-3 K		3	3	1	2	0	1	0	0										
Karim Garcia, L OBP: 0.500, SLG: 2.000		0-0 FC3-6 2B	1-3 K			1-2 HR		0-0 HR		4	3	2	3	0	1	3											
Travis Fryman, R OBP: 0.322, SLG: 0.330 Russell Brannan, L OBP: 0.306, SLG: 0.452		1-0 1B	2-1 FC5-4			0-2 F3		1-2 F9		2	2	1	1	2	0	0	1										
Einar Diaz, R OBP: 0.342, SLG: 0.391 Eddie Taubensee, L OBP: 0.298, SLG: 0.346		2-2 BB		1-1 G6-3		2-2 G6-3		4-2 BB		2	2	1	1	0	0	0	0										
Inning Stats	R: 0 E: 0 K: 2 S: 8	H: 0 LOB: 0 BB: 0 P: 9	R: 5 E: 1 K: 0 S: 25	H: 5 LOB: 2 BB: 2 P: 45	R: 0 E: 0 K: 2 S: 9	H: 1 LOB: 0 BB: 0 P: 15	R: 0 E: 0 K: 0 S: 6	H: 0 LOB: 0 BB: 0 P: 10	R: 0 E: 0 K: 1 S: 10	H: 0 LOB: 0 BB: 0 P: 15	R: 2 E: 0 K: 0 S: 15	H: 3 LOB: 1 BB: 0 P: 22	R: 1 E: 0 K: 0 S: 8	H: 1 LOB: 0 BB: 0 P: 10	R: 1 E: 0 K: 2 S: 14	H: 1 LOB: 1 BB: 1 P: 22	R: 0 E: 0 K: 3 S: 10	H: 1 LOB: 1 BB: 0 P: 16	1B: 5 2B: 4 3B: 0 HR: 3	SF: 1 SAC: 0 DP: 0 HBP: 0	WP: 1 PB: 1 SB: 0 CS: 0	PA: 42					
PITCHER	IP	WLS	BF	H	R	ER	SO	BB	IBB	HBP	BLK	WP	HR	S	P	ERA	WHIP										
Rocky Biddle, R ERA: 5.5	5.0	W	24	7	7	5	5	2	0	0	0	0	0	59	96	9.00	1.800										
Sean Lowe, R ERA: 4.08	1.1		7	3	2	2	0	0	0	0	0	1	2	17	23	13.50	2.250										
Bob Howry, R ERA: 4.5	0.2		2	0	0	0	0	0	0	0	0	0	0	5	7	0.00	0.000										
Bill Pulsipher, L ERA: 5.63	0.2		4	1	1	1	1	1	0	0	0	0	1	10	16	13.50	3.000										
Josh Fogg, R ERA:	1.1		5	1	0	0	4	0	0	0	0	0	0	14	22	0.00	0.750										

Cleveland Indians @ Chicago White Sox
Comiskey Park, Chicago, IL
Sun Sep.02.2001, 2:05 PM EDT
Att: 25,680 - Sunny - 75 F

livebaseballscorecards.com

AB 38
R 10
H 12
RBI 10
BB 3
SO 10
LOB 10

C

Batter	1	2	3	4	5	6	7	8	9	AB	R	H	RBI	BB	SO	LOB	BOTTOM										
Ray Durham, S OBP: 0.337, SLG: 0.461 Tony Graffanino, R OBP: 0.381, SLG: 0.408	1-0 G4-3	4-2 1B	4-2 BB					0-2 F8		2	2	0	0	3	1	0											
Jose Valentin, S OBP: 0.345, SLG: 0.533	4-2 G4-3 BB	2-3 K	4-0 2B		0-2 F9		4-2 2B	3-3 K		3	2	0	0	3	2	3											
Magglio Ordonez, R OBP: 0.374, SLG: 0.526	0-0 G4-3	2-0 14 HR	3-1 1B		3-2 F9		3-1 14 1B	4-2 14 1B		5	3	3	4	1	0	2											
14 Paul Konerko, R OBP: 0.354, SLG: 0.530	2-2 G5-3	1-0 HR	0-2 G6-3		2-1 F8		1-0 HR	2-0 1B		6	2	3	5	0	0	3											
Jose Canseco, R OBP: 0.381, SLG: 0.532		1-0 BB	2-1 1B		0-2 L7		2-2 HR	1-2 G3		5	2	2	3	1	0	2											
Carlos Lee, R OBP: 0.327, SLG: 0.486 Aaron Rowand, R OBP: 0.405, SLG: 0.484		0-0 1B	0-2 G6-3		2-2 G5-3		4-2 HR			4	1	1	0	0	1	1											
Chris Singleton, L OBP: 0.324, SLG: 0.433		0-0 1B	0-0 P3	1-2 G1-6-3		0-2 WP	1-0 HR			5	2	4	2	0	0	0											
Royce Clayton, R OBP: 0.299, SLG: 0.381		1-0 E	2-1 1B	1-0 G1-6-3		3-2 1B	1-3 K			4	2	2	2	0	1	1											
Mark Johnson, L OBP: 0.340, SLG: 0.336		1-3 2H	2-1 E8	0-1 P5		1-2 G6-3	3-3 K			5	2	2	2	0	1	2											
Inning Stats	R: 0 E: 0 K: 0 S: 10	H: 0 LOB: 1 BB: 1 P: 17	R: 8 E: 1 K: 2 S: 20	H: 6 LOB: 0 BB: 2 P: 42	R: 5 E: 1 K: 0 S: 17	H: 4 LOB: 1 BB: 2 P: 34	R: 0 E: 0 K: 0 S: 6	H: 1 LOB: 0 BB: 0 P: 8	R: 0 E: 0 K: 0 S: 8	H: 0 LOB: 1 BB: 1 P: 17	R: 0 E: 0 K: 0 S: 15	H: 1 LOB: 2 BB: 0 P: 21	R: 6 E: 0 K: 3 S: 26	H: 4 LOB: 0 BB: 2 P: 46	R: 0 E: 0 K: 1 S: 13	H: 1 LOB: 2 BB: 1 P: 23	1B: 11 2B: 3 3B: 0 HR: 3	SF: 0 SAC: 0 DP: 1 HBP: 1	WP: 2 PB: 0 SB: 0 CS: 0	PA: 50							
PITCHER	IP	WLS	BF	H	R	ER	SO	BB	IBB	HBP	BLK	WP	HR	S	P	ERA	WHIP										
Dave Burba, R ERA: 6.32	1.1	L	12	5	7	7	1	3	0	1	0	1	1	48	88	12.46	2.308										
Tim Drew, R ERA: 8.22	4.1		23	7	6	6	1	3	0	1	0	0	2	30	51	40.50	4.500										
Scott Radinsky, L ERA: 40.5	1.1		10	4	6	6	3	2	0	0	0	0	2	30	51	40.50	4.500										
Tim Laker, R ERA:	1.0		5	1	0	0	1	1	0	0	0	0	0	13	23	0.00	2.000										

Cleveland Indians @ Chicago White Sox
Comiskey Park, Chicago, IL
Sun Sep.02.2001, 2:05 PM EDT
Att: 25,680 - Sunny - 75 F

livebaseballscorecards.com

AB 40
R 19
H 17
RBI 18
BB 9
SO 6
LOB 14

Sox

Batter	1	2	3	4	5	6	7	8	9	AB	R	H	RBI	BB	SO	LOB	TOP								
Kenny Lofton, L OBP: 0.327, SLG: 0.392 (1, 8)	G3		F2		G4-3	G6-3			G4-3	5	0	1	0	0	0	3	Cleveland Indians @ Chicago White Sox Comiskey Park, Chicago, IL Mon Sep 03 2001, 7:05 PM EDT Att: 28,135 - Cloudy - 86 F								
Omar Vizquel, S OBP: 0.333, SLG: 0.350 (1, 6)	L8		G6-3			E	G1-3		G4-3	5	1	1	0	0	0	1									
Roberto Alomar, S OBP: 0.418, SLG: 0.544 (1, 4)	K		G3			E3 HR	K		G4-6-3 BB	4	1	0	1	1	2	0									
Juan Gonzalez, R OBP: 0.387, SLG: 0.610 (1, 9)		K		F8		G6-3			G4-6-3	5	0	1	0	0	1	3									
Jim Thome, L OBP: 0.419, SLG: 0.638 (1, 3)		K		G4-3		HR			G4-6-3	3	1	0	0	1	1	1									
Ellis Burks, R OBP: 0.356, SLG: 0.539 (1, 10)		1B		F8		HR			G4-6-3 1B	4	2	3	3	0	0	0									
Dave Roberts, L OBP: 0.500, SLG: 1.000 (8, FR)		2B								0	0	0	0	0	0	0									
Karim Garcia, L OBP: 0.625, SLG: 1.571 (1, 7)		1B				FC6-4 1B			G4-6-3	3	0	2	0	0	0	1									
Jolbert Cabrera, R OBP: 0.313, SLG: 0.359 (8, 7)		1B				HBP				0	0	0	0	0	0	0									
Travis Fryman, R OBP: 0.324, SLG: 0.332 (1, 5)		1B		F8		FC6-4 1B			F8	4	0	2	1	0	0	2									
Einar Diaz, R OBP: 0.341, SLG: 0.397 (1, 2)		G3		G1-3		FC6-4			HR	4	1	1	1	0	0	5									
Inning Stats	R: 0 E: 0 K: 1 S: 6	H: 0 LOB: 0 BB: 0 P: 9	R: 1 E: 0 K: 2 S: 14	H: 3 LOB: 2 BB: 0 P: 23	R: 0 E: 0 K: 0 S: 5	H: 0 LOB: 0 BB: 0 P: 7	R: 0 E: 0 K: 0 S: 4	H: 0 LOB: 0 BB: 0 P: 7	R: 0 E: 0 K: 0 S: 9	H: 1 LOB: 1 BB: 0 P: 13	R: 4 E: 1 K: 0 S: 15	H: 3 LOB: 2 BB: 1 P: 30	R: 0 E: 0 K: 1 S: 8	H: 1 LOB: 1 BB: 0 P: 13	R: 0 E: 0 K: 0 S: 7	H: 1 LOB: 1 BB: 0 P: 12	R: 1 E: 0 K: 0 S: 8	H: 2 LOB: 1 BB: 1 P: 13	1B: 5 2B: 3 3B: 1 HR: 2	SF: 0 SAC: 0 DP: 2 HBP: 1	WP: 0 PB: 0 SB: 1 CS: 0	PA: 40			
PITCHER	IP	WLS	BF	H	R	ER	SO	BB	IBB	HBP	BLK	WP	HR	S	P	ERA	WHIP								
Gary Glover, R ERA: 4.44 (1, 1)	6.0	L	28	7	5	4	3	0	1	1	0	0	1	53	89	6.00	1.167								
Kip Wells, R ERA: 3.96 (7, 1)	2.0		7	2	0	0	1	0	0	0	0	0	0	15	25	0.00	1.000								
Bob Howry, R ERA: 4.57 (9, 1)	1.0		5	2	1	1	0	1	0	0	0	0	1	8	13	9.00	3.000								

Batter	1	2	3	4	5	6	7	8	9	AB	R	H	RBI	BB	SO	LOB	BOTTOM								
Ray Durham, S OBP: 0.337, SLG: 0.459 (1, 4)	F8			SF9			G4-3			2	0	0	1	2	0	0	Cleveland Indians @ Chicago White Sox Comiskey Park, Chicago, IL Mon Sep 03 2001, 7:05 PM EDT Att: 28,135 - Cloudy - 86 F								
Carlos Lee, R OBP: 0.326, SLG: 0.482 (1, 7)	14 S BB		K				F5		F9	4	0	0	0	1	2	5									
Magglio Ordonez, R OBP: 0.371, SLG: 0.522 (1, 9)	K		G6-3			F8			F9	4	0	0	0	0	1	1									
14 Paul Konerko, R OBP: 0.352, SLG: 0.526 (1, 3)	F7		F8			L9			G6-3	4	0	0	0	0	0	1									
Jose Canseco, R OBP: 0.383, SLG: 0.529 (1, 10)		2B 1B BB		S 1B		K			F7	3	1	1	0	1	1	0									
Herbert Perry, R OBP: 0.333, SLG: 0.417 (1, 5)		1B 2B		F2		G1-3			K	4	1	1	0	0	1	1									
Aaron Rowand, R OBP: 0.287, SLG: 0.469 (1, 8)		K		F2		K			K	3	0	0	0	0	2	2									
Jose Valentin, S OBP: 0.344, SLG: 0.531 (9, PH)		K							K	1	0	0	0	0	1	0									
Royce Clayton, R OBP: 0.301, SLG: 0.385 (1, 6)		K				1B SF9 2B			G3	4	1	2	0	0	1	2									
Josh Paul, R OBP: 0.287, SLG: 0.327 (1, 2)		BB 1B				1B				3	0	2	2	0	0	1									
Chris Singleton, L OBP: 0.326, SLG: 0.435 (9, PH)		2H 3H		PB S 1B		F8			BB 1B	1	0	1	0	0	0	0									
Inning Stats	R: 0 E: 0 K: 1 S: 11	H: 0 LOB: 1 BB: 1 P: 20	R: 2 E: 0 K: 3 S: 15	H: 2 LOB: 2 BB: 2 P: 28	R: 0 E: 0 K: 0 S: 5	H: 1 LOB: 1 BB: 0 P: 9	R: 1 E: 0 K: 1 S: 10	H: 2 LOB: 1 BB: 0 P: 13	R: 0 E: 0 K: 1 S: 8	H: 0 LOB: 0 BB: 0 P: 12	R: 0 E: 0 K: 1 S: 8	H: 1 LOB: 1 BB: 0 P: 9	R: 0 E: 0 K: 0 S: 5	H: 0 LOB: 0 BB: 0 P: 6	R: 0 E: 0 K: 1 S: 9	H: 0 LOB: 0 BB: 0 P: 15	R: 0 E: 0 K: 1 S: 12	H: 1 LOB: 2 BB: 1 P: 18	1B: 5 2B: 2 3B: 0 HR: 0	SF: 1 SAC: 0 DP: 0 HBP: 0	WP: 0 PB: 1 SB: 3 CS: 0	PA: 38			
PITCHER	IP	WLS	BF	H	R	ER	SO	BB	IBB	HBP	BLK	WP	HR	S	P	ERA	WHIP								
CC Sabathia, L ERA: 4.36 (1, 1)	8.0	W	33	6	3	3	8	3	0	0	0	0	0	71	112	3.38	1.125								
Bob Wickman, R ERA: 2.61 (9, 1)	1.0	S	5	1	0	0	1	1	0	0	0	0	0	12	18	0.00	2.000								

Batter	1	2	3	4	5	6	7	8	9	AB	R	H	RBI	BB	SO	LOB	TOP					
Kenny Lofton, L OBP: 0.326, SLG: 0.389 (1, 8)	G5-3		G4-3		F8		SH1-4 1B BB		L7	4	1	0	0	1	0	1	Cleveland Indians @ Boston Red Sox Fenway Park, Boston, MA Tue Sep 04 2001, 7:05 PM EDT Att: 32,145 - Sunny - 73 F					
Omar Vizquel, S OBP: 0.334, SLG: 0.350 (1, 6)	K			BB 2B BB	P6		SH1-4		WP 1B 1B	3	1	1	0	1	1	0						
Roberto Alomar, S OBP: 0.418, SLG: 0.541 (1, 4)	F7			2B SF8 BB		G3-1	P4		WP 1B 1B	4	1	1	0	1	0	2						
Juan Gonzalez, R OBP: 0.387, SLG: 0.610 Dave Roberts, L OBP: 0.500, SLG: 1.000 (9, 7)		F9		SF8 SF7 2B		K	FC6 1B		K	5	1	2	3	0	2	2						
Jim Thome, L OBP: 0.421, SLG: 0.651 (1, 3)		HR		SF8		HR	FC6			3	2	3	1	0	1							
Ellis Burks, R OBP: 0.354, SLG: 0.535 (1, 10)	G5-3			SF7		HR				3	0	0	1	1	2	3						
Karim Garcia, L OBP: 0.336, SLG: 1.444 Jolbert Cabrera, R OBP: 0.312, SLG: 0.358 (7, 7)	K							G6-3		2	0	1	0	1	1	0						
Travis Fryman, R OBP: 0.320, SLG: 0.327 (1, 5)			F8		K			K		4	0	0	0	0	2	3						
Einar Diaz, R OBP: 0.342, SLG: 0.401 (1, 2)			K			F7		SH1-4 1B 2B		4	2	2	0	0	1	0						
Inning Stats	R: 0 E: 0 K: 1 S: 10	H: 0 LOB: 0 BB: 0 P: 14	R: 1 E: 0 K: 1 S: 10	H: 1 LOB: 0 BB: 0 P: 11	R: 0 E: 0 K: 1 S: 14	H: 0 LOB: 0 BB: 0 P: 19	R: 3 E: 0 K: 1 S: 21	H: 2 LOB: 1 BB: 2 P: 34	R: 0 E: 0 K: 0 S: 5	H: 0 LOB: 0 BB: 0 P: 7	R: 1 E: 0 K: 1 S: 15	H: 1 LOB: 2 BB: 2 P: 28	R: 2 E: 0 K: 0 S: 13	H: 2 LOB: 1 BB: 1 P: 24	R: 0 E: 0 K: 2 S: 14	H: 0 LOB: 0 BB: 0 P: 21		R: 1 E: 0 K: 2 S: 19	H: 3 LOB: 3 BB: 1 P: 33	1B: 4 2B: 3 3B: 0 HR: 2	SF: 2 SAC: 1 DP: 0 HBP: 0	WP: 1 PB: 0 SB: 1 CS: 0
PITCHER	IP	WLS	BF	H	R	ER	SO	BB	IBB	HBP	BLK	WP	HR	S	P	ERA	WHIP					
Hideo Nomo, R ERA: 4.31 (1, 1)	5.2	L	24	4	5	5	5	3	0	0	0	0	2	69	102	7.94	1.235					
Rich Garcia, R ERA: 2.99 (6, 1)	0.2		5	1	2	2	0	2	0	0	0	0	0	12	23	27.00	4.500					
49 Tim Wakefield, R ERA: 3.67 (7, 1)	1.2		6	1	0	0	2	0	0	0	0	0	0	21	33	0.00	0.600					
Rod Beck, R ERA: 3.99 (9, 1)	1.0		7	3	1	1	2	0	1	0	0	1	0	19	33	9.00	3.000					

AB 33
R 8
H 9
RBI 7
BB 6
SO 9
LOB 12



Batter	1	2	3	4	5	6	7	8	9	AB	R	H	RBI	BB	SO	LOB	BOTTOM					
Jose Offerman, S OBP: 0.321, SLG: 0.347 (1, 4)	G4-3			G4-3 2B		G4-3		FC4-6		5	1	2	1	0	0	1	Cleveland Indians @ Boston Red Sox Fenway Park, Boston, MA Tue Sep 04 2001, 7:05 PM EDT Att: 32,145 - Sunny - 73 F					
Scott Hatteberg, L OBP: 0.342, SLG: 0.368 Chris Stynes, R OBP: 0.328, SLG: 0.417 (9, FH)	G4-3			G4-3					F8 BB 1B	4	0	2	1	0	0	1						
Trot Nixon, L OBP: 0.383, SLG: 0.476 (1, 8)		F7		G4-3		K			1B BB	3	0	0	1	2	1	4						
Manny Ramirez, R OBP: 0.405, SLG: 0.621 (1, 10)		K							F8	5	0	2	0	0	2	5						
Carl Everett, S OBP: 0.322, SLG: 0.442 (1, 9)	F8			G3		G4-3			G6-4-3 1B	5	0	1	1	0	1	6						
Dante Bichette, R OBP: 0.329, SLG: 0.464 (1, 7)		1B BB 1B		L8		G1-3		F9	G6-4-3	4	1	0	0	1	0	2						
Brian Daubach, L OBP: 0.351, SLG: 0.502 (1, 3)		1B BB 1B				K			G5-3	3	1	1	0	1	1	0						
Shea Hillenbrand, R OBP: 0.301, SLG: 0.405 (1, 5)		1B BB 1B				G6-3			F8	4	1	2	0	0	0	0						
Mike Lansing, R OBP: 0.299, SLG: 0.395 (1, 6)		1B BB 1B		FC6-4					FC4-6 1B	4	0	2	1	0	0	1						
Inning Stats	R: 0 E: 0 K: 0 S: 14	H: 1 LOB: 2 BB: 1 P: 25	R: 3 E: 0 K: 2 S: 21	H: 5 LOB: 3 BB: 1 P: 30	R: 0 E: 0 K: 0 S: 9	H: 1 LOB: 1 BB: 1 P: 15	R: 1 E: 0 K: 0 S: 10	H: 2 LOB: 1 BB: 0 P: 14	R: 0 E: 0 K: 1 S: 8	H: 0 LOB: 0 BB: 0 P: 12	R: 0 E: 0 K: 1 S: 10	H: 1 LOB: 1 BB: 0 P: 17	R: 0 E: 0 K: 1 S: 9	H: 0 LOB: 0 BB: 0 P: 13	R: 0 E: 0 K: 0 S: 6	H: 1 LOB: 1 BB: 0 P: 9		R: 1 E: 0 K: 0 S: 7	H: 2 LOB: 1 BB: 1 P: 13	1B: 12 2B: 1 3B: 0 HR: 0	SF: 0 SAC: 0 DP: 1 HBP: 0	WP: 0 PB: 0 SB: 0 CS: 0
PITCHER	IP	WLS	BF	H	R	ER	SO	BB	IBB	HBP	BLK	WP	HR	S	P	ERA	WHIP					
Bartolo Colon, R ERA: 4.19 (1, 1)	5.2	W	29	10	4	4	3	3	0	0	0	0	0	68	106	6.35	2.294					
Ricardo Rincon, L ERA: 3.4 (6, 1)	0.1	H	1	0	0	0	1	0	0	0	0	0	0	4	7	0.00	0.000					
Danys Baez, R ERA: 2.01 (7, 1)	2.0	H	7	1	0	0	1	0	0	0	0	0	0	15	22	0.00	0.500					
John Rocker, L ERA: 4.11 (9, 1)	0.0		2	1	1	1	0	1	0	0	0	0	0	3	7	∞	∞					
Bob Wickman, R ERA: 2.56 (9, 1)	1.0	S	3	1	0	0	0	0	0	0	0	0	0	4	6	0.00	1.000					

AB 38
R 5
H 13
RBI 5
BB 4
SO 5
LOB 20



Batter	1	2	3	4	5	6	7	8	9	AB	R	H	RBI	BB	SO	LOB	TOP					
Jolbert Cabrera, R OBP: 0.312, SLG: 0.357 Kenny Lofton, L OBP: 0.326, SLG: 0.389	E5 1B		G6-3	FC4-6 1B		F8		WP 1B		3	2	1	1	0	0	0	Cleveland Indians @ Boston Red Sox Fenway Park, Boston, MA Wed Sep 05 2001, 7:05 PM EDT Att: 32,029 - Sunny - 67 F					
Omar Vizquel, S OBP: 0.336, SLG: 0.350	1B BB		G5-3	FC4-6 1B				K		3	0	1	1	2	1	1						
Roberto Alomar, S OBP: 0.416, SLG: 0.537	F9			E4 FC4-6		F7		G6-3		4	0	0	1	1	0	6						
Juan Gonzalez, R OBP: 0.385, SLG: 0.606	G5-4-3 1B		F7	FC4-6			G5-3		K	5	0	1	2	0	1	3						
Ellis Burks, R OBP: 0.353, SLG: 0.529	G5-4-3			K				G6-3 1B HBP		4	1	0	0	0	3	4						
Marty Cordova, R OBP: 0.359, SLG: 0.519		G6-3 HBP		HBP 1B	G3			G6-3		4	1	1	0	0	1	1						
Travis Fryman, R OBP: 0.322, SLG: 0.330		G6-3		BB HBP 1B	G4-3			1B		4	1	2	1	0	0	1						
Wil Cordero, R OBP: 0.322, SLG: 0.359 Jim Thome, L OBP: 0.420, SLG: 0.650		K		1B BB HBP	K			K		2	1	0	0	0	2	1						
Tim Laker, R OBP: 0.308, SLG: 0.182 Eddie Taubensee, L OBP: 0.293, SLG: 0.340		G4-3		1B BB HBP				G4-3		1	1	0	1	1	0	1						
Inning Stats	R: 1 E: 1 K: 0 S: 7	H: 1 LOB: 1 BB: 1 P: 15	R: 0 E: 0 K: 1 S: 8	H: 0 LOB: 1 BB: 0 P: 12	R: 0 E: 0 K: 2 S: 13	H: 0 LOB: 1 BB: 1 P: 20	R: 5 E: 1 K: 2 S: 19	H: 4 LOB: 2 BB: 1 P: 33	R: 0 E: 0 K: 1 S: 7	H: 0 LOB: 0 BB: 0 P: 10	R: 0 E: 0 K: 0 S: 8	H: 0 LOB: 1 BB: 1 P: 16	R: 1 E: 0 K: 1 S: 12	H: 1 LOB: 1 BB: 0 P: 19	R: 0 E: 0 K: 3 S: 9	H: 1 LOB: 1 BB: 0 P: 13		R: 0 E: 0 K: 3 S: 9	H: 0 LOB: 0 BB: 0 P: 14	1B: 7 2B: 0 3B: 0 HR: 0	SF: 0 SAC: 0 DP: 1 HBP: 3	WP: 1 PB: 0 SB: 0 CS: 0
PITCHER	IP	WLS	BF	H	R	ER	SO	BB	IBB	HBP	BLK	WP	HR	S	P	ERA	WHIP					
Casey Fossum, L ERA: 3.45	3.1		20	5	6	4	2	3	0	2	0	0	0	40	69	10.80	2.400					
Rolando Arrojo, R ERA: 3.2	2.2	W	10	0	0	0	2	1	0	0	0	0	0	22	37	0.00	0.375					
Derek Lowe, R ERA: 3.98	2.0	H	9	2	1	1	2	0	0	1	0	1	0	21	32	4.50	1.000					
Ugueth Urbina, R ERA: 3.79	1.0	S	3	0	0	0	3	0	0	0	0	0	0	9	14	0.00	0.000					

Batter	1	2	3	4	5	6	7	8	9	AB	R	H	RBI	BB	SO	LOB	BOTTOM				
Jose Offerman, S OBP: 0.326, SLG: 0.350	S 1B	1B G1-2-3 1B	3B 1B	CS	G3		HR BB			4	3	3	0	1	0	0	Cleveland Indians @ Boston Red Sox Fenway Park, Boston, MA Wed Sep 05 2001, 7:05 PM EDT Att: 32,029 - Sunny - 67 F				
Trot Nixon, L OBP: 0.369, SLG: 0.492	1B 2B BB	G1-2-3 BB 1B	1B 3B		1B		HR			4	4	4	4	1	0	0					
Izzy Alcantara, R OBP: 0.385, SLG: 0.385 Troy O'Leary, L OBP: 0.308, SLG: 0.448	2B 1B	BB G1-2-3 1B	K		K		P6			5	1	2	1	0	2	2					
Manny Ramirez, R OBP: 0.405, SLG: 0.620	1B 2B	G1-2-3 1B	1B IBB		K		F9			4	1	1	2	1	1	4					
Carl Everett, S OBP: 0.325, SLG: 0.442 Darren Lewis, R OBP: 0.284, SLG: 0.360	2B 1B	BB HBP	1B		1B		G4-3	G3		4	0	2	2	0	0	0					
Brian Daubach, L OBP: 0.354, SLG: 0.503	2B	HBP BB	G3		G3		1B BB	K		3	0	1	1	2	1	2					
Shea Hillenbrand, R OBP: 0.300, SLG: 0.402	K	K			G4-3		1B	G3		5	0	1	0	0	2	5					
Mike Lansing, R OBP: 0.301, SLG: 0.394	P3		1B 3B 1B		CS BB		P4	P4		4	1	1	0	1	0	4					
Doug Mirabeli, R OBP: 0.333, SLG: 0.416	G5-3		P6		K		K			4	0	0	0	0	2	6					
Inning Stats	R: 4 E: 0 K: 1 S: 26	H: 5 LOB: 2 BB: 1 P: 39	R: 1 E: 0 K: 1 S: 14	H: 3 LOB: 3 BB: 1 P: 26	R: 3 E: 0 K: 1 S: 17	H: 4 LOB: 2 BB: 1 P: 32	R: 0 E: 0 K: 1 S: 7	H: 0 LOB: 0 BB: 1 P: 14	R: 0 E: 0 K: 2 S: 14	H: 1 LOB: 1 BB: 0 P: 22	R: 0 E: 0 K: 1 S: 11	H: 1 LOB: 2 BB: 1 P: 17	R: 2 E: 0 K: 0 S: 12	H: 1 LOB: 0 BB: 1 P: 21	R: 0 E: 0 K: 1 S: 8	H: 0 LOB: 0 BB: 0 P: 12		1B: 11 2B: 2 3B: 1 HR: 1	SF: 0 SAC: 0 DP: 1 HBP: 1	WP: 0 PB: 0 SB: 1 CS: 1	PA: 45
PITCHER	IP	WLS	BF	H	R	ER	SO	BB	IBB	HBP	BLK	WP	HR	S	P	ERA	WHIP				
Steve Woodard, R ERA: 4.92	1.2	L	14	8	5	5	1	1	0	1	0	0	0	21	40	20.25	3.750				
Mike Bacsik, L ERA: 11.05	1.1		10	4	3	3	2	1	1	0	0	0	0	44	74	4.50	1.500				
Ryan Drese, R ERA: 3.6	4.0		17	3	2	2	4	3	0	0	0	0	1	8	12	0.00	0.000				
John Rocker, L ERA: 4.03	1.0		3	0	0	0	1	0	0	0	0	0	0	8	12	0.00	0.000				

Batter	1	2	3	4	5	6	7	8	9	AB	R	H	RBI	BB	SO	LOB	TOP									
Kenny Lofton, L OBP: 0.329, SLG: 0.393 (1, 8)	4-1 1B BB	0-0 P3			2-2 G4-3 1B		1-0 1B 2B	0-0 SF8		3	3	2	1	1	0	1										
Omar Vizquel, S OBP: 0.335, SLG: 0.349 (1, 6)	2-2 1B SF9 1B		1-2 G4-3		1-0 G3		0-0 G6-3	3-2 F2		5	1	1	0	0	0	4										
Roberto Alomar, S OBP: 0.418, SLG: 0.542 (1, 4)	2-2 G3 1-3 2-H 1B		3-2 SF4 3B		1-2 G4-3		1-0 1B 1B		0-0 F8	5	1	3	2	0	0	1										
Juan Gonzalez, R OBP: 0.385, SLG: 0.606 (1, 10)	0-0 SF9		0-1 SF4		1-2 1B		2-2 1B 1B		2-3 K	3	0	2	3	0	1	0										
Jim Thome, L OBP: 0.418, SLG: 0.645 (1, 3)	3-H 0-1 G3		3-H 2-2 P4		3-H 3-2 1B		1-3 K		3-3 K	5	0	1	0	0	2	3										
Marty Cordova, R OBP: 0.358, SLG: 0.516 Jolbert Cabrera, R OBP: 0.312, SLG: 0.357 (8, 9)	1-3 K			1-0 FC5-4 1B		1-1 F9		0-0 G4-3		4	0	1	0	0	1	5										
Karim Garcia, L OBP: 0.500, SLG: 1.231 Dave Roberts, L OBP: 0.500, SLG: 1.000 (8, PR)		2-2 FC5-4 1B		0-3 K		2-2 G3-1		2-1 FC1-5 2B		4	0	2	0	0	1	1	AB 37									
Travis Fryman, R OBP: 0.318, SLG: 0.325 (1, 5)		0-0 FC5-4 G6-3		1-0 F8		0-0 G5-3		0-0 FC1-5 1B SF8		4	1	0	0	0	0	3	R 6									
Einar Diaz, R OBP: 0.341, SLG: 0.399 (1, 2)		2-1 G6-3		2-0 FC5-4		2-1 G6-3		3-2 PB 1B		4	0	1	0	0	0	2	H 13									
Inning Stats	R: 2 E: 0 K: 1 S: 17	H: 2 LOB: 1 BB: 1 P: 26	R: 0 E: 0 K: 0 S: 7	H: 1 LOB: 1 BB: 0 P: 11	R: 1 E: 0 K: 0 S: 13	H: 1 LOB: 0 BB: 0 P: 19	R: 0 E: 0 K: 1 S: 6	H: 1 LOB: 1 BB: 0 P: 10	R: 1 E: 0 K: 0 S: 15	H: 3 LOB: 2 BB: 0 P: 24	R: 0 E: 0 K: 0 S: 6	H: 0 LOB: 0 BB: 0 P: 10	R: 1 E: 0 K: 1 S: 10	H: 3 LOB: 2 BB: 0 P: 15	R: 1 E: 0 K: 0 S: 13	H: 2 LOB: 1 BB: 0 P: 21	R: 0 E: 0 K: 2 S: 7	H: 0 LOB: 0 BB: 0 P: 12	1B: 10 2B: 2 HR: 0	SF: 3 SAC: 0 HBP: 0	WP: 0 PB: 1 SB: 1 CS: 0	PA: 41				
PITCHER	IP	WLS	BF	H	R	ER	SO	BB	IBB	HBP	BLK	WP	HR	S	P	ERA	WHIP									
Frank Castillo, R ERA: 4.37 Sun-Woo Kim, R ERA: 5.4 Allen McDill, L ERA: 3.0	(1, 1)	6.0	L	27	8	4	4	2	1	0	0	0	0	0	64	100	6.00	1.500								
	(7, 1)	1.1		9	5	2	2	1	0	0	0	0	0	0	19	29	13.50	3.750								
	(8, 1)	1.2		5	0	0	0	2	0	0	0	0	0	0	11	19	0.00	0.000								

Cleveland Indians @ Boston Red Sox
Fenway Park, Boston, MA
Thu Sep 06 2001, 7:05 PM EDT
Att: 32,500 - Sunny - 76 F

AB 37
R 6
H 13
RBI 6
BB 1
SO 5
LOB 20



Batter	1	2	3	4	5	6	7	8	9	AB	R	H	RBI	BB	SO	LOB	BOTTOM									
Chris Stynes, R OBP: 0.330, SLG: 0.419 (1, 4)	0-1 P4			2-1 F8		1-1 1B		1-2 2B 1B		4	1	2	0	0	0	0										
Jose Offerman, S OBP: 0.326, SLG: 0.352 (1, 3)	1-2 F9			1-0 G6-3		0-0 F8		3-2 1B 2B		4	1	1	0	0	0	2										
Trot Nixon, L OBP: 0.367, SLG: 0.488 (1, 8)	3-1 G4-3			3-2 G4-3			1-1 G3	1-3 K		4	0	0	0	0	1	2										
Manny Ramirez, R OBP: 0.405, SLG: 0.619 (1, 10)		0-0 G6-3			2-3 K		2-0 BB 1B	2-2 1B		4	1	2	2	0	1	0										
Carl Everett, S OBP: 0.327, SLG: 0.441 (1, 9)		1-0 G6-4-3 1B			2-1 G6-3		4-2 2B G4-3 BB	2-3 K		3	1	1	0	1	1	1										
Izzy Alcantara, R OBP: 0.353, SLG: 0.412 (1, 7)		0-0 G6-4-3			0-3 K		1-0 G4-3 2B		1-3 K	4	0	1	1	0	2	1										
Shea Hillenbrand, R OBP: 0.297, SLG: 0.358 (1, 5)			2-3 K			0-0 E1 1B	0-2 G4-3		3-3 K	4	0	0	1	0	2	1	AB 34									
Mike Lansing, R OBP: 0.298, SLG: 0.389 (1, 6)			1-0 F9			2-0 L7	2-3 K		3-2 G6-3	4	0	0	0	0	1	2	R 4									
Joe Oliver, R OBP: 0.238, SLG: 0.325 Scott Hatteberg, L OBP: 0.341, SLG: 0.366 (8, PH)			1-2 G5-3			2-2 G5-3		1-2 F7		2	0	0	0	0	0	1	H 7									
Inning Stats	R: 0 E: 0 K: 0 S: 7	H: 0 LOB: 0 BB: 0 P: 11	R: 0 E: 0 K: 0 S: 3	H: 1 LOB: 0 BB: 0 P: 4	R: 0 E: 0 K: 1 S: 7	H: 0 LOB: 0 BB: 0 P: 11	R: 0 E: 0 K: 0 S: 6	H: 0 LOB: 0 BB: 0 P: 12	R: 0 E: 1 K: 0 S: 8	H: 1 LOB: 2 BB: 0 P: 13	R: 2 E: 0 K: 1 S: 16	H: 2 LOB: 1 BB: 1 P: 26	R: 2 E: 0 K: 2 S: 22	H: 3 LOB: 0 BB: 0 P: 32	R: 0 E: 0 K: 2 S: 10	H: 0 LOB: 0 BB: 0 P: 17	1B: 5 2B: 2 HR: 0	SF: 0 SAC: 0 HBP: 0	WP: 0 PB: 0 SB: 0 CS: 0	PA: 35						
PITCHER	IP	WLS	BF	H	R	ER	SO	BB	IBB	HBP	BLK	WP	HR	S	P	ERA	WHIP									
Chuck Finley, L ERA: 6.04 David Riske, R ERA: 1.69 Danys Baez, R ERA: 2.4 John Rocker, L ERA: 3.97	(1, 1)	6.1	W	24	4	2	2	3	1	0	0	0	0	0	46	78	2.84	0.789								
	(7, 1)	0.2	H	2	0	0	0	1	0	0	0	0	0	10	12	0.00	0.000									
	(8, 1)	1.0		6	3	2	2	2	0	0	0	0	0	22	32	18.00	3.000									
	(9, 1)	1.0	S	3	0	0	0	2	0	0	0	0	0	10	17	0.00	0.000									

Cleveland Indians @ Boston Red Sox
Fenway Park, Boston, MA
Thu Sep 06 2001, 7:05 PM EDT
Att: 32,500 - Sunny - 76 F

AB 34
R 4
H 7
RBI 4
BB 1
SO 8
LOB 10



Batter	1	2	3	4	5	6	7	8	9	AB	R	H	RBI	BB	SO	LOB	TOP								
Ray Durham, S OBP: 0.337, SLG: 0.457										5	1	4	4	0	0	1	Chicago White Sox @ Cleveland Indians Jacobs Field, Cleveland, OH Fri Sep 07 2001, 7:05 PM EDT Att: 42,487 - Overcast - 79 F								
Jose Valentin, S OBP: 0.340, SLG: 0.526										5	0	0	0	0	1	3									
Magglio Ordonez, R OBP: 0.376, SLG: 0.528										4	1	3	1	0	0	0									
14 Paul Konerko, R OBP: 0.352, SLG: 0.529										5	1	1	0	0	1	2									
Jose Canseco, R OBP: 0.390, SLG: 0.520										5	2	3	0	0	1	2									
Jeff Liefer, L OBP: 0.298, SLG: 0.522										4	1	2	0	0	1	4									
Aaron Rowand, R OBP: 0.395, SLG: 0.476										1	0	0	0	0	1	0									
Chris Singleton, L OBP: 0.332, SLG: 0.438										4	2	1	1	1	1	1									
Royce Clayton, R OBP: 0.312, SLG: 0.406										3	2	2	2	0	0	2									
Tony Graffanino, R OBP: 0.382, SLG: 0.408										2	0	2	0	0	0	0									
Mark Johnson, L OBP: 0.335, SLG: 0.333										3	0	0	2	0	1	4									
Inning Stats	R: 1 E: 0 K: 0 S: 10	H: 2 LOB: 1 BB: 0 P: 13	R: 1 E: 0 K: 1 S: 13	H: 3 LOB: 2 BB: 0 P: 19	R: 0 E: 0 K: 1 S: 10	H: 1 LOB: 0 BB: 0 P: 15	R: 3 E: 0 K: 1 S: 21	H: 3 LOB: 1 BB: 1 P: 34	R: 5 E: 0 K: 0 S: 18	H: 5 LOB: 1 BB: 0 P: 28	R: 0 E: 0 K: 1 S: 11	H: 1 LOB: 1 BB: 0 P: 15	R: 0 E: 0 K: 1 S: 11	H: 1 LOB: 1 BB: 0 P: 16	R: 0 E: 0 K: 1 S: 11	H: 1 LOB: 1 BB: 0 P: 14	R: 0 E: 0 K: 1 S: 9	H: 1 LOB: 1 BB: 0 P: 12	1B: 15 2B: 2 3B: 1 HR: 0	SF: 2 SAC: 0 DP: 0 HBP: 1	WP: 0 PB: 1 SB: 0 CS: 0	PA: 45			
PITCHER	IP WLS BF H R ER SO BB IBB HBP BLK WP HR S P ERA WHIP	IP WLS BF H R ER SO BB IBB HBP BLK WP HR S P ERA WHIP	IP WLS BF H R ER SO BB IBB HBP BLK WP HR S P ERA WHIP	IP WLS BF H R ER SO BB IBB HBP BLK WP HR S P ERA WHIP	IP WLS BF H R ER SO BB IBB HBP BLK WP HR S P ERA WHIP	IP WLS BF H R ER SO BB IBB HBP BLK WP HR S P ERA WHIP	IP WLS BF H R ER SO BB IBB HBP BLK WP HR S P ERA WHIP	IP WLS BF H R ER SO BB IBB HBP BLK WP HR S P ERA WHIP	IP WLS BF H R ER SO BB IBB HBP BLK WP HR S P ERA WHIP	IP WLS BF H R ER SO BB IBB HBP BLK WP HR S P ERA WHIP	IP WLS BF H R ER SO BB IBB HBP BLK WP HR S P ERA WHIP	IP WLS BF H R ER SO BB IBB HBP BLK WP HR S P ERA WHIP	IP WLS BF H R ER SO BB IBB HBP BLK WP HR S P ERA WHIP	IP WLS BF H R ER SO BB IBB HBP BLK WP HR S P ERA WHIP	IP WLS BF H R ER SO BB IBB HBP BLK WP HR S P ERA WHIP	IP WLS BF H R ER SO BB IBB HBP BLK WP HR S P ERA WHIP	IP WLS BF H R ER SO BB IBB HBP BLK WP HR S P ERA WHIP	IP WLS BF H R ER SO BB IBB HBP BLK WP HR S P ERA WHIP	IP WLS BF H R ER SO BB IBB HBP BLK WP HR S P ERA WHIP	IP WLS BF H R ER SO BB IBB HBP BLK WP HR S P ERA WHIP	IP WLS BF H R ER SO BB IBB HBP BLK WP HR S P ERA WHIP	IP WLS BF H R ER SO BB IBB HBP BLK WP HR S P ERA WHIP	IP WLS BF H R ER SO BB IBB HBP BLK WP HR S P ERA WHIP	IP WLS BF H R ER SO BB IBB HBP BLK WP HR S P ERA WHIP	IP WLS BF H R ER SO BB IBB HBP BLK WP HR S P ERA WHIP

AB	41
R	10
H	18
RBI	10
BB	1
SO	7
LOB	19



Batter	1	2	3	4	5	6	7	8	9	AB	R	H	RBI	BB	SO	LOB	BOTTOM								
Kenny Lofton, L OBP: 0.329, SLG: 0.393										3	1	1	0	0	0	1	Chicago White Sox @ Cleveland Indians Jacobs Field, Cleveland, OH Fri Sep 07 2001, 7:05 PM EDT Att: 42,487 - Overcast - 79 F								
Dave Roberts, L OBP: 0.500, SLG: 0.750										3	0	0	0	0	0	2									
Omar Vizquel, S OBP: 0.333, SLG: 0.347										2	1	0	0	0	1	2									
John McDonald, R										3	0	1	1	0	1	0									
Roberto Alomar, S OBP: 0.417, SLG: 0.540										1	0	1	1	0	0	0									
Jolbert Cabrera, R OBP: 0.317, SLG: 0.360										4	1	2	3	1	2	2									
Juan Gonzalez, R OBP: 0.387, SLG: 0.614										2	0	0	0	1	1	1									
Jim Thome, L OBP: 0.418, SLG: 0.642										2	0	0	0	0	0	3									
Wil Cordero, R OBP: 0.320, SLG: 0.356										2	0	0	0	0	0	3									
Marty Cordova, R OBP: 0.357, SLG: 0.516										4	1	1	0	0	1	3									
Karim Garcia, L OBP: 0.526, SLG: 1.176										4	1	1	2	0	1	0									
Travis Fryman, R OBP: 0.319, SLG: 0.326										2	0	1	0	0	1	0									
Russell Branyan, L OBP: 0.304, SLG: 0.448										2	0	0	0	0	0	0									
Einar Diaz, R OBP: 0.340, SLG: 0.397										2	0	0	0	0	0	1									
Eddie Taubensee, L OBP: 0.299, SLG: 0.346										1	1	1	0	0	0	0									
Tim Laker, R OBP: 0.296, SLG: 0.174										1	0	0	0	0	0	0									
Inning Stats	R: 1 E: 0 K: 1 S: 13	H: 2 LOB: 2 BB: 1 P: 25	R: 0 E: 0 K: 2 S: 7	H: 0 LOB: 0 BB: 0 P: 9	R: 0 E: 0 K: 1 S: 9	H: 0 LOB: 0 BB: 0 P: 13	R: 1 E: 0 K: 1 S: 9	H: 1 LOB: 0 BB: 0 P: 14	R: 0 E: 0 K: 0 S: 10	H: 1 LOB: 1 BB: 0 P: 16	R: 0 E: 0 K: 1 S: 8	H: 0 LOB: 1 BB: 1 P: 13	R: 3 E: 0 K: 1 S: 16	H: 3 LOB: 2 BB: 0 P: 21	R: 2 E: 0 K: 0 S: 9	H: 2 LOB: 0 BB: 0 P: 17	R: 0 E: 0 K: 1 S: 10	H: 1 LOB: 1 BB: 0 P: 12	1B: 6 2B: 2 3B: 0 HR: 2	SF: 0 SAC: 0 DP: 0 HBP: 1	WP: 1 PB: 0 SB: 1 CS: 0	PA: 41			
PITCHER	IP WLS BF H R ER SO BB IBB HBP BLK WP HR S P ERA WHIP	IP WLS BF H R ER SO BB IBB HBP BLK WP HR S P ERA WHIP	IP WLS BF H R ER SO BB IBB HBP BLK WP HR S P ERA WHIP	IP WLS BF H R ER SO BB IBB HBP BLK WP HR S P ERA WHIP	IP WLS BF H R ER SO BB IBB HBP BLK WP HR S P ERA WHIP	IP WLS BF H R ER SO BB IBB HBP BLK WP HR S P ERA WHIP	IP WLS BF H R ER SO BB IBB HBP BLK WP HR S P ERA WHIP	IP WLS BF H R ER SO BB IBB HBP BLK WP HR S P ERA WHIP	IP WLS BF H R ER SO BB IBB HBP BLK WP HR S P ERA WHIP	IP WLS BF H R ER SO BB IBB HBP BLK WP HR S P ERA WHIP	IP WLS BF H R ER SO BB IBB HBP BLK WP HR S P ERA WHIP	IP WLS BF H R ER SO BB IBB HBP BLK WP HR S P ERA WHIP	IP WLS BF H R ER SO BB IBB HBP BLK WP HR S P ERA WHIP	IP WLS BF H R ER SO BB IBB HBP BLK WP HR S P ERA WHIP	IP WLS BF H R ER SO BB IBB HBP BLK WP HR S P ERA WHIP	IP WLS BF H R ER SO BB IBB HBP BLK WP HR S P ERA WHIP	IP WLS BF H R ER SO BB IBB HBP BLK WP HR S P ERA WHIP	IP WLS BF H R ER SO BB IBB HBP BLK WP HR S P ERA WHIP	IP WLS BF H R ER SO BB IBB HBP BLK WP HR S P ERA WHIP	IP WLS BF H R ER SO BB IBB HBP BLK WP HR S P ERA WHIP	IP WLS BF H R ER SO BB IBB HBP BLK WP HR S P ERA WHIP	IP WLS BF H R ER SO BB IBB HBP BLK WP HR S P ERA WHIP	IP WLS BF H R ER SO BB IBB HBP BLK WP HR S P ERA WHIP	IP WLS BF H R ER SO BB IBB HBP BLK WP HR S P ERA WHIP	IP WLS BF H R ER SO BB IBB HBP BLK WP HR S P ERA WHIP

AB	38
R	7
H	10
RBI	7
BB	2
SO	8
LOB	15



Batter	1	2	3	4	5	6	7	8	9	AB	R	H	RBI	BB	SO	LOB	TOP										
Ray Durham, S OBP: 0.339, SLG: 0.461 (1, 4)										5	1	3	0	0	0	1											
Tony Graffanino, R OBP: 0.376, SLG: 0.408 Mark Johnson, L OBP: 0.335, SLG: 0.333 (1, 5) (9, 2)										5	1	1	1	0	0	2											
Magglio Ordonez, R OBP: 0.378, SLG: 0.529 (1, 9)										3	1	1	2	2	0	0											
14 Paul Konerko, R OBP: 0.351, SLG: 0.528 (1, 3)										5	0	1	1	0	1	4											
Jose Canseco, R OBP: 0.388, SLG: 0.529 (1, 10)										4	1	1	1	0	2	3											
Carlos Lee, R OBP: 0.320, SLG: 0.473 Chris Singleton, L OBP: 0.332, SLG: 0.438 (1, 7) (8, 8)										4	1	1	0	0	0	1											
Aaron Rowand, R OBP: 0.390, SLG: 0.467 (8, 7)										4	0	1	0	0	0	1											
Royce Clayton, R OBP: 0.314, SLG: 0.408 (1, 6)										3	1	1	0	1	0	1											
Josh Paul, R OBP: 0.288, SLG: 0.353 Jose Valentin, S OBP: 0.339, SLG: 0.525 (1, 2) (9, PH) (9, 5)										3	1	1	3	0	1	1											
										1	0	0	0	0	1	0											
Inning Stats	R: 0 E: 0 K: 1 S: 10	H: 1 LOB: 2 BB: 1 P: 23	R: 6 E: 0 K: 0 S: 21	H: 6 LOB: 1 BB: 1 P: 36	R: 0 E: 0 K: 0 S: 8	H: 1 LOB: 1 BB: 0 P: 13	R: 0 E: 0 K: 1 S: 10	H: 0 LOB: 0 BB: 0 P: 17	R: 1 E: 0 K: 0 S: 8	H: 2 LOB: 0 BB: 0 P: 9	R: 0 E: 0 K: 1 S: 6	H: 0 LOB: 0 BB: 0 P: 7	R: 0 E: 0 K: 1 S: 8	H: 0 LOB: 0 BB: 0 P: 13	R: 0 E: 0 K: 0 S: 4	H: 0 LOB: 0 BB: 0 P: 7	R: 0 E: 0 K: 1 S: 9	H: 1 LOB: 2 BB: 1 P: 15	1B: 4 2B: 5 3B: 0 HR: 2	SF: 0 SAC: 0 DP: 1 HBP: 0	WP: 1 PB: 0 SB: 1 CS: 0	PA: 40					
PITCHER	IP	WLS	BF	H	R	ER	SO	BB	IBB	HBP	BLK	WP	HR	S	P	ERA	WHIP										
CC Sabathia, L ERA: 4.62 (1, 1)	5.0		26	10	7	7	2	2	0	0	1	1	2	57	98	12.60	2.400										
Ryan Drese, R ERA: 3.0 (6, 1)	3.0	H	9	0	0	0	2	0	0	0	0	0	0	18	27	0.00	0.000										
Danys Baez, R ERA: 2.34 (9, 1)	1.0	W	5	1	0	0	1	0	1	0	0	0	0	9	15	0.00	1.000										

Chicago White Sox @ Cleveland Indians
Jacobs Field, Cleveland, OH
Sat Sep 08 2001, 7:05 PM EDT
Att: 42,488 - Sunny - 81 F

livebaseballscores.com

AB 37
R 7
H 11
RBI 7
BB 3
SO 5
LOB 14

Batter	1	2	3	4	5	6	7	8	9	AB	R	H	RBI	BB	SO	LOB	BOTTOM										
Kenny Lofton, L OBP: 0.330, SLG: 0.395 (1, 8)										5	1	2	1	0	0	1											
Omar Vizquel, S OBP: 0.333, SLG: 0.345 (1, 6)										3	1	0	0	1	0	1											
Roberto Alomar, S OBP: 0.418, SLG: 0.540 (1, 4)										4	2	2	0	0	0	0											
Juan Gonzalez, R OBP: 0.388, SLG: 0.625 (1, 10)										4	2	2	5	0	1	1											
Jim Thome, L OBP: 0.416, SLG: 0.645 (1, 3)										4	1	1	2	0	1	0											
Marty Cordova, R OBP: 0.396, SLG: 0.516 Jolbert Cabrera, R OBP: 0.317, SLG: 0.360 (1, 7) (9, 7)										4	0	1	0	0	2	0											
Karim Garcia, L OBP: 0.435, SLG: 0.952 (1, 9)										4	0	0	0	0	2	1											
Travis Fryman, R OBP: 0.318, SLG: 0.323 (1, 5)										3	1	0	0	0	2	0											
Einar Diaz, R OBP: 0.339, SLG: 0.398 (1, 2)										4	0	1	0	0	1	1											
Inning Stats	R: 4 E: 0 K: 2 S: 11	H: 3 LOB: 0 BB: 1 P: 24	R: 0 E: 0 K: 0 S: 14	H: 1 LOB: 1 BB: 0 P: 21	R: 0 E: 0 K: 0 S: 9	H: 0 LOB: 0 BB: 0 P: 15	R: 0 E: 0 K: 1 S: 9	H: 0 LOB: 0 BB: 0 P: 16	R: 0 E: 0 K: 0 S: 5	H: 0 LOB: 0 BB: 0 P: 6	R: 1 E: 0 K: 0 S: 15	H: 2 LOB: 1 BB: 0 P: 24	R: 0 E: 0 K: 1 S: 15	H: 0 LOB: 0 BB: 0 P: 19	R: 2 E: 0 K: 2 S: 15	H: 2 LOB: 0 BB: 0 P: 25	R: 1 E: 0 K: 2 S: 10	H: 1 LOB: 1 BB: 0 P: 13	1B: 3 2B: 3 3B: 0 HR: 3	SF: 0 SAC: 0 DP: 0 HBP: 1	WP: 0 PB: 0 SB: 1 CS: 0	PA: 37					
PITCHER	IP	WLS	BF	H	R	ER	SO	BB	IBB	HBP	BLK	WP	HR	S	P	ERA	WHIP										
Gary Glover, R ERA: 4.69 (1, 1)	5.2		24	6	5	5	3	1	0	0	0	0	0	4	7	0.00	0.000										
Alan Embree, L ERA: 7.53 (6, 1)	0.1	H	1	0	0	0	1	0	0	0	0	0	0	4	7	0.00	0.000										
Kip Wells, R ERA: 4.19 (7, 1)	1.0	H	3	0	0	0	1	0	0	0	0	0	0	15	19	0.00	0.000										
Bob Howry, R ERA: 4.58 Keith Foulke, R ERA: 2.34 (8, 1) (9, 1)	1.0	B	5	2	2	2	2	0	0	0	0	0	1	15	25	18.00	2.000										
	0.2	L	4	1	1	1	2	0	0	1	0	0	0	10	13	13.50	1.500										

Chicago White Sox @ Cleveland Indians
Jacobs Field, Cleveland, OH
Sat Sep 08 2001, 7:05 PM EDT
Att: 42,488 - Sunny - 81 F

livebaseballscores.com

AB 35
R 8
H 9
RBI 8
BB 1
SO 9
LOB 5


Batter	1	2	3	4	5	6	7	8	9	AB	R	H	RBI	BB	SO	LOB	TOP																						
Ray Durham, S (1.4) OBP: 0.335, SLG: 0.454	1-2 BLK 1B	2-2 F9			1-2 F7	0-3 K		3-3 K		5	0	1	0	0	2	4	Chicago White Sox @ Cleveland Indians Jacobs Field, Cleveland, OH Mon Sep 10 2001, 7:05 PM EDT Att: 38,244 - Sunny - 72 F																						
Jose Valentin, S (1.5) OBP: 0.343, SLG: 0.519	1-1 BB 1B		0-0 L3		3-2 F2			4-0 IBB		4	0	1	0	1	1	0																							
Magglio Ordonez, R (1.9) OBP: 0.302, SLG: 0.534	3-3 K		3-2 HR		4-0 BB		1-3 K	0-0 F9		1	0	0	0	0	1	2																							
Jeff Liefer, L (2.9) OBP: 0.330, SLG: 0.406										2	1	1	1	1	1	0																							
Herbert Perry, R (8, PH) OBP: 0.330, SLG: 0.406										1	0	0	0	0	0	3																							
Josh Paul, R (8.2) OBP: 0.288, SLG: 0.353										0	0	0	0	0	0	0																							
14 Paul Konerko, R (1.3) OBP: 0.352, SLG: 0.524	0-1 F8		0-2 F8		0-3 K				4-2 1B FC6-4 BB	4	1	0	0	1	2	3																							
Jose Canseco, R (1.10) OBP: 0.392, SLG: 0.537	4-1 FC5-4 BB		3-3 K			1-2 FC4-6 1B		4-2 SH3-4 BB	2-0 FC6-4 1B	3	3	2	0	2	1	0																							
Carlos Lee, R (1.7) OBP: 0.320, SLG: 0.469	2-1 FC5-4			2-2 G6-3		2-2 FC4-6 1B		4-1 SH3-4 BB	2-1 FC6-4 1B	4	1	2	0	1	0	3																							
Chris Singleton, L (1.8) OBP: 0.333, SLG: 0.435		2-2 SH2-3 1B		4-1 BB		3-2 FC4-6 1B		2-1 SH3-4	1-2 FC6-4	3	1	1	1	1	0	4																							
Royce Clayton, R (1.6) OBP: 0.312, SLG: 0.402		3-2 G6-3		3-2 F9		2-0 1B		4-0 1B	0-2 G3-6-3	4	0	1	1	1	0	3																							
Mark Johnson, L (1.2) OBP: 0.337, SLG: 0.357		2-1 SH2-3		3-3 K		3-3 K		1-2 1B		2	0	0	1	0	2	3																							
Tony Graffanino, R (8, PH) OBP: 0.380, SLG: 0.412										1	0	1	2	0	0	0																							
Aaron Rowand, R (8.9) OBP: 0.390, SLG: 0.467								1-3 2-H 3-H 1B		0	0	0	0	0	0	0																							
Inning Stats	R: 0 E: 0 K: 1 S: 13	H: 2 LOB: 3 BB: 1 P: 24	R: 1 E: 0 K: 0 S: 15	H: 1 LOB: 0 BB: 0 P: 24	R: 1 E: 0 K: 1 S: 13	H: 1 LOB: 1 BB: 0 P: 19	R: 0 E: 0 K: 1 S: 11	H: 0 LOB: 1 BB: 1 P: 22	R: 0 E: 0 K: 1 S: 12	H: 0 LOB: 2 BB: 0 P: 20	R: 1 E: 0 K: 2 S: 19	H: 3 LOB: 2 BB: 0 P: 30	R: 0 E: 0 K: 3 S: 10	H: 0 LOB: 0 BB: 0 P: 11	R: 2 E: 0 K: 1 S: 13	H: 1 LOB: 3 BB: 4 P: 35	R: 2 E: 0 K: 0 S: 11	H: 2 LOB: 0 BB: 1 P: 20	1B: 9 2B: 0 3B: 0 HR: 1	SF: 0 SAC: 2 DP: 1 HBP: 0	WP: 0 PB: 0 CS: 0	PA: 44																	
PITCHER	IP	WLS	BF	H	R	ER	SO	BB	IBB	HBP	BLK	WP	HR	S	P	ERA	WHIP	PITCHER				IP	WLS	BF	H	R	ER	SO	BB	IBB	HBP	BLK	WP	HR	S	P	ERA	WHIP	
Bartolo Colon, R (1.1) ERA: 4.21	5.1	L	26	7	3	3	4	3	0	0	0	0	0	1	77	130	5.06	1.875																					
Ricardo Rincon, L (6.1) ERA: 3.21	1.1		4	0	0	0	4	0	0	0	0	0	0	0	13	17	0.00	0.000																					
Roy Smith, R (7.1) ERA: 7.07	0.1		3	0	2	2	1	2	0	0	0	0	0	0	6	14	54.00	6.000																					
Rich Rodriguez, L (8.1) ERA: 4.46	0.2		5	1	0	0	1	0	2	0	0	0	0	9	23	0.00	1.500																						
37 Jake Westbrook, R (8.1) ERA: 5.97	1.1		6	2	2	2	0	1	0	0	0	0	0	0	12	21	13.50	2.250																					
Batter	1	2	3	4	5	6	7	8	9	AB	R	H	RBI	BB	SO	LOB	BOTTOM																						
Kenny Lofton, L (1.8) OBP: 0.330, SLG: 0.400	1-1 G6-3	1-0 FC4-6			1-0 G4-3		2-1 F8			4	0	0	0	0	0	3	Chicago White Sox @ Cleveland Indians Jacobs Field, Cleveland, OH Mon Sep 10 2001, 7:05 PM EDT Att: 38,244 - Sunny - 72 F																						
Jolbert Cabrera, R (9.8) OBP: 0.320, SLG: 0.360		1-2								0	0	0	0	0	0	0																							
Omar Vizquel, S (1.6) OBP: 0.333, SLG: 0.351	4-0 BB		3-3 K		0-1 F7			1-3 K		3	0	0	0	1	2	0																							
Roberto Alomar, S (1.4) OBP: 0.414, SLG: 0.534	1-1 F7		1-2 G3-1		1-1 G6-4-3 1B			1-3 K		4	0	1	0	0	1	1																							
Juan Gonzalez, R (1.9) OBP: 0.388, SLG: 0.627	3-0 P6		1-0 1B		0-0 G6-4-3			1-2 G4-3		4	0	1	0	0	0	2																							
Jim Thome, L (1.3) OBP: 0.418, SLG: 0.652		0-1 HR	3-2 G1-3		4-1 WP BB			0-3 K		3	1	1	1	1	1	1																							
Ellis Burks, R (1.10) OBP: 0.352, SLG: 0.527		0-1 G4-3		1-2 G6-3 1B		1-2 F8		0-0 P3		4	0	1	0	0	0	1																							
Karim Garcia, L (1.7) OBP: 0.365, SLG: 0.833		0-0 F7		2-2 F8			0-0 F5		1-1 F9	3	0	0	0	0	0	1																							
Marty Cordova, R (8, PH) OBP: 0.355, SLG: 0.512										1	0	0	0	0	0	0																							
Travis Fryman, R (1.5) OBP: 0.324, SLG: 0.326		1-0 1B		3-1 G6-3		4-2 FC5-4 BB				2	0	1	0	1	0	1																							
Einar Diaz, R (1.2) OBP: 0.338, SLG: 0.397		3-1 FC4-6 1B		1-2 G6-3		1-0 FC5-4				3	0	1	0	0	0	1																							
Inning Stats	R: 0 E: 0 K: 0 S: 5	H: 0 LOB: 1 BB: 1 P: 14	R: 1 E: 0 K: 0 S: 9	H: 3 LOB: 2 BB: 0 P: 14	R: 0 E: 0 K: 1 S: 14	H: 1 LOB: 1 BB: 0 P: 22	R: 0 E: 0 K: 0 S: 9	H: 1 LOB: 0 BB: 0 P: 15	R: 0 E: 0 K: 0 S: 6	H: 1 LOB: 1 BB: 1 P: 13	R: 0 E: 0 K: 0 S: 6	H: 0 LOB: 1 BB: 1 P: 13	R: 0 E: 0 K: 2 S: 13	H: 0 LOB: 0 BB: 0 P: 16	R: 0 E: 0 K: 1 S: 7	H: 0 LOB: 0 BB: 0 P: 8	1B: 5 2B: 0 3B: 0 HR: 1	SF: 0 SAC: 0 DP: 2 HBP: 0	WP: 1 PB: 0 CS: 0	PA: 34																			
PITCHER	IP	WLS	BF	H	R	ER	SO	BB	IBB	HBP	BLK	WP	HR	S	P	ERA	WHIP	PITCHER				IP	WLS	BF	H	R	ER	SO	BB	IBB	HBP	BLK	WP	HR	S	P	ERA	WHIP	
Dan Wright, R (1.1) ERA: 5.23	7.0	W	28	6	1	1	1	3	0	0	0	0	0	56	99	1.29	1.286																						
Alan Embree, L (8.1) ERA: 7.33	2.0		6	0	0	0	3	0	0	0	0	0	0	20	24	0.00	0.000																						


AB	34
R	7
H	10
RBI	6
BB	8
SO	10
LOB	25





AB	31
R	1
H	6
RBI	1
BB	3
SO	4
LOB	11





Batter	1	2	3	4	5	6	7	8	9	AB R H RBI BB SO LOB	TOP																								
											<p>Cleveland Indians @ Kansas City Royals Kauffman Stadium, Kansas City, MO Tue Sep 11 2001, 7:05 PM CDT</p> <p>livebaseballscorecards.com</p> <p>AB 0 R 0 H 0 RBI 0 BB 0 SO 0 LOB 0</p> 																								
Inning Stats										1B: 0 SF: 0 WP: 0 PA: 0 2B: 0 SAC: 0 FB: 0 3B: 0 DP: 0 SB: 0 HR: 0 HBP: 0 CS: 0																									
PITCHER	IP	WLS	BF	H	R	ER	SO	BB	IBB	HBP	BLK	WP	HR	S	P	ERA	WHIP	PITCHER	IP	WLS	BF	H	R	ER	SO	BB	IBB	HBP	BLK	WP	HR	S	P	ERA	WHIP


Batter	1	2	3	4	5	6	7	8	9	AB R H RBI BB SO LOB	BOTTOM																								
											<p>Cleveland Indians @ Kansas City Royals Kauffman Stadium, Kansas City, MO Tue Sep 11 2001, 7:05 PM CDT</p> <p>livebaseballscorecards.com</p> <p>AB 0 R 0 H 0 RBI 0 BB 0 SO 0 LOB 0</p> 																								
Inning Stats										1B: 0 SF: 0 WP: 0 PA: 0 2B: 0 SAC: 0 FB: 0 3B: 0 DP: 0 SB: 0 HR: 0 HBP: 0 CS: 0																									
PITCHER	IP	WLS	BF	H	R	ER	SO	BB	IBB	HBP	BLK	WP	HR	S	P	ERA	WHIP	PITCHER	IP	WLS	BF	H	R	ER	SO	BB	IBB	HBP	BLK	WP	HR	S	P	ERA	WHIP


Batter	1	2	3	4	5	6	7	8	9	AB R H RBI BB SO LOB	TOP																								
											<p>Cleveland Indians @ Kansas City Royals Kauffman Stadium, Kansas City, MO Wed Sep 12 2001, 7:05 PM CDT</p> <p>livebaseballscorecards.com</p> <p>AB 0 R 0 H 0 RBI 0 BB 0 SO 0 LOB 0</p> 																								
Inning Stats										1B: 0 SF: 0 WP: 0 PA: 0 2B: 0 SAC: 0 FB: 0 3B: 0 DP: 0 SB: 0 HR: 0 HBP: 0 CS: 0																									
PITCHER	IP	WLS	BF	H	R	ER	SO	BB	IBB	HBP	BLK	WP	HR	S	P	ERA	WHIP	PITCHER	IP	WLS	BF	H	R	ER	SO	BB	IBB	HBP	BLK	WP	HR	S	P	ERA	WHIP


Batter	1	2	3	4	5	6	7	8	9	AB R H RBI BB SO LOB	BOTTOM																								
											<p>Cleveland Indians @ Kansas City Royals Kauffman Stadium, Kansas City, MO Wed Sep 12 2001, 7:05 PM CDT</p> <p>livebaseballscorecards.com</p> <p>AB 0 R 0 H 0 RBI 0 BB 0 SO 0 LOB 0</p> 																								
Inning Stats										1B: 0 SF: 0 WP: 0 PA: 0 2B: 0 SAC: 0 FB: 0 3B: 0 DP: 0 SB: 0 HR: 0 HBP: 0 CS: 0																									
PITCHER	IP	WLS	BF	H	R	ER	SO	BB	IBB	HBP	BLK	WP	HR	S	P	ERA	WHIP	PITCHER	IP	WLS	BF	H	R	ER	SO	BB	IBB	HBP	BLK	WP	HR	S	P	ERA	WHIP


Batter	1	2	3	4	5	6	7	8	9	AB R H RBI BB SO LOB	TOP																								
											<p>Cleveland Indians @ Kansas City Royals Kauffman Stadium, Kansas City, MO Thu Sep 13 2001, 1:05 PM CDT</p> <p>livebaseballscorecards.com</p> <p>AB 0 R 0 H 0 RBI 0 BB 0 SO 0 LOB 0</p>  <p>1B: 0 SF: 0 WP: 0 PA: 0 2B: 0 SAC: 0 FB: 0 3B: 0 DP: 0 SB: 0 HR: 0 HBP: 0 CS: 0</p>																								
Inning Stats																																			
PITCHER	IP	WLS	BF	H	R	ER	SO	BB	IBB	HBP	BLK	WP	HR	S	P	ERA	WHIP	PITCHER	IP	WLS	BF	H	R	ER	SO	BB	IBB	HBP	BLK	WP	HR	S	P	ERA	WHIP


Batter	1	2	3	4	5	6	7	8	9	AB R H RBI BB SO LOB	BOTTOM																								
											<p>Cleveland Indians @ Kansas City Royals Kauffman Stadium, Kansas City, MO Thu Sep 13 2001, 1:05 PM CDT</p> <p>livebaseballscorecards.com</p> <p>AB 0 R 0 H 0 RBI 0 BB 0 SO 0 LOB 0</p>  <p>1B: 0 SF: 0 WP: 0 PA: 0 2B: 0 SAC: 0 FB: 0 3B: 0 DP: 0 SB: 0 HR: 0 HBP: 0 CS: 0</p>																								
Inning Stats																																			
PITCHER	IP	WLS	BF	H	R	ER	SO	BB	IBB	HBP	BLK	WP	HR	S	P	ERA	WHIP	PITCHER	IP	WLS	BF	H	R	ER	SO	BB	IBB	HBP	BLK	WP	HR	S	P	ERA	WHIP


Batter	1	2	3	4	5	6	7	8	9	AB R H RBI BB SO LOB	TOP																								
											<p>Cleveland Indians @ Toronto Blue Jays</p> <p>SkyDome, Toronto, ON</p> <p>Fri Sep 14 2001, 7:05 PM EDT</p> <p>livebaseballscorecards.com</p> <p>AB 0</p> <p>R 0</p> <p>H 0</p> <p>RBI 0</p> <p>BB 0</p> <p>SO 0</p> <p>LOB 0</p> 																								
Inning Stats										1B: 0 SF: 0 2B: 0 SAC: 0 3B: 0 DP: 0 HR: 0 HBP: 0	WP: 0 PA: 0 PB: 0 SB: 0 CS: 0																								
PITCHER	IP	WLS	BF	H	R	ER	SO	BB	IBB	HBP	BLK	WP	HR	S	P	ERA	WHIP	PITCHER	IP	WLS	BF	H	R	ER	SO	BB	IBB	HBP	BLK	WP	HR	S	P	ERA	WHIP

Batter	1	2	3	4	5	6	7	8	9	AB R H RBI BB SO LOB	BOTTOM																								
											<p>Cleveland Indians @ Toronto Blue Jays</p> <p>SkyDome, Toronto, ON</p> <p>Fri Sep 14 2001, 7:05 PM EDT</p> <p>livebaseballscorecards.com</p> <p>AB 0</p> <p>R 0</p> <p>H 0</p> <p>RBI 0</p> <p>BB 0</p> <p>SO 0</p> <p>LOB 0</p> 																								
Inning Stats										1B: 0 SF: 0 2B: 0 SAC: 0 3B: 0 DP: 0 HR: 0 HBP: 0	WP: 0 PA: 0 PB: 0 SB: 0 CS: 0																								
PITCHER	IP	WLS	BF	H	R	ER	SO	BB	IBB	HBP	BLK	WP	HR	S	P	ERA	WHIP	PITCHER	IP	WLS	BF	H	R	ER	SO	BB	IBB	HBP	BLK	WP	HR	S	P	ERA	WHIP

Batter	1	2	3	4	5	6	7	8	9	AB R H RBI BB SO LOB	TOP																								
											Cleveland Indians @ Toronto Blue Jays SkyDome, Toronto, ON Sat Sep 15 2001, 4:05 PM EDT livebaseballscorecards.com																								
		AB 0 R 0 H 0 RBI 0 BB 0 SO 0 LOB 0																																	
																																			
Inning Stats											1B: 0 SF: 0 WP: 0 PA: 0 2B: 0 SAC: 0 FB: 0 3B: 0 DP: 0 SB: 0 HR: 0 HBP: 0 CS: 0																								
PITCHER	IP	WLS	BF	H	R	ER	SO	BB	IBB	HBP	BLK	WP	HR	S	P	ERA	WHIP	PITCHER	IP	WLS	BF	H	R	ER	SO	BB	IBB	HBP	BLK	WP	HR	S	P	ERA	WHIP

Batter	1	2	3	4	5	6	7	8	9	AB R H RBI BB SO LOB	BOTTOM																								
											Cleveland Indians @ Toronto Blue Jays SkyDome, Toronto, ON Sat Sep 15 2001, 4:05 PM EDT livebaseballscorecards.com																								
		AB 0 R 0 H 0 RBI 0 BB 0 SO 0 LOB 0																																	
																																			
Inning Stats											1B: 0 SF: 0 WP: 0 PA: 0 2B: 0 SAC: 0 FB: 0 3B: 0 DP: 0 SB: 0 HR: 0 HBP: 0 CS: 0																								
PITCHER	IP	WLS	BF	H	R	ER	SO	BB	IBB	HBP	BLK	WP	HR	S	P	ERA	WHIP	PITCHER	IP	WLS	BF	H	R	ER	SO	BB	IBB	HBP	BLK	WP	HR	S	P	ERA	WHIP

Batter	1	2	3	4	5	6	7	8	9	AB R H RBI BB SO LOB	TOP																								
											<p>Cleveland Indians @ Toronto Blue Jays</p> <p>SkyDome, Toronto, ON</p> <p>Sun Sep 16 2001, 1:05 PM EDT</p> <p>livebaseballscorecards.com</p> <p>AB 0 R 0 H 0 RBI 0 BB 0 SO 0 LOB 0</p> 																								
Inning Stats										1B: 0 SF: 0 2B: 0 SAC: 0 3B: 0 DP: 0 HR: 0 HBP: 0	WP: 0 PA: 0 PB: 0 SB: 0 CS: 0																								
PITCHER	IP	WLS	BF	H	R	ER	SO	BB	IBB	HBP	BLK	WP	HR	S	P	ERA	WHIP	PITCHER	IP	WLS	BF	H	R	ER	SO	BB	IBB	HBP	BLK	WP	HR	S	P	ERA	WHIP


Batter	1	2	3	4	5	6	7	8	9	AB R H RBI BB SO LOB	BOTTOM																								
											<p>Cleveland Indians @ Toronto Blue Jays</p> <p>SkyDome, Toronto, ON</p> <p>Sun Sep 16 2001, 1:05 PM EDT</p> <p>livebaseballscorecards.com</p> <p>AB 0 R 0 H 0 RBI 0 BB 0 SO 0 LOB 0</p> 																								
Inning Stats										1B: 0 SF: 0 2B: 0 SAC: 0 3B: 0 DP: 0 HR: 0 HBP: 0	WP: 0 PA: 0 PB: 0 SB: 0 CS: 0																								
PITCHER	IP	WLS	BF	H	R	ER	SO	BB	IBB	HBP	BLK	WP	HR	S	P	ERA	WHIP	PITCHER	IP	WLS	BF	H	R	ER	SO	BB	IBB	HBP	BLK	WP	HR	S	P	ERA	WHIP

Batter	1	2	3	4	5	6	7	8	9	AB	R	H	RBI	BB	SO	LOB	TOP											
Carlos Febles, R OBP: 0.290, SLG: 0.366										3	0	0	0	1	1	1	Kansas City Royals @ Cleveland Indians Jacobs Field, Cleveland, OH Tue Sep 18 2001, 7:05 PM EDT Att: 34,795 - Cloudy - 70 F											
Neftali Pérez, S OBP: 0.310, SLG: 0.401 4 Angel Berroa, R										3	0	1	0	0	1	1												
Carlos Beltrán, S OBP: 0.357, SLG: 0.488										4	1	2	0	0	1	0												
29 Mike Sweeney, R OBP: 0.373, SLG: 0.563										4	0	1	0	0	0	2												
Joe Randa, R OBP: 0.301, SLG: 0.365										4	0	1	0	0	0	0												
Mark Quinn, R OBP: 0.297, SLG: 0.468										4	1	1	0	0	1	3												
Ken Harvey, R										4	0	0	1	0	3	3												
Gregg Zaun, S OBP: 0.336, SLG: 0.465										3	0	0	0	0	2	2												
Brandon Berger, R										2	0	0	0	1	0	0												
Inning Stats	R: 0 E: 0 K: 0 S: 7	H: 2 LOB: 1 BB: 0 P: 14	R: 0 E: 0 K: 1 S: 7	H: 0 LOB: 0 BB: 0 P: 10	R: 0 E: 0 K: 1 S: 12	H: 0 LOB: 1 BB: 1 P: 21	R: 1 E: 0 K: 3 S: 20	H: 3 LOB: 2 BB: 0 P: 32	R: 0 E: 0 K: 0 S: 8	H: 0 LOB: 0 BB: 0 P: 12	R: 1 E: 0 K: 2 S: 13	H: 1 LOB: 1 BB: 1 P: 23	R: 0 E: 0 K: 1 S: 9	H: 0 LOB: 0 BB: 0 P: 15	R: 0 E: 0 K: 1 S: 7	H: 0 LOB: 0 BB: 0 P: 11	1B: 5 2B: 1 3B: 0 HR: 0	SF: 0 SAC: 0 DP: 1 HBP: 0	WP: 1 PB: 1 SB: 0 CS: 0	PA: 34								
PITCHER	IP	WLS	BF	H	R	ER	SO	BB	IBB	HBP	BLK	WP	HR	S	P	ERA	WHIP											
Chuck Finley, L ERA: 5.66	(1, 1)	6.0	W	23	5	1	0	5	1	0	0	0	0	59	97	0.00	1.000											
Paul Shuey, R ERA: 2.49	(7, 1)	1.0		5	1	1	1	2	1	0	0	0	1	0	13	23	9.00	2.000										
John Rocker, L ERA: 3.84	(8, 1)	1.0		3	0	0	0	1	0	0	0	0	0	0	9	15	0.00	0.000										
Danys Baez, R ERA: 2.23	(9, 1)	1.0		3	0	0	0	1	0	0	0	0	0	7	11	0.00	0.000											

Batter	1	2	3	4	5	6	7	8	9	AB	R	H	RBI	BB	SO	LOB	BOTTOM										
Kenny Lofton, L OBP: 0.331, SLG: 0.413										5	2	2	2	0	2	1	Kansas City Royals @ Cleveland Indians Jacobs Field, Cleveland, OH Tue Sep 18 2001, 7:05 PM EDT Att: 34,795 - Cloudy - 70 F										
Milton Bradley, S OBP: 0.288, SLG: 0.336										0	0	0	0	0	0	0											
Omar Vizquel, S OBP: 0.334, SLG: 0.351										3	2	1	0	1	0	0											
John McDonald, R										1	0	0	0	0	0	0											
Roberto Alomar, S OBP: 0.359, SLG: 0.533										3	1	1	0	1	1	0											
Jolbert Cabrera, R OBP: 0.319, SLG: 0.358										1	0	0	0	0	0	0											
Juan Gonzalez, R OBP: 0.387, SLG: 0.623										4	2	1	1	0	1	2											
Karim Garcia, L OBP: 0.407, SLG: 0.833										0	0	0	0	1	0	0											
Jim Thome, L OBP: 0.421, SLG: 0.652										2	1	1	0	3	0	0											
Ellis Burks, R OBP: 0.383, SLG: 0.525										3	0	1	1	0	1	2											
Eddie Taubensee, L OBP: 0.297, SLG: 0.343										1	0	0	0	0	0	2											
Marty Cordova, R OBP: 0.359, SLG: 0.511										1	0	0	1	3	0	2											
Dave Roberts, L OBP: 0.400, SLG: 0.600										1	0	0	0	0	0	2											
Travis Fryman, R OBP: 0.323, SLG: 0.336										4	1	1	4	0	0	6											
Russell Branyan, L OBP: 0.303, SLG: 0.447										0	0	0	0	0	0	0											
Einar Diaz, R OBP: 0.337, SLG: 0.395										4	1	1	0	0	1	0											
Inning Stats	R: 1 E: 0 K: 0 S: 11	H: 1 LOB: 0 BB: 0 P: 16	R: 0 E: 0 K: 0 S: 13	H: 0 LOB: 1 BB: 1 P: 24	R: 1 E: 0 K: 1 S: 12	H: 1 LOB: 0 BB: 0 P: 19	R: 0 E: 0 K: 1 S: 13	H: 1 LOB: 2 BB: 1 P: 26	R: 7 E: 1 K: 2 S: 28	H: 6 LOB: 0 BB: 1 P: 40	R: 2 E: 0 K: 1 S: 13	H: 0 LOB: 3 BB: 4 P: 35	R: 0 E: 0 K: 1 S: 9	H: 0 LOB: 0 BB: 0 P: 14	R: 0 E: 0 K: 0 S: 11	H: 0 LOB: 2 BB: 2 P: 26	1B: 6 2B: 0 3B: 0 HR: 3	SF: 0 SAC: 0 DP: 0 HBP: 1	WP: 0 PB: 0 SB: 1 CS: 0	PA: 43							
PITCHER	IP	WLS	BF	H	R	ER	SO	BB	IBB	HBP	BLK	WP	HR	S	P	ERA	WHIP										
Brad Voyles, R ERA: 4.75	(8, 1)	1.0		5	0	0	0	2	0	0	0	0	0	11	26	0.00	2.000										
Scott Mullen, L ERA: 2.7	(5, 1)	0.0		1	0	0	0	0	0	0	0	0	0	3	3	∞	∞										
Jeff Austin, R ERA: 5.31	(5, 1)	0.2		4	1	3	3	2	1	0	0	0	0	11	16	40.50	3.000										
Dan Reichert, R ERA: 5.67	(6, 1)	0.2		7	0	2	2	1	4	0	1	0	0	12	32	27.00	6.000										
Doug Henry, R ERA: 5.99	(6, 1)	1.1		4	0	0	0	1	0	0	0	0	0	10	17	0.00	0.000										

AB 32
R 2
H 6
RBI 1
BB 2
SO 9
LOB 12

AB 33
R 11
H 9
RBI 9
BB 9
SO 6
LOB 17

Batter	1	2	3	4	5	6	7	8	9	AB	R	H	RBI	BB	SO	LOB	TOP			
Luis Altea, S OBP: 0.326, SLG: 0.375 (1, 4)	G3		P6				F8		K	5	0	1	0	0	1	1	Kansas City Royals @ Cleveland Indians Jacobs Field, Cleveland, OH Wed Sep 19 2001, 7:05 PM EDT Att: 31,357 - Cloudy - 68 F			
Neft Perez, S OBP: 0.309, SLG: 0.400 (1, 6)	1B		K				F7			4	0	1	0	0	2	1				
Carlos Beltrán, S OBP: 0.358, SLG: 0.489 (1, 8)	K							P4		3	1	1	0	1	1	1				
29 Mike Sweeney, R OBP: 0.372, SLG: 0.560 (1, 3)	F7							E5		4	1	1	0	0	0	3				
Raul Ibanez, L OBP: 0.368, SLG: 0.502 (1, 10)		F8						P6		4	0	1	1	0	1	1				
Joe Randa, R OBP: 0.301, SLG: 0.363 (1, 5)								FC5-4		3	0	0	0	1	1	3				
Dee Brown, L OBP: 0.294, SLG: 0.350 (1, 7)		F8								4	0	0	0	0	2	3				
Mark Quinn, R OBP: 0.302, SLG: 0.481 (1, 9)										4	1	3	2	0	0	1				
Brent Mayne, L OBP: 0.340, SLG: 0.351 (1, 2)										4	0	0	0	0	3	3				
Inning Stats	R: 0 E: 0 K: 1 S: 9	H: 1 LOB: 1 BB: 0 P: 16	R: 0 E: 0 K: 0 S: 8	H: 0 LOB: 1 BB: 1 P: 14	R: 0 E: 0 K: 2 S: 11	H: 0 LOB: 0 BB: 0 P: 14	R: 2 E: 0 K: 2 S: 16	H: 4 LOB: 2 BB: 0 P: 22	R: 0 E: 0 K: 1 S: 6	H: 0 LOB: 0 BB: 0 P: 15	R: 1 E: 0 K: 0 S: 7	H: 1 LOB: 0 BB: 0 P: 13	R: 0 E: 1 K: 0 S: 5	H: 0 LOB: 1 BB: 0 P: 9	R: 0 E: 0 K: 2 S: 12	H: 1 LOB: 1 BB: 0 P: 16	1B: 5 2B: 2 3B: 0 HR: 1	SF: 0 SAC: 0 DP: 1 HBP: 0	WP: 1 PB: 0 SB: 0 CS: 0	PA: 37
PITCHER	IP WLS BF H R ER SO BB IBB HBP BLK WP HR S P ERA WHIP																			
Bartolo Colon, R ERA: 4.18 (1, 1)	8.0 W 33 7 3 3 9 2 0 0 0 0 1 0 72 116 3.38 1.125																			
Bob Wickman, R ERA: 2.49 (9, 1)	1.0 4 1 0 0 2 0 0 0 0 0 1 0 12 16 0.00 1.000																			

Batter	1	2	3	4	5	6	7	8	9	AB	R	H	RBI	BB	SO	LOB	BOTTOM			
Kenny Lofton, L OBP: 0.333, SLG: 0.415 (1, 8)	F9		HR					1B		3	2	1	0	2	0	1	Kansas City Royals @ Cleveland Indians Jacobs Field, Cleveland, OH Wed Sep 19 2001, 7:05 PM EDT Att: 31,357 - Cloudy - 68 F			
Milton Bradley, S OBP: 0.288, SLG: 0.336 (9, 8)			2B					2B		0	0	0	0	0	0	0				
Omar Vizquel, S OBP: 0.336, SLG: 0.352 John McDonald, R (9, 6)	K		F8					2B		4	2	2	0	1	1	1				
Roberto Alomar, S OBP: 0.357, SLG: 0.543 Jolbert Cabrera, R OBP: 0.319, SLG: 0.358 (9, 4)	E3		HR					1B		5	4	3	3	0	0	2				
Juan Gonzalez, R OBP: 0.387, SLG: 0.622 Karim Garcia, L OBP: 0.407, SLG: 0.833 (9, 9)	2B		F8					2B		4	0	1	1	0	1	4				
Jim Thome, L OBP: 0.422, SLG: 0.651 (1, 3)	BB		K					G5-3		0	0	0	0	0	0	0				
Ellis Burks, R OBP: 0.358, SLG: 0.536 (1, 10)	G2-3							1B		2	1	1	3	2	1	0				
Marty Cordova, R ERA: 4.55 Dave Roberts, L OBP: 0.400, SLG: 0.600 (9, 7)		L4						1B		3	2	2	2	2	0	2				
Travis Fryman, R OBP: 0.321, SLG: 0.331 (1, 5)	G6-3							BB		4	0	0	0	1	1	5				
Einar Diaz, R OBP: 0.333, SLG: 0.390 (1, 2)	G3-1							BB		5	0	0	1	0	1	4				
Inning Stats	R: 1 E: 1 K: 1 S: 16	H: 1 LOB: 2 BB: 1 P: 26	R: 0 E: 0 K: 0 S: 7	H: 0 LOB: 0 BB: 0 P: 9	R: 2 E: 0 K: 1 S: 12	H: 2 LOB: 0 BB: 0 P: 20	R: 1 E: 1 K: 0 S: 9	H: 1 LOB: 1 BB: 0 P: 17	R: 2 E: 0 K: 1 S: 16	H: 2 LOB: 2 BB: 1 P: 30	R: 0 E: 0 K: 1 S: 6	H: 0 LOB: 2 BB: 2 P: 15	R: 2 E: 0 K: 1 S: 9	H: 1 LOB: 0 BB: 2 P: 20	R: 3 E: 0 K: 0 S: 21	H: 3 LOB: 3 BB: 3 P: 35	1B: 3 2B: 5 3B: 0 HR: 2	SF: 1 SAC: 0 DP: 1 HBP: 1	WP: 2 PB: 0 SB: 0 CS: 0	PA: 45
PITCHER	IP WLS BF H R ER SO BB IBB HBP BLK WP HR S P ERA WHIP																			
Jeff Suppan, R ERA: 4.55 (1, 1)	4.1 L 24 6 6 4 2 2 0 0 0 0 0 0 0 6 9 8.31 1.846																			
Doug Henry, R ERA: 5.93 (5, 1)	0.2 2 0 0 0 1 0 0 0 0 0 0 0 6 9 0.00 0.000																			
Cory Bailey, R ERA: 3.21 (6, 1)	1.0 5 0 0 0 1 2 0 0 0 0 0 0 6 15 0.00 2.000																			
Jason Grimsley, R ERA: 3.12 Roberto Hernandez, R ERA: 4.76 (8, 1)	1.0 5 1 2 2 1 2 0 0 0 0 0 1 9 20 18.00 3.000																			
0.2 8 3 3 3 0 3 0 0 0 0 2 0 18 31 40.50 9.000																				

AB 35
R 3
H 8
RBI 3
BB 2
SO 11
LOB 17

AB 34
R 11
H 10
RBI 11
BB 9
SO 5
LOB 24



Batter	1	2	3	4	5	6	7	8	9	AB	R	H	RBI	BB	SO	LOB	TOP					
Carlos Febles, R (1, 4) OBP: 0.294, SLG: 0.368										4	2	2	0	0	0	0						
Neftali Pérez, S (1, 6) OBP: 0.311, SLG: 0.400										2	0	1	1	1	0	0						
Carlos Beltrán, S (1, 8) OBP: 0.357, SLG: 0.489										4	0	1	1	0	2	2						
29 Mike Sweeney, R (1, 3) OBP: 0.373, SLG: 0.565											3	1	1	1	1	0						
Donnie Sadler, R (8, PR) OBP: 0.246, SLG: 0.214										0	0	0	0	0	0	0						
Dave McCarty, R (8, 3) OBP: 0.321, SLG: 0.405										0	0	0	0	0	0	0						
Raul Ibanez, L (1, 10) OBP: 0.366, SLG: 0.502										4	1	1	0	0	1	2						
Joe Randa, R (1, 5) OBP: 0.302, SLG: 0.364										4	0	2	0	0	1	4						
Mark Quinn, R (1, 9) OBP: 0.301, SLG: 0.481										4	0	1	1	0	0	2						
Dee Brown, L (1, 7) OBP: 0.296, SLG: 0.348										2	0	0	0	2	1	0						
Brent Mayne, L (1, 2) OBP: 0.336, SLG: 0.347										4	0	0	0	0	1	4						
Inning Stats	R: 1 H: 2 E: 1 K: 0 S: 9	H: 2 LOB: 0 BB: 0 P: 14	R: 0 H: 1 E: 0 K: 0 S: 10	H: 1 LOB: 0 BB: 0 P: 16	R: 0 H: 0 E: 0 K: 0 S: 9	H: 0 LOB: 0 BB: 0 P: 13	R: 1 H: 1 E: 0 K: 2 S: 10	H: 1 LOB: 0 BB: 0 P: 12	R: 0 H: 1 E: 0 K: 0 S: 11	H: 1 LOB: 1 BB: 1 P: 18	R: 0 H: 0 E: 0 K: 1 S: 11	H: 0 LOB: 1 BB: 1 P: 19	R: 1 H: 2 E: 0 K: 1 S: 9	H: 2 LOB: 2 BB: 1 P: 15	R: 1 H: 2 E: 0 K: 1 S: 10	H: 2 LOB: 3 BB: 0 P: 21	R: 0 H: 0 E: 0 K: 2 S: 8	H: 0 LOB: 0 BB: 0 P: 13	1B: 5 2B: 4 3B: 0 HR: 1	SF: 0 SAC: 1 DP: 4 HBP: 0	WP: 0 PB: 0 SB: 0 CS: 1	PA: 36
PITCHER	IP WLS BF H R ER SO BB IBB HBP BLK WP HR S P ERA WHIP																					
Ryan Drese, R (1, 1) ERA: 3.24	7.0 L 28 8 4 3 4 2 1 0 0 0 1 71 111 3.86 1.429																					
Paul Shuey, R (8, 1) ERA: 2.44	1.0 5 1 0 0 1 0 1 0 0 0 0 8 17 0.00 1.000																					
Ricardo Rincon, L (9, 1) ERA: 3.14	1.0 3 0 0 0 2 0 0 0 0 0 0 8 13 0.00 0.000																					

Kansas City Royals @ Cleveland Indians
Jacobs Field, Cleveland, OH
Thu Sep 20 2001, 7:05 PM EDT
Att: 33,912 - Cloudy - 71 F

AB 31
R 4
H 9
RBI 4
BB 4
SO 7
LOB 14



Batter	1	2	3	4	5	6	7	8	9	AB	R	H	RBI	BB	SO	LOB	BOTTOM					
Kenny Lofton, L (1, 8) OBP: 0.333, SLG: 0.414										4	0	1	1	0	0	1						
Omar Vizquel, S (1, 6) OBP: 0.335, SLG: 0.351										4	0	1	0	0	0	1						
Roberto Alomar, S (1, 4) OBP: 0.415, SLG: 0.540										4	0	1	0	0	0	1						
Juan Gonzalez, R (1, 9) OBP: 0.384, SLG: 0.618										4	0	0	0	0	0	1						
Ellis Burks, R (1, 10) OBP: 0.357, SLG: 0.532										3	0	0	0	1	0	0						
Jim Thome, L (1, 3) OBP: 0.422, SLG: 0.648										2	0	0	0	1	2	1						
Travis Fryman, R (1, 5) OBP: 0.320, SLG: 0.330										1	0	0	0	0	0	1						
Jolbert Cabrera, R (4, 5) OBP: 0.316, SLG: 0.355										2	0	0	0	0	1	1						
Marty Cordova, R (1, 7) OBP: 0.359, SLG: 0.514										3	2	2	1	0	0	0						
Einar Diaz, R (1, 2) OBP: 0.333, SLG: 0.390										3	0	1	0	0	0	1						
Inning Stats	R: 0 H: 0 E: 0 K: 0 S: 9	H: 0 LOB: 1 BB: 1 P: 13	R: 0 H: 0 E: 0 K: 0 S: 9	H: 0 LOB: 1 BB: 1 P: 17	R: 1 H: 2 E: 0 K: 0 S: 7	H: 2 LOB: 0 BB: 0 P: 10	R: 0 H: 0 E: 0 K: 2 S: 11	H: 0 LOB: 1 BB: 1 P: 20	R: 0 H: 0 E: 0 K: 0 S: 4	H: 0 LOB: 0 BB: 0 P: 6	R: 0 H: 0 E: 0 K: 0 S: 9	H: 0 LOB: 0 BB: 0 P: 13	R: 0 H: 0 E: 0 K: 1 S: 10	H: 0 LOB: 0 BB: 0 P: 17	R: 1 H: 3 E: 0 K: 0 S: 8	H: 3 LOB: 0 BB: 0 P: 16	R: 0 H: 1 E: 0 K: 0 S: 8	H: 1 LOB: 0 BB: 0 P: 11	1B: 5 2B: 0 3B: 0 HR: 1	SF: 0 SAC: 0 DP: 2 HBP: 0	WP: 0 PB: 0 SB: 0 CS: 1	PA: 33
PITCHER	IP WLS BF H R ER SO BB IBB HBP BLK WP HR S P ERA WHIP																					
Chris George, L (1, 1) ERA: 5.63	7.0 W 27 4 2 2 3 2 0 0 0 0 0 1 63 102 2.57 0.857																					
Jason Grimsley, R (8, 1) ERA: 3.08	1.0 H 2 1 0 0 0 0 0 0 0 0 0 4 10 0.00 1.000																					
Roberto Hernandez, R (9, 1) ERA: 4.68	1.0 S 3 1 0 0 0 0 0 0 0 0 0 8 11 0.00 1.000																					

Kansas City Royals @ Cleveland Indians
Jacobs Field, Cleveland, OH
Thu Sep 20 2001, 7:05 PM EDT
Att: 33,912 - Cloudy - 71 F

AB 30
R 2
H 6
RBI 2
BB 2
SO 3
LOB 8



Batter	1	2	3	4	5	6	7	8	9	AB	R	H	RBI	BB	SO	LOB	TOP										
Kenny Lofton, L (1, 8) OBP: 0.334, SLG: 0.416	G3																4 1 2 0 0 0 0										
Wil Cordero, R (9, PH) OBP: 0.319, SLG: 0.355	K																1 0 0 0 0 1 2										
Omar Vizquel, S (1, 6) OBP: 0.333, SLG: 0.349	K																4 0 0 0 0 1 2										
Roberto Alomar, S (1, 4) OBP: 0.414, SLG: 0.544	G4-3																4 1 1 1 0 0 2										
Juan Gonzalez, R (1, 9) OBP: 0.383, SLG: 0.617																	4 0 1 0 0 0 0										
Jim Thome, L (1, 3) OBP: 0.422, SLG: 0.647																	4 0 2 1 0 2 0										
Ellis Burks, R (1, 10) OBP: 0.360, SLG: 0.534																	2 0 1 0 2 1 0										
Marty Cordova, R (1, 7) OBP: 0.355, SLG: 0.509																	4 0 0 0 0 1 6										
Travis Fryman, R (1, 5) OBP: 0.319, SLG: 0.329																	4 0 1 0 0 0 2										
Einar Diaz, R (1, 2) OBP: 0.331, SLG: 0.387																	3 0 0 0 0 0 0										
Eddie Taubensee, L (9, PH) OBP: 0.297, SLG: 0.343																	0 0 0 0 0 0 0										
Jolbert Cabrera, R (9, PH) OBP: 0.315, SLG: 0.354																	1 0 0 0 0 0 2										
Inning Stats	R: 0 E: 0 K: 1 S: 7	H: 0 LOB: 0 BB: 0 P: 11	R: 0 E: 1 K: 0 S: 7	H: 1 LOB: 2 BB: 1 P: 11	R: 0 E: 0 K: 0 S: 11	H: 1 LOB: 1 BB: 0 P: 13	R: 0 E: 0 K: 2 S: 9	H: 0 LOB: 0 BB: 0 P: 11	R: 0 E: 0 K: 0 S: 6	H: 0 LOB: 0 BB: 0 P: 11	R: 1 E: 0 K: 0 S: 17	H: 3 LOB: 3 BB: 1 P: 29	R: 0 E: 0 K: 0 S: 11	H: 0 LOB: 0 BB: 0 P: 14	R: 1 E: 0 K: 1 S: 10	H: 1 LOB: 0 BB: 0 P: 15	R: 0 E: 0 K: 2 S: 13	H: 2 LOB: 2 BB: 0 P: 20	1B: 4 2B: 3 3B: 0 HR: 1	SF: 0 SAC: 0 DP: 0 HBP: 0	WP: 0 PB: 0 SB: 0 CS: 0	PA: 37					
PITCHER	IP	WLS	BF	H	R	ER	SO	BB	IBB	HBP	BLK	WP	HR	S	P	ERA	WHIP										
Rick Reed, R (1, 1) ERA: 3.82	7.1	W	30	6	2	2	3	2	0	0	0	0	1	73	107	2.46	1.091										
Hector Carrasco, R (8, 1) ERA: 5.0	0.2		2	0	0	0	1	0	0	0	0	0	0	5	8	0.00	0.000										
Todd Jones, R (9, 1) ERA: 4.34	0.1		3	2	0	0	1	0	0	0	0	0	0	8	12	0.00	6.000										
Eddie Guardado, L (9, 1) ERA: 3.52	0.2	S	2	0	0	0	1	0	0	0	0	0	0	5	8	0.00	0.000										

Cleveland Indians @ Minnesota Twins
Hubert H. Humphrey Metrodome, Minneapolis, MN

AB 35
R 2
H 8
RBI 2
BB 2
SO 6
LOB 16



WP: 0 PA: 37
PB: 0
SB: 0
CS: 0

Fri Sep 21 2001, 8:05 PM EDT
Att: 20,038 - Dome - 72 F

Batter	1	2	3	4	5	6	7	8	9	AB	R	H	RBI	BB	SO	LOB	BOTTOM										
Luis Rivas, R (1, 4) OBP: 0.318, SLG: 0.365	K																4 0 2 0 0 1 0										
Cristian Guzman, S (1, 6) OBP: 0.342, SLG: 0.488	F7-4 1B																3 0 1 0 1 1 0										
Doug Mientkiewicz, L (1, 3) OBP: 0.393, SLG: 0.479	F7-4 1-2																2 1 0 0 2 0 1										
Brian Buchanan, R (1, 9) OBP: 0.360, SLG: 0.525																	3 1 1 0 1 0 1										
Jacque Jones, L (8, 7) OBP: 0.324, SLG: 0.405																	0 0 0 0 0 0 0										
Corey Koskie, L (1, 5) OBP: 0.366, SLG: 0.508																	2 2 1 0 2 0 0										
Torii Hunter, R (1, 8) OBP: 0.295, SLG: 0.474																	3 1 1 4 1 1 1										
David Ortiz, L (1, 10) OBP: 0.330, SLG: 0.491																	4 0 0 1 0 1 3										
Bobby Kielty, S (1, 7) OBP: 0.274, SLG: 0.349																	3 1 1 1 0 0 0										
Tom Prince, R (1, 2) OBP: 0.297, SLG: 0.385																	3 0 0 0 0 0 0										
Inning Stats	R: 0 E: 0 K: 1 S: 8	H: 1 LOB: 0 BB: 0 P: 11	R: 3 E: 0 K: 1 S: 11	H: 1 LOB: 2 BB: 2 P: 20	R: 1 E: 0 K: 0 S: 9	H: 1 LOB: 3 BB: 3 P: 23	R: 0 E: 0 K: 0 S: 6	H: 1 LOB: 0 BB: 0 P: 8	R: 0 E: 0 K: 1 S: 7	H: 0 LOB: 0 BB: 0 P: 11	R: 2 E: 0 K: 1 S: 16	H: 2 LOB: 0 BB: 0 P: 25	R: 0 E: 0 K: 0 S: 8	H: 1 LOB: 1 BB: 2 P: 17	R: 0 E: 0 K: 0 S: 5	H: 0 LOB: 0 BB: 0 P: 7	1B: 5 2B: 1 3B: 0 HR: 2	SF: 0 SAC: 0 DP: 1 HBP: 0	WP: 0 PB: 0 SB: 2 CS: 3	PA: 35							
PITCHER	IP	WLS	BF	H	R	ER	SO	BB	IBB	HBP	BLK	WP	HR	S	P	ERA	WHIP										
CC Sabathia, L (1, 1) ERA: 4.79	5.2	L	26	6	6	6	4	5	0	0	0	0	2	53	91	9.53	1.941										
David Riske, R (6, 1) ERA: 1.95	1.1		5	1	0	0	0	2	0	0	0	0	0	12	24	0.00	2.250										
Rich Rodriguez, L (8, 1) ERA: 4.34	1.0		3	0	0	0	0	0	0	0	0	0	0	5	7	0.00	0.000										

Cleveland Indians @ Minnesota Twins
Hubert H. Humphrey Metrodome, Minneapolis, MN

AB 27
R 6
H 7
RBI 6
BB 7
SO 4
LOB 6



WP: 0 PA: 35
PB: 0
SB: 2
CS: 3

Fri Sep 21 2001, 8:05 PM EDT
Att: 20,038 - Dome - 72 F

Batter	1	2	3	4	5	6	7	8	9	AB	R	H	RBI	BB	SO	LOB	TOP										
Kenny Lofton, L OBP: 0.335, SLG: 0.416 (1, 8)	F8		F8						F7	5	0	2	1	0	0	0	Cleveland Indians @ Minnesota Twins Hubert H. Humphrey Metrodome, Minneapolis, MN Sat Sep 22 2001, 1:25 PM EDT Att: 33,733 - Dome - 72 F livebaseballscorecards.com										
Omar Vizquel, S OBP: 0.332, SLG: 0.347 (1, 6)	P3		G4-3						L3	5	0	1	1	0	0	0											
Roberto Alomar, S OBP: 0.411, SLG: 0.540 (1, 4)	G4-3									4	0	0	0	0	0	3											
Juan Gonzalez, R OBP: 0.380, SLG: 0.612 (1, 9)										4	0	0	0	0	2	3											
Jim Thome, L OBP: 0.425, SLG: 0.654 (1, 3)										3	1	2	1	1	0	0											
Ellis Burks, R OBP: 0.361, SLG: 0.537 (1, 10)										4	1	2	0	0	2	1											
Travis Fryman, R OBP: 0.321, SLG: 0.334 (1, 5)										4	1	2	1	0	2	3											
Karim Garcia, L OBP: 0.400, SLG: 0.778 Jolbert Cabrera, R OBP: 0.314, SLG: 0.353 (1, 7) (7, 7)										3	1	1	0	0	1	3											
Einar Diaz, R OBP: 0.330, SLG: 0.384 (1, 2)										1	0	0	0	0	1	1											
Inning Stats	R: 0 E: 0 K: 0 S: 9	H: 0 LOB: 0 BB: 0 P: 12	R: 0 E: 0 K: 1 S: 15	H: 1 LOB: 2 BB: 1 P: 24	R: 0 E: 0 K: 1 S: 8	H: 0 LOB: 0 BB: 0 P: 9	R: 0 E: 0 K: 0 S: 5	H: 0 LOB: 0 BB: 0 P: 8	R: 2 E: 0 K: 2 S: 17	H: 4 LOB: 3 BB: 0 P: 26	R: 2 E: 0 K: 1 S: 17	H: 4 LOB: 2 BB: 0 P: 20	R: 0 E: 0 K: 1 S: 8	H: 0 LOB: 0 BB: 0 P: 13	R: 0 E: 0 K: 2 S: 13	H: 1 LOB: 1 BB: 0 P: 17		R: 0 E: 0 K: 0 S: 9	H: 0 LOB: 0 BB: 0 P: 13	1B: 7 2B: 2 3B: 0 HR: 1	SF: 0 SAC: 0 DP: 0 HBP: 1	WP: 0 PB: 0 SB: 0 CS: 0	PA: 38				
PITCHER	IP	WLS	BF	H	R	ER	SO	BB	IBB	HBP	BLK	WP	HR	S	P	ERA	WHIP										
Brad Radke, R ERA: 3.98 (1, 1)	5.0	L	25	8	4	4	4	1	0	1	0	0	1	63	91	7.20	1.800										
Hector Carrasco, R ERA: 4.96 (6, 1)	0.2		2	0	0	0	1	0	0	0	0	0	0	5	5	0.00	0.000										
Mike Duvall, L ERA: 3.38 (6, 1)	1.0		3	1	0	0	0	0	0	0	0	0	0	8	10	0.00	1.000										
Jack Cressend, R ERA: 3.21 (7, 1)	1.1		5	1	0	0	3	0	0	0	0	0	0	16	23	0.00	0.750										
Bob Wells, R ERA: 5.21 (9, 1)	1.0		3	0	0	0	0	0	0	0	0	0	0	9	13	0.00	0.000										

Batter	1	2	3	4	5	6	7	8	9	AB	R	H	RBI	BB	SO	LOB	BOTTOM										
Jacque Jones, L OBP: 0.327, SLG: 0.408 (1, 7)	F8									4	0	3	0	0	0	0	Cleveland Indians @ Minnesota Twins Hubert H. Humphrey Metrodome, Minneapolis, MN Sat Sep 22 2001, 1:25 PM EDT Att: 33,733 - Dome - 72 F livebaseballscorecards.com										
Cristian Guzman, S OBP: 0.336, SLG: 0.485 (1, 6)	P6		G4-3							3	0	0	0	0	0	2											
Doug Mientkiewicz, L OBP: 0.392, SLG: 0.477 (1, 3)										4	0	1	0	0	1	3											
Corey Koskie, L OBP: 0.364, SLG: 0.504 (1, 5)	G4-3									4	0	0	0	0	1	3											
Brian Buchanan, R OBP: 0.363, SLG: 0.522 (1, 9)										3	0	1	0	1	2	0											
David Ortiz, L OBP: 0.326, SLG: 0.484 (1, 10)										4	0	0	0	0	3	2											
Tori Hunter, R OBP: 0.297, SLG: 0.473 (1, 8)										3	1	1	0	0	1	1											
A.J. Pierzynski, L OBP: 0.326, SLG: 0.441 (1, 2)										4	1	1	1	0	2	2											
Luis Rivas, R OBP: 0.317, SLG: 0.364 (1, 4)										4	0	1	1	0	1	0											
Inning Stats	R: 0 E: 0 K: 0 S: 6	H: 1 LOB: 1 BB: 0 P: 9	R: 0 E: 0 K: 2 S: 10	H: 0 LOB: 0 BB: 0 P: 16	R: 0 E: 0 K: 1 S: 11	H: 1 LOB: 1 BB: 0 P: 13	R: 0 E: 0 K: 1 S: 14	H: 0 LOB: 1 BB: 1 P: 23	R: 2 E: 0 K: 1 S: 13	H: 3 LOB: 2 BB: 0 P: 17	R: 0 E: 0 K: 3 S: 14	H: 1 LOB: 1 BB: 0 P: 21	R: 0 E: 0 K: 1 S: 10	H: 1 LOB: 0 BB: 0 P: 14	R: 0 E: 0 K: 2 S: 13	H: 0 LOB: 0 BB: 0 P: 20		R: 0 E: 0 K: 0 S: 6	H: 1 LOB: 0 BB: 0 P: 11	1B: 7 2B: 1 3B: 0 HR: 0	SF: 0 SAC: 1 DP: 1 HBP: 1	WP: 0 PB: 0 SB: 0 CS: 0	PA: 36				
PITCHER	IP	WLS	BF	H	R	ER	SO	BB	IBB	HBP	BLK	WP	HR	S	P	ERA	WHIP										
Steve Woodard, R ERA: 5.3 (1, 1)	4.0		19	5	2	2	4	1	0	1	0	0	0	16	21	4.50	1.500										
Ricardo Rincon, L ERA: 3.05 (5, 1)	1.1	W	5	1	0	0	2	0	0	0	0	0	0	16	21	0.00	0.750										
Paul Shuey, R ERA: 2.36 (6, 1)	1.2	H	6	1	0	0	3	0	0	0	0	0	0	16	23	0.00	0.600										
Danys Baez, R ERA: 2.18 (8, 1)	1.0	H	3	0	0	0	2	0	0	0	0	0	0	13	20	0.00	0.000										
Bob Wickman, R ERA: 2.44 (9, 1)	1.0	S	3	1	0	0	0	0	0	0	0	0	0	6	11	0.00	1.000										



Batter	1	2	3	4	5	6	7	8	9	AB	R	H	RBI	BB	SO	LOB	TOP								
Kenny Lofton, L OBP: 0.334, SLG: 0.414 (1, 8)	 HR BB		 K		 K			 F8		3	1	0	0	1	2	0	Cleveland Indians @ Minnesota Twins Hubert H. Humphrey Metrodome, Minneapolis, MN Sun Sep 23 2001, 2:05 PM EDT Att: 21,928 - Dome - 72 F livebaseballscorecards.com								
Omar Vizquel, S OBP: 0.330, SLG: 0.345 (1, 6)	 K		 G5-3			 F9		 G4-3		4	0	0	0	0	1	1									
Roberto Alomar, S OBP: 0.413, SLG: 0.546 (1, 4)	 HR			 FC4-6 BB		 F8		 1B		3	1	2	2	1	0	0									
Juan Gonzalez, R OBP: 0.380, SLG: 0.609 (1, 9)	 K			 FC4-6 HR		 FC6-4 1B		 P3		4	1	1	0	0	1	2									
Ellis Burks, R OBP: 0.360, SLG: 0.541 (1, 10)	 G5-3			 HR		 FC6-4		 G6-3		4	1	1	2	0	0	1									
Jim Thome, L OBP: 0.422, SLG: 0.648 (1, 3)		 F2		 K			 K		 G3		4	0	0	0	0	2		0							
Marty Cordova, R OBP: 0.353, SLG: 0.595 John McDonald, R (7, 5)	 G5-3			 G5-3			 G5-3		 K		3	0	0	0	0	0		0							
Einar Diaz, R OBP: 0.330, SLG: 0.384 (1, 2)	 F9						 1B				3	0	1	0	0	0		0							
Jolbert Cabrera, R OBP: 0.311, SLG: 0.349 (7, 7)			 F3		 F8		 L7				3	0	0	0	0	0	1								
Inning Stats	R: 2 E: 0 K: 2 S: 13	H: 1 LOB: 0 BB: 1 P: 23	R: 0 E: 0 K: 0 S: 6	H: 0 LOB: 0 BB: 0 P: 10	R: 0 E: 0 K: 1 S: 7	H: 0 LOB: 0 BB: 0 P: 9	R: 2 E: 0 K: 1 S: 10	H: 1 LOB: 0 BB: 1 P: 19	R: 0 E: 0 K: 1 S: 8	H: 0 LOB: 0 BB: 0 P: 13	R: 0 E: 0 K: 0 S: 11	H: 1 LOB: 1 BB: 0 P: 16	R: 0 E: 0 K: 1 S: 11	H: 1 LOB: 1 BB: 0 P: 17	R: 0 E: 0 K: 1 S: 9	H: 1 LOB: 1 BB: 0 P: 12	R: 0 E: 0 K: 1 S: 6	H: 0 LOB: 0 BB: 0 P: 8	1B: 3 2B: 0 3B: 0 HR: 2	SF: 0 SAC: 0 DP: 0 HBP: 0	WP: 0 PB: 0 SB: 0 CS: 0	PA: 34			
PITCHER	IP	WLS	BF	H	R	ER	SO	BB	IBB	HBP	BLK	WP	HR	S	P	ERA	WHIP								
Eric Milton, L ERA: 4.26 (1, 1)	7.0	L	27	4	4	4	6	2	0	0	0	0	2	66	107	5.14	0.857								
Mike Duvall, L ERA: 2.7 (8, 1)	0.2		3	1	0	0	0	0	0	0	0	0	0	7	10	0.00	1.500								
Hector Carrasco, R ERA: 4.86 (8, 1)	1.1		4	0	0	0	1	0	0	0	0	0	0	8	10	0.00	0.000								

Batter	1	2	3	4	5	6	7	8	9	AB	R	H	RBI	BB	SO	LOB	BOTTOM								
Luis Rivas, R OBP: 0.317, SLG: 0.365 (1, 4)	 P4	 F9			 G4-3 2B		 K			4	0	1	0	0	1	4	Cleveland Indians @ Minnesota Twins Hubert H. Humphrey Metrodome, Minneapolis, MN Sun Sep 23 2001, 2:05 PM EDT Att: 21,928 - Dome - 72 F livebaseballscorecards.com								
Cristian Guzman, S OBP: 0.337, SLG: 0.481 (1, 6)	 G6-3		 G6-3		 G6-3		 G5-3			4	0	0	0	0	0	2									
Doug Mientkiewicz, L OBP: 0.380, SLG: 0.473 (1, 3)	 K		 G5-3		 G4-3			 G3		4	0	0	0	0	1	1									
Brian Buchanan, R OBP: 0.357, SLG: 0.514 Jacque Jones, L OBP: 0.326, SLG: 0.407 (8, PH) (9, 7)	 G6-3		 K		 K			 F8		3	0	0	0	0	2	1									
Corey Koskie, L OBP: 0.363, SLG: 0.504 (1, 5)	 1B 2B			 K 1B SF7		 G6-3		 K		4	2	1	0	0	2	0									
Torii Hunter, R OBP: 0.300, SLG: 0.475 (1, 8)	 2B 1B			 1B		 K			 1B	4	0	3	1	0	1	0									
Bobby Kielty, S OBP: 0.276, SLG: 0.365 (9, 9)	 SF7			 1B		 F3			 K	2	0	1	1	0	0	0									
A.J. Pierzynski, L OBP: 0.325, SLG: 0.440 (9, PH)	 2B			 SF7		 F3			 K	1	0	0	0	0	1	1									
5 Michael Cuddyer, R OBP: 0.667, SLG: 1.000 David Ortiz, L OBP: 0.325, SLG: 0.482 (9, PH)	 BB			 K			 G5-3 2B		 F8	2	0	1	0	1	1	1									
Tom Prince, R OBP: 0.292, SLG: 0.379 Denny Hocking, S OBP: 0.304, SLG: 0.322 (9, PH)	 K			 K			 G5-3		 G3	1	0	0	0	0	0	1									
Inning Stats	R: 0 E: 0 K: 1 S: 9	H: 0 LOB: 0 BB: 0 P: 15	R: 1 E: 0 K: 1 S: 17	H: 3 LOB: 3 BB: 1 P: 27	R: 0 E: 0 K: 1 S: 8	H: 0 LOB: 0 BB: 0 P: 13	R: 1 E: 1 K: 3 S: 15	H: 1 LOB: 1 BB: 0 P: 18	R: 0 E: 0 K: 1 S: 9	H: 1 LOB: 1 BB: 0 P: 14	R: 0 E: 0 K: 1 S: 6	H: 0 LOB: 0 BB: 0 P: 8	R: 0 E: 0 K: 1 S: 8	H: 1 LOB: 1 BB: 0 P: 10	R: 0 E: 0 K: 1 S: 7	H: 0 LOB: 0 BB: 0 P: 11	R: 0 E: 0 K: 1 S: 9	H: 1 LOB: 1 BB: 0 P: 14	1B: 3 2B: 4 3B: 0 HR: 0	SF: 1 SAC: 0 DP: 0 HBP: 0	WP: 0 PB: 0 SB: 0 CS: 0	PA: 36			
PITCHER	IP	WLS	BF	H	R	ER	SO	BB	IBB	HBP	BLK	WP	HR	S	P	ERA	WHIP								
Chuck Finley, L ERA: 5.35 (1, 1)	7.1		30	6	2	1	9	1	0	0	0	0	0	73	106	1.23	0.955								
Danys Baez, R ERA: 2.15 (8, 1)	0.2	H	2	0	0	0	1	0	0	0	0	0	0	6	10	0.00	0.000								
Bob Wickman, R ERA: 2.4 (9, 1)	1.0	S	4	1	0	0	1	0	0	0	0	0	0	9	14	0.00	1.000								



Batter	1	2	3	4	5	6	7	8	9	10	11	AB	R	H	RBI	BB	SO	LOB	TOP		
Jose Cruz Jr., S <small>OBP: 0.318, SLG: 0.503</small> 												5	0	2	0	0	2	1			
Alex Gonzalez, R <small>OBP: 0.302, SLG: 0.389</small> 												5	0	0	0	0	3	3			
Shannon Stewart, R <small>OBP: 0.373, SLG: 0.456</small> 10 Vernon Wells, R <small>OBP: 0.400, SLG: 0.500</small> 												4	0	1	0	0	0	0			
												1	0	0	0	0	0	0			
Carlos Delgado, L <small>OBP: 0.412, SLG: 0.557</small> 												4	1	1	0	1	1	1			
Raul Mondesi, R <small>OBP: 0.347, SLG: 0.467</small> 												5	1	3	2	0	0	1			
Brad Fullmer, L <small>OBP: 0.330, SLG: 0.457</small> 												5	0	0	0	0	0	2			
Felipe Lopez, S <small>OBP: 0.288, SLG: 0.397</small> 												4	1	1	0	1	2	2			
Darrin Fletcher, L <small>OBP: 0.275, SLG: 0.353</small> Luis Lopez, R <small>OBP: 0.293, SLG: 0.382</small> Chris Latham, S <small>OBP: 0.408, SLG: 0.500</small> Alberto Castillo, R <small>OBP: 0.263, SLG: 0.266</small> 												3	0	1	0	0	1	1			
												0	0	0	0	0	0	0			
												1	0	0	0	0	1	0			
												0	0	0	0	0	0	0			
Homer Bush, R <small>OBP: 0.344, SLG: 0.404</small> Tony Fernandez, S <small>OBP: 0.331, SLG: 0.359</small> Cesar Izturis, S <small>OBP: 0.274, SLG: 0.383</small> 												2	0	0	0	0	1	1			
												0	0	0	1	0	0	0			
												1	0	0	0	0	0	0			
Inning Stats <small>R: 0 H: 0 E: 0 K: 2 S: 8</small>	<small>H: 0 LOB: 0 BB: 0 P: 16</small>	<small>R: 0 H: 0 E: 0 K: 0 S: 7</small>	<small>H: 0 LOB: 0 BB: 0 P: 9</small>	<small>R: 0 H: 2 E: 0 K: 2 S: 13</small>	<small>H: 2 LOB: 2 BB: 0 P: 19</small>	<small>R: 0 H: 2 E: 0 K: 1 S: 9</small>	<small>H: 2 LOB: 2 BB: 0 P: 14</small>	<small>R: 0 H: 0 E: 0 K: 1 S: 4</small>	<small>H: 0 LOB: 1 BB: 1 P: 11</small>	<small>R: 1 H: 1 E: 0 K: 1 S: 13</small>	<small>H: 1 LOB: 1 BB: 1 P: 26</small>	<small>R: 0 H: 0 E: 0 K: 1 S: 9</small>	<small>H: 0 LOB: 0 BB: 0 P: 16</small>	<small>R: 0 H: 1 E: 0 K: 2 S: 7</small>	<small>H: 1 LOB: 1 BB: 0 P: 9</small>	<small>R: 0 H: 1 E: 0 K: 2 S: 10</small>	<small>H: 1 LOB: 1 BB: 0 P: 14</small>	<small>R: 2 H: 2 E: 0 K: 1 S: 12</small>	<small>H: 2 LOB: 0 BB: 0 P: 14</small>	<small>1B: 6 SF: 1 2B: 2 SAC: 0 3B: 0 DP: 0 HR: 1 HBP: 0</small>	<small>WP: 0 PA: 43 PB: 0 SB: 2 CS: 0</small>
PITCHER Bartolo Colon, R <small>ERA: 4.06</small> Ricardo Rincon, L <small>ERA: 3.02</small> Danyis Baez, R <small>ERA: 2.47</small> John Rocker, L <small>ERA: 3.79</small>	<small>IP: 8.1 WLS: 32 BF: 6 H: 1 R: 1 ER: 1 SO: 8 BB: 2 IBB: 0 HBP: 0 BLK: 0 WP: 0 HR: 0 S: 77 P: 128 ERA: 1.08 WHIP: 0.960</small>																				

Toronto Blue Jays @ Cleveland Indians
 Jacobs Field, Cleveland, OH
 Mon Sep 24 2001, 7:05 PM EDT
 Att: 32,425 - Cloudy - 55 F


AB	40
R	3
H	9
RBI	3
BB	2
SO	11
LOB	12



Batter	1	2	3	4	5	6	7	8	9	10	11	AB	R	H	RBI	BB	SO	LOB	BOTTOM	
Kenny Lofton, L <small>OBP: 0.331, SLG: 0.409</small> 												5	0	0	0	0	2	3		
Omar Vizquel, S <small>OBP: 0.330, SLG: 0.343</small> Tim Laker, R <small>OBP: 0.267, SLG: 0.154</small> 												3	0	0	0	1	1	0		
												1	0	0	0	0	1	0		
Roberto Alomar, S <small>OBP: 0.412, SLG: 0.548</small> 												5	1	1	1	0	1	1		
Juan Gonzalez, R <small>OBP: 0.379, SLG: 0.606</small> 												4	0	1	0	0	0	0		
Jim Thome, L <small>OBP: 0.419, SLG: 0.643</small> 												4	0	0	0	0	2	2		
Ellis Burks, R <small>OBP: 0.387, SLG: 0.536</small> 												4	0	0	0	0	2	2		
Karim Garcia, L <small>OBP: 0.383, SLG: 0.677</small> 												4	0	0	0	0	1	0		
Einar Diaz, R <small>OBP: 0.332, SLG: 0.390</small> 												4	0	2	0	0	1	0		
Jolbert Cabrera, R <small>OBP: 0.313, SLG: 0.382</small> 												4	1	2	1	0	1	1		
Inning Stats <small>R: 0 H: 0 E: 0 K: 0 S: 7</small>	<small>H: 0 LOB: 0 BB: 0 P: 13</small>	<small>R: 0 H: 0 E: 0 K: 0 S: 9</small>	<small>H: 0 LOB: 0 BB: 0 P: 14</small>	<small>R: 0 H: 0 E: 0 K: 3 S: 11</small>	<small>H: 0 LOB: 0 BB: 0 P: 13</small>	<small>R: 0 H: 0 E: 0 K: 2 S: 6</small>	<small>H: 0 LOB: 0 BB: 0 P: 9</small>	<small>R: 0 H: 2 E: 0 K: 3 S: 11</small>	<small>H: 1 LOB: 2 BB: 1 P: 13</small>	<small>R: 0 H: 1 E: 0 K: 1 S: 7</small>	<small>H: 1 LOB: 1 BB: 0 P: 11</small>	<small>R: 0 H: 0 E: 0 K: 1 S: 5</small>	<small>H: 0 LOB: 0 BB: 0 P: 19</small>	<small>R: 0 H: 0 E: 0 K: 0 S: 5</small>	<small>H: 0 LOB: 0 BB: 0 P: 6</small>	<small>R: 1 H: 1 E: 0 K: 2 S: 12</small>	<small>H: 1 LOB: 0 BB: 0 P: 18</small>	<small>1B: 2 SF: 0 2B: 2 SAC: 0 3B: 0 DP: 1 HR: 2 HBP: 0</small>	<small>WP: 0 PA: 39 PB: 0 SB: 0 CS: 0</small>	
PITCHER 32 Roy Halladay, R <small>ERA: 3.4</small> Dan Plesac, L <small>ERA: 3.09</small> Paul Quantrill, R <small>ERA: 3.03</small> Pedro Borbon, L <small>ERA: 3.93</small> Billy Koch, R <small>ERA: 5.03</small>	<small>IP: 6.1 WLS: 22 BF: 3 H: 0 R: 0 ER: 0 SO: 6 BB: 1 IBB: 0 HBP: 0 BLK: 0 WP: 0 HR: 0 S: 64 P: 92 ERA: 0.00 WHIP: 0.632</small>																			
PITCHER Bob Fie, R <small>ERA: 3.2</small> Scott Eyre, L <small>ERA: 1.74</small>	<small>IP: 1.0 WLS: 4 BF: 1 H: 1 R: 1 ER: 0 SO: 0 BB: 0 IBB: 0 HBP: 0 BLK: 0 WP: 0 HR: 0 S: 10 P: 14 ERA: 9.00 WHIP: 1.000</small>																			

Toronto Blue Jays @ Cleveland Indians
 Jacobs Field, Cleveland, OH
 Mon Sep 24 2001, 7:05 PM EDT
 Att: 32,425 - Cloudy - 55 F

AB	38
R	2
H	6
RBI	2
BB	1
SO	12
LOB	9



Batter	1	2	3	4	5	6	7	8	9	AB	R	H	RBI	BB	SO	LOB	TOP										
José Cruz Jr., S (1, 8) OBP: 0.321, SLG: 0.504 Brian Simmons, S (8, PH) OBP: 0.250, SLG: 0.296										3	2	2	0	1	0	0	Toronto Blue Jays @ Cleveland Indians Jacobs Field, Cleveland, OH Tue Sep 25 2001, 7:05 PM EDT Att: 35,729 - Cloudy - 49 F										
Alex Gonzalez, R (1, 6) OBP: 0.301, SLG: 0.388										4	0	1	1	0	2	1											
Shannon Stewart, R (1, 7) OBP: 0.372, SLG: 0.454										5	1	1	2	0	1	3											
Carlos Delgado, L (1, 3) OBP: 0.412, SLG: 0.554										3	0	0	1	2	1	2											
Raul Mondesi, R (1, 9) OBP: 0.345, SLG: 0.465 Chris Latham, S (7, PH) OBP: 0.403, SLG: 0.492										3	0	0	0	0	1	2											
Brad Fullmer, L (1, 10) OBP: 0.331, SLG: 0.457										4	1	2	0	0	1	1											
Felipe Lopez, S (1, 5) OBP: 0.293, SLG: 0.396										3	1	1	0	1	1	1											
Darrin Fletcher, L (1, 2) OBP: 0.276, SLG: 0.353 Chris Woodward, R (7, PR) OBP: 0.200, SLG: 0.417 Alberto Castillo, R (7, 2) OBP: 0.261, SLG: 0.264										3	0	1	1	0	1	2											
Homer Bush, R (1, 4) OBP: 0.344, SLG: 0.403										3	1	1	0	0	0	1											
Inning Stats	R: 1 E: 0 K: 2 S: 17	H: 2 LOB: 1 BB: 0 P: 29	R: 0 E: 0 K: 1 S: 9	H: 0 LOB: 1 BB: 1 P: 15	R: 0 E: 0 K: 1 S: 7	H: 1 LOB: 1 BB: 0 P: 9	R: 0 E: 0 K: 1 S: 10	H: 1 LOB: 0 BB: 0 P: 16	R: 0 E: 0 K: 0 S: 6	H: 0 LOB: 0 BB: 0 P: 9	R: 0 E: 0 K: 0 S: 8	H: 0 LOB: 0 BB: 1 P: 14	R: 5 E: 1 K: 0 S: 15	H: 4 LOB: 2 BB: 2 P: 34	R: 0 E: 0 K: 2 S: 15	H: 1 LOB: 0 BB: 0 P: 22		R: 0 E: 0 K: 2 S: 8	H: 0 LOB: 0 BB: 0 P: 12	1B: 9 2B: 0 3B: 0 HR: 0	SF: 1 SAC: 1 DP: 1 HBP: 0	WP: 1 PB: 0 SB: 3 CS: 2	PA: 40				
PITCHER	IP	WLS	BF	H	R	ER	SO	BB	IBB	HBP	BLK	WP	HR	S	P	ERA	WHIP										
Ryan Drese, R (1, 1) ERA: 3.77	6.0		26	7	4	4	5	2	0	0	0	0	0	62	99	6.00	1.500										
Paul Shuey, R (7, 1) ERA: 2.52	0.1	B	4	1	2	1	0	1	0	0	0	0	0	5	12	27.00	6.000										
Ricardo Rincon, L (7, 1) ERA: 2.98	0.2		3	0	1	0	0	1	0	0	0	0	0	5	15	0.00	1.500										
David Riske, R (8, 1) ERA: 1.78	1.0	W	4	1	0	0	2	0	0	0	0	1	0	15	22	0.00	1.000										
Bob Wickman, R (9, 1) ERA: 2.37	1.0		3	0	0	0	2	0	0	0	0	0	0	8	12	0.00	0.000										


AB	34
R	7
H	9
RBI	5
BB	4
SO	9
LOB	16




Batter	1	2	3	4	5	6	7	8	9	AB	R	H	RBI	BB	SO	LOB	BOTTOM										
Kenny Lofton, L (1, 8) OBP: 0.331, SLG: 0.409										6	0	2	4	0	1	2	Toronto Blue Jays @ Cleveland Indians Jacobs Field, Cleveland, OH Tue Sep 25 2001, 7:05 PM EDT Att: 35,729 - Cloudy - 49 F										
Travis Fryman, R (1, 10) OBP: 0.318, SLG: 0.334										6	0	1	0	0	2	4											
Roberto Alomar, S (1, 4) OBP: 0.413, SLG: 0.548										4	1	2	0	1	0	1											
Jim Thome, L (1, 3) OBP: 0.422, SLG: 0.645										3	2	2	0	2	1	1											
Karim Garcia, L (1, 9) OBP: 0.368, SLG: 0.647 Ellis Burks, R (8, PH) OBP: 0.359, SLG: 0.536 Milton Bradley, S (8, PR) OBP: 0.288, SLG: 0.336										3	1	1	0	1	0	3											
Einar Diaz, R (1, 2) OBP: 0.333, SLG: 0.392										0	0	0	0	1	0	0											
Russell Branyan, L (1, 7) OBP: 0.314, SLG: 0.467										3	2	3	2	2	0	0											
Jolbert Cabrera, R (1, 5) OBP: 0.315, SLG: 0.364										4	2	1	1	0	1	5											
John McDonald, R (1, 6) Dave Roberts, L (8, PH) OBP: 0.500, SLG: 0.600										3	0	0	0	0	1	4											
Inning Stats	R: 0 E: 0 K: 0 S: 8	H: 0 LOB: 0 BB: 0 P: 10	R: 1 E: 0 K: 1 S: 14	H: 3 LOB: 0 BB: 0 P: 23	R: 0 E: 0 K: 1 S: 9	H: 2 LOB: 3 BB: 1 P: 20	R: 0 E: 0 K: 1 S: 10	H: 0 LOB: 2 BB: 1 P: 22	R: 3 E: 0 K: 1 S: 11	H: 3 LOB: 1 BB: 1 P: 22	R: 0 E: 0 K: 0 S: 11	H: 1 LOB: 2 BB: 1 P: 22	R: 2 E: 0 K: 1 S: 14	H: 3 LOB: 1 BB: 0 P: 20	R: 5 E: 0 K: 1 S: 23	H: 2 LOB: 1 BB: 4 P: 50		R: 0 E: 0 K: 1 S: 8	H: 0 LOB: 0 BB: 0 P: 12	1B: 8 2B: 5 3B: 0 HR: 1	SF: 0 SAC: 0 DP: 0 HBP: 2	WP: 0 PB: 1 SB: 3 CS: 1	PA: 47				
PITCHER	IP	WLS	BF	H	R	ER	SO	BB	IBB	HBP	BLK	WP	HR	S	P	ERA	WHIP										
Chris Carpenter, R (1, 1) ERA: 4.13	3.0		15	5	1	1	2	2	0	0	0	0	0	21	44	9.00	2.500										
Pasqual Coco, R (4, 1) ERA: 3.6	2.0		12	3	3	2	2	2	0	1	0	0	0	11	22	0.00	1.000										
Matt DeWitt, R (6, 1) ERA: 4.11	1.0		5	1	0	0	0	0	1	0	0	0	0	8	11	27.00	3.000										
Paul Quantrill, R (7, 1) ERA: 3.23	0.2		4	2	2	2	0	0	0	0	0	0	1	8	11	27.00	3.000										
Dan Plesac, L (7, 1) ERA: 3.63	1.0	L	7	2	3	3	2	3	0	0	0	0	0	17	36	27.00	5.000										

AB	37
R	11
H	14
RBI	10
BB	8
SO	6
LOB	26



Batter	1	2	3	4	5	6	7	8	9	AB R H RBI BB SO LOB	TOP																								
											<p>Toronto Blue Jays @ Cleveland Indians Jacobs Field, Cleveland, OH Wed Sep 26 2001, 7:05 PM EDT</p> <p>livebaseballscorecards.com</p> <p>AB 0 R 0 H 0 RBI 0 BB 0 SO 0 LOB 0</p> 																								
Inning Stats										1B: 0 SF: 0 WP: 0 PA: 0 2B: 0 SAC: 0 FB: 0 3B: 0 DP: 0 SB: 0 HR: 0 HBP: 0 CS: 0																									
PITCHER	IP	WLS	BF	H	R	ER	SO	BB	IBB	HBP	BLK	WP	HR	S	P	ERA	WHIP	PITCHER	IP	WLS	BF	H	R	ER	SO	BB	IBB	HBP	BLK	WP	HR	S	P	ERA	WHIP

Batter	1	2	3	4	5	6	7	8	9	AB R H RBI BB SO LOB	BOTTOM																								
											<p>Toronto Blue Jays @ Cleveland Indians Jacobs Field, Cleveland, OH Wed Sep 26 2001, 7:05 PM EDT</p> <p>livebaseballscorecards.com</p> <p>AB 0 R 0 H 0 RBI 0 BB 0 SO 0 LOB 0</p> 																								
Inning Stats										1B: 0 SF: 0 WP: 0 PA: 0 2B: 0 SAC: 0 FB: 0 3B: 0 DP: 0 SB: 0 HR: 0 HBP: 0 CS: 0																									
PITCHER	IP	WLS	BF	H	R	ER	SO	BB	IBB	HBP	BLK	WP	HR	S	P	ERA	WHIP	PITCHER	IP	WLS	BF	H	R	ER	SO	BB	IBB	HBP	BLK	WP	HR	S	P	ERA	WHIP

Batter	1	2	3	4	5	6	7	8	9	AB	R	H	RBI	BB	SO	LOB	TOP								
Luis Rivas, R OBP: 0.319, SLG: 0.365 (1, 4)										3	0	0	0	1	3	0	Minnesota Twins @ Cleveland Indians Jacobs Field, Cleveland, OH Fri Sep 28 2001, 7:05 PM EDT Att: 41,319 - Sunny - 58 F								
Cristian Guzman, S OBP: 0.334, SLG: 0.475 (1, 6)			G1-3				FC6-4 BB			4	1	1	0	0	1	3									
Corey Koskie, L OBP: 0.360, SLG: 0.494 (1, 5)										3	0	0	0	1	3	1									
Matthew LeCroy, R OBP: 0.231, SLG: 0.500 David Ortiz, L OBP: 0.324, SLG: 0.483 (8, PH)		F6								3	0	1	0	0	1	1									
Tori Hunter, R OBP: 0.306, SLG: 0.481 (1, 8)		G5-3								0	0	0	0	1	0	0									
Bobby Kielty, S OBP: 0.295, SLG: 0.374 (1, 7) (9, 9)										3	0	1	0	1	1	1									
Dustin Mohr, R OBP: 0.250, SLG: 0.240 Jacque Jones, L OBP: 0.327, SLG: 0.404 (9, PH) (9, 7)										3	0	1	0	1	0	0									
5 Michael Cuddyer, R OBP: 0.286, SLG: 0.333 Doug Mientkiewicz, L OBP: 0.385, SLG: 0.466 (1, 3) (9, PH) (9, 3)										3	0	0	0	0	3	4									
Tom Prince, R OBP: 0.292, SLG: 0.372 (1, 2)			F8							3	0	0	0	0	1	2									
Inning Stats	R: 0 H: 0 E: 0 K: 3 S: 9	H: 0 LOB: 0 BB: 0 P: 13	R: 0 H: 1 E: 0 K: 1 S: 8	LOB: 2 BB: 1 P: 15	R: 0 H: 0 E: 0 K: 1 S: 8	LOB: 0 BB: 0 P: 16	R: 0 H: 1 E: 0 K: 2 S: 11	LOB: 1 BB: 0 P: 17	R: 0 H: 2 E: 0 K: 1 S: 14	LOB: 3 BB: 1 P: 22	R: 0 H: 0 E: 0 K: 1 S: 12	LOB: 1 BB: 2 P: 23	R: 0 H: 0 E: 0 K: 2 S: 11	LOB: 0 BB: 0 P: 16	R: 1 H: 2 E: 1 K: 2 S: 10	LOB: 1 BB: 1 P: 19		R: 0 H: 0 E: 0 K: 1 S: 7	LOB: 0 BB: 0 P: 12	1B: 6 2B: 1 3B: 0 HR: 0	SF: 0 SAC: 0 DP: 1 HBP: 0	WP: 0 PB: 0 SB: 1 CS: 2	PA: 35		
PITCHER	IP	WLS	BF	H	R	ER	SO	BB	IBB	HBP	BLK	WP	HR	S	P	ERA	WHIP								
CC Sabathia, L ERA: 4.6 (1, 1)	7.0		27	4	0	0	11	4	0	0	0	0	0	73	122	0.00	1.143								
Danys Baez, R ERA: 2.42 (8, 1)	1.0	L	5	2	1	0	2	0	1	0	0	0	0	10	19	0.00	2.000								
Paul Shuey, R ERA: 2.47 (9, 1)	1.0		3	0	0	0	1	0	0	0	0	0	0	7	12	0.00	0.000								

Batter	1	2	3	4	5	6	7	8	9	AB	R	H	RBI	BB	SO	LOB	BOTTOM								
Kenny Lofton, L OBP: 0.330, SLG: 0.406 (1, 8)										3	0	0	0	1	1	1	Minnesota Twins @ Cleveland Indians Jacobs Field, Cleveland, OH Fri Sep 28 2001, 7:05 PM EDT Att: 41,319 - Sunny - 58 F								
Omar Vizquel, S OBP: 0.325, SLG: 0.342 (1, 6)			G6-3							4	0	1	0	0	1	2									
Roberto Alomar, S OBP: 0.414, SLG: 0.547 (1, 4)	L7									3	0	1	0	1	0	1									
Ellis Burks, R OBP: 0.356, SLG: 0.531 (1, 10)		F8	F8							4	0	0	0	0	2	3									
Travis Fryman, R OBP: 0.321, SLG: 0.332 (1, 5)										2	0	0	0	2	0	1									
Jim Thome, L OBP: 0.421, SLG: 0.641 (1, 3)										3	0	0	0	1	2	3									
Wil Cordero, R OBP: 0.322, SLG: 0.354 (1, 7)										3	0	1	0	0	1	1									
Einar Diaz, R OBP: 0.330, SLG: 0.389 (1, 2)		G3								4	0	0	0	0	1	5									
Jolbert Cabrera, R OBP: 0.314, SLG: 0.360 (1, 9)										3	0	0	0	1	2	0									
Inning Stats	R: 0 H: 0 E: 0 K: 2 S: 11	H: 0 LOB: 0 BB: 0 P: 13	R: 0 H: 0 E: 0 K: 1 S: 12	H: 0 LOB: 2 BB: 1 P: 21	R: 0 H: 0 E: 0 K: 1 S: 15	H: 0 LOB: 2 BB: 2 P: 30	R: 0 H: 0 E: 0 K: 0 S: 6	H: 0 LOB: 1 BB: 1 P: 13	R: 0 H: 1 E: 0 K: 2 S: 11	LOB: 2 BB: 1 P: 19	R: 0 H: 1 E: 0 K: 0 S: 11	H: 1 LOB: 0 BB: 0 P: 19	R: 0 H: 1 E: 0 K: 2 S: 12	H: 1 LOB: 1 BB: 0 P: 17	R: 0 H: 0 E: 0 K: 2 S: 10	LOB: 0 BB: 0 P: 14		1B: 3 2B: 0 3B: 0 HR: 0	SF: 0 SAC: 0 DP: 0 HBP: 1	WP: 0 PB: 0 SB: 0 CS: 0	PA: 36				
PITCHER	IP	WLS	BF	H	R	ER	SO	BB	IBB	HBP	BLK	WP	HR	S	P	ERA	WHIP								
Eric Milton, L ERA: 4.12 (1, 1)	7.0		30	2	0	0	6	6	0	1	0	0	0	8	11	0.00	1.500								
Jack Cressend, R ERA: 3.17 (8, 1)	0.2	H	3	1	0	0	1	0	0	0	0	0	0	8	11	0.00	1.500								
Eddie Guardado, L ERA: 3.39 (8, 1)	1.1	S	4	0	0	0	3	0	0	0	0	0	0	14	20	0.00	0.000								

AB	30
R	1
H	6
RBI	0
BB	5
SO	14
LOB	13



AB	29
R	0
H	3
RBI	0
BB	6
SO	10
LOB	17



Batter	1	2	3	4	5	6	7	8	9	AB	R	H	RBI	BB	SO	LOB	TOP
Jacque Jones, L OBP: 0.330, SLG: 0.403 (1, 7)	4-2 BB		4-0 FC6-4 BB		0-3 K		2-1 G1-6-3		3-1 FC6-4 BB	3	0	1	1	2	1	1	Minnesota Twins @ Cleveland Indians Jacobs Field, Cleveland, OH Sun Sep 30 2001, 1:05 PM EDT Att: 42,323 - Sunny - 60 F
Luis Rivas, R OBP: 0.316, SLG: 0.363 (1, 4)	1-3 K		1-0 FC6-4 BB		1-3 K			3-2 L3	FC6-4 BB	5	0	0	0	0	2	5	
Doug Mientkiewicz, L OBP: 0.387, SLG: 0.464 (1, 3)	2-3 K		4-1 BB		0-1 F7			0-0 BB		3	0	1	0	1	1	1	
Corey Koskie, L OBP: 0.359, SLG: 0.493 (1, 5) 5 Michael Cuddyer, R OBP: 0.333, SLG: 0.375 (8, 5)	0-1 L9		3-3 K		0-0 FC6-4 BB			3-3 K		4	0	1	0	0	2	5	
Torii Hunter, R OBP: 0.307, SLG: 0.483 (1, 8) Bobby Kielty, S OBP: 0.303, SLG: 0.389 (8, 8)		0-1 P6	2-1 L7		1-0 FC6-4 BB			0-3 K		4	0	0	0	0	1	5	
David Ortiz, L OBP: 0.323, SLG: 0.478 (1, 10)		4-2 BB		1-3 K		1-0 E5			1-1 F9	3	0	0	0	1	1	1	
Dustan Mohr, R OBP: 0.235, SLG: 0.226 (1, 9)		2-3 K		0-1 F9		2-3 K			1-2 FC6-4 BB	4	1	1	0	0	2	3	
A.J. Pierzynski, L OBP: 0.324, SLG: 0.438 (1, 2) Matthew LeCroy, R OBP: 0.276, SLG: 0.647 (7, 2)		0-2 F7		1-2 F7			0-2 F7		0-0 FC6-4 BB	3	0	0	0	0	0	1	
Denny Hocking, S OBP: 0.305, SLG: 0.322 (1, 6) Jason Maxwell, R OBP: 0.286, SLG: 0.294 (7, 6)			1-0 FC6-4 BB		0-0 G4-3		1-2 G1-6-3 BB		2-2 FC6-4 BB	3	0	2	0	0	0	0	
Inning Stats	R: 0 E: 0 K: 2 S: 14	H: 0 LOB: 1 BB: 1 P: 21	R: 0 E: 0 K: 1 S: 11	H: 1 LOB: 3 BB: 2 P: 17	R: 0 E: 0 K: 1 S: 8	H: 0 LOB: 2 BB: 0 P: 14	R: 0 E: 0 K: 1 S: 7	H: 0 LOB: 0 BB: 0 P: 8	R: 0 E: 0 K: 0 S: 9	H: 1 LOB: 2 BB: 0 P: 12	R: 0 E: 0 K: 0 S: 11	H: 1 LOB: 1 BB: 0 P: 17	R: 1 E: 0 K: 0 S: 14	H: 3 LOB: 2 BB: 0 P: 21	1B: 7 2B: 0 3B: 0 HR: 0	SF: 0 SAC: 0 DP: 1 HBP: 0	
PITCHER	IP WLS BF H R ER SO BB IBB HBP BLK WP HR S P ERA WHIP																
Bartolo Colon, R ERA: 3.91 (1, 1)	8.0 W 32 4 0 0 10 4 0 0 0 0 0 0 80 124 0.00 1.000																
Bob Wickman, R ERA: 2.47 (9, 1)	1.0 6 3 1 1 0 0 0 0 0 0 0 0 0 14 21 9.00 3.000																

Batter	1	2	3	4	5	6	7	8	9	AB	R	H	RBI	BB	SO	LOB	BOTTOM		
Kenny Lofton, L OBP: 0.328, SLG: 0.405 (1, 8)	3-2 F8		2-1 SF9	0-0 BB	1-0 F8		1-0 BB			4	1	2	2	0	0	3	Minnesota Twins @ Cleveland Indians Jacobs Field, Cleveland, OH Sun Sep 30 2001, 1:05 PM EDT Att: 42,323 - Sunny - 60 F		
Omar Vizquel, S OBP: 0.324, SLG: 0.337 (1, 6)	3-2 P6		0-0 F8	1-3 K		2-1 G5-3	3-H BB	1-1 L7		5	0	0	0	0	1	3			
Roberto Alomar, S OBP: 0.414, SLG: 0.544 (1, 4) Eddie Taubensee, L OBP: 0.303, SLG: 0.349 (7, PH) John McDonald, R OBP: 0.286, SLG: 0.335 (8, 4)	1-1 F7		2-2 G3-1		1-1 F7		0-1 BB	1-0 BB	2-H BB	4	1	1	0	0	0	0			
Jim Thome, L OBP: 0.421, SLG: 0.644 (1, 3)		4-2 BB		3-2 HR	3-2 HR	1-1 P5	1-3 K			4	2	2	1	1	1	2			
Ellis Burks, R OBP: 0.365, SLG: 0.540 (1, 10) Milton Bradley, S OBP: 0.286, SLG: 0.335 (8, PH)		0-0 BB		0-0 P6	0-2 HR	4-0 WP		3-3 K		3	1	2	2	1	0	0			
Russell Brannan, L OBP: 0.320, SLG: 0.486 (1, 7)		1-2 BB		2-3 K	4-0 2B	0-0 WP	1-2 2-H BB	3-2 F7		4	0	1	1	1	2	2			
Travis Fryman, R OBP: 0.329, SLG: 0.340 (1, 5)		1-1 F8		0-2 E	2-1 BB	2-3 K		0-3 K		5	1	2	0	0	2	4			
Einar Diaz, R OBP: 0.328, SLG: 0.388 (1, 2)		1-1 L8		0-1 E	0-0 G6-3		1-2 WP			4	2	2	0	0	0	4			
Jolbert Cabrera, R OBP: 0.320, SLG: 0.361 (1, 9)			4-2 E	1-2 BB	4-2 BB		1-3 K			2	1	1	2	2	1	1			
Inning Stats	R: 0 E: 0 K: 0 S: 8	H: 1 LOB: 2 BB: 1 P: 15	R: 0 E: 0 K: 1 S: 11	H: 1 LOB: 0 BB: 1 P: 19	R: 1 E: 1 K: 0 S: 14	H: 0 LOB: 0 BB: 1 P: 22	R: 3 E: 1 K: 2 S: 22	H: 5 LOB: 2 BB: 0 P: 29	R: 2 E: 0 K: 0 S: 11	H: 3 LOB: 3 BB: 2 P: 32	R: 1 E: 0 K: 1 S: 11	H: 2 LOB: 2 BB: 1 P: 20	R: 2 E: 0 K: 2 S: 13	H: 3 LOB: 1 BB: 0 P: 19	R: 0 E: 0 K: 2 S: 10	H: 0 LOB: 0 BB: 0 P: 16		1B: 8 2B: 4 3B: 0 HR: 2	SF: 1 SAC: 0 DP: 0 HBP: 0
PITCHER	IP WLS BF H R ER SO BB IBB HBP BLK WP HR S P ERA WHIP																		
Rick Reed, R ERA: 3.96 (1, 1)	4.0 L 20 6 4 3 3 2 0 0 0 0 0 1 55 85 6.75 2.000																		
Travis Miller, L ERA: 4.51 (5, 1)	0.1 5 3 2 2 0 1 0 0 0 0 0 1 12 22 54.00 12.000																		
Hector Carrasco, R ERA: 4.79 (5, 1)	0.2 3 0 0 0 0 1 0 0 0 0 0 0 5 10 0.00 1.500																		
Johan Santana, L ERA: 4.74 (6, 1)	1.0 6 2 1 1 1 1 0 0 0 1 0 11 20 9.00 3.000																		
Adam Johnson, R ERA: 8.29 (7, 1)	1.0 6 3 2 2 2 0 0 0 0 1 0 13 19 18.00 3.000																		

Batter	1	2	3	4	5	6	7	8	9	AB	R	H	RBI	BB	SO	LOB	TOP								
Milton Bradley, S (1, 8) OBP: 0.289, SLG: 0.333	G6-3		G1-3			CS 1B BB		BB E 1B	G4-3	4	1	1	0	1	0	2	Cleveland Indians @ Kansas City Royals Kauffman Stadium, Kansas City, MO Tue Oct 02 2001, 7:05 PM CDT Att. 12,016 - Sunny - 64 F								
John McDonald, R (1, 6) OBP: 0.377, SLG: 0.604	BB		K			F2		L7		3	0	0	0	1	1	4									
Roberto Alomar, S (1, 4) OBP: 0.415, SLG: 0.543	F5			K		1-1 1-2 2-H 1B		E BB 1-2		3	0	1	0	1	1	1									
Juan Gonzalez, R (1, 9) OBP: 0.377, SLG: 0.604	G3			G6-3		2-0 SAFE CS	G6-3	E2 1-3 2-H 1B		2	0	0	0	0	0	1									
Dave Roberts, L (4, 9) OBP: 0.500, SLG: 0.571										2	0	1	1	0	0	0									
Jim Thome, L (1, 10) OBP: 0.421, SLG: 0.642		K		F8			FC5-4 1B	IBB		3	0	1	0	1	1	0									
Marty Cordova, R (1, 7) OBP: 0.352, SLG: 0.503	K				G6-4-3 1B		FC5-4 BB 1-2	G5-3		4	0	1	0	0	1	4									
Russell Branyan, L (1, 5) OBP: 0.319, SLG: 0.481			K						F8	3	0	0	0	1	2	1									
Wil Cordero, R (1, 3) OBP: 0.321, SLG: 0.353				G1-3 1B			F3	F2		4	0	1	0	0	0	3									
Eddie Taubensee, L (1, 2) OBP: 0.309, SLG: 0.348			L9				BB 1B BB	F7	1B	3	0	1	0	1	0	1									
Inning Stats	R: 0 E: 0 K: 0 S: 9	H: 0 LOB: 1 BB: 1 P: 17	R: 0 E: 0 K: 3 S: 9	H: 0 LOB: 0 BB: 0 P: 11	R: 0 E: 0 K: 1 S: 10	H: 1 LOB: 1 BB: 0 P: 18	R: 0 E: 0 K: 1 S: 7	H: 0 LOB: 0 BB: 0 P: 10	R: 0 E: 0 K: 1 S: 7	H: 1 LOB: 0 BB: 0 P: 9	R: 0 E: 0 K: 0 S: 8	H: 1 LOB: 2 BB: 1 P: 19	R: 0 E: 0 K: 0 S: 10	H: 1 LOB: 2 BB: 1 P: 20	R: 1 E: 1 K: 0 S: 11	H: 2 LOB: 3 BB: 2 P: 23	R: 0 E: 0 K: 0 S: 13	H: 1 LOB: 1 BB: 0 P: 19	1B: 7 2B: 0 3B: 0 HR: 0	SF: 0 SAC: 0 DP: 1 HBP: 0	WP: 0 PB: 0 SB: 0 CS: 1	PA: 38			
PITCHER	IP	WLS	BF	H	R	ER	SO	BB	IBB	HBP	BLK	WP	HR	S	P	ERA	WHIP								
Blake Stein, R (1, 1) ERA: 4.86	7.0		26	4	0	0	6	4	0	0	0	0	0	60	104	0.00	1.143								
Jason Grimsley, R (8, 1) ERA: 3.02	0.2	B	6	2	1	1	0	1	1	0	0	0	0	8	19	13.50	4.500								
Roberto Hernandez, R (8, 1) ERA: 4.29	1.1	W	5	1	0	0	0	0	0	0	0	0	0	16	23	0.00	0.750								

Batter	1	2	3	4	5	6	7	8	9	AB	R	H	RBI	BB	SO	LOB	BOTTOM								
Carlos Febles, R (1, 4) OBP: 0.300, SLG: 0.377	K		FC6-4 BB			F3		G5-3		3	0	0	0	1	1	1	Cleveland Indians @ Kansas City Royals Kauffman Stadium, Kansas City, MO Tue Oct 02 2001, 7:05 PM CDT Att. 12,016 - Sunny - 64 F								
4 Angel Berroa, R (1, 6) OBP: 0.303, SLG: 0.290	G6-3		FC6-4 1-2			P4		BB 29 HR BB		3	1	0	0	1	0	2									
Carlos Beltrán, S (1, 8) OBP: 0.358, SLG: 0.495	K			G3-1			S 29 S 2B	BB 29 HR 1B		4	2	2	1	0	1	0									
29 Mike Sweeney, R (1, 3) OBP: 0.377, SLG: 0.554		F8			P6		L8	HR		4	1	1	3	0	0	1									
Héctor Ortiz, R (9, 2) OBP: 0.294, SLG: 0.301							1-2 2-H 2B	HR		0	0	0	0	0	0	0									
Raul Ibanez, L (1, 10) OBP: 0.359, SLG: 0.496	G4-3			G4-3				K		3	0	1	1	0	0	0									
Luis Alicaia, S (8, PH) OBP: 0.323, SLG: 0.370										1	0	0	0	0	1	1									
Joe Randa, R (1, 5) OBP: 0.305, SLG: 0.376		F9			G5-3		L7			3	0	0	0	0	0	1									
Dee Brown, L (1, 7) OBP: 0.286, SLG: 0.346			K		K		F8			3	0	0	0	0	2	1									
Mark Quinn, R (1, 9) OBP: 0.291, SLG: 0.460			G1 2B		G6-3			K		3	0	1	0	0	1	0									
Gregg Zaun, S (1, 2) OBP: 0.366, SLG: 0.542			G1 2B							3	0	1	0	0	1	1									
Donnie Sadler, R (8, PR) ERA: 6.39			G1							0	1	0	0	0	0	0									
Dave McCarty, R (9, 3) OBP: 0.321, SLG: 0.404						K		WP S 1B		0	0	0	0	0	0	0									
Inning Stats	R: 0 E: 0 K: 2 S: 10	H: 0 LOB: 0 BB: 0 P: 14	R: 0 E: 0 K: 0 S: 7	H: 0 LOB: 0 BB: 0 P: 11	R: 0 E: 0 K: 1 S: 16	H: 1 LOB: 2 BB: 1 P: 28	R: 0 E: 0 K: 0 S: 8	H: 0 LOB: 0 BB: 0 P: 13	R: 0 E: 0 K: 1 S: 7	H: 0 LOB: 0 BB: 0 P: 12	R: 0 E: 0 K: 1 S: 7	H: 0 LOB: 0 BB: 0 P: 13	R: 1 E: 0 K: 0 S: 10	H: 2 LOB: 1 BB: 0 P: 14	R: 4 E: 0 K: 2 S: 16	H: 3 LOB: 1 BB: 1 P: 27	1B: 3 2B: 2 3B: 0 HR: 1	SF: 0 SAC: 0 DP: 0 HBP: 0	WP: 1 PB: 0 SB: 3 CS: 0	PA: 32					
PITCHER	IP	WLS	BF	H	R	ER	SO	BB	IBB	HBP	BLK	WP	HR	S	P	ERA	WHIP								
Ryan Drese, R (1, 1) ERA: 3.25	5.0		17	1	0	0	4	1	0	0	0	0	0	49	78	0.00	0.400								
Dave Burba, R (6, 1) ERA: 6.39	1.0		3	0	0	0	1	0	0	0	0	0	0	7	13	0.00	0.000								
Paul Shuey, R (7, 1) ERA: 2.75	1.0		5	2	1	1	0	0	0	0	0	0	0	10	14	9.00	2.000								
John Rocker, L (8, 1) ERA: 4.38	1.0	L	7	3	4	4	2	1	0	0	0	1	1	16	27	36.00	4.000								

AB	31
R	1
H	7
RBI	1
BB	6
SO	6
LOB	17



Batter	1	2	3	4	5	6	7	8	9	AB	R	H	RBI	BB	SO	LOB	TOP										
Kenny Lofton, L (1, 8) OBP: 0.326, SLG: 0.402 Milton Bradley, S (5, 8) OBP: 0.286, SLG: 0.330										3	1	0	0	0	0	1	Cleveland Indians @ Kansas City Royals Kauffman Stadium, Kansas City, MO Wed Oct 03 2001, 7:05 PM CDT Att: 12,581 - Sunny - 73 F										
Omar Vizquel, S (1, 6) OBP: 0.326, SLG: 0.338 John McDonald, R (6, 6)										3	0	2	0	0	0	1											
Roberto Alomar, S (1, 4) OBP: 0.317, SLG: 0.543 Dave Roberts, L (7, 9) OBP: 0.500, SLG: 0.571										2	0	1	0	1	0	1											
Juan Gonzalez, R (1, 9) OBP: 0.375, SLG: 0.600 Jolbert Cabrera, R (5, 9) OBP: 0.319, SLG: 0.360										3	0	0	0	0	0	5											
Jim Thome, L (1, 3) OBP: 0.419, SLG: 0.637 Karim Garcia, L (8, 3) OBP: 0.333, SLG: 0.579										4	0	0	0	0	2	0											
Ellis Burks, R (1, 10) OBP: 0.365, SLG: 0.536										3	1	0	0	1	1	0											
Marty Cordova, R (1, 7) OBP: 0.353, SLG: 0.515										4	1	2	2	0	1	0											
Travis Fryman, R (1, 5) OBP: 0.329, SLG: 0.340 Russell Branyan, L (7, PR) OBP: 0.316, SLG: 0.480										3	0	1	0	0	0	1											
Einar Diaz, R (1, 2) OBP: 0.329, SLG: 0.389 Tim Laker, R (6, 2) OBP: 0.313, SLG: 0.165										2	0	1	0	0	0	1											
Inning Stats	R: 1 E: 1 K: 0 S: 9	H: 0 LOB: 0 BB: 0 P: 14	R: 1 E: 0 K: 0 S: 12	H: 1 LOB: 1 BB: 1 P: 22	R: 0 E: 0 K: 0 S: 8	H: 2 LOB: 1 BB: 0 P: 12	R: 1 E: 0 K: 2 S: 15	H: 1 LOB: 0 BB: 0 P: 23	R: 0 E: 0 K: 0 S: 9	H: 0 LOB: 2 BB: 0 P: 9	R: 1 E: 0 K: 1 S: 18	H: 2 LOB: 2 BB: 1 P: 30	R: 0 E: 0 K: 1 S: 10	H: 0 LOB: 0 BB: 0 P: 15	R: 0 E: 0 K: 2 S: 10	H: 0 LOB: 1 BB: 1 P: 17		1B: 6 2B: 0 3B: 1 HR: 1	SF: 0 SAC: 0 DP: 2 HBP: 1	WP: 1 PB: 0 SB: 1 CS: 0	PA: 38						
PITCHER	IP	WLS	BF	H	R	ER	SO	BB	IBB	HBP	BLK	WP	HR	S	P	ERA	WHIP										
Mike MacDougal, R (1, 1) ERA: 4.7	6.0	L	25	6	3	2	3	1	0	1	0	1	1	58	93	3.00	1.167										
Doug Henry, R (7, 1) ERA: 6.07	1.0		6	2	1	1	1	1	0	0	0	0	0	18	30	9.00	3.000										
Brad Voyles, R (8, 1) ERA: 3.86	2.0		7	0	0	0	3	1	0	0	0	0	0	20	32	0.00	0.500										

Batter	1	2	3	4	5	6	7	8	9	AB	R	H	RBI	BB	SO	LOB	BOTTOM										
Carlos Febles, R (1, 4) OBP: 0.302, SLG: 0.379										4	0	2	0	0	1	1	Cleveland Indians @ Kansas City Royals Kauffman Stadium, Kansas City, MO Wed Oct 03 2001, 7:05 PM CDT Att: 12,581 - Sunny - 73 F										
4 Angel Berroa, R (1, 6) OBP: 0.270, SLG: 0.257										4	0	0	0	0	1	3											
Carlos Beltrán, S (1, 8) OBP: 0.358, SLG: 0.494 Donnie Sadler, R (7, 8) OBP: 0.244, SLG: 0.212										3	0	1	0	0	1	2											
29 Mike Sweeney, R (1, 10) OBP: 0.376, SLG: 0.551										3	0	0	0	1	0	1											
Joe Randa, R (1, 5) OBP: 0.305, SLG: 0.375										4	0	1	0	0	1	2											
Mark Quinn, R (1, 9) OBP: 0.293, SLG: 0.463										4	1	2	0	0	0	1											
Dave McCarty, R (1, 3) OBP: 0.321, SLG: 0.493 Raul Ibanez, L (9, PH) OBP: 0.358, SLG: 0.494										3	0	1	1	0	1	0											
Dee Brown, L (1, 7) OBP: 0.284, SLG: 0.343										3	0	0	0	0	1	1											
Gregg Zaun, S (1, 2) OBP: 0.366, SLG: 0.533										2	0	0	0	1	2	1											
Inning Stats	R: 0 E: 0 K: 2 S: 12	H: 1 LOB: 2 BB: 1 P: 21	R: 0 E: 0 K: 0 S: 3	H: 0 LOB: 0 BB: 0 P: 5	R: 0 E: 0 K: 1 S: 8	H: 0 LOB: 1 BB: 1 P: 16	R: 0 E: 0 K: 0 S: 5	H: 1 LOB: 0 BB: 0 P: 9	R: 0 E: 0 K: 1 S: 10	H: 1 LOB: 1 BB: 0 P: 15	R: 1 E: 1 K: 2 S: 14	H: 2 LOB: 1 BB: 0 P: 19	R: 0 E: 0 K: 0 S: 8	H: 1 LOB: 0 BB: 0 P: 14	R: 0 E: 0 K: 0 S: 8	H: 1 LOB: 1 BB: 0 P: 14		1B: 6 2B: 1 3B: 0 HR: 0	SF: 0 SAC: 0 DP: 2 HBP: 0	WP: 0 PB: 0 SB: 0 CS: 0	PA: 34						
PITCHER	IP	WLS	BF	H	R	ER	SO	BB	IBB	HBP	BLK	WP	HR	S	P	ERA	WHIP										
CC Sabathia, L (1, 1) ERA: 4.47	5.0	W	18	5	0	0	5	2	0	0	0	0	0	35	59	0.00	0.800										
David Riske, R (6, 1) ERA: 2.05	1.0	H	4	1	0	0	1	0	0	0	0	0	0	10	15	0.00	1.000										
Danys Baez, R (7, 1) ERA: 2.37	1.0		5	2	1	0	2	0	0	0	0	0	0	14	19	0.00	2.000										
Ricardo Rincon, L (8, 1) ERA: 2.89	1.0	H	3	1	0	0	0	0	0	0	0	0	0	8	14	0.00	1.000										
Bob Wickman, R (9, 1) ERA: 2.43	1.0	S	4	1	0	0	0	0	0	0	0	0	0	8	14	0.00	1.000										



Batter	1	2	3	4	5	6	7	8	9	AB	R	H	RBI	BB	SO	LOB	TOP										
Kenny Lofton, L (1, 8) OBP: 0.325, SLG: 0.401 Milton Bradley, S (3, 8) OBP: 0.283, SLG: 0.326	F9		F9		G4-3		G4-6-3		K	2	0	0	0	0	0	1	Cleveland Indians @ Kansas City Royals Kauffman Stadium, Kansas City, MO Thu Oct 04 2001, 1:05 PM CDT Att: 12,672 - Sunny - 75 F										
Omar Vizquel, S (1, 6) OBP: 0.326, SLG: 0.338 Jolbert Cabrera, R (5, 6) OBP: 0.320, SLG: 0.359	K		K		F8-3		F9		BB	3	0	1	0	0	2	1											
Roberto Alomar, S (1, 4) OBP: 0.317, SLG: 0.545 John McDonald, R (9, PH)	G3				F8-3				F9	4	1	2	0	0	0	1											
Juan Gonzalez, R (1, 9) OBP: 0.374, SLG: 0.597 Karim Garcia, L (6, 9) OBP: 0.349, SLG: 0.590		F8			F3		F8		BB	3	0	0	0	0	0	1											
Jim Thome, L (1, 3) OBP: 0.417, SLG: 0.633		P6			F8		FC5-4		K	3	0	0	0	1	1	2											
Ellis Burks, R (1, 10) OBP: 0.366, SLG: 0.543		HR			BB		FC5-4		BB	2	1	1	1	2	0	1											
Marty Cordova, R (1, 7) OBP: 0.315, SLG: 0.512 Russell Branyan, L (4, 7) OBP: 0.316, SLG: 0.477		F9			F9		K		K	2	0	0	0	0	0	2											
Travis Fryman, R (1, 5) OBP: 0.330, SLG: 0.340 Dave Roberts, L (5, 7) OBP: 0.300, SLG: 0.556				K			HR		G3	2	1	1	0	0	1	0											
Eddie Taubensee, L (1, 2) OBP: 0.315, SLG: 0.363 Tim Laker, R (3, 2) OBP: 0.343, SLG: 0.310							HR		G5-3	1	0	1	0	0	0	0											
Inning Stats	R: 0 E: 0 K: 1 S: 8	H: 0 LOB: 0 BB: 0 P: 12	R: 1 E: 0 K: 0 S: 9	H: 1 LOB: 0 BB: 0 P: 15	R: 0 E: 0 K: 2 S: 9	H: 1 LOB: 1 BB: 0 P: 11	R: 0 E: 0 K: 0 S: 6	H: 1 LOB: 2 BB: 1 P: 14	R: 2 E: 0 K: 0 S: 10	H: 3 LOB: 0 BB: 0 P: 11	R: 0 E: 0 K: 1 S: 9	H: 0 LOB: 1 BB: 1 P: 21	R: 0 E: 0 K: 0 S: 6	H: 1 LOB: 1 BB: 1 P: 13	R: 1 E: 0 K: 2 S: 16	H: 2 LOB: 2 BB: 1 P: 27		R: 0 E: 0 K: 1 S: 8	H: 0 LOB: 1 BB: 1 P: 14	1B: 5 2B: 3 3B: 0 HR: 2	SF: 0 SAC: 0 DP: 2 HBP: 0	WP: 1 PB: 0 SB: 1 CS: 0	PA: 39				
PITCHER	IP	WLS	BF	H	R	ER	SO	BB	IBB	HBP	BLK	WP	HR	S	P	ERA	WHIP										
Chad Durbin, R (1, 1) ERA: 4.93	7.0	W	31	9	4	4	4	3	0	0	0	1	2	60	100	5.14	1.714										
Cory Bailey, R (8, 1) ERA: 3.22	1.0	H	4	0	0	0	2	1	0	0	0	0	0	13	24	0.00	1.000										
Roberto Hernandez, R (9, 1) ERA: 4.23	1.0		4	0	0	0	1	1	0	0	0	0	0	8	14	0.00	1.000										

Batter	1	2	3	4	5	6	7	8	9	AB	R	H	RBI	BB	SO	LOB	BOTTOM											
Luis Altea, S (1, 4) OBP: 0.321, SLG: 0.368 Carlos Febles, R (8, PR) OBP: 0.302, SLG: 0.379	F8		P5		F8			FC6-4		5	1	1	2	0	0	4	Cleveland Indians @ Kansas City Royals Kauffman Stadium, Kansas City, MO Thu Oct 04 2001, 1:05 PM CDT Att: 12,672 - Sunny - 75 F											
4 Angel Berroa, R (1, 6) OBP: 0.286, SLG: 0.275	E				K2-3		K		F9	5	1	2	1	0	2	1												
Carlos Beltrán, S (1, 8) OBP: 0.358, SLG: 0.494	BB		E9		F9		K		F7	4	1	1	2	1	1	1												
29 Mike Sweeney, R (1, 3) OBP: 0.375, SLG: 0.548 Dave McCarty, R (9, 3) OBP: 0.321, SLG: 0.403	F9		G6-3		1B		F7			4	0	1	0	0	0	2												
Raul Ibanez, L (1, 10) OBP: 0.353, SLG: 0.487	K		P4		F8		G1-3			4	0	0	0	0	1	3												
Joe Randa, R (1, 5) OBP: 0.308, SLG: 0.380		BB			HR		G3			2	2	1	1	2	0	0												
Dee Brown, L (1, 7) OBP: 0.288, SLG: 0.346		BB			K					3	1	2	0	1	1	0												
Mark Quinn, R (1, 9) OBP: 0.295, SLG: 0.462		BB			K					3	1	1	0	1	1	3												
Brent Mayne, L (1, 2) OBP: 0.336, SLG: 0.347	K		F9		L8				FC6-4	4	0	1	0	0	1	6												
Inning Stats	R: 0 E: 0 K: 1 S: 9	H: 1 LOB: 2 BB: 1 P: 17	R: 6 E: 1 K: 1 S: 26	H: 3 LOB: 0 BB: 3 P: 45	R: 1 E: 0 K: 1 S: 14	H: 2 LOB: 1 BB: 0 P: 17	R: 0 E: 0 K: 1 S: 10	H: 1 LOB: 0 BB: 0 P: 14	R: 0 E: 0 K: 2 S: 9	H: 0 LOB: 0 BB: 0 P: 12	R: 0 E: 0 K: 0 S: 11	H: 1 LOB: 1 BB: 0 P: 15	R: 1 E: 0 K: 0 S: 10	H: 1 LOB: 1 BB: 0 P: 17	1B: 8 2B: 1 3B: 0 HR: 1	SF: 0 SAC: 0 DP: 0 HBP: 0		WP: 2 PB: 0 SB: 1 CS: 0	PA: 39									
PITCHER	IP	WLS	BF	H	R	ER	SO	BB	IBB	HBP	BLK	WP	HR	S	P	ERA	WHIP											
Bartolo Colon, R (1, 1) ERA: 4.09	1.1	L	12	4	6	5	2	4	0	0	0	0	1	1	44	61	2.46	1.364										
Steve Woodard, R (2, 1) ERA: 5.2	3.2		16	4	1	1	3	1	0	0	0	1	1	44	61	2.46	1.364											
Roy Smith, R (6, 1) ERA: 6.6	1.0		3	0	0	0	2	0	0	0	0	0	0	9	12	0.00	0.000											
Rich Rodriguez, L (7, 1) ERA: 4.23	1.0		4	1	0	0	0	0	0	0	0	0	0	11	15	0.00	1.000											
John Rocker, L (8, 1) ERA: 4.45	1.0		4	1	1	1	0	0	0	0	1	1	0	10	17	9.00	1.000											

Batter	1	2	3	4	5	6	7	8	9	AB	R	H	RBI	BB	SO	LOB	TOP			
Kenny Lofton, L OBP: 0.323, SLG: 0.398 (1, 8)	G4-3			G5-3			K		F7	4	0	0	0	0	1	1				
Omar Vizquel, S OBP: 0.324, SLG: 0.336 (1, 6)	K			G3-1			G4-3		F9	4	0	0	0	0	1	1				
Roberto Alomar, S OBP: 0.416, SLG: 0.543 Jolbert Cabrera, R OBP: 0.319, SLG: 0.357 (4, 4) (8, 5)	G3			G1-3			L6			2	0	0	0	0	0	0				
Juan Gonzalez, R OBP: 0.372, SLG: 0.594 Karim Garcia, L OBP: 0.349, SLG: 0.590 (1, 9) (8, 9)		K			F8			K		3	0	0	0	0	2	0				
Ellis Burks, R OBP: 0.365, SLG: 0.539 (1, 10)	G6-3				E5			G5-3		3	0	0	0	0	0	0				
Travis Fryman, R OBP: 0.330, SLG: 0.340 John McDonald, R (8, PR) (8, 4)	F3				G6-4-3					3	0	1	0	0	0	1				
Russell Branyan, L OBP: 0.313, SLG: 0.472 (1, 7)				K			G3		F8	3	0	0	0	0	1	1				
Wil Cordero, R OBP: 0.321, SLG: 0.352 (1, 3)				F8			K			3	0	1	0	0	1	0				
Einar Diaz, R OBP: 0.328, SLG: 0.387 Jim Thome, L OBP: 0.417, SLG: 0.632 (8, PH) (1, 2)	G1-3						K		K	2	0	0	0	0	1	0				
Inning Stats	R: 0 E: 0 K: 1 S: 7	H: 0 LOB: 0 BB: 0 P: 10	R: 0 E: 0 K: 1 S: 6	H: 0 LOB: 0 BB: 0 P: 10	R: 0 E: 0 K: 1 S: 7	H: 0 LOB: 0 BB: 0 P: 10	R: 0 E: 0 K: 0 S: 5	H: 0 LOB: 0 BB: 0 P: 8	R: 0 E: 1 K: 0 S: 5	H: 0 LOB: 0 BB: 0 P: 7	R: 0 E: 0 K: 2 S: 8	H: 0 LOB: 0 BB: 0 P: 9	R: 0 E: 0 K: 1 S: 7	H: 1 LOB: 1 BB: 0 P: 10	R: 0 E: 0 K: 1 S: 7	H: 1 LOB: 1 BB: 0 P: 9	1B: 2 2B: 0 3B: 0 HR: 0	SF: 0 SAC: 0 DP: 1 HBP: 0	WP: 0 PB: 0 SB: 0 CS: 0	PA: 29
PITCHER 32 Roy Halladay, R ERA: 3.16 (1, 1)	IP: 9.0 WLS: W BF: 29 H: 2 R: 0 ER: 0 SO: 8 BB: 0 IBB: 0 HBP: 0 BLK: 0 WP: 0 HR: 0 S: 60 P: 83 ERA: 0.00 WHIP: 0.222															PITCHER				

Cleveland Indians @ Toronto Blue Jays
SkyDome, Toronto, ON
Fri Oct 05 2001, 5:05 PM EDT
Dome - 72 F

AB 29
R 0
H 2
RBI 0
BB 0
SO 8
LOB 5



Batter	1	2	3	4	5	6	7	8	9	AB	R	H	RBI	BB	SO	LOB	BOTTOM	
Shannon Stewart, R OBP: 0.369, SLG: 0.454 (1, 10)	FC6-4 1B		G5-3		G5-3					4	0	2	0	0	0	0		
Homer Bush, R OBP: 0.342, SLG: 0.396 (1, 4)	FC6-4 1-2 G5-4-3		BB HR		G6-3 1B		K			4	1	2	0	0	1	3		
Alex Gonzalez, R OBP: 0.301, SLG: 0.388 (1, 6)	G5-4-3 1-2		BB HR BB		G6-3 1-2			G4-6-3 1B 1B		3	1	1	0	1	0	2		
Carlos Delgado, L OBP: 0.410, SLG: 0.548 (1, 3)		G6-3		HR BB		K		G4-6-3 1B 1B		3	1	1	0	1	1	0		
José Cruz Jr., S OBP: 0.326, SLG: 0.533 (1, 7)		10 2B 1B		HR		L6		G4-6-3 1-2 2-3		4	2	2	4	0	0	2		
10 Vernon Wells, R OBP: 0.366, SLG: 0.460 (1, 8)		1-H 2B		HR		F8		K		4	0	1	1	0	1	1		
Chris Latham, S OBP: 0.375, SLG: 0.443 (1, 9)	F3				G6-3			1B HBP		2	0	0	0	0	0	1		
Chris Woodward, R OBP: 0.190, SLG: 0.397 (1, 5)	G6-3				K			K		3	0	0	0	0	2	2		
Josh Phelps, R (1, 2)					F9			K		3	0	0	0	0	2	1		
Inning Stats	R: 0 E: 0 K: 0 S: 8	H: 1 LOB: 0 BB: 0 P: 12	R: 1 E: 0 K: 0 S: 12	H: 2 LOB: 1 BB: 0 P: 20	R: 4 E: 0 K: 0 S: 13	H: 2 LOB: 0 BB: 2 P: 27	R: 0 E: 0 K: 2 S: 8	H: 0 LOB: 0 BB: 0 P: 10	R: 0 E: 0 K: 1 S: 7	H: 0 LOB: 0 BB: 0 P: 9	R: 0 E: 0 K: 3 S: 12	H: 0 LOB: 2 BB: 0 P: 14	R: 0 E: 0 K: 1 S: 10	H: 2 LOB: 1 BB: 0 P: 17	1B: 6 2B: 2 3B: 0 HR: 1	SF: 0 SAC: 0 DP: 3 HBP: 1	WP: 0 PB: 0 SB: 1 CS: 0	PA: 33
PITCHER Chuck Finley, L ERA: 5.54 Ricardo Rincon, L ERA: 2.53 David Riske, R ERA: 1.98 Paul Shuey, R ERA: 2.7 (1, 1) (6, 1) (7, 1) (8, 1)	IP: 5.0 WLS: L BF: 21 H: 6 R: 5 ER: 5 SO: 2 BB: 2 IBB: 0 HBP: 0 BLK: 0 WP: 0 HR: 1 S: 48 P: 78 ERA: 9.00 WHIP: 1.600															PITCHER		

Cleveland Indians @ Toronto Blue Jays
SkyDome, Toronto, ON
Fri Oct 05 2001, 5:05 PM EDT
Dome - 72 F


AB 30
R 5
H 9
RBI 5
BB 2
SO 7
LOB 12



Batter	1	2	3	4	5	6	7	8	9	10	11	AB	R	H	RBI	BB	SO	LOB	TOP							
Milton Bradley, S OBP: 0.285, SLG: 0.328 (1, 8)	G4-3	F7								K		5	0	2	0	0	1	2								
Jolbert Cabrera, R OBP: 0.314, SLG: 0.351 (1, 4)	G4-3		F7		G4-6-3			K		G5-3		5	0	0	0	0	1	2								
Jim Thome, L OBP: 0.415, SLG: 0.628 (1, 3)	F8		P4		K			FC5-4		K		5	0	1	0	0	2	1								
Ellis Burks, R OBP: 0.367, SLG: 0.539 Dave Roberts, L OBP: 0.500, SLG: 0.556 Wil Cordero, R OBP: 0.318, SLG: 0.350 (6, PR)		HR	F9			CS		FC5-4			F8	2	1	1	0	1	0	0								
Russell Branyan, L OBP: 0.314, SLG: 0.481 (1, 5)		HR			P3			K			G6-4-3	5	1	2	2	0	2	2								
Marty Cordova, R OBP: 0.350, SLG: 0.509 (1, 7)	G4-3				FC6-4			G6-3			G6-4-3	5	0	1	0	0	0	2								
Karim Garcia, L OBP: 0.362, SLG: 0.651 (1, 9)					FC6-4						HR	4	1	2	1	0	1	1								
Tim Laker, R OBP: 0.308, SLG: 0.273 (1, 2)	P4				F3			K		G6-3		4	0	0	0	0	1	2								
John McDonald, R OBP: 0.190, SLG: 0.158 (1, 6)					E5					F9		4	0	2	0	0	0	0								
Inning Stats	R: 0 E: 0 K: 0 S: 5	H: 0 LOB: 0 BB: 0 P: 5	R: 2 E: 0 K: 0 S: 21	H: 4 LOB: 2 BB: 0 P: 30	R: 0 E: 0 K: 0 S: 5	H: 0 LOB: 0 BB: 0 P: 6	R: 0 E: 0 K: 1 S: 9	H: 1 LOB: 1 BB: 0 P: 13	R: 0 E: 0 K: 1 S: 7	H: 0 LOB: 1 BB: 1 P: 13	R: 0 E: 0 K: 2 S: 9	H: 2 LOB: 2 BB: 0 P: 12	R: 0 E: 0 K: 2 S: 11	H: 1 LOB: 1 BB: 0 P: 19	R: 1 E: 0 K: 0 S: 12	H: 1 LOB: 0 BB: 0 P: 19	R: 0 E: 0 K: 2 S: 8	H: 0 LOB: 0 BB: 0 P: 13	R: 0 E: 0 K: 0 S: 8	H: 1 LOB: 0 BB: 0 P: 16	1B: 8 2B: 1 3B: 0 HR: 2	SF: 0 SAC: 0 DP: 2 HBP: 0	WP: 0 PB: 0 SB: 0 CS: 1	PA: 42		
PITCHER	IP ERA: 5.02	WLS BF H R ER SO	BF H R ER SO	H R ER SO	BB IBB HBP BLK	WP HR S P	ERA WHIP	PITCHER	IP ERA: 4.8	WLS BF H R ER SO	BF H R ER SO	BB IBB HBP BLK	WP HR S P	ERA WHIP												
Esteban Loaiza, R ERA: 5.02 (1, 1)	5.0	21	4	0	0	2	1	0	0	0	0	0	0	0	10	16	0.00	0.750								
Scott Eyre, L ERA: 3.68 (6, 1)	1.1	4	0	0	0	2	1	0	0	0	0	0	0	0	9	14	0.00	2.000								
Matt DeWitt, R ERA: 3.79 (7, 1)	1.0	4	2	0	0	2	0	0	0	0	0	0	0	0	3	5	∞	∞								
Pedro Borbon, L ERA: 3.74 (8, 1)	0.0	1	1	0	0	0	0	0	0	0	0	0	0	0	5	9	0.00	0.000								
Paul Quantrill, R ERA: 3.07 (8, 1)	0.2	H	2	0	0	1	0	0	0	0	0	0	0	5	9	0.00	0.000									

Cleveland Indians @ Toronto Blue Jays
SkyDome, Toronto, ON
Fri Oct 05 2001, 8:05 PM EDT
Att: 19,387 - Dome - 72 F

AB 41
R 3
H 11
RBI 3
BB 1
SO 8
LOB 13



Batter	1	2	3	4	5	6	7	8	9	10	11	AB	R	H	RBI	BB	SO	LOB	BOTTOM							
Shannon Stewart, R OBP: 0.370, SLG: 0.455 10 Vernon Wells, R OBP: 0.388, SLG: 0.455 (1, 7)	G4-3		G4-3			FC1-6				G3		3	1	1	0	1	1	1								
Homer Bush, R OBP: 0.337, SLG: 0.390 Alex Gonzalez, R OBP: 0.303, SLG: 0.389 (1, 4)	G4-3		G5-3			FC1-6				F3		4	1	0	0	0	0	3								
José Cruz Jr., S OBP: 0.325, SLG: 0.531 (9, 7)	SF8				L3					G1-6-3		4	0	1	1	0	0	2								
Carlos Delgado, L OBP: 0.411, SLG: 0.547 (1, 3)	F2											3	0	1	1	2	1	0								
Brad Fulmer, L OBP: 0.327, SLG: 0.445 Tony Fernandez, S OBP: 0.341, SLG: 0.377 (8, PH)		P5			P4							2	0	0	0	0	0	0								
Felipe Lopez, S OBP: 0.280, SLG: 0.415 (1, 5)		K								G4-3		5	0	1	0	0	3	2								
Darrin Fletcher, L OBP: 0.277, SLG: 0.368 Luis Lopez, R OBP: 0.236, SLG: 0.359 Josh Phelps, R (9, PR) (10, 2)		F7										3	1	2	1	0	0	0								
Brian Simmons, S OBP: 0.246, SLG: 0.288 (1, 9)												0	0	0	0	1	0	0								
Cesar Izturis, S OBP: 0.278, SLG: 0.389 (9, 4)												5	0	1	0	0	1	4								
Inning Stats	R: 1 E: 0 K: 0 S: 9	H: 1 LOB: 0 BB: 0 P: 15	R: 0 E: 0 K: 1 S: 8	H: 0 LOB: 0 BB: 0 P: 10	R: 0 E: 0 K: 1 S: 10	H: 1 LOB: 1 BB: 0 P: 13	R: 0 E: 0 K: 1 S: 9	H: 0 LOB: 0 BB: 0 P: 14	R: 0 E: 0 K: 2 S: 10	H: 1 LOB: 2 BB: 1 P: 23	R: 1 E: 0 K: 1 S: 9	H: 1 LOB: 1 BB: 0 P: 12	R: 0 E: 0 K: 1 S: 14	H: 1 LOB: 2 BB: 1 P: 22	R: 0 E: 0 K: 0 S: 10	H: 0 LOB: 0 BB: 1 P: 18	R: 0 E: 0 K: 1 S: 5	H: 0 LOB: 1 BB: 1 P: 15	R: 1 E: 0 K: 2 S: 11	H: 2 LOB: 3 BB: 2 P: 24	1B: 5 2B: 3 3B: 0 HR: 1	SF: 1 SAC: 0 DP: 1 HBP: 2	WP: 0 PB: 0 SB: 4 CS: 0	PA: 47		
PITCHER	IP ERA: 6.21	WLS BF H R ER SO	BF H R ER SO	H R ER SO	BB IBB HBP BLK	WP HR S P	ERA WHIP	PITCHER	IP ERA: 27.0	WLS BF H R ER SO	BF H R ER SO	BB IBB HBP BLK	WP HR S P	ERA WHIP												
Dave Burba, R ERA: 6.21 (1, 1)	5.0	18	3	0	1	1	0	0	0	0	0	0	0	10	17	13.50	1.500									
37 Jake Westbrook, R ERA: 5.95 (6, 1)	0.2	H	3	2	0	0	0	0	1	0	0	0	0	3	6	0.00	6.000									
Rich Rodriguez, L ERA: 4.15 (6, 1)	0.1	B	3	2	0	0	0	0	0	0	0	0	0	9	12	9.00	1.000									
Danys Baez, R ERA: 2.5 (7, 1)	1.0	4	1	1	1	1	0	0	0	0	0	0	1	9	12	9.00	1.000									
John Rocker, L ERA: 4.39 (8, 1)	1.0	5	1	0	0	1	1	0	0	0	0	0	0	14	22	0.00	2.000									

Cleveland Indians @ Toronto Blue Jays
SkyDome, Toronto, ON
Fri Oct 05 2001, 8:05 PM EDT
Att: 19,387 - Dome - 72 F

AB 38
R 4
H 9
RBI 4
BB 6
SO 10
LOB 18



Batter	1	2	3	4	5	6	7	8	9	AB	R	H	RBI	BB	SO	LOB	TOP			
Kenny Lofton, L (1, 8) Milton Bradley, S (7, 8) OBP: 0.322, SLG: 0.398 OBP: 0.285, SLG: 0.328	G4-3 2B		L4		G4-3		G4-6-3			4	0	1	0	0	0	1	Cleveland Indians @ Toronto Blue Jays SkyDome, Toronto, ON Sat Oct 06 2001, 7:05 PM EDT Att: 20,762 - Dome - 72 F			
Omar Vizquel, S (1, 6) Jolbert Cabrera, R (5, 6) OBP: 0.324, SLG: 0.335 OBP: 0.313, SLG: 0.350	G4-3 2-3		G3		FC4-6 BB			K	2	0	0	0	1	0	1					
Roberto Alomar, S (1, 4) John McDonald, R (4, 4) Dave Roberts, L (7, 7) OBP: 0.415, SLG: 0.541 OBP: 0.182, SLG: 0.150 OBP: 0.455, SLG: 0.500	K			G5-3	FC4-6 1-2			B2-3	2	0	0	0	0	1	1					
Juan Gonzalez, R (1, 9) Karim Garcia, L (5, 9) OBP: 0.370, SLG: 0.590 OBP: 0.375, SLG: 0.727	K			K	K			HR	3	0	0	0	0	3	2					
Jim Thome, L (1, 3) OBP: 0.414, SLG: 0.624		G4-3		2B BB				K	3	1	0	0	1	1	0					
Ellis Burks, R (1, 10) Wil Cordero, R (9, PH) OBP: 0.369, SLG: 0.542 OBP: 0.317, SLG: 0.348				WP 1-H 2B				G1-3	1	3	0	2	1	0	0					
Travis Fryman, R (1, 5) OBP: 0.329, SLG: 0.337				2B BB				K	2	3	0	0	0	1	2					
Russell Branyan, L (1, 7) OBP: 0.314, SLG: 0.476				2B BB				K	3	0	0	0	1	2	1					
Einar Diaz, R (1, 2) OBP: 0.328, SLG: 0.387			F9	G4-3				K	3	0	1	0	0	0	3					
				BB				G4-6-3 1B												
Inning Stats	R: 0 E: 0 K: 2 S: 15	H: 1 LOB: 1 BB: 0 P: 21	R: 0 E: 0 K: 0 S: 8	H: 1 LOB: 1 BB: 0 P: 11	R: 0 E: 0 K: 0 S: 5	H: 0 LOB: 0 BB: 0 P: 8	R: 1 E: 0 K: 1 S: 24	H: 1 LOB: 3 BB: 3 P: 39	R: 0 E: 0 K: 1 S: 9	H: 0 LOB: 0 BB: 0 P: 16	R: 0 E: 0 K: 2 S: 9	H: 1 LOB: 0 BB: 0 P: 10	R: 1 E: 0 K: 1 S: 9	H: 1 LOB: 0 BB: 0 P: 12	R: 0 E: 0 K: 2 S: 8	H: 0 LOB: 0 BB: 0 P: 12	1B: 2 2B: 2 3B: 0 HR: 1	SF: 0 SAC: 0 DP: 1 HBP: 0	WP: 1 PB: 0 SB: 0 CS: 0	PA: 35
PITCHER	IP WLS BF H R ER SO BB IBB HBP BLK WP HR S P ERA WHIP	IP WLS BF H R ER SO BB IBB HBP BLK WP HR S P ERA WHIP	IP WLS BF H R ER SO BB IBB HBP BLK WP HR S P ERA WHIP	IP WLS BF H R ER SO BB IBB HBP BLK WP HR S P ERA WHIP	IP WLS BF H R ER SO BB IBB HBP BLK WP HR S P ERA WHIP	IP WLS BF H R ER SO BB IBB HBP BLK WP HR S P ERA WHIP	IP WLS BF H R ER SO BB IBB HBP BLK WP HR S P ERA WHIP	IP WLS BF H R ER SO BB IBB HBP BLK WP HR S P ERA WHIP	IP WLS BF H R ER SO BB IBB HBP BLK WP HR S P ERA WHIP	IP WLS BF H R ER SO BB IBB HBP BLK WP HR S P ERA WHIP	IP WLS BF H R ER SO BB IBB HBP BLK WP HR S P ERA WHIP	IP WLS BF H R ER SO BB IBB HBP BLK WP HR S P ERA WHIP	IP WLS BF H R ER SO BB IBB HBP BLK WP HR S P ERA WHIP	IP WLS BF H R ER SO BB IBB HBP BLK WP HR S P ERA WHIP	IP WLS BF H R ER SO BB IBB HBP BLK WP HR S P ERA WHIP	IP WLS BF H R ER SO BB IBB HBP BLK WP HR S P ERA WHIP				
Chris Carpenter, R (1, 1) ERA: 4.09	7.2 W 31 5 2 2 8 4 0 0 0 1 1 82 124 2.35 1.174	0.1 H 1 0 0 0 0 0 0 0 0 0 0 4 6 0.00 0.000	1.0 S 3 0 0 0 2 0 0 0 0 0 0 8 12 0.00 0.000																	

Batter	1	2	3	4	5	6	7	8	9	AB	R	H	RBI	BB	SO	LOB	BOTTOM			
Shannon Stewart, R (1, 7) Brian Simmons, S (6, 7) OBP: 0.371, SLG: 0.463 OBP: 0.243, SLG: 0.286	G5-3			HBP SF8 2B	1-H HR		K			3	2	2	2	0	0	0	Cleveland Indians @ Toronto Blue Jays SkyDome, Toronto, ON Sat Oct 06 2001, 7:05 PM EDT Att: 20,762 - Dome - 72 F			
Alex Gonzalez, R (1, 6) OBP: 0.303, SLG: 0.388	G6-3			K	S E 1B		G6-3		4	1	1	0	0	1	1					
José Cruz Jr., S (1, 8) OBP: 0.327, SLG: 0.532	F9			BB HBP BB	1-H 1B			S 1B 1B	3	1	2	0	1	0	0					
Carlos Delgado, L (1, 3) OBP: 0.410, SLG: 0.544		F8		BB HBP BB	1-H 1B			F7	3	0	0	0	0	0	2					
Brad Fullmer, L (1, 10) OBP: 0.326, SLG: 0.444		K		SF8	G4-3			10 E 1B 1B	3	0	1	2	0	1	1					
Felipe Lopez, S (1, 5) OBP: 0.294, SLG: 0.414		G6-3		3-H BB				F8	3	0	1	0	1	0	0					
10 Vernon Wells, R (1, 9) OBP: 0.354, SLG: 0.435			K	F7				G6-3	4	0	0	0	0	1	5					
Darrin Fletcher, L (1, 2) OBP: 0.275, SLG: 0.354				F8				L6	4	0	0	0	0	0	3					
Homer Bush, R (1, 4) OBP: 0.337, SLG: 0.390			K		HR 1B			F8	3	1	1	0	0	1	0					
								G4-3												
Inning Stats	R: 0 E: 0 K: 0 S: 4	H: 0 LOB: 0 BB: 0 P: 9	R: 0 E: 0 K: 1 S: 7	H: 0 LOB: 0 BB: 0 P: 10	R: 0 E: 0 K: 2 S: 7	H: 0 LOB: 0 BB: 0 P: 12	R: 1 E: 0 K: 1 S: 17	H: 1 LOB: 3 BB: 2 P: 32	R: 3 E: 0 K: 0 S: 11	H: 4 LOB: 1 BB: 0 P: 18	R: 0 E: 0 K: 0 S: 8	H: 0 LOB: 0 BB: 0 P: 9	R: 0 E: 1 K: 0 S: 16	H: 3 LOB: 2 BB: 0 P: 26	R: 1 E: 1 K: 0 S: 16	H: 0 LOB: 0 BB: 0 P: 9	1B: 6 2B: 1 3B: 0 HR: 1	SF: 1 SAC: 0 DP: 1 HBP: 1	WP: 0 PB: 0 SB: 2 CS: 0	PA: 35
PITCHER	IP WLS BF H R ER SO BB IBB HBP BLK WP HR S P ERA WHIP	IP WLS BF H R ER SO BB IBB HBP BLK WP HR S P ERA WHIP	IP WLS BF H R ER SO BB IBB HBP BLK WP HR S P ERA WHIP	IP WLS BF H R ER SO BB IBB HBP BLK WP HR S P ERA WHIP	IP WLS BF H R ER SO BB IBB HBP BLK WP HR S P ERA WHIP	IP WLS BF H R ER SO BB IBB HBP BLK WP HR S P ERA WHIP	IP WLS BF H R ER SO BB IBB HBP BLK WP HR S P ERA WHIP	IP WLS BF H R ER SO BB IBB HBP BLK WP HR S P ERA WHIP	IP WLS BF H R ER SO BB IBB HBP BLK WP HR S P ERA WHIP	IP WLS BF H R ER SO BB IBB HBP BLK WP HR S P ERA WHIP	IP WLS BF H R ER SO BB IBB HBP BLK WP HR S P ERA WHIP	IP WLS BF H R ER SO BB IBB HBP BLK WP HR S P ERA WHIP	IP WLS BF H R ER SO BB IBB HBP BLK WP HR S P ERA WHIP	IP WLS BF H R ER SO BB IBB HBP BLK WP HR S P ERA WHIP	IP WLS BF H R ER SO BB IBB HBP BLK WP HR S P ERA WHIP	IP WLS BF H R ER SO BB IBB HBP BLK WP HR S P ERA WHIP				
Tim Drew, R (1, 1) ERA: 7.97	4.1 L 21 5 4 3 4 2 0 0 0 0 0 10 12 0.00 0.000	1.2 5 0 0 0 0 0 0 0 0 0 0 0 7 9 0.00 0.000	1.0 3 0 0 0 1 0 0 0 0 0 0 0 7 9 0.00 0.000																	
Mike Bacik, L (5, 1) ERA: 9.0	1.0 6 3 1 1 0 0 0 0 0 0 0 0 16 26 9.00 3.000																			



Batter	1	2	3	4	5	6	7	8	9	AB	R	H	RBI	BB	SO	LOB	TOP								
Jolbert Cabrera, R OBP: 0.312, SLG: 0.348 (1, 4)										4	1	1	0	0	1	2	Cleveland Indians @ Toronto Blue Jays SkyDome, Toronto, ON Sun Oct 07 2001, 1:05 PM EDT Att: 28,217 - Dome - 72 F								
Omar Vizquel, S OBP: 0.323, SLG: 0.334 John McDonald, R OBP: 0.167, SLG: 0.136 (1, 6) (3, 6)										2	0	0	0	0	1	2									
Jim Thome, L OBP: 0.416, SLG: 0.624 (1, 10)											2	0	1	0	2	0									
Travis Fryman, R OBP: 0.327, SLG: 0.335 Karim Garcia, L OBP: 0.350, SLG: 0.711 (1, 5) (4, 9)										2	0	0	0	0	2	2									
Wil Cordero, R OBP: 0.313, SLG: 0.343 (1, 3)											4	0	0	0	0	2		3							
Marty Cordova, R OBP: 0.348, SLG: 0.506 Dave Roberts, L OBP: 0.385, SLG: 0.417 (1, 7) (5, 7)											2	0	0	0	0	1		0							
Russell Branyan, L OBP: 0.316, SLG: 0.486 (1, 9) (4, 5)										4	1	2	1	0	1	0									
Milton Bradley, S OBP: 0.288, SLG: 0.332 (1, 8)											3	1	1	0	1	0		1							
Eddie Taubensee, L OBP: 0.315, SLG: 0.362 Tim Laker, R OBP: 0.308, SLG: 0.273 (1, 2) (9, 2)											3	0	1	1	0	1		2							
Inning Stats	R: 0 E: 0 K: 2 S: 10	H: 1 LOB: 1 BB: 0 P: 13	R: 0 E: 0 K: 2 S: 8	H: 0 LOB: 0 BB: 0 P: 13	R: 0 E: 0 K: 1 S: 13	H: 0 LOB: 1 BB: 1 P: 20	R: 0 E: 0 K: 1 S: 7	H: 1 LOB: 0 BB: 0 P: 10	R: 2 E: 0 K: 0 S: 11	H: 3 LOB: 1 BB: 0 P: 19	R: 0 E: 0 K: 2 S: 10	H: 0 LOB: 1 BB: 1 P: 19	R: 0 E: 0 K: 1 S: 8	H: 1 LOB: 0 BB: 0 P: 13	R: 1 E: 1 K: 2 S: 10	H: 0 LOB: 1 BB: 0 P: 18		R: 0 E: 0 K: 1 S: 7	H: 0 LOB: 0 BB: 0 P: 8	1B: 4 2B: 1 3B: 0 HR: 1	SF: 1 SAC: 0 DP: 1 HBP: 0	WP: 0 PB: 0 SB: 2 CS: 1	PA: 35		
PITCHER	IP	WLS	BF	H	R	ER	SO	BB	IBB	HBP	BLK	WP	HR	S	P	ERA	WHIP								
Brandon Lyon, R ERA: 4.29 (1, 1)	6.0	L	24	5	2	2	8	2	0	0	0	0	1	59	94	3.00	1.167								
Scott Eyre, L ERA: 3.45 (7, 1)	1.0		3	1	0	0	1	0	0	0	0	0	0	8	13	0.00	1.000								
Kelvin Escobar, R ERA: 3.5 (8, 1)	1.0		5	0	1	0	2	1	0	0	0	0	0	10	18	0.00	1.000								
Kevin Beirne, R ERA: 12.86 (9, 1)	1.0		3	0	0	0	1	0	0	0	0	0	0	7	8	0.00	0.000								

AB	31
R	3
H	6
RBI	3
BB	3
SO	12
LOB	17



Batter	1	2	3	4	5	6	7	8	9	AB	R	H	RBI	BB	SO	LOB	BOTTOM								
10 Vernon Wells, R OBP: 0.350, SLG: 0.427 (1, 8)										4	0	1	0	0	0	0	Cleveland Indians @ Toronto Blue Jays SkyDome, Toronto, ON Sun Oct 07 2001, 1:05 PM EDT Att: 28,217 - Dome - 72 F								
Homer Bush, R OBP: 0.336, SLG: 0.387 (1, 4)										4	0	1	1	0	2	0									
José Cruz Jr., S OBP: 0.291, SLG: 0.530 Brian Simmons, S OBP: 0.239, SLG: 0.280 (1, 7) (6, 7)											2	0	0	0	0	1		0							
Carlos Delgado, L OBP: 0.408, SLG: 0.540 (1, 3)											4	0	0	0	0	3		0							
Chris Latham, S OBP: 0.369, SLG: 0.425 (1, 9)											3	1	0	0	1	0		0							
Felipe Lopez, S OBP: 0.504, SLG: 0.418 (1, 5)											3	0	2	1	1	0		0							
Luis Lopez, R OBP: 0.291, SLG: 0.353 Tony Fernandez, S OBP: 0.338, SLG: 0.374 Chris Woodward, R OBP: 0.203, SLG: 0.397 (1, 10) (8, PH) (9, PH)											2	0	0	0	0	1		1							
Alberto Castillo, R OBP: 0.255, SLG: 0.252 Darwin Fletcher, L OBP: 0.274, SLG: 0.353 (1, 2) (8, PH) (9, 2) (9, PH)											1	0	0	0	1	0		1							
Josh Phelps, R (9, PH)										1	0	0	0	0	0	2									
Cesar Izturis, S OBP: 0.279, SLG: 0.388 (1, 6)										3	1	1	0	0	0	1									
Inning Stats	R: 0 E: 0 K: 1 S: 7	H: 0 LOB: 0 BB: 0 P: 12	R: 1 E: 0 K: 0 S: 10	H: 1 LOB: 1 BB: 1 P: 15	R: 0 E: 0 K: 1 S: 9	H: 0 LOB: 0 BB: 0 P: 12	R: 0 E: 0 K: 2 S: 8	H: 0 LOB: 0 BB: 0 P: 13	R: 0 E: 0 K: 1 S: 12	H: 0 LOB: 1 BB: 1 P: 19	R: 0 E: 0 K: 1 S: 6	H: 0 LOB: 0 BB: 0 P: 10	R: 0 E: 0 K: 1 S: 6	H: 0 LOB: 0 BB: 1 P: 14	R: 1 E: 0 K: 0 S: 12	H: 3 LOB: 2 BB: 0 P: 20	R: 0 E: 0 K: 1 S: 11	H: 1 LOB: 2 BB: 1 P: 18	1B: 5 2B: 0 3B: 0 HR: 0	SF: 0 SAC: 0 DP: 0 HBP: 0	WP: 0 PB: 0 SB: 1 CS: 0	PA: 36			
PITCHER	IP	WLS	BF	H	R	ER	SO	BB	IBB	HBP	BLK	WP	HR	S	P	ERA	WHIP								
CC Sabathia, L ERA: 4.39 (1, 1)	5.0	W	18	1	1	1	5	2	0	0	0	0	0	46	71	1.80	0.600								
37 Jake Westbrook, R ERA: 5.85 (6, 1)	2.2	H	11	3	1	1	2	1	0	0	0	0	0	21	39	3.38	1.500								
Rich Rodriguez, L ERA: 4.15 (8, 1)	0.1	H	1	0	0	0	0	0	0	0	0	0	0	3	5	0.00	0.000								
John Rocker, L ERA: 4.32 (9, 1)	1.0	S	5	1	0	0	1	1	0	0	0	0	0	11	18	0.00	2.000								

AB	31
R	2
H	5
RBI	2
BB	4
SO	8
LOB	7



Batter	1	2	3	4	5	6	7	8	9	AB	R	H	RBI	BB	SO	LOB	TOP									
Kenny Lofton, L (1,8)	G1-3		BB	K		G4-3			K	4	0	0	0	1	2	5	Cleveland Indians @ Seattle Mariners Safeco Field, Seattle, WA Tue Oct 09 2001, 1:05 PM PDT Att: 48,033 - Cloudy - 55 F									
Omar Vizquel, S (1,6)	F7		P6	F7		F3			FC5-4 1B	5	0	1	0	0	0	6										
Roberto Alomar, S (1,4)	P4			1B 2B	K				FC5-4 1-2	5	1	1	0	0	2	1										
Juan Gonzalez, R (1,9)		P6		1B BB 1B	K				K	5	1	1	1	0	3	1										
Jim Thome, L (1,3)		K		1B 1B BB	K				K2-3	3	1	0	0	1	2	0										
Ellis Burks, R (1,10)				1B 1B		P5			HR	4	1	3	1	0	0	0										
Travis Fryman, R (1,5)		2B		1-2 2-3 1B					F7	4	1	2	1	0	1	1										
Marty Cordova, R (1,7)				1-2 2-3 3-H 1B		E1 G4-3 1B			K	4	0	2	1	0	2	0										
Jolbert Cabrera, R (8,7)				1-2 2-3 3-H 1B		G4-3 1B			K	0	0	0	0	0	0	0										
Einar Diaz, R (1,2)				G6-3	K				F8	4	0	1	1	0	1	3										
Inning Stats	R: 0 H: 0 E: 0 K: 0 S: 8	H: 0 LOB: 0 BB: 0 P: 12	R: 0 H: 1 E: 0 K: 2 S: 14	LOB: 1 BB: 0 P: 23	R: 0 H: 0 E: 0 K: 1 S: 8	LOB: 1 BB: 1 P: 15	R: 3 H: 5 E: 0 K: 2 S: 21	H: 5 LOB: 3 BB: 1 P: 32	R: 0 H: 0 E: 0 K: 3 S: 9	LOB: 0 BB: 0 P: 11	R: 1 H: 3 E: 1 K: 0 S: 12	H: 3 LOB: 2 BB: 0 P: 16	R: 0 H: 0 E: 0 K: 2 S: 8	LOB: 0 BB: 0 P: 15	R: 1 H: 1 E: 0 K: 1 S: 8	LOB: 0 BB: 0 P: 11	R: 0 H: 1 E: 0 K: 2 S: 10	LOB: 1 BB: 0 P: 18	1B: 8 2B: 2 3B: 0 HR: 1	SF: 0 SAC: 0 DP: 0 HBP: 0	WP: 0 PB: 0 SB: 0 CS: 0	PA: 40				
PITCHER	IP	WLS	BF	H	R	ER	SO	BB	IBB	HBP	BLK	WP	HR	S	P	ERA	WHIP									
Freddy Garcia, R (1,1)	5.1	L	27	9	4	4	8	2	0	0	0	0	0	70	107	6.75	2.062									
Norm Charlton, L (6,1)	1.2		5	0	0	0	2	0	0	0	0	0	0	10	17	0.00	0.000									
Jose Paniagua, R (8,1)	1.0		4	1	1	1	1	0	0	0	0	0	0	1	8	11	9.00	1.000								
John Halama, L (9,1)	1.0		4	1	0	0	2	0	0	0	0	0	0	10	18	0.00	1.000									

AB	38
R	5
H	11
RBI	5
BB	2
SO	13
LOB	17



Batter	1	2	3	4	5	6	7	8	9	AB	R	H	RBI	BB	SO	LOB	BOTTOM								
51 Ichiro Suzuki, L (1,9)						F8				4	0	3	0	0	0	2	Cleveland Indians @ Seattle Mariners Safeco Field, Seattle, WA Tue Oct 09 2001, 1:05 PM PDT Att: 48,033 - Cloudy - 55 F								
Mark McLemore, S (1,6)										4	0	0	0	0	2	3									
Bret Boone, R (1,4)										4	0	0	0	0	2	2									
Edgar Martinez, R (1,10)										3	0	1	0	1	0	1									
John Olerud, L (1,3)										4	0	0	0	0	3	2									
Mike Cameron, R (1,8)										4	0	0	0	0	3	0									
Stan Javier, S (1,7)										3	0	1	0	0	0	0									
Dan Wilson, R (1,2)										3	0	1	0	0	1	1									
David Bell, R (1,5)										2	0	0	0	1	1	0									
Inning Stats	R: 0 H: 1 E: 0 K: 2 S: 14	H: 1 LOB: 1 BB: 0 P: 19	R: 0 H: 1 E: 0 K: 2 S: 10	LOB: 1 BB: 0 P: 10	R: 0 H: 1 E: 0 K: 1 S: 9	LOB: 0 BB: 0 P: 15	R: 0 H: 0 E: 0 K: 1 S: 7	H: 0 LOB: 0 BB: 1 P: 14	R: 0 H: 1 E: 0 K: 0 S: 9	LOB: 2 BB: 1 P: 17	R: 0 H: 1 E: 0 K: 1 S: 10	H: 1 LOB: 1 BB: 0 P: 15	R: 0 H: 0 E: 0 K: 2 S: 10	LOB: 0 BB: 0 P: 14	R: 0 H: 1 E: 0 K: 1 S: 7	LOB: 1 BB: 0 P: 11		R: 0 H: 0 E: 0 K: 2 S: 11	LOB: 0 BB: 0 P: 15	1B: 4 2B: 2 3B: 0 HR: 0	SF: 0 SAC: 0 DP: 1 HBP: 0	WP: 0 PB: 0 SB: 1 CS: 1	PA: 33		
PITCHER	IP	WLS	BF	H	R	ER	SO	BB	IBB	HBP	BLK	WP	HR	S	P	ERA	WHIP								
Bartolo Colon, R (1,1)	8.0	W	30	6	0	0	10	2	0	0	0	0	0	76	115	0.00	1.000								
Bob Wickman, R (9,1)	1.0		3	0	0	0	2	0	0	0	0	0	0	11	15	0.00	0.000								

AB	31
R	0
H	6
RBI	0
BB	2
SO	12
LOB	11



Batter	1	2	3	4	5	6	7	8	9	AB	R	H	RBI	BB	SO	LOB	TOP										
Kenny Lofton, L (1, 8) F X	0-1 G4-3 ①		0-0 F9 ③			2-2 L4 ①		0-3 K ①		4	0	0	0	0	1	1											
Omar Vizquel, S (1, 6) C C C C C C B B X	2-2 P6 ②			4-1 F9 1B BB ①		3-2 1B ②		2-2 F9 ②		3	0	1	0	1	0	0											
Roberto Alomar, S (1, 4) B F X	1-1 L1 ③			1-2 F9 ①		0-1 P4 ②		0-0 F3 ③		4	0	0	0	0	0	2											
Juan Gonzalez, R (1, 9) C C C C C C B B X		1-1 F8 ①		2-1 1B ②		1-1 F9 ③		0-3 K ①		4	0	1	0	0	1	1											
Ellis Burks, R (1, 10) X	0-0 G6-3 ②			1-0 F9 ②			0-1 BB 1B G6-4-3 1B ①		3-1 1B ②	4	1	2	0	0	0	2											
Jim Thome, L (1, 3) C C C C C C B B X	3-3 K ③			2-3 K ③			0-0 G6-4-3 BB 1B ①		0-0 F8 ②	4	0	1	0	0	2	3											
Travis Fryman, R (1, 5) C C C C C C B B X			2-3 K ①		1-1 F9 ①		4-2 G6-4-3 BB 1B ①		3-3 K ③	3	0	0	0	1	2	1											
Marty Cordova, R (1, 7) C C C C C C B B X			2-3 K ②		0-1 G1-3 ②		1-0 G6-4-3 ①			3	0	0	0	0	1	2											
Einar Diaz, R (1, 2) S X			0-1 1B ①		3-1 F7 ③		1-2 L8 ③			3	0	1	0	0	0	1											
Inning Stats	R: 0 H: 0 E: 0 K: 0 S: 7	H: 0 LOB: 0 BB: 0 P: 10	R: 0 H: 0 E: 0 K: 1 S: 6	H: 0 LOB: 0 BB: 0 P: 10	R: 0 H: 1 E: 0 K: 2 S: 10	LOB: 1 BB: 0 P: 14	R: 0 H: 1 E: 0 K: 1 S: 12	LOB: 2 BB: 1 P: 22	R: 0 H: 0 E: 0 K: 0 S: 6	H: 0 LOB: 0 BB: 0 P: 10	R: 0 H: 1 E: 0 K: 0 S: 11	LOB: 1 BB: 0 P: 17	R: 1 H: 2 E: 0 K: 0 S: 9	H: 2 LOB: 1 BB: 1 P: 15	R: 0 H: 0 E: 0 K: 1 S: 8	H: 0 LOB: 0 BB: 0 P: 10	R: 0 H: 1 E: 0 K: 2 S: 10	LOB: 1 BB: 0 P: 16	1B: 6 2B: 0 3B: 0 HR: 0	SF: 0 SAC: 0 DP: 1 HBP: 0	WP: 0 PB: 0 SB: 0 CS: 0	PA: 34					
PITCHER	IP	WLS	BF	H	R	ER	SO	BB	IBB	HBP	BLK	WP	HR	S	P	ERA	WHIP										
Jamie Moyer, L (1, 1) ERA: 1.5	6.0	W	24	5	1	1	4	1	0	0	0	0	0	55	86	1.50	1.000										
Jeff Nelson, R (7, 1) ERA	1.0		3	0	0	0	0	1	0	0	0	0	0	6	12	0.00	1.000										
Arthur Rhodes, L (8, 1) ERA	1.0		3	0	0	0	1	0	0	0	0	0	0	8	10	0.00	0.000										
Kazuhiko Sasaki, R (9, 1) ERA	1.0		4	1	0	0	2	0	0	0	0	0	0	10	16	0.00	1.000										

Cleveland Indians @ Seattle Mariners
Safeco Field, Seattle, WA
Thu Oct 11 2001, 1:05 PM PDT
Att: 48,052 - Sunny - 55 F


AB 32
R 1
H 6
RBI 0
BB 2
SO 7
LOB 13



Batter	1	2	3	4	5	6	7	8	9	AB	R	H	RBI	BB	SO	LOB	BOTTOM											
51 Ichiro Suzuki, L (1, 9) B B B B B B B B X	4-1 HR BB ①		0-0 F9 ③		3-1 S 1B ②		0-2 G6-3 ③			3	1	1	0	1	0	1												
Mike Cameron, R (1, 8) F S X	0-2 HR 1-H ①		1-2 G5-3 ①		0-3 K ②		2-3 K ①			4	1	1	2	0	2	1												
Bret Boone, R (1, 4) C B B X	3-1 HR 1B ②		0-0 G5-3 ②		0-3 K 1-2 ③		2-2 F8 ②			4	1	1	0	0	1	1												
Edgar Martinez, R (1, 10) X	0-0 HR 1-H ①		1-1 G5-3 ③		3-3 K ①		2-1 F8 ③			4	1	1	2	0	1	0												
John Olerud, L (1, 3) F X	0-1 F5 ①			1-1 G1-3 ①		2-0 F8 ②				3	0	0	0	0	0	0												
Jay Buhner, R (1, 7) C C C C C C B B X	3-3 K2-3 ②			4-2 G5-4-3 BB ②		2-1 G3 ③				1	0	0	0	1	1	0												
Stan Javier, S (6, 7) C C C C C C B B X					2-2 G5-4-3 ②					1	0	0	0	0	0	0												
Dan Wilson, R (1, 2) C B B X	1-3 K ③			2-2 G5-4-3 1-2 ②		1-2 F7 ①				3	0	0	0	0	1	1												
David Bell, R (1, 5) C C C C C C B B X		0-0 F8 ①		2-0 HR ①		1-2 1B ②				3	1	2	1	0	0	0												
Mark McLemore, S (1, 6) C C C C C C B B X		0-3 K ②		2-2 G6-3 ①		2-3 K ②				3	0	0	0	0	2	1												
Inning Stats	R: 4 H: 3 E: 0 K: 2 S: 15	H: 3 LOB: 0 BB: 1 P: 26	R: 0 H: 0 E: 0 K: 1 S: 5	H: 0 LOB: 0 BB: 0 P: 5	R: 0 H: 0 E: 0 K: 0 S: 6	H: 0 LOB: 0 BB: 0 P: 8	R: 0 H: 0 E: 0 K: 0 S: 7	H: 0 LOB: 0 BB: 1 P: 14	R: 1 H: 2 E: 0 K: 2 S: 12	H: 2 LOB: 1 BB: 0 P: 19	R: 0 H: 0 E: 0 K: 1 S: 6	LOB: 0 BB: 0 P: 13	R: 0 H: 1 E: 0 K: 1 S: 13	LOB: 1 BB: 0 P: 17	R: 0 H: 0 E: 0 K: 1 S: 9	H: 0 LOB: 0 BB: 0 P: 15	R: 0 H: 0 E: 0 K: 1 S: 10	LOB: 0 BB: 0 P: 16	1B: 3 2B: 0 3B: 0 HR: 3	SF: 0 SAC: 0 DP: 1 HBP: 0	WP: 0 PB: 0 SB: 1 CS: 0	PA: 31						
PITCHER	IP	WLS	BF	H	R	ER	SO	BB	IBB	HBP	BLK	WP	HR	S	P	ERA	WHIP											
Chuck Finley, L (1, 1) ERA: 10.38	4.1	L	19	5	5	5	3	2	0	0	0	0	0	3	39	66	10.38	1.615										
David Riske, R (5, 1) ERA	1.2		5	0	0	0	3	0	0	0	0	0	0	12	19	0.00	0.000											
Paul Shuey, R (7, 1) ERA	1.0		4	1	0	0	1	0	0	0	0	0	0	13	17	0.00	1.000											
Danys Baez, R (8, 1) ERA	1.0		3	0	0	0	1	0	0	0	0	0	0	9	15	0.00	0.000											

Cleveland Indians @ Seattle Mariners
Safeco Field, Seattle, WA
Thu Oct 11 2001, 1:05 PM PDT
Att: 48,052 - Sunny - 55 F

AB 29
R 5
H 6
RBI 5
BB 2
SO 8
LOB 5



Batter	1	2	3	4	5	6	7	8	9	AB R H RBI BB SO LOB	TOP											
Kenny Lofton, L OBP: 0.217, SLG: 0.263 (1, 8)	G6-3		1B			K		F8		4 0 1 1 0 1 1	Cleveland Indians @ Seattle Mariners Safeco Field, Seattle, WA Mon Oct 15 2001, 1:05 PM PDT Att: 47,867 - Cloudy - 54 F											
Omar Vizquel, S OBP: 0.435, SLG: 0.545 (1, 6)	E6		1B			K		G3		4 0 1 0 0 1 0												
Roberto Alomar, S OBP: 0.261, SLG: 0.333 (1, 4)	G6-4-3		1B			P6		K		4 0 0 0 0 1 4												
Juan Gonzalez, R OBP: 0.348, SLG: 0.739 (1, 9)		G3-1				K		G5-3		4 0 0 0 0 2 0												
Ellis Burks, R OBP: 0.350, SLG: 0.526 (1, 10)		G4-3				K				3 0 0 0 0 2 0												
Jim Thome, L OBP: 0.238, SLG: 0.316 (1, 3)		G3				K		G4-3		3 0 0 0 0 1 0												
Travis Fryman, R OBP: 0.263, SLG: 0.235 (1, 5)			F9			G6-3		K		3 1 1 0 0 1 0												
Marty Cordova, R OBP: 0.250, SLG: 0.250 (1, 7)			F9			K		K		3 0 0 0 0 2 1												
Einar Diaz, R OBP: 0.389, SLG: 0.313 (1, 2)			1B			F7				2 0 1 0 1 0 0												
Inning Stats	R: 0 E: 1 K: 0 S: 6	H: 0 LOB: 0 BB: 0 P: 8	R: 0 E: 0 K: 0 S: 8	H: 0 LOB: 0 BB: 14 P: 14	R: 1 E: 0 K: 0 S: 9	H: 3 LOB: 2 BB: 1 P: 19	R: 0 E: 0 K: 3 S: 11	H: 0 LOB: 0 BB: 0 P: 18	R: 0 E: 0 K: 1 S: 9	H: 0 LOB: 0 BB: 0 P: 14		R: 0 E: 0 K: 2 S: 8	H: 0 LOB: 0 BB: 0 P: 13	R: 0 E: 0 K: 2 S: 10	H: 0 LOB: 0 BB: 0 P: 16	R: 0 E: 0 K: 2 S: 13	H: 1 LOB: 1 BB: 0 P: 21	R: 0 E: 0 K: 1 S: 9	H: 0 LOB: 0 BB: 0 P: 10	1B: 3 2B: 1 3B: 0 HR: 0	SF: 0 SAC: 0 DP: 2 HBP: 0	WP: 0 PB: 0 SB: 0 CS: 0
PITCHER	IP WLS BF H R ER SO BB IBB HBP BLK WP HR S P ERA WHIP											PITCHER	IP WLS BF H R ER SO BB IBB HBP BLK WP HR S P ERA WHIP									
Jamie Moyer, L ERA: 1.5 (1, 1)	6.0 W 21 3 1 1 6 1 0 0 0 0 0 0 51 86 1.50 0.667																					
Jeff Nelson, R ERA: (7, 1)	1.2 H 6 1 0 0 4 0 0 0 0 0 0 0 20 32 0.00 0.600																					
Arthur Rhodes, L ERA: (8, 1)	0.1 H 1 0 0 0 0 0 0 0 0 0 0 0 3 5 0.00 0.000																					
Kazuhiro Sasaki, R ERA: (9, 1)	1.0 S 3 0 0 0 1 0 0 0 0 0 0 0 9 10 0.00 0.000																					

Batter	1	2	3	4	5	6	7	8	9	AB R H RBI BB SO LOB	BOTTOM									
51 Ichiro Suzuki, L OBP: 0.619, SLG: 0.650 (1, 9)	CS	CS	G4-3			WP		SH5-4		4 1 3 0 0 0 0	Cleveland Indians @ Seattle Mariners Safeco Field, Seattle, WA Mon Oct 15 2001, 1:05 PM PDT Att: 47,867 - Cloudy - 54 F									
Stan Javier, S OBP: 0.400, SLG: 0.375 (1, 7)	SH5-3		K			FC6-4		SH5-4		1 0 0 0 1 1 0										
Bret Boone, R OBP: 0.136, SLG: 0.095 (1, 4)	K2-3		G6-3			K		K		4 0 0 0 0 3 5										
Edgar Martinez, R OBP: 0.476, SLG: 0.750 (7, PR)		HBP				FC6-4		1B		2 1 1 1 2 0 3										
Al Martin, L (7, PR)		HBP				1B		1B		0 0 0 0 0 0 0										
John Olerud, L OBP: 0.300, SLG: 0.176 (1, 3)		HBP				K		F2		3 1 1 0 1 1 1										
Mike Cameron, R OBP: 0.333, SLG: 0.556 (1, 8)		HBP				K		P6		3 0 0 0 0 1 3										
Dan Wilson, R OBP: 0.200, SLG: 0.267 (1, 2)		K				F8		WP		4 0 1 0 0 2 4										
David Bell, R OBP: 0.333, SLG: 0.563 (1, 5)		K				K		WP		4 0 1 0 0 3 3										
Mark McLemore, S OBP: 0.211, SLG: 0.167 (1, 6)						WP		K		4 0 2 2 0 2 2										
Inning Stats	R: 0 E: 0 K: 1 S: 8	H: 1 LOB: 0 BB: 0 P: 13	R: 2 E: 0 K: 2 S: 12	H: 1 LOB: 1 BB: 2 P: 23	R: 0 E: 0 K: 1 S: 8	H: 0 LOB: 0 BB: 0 P: 12	R: 0 E: 0 K: 2 S: 13	H: 0 LOB: 1 BB: 1 P: 24	R: 0 E: 0 K: 2 S: 13	H: 2 LOB: 3 BB: 1 P: 25	R: 0 E: 0 K: 1 S: 13	H: 2 LOB: 0 BB: 0 P: 19	R: 1 E: 0 K: 1 S: 12	H: 3 LOB: 2 BB: 0 P: 18	R: 0 E: 0 K: 3 S: 12	H: 0 LOB: 0 BB: 0 P: 17	1B: 9 2B: 0 3B: 0 HR: 0	SF: 0 SAC: 2 DP: 0 HBP: 1	WP: 2 PB: 0 SB: 0 CS: 2	PA: 37
PITCHER	IP WLS BF H R ER SO BB IBB HBP BLK WP HR S P ERA WHIP											PITCHER	IP WLS BF H R ER SO BB IBB HBP BLK WP HR S P ERA WHIP							
Chuck Finley, L ERA: 7.27 (1, 1)	4.1 L 20 4 2 0 1 0 0 0 0 0 0 0 48 90 4.15 1.846																			
David Riske, R ERA: (5, 1)	1.1 6 2 0 0 1 0 0 0 0 0 0 0 16 21 0.00 1.500																			
Ricardo Rincon, L ERA: 9.0 (6, 1)	0.2 3 1 1 1 1 0 0 0 0 0 1 0 7 10 13.50 1.500																			
Danys Baez, R ERA: 2.45 (7, 1)	1.2 7 2 0 0 4 0 0 0 0 0 0 0 20 30 0.00 1.200																			