

Cleveland Indians - 2002

Batter	1	2	3	4	5	6	7	8	9	AB R H RBI BB SO LOB	TOP							
Matt Lawton, L (1,9)	4-1 1B E BB	1-1 F9		1-1 P4			0-0 F7		4-2 G6-4-3 BB	3 1 0 0 2 0 1	Cleveland Indians @ Anaheim Angels Edison International Field, Anaheim, CA Sun Mar 31 2002, 8:05 PM EST Att: 42,697 - Sunny - 68 F							
Omar Vizquel, S (1,6) OBP: 0.200, SLG: 0.200	1-2 E9 1B 1B	2-2 F8			2-2 G6-3		1-3 K		3-2 G6-4-3	5 1 1 0 0 1 3								
Ellis Burks, R (1,10) OBP: 0.750, SLG: 1.000	0-0 1B G5-2-3 1B			1-3 K		1-1 2B		4-0 P4-3 BB		3 0 2 0 1 1 0								
Jim Thome, L (1,3) OBP: 0.250, SLG: 0.250	1-0 G5-2-3 1B 1B			2-1 F8		2-0 P5		1-3 K		4 1 1 1 0 1 2								
Travis Fryman, R (1,5) OBP: 0.500, SLG: 1.250	2-2 G5-2-3 1B 1B			2-1 HR		3-3 K		3-2 P4-3		4 2 2 1 0 1 2								
Ricky Gutierrez, R (1,4) OBP: 0.250, SLG: 0.250	0-0 G5-2-3			3-3 K		0-1 F8		1-0 1B 1B		4 1 1 0 0 1 3								
Milton Bradley, S (1,8) OBP: 0.250, SLG: 0.250	2-0 2H 3H 1B			0-3 K		3-3 K		1-1 F9		4 0 1 2 0 2 1								
Russell Branyan, L (1,7) OBP: 0.250, SLG: 0.250	2-3 K			1-3 K		3-2 G1-3		0-1 BB 1B		4 0 1 0 0 2 1								
Einar Diaz, R (1,2) OBP: 0.500, SLG: 0.500				0-1 1B		1-0 F8		2-1 BB 1B		4 0 2 1 0 0 0								
Inning Stats	R: 4 E: 1 K: 1 S: 16	H: 5 LOB: 1 BB: 1 P: 28	R: 0 E: 0 K: 0 S: 7	H: 0 LOB: 0 BB: 0 P: 11	R: 1 E: 0 K: 2 S: 11	H: 1 LOB: 0 BB: 0 P: 19	R: 0 E: 0 K: 2 S: 11	H: 1 LOB: 1 BB: 0 P: 13	R: 0 E: 0 K: 1 S: 8	H: 0 LOB: 0 BB: 0 P: 14	R: 0 E: 0 K: 1 S: 6	H: 0 LOB: 0 BB: 0 P: 14	R: 1 E: 0 K: 0 S: 13	H: 3 LOB: 2 BB: 1 P: 24	1B: 9 2B: 2 3B: 0 HR: 1	SF: 0 SAC: 0 DP: 3 HBP: 0	WP: 0 PB: 0 SB: 0 CS: 0	PA: 38
PITCHER	IP WLS BF H R ER SO BB IBB HBP BLK WP HR S P ERA WHIP											IP WLS BF H R ER SO BB IBB HBP BLK WP HR S P ERA WHIP						
Jarrod Washburn, L (1,1) ERA: 9.0	5.0 L 23 8 5 5 6 1 0 0 0 0 1 56 90 9.00 1.800																	
Donnie Wall, R (6,1) ERA:	2.0 6 0 0 0 2 0 0 0 0 0 0 15 23 0.00 0.000																	
Lou Pote, R (8,1) ERA:	1.0 3 0 0 0 1 1 0 0 0 0 0 6 14 0.00 1.000																	
47 Mark Lukasiewicz, L (9,1) ERA: 9.0	1.0 6 3 1 1 0 1 0 0 0 0 0 13 24 9.00 4.000																	

AB 35
R 6
H 11
RBI 5
BB 3
SO 9
LOB 13



Batter	1	2	3	4	5	6	7	8	9	AB R H RBI BB SO LOB	BOTTOM									
David Eckstein, R (1,6) OBP: 0.250, SLG: 0.500	0-2 G2-3		1-1 L9		0-1 L9			0-1 G3 2B		4 0 1 0 0 0 1	Cleveland Indians @ Anaheim Angels Edison International Field, Anaheim, CA Sun Mar 31 2002, 8:05 PM EST Att: 42,697 - Sunny - 68 F									
Darin Erstad, L (1,8) OBP: 0.250, SLG: 0.250	1-0 G4-3		1-1 1B		2-1 P5		0-1 G3		0-1 2-3 K	4 0 1 0 0 0 1										
Tim Salmon, R (1,9)	1-1 F7		1-3 K		3-1 G1-3		1-3 K			4 0 0 0 0 2 2										
16 Garret Anderson, L (1,7) OBP: 0.750, SLG: 0.667		4-2 FC5-4 BB BB		1-0 G4-3		0-1 1B		0-2 G6-4-3 1B		3 0 2 0 1 0 0										
Troy Glaus, R (1,5)		1-1 F8		2-3 K		0-0 G1-3		1-2 G6-4-3		4 0 0 0 0 1 3										
Brad Fullmer, L (1,10)		4-2 FC5-4 BB		0-3 K			0-0 F7		1-1 G3-1	3 0 0 0 1 1 0										
Bengie Molina, R (1,2)		0-0 L9			1-2 G5-3		0-3 K			3 0 0 0 0 1 2										
Benji Gil, R (1,3) OBP: 0.333, SLG: 0.333		1-0 FC5-4			2-0 1B		1-0 F9			3 0 1 0 0 0 2										
Adam Kennedy, L (1,4)				0-1 F8		0-0 F8		2-1 P4		3 0 0 0 0 0 1										
Inning Stats	R: 0 E: 0 K: 0 S: 6	H: 0 LOB: 0 BB: 0 P: 8	R: 0 E: 0 K: 0 S: 8	H: 0 LOB: 2 BB: 2 P: 18	R: 0 E: 0 K: 1 S: 9	H: 1 LOB: 1 BB: 0 P: 12	R: 0 E: 0 K: 2 S: 7	H: 0 LOB: 0 BB: 0 P: 10	R: 0 E: 0 K: 0 S: 7	H: 1 LOB: 1 BB: 0 P: 12	R: 0 E: 0 K: 1 S: 5	H: 0 LOB: 0 BB: 0 P: 6	R: 0 E: 0 K: 1 S: 9	H: 1 LOB: 1 BB: 0 P: 12	R: 0 E: 0 K: 0 S: 8	H: 1 LOB: 0 BB: 0 P: 10	1B: 4 2B: 1 3B: 0 HR: 0	SF: 0 SAC: 0 DP: 1 HBP: 0	WP: 0 PB: 0 SB: 0 CS: 0	PA: 33
PITCHER	IP WLS BF H R ER SO BB IBB HBP BLK WP HR S P ERA WHIP											IP WLS BF H R ER SO BB IBB HBP BLK WP HR S P ERA WHIP								
Bartolo Colon, R (1,1) ERA:	9.0 W 33 5 0 0 5 2 0 0 0 0 0 66 98 0.00 0.778																			

AB 31
R 0
H 5
RBI 0
BB 2
SO 5
LOB 12



Batter	1	2	3	4	5	6	7	8	9	AB	R	H	RBI	BB	SO	LOB	TOP								
Matt Lawton, L (1, 9)										3	2	0	0	1	0	1	Cleveland Indians @ Anaheim Angels Edison International Field, Anaheim, CA Tue Apr 02 2002, 10:05 PM EST Att: 20,055 - Overcast - 61 F								
Omar Vizquel, S (1, 6)										3	2	1	1	1	0	1									
Ellis Burks, R (1, 10)										4	0	2	2	0	0	1									
Jim Thome, L (1, 3)										2	0	0	1	1	1	1									
Travis Fryman, R (1, 5)										4	0	0	0	0	1	2									
Ricky Gutierrez, R (1, 4)										4	0	1	0	0	1	0									
Russell Branyan, L (1, 7)										3	1	1	1	1	0	1									
Milton Bradley, S (1, 8)										4	0	1	0	0	1	2									
Einar Diaz, R (1, 2)										3	0	0	0	0	0	1									
Brady Anderson, L (9, PH)										0	0	0	0	1	0	0									
Inning Stats	R: 0 E: 0 K: 1 S: 10	H: 0 LOB: 1 BB: 0 P: 16	R: 0 E: 0 K: 0 S: 14	H: 0 LOB: 1 BB: 1 P: 25	R: 2 E: 0 K: 1 S: 14	H: 2 LOB: 1 BB: 2 P: 30	R: 0 E: 0 K: 0 S: 7	H: 1 LOB: 0 BB: 0 P: 12	R: 2 E: 1 K: 0 S: 13	H: 1 LOB: 1 BB: 1 P: 23	R: 0 E: 0 K: 0 S: 8	H: 1 LOB: 1 BB: 0 P: 12	R: 0 E: 0 K: 1 S: 8	H: 0 LOB: 0 BB: 0 P: 12	R: 0 E: 0 K: 1 S: 8	H: 0 LOB: 0 BB: 0 P: 12	R: 1 E: 0 K: 1 S: 13	H: 1 LOB: 0 BB: 1 P: 19	1B: 3 2B: 1 3B: 1 HR: 1	SF: 1 SAC: 0 DP: 2 HBP: 1	WP: 0 PB: 0 SB: 1 CS: 1	PA: 37			
PITCHER	IP WLS BF H R ER SO BB IBB HBP BLK WP HR S P ERA WHIP																								
Kevin Appier, R (1, 1)	5.0	23	4	4	2	2	4	0	1	0	0	0	0	0	0	58	106	3.60	1.600						
Ben Weber, R (6, 1)	2.0	7	1	0	0	0	0	0	0	0	0	0	0	0	0	16	24	0.00	0.500						
Al Levine, R (8, 1)	1.0	3	0	0	0	1	0	0	0	0	0	0	0	0	8	12	0.00	0.000							
Troy Percival, R (9, 1)	1.0	4	1	1	1	1	1	0	0	0	0	0	1	13	19	9.00	2.000								

AB 30
R 5
H 6
RBI 5
BB 5
SO 4
LOB 10



Batter	1	2	3	4	5	6	7	8	9	AB	R	H	RBI	BB	SO	LOB	BOTTOM							
David Eckstein, R (1, 6)										4	3	3	1	0	0	0	Cleveland Indians @ Anaheim Angels Edison International Field, Anaheim, CA Tue Apr 02 2002, 10:05 PM EST Att: 20,055 - Overcast - 61 F							
Darin Erstad, L (1, 8)										4	1	2	2	0	1	1								
Tim Salmon, R (1, 9)										4	0	1	1	0	1	2								
16 Garret Anderson, L (1, 7)										3	1	0	0	1	0	1								
Troy Glaus, R (1, 5)										3	1	1	2	1	1	1								
Benji Gil, R (1, 3)										4	0	0	0	0	3	2								
Brad Fullmer, L (1, 10)										3	0	1	0	1	0	0								
Jeff DaVanon, S (8, PR)										0	0	0	0	0	0	0								
Bengie Molina, R (1, 2)										4	0	0	0	0	0	2								
Adam Kennedy, L (1, 4)										3	1	0	0	1	1	4								
Inning Stats	R: 1 E: 0 K: 0 S: 11	H: 2 LOB: 1 BB: 0 P: 16	R: 0 E: 0 K: 1 S: 9	H: 0 LOB: 0 BB: 0 P: 14	R: 1 E: 0 K: 2 S: 10	H: 1 LOB: 0 BB: 0 P: 15	R: 0 E: 0 K: 2 S: 11	H: 0 LOB: 0 BB: 0 P: 18	R: 2 E: 0 K: 0 S: 18	H: 2 LOB: 1 BB: 1 P: 28	R: 1 E: 1 K: 1 S: 10	H: 1 LOB: 2 BB: 1 P: 17	R: 2 E: 0 K: 1 S: 10	H: 2 LOB: 1 BB: 1 P: 15	R: 0 E: 0 K: 0 S: 11	H: 0 LOB: 1 BB: 1 P: 17	1B: 4 2B: 4 3B: 1 HR: 0	SF: 0 SAC: 0 DP: 1 HBP: 0	WP: 0 PB: 0 SB: 4 CS: 0	PA: 36				
PITCHER	IP WLS BF H R ER SO BB IBB HBP BLK WP HR S P ERA WHIP																							
CC Sabathia, L (1, 1)	5.1	22	5	4	4	5	1	0	0	0	0	0	0	0	60	92	6.75	1.125						
David Riske, R (6, 1)	0.1	2	0	0	0	1	1	0	0	0	0	0	0	4	9	0.00	3.000							
Ricardo Rincon, L (6, 1)	0.2	5	2	2	1	1	0	0	0	0	0	0	0	11	13	13.50	3.000							
Mark Wohlers, R (7, 1)	1.2	7	1	1	1	0	1	1	0	0	0	0	0	15	26	5.40	1.200							


AB 32
R 7
H 8
RBI 6
BB 4
SO 7
LOB 13



Batter	1	2	3	4	5	6	7	8	9	AB	R	H	RBI	BB	SO	LOB	TOP									
Matt Lawton, L OBP: 0.400, SLG: 0.273 (1, 9)										5	0	2	2	0	1	2										
Omar Vizquel, S OBP: 0.357, SLG: 0.462 (1, 6)										5	1	2	0	0	0	3										
Ellis Burks, R OBP: 0.462, SLG: 0.500 (1, 10)										5	0	1	0	0	3	3										
Jim Thome, L OBP: 0.308, SLG: 0.111 (1, 3)										3	0	0	0	1	1	3										
Travis Fryman, R OBP: 0.385, SLG: 0.636 (1, 5)										3	1	1	0	2	0	1										
Brady Anderson, L OBP: 0.697, SLG: 1.000 (1, 8) (8, 7)										3	1	2	2	1	0	2										
Ricky Gutierrez, R OBP: 0.308, SLG: 0.538 (1, 4)											5	2	2	1	0	0	6									
Russell Branyan, L OBP: 0.500, SLG: 0.667 (1, 7) (8, PR)											2	1	1	1	2	0	0									
Milton Bradley, S OBP: 0.250, SLG: 0.375 (8, 8)											0	0	0	0	0	0	0									
Einar Diaz, R OBP: 0.182, SLG: 0.182 (1, 2)											4	0	0	0	0	4										
Inning Stats	R: 0 E: 0 K: 0 S: 10	H: 1 LOB: 1 BB: 0 P: 18	R: 3 E: 0 K: 0 S: 11	H: 4 LOB: 1 BB: 0 P: 23	R: 1 E: 0 K: 1 S: 13	H: 1 LOB: 1 BB: 1 P: 24	R: 0 E: 0 K: 0 S: 8	H: 0 LOB: 1 BB: 1 P: 15	R: 0 E: 0 K: 1 S: 10	H: 2 LOB: 2 BB: 1 P: 18	R: 0 E: 0 K: 0 S: 8	H: 0 LOB: 0 BB: 0 P: 9	R: 0 E: 0 K: 1 S: 11	H: 1 LOB: 2 BB: 1 P: 19	R: 1 E: 0 K: 1 S: 9	H: 1 LOB: 1 BB: 1 P: 15	R: 1 E: 0 K: 1 S: 12	H: 1 LOB: 2 BB: 1 P: 23	1B: 7 2B: 3 3B: 0 HR: 1	SF: 1 SAC: 0 DP: 1 HBP: 1	WP: 3 PB: 1 SB: 0 CS: 0	PA: 43				
PITCHER	IP WLS BF H R ER SO BB IBB HBP BLK WP HR S P ERA WHIP	IP WLS BF H R ER SO BB IBB HBP BLK WP HR S P ERA WHIP	IP WLS BF H R ER SO BB IBB HBP BLK WP HR S P ERA WHIP	IP WLS BF H R ER SO BB IBB HBP BLK WP HR S P ERA WHIP	IP WLS BF H R ER SO BB IBB HBP BLK WP HR S P ERA WHIP	IP WLS BF H R ER SO BB IBB HBP BLK WP HR S P ERA WHIP	IP WLS BF H R ER SO BB IBB HBP BLK WP HR S P ERA WHIP	IP WLS BF H R ER SO BB IBB HBP BLK WP HR S P ERA WHIP	IP WLS BF H R ER SO BB IBB HBP BLK WP HR S P ERA WHIP	IP WLS BF H R ER SO BB IBB HBP BLK WP HR S P ERA WHIP	IP WLS BF H R ER SO BB IBB HBP BLK WP HR S P ERA WHIP	IP WLS BF H R ER SO BB IBB HBP BLK WP HR S P ERA WHIP	IP WLS BF H R ER SO BB IBB HBP BLK WP HR S P ERA WHIP	IP WLS BF H R ER SO BB IBB HBP BLK WP HR S P ERA WHIP	IP WLS BF H R ER SO BB IBB HBP BLK WP HR S P ERA WHIP	IP WLS BF H R ER SO BB IBB HBP BLK WP HR S P ERA WHIP	IP WLS BF H R ER SO BB IBB HBP BLK WP HR S P ERA WHIP	IP WLS BF H R ER SO BB IBB HBP BLK WP HR S P ERA WHIP	IP WLS BF H R ER SO BB IBB HBP BLK WP HR S P ERA WHIP	IP WLS BF H R ER SO BB IBB HBP BLK WP HR S P ERA WHIP	IP WLS BF H R ER SO BB IBB HBP BLK WP HR S P ERA WHIP	IP WLS BF H R ER SO BB IBB HBP BLK WP HR S P ERA WHIP	IP WLS BF H R ER SO BB IBB HBP BLK WP HR S P ERA WHIP	IP WLS BF H R ER SO BB IBB HBP BLK WP HR S P ERA WHIP		
Aaron Sele, R ERA: 7.2 (1, 1)	5.0 L 25 8 4 4 2 2 1 0 0 2 0 0 52 98 7.20 2.000	47 Mark Lukaszewicz, L ERA: 4.5 (6, 1)	1.0 4 1 0 0 0 0 0 0 0 0 0 0 0 11 14 0.00 1.000	Donne Wall, R ERA: 2.25 (7, 1)	2.0 8 1 1 1 2 2 0 0 0 0 1 1 17 29 4.50 1.500	Al Levine, R ERA: 4.5 (9, 1)	1.0 6 1 1 1 1 1 0 1 0 0 0 0 12 23 9.00 2.000																			
David Eckstein, R OBP: 0.462, SLG: 0.692 (1, 6)											5	1	2	0	0	4										
Darin Erstad, L OBP: 0.385, SLG: 0.364 (1, 8)											3	1	0	0	2	2										
Tim Salmon, R OBP: 0.231, SLG: 0.250 (9, PR)											4	0	1	1	1	2	0									
16 Garret Anderson, L OBP: 0.385, SLG: 0.273 (1, 7)										5	0	1	1	0	1	4										
Troy Glaus, R OBP: 0.308, SLG: 0.333 (1, 5)											5	1	2	1	0	1	3									
Brad Fullmer, L OBP: 0.417, SLG: 0.333 (1, 10)											3	1	1	0	1	0	4									
Bengie Molina, R OBP: 0.182, SLG: 0.182 (1, 2)											4	0	2	1	0	0	1									
Benji Gil, R OBP: 0.182, SLG: 0.200 (1, 3)											3	0	1	1	0	0	1									
Adam Kennedy, L OBP: 0.182, SLG: 0.200 (1, 4)											4	1	1	0	0	1	3									
Inning Stats	R: 1 E: 0 K: 0 S: 12	H: 2 LOB: 2 BB: 2 P: 25	R: 0 E: 0 K: 0 S: 10	H: 1 LOB: 1 BB: 0 P: 12	R: 0 E: 0 K: 0 S: 5	H: 0 LOB: 0 BB: 0 P: 8	R: 1 E: 1 K: 0 S: 18	H: 2 LOB: 2 BB: 0 P: 21	R: 0 E: 0 K: 1 S: 8	H: 1 LOB: 1 BB: 0 P: 10	R: 1 E: 0 K: 2 S: 9	H: 3 LOB: 0 BB: 0 P: 24	R: 0 E: 0 K: 2 S: 9	H: 0 LOB: 0 BB: 0 P: 12	R: 0 E: 0 K: 0 S: 6	H: 0 LOB: 0 BB: 1 P: 12	R: 2 E: 0 K: 1 S: 13	H: 2 LOB: 2 BB: 1 P: 22	1B: 9 2B: 2 3B: 0 HR: 0	SF: 1 SAC: 0 DP: 2 HBP: 0	WP: 0 PB: 0 SB: 0 CS: 0	PA: 41				
PITCHER	IP WLS BF H R ER SO BB IBB HBP BLK WP HR S P ERA WHIP	IP WLS BF H R ER SO BB IBB HBP BLK WP HR S P ERA WHIP	IP WLS BF H R ER SO BB IBB HBP BLK WP HR S P ERA WHIP	IP WLS BF H R ER SO BB IBB HBP BLK WP HR S P ERA WHIP	IP WLS BF H R ER SO BB IBB HBP BLK WP HR S P ERA WHIP	IP WLS BF H R ER SO BB IBB HBP BLK WP HR S P ERA WHIP	IP WLS BF H R ER SO BB IBB HBP BLK WP HR S P ERA WHIP	IP WLS BF H R ER SO BB IBB HBP BLK WP HR S P ERA WHIP	IP WLS BF H R ER SO BB IBB HBP BLK WP HR S P ERA WHIP	IP WLS BF H R ER SO BB IBB HBP BLK WP HR S P ERA WHIP	IP WLS BF H R ER SO BB IBB HBP BLK WP HR S P ERA WHIP	IP WLS BF H R ER SO BB IBB HBP BLK WP HR S P ERA WHIP	IP WLS BF H R ER SO BB IBB HBP BLK WP HR S P ERA WHIP	IP WLS BF H R ER SO BB IBB HBP BLK WP HR S P ERA WHIP	IP WLS BF H R ER SO BB IBB HBP BLK WP HR S P ERA WHIP	IP WLS BF H R ER SO BB IBB HBP BLK WP HR S P ERA WHIP	IP WLS BF H R ER SO BB IBB HBP BLK WP HR S P ERA WHIP	IP WLS BF H R ER SO BB IBB HBP BLK WP HR S P ERA WHIP	IP WLS BF H R ER SO BB IBB HBP BLK WP HR S P ERA WHIP	IP WLS BF H R ER SO BB IBB HBP BLK WP HR S P ERA WHIP	IP WLS BF H R ER SO BB IBB HBP BLK WP HR S P ERA WHIP	IP WLS BF H R ER SO BB IBB HBP BLK WP HR S P ERA WHIP	IP WLS BF H R ER SO BB IBB HBP BLK WP HR S P ERA WHIP	IP WLS BF H R ER SO BB IBB HBP BLK WP HR S P ERA WHIP		
Ryan Drese, R ERA: 4.76 (6, 1)	0.1 H 1 0 0 0 0 0 0 0 0 0 0 2 3 0.00 0.000	David Riske, R ERA: (7, 1)	1.0 H 3 0 0 0 2 0 0 0 0 0 0 9 12 0.00 0.000	Paul Shuey, R ERA: (8, 1)	1.0 H 3 0 0 0 0 1 0 0 0 0 0 6 12 0.00 1.000	Bob Wickman, R ERA: 18.0 (9, 1)	1.0 S 6 2 2 2 1 1 0 0 0 0 0 13 22 18.00 3.000																			


Cleveland Indians @ Anaheim Angels
Edison International Field, Anaheim, CA
Wed Apr 03 2002, 10:05 PM EST
Att: 18,194 - Overcast - 56 F

AB 35
R 6
H 11
RBI 6
BB 6
SO 5
LOB 24



Cleveland Indians @ Anaheim Angels
Edison International Field, Anaheim, CA
Wed Apr 03 2002, 10:05 PM EST
Att: 18,194 - Overcast - 56 F

AB 36
R 5
H 11
RBI 5
BB 4
SO 5
LOB 22



Batter	1	2	3	4	5	6	7	8	9	AB	R	H	RBI	BB	SO	LOB	TOP				
Matt Lawton, L (1, 9) OBP: 0.500, SLG: 0.571	0-0 HR	4-2 FC3-6 SH1-4 E BB		1-2 CS 1B		4-1 F8 1B BB	1-2 FC3-6			3	3	2	1	2	0	2	Cleveland Indians @ Detroit Tigers Comerica Park, Detroit, MI Fri Apr 05 2002, 2:05 PM EST Att: 41,248 - Cloudy - 37 F				
Omar Vizquel, S (1, 6) OBP: 0.333, SLG: 0.412	2-1 F7	0-0 SH1-4		3-2 G4-3		1-0 BB	2-2 G1-3			4	1	1	1	0	0	3					
Ellis Burks, R (1, 10) OBP: 0.356, SLG: 0.500	4-2 BB	4-0 FC3-6 BB			4-0 1B BB	1-0 F8		3-1 FC5-4 1B		2	1	1	0	3	0	2					
Jim Thome, L (1, 3) OBP: 0.278, SLG: 0.077	0-0 F8	0-0 FC3-6 E			1-2 F8	4-0 1B BB		1-3 K		4	0	0	1	1	1	5					
Travis Fryman, R (1, 5) OBP: 0.412, SLG: 0.600 John McDonald, R (6, 5)	1-2 L9	2-0 F7			0-0 G5-3 1B	1-2 1B		0-2 P4		4	0	2	2	0	0	2					
Ricky Gutierrez, R (1, 4) OBP: 0.333, SLG: 0.500		0-2 BB 1B	2-2 F9		1-0 1B	1-0 F8		0-2 FC5-4		5	1	2	1	0	0	3					
Wil Cordero, R (1, 7) OBP: 0.200, SLG: 0.200		2-2 BB 1B	2-2 F7		1-2 G5-3			0-2 F7	1-2 F9	5	1	1	0	0	0	2					
Milton Bradley, S (1, 8) OBP: 0.385, SLG: 0.364		4-1 BB 1B	2-2 P4		1-0 1B	1-0 BB 1B	4-2 FC3-6 1B BB		1-0 G5-3	3	2	1	0	2	0	0					
Eddie Pérez, R (1, 2) OBP: 0.400, SLG: 0.600		1-2 SH1-4 FC3-6 2B		0-2 P4		0-1 P4	2-1 FC3-6 1B		1-0 G5-3	5	1	2	3	0	0	1					
Inning Stats	R: 1 E: 0 K: 0 S: 10	H: 1 LOB: 1 BB: 1 P: 17	R: 5 E: 1 K: 0 S: 19	H: 3 LOB: 1 BB: 3 P: 36	R: 0 E: 0 K: 0 S: 10	H: 0 LOB: 0 BB: 0 P: 16	R: 0 E: 0 K: 0 S: 9	H: 1 LOB: 0 BB: 0 P: 13	R: 1 E: 0 K: 0 S: 8	H: 2 LOB: 1 BB: 1 P: 15	R: 3 E: 0 K: 0 S: 10	H: 3 LOB: 2 BB: 2 P: 23	R: 0 E: 0 K: 1 S: 14	H: 1 LOB: 2 BB: 1 P: 23	R: 0 E: 0 K: 1 S: 13	H: 1 LOB: 1 BB: 0 P: 17	R: 0 E: 0 K: 0 S: 5	H: 0 LOB: 0 BB: 0 P: 8	1B: 10 2B: 1 3B: 0 HR: 1	SF: 0 SAC: 1 DP: 1 HBP: 0	WP: 0 PA: 45 PB: 0 SB: 0 CS: 1
PITCHER	IP	WLS	BF	H	R	ER	SO	BB	IBB	HBP	BLK	WP	HR	S	P	ERA	WHIP				
Mark Redman, L (1, 1) ERA: 12.46	4.1	L	24	7	7	6	0	5	0	0	0	0	1	53	93	12.46	2.769				
Matt Perisho, L (5, 1) ERA: 5.79	4.2		21	5	3	3	1	3	0	0	0	0	0	45	75	5.79	1.714				

Batter	1	2	3	4	5	6	7	8	9	AB	R	H	RBI	BB	SO	LOB	BOTTOM				
Bobby Higginson, L (1, 7) OBP: 0.368, SLG: 0.375	4-2 CS BB		1-2 F8						3-2 G3	3	0	0	0	2	1	2	Cleveland Indians @ Detroit Tigers Comerica Park, Detroit, MI Fri Apr 05 2002, 2:05 PM EST Att: 41,248 - Cloudy - 37 F				
Shane Halter, R (1, 6) OBP: 0.150, SLG: 0.056	3-3 K		0-1 B1-3				1-3 K	1-3 K	0-0 F8	5	0	0	0	0	3	3					
Robert Fick, L (1, 10) OBP: 0.389, SLG: 0.667	1-2 G4-3			2-0 G4-3		1-1 BB SF7 1B	2-2 G3-1		2-1 1B	5	1	2	0	0	0	2					
Dmitri Young, S (1, 3) OBP: 0.294, SLG: 0.267 Randall Simon, L (9, 3)		0-2 G4-3		1-2 G4-3		4-2 WP BB BB		2-1 F7	2-2 F9	3	0	0	0	1	0	0					
Mitch Meluskey, S (1, 2) OBP: 0.556, SLG: 0.333		4-1 BB BB		2-0 G4-3		4-0 WP BB		4-2 1B 1B BB		1	0	0	0	3	0	0					
Craig Paquette, R (1, 5) OBP: 0.287, SLG: 0.250 Damian Jackson, R (8, 5)		4-2 BB			0-0 G6-3	1-1 SF7		1-1 F8		1	0	0	1	1	0	0					
Jacob Cruz, L (1, 9) OBP: 0.438, SLG: 0.667		1-0 F8		3-2 FC6-4 1B	3-2 G3-1	3-H G3-1		0-1 1B	1-2 1B	4	0	2	0	0	0	4					
Damon Easley, R (1, 4) OBP: 0.412, SLG: 0.286		1-3 K			4-2 FC6-4 BB	1-0 BB 1B		0-0 BB 1B	1-2 1B	3	0	2	0	1	1	2					
Jose Macias, S (1, 8) OBP: 0.125, SLG: 0.067			0-3 K		2-2 FC6-4		0-0 F8	1-1 G4-3		4	0	0	0	0	1	6					
Inning Stats	R: 0 E: 0 K: 1 S: 8	H: 0 LOB: 0 BB: 1 P: 16	R: 0 E: 0 K: 1 S: 11	H: 0 LOB: 2 BB: 2 P: 21	R: 0 E: 0 K: 1 S: 8	H: 0 LOB: 0 BB: 0 P: 9	R: 0 E: 0 K: 0 S: 6	H: 0 LOB: 0 BB: 0 P: 11	R: 0 E: 0 K: 1 S: 19	H: 1 LOB: 2 BB: 1 P: 31	R: 1 E: 0 K: 0 S: 14	H: 1 LOB: 2 BB: 2 P: 27	R: 0 E: 0 K: 1 S: 10	H: 1 LOB: 2 BB: 1 P: 18	R: 0 E: 0 K: 0 S: 12	H: 2 LOB: 3 BB: 1 P: 20	R: 0 E: 0 K: 0 S: 10	H: 1 LOB: 1 BB: 0 P: 17	1B: 6 2B: 0 3B: 0 HR: 0	SF: 1 SAC: 0 DP: 0 HBP: 0	WP: 1 PA: 40 PB: 0 SB: 0 CS: 1
PITCHER	IP	WLS	BF	H	R	ER	SO	BB	IBB	HBP	BLK	WP	HR	S	P	ERA	WHIP				
Danys Baez, R (1, 1) ERA: 1.69	5.1	W	23	2	1	1	5	6	0	0	0	0	0	62	108	1.69	1.500				
Jerrod Riggan, R (6, 1) ERA:	2.2		13	3	0	0	1	2	0	0	0	1	0	26	45	0.00	1.875				
Charles Nagy, R (9, 1) ERA:	1.0		4	1	0	0	0	0	0	0	0	0	0	10	17	0.00	1.000				

AB 36
R 10
H 12
RBI 9
BB 8
SO 1
LOB 21



AB 31
R 1
H 6
RBI 1
BB 8
SO 6
LOB 21



Batter	1	2	3	4	5	6	7	8	9	AB	R	H	RBI	BB	SO	LOB	TOP					
Matt Lawton, L OBP: 0.440, SLG: 0.474 (1, 9)	G4-3	G4-3		G6-3		G6-3 1B	CS	F9		5	1	1	1	0	0	4	Cleveland Indians @ Detroit Tigers Comerica Park, Detroit, MI Sat Apr 06 2002, 2:05 PM EST Att: 19,754 - Cloudy - 40 F					
Omar Vizquel, S OBP: 0.348, SLG: 0.350 (1, 6)			F7	G6-3		G6-3		FC5-4 BB		3	0	0	0	2	0	2						
Ellis Burks, R OBP: 0.522, SLG: 0.526 (1, 10)	F8		F9			E S 1B		FC5-4 1-2		5	0	2	2	0	0	2						
Jim Thome, L OBP: 0.261, SLG: 0.111 (1, 3)		F8	1B			E3		K		5	0	1	0	0	2	3						
Travis Fryman, R OBP: 0.409, SLG: 0.526 (1, 5)		BB E BB	1B			G5-3			K	4	1	1	0	1	1	2						
Brady Anderson, L OBP: 0.727, SLG: 1.333 (9, 7)		E BB BB				K		HR	S 1B	3	1	2	1	2	1	0						
Ricky Gutierrez, R OBP: 0.348, SLG: 0.455 (1, 4)		E BB	K					L8	P6	4	0	1	0	1	1	4						
Russell Branyan, L OBP: 0.471, SLG: 0.615 Milton Bradley, S OBP: 0.395, SLG: 0.364 (9, 8)						1B G6-3			K	4	1	1	0	1	2	5						
Einar Diaz, R OBP: 0.200, SLG: 0.200 (1, 2)		E5				G6-3 2B 1B				0	0	0	0	0	0	0						
Inning Stats	R: 0 E: 0 K: 0 S: 11	H: 0 LOB: 0 BB: 1 P: 20	R: 1 E: 1 K: 1 S: 14	H: 0 LOB: 3 BB: 3 P: 29	R: 0 E: 0 K: 1 S: 16	H: 2 LOB: 3 BB: 1 P: 28	R: 2 E: 0 K: 1 S: 10	H: 3 LOB: 1 BB: 0 P: 16	R: 0 E: 0 K: 1 S: 13	H: 1 LOB: 1 BB: 0 P: 18	R: 1 E: 1 K: 0 S: 13	H: 2 LOB: 2 BB: 0 P: 20	R: 1 E: 0 K: 0 S: 7	H: 1 LOB: 0 BB: 1 P: 12	R: 0 E: 0 K: 1 S: 10	H: 0 LOB: 1 BB: 1 P: 17		R: 0 E: 0 K: 2 S: 9	H: 1 LOB: 1 BB: 0 P: 12	1B: 7 2B: 2 3B: 0 HR: 1	SF: 0 SAC: 0 DP: 0 HBP: 0	WP: 0 PB: 0 SB: 2 CS: 2
PITCHER	IP	WLS	BF	H	R	ER	SO	BB	IBB	HBP	BLK	WP	HR	S	P	ERA	WHIP					
24 Nate Cornejo, R ERA: 4.76 (1, 1)	5.2	L	30	8	4	3	4	5	0	0	0	0	0	72	122	4.76	2.294					
Juan Acevedo, R ERA: 7.71 (6, 1)	2.1		10	1	1	1	1	2	0	0	0	0	1	22	38	3.86	1.286					
Matt Anderson, R ERA: (9, 1)	1.0		4	1	0	0	2	0	0	0	0	0	0	9	12	0.00	1.000					

Batter	1	2	3	4	5	6	7	8	9	AB	R	H	RBI	BB	SO	LOB	BOTTOM				
Bobby Higginson, L OBP: 0.348, SLG: 0.500 (1, 7)	F7						F8			4	1	1	2	0	0	2	Cleveland Indians @ Detroit Tigers Comerica Park, Detroit, MI Sat Apr 06 2002, 2:05 PM EST Att: 19,754 - Cloudy - 40 F				
Shane Halter, R OBP: 0.125, SLG: 0.045 (1, 6)	L7		K			L8		F9		4	0	0	0	0	1	1					
Robert Fick, L OBP: 0.364, SLG: 0.591 (1, 10)	K							F7		4	0	1	0	0	1	0					
Dmitri Young, S OBP: 0.238, SLG: 0.211 (1, 3)		P6	G3			G4-3		L6		4	0	0	0	0	0	1					
Craig Paquette, R OBP: 0.316, SLG: 0.313 (1, 5)						G4-3			S 1B	4	0	2	0	0	0	0					
Jacob Cruz, L OBP: 0.400, SLG: 0.684 (1, 9)		F7						G4-3 3B	K	4	1	1	0	0	2	2					
Mike Rivera, R OBP: 0.333, SLG: 0.545 (1, 2)		F3				G6-3		G4-3	F3	4	0	0	1	0	0	2					
Damon Easley, R OBP: 0.389, SLG: 0.267 Damian Jackson, R (5, PH) (6, 4)			L7			G4-3			G6-3	1	0	0	0	0	0	0					
Wendell Magee, R OBP: 0.590, SLG: 0.500 Randall Simon, L (9, PH) (9, 4)										0	0	0	0	0	0	0					
Jose Macias, S OBP: 0.263, SLG: 0.125 (9, 4)										1	1	1	0	1	0	0					
Inning Stats	R: 0 E: 0 K: 1 S: 10	H: 0 LOB: 0 BB: 0 P: 13	R: 0 E: 0 K: 0 S: 7	H: 1 LOB: 1 BB: 0 P: 9	R: 2 E: 0 K: 1 S: 13	H: 3 LOB: 1 BB: 0 P: 22	R: 0 E: 0 K: 1 S: 7	H: 0 LOB: 0 BB: 0 P: 12	R: 0 E: 0 K: 0 S: 5	H: 0 LOB: 0 BB: 0 P: 6	R: 1 E: 0 K: 1 S: 18	H: 1 LOB: 1 BB: 1 P: 31	R: 0 E: 0 K: 0 S: 6	H: 0 LOB: 0 BB: 0 P: 11	R: 0 E: 0 K: 1 S: 10	H: 1 LOB: 1 BB: 0 P: 16	1B: 4 2B: 0 3B: 1 HR: 1	SF: 0 SAC: 0 DP: 0 HBP: 1	WP: 0 PB: 0 SB: 1 CS: 0	PA: 35	
PITCHER	IP	WLS	BF	H	R	ER	SO	BB	IBB	HBP	BLK	WP	HR	S	P	ERA	WHIP				
Bartolo Colon, R ERA: 1.72 (1, 1)	6.2	W	27	5	3	3	4	1	0	1	0	0	0	3	65	4.05	0.900				
Ricardo Rincon, L ERA: 6.75 (7, 1)	0.1	H	1	0	0	0	0	0	0	0	0	0	0	3	6	0.00	0.000				
Paul Shuey, R ERA: (8, 1)	1.0	H	3	0	0	0	0	0	0	0	0	0	0	6	11	0.00	0.000				
Bob Wickman, R ERA: 9.0 (9, 1)	1.0	S	4	1	0	0	1	0	0	0	0	0	0	10	16	0.00	1.000				

Batter	1	2	3	4	5	6	7	8	9	AB	R	H	RBI	BB	SO	LOB	TOP					
Matt Lawton, L (1,9) OBP: 0.400, SLG: 0.500	F7	G3-1		SF8 3B		G4-3			G4-3	5	1	1	1	0	0	1						
Omar Vizquel, S (1,6) OBP: 0.397, SLG: 0.375	F8		FC3-6 1B	SF8 1B		G4-3			FC5-4 1B	4	0	2	1	0	0	0						
Ellis Burks, R (1,10) OBP: 0.536, SLG: 0.522	BB BB		FC3-6 1B	3-H 1-2 1B		L5			FC5-4 3B	4	1	2	0	1	0	1						
Jim Thome, L (1,3) OBP: 0.286, SLG: 0.227	BB BB		F7	G3-4-3		G3			1-H 3B	4	0	1	1	1	0	3						
Brady Anderson, L (1,7) OBP: 0.563, SLG: 0.800	1-2 2-3 BB		FC3-6 BB			P5			G4-3	4	0	0	0	1	0	3						
Russell Branyan, L (1,5) OBP: 0.429, SLG: 0.500	P6		1-2 BB			G5-3				3	0	0	0	1	1	3						
Milton Bradley, S (1,8) OBP: 0.471, SLG: 0.667			G6-3 2B	G4-3		CS 1B			HR 3B	4	1	3	0	0	0	3						
Einar Diaz, R (1,2) OBP: 0.211, SLG: 0.368			G6-3	F7	CS	L8			HR	4	1	1	2	0	0	1						
John McDonald, R (1,4) OBP: 0.200, SLG: 0.200			P6	1-1 3B 1B		K			K2-3	4	1	1	0	0	2	1						
Inning Stats	R: 0 E: 0 K: 0 S: 10	H: 0 LOB: 3 BB: 3 P: 24	R: 0 E: 0 K: 0 S: 7	H: 1 LOB: 1 BB: 0 P: 10	R: 0 E: 0 K: 0 S: 8	H: 2 LOB: 3 BB: 1 P: 18	R: 2 E: 0 K: 0 S: 14	H: 3 LOB: 1 BB: 0 P: 21	R: 0 E: 0 K: 0 S: 5	H: 1 LOB: 0 BB: 0 P: 8	R: 0 E: 0 K: 1 S: 11	H: 0 LOB: 0 BB: 0 P: 16	R: 0 E: 0 K: 0 S: 8	H: 0 LOB: 0 BB: 0 P: 11	R: 2 E: 0 K: 2 S: 14	H: 2 LOB: 1 BB: 0 P: 20	R: 1 E: 0 K: 0 S: 10	H: 2 LOB: 1 BB: 0 P: 13	1B: 6 2B: 1 3B: 3 HR: 1	SF: 1 SAC: 0 DP: 0 HBP: 0	WP: 0 PB: 0 SB: 0 CS: 1	PA: 42
PITCHER	IP	WLS	BF	H	R	ER	SO	BB	IBB	HBP	BLK	WP	HR	S	P	ERA	WHIP					
Jeff Weaver, R (1,1) ERA: 4.15	7.2	L	34	8	3	3	2	4	0	0	0	0	0	72	121	3.52	1.565					
Jose Paniagua, R (8,1) ERA: 3.0	0.1		2	1	1	1	1	0	0	0	0	0	1	5	7	27.00	3.000					
Terry Pearson, R (9,1) ERA: 12.27	1.0	S	5	2	1	1	0	0	0	0	0	0	0	10	13	9.00	2.000					

Cleveland Indians @ Detroit Tigers
Comerica Park, Detroit, MI
Sun Apr 07 2002, 2:05 PM EDT
Att: 14,749 - Cloudy - 42 F

AB	36
R	5
H	11
RBI	5
BB	4
SO	3
LOB	16



Batter	1	2	3	4	5	6	7	8	9	AB	R	H	RBI	BB	SO	LOB	BOTTOM					
Bobby Higginson, L (1,7) OBP: 0.296, SLG: 0.417	G3			F8		F7			F8	4	0	0	0	0	0	1						
Shane Halter, R (1,6) OBP: 0.178, SLG: 0.042	G5-3			G5-3 BB		F8			2B BB	2	0	0	0	2	0	0						
Mitch Meluskey, S (1,2) OBP: 0.385, SLG: 0.200	F8			G5-3		G2-3			K	4	0	0	0	0	1	2						
Dmitri Young, S (1,5) OBP: 0.280, SLG: 0.273				F8		K			BB	3	0	1	0	1	1	1						
Dean Palmer, R (1,10) OBP: 0.178, SLG: 0.042				P6		F8			BB	3	0	0	0	1	1	1						
Randall Simon, L (1,3) OBP: 0.143, SLG: 0.143				G3		G4-3			G6-4-3 BB	4	0	1	0	0	0	3						
Jose Macias, S (1,4) OBP: 0.227, SLG: 0.105				F8		G6-3			G5-4-3	3	0	0	0	0	0	1						
Wendell Magee, R (1,9) OBP: 0.400, SLG: 0.400				G1-3					F8	3	1	1	0	0	0	0						
Andres Torres, S (1,8) OBP: 0.333, SLG: 1.000				L8					B2-3	3	0	1	1	0	0	0						
Inning Stats	R: 0 E: 0 K: 0 S: 5	H: 0 LOB: 0 BB: 0 P: 9	R: 0 E: 0 K: 0 S: 7	H: 0 LOB: 0 BB: 0 P: 10	R: 0 E: 0 K: 0 S: 9	H: 0 LOB: 0 BB: 0 P: 15	R: 0 E: 0 K: 1 S: 9	H: 0 LOB: 1 BB: 1 P: 16	R: 0 E: 0 K: 0 S: 11	H: 0 LOB: 0 BB: 0 P: 16	R: 0 E: 0 K: 0 S: 5	H: 0 LOB: 0 BB: 0 P: 11	R: 0 E: 0 K: 1 S: 7	H: 0 LOB: 1 BB: 1 P: 13	R: 1 E: 0 K: 0 S: 12	H: 3 LOB: 1 BB: 0 P: 16	R: 0 E: 0 K: 1 S: 9	H: 1 LOB: 2 BB: 2 P: 23	1B: 2 2B: 1 3B: 1 HR: 0	SF: 0 SAC: 0 DP: 2 HBP: 0	WP: 0 PB: 0 SB: 0 CS: 0	PA: 33
PITCHER	IP	WLS	BF	H	R	ER	SO	BB	IBB	HBP	BLK	WP	HR	S	P	ERA	WHIP					
CC Sabathia, L (1,1) ERA: 3.38	8.0	W	28	3	1	1	2	2	0	0	0	0	0	65	106	1.12	0.625					
Paul Shuey, R (9,1) ERA: 6.75	0.1		4	1	0	0	1	2	0	0	0	0	0	7	20	0.00	9.000					
Bob Wickman, R (9,1) ERA: 6.75	0.2	S	1	0	0	0	0	0	0	0	0	0	0	2	3	0.00	0.000					

Cleveland Indians @ Detroit Tigers
Comerica Park, Detroit, MI
Sun Apr 07 2002, 2:05 PM EDT
Att: 14,749 - Cloudy - 42 F

AB	29
R	1
H	4
RBI	1
BB	4
SO	3
LOB	9



Batter	1	2	3	4	5	6	7	8	9	AB	R	H	RBI	BB	SO	LOB	TOP										
Jacque Jones, L OBP: 0.529, SLG: 0.833	0-2 1B	1-1 FC1-6 1B	2-2 S 1B			4-2 1B BB		1-2 FC4-6 1B		4	2	4	1	1	0	0	Minnesota Twins @ Cleveland Indians Jacobs Field, Cleveland, OH Mon Apr 08 2002, 1:05 PM EDT Att. 42,441 - Overcast - 55 F										
Cristian Guzman, S OBP: 0.269, SLG: 0.269	2-1 G1-3 WP 1B	1-0 FC1-6 BB	3-2 G1-3			1-0 1B		0-0 FC4-6 1B		5	1	2	1	0	0	5											
Doug Mientkiewicz, L OBP: 0.364, SLG: 0.414	2-3 K2-3	4-2 BB		3-2 F7		1-1 F3		0-3 K		4	0	0	0	1	2	4											
David Ortiz, L OBP: 0.364, SLG: 0.679	4-1 G1-3 1B BB	0-2 F7		0-0 L6		1-3 K		1-0 FC6-4 1B		4	0	1	0	1	1	5											
Tori Hunter, R OBP: 0.303, SLG: 0.536	0-0 G1-3		2-3 K	4-1 BB		0-2 1B		2-0 FC6-4		4	0	1	1	1	1	4											
Corey Koskie, L OBP: 0.323, SLG: 0.444	4-0 1B IBB		2-1 L9 2B	1-1 G3		1-3 K			2-2 2B	4	1	2	0	1	1	3											
Dustan Mohr, R OBP: 0.455, SLG: 0.700	1-2 1B		0-1 L9		1-1 G5-3		0-1 G6-3		0-3 K	5	0	1	1	0	1	2											
A.J. Pierzynski, L OBP: 0.250, SLG: 0.350		1-3 K	0-1 1B 2B		2-3 K		2-3 K2-3		1-3 K	5	1	1	1	0	4	1											
Denny Hocking, S OBP: 0.250, SLG: 0.111		0-0 FC1-6 1B	4-1 1B BB		3-3 K		1-0 F7		2-3 K	4	0	1	0	1	2	1											
Inning Stats	R: 2 E: 0 K: 1 S: 14	H: 3 LOB: 2 BB: 2 P: 27	R: 0 E: 0 K: 1 S: 15	H: 2 LOB: 3 BB: 1 P: 22	R: 2 E: 0 K: 1 S: 20	H: 3 LOB: 2 BB: 1 P: 33	R: 0 E: 0 K: 0 S: 8	H: 0 LOB: 0 BB: 0 P: 16	R: 0 E: 0 K: 2 S: 8	H: 0 LOB: 0 BB: 0 P: 14	R: 1 E: 0 K: 2 S: 15	H: 2 LOB: 2 BB: 1 P: 23	R: 0 E: 0 K: 1 S: 6	H: 0 LOB: 0 BB: 0 P: 9	R: 0 E: 0 K: 1 S: 10	H: 2 LOB: 2 BB: 0 P: 14	R: 0 E: 0 K: 3 S: 13	H: 1 LOB: 1 BB: 0 P: 18	1B: 9 2B: 4 3B: 0 HR: 0	SF: 0 SAC: 0 DP: 0 HBP: 0	WP: 1 PB: 0 SB: 1 CS: 0	PA: 45					
PITCHER	IP	WLS	BF	H	R	ER	SO	BB	IBB	HBP	BLK	WP	HR	S	P	ERA	WHIP										
Ryan Drese, R ERA: 5.91	5.0	W	27	8	4	4	5	4	1	0	0	1	0	65	112	7.20	2.400										
Ricardo Rincon, L ERA: 7.71	1.0		6	2	1	1	2	1	0	0	0	0	0	15	23	9.00	3.000										
Mark Wohlers, R ERA: 2.45	2.0		8	2	0	0	2	0	0	0	0	0	0	16	23	0.00	1.000										
David Riske, R ERA:	1.0		4	1	0	0	3	0	0	0	0	0	0	13	18	0.00	1.000										

Batter	1	2	3	4	5	6	7	8	9	AB	R	H	RBI	BB	SO	LOB	BOTTOM										
Matt Lawton, L OBP: 0.412, SLG: 0.607	1-1 3B 1B		2-3 K	0-1 2H HR			0-2 G6-3			4	2	2	2	0	1	0	Minnesota Twins @ Cleveland Indians Jacobs Field, Cleveland, OH Mon Apr 08 2002, 1:05 PM EDT Att. 42,441 - Overcast - 55 F										
Omar Vizquel, S OBP: 0.375, SLG: 0.444	0-1 HR		4-2 2B HR BB			3-2 F7		1-1 F7		3	2	1	1	1	0	0											
Ellis Burks, R OBP: 0.531, SLG: 0.667	0-0 HR		2-2 HR 2B	1-1 F3			1-2 G5-3			4	2	2	2	0	0	0											
Jim Thome, L OBP: 0.281, SLG: 0.231	2-3 K		1-1 HR 1B		3-3 K			0-1 G3		4	1	1	0	0	2	0											
Travis Fryman, R OBP: 0.385, SLG: 0.609	3-3 K		2-0 HR		2-3 K			2-2 G4-3		4	1	1	4	0	2	0											
Ricky Gutierrez, R OBP: 0.296, SLG: 0.385	0-1 G5-3		0-0 F4		0-1 F9			0-1 G4-3		4	0	0	0	0	0	0											
Wil Cordero, R OBP: 0.125, SLG: 0.125		1-2 L8	0-2 L6			2-2 F2				3	0	0	0	0	0	0											
Brady Anderson, L OBP: 0.563, SLG: 0.800										0	0	0	0	0	0	0											
Milton Bradley, S OBP: 0.400, SLG: 0.556		1-3 K		0-1 G3		2-3 K				3	0	0	0	0	2	0											
Einar Diaz, R OBP: 0.227, SLG: 0.409		1-2 G4-3		3-1 HR 2B		0-0 F7				3	1	1	0	0	0	0											
Inning Stats	R: 3 E: 0 K: 2 S: 13	H: 3 LOB: 0 BB: 0 P: 19	R: 0 E: 0 K: 1 S: 12	H: 0 LOB: 0 BB: 0 P: 15	R: 4 E: 0 K: 1 S: 17	H: 3 LOB: 0 BB: 1 P: 28	R: 2 E: 0 K: 0 S: 11	H: 2 LOB: 0 BB: 0 P: 18	R: 0 E: 0 K: 2 S: 8	H: 0 LOB: 0 BB: 0 P: 13	R: 0 E: 0 K: 1 S: 7	H: 0 LOB: 0 BB: 0 P: 11	R: 0 E: 0 K: 0 S: 11	H: 0 LOB: 0 BB: 0 P: 13	R: 0 E: 0 K: 0 S: 8	H: 0 LOB: 0 BB: 0 P: 10	1B: 2 2B: 2 3B: 1 HR: 3	SF: 0 SAC: 0 DP: 0 HBP: 0	WP: 0 PB: 0 SB: 0 CS: 0	PA: 33							
PITCHER	IP	WLS	BF	H	R	ER	SO	BB	IBB	HBP	BLK	WP	HR	S	P	ERA	WHIP										
Eric Milton, L ERA: 7.36	4.0	L	21	8	9	9	4	1	0	0	0	0	0	53	80	20.25	2.250										
Jack Cressend, R ERA: 7.94	2.0		6	0	0	0	3	0	0	0	0	0	0	15	24	0.00	0.000										
LaTroy Hawkins, R ERA: 1.5	2.0		6	0	0	0	0	0	0	0	0	0	0	19	23	0.00	0.000										



Batter	1	2	3	4	5	6	7	8	9	AB	R	H	RBI	BB	SO	LOB	TOP								
Jacque Jones, L OBP: 0.512, SLG: 0.730 (1, 7)										4	0	1	0	0	0	2									
Cristian Guzman, S OBP: 0.276, SLG: 0.286 (1, 6)										4	0	0	0	0	0	2									
Doug Mientkiewicz, L OBP: 0.357, SLG: 0.361 (1, 3)										3	0	0	0	1	1	0									
David Ortiz, L OBP: 0.368, SLG: 0.613 (1, 10)										2	1	0	0	2	0	1									
Tori Hunter, R OBP: 0.341, SLG: 0.528 (1, 8)										4	1	3	0	0	0	0									
Corey Koskie, L OBP: 0.333, SLG: 0.412 (1, 5)										3	0	0	0	1	2	4									
Dustan Mohr, R OBP: 0.433, SLG: 0.714 (1, 9)										4	1	2	2	0	1	2									
A.J. Pierzynski, L OBP: 0.308, SLG: 0.458 (1, 2)										2	0	1	1	1	0	0									
Jay Canizaro, R OBP: 0.286, SLG: 0.333 Bobby Kielty, S (9, PH)										2	0	0	0	1	0	2									
										1	0	0	0	0	0	1									
Inning Stats	R: 0 E: 0 K: 0 S: 12	H: 1 LOB: 0 BB: 0 P: 19	R: 2 E: 2 K: 0 S: 11	H: 2 LOB: 1 BB: 22 P: 22	R: 0 E: 0 K: 0 S: 6	H: 0 LOB: 0 BB: 0 P: 9	R: 0 E: 0 K: 0 S: 7	H: 0 LOB: 0 BB: 0 P: 14	R: 1 E: 0 K: 0 S: 10	H: 2 LOB: 1 BB: 1 P: 20	R: 0 E: 0 K: 2 S: 17	H: 1 LOB: 2 BB: 1 P: 27	R: 0 E: 0 K: 0 S: 7	H: 0 LOB: 0 BB: 0 P: 9	R: 0 E: 0 K: 2 S: 11	H: 1 LOB: 2 BB: 1 P: 21	R: 0 E: 0 K: 0 S: 5	H: 0 LOB: 0 BB: 1 P: 13	1B: 5 2B: 2 3B: 0 HR: 1	SF: 1 SAC: 0 DP: 4 HBP: 0	WP: 0 PB: 0 SB: 1 CS: 0	PA: 36			
PITCHER	IP	WLS	BF	H	R	ER	SO	BB	IBB	HBP	BLK	WP	HR	S	P	ERA	WHIP								
Danys Baez, R ERA: 3.38 (1, 1)	5.1	W	23	6	3	3	0	4	0	0	0	0	1	51	94	5.06	1.875								
Mark Wohlers, R ERA: 1.89 (6, 1)	1.2		5	0	0	0	2	0	0	0	0	0	0	19	26	0.00	0.000								
Jerrod Riggan, R ERA: 4.15 (8, 1)	1.0		5	1	0	0	2	1	0	0	0	0	0	11	21	0.00	2.000								
Charles Nagy, R ERA: (9, 1)	1.0		3	0	0	0	0	1	0	0	0	0	0	5	13	0.00	1.000								

Minnesota Twins @ Cleveland Indians
Jacobs Field, Cleveland, OH
Wed Apr 10 2002, 7:05 PM EDT
Att: 25,420 - Sunny - 44 F

AB 29
R 3
H 7
RBI 3
BB 6
SO 4
LOB 14




Batter	1	2	3	4	5	6	7	8	9	AB	R	H	RBI	BB	SO	LOB	BOTTOM								
Matt Lawton, L OBP: 0.419, SLG: 0.639 (1, 9)										4	1	2	1	1	0	0									
Omar Vizquel, S OBP: 0.341, SLG: 0.382 (1, 6)										3	1	0	1	0	1	4									
Ellis Burks, R OBP: 0.561, SLG: 0.656 (1, 10)										3	2	2	1	2	1	3									
Jim Thome, L OBP: 0.317, SLG: 0.364 (1, 3)										5	1	2	5	0	3	7									
Travis Fryman, R OBP: 0.324, SLG: 0.467 (1, 5)										4	0	0	0	0	0	1									
Brady Anderson, L OBP: 0.429, SLG: 0.533 (1, 7) (9, 8)										4	0	0	0	0	2	0									
Ricky Gutierrez, R OBP: 0.286, SLG: 0.353 (1, 4)										4	1	0	0	0	0	0									
Milton Bradley, S OBP: 0.429, SLG: 0.625 Russell Branyan, L OBP: 0.375, SLG: 0.421 (8, PR) (9, 7)										3	1	1	0	1	1	0									
Einar Diaz, R OBP: 0.267, SLG: 0.467 (1, 2)										4	1	2	0	0	0	1									
										1B: 5	SF: 1	2B: 3	SAC: 0	3B: 0	DP: 0	HR: 1	HBP: 1	WP: 0	PB: 0	SB: 1	CS: 0	PA: 40			
Inning Stats	R: 1 E: 0 K: 0 S: 11	H: 2 LOB: 1 BB: 0 P: 16	R: 6 E: 2 K: 1 S: 24	H: 3 LOB: 0 BB: 1 P: 35	R: 0 E: 0 K: 1 S: 7	H: 0 LOB: 0 BB: 0 P: 11	R: 1 E: 0 K: 1 S: 11	H: 1 LOB: 1 BB: 0 P: 18	R: 0 E: 0 K: 0 S: 6	H: 0 LOB: 0 BB: 0 P: 8	R: 0 E: 0 K: 2 S: 12	H: 1 LOB: 3 BB: 2 P: 25	R: 0 E: 0 K: 1 S: 6	H: 0 LOB: 0 BB: 0 P: 9	R: 1 E: 0 K: 2 S: 20	H: 2 LOB: 3 BB: 1 P: 31	1B: 5 2B: 3 3B: 0 HR: 1	SF: 1 SAC: 0 DP: 0 HBP: 1	WP: 0 PB: 0 SB: 1 CS: 0	PA: 40					
PITCHER	IP	WLS	BF	H	R	ER	SO	BB	IBB	HBP	BLK	WP	HR	S	P	ERA	WHIP								
Rick Reed, R ERA: 3.6 (1, 1)	5.0	L	25	6	8	2	3	1	0	0	0	0	0	59	88	3.60	1.400								
Jack Cressend, R ERA: 6.75 (6, 1)	1.0		6	1	0	0	2	2	0	0	0	0	0	12	25	0.00	3.000								
LaTroy Hawkins, R ERA: 1.29 (7, 1)	1.0		3	0	0	0	1	0	0	0	0	0	0	6	9	0.00	0.000								
Eddie Guardado, L ERA: 3.6 (8, 1)	1.0		6	2	1	1	2	1	0	0	0	0	0	20	31	9.00	3.000								

Minnesota Twins @ Cleveland Indians
Jacobs Field, Cleveland, OH
Wed Apr 10 2002, 7:05 PM EDT
Att: 25,420 - Sunny - 44 F

AB 34
R 9
H 9
RBI 8
BB 4
SO 8
LOB 16



Batter	1	2	3	4	5	6	7	8	9	AB R H RBI BB SO LOB	TOP									
Jacque Jones, L (1,7) OBP: 0.500, SLG: 0.756	1-1 HR		2-0 L6		4-1 FC4-6 BB		1-3 K		2-2 G4-3	4 1 1 1 1 1 0	Minnesota Twins @ Cleveland Indians Jacobs Field, Cleveland, OH Thu Apr 11 2002, 7:05 PM EDT Att: 25,582 - Cloudy - 74 F									
Cristian Guzman, S (1,6) OBP: 0.293, SLG: 0.300	0-0 G6-3		1-2 CS 1B		2-2 FC4-6 1B		1-2 E5		0-0 G4-3 1B	5 0 2 0 0 0 2										
Doug Mientkiewicz, L (1,3) OBP: 0.340, SLG: 0.341	2-2 F8		2-2 F7		1-0 1B		1-3 K		1-0 G4-3	5 0 1 1 0 1 3										
David Ortiz, L (1,10)	2-3 K			3-3 K		1-2 F9		2-1 P5	1-3 K	5 0 0 0 0 3 4										
Tori Hunter, R (1,8) OBP: 0.378, SLG: 0.650		2-0 HR		2-2 G3		0-1 G3-1 2B		2-2 L8 BB 1B		4 2 3 1 0 0 0										
Corey Koskie, L (1,5) OBP: 0.349, SLG: 0.389		1-2 F7		4-2 BB		1-1 G3-1		4-1 1B	1-2 BB	2 0 0 0 2 0 1										
Bobby Kielty, S (1,9) OBP: 0.167, SLG: 0.333		2-1 F9		2-1 F7		0-2 2B		3-2 L8	2-3 BB	4 0 1 1 0 0 3										
A.J. Pierzynski, L (1,2) OBP: 0.333, SLG: 0.444		2-2 1B			2-0 FC4-6 BB HBP		1-1 F8		3-2 P6	3 1 1 0 0 0 3										
Denny Hocking, S (1,4) OBP: 0.200, SLG: 0.083		0-2 G5-3			1-0 F8		2-1 F9		0-0 F8	3 0 0 0 0 0 3										
Matthew LeCroy, R (8,PH) Warren Morris, L (8,4)										1 0 0 0 0 0 2	AB 36 R 4 H 9 RBI 4 BB 3 SO 5 LOB 21									
										0 0 0 0 0 0 0										
Inning Stats	R: 1 E: 0 K: 1 S: 10	H: 1 LOB: 0 BB: 0 P: 15	R: 1 E: 0 K: 0 S: 12	H: 2 LOB: 1 BB: 0 P: 19	R: 0 E: 0 K: 0 S: 10	H: 1 LOB: 0 BB: 0 P: 15	R: 0 E: 0 K: 1 S: 12	H: 0 LOB: 1 BB: 1 P: 23	R: 1 E: 0 K: 0 S: 11	H: 1 LOB: 2 BB: 1 P: 22	R: 0 E: 1 K: 2 S: 15	H: 0 LOB: 1 BB: 0 P: 20	R: 0 E: 0 K: 0 S: 13	H: 1 LOB: 2 BB: 0 P: 25	R: 0 E: 0 K: 1 S: 8	H: 1 LOB: 1 BB: 0 P: 12	1B: 5 2B: 2 3B: 0 HR: 2	SF: 0 SAC: 0 DP: 0 HBP: 1	WP: 0 PB: 0 SB: 0 CS: 1	PA: 40
PITCHER	IP WLS BF H R ER SO BB IBB HBP BLK WP HR S P ERA WHIP																			
Bartolo Colon, R (1,1) ERA: 3.0	5.1 W 25 7 4 4 2 2 2 0 1 0 0 2 62 102 6.75 1.688																			
Ricardo Rincon, L (6,1) ERA: 4.15	1.2 6 0 0 0 2 0 0 0 0 0 0 19 27 0.00 0.000																			
David Riske, R (8,1) ERA:	1.0 5 1 0 0 0 1 0 0 0 0 0 0 13 25 0.00 2.000																			
Paul Shuey, R (9,1) ERA:	1.0 4 1 0 0 1 0 0 0 0 0 0 0 8 12 0.00 1.000																			

Batter	1	2	3	4	5	6	7	8	9	AB R H RBI BB SO LOB	BOTTOM							
Matt Lawton, L (1,9) OBP: 0.438, SLG: 0.615	4-1 BB 2B		0-1 G3	1-2 E6 HR		4-1 CS BB		3-2 1B		3 2 1 1 2 0 1	Minnesota Twins @ Cleveland Indians Jacobs Field, Cleveland, OH Thu Apr 11 2002, 7:05 PM EDT Att: 25,582 - Cloudy - 74 F							
Omar Vizquel, S (1,6) OBP: 0.370, SLG: 0.474	4-1 BB 2B		1-1 HR	2-0 HR		1-3 BB		0-1 P4		4 3 2 3 1 1 3								
Ellis Burks, R (1,10) OBP: 0.543, SLG: 0.649	0-1 G4-6-3 1H 2H 2B		0-0 F9	1-0 G3-1 BB 1B		0-1 G1-3		2-0 P6		5 0 2 2 0 0 3								
Jim Thome, L (1,3) OBP: 0.356, SLG: 0.457	1-2 G4-6-3 HBP		2-1 HR	4-0 HR		0-1 F7				2 1 1 2 1 0 0								
Travis Fryman, R (1,5) OBP: 0.342, SLG: 0.485	1-1 G4-6-3		4-1 BB	2-1 G3-1		3-2 G6-4-3 2B				3 0 1 0 1 0 4								
Brady Anderson, L (1,8) OBP: 0.400, SLG: 0.444	3-3 K		1-1 G4-3	0-3 K		1-0 G6-4-3 HBP				3 0 0 0 0 2 4								
Ricky Gutierrez, R (1,4) OBP: 0.282, SLG: 0.324		1-1 G3		0-0 F9	2-0 G6-3 HBP		0-0 G6-4-3			3 0 0 0 0 0 2								
Russell Branyan, L (1,7) OBP: 0.357, SLG: 0.364		0-3 K		4-2 WP 1B E BB	0-2 G6-3		1-3 K			3 1 0 0 1 2 1								
Einar Diaz, R (1,2) OBP: 0.294, SLG: 0.471		1-2 G5-3		1-0 E WP HR 1B	1-1 P4		0-2 1B			4 1 2 0 0 0 0								
Inning Stats	R: 2 E: 0 K: 1 S: 12	H: 1 LOB: 2 BB: 2 P: 25	R: 0 E: 0 K: 1 S: 8	H: 0 LOB: 0 BB: 0 P: 10	R: 2 E: 0 K: 0 S: 10	H: 2 LOB: 1 BB: 1 P: 18	R: 4 E: 1 K: 1 S: 15	H: 3 LOB: 2 BB: 2 P: 30	R: 0 E: 0 K: 1 S: 6	H: 0 LOB: 0 BB: 1 P: 11	R: 0 E: 0 K: 0 S: 6	H: 1 LOB: 1 BB: 0 P: 10	R: 0 E: 0 K: 1 S: 12	H: 2 LOB: 2 BB: 0 P: 18	1B: 5 2B: 2 3B: 0 HR: 2	SF: 0 SAC: 0 DP: 3 HBP: 3	WP: 1 PB: 0 SB: 0 CS: 1	PA: 39
PITCHER	IP WLS BF H R ER SO BB IBB HBP BLK WP HR S P ERA WHIP																	
Kyle Lohse, R (1,1) ERA: 11.74	3.1 L 20 4 0 0 1 4 0 1 0 0 0 6 15 0.00 3.000																	
Jack Cressend, R (4,1) ERA: 6.14	0.2 5 1 0 0 1 1 0 1 0 0 0 6 15 0.00 3.000																	
LaTroy Hawkins, R (5,1) ERA: 1.0	2.0 5 0 0 0 1 1 0 0 0 0 0 12 18 0.00 0.500																	
J.C. Romero, L (7,1) ERA:	1.0 4 1 0 0 0 0 0 0 1 0 0 6 10 0.00 1.000																	
Bob Wells, R (8,1) ERA: 2.7	1.0 5 2 0 0 1 0 0 0 0 0 0 12 18 0.00 2.000																	



Batter	1	2	3	4	5	6	7	8	9	AB	R	H	RBI	BB	SO	LOB	TOP										
Chuck Knoblauch, R OBP: 0.275, SLG: 0.333 (1, 7)										4	1	1	0	1	1	3	Kansas City Royals @ Cleveland Indians Jacobs Field, Cleveland, OH Fri Apr 12 2002, 7:05 PM EDT Att: 29,970 - Cloudy - 67 F										
Neftali Feliz, S OBP: 0.205, SLG: 0.324 (1, 6)										4	0	0	0	0	3	3											
Carlos Beltrán, S OBP: 0.342, SLG: 0.469 (1, 8)										2	0	0	0	2	2	0											
29 Mike Sweeney, R OBP: 0.395, SLG: 0.514 (1, 10)										4	0	2	0	0	2	2											
Joe Randa, R OBP: 0.324, SLG: 0.433 (1, 5)										3	0	0	0	1	0	0											
Brandon Berger, R OBP: 0.273, SLG: 0.200 Michael Tucker, L OBP: 0.269, SLG: 0.136 (8, 3)										3	0	1	0	0	2	3											
Dave McCarty, R OBP: 0.300, SLG: 0.300 Raul Ibanez, L OBP: 0.348, SLG: 0.500 (8, 9)										3	0	1	0	0	1	4											
A.J. Hinch, R Brent Mayne, L OBP: 0.182, SLG: 0.158 (9, PH)										2	0	0	0	1	0	2											
Carlos Febles, R OBP: 0.364, SLG: 0.278 Luis Alicea, S OBP: 0.429, SLG: 0.200 (9, PH)										3	0	1	0	0	1	1											
Inning Stats	R: 1 E: 0 K: 3 S: 15	H: 1 LOB: 3 BB: 3 P: 32	R: 0 E: 0 K: 1 S: 8	H: 0 LOB: 1 BB: 1 P: 16	R: 0 E: 0 K: 2 S: 10	H: 0 LOB: 0 BB: 0 P: 16	R: 0 E: 0 K: 1 S: 13	H: 2 LOB: 2 BB: 0 P: 18	R: 0 E: 0 K: 0 S: 7	H: 1 LOB: 1 BB: 0 P: 11	R: 0 E: 0 K: 2 S: 13	H: 1 LOB: 2 BB: 1 P: 23	R: 0 E: 0 K: 2 S: 9	H: 0 LOB: 0 BB: 0 P: 12	R: 0 E: 0 K: 1 S: 7	H: 0 LOB: 0 BB: 0 P: 8		1B: 6 2B: 0 3B: 0 HR: 0	SF: 0 SAC: 0 DP: 0 HBP: 0	WP: 0 PB: 0 SB: 6 CS: 1	PA: 38						
PITCHER	IP	WLS	BF	H	R	ER	SO	BB	IBB	HBP	BLK	WP	HR	S	P	ERA	WHIP										
CC Sabathia, L ERA: 2.79	6.0	W	26	5	1	1	9	4	0	0	0	0	0	61	108	1.50	1.500										
Mark Wohlers, R ERA: 1.42	1.0	H	5	1	0	0	2	1	0	0	0	0	0	13	23	0.00	2.000										
Paul Shuey, R ERA:	1.0	H	3	0	0	0	2	0	0	0	0	0	0	9	12	0.00	0.000										
Bob Wickman, R ERA: 3.86	1.0	S	3	0	0	0	1	0	0	0	0	0	0	7	8	0.00	0.000										

Batter	1	2	3	4	5	6	7	8	9	AB	R	H	RBI	BB	SO	LOB	BOTTOM										
Matt Lawton, L OBP: 0.404, SLG: 0.558 (1, 9)										4	0	0	0	0	0	1	Kansas City Royals @ Cleveland Indians Jacobs Field, Cleveland, OH Fri Apr 12 2002, 7:05 PM EDT Att: 29,970 - Cloudy - 67 F										
Omar Vizquel, S OBP: 0.388, SLG: 0.561 (1, 6)										3	1	2	1	0	0	0											
Ellis Burks, R OBP: 0.531, SLG: 0.625 (1, 10)										3	1	1	0	0	0	1											
Jim Thome, L OBP: 0.354, SLG: 0.526 (1, 3)										3	1	1	2	0	1	1											
Travis Fryman, R OBP: 0.317, SLG: 0.444 (1, 5)										3	0	0	0	0	0	0											
Brady Anderson, L OBP: 0.357, SLG: 0.381 (1, 8)										3	0	0	0	0	0	0											
Ricky Gutierrez, R OBP: 0.262, SLG: 0.300 (1, 4)										3	0	0	0	0	1	0											
Russell Branyan, L OBP: 0.355, SLG: 0.400 (1, 7)										3	0	1	0	0	0	0											
Einar Diaz, R OBP: 0.278, SLG: 0.444 (1, 2)										2	0	0	0	0	2	0											
Inning Stats	R: 0 E: 0 K: 0 S: 13	H: 1 LOB: 1 BB: 0 P: 20	R: 0 E: 0 K: 0 S: 5	H: 0 LOB: 0 BB: 0 P: 8	R: 0 E: 0 K: 1 S: 6	H: 0 LOB: 0 BB: 0 P: 10	R: 2 E: 0 K: 0 S: 11	H: 2 LOB: 0 BB: 0 P: 19	R: 0 E: 0 K: 1 S: 6	H: 0 LOB: 0 BB: 0 P: 9	R: 1 E: 0 K: 1 S: 11	H: 1 LOB: 0 BB: 0 P: 17	R: 0 E: 0 K: 1 S: 12	H: 0 LOB: 0 BB: 0 P: 17	R: 0 E: 0 K: 0 S: 5	H: 1 LOB: 0 BB: 0 P: 8		1B: 2 2B: 1 3B: 0 HR: 2	SF: 0 SAC: 1 DP: 0 HBP: 0	WP: 0 PB: 0 SB: 0 CS: 1	PA: 29						
PITCHER	IP	WLS	BF	H	R	ER	SO	BB	IBB	HBP	BLK	WP	HR	S	P	ERA	WHIP										
Jeff Suppan, R ERA: 3.6	7.0	L	25	4	3	3	4	0	0	0	0	0	0	3	4	0.00	3.000										
Nate Field, R ERA:	0.1		2	1	0	0	0	0	0	0	0	0	0	3	4	0.00	3.000										
Brian Shouse, L ERA:	0.2		1	0	0	0	0	0	0	0	0	0	0	2	4	0.00	0.000										

AB 32
R 1
H 6
RBI 0
BB 5
SO 14
LOB 18



AB 27
R 3
H 5
RBI 3
BB 0
SO 4
LOB 3



Batter	1	2	3	4	5	6	7	8	9	AB	R	H	RBI	BB	SO	LOB	TOP										
Chuck Knoblauch, R (1, 7) OBP: 0.267, SLG: 0.300	G4-3		G4-3			K			G3	4	0	0	1	1	1	4	Kansas City Royals @ Cleveland Indians Jacobs Field, Cleveland, OH Sat Apr 13 2002, 1:05 PM EDT Att: 28,455 - Cloudy - 53 F										
Neftali Pérez, S (1, 6) OBP: 0.205, SLG: 0.317	G4-3			SF7-3-6-4			G6-3		K	4	0	1	2	0	1	2											
Carlos Beltrán, S (1, 8) OBP: 0.333, SLG: 0.444	K		K				K			4	1	1	0	0	3	1											
29 Mike Sweeney, R (1, 3) OBP: 0.381, SLG: 0.487		G4-3					G6-3			4	1	1	0	0	0	1											
Michael Tucker, L (1, 9) OBP: 0.300, SLG: 0.240	K							G3		3	2	1	1	1	1	0											
Joe Randa, R (1, 5) OBP: 0.316, SLG: 0.406								F8		2	0	0	1	1	0	2											
Raul Ibanez, L (1, 10) OBP: 0.370, SLG: 0.583								G3		4	1	2	2	0	0	0											
Brent Mayne, L (1, 2) OBP: 0.269, SLG: 0.273										3	2	2	0	1	1	0											
Donnie Sadler, R (9, PR) OBP: 0.167, SLG: 0.167										0	0	0	0	0	0	0											
Carlos Febles, R (1, 4) OBP: 0.400, SLG: 0.300										2	0	1	0	1	1	1											
A.J. Hinch, R (9, 2)										0	0	0	0	0	0	0											
Inning Stats	R: 0 E: 0 K: 1 S: 6	H: 0 LOB: 0 BB: 0 P: 11	R: 0 E: 0 K: 1 S: 12	H: 1 LOB: 2 BB: 1 P: 20	R: 1 E: 0 K: 2 S: 12	H: 2 LOB: 1 BB: 0 P: 17	R: 4 E: 0 K: 0 S: 18	H: 2 LOB: 1 BB: 4 P: 40	R: 2 E: 0 K: 2 S: 13	H: 2 LOB: 0 BB: 0 P: 21	R: 0 E: 0 K: 1 S: 9	H: 1 LOB: 0 BB: 0 P: 14	R: 0 E: 0 K: 1 S: 7	H: 0 LOB: 0 BB: 0 P: 11	R: 0 E: 0 K: 0 S: 7	H: 0 LOB: 0 BB: 0 P: 13	R: 0 E: 0 K: 1 S: 9	H: 1 LOB: 2 BB: 0 P: 15	1B: 5 2B: 4 3B: 1 HR: 0	SF: 2 SAC: 1 DP: 1 HBP: 0	WP: 1 PB: 0 SB: 0 CS: 1	PA: 38					
PITCHER	IP	WLS	BF	H	R	ER	SO	BB	IBB	HBP	BLK	WP	HR	S	P	ERA	WHIP										
Ryan Drese, R (1, 1) ERA: 8.4	4.1		23	7	7	7	4	5	0	0	0	1	0	56	101	14.54	2.769										
Jerrod Riggan, R (5, 1) ERA: 2.57	2.2		8	1	0	0	3	0	0	0	0	0	0	21	33	0.00	0.375										
David Riske, R (8, 1) ERA:	1.0		3	0	0	0	1	0	0	0	0	0	0	7	13	0.00	0.000										
Paul Shuey, R (9, 1) ERA:	1.0	W	4	1	0	0	1	0	0	0	0	0	0	9	15	0.00	1.000										

Batter	1	2	3	4	5	6	7	8	9	AB	R	H	RBI	BB	SO	LOB	BOTTOM										
Matt Lawton, L (1, 9) OBP: 0.404, SLG: 0.596	K		K							4	1	1	3	1	2	2	Kansas City Royals @ Cleveland Indians Jacobs Field, Cleveland, OH Sat Apr 13 2002, 1:05 PM EDT Att: 28,455 - Cloudy - 53 F										
Omar Vizquel, S (1, 6) OBP: 0.385, SLG: 0.533	L9									4	1	1	0	1	0	0											
Ellis Burks, R (1, 10) OBP: 0.528, SLG: 0.674										4	2	1	1	1	0	2											
Jim Thome, L (1, 3) OBP: 0.365, SLG: 0.619	F7									4	1	2	2	0	0	0											
Travis Fryman, R (1, 5) OBP: 0.289, SLG: 0.400										4	0	0	1	0	0	1											
Wil Cordero, R (1, 7) OBP: 0.083, SLG: 0.083										4	0	0	0	0	2	1											
Brady Anderson, L (1, 8) OBP: 0.313, SLG: 0.320										4	0	0	0	0	2	1											
Eddie Pérez, R (1, 2) OBP: 0.556, SLG: 0.778										4	1	3	0	0	1	0											
Einar Díaz, R (9, PR) OBP: 0.276, SLG: 0.444										0	1	0	0	0	0	0											
John McDonald, R (1, 4) OBP: 0.333, SLG: 0.333										4	1	2	0	0	1	1											
Inning Stats	R: 1 E: 0 K: 1 S: 8	H: 1 LOB: 0 BB: 0 P: 11	R: 0 E: 0 K: 0 S: 9	H: 0 LOB: 0 BB: 0 P: 14	R: 0 E: 0 K: 2 S: 8	H: 0 LOB: 0 BB: 0 P: 12	R: 1 E: 0 K: 0 S: 9	H: 1 LOB: 0 BB: 0 P: 12	R: 0 E: 0 K: 2 S: 11	H: 2 LOB: 2 BB: 0 P: 16	R: 0 E: 0 K: 0 S: 6	H: 0 LOB: 0 BB: 0 P: 13	R: 0 E: 0 K: 2 S: 8	H: 0 LOB: 0 BB: 0 P: 13	R: 5 E: 0 K: 0 S: 23	H: 4 LOB: 1 BB: 2 P: 40	R: 1 E: 0 K: 1 S: 6	H: 2 LOB: 3 BB: 1 P: 15	1B: 5 2B: 2 3B: 0 HR: 3	SF: 0 SAC: 0 DP: 0 HBP: 0	WP: 1 PB: 0 SB: 0 CS: 0	PA: 39					
PITCHER	IP	WLS	BF	H	R	ER	SO	BB	IBB	HBP	BLK	WP	HR	S	P	ERA	WHIP										
Darrell May, L (1, 1) ERA: 4.15	4.1		15	2	2	2	4	0	0	0	0	0	0	28	46	6.75	1.500										
Jeremy Affeldt, L (5, 1) ERA: 4.05	2.2		12	4	2	2	3	0	0	0	0	0	0	14	29	20.25	3.000										
Brian Shouse, L (8, 1) ERA: 4.15	0.0		2	1	1	1	0	1	0	0	0	0	1	8	14	∞	∞										
Cory Bailey, R (8, 1) ERA: 14.54	1.1	L	8	2	3	3	1	2	0	0	0	0	0	14	29	20.25	3.000										
Jason Grimsley, R (9, 1) ERA: 1.5	0.0		2	1	0	0	0	0	0	0	0	1	0	1	4	∞	∞										



Batter	1	2	3	4	5	6	7	8	9	AB	R	H	RBI	BB	SO	LOB	TOP								
Matt Lawton, L OBP: 0.403, SLG: 0.560 (1, 9)	4-2 BLK BB		1-2 F9		4-2 3B BB	3-3 K		1-1 G4-3	3 1 0 0 2 1 0																
Omar Vizquel, S OBP: 0.373, SLG: 0.540 (1, 6)	0-1 F8		2-2 F9		2-0 1B 3B	1-3 K		0-0 B5-3	5 1 1 2 0 1 1																
Ellis Burks, R OBP: 0.517, SLG: 0.646 (1, 10)	2-0 F9		1-1 1B		0-1 G1-3 1B	0-1 G6-3		3-3 K	5 0 2 1 0 1 1																
Jim Thome, L OBP: 0.375, SLG: 0.591 (1, 3)	4-0 IBB		1-3 K		3-H G1-3 1-2	4-2 BB			2 0 0 0 2 1 2																
Travis Fryman, R OBP: 0.265, SLG: 0.364 (1, 5)	2-3 K			0-0 G1-3	3-3 K	0-3 K			4 0 0 0 0 3 4																
Brady Anderson, L OBP: 0.333, SLG: 0.321 (1, 8)		1-1 F9		0-2 DI 1B	4-2 BB			1-3 K	3 0 1 0 1 1 0																
Ricky Gutierrez, R OBP: 0.261, SLG: 0.318 (1, 4)		2-2 G1-3		2-2 F8	1-1 P4			2-1 1B 2B	4 1 1 0 0 0 3								AB 33 R 5 H 7 RBI 5 BB 6 SO 10 LOB 13								
Russell Branyan, L OBP: 0.343, SLG: 0.483 (1, 7)		3-2 HR		3-3 K		3-2 P2		2-3 K	4 1 1 1 0 2 2																
Einar Diaz, R OBP: 0.300, SLG: 0.436 (1, 2)		3-2 F7		1-2 K	4-1 BB 3B	2-2 F7		3-2 1B	3 1 1 1 1 0 0																
Inning Stats	R: 0 E: 0 K: 1 S: 8	H: 0 LOB: 2 BB: 2 P: 20	R: 1 E: 0 K: 0 S: 15	H: 1 LOB: 0 BB: 0 P: 24	R: 0 E: 0 K: 1 S: 13	H: 1 LOB: 1 BB: 0 P: 18	R: 0 E: 0 K: 1 S: 10	H: 1 LOB: 1 BB: 0 P: 15	R: 3 E: 0 K: 1 S: 16	H: 2 LOB: 2 BB: 3 P: 35	R: 0 E: 0 K: 1 S: 14	H: 0 LOB: 0 BB: 0 P: 22	R: 0 E: 0 K: 2 S: 11	H: 0 LOB: 1 BB: 1 P: 16	R: 1 E: 0 K: 2 S: 11	H: 2 LOB: 1 BB: 0 P: 19	R: 0 E: 0 K: 1 S: 6	H: 0 LOB: 0 BB: 0 P: 10	1B: 4 2B: 1 3B: 1 HR: 1	SF: 0 SAC: 0 DP: 0 HBP: 0	WP: 0 PB: 0 SB: 0 CS: 0	PA: 39			
PITCHER	IP	WLS	BF	H	R	ER	SO	BB	IBB	HBP	BLK	WP	HR	S	P	ERA	WHIP								
Jon Rauch, R ERA: 5.06 (1, 1)	4.0		19	3	3	3	3	3	1	0	1	0	1	50	89	6.75	1.500								
Antonio Osuna, R ERA: 7.56 (5, 1)	2.0		9	2	1	1	2	1	0	0	0	0	0	26	45	4.50	1.500								
Damaso Marte, L ERA: 9.0 (7, 1)	1.2	W	7	1	1	1	4	1	0	0	0	0	0	19	29	5.40	1.200								
Gary Glover, R ERA: 3.18 (8, 1)	1.1		4	1	0	0	1	0	0	0	0	0	0	9	16	0.00	0.750								

Cleveland Indians @ Chicago White Sox
Comiskey Park, Chicago, IL
Tue Apr 16 2002, 8:05 PM EDT
Att: 23,502 - Cloudy - 82 F

AB 33
R 5
H 7
RBI 5
BB 6
SO 10
LOB 13



Batter	1	2	3	4	5	6	7	8	9	AB	R	H	RBI	BB	SO	LOB	BOTTOM								
Kenny Lofton, L OBP: 0.475, SLG: 0.481 (1, 8)	3-2 F8	2-0 BB 1B HR	0-0 G6-3			0-3 K		0-1 F8	5 1 1 0 0 1 1																
Ray Durham, S OBP: 0.456, SLG: 0.500 (1, 4)	1-0 G6-3	3-2 BB HR 1B		2-1 G5-4-3 1B		1-0 F8			4 1 2 0 0 0 0																
Frank Thomas, R OBP: 0.351, SLG: 0.457 (1, 10)	1-0 F3	4-2 HR BB		0-1 G5-4-3 1-2		1-0 F8			3 1 0 0 1 0 1																
Magglio Ordonez, R OBP: 0.385, SLG: 0.592 (1, 9)		E9 1B HR		0-0 14 FC6-4 1B		2-2 14 SF9 2B			4 3 3 4 0 0 0																
14 Paul Konerko, R OBP: 0.333, SLG: 0.446 (1, 3)		SH4 1B F7		0-2 FC6-4 1-2		0-1 F9			4 1 1 1 0 0 2																
Carlos Lee, R OBP: 0.288, SLG: 0.429 (1, 7)		SH5 1B		2-2 G5-3		0-0 SF9			3 1 1 1 0 0 0																
Aaron Rowand, R OBP: 0.667, SLG: 1.333 (9, 7)		SH5 1B F5			2-2 G5-3		3-H L5		0 0 0 0 0 0 0																
Tony Graffanino, R OBP: 0.333, SLG: 0.250 (1, 5)		0-0 SH5-4 1-2 2-3	0-3 K		4-1 FC6-4 BB				2 0 0 0 1 1 0																
Sandy Alomar Jr., R OBP: 0.419, SLG: 0.700 (1, 2)		1-1 HR 1B	2-2 G6-3		1-1 F9			1-0 G6-4-3 1B	4 1 2 2 0 0 1																
Royce Clayton, R OBP: 0.250, SLG: 0.537 (1, 6)		2-H 3-H 1-2 HR	2-2 FC6-4		1-1 FC6-4 1-2			2-1 G6-4-3	4 1 2 2 0 0 2																
Inning Stats	R: 0 E: 0 K: 0 S: 6	H: 0 LOB: 0 BB: 0 P: 11	R: 9 E: 1 K: 0 S: 24	H: 7 LOB: 1 BB: 1 P: 41	R: 0 E: 0 K: 1 S: 10	H: 1 LOB: 0 BB: 0 P: 14	R: 0 E: 0 K: 0 S: 8	H: 2 LOB: 1 BB: 0 P: 10	R: 0 E: 0 K: 1 S: 5	H: 0 LOB: 0 BB: 0 P: 7	R: 1 E: 0 K: 0 S: 10	H: 1 LOB: 0 BB: 0 P: 13	R: 0 E: 0 K: 0 S: 5	H: 1 LOB: 0 BB: 0 P: 8	R: 0 E: 0 K: 0 S: 5	H: 0 LOB: 0 BB: 0 P: 10	1B: 8 2B: 2 3B: 0 HR: 2	SF: 1 SAC: 1 DP: 2 HBP: 0	WP: 0 PB: 0 SB: 0 CS: 0	PA: 37					
PITCHER	IP	WLS	BF	H	R	ER	SO	BB	IBB	HBP	BLK	WP	HR	S	P	ERA	WHIP								
Chuck Finley, L ERA: 9.39 (1, 1)	1.2	L	14	7	9	8	0	1	0	0	0	0	0	11	15	0.00	0.750								
David Riske, R ERA (2, 1)	1.1		5	1	0	0	1	0	0	0	0	0	0	11	15	0.00	0.750								
Charles Nagy, R ERA: 1.29 (4, 1)	5.0		18	4	1	1	1	1	0	0	0	0	0	36	54	1.80	1.000								

Cleveland Indians @ Chicago White Sox
Comiskey Park, Chicago, IL
Tue Apr 16 2002, 8:05 PM EDT
Att: 23,502 - Cloudy - 82 F


AB 33
R 10
H 12
RBI 10
BB 2
SO 2
LOB 7



Batter	1	2	3	4	5	6	7	8	9	AB	R	H	RBI	BB	SO	LOB	TOP										
Matt Lawton, L (1, 9) OBP: 0.394, SLG: 0.593	1-0 HR	0-1 F8			1-0 G3-1			0-1 G4-3		4	1	1	1	0	0	1											
Omar Vizquel, S (1, 6) OBP: 0.365, SLG: 0.537	0-0 G6-3 1B 2B		0-1 G5-3		2-2 G4-3			0-1 B2		4	1	1	0	0	0	0											
Ellis Burks, R (1, 10) OBP: 0.516, SLG: 0.620	0-1 G6-3		4-0 CS BB		4-2 G3-6-3 BB			0-0 F8		2	0	0	0	2	0	1											
Jim Thome, L (1, 3) OBP: 0.350, SLG: 0.542	0-3 K		1-3 SAFE K		2-2 G3-6-3 1-2			3-1 F8		4	0	0	0	0	2	3											
Travis Fryman, R (1, 5) OBP: 0.283, SLG: 0.375	1-2 FC5-4 1B			1-2 G5-3 1B				2-3 K		4	0	2	1	0	1	0											
Ricky Gutierrez, R (1, 4) OBP: 0.280, SLG: 0.313	0-1 FC5-4			3-2 1B				0-0 P3		4	0	1	0	0	0	1											
Wil Cordero, R (1, 7) OBP: 0.133, SLG: 0.133		2-1 PB 1B		3-2 F9				0-1 F3		3	0	1	0	0	0	2											
Milton Bradley, S (1, 8) OBP: 0.419, SLG: 0.593		2-2 G6-3		0-0 G5-3				0-1 1B		3	0	1	0	0	0	3											
Eddie Pérez, R (1, 2) OBP: 0.417, SLG: 0.583		0-3 K		1-2 F7				2-3 K		3	0	0	0	0	2	2											
Inning Stats	R: 2 E: 0 K: 1 S: 13	H: 3 LOB: 1 BB: 0 P: 15	R: 0 E: 0 K: 1 S: 10	H: 1 LOB: 1 BB: 0 P: 14	R: 0 E: 0 K: 1 S: 5	H: 0 LOB: 0 BB: 1 P: 10	R: 0 E: 0 K: 0 S: 10	H: 2 LOB: 1 BB: 0 P: 17	R: 0 E: 0 K: 0 S: 7	H: 0 LOB: 0 BB: 1 P: 11	R: 0 E: 0 K: 1 S: 9	H: 1 LOB: 1 BB: 0 P: 18	R: 0 E: 0 K: 1 S: 13	H: 0 LOB: 0 BB: 0 P: 16	R: 0 E: 0 K: 1 S: 6	H: 0 LOB: 0 BB: 0 P: 11	1B: 5 2B: 1 3B: 0 HR: 1	SF: 0 SAC: 0 DP: 2 HBP: 0	WP: 0 PB: 1 SB: 0 CS: 1	PA: 33							
PITCHER	IP	WLS	BF	H	R	ER	SO	BB	IBB	HBP	BLK	WP	HR	S	P	ERA	WHIP										
56 Mark Buehrle, L (1, 1) ERA: 1.33	8.0	W	30	7	2	2	4	2	0	0	0	0	1	72	106	2.25	1.125										
Keith Foulke, R (9, 1) ERA: 4.7	1.0		3	0	0	0	1	0	0	0	0	0	0	6	11	0.00	0.000										

Cleveland Indians @ Chicago White Sox
Comiskey Park, Chicago, IL
Wed Apr 17 2002, 8:05 PM EDT
Att. 15,561 - Sunny - 77 F


AB 31
R 2
H 7
RBI 2
BB 2
SO 5
LOB 13



Batter	1	2	3	4	5	6	7	8	9	AB	R	H	RBI	BB	SO	LOB	BOTTOM										
Kenny Lofton, L (1, 8) OBP: 0.484, SLG: 0.491	2-3 K		0-0 1B 1B	0-1 FC8-2		1-2 S 1B		0-0 WP SF8 1B		5	3	3	0	0	1	1											
Ray Durham, S (1, 4) OBP: 0.468, SLG: 0.519	1-3 K		2-1 1B 14 SF9	3-H	2-0 1B	3-2 S 1B		3-2 SF8		4	2	3	4	0	1	0											
Frank Thomas, R (1, 10) OBP: 0.355, SLG: 0.440	0-3 K		1-0 S 1B		4-1 G1-6-3 1B	1-1 F9		1-0 P3		4	0	1	1	1	1	1											
Magglio Ordonez, R (1, 9) OBP: 0.411, SLG: 0.604		1-0 1B	0-3 K		1-2 G1-6-3 1B			0-1 14 CS 1B		4	0	3	1	0	1	2											
14 Paul Konerko, R (1, 3) OBP: 0.328, SLG: 0.441		2-1 F8	1-2 SF9		0-0 G1-6-3			0-2 WP 1B		3	0	1	1	0	0	3											
Jose Valentin, S (1, 5) OBP: 0.259, SLG: 0.420		2-0 P5	4-0 BB		4-0 IBB			2-3 K		2	0	0	0	2	1	2											
Carlos Lee, R (1, 7) OBP: 0.286, SLG: 0.404		0-2 G5-3	2-2 L8		1-2 G3			4-1 FC4 BB		3	0	0	0	1	0	5											
Aaron Rowand, R (9, 7) OBP: 0.667, SLG: 1.333										0	0	0	0	0	0	0											
Sandy Alomar Jr., R (1, 2) OBP: 0.400, SLG: 0.647			1-1 1B BB 1B		0-1 F7			0-0 FC4		4	1	1	0	0	0	2											
Royce Clayton, R (1, 6) OBP: 0.271, SLG: 0.568			4-2 1B BB		0-1 FC8-2 3B			0-0 G1-3		3	1	1	0	1	1	0											
Inning Stats	R: 0 E: 0 K: 3 S: 10	H: 0 LOB: 0 BB: 0 P: 13	R: 0 E: 0 K: 0 S: 7	H: 1 LOB: 1 BB: 0 P: 12	R: 4 E: 0 K: 1 S: 18	H: 4 LOB: 2 BB: 2 P: 33	R: 0 E: 0 K: 0 S: 6	H: 1 LOB: 0 BB: 0 P: 6	R: 1 E: 0 K: 0 S: 11	H: 2 LOB: 2 BB: 2 P: 23	R: 1 E: 0 K: 1 S: 13	H: 2 LOB: 1 BB: 0 P: 21	R: 0 E: 0 K: 1 S: 11	H: 2 LOB: 2 BB: 1 P: 17	R: 1 E: 0 K: 0 S: 8	H: 1 LOB: 0 BB: 0 P: 12	1B: 12 2B: 1 3B: 1 HR: 0	SF: 2 SAC: 0 DP: 2 HBP: 0	WP: 2 PB: 0 SB: 5 CS: 1	PA: 39							
PITCHER	IP	WLS	BF	H	R	ER	SO	BB	IBB	HBP	BLK	WP	HR	S	P	ERA	WHIP										
Danys Baez, R (1, 1) ERA: 5.52	4.0	L	21	7	5	5	4	3	0	0	0	0	0	20	33	5.40	1.800										
Jerrod Riggan, R (5, 1) ERA: 3.12	1.2		8	3	1	1	1	0	1	0	0	0	0	21	32	3.86	1.714										
Mark Wohlers, R (6, 1) ERA: 2.08	2.1		10	3	1	1	1	1	0	0	0	2	0	21	32	3.86	1.714										

Cleveland Indians @ Chicago White Sox
Comiskey Park, Chicago, IL
Wed Apr 17 2002, 8:05 PM EDT
Att. 15,561 - Sunny - 77 F

AB 32
R 7
H 13
RBI 7
BB 5
SO 6
LOB 16



Batter	1	2	3	4	5	6	7	8	9	AB	R	H	RBI	BB	SO	LOB	TOP										
Matt Lawton, L (1, 9) OBP: 0.386, SLG: 0.569	1-1 FC6-4 1B		2-2 G4-3		0-2 G4-3		1-2 G4-6-3			4	0	1	0	0	0	2	Cleveland Indians @ Chicago White Sox Comeriskey Park, Chicago, IL Thu Apr 18 2002, 8:05 PM EDT Att: 13,880 - Cloudy - 86 F										
Omar Vizquel, S (1, 6) John McDonald, R (8, 6) OBP: 0.338, SLG: 0.509 OBP: 0.333, SLG: 0.333	1-1 F9		0-2 G4-3		4-1 BB		3-2 P6			3	0	0	0	1	0	1											
Ellis Burks, R (1, 10) OBP: 0.500, SLG: 0.611	0-1 FC6-4 1-2			0-0 1B SF8 2B	2-2 P5		0-3 K			4	1	1	0	0	1	3											
Jim Thome, L (1, 3) OBP: 0.359, SLG: 0.520	2-2 G1-3			4-2 1B BB	3-3 K		4-2 FC6-4 BB			2	0	0	0	2	1	3											
Travis Fryman, R (1, 5) OBP: 0.263, SLG: 0.346		1-2 G5-3		1-1 F3		2-3 K		1-2 FC6-4 1-2		4	0	0	0	0	1	3											
Ricky Gutierrez, R (1, 4) OBP: 0.278, SLG: 0.327	1-1 1B		1-1 1B	1-1 1B	2-2 F7			0-3 K		4	0	2	0	0	1	0											
Russell Branyan, L (1, 7) OBP: 0.333, SLG: 0.452	2-0 F7		1-2 SF8		1-3 K			4-1 1B BB		2	0	0	1	1	1	1											
Milton Bradley, S (1, 8) OBP: 0.400, SLG: 0.548		3-3 K		3-H 1-0 F7		2-3 K		2-2 G5-4-3 1B		4	0	1	0	0	2	3											
Einar Diaz, R (1, 2) OBP: 0.318, SLG: 0.442			2-2 P6		0-0 G4-3 1B		0-2 G4-6-3 1B		0-2 G5-4-3 1-2	4	0	2	0	0	0	2											
Inning Stats	R: 0 E: 0 K: 0 S: 9	H: 1 LOB: 1 BB: 0 P: 13	R: 0 E: 0 K: 1 S: 10	H: 1 LOB: 1 BB: 0 P: 17	R: 0 E: 0 K: 0 S: 9	H: 0 LOB: 0 BB: 0 P: 13	R: 1 E: 0 K: 0 S: 11	H: 2 LOB: 2 BB: 1 P: 19	R: 0 E: 0 K: 2 S: 12	H: 1 LOB: 0 BB: 0 P: 14	R: 0 E: 0 K: 1 S: 12	H: 1 LOB: 0 BB: 0 P: 15	R: 0 E: 0 K: 1 S: 13	H: 0 LOB: 1 BB: 1 P: 21	R: 0 E: 0 K: 1 S: 11	H: 1 LOB: 1 BB: 1 P: 17		1B: 6 2B: 1 3B: 0 HR: 0	SF: 1 SAC: 0 DP: 2 HBP: 0	WP: 0 PB: 0 SB: 0 CS: 0	PA: 36						
PITCHER	IP	WLS	BF	H	R	ER	SO	BB	IBB	HBP	BLK	WP	HR	S	P	ERA	WHIP										
Todd Ritchie, R (1, 1) ERA: 3.16	7.0	W	28	6	1	1	5	2	0	0	0	0	0	72	112	1.29	1.143										
Gary Glover, R (8, 1) ERA: 2.35	2.0		8	1	0	0	2	2	0	0	0	0	0	24	38	0.00	1.500										

Batter	1	2	3	4	5	6	7	8	9	AB	R	H	RBI	BB	SO	LOB	BOTTOM										
Kenny Lofton, L (1, 8) OBP: 0.485, SLG: 0.541	0-0 SH5-3 1B		0-2 HR	1-3 K			3-1 FC4-6 E 2B 1-2 3-H			4	2	2	2	0	1	2	Cleveland Indians @ Chicago White Sox Comeriskey Park, Chicago, IL Thu Apr 18 2002, 8:05 PM EDT Att: 13,880 - Cloudy - 86 F										
Ray Durham, S (1, 4) OBP: 0.477, SLG: 0.519	1-1 SH5-3		0-2 2B G3-1 1B		1-3 K		1-3 2B BB			2	2	1	0	1	1	0											
Frank Thomas, R (1, 10) OBP: 0.379, SLG: 0.491	4-0 G6-4-3 BB		0-1 G3-1 14 SF8 2B		2-3 K		1-2 1-H 3-H 2B			3	1	2	2	1	1	0											
Magglio Ordonez, R (1, 9) OBP: 0.383, SLG: 0.561	3-1 G6-4-3 1-2		0-0 G3-1		3-2 F8		3-1 L9			4	0	0	1	0	0	4											
14 Paul Konerko, R (1, 3) OBP: 0.323, SLG: 0.484		0-0 HR	1-1 SF8		2-3 K		1-2 G1-3			3	1	1	2	0	1	1											
Jose Valentin, S (1, 5) OBP: 0.241, SLG: 0.389	0-2 F8		1-0 G3-1		2-3 K2-3		1-2 F5			4	0	0	0	0	1	0											
Carlos Lee, R (1, 7) Aaron Rowand, R (9, 7) OBP: 0.393 OBP: 0.667, SLG: 1.333	1-1 L8			1-0 SH1-3 1B		3-2 P6		0-0 F7		4	0	1	0	0	0	0											
Mark Johnson, L (1, 2) OBP: 0.417, SLG: 0.381	1-0 2B			2-0 SH1-3			4-1 SH FC4-6 BB		0-2 F7	2	1	1	0	1	0	0											
Royce Clayton, R (1, 6) OBP: 0.260, SLG: 0.543	2-2 G6-3			3-2 L4			0-0 SH FC4-6			2	0	0	0	0	0	2											
Inning Stats	R: 0 E: 0 K: 0 S: 5	H: 1 LOB: 1 BB: 1 P: 13	R: 1 E: 0 K: 0 S: 11	H: 2 LOB: 1 BB: 0 P: 15	R: 3 E: 0 K: 0 S: 12	H: 3 LOB: 0 BB: 0 P: 14	R: 0 E: 0 K: 1 S: 10	H: 1 LOB: 1 BB: 0 P: 17	R: 0 E: 0 K: 2 S: 10	H: 0 LOB: 0 BB: 0 P: 16	R: 0 E: 0 K: 2 S: 10	H: 0 LOB: 0 BB: 0 P: 17	R: 3 E: 2 K: 0 S: 18	H: 1 LOB: 1 BB: 2 P: 34	R: 0 E: 0 K: 0 S: 7	H: 0 LOB: 0 BB: 0 P: 8		1B: 3 2B: 3 3B: 0 HR: 2	SF: 1 SAC: 3 DP: 1 HBP: 0	WP: 0 PB: 0 SB: 0 CS: 0	PA: 35						
PITCHER	IP	WLS	BF	H	R	ER	SO	BB	IBB	HBP	BLK	WP	HR	S	P	ERA	WHIP										
Bartolo Colon, R (1, 1) ERA: 4.28	6.1	L	29	7	7	6	5	3	0	0	0	0	0	65	110	8.53	1.579										
David Riske, R (7, 1) ERA:	0.2		3	1	0	0	0	0	0	0	0	0	0	11	16	0.00	1.500										
Paul Shuey, R (8, 1) ERA:	1.0		3	0	0	0	0	0	0	0	0	0	0	7	8	0.00	0.000										

AB	31
R	1
H	7
RBI	1
BB	4
SO	7
LOB	18


AB	28
R	7
H	8
RBI	7
BB	3
SO	5
LOB	9



Batter	1	2	3	4	5	6	7	8	9	AB	R	H	RBI	BB	SO	LOB	TOP																				
Matt Lawton, L OBP: 0.405, SLG: 0.574 (1, 9)	F7			G6-4-3 1B			HR 1B		1B HBP BB	3	2	2	0	1	0	0	Cleveland Indians @ Minnesota Twins Hubert H. Humphrey Metrodome, Minneapolis, MN Fri Apr 19 2002, 8:05 PM EDT Att: 23,491 - Dome - 72 F																				
Ricky Gutierrez, R OBP: 0.276, SLG: 0.309 (1, 4)	G5-3			K			F8		1B HBP	3	0	0	0	0	1	2																					
Ellis Burks, R OBP: 0.500, SLG: 0.655 (1, 10)	G6-3			G6-4-3 1-2			HR		1B 1B	4	1	2	2	0	0	1																					
Jim Thome, L OBP: 0.348, SLG: 0.500 Wil Cordero, R OBP: 0.176, SLG: 0.176 (7, PH) (7, 3)		K			F7		K		1-2 2-3 3-H 1B	2	0	0	0	0	1	0																					
Travis Fryman, R OBP: 0.246, SLG: 0.321 (1, 5)	F8				K		F7		F3	4	0	0	0	0	1	3																					
Russell Branyan, L OBP: 0.302, SLG: 0.400 (1, 7)	K				F7				K	4	0	0	0	0	2	3																					
Milton Bradley, S OBP: 0.410, SLG: 0.571 (1, 8)				L3			G5-4-3 1B		F7	4	0	2	0	0	0	3																					
Einar Diaz, R OBP: 0.298, SLG: 0.413 (1, 2)				G6-3			G5-4-3 1-2		F5	3	0	0	0	0	0	2																					
John McDonald, R OBP: 0.250, SLG: 0.250 (1, 6)				K			F3		F7	3	0	0	0	0	1	1																					
Inning Stats	R: 0 H: 0 E: 0 K: 0 S: 12	H: 0 LOB: 0 BB: 0 P: 19	R: 0 H: 0 E: 0 K: 2 S: 11	H: 0 LOB: 0 BB: 0 P: 14	R: 0 H: 0 E: 0 K: 1 S: 9	H: 0 LOB: 0 BB: 0 P: 13	R: 0 H: 1 E: 0 K: 1 S: 8	H: 0 LOB: 0 BB: 0 P: 12	R: 0 H: 1 E: 0 K: 0 S: 6	H: 1 LOB: 0 BB: 0 P: 8	R: 2 H: 2 E: 0 K: 1 S: 11	H: 2 LOB: 0 BB: 0 P: 17	R: 0 H: 1 E: 0 K: 0 S: 6	H: 1 LOB: 1 BB: 0 P: 9	R: 1 H: 2 E: 0 K: 1 S: 9	H: 2 LOB: 3 BB: 1 P: 20	1B: 5 2B: 1 3B: 0 HR: 1	SF: 0 SAC: 0 DP: 2 HBP: 1	WP: 0 PB: 0 SB: 0 CS: 0	PA: 34																	
PITCHER	IP	WLS	BF	H	R	ER	SO	BB	IBB	HBP	BLK	WP	HR	S	P	ERA	WHIP	PITCHER		IP	WLS	BF	H	R	ER	SO	BB	IBB	HBP	BLK	WP	HR	S	P	ERA	WHIP	
Kyle Lohse, R ERA: 7.36 (1, 1)	7.0	W	23	4	2	2	6	0	0	0	0	0	1	63	92	2.57	0.571			7.0	W	23	4	2	2	6	0	0	0	0	0	0	1	63	92	2.57	0.571
Bob Wells, R ERA: 7.45 (8, 1)	1.0		4	1	0	0	0	0	0	0	0	0	0	6	9	0.00	1.000			1.0		4	1	0	0	0	0	0	0	0	0	6	9	0.00	1.000		
Michael Jackson, R ERA: 1.29 (9, 1)	1.0		7	2	1	1	1	1	0	1	0	0	0	9	20	9.00	3.000			1.0		7	2	1	1	1	1	0	1	0	9	20	9.00	3.000			

Batter	1	2	3	4	5	6	7	8	9	AB	R	H	RBI	BB	SO	LOB	BOTTOM																			
Jacque Jones, L OBP: 0.425, SLG: 0.609 (1, 7)	G6-3 3B		K	G3-1	1B		K			5	1	2	0	0	2	1	Cleveland Indians @ Minnesota Twins Hubert H. Humphrey Metrodome, Minneapolis, MN Fri Apr 19 2002, 8:05 PM EDT Att: 23,491 - Dome - 72 F																			
Cristian Guzman, S OBP: 0.284, SLG: 0.271 (1, 6)	G6-3		K2-3		1B				F5	5	1	1	1	0	1	1																				
Doug Mientkiewicz, L OBP: 0.389, SLG: 0.422 (1, 3)	K			BB 1B 2B	F7		BB		1B	4	1	2	0	1	1	1																				
Torii Hunter, R OBP: 0.405, SLG: 0.642 Dustan Mohr, R OBP: 0.393, SLG: 0.568 (8, 9)	F8			BB 1B	1B 2B		F7		K	4	2	2	1	0	0	1																				
Corey Koskie, L OBP: 0.425, SLG: 0.458 (1, 5)			FC6-5 2B	BB 1B	1B E BB		F5		K	3	2	1	0	2	1	2																				
Brian Buchanan, R OBP: 0.394, SLG: 0.727 (1, 10)	F5			1H 2H 3H 2B	HR 1B		L6			4	2	2	3	0	0	2																				
Bobby Kielty, S OBP: 0.333, SLG: 0.619 (8, 8)	FC6-5			SH3 2B	HR 1B		K			4	1	2	2	0	1	1																				
Tom Prince, R OBP: 0.357, SLG: 0.769 (1, 2)	K			SH3	HR		HR			3	2	2	4	0	1	1																				
Jay Canizaro, R OBP: 0.200, SLG: 0.217 (1, 4)			L7	G6-3	G5-3		G6-3			4	0	0	0	0	0	1																				
Inning Stats	R: 1 H: 1 E: 0 K: 1 S: 10	H: 1 LOB: 0 BB: 0 P: 14	R: 0 H: 1 E: 0 K: 1 S: 10	H: 1 LOB: 1 BB: 0 P: 14	R: 0 H: 0 E: 0 K: 2 S: 7	H: 0 LOB: 0 BB: 0 P: 12	R: 4 H: 4 E: 0 K: 0 S: 15	H: 4 LOB: 1 BB: 1 P: 27	R: 6 H: 6 E: 1 K: 0 S: 24	H: 6 LOB: 1 BB: 1 P: 41	R: 0 H: 0 E: 0 K: 0 S: 10	H: 0 LOB: 1 BB: 1 P: 19	R: 1 H: 1 E: 0 K: 2 S: 10	H: 1 LOB: 0 BB: 0 P: 16	R: 0 H: 1 E: 0 K: 2 S: 12	H: 1 LOB: 1 BB: 0 P: 18	1B: 7 2B: 4 3B: 1 HR: 2	SF: 0 SAC: 1 DP: 0 HBP: 0	WP: 0 PB: 0 SB: 0 CS: 0	PA: 41																
PITCHER	IP	WLS	BF	H	R	ER	SO	BB	IBB	HBP	BLK	WP	HR	S	P	ERA	WHIP	PITCHER		IP	WLS	BF	H	R	ER	SO	BB	IBB	HBP	BLK	WP	HR	S	P	ERA	WHIP
CC Sabathia, L ERA: 5.32 (1, 1)	4.1	L	23	8	8	8	4	2	0	0	0	0	0	53	85	16.61	2.308			4.1	L	23	8	8	8	4	2	0	0	0	0	0	53	85	16.61	2.308
Jerrod Riggan, R ERA: 5.53 (5, 1)	1.2		10	4	3	3	0	1	0	0	0	0	1	23	42	16.20	3.000			1.2		10	4	3	3	0	1	0	0	0	1	23	42	16.20	3.000	
Charles Nagy, R ERA: 2.25 (7, 1)	1.0		4	1	1	1	2	0	0	0	0	0	1	10	16	9.00	1.000			1.0		4	1	1	1	2	0	0	0	0	1	10	16	9.00	1.000	
Bob Wickman, R ERA: 3.18 (8, 1)	1.0		4	1	0	0	2	0	0	0	0	0	0	12	18	0.00	1.000			1.0		4	1	0	0	2	0	0	0	0	12	18	0.00	1.000		

AB 32
R 3
H 7
RBI 3
BB 1
SO 7
LOB 15



AB 37
R 12
H 14
RBI 11
BB 3
SO 8
LOB 12



Batter	1	2	3	4	5	6	7	8	9	AB	R	H	RBI	BB	SO	LOB	TOP				
Matt Lawton, L OBP: 0.390, SLG: 0.529 (1, 9) C	F8		F8		F9			FC4-6 BB		3	0	0	0	1	0	1	Cleveland Indians @ Minnesota Twins Hubert H. Humphrey Metrodome, Minneapolis, MN Sun Apr 21 2002, 2:05 PM EDT Att: 22,264 - Dome - 72 F livebaseballscorecards.com				
Omar Vizquel, S OBP: 0.347, SLG: 0.484 (1, 6) B	FC5-4 1B			K		F7		P3		4	0	1	0	0	1	1					
Ellis Burks, R OBP: 0.462, SLG: 0.591 (1, 10) B	FC5-4 1-2			E4 HR				FC4-6 1-2		4	1	1	0	0	0	2					
Jim Thome, L OBP: 0.324, SLG: 0.500 (1, 3) B	F8					F7		K		4	1	1	2	0	1	3					
Travis Fryman, R OBP: 0.288, SLG: 0.339 (1, 5) C		FC6-4 1B								2	0	2	0	2	0	0					
Ricky Gutierrez, R OBP: 0.288, SLG: 0.306 (1, 4) B	FC6-4 1-2	G4-6-3		K		G5-3				4	0	0	0	0	2	5					
Milton Bradley, S OBP: 0.362, SLG: 0.558 (1, 8) S		G4-6-3 1-2								4	0	0	0	0	0	3					
Russell Bryanan, L OBP: 0.327, SLG: 0.415 Wil Cordero, R OBP: 0.222, SLG: 0.222 (9, PH)			K							3	0	2	0	0	1	0					
Einar Diaz, R OBP: 0.264, SLG: 0.365 Brady Anderson, L OBP: 0.359, SLG: 0.310 Eddie Pérez, R OBP: 0.357, SLG: 0.500 (7, 2)			F7							1	0	1	0	0	0	0					
Inning Stats	R: 0 E: 1 K: 0 S: 9	H: 1 LOB: 1 BB: 0 P: 13	R: 0 E: 0 K: 0 S: 7	H: 1 LOB: 0 BB: 0 P: 10	R: 0 E: 0 K: 1 S: 6	H: 0 LOB: 0 BB: 0 P: 11	R: 2 E: 1 K: 2 S: 15	H: 1 LOB: 1 BB: 1 P: 25	R: 0 E: 0 K: 0 S: 5	H: 1 LOB: 2 BB: 1 P: 22	R: 0 E: 0 K: 0 S: 5	H: 1 LOB: 0 BB: 0 P: 9	R: 0 E: 0 K: 1 S: 11	H: 0 LOB: 1 BB: 0 P: 21	R: 0 E: 0 K: 1 S: 18	H: 2 LOB: 2 BB: 0 P: 23		1B: 7 2B: 0 3B: 0 HR: 1	SF: 0 SAC: 0 DP: 2 HBP: 0	WP: 0 PB: 0 SB: 0 CS: 1	PA: 36
PITCHER	IP	WLS	BF	H	R	ER	SO	BB	IBB	HBP	BLK	WP	HR	S	P	ERA	WHIP				
Rick Reed, R ERA: 4.58 J.C. Romero, L ERA: Eddie Guardado, L ERA: 1.8	(1, 1) (7, 1) (9, 1)	6.1 1.2 1.0	W H S	26 5 5	6 0 2	2 0 0	3 1 1	2 1 0	0 0 0	0 0 0	0 0 0	0 0 0	1 12 18	57 23 23	97 23 23	1.42 0.00 0.00	1.263 0.600 2.000				

Batter	1	2	3	4	5	6	7	8	9	AB	R	H	RBI	BB	SO	LOB	BOTTOM				
Jacque Jones, L OBP: 0.404, SLG: 0.584 (1, 7) F	K	G4-3				K				5	0	2	1	0	2	2	Cleveland Indians @ Minnesota Twins Hubert H. Humphrey Metrodome, Minneapolis, MN Sun Apr 21 2002, 2:05 PM EDT Att: 22,264 - Dome - 72 F livebaseballscorecards.com				
Cristian Guzman, S OBP: 0.247, SLG: 0.253 (1, 6) C	G6-3		K			G6-3		K		5	0	1	0	0	2	3					
Doug Mientkiewicz, L OBP: 0.389, SLG: 0.443 (1, 3) F	1B BB		P5							3	0	0	0	1	1	2					
Torii Hunter, R OBP: 0.439, SLG: 0.689 (1, 8) X										4	0	3	0	0	0	0					
Corey Koskie, L OBP: 0.407, SLG: 0.433 (1, 5) B	1B		K			G4-3		G4-3		4	0	1	0	0	1	2					
Brian Buchanan, R OBP: 0.400, SLG: 0.857 (1, 10) S	K									3	2	1	1	1	2	4					
Dustan Mohr, R OBP: 0.382, SLG: 0.549 (1, 9) C		K2-3						K		4	1	1	0	0	2	0					
Tom Prince, R OBP: 0.412, SLG: 0.813 (1, 2) X		E1 1B						K		3	0	2	0	0	1	0					
Denny Hocking, S OBP: 0.219, SLG: 0.207 (1, 4) C										3	1	2	2	0	1	1					
Inning Stats	R: 0 E: 0 K: 2 S: 14	H: 2 LOB: 3 BB: 1 P: 24	R: 0 E: 1 K: 2 S: 10	H: 1 LOB: 1 BB: 0 P: 13	R: 0 E: 0 K: 2 S: 10	H: 1 LOB: 1 BB: 0 P: 14	R: 3 E: 0 K: 0 S: 14	H: 4 LOB: 1 BB: 1 P: 25	R: 1 E: 0 K: 0 S: 9	H: 1 LOB: 0 BB: 0 P: 12	R: 0 E: 0 K: 1 S: 8	H: 1 LOB: 1 BB: 0 P: 14	R: 0 E: 0 K: 2 S: 10	H: 1 LOB: 1 BB: 0 P: 16	R: 0 E: 0 K: 3 S: 13	H: 2 LOB: 2 BB: 0 P: 15		1B: 9 2B: 3 3B: 0 HR: 1	SF: 0 SAC: 2 DP: 1 HBP: 0	WP: 0 PB: 0 SB: 2 CS: 0	PA: 38
PITCHER	IP	WLS	BF	H	R	ER	SO	BB	IBB	HBP	BLK	WP	HR	S	P	ERA	WHIP				
Chuck Finley, L ERA: 7.9 Ricardo Rincon, L ERA: 2.57 David Riske, R ERA:	(1, 1) (7, 1) (7, 1)	6.0 0.2 1.1	L 3 6	10 1 2	4 0 0	4 0 0	7 1 4	2 0 0	0 0 0	0 0 0	0 0 0	0 0 0	0 6 17	65 11 20	102 11 20	6.00 0.00 0.00	2.000 1.500 1.500				



Batter	1	2	3	4	5	6	7	8	9	AB	R	H	RBI	BB	SO	LOB	TOP										
Kenny Lofton, L OBP: 0.471, SLG: 0.507	4-0 CS BB		1-3 K			2-2 G5-4-3 1-2 1B		2-1 F8		3	0	1	0	1	1	1	Chicago White Sox @ Cleveland Indians Jacobs Field, Cleveland, OH Mon Apr 22 2002, 7:05 PM EDT Att: 24,519 - Cloudy - 40 F										
Ray Durham, S OBP: 0.459, SLG: 0.492	1-3 K			1-2 G4-3		1-0 G5-4-3		4-2 BB		3	0	0	0	1	1	3											
Frank Thomas, R OBP: 0.381, SLG: 0.515	3-3 K			2-1 F8			2-2 G1-3	2-3 K		4	0	0	0	0	2	2											
Magglio Ordonez, R OBP: 0.385, SLG: 0.569		1-3 K		2-2 F8			0-1 G6-3		2-1 G6-3	4	0	0	0	0	1	0											
14 Paul Konerko, R OBP: 0.354, SLG: 0.526		2-1 L9			1-1 G5-3		4-2 HR BB		3-1 PB 1B	3	1	1	0	1	0	0											
Jose Valentin, S OBP: 0.280, SLG: 0.514		3-2 E3			0-2 G4-3		2-1 HR BB		0-3 K	4	1	1	2	0	1	1											
Carlos Lee, R OBP: 0.260, SLG: 0.382		2-3 K			3-3 K		1-2 F8		3-3 K	4	0	0	0	0	3	2											
Sandy Alomar Jr., R OBP: 0.405, SLG: 0.659			0-0 G5-4-3 1B			3-2 1B		0-1 F9		3	0	2	0	0	0	0											
Royce Clayton, R OBP: 0.250, SLG: 0.458			2-1 G5-4-3			2-3 K		0-2 BB 1B		3	0	1	0	0	1	2											
Inning Stats	R: 0 E: 0 K: 2 S: 6	H: 0 LOB: 0 BB: 1 P: 14	R: 0 E: 1 K: 2 S: 12	H: 0 LOB: 1 BB: 0 P: 20	R: 0 E: 0 K: 1 S: 6	H: 1 LOB: 0 BB: 0 P: 9	R: 0 E: 0 K: 0 S: 8	H: 0 LOB: 0 BB: 0 P: 13	R: 0 E: 0 K: 1 S: 11	H: 0 LOB: 0 BB: 0 P: 15	R: 0 E: 0 K: 1 S: 12	H: 2 LOB: 1 BB: 0 P: 20	R: 2 E: 0 K: 0 S: 12	H: 1 LOB: 0 BB: 1 P: 21	R: 0 E: 0 K: 1 S: 15	H: 1 LOB: 2 BB: 1 P: 23		R: 0 E: 0 K: 2 S: 10	H: 1 LOB: 1 BB: 0 P: 18	1B: 5 2B: 0 3B: 0 HR: 1	SF: 0 SAC: 0 DP: 2 HBP: 0	WP: 0 PB: 1 CS: 0	PA: 34				
PITCHER	IP	WLS	BF	H	R	ER	SO	BB	IBB	HBP	BLK	WP	HR	S	P	ERA	WHIP										
Danys Baez, R ERA: 4.05	5.1	W	19	3	0	0	7	1	0	0	0	0	0	54	89	0.00	0.750										
Ricardo Rincon, L ERA: 2.35	0.2	H	1	0	0	0	0	0	0	0	0	0	0	1	2	0.00	0.000										
David Riske, R ERA: 2.08	1.0	S	5	1	2	2	0	1	0	0	0	0	0	1	21	18.00	2.000										
Paul Shuey, R ERA: 2.7	1.0	H	5	1	0	0	1	1	0	0	0	0	0	15	23	0.00	2.000										
Bob Wickman, R ERA: 2.7	1.0	S	4	1	0	0	2	0	0	0	0	0	0	10	18	0.00	1.000										

Batter	1	2	3	4	5	6	7	8	9	AB	R	H	RBI	BB	SO	LOB	BOTTOM										
Matt Lawton, L OBP: 0.384, SLG: 0.507	1-2 P4		0-1 G6-3			2-0 F3		4-2 PO BB		3	0	0	0	1	0	0	Chicago White Sox @ Cleveland Indians Jacobs Field, Cleveland, OH Mon Apr 22 2002, 7:05 PM EDT Att: 24,519 - Cloudy - 40 F										
Omar Vizquel, S OBP: 0.355, SLG: 0.485	3-2 G5-3			1-1 2B 1B	1-2 S 1B		0-0 PO	0-0 F7		4	0	2	0	0	0	0											
Ellis Burks, R OBP: 0.463, SLG: 0.600	1-2 G6-3			0-0 G3 HR 2B	2-2 G4-3			0-0 BB 1B		4	1	2	0	0	0	1											
Jim Thome, L OBP: 0.308, SLG: 0.469		0-3 K		0-1 G3		2-1 G4-3		2-3 K		4	0	0	0	0	2	2											
Travis Fryman, R OBP: 0.300, SLG: 0.387		3-2 G5-3		3-0 HR		3-3 K		4-1 FC4-6 BB		3	1	1	2	1	1	0											
Ricky Gutierrez, R OBP: 0.300, SLG: 0.318		2-1 1B		2-1 G1-3		1-1 FC5-4 1B		0-2 FC4-6		4	0	2	0	0	0	2											
Milton Bradley, S OBP: 0.360, SLG: 0.533		1-1 G1-3			4-2 HR BB	0-0 FC5-4		1-2 1B		2	1	0	0	1	0	2											
Russell Branyan, L OBP: 0.327, SLG: 0.477			1-3 K		0-2 HR		3-3 K			3	1	1	2	0	2	0											
Eddie Pérez, R OBP: 0.294, SLG: 0.412			1-3 K		2-1 G5-3		1-0 F7			3	0	0	0	0	1	0											
Inning Stats	R: 0 E: 0 K: 0 S: 9	H: 0 LOB: 0 BB: 0 P: 14	R: 0 E: 0 K: 1 S: 10	H: 1 LOB: 1 BB: 0 P: 16	R: 0 E: 0 K: 2 S: 9	H: 0 LOB: 0 BB: 0 P: 11	R: 2 E: 0 K: 0 S: 8	H: 3 LOB: 0 BB: 0 P: 14	R: 2 E: 0 K: 0 S: 15	H: 2 LOB: 1 BB: 1 P: 26	R: 0 E: 0 K: 1 S: 8	H: 1 LOB: 0 BB: 0 P: 14	R: 0 E: 0 K: 1 S: 8	H: 0 LOB: 0 BB: 1 P: 16	R: 0 E: 0 K: 1 S: 10	H: 1 LOB: 2 BB: 1 P: 16		R: 0 E: 0 K: 2 S: 9	H: 1 LOB: 1 BB: 0 P: 18	1B: 5 2B: 1 3B: 0 HR: 2	SF: 0 SAC: 0 DP: 0 HBP: 0	WP: 0 PB: 1 CS: 0	PA: 34				
PITCHER	IP	WLS	BF	H	R	ER	SO	BB	IBB	HBP	BLK	WP	HR	S	P	ERA	WHIP										
56 Mark Buehrle, L ERA: 2.12	7.0	L	28	7	4	4	5	2	0	0	0	0	0	67	111	5.14	1.286										
Gary Glover, R ERA: 2.08	1.0	S	5	1	0	0	1	1	0	0	0	0	0	10	16	0.00	2.000										

AB	31
R	2
H	6
RBI	2
BB	3
SO	10
LOB	11



Batter	1	2	3	4	5	6	7	8	9	AB	R	H	RBI	BB	SO	LOB	TOP				
Kenny Lofton, L OBP: 0.467, SLG: 0.494 (1, 8)	F5		G5-4-3 BB		F7		K		FC6-4 1B	4	0	1	0	1	1	0	Chicago White Sox @ Cleveland Indians Jacobs Field, Cleveland, OH Tue Apr 23 2002, 7:05 PM EDT Att: 25,284 - Sunny - 45 F				
Ray Durham, S OBP: 0.456, SLG: 0.485 (1, 4)	G6-3 1B		G5-4-3		1B		G4-3		FC6-4 WP 1B	5	1	2	0	0	0	2					
Frank Thomas, R OBP: 0.382, SLG: 0.500 (1, 10)	G6-3			P6	BB				G6-3 1B	4	0	1	0	1	0	1					
Magglio Ordonez, R OBP: 0.398, SLG: 0.579 (1, 9)	G3-1			F7	BB				14 1B	4	1	2	1	1	0	1					
14 Paul Konerko, R OBP: 0.368, SLG: 0.524 (1, 3)		1B		1B 2B	BB				F8 1B	4	2	2	1	1	0	5					
Jose Valentin, S OBP: 0.291, SLG: 0.514 (1, 5)	F7			2B E	1B				G4-3 1B	4	1	2	0	0	0	1					
Carlos Lee, R Aaron Rowand, R OBP: 0.667, SLG: 1.333 (8, 7)	F8			E9 1-H 2-H	2B				G4-3 2B	4	0	2	1	0	0	3					
Mark Johnson, L OBP: 0.371, SLG: 0.333 (1, 2)	P3			K					G4-3 2B	4	0	1	1	0	1	3					
Royce Clayton, R OBP: 0.250, SLG: 0.435 (1, 6)			BB						G4-3 F7	3	0	0	0	1	0	0					
Inning Stats	R: 0 E: 0 K: 0 S: 16	H: 1 LOB: 1 BB: 0 P: 24	R: 0 E: 0 K: 0 S: 7	H: 1 LOB: 1 BB: 0 P: 12	R: 0 E: 0 K: 0 S: 6	H: 0 LOB: 0 BB: 2 P: 16	R: 2 E: 1 K: 1 S: 14	H: 2 LOB: 1 BB: 1 P: 25	R: 0 E: 0 K: 0 S: 15	H: 2 LOB: 3 BB: 1 P: 24	R: 0 E: 0 K: 1 S: 5	H: 0 LOB: 0 BB: 0 P: 6	R: 2 E: 0 K: 0 S: 11	H: 4 LOB: 2 BB: 0 P: 16	R: 1 E: 0 K: 0 S: 14	H: 2 LOB: 2 BB: 1 P: 27	1B: 9 2B: 4 3B: 0 HR: 0	SF: 0 SAC: 0 DP: 1 HBP: 0	WP: 1 PB: 0 CS: 0	PA: 41	
PITCHER	IP	WLS	BF	H	R	ER	SO	BB	IBB	HBP	BLK	WP	HR	S	P	ERA	WHIP				
Bartolo Colon, R ERA: 3.78 (1, 1)	6.0	L	26	7	2	1	1	4	0	0	0	0	0	66	112	1.50	1.833				
Mark Wohlers, R ERA: 4.09 (7, 1)	2.0		9	4	2	2	1	0	0	0	0	0	0	16	22	9.00	2.000				
Jerrod Riggan, R ERA: 5.56 (9, 1)	1.0		6	2	1	1	0	1	0	0	0	1	0	14	27	9.00	3.000				

AB	36
R	5
H	13
RBI	4
BB	5
SO	2
LOB	16



Batter	1	2	3	4	5	6	7	8	9	AB	R	H	RBI	BB	SO	LOB	BOTTOM				
Matt Lawton, L OBP: 0.378, SLG: 0.493 (1, 9)	F8		K			G6-3			1B S	4	0	1	0	0	1	0	Chicago White Sox @ Cleveland Indians Jacobs Field, Cleveland, OH Tue Apr 23 2002, 7:05 PM EDT Att: 25,284 - Sunny - 45 F				
Omar Vizquel, S OBP: 0.338, SLG: 0.457 (1, 6)	F7			G4-3		F8			F9 1B	4	0	0	0	0	0	1					
Ellis Burks, R OBP: 0.453, SLG: 0.581 (1, 10)	G6-3			F8					BB 1B	4	0	1	0	0	1	0					
Jim Thome, L OBP: 0.329, SLG: 0.515 (1, 3)		HR		BB					G6-4-3 BB	2	1	1	1	2	1	0					
Travis Fryman, R OBP: 0.297, SLG: 0.379 (1, 5)		G5-4-3 1B		K					G6-4-3	4	0	1	0	0	2	4					
Ricky Gutierrez, R OBP: 0.288, SLG: 0.304 (1, 4)		G5-4-3			G4-3				G6-3	3	0	0	0	0	0	1					
Milton Bradley, S OBP: 0.358, SLG: 0.521 (1, 8)		G4-3			L7				1B	3	0	1	0	0	0	0					
Russell Branyan, L OBP: 0.309, SLG: 0.447 (1, 7)			K			K			K	3	0	0	0	0	3	1					
Eddie Pérez, R OBP: 0.250, SLG: 0.350 (1, 2)		G6-3				P3			L5	3	0	0	0	0	0	1					
Inning Stats	R: 0 E: 0 K: 0 S: 10	H: 0 LOB: 0 BB: 0 P: 16	R: 1 E: 0 K: 0 S: 13	H: 2 LOB: 0 BB: 0 P: 18	R: 0 E: 0 K: 2 S: 9	H: 0 LOB: 0 BB: 0 P: 12	R: 0 E: 0 K: 1 S: 9	H: 0 LOB: 1 BB: 1 P: 20	R: 0 E: 0 K: 0 S: 4	H: 0 LOB: 0 BB: 0 P: 8	R: 0 E: 0 K: 3 S: 9	H: 0 LOB: 0 BB: 0 P: 15	R: 0 E: 0 K: 1 S: 10	H: 1 LOB: 1 BB: 0 P: 13	R: 0 E: 0 K: 0 S: 15	H: 2 LOB: 2 BB: 1 P: 25	1B: 4 2B: 0 3B: 0 HR: 1	SF: 0 SAC: 0 DP: 2 HBP: 0	WP: 0 PB: 0 CS: 0	PA: 32	
PITCHER	IP	WLS	BF	H	R	ER	SO	BB	IBB	HBP	BLK	WP	HR	S	P	ERA	WHIP				
Todd Ritchie, R ERA: 2.67 (1, 1)	8.0	W	27	3	1	1	8	1	0	0	0	0	0	70	112	1.12	0.500				
Keith Foulke, R ERA: 3.39 (9, 1)	1.0		5	2	0	0	0	1	0	0	0	0	0	15	25	0.00	3.000				

AB	30
R	1
H	5
RBI	1
BB	2
SO	8
LOB	8



Batter	1	2	3	4	5	6	7	8	9	AB	R	H	RBI	BB	SO	LOB	TOP					
Ray Durham, S OBP: 0.452, SLG: 0.486 (1, 4)	F8		K																			
Tony Graffanino, R OBP: 0.478, SLG: 0.579 (1, 5)	HR		BB																			
Frank Thomas, R OBP: 0.394, SLG: 0.526 (1, 10)	K		BB																			
Magglio Ordonez, R OBP: 0.386, SLG: 0.593 (1, 9)	HR		K																			
14 Paul Konerko, R OBP: 0.380, SLG: 0.558 (1, 3)	G6-3																					
Carlos Lee, R OBP: 0.288, SLG: 0.429 (1, 7)			K																			
Sandy Alomar Jr., R OBP: 0.391, SLG: 0.636 (1, 2)	F7																					
Aaron Rowand, R OBP: 0.286, SLG: 0.571 (1, 8)	F8																					
Royce Clayton, R OBP: 0.236, SLG: 0.409 (1, 6)			K																			
Inning Stats	R: 2 E: 0 K: 1 S: 14	H: 1 LOB: 0 BB: 1 P: 23	R: 0 E: 0 K: 1 S: 10	H: 0 LOB: 0 BB: 0 P: 17	R: 0 E: 0 K: 3 S: 14	H: 0 LOB: 2 BB: 2 P: 26	R: 2 E: 0 K: 0 S: 8	H: 2 LOB: 0 BB: 0 P: 11	R: 2 E: 1 K: 0 S: 15	H: 3 LOB: 2 BB: 1 P: 29	R: 0 E: 0 K: 0 S: 6	H: 0 LOB: 0 BB: 0 P: 8	R: 0 E: 0 K: 1 S: 9	H: 0 LOB: 1 BB: 0 P: 13	R: 0 E: 0 K: 1 S: 9	H: 1 LOB: 1 BB: 0 P: 11	R: 3 E: 0 K: 0 S: 18	H: 3 LOB: 1 BB: 1 P: 27	1B: 4 2B: 2 3B: 2 HR: 2	SF: 1 SAC: 0 DP: 0 HBP: 0	WP: 1 PB: 0 CS: 0	PA: 42
PITCHER	IP	WLS	BF	H	R	ER	SO	BB	IBB	HBP	BLK	WP	HR	S	P	ERA	WHIP					
CC Sabathia, L ERA: 6.43 (1, 1)	4.1	L	23	6	6	6	5	4	0	0	0	0	2	57	98	12.46	2.308					
Chad Paronto, R ERA: (5, 1)	2.2		8	0	0	0	0	0	0	0	0	0	0	19	29	0.00	0.000					
David Riske, R ERA: 4.35 (8, 1)	1.2		10	4	3	3	1	1	0	0	0	1	0	24	34	16.20	3.000					
Charles Nagy, R ERA: 2.16 (9, 1)	0.1		1	0	0	0	0	0	0	0	0	0	0	3	4	0.00	0.000					

Chicago White Sox @ Cleveland Indians
Jacobs Field, Cleveland, OH
Wed Apr 24 2002, 7:05 PM EDT
Att: 25,935 - Sunny - 67 F

AB 36
R 9
H 10
RBI 7
BB 5
SO 6
LOB 11



Batter	1	2	3	4	5	6	7	8	9	AB	R	H	RBI	BB	SO	LOB	BOTTOM					
Matt Lawton, L OBP: 0.379, SLG: 0.481 (1, 9)	G3																					
Omar Vizquel, S OBP: 0.325, SLG: 0.440 (1, 6)	G3																					
Ellis Burks, R OBP: 0.440, SLG: 0.564 (1, 10)	P6		K																			
Jim Thome, L OBP: 0.333, SLG: 0.500 (1, 3)	E		G4-3																			
Travis Fryman, R OBP: 0.278, SLG: 0.352 (1, 5)	E5		G5-3																			
Ricky Gutierrez, R OBP: 0.299, SLG: 0.306 (1, 4)	K																					
Milton Bradley, S OBP: 0.368, SLG: 0.510 (1, 8)			K																			
Russell Branyan, L OBP: 0.305, SLG: 0.431 (1, 7)																						
Eddie Pérez, R OBP: 0.261, SLG: 0.348 Brady Anderson, L (8, PH) Einar Diaz, R (9, 2)	P4																					
Inning Stats	R: 1 E: 1 K: 1 S: 15	H: 0 LOB: 2 BB: 2 P: 32	R: 0 E: 0 K: 1 S: 7	H: 1 LOB: 0 BB: 0 P: 10	R: 0 E: 0 K: 1 S: 9	H: 1 LOB: 1 BB: 0 P: 14	R: 0 E: 0 K: 0 S: 5	H: 0 LOB: 0 BB: 0 P: 7	R: 0 E: 0 K: 0 S: 5	H: 0 LOB: 0 BB: 0 P: 6	R: 0 E: 0 K: 1 S: 14	H: 2 LOB: 3 BB: 1 P: 23	R: 1 E: 0 K: 0 S: 15	H: 2 LOB: 1 BB: 0 P: 25	R: 0 E: 0 K: 1 S: 19	H: 1 LOB: 3 BB: 1 P: 34	R: 0 E: 0 K: 2 S: 13	H: 1 LOB: 1 BB: 0 P: 21	1B: 8 2B: 0 3B: 0 HR: 0	SF: 1 SAC: 0 DP: 0 HBP: 1	WP: 0 PB: 0 CS: 0	PA: 41
PITCHER	IP	WLS	BF	H	R	ER	SO	BB	IBB	HBP	BLK	WP	HR	S	P	ERA	WHIP					
Dan Wright, R ERA: 5.4 (1, 1)	6.0	W	26	4	1	0	4	3	0	0	0	0	0	12	20	13.50	3.000					
Antonio Osuna, R ERA: 6.75 (7, 1)	0.2		4	2	1	1	0	0	0	0	0	0	0	3	5	0.00	0.000					
Damaso Marte, L ERA: 4.91 (7, 1)	0.1		1	0	0	0	0	0	0	0	0	0	0	3	5	0.00	0.000					
Gary Glover, R ERA: 1.86 (8, 1)	1.0		6	1	0	0	1	1	0	1	0	0	0	19	34	0.00	2.000					
Bob Howry, R ERA: 1.66 (9, 1)	1.0		4	1	0	0	2	0	0	0	0	0	0	13	21	0.00	1.000					

Chicago White Sox @ Cleveland Indians
Jacobs Field, Cleveland, OH
Wed Apr 24 2002, 7:05 PM EDT
Att: 25,935 - Sunny - 67 F

AB 35
R 2
H 8
RBI 1
BB 4
SO 7
LOB 24



Batter	1	2	3	4	5	6	7	8	9	AB	R	H	RBI	BB	SO	LOB	TOP			
Kenny Lofton, L OBP: 0.474, SLG: 0.506 (1, 8)	F8 BB BB	K		PO 2B			G3 SH1-4 1B	FC6		4	1	2	3	1	1	3				
Ray Durham, S OBP: 0.432, SLG: 0.459 (1, 4)	K		K	PO	P6		SH1-4		F9	4	0	0	0	0	2	1				
Frank Thomas, R OBP: 0.384, SLG: 0.500 (1, 10)	BB		K		G4-3		G3		K	4	0	0	0	1	2	1				
Magglio Ordonez, R OBP: 0.387, SLG: 0.581 (1, 9)	F8		G5-3						G6-3	5	0	2	1	0	0	2				
14 Paul Konerko, R OBP: 0.385, SLG: 0.556 (1, 3)	G4-3			BB 1B	F9					4	1	2	0	0	0	3				
Jose Valentin, S OBP: 0.289, SLG: 0.494 (1, 5)		F9		K		G6-3				3	0	0	0	1	1	1				
Jeff Liefer, L OBP: 0.365, SLG: 0.417 (1, 7)		F8								4	1	2	0	0	1	2				
Aaron Rowand, R OBP: 0.286, SLG: 0.571 (8, 7)				BB 1B			2B		K	0	0	0	0	0	0	0				
Mark Johnson, L OBP: 0.385, SLG: 0.313 (1, 2)		HR BB		K			L8			2	1	0	0	2	1	3				
Royce Clayton, R OBP: 0.250, SLG: 0.449 (1, 6)	HR			2B BB			P5		K	3	2	1	2	1	1	4				
Inning Stats	R: 0 H: 0 E: 0 K: 1 S: 13	H: 0 LOB: 2 BB: 2 P: 25	R: 2 H: 1 E: 0 K: 1 S: 11	H: 1 LOB: 0 BB: 1 P: 21	R: 0 H: 0 E: 0 K: 2 S: 8	H: 0 LOB: 0 BB: 0 P: 11	R: 3 H: 3 E: 0 K: 2 S: 13	H: 3 LOB: 1 BB: 1 P: 25	R: 0 H: 1 E: 0 K: 0 S: 7	H: 1 LOB: 1 BB: 0 P: 12	R: 1 H: 2 E: 0 K: 0 S: 10	H: 2 LOB: 1 BB: 2 P: 17	R: 0 H: 1 E: 0 K: 2 S: 19	H: 1 LOB: 3 BB: 2 P: 33	R: 0 H: 0 E: 0 K: 1 S: 9	H: 0 LOB: 0 BB: 0 P: 14	1B: 6 2B: 2 3B: 0 HR: 1	SF: 0 SAC: 1 DP: 0 HBP: 0	WP: 0 PB: 1 CS: 0	PA: 41
PITCHER	IP	WLS	BF	H	R	ER	SO	BB	IBB	HBP	BLK	WP	HR	S	P	ERA	WHIP			
Ryan Drese, R ERA: 8.1 (1, 1)	6.0	L	27	6	5	5	6	4	0	0	0	0	1	60	106	7.50	1.667			
Ricardo Rincon, L ERA: 3.39 (7, 1)	0.1		2	1	1	1	0	0	0	0	0	0	0	4	6	27.00	3.000			
Mark Wohlers, R ERA: 3.65 (7, 1)	1.1		7	2	0	0	2	2	0	0	0	0	0	23	42	0.00	3.000			
Paul Shuey, R ERA: (8, 1)	1.1		4	0	0	0	1	0	0	0	0	0	0	11	16	0.00	0.000			

Chicago White Sox @ Cleveland Indians
Jacobs Field, Cleveland, OH
Thu Apr 25 2002, 1:05 PM EDT
Att: 29,046 - Sunny - 46 F


AB 33
R 6
H 9
RBI 6
BB 6
SO 9
LOB 20



Batter	1	2	3	4	5	6	7	8	9	AB	R	H	RBI	BB	SO	LOB	BOTTOM					
Omar Vizquel, S OBP: 0.326, SLG: 0.423 (1, 6)	F8		G6-3			G6-4-3 BB	F7			3	0	0	0	1	0	1						
Ricky Gutierrez, R OBP: 0.296, SLG: 0.303 (1, 4)	F9			L7		G6-4-3		G6-3 1B		4	0	1	0	0	0	2						
Jim Thome, L OBP: 0.330, SLG: 0.486 (1, 3)	G3			E4	G4-6-3			F8		4	1	1	1	0	0	1						
Ellis Burks, R OBP: 0.442, SLG: 0.550 (1, 10)		G6-3 BB		G4-6-3		G6-3 1B		G6-3		2	1	0	0	2	0	2						
Matt Lawton, L OBP: 0.374, SLG: 0.482 (1, 9)		G6-3			G6-3	G6-3		F5		4	0	1	2	0	0	2						
Brady Anderson, L OBP: 0.381, SLG: 0.323 (1, 8)										2	0	1	0	0	0	0						
Milton Bradley, S OBP: 0.356, SLG: 0.491 (6, FH) (7, 8)							G5-3		G4-3	2	0	0	0	0	0	1						
Travis Fryman, R OBP: 0.277, SLG: 0.338 (1, 5)		FC5-4							G4-3	3	0	0	0	1	0	1						
Russell Branyan, L OBP: 0.302, SLG: 0.407 (1, 7)				L6						3	0	0	0	1	0	2						
Einar Diaz, R OBP: 0.281, SLG: 0.393 (1, 2)				G6-3					FC6-4	4	1	2	0	0	0	1						
Inning Stats	R: 0 H: 0 E: 0 K: 0 S: 6	H: 0 LOB: 0 BB: 0 P: 9	R: 0 H: 0 E: 1 K: 0 S: 7	H: 0 LOB: 1 BB: 1 P: 13	R: 0 H: 0 E: 0 K: 0 S: 9	H: 0 LOB: 0 BB: 0 P: 9	R: 0 H: 0 E: 1 K: 0 S: 7	H: 0 LOB: 0 BB: 0 P: 10	R: 0 H: 1 E: 0 K: 0 S: 11	H: 1 LOB: 1 BB: 1 P: 23	R: 3 H: 3 E: 0 K: 0 S: 13	H: 3 LOB: 1 BB: 2 P: 25	R: 0 H: 1 E: 0 K: 0 S: 9	H: 1 LOB: 1 BB: 0 P: 15	R: 0 H: 1 E: 0 K: 0 S: 14	H: 1 LOB: 1 BB: 0 P: 19	R: 0 H: 0 E: 0 K: 0 S: 11	H: 0 LOB: 1 BB: 1 P: 17	1B: 4 2B: 2 3B: 0 HR: 0	SF: 0 SAC: 0 DP: 4 HBP: 0	WP: 1 PB: 0 CS: 0	PA: 36
PITCHER	IP	WLS	BF	H	R	ER	SO	BB	IBB	HBP	BLK	WP	HR	S	P	ERA	WHIP					
Jon Garland, R ERA: 6.33 (1, 1)	5.2		23	4	3	3	0	4	0	0	0	0	0	3	4	0.00	0.000					
Damaso Marte, L ERA: 4.7 (6, 1)	0.1	H	1	0	0	0	0	0	0	0	0	0	0	3	4	0.00	0.000					
Bob Howry, R ERA: 1.54 (7, 1)	2.0	H	8	2	0	0	0	0	0	0	0	0	0	23	34	0.00	1.000					
Keith Foulke, R ERA: 3.09 (9, 1)	1.0	S	4	0	0	0	0	1	0	0	0	0	0	11	17	0.00	1.000					

Chicago White Sox @ Cleveland Indians
Jacobs Field, Cleveland, OH
Thu Apr 25 2002, 1:05 PM EDT
Att: 29,046 - Sunny - 46 F

AB 31
R 3
H 6
RBI 3
BB 5
SO 0
LOB 13



Batter	1	2	3	4	5	6	7	8	9	AB	R	H	RBI	BB	SO	LOB	TOP								
Omar Vizquel, S OBP: 0.391, SLG: 0.500 (1, 6)										4	2	3	1	1	0	0	Cleveland Indians @ Texas Rangers The Ballpark at Arlington, Arlington, TX Fri Apr 26 2002, 8:05 PM EDT Att: 33,243 - Overcast - 59 F								
Ricky Gutierrez, R OBP: 0.294, SLG: 0.300 (1, 4)										4	0	1	0	0	1	3									
Matt Lawton, L OBP: 0.369, SLG: 0.465 (1, 9)										3	1	0	1	1	0	1									
Ellis Burks, R OBP: 0.434, SLG: 0.536 (1, 10)										4	1	1	1	0	1	0									
Jim Thome, L OBP: 0.347, SLG: 0.494 (1, 3)										3	0	2	0	1	0	1									
Travis Fryman, R OBP: 0.276, SLG: 0.359 (1, 5)										4	0	1	1	0	1	3									
Milton Bradley, S OBP: 0.365, SLG: 0.482 (1, 8)										3	1	1	0	1	0	1									
Russell Branyan, L OBP: 0.313, SLG: 0.517 (1, 7)										4	2	2	3	0	2	2									
Einar Diaz, R OBP: 0.262, SLG: 0.367 (1, 2)										4	0	0	0	0	1	1									
Inning Stats	R: 1 E: 0 K: 1 S: 10	H: 1 LOB: 0 BB: 0 P: 16	R: 2 E: 0 K: 0 S: 8	H: 1 LOB: 0 BB: 2 P: 16	R: 1 E: 0 K: 0 S: 8	H: 2 LOB: 0 BB: 0 P: 13	R: 0 E: 0 K: 0 S: 8	H: 1 LOB: 0 BB: 0 P: 10	R: 1 E: 0 K: 0 S: 9	H: 1 LOB: 0 BB: 1 P: 16	R: 2 E: 0 K: 1 S: 10	H: 2 LOB: 1 BB: 1 P: 19	R: 0 E: 0 K: 1 S: 6	H: 0 LOB: 0 BB: 0 P: 8	R: 0 E: 0 K: 1 S: 9	H: 1 LOB: 1 BB: 0 P: 15		R: 0 E: 0 K: 2 S: 13	H: 2 LOB: 2 BB: 0 P: 21	1B: 5 2B: 2 3B: 1 HR: 3	SF: 0 SAC: 1 DP: 4 HBP: 0	WP: 0 PB: 0 SB: 0 CS: 0	PA: 38		
PITCHER	IP	WLS	BF	H	R	ER	SO	BB	IBB	HBP	BLK	WP	HR	S	P	ERA	WHIP								
Doug Davis, L ERA: 4.33 (1, 1)	5.1	L	24	8	7	7	1	4	0	0	1	0	3	49	83	11.81	2.250								
Dan Miceli, R ERA: 8.64 (6, 1)	2.2		9	1	0	0	3	0	0	0	1	0	0	19	30	0.00	0.375								
Chris Michalak, L ERA: 5.4 (9, 1)	1.0		5	2	0	0	2	0	0	0	0	0	0	13	21	0.00	2.000								

AB 33
R 7
H 11
RBI 7
BB 4
SO 6
LOB 12



Batter	1	2	3	4	5	6	7	8	9	AB	R	H	RBI	BB	SO	LOB	BOTTOM								
10 Michael Young, R OBP: 0.375, SLG: 0.486 (1, 4)										4	0	1	0	1	2	3	Cleveland Indians @ Texas Rangers The Ballpark at Arlington, Arlington, TX Fri Apr 26 2002, 8:05 PM EDT Att: 33,243 - Overcast - 59 F								
29 Rusty Greer, L OBP: 0.382, SLG: 0.404 (1, 10)										5	1	2	0	0	0	4									
Alex Rodriguez, R OBP: 0.427, SLG: 0.693 (1, 6)										4	2	2	0	1	1	3									
Rafael Palmeiro, L OBP: 0.356, SLG: 0.584 (1, 3)										4	0	1	1	1	0	4									
Herbert Perry, R OBP: 0.407, SLG: 0.478 (1, 5)										4	0	1	1	0	0	3									
Carl Everett, S OBP: 0.230, SLG: 0.354 (1, 9)										4	0	1	1	0	0	3									
Gabe Kapler, R OBP: 0.338, SLG: 0.371 (1, 7)										4	1	2	0	0	1	3									
Bill Haselman, R OBP: 0.265, SLG: 0.304 (1, 2)										4	0	1	1	0	0	2									
Calvin Murray, R OBP: 0.222, SLG: 0.200 (1, 8)										4	0	1	0	0	2	1									
Inning Stats	R: 0 E: 0 K: 1 S: 8	H: 2 LOB: 1 BB: 0 P: 16	R: 1 E: 0 K: 1 S: 12	H: 2 LOB: 1 BB: 0 P: 18	R: 0 E: 0 K: 0 S: 12	H: 0 LOB: 2 BB: 2 P: 22	R: 0 E: 0 K: 1 S: 14	H: 3 LOB: 3 BB: 0 P: 21	R: 1 E: 0 K: 0 S: 9	H: 2 LOB: 1 BB: 0 P: 14	R: 0 E: 0 K: 0 S: 6	H: 0 LOB: 0 BB: 0 P: 8	R: 1 E: 0 K: 1 S: 16	H: 1 LOB: 2 BB: 1 P: 25	R: 0 E: 0 K: 2 S: 8	H: 0 LOB: 0 BB: 0 P: 9		R: 1 E: 0 K: 0 S: 11	H: 2 LOB: 0 BB: 0 P: 14	1B: 9 2B: 4 3B: 0 HR: 0	SF: 0 SAC: 0 DP: 2 HBP: 1	WP: 0 PB: 0 SB: 0 CS: 1	PA: 41		
PITCHER	IP	WLS	BF	H	R	ER	SO	BB	IBB	HBP	BLK	WP	HR	S	P	ERA	WHIP								
Chuck Finley, L ERA: 6.75 (1, 1)	5.0	W	25	9	2	2	3	2	0	0	0	0	0	22	33	4.50	1.000								
Chad Paronto, R ERA: 1.93 (6, 1)	2.0		9	1	1	1	1	1	0	1	0	0	0	22	33	4.50	1.000								
David Riske, R ERA: 3.97 (8, 1)	1.0		3	0	0	0	2	0	0	0	0	0	0	8	9	0.00	0.000								
Ricardo Rincon, L ERA: 4.0 (9, 1)	1.0		4	2	1	1	0	0	0	0	0	0	0	11	14	9.00	2.000								

AB 37
R 4
H 12
RBI 4
BB 3
SO 6
LOB 26



Batter	1	2	3	4	5	6	7	8	9	AB	R	H	RBI	BB	SO	LOB	TOP											
Omar Vizquel, S OBP: 0.343, SLG: 0.477	4-2 S BB		0-0 G3		1-3 K2-3		1-0 P3-1		2-2 FC3-6	4	0	0	0	1	1	2												
Ricky Gutierrez, R OBP: 0.276, SLG: 0.282	2-2 F9		0-1 L5		3-2 G6-3			2-3 K	1-3 K	5	0	0	0	0	2	3												
Jim Thome, L OBP: 0.354, SLG: 0.500	3-3 K		3-2 2B		4-2 BB			2-3 K		3	0	1	0	1	2	1												
Ellis Burks, R OBP: 0.427, SLG: 0.557	0-0 G5-3		1-3 K		1-0 F9			0-2 HR		4	1	1	1	0	1	3												
Matt Lawton, L OBP: 0.364, SLG: 0.456		3-1 G1-3		0-1 F7		0-0 G1-3		2-0 1B		4	0	1	0	0	0	0												
Travis Fryman, R OBP: 0.275, SLG: 0.378		0-2 P3		1-2 2B 3B		1-2 G6-3		2-3 K		4	1	1	0	0	1	1												
Brady Anderson, L OBP: 0.391, SLG: 0.353		4-2 1B BB		0-0 F8 2B		0-1 F9		1-2 E3 FC3-6		3	0	1	1	1	0	0												
Russell Branyan, L OBP: 0.310, SLG: 0.500		1-0 1B		0-1 F8		0-3 K		1-3 K		4	0	1	0	0	2	2												
Einar Diaz, R OBP: 0.250, SLG: 0.349		3-3 K		1-1 G1-3		0-1 G6-3		4-1 FC3-6 BB		3	0	0	0	0	1	3												
Milton Bradley, S OBP: 0.375, SLG: 0.482										0	0	0	0	1	0	0												
Inning Stats	R: 0 E: 0 K: 1 S: 17	H: 0 LOB: 1 BB: 1 P: 26	R: 0 E: 0 K: 1 S: 15	H: 1 LOB: 2 BB: 1 P: 26	R: 0 E: 0 K: 1 S: 9	H: 1 LOB: 1 BB: 0 P: 13	R: 1 E: 0 K: 0 S: 10	H: 2 LOB: 1 BB: 0 P: 12	R: 0 E: 0 K: 0 S: 6	H: 0 LOB: 0 BB: 0 P: 7	R: 0 E: 0 K: 1 S: 6	H: 0 LOB: 0 BB: 0 P: 7	R: 1 E: 0 K: 3 S: 13	H: 2 LOB: 1 BB: 0 P: 21	R: 0 E: 1 K: 2 S: 13	H: 0 LOB: 2 BB: 1 P: 22	1B: 2 2B: 2 3B: 1 HR: 1	SF: 0 SAC: 0 DP: 0 HBP: 0	WP: 0 PB: 0 SB: 4 CS: 0	PA: 38								
PITCHER	IP	WLS	BF	H	R	ER	SO	BB	IBB	HBP	BLK	WP	HR	S	P	ERA	WHIP											
Rob Bell, R ERA: 1.5	6.0	W	25	4	1	1	4	3	0	0	0	0	0	66	102	1.50	1.167											
Todd Van Poppel, R ERA: 3.55	1.0	H	3	0	0	0	1	0	0	0	0	0	0	6	7	0.00	0.000											
Rudy Seanez, R ERA: 6.52	1.0	H	5	2	1	1	3	0	0	0	0	0	0	1	13	21	9.00	2.000										
Hideki Irabu, R ERA: 4.19	1.0	S	5	0	0	0	2	1	0	0	0	0	0	13	22	0.00	1.000											

Cleveland Indians @ Texas Rangers
The Ballpark at Arlington, Arlington, TX
Sat Apr 27 2002, 8:05 PM EDT
Att: 43,353 - Cloudy - 82 F

AB	34
R	2
H	6
RBI	2
BB	4
SO	10
LOB	15



Batter	1	2	3	4	5	6	7	8	9	AB	R	H	RBI	BB	SO	LOB	BOTTOM										
Frank Catalanotto, L OBP: 0.373, SLG: 0.435	3-2 29 G4-3 2B		0-0 29 3B 1B		0-2 G5-4-3 1B		0-0 G3			4	2	3	1	0	0	0											
Gabe Kapler, R OBP: 0.336, SLG: 0.371										0	0	0	0	0	0	0											
29 Rusty Greer, L OBP: 0.357, SLG: 0.419	0-0 G4-3		0-1 SF7 3B		2-1 F9			0-1 G4-3		4	1	1	1	0	0	3											
Alex Rodriguez, R OBP: 0.411, SLG: 0.670	1-1 G6-3		1-2 SF7		0-2 G5-4-3			3-2 G6-3		3	0	0	2	0	0	2											
Rafael Palmeiro, L OBP: 0.343, SLG: 0.559	3-H F8		3-H K		1-0 G4-3			2-1 F8		4	0	0	0	0	1	0											
Carl Everett, S OBP: 0.233, SLG: 0.354		2-2 P6		0-1 L3		3-2 1B				3	0	1	0	0	0	0											
Bill Haselman, R OBP: 0.250, SLG: 0.286		2-1 F2		1-2 F8		0-1 L6				3	0	0	0	0	0	1											
9 Hank Blalock, L OBP: 0.292, SLG: 0.286		0-0 P6		3-2 2B		2-3 K				3	0	1	0	0	1	1											
10 Michael Young, R OBP: 0.349, SLG: 0.450			1-0 F9		1-3 K		0-3 K			3	0	0	0	0	2	1											
Calvin Murray, R OBP: 0.267, SLG: 0.286			0-0 1B 2B		1-0 29 F9 1B		1-3 K			3	1	2	0	0	1	0											
Inning Stats	R: 1 E: 0 K: 0 S: 8	H: 1 LOB: 0 BB: 0 P: 13	R: 0 E: 0 K: 0 S: 7	H: 0 LOB: 0 BB: 0 P: 11	R: 3 E: 0 K: 1 S: 13	H: 3 LOB: 0 BB: 0 P: 18	R: 0 E: 0 K: 1 S: 11	H: 1 LOB: 1 BB: 0 P: 16	R: 0 E: 0 K: 0 S: 9	H: 2 LOB: 1 BB: 0 P: 12	R: 0 E: 0 K: 1 S: 11	H: 1 LOB: 0 BB: 0 P: 17	R: 0 E: 0 K: 2 S: 8	H: 0 LOB: 0 BB: 0 P: 9	R: 0 E: 0 K: 0 S: 7	H: 0 LOB: 0 BB: 0 P: 12	1B: 4 2B: 3 3B: 1 HR: 0	SF: 1 SAC: 0 DP: 1 HBP: 0	WP: 0 PB: 0 SB: 0 CS: 0	PA: 31							
PITCHER	IP	WLS	BF	H	R	ER	SO	BB	IBB	HBP	BLK	WP	HR	S	P	ERA	WHIP										
Danys Baez, R ERA: 4.33	7.0	L	28	8	4	4	5	0	0	0	0	0	0	67	96	5.14	1.143										
Paul Shuey, R ERA:	1.0		3	0	0	0	0	0	0	0	0	0	0	7	12	0.00	0.000										

Cleveland Indians @ Texas Rangers
The Ballpark at Arlington, Arlington, TX
Sat Apr 27 2002, 8:05 PM EDT
Att: 43,353 - Cloudy - 82 F

AB	30
R	4
H	8
RBI	4
BB	0
SO	5
LOB	8



Batter	1	2	3	4	5	6	7	8	9	AB	R	H	RBI	BB	SO	LOB	TOP										
Matt Lawton, L OBP: 0.366, SLG: 0.457 (1, 9)										4	1	1	0	1	1	2											
Omar Vizquel, S OBP: 0.339, SLG: 0.500 (1, 6)										4	0	3	1	0	0	0											
Jim Thome, L OBP: 0.350, SLG: 0.482 (1, 3)										3	0	0	0	1	1	3											
Ellis Burks, R OBP: 0.421, SLG: 0.543 (1, 10)										4	0	1	0	0	0	3											
Brady Anderson, L OBP: 0.380, SLG: 0.324 (1, 7)										3	0	0	0	1	2	3											
Russell Branyan, L OBP: 0.293, SLG: 0.470 (1, 5)										4	0	0	0	0	2	5											
Milton Bradley, S OBP: 0.353, SLG: 0.450 (1, 8)										4	0	0	0	0	1	0											
Einar Diaz, R OBP: 0.239, SLG: 0.333 (9, PH)										3	0	0	0	0	0	0											
Travis Fryman, R OBP: 0.272, SLG: 0.373 (9, PH)										1	0	0	0	0	0	0											
John McDonald, R OBP: 0.333, SLG: 0.294 (9, PH)										3	0	1	0	0	1	0											
Earl Snyder, R OBP: 1.000, SLG: 1.000 (9, PH)										1	0	1	0	0	0	0											
Inning Stats	R: 1 H: 2 E: 0 K: 2 S: 18	H: 2 LOB: 2 BB: 1 P: 31	R: 0 H: 0 E: 0 K: 1 S: 9	H: 0 LOB: 0 BB: 0 P: 11	R: 0 H: 1 E: 1 K: 0 S: 12	H: 1 LOB: 3 BB: 1 P: 19	R: 0 H: 1 E: 0 K: 1 S: 14	H: 1 LOB: 1 BB: 0 P: 21	R: 0 H: 1 E: 0 K: 0 S: 11	H: 0 LOB: 0 BB: 0 P: 16	R: 0 H: 0 E: 0 K: 1 S: 12	H: 0 LOB: 0 BB: 0 P: 18	R: 0 H: 1 E: 0 K: 1 S: 11	H: 1 LOB: 1 BB: 1 P: 21	R: 0 H: 0 E: 0 K: 2 S: 7	H: 0 LOB: 0 BB: 0 P: 12	R: 0 H: 1 E: 0 K: 0 S: 9	H: 1 LOB: 1 BB: 0 P: 17	1B: 5 2B: 2 3B: 0 HR: 0	SF: 0 SAC: 0 DP: 0 HBP: 0	WP: 0 PB: 0 SB: 2 CS: 1	PA: 37					
PITCHER	IP	WLS	BF	H	R	ER	SO	BB	IBB	HBP	BLK	WP	HR	S	P	ERA	WHIP										
Ismael Valdez, R ERA: 3.6 (1, 1)	6.0	W	26	5	1	1	5	2	0	0	0	0	0	76	116	1.50	1.167										
John Rucker, L ERA: 8.59 (7, 1)	1.0	H	4	1	0	0	1	1	0	0	0	0	0	11	21	0.00	2.000										
Rudy Seanez, R ERA: 5.91 (8, 1)	1.0	H	3	0	0	0	2	0	0	0	0	0	0	7	12	0.00	0.000										
Hideki Irabu, R ERA: 3.98 (9, 1)	1.0	S	4	1	0	0	0	0	0	0	0	0	0	9	17	0.00	1.000										

Cleveland Indians @ Texas Rangers
The Ballpark at Arlington, Arlington, TX
Sun Apr 28 2002, 8:05 PM EDT
Att: 24,118 - Cloudy - 83 F

AB 34
R 1
H 7
RBI 1
BB 3
SO 8
LOB 16

Batter	1	2	3	4	5	6	7	8	9	AB	R	H	RBI	BB	SO	LOB	BOTTOM										
Frank Catalanotto, L OBP: 0.368, SLG: 0.417 (1, 4)										3	1	0	1	1	0	0											
10 Michael Young, R OBP: 0.349, SLG: 0.450 (9, 4)										0	0	0	0	0	0	0											
29 Rusty Greer, L OBP: 0.383, SLG: 0.423 (1, 10)										4	0	2	0	0	1	0											
Alex Rodriguez, R OBP: 0.396, SLG: 0.649 (1, 6)										3	0	0	1	0	2	1											
Rafael Palmeiro, L OBP: 0.343, SLG: 0.552 (1, 3)										3	0	1	0	0	1	1											
Carl Everett, S OBP: 0.226, SLG: 0.341 (1, 9)										3	0	0	0	0	2	3											
Gabe Kapler, R OBP: 0.338, SLG: 0.369 (1, 7)										3	0	1	0	0	0	0											
9 Hank Blalock, L OBP: 0.280, SLG: 0.273 (1, 5)										3	0	0	0	0	2	1											
Bill Haselman, R OBP: 0.236, SLG: 0.269 (1, 2)										3	0	0	0	0	0	1											
Calvin Murray, R OBP: 0.273, SLG: 0.355 (1, 8)										3	1	1	0	0	1	1											
Inning Stats	R: 1 H: 1 E: 0 K: 1 S: 12	H: 1 LOB: 1 BB: 1 P: 25	R: 0 H: 0 E: 0 K: 1 S: 9	H: 0 LOB: 0 BB: 0 P: 10	R: 1 H: 3 E: 0 K: 2 S: 15	H: 3 LOB: 0 BB: 0 P: 18	R: 0 H: 0 E: 0 K: 1 S: 7	H: 0 LOB: 0 BB: 0 P: 8	R: 0 H: 0 E: 0 K: 1 S: 6	H: 0 LOB: 0 BB: 0 P: 8	R: 0 H: 0 E: 0 K: 2 S: 9	H: 0 LOB: 0 BB: 0 P: 12	R: 0 H: 1 E: 0 K: 1 S: 7	H: 1 LOB: 1 BB: 0 P: 10	R: 0 H: 0 E: 0 K: 0 S: 12	H: 0 LOB: 0 BB: 0 P: 18	1B: 4 2B: 0 3B: 1 HR: 0	SF: 1 SAC: 0 DP: 0 HBP: 0	WP: 0 PB: 0 SB: 0 CS: 0	PA: 30							
PITCHER	IP	WLS	BF	H	R	ER	SO	BB	IBB	HBP	BLK	WP	HR	S	P	ERA	WHIP										
Bartolo Colon, R ERA: 3.48 (1, 1)	8.0	L	30	5	2	2	9	1	0	0	0	0	0	77	109	2.25	0.750										

Cleveland Indians @ Texas Rangers
The Ballpark at Arlington, Arlington, TX
Sun Apr 28 2002, 8:05 PM EDT
Att: 24,118 - Cloudy - 83 F

AB 28
R 2
H 5
RBI 2
BB 1
SO 9
LOB 8

Batter	1	2	3	4	5	6	7	8	9	AB	R	H	RBI	BB	SO	LOB	TOP					
David Eckstein, R OBP: 0.353, SLG: 0.388 Adam Kennedy, L OBP: 0.288, SLG: 0.297	G1-3		1B BB	G1-3		HBP	FC6	1B 2B	1B	4	3	1	1	1	0	2						
Darin Erstad, L OBP: 0.347, SLG: 0.311	G6-3		1B			F2			G4-3	6	3	3	1	1	0	3						
Troy Glaus, R OBP: 0.347, SLG: 0.528	HR		1B			G5-3			1B	6	3	4	5	1	1	1						
16 Garret Anderson, L OBP: 0.343, SLG: 0.544 Jeff DaVanon, S OBP: 0.219, SLG: 0.367	F8		G4-3			K			1B	5	1	1	0	0	1	3						
Tim Salmon, R OBP: 0.320, SLG: 0.305 Orlando Palmeiro, L OBP: 0.400, SLG: 0.318	F8		FC6-4 BB			1B IBB			F8	2	1	0	0	2	0	0						
Bengie Molina, R OBP: 0.341, SLG: 0.366	G4-3		FC6-4			E 1B			1B	6	2	3	1	0	0	4						
Scott Spiezio, S OBP: 0.329, SLG: 0.333	L8					SF8			K	4	2	2	3	1	1	0						
Brad Fullmer, L OBP: 0.265, SLG: 0.276	G4-3		F2			E7			1B 2B	6	1	2	1	0	0	3						
Jose Nieves, R OBP: 0.269, SLG: 0.308	1B BB 1B		K			G3			1B 1B	6	3	3	1	0	1	4						
Inning Stats	R: 1 E: 0 K: 0 S: 8	H: 1 LOB: 0 BB: 0 P: 11	R: 0 E: 0 K: 0 S: 4	H: 0 LOB: 0 BB: 0 P: 10	R: 2 E: 0 K: 0 S: 12	H: 3 LOB: 3 BB: 2 P: 23	R: 0 E: 0 K: 1 S: 8	H: 0 LOB: 1 BB: 1 P: 12	R: 3 E: 1 K: 1 S: 16	H: 3 LOB: 2 BB: 1 P: 27	R: 1 E: 0 K: 1 S: 11	H: 0 LOB: 0 BB: 0 P: 20	R: 2 E: 0 K: 0 S: 12	H: 3 LOB: 1 BB: 0 P: 14	R: 10 E: 0 K: 0 S: 20	H: 8 LOB: 1 BB: 2 P: 38	R: 2 E: 0 K: 1 S: 19	H: 4 LOB: 3 BB: 1 P: 32	1B: 17 2B: 2 3B: 0 HR: 3	SF: 1 SAC: 0 DP: 0 HBP: 2	WP: 1 PB: 0 SB: 3 CS: 0	PA: 59
PITCHER	IP	WLS	BF	H	R	ER	SO	BB	IBB	HBP	BLK	WP	HR	S	P	ERA	WHIP					
CC Sabathia, L ERA: 6.82	5.0	L	27	7	6	5	2	3	1	0	0	0	1	48	83	9.00	2.000					
Charles Nagy, R ERA: 3.49	2.0		10	3	3	2	1	0	0	1	0	0	0	23	34	9.00	1.500					
Mark Wohlers, R ERA: 8.31	0.2		9	6	8	8	0	0	0	1	0	0	1	14	23	108.00	9.000					
Chad Paronto, R ERA: 7.2	0.1		5	2	2	2	0	2	0	0	0	0	1	6	15	54.00	12.000					
Bob Wickman, R ERA: 4.91	0.2		7	4	2	2	1	1	0	0	0	0	0	15	25	27.00	7.500					

Anaheim Angels @ Cleveland Indians
 Jacobs Field, Cleveland, OH
 Tue Apr 30 2002, 7:05 PM EDT
 Att: 24,286 - Cloudy - 58 F

AB	49
R	21
H	22
RBI	18
BB	7
SO	4
LOB	23



Batter	1	2	3	4	5	6	7	8	9	AB	R	H	RBI	BB	SO	LOB	BOTTOM				
Omar Vizquel, S OBP: 0.368, SLG: 0.500 John McDonald, R OBP: 0.316, SLG: 0.278	G6-4-3 HBP		1B			G6-4-3		F7		2	0	1	0	0	0	1					
Ricky Gutierrez, R OBP: 0.286, SLG: 0.270	G6-4-3		G6-4-3			F7		F8		4	0	0	0	0	0	3					
Matt Lawton, L OBP: 0.371, SLG: 0.469	F7					F8			1B	4	1	2	0	0	0	0					
Jim Thome, L OBP: 0.358, SLG: 0.518 Earl Snyder, R OBP: 0.500, SLG: 0.500	HR		F8			1B BB		E6	1B 1B	2	1	1	1	1	0	1					
Travis Fryman, R OBP: 0.271, SLG: 0.360	BLK E BB		G4-3			K		K		3	0	0	0	1	2	4					
Brady Anderson, L OBP: 0.389, SLG: 0.341	F9		F3			1B		1B	1B	4	0	2	1	0	0	1					
Milton Bradley, S OBP: 0.347, SLG: 0.438	K		F7			K		1B	1B	4	0	1	0	0	2	3					
Russell Branyan, L OBP: 0.278, SLG: 0.443	K		G3					F8	K	4	0	0	0	0	2	4					
Einar Diaz, R OBP: 0.254, SLG: 0.357	G5-3		G6-4-3 1B					2B	FC4-6	4	0	2	0	0	0	3					
Inning Stats	R: 0 E: 0 K: 0 S: 3	H: 0 LOB: 0 BB: 0 P: 6	R: 1 E: 0 K: 2 S: 11	H: 1 LOB: 1 BB: 1 P: 20	R: 0 E: 0 K: 0 S: 7	H: 1 LOB: 0 BB: 0 P: 13	R: 0 E: 0 K: 0 S: 8	H: 1 LOB: 0 BB: 0 P: 12	R: 0 E: 0 K: 0 S: 6	H: 1 LOB: 0 BB: 0 P: 8	R: 0 E: 0 K: 2 S: 11	H: 1 LOB: 2 BB: 1 P: 20	R: 0 E: 0 K: 0 S: 11	H: 1 LOB: 1 BB: 0 P: 16	R: 1 E: 1 K: 2 S: 22	H: 3 LOB: 3 BB: 0 P: 32	1B: 6 2B: 2 3B: 0 HR: 1	SF: 0 SAC: 0 DP: 3 HBP: 1	WP: 0 PB: 0 SB: 1 CS: 1	PA: 36	
PITCHER	IP	WLS	BF	H	R	ER	SO	BB	IBB	HBP	BLK	WP	HR	S	P	ERA	WHIP				
Ramon Ortiz, R ERA: 2.55	8.0	W	29	6	1	1	4	2	0	1	1	0	0	22	32	9.00	3.000				
Matt Wise, R ERA: 9.0	1.0		7	3	1	1	2	0	0	0	0	0	0	22	32	9.00	3.000				

Anaheim Angels @ Cleveland Indians
 Jacobs Field, Cleveland, OH
 Tue Apr 30 2002, 7:05 PM EDT
 Att: 24,286 - Cloudy - 58 F

AB	33
R	2
H	9
RBI	2
BB	2
SO	6
LOB	22



Batter	1	2	3	4	5	6	7	8	9	AB	R	H	RBI	BB	SO	LOB	TOP				
David Eckstein, R (1, 6) OBP: 0.364, SLG: 0.387										3	0	1	0	2	0	3					
Darin Erstad, L (1, 8) OBP: 0.306, SLG: 0.333										4	0	2	2	1	0	2					
Troy Glaus, R (1, 5) OBP: 0.330, SLG: 0.505										4	0	0	1	0	2	3					
16 Garret Anderson, L (1, 7) OBP: 0.336, SLG: 0.528										5	1	1	0	0	0	3					
Tim Salmon, R (1, 9) OBP: 0.317, SLG: 0.302										4	1	1	1	0	0	1					
Brad Fullmer, L (1, 10) OBP: 0.276, SLG: 0.325										4	2	2	1	0	0	0					
Bengie Molina, R (1, 2) OBP: 0.337, SLG: 0.365										3	1	1	1	0	0	1	AB 33				
Scott Spiezio, S (1, 3) OBP: 0.337, SLG: 0.333										3	1	1	0	1	0	0	R 7				
Adam Kennedy, L (1, 4) OBP: 0.301, SLG: 0.312										3	1	2	1	0	0	0	H 11				
Inning Stats	R: 0 E: 0 K: 0 S: 4	H: 1 LOB: 2 BB: 1 P: 10	R: 1 E: 0 K: 0 S: 6	H: 1 LOB: 0 BB: 0 P: 10	R: 0 E: 0 K: 0 S: 6	H: 1 LOB: 0 BB: 0 P: 10	R: 3 E: 1 K: 1 S: 11	H: 3 LOB: 2 BB: 1 P: 20	R: 0 E: 0 K: 0 S: 9	H: 0 LOB: 0 BB: 0 P: 15	R: 1 E: 1 K: 1 S: 8	H: 2 LOB: 0 BB: 0 P: 11	R: 0 E: 0 K: 0 S: 7	H: 0 LOB: 0 BB: 0 P: 9	R: 2 E: 0 K: 0 S: 12	H: 2 LOB: 2 BB: 2 P: 27	1B: 8 2B: 2 3B: 1 HR: 0	SF: 2 SAC: 1 DP: 0 HBP: 0	WP: 0 PB: 0 SB: 1 CS: 2	PA: 40	
PITCHER	IP WLS BF H R ER SO BB IBB HBP BLK WP HR S P ERA WHIP	IP WLS BF H R ER SO BB IBB HBP BLK WP HR S P ERA WHIP	IP WLS BF H R ER SO BB IBB HBP BLK WP HR S P ERA WHIP	IP WLS BF H R ER SO BB IBB HBP BLK WP HR S P ERA WHIP	IP WLS BF H R ER SO BB IBB HBP BLK WP HR S P ERA WHIP	IP WLS BF H R ER SO BB IBB HBP BLK WP HR S P ERA WHIP	IP WLS BF H R ER SO BB IBB HBP BLK WP HR S P ERA WHIP	IP WLS BF H R ER SO BB IBB HBP BLK WP HR S P ERA WHIP	IP WLS BF H R ER SO BB IBB HBP BLK WP HR S P ERA WHIP	IP WLS BF H R ER SO BB IBB HBP BLK WP HR S P ERA WHIP	IP WLS BF H R ER SO BB IBB HBP BLK WP HR S P ERA WHIP	IP WLS BF H R ER SO BB IBB HBP BLK WP HR S P ERA WHIP	IP WLS BF H R ER SO BB IBB HBP BLK WP HR S P ERA WHIP	IP WLS BF H R ER SO BB IBB HBP BLK WP HR S P ERA WHIP	IP WLS BF H R ER SO BB IBB HBP BLK WP HR S P ERA WHIP	IP WLS BF H R ER SO BB IBB HBP BLK WP HR S P ERA WHIP	IP WLS BF H R ER SO BB IBB HBP BLK WP HR S P ERA WHIP	IP WLS BF H R ER SO BB IBB HBP BLK WP HR S P ERA WHIP	IP WLS BF H R ER SO BB IBB HBP BLK WP HR S P ERA WHIP	IP WLS BF H R ER SO BB IBB HBP BLK WP HR S P ERA WHIP	IP WLS BF H R ER SO BB IBB HBP BLK WP HR S P ERA WHIP

Anaheim Angels @ Cleveland Indians
Jacobs Field, Cleveland, OH
Wed May 01 2002, 7:05 PM EDT
Att: 23,536 - Cloudy - 64 F

AB 33
R 7
H 11
RBI 7
BB 4
SO 2
LOB 13



Batter	1	2	3	4	5	6	7	8	9	AB	R	H	RBI	BB	SO	LOB	BOTTOM				
Matt Lawton, L (1, 9) OBP: 0.367, SLG: 0.461										4	0	1	0	0	0	0					
Omar Vizquel, S (1, 6) OBP: 0.364, SLG: 0.505										3	0	1	1	0	1	0					
Travis Fryman, R (1, 5) OBP: 0.270, SLG: 0.356										4	0	1	0	0	0	3					
Jim Thome, L (1, 10) OBP: 0.345, SLG: 0.494										4	0	0	0	0	2	4					
Earl Snyder, R (1, 3) OBP: 0.333, SLG: 0.200										3	0	0	0	1	1	0					
Ricky Gutierrez, R (1, 4) OBP: 0.276, SLG: 0.280										4	0	2	0	0	0	0					
Russell Branyan, L (1, 7) OBP: 0.265, SLG: 0.419										4	0	0	0	0	0	3	AB 31				
Milton Bradley, S (1, 8) OBP: 0.347, SLG: 0.438										0	0	0	0	0	0	0	R 2				
Brady Anderson, L (2, 8) OBP: 0.379, SLG: 0.318										3	1	0	0	1	0	2	H 6				
Einar Diaz, R (1, 2) OBP: 0.270, SLG: 0.403										2	1	1	1	1	0	0	RBI 2				
Inning Stats	R: 0 E: 0 K: 1 S: 11	H: 1 LOB: 1 BB: 0 P: 14	R: 0 E: 0 K: 0 S: 10	H: 1 LOB: 1 BB: 0 P: 16	R: 1 E: 0 K: 0 S: 8	H: 2 LOB: 1 BB: 0 P: 12	R: 0 E: 0 K: 0 S: 10	H: 0 LOB: 0 BB: 0 P: 18	R: 1 E: 0 K: 1 S: 12	H: 1 LOB: 2 BB: 2 P: 27	R: 0 E: 0 K: 1 S: 5	H: 0 LOB: 0 BB: 0 P: 6	R: 0 E: 0 K: 1 S: 5	H: 0 LOB: 0 BB: 0 P: 8	R: 0 E: 0 K: 0 S: 8	H: 1 LOB: 1 BB: 1 P: 14	1B: 4 2B: 1 3B: 0 HR: 1	SF: 1 SAC: 0 DP: 1 HBP: 0	WP: 0 PB: 0 SB: 0 CS: 0	PA: 35	
PITCHER	IP WLS BF H R ER SO BB IBB HBP BLK WP HR S P ERA WHIP	IP WLS BF H R ER SO BB IBB HBP BLK WP HR S P ERA WHIP	IP WLS BF H R ER SO BB IBB HBP BLK WP HR S P ERA WHIP	IP WLS BF H R ER SO BB IBB HBP BLK WP HR S P ERA WHIP	IP WLS BF H R ER SO BB IBB HBP BLK WP HR S P ERA WHIP	IP WLS BF H R ER SO BB IBB HBP BLK WP HR S P ERA WHIP	IP WLS BF H R ER SO BB IBB HBP BLK WP HR S P ERA WHIP	IP WLS BF H R ER SO BB IBB HBP BLK WP HR S P ERA WHIP	IP WLS BF H R ER SO BB IBB HBP BLK WP HR S P ERA WHIP	IP WLS BF H R ER SO BB IBB HBP BLK WP HR S P ERA WHIP	IP WLS BF H R ER SO BB IBB HBP BLK WP HR S P ERA WHIP	IP WLS BF H R ER SO BB IBB HBP BLK WP HR S P ERA WHIP	IP WLS BF H R ER SO BB IBB HBP BLK WP HR S P ERA WHIP	IP WLS BF H R ER SO BB IBB HBP BLK WP HR S P ERA WHIP	IP WLS BF H R ER SO BB IBB HBP BLK WP HR S P ERA WHIP	IP WLS BF H R ER SO BB IBB HBP BLK WP HR S P ERA WHIP	IP WLS BF H R ER SO BB IBB HBP BLK WP HR S P ERA WHIP	IP WLS BF H R ER SO BB IBB HBP BLK WP HR S P ERA WHIP	IP WLS BF H R ER SO BB IBB HBP BLK WP HR S P ERA WHIP	IP WLS BF H R ER SO BB IBB HBP BLK WP HR S P ERA WHIP	IP WLS BF H R ER SO BB IBB HBP BLK WP HR S P ERA WHIP

Anaheim Angels @ Cleveland Indians
Jacobs Field, Cleveland, OH
Wed May 01 2002, 7:05 PM EDT
Att: 23,536 - Cloudy - 64 F

AB 31
R 2
H 6
RBI 2
BB 3
SO 4
LOB 12



Batter	1	2	3	4	5	6	7	8	9	AB	R	H	RBI	BB	SO	LOB	TOP																					
David Eckstein, R (1, 6) OBP: 0.373, SLG: 0.396	G4-3			1B	K2-3		1B	1B		5	2	3	1	0	1	1	Anaheim Angels @ Cleveland Indians Jacobs Field, Cleveland, OH Thu May 02 2002, 7:05 PM EDT Att: 26,068 - Cloudy - 52 F																					
Darin Erstad, L (1, 8) OBP: 0.311, SLG: 0.337	G1-3			1B	K		1B	L6		5	1	2	0	0	1	2																						
Troy Glaus, R (1, 5) OBP: 0.352, SLG: 0.526	G5-3			1B			1B			4	2	3	2	1	0	0																						
16 Garret Anderson, L (1, 7) OBP: 0.339, SLG: 0.518	G4-3			K			F9			4	1	1	0	1	1	3																						
Tim Salmon, R (1, 10) OBP: 0.321, SLG: 0.333	K			K			BB			4	1	1	3	1	3	5																						
Bengie Molina, R (1, 2) OBP: 0.340, SLG: 0.371	G5-3			1B			SF7			4	0	2	2	0	0	3																						
Scott Spiezio, S (1, 3) OBP: 0.341, SLG: 0.329				1B						4	0	1	0	1	0	1																						
Julio Ramirez, R (1, 9) OBP: 0.400, SLG: 0.250				1B	K		G3-1			4	1	1	0	1	1	6																						
Jose Nieves, R (1, 4) OBP: 0.258, SLG: 0.323	G6-4-3						G6-3			5	0	1	0	0	0	3																						
Inning Stats	R: 0 E: 0 K: 0 S: 6	H: 0 LOB: 0 BB: 0 P: 11	R: 0 E: 0 K: 1 S: 8	H: 0 LOB: 0 BB: 0 P: 9	R: 0 E: 0 K: 0 S: 5	H: 1 LOB: 0 BB: 0 P: 8	R: 2 E: 0 K: 3 S: 17	H: 5 LOB: 3 BB: 0 P: 27	R: 0 E: 0 K: 2 S: 8	H: 1 LOB: 1 BB: 0 P: 12	R: 1 E: 0 K: 0 S: 13	H: 1 LOB: 2 BB: 2 P: 27	R: 1 E: 0 K: 1 S: 14	H: 3 LOB: 3 BB: 1 P: 21	R: 1 E: 0 K: 0 S: 13	H: 1 LOB: 1 BB: 1 P: 23	R: 3 E: 0 K: 0 S: 15	H: 3 LOB: 1 BB: 1 P: 23	1B: 12 2B: 3 3B: 0 HR: 1	SF: 1 SAC: 0 DP: 2 HBP: 0	WP: 0 PB: 0 SB: 2 CS: 1	PA: 45																
PITCHER	IP	WLS	BF	H	R	ER	SO	BB	IBB	HBP	BLK	WP	HR	S	P	ERA	WHIP	PITCHER				IP	WLS	BF	H	R	ER	SO	BB	IBB	HBP	BLK	WP	HR	S	P	ERA	WHIP
Chuck Finley, L (1, 1) ERA: 6.2	6.0	L	26	8	3	3	6	2	0	0	0	0	0	57	94	4.50	1.667					6.0	L	26	8	3	3	6	2	0	0	0	0	0	57	94	4.50	1.667
Chad Paronto, R (7, 1) ERA: 7.5	1.0		7	3	1	1	1	1	0	0	0	0	0	14	21	9.00	4.000					1.0		7	3	1	1	1	1	0	0	0	0	0	14	21	9.00	4.000
Mark Wohlers, R (8, 1) ERA: 8.36	1.0		5	1	1	1	0	1	0	0	0	0	0	13	23	9.00	2.000					1.0		5	1	1	1	0	1	0	0	0	0	13	23	9.00	2.000	
Charles Nagy, R (9, 1) ERA: 5.56	1.0		7	3	3	3	0	1	0	0	0	0	1	15	23	27.00	4.000					1.0		7	3	3	3	0	1	0	0	0	0	15	23	27.00	4.000	

Batter	1	2	3	4	5	6	7	8	9	AB	R	H	RBI	BB	SO	LOB	BOTTOM																					
Omar Vizquel, S (1, 6) OBP: 0.377, SLG: 0.510	CS			1B			L7			3	0	2	0	1	0	2	Anaheim Angels @ Cleveland Indians Jacobs Field, Cleveland, OH Thu May 02 2002, 7:05 PM EDT Att: 26,068 - Cloudy - 52 F																					
Ricky Gutierrez, R (1, 4) OBP: 0.285, SLG: 0.268	P4			L8			F7			4	0	0	0	0	0	4																						
Matt Lawton, L (1, 9) OBP: 0.363, SLG: 0.448	G5-3			G6-3			1B			3	0	0	0	1	0	1																						
Jim Thome, L (1, 10) OBP: 0.351, SLG: 0.489	K			G5-4-3			1B			3	0	1	0	1	1	1																						
Earl Snyder, R (1, 3) OBP: 0.300, SLG: 0.222				G5-4-3			K			4	0	1	0	0	2	3																						
Brady Anderson, L (1, 8) OBP: 0.355, SLG: 0.292	P5			K			K			4	0	0	0	0	2	3																						
Travis Fryman, R (1, 5) OBP: 0.289, SLG: 0.351	K						G5-3			4	0	1	0	0	1	1																						
Russell Branyan, L (1, 7) OBP: 0.276, SLG: 0.416							P4			3	0	1	0	1	0	1																						
Einar Diaz, R (1, 2) OBP: 0.273, SLG: 0.413	P6						G5-3			3	0	1	0	0	0	3																						
Inning Stats	R: 0 E: 0 K: 1 S: 13	H: 0 LOB: 1 BB: 1 P: 22	R: 0 E: 0 K: 1 S: 12	H: 1 LOB: 2 BB: 1 P: 25	R: 0 E: 0 K: 0 S: 10	H: 1 LOB: 0 BB: 0 P: 14	R: 0 E: 0 K: 1 S: 10	H: 0 LOB: 0 BB: 1 P: 17	R: 0 E: 0 K: 0 S: 9	H: 2 LOB: 2 BB: 0 P: 15	R: 0 E: 0 K: 2 S: 13	H: 1 LOB: 2 BB: 1 P: 21	R: 0 E: 0 K: 0 S: 18	H: 2 LOB: 2 BB: 0 P: 24	R: 0 E: 0 K: 1 S: 9	H: 0 LOB: 0 BB: 0 P: 13	R: 0 E: 0 K: 0 S: 8	H: 0 LOB: 0 BB: 0 P: 13	1B: 6 2B: 1 3B: 0 HR: 0	SF: 0 SAC: 0 DP: 1 HBP: 0	WP: 0 PB: 0 SB: 0 CS: 2	PA: 35																
PITCHER	IP	WLS	BF	H	R	ER	SO	BB	IBB	HBP	BLK	WP	HR	S	P	ERA	WHIP	PITCHER				IP	WLS	BF	H	R	ER	SO	BB	IBB	HBP	BLK	WP	HR	S	P	ERA	WHIP
Kevin Appier, R (1, 1) ERA: 2.88	6.0	W	24	5	0	0	0	4	0	0	0	0	0	18	24	0.00	1.500					6.0	W	24	5	0	0	0	4	0	0	0	0	0	18	24	0.00	1.500
Ben Weber, R (7, 1) ERA: 3.95	1.0		5	2	0	0	0	0	0	0	0	0	0	9	13	0.00	0.000					1.0		5	2	0	0	0	0	0	0	0	0	9	13	0.00	0.000	
Dennis Cook, L (8, 1) ERA: 0.9	1.0		3	0	0	0	1	0	0	0	0	0	0	8	13	0.00	0.000					1.0		3	0	0	0	0	0	0	0	0	0	8	13	0.00	0.000	
Lou Pote, R (9, 1) ERA: 1.84	1.0		3	0	0	0	0	0	0	0	0	0	0	8	13	0.00	0.000					1.0		3	0	0	0	0	0	0	0	0	8	13	0.00	0.000		

Batter	1	2	3	4	5	6	7	8	9	AB	R	H	RBI	BB	SO	LOB	TOP										
Frank Catalanotto, L (1.7) Gabe Kapler, R (9.7) OBP: 0.362, SLG: 0.432 OBP: 0.342, SLG: 0.373	K		L7		L7		10 S BB		29 BB 10 S BB	4	1	1	0	1	1	1											
10 Michael Young, R (1.4) OBP: 0.359, SLG: 0.424	K			F9	G5-3		K		BB 29 BB	4	0	0	0	1	2	1											
29 Rusty Greer, L (1.10) OBP: 0.364, SLG: 0.430	L8			G4-3	L9		G4-3		BB	4	0	0	0	1	0	1											
Alex Rodriguez, R (1.6) OBP: 0.408, SLG: 0.670		P4		1B 2B BB		1B 1B		FC4-6 BB	BB	2	1	1	1	3	0	0											
Rafael Palmeiro, L (1.3) OBP: 0.370, SLG: 0.560	G6-3			2B 1B		K		FC4-6 G5-3	G4-3	5	1	1	0	0	1	5											
Carl Everett, S (1.9) OBP: 0.225, SLG: 0.327	F8			WP 9 1B 2B		1B		G5-3		4	1	2	2	0	0	1											
Bill Haselman, R (1.2) OBP: 0.301, SLG: 0.373				BB	9 1B BB	K		K		2	0	0	0	2	2	3											
9 Hank Blalock, L (1.5) OBP: 0.290, SLG: 0.305			K	BB	1B	K			G4-3	4	0	1	1	0	2	3											
Calvin Murray, R (1.8) OBP: 0.224, SLG: 0.283	F8			K		K			G5-3	4	0	0	0	0	2	3											
Inning Stats	R: 0 E: 0 K: 2 S: 12	H: 0 LOB: 0 BB: 0 P: 18	R: 0 E: 0 K: 0 S: 10	H: 0 LOB: 0 BB: 0 P: 18	R: 0 E: 0 K: 1 S: 9	H: 0 LOB: 1 BB: 1 P: 17	R: 3 E: 0 K: 1 S: 18	H: 3 LOB: 2 BB: 2 P: 37	R: 0 E: 0 K: 3 S: 12	H: 2 LOB: 2 BB: 0 P: 15	R: 0 E: 0 K: 2 S: 12	H: 0 LOB: 1 BB: 1 P: 21	R: 0 E: 0 K: 1 S: 7	H: 0 LOB: 1 BB: 1 P: 14	R: 1 E: 0 K: 0 S: 14	H: 1 LOB: 3 BB: 3 P: 31	1B: 5 2B: 1 3B: 0 HR: 0	SF: 0 SAC: 0 DP: 0 HBP: 0	WP: 1 PB: 0 SB: 2 CS: 0	PA: 41							
PITCHER	IP	WLS	BF	H	R	ER	SO	BB	IBB	HBP	BLK	WP	HR	S	P	ERA	WHIP										
Danys Baez, R (1.1) ERA: 4.5	5.0	L	21	3	3	3	4	3	0	0	0	1	0	61	108	5.40	1.200										
David Riske, R (6.1) ERA: 4.5	1.2		8	2	0	0	5	1	0	0	0	0	0	21	30	0.00	1.800										
Ricardo Rincon, L (7.1) ERA: 3.27	0.1		1	0	0	0	0	0	0	0	0	0	0	3	6	0.00	0.000										
Paul Shuey, R (8.1) ERA: 5.4	1.0		4	0	0	0	1	1	0	0	0	0	0	7	14	0.00	1.000										
Bob Wickman, R (9.1) ERA: 5.4	1.0		7	1	1	1	0	3	0	0	0	0	0	14	31	9.00	4.000										

Texas Rangers @ Cleveland Indians
Jacobs Field, Cleveland, OH
Fri May 03 2002, 7:05 PM EDT
Att: 32,846 - Sunny - 49 F

AB 33
R 4
H 6
RBI 4
BB 8
SO 10
LOB 18

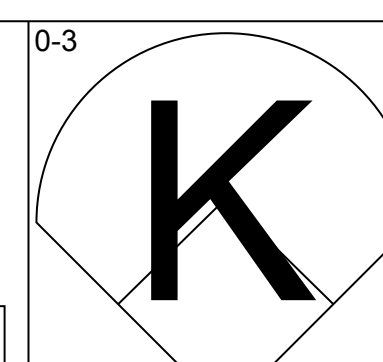
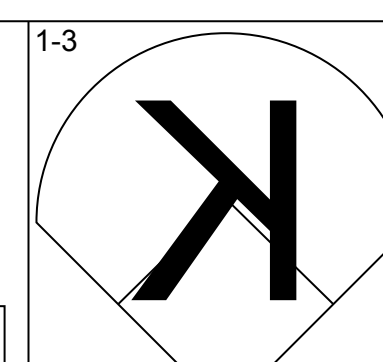
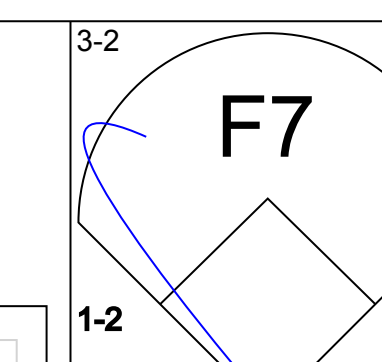
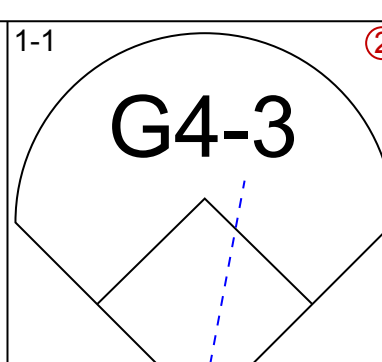
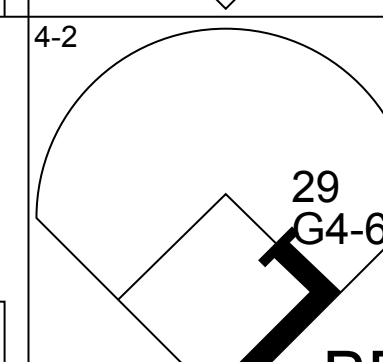
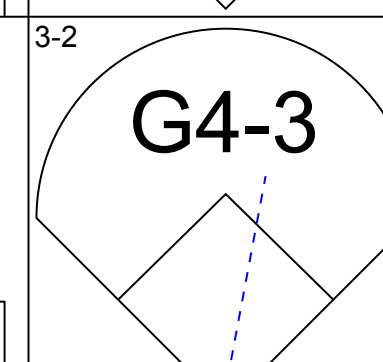
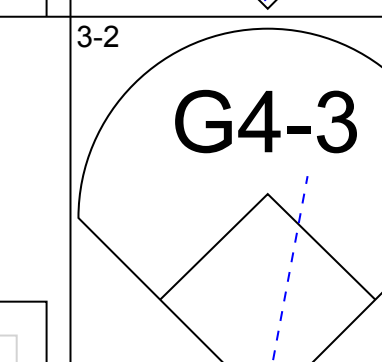
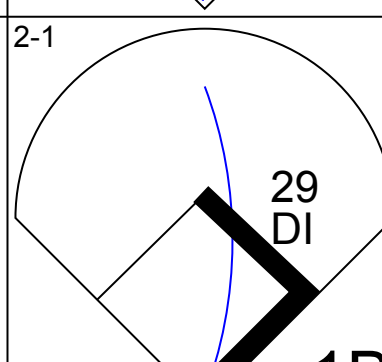
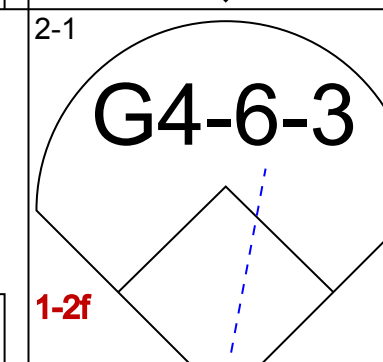
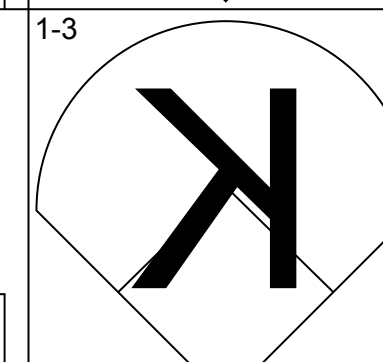
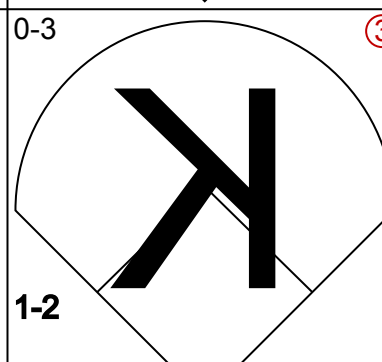
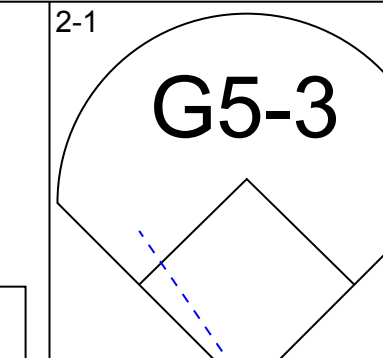
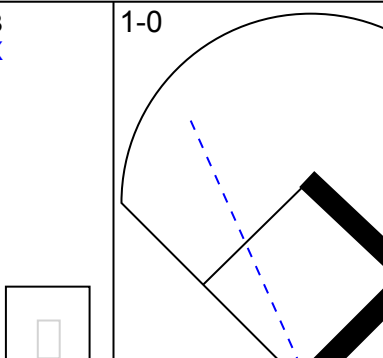
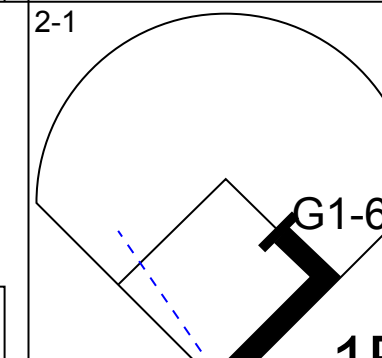
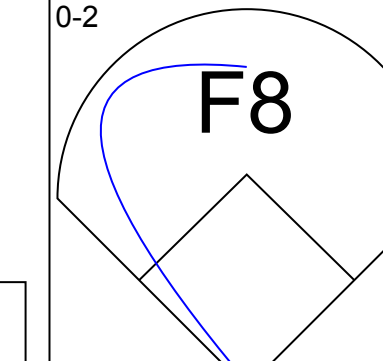
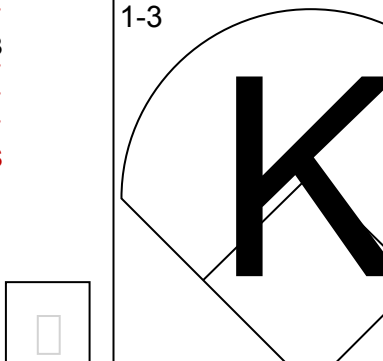
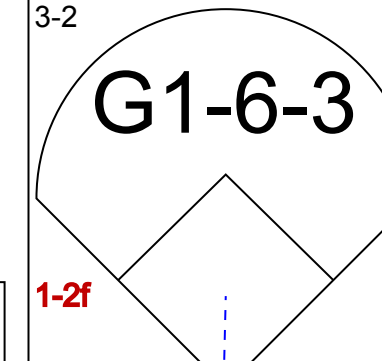
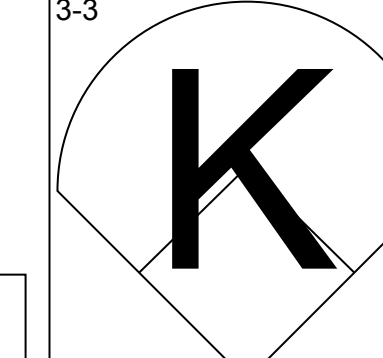
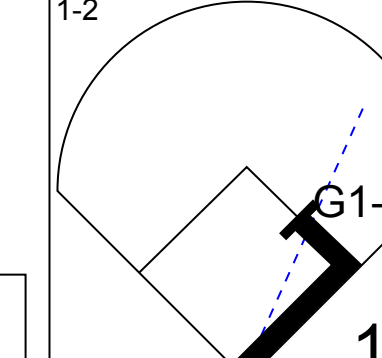
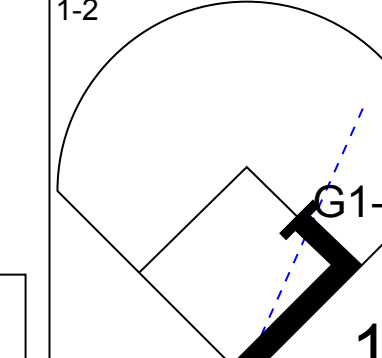
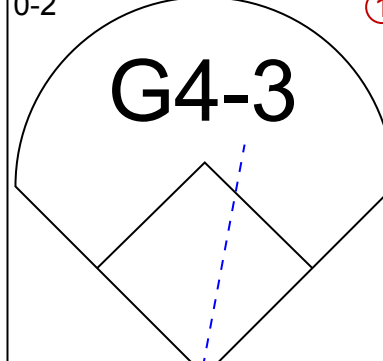
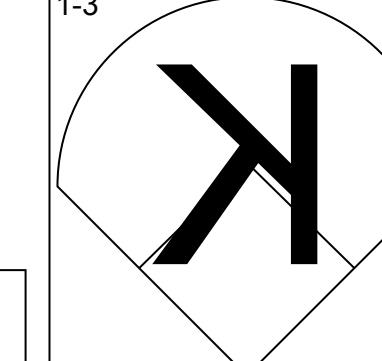
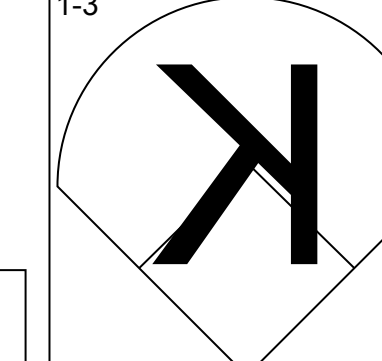
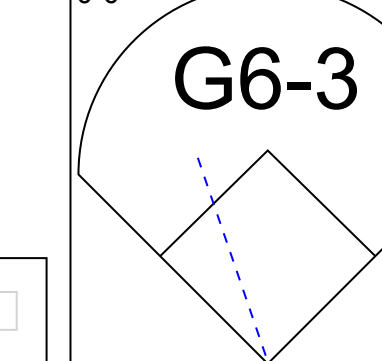
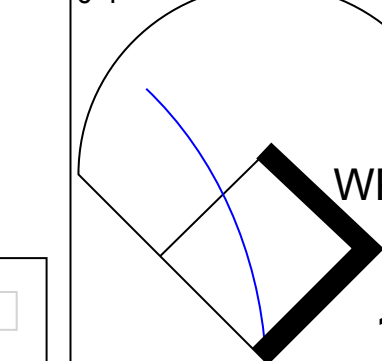
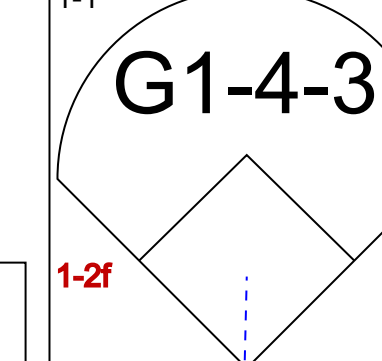
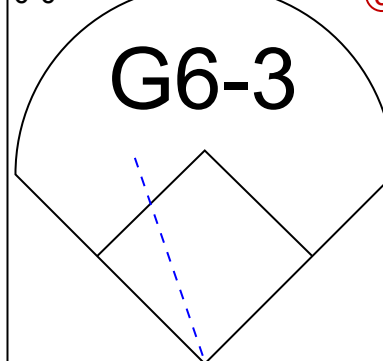
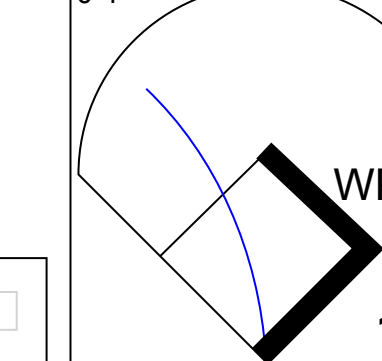
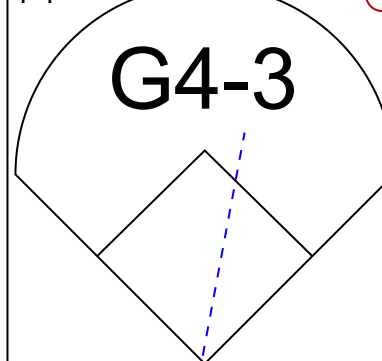


Batter	1	2	3	4	5	6	7	8	9	AB	R	H	RBI	BB	SO	LOB	BOTTOM										
Omar Vizquel, S (1.6) OBP: 0.370, SLG: 0.490	G1-3	L4		1B 1B BB		G6-3		F8		4	1	0	0	1	0	4											
Ricky Gutierrez, R (1.4) OBP: 0.271, SLG: 0.275	1B		F8	1B 1B		K		FC4-6		5	0	2	0	0	1	2											
Travis Fryman, R (1.5) OBP: 0.284, SLG: 0.357	K		BB	1B 1B 2B		K			BB	4	0	2	1	1	2	1											
Jim Thome, L (1.10) OBP: 0.345, SLG: 0.485	L7		P6	G4-3					BB	5	0	1	0	0	1	5											
Earl Snyder, R (1.3) OBP: 0.400, SLG: 0.333		1B 2B		E BB		F9			P4	3	1	1	0	2	0	1											
Matt Lawton, L (1.9) OBP: 0.349, SLG: 0.427	G6-3		E4		G3-1		F8		G4-3	5	0	0	0	0	0	6											
Jolbert Cabrera, R (1.8) OBP: 0.261, SLG: 0.348	L9		K		F8		K			4	0	0	0	0	2	6											
Russell Branyan, L (1.7) OBP: 0.289, SLG: 0.425				G3						3	0	2	1	0	0	0											
Ellis Burks, R (8, PH) OBP: 0.417, SLG: 0.538						G6-3 SH5-4				1	0	0	0	0	1	0											
Eddie Pérez, R (9.2) OBP: 0.261, SLG: 0.348						1B		K		0	0	0	0	0	0	0											
Einar Diaz, R (1.2) OBP: 0.278, SLG: 0.408										1	0	0	0	1	0	0											
Brady Anderson, L (8, PH) OBP: 0.365, SLG: 0.292						G5-3		SH5-4		0	0	0	0	1	0	0											
									FC4-6 BB	0	0	0	0	1	0	0											
Inning Stats	R: 0 E: 0 K: 1 S: 8	H: 1 LOB: 1 BB: 0 P: 9	R: 1 E: 0 K: 0 S: 13	H: 2 LOB: 2 BB: 1 P: 21	R: 0 E: 1 K: 1 S: 10	H: 1 LOB: 3 BB: 1 P: 21	R: 1 E: 0 K: 0 S: 10	H: 2 LOB: 2 BB: 1 P: 20	R: 0 E: 0 K: 1 S: 10	H: 1 LOB: 1 BB: 0 P: 14	R: 0 E: 0 K: 2 S: 14	H: 1 LOB: 2 BB: 1 P: 21	R: 0 E: 0 K: 1 S: 8	H: 0 LOB: 1 BB: 1 P: 16	R: 0 E: 0 K: 1 S: 10	H: 0 LOB: 1 BB: 1 P: 19	1B: 6 2B: 2 3B: 0 HR: 0	SF: 0 SAC: 1 DP: 0 HBP: 0	WP: 0 PB: 0 SB: 0 CS: 0	PA: 42							
PITCHER	IP	WLS	BF	H	R	ER	SO	BB	IBB	HBP	BLK	WP	HR	S	P	ERA	WHIP										
Doug Davis, L (1.1) ERA: 4.17	5.2	W	28	7	2	2	2	3	0	0	0	0	0	53	88	3.18	1.765										
Steve Woodard, R (6.1) ERA: 3.65	0.2	H	4	1	0	0	2	1	0	0	0	0	0	11	17	0.00	3.000										
John Rocker, L (7.1) ERA: 7.88	0.2	H	2	0	0	0	1	0	0	0	0	0	0	6	8	0.00	0.000										
Rudy Seanez, R (8.1) ERA: 4.85	1.0	H	4	0	0	0	1	1	0	0	0	0	0	8	16	0.00	1.000										
Hideki Irabu, R (9.1) ERA: 5.63	1.0	S	4	0	0	0	1	1	0	0	0	0	0	10	19	0.00	1.000										

Texas Rangers @ Cleveland Indians
Jacobs Field, Cleveland, OH
Fri May 03 2002, 7:05 PM EDT
Att: 32,846 - Sunny - 49 F

AB 35
R 2
H 8
RBI 2
BB 6
SO 7
LOB 25

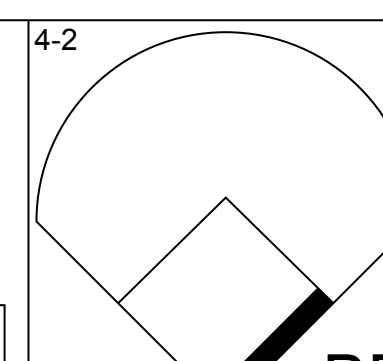
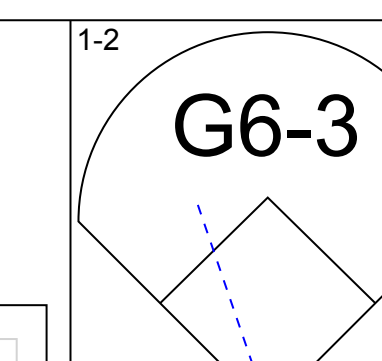
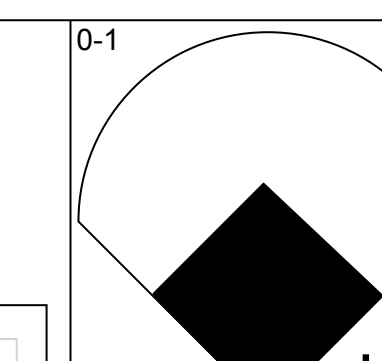
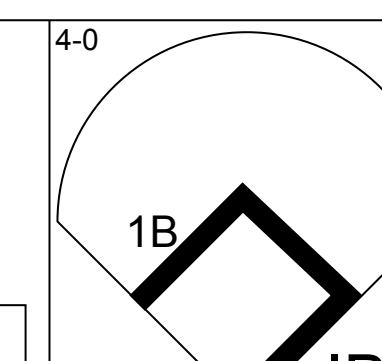
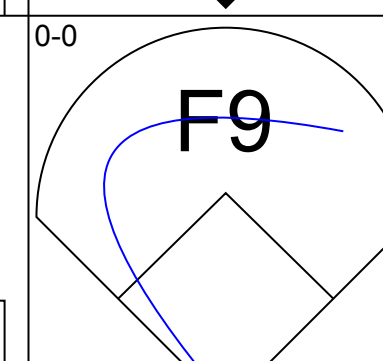
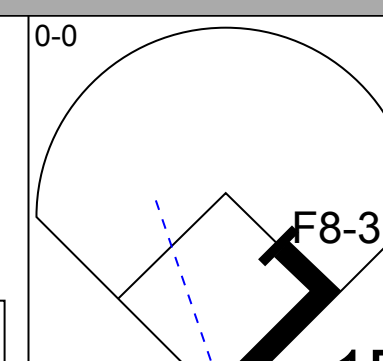
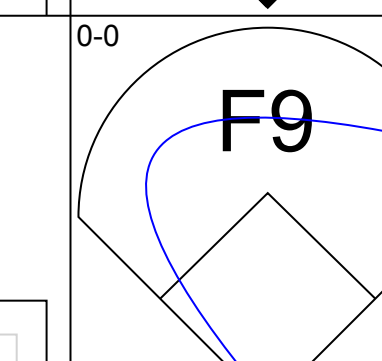
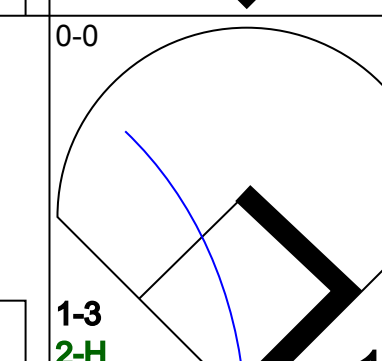
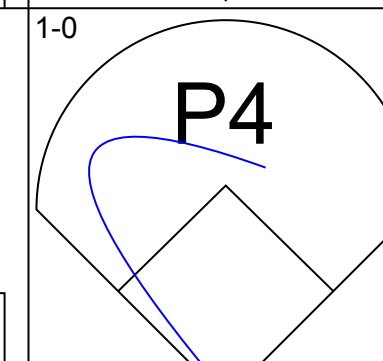
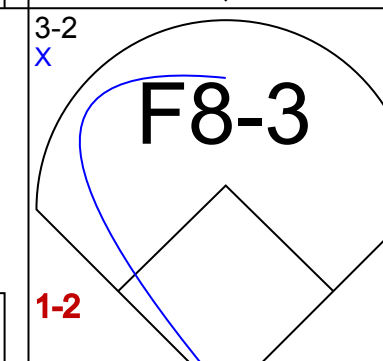

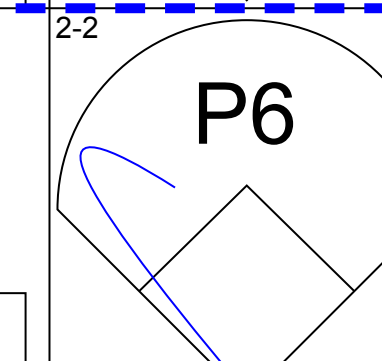
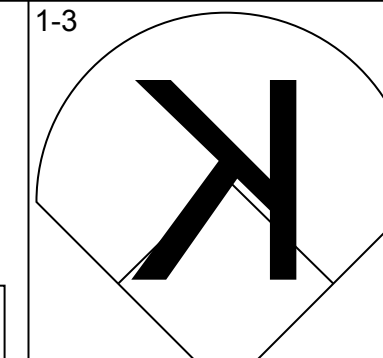
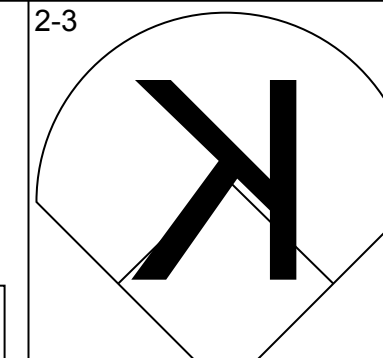


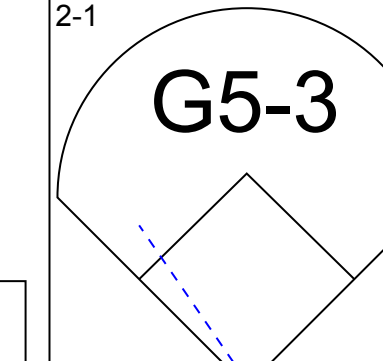
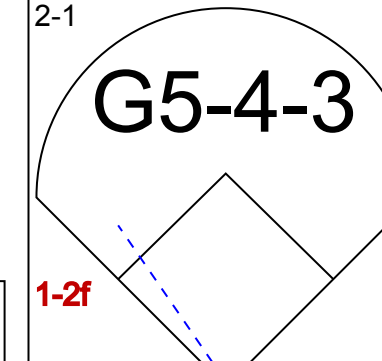
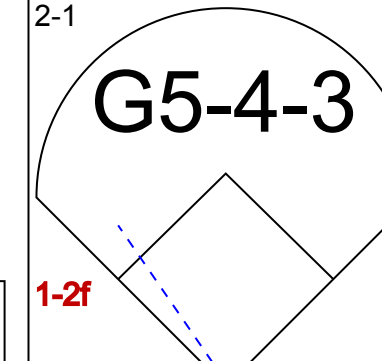
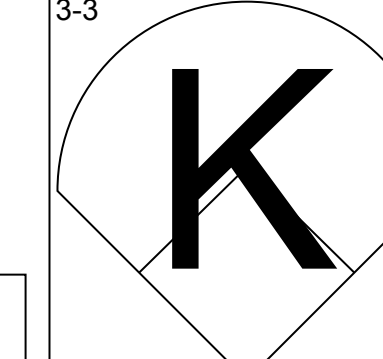
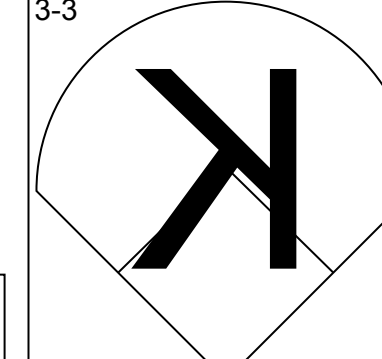
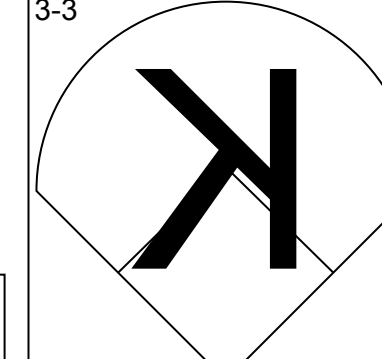
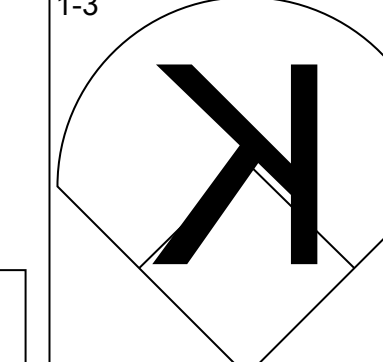
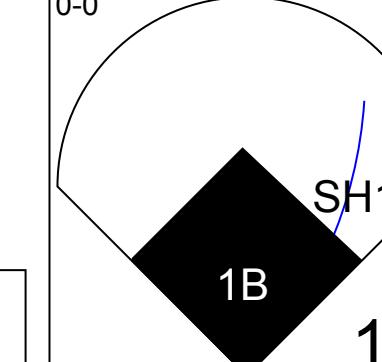
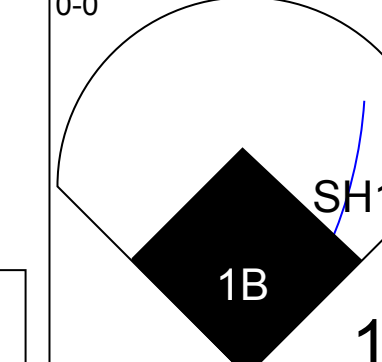
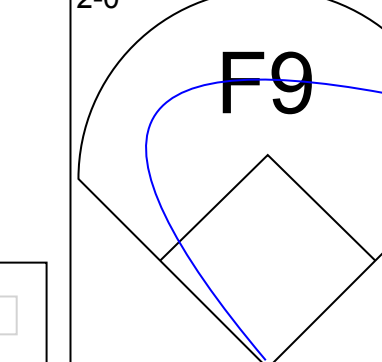
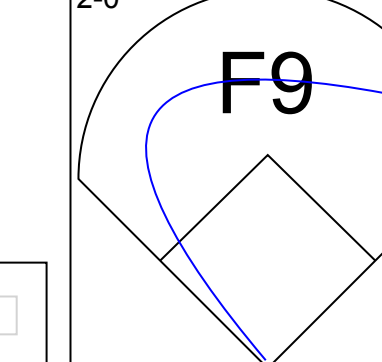
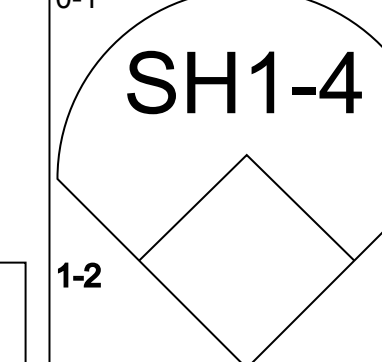
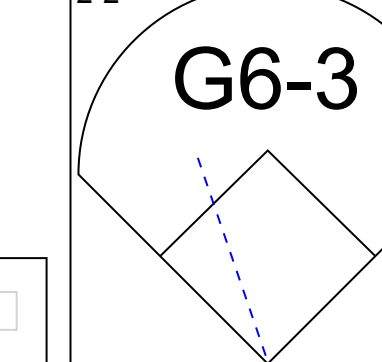
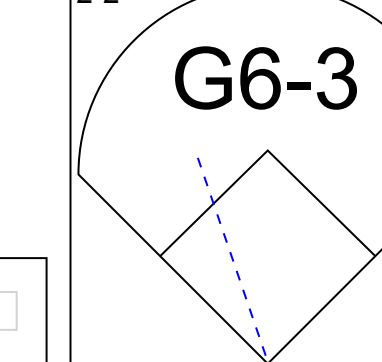


Batter	1	2	3	4	5	6	7	8	9	AB	R	H	RBI	BB	SO	LOB	TOP										
Mike Lamb, L (1,3) OBP: 0.111, SLG: 0.192										4	0	0	0	0	2	1											
10 Michael Young, R (1,4) OBP: 0.368, SLG: 0.419										3	0	1	0	1	0	1											
29 Rusty Greer, L (1,7) OBP: 0.352, SLG: 0.415										4	0	0	0	0	3	2											
Alex Rodriguez, R (1,6) OBP: 0.414, SLG: 0.679										3	0	2	0	0	0	0											
Rafael Palmeiro, L (1,10) OBP: 0.362, SLG: 0.545										3	0	0	0	0	1	2											
Carl Everett, S (1,9) Gabe Kapler, R (8, PR) (8,9) OBP: 0.342, SLG: 0.373										3	0	1	0	0	1	1											
Herbert Perry, R (1,5) OBP: 0.367, SLG: 0.423										3	0	0	0	0	2	2											
Héctor Ortiz, R (1,2) Frank Catalanotto, L (8, PH) (8,2) Bill Haselman, R (8,2) OBP: 0.351, SLG: 0.373										2	0	0	0	0	1	0											
Calvin Murray, R (1,8) OBP: 0.231, SLG: 0.286										3	0	1	0	0	0	0											
Inning Stats	R: 0 E: 0 K: 1 S: 8	H: 0 LOB: 0 BB: 1 P: 14	R: 0 E: 0 K: 1 S: 8	H: 0 LOB: 0 BB: 0 P: 13	R: 0 E: 0 K: 1 S: 8	H: 0 LOB: 0 BB: 0 P: 8	R: 0 E: 0 K: 2 S: 14	H: 0 LOB: 0 BB: 0 P: 19	R: 0 E: 0 K: 2 S: 15	H: 1 LOB: 1 BB: 0 P: 20	R: 0 E: 0 K: 0 S: 14	H: 1 LOB: 0 BB: 0 P: 20	R: 0 E: 0 K: 1 S: 12	H: 1 LOB: 0 BB: 0 P: 20	R: 0 E: 0 K: 1 S: 8	H: 1 LOB: 1 BB: 0 P: 11	R: 0 E: 0 K: 1 S: 9	H: 1 LOB: 1 BB: 0 P: 13	1B: 4 2B: 1 3B: 0 HR: 0	SF: 0 SAC: 0 DP: 3 HBP: 0	WP: 1 PB: 0 SB: 0 CS: 0	PA: 30					
PITCHER	IP	WLS	BF	H	R	ER	SO	BB	IBB	HBP	BLK	WP	HR	S	P	ERA	WHIP										
Bartolo Colon, R (1,1) ERA: 2.92	8.0	W	26	4	0	0	9	1	0	0	0	1	0	87	125	0.00	0.625										
Bob Wickman, R (9,1) ERA: 4.82	1.0	S	4	1	0	0	1	0	0	0	0	0	0	9	13	0.00	1.000										

Texas Rangers @ Cleveland Indians
Jacobs Field, Cleveland, OH
Sat May 04 2002, 1:05 PM EDT
Att: 33,788 - Cloudy - 57 F

AB 29
R 0
H 5
RBI 0
BB 1
SO 10
LOB 10



Batter	1	2	3	4	5	6	7	8	9	AB	R	H	RBI	BB	SO	LOB	BOTTOM										
Omar Vizquel, S (1,6) OBP: 0.382, SLG: 0.519										2	1	1	1	2	0	0											
Ricky Gutierrez, R (1,4) OBP: 0.279, SLG: 0.283										4	0	2	1	0	0	1											
Matt Lawton, L (1,10) OBP: 0.346, SLG: 0.430										4	1	1	0	0	0	4											
Jim Thome, L (1,3) OBP: 0.344, SLG: 0.480										3	0	1	1	0	2	1											
Travis Fryman, R (1,5) OBP: 0.277, SLG: 0.347										3	0	0	0	0	0	1											
Brady Anderson, L (1,9) OBP: 0.348, SLG: 0.275										3	0	0	0	0	2	0											
Russell Branyan, L (1,7) OBP: 0.290, SLG: 0.422										3	1	1	0	0	1	0											
Eddie Pérez, R (1,2) OBP: 0.280, SLG: 0.360										2	0	1	0	0	0	0											
Jolbert Cabrera, R (1,8) OBP: 0.280, SLG: 0.360										3	0	0	0	0	0	2											
Inning Stats	R: 0 E: 0 K: 1 S: 9	H: 0 LOB: 1 BB: 1 P: 15	R: 0 E: 0 K: 2 S: 11	H: 0 LOB: 0 BB: 0 P: 17	R: 0 E: 0 K: 0 S: 6	H: 1 LOB: 0 BB: 0 P: 9	R: 0 E: 0 K: 1 S: 11	H: 1 LOB: 0 BB: 0 P: 16	R: 0 E: 0 K: 0 S: 8	H: 0 LOB: 0 BB: 0 P: 14	R: 1 E: 0 K: 1 S: 7	H: 1 LOB: 0 BB: 0 P: 11	R: 1 E: 0 K: 1 S: 8	H: 2 LOB: 0 BB: 0 P: 14	R: 1 E: 0 K: 0 S: 10	H: 2 LOB: 2 BB: 1 P: 16	1B: 5 2B: 2 3B: 0 HR: 1	SF: 0 SAC: 1 DP: 3 HBP: 0	WP: 0 PB: 0 SB: 0 CS: 0	PA: 30							
PITCHER	IP	WLS	BF	H	R	ER	SO	BB	IBB	HBP	BLK	WP	HR	S	P	ERA	WHIP										
Ismael Valdez, R (1,1) ERA: 3.58	7.2	L	29	7	3	3	5	1	0	0	0	0	0	66	106	3.52	1.043										
Chris Michalak, L (8,1) ERA: 5.06	0.1		1	0	0	0	0	0	0	0	0	0	0	4	6	0.00	0.000										

Texas Rangers @ Cleveland Indians
Jacobs Field, Cleveland, OH
Sat May 04 2002, 1:05 PM EDT
Att: 33,788 - Cloudy - 57 F

AB 27
R 3
H 7
RBI 3
BB 2
SO 5
LOB 9



Batter	1	2	3	4	5	6	7	8	9	AB	R	H	RBI	BB	SO	LOB	TOP											
10 Michael Young, R OBP: 0.342, SLG: 0.388										5	0	0	0	0	2	6												
29 Rusty Greer, L OBP: 0.354, SLG: 0.410										4	0	1	0	1	1	2												
Alex Rodriguez, R OBP: 0.413, SLG: 0.667										5	0	2	1	0	2	1												
Rafael Palmeiro, L OBP: 0.363, SLG: 0.534										4	0	1	0	1	0	1												
Herbert Perry, R OBP: 0.324, SLG: 0.367										4	0	0	0	0	1	6												
Gabe Kapler, R OBP: 0.338, SLG: 0.366										4	1	1	0	0	1	2												
Bill Haselman, R OBP: 0.325, SLG: 0.394										4	0	3	0	0	0	2												
9 Hank Blalock, L OBP: 0.289, SLG: 0.314										4	0	1	0	0	1	3												
Calvin Murray, R OBP: 0.250, SLG: 0.340										4	1	2	1	0	0	3												
Inning Stats	R: 0 E: 0 K: 3 S: 12	H: 0 LOB: 0 BB: 0 P: 20	R: 0 E: 0 K: 0 S: 7	H: 0 LOB: 0 BB: 0 P: 10	R: 0 E: 0 K: 1 S: 10	H: 1 LOB: 1 BB: 0 P: 16	R: 0 E: 0 K: 0 S: 8	H: 1 LOB: 1 BB: 0 P: 14	R: 1 E: 0 K: 1 S: 12	H: 3 LOB: 2 BB: 0 P: 17	R: 0 E: 0 K: 1 S: 12	H: 2 LOB: 2 BB: 0 P: 18	R: 1 E: 0 K: 1 S: 16	H: 2 LOB: 3 BB: 2 P: 28	R: 0 E: 0 K: 0 S: 12	H: 2 LOB: 2 BB: 0 P: 18	R: 0 E: 0 K: 1 S: 9	H: 0 LOB: 0 BB: 0 P: 12	1B: 8 2B: 3 3B: 0 HR: 0	SF: 0 SAC: 0 DP: 0 HBP: 0	WP: 1 PB: 0 SB: 0 CS: 0	PA: 40						
PITCHER	IP	WLS	BF	H	R	ER	SO	BB	IBB	HBP	BLK	WP	HR	S	P	ERA	WHIP											
CC Sabathia, L ERA: 6.13	(1, 1)	6.2	W	31	9	2	2	6	2	0	0	0	1	0	73	119	2.70	1.650										
David Riske, R ERA: 4.11	(7, 1)	1.1		6	2	0	0	1	0	0	0	0	0	16	22	0.00	1.500											
Paul Shuey, R ERA:	(9, 1)	1.0		3	0	0	0	1	0	0	0	0	0	9	12	0.00	0.000											

Texas Rangers @ Cleveland Indians
Jacobs Field, Cleveland, OH
Sun May 05 2002, 1:05 PM EDT
Att: 31,990 - Sunny - 69 F

AB 38
R 2
H 11
RBI 2
BB 2
SO 8
LOB 26



Batter	1	2	3	4	5	6	7	8	9	AB	R	H	RBI	BB	SO	LOB	BOTTOM										
Omar Vizquel, S OBP: 0.406, SLG: 0.569										5	2	5	2	0	0	0											
Ricky Gutierrez, R OBP: 0.276, SLG: 0.279										5	0	1	0	0	2	6											
Travis Fryman, R OBP: 0.282, SLG: 0.343										4	0	1	2	1	1	5											
Jim Thome, L OBP: 0.346, SLG: 0.481										4	1	2	2	0	1	3											
Earl Snyder, R OBP: 0.350, SLG: 0.250										4	0	0	0	1	2	6											
Matt Lawton, L OBP: 0.350, SLG: 0.475										4	2	2	2	0	0	1											
Jolbert Cabrera, R OBP: 0.182, SLG: 0.273										4	1	2	1	0	0	1											
Russell Branyan, L OBP: 0.278, SLG: 0.402										4	0	0	0	0	3	3											
Einar Diaz, R OBP: 0.301, SLG: 0.438										4	3	3	0	0	0	1											
Inning Stats	R: 0 E: 0 K: 1 S: 6	H: 1 LOB: 0 BB: 0 P: 10	R: 2 E: 0 K: 1 S: 14	H: 3 LOB: 1 BB: 0 P: 21	R: 0 E: 0 K: 1 S: 14	H: 1 LOB: 1 BB: 1 P: 22	R: 4 E: 0 K: 3 S: 19	H: 5 LOB: 1 BB: 0 P: 27	R: 0 E: 0 K: 0 S: 9	H: 0 LOB: 1 BB: 1 P: 14	R: 2 E: 0 K: 0 S: 11	H: 3 LOB: 1 BB: 0 P: 16	R: 0 E: 0 K: 1 S: 9	H: 0 LOB: 0 BB: 0 P: 14	R: 1 E: 0 K: 2 S: 16	H: 3 LOB: 2 BB: 0 P: 27	R: 0 E: 0 K: 1 S: 9	H: 0 LOB: 0 BB: 0 P: 12	1B: 9 2B: 5 3B: 1 HR: 1	SF: 1 SAC: 0 DP: 1 HBP: 0	WP: 0 PB: 0 SB: 0 CS: 0	PA: 41					
PITCHER	IP	WLS	BF	H	R	ER	SO	BB	IBB	HBP	BLK	WP	HR	S	P	ERA	WHIP										
Kenny Rogers, L ERA: 3.07	(1, 1)	4.0	L	22	10	6	6	6	1	0	0	0	0	53	80	13.50	2.750										
Steve Woodard, R ERA: 4.61	(5, 1)	1.1		8	3	2	2	0	1	0	0	0	0	18	28	13.50	3.000										
Randy Flores, L ERA:	(6, 1)	1.2		5	0	0	0	1	0	0	0	0	0	11	16	0.00	0.000										
John Rocker, L ERA: 8.0	(8, 1)	1.0		6	3	1	1	2	0	0	0	0	0	16	27	9.00	3.000										

Texas Rangers @ Cleveland Indians
Jacobs Field, Cleveland, OH
Sun May 05 2002, 1:05 PM EDT
Att: 31,990 - Sunny - 69 F

AB 38
R 9
H 16
RBI 9
BB 2
SO 9
LOB 26



Batter	1	2	3	4	5	6	7	8	9	AB	R	H	RBI	BB	SO	LOB	TOP				
Omar Vizquel, S OBP: 0.414, SLG: 0.566 (1, 6)	1-3 K		2-3 K		4-2 WP CS F7 BB		1-2 1B		1-1 HR 1B	4	1	2	0	1	2	1	Cleveland Indians @ Baltimore Orioles Oriole Park at Camden Yards, Baltimore, MD Mon May 06 2002, 7:05 PM EDT Att: 24,976 - Sunny - 72 F				
Ricky Gutierrez, R OBP: 0.291, SLG: 0.284 (1, 4)	2-1 F9			2-1 1B HR 1B	0-1 F7		2-2 1B FC4-6	2-2 F8	5	1	2	0	0	0	2						
Matt Lawton, L OBP: 0.359, SLG: 0.500 (1, 9)	2-1 G2-3			2-1 1B HR 1B	4-0 BB		1-0 FC4-6	1-0 HR	4	2	2	2	1	0	2						
Jim Thome, L OBP: 0.341, SLG: 0.495 (1, 3)		0-1 F7		0-0 HR	0-3 K		2-2 G6-3	0-1 G1-5-3	5	1	1	3	0	1	2						
Travis Fryman, R OBP: 0.295, SLG: 0.355 (1, 5)		2-2 1B G5-4-3		0-0 1B SF9 1B	2-1 CS	3-2 1B G6-3	2-2 F8	2-2 G4-3	5	1	3	0	0	0	0						
Brady Anderson, L OBP: 0.357, SLG: 0.309 (1, 10)		2-1 G5-4-3		3-2 1B S	1-1 G6-3	1-1 G6-3	1-1 1B		4	1	2	0	0	0	2						
Jolbert Cabrera, R OBP: 0.200, SLG: 0.286 (1, 8)			0-1 L5	0-1 SF9		0-1 F9	0-2 HR 1B		3	1	1	2	0	0	0						
Russell Branyan, L OBP: 0.277, SLG: 0.429 (1, 7)			1-3 K	2-3 K			2-1 K	0-0 HR	4	1	1	2	0	3	1						
Einar Diaz, R OBP: 0.299, SLG: 0.429 (1, 2)			2-1 1B	2-0 G1-3			2-1 L6	0-1 G4-3	4	0	1	0	0	0	1						
Inning Stats	R: 0 E: 0 K: 1 S: 7	H: 0 LOB: 0 BB: 0 P: 12	R: 0 E: 0 K: 0 S: 7	H: 1 LOB: 0 BB: 0 P: 11	R: 0 E: 0 K: 2 S: 12	H: 1 LOB: 1 BB: 0 P: 17	R: 4 E: 0 K: 1 S: 15	H: 5 LOB: 1 BB: 2 P: 26	R: 0 E: 0 K: 0 S: 11	H: 1 LOB: 0 BB: 0 P: 11	R: 0 E: 0 K: 1 S: 14	H: 2 LOB: 2 BB: 0 P: 20	R: 3 E: 0 K: 0 S: 16	H: 3 LOB: 0 BB: 0 P: 21	R: 2 E: 0 K: 0 S: 15	H: 2 LOB: 0 BB: 0 P: 21	1B: 11 2B: 1 3B: 0 HR: 3	SF: 1 SAC: 0 DP: 2 HBP: 0	WP: 1 PB: 0 SB: 1 CS: 1	PA: 42	
PITCHER	IP	WLS	BF	H	R	ER	SO	BB	IBB	HBP	BLK	WP	HR	S	P	ERA	WHIP				
Sean Douglass, R ERA: 8.49 (1, 1)	5.0		22	7	4	4	5	2	0	0	0	1	1	52	87	7.20	1.800				
Willis Roberts, R ERA: 1.75 (6, 1)	2.0		8	3	0	0	1	0	0	0	0	0	0	21	31	0.00	1.500				
Buddy Groom, L ERA: 3.48 (8, 1)	1.0	L	6	3	3	3	0	0	0	0	0	0	1	16	21	27.00	3.000				
Travis Driskill, R ERA: 8.31 (9, 1)	1.0		5	2	2	2	0	0	0	0	0	0	1	15	21	18.00	2.000				

AB	38
R	9
H	15
RBI	9
BB	2
SO	6
LOB	11



Batter	1	2	3	4	5	6	7	8	9	AB	R	H	RBI	BB	SO	LOB	BOTTOM				
6 Melvin Mora, R OBP: 0.447, SLG: 0.462 (1, 7)	1-2 G5-3		2-2 F9		0-2 3B 1B			1-2 G6-3 2B		4	1	2	0	0	0	1	Cleveland Indians @ Baltimore Orioles Oriole Park at Camden Yards, Baltimore, MD Mon May 06 2002, 7:05 PM EDT Att: 24,976 - Sunny - 72 F				
Chris Singleton, L OBP: 0.196, SLG: 0.275 (1, 8)	2-2 G3		1-0 F9		1-0 9-1-5 3B			0-3 K		4	0	1	3	0	1	2					
Jeff Conine, R OBP: 0.268, SLG: 0.382 (1, 3)	3-2 F9			1-1 F9	0-0 9-1-5			2-2 G6-3		4	0	0	0	0	0	2					
31 Jay Gibbons, L OBP: 0.333, SLG: 0.530 (1, 9)		1-0 F8		0-1 HR			1-0 F8	0-3 K2-3		4	1	1	1	0	1	1					
Tony Batista, R OBP: 0.323, SLG: 0.576 (1, 5)		2-1 F9		3-3 K			1-0 F7	4-1 1B BB		3	0	0	0	1	1	0					
21 Marty Cordova, R OBP: 0.418, SLG: 0.566 (1, 10)		0-1 2B		0-2 F9			3-3 K	0-0 F8		4	0	1	0	0	1	1					
Mike Bordick, R OBP: 0.283, SLG: 0.366 (1, 6)		1-0 G6-3			3-2 G3 3B 2B			2-2 F9	2-1 1B	4	1	2	0	0	0	1					
Izzy Molina, R OBP: 0.333, SLG: 0.333 (1, 2)			2-2 L1		1-1 G3 3B 1B			0-3 K		3	1	1	0	0	0	0					
Gary Matthews, S ERA: 0.282 (9, PH)										1	0	0	0	0	1	2					
Jerry Hairston, R OBP: 0.276, SLG: 0.264 (1, 4)			2-2 1B		1-2 G3			3-2 F8	1-1 P4	4	0	1	0	0	0	4					
Inning Stats	R: 0 E: 0 K: 0 S: 9	H: 0 LOB: 0 BB: 0 P: 15	R: 0 E: 0 K: 0 S: 6	H: 1 LOB: 1 BB: 0 P: 10	R: 0 E: 0 K: 0 S: 12	H: 1 LOB: 1 BB: 0 P: 19	R: 1 E: 0 K: 1 S: 10	H: 1 LOB: 0 BB: 0 P: 14	R: 3 E: 0 K: 0 S: 18	H: 4 LOB: 0 BB: 0 P: 24	R: 0 E: 0 K: 1 S: 5	H: 0 LOB: 0 BB: 0 P: 10	R: 0 E: 0 K: 2 S: 13	H: 1 LOB: 1 BB: 0 P: 16	R: 0 E: 0 K: 1 S: 9	H: 1 LOB: 2 BB: 1 P: 16	1B: 4 2B: 4 3B: 1 HR: 1	SF: 0 SAC: 0 DP: 1 HBP: 0	WP: 0 PB: 0 SB: 0 CS: 0	PA: 36	
PITCHER	IP	WLS	BF	H	R	ER	SO	BB	IBB	HBP	BLK	WP	HR	S	P	ERA	WHIP				
Ryan Drese, R ERA: 6.75 (1, 1)	7.0		27	7	4	4	2	0	0	0	0	0	0	13	16	0.00	1.000				
Paul Shuey, R ERA: 3.86 (8, 1)	1.0	H	4	1	0	0	2	0	0	0	0	0	0	9	16	0.00	2.000				
David Riske, R ERA: 3.86 (9, 1)	1.0		5	1	0	0	1	1	0	0	0	0	0	9	16	0.00	2.000				

AB	35
R	4
H	9
RBI	4
BB	1
SO	5
LOB	14



Batter	1	2	3	4	5	6	7	8	9	10	AB	R	H	RBI	BB	SO	LOB	TOP					
Omar Vizquel, S OBP: 0.416, SLG: 0.560 (1, 6)	G6-3 BB		L1-3 1B		L1-3 1-2 1B			F5			3	0	1	0	1	0	1						
Ricky Gutierrez, R OBP: 0.288, SLG: 0.308 (1, 4)	G6-3		F9		HR			K			4	1	1	1	0	1	3						
Matt Lawton, L OBP: 0.356, SLG: 0.492 (1, 10)	G1-3		L4		L4			K			4	0	1	1	0	1	1						
Jim Thome, L OBP: 0.331, SLG: 0.478 (1, 3)	G4-3		G3-1 1B					K			4	0	0	0	0	1	3						
Travis Fryman, R OBP: 0.268, SLG: 0.342 (1, 5)		G6-3		L8				G5-3			4	0	0	0	0	0	0						
Brady Anderson, L OBP: 0.338, SLG: 0.288 (1, 9)		K		K				K			4	0	0	0	0	4	0						
Johel Cabrera, R OBP: 0.158, SLG: 0.222 (1, 8)		F9		G6-3				P3			4	0	0	0	0	0	0						
Russell Branyan, L OBP: 0.276, SLG: 0.453 (1, 7)			K		HR			G6-3			4	1	1	1	0	1	0						
Einar Diaz, R OBP: 0.308, SLG: 0.425 (1, 2)			1B 1B BB		L1-3 1B			F8			3	1	1	0	1	0	0						
Inning Stats	R: 0 E: 0 K: 0 S: 11	H: 0 LOB: 1 BB: 1 P: 15	R: 0 E: 0 K: 1 S: 8	H: 0 LOB: 0 BB: 0 P: 10	R: 1 E: 0 K: 1 S: 9	H: 2 LOB: 2 BB: 1 P: 18	R: 0 E: 0 K: 1 S: 6	H: 0 LOB: 0 BB: 0 P: 9	R: 2 E: 0 K: 0 S: 15	H: 3 LOB: 0 BB: 0 P: 20	R: 0 E: 0 K: 0 S: 7	H: 0 LOB: 0 BB: 0 P: 10	R: 0 E: 0 K: 2 S: 8	H: 0 LOB: 0 BB: 0 P: 10	R: 0 E: 0 K: 2 S: 7	H: 0 LOB: 0 BB: 0 P: 8	R: 0 E: 0 K: 0 S: 6	H: 0 LOB: 0 BB: 0 P: 10	1B: 3 2B: 1 3B: 0 HR: 2	SF: 0 SAC: 0 DP: 1 HBP: 0	WP: 0 PB: 0 SB: 0 CS: 0	PA: 36	
PITCHER	IP	WLS	BF	H	R	ER	SO	BB	IBB	HBP	BLK	WP	HR	S	P	ERA	WHIP						
Sidney Ponson, R ERA: 4.34 (1, 1)	8.0		30	5	3	3	6	2	0	0	0	0	0	2	73	104	3.38	0.875					
Jorge Julio, R ERA: 1.02 (9, 1)	2.0	W	6	0	0	0	2	0	0	0	0	0	0	0	13	18	0.00	0.000					

Cleveland Indians @ Baltimore Orioles
 Oriole Park at Camden Yards, Baltimore, MD
 Tue May 07 2002, 7:05 PM EDT
 Att: 26,455 - Cloudy - 77 F

AB	34
R	3
H	5
RBI	3
BB	2
SO	8
LOB	8



Batter	1	2	3	4	5	6	7	8	9	10	AB	R	H	RBI	BB	SO	LOB	BOTTOM				
6 Melvin Mora, R OBP: 0.445, SLG: 0.459 (1, 8)	G5-3		F8		F7			1B E 1B			5	1	2	0	0	0	1					
Gary Matthews, S OBP: 0.389, SLG: 0.364 (1, 9)	1B 3B		G6-3		G4-3			FC5-4 1B			5	1	3	1	0	0	1					
Jeff Conine, R OBP: 0.273, SLG: 0.382 (1, 3)	1B		1B					FC5-4 G6-4-3			5	0	2	2	0	0	3					
Tony Batista, R OBP: 0.314, SLG: 0.557 (1, 5)	P4		F7					G6-4-3			4	0	0	0	0	1	3					
21 Marty Cordova, R OBP: 0.400, SLG: 0.540 (1, 7)	K				G2-3			G5-3			4	0	0	0	0	1	1					
31 Jay Gibbons, L OBP: 0.331, SLG: 0.521 (1, 10)		G3		L3				G5-4-3 1B			4	0	1	0	0	1	0					
Mike Bordick, R OBP: 0.291, SLG: 0.371 (1, 6)		FC6-4 1B		1B				G5-4-3			4	0	2	0	0	0	1					
Gerónimo Gil, R OBP: 0.308, SLG: 0.527 (1, 2)		L4		G4-3				F8			4	0	0	0	0	1	2					
Jerry Hairston, R OBP: 0.294, SLG: 0.286 (1, 4)		FC6-4						6 1B 1B			4	2	3	0	0	0	1					
Inning Stats	R: 1 E: 0 K: 1 S: 11	H: 2 LOB: 1 BB: 0 P: 17	R: 0 E: 0 K: 0 S: 12	H: 1 LOB: 1 BB: 0 P: 16	R: 0 E: 0 K: 0 S: 8	H: 1 LOB: 1 BB: 0 P: 15	R: 0 E: 0 K: 0 S: 10	H: 1 LOB: 1 BB: 0 P: 13	R: 0 E: 0 K: 0 S: 7	H: 1 LOB: 0 BB: 0 P: 9	R: 2 E: 1 K: 0 S: 10	H: 3 LOB: 0 BB: 0 P: 17	R: 0 E: 0 K: 1 S: 5	H: 0 LOB: 0 BB: 0 P: 7	R: 0 E: 0 K: 1 S: 14	H: 3 LOB: 3 BB: 0 P: 20	1B: 12 2B: 0 3B: 1 HR: 0	SF: 0 SAC: 0 DP: 2 HBP: 0	WP: 0 PB: 0 SB: 1 CS: 1	PA: 39		
PITCHER	IP	WLS	BF	H	R	ER	SO	BB	IBB	HBP	BLK	WP	HR	S	P	ERA	WHIP					
Chuck Finley, L ERA: 5.12 (1, 1)	7.0		26	7	1	1	2	0	0	0	0	0	0	61	85	1.29	1.000					
Paul Shuey, R ERA: 0.6 (8, 1)	1.0	B	5	3	2	1	0	0	0	0	0	0	0	10	17	9.00	3.000					
Mark Wohlers, R ERA: 8.04 (9, 1)	1.2	L	8	3	1	1	2	0	0	0	0	0	0	19	27	5.40	1.800					

Cleveland Indians @ Baltimore Orioles
 Oriole Park at Camden Yards, Baltimore, MD
 Tue May 07 2002, 7:05 PM EDT
 Att: 26,455 - Cloudy - 77 F

AB	39
R	4
H	13
RBI	3
BB	0
SO	4
LOB	13



Batter	1	2	3	4	5	6	7	8	9	AB	R	H	RBI	BB	SO	LOB	TOP								
Omar Vizquel, S OBP: 0.430, SLG: 0.559 (1, 6)	G4-3 BB	1-3 2H 1B	FC4-6			BB HBP		PB BB		2	0	1	1	2	0	3	Cleveland Indians @ Baltimore Orioles Oriole Park at Camden Yards, Baltimore, MD Wed May 08 2002, 7:05 PM EDT Att: 29,361 - Cloudy - 74 F								
Ricky Gutierrez, R OBP: 0.292, SLG: 0.309 (1, 4)	G4-3		BB HR 1B		F8	BB HBP		HBP		3	1	1	0	1	0	1									
Matt Lawton, L OBP: 0.351, SLG: 0.477 (1, 9)	F7		HR BB		G4-3	G4-3		F9		4	1	0	0	1	0	5									
Jim Thome, L OBP: 0.333, SLG: 0.496 (1, 3)	G1-3		HR		F8		CS BB		F7	4	1	1	3	1	0	1									
Ellis Burks, R OBP: 0.416, SLG: 0.526 (1, 10)		FC5-4 HBP	PB G5-3 1B		G5-3		K		K	4	0	1	0	0	2	1									
Travis Fryman, R OBP: 0.281, SLG: 0.336 (1, 5)		FC5-4 2B SF7	G5-3		P4		F8			2	1	0	0	0	0	2									
Brady Anderson, L OBP: 0.338, SLG: 0.279 (5, 7)									HBP	2	0	0	0	0	0	0									
Russell Branyan, L OBP: 0.291, SLG: 0.495 (1, 7)		1B 2B	PB BB		K			HR	F7	4	2	2	1	1	1	1									
Jolbert Cabrera, R OBP: 0.174, SLG: 0.190 (1, 8)		1B BB	F8			K		G4-3		3	0	0	0	1	1	2									
Einar Diaz, R OBP: 0.305, SLG: 0.416 (1, 2)	SF7		FC4-6 BB			G5-3		G6-3		2	0	0	1	1	0	0									
Inning Stats	R: 0 E: 0 K: 0 S: 8	H: 0 LOB: 1 BB: 1 P: 14	R: 2 E: 0 K: 0 S: 10	H: 2 LOB: 2 BB: 1 P: 17	R: 3 E: 0 K: 0 S: 17	H: 3 LOB: 3 BB: 3 P: 34	R: 0 E: 0 K: 0 S: 7	H: 0 LOB: 0 BB: 0 P: 13	R: 0 E: 0 K: 1 S: 7	H: 0 LOB: 0 BB: 0 P: 11	R: 0 E: 0 K: 1 S: 12	H: 0 LOB: 2 BB: 1 P: 25	R: 0 E: 0 K: 1 S: 6	H: 0 LOB: 0 BB: 1 P: 14	R: 1 E: 0 K: 0 S: 12	H: 1 LOB: 2 BB: 1 P: 25	R: 0 E: 0 K: 1 S: 8	H: 0 LOB: 1 BB: 0 P: 12	1B: 3 2B: 2 3B: 0 HR: 2	SF: 1 SAC: 0 DP: 1 HBP: 4	WP: 0 PB: 2 SB: 0 CS: 1	PA: 43			
PITCHER	IP	WLS	BF	H	R	ER	SO	BB	IBB	HBP	BLK	WP	HR	S	P	ERA	WHIP								
Scott Erickson, R ERA: 4.22 (1, 1)	2.0	L	14	5	5	5	0	3	0	1	0	0	1	23	43	22.50	4.000								
Travis Driskill, R ERA: 3.86 (3, 1)	5.0		19	0	0	0	3	4	0	1	0	0	0	44	85	0.00	0.800								
Rick Bauer, R ERA: 1.76 (8, 1)	1.0		6	1	1	1	0	1	0	1	0	0	0	12	25	9.00	2.000								
B.J. Ryan, L ERA: 6.55 (9, 1)	1.0		4	0	0	0	1	0	0	1	0	0	0	8	12	0.00	0.000								

Batter	1	2	3	4	5	6	7	8	9	AB	R	H	RBI	BB	SO	LOB	BOTTOM								
6 Melvin Mora, R OBP: 0.436, SLG: 0.447 (1, 4)	K		L4 1B			L5		F9	B5-3	5	0	1	0	0	1	3	Cleveland Indians @ Baltimore Orioles Oriole Park at Camden Yards, Baltimore, MD Wed May 08 2002, 7:05 PM EDT Att: 29,361 - Cloudy - 74 F								
Gary Matthews, S OBP: 0.397, SLG: 0.417 (1, 8)	G3-1		1B			SF9 3B		G6-3		4	1	2	0	0	0	0									
David Segui, S OBP: 0.360, SLG: 0.398 (1, 10)	K		L4			K		F9		4	0	0	0	0	2	4									
Jeff Conine, R OBP: 0.265, SLG: 0.374 (1, 3)		F8			F8	SF9		E6 FC4-6		3	0	0	1	0	0	0									
31 Jay Gibbons, L OBP: 0.328, SLG: 0.512 (1, 9)			1B		G4-3	G4-3		FC4-6		4	0	1	0	0	0	1									
Tony Batista, R OBP: 0.319, SLG: 0.552 (1, 5)		K			BB			F7	21 FC6-4 1B	3	0	1	0	1	1	1									
21 Marty Cordova, R OBP: 0.384, SLG: 0.516 (1, 7)		P4			F9			G6-3	FC6-4 G5-3	4	1	0	0	0	0	3									
Geronimo Gil, R OBP: 0.329, SLG: 0.532 (1, 2)			1B 6 1B BB			F7		1B	E9	3	0	2	0	1	0	0									
Mike Bordick, R OBP: 0.289, SLG: 0.366 (1, 6)			F8			K		1B	G5-3	4	0	1	1	0	1	2									
Inning Stats	R: 0 E: 0 K: 2 S: 9	H: 0 LOB: 0 BB: 0 P: 12	R: 0 E: 0 K: 1 S: 10	H: 1 LOB: 1 BB: 0 P: 17	R: 0 E: 0 K: 0 S: 12	H: 2 LOB: 2 BB: 1 P: 22	R: 0 E: 0 K: 0 S: 5	H: 0 LOB: 0 BB: 1 P: 11	R: 0 E: 0 K: 1 S: 8	H: 0 LOB: 0 BB: 0 P: 11	R: 1 E: 0 K: 0 S: 16	H: 1 LOB: 2 BB: 0 P: 24	R: 0 E: 0 K: 0 S: 12	H: 2 LOB: 2 BB: 0 P: 19	R: 0 E: 1 K: 0 S: 10	H: 0 LOB: 1 BB: 0 P: 16		R: 1 E: 1 K: 0 S: 8	H: 2 LOB: 1 BB: 0 P: 11	1B: 7 2B: 1 3B: 1 HR: 0	SF: 1 SAC: 0 DP: 1 HBP: 0	WP: 0 PB: 0 SB: 0 CS: 0	PA: 37		
PITCHER	IP	WLS	BF	H	R	ER	SO	BB	IBB	HBP	BLK	WP	HR	S	P	ERA	WHIP								
Danys Baez, R ERA: 3.92 (1, 1)	7.0	W	28	6	1	1	5	2	0	0	0	0	0	10	16	0.00	1.143								
Ricardo Rincon, L ERA: 3.0 (8, 1)	1.0		4	0	0	0	0	0	0	0	0	0	0	8	11	9.00	2.000								
Chad Paronto, R ERA: 7.71 (9, 1)	1.0		5	2	1	1	0	0	0	0	0	0	0	8	11	9.00	2.000								



Batter	1	2	3	4	5	6	7	8	9	AB	R	H	RBI	BB	SO	LOB	TOP			
Omar Vizquel, S OBP: 0.415, SLG: 0.537 (1, 6)	1-2 F9	1-3 K				2-1 F7		3-1 G4-3	0-1 P6	5	0	0	0	0	1	0				
Ricky Gutierrez, R OBP: 0.299, SLG: 0.317 (1, 4)	4-0 G4-3 2B BB		0-0 F8			1-0 2B		2-3 K		3	1	1	0	1	1	0				
Matt Lawton, L OBP: 0.361, SLG: 0.481 (1, 9)	0-0 G4-3 2B 1B		4-1 CS BB			2-1 G3		0-0 1B		3	1	2	0	1	0	1				
Jim Thome, L OBP: 0.324, SLG: 0.479 (1, 3)	1-2 G4-3		1-3 K			1-0 F7		1-1 G3		4	0	0	0	0	1	4				
Ellis Burks, R OBP: 0.419, SLG: 0.535 (1, 10)	2-1 2H 3H 2B		0-1 CS		1-3 K	0-0 1B G1-3 1B		3-3 K		4	1	2	2	0	2	0				
Travis Fryman, R OBP: 0.295, SLG: 0.339 (1, 5)	4-1 BB		0-0 G5-3			0-1 G1-3 1B 1-2 1B		4-2 G6-4-3 BB		2	0	1	0	2	0	0				
Russell Branyan, L OBP: 0.288, SLG: 0.490 Brady Anderson, L OBP: 0.350, SLG: 0.286 (1, 7)	2-3 K		4-1 BB			2-1 G1-3 1-2 2-3 1B		0-0 G6-4-3		1	0	0	0	0	1	2				
Einar Diaz, R OBP: 0.293, SLG: 0.398 (1, 2)			1-1 G6-3			0-0 G5-3		0-0 G1-3		4	0	0	1	0	1	3				
Jolbert Cabrera, R OBP: 0.148, SLG: 0.160 (1, 8)			2-3 K			0-0 F9		0-0 F7		4	0	0	0	0	2	2				
Inning Stats	R: 2 E: 0 K: 1 S: 15	H: 2 LOB: 2 BB: 2 P: 29	R: 0 E: 0 K: 1 S: 8	H: 0 LOB: 0 BB: 0 P: 12	R: 0 E: 0 K: 1 S: 6	H: 0 LOB: 1 BB: 1 P: 11	R: 0 E: 0 K: 1 S: 6	H: 0 LOB: 1 BB: 1 P: 12	R: 0 E: 0 K: 0 S: 8	H: 1 LOB: 1 BB: 0 P: 11	R: 1 E: 0 K: 0 S: 8	H: 3 LOB: 2 BB: 0 P: 11	R: 0 E: 0 K: 1 S: 7	H: 0 LOB: 0 BB: 1 P: 14	R: 0 E: 0 K: 2 S: 9	H: 0 LOB: 0 BB: 0 P: 12	1B: 5 2B: 2 3B: 0 HR: 0	SF: 0 SAC: 0 DP: 1 HBP: 0	WP: 0 PB: 0 SB: 0 CS: 1	PA: 38
PITCHER	IP	WLS	BF	H	R	ER	SO	BB	IBB	HBP	BLK	WP	HR	S	P	ERA	WHIP			
Jeff Suppan, R ERA: 4.44 (1, 1)	8.0	W	34	7	3	3	7	5	0	0	0	0	0	64	114	3.38	1.500			
Roberto Hernandez, R ERA: 6.75 (9, 1)	1.0	S	3	0	0	0	2	0	0	0	0	0	0	9	12	0.00	0.000			

Cleveland Indians @ Kansas City Royals
Kauffman Stadium, Kansas City, MO
Thu May 09 2002, 7:05 PM CDT
Att. 12,555 - Sunny - 60 F

AB 32
R 3
H 7
RBI 3
BB 5
SO 9
LOB 13



Batter	1	2	3	4	5	6	7	8	9	AB	R	H	RBI	BB	SO	LOB	BOTTOM			
Chuck Knoblauch, R OBP: 0.250, SLG: 0.253 (1, 7)	1-1 F8		4-2 FC6-4 BB			1-0 G6-3		2-2 P5		3	0	0	0	1	0	0				
Michael Tucker, L OBP: 0.310, SLG: 0.364 (1, 9)	0-0 G5-3		0-2 F8			2-3 K		2-2 G4-3		4	0	0	0	0	1	2				
29 Mike Sweeney, R OBP: 0.391, SLG: 0.517 (1, 3)	2-1 F8		1-1 FC6-4			3-2 HR		1-1 HR		4	2	2	2	0	0	2				
Carlos Beltrán, S OBP: 0.328, SLG: 0.475 (1, 8)			0-3 K2-3			0-0 K		1-2 1B 1B		4	1	2	0	0	2	0				
Joe Randa, R OBP: 0.327, SLG: 0.421 Donnie Sadler, R OBP: 0.286, SLG: 0.308 (8, PR) (9, 5)			1-2 2B			1-0 G4-3		3-2 F8 1B 1B		4	0	2	1	0	0	1				
Raul Ibanez, L OBP: 0.233, SLG: 0.313 (1, 10)	2-1 F7		2-2 G1-3			0-0 F9		4-1 1B 1B IBB		3	0	0	0	1	0	1				
Neifi Perez, S OBP: 0.244, SLG: 0.304 (1, 6)	0-2 G4-3					2-0 F9		1-1 F7 1B		4	0	1	1	0	0	1				
A.J. Hinch, R OBP: 0.300, SLG: 0.303 (1, 2)			1-1 E5 F8			1-1 F9		4-2 HR BB		3	1	1	1	1	0	0				
Luis Alica, S OBP: 0.200, SLG: 0.143 Carlos Febles, R OBP: 0.366, SLG: 0.395 (9, 4)			1-0 L4			2-3 K		3-1 P6		4	0	0	0	0	1	4				
Inning Stats	R: 0 E: 0 K: 0 S: 5	H: 0 LOB: 0 BB: 0 P: 8	R: 0 E: 0 K: 1 S: 12	H: 1 LOB: 1 BB: 0 P: 15	R: 0 E: 1 K: 0 S: 12	H: 0 LOB: 2 BB: 1 P: 19	R: 0 E: 0 K: 1 S: 9	H: 0 LOB: 0 BB: 0 P: 13	R: 0 E: 0 K: 1 S: 10	H: 2 LOB: 1 BB: 0 P: 16	R: 1 E: 0 K: 0 S: 5	H: 1 LOB: 0 BB: 0 P: 6	R: 3 E: 0 K: 0 S: 22	H: 4 LOB: 3 BB: 2 P: 43	1B: 4 2B: 1 3B: 0 HR: 3	SF: 0 SAC: 0 DP: 0 HBP: 0	WP: 0 PB: 0 SB: 0 CS: 0	PA: 36		
PITCHER	IP	WLS	BF	H	R	ER	SO	BB	IBB	HBP	BLK	WP	HR	S	P	ERA	WHIP			
Bartolo Colon, R ERA: 3.0 (1, 1)	7.2	L	30	5	3	3	4	1	0	0	0	0	0	3	69	3.52	0.783			
Ricardo Rincon, L ERA: 3.75 (8, 1)	0.0	L	1	1	0	0	0	0	0	0	0	0	0	3	4	∞	∞			
David Riske, R ERA: 4.32 (8, 1)	0.1		5	2	2	2	0	1	1	0	0	0	0	11	26	54.00	9.000			

Cleveland Indians @ Kansas City Royals
Kauffman Stadium, Kansas City, MO
Thu May 09 2002, 7:05 PM CDT
Att. 12,555 - Sunny - 60 F

AB 33
R 5
H 8
RBI 5
BB 3
SO 4
LOB 11



Batter	1	2	3	4	5	6	7	8	9	AB	R	H	RBI	BB	SO	LOB	TOP										
Omar Vizquel, S OBP: 0.417, SLG: 0.532 (1, 6)	1-1 F8		0-0 F5		4-1 BB			2-2 G4-6-3 1B		3	0	1	0	1	0	0	Cleveland Indians @ Kansas City Royals Kauffman Stadium, Kansas City, MO Fri May 10 2002, 7:05 PM CDT Att: 24,279 - Cloudy - 67 F										
Ricky Gutierrez, R OBP: 0.312, SLG: 0.331 (1, 4)	0-0 G4-3 1B		3-2 WP 1B		3-1 G5-3			2-2 G4-6-3 1B		4	0	3	0	0	0	1											
Matt Lawton, L OBP: 0.358, SLG: 0.471 (1, 9)	3-2 G4-3		4-2 BB		0-2 F9			2-1 G4-6-3		3	0	0	0	1	0	3											
Ellis Burks, R OBP: 0.405, SLG: 0.514 (1, 10)	2-0 L9		0-1 G4-3		0-0 G5-3			1-2 F8		4	0	0	0	0	0	4											
Jim Thome, L OBP: 0.329, SLG: 0.476 (1, 3)		3-2 HBP		0-0 G4-3		1-0 1B		1-2 L8		3	0	1	0	0	0	0											
Travis Fryman, R OBP: 0.287, SLG: 0.328 (1, 5)		2-0 F7		0-1 L4		0-1 F7		1-1 G6-3		4	0	0	0	0	0	2											
Russell Branyan, L OBP: 0.296, SLG: 0.490 (1, 7)		1-3 K		1-2 G3-1			3-2 G6-4-3 1B		3-1 1B	4	0	2	0	0	1	1											
Einar Diaz, R OBP: 0.282, SLG: 0.381 (1, 2)	1-1 P6				3-3 K		2-1 G6-4-3		0-1 G2-3	4	0	0	0	0	1	3											
Jolbert Cabrera, R OBP: 0.133, SLG: 0.143 (1, 8)			3-2 F9		0-0 F7		0-3 K2-3			3	0	0	0	0	1	0											
Inning Stats	R: 0 E: 0 K: 0 S: 8	H: 1 LOB: 1 BB: 0 P: 14	R: 0 E: 0 K: 1 S: 9	H: 0 LOB: 1 BB: 0 P: 16	R: 0 E: 0 K: 0 S: 12	H: 1 LOB: 2 BB: 1 P: 22	R: 0 E: 0 K: 0 S: 7	H: 0 LOB: 0 BB: 0 P: 8	R: 0 E: 0 K: 1 S: 7	H: 1 LOB: 1 BB: 0 P: 8	R: 0 E: 0 K: 1 S: 9	H: 1 LOB: 0 BB: 0 P: 14	R: 0 E: 0 K: 0 S: 11	H: 2 LOB: 1 BB: 0 P: 18	R: 0 E: 0 K: 0 S: 9	H: 1 LOB: 1 BB: 0 P: 14	1B: 7 2B: 0 3B: 0 HR: 0	SF: 0 SAC: 0 DP: 2 HBP: 1	WP: 1 PB: 1 SB: 0 CS: 0	PA: 35							
PITCHER	IP	WLS	BF	H	R	ER	SO	BB	IBB	HBP	BLK	WP	HR	S	P	ERA	WHIP										
Chris George, L ERA: 4.07 (1, 1)	3.0		13	2	0	0	1	1	0	1	0	1	0	29	52	0.00	1.000										
Dan Reichert, R ERA: 6.37 (4, 1)	3.0	W	11	1	0	0	1	1	0	0	0	0	0	21	33	0.00	0.667										
Cory Bailey, R ERA: 5.03 (7, 1)	2.0		7	3	0	0	1	0	0	0	0	0	0	20	32	0.00	1.500										
Jason Grimsley, R ERA: 5.68 (9, 1)	1.0		4	1	0	0	0	0	0	0	0	0	0	9	14	0.00	1.000										

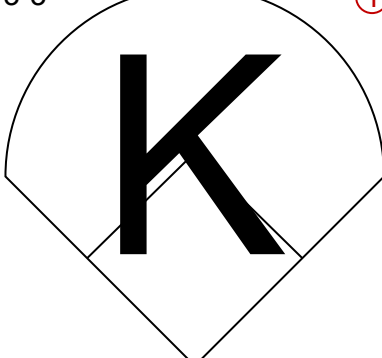
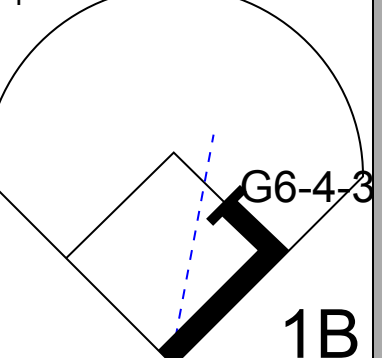
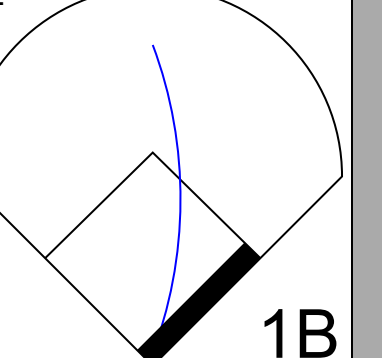
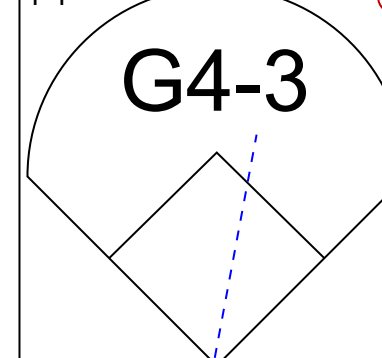
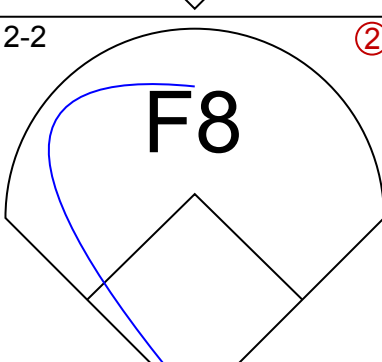
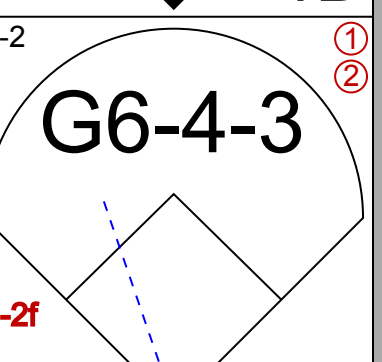
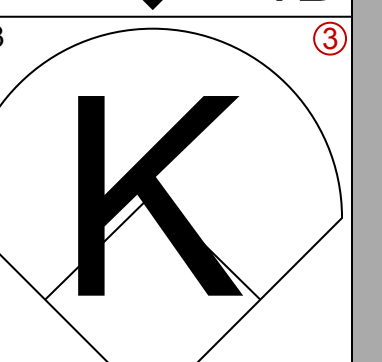
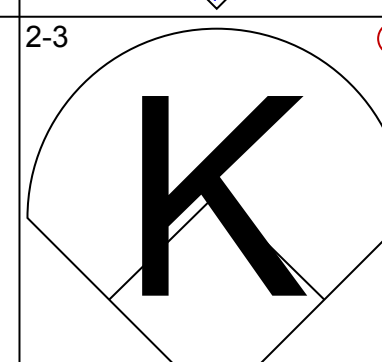
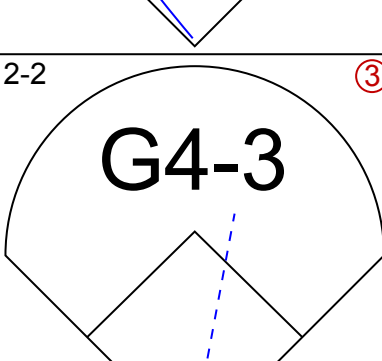
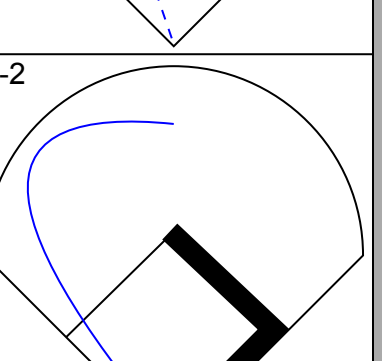
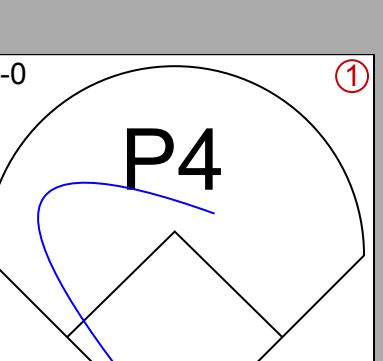
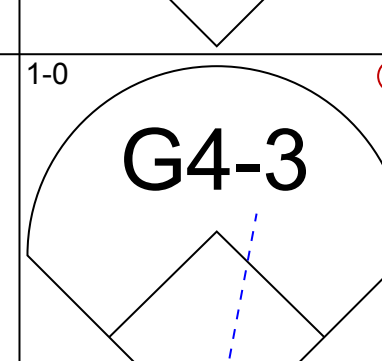
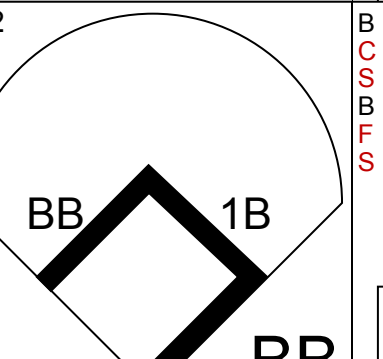
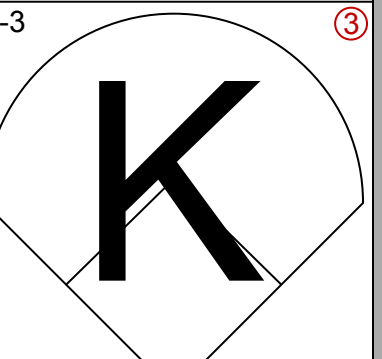
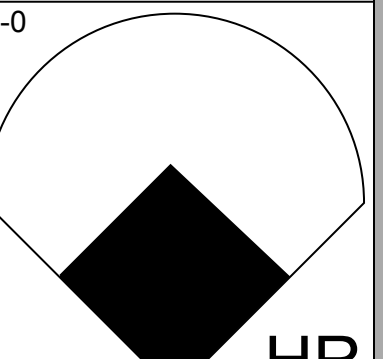
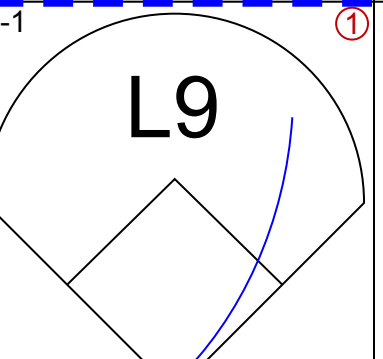

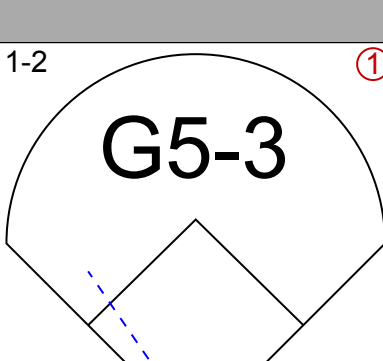
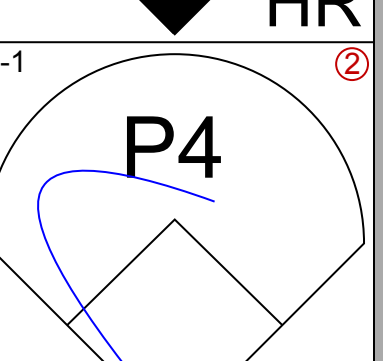
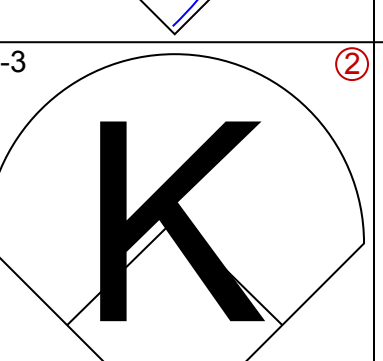
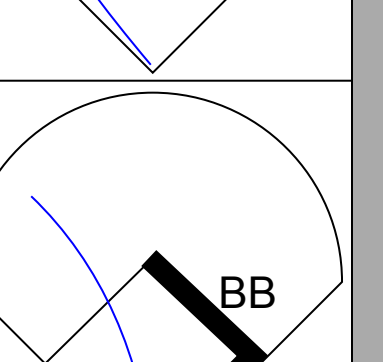

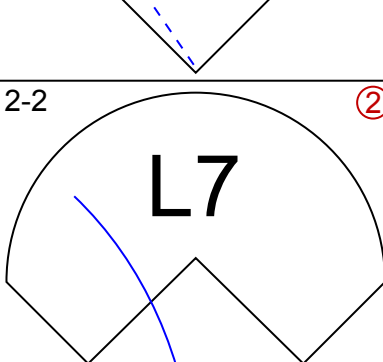
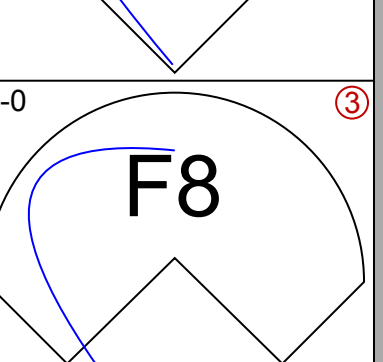
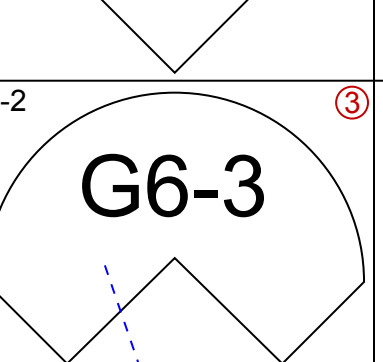
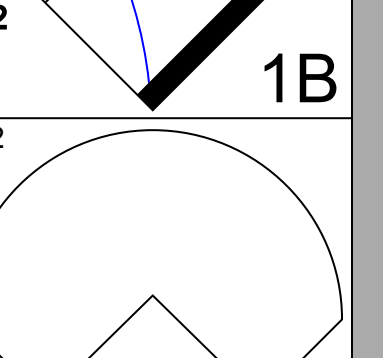

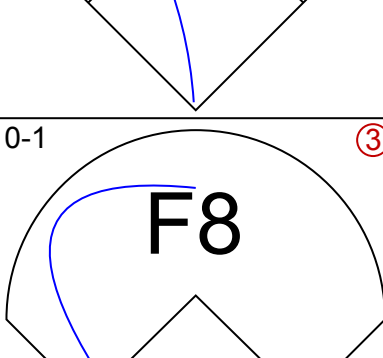
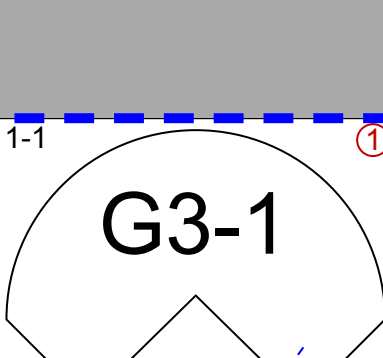

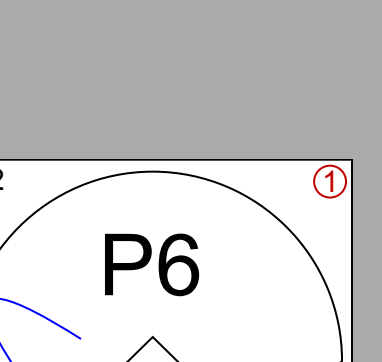
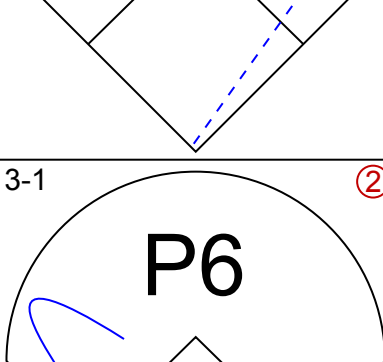

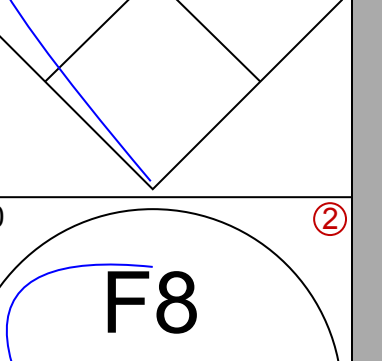
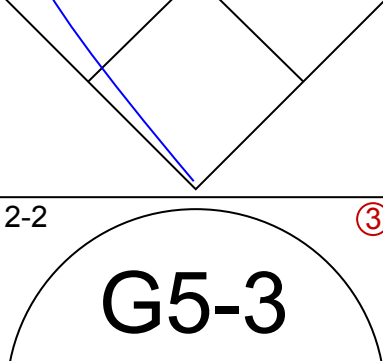
Batter	1	2	3	4	5	6	7	8	9	AB	R	H	RBI	BB	SO	LOB	BOTTOM										
Chuck Knoblauch, R OBP: 0.259, SLG: 0.263 (1, 7)	0-1 G6-3 1B		2-1 G6-4-3		2-2 1B		0-1 G5-3			4	0	2	0	0	0	1	Cleveland Indians @ Kansas City Royals Kauffman Stadium, Kansas City, MO Fri May 10 2002, 7:05 PM CDT Att: 24,279 - Cloudy - 67 F										
Donnie Sadler, R OBP: 0.286, SLG: 0.308 (9, 7)			1-2 1B		1-2 G6-3		2-1 G4-3		0-0 F7	4	0	0	0	0	0	2											
Neftali Perez, S OBP: 0.237, SLG: 0.295 (1, 6)	3-2 G6-3				2-1 G4-3					4	0	0	0	0	0	2											
29 Mike Sweeney, R OBP: 0.387, SLG: 0.504 (1, 10)	2-1 F9				1-0 F9		3-3 K 1B WP 1B		4-1 1B 2B BB	3	2	0	0	1	1	0											
Carlos Beltrán, S OBP: 0.340, SLG: 0.484 (1, 8)		1-0 S 1B		2-2 G6-3		1-1 S 1B		0-0 DI 2B		4	2	3	0	0	0	0											
Joe Randa, R OBP: 0.333, SLG: 0.434 (1, 5)		0-1 F8			3-3 K		3-2 1B FC6-4 1B		2-1 1B 2B	4	2	2	4	0	1	1											
Brandon Berger, R OBP: 0.391, SLG: 0.455 (1, 9)		1-1 P3			0-2 BB HR 1B		3-2 BB FC6-4 1B		0-1 2B 2B	4	1	3	1	0	0	1											
Dave McCarty, R OBP: 0.147, SLG: 0.219 (1, 3)		3-3 K			4-1 HR BB		1-1 FC6-4 G6-4-3		1-0 G6-3	3	1	0	1	1	1	3											
A.J. Hinch, R OBP: 0.295, SLG: 0.378 (1, 2)			0-1 G4-3		0-0 HR		0-0 G6-4-3		1-0 F9	4	1	1	3	0	0	2											
Carlos Febles, R OBP: 0.361, SLG: 0.381 (1, 4)			4-1 G6-4-3 BB		0-0 F9		2-2 G4-3		2-1 F7	3	0	0	0	1	0	1											
Inning Stats	R: 0 E: 0 K: 0 S: 7	H: 1 LOB: 0 BB: 0 P: 12	R: 0 E: 0 K: 1 S: 8	H: 1 LOB: 1 BB: 0 P: 13	R: 0 E: 0 K: 0 S: 5	H: 0 LOB: 0 BB: 1 P: 11	R: 0 E: 0 K: 0 S: 7	H: 0 LOB: 0 BB: 0 P: 11	R: 3 E: 0 K: 1 S: 17	H: 3 LOB: 1 BB: 1 P: 28	R: 3 E: 0 K: 1 S: 18	H: 3 LOB: 0 BB: 0 P: 29	R: 0 E: 0 K: 0 S: 12	H: 0 LOB: 0 BB: 0 P: 14	R: 3 E: 0 K: 0 S: 10	H: 3 LOB: 1 BB: 1 P: 20	1B: 8 2B: 2 3B: 0 HR: 1	SF: 0 SAC: 0 DP: 3 HBP: 0	WP: 1 PB: 1 SB: 2 CS: 0	PA: 36							
PITCHER	IP	WLS	BF	H	R	ER	SO	BB	IBB	HBP	BLK	WP	HR	S	P	ERA	WHIP										
CC Sabathia, L ERA: 6.31 (1, 1)	6.0	L	26	8	6	5	3	2	0	0	0	0	0	12	14	0.00	0.000										
Chad Paronto, R ERA: 6.75 (7, 1)	1.0		3	0	0	0	0	0	0	0	0	0	0	10	20	27.00	4.000										
Charles Nagy, R ERA: 7.3 (8, 1)	1.0		7	3	3	3	0	1	0	0	0	0	0	10	20	27.00	4.000										

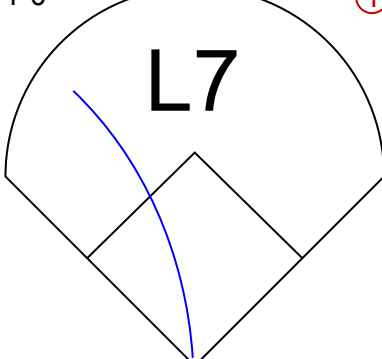
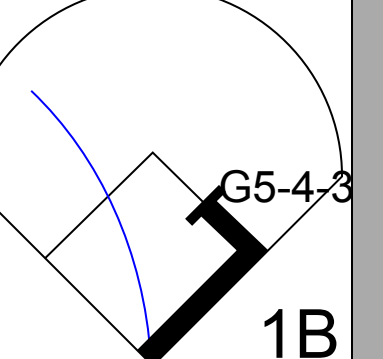
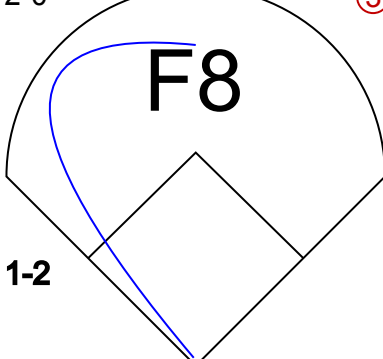
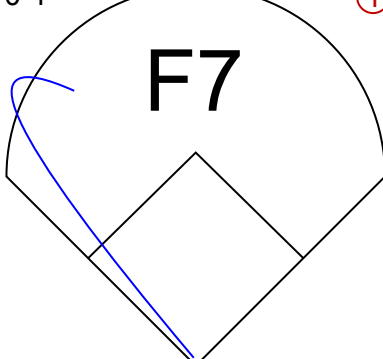
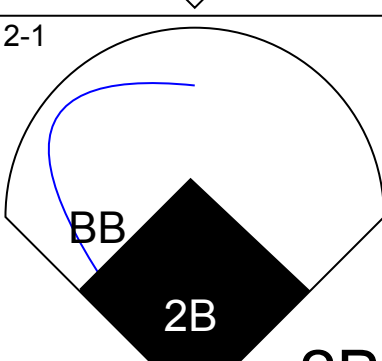
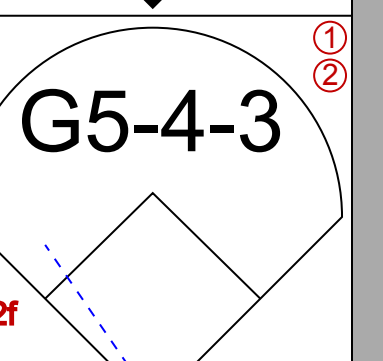
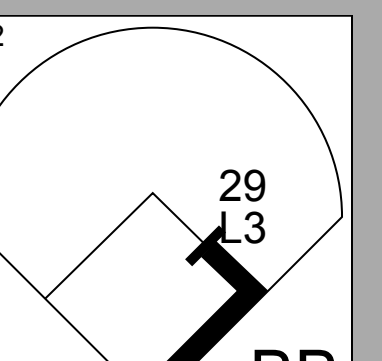
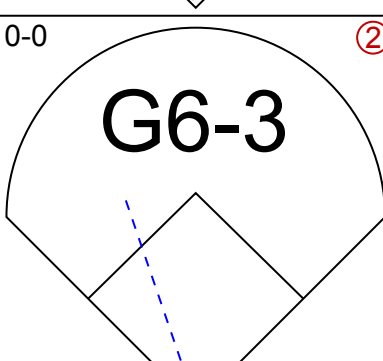
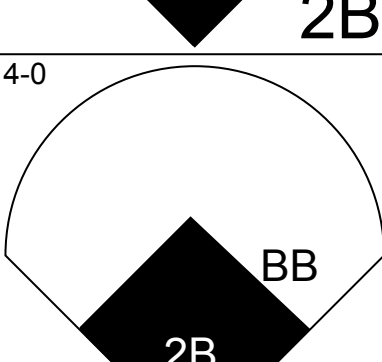
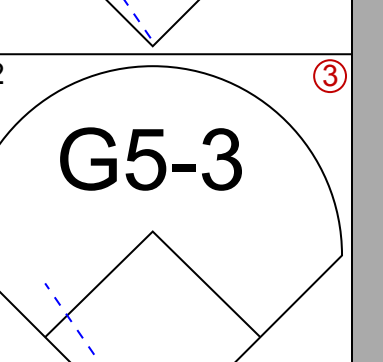
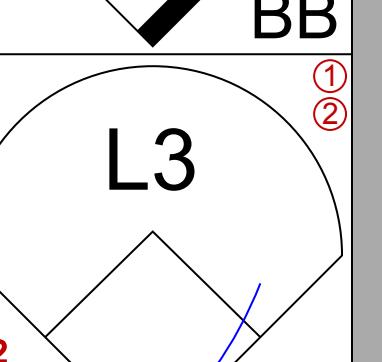
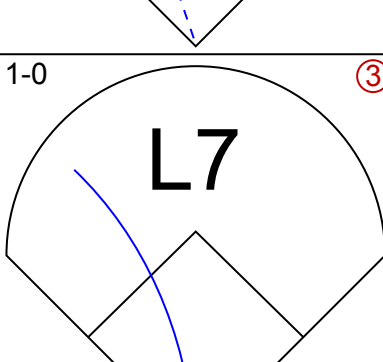
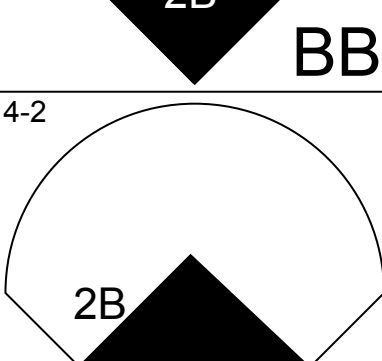
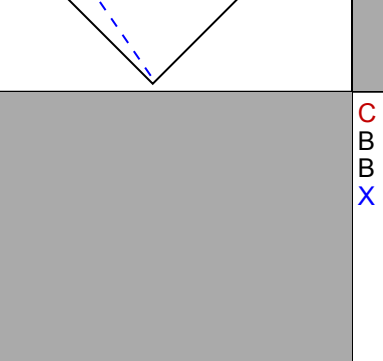
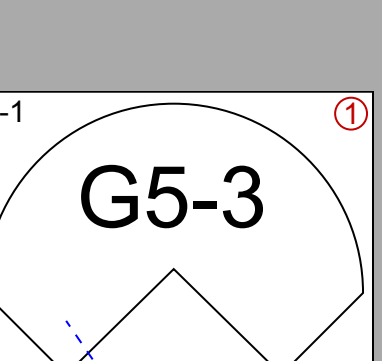
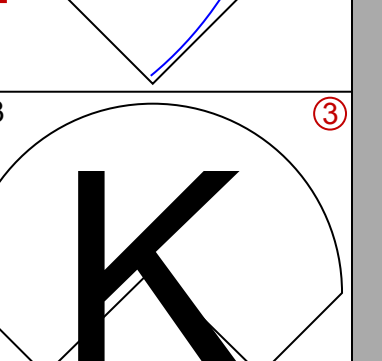
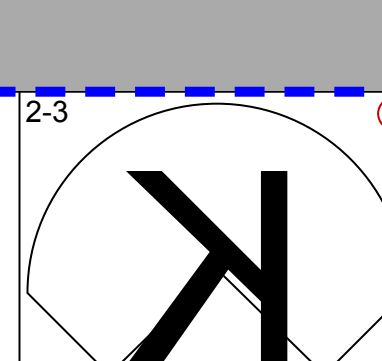
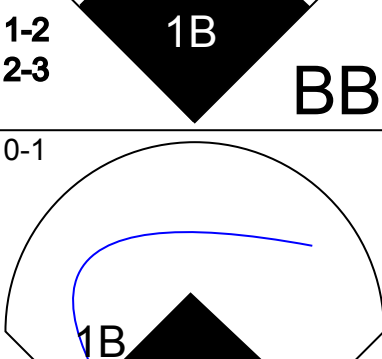

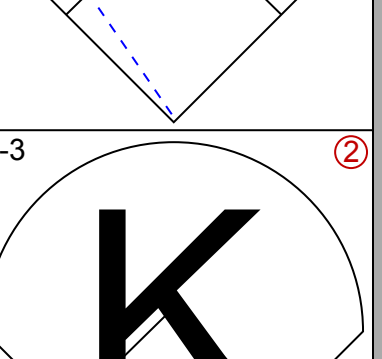

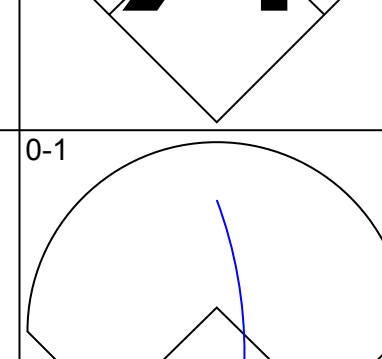
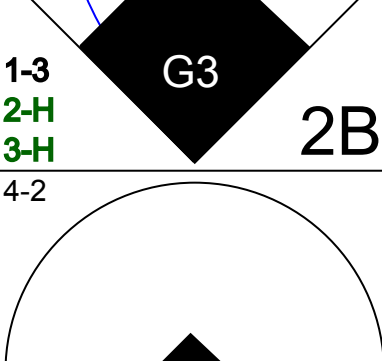

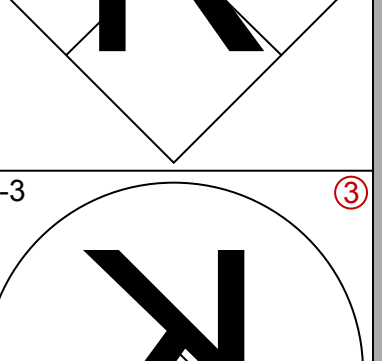
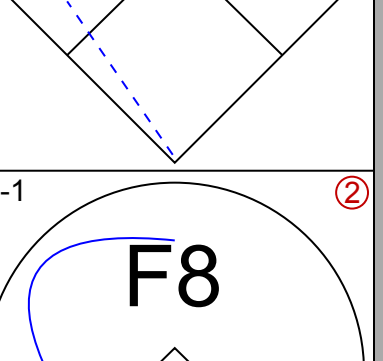
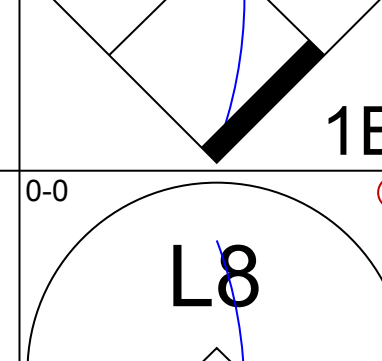
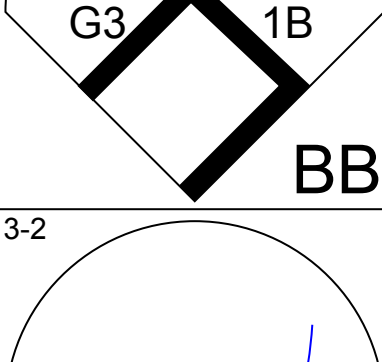

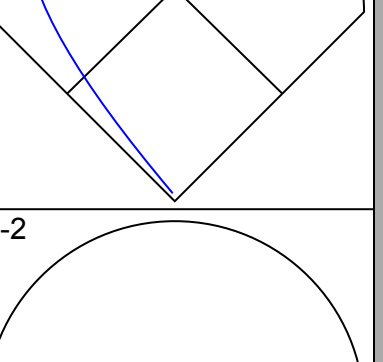
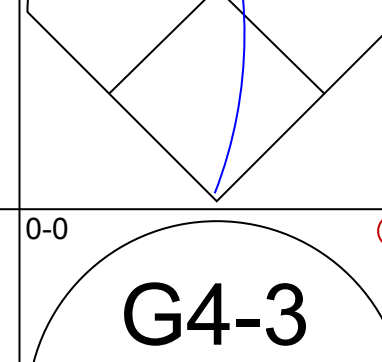
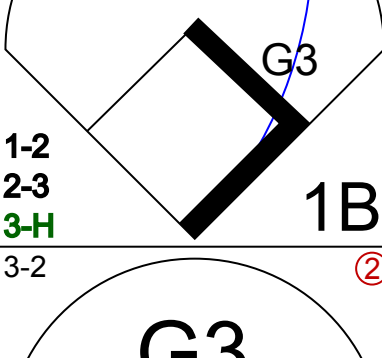

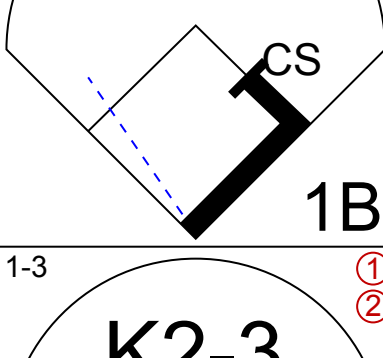
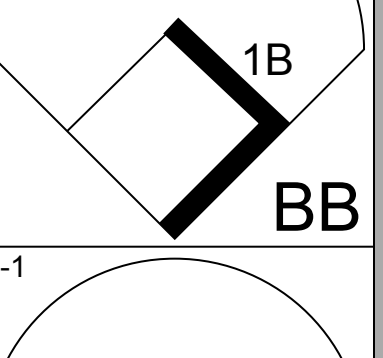
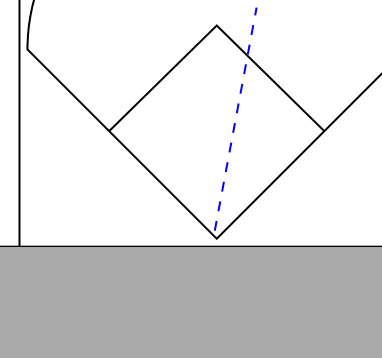
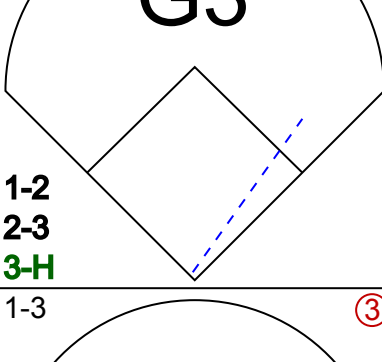

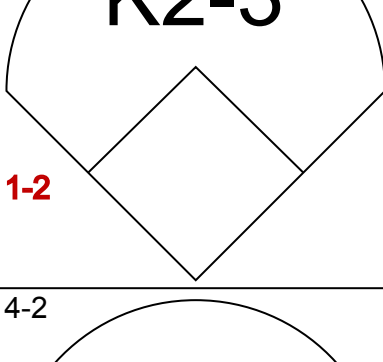
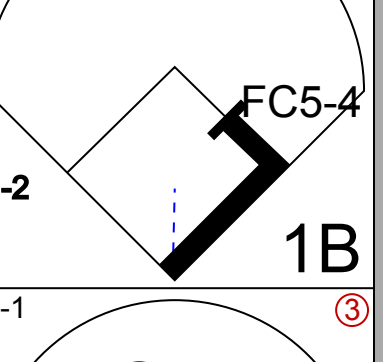

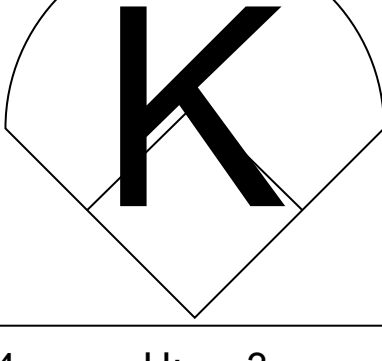
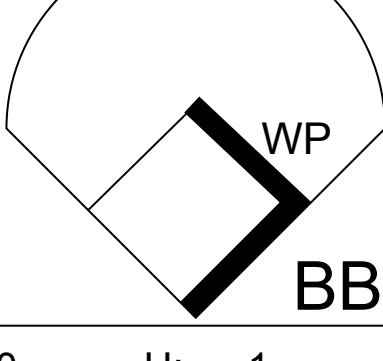
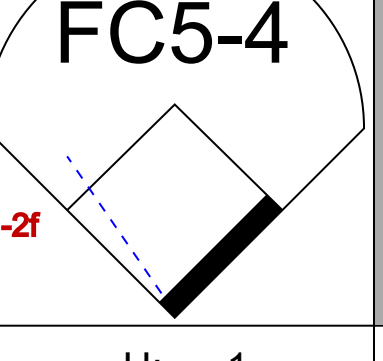

AB 32
R 0
H 7
RBI 0
BB 2
SO 3
LOB 14



AB 33
R 9
H 11
RBI 9
BB 3
SO 3
LOB 11



Batter	1	2	3	4	5	6	7	8	9	AB	R	H	RBI	BB	SO	LOB	TOP					
Omar Vizquel, S OBP: 0.419, SLG: 0.531 (1, 6)			 1B			 1B		 1-1		4	0	2	0	0	1	0	Cleveland Indians @ Kansas City Royals Kauffman Stadium, Kansas City, MO Sun May 12 2002, 7:05 PM CDT Att: 10,820 - Cloudy - 58 F					
Ricky Gutierrez, R OBP: 0.303, SLG: 0.321 (1, 4)			 1-2			 0-3		 2-3		4	0	0	0	0	2	2						
Matt Lawton, L OBP: 0.356, SLG: 0.471 (1, 9)			 1-2				 0-0	 1-0		4	0	1	0	0	0	0						
Jim Thome, L OBP: 0.333, SLG: 0.496 (1, 3)		 4-2	 2-3				 2-0		 3-1	3	1	1	1	1	1	1						
Ellis Burks, R OBP: 0.392, SLG: 0.495 (1, 10)				 1-2			 0-1		 3-3	4	0	0	0	0	1	1						
Travis Fryman, R OBP: 0.286, SLG: 0.325 (1, 5)		 1-1	 1-2		 2-2		 2-0		 2-2	4	0	1	0	0	0	0						
Russell Branyan, L OBP: 0.297, SLG: 0.481 (1, 7)		 4-2	 1-2		 0-1		 1-1			2	0	0	0	1	0	0						
Brady Anderson, L OBP: 0.337, SLG: 0.273 (1, 8)						 2-2		 3-1		3	0	0	0	0	1	3						
Einar Diaz, R OBP: 0.274, SLG: 0.370 (1, 2)						 0-0		 2-2		3	0	0	0	0	1	3						
Inning Stats	R: 0 E: 0 K: 1 S: 10	H: 0 LOB: 0 BB: 0 P: 17	R: 0 E: 0 K: 2 S: 16	H: 1 LOB: 3 BB: 2 P: 27	R: 0 E: 0 K: 1 S: 13	H: 2 LOB: 1 BB: 0 P: 17	R: 0 E: 0 K: 0 S: 11	H: 0 LOB: 0 BB: 0 P: 14	R: 0 E: 0 K: 1 S: 11	H: 1 LOB: 1 BB: 0 P: 15	R: 1 E: 0 K: 0 S: 5	H: 1 LOB: 0 BB: 0 P: 9	R: 0 E: 0 K: 0 S: 7	H: 0 LOB: 0 BB: 0 P: 13	R: 0 E: 0 K: 1 S: 6	H: 0 LOB: 0 BB: 0 P: 10	R: 0 E: 0 K: 1 S: 8	H: 0 LOB: 0 BB: 0 P: 16	1B: 3 2B: 1 3B: 0 HR: 1	SF: 0 SAC: 0 DP: 1 HBP: 0	WP: 0 PB: 0 SB: 0 CS: 0	PA: 33
PITCHER	IP	WLS	BF	H	R	ER	SO	BB	IBB	HBP	BLK	WP	HR	S	P	ERA	WHIP					
Paul Byrd, R ERA: 2.77 (1, 1)	6.0	W	24	5	1	1	5	2	0	0	0	0	1	66	99	1.50	1.167					
Cory Bailey, R ERA: 4.76 (7, 1)	1.0	H	3	0	0	0	0	0	0	0	0	0	0	7	13	0.00	0.000					
Jason Grimsley, R ERA: 5.27 (8, 1)	1.0	H	3	0	0	0	1	0	0	0	0	0	0	6	10	0.00	0.000					
Roberto Hernandez, R ERA: 5.4 (9, 1)	1.0	S	3	0	0	0	1	0	0	0	0	0	0	8	16	0.00	0.000					

Batter	1	2	3	4	5	6	7	8	9	AB	R	H	RBI	BB	SO	LOB	BOTTOM				
Chuck Knoblauch, R OBP: 0.259, SLG: 0.262 (1, 7)		 1B		 1-2			 0-1			4	0	1	0	0	0	1	Cleveland Indians @ Kansas City Royals Kauffman Stadium, Kansas City, MO Sun May 12 2002, 7:05 PM CDT Att: 10,820 - Cloudy - 58 F				
Neftali Feliz, S OBP: 0.245, SLG: 0.303 (1, 6)	 2B	 1-2			 4-2		 0-0			3	1	1	0	1	0	1					
29 Mike Sweeney, R OBP: 0.383, SLG: 0.492 (1, 3)	 2B	 2-2			 0-1		 1-0			3	1	0	0	1	0	1					
Carlos Beltrán, S OBP: 0.338, SLG: 0.472 (1, 8)	 2B	 1-2	 2-1		 3-3			 2-3		3	1	0	0	1	2	0					
Mark Quinn, R OBP: 0.500, SLG: 0.750 (1, 10)	 1B	 1-3	 0-1			 2-2		 0-1		4	1	2	2	0	1	0					
Brandon Berger, R OBP: 0.385, SLG: 0.417 (1, 9)	 2B	 4-2	 0-3			 1-1		 0-0		2	0	0	0	1	1	0					
Michael Tucker, L OBP: 0.308, SLG: 0.360 (8, 9)	 1B	 1-2				 4-2		 2-3		1	0	0	0	0	0	1					
A.J. Hinch, R OBP: 0.333, SLG: 0.490 (1, 2)	 1-2	 2-3		 0-0		 4-2		 0-0		3	0	2	1	1	0	1					
Donnie Sadler, R OBP: 0.289, SLG: 0.310 (1, 5)	 1-2	 2-3		 1-3		 1-1		 1-2		3	0	1	1	0	1	3					
Carlos Febles, R OBP: 0.360, SLG: 0.372 (1, 4)				 4-2		 1-1		 1-2		2	0	0	0	1	1	4					
Inning Stats	R: 4 E: 0 K: 1 S: 22	H: 3 LOB: 2 BB: 3 P: 44	R: 0 E: 0 K: 0 S: 7	H: 1 LOB: 0 BB: 0 P: 10	R: 0 E: 0 K: 2 S: 8	H: 0 LOB: 0 BB: 0 P: 13	R: 0 E: 0 K: 1 S: 7	H: 1 LOB: 1 BB: 1 P: 14	R: 0 E: 0 K: 1 S: 11	H: 0 LOB: 2 BB: 1 P: 18	R: 0 E: 0 K: 0 S: 4	H: 0 LOB: 0 BB: 0 P: 5	R: 0 E: 0 K: 1 S: 10	H: 1 LOB: 1 BB: 0 P: 12	R: 0 E: 0 K: 1 S: 8	H: 0 LOB: 0 BB: 0 P: 16	1B: 5 2B: 3 3B: 0 HR: 0	SF: 0 SAC: 0 DP: 2 HBP: 0	WP: 1 PB: 0 SB: 0 CS: 1	PA: 34	
PITCHER	IP	WLS	BF	H	R	ER	SO	BB	IBB	HBP	BLK	WP	HR	S	P	ERA	WHIP				
Chuck Finley, L ERA: 5.26 (1, 1)	6.0	L	27	6	4	4	5	6	0	0	0	0	1	68	121	6.00	2.000				
Mark Wohlers, R ERA: 7.56 (7, 1)	1.0		3	0	0	0	0	0	0	0	0	0	0	4	5	0.00	0.000				
Bob Wickman, R ERA: 4.35 (8, 1)	1.0		4	1	0	0	1	0	0	0	0	0	0	10	12	0.00	1.000				

AB	31
R	1
H	5
RBI	1
BB	2
SO	7
LOB	10



Batter	1	2	3	4	5	6	7	8	9	AB	R	H	RBI	BB	SO	LOB	TOP				
6 Melvin Mora, R OBP: 0.401, SLG: 0.410	2-3 K	0-0 1B		0-1 L9		1-2 F9		3-2 G5-3		5	0	1	0	0	1	6					
Chris Singleton, L OBP: 0.224, SLG: 0.317	2-2 F7	3-1 G3-1		2-0 F8			0-1 G4-3		2-2 1B 31 SF8	5	1	1	0	0	0	4					
Jeff Conine, R OBP: 0.259, SLG: 0.363	1-1 F3		3-3 K		0-3 K		3-2 F9		0-1 1B 21 SF8	5	0	1	0	0	2	0					
31 Jay Gibbons, L OBP: 0.349, SLG: 0.537 Gary Matthews, S OBP: 0.400, SLG: 0.415		4-2 2B 21 SF9	1-1 G5-3		4-2 G4-3		1-1 L8		2-1 SF8	2	1	0	1	2	0	0					
Tony Batista, R OBP: 0.323, SLG: 0.567		0-0 2B 21 SF9	0-0		2-2 G4-3			4-1 SH1-4 21 1B	0-2 F7	4	2	2	1	1	0	2					
21 Marty Cordova, R OBP: 0.371, SLG: 0.481		0-0 SF9	1-3 K		0-0 L9			1-2 SH1-4 1B	3-3 K	4	0	1	1	0	2	2					
Mike Bordick, R OBP: 0.312, SLG: 0.380		2-3 3-H 4-0 PB 1B G4-3 BB		4-0 1B BB		4-0 1B BB		0-1 SH1-4		0	1	0	0	3	0	0					
Geronomo Gil, R OBP: 0.330, SLG: 0.500		0-0 G4-3		0-1 1B BB		2-1 L1-3		4-0 1B IBB		3	0	1	1	1	0	2					
Jerry Hairston, R OBP: 0.304, SLG: 0.283		1-2 3-H 3-2 X 6 1B		2-1 F2		1-2 1B		2-3 K		4	0	2	1	0	1	5					
Inning Stats	R: 0 E: 0 K: 1 S: 11	H: 0 LOB: 0 BB: 0 P: 16	R: 3 E: 0 K: 0 S: 16	H: 3 LOB: 2 BB: 2 P: 30	R: 1 E: 0 K: 2 S: 10	H: 1 LOB: 0 BB: 0 P: 15	R: 0 E: 0 K: 0 S: 7	H: 1 LOB: 2 BB: 1 P: 15	R: 0 E: 0 K: 0 S: 9	H: 1 LOB: 1 BB: 1 P: 17	R: 0 E: 0 K: 0 S: 7	H: 0 LOB: 0 BB: 0 P: 11	R: 0 E: 0 K: 1 S: 13	H: 1 LOB: 3 BB: 2 P: 27	R: 1 E: 0 K: 1 S: 14	H: 2 LOB: 1 BB: 0 P: 21	1B: 7 2B: 2 3B: 0 HR: 1	SF: 2 SAC: 1 DP: 1 HBP: 0	WP: 0 PB: 1 SB: 1 CS: 0	PA: 42	
PITCHER	IP	WLS	BF	H	R	ER	SO	BB	IBB	HBP	BLK	WP	HR	S	P	ERA	WHIP				
Danys Baez, R ERA: 4.2	6.0		28	6	4	4	4	5	0	0	0	0	1	64	110	6.00	1.833				
Ricardo Rincon, L ERA: 3.46	1.0		3	0	0	0	0	0	0	0	0	0	0	7	11	0.00	0.000				
David Riske, R ERA: 4.08	1.0		6	1	0	0	1	1	1	0	0	0	0	13	27	0.00	2.000				
Paul Shuey, R ERA: 1.13	1.0	W	5	2	1	1	1	0	0	0	0	0	0	14	21	9.00	2.000				

Baltimore Orioles @ Cleveland Indians
Jacobs Field, Cleveland, OH
Tue May 14 2002, 7:05 PM EDT
Att: 30,447 - Sunny - 57 F

AB 32
R 5
H 9
RBI 5
BB 7
SO 6
LOB 21



Batter	1	2	3	4	5	6	7	8	9	AB	R	H	RBI	BB	SO	LOB	BOTTOM					
Omar Vizquel, S OBP: 0.419, SLG: 0.556	1-1 L5		2-1 HR		0-1 G4-3		2-2 G4-3		2-2 1B 2B	5	2	2	2	0	0	0						
Ricky Gutierrez, R OBP: 0.313, SLG: 0.333 John McDonald, R OBP: 0.316, SLG: 0.278	1-2 G4-3		2-2 G4-3		1-1 HBP		2-2 G6-3		3-2 2H HR 1B	4	0	2	1	0	0	0						
Matt Lawton, L OBP: 0.363, SLG: 0.503	3-2 G4-3		0-0 1B 2B		1-2 G4-3			1-1 G4-6-3 1B	2-2 1H HR	5	1	3	2	0	0	2						
Jim Thome, L OBP: 0.344, SLG: 0.500	4-1 BB		0-1 2H 1B		1-1 BB 1B G6-4-3			2-2 1-2 G4-6-3		3	1	2	0	1	0	1						
Ellis Burks, R OBP: 0.395, SLG: 0.491	0-1 G5-3		3-2 F7		0-0 G6-4-3 1B			4-1 1-2 BB		3	0	1	0	1	0	3						
Russell Branyan, L OBP: 0.295, SLG: 0.468		0-1 F7		2-0 P4		4-1 G6-4-3 BB		3-2 F8		3	0	0	0	1	0	1						
Brady Anderson, L OBP: 0.322, SLG: 0.257		3-2 G4-3		3-1 F7		1-2 G6-4-3		1-2 2-3 3-H		4	0	0	0	0	1	2						
Einar Diaz, R OBP: 0.273, SLG: 0.375		2-2 2B		1-1 G1-3		1-2 G5-3			0-0 G1-3	4	0	1	0	0	0	1						
Jolbert Cabrera, R OBP: 0.118, SLG: 0.125		1-2 G5-3			0-0 B1-3			1-2 F9		4	1	0	0	0	0	1						
Inning Stats	R: 0 E: 0 K: 0 S: 12	H: 1 LOB: 2 BB: 1 P: 21	R: 0 E: 0 K: 0 S: 13	H: 1 LOB: 0 BB: 0 P: 19	R: 1 E: 0 K: 0 S: 12	H: 3 LOB: 1 BB: 0 P: 19	R: 0 E: 0 K: 0 S: 5	H: 0 LOB: 0 BB: 0 P: 11	R: 0 E: 0 K: 0 S: 7	H: 0 LOB: 1 BB: 0 P: 9	R: 1 E: 0 K: 0 S: 9	H: 2 LOB: 1 BB: 1 P: 17	R: 0 E: 0 K: 0 S: 9	H: 0 LOB: 0 BB: 0 P: 14	R: 0 E: 0 K: 0 S: 13	H: 1 LOB: 1 BB: 1 P: 23	R: 4 E: 1 K: 1 S: 19	H: 3 LOB: 1 BB: 0 P: 29	1B: 5 2B: 4 3B: 0 HR: 2	SF: 0 SAC: 0 DP: 2 HBP: 1	WP: 0 PB: 0 SB: 0 CS: 0	PA: 39
PITCHER	IP	WLS	BF	H	R	ER	SO	BB	IBB	HBP	BLK	WP	HR	S	P	ERA	WHIP					
Scott Erickson, R ERA: 4.09	6.0		26	7	2	2	0	2	0	1	0	0	0	11	17	3.00	1.500					
Rick Bauer, R ERA: 1.93	1.0	H	4	1	0	0	0	0	0	0	0	0	0	6	8	0.00	0.000					
Buddy Groom, L ERA: 2.84	0.2	H	1	0	0	0	0	0	0	0	0	0	0	5	12	0.00	3.000					
Willis Roberts, R ERA: 2.6	0.1	H	2	0	0	0	0	1	0	0	0	0	0	1	19	29	0.00	4.500				
Jorge Julio, R ERA: 2.7	0.2	L	6	3	4	0	1	0	0	0	0	0	1	19	29	0.00	4.500					

Baltimore Orioles @ Cleveland Indians
Jacobs Field, Cleveland, OH
Tue May 14 2002, 7:05 PM EDT
Att: 30,447 - Sunny - 57 F

AB 35
R 6
H 11
RBI 5
BB 3
SO 1
LOB 11



Batter	1	2	3	4	5	6	7	8	9	AB	R	H	RBI	BB	SO	LOB	TOP									
Mike Bordick, R OBP: 0.310, SLG: 0.375	1-1 F8 1B		0-2 F9		0-1 F3			2-3 K		4	0	1	0	0	1	3										
Chris Singleton, L OBP: 0.240, SLG: 0.355	2-2 G4-6-3 1B		0-0 G6-4-3 1-2†			2-0 HR		2-1 1B		4	1	3	1	0	0	1										
David Segui, S OBP: 0.336, SLG: 0.368	1-0 F8 2-3			2-2 L6		1-1 G4-3		3-3 K		4	0	0	0	0	1	3										
Jeff Conine, R OBP: 0.259, SLG: 0.360	1-0 G4-6-3 1-2†			1-0 F9		1-2 31 G6-4-3 1B			2-2 L9	4	0	1	0	0	0	2										
31 Jay Gibbons, L OBP: 0.340, SLG: 0.521		2-0 G4-3		0-2 G4-3		0-0 G6-4-3 1-2†			0-0 F7	4	0	0	0	0	0	1										
Tony Batieta, R OBP: 0.327, SLG: 0.563		4-1 BB			0-1 21 CS 1B		3-2 G5-3		2-2 E6	3	0	1	0	1	0	0										
21 Marty Cordova, R OBP: 0.367, SLG: 0.467		1-1 F9			4-2 G5-3 1-2 BB		1-1 F8		0-1 G4-3	3	0	0	0	1	0	2										
Geronimo Gil, R OBP: 0.320, SLG: 0.484		0-0 G3			0-0 G5-3 1-2		0-2 G4-3			3	0	0	0	0	0	2										
Jerry Hairston, R OBP: 0.313, SLG: 0.287			1-2 G6-4-3 1B		4-2 BB			2-1 G6-3		2	0	1	0	1	0	0										
Inning Stats	R: 0 E: 0 K: 0 S: 8	H: 2 LOB: 1 BB: 0 P: 13	R: 0 E: 0 K: 0 S: 5	H: 0 LOB: 1 BB: 1 P: 12	R: 0 E: 0 K: 0 S: 10	H: 1 LOB: 0 BB: 0 P: 11	R: 0 E: 0 K: 0 S: 10	H: 0 LOB: 0 BB: 0 P: 13	R: 0 E: 0 K: 0 S: 9	H: 1 LOB: 2 BB: 2 P: 17	R: 1 E: 0 K: 0 S: 7	H: 2 LOB: 0 BB: 0 P: 11	R: 0 E: 0 K: 0 S: 8	H: 0 LOB: 0 BB: 0 P: 12	R: 0 E: 0 K: 2 S: 11	H: 1 LOB: 1 BB: 0 P: 20	R: 0 E: 1 K: 0 S: 9	H: 0 LOB: 1 BB: 0 P: 13	1B: 6 2B: 0 3B: 0 HR: 1	SF: 0 SAC: 0 DP: 3 HBP: 0	WP: 0 PB: 0 SB: 0 CS: 1	PA: 34				
PITCHER	IP	WLS	BF	H	R	ER	SO	BB	IBB	HBP	BLK	WP	HR	S	P	ERA	WHIP									
Bartolo Colon, R ERA: 2.77	(1, 1)	8.0	W	30	7	1	1	2	3	0	0	0	0	1	68	109	1.12	1.250								
Bob Wickman, R ERA: 3.97	(9, 1)	1.0	S	4	0	0	0	0	0	0	0	0	0	9	13	0.00	0.000									

Baltimore Orioles @ Cleveland Indians
Jacobs Field, Cleveland, OH
Wed May 15, 2002, 7:05 PM EDT
Att: 26,315 - Sunny - 66 F

AB 31
R 1
H 7
RBI 1
BB 3
SO 2
LOB 14

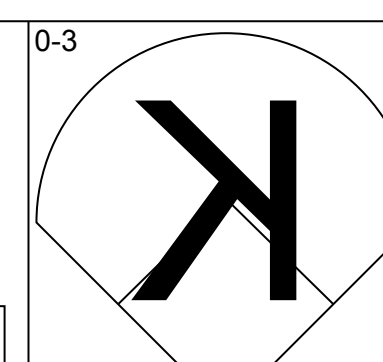
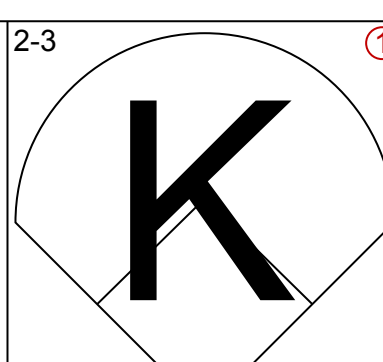
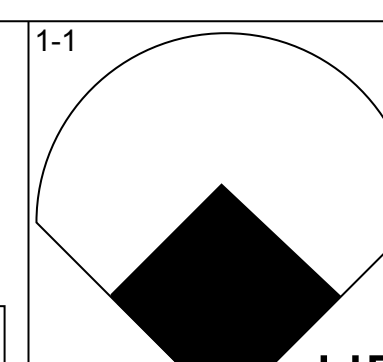
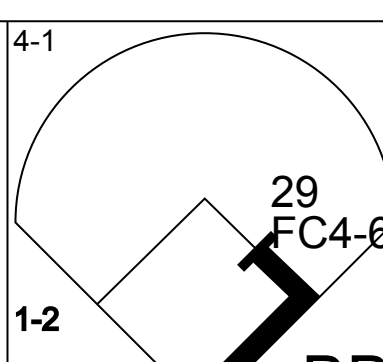
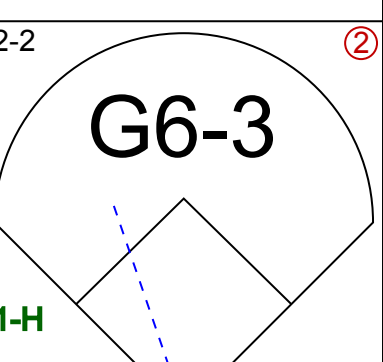
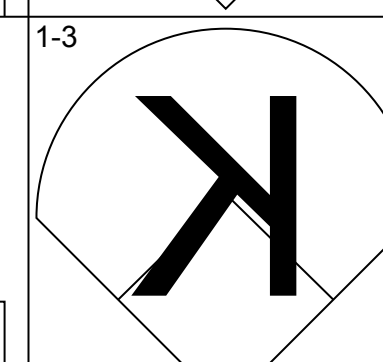
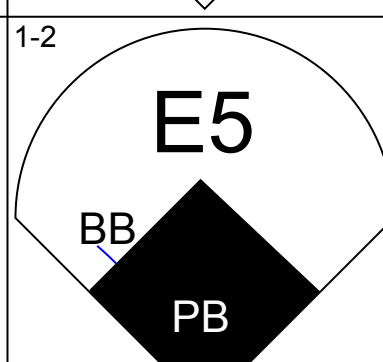
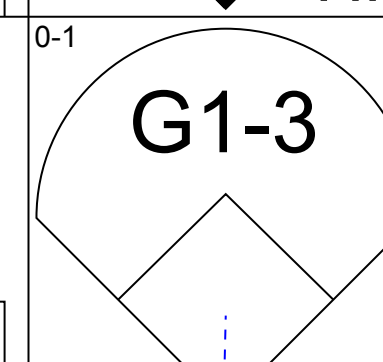
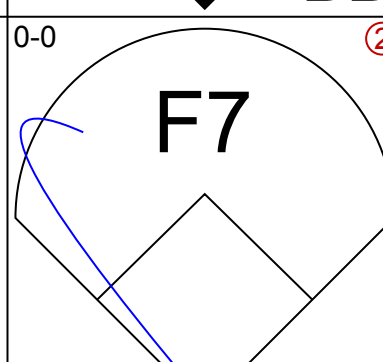
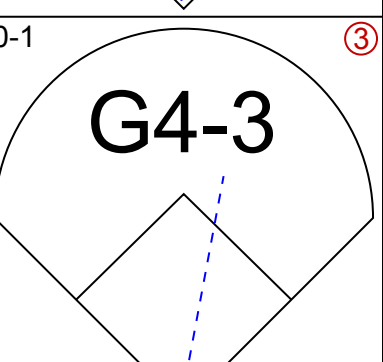
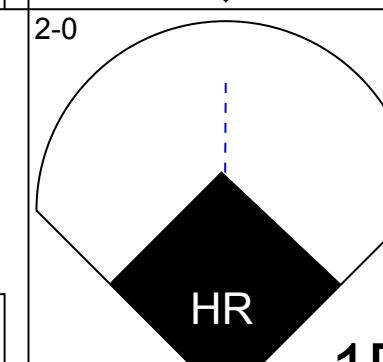
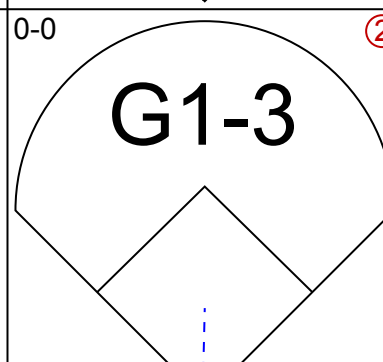
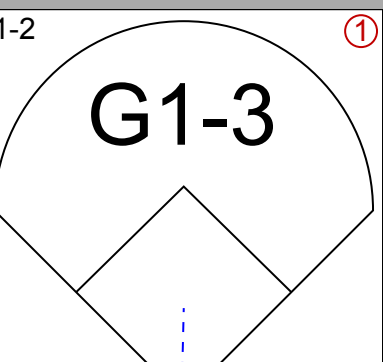
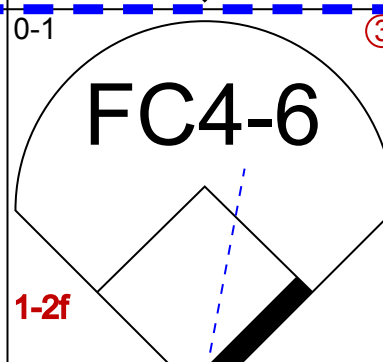
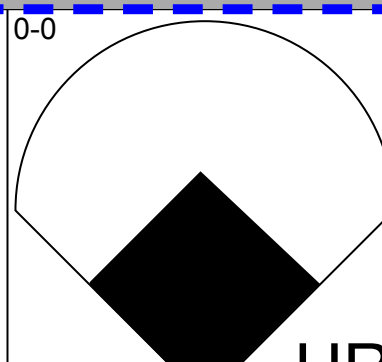
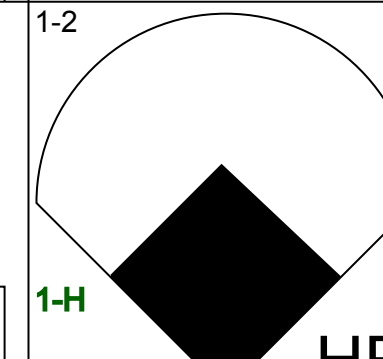
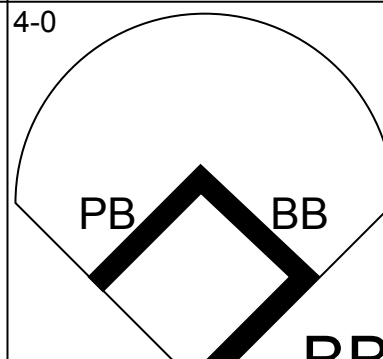
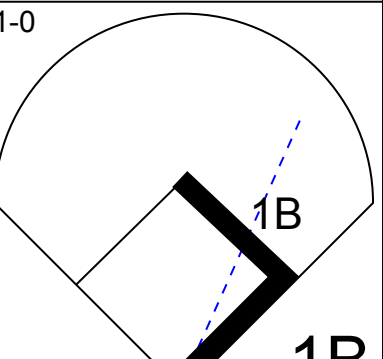
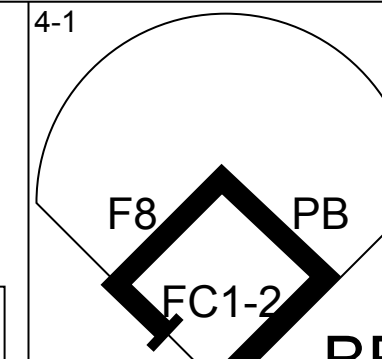
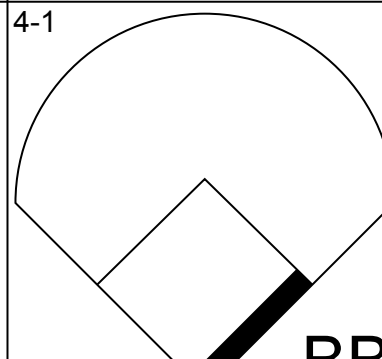
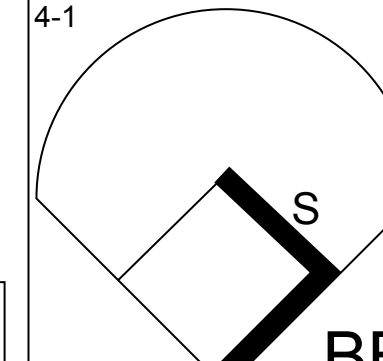
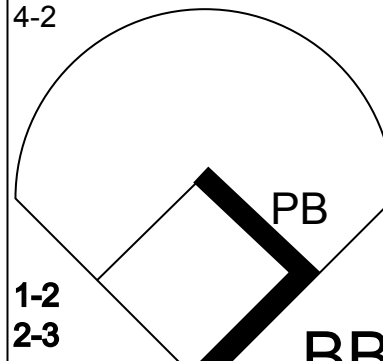
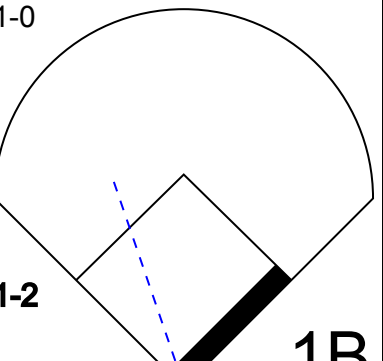
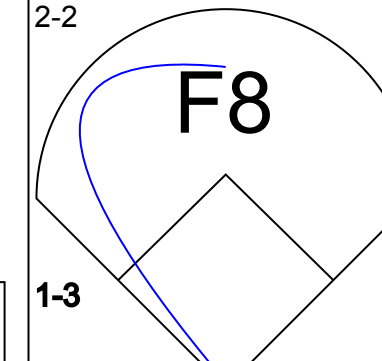
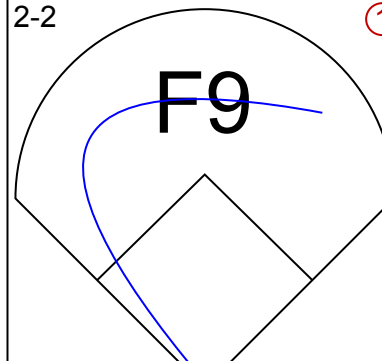
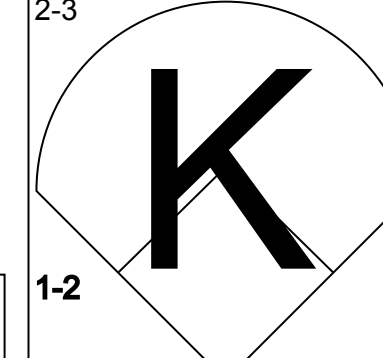
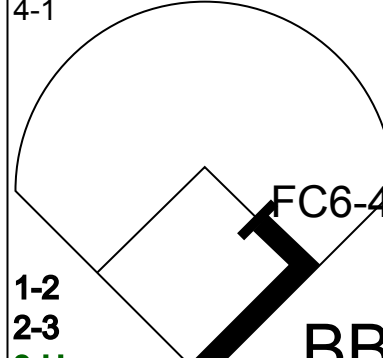
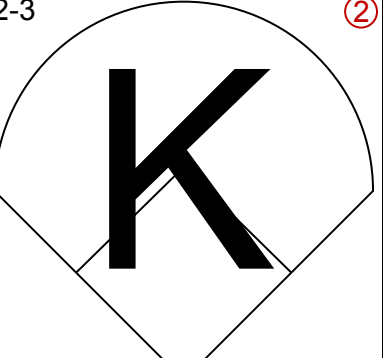
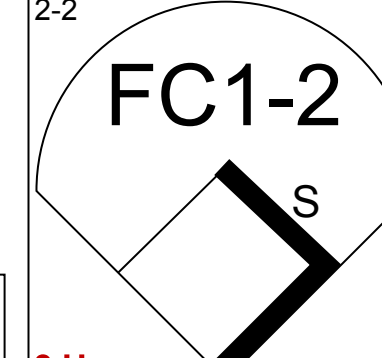
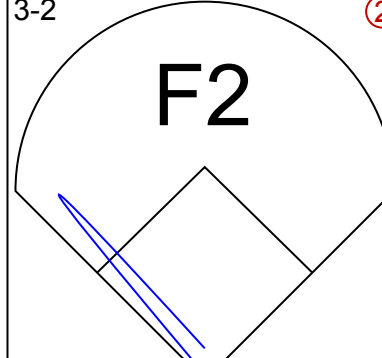
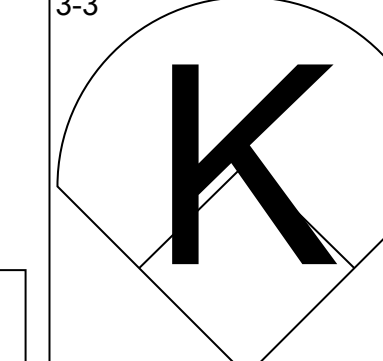
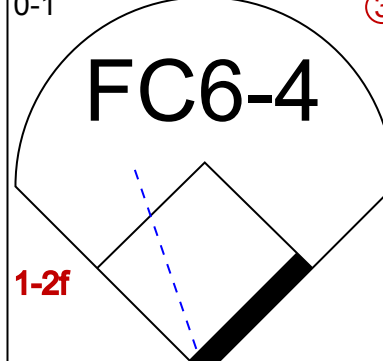
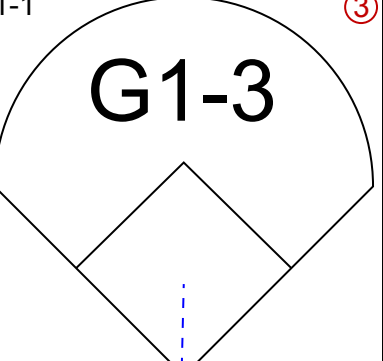
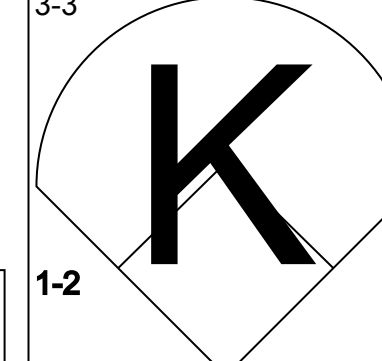
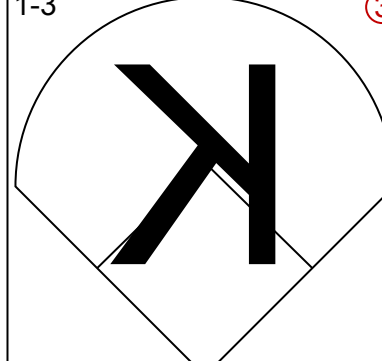
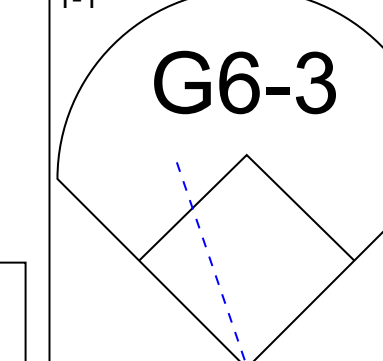
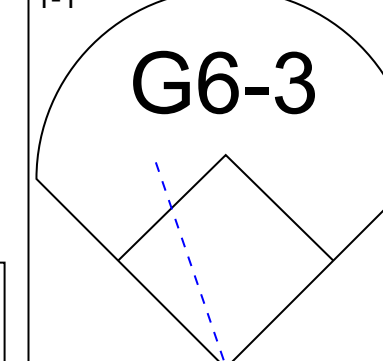
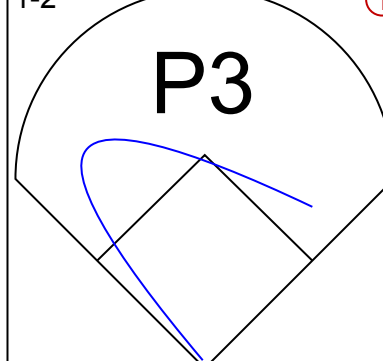
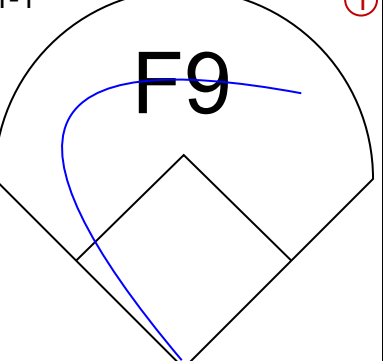
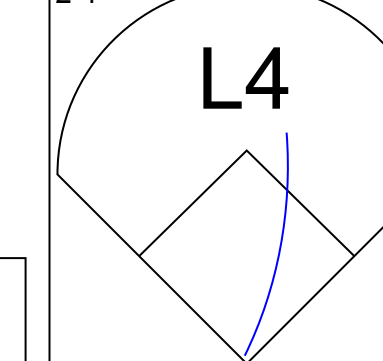
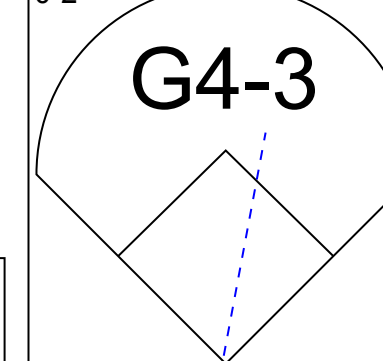
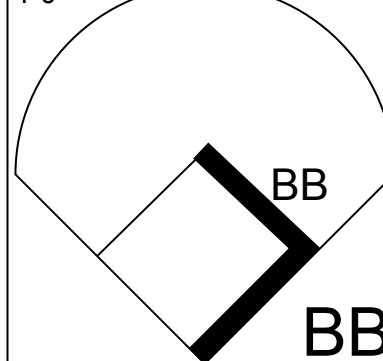
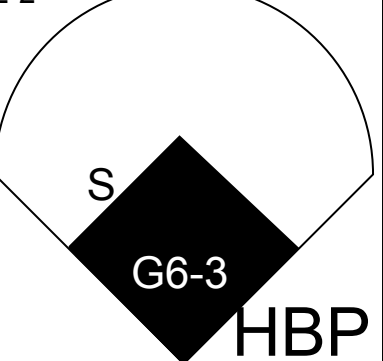


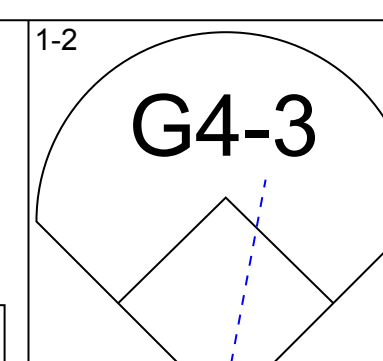
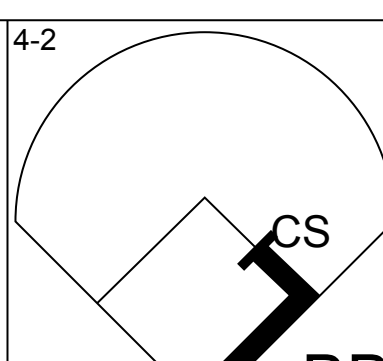
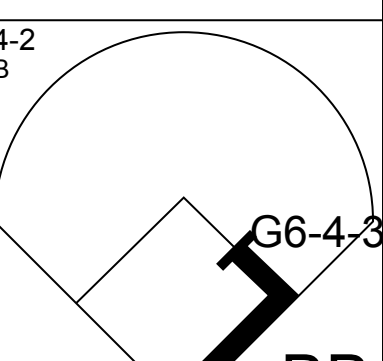
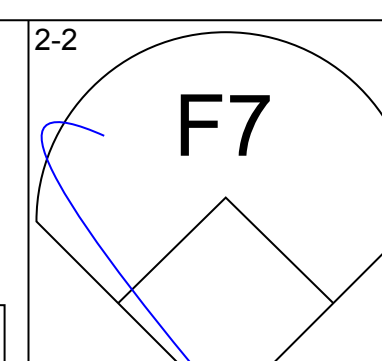
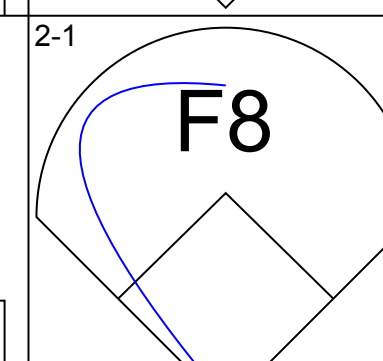
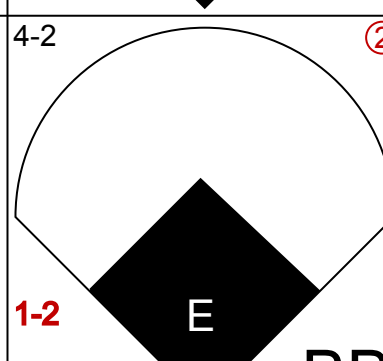
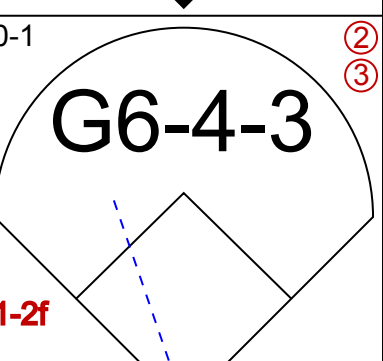
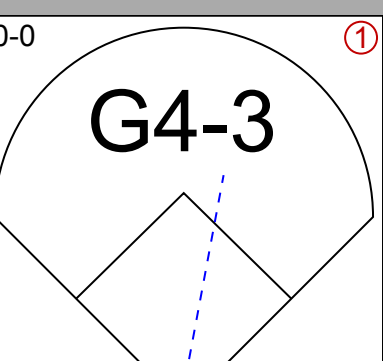
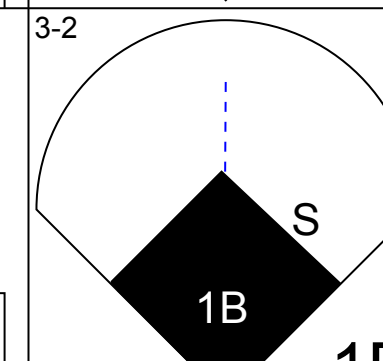
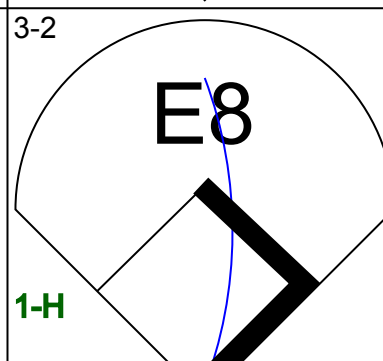
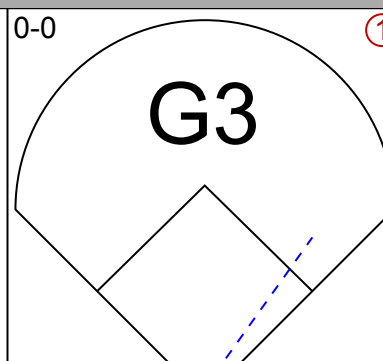
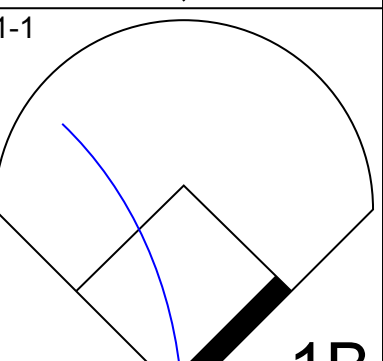
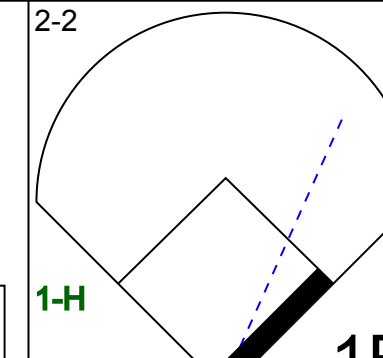
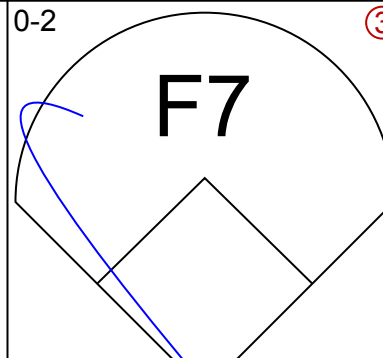
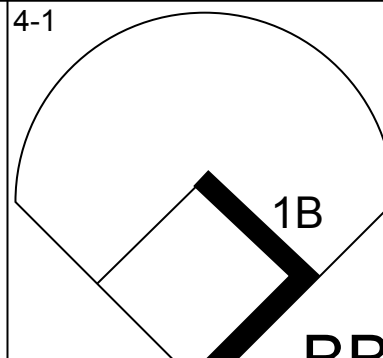
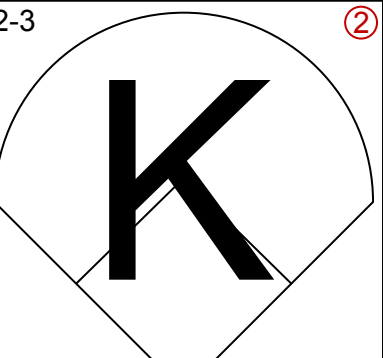
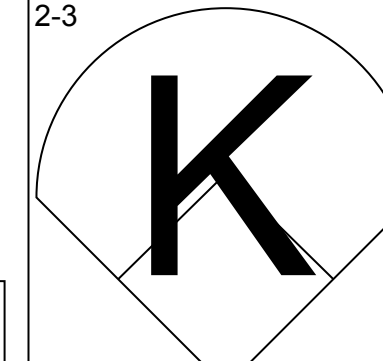
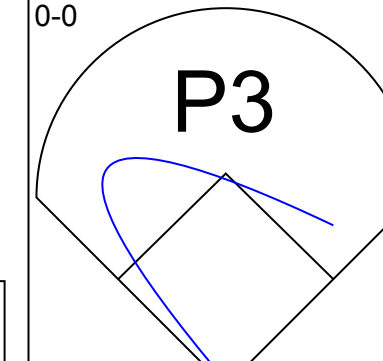
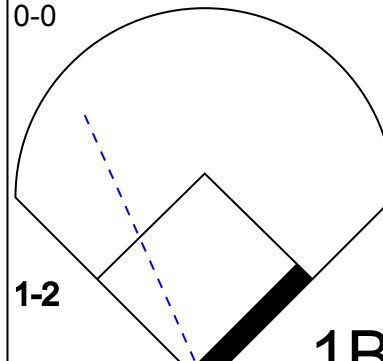
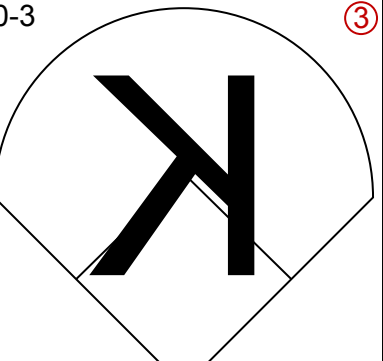
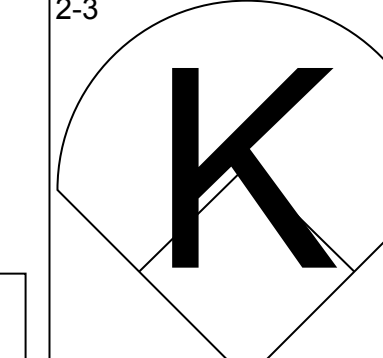
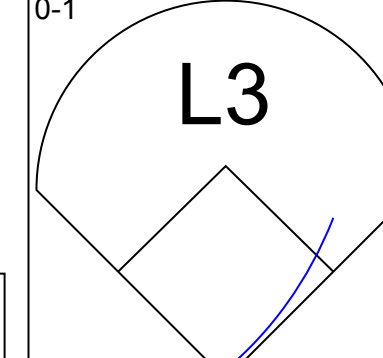
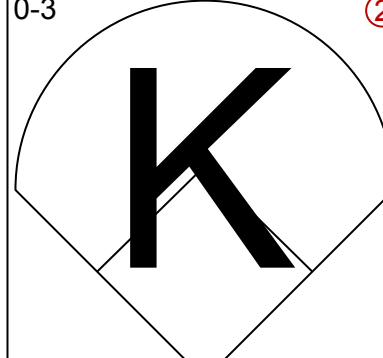

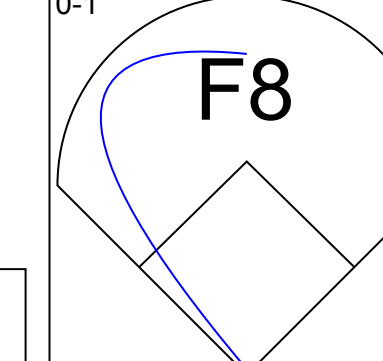
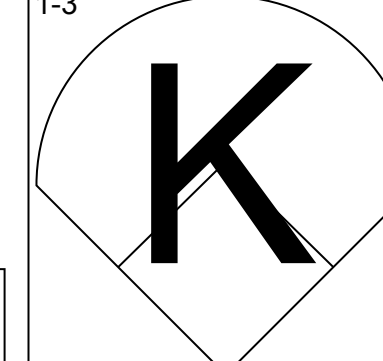
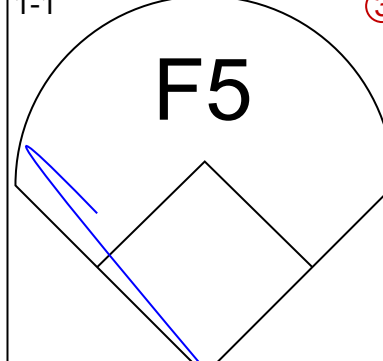

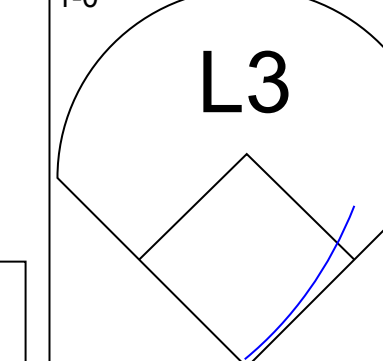
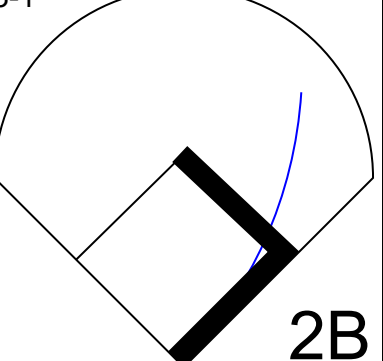
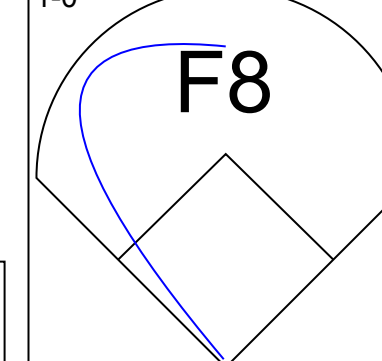
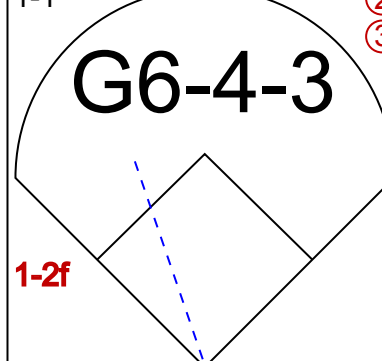
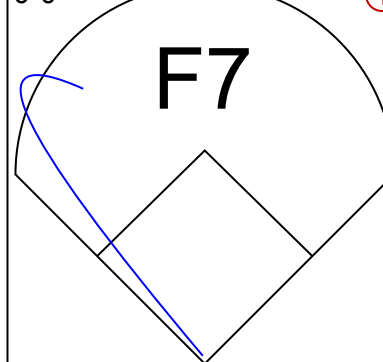
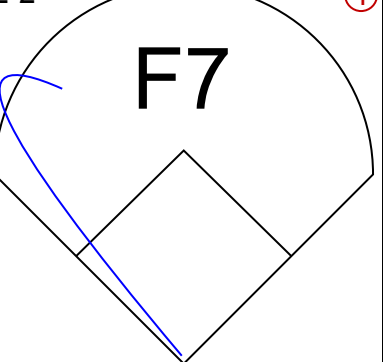
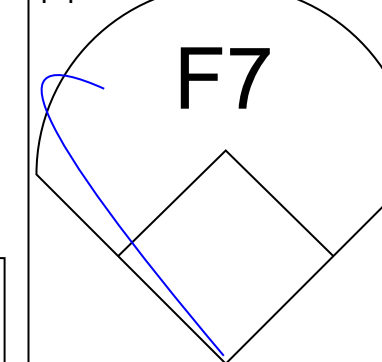
Batter	1	2	3	4	5	6	7	8	9	AB	R	H	RBI	BB	SO	LOB	BOTTOM									
Omar Vizquel, S OBP: 0.421, SLG: 0.561	0-2 G4-3 E 2B		3-1 G4-3		1-1 G6-4-3 1B		2-0 F9			4	1	2	0	0	0	0										
Ricky Gutierrez, R OBP: 0.305, SLG: 0.324	2-2 G4-3 2-3		3-2 G6-3		2-2 G6-4-3 1-2†		3-2 G4-3			4	0	0	0	0	0	2										
Matt Lawton, L OBP: 0.366, SLG: 0.510	0-1 G6-3		2-1 2B		0-0 L5			1-0 PB SF8 1B		4	1	2	0	0	0	1										
Jim Thome, L OBP: 0.354, SLG: 0.504	3 SAFE 4-0 3-H BB		2-3 K		2-1 F4 1B		2-1 BB 1B	1-0 SF8 PB 1B	1-2 WP 1B	3	1	2	0	1	1	1										
Ellis Burks, R OBP: 0.391, SLG: 0.478	2-1 L5			2-3 K		0-0 F4 1B		4-0 WP SF8 BB	1-2 2-3 3-H 1B	3	0	0	0	1	1	2										
Russell Branyan, L OBP: 0.284, SLG: 0.464		3-2 BB 1B		2-3 K		3-3 K		1-0 SF8	1-2 2-3 3-H 1B	3	0	1	1	0	2	1										
Bruce Aven, R OBP: 0.337, SLG: 0.257	2-1 F8		4-1 S BB		4-2 BB		4-2 BB	1-2 K	2-3 3-H 1B	2	0	0	0	2	1	2										
Brady Anderson, L OBP: 0.337, SLG: 0.257	4-0 G6-4-3 BB			4-2 BB		1-2 BB		1-2 L8	1-1 F9	0	0	0	0	2	0	0										
Jolbert Cabrera, R OBP: 0.111, SLG: 0.118	1-2 BB			1-2 BB						2	0	0	0	0	0	3										
Eddie Pérez, R OBP: 0.250, SLG: 0.321	0-1 G6-4-3 1-2†			0-3 K			0-1 G1-3			3	0	0	0	0	1	4										
Inning Stats	R: 1 E: 1 K: 0 S: 10	H: 1 LOB: 1 BB: 1 P: 18	R: 0 E: 0 K: 0 S: 7	H: 1 LOB: 1 BB: 1 P: 16	R: 0 E: 0 K: 1 S: 10	H: 1 LOB: 0 BB: 0 P: 20	R: 0 E: 0 K: 3 S: 13	H: 0 LOB: 2 BB: 2 P: 25	R: 0 E: 0 K: 0 S: 9	H: 1 LOB: 0 BB: 0 P: 11	R: 0 E: 0 K: 1 S: 11	H: 1 LOB: 2 BB: 1 P: 21	R: 0 E: 0 K: 0 S: 6	H: 0 LOB: 0 BB: 0 P: 11	R: 2 E: 0 K: 1 S: 9	H: 2 LOB: 1 BB: 1 P: 18	R: 0 E: 0 K: 1 S: 9	H: 0 LOB: 1 BB: 0 P: 13	1B: 5 2B: 2 3B: 0 HR: 0	SF: 1 SAC: 0 DP: 2 HBP: 0	WP: 1 PB: 1 SB: 1 CS: 0	PA: 35				
PITCHER	IP	WLS	BF	H	R	ER	SO	BB	IBB	HBP	BLK	WP	HR	S	P	ERA	WHIP									
Rodrigo Lopez, R ERA: 2.01	(1, 1)	5.2		25	5	1	0	5	5	0	0	0	0	57	107	0.00	1.765									
B.J. Ryan, L ERA: 6.75	(6, 1)	0.1		1	0	0	0	0	0	0	0	0	0	3	4	0.00	0.000									
Rick Bauer, R ERA: 2.61	(7, 1)	2.0	L	9	2	2	2	1	1	0	0	0	1	0	15	29	9.00	1.500								

Baltimore Orioles @ Cleveland Indians
Jacobs Field, Cleveland, OH
Wed May 15, 2002, 7:05 PM EDT
Att: 26,315 - Sunny - 66 F


AB 28
R 3
H 7
RBI 1
BB 6
SO 6
LOB 16




Batter	1	2	3	4	5	6	7	8	9	AB	R	H	RBI	BB	SO	LOB	TOP								
Chuck Knoblauch R (1, 7) OBP: 0.276, SLG: 0.306										4	1	2	1	2	0		Kansas City Royals @ Cleveland Indians Jacobs Field, Cleveland, OH Fri May 17 2002, 7:05 PM EDT Att: 32,593 - Cloudy - 47 F								
Neftali Feliz S (1, 6) OBP: 0.250, SLG: 0.346										5	1	0	0	0	1	2									
29 Mike Sweeney R (1, 3) OBP: 0.395, SLG: 0.535										5	2	2	1	0	0	3									
Joe Randa R (1, 5) OBP: 0.351, SLG: 0.443										2	1	2	2	3	0	0									
Mark Quinn R (1, 9) OBP: 0.320, SLG: 0.238										3	0	1	0	2	0	2									
Carlos Beltrán S (1, 8) OBP: 0.335, SLG: 0.431										4	0	0	0	1	2	5									
Brandon Berger R (1, 10) OBP: 0.324, SLG: 0.429										5	0	0	0	0	3	7									
A.J. Hinch R (1, 2) OBP: 0.311, SLG: 0.415										4	0	0	0	0	0	0									
Carlos Febles R (1, 4) OBP: 0.364, SLG: 0.373										2	1	0	0	1	0	0									
Inning Stats	R: 2 H: 2 E: 0 K: 3 S: 15	H: 2 LOB: 1 BB: 1 P: 25	R: 0 H: 0 E: 0 K: 1 S: 9	H: 0 LOB: 0 BB: 0 P: 15	R: 1 H: 0 E: 1 K: 1 S: 15	H: 0 LOB: 3 BB: 3 P: 30	R: 1 H: 1 E: 0 K: 0 S: 9	H: 1 LOB: 0 BB: 0 P: 11	R: 0 H: 2 E: 0 K: 1 S: 10	H: 2 LOB: 2 BB: 0 P: 16	R: 0 H: 0 E: 0 K: 0 S: 7	H: 0 LOB: 2 BB: 2 P: 16	R: 0 H: 0 E: 0 K: 1 S: 12	H: 0 LOB: 1 BB: 1 P: 23	R: 1 H: 0 E: 0 K: 0 S: 10	H: 0 LOB: 0 BB: 0 P: 15	R: 1 H: 1 E: 0 K: 1 S: 13	H: 1 LOB: 1 BB: 1 P: 23	1B: 3 2B: 0 3B: 0 HR: 3	SF: 0 SAC: 0 DP: 0 HBP: 1	WP: 0 PB: 2 SB: 4 CS: 0	PA: 43			
PITCHER	IP	WLS	BF	H	R	ER	SO	BB	IBB	HBP	BLK	WP	HR	S	P	ERA	WHIP								
Chuck Finley L (1, 1) ERA: 5.19	5.2	L	29	5	4	3	6	6	0	0	0	0	2	63	111	4.76	1.941								
Chad Paronto R (6, 1) ERA: 5.79	1.1		5	0	0	0	1	1	0	0	0	0	0	14	25	0.00	0.750								
Mark Wohlers R (8, 1) ERA: 7.64	1.0		4	0	1	1	0	0	0	1	0	0	0	15	15	9.00	0.000								
David Riske R (9, 1) ERA: 4.34	1.0		5	1	1	1	1	1	0	0	0	0	1	13	23	9.00	2.000								

Batter	1	2	3	4	5	6	7	8	9	AB	R	H	RBI	BB	SO	LOB	BOTTOM								
Omar Vizquel S (1, 6) OBP: 0.423, SLG: 0.553										2	0	0	0	2	0	0	Kansas City Royals @ Cleveland Indians Jacobs Field, Cleveland, OH Fri May 17 2002, 7:05 PM EDT Att: 32,593 - Cloudy - 47 F								
Ricky Gutierrez R (1, 4) OBP: 0.303, SLG: 0.317										3	1	0	0	1	0	2									
Matt Lawton L (1, 9) OBP: 0.369, SLG: 0.510										4	1	2	0	0	0	0									
Jim Thome L (1, 3) OBP: 0.358, SLG: 0.500										3	0	1	1	1	1	2									
Ellis Burks R (1, 10) OBP: 0.387, SLG: 0.471										4	0	1	0	0	2	2									
Russell Brannan L (1, 5) OBP: 0.292, SLG: 0.452										3	0	0	0	1	2	2									
Bruce Aven R (1, 7) OBP: 0.333, SLG: 0.270										4	0	0	0	0	1	3									
Brady Anderson L (1, 8) OBP: 0.333, SLG: 0.270										4	0	1	0	0	0	1									
Einar Diaz R (1, 2) OBP: 0.265, SLG: 0.364										3	0	0	0	0	0	1									
Inning Stats	R: 1 H: 2 E: 0 K: 1 S: 19	H: 2 LOB: 1 BB: 0 P: 29	R: 0 H: 0 E: 0 K: 1 S: 7	H: 0 LOB: 0 BB: 0 P: 10	R: 1 H: 0 E: 1 K: 0 S: 11	H: 0 LOB: 1 BB: 2 P: 22	R: 0 H: 0 E: 0 K: 1 S: 6	H: 0 LOB: 0 BB: 0 P: 7	R: 0 H: 1 E: 0 K: 0 S: 13	H: 1 LOB: 1 BB: 1 P: 22	R: 0 H: 1 E: 0 K: 1 S: 8	H: 1 LOB: 2 BB: 1 P: 13	R: 0 H: 0 E: 0 K: 2 S: 11	H: 0 LOB: 1 BB: 0 P: 14	R: 0 H: 1 E: 0 K: 0 S: 5	H: 0 LOB: 0 BB: 1 P: 12	R: 0 H: 0 E: 0 K: 0 S: 5	H: 0 LOB: 0 BB: 1 P: 12	1B: 4 2B: 1 3B: 0 HR: 0	SF: 0 SAC: 0 DP: 2 HBP: 0	WP: 0 PB: 0 SB: 1 CS: 1	PA: 35			
PITCHER	IP	WLS	BF	H	R	ER	SO	BB	IBB	HBP	BLK	WP	HR	S	P	ERA	WHIP								
Paul Byrd R (1, 1) ERA: 2.56	8.0	W	32	5	2	1	6	4	0	0	0	0	0	81	127	1.12	1.125								
Jason Grimsley R (9, 1) ERA: 4.76	1.0		3	0	0	0	0	1	0	0	0	0	0	5	12	0.00	1.000								

AB 34
 R 6
 H 6
 RBI 5
 BB 8
 SO 8
 LOB 19



AB 30
 R 2
 H 5
 RBI 1
 BB 5
 SO 6
 LOB 13



Batter	1	2	3	4	5	6	7	8	9	AB	R	H	RBI	BB	SO	LOB	TOP										
Neft Perez, S (1, 6) OBP: 0.244, SLG: 0.335	G4-3			K		G1-3		G5-3		4	0	0	0	0	1	0	Kansas City Royals @ Cleveland Indians Jacobs Field, Cleveland, OH Sat May 18 2002, 7:05 PM EDT Att: 32,110 - Cloudy - 45 F										
Luis Alicaes, S (1, 5) OBP: 0.196, SLG: 0.188	G5-3			G4-3		K			G3	4	1	1	0	0	1	0											
Carlos Beltrán, S (1, 8) OBP: 0.331, SLG: 0.417	F9			G4-3		K			K	4	0	0	1	0	2	0											
29 Mike Sweeney, R (1, 10) OBP: 0.382, SLG: 0.510		K2-3		F8					F9	4	0	0	0	0	1	0											
Michael Tucker, L (1, 3) OBP: 0.324, SLG: 0.357		G1-3				1B				2	0	1	0	1	0	0											
Mark Quinn, R (1, 9) OBP: 0.313, SLG: 0.286						K			L7	3	0	0	0	0	2	2											
Raul Ibanez, L (1, 7) OBP: 0.227, SLG: 0.300				G3-1		K			F8	3	0	0	0	0	1	2											
Donnie Sadler, R (1, 4) OBP: 0.294, SLG: 0.313				K					L4	3	0	2	0	0	1	0											
Juan Brito, R (1, 2) OBP: 0.294, SLG: 0.412				K					L4	2	0	0	0	0	2	2											
Carlos Febles, R (8, PH) OBP: 0.369, SLG: 0.368				K						1	0	0	0	0	0	1											
A.J. Hinch, R (8, 2) OBP: 0.292, SLG: 0.386										0	0	0	0	0	0	0											
Inning Stats	R: 0 E: 0 K: 0 S: 6	H: 0 LOB: 0 BB: 0 P: 9	R: 0 E: 0 K: 2 S: 10	H: 0 LOB: 0 BB: 0 P: 13	R: 0 E: 0 K: 2 S: 12	H: 0 LOB: 0 BB: 0 P: 18	R: 1 E: 0 K: 1 S: 6	H: 1 LOB: 0 BB: 0 P: 11	R: 0 E: 0 K: 3 S: 12	H: 2 LOB: 2 BB: 0 P: 15	R: 0 E: 0 K: 0 S: 8	H: 0 LOB: 1 BB: 1 P: 13	R: 0 E: 0 K: 0 S: 10	H: 0 LOB: 1 BB: 1 P: 18	R: 0 E: 0 K: 1 S: 7	H: 1 LOB: 0 BB: 0 P: 13	R: 0 E: 0 K: 1 S: 7	H: 0 LOB: 0 BB: 0 P: 13	1B: 3 2B: 1 3B: 1 HR: 0	SF: 0 SAC: 0 DP: 1 HBP: 0	WP: 0 PB: 0 SB: 1 CS: 0	PA: 31					
PITCHER	IP	WLS	BF	H	R	ER	SO	BB	IBB	HBP	BLK	WP	HR	S	P	ERA	WHIP										
Ryan Drese, R (1, 1) ERA: 5.81	8.0	W	28	4	1	1	10	1	0	0	0	0	0	72	110	1.12	0.625										
Bob Wickman, R (9, 1) ERA: 4.73	1.0	S	3	0	0	0	1	0	0	0	0	0	0	7	13	0.00	0.000										

Batter	1	2	3	4	5	6	7	8	9	AB	R	H	RBI	BB	SO	LOB	BOTTOM										
Omar Vizquel, S (1, 6) OBP: 0.416, SLG: 0.550	P4			K				L8		4	1	1	4	1	1	1	Kansas City Royals @ Cleveland Indians Jacobs Field, Cleveland, OH Sat May 18 2002, 7:05 PM EDT Att: 32,110 - Cloudy - 45 F										
Ricky Gutierrez, R (1, 4) OBP: 0.302, SLG: 0.311	B3					G4-3		G6-3		3	0	0	0	1	0	3											
Matt Lawton, L (1, 9) OBP: 0.365, SLG: 0.497	G1-5-3			L6						3	0	0	0	1	0	2											
Ellis Burks, R (1, 10) OBP: 0.379, SLG: 0.452						F8		G4-3		3	0	0	0	1	0	1											
Jim Thome, L (1, 3) OBP: 0.353, SLG: 0.483				K				G4-3		4	0	0	0	0	2	2											
Travis Fryman, R (1, 5) OBP: 0.291, SLG: 0.336				K		P6				4	1	1	0	0	1	2											
Bruce Aven, R (1, 7) OBP: 0.365, SLG: 0.111										1	1	1	0	1	0	0											
Brady Anderson, L (6, PH) OBP: 0.330, SLG: 0.260										1	0	0	0	1	1	2											
Einar Diaz, R (1, 2) OBP: 0.259, SLG: 0.355										3	0	0	0	0	0	4											
Jolbert Cabrera, R (1, 8) OBP: 0.163, SLG: 0.150										3	1	1	0	1	1	3											
Inning Stats	R: 0 E: 0 K: 0 S: 5	H: 0 LOB: 0 BB: 0 P: 7	R: 0 E: 0 K: 2 S: 12	H: 0 LOB: 2 BB: 2 P: 25	R: 0 E: 0 K: 1 S: 14	H: 1 LOB: 1 BB: 1 P: 19	R: 0 E: 0 K: 1 S: 6	H: 0 LOB: 0 BB: 0 P: 8	R: 3 E: 0 K: 0 S: 9	H: 2 LOB: 1 BB: 2 P: 20	R: 1 E: 1 K: 0 S: 9	H: 1 LOB: 3 BB: 2 P: 22	R: 0 E: 2 K: 1 S: 11	H: 0 LOB: 2 BB: 0 P: 18	R: 0 E: 0 K: 1 S: 8	H: 0 LOB: 0 BB: 0 P: 12	1B: 2 2B: 2 3B: 0 HR: 1	SF: 0 SAC: 1 DP: 1 HBP: 0	WP: 0 PB: 0 SB: 0 CS: 0	PA: 37							
PITCHER	IP	WLS	BF	H	R	ER	SO	BB	IBB	HBP	BLK	WP	HR	S	P	ERA	WHIP										
Darrell May, L (1, 1) ERA: 5.0	4.2	L	21	3	3	3	4	5	0	0	0	0	1	45	78	5.79	1.714										
Cory Bailey, R (5, 1) ERA: 4.13	1.1		8	1	1	0	0	1	1	0	0	0	0	10	23	0.00	1.500										
Brian Shouse, L (7, 1) ERA: 6.75	1.0		5	0	0	0	1	0	0	0	0	0	0	11	18	0.00	0.000										
Miguel Asencio, R (8, 1) ERA: 10.13	1.0		3	0	0	0	1	0	0	0	0	0	0	8	12	0.00	0.000										

Batter	1	2	3	4	5	6	7	8	9	AB	R	H	RBI	BB	SO	LOB	TOP							
Chuck Knoblauch R (1, 7) <small>OBP: 0.268, SLG: 0.291</small> Raul Ibanez L (9, PH) <small>OBP: 0.235, SLG: 0.300</small>	G6-3		F9			P3	BB		G6-3 E BB	3	0	0	0	1	0	1	Kansas City Royals @ Cleveland Indians Jacobs Field, Cleveland, OH Sun May 19 2002, 1:05 PM EDT Att: 31,105 - Sunny - 46 F							
Carlos Febles R (1, 4) <small>OBP: 0.352, SLG: 0.351</small>	K			G6-3		K	K		G6-3	5	0	0	0	0	3	3								
Carlos Beltrán S (1, 8) <small>OBP: 0.328, SLG: 0.406</small>	G6-3			G4-3		BB 29 WP BB		B3	E3 29 1B	4	1	0	0	1	0	0								
29 Mike Sweeney R (1, 3) <small>OBP: 0.394, SLG: 0.523</small>		G6-4-3 1B		2B		BB BB		G5-3	1B	4	1	3	0	1	0	0								
Joe Randa R (1, 5) <small>OBP: 0.357, SLG: 0.463</small>	G6-4-3 1-2F			2B		BB IBB			K	4	0	2	1	1	1	3								
Michael Tucker L (1, 9) <small>OBP: 0.321, SLG: 0.347</small>	F7			2B		BB BB		2B		3	0	0	1	1	1	2								
Mark Quinn R (1, 10) <small>OBP: 0.306, SLG: 0.313</small>			F8			K	K		G4-3 PB 2B	4	1	1	0	0	2	3								
A.J. Hinch R (1, 2) <small>OBP: 0.294, SLG: 0.400</small> Neftali Pérez S (9, PH) <small>OBP: 0.243, SLG: 0.333</small>			2B			K	K		G4-3	3	0	1	0	0	2	0								
Donnie Sadler R (1, 6) <small>OBP: 0.278, SLG: 0.294</small> Luis Alicaia S (9, PH) <small>OBP: 0.212, SLG: 0.168</small> Juan Brito R (9, 2) <small>OBP: 0.294, SLG: 0.412</small>			K			G6-3	G4-3		G6-3 E BB	3	0	0	0	0	1	1								
Inning Stats	R: 0 E: 0 K: 1 S: 8	H: 0 LOB: 0 BB: 0 P: 12	R: 0 E: 0 K: 0 S: 9	H: 1 LOB: 0 BB: 0 P: 13	R: 0 E: 0 K: 1 S: 12	H: 1 LOB: 1 BB: 0 P: 23	R: 1 E: 0 K: 0 S: 15	H: 2 LOB: 1 BB: 0 P: 27	R: 0 E: 0 K: 2 S: 10	H: 0 LOB: 0 BB: 0 P: 13	R: 1 E: 0 K: 2 S: 22	H: 0 LOB: 3 BB: 4 P: 41	R: 0 E: 0 K: 2 S: 12	H: 0 LOB: 1 BB: 1 P: 19	R: 0 E: 0 K: 1 S: 9	H: 1 LOB: 1 BB: 0 P: 14		R: 3 E: 1 K: 1 S: 23	H: 2 LOB: 2 BB: 2 P: 39	1B: 2 2B: 5 3B: 0 HR: 0	SF: 0 SAC: 0 DP: 1 HBP: 0	WP: 1 PB: 1 SB: 0 CS: 0	PA: 41	
PITCHER	IP WLS BF H R ER SO BB IBB HBP BLK WP HR S P ERA WHIP	5.2 23 4 2 2 5 2 1 0 0 1 0 68 116 3.18 1.059	0.0 1 0 0 0 0 1 0 0 0 0 0 4 8 ∞ ∞	1.1 5 0 0 0 3 1 0 0 0 0 0 16 24 0.00 0.750	1.0 H 4 1 0 0 1 0 0 0 0 0 9 14 0.00 1.000	0.2 L 6 1 3 0 0 2 0 0 0 0 0 18 33 0.00 4.500	0.1 2 1 0 0 1 0 0 0 0 0 0 2 6 0.00 3.000	0.1 2 1 0 0 1 0 0 0 0 0 0 2 6 0.00 3.000																

AB	34
R	5
H	7
RBI	2
BB	7
SO	10
LOB	14



Batter	1	2	3	4	5	6	7	8	9	AB	R	H	RBI	BB	SO	LOB	BOTTOM							
Omar Vizquel S (1, 6) <small>OBP: 0.415, SLG: 0.539</small>	F7		F7			FC3-6 1B FC1-2 BB	G3 IBB		G4-3	3	0	0	0	2	0	1	Kansas City Royals @ Cleveland Indians Jacobs Field, Cleveland, OH Sun May 19 2002, 1:05 PM EDT Att: 31,105 - Sunny - 46 F							
Ricky Gutierrez R (1, 4) <small>OBP: 0.299, SLG: 0.307</small>	K		K			FC3-6 1B	G3		K	5	0	1	0	0	3	3								
Matt Lawton L (1, 9) <small>OBP: 0.362, SLG: 0.488</small> Jolbert Cabrera R (9, 9) <small>OBP: 0.163, SLG: 0.150</small>	2B BB			G5-3		FC3-6 FC1-2 BB HR	F7			3	1	0	0	1	0	4								
Jim Thome L (1, 3) <small>OBP: 0.362, SLG: 0.493</small>	2B			FC5-4 1B		FC1-2 HR BB		G5-3		3	1	2	0	1	0	0								
Ellis Burks R (1, 10) <small>OBP: 0.369, SLG: 0.438</small>	K			K		FC1-2 HR		E6 WP		4	1	0	0	0	2	6								
Travis Fryman R (1, 5) <small>OBP: 0.289, SLG: 0.355</small>		F9		FC5-4 1-2F		HR		K		4	1	1	4	0	1	2								
Russell Branyan L (1, 7) <small>OBP: 0.275, SLG: 0.423</small>	K			K		F9		K		4	0	0	0	0	3	1								
Brady Anderson L (1, 8) <small>OBP: 0.327, SLG: 0.250</small>	G4-3			G3-1		G3 SH1-3 BB		K		3	0	0	0	1	1	0								
Einar Díaz R (1, 2) <small>OBP: 0.261, SLG: 0.354</small>	F9			F8		SH1-3		G4-3 1B		3	0	1	0	0	0	0								
Inning Stats	R: 0 E: 0 K: 2 S: 17	H: 1 LOB: 2 BB: 1 P: 29	R: 0 E: 0 K: 1 S: 7	H: 0 LOB: 0 BB: 0 P: 13	R: 0 E: 0 K: 1 S: 10	H: 0 LOB: 0 BB: 0 P: 15	R: 0 E: 0 K: 1 S: 10	H: 1 LOB: 1 BB: 0 P: 15	R: 0 E: 0 K: 1 S: 6	H: 0 LOB: 0 BB: 0 P: 9	R: 4 E: 0 K: 0 S: 19	H: 2 LOB: 0 BB: 2 P: 33	R: 0 E: 0 K: 0 S: 6	H: 0 LOB: 2 BB: 2 P: 18	R: 0 E: 1 K: 2 S: 9	H: 0 LOB: 1 BB: 0 P: 15		R: 0 E: 0 K: 2 S: 15	H: 1 LOB: 1 BB: 0 P: 20	1B: 3 2B: 1 3B: 0 HR: 1	SF: 0 SAC: 1 DP: 0 HBP: 0	WP: 1 PB: 0 SB: 0 CS: 0	PA: 38	
PITCHER	IP WLS BF H R ER SO BB IBB HBP BLK WP HR S P ERA WHIP	6.0 25 4 4 4 6 3 0 0 0 0 0 5 15 0.00 1.500	0.2 4 0 0 0 0 1 1 0 0 0 0 5 15 0.00 1.500	0.2 W 3 0 0 0 2 0 0 0 0 1 7 11 0.00 0.000	1.0 S 4 1 0 0 2 0 0 0 0 0 15 20 0.00 1.000																			

AB	32
R	4
H	5
RBI	4
BB	5
SO	10
LOB	17



Batter	1	2	3	4	5	6	7	8	9	AB	R	H	RBI	BB	SO	LOB	TOP					
Omar Vizquel, S OBP: 0.415, SLG: 0.532 (1, 6)										4	0	1	0	1	1	0	Cleveland Indians @ Detroit Tigers Comerica Park, Detroit, MI Mon May 20 2002, 7:05 PM EDT Att: 12,851 - Cloudy - 45 F					
Ricky Gutierrez, R OBP: 0.296, SLG: 0.304 (1, 4)										5	0	1	0	0	2	4						
Matt Lawton, L OBP: 0.358, SLG: 0.476 (1, 9)										4	0	0	0	1	0	2						
Jim Thome, L OBP: 0.370, SLG: 0.493 (1, 3)										2	0	1	0	2	0	0						
Ellis Burks, R OBP: 0.373, SLG: 0.463 (1, 10)										4	1	2	1	0	0	3						
Travis Fryman, R OBP: 0.288, SLG: 0.352 (1, 5)										4	1	1	0	0	1	3						
Russell Branyan, L OBP: 0.289, SLG: 0.429 (1, 7)										3	1	2	0	1	0	0						
Einar Diaz, R OBP: 0.268, SLG: 0.353 (1, 2)										3	0	1	0	1	0	2						
Jolbert Cabrera, R OBP: 0.174, SLG: 0.163 Brady Anderson, L OBP: 0.327, SLG: 0.250 Bruce Aven, R OBP: 0.357, SLG: 0.100 (8, 8)										3	0	1	2	0	1	2						
Inning Stats	R: 0 E: 0 K: 1 S: 12	H: 0 LOB: 0 BB: 0 P: 18	R: 0 E: 0 K: 0 S: 12	H: 2 LOB: 2 BB: 1 P: 20	R: 0 E: 0 K: 1 S: 8	H: 1 LOB: 1 BB: 0 P: 9	R: 1 E: 0 K: 1 S: 13	H: 3 LOB: 2 BB: 0 P: 20	R: 0 E: 0 K: 0 S: 6	H: 0 LOB: 0 BB: 0 P: 10	R: 2 E: 0 K: 1 S: 16	H: 3 LOB: 3 BB: 3 P: 36	R: 0 E: 0 K: 0 S: 9	H: 0 LOB: 1 BB: 2 P: 21	R: 0 E: 0 K: 0 S: 8	H: 0 LOB: 0 BB: 0 P: 13	R: 0 E: 0 K: 1 S: 7	H: 1 LOB: 0 BB: 0 P: 9	1B: 9 2B: 0 3B: 0 HR: 1	SF: 0 SAC: 0 DP: 4 HBP: 0	WP: 0 PB: 0 SB: 1 CS: 0	PA: 39
PITCHER	IP	WLS	BF	H	R	ER	SO	BB	IBB	HBP	BLK	WP	HR	S	P	ERA	WHIP					
24 Nate Cornejo, R ERA: 5.92 Julio Santana, R ERA: 2.39 Jamie Walker, L ERA: 4.91	(1, 1)	5.2	28	9	3	3	3	4	0	0	0	0	1	64	107	4.76	2.294					
(6, 1)	2.0	W	7	0	0	0	1	2	0	0	0	0	0	16	35	0.00	1.000					
(8, 1)	1.1	S	4	1	0	0	1	0	0	0	0	0	0	11	14	0.00	0.750					

Batter	1	2	3	4	5	6	7	8	9	AB	R	H	RBI	BB	SO	LOB	BOTTOM					
Damian Jackson, R OBP: 0.319, SLG: 0.375 (1, 4)										4	0	0	0	1	2	1	Cleveland Indians @ Detroit Tigers Comerica Park, Detroit, MI Mon May 20 2002, 7:05 PM EDT Att: 12,851 - Cloudy - 45 F					
Robert Fick, L OBP: 0.335, SLG: 0.446 Jacob Cruz, L OBP: 0.389, SLG: 0.372 (8, 9)										4	0	0	0	0	1	1						
Bobby Higginson, L OBP: 0.326, SLG: 0.461 (1, 7)										4	1	2	0	0	1	1						
Dmitri Young, S OBP: 0.386, SLG: 0.566 (1, 10)										4	2	3	1	0	1	1						
Randall Simon, L OBP: 0.311, SLG: 0.484 (1, 3)										3	0	2	0	1	0	2						
Wendell Magee, R OBP: 0.331, SLG: 0.492 (1, 8)										4	0	2	2	0	1	4						
Mike Rivera, R OBP: 0.284, SLG: 0.349 (1, 2)										4	0	0	0	0	1	4						
Chris Truby, R OBP: 0.288, SLG: 0.368 (1, 5)										4	0	1	0	0	2	0						
Ramon Santiago, S OBP: 0.500, SLG: 0.917 (1, 6)										4	0	1	0	0	2	1						
Inning Stats	R: 1 E: 0 K: 3 S: 20	H: 3 LOB: 2 BB: 0 P: 30	R: 0 E: 0 K: 1 S: 11	H: 1 LOB: 1 BB: 0 P: 11	R: 1 E: 0 K: 0 S: 14	H: 3 LOB: 2 BB: 0 P: 22	R: 0 E: 0 K: 1 S: 11	H: 0 LOB: 0 BB: 0 P: 14	R: 0 E: 0 K: 1 S: 13	H: 1 LOB: 2 BB: 1 P: 27	R: 0 E: 0 K: 1 S: 14	H: 1 LOB: 1 BB: 0 P: 18	R: 2 E: 1 K: 1 S: 15	H: 2 LOB: 2 BB: 1 P: 24	R: 0 E: 0 K: 3 S: 10	H: 0 LOB: 0 BB: 0 P: 17	R: 0 E: 0 K: 3 S: 10	H: 0 LOB: 0 BB: 0 P: 17	1B: 8 2B: 2 3B: 1 HR: 0	SF: 0 SAC: 0 DP: 0 HBP: 0	WP: 0 PB: 0 SB: 1 CS: 0	PA: 37
PITCHER	IP	WLS	BF	H	R	ER	SO	BB	IBB	HBP	BLK	WP	HR	S	P	ERA	WHIP					
Bartolo Colon, R ERA: 2.79 Ricardo Rincon, L ERA: 3.29 Mark Wohlers, R ERA: 7.11	(1, 1)	6.0	27	9	2	2	7	1	0	0	0	0	0	83	122	3.00	1.500					
(7, 1)	0.2	L	5	1	2	0	1	1	0	0	0	0	0	11	20	0.00	3.000					
(7, 1)	1.1		5	1	0	0	3	0	0	0	0	0	0	14	21	0.00	0.750					

Batter	1	2	3	4	5	6	7	8	9	AB	R	H	RBI	BB	SO	LOB	TOP			
Omar Vizquel, S OBP: 0.498, SLG: 0.522	P4		SH5-4 1B		G6-3		G4-3		G6-3	5	0	1	0	0	0	0	Cleveland Indians @ Detroit Tigers Comerica Park, Detroit, MI Tue May 21 2002, 7:05 PM EDT Att. 14,442 - Sunny - 54 F			
Ricky Gutierrez, R OBP: 0.306, SLG: 0.311	G3 BB		SH5-4		F9		1B E 1B		1B	3	1	2	0	1	0	0				
Matt Lawton, L OBP: 0.354, SLG: 0.467	G3		P4		G6-3		E 1B		F7	5	0	1	0	0	0	4				
Ellis Burks, R OBP: 0.376, SLG: 0.460	K						F6		E5 1B	3	0	1	0	1	1	1				
Jim Thome, L OBP: 0.373, SLG: 0.493			G5-3 1B		K		HBP 1B		F7	4	0	2	0	0	1	5				
Travis Fryman, R OBP: 0.300, SLG: 0.359			G5-3 1B				FC5-4 HBP 1B		L5	3	0	2	0	0	0	0				
Bruce Aven, R OBP: 0.333, SLG: 0.143	G5-3				P6		F8		G5-4-3 1B	4	0	1	0	0	0	5				
Einar Diaz, R OBP: 0.260, SLG: 0.342	G6-3				L8		FC5-4		G5-4-3	4	0	0	0	0	0	5				
Jolbert Cabrera, R OBP: 0.180, SLG: 0.152			SH5-4 1B BB		L6				G6-3	3	0	0	0	1	1	1				
Inning Stats	R: 0 E: 0 K: 1 S: 10	H: 0 LOB: 1 BB: 1 P: 19	R: 0 E: 0 K: 0 S: 8	H: 2 LOB: 1 BB: 0 P: 14	R: 0 E: 0 K: 1 S: 11	H: 1 LOB: 3 BB: 2 P: 21	R: 0 E: 0 K: 0 S: 7	H: 1 LOB: 1 BB: 0 P: 11	R: 0 E: 0 K: 0 S: 11	H: 1 LOB: 2 BB: 0 P: 15	R: 1 E: 1 K: 1 S: 11	H: 3 LOB: 2 BB: 0 P: 15	R: 0 E: 0 K: 0 S: 7	H: 1 LOB: 1 BB: 0 P: 9	R: 0 E: 0 K: 0 S: 6	H: 1 LOB: 1 BB: 0 P: 6	1B: 10 2B: 0 3B: 0 HR: 0	SF: 0 SAC: 1 DP: 2 HBP: 1	WP: 0 PB: 0 SB: 0 CS: 0	PA: 39
PITCHER Mark Redman, L ERA: 4.53	IP: 9.0 WLS: W BF: 39 H: 10 R: 1 ER: 0 SO: 3 BB: 3 IBB: 0 HBP: 1 BLK: 0 WP: 0 HR: 0 S: 78 P: 121 ERA: 0.00 WHIP: 1.444																			

Batter	1	2	3	4	5	6	7	8	9	AB	R	H	RBI	BB	SO	LOB	BOTTOM			
Damian Jackson, R OBP: 0.316, SLG: 0.368	G6-3		F9		E4 G3-1 SF7 1B		G5-3			4	1	1	0	0	0	0	Cleveland Indians @ Detroit Tigers Comerica Park, Detroit, MI Tue May 21 2002, 7:05 PM EDT Att. 14,442 - Sunny - 54 F			
Robert Fick, L OBP: 0.333, SLG: 0.441	K				G3-1		F7			4	1	1	0	0	1	1				
Bobby Higginson, L OBP: 0.324, SLG: 0.459	G4-3				F9		SF7		1B	3	0	1	1	0	0	1				
Dmitri Young, S OBP: 0.379, SLG: 0.588			F7		G4-3				F9	4	1	1	2	0	0	1				
Randall Simon, L OBP: 0.316, SLG: 0.504			FC4 BB		HR		G6-3		G4-3	3	1	1	1	1	0	1				
Wendell Magee, R OBP: 0.323, SLG: 0.480			K		F7		K			3	0	0	0	0	2	1				
Shane Halter, R OBP: 0.311, SLG: 0.345			FC4		3B 1B		L3			3	1	1	0	0	0	1				
Chris Truby, R OBP: 0.289, SLG: 0.383			F8		1B		G4-3			3	0	1	1	0	0	0				
Matt Walbeck, S OBP: 0.300, SLG: 0.333			G4-3		F9		F9			3	0	0	0	0	0	1				
Inning Stats	R: 0 E: 0 K: 1 S: 7	H: 0 LOB: 0 BB: 0 P: 9	R: 0 E: 0 K: 1 S: 7	H: 0 LOB: 1 BB: 1 P: 14	R: 0 E: 0 K: 0 S: 9	H: 0 LOB: 0 BB: 0 P: 14	R: 4 E: 0 K: 0 S: 22	H: 5 LOB: 1 BB: 0 P: 31	R: 1 E: 1 K: 0 S: 6	H: 1 LOB: 0 BB: 0 P: 9	R: 0 E: 0 K: 1 S: 7	H: 0 LOB: 0 BB: 0 P: 8	R: 0 E: 0 K: 0 S: 4	H: 0 LOB: 0 BB: 0 P: 6	R: 0 E: 0 K: 0 S: 7	H: 1 LOB: 1 BB: 0 P: 11	1B: 4 2B: 0 3B: 1 HR: 2	SF: 1 SAC: 0 DP: 0 HBP: 0	WP: 0 PB: 0 SB: 0 CS: 0	PA: 32
PITCHER Charles Nagy, R ERA: 7.71 Chad Paronto, R ERA: 3.95 Ricardo Rincon, L ERA: 3.07	IP: 4.0 WLS: L BF: 18 H: 5 R: 4 ER: 4 SO: 2 BB: 1 IBB: 0 HBP: 0 BLK: 0 WP: 0 HR: 2 S: 45 P: 68 ERA: 9.00 WHIP: 1.500																			

AB	34
R	1
H	10
RBI	0
BB	3
SO	3
LOB	21



AB	30
R	5
H	7
RBI	5
BB	1
SO	3
LOB	7



Batter	1	2	3	4	5	6	7	8	9	AB	R	H	RBI	BB	SO	LOB	TOP			
Omar Vizquel, S OBP: 0.406, SLG: 0.512	F8		K			F8		HBP		3	0	0	0	0	1	1	Cleveland Indians @ Detroit Tigers Comerica Park, Detroit, MI Wed May 22 2002, 7:05 PM EDT Att: 14,396 - Sunny - 62 F			
Ricky Gutierrez, R OBP: 0.299, SLG: 0.303	G1-3				G6-3	G6-3		K		4	0	0	0	0	1	2				
Matt Lawton, L OBP: 0.352, SLG: 0.459	F8				HBP BB	G3-1			G4-3	3	0	0	0	1	0	0				
Jim Thome, L OBP: 0.365, SLG: 0.481		K			F9			K	G1-6-3	4	0	0	0	0	2	1				
Ellis Burks, R OBP: 0.373, SLG: 0.450		E5						F8	K	3	0	0	0	0	1	0				
Travis Fryman, R OBP: 0.294, SLG: 0.351		G6-3						K		3	0	0	0	0	2	3				
Russell Branyan, L OBP: 0.283, SLG: 0.419						K			K	3	0	0	0	0	3	0				
Einar Diaz, R OBP: 0.262, SLG: 0.336								F5		2	0	0	0	1	1	0				
Chris Magruder, S OBP: 0.333, SLG: 0.667						F8			2B	3	0	1	0	0	0	1				
Inning Stats	R: 0 E: 0 K: 0 S: 4	H: 0 LOB: 0 BB: 7	R: 0 E: 1 K: 1 S: 6	H: 0 LOB: 0 BB: 10	R: 0 E: 0 K: 2 S: 13	H: 0 LOB: 1 BB: 1	R: 0 E: 0 K: 1 S: 14	H: 0 LOB: 2 BB: 1	R: 0 E: 0 K: 2 S: 9	H: 0 LOB: 0 BB: 0	R: 0 E: 0 K: 2 S: 8	H: 0 LOB: 0 BB: 0	R: 0 E: 0 K: 2 S: 14	H: 1 LOB: 2 BB: 0	R: 0 E: 0 K: 1 S: 9	H: 0 LOB: 0 BB: 13	1B: 0 2B: 1 3B: 0 HR: 0	SF: 0 SAC: 0 DP: 1 HBP: 2	WP: 0 PB: 0 SB: 0 CS: 0	PA: 32
PITCHER Jeff Weaver, R ERA: 2.92	IP: 9.0 WLS: W BF: 32 H: 1 R: 0 ER: 0 SO: 11 BB: 2 IBB: 0 HBP: 2 BLK: 0 WP: 0 HR: 0 S: 83 P: 125 ERA: 0.00 WHIP: 0.333																			

AB	28
R	0
H	1
RBI	0
BB	2
SO	11
LOB	8



Batter	1	2	3	4	5	6	7	8	9	AB	R	H	RBI	BB	SO	LOB	BOTTOM			
Wendell Magee, R OBP: 0.313, SLG: 0.465	G5-3		G6-4-3			F9		G6-3		4	0	0	0	0	0	2	Cleveland Indians @ Detroit Tigers Comerica Park, Detroit, MI Wed May 22 2002, 7:05 PM EDT Att: 14,396 - Sunny - 62 F			
Damian Jackson, R OBP: 0.325, SLG: 0.357	G4-3		S BB			G4-3		S 1B BB		2	0	0	0	2	0	1				
Bobby Higginson, L OBP: 0.328, SLG: 0.456	S BB		K			G3-1		1B		3	1	1	0	1	1	1				
Dmitri Young, S OBP: 0.385, SLG: 0.578	1B					K		K		3	0	1	1	1	2	0				
Randall Simon, L OBP: 0.314, SLG: 0.496	L9					G5-3			G4-3	4	0	1	0	0	0	3				
Shane Halter, R OBP: 0.311, SLG: 0.345		CS 1B				G6-3		F8		3	0	1	0	0	0	1				
Craig Paquette, R OBP: 0.245, SLG: 0.341		G6-3				1B SF8 BB		F9		2	1	0	0	1	0	1				
Chris Truby, R OBP: 0.290, SLG: 0.382		F8				F8		F7		3	0	1	0	0	0	0				
Matt Walbeck, S OBP: 0.308, SLG: 0.364						SF8		G5-3		2	0	1	1	0	0	0				
Inning Stats	R: 1 E: 0 K: 0 S: 13	H: 1 LOB: 1 BB: 1	R: 0 E: 0 K: 0 S: 9	H: 1 LOB: 0 BB: 0	R: 0 E: 0 K: 1 S: 9	H: 1 LOB: 1 BB: 1	R: 0 E: 0 K: 1 S: 6	H: 0 LOB: 0 BB: 0	R: 1 E: 0 K: 0 S: 12	H: 1 LOB: 1 BB: 1	R: 0 E: 0 K: 1 S: 10	H: 0 LOB: 0 BB: 0	R: 0 E: 0 K: 0 S: 6	H: 1 LOB: 2 BB: 2	R: 0 E: 0 K: 0 S: 7	H: 1 LOB: 2 BB: 0	1B: 6 2B: 0 3B: 0 HR: 0	SF: 1 SAC: 0 DP: 1 HBP: 0	WP: 0 PB: 0 SB: 3 CS: 1	PA: 32
PITCHER Chuck Finley, L ERA: 4.73	IP: 8.0 WLS: L BF: 32 H: 6 R: 2 ER: 2 SO: 3 BB: 4 IBB: 1 HBP: 0 BLK: 0 WP: 0 HR: 0 S: 72 P: 117 ERA: 2.25 WHIP: 1.250																			


AB	26
R	2
H	6
RBI	2
BB	5
SO	3
LOB	9



Batter	1	2	3	4	5	6	7	8	9	AB	R	H	RBI	BB	SO	LOB	TOP										
Matt Lawton, L (1, 9) OBP: 0.344, SLG: 0.442 Jolbert Cabrera, R (9, 9) OBP: 0.180, SLG: 0.152	1-1 G6-3	1-1 L3			2-2 F8		0-1 F7		1-0 G6-3	5	0	0	0	0	0	2											
Omar Vizquel, S (1, 6) OBP: 0.411, SLG: 0.523	1-1 G1-4-3 1B		3-2 G5-3 1B		0-0 F8			4-2 SH1-3 HR BB	2-1 G5-3	4	1	2	0	1	0	0											
Ellis Burks, R (1, 10) OBP: 0.359, SLG: 0.430	2-2 G1-4-3		1-0 G5-3		2-0 P4			0-0 SH1-3	0-0 G6-3	4	0	0	0	0	0	2											
Jim Thome, L (1, 3) OBP: 0.384, SLG: 0.484	4-2 BB BB		2-3 K		0-1 F8			4-0 HR IBB		2	1	0	0	2	1	1											
Travis Fryman, R (1, 5) OBP: 0.308, SLG: 0.370	4-1 BB BB		0-1 G6-3		3-2 F8			1-0 HR IBB		3	1	2	3	1	0	1											
Ricky Gutierrez, R (1, 4) OBP: 0.290, SLG: 0.299	0-3 K			1-0 P4		0-0 G5-3		1-0 HR 1H 2H	1-0 WP 2B	4	0	1	0	0	1	4											
Russell Branyan, L (1, 7) OBP: 0.286, SLG: 0.409		3-1 F7		1-3 K			0-3 K	4-2 WP BB		3	0	0	0	1	2	0											
Chris Magruder, S (1, 8) OBP: 0.364, SLG: 0.333		0-2 F7		0-0 G3			0-0 G4-3	1-0 F5		4	0	0	0	0	0	2											
Eddie Pérez, R (1, 2) OBP: 0.286, SLG: 0.371 Einar Díaz, R (7, PR) OBP: 0.250, SLG: 0.320 (7, 2)		1-0 1B			2-1 G5-3		1-1 2B	3-3 K	1-2 2-3	3	0	2	0	0	0	0											
Inning Stats	R: 0 E: 0 K: 1 S: 13	H: 1 LOB: 3 BB: 2 P: 25	R: 0 E: 0 K: 0 S: 9	H: 1 LOB: 1 BB: 0 P: 14	R: 0 E: 0 K: 1 S: 14	H: 1 LOB: 1 BB: 0 P: 19	R: 0 E: 0 K: 1 S: 5	H: 0 LOB: 0 BB: 0 P: 7	R: 0 E: 0 K: 0 S: 7	H: 1 LOB: 1 BB: 0 P: 12	R: 0 E: 0 K: 1 S: 9	H: 1 LOB: 1 BB: 0 P: 10	R: 3 E: 0 K: 1 S: 11	H: 2 LOB: 2 BB: 3 P: 29	R: 0 E: 0 K: 0 S: 4	H: 0 LOB: 0 BB: 0 P: 7	1B: 4 2B: 2 3B: 0 HR: 1	SF: 0 SAC: 1 DP: 0 HBP: 0	WP: 1 PB: 0 SB: 1 CS: 0	PA: 39							
PITCHER	IP	WLS	BF	H	R	ER	SO	BB	IBB	HBP	BLK	WP	HR	S	P	ERA	WHIP										
Esteban Loaiza, R (1, 1) ERA: 2.38	7.1	L	33	7	3	3	4	3	1	0	0	0	1	69	113	3.68	1.364										
Pete Walker, R (8, 1) ERA: 1.99	0.2		3	0	0	0	1	1	0	0	0	1	0	6	14	0.00	1.500										
Felix Heredia, L (9, 1) ERA: 4.24	1.0		3	0	0	0	0	0	0	0	0	0	0	4	7	0.00	0.000										

Cleveland Indians @ Toronto Blue Jays
SkyDome, Toronto, ON
Sat May 25 2002, 1:05 PM EDT
Att: 21,589 - Dome - 72 F


AB 33
R 3
H 7
RBI 3
BB 5
SO 5
LOB 14

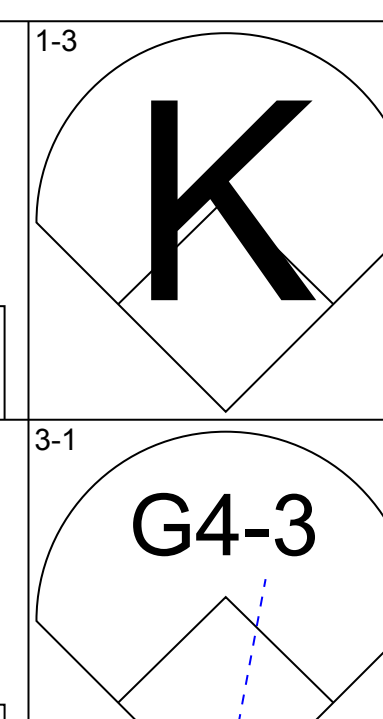
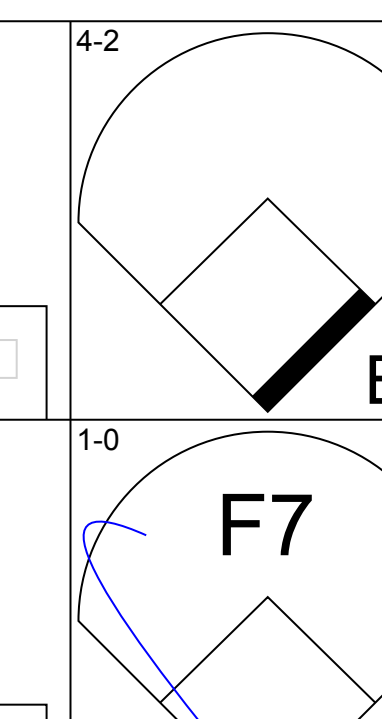
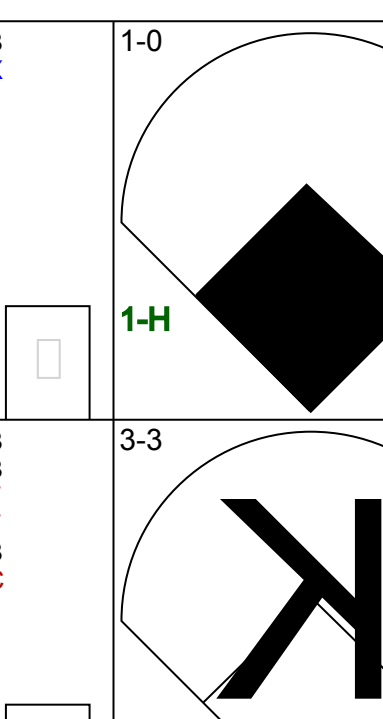
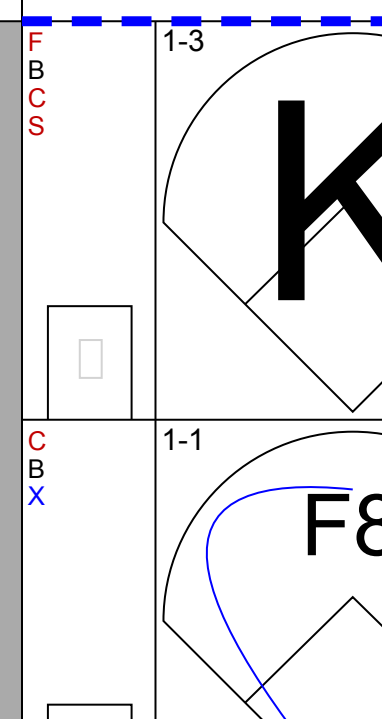
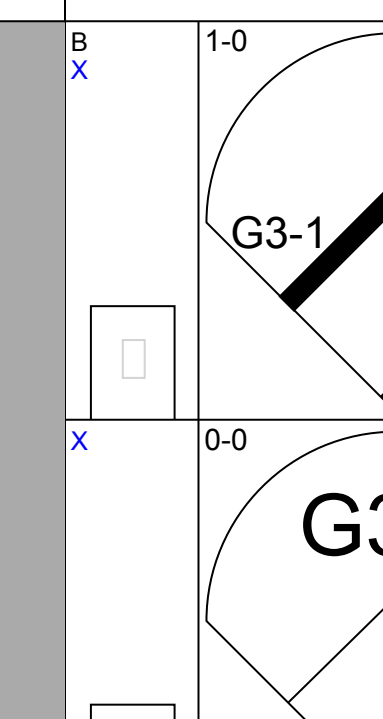
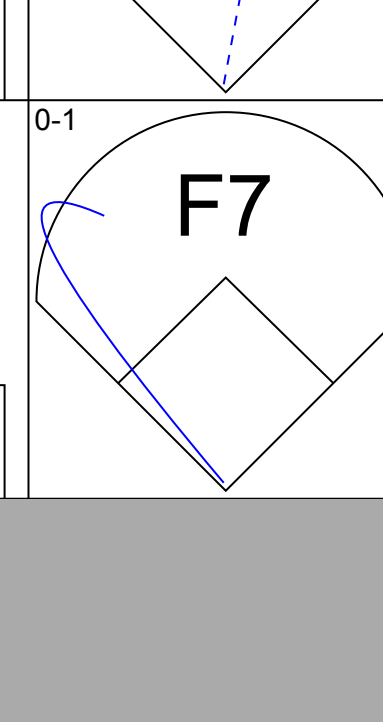

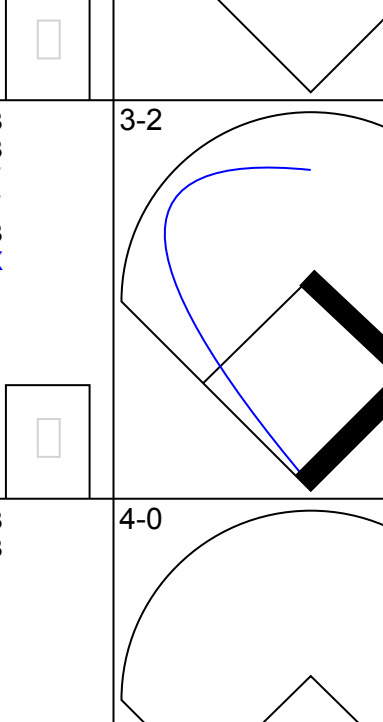
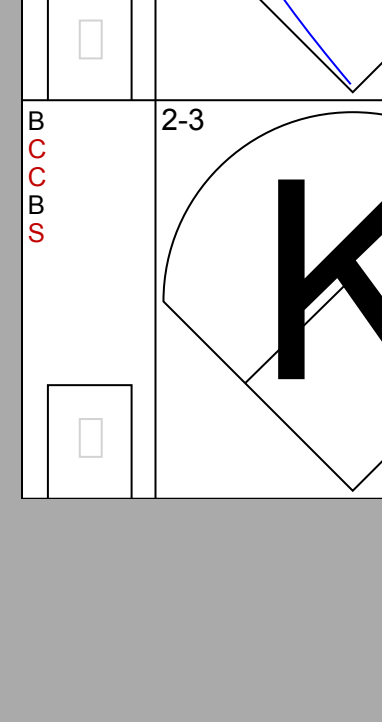
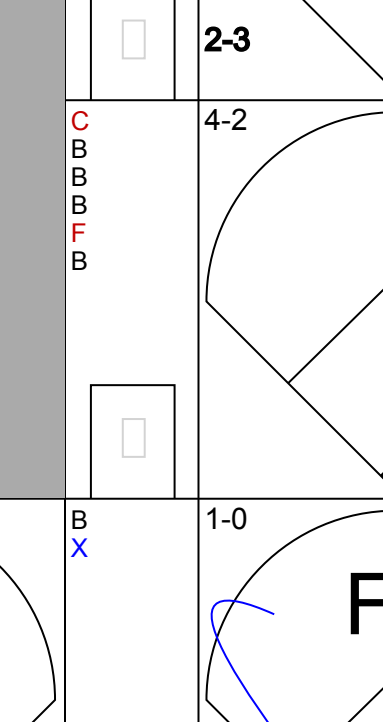

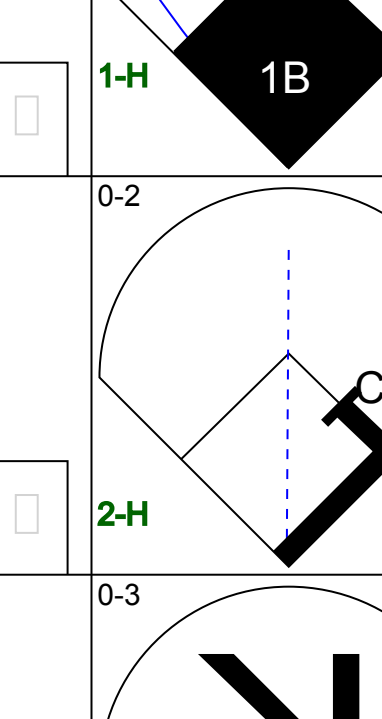
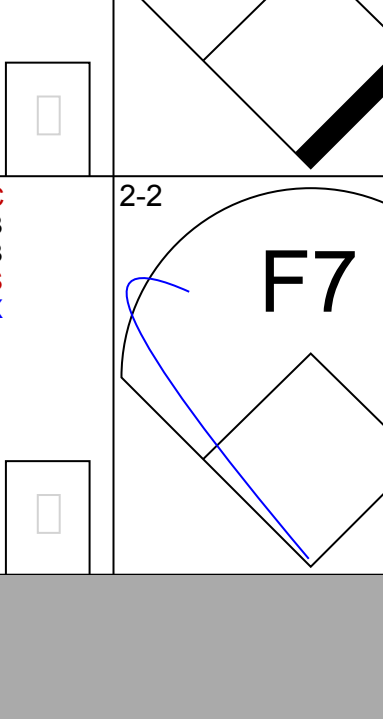
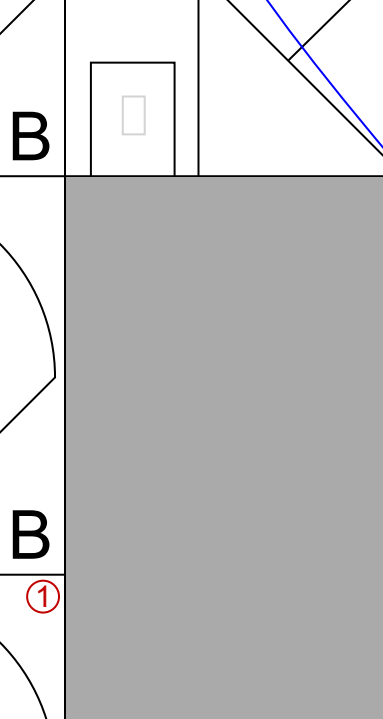
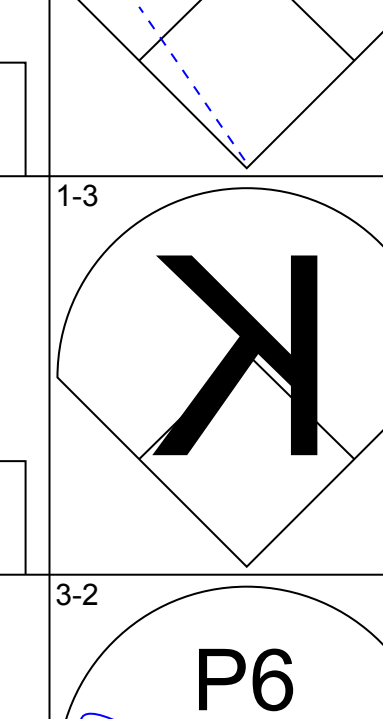
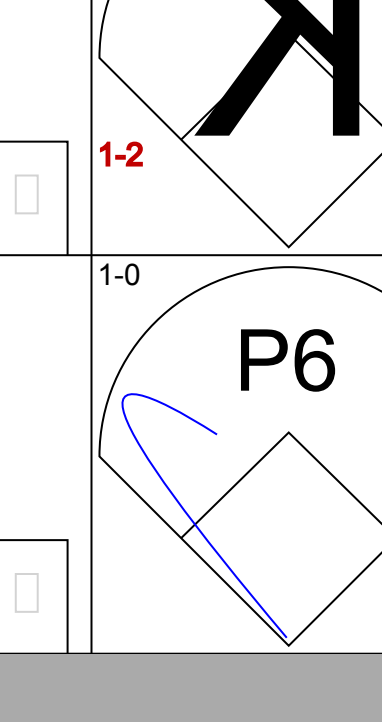

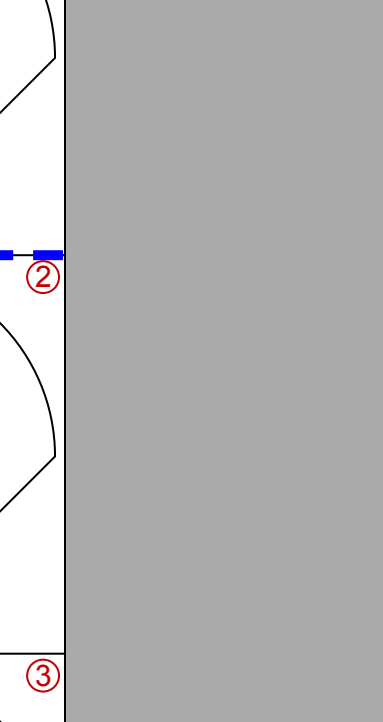


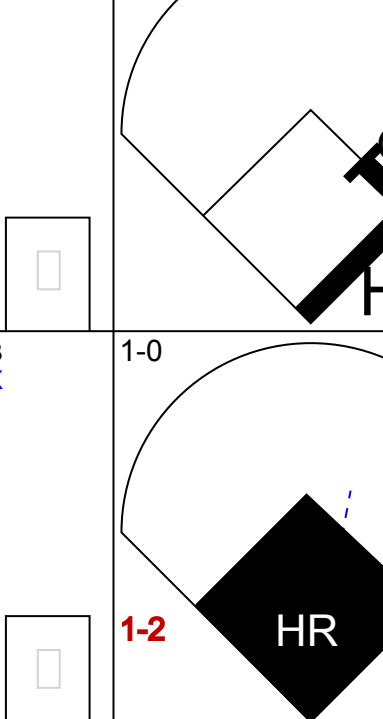
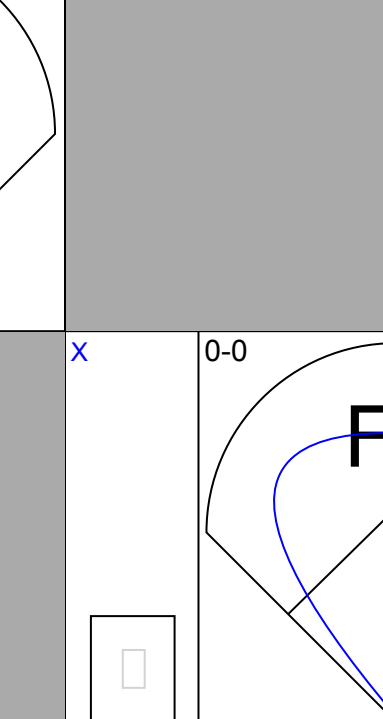

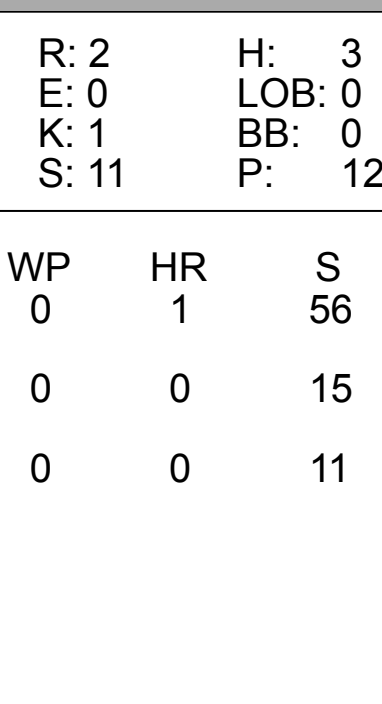
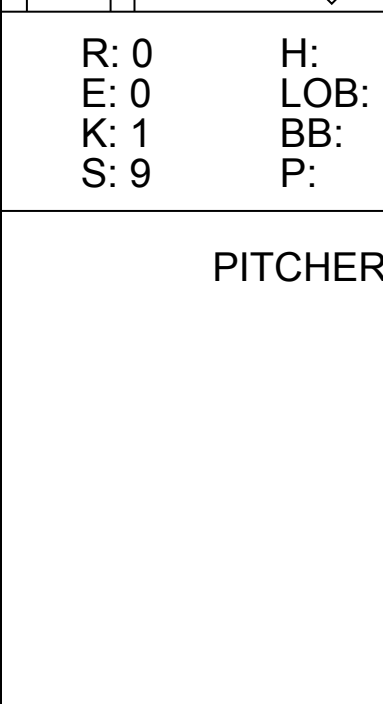
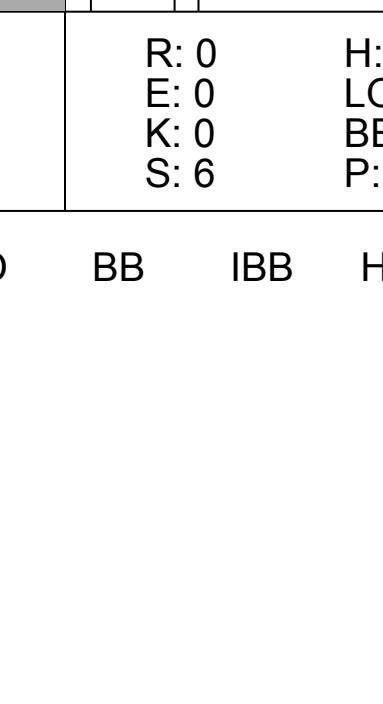
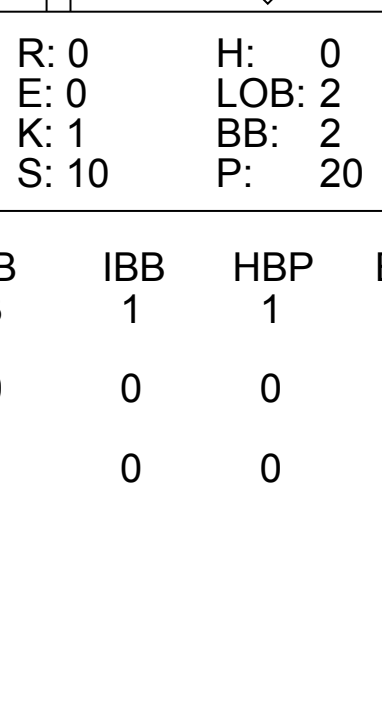
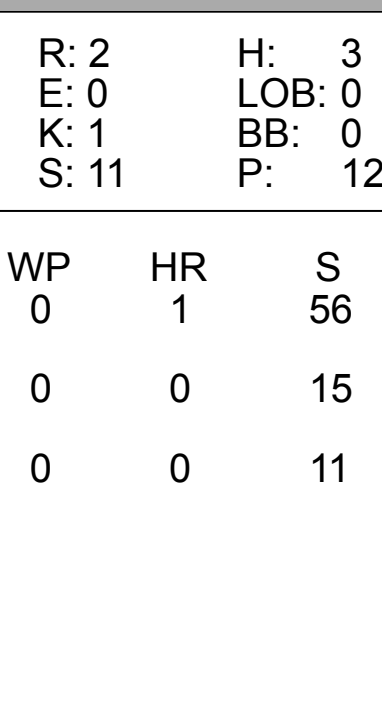
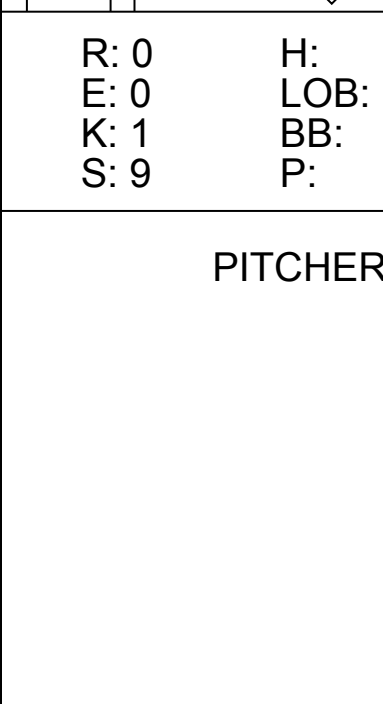
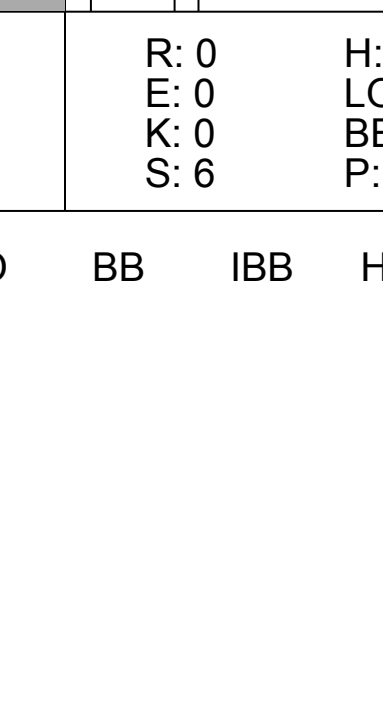
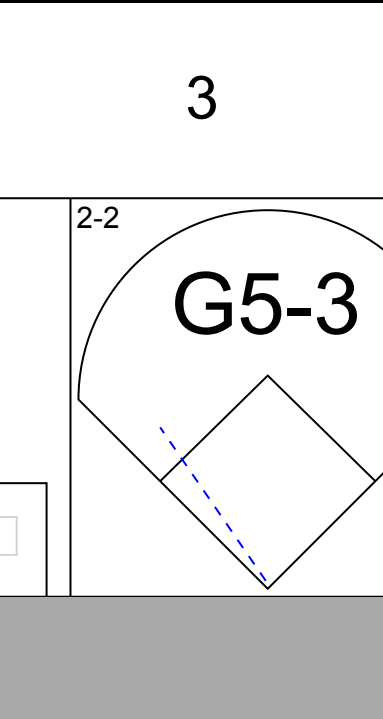

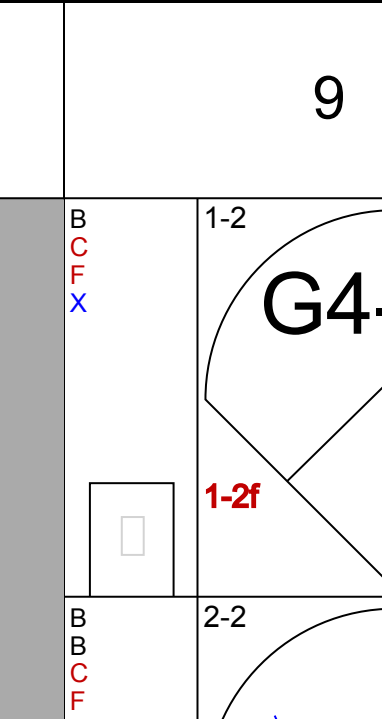


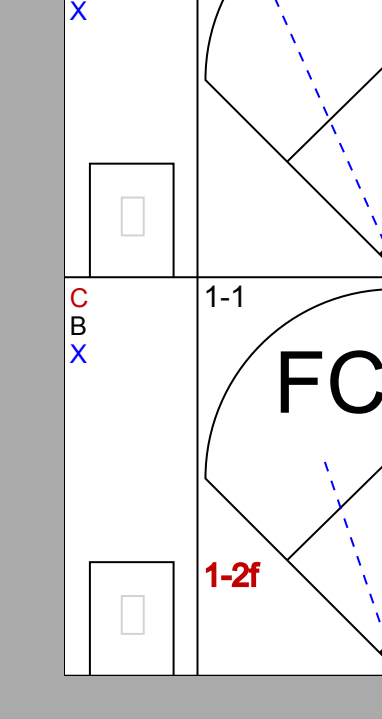


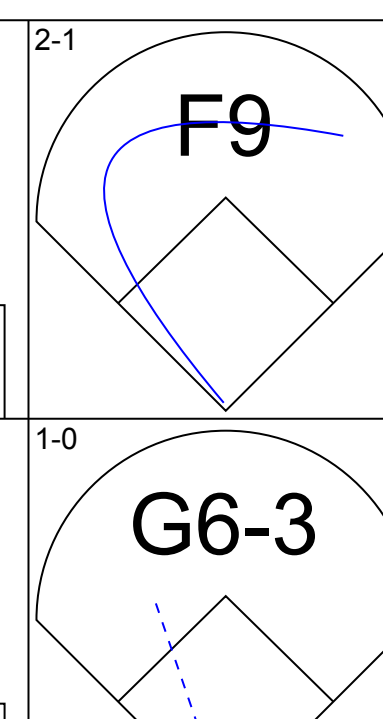
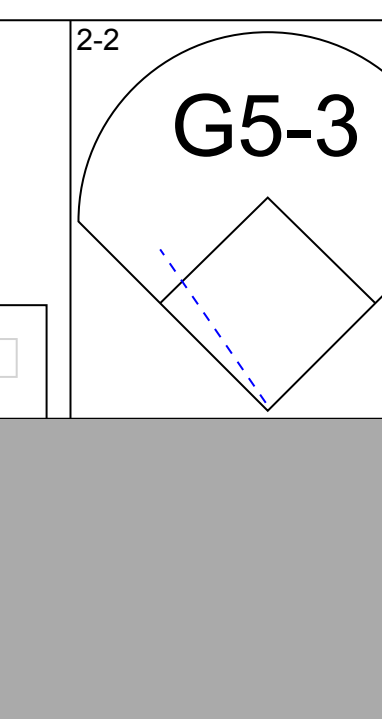
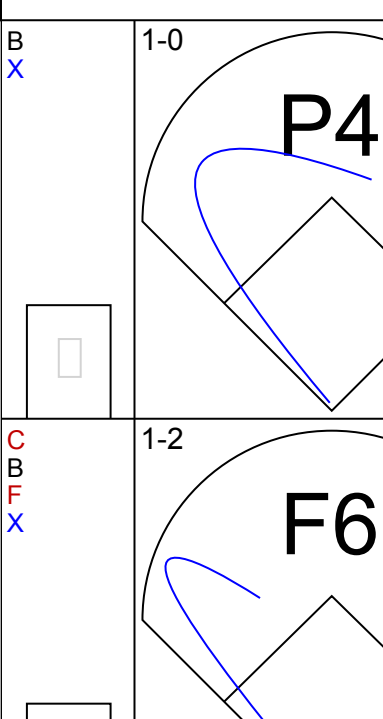
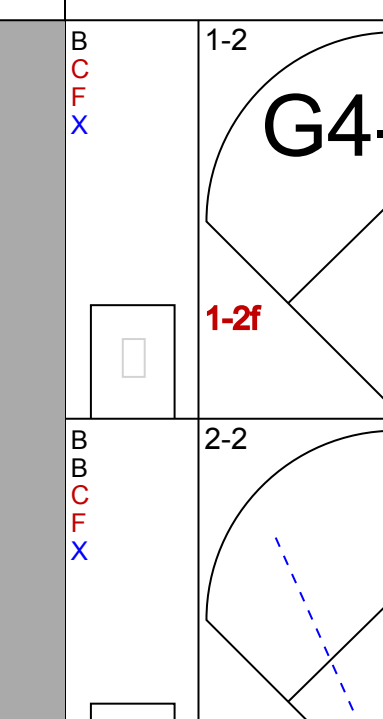
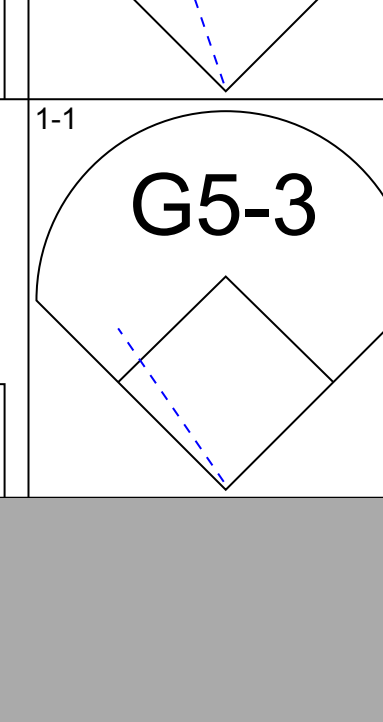
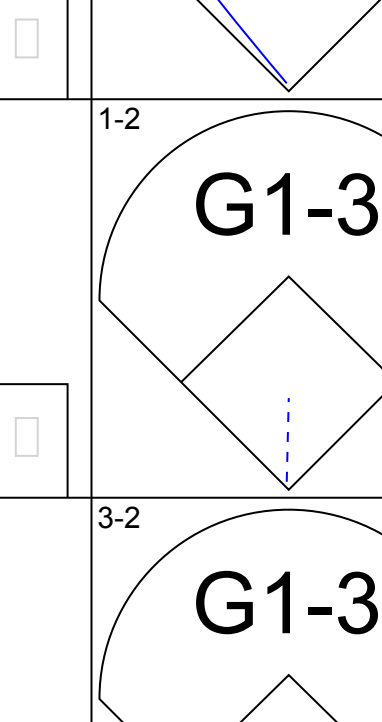

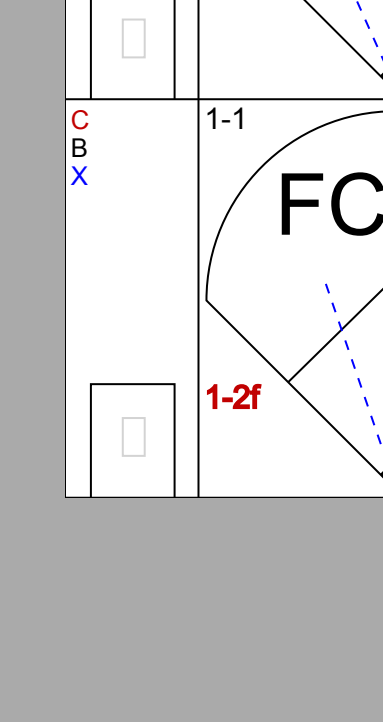



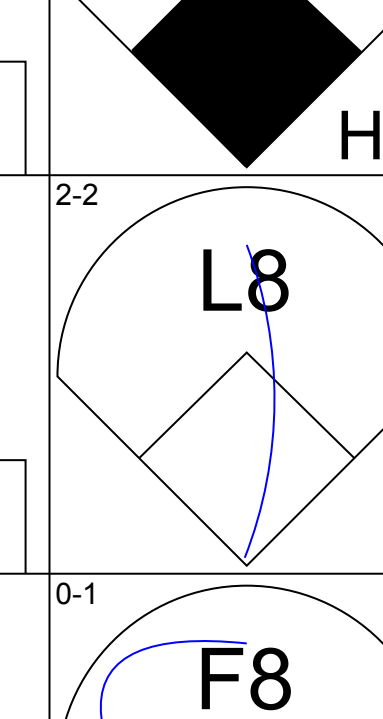

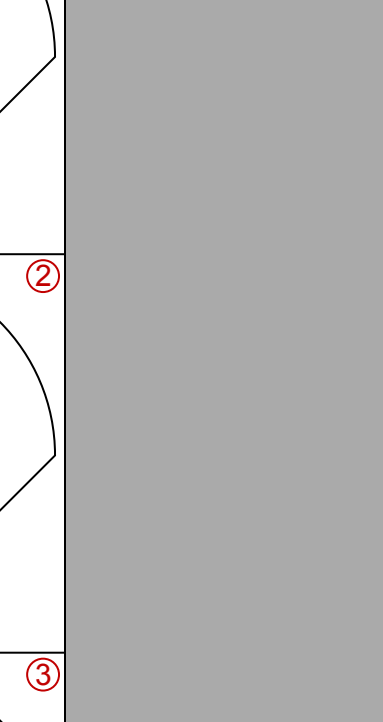
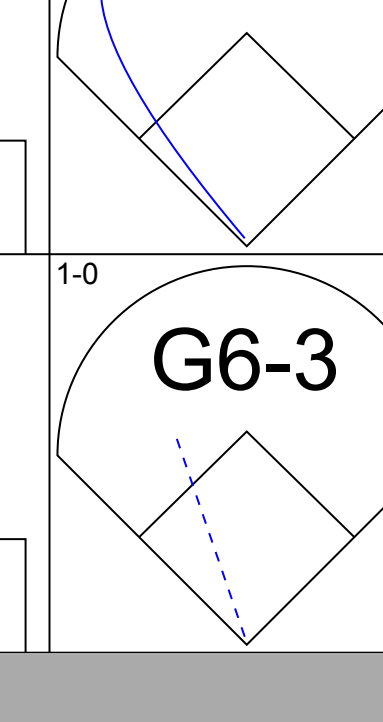
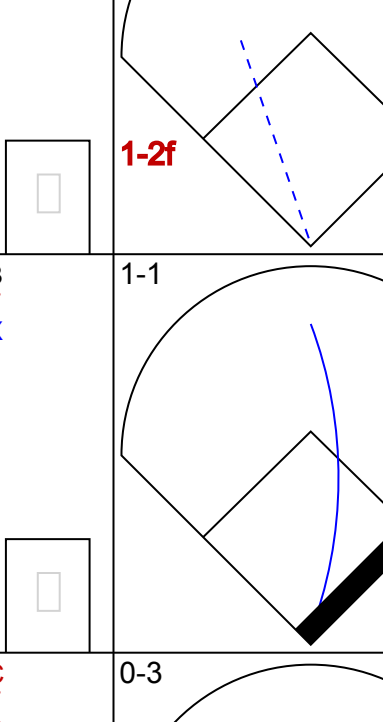
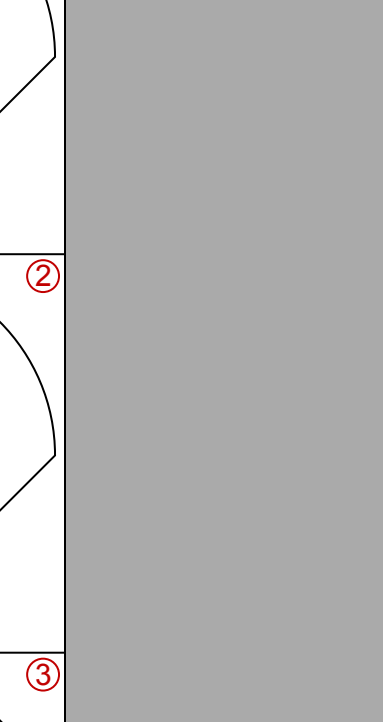


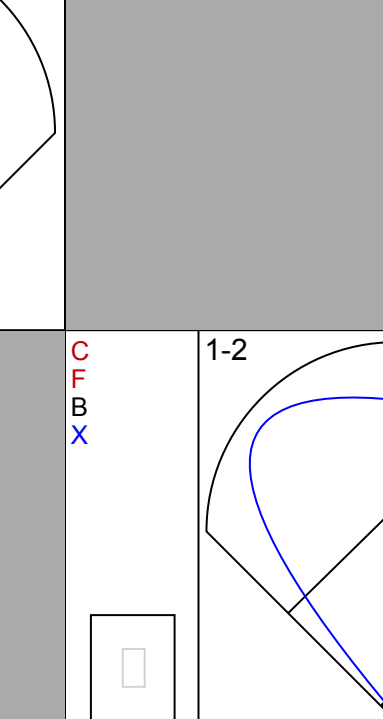
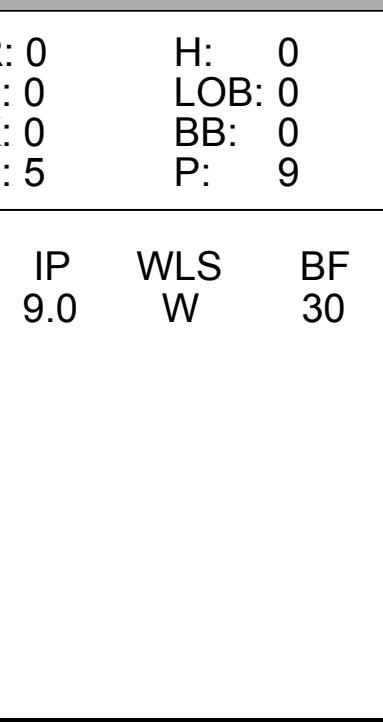
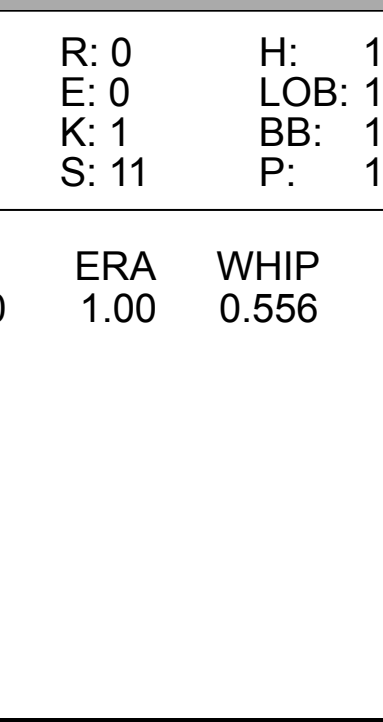
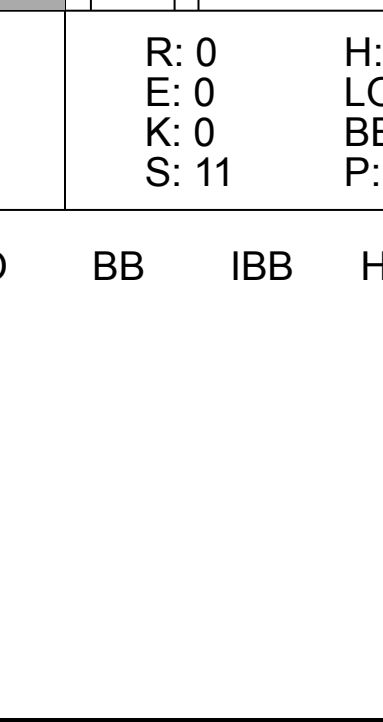
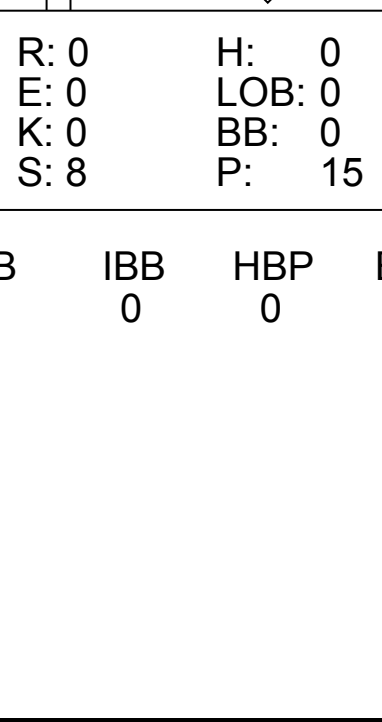
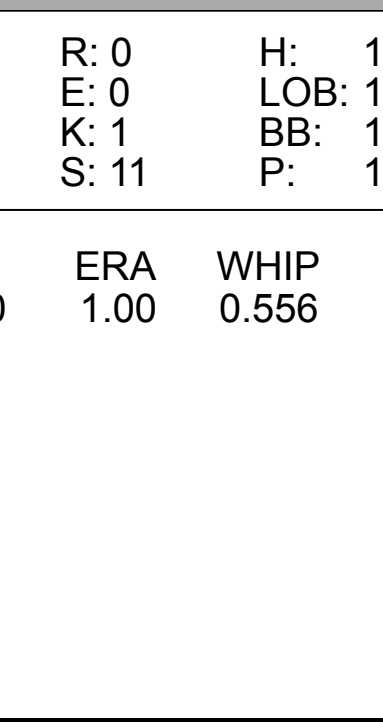
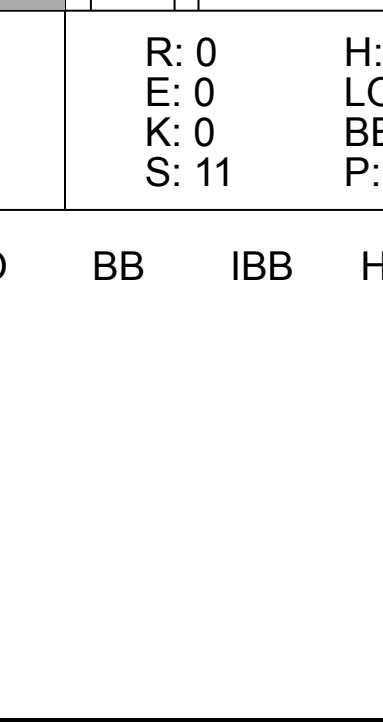
Batter	1	2	3	4	5	6	7	8	9	AB	R	H	RBI	BB	SO	LOB	BOTTOM										
Shannon Stewart, R (1, 7) OBP: 0.327, SLG: 0.419	1-0 G6-3		0-1 S 1B		2-1 G5-3			0-0 2B		4	0	2	0	0	0	0											
Dave Berg, R (1, 5) OBP: 0.284, SLG: 0.408 Eric Hinske, L (8, PH) OBP: 0.379, SLG: 0.535 (9, 5)	1-0 G4-3		0-0 F3		0-3 K			4-1 BB		3	0	0	0	0	1	1											
Raul Mondesi, R (1, 9) OBP: 0.274, SLG: 0.392	4-2 S BB		3-3 K		2-2 P6			2-3 K		3	0	0	0	1	2	3											
Carlos Delgado, L (1, 3) OBP: 0.417, SLG: 0.556	1-3 K		4-0 BB		2-0 F8			1-3 K		3	0	0	0	1	2	3											
Tom Wilson, R (1, 2) OBP: 0.415, SLG: 0.477		1-3 K	3-2 F8		0-0 G6-3			0-0 F9		4	0	0	0	0	1	4											
José Cruz Jr., S (1, 8) OBP: 0.300, SLG: 0.356		1-0 G6-3		0-0 G6-3			0-1 G6-3 1B		1-2 L7	4	0	1	0	0	0	0											
Brian Leshar, R (1, 10) ERA: 5.22 Darrin Fletcher, L (9, PH) OBP: 0.225, SLG: 0.284		4-0 1B BB		3-3 K			3-2 G6-3		0-1 DI 1B	2	0	0	0	1	1	1											
Felipe Lopez, S (1, 6) OBP: 0.323, SLG: 0.477		1-2 1B		2-3 K			2-2 L3		2-3 K	4	0	1	0	0	2	2											
Joe Lawrence, R (1, 4) OBP: 0.283, SLG: 0.256		3-2 F9			3-2 F8			3-1 F8		4	0	0	0	0	1	4											
Inning Stats	R: 0 E: 0 K: 1 S: 8	H: 0 LOB: 1 BB: 1 P: 15	R: 0 E: 0 K: 1 S: 13	H: 1 LOB: 2 BB: 1 P: 23	R: 0 E: 0 K: 2 S: 7	H: 0 LOB: 0 BB: 0 P: 12	R: 0 E: 0 K: 0 S: 8	H: 0 LOB: 0 BB: 0 P: 12	R: 0 E: 0 K: 0 S: 10	H: 1 LOB: 1 BB: 0 P: 18	R: 0 E: 0 K: 2 S: 9	H: 1 LOB: 2 BB: 1 P: 16	R: 0 E: 0 K: 2 S: 11	H: 1 LOB: 1 BB: 0 P: 16	R: 0 E: 0 K: 2 S: 4	H: 0 LOB: 0 BB: 0 P: 7	1B: 4 2B: 1 3B: 0 HR: 0	SF: 0 SAC: 0 DP: 0 HBP: 0	WP: 0 PB: 0 SB: 2 CS: 0	PA: 36							
PITCHER	IP	WLS	BF	H	R	ER	SO	BB	IBB	HBP	BLK	WP	HR	S	P	ERA	WHIP										
CC Sabathia, L (1, 1) ERA: 5.22	7.0	W	27	3	0	0	0	3	0	0	0	0	0	64	113	0.00	0.857										
Paul Shuey, R (8, 1) ERA: 0.95	1.0	H	5	1	0	0	2	1	0	0	0	0	0	9	16	0.00	2.000										
Bob Wickman, R (9, 1) ERA: 3.94	1.0	S	4	1	0	0	2	0	0	0	0	0	0	11	16	0.00	1.000										

Cleveland Indians @ Toronto Blue Jays
SkyDome, Toronto, ON
Sat May 25 2002, 1:05 PM EDT
Att: 21,589 - Dome - 72 F

AB 32
R 0
H 5
RBI 0
BB 4
SO 10
LOB 18



Batter	1	2	3	4	5	6	7	8	9	AB	R	H	RBI	BB	SO	LOB	TOP			
Damian Jackson, R OBP: 0.330, SLG: 0.402 (1.4)										4	1	2	2	1	2	0	Detroit Tigers @ Cleveland Indians Jacobs Field, Cleveland, OH Mon May 27 2002, 1:05 PM EDT Att: 40,652 - Sunny - 68 F			
Robert Fick, L OBP: 0.333, SLG: 0.435 (1.9)										5	0	0	0	0	1	3				
Bobby Higginson, L OBP: 0.354, SLG: 0.471 (1.7)										4	1	2	0	1	1	0				
Randall Simon, L OBP: 0.304, SLG: 0.467 (1.3)										4	1	2	1	1	0	2				
Wendell Magee, R OBP: 0.304, SLG: 0.445 (1.8)										4	0	2	1	0	1	2				
Jacob Cruz, L OBP: 0.384, SLG: 0.366 (1.10)										4	0	1	0	0	2	3				
Chris Truby, R OBP: 0.274, SLG: 0.365 (1.5)										4	0	0	0	0	2	3				
15 Brandon Inge, R OBP: 0.462, SLG: 0.636 (1.2)										1	0	0	0	2	0	2				
Ramon Santiago, S OBP: 0.464, SLG: 0.680 (1.6)										4	1	1	0	0	1	2				
Inning Stats	R: 0 E: 0 K: 1 S: 7	H: 0 LOB: 0 BB: 0 P: 11	R: 0 E: 0 K: 1 S: 8	H: 0 LOB: 0 BB: 0 P: 12	R: 0 E: 0 K: 1 S: 10	H: 0 LOB: 2 BB: 2 P: 20	R: 2 E: 0 K: 1 S: 11	H: 3 LOB: 0 BB: 0 P: 12	R: 2 E: 0 K: 1 S: 11	H: 3 LOB: 2 BB: 1 P: 26	R: 0 E: 0 K: 2 S: 8	H: 0 LOB: 0 BB: 0 P: 12	R: 0 E: 0 K: 2 S: 12	H: 2 LOB: 2 BB: 0 P: 19	R: 0 E: 0 K: 0 S: 6	H: 1 LOB: 2 BB: 1 P: 12	1B: 6 2B: 5 3B: 0 HR: 1	SF: 0 SAC: 0 DP: 2 HBP: 1	WP: 0 PB: 0 SB: 1 CS: 3	PA: 40
PITCHER	IP	WLS	BF	H	R	ER	SO	BB	IBB	HBP	BLK	WP	HR	S	P	ERA	WHIP			
Danys Baez, R ERA: 4.29 (1.1)	6.0	L	27	7	4	4	6	3	1	1	0	0	1	56	99	6.00	1.667			
Ricardo Rincon, L ERA: 2.7 (7.1)	1.1		6	2	0	0	3	0	0	0	0	0	0	15	21	0.00	1.500			
Mark Wohlers, R ERA: 6.53 (8.1)	1.2		7	1	0	0	1	1	0	0	0	0	0	11	22	0.00	1.200			

Batter	1	2	3	4	5	6	7	8	9	AB	R	H	RBI	BB	SO	LOB	BOTTOM					
Jolbert Cabrera, R OBP: 0.167, SLG: 0.140 (1.8)										4	0	0	0	0	0	1	Detroit Tigers @ Cleveland Indians Jacobs Field, Cleveland, OH Mon May 27 2002, 1:05 PM EDT Att: 40,652 - Sunny - 68 F					
Omar Vizquel, S OBP: 0.403, SLG: 0.508 (1.6)										4	0	1	0	0	0	0						
Travis Fryman, R OBP: 0.304, SLG: 0.364 (1.5)										4	0	0	0	0	0	1						
Ellis Burks, R OBP: 0.348, SLG: 0.433 (1.10)										3	1	1	1	0	0	0						
Jim Thome, L OBP: 0.393, SLG: 0.500 (1.3)										2	0	0	0	1	0	0						
Bruce Aven, R OBP: 0.286, SLG: 0.118 (1.7)										3	0	0	0	0	1	1						
Ricky Gutierrez, R OBP: 0.291, SLG: 0.299 (1.4)										3	0	1	0	0	0	0						
Eddie Pérez, R OBP: 0.263, SLG: 0.342 (1.2)										3	0	0	0	0	2	1						
Chris Magruder, S OBP: 0.389, SLG: 0.286 (1.9)										3	0	1	0	0	0	0						
Inning Stats	R: 0 E: 0 K: 0 S: 5	H: 0 LOB: 0 BB: 0 P: 9	R: 1 E: 0 K: 0 S: 7	H: 1 LOB: 0 BB: 0 P: 10	R: 0 E: 0 K: 0 S: 8	H: 0 LOB: 0 BB: 0 P: 15	R: 0 E: 0 K: 0 S: 9	H: 0 LOB: 0 BB: 0 P: 15	R: 0 E: 0 K: 1 S: 11	H: 1 LOB: 1 BB: 1 P: 16	R: 0 E: 0 K: 0 S: 6	H: 0 LOB: 0 BB: 0 P: 11	R: 0 E: 0 K: 0 S: 9	H: 0 LOB: 0 BB: 0 P: 15	R: 0 E: 0 K: 2 S: 10	H: 0 LOB: 1 BB: 0 P: 13	R: 0 E: 0 K: 0 S: 11	H: 2 LOB: 1 BB: 0 P: 16	1B: 3 2B: 0 3B: 0 HR: 1	SF: 0 SAC: 0 DP: 2 HBP: 0	WP: 0 PB: 0 SB: 0 CS: 0	PA: 30
PITCHER	IP	WLS	BF	H	R	ER	SO	BB	IBB	HBP	BLK	WP	HR	S	P	ERA	WHIP					
Mark Redman, L ERA: 4.06 (1.1)	9.0	W	30	4	1	1	3	1	0	0	0	0	1	76	120	1.00	0.556					

AB	34
R	4
H	10
RBI	4
BB	5
SO	10
LOB	17




AB	29
R	1
H	4
RBI	1
BB	1
SO	3
LOB	4



Batter	1	2	3	4	5	6	7	8	9	AB	R	H	RBI	BB	SO	LOB	TOP								
Damian Jackson, R OBP: 0.330, SLG: 0.400 Randall Simon, L OBP: 0.302, SLG: 0.464 Shane Halter, R OBP: 0.311, SLG: 0.358	1-2 BB 1B		2-3 K			1-3 K		1-1 G1-3		3	1	1	0	0	2	0									
Robert Fick, L OBP: 0.332, SLG: 0.427	4-2 1B FC5-4 BB		3-1 E3			3-3 K			1-2 G3	3	1	0	0	1	1	0									
Bobby Higginson, L OBP: 0.351, SLG: 0.466	1-2 FC5-4 1B		3-3 K			2-3 K			1-3 K	4	0	1	1	0	3	1									
Dmitri Young, S OBP: 0.380, SLG: 0.545	0-0 FC5-4 G6-4-3			1-2 G6-3			1-3 K2-3		1-2 1B 2B	4	0	1	1	0	1	1									
Wendell Magee, R OBP: 0.303, SLG: 0.440	0-1 G6-4-3			1-2 G4-3			1-3 K		0-2 BB 1B	4	0	1	0	0	1	1									
Craig Paquette, R OBP: 0.245, SLG: 0.333		0-0 G5-3		0-1 G4-3			2-3 K		4-2 15 FC6-4 BB	3	0	0	0	1	1	0									
15 Brandon Inge, R OBP: 0.442, SLG: 0.595		2-3 K			1-3 K			1-1 1B	0-0 FC6-4	4	0	1	0	0	2	3									
Chris Truby, R OBP: 0.268, SLG: 0.357		1-1 F8			1-1 L7			0-3 K		3	0	0	0	0	1	1									
Ramon Santiago, S OBP: 0.419, SLG: 0.607			1-3 K		0-0 G4-3			1-3 K		3	0	0	0	0	2	1									
Inning Stats	R: 2 E: 0 K: 0 S: 13	H: 2 LOB: 0 BB: 1 P: 19	R: 0 E: 0 K: 1 S: 6	H: 0 LOB: 0 BB: 0 P: 9	R: 0 E: 1 K: 3 S: 12	H: 0 LOB: 1 BB: 0 P: 21	R: 0 E: 0 K: 0 S: 8	H: 0 LOB: 0 BB: 0 P: 10	R: 0 E: 0 K: 1 S: 6	H: 0 LOB: 0 BB: 0 P: 8	R: 0 E: 0 K: 3 S: 11	H: 0 LOB: 0 BB: 0 P: 17	R: 0 E: 0 K: 3 S: 10	H: 0 LOB: 0 BB: 0 P: 14	R: 0 E: 0 K: 2 S: 10	H: 1 LOB: 1 BB: 0 P: 13	R: 0 E: 0 K: 1 S: 19	H: 2 LOB: 3 BB: 1 P: 26	1B: 4 2B: 1 3B: 0 HR: 0	SF: 0 SAC: 0 DP: 1 HBP: 0	WP: 0 PB: 0 SB: 0 CS: 0	PA: 34			
PITCHER	IP	WLS	BF	H	R	ER	SO	BB	IBB	HBP	BLK	WP	HR	S	P	ERA	WHIP								
Chuck Finley, L ERA: 4.47	7.0	W	25	3	2	2	11	1	0	0	0	0	0	68	101	2.57	0.571								
Paul Shuey, R ERA: 0.9	1.0	H	3	0	0	0	2	0	0	0	0	0	0	8	10	0.00	0.000								
Bob Wickman, R ERA: 3.71	1.0	S	6	2	0	0	1	1	0	0	0	0	0	19	26	0.00	3.000								

Detroit Tigers @ Cleveland Indians
Jacobs Field, Cleveland, OH
Tue May 28 2002, 7:05 PM EDT
Att: 25,028 - Cloudy - 64 F


AB 32
R 2
H 5
RBI 2
BB 2
SO 14
LOB 9



Batter	1	2	3	4	5	6	7	8	9	AB	R	H	RBI	BB	SO	LOB	BOTTOM								
Matt Lawton, L OBP: 0.344, SLG: 0.442 Jolbert Cabrera, R OBP: 0.167, SLG: 0.140	3-2 G5-3			0-1 G1-3		0-0 G3 1B 1B	1-2 2B			4	1	2	0	0	0	0									
Omar Vizquel, S OBP: 0.395, SLG: 0.497	3-3 K			1-2 F8		1-0 F8	3-2 P6			4	0	0	0	0	1	2									
Ellis Burks, R OBP: 0.352, SLG: 0.453	1-1 G5-3			3-2 G5-3		1-1 G3 1B 1B		1-1 HR		4	2	2	1	0	0	0									
Jim Thome, L OBP: 0.395, SLG: 0.503		1-2 F7			2-2 1B 2B	2-2 G3		4-1 F8 1B BB		3	1	1	0	1	0	2									
Travis Fryman, R OBP: 0.308, SLG: 0.367		3-2 F8			1-2 E 1B	0-1 1B		1-3 K		4	0	2	3	0	1	1									
Russell Brannan, L OBP: 0.286, SLG: 0.413		2-2 F9			3-3 K	4-2 1B BB		1-2 FC6-4 1B		3	0	1	0	1	1	1									
Ricky Gutierrez, R OBP: 0.285, SLG: 0.293			0-2 G4-3		1-1 E4	1-1 G6-3		1-2 F8		4	0	0	0	0	0	5									
Chris Magruder, S OBP: 0.318, SLG: 0.222			2-3 K		1-2 P5		1-3 K	1-0 FC6-4		4	0	0	0	0	2	4									
Einar Diaz, R OBP: 0.245, SLG: 0.306			0-0 G6-3		1-1 F7		2-3 K			3	0	0	0	0	1	2									
Inning Stats	R: 0 E: 0 K: 1 S: 8	H: 0 LOB: 0 BB: 0 P: 15	R: 0 E: 0 K: 0 S: 9	H: 0 LOB: 0 BB: 0 P: 15	R: 0 E: 0 K: 1 S: 9	H: 0 LOB: 0 BB: 0 P: 11	R: 0 E: 0 K: 0 S: 10	H: 0 LOB: 0 BB: 0 P: 14	R: 1 E: 1 K: 1 S: 18	H: 2 LOB: 2 BB: 0 P: 27	R: 2 E: 0 K: 0 S: 13	H: 3 LOB: 2 BB: 1 P: 22	R: 0 E: 0 K: 2 S: 13	H: 1 LOB: 1 BB: 0 P: 20	R: 1 E: 0 K: 1 S: 14	H: 2 LOB: 2 BB: 1 P: 23	1B: 5 2B: 2 3B: 0 HR: 1	SF: 0 SAC: 0 DP: 0 HBP: 0	WP: 0 PB: 0 SB: 0 CS: 0	PA: 35					
PITCHER	IP	WLS	BF	H	R	ER	SO	BB	IBB	HBP	BLK	WP	HR	S	P	ERA	WHIP								
Jeff Weaver, R ERA: 3.0	7.0	L	29	6	3	3	5	1	0	0	0	0	1	14	23	3.86	1.000								
Julio Santana, R ERA: 3.14	1.0		6	2	1	1	1	1	0	0	0	0	1	14	23	9.00	3.000								

Detroit Tigers @ Cleveland Indians
Jacobs Field, Cleveland, OH
Tue May 28 2002, 7:05 PM EDT
Att: 25,028 - Cloudy - 64 F

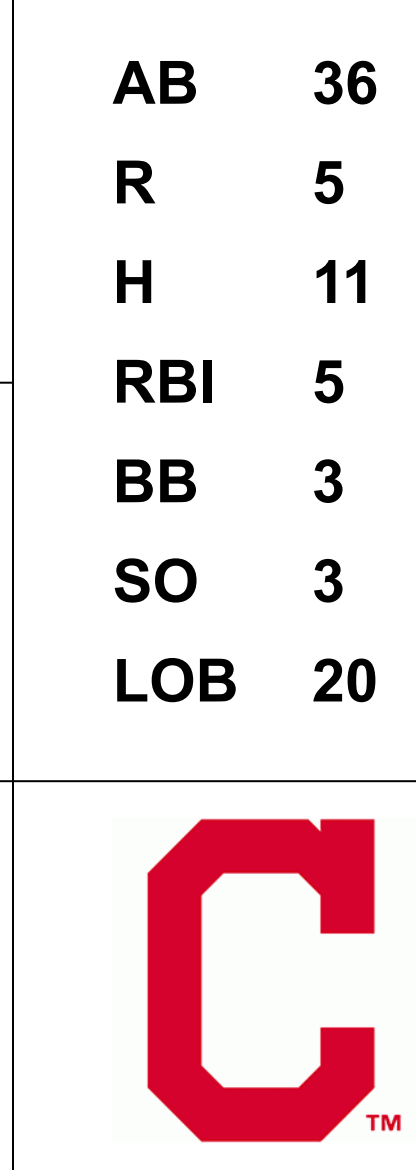
AB 33
R 4
H 8
RBI 4
BB 2
SO 6
LOB 17



Batter	1	2	3	4	5	6	7	8	9	AB	R	H	RBI	BB	SO	LOB	TOP										
Damian Jackson, R (1, 4) OBP: 0.333, SLG: 0.404	F9			G6-4-3 BB		K	SF8 2B		P4	4	1	1	3	1	1	0	Detroit Tigers @ Cleveland Indians Jacobs Field, Cleveland, OH Wed May 29 2002, 7:05 PM EDT Att: 26,156 - Cloudy - 75 F										
Jacob Cruz, L (1, 7) OBP: 0.365, SLG: 0.407	G6-4-3 1B			G6-4-3 1-2			HR SF8		K	4	1	2	2	0	1	1											
Robert Fick, L (1, 9) OBP: 0.333, SLG: 0.438	G6-4-3 1-2			K			1B 2B		G6-3	5	1	2	0	0	1	1											
Dmitri Young, S (1, 10) OBP: 0.393, SLG: 0.559		G3			G1-3 2B		1B 2B			3	2	2	0	1	0	0											
Randall Simon, L (1, 3) OBP: 0.301, SLG: 0.458	L4				G1-3		1B 1B			4	1	1	1	0	0	3											
Wendell Magee, R (1, 8) OBP: 0.308, SLG: 0.455	K				2B		15 FC14-3 2B			4	0	2	1	0	1	2											
15 Brandon Inge, R (1, 2) OBP: 0.426, SLG: 0.550				K	K		1B 2B BB		FC1-6-5	3	1	0	0	1	2	2											
Chris Truby, R (1, 5) OBP: 0.265, SLG: 0.352				F7			1B 2B BB		F7	2	0	0	0	0	1	0											
Bobby Higginson, L (7, PH) OBP: 0.355, SLG: 0.456							1-2 2-3 3-H			0	0	0	1	1	0	0											
Shane Halter, R (7, PR) OBP: 0.310, SLG: 0.355							1-2 2-3 3-H			1	1	0	0	0	0	1											
Ramon Santiago, S (1, 6) OBP: 0.400, SLG: 0.563				G2-3		G6-3	1-2 2-3 3-H		G3	4	1	1	1	0	0	1											
Inning Stats	R: 0 E: 0 K: 0 S: 6	H: 1 LOB: 0 BB: 0 P: 8	R: 0 E: 0 K: 1 S: 6	H: 0 LOB: 0 BB: 0 P: 8	R: 0 E: 0 K: 1 S: 11	H: 0 LOB: 0 BB: 0 P: 16	R: 0 E: 0 K: 1 S: 6	H: 0 LOB: 0 BB: 1 P: 11	R: 1 E: 0 K: 1 S: 9	H: 2 LOB: 1 BB: 0 P: 13	R: 0 E: 0 K: 2 S: 7	H: 0 LOB: 0 BB: 0 P: 9	R: 8 E: 0 K: 0 S: 23	H: 7 LOB: 2 BB: 3 P: 42	R: 0 E: 0 K: 0 S: 8	H: 1 LOB: 1 BB: 0 P: 14	R: 0 E: 0 K: 1 S: 9	H: 0 LOB: 0 BB: 0 P: 13	1B: 4 2B: 6 3B: 0 HR: 1	SF: 1 SAC: 0 DP: 2 HBP: 0	WP: 0 PB: 0 SB: 0 CS: 0	PA: 39					
PITCHER	IP	WLS	BF	H	R	ER	SO	BB	IBB	HBP	BLK	WP	HR	S	P	ERA	WHIP										
Ryan Drese, R (1, 1) ERA: 5.49	6.0		23	7	5	5	6	1	0	0	0	0	1	56	79	7.50	1.333										
David Riske, R (7, 1) ERA: 5.14	0.1	L	3	0	0	0	0	2	0	0	0	0	0	3	11	0.00	6.000										
Ricardo Rincon, L (7, 1) ERA: 3.63	0.2	B	6	3	4	4	0	0	1	0	0	0	0	9	17	54.00	4.500										
Chad Paronto, R (8, 1) ERA: 3.45	2.0		7	1	0	0	1	0	0	0	0	0	0	17	27	0.00	0.500										

Batter	1	2	3	4	5	6	7	8	9	AB	R	H	RBI	BB	SO	LOB	BOTTOM										
Matt Lawton, L (1, 9) OBP: 0.345, SLG: 0.435	2B 1B BB	G6-3			G1-3 PB 1B HBP	F2		F5		3	2	0	0	1	0	5	Detroit Tigers @ Cleveland Indians Jacobs Field, Cleveland, OH Wed May 29 2002, 7:05 PM EDT Att: 26,156 - Cloudy - 75 F										
Omar Vizquel, S (1, 6) OBP: 0.396, SLG: 0.505	1B 2B		G3 2B		F5	F3		F5		5	1	2	0	0	0	6											
Ellis Burks, R (1, 10) OBP: 0.348, SLG: 0.446	1B 1B		G5-3		G1-3		K		K	5	1	1	1	0	2	2											
Jim Thome, L (1, 3) OBP: 0.395, SLG: 0.497	1B 1B		G3		1B BB		K		G4-3	4	1	1	1	1	1	1											
Travis Fryman, R (1, 5) OBP: 0.311, SLG: 0.368	1B		G4-3		1B 1B		F8		F8	5	0	2	2	0	0	1											
Russell Branyan, L (1, 7) OBP: 0.295, SLG: 0.408	G4-3			L9	1B				F7	4	0	1	1	0	0	1											
Ricky Gutierrez, R (1, 4) OBP: 0.294, SLG: 0.308	G5-3			G4-3 2B		HBP 1B		1B BB		4	0	3	0	0	0	1											
Einar Diaz, R (1, 2) OBP: 0.245, SLG: 0.299		G6-3		G4-3		F9		1B BB		3	0	0	0	1	0	2											
Jolbert Cabrera, R (1, 8) OBP: 0.175, SLG: 0.135				G5-3				1B BB		2	0	0	0	0	0	1											
Bill Selby, L (8, PH) OBP: 1.000, SLG: 1.000		F8								1	0	1	0	0	0	0											
Chris Magruder, S (9, 8) OBP: 0.318, SLG: 0.222						HBP		1-2 2-3		0	0	0	0	0	0	0											
Inning Stats	R: 3 E: 0 K: 0 S: 15	H: 4 LOB: 1 BB: 1 P: 22	R: 0 E: 0 K: 0 S: 6	H: 0 LOB: 0 BB: 0 P: 9	R: 0 E: 0 K: 0 S: 8	H: 1 LOB: 1 BB: 0 P: 14	R: 0 E: 0 K: 0 S: 6	H: 1 LOB: 1 BB: 0 P: 9	R: 2 E: 0 K: 0 S: 13	H: 2 LOB: 2 BB: 1 P: 22	R: 0 E: 0 K: 2 S: 7	H: 1 LOB: 0 BB: 0 P: 12	R: 0 E: 0 K: 2 S: 7	H: 0 LOB: 0 BB: 0 P: 11	R: 0 E: 0 K: 0 S: 12	H: 2 LOB: 3 BB: 1 P: 21	R: 0 E: 0 K: 1 S: 13	H: 0 LOB: 0 BB: 0 P: 18	1B: 8 2B: 3 3B: 0 HR: 0	SF: 0 SAC: 0 DP: 0 HBP: 2	WP: 0 PB: 1 SB: 0 CS: 0	PA: 41					
PITCHER	IP	WLS	BF	H	R	ER	SO	BB	IBB	HBP	BLK	WP	HR	S	P	ERA	WHIP										
Steve Sparks, R (1, 1) ERA: 5.0	6.0	W	29	9	5	5	0	2	0	0	0	0	0	8	13	0.00	0.000										
Jose Paniagua, R (7, 1) ERA: 4.71	1.1		4	0	0	0	2	0	0	0	0	0	0	8	13	0.00	0.000										
Jeff Farnsworth, R (8, 1) ERA: 3.57	0.0		3	2	0	0	0	1	0	0	0	0	0	5	10	∞	∞										
Juan Acevedo, R (8, 1) ERA: 3.1	1.2	S	5	0	0	0	1	0	0	0	0	0	0	19	27	0.00	0.000										


AB	34
R	9
H	11
RBI	9
BB	4
SO	7
LOB	11



Batter	1	2	3	4	5	6	7	8	9	AB	R	H	RBI	BB	SO	LOB	TOP					
Damian Jackson, R OBP: 0.318, SLG: 0.383	E5 BLK 1B		G6-3	G4-3		K			K	5	1	0	0	0	2	1						
Shane Halter, R OBP: 0.306, SLG: 0.353	K		1B	SF9		K			K	4	1	1	1	0	3	1						
Robert Fick, L OBP: 0.330, SLG: 0.431	L8		1B	G4-3					G4-3	5	1	1	0	0	0	1						
Dmitri Young, S OBP: 0.397, SLG: 0.557	1B		L7		G3-1				FC6-4 1B	4	0	2	1	0	0	2						
Randall Simon, L OBP: 0.299, SLG: 0.453	G1-3		1B	G4-3					P4	4	0	1	1	0	0	2						
Wendell Magee, R OBP: 0.313, SLG: 0.462		F9	2B	1B					FC6-4 1-2	4	1	2	1	0	0	1						
15 Brandon Inge, R OBP: 0.412, SLG: 0.523	K		F9	1B					F8	4	0	1	1	0	1	2						
Ramon Santiago, S OBP: 0.385, SLG: 0.528	G6-3			2B	1B				G1-3	4	1	1	0	0	1	1						
Chris Truby, R OBP: 0.271, SLG: 0.384			HR	G4-3 SF9	2B				K	4	2	2	2	0	2	0						
Inning Stats	R: 1 E: 1 K: 1 S: 13	H: 1 LOB: 1 BB: 0 P: 14	R: 0 E: 0 K: 1 S: 5	H: 0 LOB: 0 BB: 0 P: 8	R: 3 E: 0 K: 0 S: 14	H: 5 LOB: 2 BB: 0 P: 21	R: 2 E: 0 K: 0 S: 5	H: 2 LOB: 1 BB: 0 P: 8	R: 1 E: 0 K: 1 S: 15	H: 2 LOB: 1 BB: 0 P: 23	R: 0 E: 0 K: 0 S: 9	H: 0 LOB: 0 BB: 0 P: 13	R: 0 E: 0 K: 0 S: 8	H: 1 LOB: 1 BB: 0 P: 12	R: 0 E: 0 K: 1 S: 7	H: 0 LOB: 0 BB: 0 P: 9	R: 0 E: 0 K: 2 S: 9	H: 0 LOB: 0 BB: 0 P: 12	1B: 8 2B: 2 3B: 0 HR: 1	SF: 1 SAC: 0 DP: 0 HBP: 0	WP: 1 PB: 0 SB: 0 CS: 0	PA: 39
PITCHER	IP	WLS	BF	H	R	ER	SO	BB	IBB	HBP	BLK	WP	HR	S	P	ERA	WHIP					
CC Sabathia, L ERA: 5.6	4.0		21	8	6	5	2	0	0	0	1	0	1	37	51	11.25	2.000					
Mark Wohlers, R ERA: 6.85	1.0	W	5	2	1	1	1	0	0	0	0	1	0	15	23	9.00	2.000					
David Riske, R ERA: 4.91	1.0		3	0	0	0	3	0	0	0	0	0	0	9	13	0.00	0.000					
Ricardo Rincon, L ERA: 3.5	0.2		3	1	0	0	0	0	0	0	0	0	0	7	11	0.00	1.500					
Paul Shuey, R ERA: 0.84	1.1		4	0	0	0	1	0	0	0	0	0	0	8	10	0.00	0.000					

Detroit Tigers @ Cleveland Indians
Jacobs Field, Cleveland, OH
Thu May 30 2002, 7:05 PM EDT
Att: 25,689 - Cloudy - 79 F


AB 38
R 7
H 11
RBI 7
BB 0
SO 9
LOB 11



Batter	1	2	3	4	5	6	7	8	9	AB	R	H	RBI	BB	SO	LOB	BOTTOM					
Matt Lawton, L OBP: 0.355, SLG: 0.447	1B			1B					L3	4	3	3	0	1	0	2						
Jolbert Cabrera, R OBP: 0.175, SLG: 0.135	FC5-4 1B	HR		HR	1B					0	0	0	0	0	0	0						
Omar Vizquel, S OBP: 0.400, SLG: 0.508	FC5-4 1B	HR		SF8	G4-3				S	3	1	2	1	1	0	2						
Ellis Burks, R OBP: 0.354, SLG: 0.485	P5	HR		HR	1B				G5-3	5	3	3	4	0	0	3						
Jim Thome, L OBP: 0.400, SLG: 0.531	FC5-4 1B	HR		HR	1B				K	4	2	2	4	1	2	1						
Travis Fryman, R OBP: 0.303, SLG: 0.358	FC5-4 1B	HR		F8	G6-3				G5-3	5	0	0	1	0	0	3						
Russell Branyan, L OBP: 0.288, SLG: 0.397	K			F8	P6				F5	4	0	0	0	0	1	2						
Ricky Gutierrez, R OBP: 0.289, SLG: 0.302		G1-4-3		G6-3					G5-3	4	0	0	0	0	1	0						
Eddie Pérez, R OBP: 0.286, SLG: 0.366		G5-3		K					G1-3 2B	3	0	1	0	1	1	0						
Chris Magruder, S OBP: 0.385, SLG: 0.455		HR		1B	SF8	1B			G1-3	4	2	3	1	0	0	1						
Inning Stats	R: 1 E: 0 K: 1 S: 17	H: 2 LOB: 2 BB: 1 P: 29	R: 5 E: 0 K: 0 S: 15	H: 4 LOB: 0 BB: 1 P: 29	R: 0 E: 0 K: 1 S: 8	H: 0 LOB: 0 BB: 0 P: 8	R: 4 E: 0 K: 0 S: 27	H: 4 LOB: 2 BB: 0 P: 39	R: 0 E: 0 K: 1 S: 12	H: 1 LOB: 2 BB: 1 P: 19	R: 1 E: 0 K: 0 S: 10	H: 1 LOB: 0 BB: 0 P: 12	R: 0 E: 0 K: 0 S: 9	H: 1 LOB: 1 BB: 1 P: 17	R: 0 E: 0 K: 1 S: 11	H: 1 LOB: 1 BB: 0 P: 20	R: 0 E: 0 K: 1 S: 9	H: 0 LOB: 0 BB: 0 P: 12	1B: 7 2B: 3 3B: 0 HR: 5	SF: 1 SAC: 0 DP: 1 HBP: 0	WP: 0 PB: 0 SB: 1 CS: 0	PA: 41
PITCHER	IP	WLS	BF	H	R	ER	SO	BB	IBB	HBP	BLK	WP	HR	S	P	ERA	WHIP					
Seth Greisinger, R ERA: 5.66	2.0		14	6	6	6	1	0	0	0	0	0	1	35	47	18.00	2.000					
Jose Lima, R ERA: 11.29	1.0	L	10	4	4	4	1	0	0	0	0	0	1	35	47	18.00	2.000					
Julio Santana, R ERA: 3.24	2.1		11	2	1	1	2	2	0	0	0	0	1	27	42	3.86	1.714					
Jamie Walker, L ERA: 4.26	1.2		6	2	0	0	1	0	0	0	0	0	0	15	26	0.00	1.200					

Detroit Tigers @ Cleveland Indians
Jacobs Field, Cleveland, OH
Thu May 30 2002, 7:05 PM EDT
Att: 25,689 - Cloudy - 79 F

AB 36
R 11
H 14
RBI 11
BB 4
SO 5
LOB 14

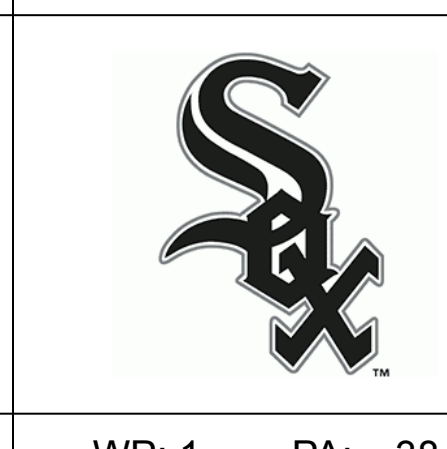


Batter	1	2	3	4	5	6	7	8	9	AB	R	H	RBI	BB	SO	LOB	TOP					
Ray Durham, S (1,4) OBP: 0.373, SLG: 0.381	G4-3		F7			G3-1 1B		BB		3	0	1	0	1	0	0	Chicago White Sox @ Cleveland Indians Jacobs Field, Cleveland, OH Fri May 31 2002, 7:05 PM EDT Att: 33,756 - Sunny - 75 F					
Jose Valentin, S (1,5) OBP: 0.301, SLG: 0.467	G4-3 BB			G4-3		G3-1		P6		3	0	0	0	1	0	2						
Magglio Ordonez, R (1,9) OBP: 0.357, SLG: 0.530	G4-3 1-2			G6-3		K		F9		4	0	0	0	0	1	3						
14 Paul Konerko, R (1,3) OBP: 0.366, SLG: 0.510		G1-3		G5-3		K			0-2 2B	4	0	1	0	0	1	1						
Frank Thomas, R (1,10) OBP: 0.363, SLG: 0.510		1B 1B				K		F9 2B	1-1 F3	4	0	2	0	0	1	1						
Carlos Lee, R (1,7) OBP: 0.289, SLG: 0.446		1B 1B				1B 1B 1B		F9	1-1 F8	4	0	2	0	0	0	2						
Mark Johnson, L (1,2) OBP: 0.293, SLG: 0.270		G6-4-3 1-2				1B 1B		L5	2-2 F7	4	0	1	0	0	0	4						
Aaron Rowand, R (1,8) OBP: 0.211, SLG: 0.316				K		1B 1B		G4-3		3	0	1	0	0	1	1						
Royce Clayton, R (1,6) OBP: 0.239, SLG: 0.371			L9			G6-4-3 1-2		G6-3	0-1	3	0	0	0	0	0	3						
Inning Stats	R: 0 E: 0 K: 0 S: 5	H: 0 LOB: 0 BB: 1 P: 10	R: 0 E: 0 K: 0 S: 10	H: 2 LOB: 1 BB: 0 P: 14	R: 0 E: 0 K: 1 S: 10	H: 0 LOB: 0 BB: 0 P: 12	R: 0 E: 0 K: 0 S: 7	H: 0 LOB: 0 BB: 0 P: 11	R: 0 E: 0 K: 1 S: 12	H: 3 LOB: 2 BB: 0 P: 15	R: 0 E: 0 K: 2 S: 12	H: 1 LOB: 1 BB: 0 P: 19	R: 0 E: 0 K: 0 S: 10	H: 1 LOB: 1 BB: 0 P: 13	R: 0 E: 0 K: 0 S: 6	H: 0 LOB: 1 BB: 1 P: 13	R: 0 E: 0 K: 0 S: 11	H: 1 LOB: 1 BB: 0 P: 15	1B: 6 2B: 2 3B: 0 HR: 0	SF: 0 SAC: 0 DP: 3 HBP: 0	WP: 0 PB: 0 CS: 0	PA: 34
PITCHER Bartolo Colon, R (1,1) ERA: 2.22	IP: 9.0 WLS: W BF: 34 H: 8 R: 0 ER: 0 SO: 4 BB: 2 IBB: 0 HBP: 0 BLK: 0 WP: 0 HR: 0 S: 83 P: 122 ERA: 0.00 WHIP: 1.111															PITCHER						

Batter	1	2	3	4	5	6	7	8	9	AB	R	H	RBI	BB	SO	LOB	BOTTOM					
Matt Lawton, L (1,9) OBP: 0.358, SLG: 0.450	G3-1					K				3	0	1	1	0	1	0	Chicago White Sox @ Cleveland Indians Jacobs Field, Cleveland, OH Fri May 31 2002, 7:05 PM EDT Att: 33,756 - Sunny - 75 F					
Jolbert Cabrera, R (8, FH) OBP: 0.172, SLG: 0.132		1B 2B			HBP			G6-4-3 1-2		1	0	0	0	0	0	1						
Omar Vizquel, S (1,6) OBP: 0.402, SLG: 0.508	G3				L7					4	0	2	0	0	0	1						
Ellis Burks, R (1,10) OBP: 0.352, SLG: 0.480	P5				F9			P6		4	1	1	0	0	0	2						
Jim Thome, L (1,3) OBP: 0.411, SLG: 0.553		HR 2B		BB 2B		E 1B BB		FC6-4 1B		2	3	2	1	2	0	0						
Travis Fryman, R (1,5) OBP: 0.302, SLG: 0.361		SH1-3 1B 2B		F8		F8		F9		4	1	1	0	0	0	4						
Ricky Gutierrez, R (1,4) OBP: 0.289, SLG: 0.298		SH1-3 2B BB		2B BB		L9		FC6-4 1-2		2	0	0	0	1	0	2						
Russell Branyan, L (1,7) OBP: 0.287, SLG: 0.394		P5		K		1B		K		4	0	1	1	0	2	5						
Einar Diaz, R (1,2) OBP: 0.258, SLG: 0.314		2B 1B		2B 2B		G4-3			4-2 G6-4-3 BB	3	1	2	3	1	0	1						
Chris Magruder, S (1,8) OBP: 0.367, SLG: 0.462		2B 2B				L7		K		4	1	1	1	0	2	1						
Inning Stats	R: 0 E: 0 K: 0 S: 7	H: 0 LOB: 0 BB: 0 P: 13	R: 4 E: 0 K: 0 S: 21	H: 6 LOB: 2 BB: 0 P: 31	R: 2 E: 0 K: 1 S: 12	H: 2 LOB: 2 BB: 2 P: 23	R: 0 E: 0 K: 0 S: 11	H: 0 LOB: 1 BB: 0 P: 14	R: 1 E: 1 K: 0 S: 14	H: 1 LOB: 1 BB: 1 P: 23	R: 0 E: 0 K: 2 S: 14	H: 1 LOB: 1 BB: 0 P: 20	R: 0 E: 0 K: 1 S: 9	H: 1 LOB: 1 BB: 0 P: 12	R: 0 E: 0 K: 1 S: 12	H: 0 LOB: 0 BB: 1 P: 20	R: 0 E: 0 K: 1 S: 12	H: 0 LOB: 0 BB: 1 P: 20	1B: 6 2B: 4 3B: 0 HR: 1	SF: 0 SAC: 1 DP: 1 HBP: 1	WP: 0 PB: 0 CS: 0	PA: 37
PITCHER Gary Glover, R (1,1) ERA: 5.4	IP: 5.0 WLS: L BF: 26 H: 9 R: 7 ER: 6 SO: 3 BB: 3 IBB: 0 HBP: 1 BLK: 0 WP: 0 HR: 1 S: 65 P: 104 ERA: 10.80 WHIP: 2.400															PITCHER						
Matt Ginter, R (6,1) ERA: 2.6	IP: 2.0 WLS: L BF: 8 H: 2 R: 0 ER: 0 SO: 3 BB: 0 IBB: 0 HBP: 0 BLK: 0 WP: 0 HR: 0 S: 23 P: 32 ERA: 0.00 WHIP: 1.000																					
Kelly Wunsch, L (8,1) ERA: 4.15	IP: 1.0 WLS: L BF: 3 H: 0 R: 0 ER: 0 SO: 1 BB: 1 IBB: 0 HBP: 0 BLK: 0 WP: 0 HR: 0 S: 12 P: 20 ERA: 0.00 WHIP: 1.000																					

Batter	1	2	3	4	5	6	7	8	9	AB	R	H	RBI	BB	SO	LOB	TOP											
Ray Durham, S OBP: 0.373, SLG: 0.374 (1, 4)	4-2 F9 BB	2-3 K			4-2 G4-3 2B BB		3-3 K		3-3 K	3	1	0	0	2	3	4	Chicago White Sox @ Cleveland Indians Jacobs Field, Cleveland, OH Sat Jun 01 2002, 1:05 PM EDT Att: 37,707 - Sunny - 80 F											
Jose Valentin, S OBP: 0.301, SLG: 0.462 Tony Graffanino, R (7, PH) OBP: 0.388, SLG: 0.533 (7, 5)	0-1 L9		4-1 G6-4-3 BB		1-1 G4-3		1-2 1B		0-2 G4-3	2	0	0	0	1	0	2												
Magglio Ordonez, R OBP: 0.355, SLG: 0.530 (1, 9)	2-1 F9		1-1 G6-4-3 1-2		0-0 2B		3-3 K			4	0	1	1	0	1	4												
14 Paul Konerko, R OBP: 0.360, SLG: 0.500 (1, 3)	0-2 F9		0-3 K		2-3 K		0-1 F8			4	0	0	0	0	2	4												
Frank Thomas, R OBP: 0.361, SLG: 0.505 (1, 10)		1-1 1B 2B 1B		2-3 K		3-1 G5-3		1-1 G5-3		4	1	1	0	0	1	0												
Jeff Liefer, L OBP: 0.250, SLG: 0.239 (1, 7)		2-1 F7		2-2 G3-1		2-2 F8		1-3 K G4-3		4	0	0	0	0	1	1												
Sandy Alomar Jr., R OBP: 0.302, SLG: 0.461 Mark Johnson, L (8, PH) OBP: 0.290, SLG: 0.267 (8, 2)		0-1 2B 1-2 1B		1-1 HR		1-3 K		2-1 G4-3		3	1	2	1	0	1	0												
Aaron Rowand, R OBP: 0.238, SLG: 0.357 (1, 8)		1-0 1B		2-1 L7		0-0 1B 1B		1-3 K		4	1	2	1	0	1	1												
Royce Clayton, R OBP: 0.239, SLG: 0.368 (1, 6)		0-0 B5-3			1-3 K		1-2 1B 1B		2-3 K	4	0	1	0	0	2	2												
Inning Stats	R: 0 E: 0 K: 0 S: 12	H: 0 LOB: 1 BB: 1 P: 18	R: 1 E: 0 K: 1 S: 11	H: 3 LOB: 2 BB: 0 P: 17	R: 0 E: 0 K: 1 S: 6	H: 0 LOB: 0 BB: 1 P: 11	R: 1 E: 0 K: 1 S: 10	H: 1 LOB: 1 BB: 0 P: 17	R: 1 E: 0 K: 2 S: 11	H: 1 LOB: 1 BB: 1 P: 19	R: 0 E: 0 K: 1 S: 10	H: 0 LOB: 0 BB: 0 P: 16	R: 1 E: 0 K: 2 S: 20	H: 3 LOB: 2 BB: 0 P: 28	R: 0 E: 1 K: 2 S: 10	H: 0 LOB: 1 BB: 0 P: 15		R: 0 E: 0 K: 2 S: 10	H: 0 LOB: 0 BB: 0 P: 15	1B: 5 2B: 2 3B: 0 HR: 1	SF: 0 SAC: 0 DP: 1 HBP: 0	WP: 1 PB: 0 CS: 0	PA: 38					
PITCHER	IP	WLS	BF	H	R	ER	SO	BB	IBB	HBP	BLK	WP	HR	S	P	ERA	WHIP											
Danys Baez, R ERA: 4.45 (1, 1)	6.0	W	27	7	4	4	6	3	0	0	0	0	0	1	66	105	6.00	1.667										
Ricardo Rincon, L ERA: 3.44 (7, 1)	0.1		1	0	0	0	1	0	0	0	0	0	0	3	6	0.00	0.000											
David Riske, R ERA: 4.76 (7, 1)	0.2		3	1	0	0	1	0	0	0	0	0	0	11	15	0.00	1.500											
Paul Shuey, R ERA: 0.81 (8, 1)	1.0		4	0	0	0	2	0	0	0	0	1	0	10	15	0.00	0.000											
Bob Wickman, R ERA: 3.32 (9, 1)	1.0		3	0	0	0	2	0	0	0	0	0	0	10	15	0.00	0.000											

AB	35
R	4
H	8
RBI	4
BB	3
SO	12
LOB	19



Batter	1	2	3	4	5	6	7	8	9	AB	R	H	RBI	BB	SO	LOB	BOTTOM										
Matt Lawton, L OBP: 0.360, SLG: 0.448 Jolbert Cabrera, R OBP: 0.172, SLG: 0.132 (8, 9)	0-0 G3-1			2-2 G3-1	4-1 1B E BB		3-2 G3-6-3 1B			3	1	1	0	1	0	0	Chicago White Sox @ Cleveland Indians Jacobs Field, Cleveland, OH Sat Jun 01 2002, 1:05 PM EDT Att: 37,707 - Sunny - 80 F										
Omar Vizquel, S OBP: 0.399, SLG: 0.503 (1, 6)	1-2 G4-3			2-2 F7	0-1 E HR 1B		0-1 G3-6-3			4	1	1	2	0	0	1											
Ellis Burks, R OBP: 0.350, SLG: 0.472 (1, 10)	1-3 K			2-3 K	0-0 FC6 HR		4-2 WP BB			3	1	0	0	1	2	1											
Jim Thome, L OBP: 0.412, SLG: 0.566 (1, 3)		1-0 G1-3			F8 HR		4-0 1B IBB			3	1	1	3	1	0	0											
Travis Fryman, R OBP: 0.296, SLG: 0.353 (1, 5)		1-1 L7			E5 F9		2-3 K			4	1	0	0	0	1	2											
Ricky Gutierrez, R OBP: 0.288, SLG: 0.303 (1, 4)		0-2 G1-3			1-1 1B 2B		1-0 L9			4	1	1	1	0	0	0											
Russell Branyan, L OBP: 0.281, SLG: 0.384 (1, 7)			2-2 G4-3		0-3 K		1-1 P6			4	0	0	0	0	1	1											
Einar Diaz, R OBP: 0.265, SLG: 0.315 (1, 2)			3-2 L8		4-2 1B 1B BB		0-0 1B			3	1	1	0	1	0	0											
Chris Magruder, S OBP: 0.364, SLG: 0.448 (1, 8)			0-0 F9		2-1 1B 1B		3-3 K			3	1	1	1	0	1	1											
Inning Stats	R: 0 E: 0 K: 1 S: 7	H: 0 LOB: 0 BB: 0 P: 9	R: 0 E: 0 K: 0 S: 6	H: 0 LOB: 0 BB: 0 P: 8	R: 0 E: 0 K: 0 S: 8	H: 0 LOB: 0 BB: 0 P: 13	R: 0 E: 0 K: 1 S: 9	H: 0 LOB: 0 BB: 0 P: 15	R: 2 E: 2 K: 1 S: 27	H: 4 LOB: 0 BB: 2 P: 44	R: 0 E: 0 K: 0 S: 7	H: 1 LOB: 1 BB: 0 P: 12	R: 0 E: 0 K: 1 S: 13	H: 1 LOB: 2 BB: 2 P: 26	R: 0 E: 0 K: 0 S: 6	H: 0 LOB: 0 BB: 0 P: 10		1B: 4 2B: 1 3B: 0 HR: 1	SF: 0 SAC: 0 DP: 1 HBP: 0	WP: 1 PB: 0 CS: 0	PA: 35						
PITCHER	IP	WLS	BF	H	R	ER	SO	BB	IBB	HBP	BLK	WP	HR	S	P	ERA	WHIP										
Todd Ritchie, R ERA: 4.37 (6, 1)	1.0	L	23	4	8	0	3	2	0	0	0	0	0	7	12	0.00	1.000										
Antonio Osuna, R ERA: 4.28 (7, 1)	1.0		5	1	0	0	1	1	1	0	0	1	0	13	26	0.00	2.000										
Bob Howry, R ERA: 3.7 (8, 1)	1.0		3	0	0	0	0	0	0	0	0	0	0	6	10	0.00	0.000										

AB	31
R	8
H	6
RBI	7
BB	4
SO	5
LOB	6





Batter	1	2	3	4	5	6	7	8	9	AB	R	H	RBI	BB	SO	LOB	TOP										
Kenny Lofton, L OBP: 0.379, SLG: 0.433 (1, 8)	L6		G1-3		L8			FC1-5 BB 1B	2B	5	0	1	1	0	0	2	Chicago White Sox @ Cleveland Indians Jacobs Field, Cleveland, OH Sun Jun 02 2002, 1:05 PM EDT Att: 37,760 - Sunny - 65 F										
Ray Durham, S OBP: 0.379, SLG: 0.377 (1, 4)	1B		F9			K		1B	BB	4	0	2	1	1	1	0											
Frank Thomas, R OBP: 0.354, SLG: 0.493 (1, 10)	K		G5-3			P4		P6	L4	5	0	0	0	0	1	4											
Magglio Ordonez, R OBP: 0.357, SLG: 0.532 (1, 9)		FC5-2 14 L9		F8		G6-3		BB		3	0	1	0	1	0	0											
14 Paul Konerko, R OBP: 0.353, SLG: 0.491 (1, 3)	L9		G6-3			K		G5-3		4	0	0	0	0	1	4											
Carlos Lee, R OBP: 0.293, SLG: 0.453 (1, 7)	FC5-2 E 1B					F9			1B G5-3 G4-3	4	1	2	0	0	0	1											
Tony Graffanino, R OBP: 0.382, SLG: 0.519 (1, 5) (8, 6)	1B		F8			B2		G5-3		4	0	1	0	0	0	2											
Sandy Alomar Jr., R OBP: 0.309, SLG: 0.472 (1, 2)	E6				K			FC1-5 2B	G4-3 2B 1B	4	1	2	0	0	1	2											
Royce Clayton, R OBP: 0.237, SLG: 0.364 Jose Valentin, S OBP: 0.303, SLG: 0.459 (8, PH) (8, 5)	K				K			FC1-5 1B BB	G4-3 1-2	2	0	0	0	0	2	3	AB 36 R 3 H 9 RBI 3 BB 3 SO 6 LOB 19										
Inning Stats	R: 0 E: 0 K: 1 S: 8	H: 1 LOB: 0 BB: 0 P: 10	R: 0 E: 1 K: 1 S: 11	H: 2 LOB: 3 BB: 0 P: 19	R: 0 E: 0 K: 0 S: 8	H: 0 LOB: 0 BB: 0 P: 11	R: 0 E: 0 K: 0 S: 14	H: 1 LOB: 1 BB: 0 P: 21	R: 0 E: 0 K: 2 S: 11	H: 0 LOB: 0 BB: 0 P: 15	R: 0 E: 0 K: 1 S: 8	H: 0 LOB: 0 BB: 0 P: 12	R: 0 E: 0 K: 1 S: 8	H: 0 LOB: 0 BB: 0 P: 11	R: 1 E: 0 K: 0 S: 16	H: 2 LOB: 3 BB: 2 P: 33		R: 2 E: 0 K: 0 S: 13	H: 3 LOB: 2 BB: 1 P: 22	1B: 5 2B: 4 3B: 0 HR: 0	SF: 0 SAC: 0 DP: 0 HBP: 0	WP: 0 PB: 0 CS: 0	PA: 39				
PITCHER	IP	WLS	BF	H	R	ER	SO	BB	IBB	HBP	BLK	WP	HR	S	P	ERA	WHIP										
Chuck Finley, L ERA: 3.99	7.0	W	25	4	0	0	6	0	0	0	0	0	0	68	99	0.00	0.571										
Paul Shuey, R ERA: 1.16	1.0		7	2	1	1	0	2	0	0	0	0	0	16	33	9.00	4.000										
Bob Wickman, R ERA: 4.05	1.0	S	7	3	2	2	0	1	0	0	0	0	0	13	22	18.00	4.000										

Batter	1	2	3	4	5	6	7	8	9	AB	R	H	RBI	BB	SO	LOB	BOTTOM										
Matt Lawton, L OBP: 0.358, SLG: 0.444 Jolbert Cabrera, R OBP: 0.172, SLG: 0.132 (8, 9)	G3		G3		G4-3		1B			4	0	1	0	0	0	2	Chicago White Sox @ Cleveland Indians Jacobs Field, Cleveland, OH Sun Jun 02 2002, 1:05 PM EDT Att: 37,760 - Sunny - 65 F										
Omar Vizquel, S OBP: 0.397, SLG: 0.498 (1, 6)	P6			K	CS		K			4	0	1	1	0	2	1											
Ellis Burks, R OBP: 0.343, SLG: 0.462 (1, 10)	F9			P6	CS	G6-3	G2-3			4	0	0	0	0	0	1											
Jim Thome, L OBP: 0.414, SLG: 0.570 (1, 3)	G3			1B		2B		L8		4	0	2	0	0	0	0											
Travis Fryman, R OBP: 0.295, SLG: 0.351 (1, 5)	G6-3				L7			K		4	0	1	0	0	1	1											
Ricky Gutierrez, R OBP: 0.283, SLG: 0.296 (1, 4)	G6-3				K		F9	G6-3		4	0	0	0	0	1	3											
Bill Selby, L OBP: 0.150, SLG: 0.590 Russell Branyan, L OBP: 0.281, SLG: 0.384 (8, 7)			F7			2B SF8		FC5-4	BB	1	1	0	0	2	0	0		AB 30 R 4 H 8 RBI 4 BB 2 SO 4 LOB 10									
Einar Diaz, R OBP: 0.272, SLG: 0.329 (1, 2)			G3		1B	2B		FC5-4	HR	3	2	2	0	0	0	1											
Chris Magruder, S OBP: 0.361, SLG: 0.548 (1, 8)	G3					SF8		HR		2	1	1	3	0	0	1											
Inning Stats	R: 0 E: 0 K: 0 S: 7	H: 0 LOB: 0 BB: 0 P: 12	R: 0 E: 0 K: 0 S: 5	H: 0 LOB: 0 BB: 0 P: 9	R: 0 E: 0 K: 0 S: 7	H: 1 LOB: 1 BB: 0 P: 10	R: 0 E: 0 K: 2 S: 13	H: 2 LOB: 2 BB: 0 P: 22	R: 2 E: 0 K: 0 S: 9	H: 2 LOB: 1 BB: 1 P: 20	R: 0 E: 0 K: 0 S: 6	H: 1 LOB: 1 BB: 0 P: 10	R: 2 E: 0 K: 1 S: 11	H: 2 LOB: 1 BB: 1 P: 22	R: 0 E: 0 K: 1 S: 8	H: 0 LOB: 0 BB: 0 P: 13	1B: 5 2B: 2 3B: 0 HR: 1	SF: 1 SAC: 0 DP: 0 HBP: 0	WP: 0 PB: 0 CS: 1	PA: 34							
PITCHER	IP	WLS	BF	H	R	ER	SO	BB	IBB	HBP	BLK	WP	HR	S	P	ERA	WHIP										
Dan Wright, R ERA: 5.91	6.1	L	26	6	3	3	2	2	0	0	0	0	0	49	92	4.26	1.263										
Damaso Marte, L ERA: 4.43	0.1		3	2	1	1	1	0	0	0	0	0	1	7	11	27.00	6.000										
Bob Howry, R ERA: 3.65	0.1		1	0	0	0	0	0	0	0	0	0	0	2	2	0.00	0.000										
Keith Foulke, R ERA: 5.32	1.0		3	0	0	0	1	0	0	0	0	0	0	8	13	0.00	0.000										

Batter	1	2	3	4	5	6	7	8	9	AB	R	H	RBI	BB	SO	LOB	TOP										
Matt Lawton, L (1, 9) OBP: 0.352, SLG: 0.436	F3		P6			G3-1		G3		4	0	0	0	0	0	1	Cleveland Indians @ Minnesota Twins Hubert H. Humphrey Metrodome, Minneapolis, MN Tue Jun 04 2002, 8:05 PM EDT Att: 14,029 - Dome - 72 F livebaseballscorecards.com										
Omar Vizquel, S (1, 6) John McDonald, R (6, 6) OBP: 0.382, SLG: 0.490 OBP: 0.286, SLG: 0.259	K			F6		F7		L5		3	0	0	0	0	1	0											
Ellis Burks, R (1, 10) OBP: 0.337, SLG: 0.452	E6			F8		K			G5-3	4	0	0	0	0	1	0											
Jim Thome, L (1, 3) OBP: 0.415, SLG: 0.600	K			HR					G4-3	4	2	2	2	0	1	1											
Travis Fryman, R (1, 5) Russell Branyan, L (6, 5) OBP: 0.292, SLG: 0.347 OBP: 0.278, SLG: 0.379		G5-3		G6-3			K		K	2	0	0	0	0	0	0											
Ricky Gutierrez, R (1, 4) Bill Selby, L (6, 4) OBP: 0.280, SLG: 0.294 OBP: 0.600, SLG: 0.333		G6-3			F4		G4-3			2	0	0	0	0	0	0											
Milton Bradley, S (1, 8)							G3			3	0	1	0	0	0	0											
Einar Diaz, R (1, 2) OBP: 0.267, SLG: 0.322					P5			F7		3	0	0	0	0	1	1											
Chris Magruder, S (1, 7)					F9					3	0	1	0	0	0	1											
Inning Stats	R: 0 E: 1 K: 2 S: 13	H: 0 LOB: 1 BB: 0 P: 17	R: 0 E: 0 K: 0 S: 8	H: 0 LOB: 0 BB: 0 P: 13	R: 0 E: 0 K: 1 S: 8	H: 0 LOB: 0 BB: 0 P: 11	R: 1 E: 0 K: 0 S: 8	H: 1 LOB: 0 BB: 0 P: 10	R: 0 E: 0 K: 1 S: 9	H: 1 LOB: 1 BB: 0 P: 11	R: 0 E: 0 K: 1 S: 8	H: 0 LOB: 0 BB: 0 P: 14	R: 1 E: 0 K: 1 S: 11	H: 1 LOB: 0 BB: 0 P: 16	R: 0 E: 0 K: 0 S: 11	H: 1 LOB: 1 BB: 0 P: 13		R: 0 E: 0 K: 1 S: 8	H: 0 LOB: 0 BB: 0 P: 11	1B: 2 2B: 0 3B: 0 HR: 2	SF: 0 SAC: 0 DP: 0 HBP: 0	WP: 0 PB: 0 SB: 0 CS: 0	PA: 32				
PITCHER	IP	WLS	BF	H	R	ER	SO	BB	IBB	HBP	BLK	WP	HR	S	P	ERA	WHIP										
Rick Reed, R (1, 1) ERA: 4.24	7.0	W	25	3	2	2	5	0	0	0	0	0	2	65	92	2.57	0.429										
Jack Cressend, R (8, 1) ERA: 5.83	1.0		4	1	0	0	0	0	0	0	0	0	0	11	13	0.00	1.000										
Bob Wells, R (9, 1) ERA: 5.97	1.0		3	0	0	0	1	0	0	0	0	0	0	8	11	0.00	0.000										

Batter	1	2	3	4	5	6	7	8	9	AB	R	H	RBI	BB	SO	LOB	BOTTOM										
Jacque Jones, L (1, 7) OBP: 0.357, SLG: 0.520	G4-3	WP G1-3 BB		FC3-6 BB G4-3 1B	G4-3 2B	G3	HR	1B		6	2	4	5	1	0	1	Cleveland Indians @ Minnesota Twins Hubert H. Humphrey Metrodome, Minneapolis, MN Tue Jun 04 2002, 8:05 PM EDT Att: 14,029 - Dome - 72 F livebaseballscorecards.com										
Denny Hocking, S (1, 6) Cristian Guzman, S (5, FH) OBP: 0.316, SLG: 0.309 OBP: 0.255, SLG: 0.308	F7	G1-3		FC3-6 BB	G1-3	G6-3	WP 2B BB	P4		2	0	0	0	1	0	2											
Doug Mientkiewicz, L (1, 3) OBP: 0.389, SLG: 0.394	1B	BB		FC3-6 G4-3	G4-3 IBB	G4-3	WP 2B 1B	F7		5	2	2	1	2	0	3											
Corey Koskie, L (1, 5) OBP: 0.396, SLG: 0.449	1B	F7		G4-3	G4-3		HR K			5	1	1	3	1	1	7											
Tori Hunter, R (1, 8) Bobby Kielty, S (7, FH) OBP: 0.354, SLG: 0.569 OBP: 0.433, SLG: 0.490	1B			K	K	F8				4	0	1	1	0	2	3											
David Ortiz, L (1, 10) OBP: 0.306, SLG: 0.421	G3-1			K		HR	1B			2	2	2	2	0	0	0											
Dustin Mohr, R (1, 9) OBP: 0.383, SLG: 0.471		F9		1B	HR	1B	1B			6	3	4	3	0	0	1											
A.J. Pierzynski, L (1, 2) OBP: 0.371, SLG: 0.494		1B		G5-3	HR	2B	1B			6	4	4	0	0	0	2											
Luis Rivas, R (1, 4) OBP: 0.583, SLG: 0.636		1B		1B	FC3-6 1B	G3	G6-3 2B	HR		6	5	4	5	0	0	1											
Inning Stats	R: 1 E: 0 K: 0 S: 12	H: 2 LOB: 2 BB: 1 P: 27	R: 2 E: 1 K: 0 S: 10	H: 2 LOB: 2 BB: 2 P: 24	R: 0 E: 0 K: 2 S: 11	H: 1 LOB: 1 BB: 0 P: 13	R: 2 E: 0 K: 1 S: 17	H: 2 LOB: 1 BB: 1 P: 26	R: 4 E: 0 K: 0 S: 17	H: 4 LOB: 2 BB: 1 P: 26	R: 10 E: 0 K: 1 S: 25	H: 9 LOB: 1 BB: 2 P: 45	R: 0 E: 0 K: 0 S: 10	H: 1 LOB: 1 BB: 0 P: 14	1B: 15 2B: 6 3B: 1 HR: 3	SF: 0 SAC: 0 DP: 0 HBP: 0		WP: 2 PB: 0 SB: 0 CS: 0	PA: 57								
PITCHER	IP	WLS	BF	H	R	ER	SO	BB	IBB	HBP	BLK	WP	HR	S	P	ERA	WHIP										
Ryan Drese, R (1, 1) ERA: 5.94	3.0	L	20	7	5	5	2	4	0	0	0	0	1	21	29	27.00	4.000										
Chad Paronto, R (4, 1) ERA: 4.86	1.0		8	4	4	3	1	0	0	0	0	0	1	21	29	27.00	4.000										
Charles Nagy, R (5, 1) ERA: 11.29	2.0		16	8	9	9	0	1	1	0	0	0	1	32	53	40.50	4.500										
Mark Wohlers, R (7, 1) ERA: 8.59	0.1		7	5	5	5	1	1	0	0	0	1	1	13	24	135.00	18.000										
Ricardo Rincon, L (7, 1) ERA: 3.15	1.2		6	1	0	0	0	0	0	0	0	0	0	13	17	0.00	0.600										

Batter	1	2	3	4	5	6	7	8	9	AB	R	H	RBI	BB	SO	LOB	TOP										
Matt Lawton, L OBP: 0.346, SLG: 0.427 (1, 9)	G4-3		2-1 1-H 2B		4-1 2B BB	2-2 P6		0-3 K		4	1	1	0	1	1	0	Cleveland Indians @ Minnesota Twins Hubert H. Humphrey Metrodome, Minneapolis, MN Thu Jun 06 2002, 8:05 PM EDT Att: 15,553 - Dome - 72 F AB 34 R 3 H 8 RBI 3 BB 3 SO 8 LOB 18 										
Omar Vizquel, S OBP: 0.395, SLG: 0.498 (1, 6)	F7		2-2 G5-3		0-0 1B 2B		1-2 F5	0-1 G5-3		5	1	1	1	0	0	1											
Ellis Burks, R OBP: 0.341, SLG: 0.464 (1, 10)	K			4-0 FC3-6 1B BB	0-0 HBP 1B		1-0 L9			3	1	1	1	1	1	0											
Jim Thome, L OBP: 0.429, SLG: 0.617 (1, 3)		2-1 G3 1B		1-1 FC3-6 1B	2-2 1B HBP		2-0 F8			3	0	2	0	0	0	0											
Travis Fryman, R OBP: 0.284, SLG: 0.337 (1, 5)	F8			1-3 K	1-0 F8			2-2 1B		4	0	1	0	0	1	5											
Chris Magruder, S OBP: 0.318, SLG: 0.452 (1, 7)	G3			2-2 FC3-6 BB	1-2 FC6 1B			3-3 K		4	0	1	1	0	1	4											
Milton Bradley, S OBP: 0.337, SLG: 0.419 (1, 8)	K			4-2 FC6-4 BB	2-2 FC6 1B			0-3 K		3	0	0	0	1	2	4											
Einar Diaz, R OBP: 0.274, SLG: 0.333 (1, 2)			0-0 G1-3	2-1 FC6-4		2-1 F7		1-3 K		3	0	0	0	0	0	3											
Bill Selby, L OBP: 0.500, SLG: 0.250 (8, PH)				1-2 K		1-1 G5-3			2-3 K		1	0	0	0	0	1											
Eddie Pérez, R OBP: 0.286, SLG: 0.366 (8, 2)						1-1 B1-3					0	0	0	0	0	0											
John McDonald, R OBP: 0.306, SLG: 0.324 (1, 4)			1-1 2B 1B							4	0	1	0	0	1	0											
Inning Stats	R: 0 E: 0 K: 1 S: 6	H: 0 LOB: 0 BB: 0 P: 7	R: 0 E: 0 K: 1 S: 11	H: 1 LOB: 1 BB: 0 P: 17	R: 0 E: 0 K: 0 S: 9	H: 2 LOB: 1 BB: 0 P: 14	R: 0 E: 0 K: 1 S: 12	H: 1 LOB: 3 BB: 2 P: 26	R: 3 E: 0 K: 0 S: 14	H: 3 LOB: 2 BB: 1 P: 25	R: 0 E: 0 K: 0 S: 7	H: 0 LOB: 0 BB: 0 P: 12	R: 0 E: 0 K: 0 S: 6	H: 0 LOB: 0 BB: 0 P: 10	R: 0 E: 0 K: 3 S: 14	H: 1 LOB: 1 BB: 0 P: 20	R: 0 E: 0 K: 2 S: 10	H: 0 LOB: 0 BB: 0 P: 12	1B: 6 2B: 2 3B: 0 HR: 0	SF: 0 SAC: 0 DP: 0 HBP: 1	WP: 0 PB: 0 CS: 0	PA: 38					
PITCHER	IP	WLS	BF	H	R	ER	SO	BB	IBB	HBP	BLK	WP	HR	S	P	ERA	WHIP										
Kyle Lohse, R ERA: 4.54 (1, 1)	5.0	W	25	7	3	3	3	3	0	1	0	0	0	52	89	5.40	2.000										
Tony Fiore, R ERA: 2.73 (6, 1)	2.0	H	6	0	0	0	0	0	0	0	0	0	0	13	22	0.00	0.000										
Michael Jackson, R ERA: 1.11 (8, 1)	1.0		4	1	0	0	3	0	0	0	0	0	0	14	20	0.00	1.000										
Eddie Guardado, L ERA: 2.83 (9, 1)	1.0		3	0	0	0	2	0	0	0	0	0	0	10	12	0.00	0.000										

Batter	1	2	3	4	5	6	7	8	9	AB	R	H	RBI	BB	SO	LOB	BOTTOM										
Jacque Jones, L OBP: 0.360, SLG: 0.528 (1, 7)	F9		0-2 1-2 2-H 1B		1-0 G4-3 1B 2B	1-0 WP 1B 2B		0-0 F8		5	2	3	2	0	0	1	Cleveland Indians @ Minnesota Twins Hubert H. Humphrey Metrodome, Minneapolis, MN Thu Jun 06 2002, 8:05 PM EDT Att: 15,553 - Dome - 72 F AB 33 R 8 H 11 RBI 8 BB 3 SO 6 LOB 15 										
Cristian Guzman, S OBP: 0.257, SLG: 0.310 (1, 6)	K		2-1 L4		0-2 G4-3	3-2 G6-3		0-0 SF8		4	0	0	1	0	1	4											
Doug Mientkiewicz, L OBP: 0.389, SLG: 0.385 (1, 3)	F8		2-3 K		1-0 HR 1B	1-0 1B HBP		2-1 F9		4	1	1	1	0	1	2											
Corey Koskie, L OBP: 0.400, SLG: 0.444 (1, 5)		1-2 F7		4-2 BB	4-2 HR BB	2-2 FC5-4 1B				2	1	1	1	2	0	0											
Tori Hunter, R OBP: 0.349, SLG: 0.568 (1, 8)	K		3-3 K		0-1 L7	0-0 HR		0-0 FC5-4		4	1	1	3	0	1	3											
David Ortiz, L OBP: 0.309, SLG: 0.420 (1, 10)	K			3-2 F7	0-1 1B			2-3 K		4	0	1	0	0	2	1											
Dustan Mohr, R OBP: 0.389, SLG: 0.473 (1, 9)			3-2 1B 1B		1-3 K	1-1 1B		0-0 F8		4	1	2	0	0	1	1											
A.J. Pierzynski, L OBP: 0.372, SLG: 0.497 (1, 2)	F7		3-1 F7			1-1 2B		0-0 F8		4	1	1	0	0	0	3											
Luis Rivas, R OBP: 0.500, SLG: 0.500 (1, 4)			1-1 WP 1B		1-0 SH1-3	1-2 G6-3		4-0 SF8 BB		2	1	1	0	1	0	0											
Inning Stats	R: 0 E: 0 K: 1 S: 8	H: 0 LOB: 0 BB: 0 P: 10	R: 0 E: 0 K: 2 S: 13	H: 0 LOB: 0 BB: 0 P: 20	R: 1 E: 0 K: 1 S: 16	H: 3 LOB: 2 BB: 0 P: 28	R: 0 E: 0 K: 1 S: 12	H: 0 LOB: 1 BB: 1 P: 20	R: 5 E: 0 K: 0 S: 17	H: 6 LOB: 2 BB: 1 P: 26	R: 1 E: 0 K: 0 S: 12	H: 2 LOB: 2 BB: 0 P: 20	R: 0 E: 0 K: 1 S: 5	H: 0 LOB: 0 BB: 0 P: 7	R: 1 E: 1 K: 0 S: 4	H: 0 LOB: 0 BB: 1 P: 10		1B: 7 2B: 3 3B: 0 HR: 1	SF: 1 SAC: 1 DP: 0 HBP: 1	WP: 2 PB: 0 CS: 0	PA: 39						
PITCHER	IP	WLS	BF	H	R	ER	SO	BB	IBB	HBP	BLK	WP	HR	S	P	ERA	WHIP										
Bartolo Colon, R ERA: 2.69 (1, 1)	4.2	L	25	9	6	6	5	2	0	0	0	1	0	63	100	11.57	2.357										
Chad Paronto, R ERA: 5.09 (5, 1)	1.0		4	1	1	1	0	0	0	0	0	1	0	11	17	9.00	1.000										
Ricardo Rincon, L ERA: 3.1 (6, 1)	0.0		2	1	0	0	0	0	0	1	0	0	0	3	6	∞	∞										
Mark Wohlers, R ERA: 7.77 (6, 1)	2.1		8	0	1	0	1	1	0	0	0	0	0	10	18	0.00	0.429										

Batter	1	2	3	4	5	6	7	8	9	AB	R	H	RBI	BB	SO	LOB	TOP				
Timo Perez, L OBP: 0.341, SLG: 0.479 (1, 8)	B1	G4-6-3 1B			F5		SH2-3			4	0	2	1	0	0	0					
Edgardo Alfonzo, R OBP: 0.424, SLG: 0.418 (1, 5)	HR	G4-6-3			G5-3					4	1	2	2	0	0	3					
Roberto Alomar, S OBP: 0.319, SLG: 0.354 (1, 4)	G1-3						G6-4-3			4	0	1	0	0	1	1					
31 Mike Piazza, R OBP: 0.350, SLG: 0.486 (1, 10)	K				G1-3					4	0	1	0	0	2	1					
Mo Vaughn, L OBP: 0.339, SLG: 0.337 (1, 3)										3	0	0	0	1	2	2					
Tony Tarasco, L OBP: 0.143, SLG: 0.214 John Valentin, R OBP: 0.356, SLG: 0.413 Jeremy Burnitz, L OBP: 0.319, SLG: 0.345 (8, 9)		FC5-4 1B BB E								3	1	0	0	0	1	3					
Roger Cedeno, S OBP: 0.309, SLG: 0.332 Jay Payton, R OBP: 0.292, SLG: 0.365 (9, 8)		E 1B BB			L7					1	1	0	0	2	0	0					
Rey Ordóñez, R OBP: 0.275, SLG: 0.329 (1, 6)		1B E 1B			P4					3	0	1	0	0	2						
Vance Wilson, R OBP: 0.290, SLG: 0.354 (1, 2)		E9 1B			K2-3					3	1	0	0	0	2	3					
Inning Stats	R: 1 E: 0 K: 1 S: 11	H: 1 LOB: 0 BB: 0 P: 13	R: 2 E: 1 K: 0 S: 12	H: 2 LOB: 2 BB: 2 P: 23	R: 0 E: 0 K: 2 S: 12	H: 1 LOB: 1 BB: 0 P: 16	R: 0 E: 0 K: 1 S: 9	H: 0 LOB: 0 BB: 0 P: 14	R: 0 E: 0 K: 1 S: 11	H: 1 LOB: 2 BB: 1 P: 13	R: 1 E: 0 K: 0 S: 10	H: 1 LOB: 0 BB: 0 P: 13	R: 0 E: 0 K: 1 S: 7	H: 0 LOB: 0 BB: 0 P: 10	R: 0 E: 0 K: 1 S: 7	H: 1 LOB: 2 BB: 0 P: 8	1B: 4 2B: 2 3B: 0 HR: 1	SF: 0 SAC: 2 DP: 2 HBP: 2	WP: 0 PA: 37 CS: 0		
PITCHER	IP	WLS	BF	H	R	ER	SO	BB	IBB	HBP	BLK	WP	HR	S	P	ERA	WHIP				
Danys Baez, R ERA: 4.37 (1, 1)	7.1	L	31	6	4	3	7	3	0	1	0	0	1	76	114	3.68	1.227				
Ricardo Rincon, L ERA: 3.0 (8, 1)	0.2		2	0	0	0	0	0	0	0	0	0	0	3	3	0.00	0.000				
David Riske, R ERA: 4.5 (9, 1)	1.0		4	1	0	0	1	0	0	1	0	0	0	7	8	0.00	1.000				
Batter	1	2	3	4	5	6	7	8	9	AB	R	H	RBI	BB	SO	LOB	BOTTOM				
Chris Magruder, S OBP: 0.308, SLG: 0.413 (1, 9)	F9		G6-3		P4					4	0	0	0	1	0	1					
Omar Vizquel, S OBP: 0.392, SLG: 0.489 (1, 6)	G5-3				G5-3					4	0	0	0	1	0	2					
Ellis Burks, R OBP: 0.348, SLG: 0.467 (1, 10)										3	1	2	0	1	0	0					
Jim Thome, L OBP: 0.430, SLG: 0.628 (1, 3)	G3		G6-3							3	1	1	2	1	0	2					
Travis Fryman, R OBP: 0.284, SLG: 0.332 (1, 5)					G4-3					3	1	0	0	1	0	1					
Ricky Gutierrez, R OBP: 0.276, SLG: 0.289 Matt Lawton, L OBP: 0.349, SLG: 0.427 John McDonald, R OBP: 0.306, SLG: 0.324 (9, 4)										3	0	0	0	0	0	1					
Milton Bradley, S OBP: 0.345, SLG: 0.416 (1, 8)										3	0	1	0	1	0	2					
Chad Allen, R OBP: 0.333, SLG: 0.667 Bill Selby, L OBP: 0.429, SLG: 0.200 (9, PH)										3	0	0	0	0	0	0					
Eddie Pérez, R OBP: 0.267, SLG: 0.341 (1, 2)										3	0	0	0	0	2	1					
Inning Stats	R: 0 E: 0 K: 0 S: 5	H: 0 LOB: 1 BB: 1 P: 16	R: 1 E: 1 K: 0 S: 13	H: 1 LOB: 1 BB: 1 P: 20	R: 0 E: 0 K: 0 S: 9	H: 1 LOB: 1 BB: 1 P: 16	R: 0 E: 0 K: 0 S: 6	H: 0 LOB: 1 BB: 1 P: 12	R: 0 E: 0 K: 1 S: 6	H: 0 LOB: 0 BB: 0 P: 9	R: 2 E: 0 K: 0 S: 7	H: 2 LOB: 0 BB: 0 P: 11	R: 0 E: 0 K: 0 S: 7	H: 1 LOB: 1 BB: 0 P: 11	R: 0 E: 0 K: 0 S: 10	H: 0 LOB: 2 BB: 2 P: 23	R: 0 E: 0 K: 1 S: 10	H: 0 LOB: 1 BB: 1 P: 18	1B: 3 2B: 1 3B: 0 HR: 1	SF: 0 SAC: 1 DP: 1 HBP: 0	WP: 0 PA: 38 CS: 1
PITCHER	IP	WLS	BF	H	R	ER	SO	BB	IBB	HBP	BLK	WP	HR	S	P	ERA	WHIP				
Al Leiter, L ERA: 3.3 (1, 1)	7.1	W	31	5	3	2	1	5	0	0	0	0	0	1	3	0.00	1.364				
Scott Strickland, R ERA: 3.71 (8, 1)	0.1	H	1	0	0	0	0	0	0	0	0	0	0	1	3	0.00	0.000				
Mark Guthrie, L ERA: 2.84 (8, 1)	0.0		1	0	0	0	0	1	0	0	0	0	0	2	6	∞	∞				
Armando Benitez, R ERA: 2.82 (8, 1)	1.1	S	5	0	0	0	1	1	0	0	0	0	0	14	24	0.00	0.750				

New York Mets @ Cleveland Indians
Jacobs Field, Cleveland, OH
Fri Jun 07 2002, 7:05 PM EDT
Att: 39,986 - Sunny - 67 F

AB 30
R 4
H 7
RBI 3
BB 3
SO 8
LOB 15



New York Mets @ Cleveland Indians
Jacobs Field, Cleveland, OH
Fri Jun 07 2002, 7:05 PM EDT
Att: 39,986 - Sunny - 67 F

AB 30
R 3
H 5
RBI 2
BB 7
SO 2
LOB 13



Batter	1	2	3	4	5	6	7	8	9	AB	R	H	RBI	BB	SO	LOB	TOP								
Joe McEwing, R OBP: 0.260, SLG: 0.378 Jeromy Burnitz, L OBP: 0.322, SLG: 0.345 Grant Roberts, R OBP: 1.000, SLG: 1.000 Mo Vaughn, L OBP: 0.337, SLG: 0.335	(1,9) C X 0-2 G5-3		(1,3) B 1-3 K			(1,3) C X 1-3 K	(4,0) B 1B 1B IBB		(3,3) B 3-3 K	3	0	0	0	0	2	1									
Edgardo Alfonzo, R OBP: 0.427, SLG: 0.422	(1,5) F C X 1-2 G6-4-3 1B		(2,1) C X 2-1 G1-3			(1,0) C X 1-0 G5-3	(0,1) B 1B 31 HR 1B		(3,2) B 3-2 1B	5	1	3	2	0	0	1									
Roberto Alomar, S OBP: 0.321, SLG: 0.355	(1,4) B F X 1-1 G6-4-3			(1,0) B X 1-0 F8		(1,2) B X 1-2 1B	(0,1) B 31 HR 1B		(1,0) B X 1-0 G3	5	1	2	1	0	0	2									
31 Mike Piazza, R OBP: 0.348, SLG: 0.497	(1,10) B F X 1-1 L7			(2,1) B X 2-1 G4-3		(2,1) B X 2-1 L9	(0,2) B 1B HR			4	1	1	3	0	0	1									
John Valentin, R OBP: 0.352, SLG: 0.405	(1,3) C X 1-1 P4			(0,3) C X 0-3 K			(1,0) B 1B F9			4	1	1	0	0	1	0									
Jay Payton, R OBP: 0.297, SLG: 0.368	(1,8) C X 2-3 K				(0,2) F X 0-2 FC6-4 1B		(1,0) B X 1-0 SF9 1B BB	(0,0) B 0-0 P6		4	1	2	0	0	1	0									
Roger Cedeno, S OBP: 0.312, SLG: 0.332			(1,2) F B X 1-2 G5-3 1B		(0,2) C X 0-2 FC6-4 1B		(4,2) B 1B BB	(2,3) B 2-3 K		3	2	1	0	1	1	1									
Rey Ordóñez, R OBP: 0.327, SLG: 0.325 Timo Perez, L OBP: 0.338, SLG: 0.475	(1,6) C X 0-0 G5-3		(0,0) X 0-0 G5-3		(0,3) C X 0-3 K		(2,2) B X 2-2 SF9	(1,1) C X 1-1 G1-3		2	0	0	0	0	1	2									
Mark Guthrie, R Scott Strickland, R Armando Benitez, R	(8,1) C X 1-2 G5-3						(2,3) B X 2-3 3-H 3-H			0	0	0	0	0	0	0									
Vance Wilson, R OBP: 0.296, SLG: 0.358 Tony Tarasco, L OBP: 0.125, SLG: 0.168	(1,2) B B B 3-2 F9		(3,2) B X 3-2 2-H 1B		(1,1) C X 1-1 F9		(3,2) B X 3-2 G2-3		(2,1) B X 2-1 F2	2	0	1	1	0	0	1									
										2	0	0	0	0	0	2									
Inning Stats	R: 0 E: 0 K: 0 S: 8	H: 1 LOB: 0 BB: 0 P: 10	R: 0 E: 0 K: 1 S: 7	H: 0 LOB: 0 BB: 0 P: 11	R: 1 E: 0 K: 1 S: 13	H: 2 LOB: 1 BB: 0 P: 20	R: 0 E: 0 K: 1 S: 6	H: 0 LOB: 0 BB: 0 P: 9	R: 0 E: 0 K: 1 S: 11	H: 1 LOB: 1 BB: 0 P: 12	R: 0 E: 0 K: 1 S: 10	H: 1 LOB: 1 BB: 0 P: 15	R: 7 E: 0 K: 0 S: 20	H: 5 LOB: 2 BB: 2 P: 34	R: 0 E: 0 K: 1 S: 7	H: 0 LOB: 0 BB: 0 P: 10	R: 0 E: 0 K: 1 S: 9	H: 1 LOB: 1 BB: 0 P: 18	1B: 10 2B: 0 3B: 0 HR: 1	SF: 1 SAC: 0 DP: 1 HBP: 0	WP: 0 PB: 0 SB: 0 CS: 0	PA: 39			
PITCHER	IP WLS BF H R ER SO BB IBB HBP BLK WP HR S P ERA WHIP	IP WLS BF H R ER SO BB IBB HBP BLK WP HR S P ERA WHIP	IP WLS BF H R ER SO BB IBB HBP BLK WP HR S P ERA WHIP	IP WLS BF H R ER SO BB IBB HBP BLK WP HR S P ERA WHIP	IP WLS BF H R ER SO BB IBB HBP BLK WP HR S P ERA WHIP	IP WLS BF H R ER SO BB IBB HBP BLK WP HR S P ERA WHIP	IP WLS BF H R ER SO BB IBB HBP BLK WP HR S P ERA WHIP	IP WLS BF H R ER SO BB IBB HBP BLK WP HR S P ERA WHIP	IP WLS BF H R ER SO BB IBB HBP BLK WP HR S P ERA WHIP	IP WLS BF H R ER SO BB IBB HBP BLK WP HR S P ERA WHIP	IP WLS BF H R ER SO BB IBB HBP BLK WP HR S P ERA WHIP	IP WLS BF H R ER SO BB IBB HBP BLK WP HR S P ERA WHIP	IP WLS BF H R ER SO BB IBB HBP BLK WP HR S P ERA WHIP	IP WLS BF H R ER SO BB IBB HBP BLK WP HR S P ERA WHIP	IP WLS BF H R ER SO BB IBB HBP BLK WP HR S P ERA WHIP	IP WLS BF H R ER SO BB IBB HBP BLK WP HR S P ERA WHIP	IP WLS BF H R ER SO BB IBB HBP BLK WP HR S P ERA WHIP	IP WLS BF H R ER SO BB IBB HBP BLK WP HR S P ERA WHIP	IP WLS BF H R ER SO BB IBB HBP BLK WP HR S P ERA WHIP	IP WLS BF H R ER SO BB IBB HBP BLK WP HR S P ERA WHIP	IP WLS BF H R ER SO BB IBB HBP BLK WP HR S P ERA WHIP	IP WLS BF H R ER SO BB IBB HBP BLK WP HR S P ERA WHIP	IP WLS BF H R ER SO BB IBB HBP BLK WP HR S P ERA WHIP	IP WLS BF H R ER SO BB IBB HBP BLK WP HR S P ERA WHIP	IP WLS BF H R ER SO BB IBB HBP BLK WP HR S P ERA WHIP

New York Mets @ Cleveland Indians
Jacobs Field, Cleveland, OH
Sat Jun 08 2002, 7:05 PM EDT
Att: 41,474 - Sunny - 74 F

AB 36
R 8
H 11
RBI 8
BB 2
SO 7
LOB 11




Batter	1	2	3	4	5	6	7	8	9	AB	R	H	RBI	BB	SO	LOB	BOTTOM								
Matt Lawton, L OBP: 0.346, SLG: 0.420	(1,9) C X 1-2 G4-3		(2,1) B X 2-1 L6		(4,2) B X 4-2 G6-4-3 BB		(1,0) B X 1-0 G4-3		(3,2) B X 3-2 F8	4	0	0	0	1	0	3									
Omar Vizquel, S OBP: 0.394, SLG: 0.516	(1,6) L C X 1-2 L7		(2,1) C X 2-1 1-H HR		(0,1) C X 0-1 G6-4-3		(0,1) C X 0-1 1B HR			4	2	2	5	0	0	1									
Ellis Burks, R OBP: 0.342, SLG: 0.458	(1,10) C X 0-1 F9		(1,2) C X 1-2 G1-3		(2,3) C X 2-3 K		(2,3) B X 2-3 G5-3			4	0	0	0	0	1	0									
Jim Thome, L OBP: 0.427, SLG: 0.619		(2,0) B X 2-0 G3		(0,3) C X 0-3 K		(4,2) B X 4-2 CS BB		(2,3) B X 2-3 K		3	0	0	0	1	2	0									
Bill Selby, L OBP: 0.273, SLG: 0.111		(2,2) C X 2-2 G1-3		(1,2) C X 1-2 G3-1		(3,3) C X 3-3 K		(0,3) C X 0-3 K		4	0	0	0	0	2	1									
Milton Bradley, S OBP: 0.363, SLG: 0.418		(4,2) B X 4-2 BB		(1,1) C X 1-1 1B 1B		(0,1) F X 0-1 F8		(4,1) B X 4-1 BB		2	1	1	0	2	0	0									
Ricky Gutierrez, R OBP: 0.281, SLG: 0.293		(2,3) B X 2-3 K		(1,2) C X 1-2 1B 1B		(1,3) C X 1-3 1B		(1,0) B X 1-0 G4-3 1B HR		4	1	2	0	0	2	2									
Chris Magruder, S OBP: 0.304, SLG: 0.400			(1,1) C X 1-1 G1-3		(0,0) C X 0-0 1B		(1,3) B X 1-3 K		(3,3) B X 3-3 K	4	0	1	1	0	2	1									
Einar Diaz, R OBP: 0.279, SLG: 0.338			(1,2) C X 1-2 HR 1B		(1,1) C X 1-1 L6		(0,0) C X 0-0 1B HR		(1,3) B X 1-3 K	4	2	2	0	0	1	2									
										4	2	2	0	0	1	2									
Inning Stats	R: 0 E: 0 K: 0 S: 9	H: 0 LOB: 0 BB: 0 P: 11	R: 0 E: 0 K: 1 S: 9	H: 0 LOB: 1 BB: 1 P: 19	R: 2 E: 0 K: 0 S: 12	H: 2 LOB: 0 BB: 0 P: 19	R: 1 E: 0 K: 1 S: 21	H: 3 LOB: 2 BB: 0 P: 24	R: 0 E: 0 K: 1 S: 7	H: 0 LOB: 0 BB: 1 P: 13	R: 0 E: 0 K: 1 S: 8	H: 0 LOB: 0 BB: 1 P: 15	R: 3 E: 0 K: 1 S: 12	H: 3 LOB: 0 BB: 0 P: 16	R: 0 E: 0 K: 3 S: 11	H: 0 LOB: 1 BB: 1 P: 17	R: 0 E: 0 K: 2 S: 10	H: 0 LOB: 0 BB: 0 P: 17	1B: 6 2B: 1 3B: 0 HR: 2	SF: 0 SAC: 0 DP: 2 HBP: 0	WP: 0 PB: 0 SB: 0 CS: 1	PA: 37			
PITCHER	IP WLS BF H R ER SO BB IBB HBP BLK WP HR S P ERA WHIP	IP WLS BF H R ER SO BB IBB HBP BLK WP HR S P ERA WHIP	IP WLS BF H R ER SO BB IBB HBP BLK WP HR S P ERA WHIP	IP WLS BF H R ER SO BB IBB HBP BLK WP HR S P ERA WHIP	IP WLS BF H R ER SO BB IBB HBP BLK WP HR S P ERA WHIP	IP WLS BF H R ER SO BB IBB HBP BLK WP HR S P ERA WHIP	IP WLS BF H R ER SO BB IBB HBP BLK WP HR S P ERA WHIP	IP WLS BF H R ER SO BB IBB HBP BLK WP HR S P ERA WHIP	IP WLS BF H R ER SO BB IBB HBP BLK WP HR S P ERA WHIP	IP WLS BF H R ER SO BB IBB HBP BLK WP HR S P ERA WHIP	IP WLS BF H R ER SO BB IBB HBP BLK WP HR S P ERA WHIP	IP WLS BF H R ER SO BB IBB HBP BLK WP HR S P ERA WHIP	IP WLS BF H R ER SO BB IBB HBP BLK WP HR S P ERA WHIP	IP WLS BF H R ER SO BB IBB HBP BLK WP HR S P ERA WHIP	IP WLS BF H R ER SO BB IBB HBP BLK WP HR S P ERA WHIP	IP WLS BF H R ER SO BB IBB HBP BLK WP HR S P ERA WHIP	IP WLS BF H R ER SO BB IBB HBP BLK WP HR S P ERA WHIP	IP WLS BF H R ER SO BB IBB HBP BLK WP HR S P ERA WHIP	IP WLS BF H R ER SO BB IBB HBP BLK WP HR S P ERA WHIP	IP WLS BF H R ER SO BB IBB HBP BLK WP HR S P ERA WHIP	IP WLS BF H R ER SO BB IBB HBP BLK WP HR S P ERA WHIP	IP WLS BF H R ER SO BB IBB HBP BLK WP HR S P ERA WHIP	IP WLS BF H R ER SO BB IBB HBP BLK WP HR S P ERA WHIP	IP WLS BF H R ER SO BB IBB HBP BLK WP HR S P ERA WHIP	IP WLS BF H R ER SO BB IBB HBP BLK WP HR S P ERA WHIP

New York Mets @ Cleveland Indians
Jacobs Field, Cleveland, OH
Sat Jun 08 2002, 7:05 PM EDT
Att: 41,474 - Sunny - 74 F

AB 33
R 6
H 8
RBI 6
BB 4
SO 10
LOB 10



Batter	1	2	3	4	5	6	7	8	9	AB	R	H	RBI	BB	SO	LOB	TOP										
Timo Perez, L OBP: 0.333, SLG: 0.492	G4-3		B1-3			P6		HR		4	1	1	1	0	0	1	New York Mets @ Cleveland Indians Jacobs Field, Cleveland, OH Sun Jun 09 2002, 1:05 PM EDT Att: 39,436 - Sunny - 78 F										
Eduardo Alfonso, R OBP: 0.429, SLG: 0.421	G5-3			K		31 1B HBP		1B		3	1	1	0	0	1	0											
Roberto Alomar, S OBP: 0.327, SLG: 0.361	G4-3			31 G4-3 1B		31 1B		31 G6-4-3 1B		4	0	3	1	0	0	0											
31 Mike Piazza, R OBP: 0.351, SLG: 0.497		1-2 1B		G4-3		1-2 2-H 1B		G6-4-3		4	0	2	1	0	0	3											
Mo Vaughn, L OBP: 0.330, SLG: 0.327		3-3 K			0-0 F8	2-3 K			0-0 L6	4	0	0	0	0	2	3											
Jeremy Burnitz, L OBP: 0.321, SLG: 0.343		0-3 K			1-3 K		2-2 G4-3 1B		0-1 E4 1B	4	0	1	0	0	2	1											
Tony Tarasco, L OBP: 0.111, SLG: 0.167		2-2 F7			2-1 F9		2-3 K		0-0 L8	2	0	0	0	0	0	1											
John Valentin, R OBP: 0.344, SLG: 0.395										2	0	0	0	0	1	2											
Roger Cedeno, S OBP: 0.316, SLG: 0.332			0-2 G4-3			4-2 HBP 1B BB	3-2 G4-3		0-1 D1 1B	3	1	1	0	1	0	1											
Rey Ordonez, R OBP: 0.266, SLG: 0.318			2-3 K			1-3 K		1-0 G6-3	0-3 K	4	0	0	0	0	3	3											
Inning Stats	R: 0 E: 0 K: 0 S: 9	H: 0 LOB: 0 BB: 0 P: 13	R: 0 E: 0 K: 2 S: 13	H: 1 LOB: 1 BB: 0 P: 19	R: 0 E: 0 K: 1 S: 8	H: 0 LOB: 0 BB: 0 P: 10	R: 0 E: 0 K: 1 S: 10	H: 1 LOB: 0 BB: 0 P: 15	R: 0 E: 0 K: 1 S: 8	H: 0 LOB: 0 BB: 0 P: 11	R: 2 E: 0 K: 2 S: 15	H: 2 LOB: 2 BB: 1 P: 25	R: 0 E: 0 K: 1 S: 10	H: 1 LOB: 0 BB: 0 P: 17	R: 1 E: 0 K: 0 S: 21	H: 3 LOB: 1 BB: 0 P: 28	R: 0 E: 1 K: 1 S: 9	H: 1 LOB: 2 BB: 0 P: 9	1B: 8 2B: 0 3B: 0 HR: 1	SF: 0 SAC: 0 DP: 3 HBP: 1	WP: 0 PB: 0 SB: 0 CS: 0	PA: 36					
PITCHER	IP	WLS	BF	H	R	ER	SO	BB	IBB	HBP	BLK	WP	HR	S	P	ERA	WHIP										
Ryan Drese, R ERA: 5.71	5.2	W	22	4	2	2	6	1	0	1	0	0	0	60	88	3.18	0.882										
Ricardo Rincon, L ERA: 2.92	1.1	H	4	1	0	0	2	0	0	0	0	0	0	13	22	0.00	0.750										
David Riske, R ERA: 4.68	0.1		4	3	1	1	0	0	0	0	0	0	0	1	18	27.00	9.000										
Paul Shuey, R ERA: 2.52	0.2		1	0	0	0	0	0	0	0	0	0	0	3	3	0.00	0.000										
Bob Wickman, R ERA: 4.64	1.0		5	1	0	0	1	0	0	0	0	0	0	9	9	0.00	1.000										
Batter	1	2	3	4	5	6	7	8	9	AB	R	H	RBI	BB	SO	LOB	BOTTOM										
Matt Lawton, L OBP: 0.391, SLG: 0.423	G3		4-1 1B E	4-2 1B FC1 BB		1-1 G4-3 2B		3-2 P4		3	2	1	1	2	0	0	New York Mets @ Cleveland Indians Jacobs Field, Cleveland, OH Sun Jun 09 2002, 1:05 PM EDT Att: 39,436 - Sunny - 78 F										
Chris Magruder, S OBP: 0.304, SLG: 0.400				1-2 2-3 3-H 1B		0-1 G4-3		2-0 G6-3		5	0	2	2	0	0	1											
Omar Vizquel, S OBP: 0.394, SLG: 0.513	G4-3		0-0 E7 F9 1-H 1B	1-2 FC1 1B		2-3 G4-3		3-3 K		5	0	0	1	0	2	3											
Ellis Burks, R OBP: 0.335, SLG: 0.447	G6-3		0-0 F9	1-2 FC1		3-3 K		3-3 K		5	0	0	1	0	2	3											
Jim Thome, L OBP: 0.424, SLG: 0.612		0-0 L3	3-3 K	1-3 K			1-0 FC3 E 1B			4	1	1	0	0	2	3											
Milton Bradley, S OBP: 0.368, SLG: 0.422		2-1 1B 1B		SH2-4 1B			1-1 FC3 E SF8			4	2	2	0	0	1	3											
Ricky Gutierrez, R OBP: 0.289, SLG: 0.299		2-0 1B		4-1 1B SH2-4 BB BB	1-0 FC5-4 1B		0-2 L7			3	1	2	0	1	0	2											
Chad Allen, R OBP: 0.167, SLG: 0.333		1-3 K		0-0 SH2-4	1-0 FC5-4 G4-3		2-1 E3			3	0	0	0	0	1	4											
Einar Diaz, R OBP: 0.278, SLG: 0.333	G4-3		0-1 G4-3	4-0 BB 1B 1B IBB	1-2 G4-3		0-2 SF8			2	1	0	1	1	0	3											
John McDonald, R OBP: 0.300, SLG: 0.316			2-3 K	0-0 1-2 2-3 3-H 1B		2-3 K		2-3 3-H 1-3 K		4	1	1	1	0	3	1											
Inning Stats	R: 0 E: 0 K: 0 S: 6	H: 2 LOB: 2 BB: 0 P: 14	R: 1 E: 1 K: 2 S: 9	H: 1 LOB: 1 BB: 1 P: 18	R: 5 E: 0 K: 2 S: 20	H: 3 LOB: 2 BB: 3 P: 37	R: 0 E: 0 K: 2 S: 11	H: 1 LOB: 1 BB: 0 P: 17	R: 2 E: 2 K: 1 S: 14	H: 1 LOB: 1 BB: 0 P: 19	R: 0 E: 0 K: 1 S: 10	H: 0 LOB: 0 BB: 0 P: 18	1B: 8 2B: 1 3B: 0 HR: 0	SF: 1 SAC: 1 DP: 1 HBP: 0	WP: 0 PB: 0 SB: 1 CS: 0	PA: 39											
PITCHER	IP	WLS	BF	H	R	ER	SO	BB	IBB	HBP	BLK	WP	HR	S	P	ERA	WHIP										
Shawn Estes, L ERA: 4.83	5.0	L	26	7	6	6	5	3	1	0	0	0	0	50	88	10.80	2.000										
Satoru Komiya, R ERA: 3.77	2.0		10	2	2	0	3	0	0	0	0	0	0	25	36	0.00	1.000										
Bobby Jones, L ERA:	1.0		3	0	0	0	1	0	0	0	0	0	0	10	18	0.00	0.000										

Batter	1	2	3	4	5	6	7	8	9	AB	R	H	RBI	BB	SO	LOB	TOP					
11 Jimmy Rollins, S OBP: 0.337, SLG: 0.480	F9		E				G6-3		P6	5	1	2	0	0	0	1	Philadelphia Phillies @ Cleveland Indians Jacobs Field, Cleveland, OH Mon Jun 10 2002, 7:05 PM EDT Att: 28,440 - Sunny - 87 F					
Jason Michaels, R OBP: 0.358, SLG: 0.612	G4-3		E1				G6-4-3		K2-3	5	0	1	0	0	1	2						
Bobby Abreu, L OBP: 0.424, SLG: 0.500	BB		FC4-6				G6-3		FC5	3	1	1	0	2	0	2						
Pat Burrell, R OBP: 0.394, SLG: 0.609	BB		K				K		FC5	4	0	1	1	1	2	4						
Mike Lieberthal, R OBP: 0.302, SLG: 0.377	BB		F9				P2		K	3	0	0	0	1	1	2						
Scott Rolen, R OBP: 0.351, SLG: 0.452	L7						G6-3		K	3	0	0	0	1	1	3						
Travis Lee, L OBP: 0.342, SLG: 0.379			G6-4-3				K		G4-3	4	0	1	0	0	1	1						
Tomas Perez, S OBP: 0.333, SLG: 0.455			G6-4-3				K		K	4	0	1	0	0	2	2						
Doug Glanville, R OBP: 0.283, SLG: 0.297			G6-3				G2-3		FC5	4	1	2	0	0	0	1						
Inning Stats	R: 0 H: 1 E: 0 K: 0 S: 17	H: 1 LOB: 3 BB: 2 P: 31	R: 0 H: 1 E: 0 K: 0 S: 7	H: 1 LOB: 0 BB: 0 P: 10	R: 1 H: 1 E: 1 K: 1 S: 15	H: 1 LOB: 1 BB: 0 P: 20	R: 0 H: 0 E: 0 K: 2 S: 7	H: 0 LOB: 0 BB: 0 P: 11	R: 2 H: 3 E: 0 K: 0 S: 11	H: 1 LOB: 1 BB: 0 P: 14	R: 0 H: 1 E: 0 K: 1 S: 8	H: 1 LOB: 1 BB: 0 P: 10	R: 0 H: 0 E: 0 K: 2 S: 8	H: 0 LOB: 2 BB: 1 P: 14	R: 0 H: 1 E: 0 K: 1 S: 9	H: 1 LOB: 2 BB: 1 P: 16		1B: 6 2B: 2 3B: 1 HR: 0	SF: 0 SAC: 0 DP: 2 HBP: 0	WP: 0 PB: 0 SB: 5 CS: 0	PA: 40	
PITCHER	IP	WLS	BF	H	R	ER	SO	BB	IBB	HBP	BLK	WP	HR	S	P	ERA		WHIP				
CC Sabathia, L ERA: 5.17	6.2	L	30	8	3	3	4	3	0	0	0	0	0	73	111	4.05		1.650				
Mark Wohlers, R ERA: 7.35	1.1		5	0	0	0	3	1	0	0	0	0	0	11	17	0.00		0.750				
Chad Paronto, R ERA: 4.35	1.0		5	1	0	0	1	0	1	0	0	0	0	9	16	0.00		1.000				

Batter	1	2	3	4	5	6	7	8	9	AB	R	H	RBI	BB	SO	LOB	BOTTOM					
Chris Magruder, S OBP: 0.283, SLG: 0.370	G3		G3-1				G3-1			4	0	0	0	0	1	0	Philadelphia Phillies @ Cleveland Indians Jacobs Field, Cleveland, OH Mon Jun 10 2002, 7:05 PM EDT Att: 28,440 - Sunny - 87 F					
Omar Vizquel, S OBP: 0.392, SLG: 0.509	G1-3		G5-3				G3		G1-3	4	0	1	0	0	0	0						
Matt Lawton, L OBP: 0.353, SLG: 0.422	WP		BB				G3		P6	3	1	1	0	1	0	1						
Jim Thome, L OBP: 0.421, SLG: 0.603	BB		L7				G1-3		G1-3	3	0	0	0	1	0	2						
Milton Bradley, S OBP: 0.374, SLG: 0.425	BB		BB				K		F8	4	0	2	1	0	1	1						
Ricky Gutierrez, R OBP: 0.293, SLG: 0.302	G6-3		BB				FC4-6		G4-6-3	4	0	2	0	0	0	3						
Bill Selby, L OBP: 0.267, SLG: 0.083			G3				G1-3		G4-6-3	3	0	0	0	1	0	2						
Einar Diaz, R OBP: 0.278, SLG: 0.327			G6-3				G5-3		BB	3	0	0	0	1	0	2						
John McDonald, R OBP: 0.279, SLG: 0.293			G4-3				G1-3		F9	3	0	0	0	0	1	2						
Travis Fryman, R OBP: 0.283, SLG: 0.330							K			1	0	0	0	0	0	1						
Inning Stats	R: 1 H: 2 E: 0 K: 0 S: 12	H: 2 LOB: 2 BB: 1 P: 20	R: 0 H: 0 E: 0 K: 0 S: 9	H: 0 LOB: 0 BB: 0 P: 16	R: 0 H: 0 E: 0 K: 1 S: 10	H: 0 LOB: 1 BB: 1 P: 16	R: 0 H: 1 E: 0 K: 1 S: 12	H: 1 LOB: 2 BB: 1 P: 22	R: 0 H: 0 E: 0 K: 1 S: 6	H: 0 LOB: 0 BB: 0 P: 10	R: 0 H: 1 E: 0 K: 0 S: 10	H: 1 LOB: 1 BB: 0 P: 15	R: 0 H: 0 E: 0 K: 1 S: 7	H: 0 LOB: 0 BB: 0 P: 12	R: 0 H: 1 E: 0 K: 0 S: 6	H: 1 LOB: 1 BB: 0 P: 12	R: 0 H: 1 E: 0 K: 0 S: 8	H: 1 LOB: 1 BB: 1 P: 16	1B: 6 2B: 0 3B: 0 HR: 0	SF: 0 SAC: 0 DP: 1 HBP: 0	WP: 1 PB: 0 SB: 0 CS: 0	PA: 36
PITCHER	IP	WLS	BF	H	R	ER	SO	BB	IBB	HBP	BLK	WP	HR	S	P	ERA	WHIP					
Terry Adams, R ERA: 4.11	6.0	W	25	4	1	1	2	3	0	0	0	0	0	9	14	0.00	1.000					
Jose Santiago, R ERA: 5.49	1.0	H	4	1	0	0	1	0	0	0	0	0	0	3	7	0.00	0.000					
Dan Plesac, L ERA: 3.86	0.2	H	2	0	0	0	0	0	0	0	0	0	0	1	3	0.00	0.000					
Ricky Bottalico, R ERA: 3.6	0.1	H	1	0	0	0	0	0	0	0	0	0	0	1	3	0.00	0.000					
Jose Mesa, R ERA: 2.73	1.0	S	4	1	0	0	0	1	0	0	0	0	0	8	16	0.00	2.000					



Batter	1	2	3	4	5	6	7	8	9	AB	R	H	RBI	BB	SO	LOB	TOP				
11 Jimmy Rollins, S OBP: 0.336, SLG: 0.477	G4-3		1B			FC6-4		F9		4	0	1	0	0	0	2					
Marlon Anderson, L OBP: 0.341, SLG: 0.459	G2-3		F8			F7			BB 2B 1B	4	1	1	0	0	0	2					
Bobby Abreu, L OBP: 0.425, SLG: 0.498	FC6-4 1B					F9			2B BB 1-2	3	0	1	0	1	0	1					
Pat Burrell, R OBP: 0.391, SLG: 0.607	FC6-4 1-2				G6-3				BB 2B 1-3 2-H	4	0	1	1	0	1	1					
Jeremy Giambi, L OBP: 0.422, SLG: 0.505					F8				BB K 1-3	3	0	0	0	1	1	2					
Scott Rolen, R OBP: 0.346, SLG: 0.444	P3				G4-3				K K 1-3	4	0	0	0	0	1	3					
Travis Lee, L OBP: 0.340, SLG: 0.382	K				G4-3				K 2B 1-3	4	0	1	0	0	2	3					
Mike Lieberthal, R OBP: 0.298, SLG: 0.371			F8		G6-3				G5-3	3	0	0	0	0	0	1					
Doug Glanville, R OBP: 0.284, SLG: 0.297			F9						K	3	0	1	0	0	1	1					
									11 FC6-4 1B												
Inning Stats	R: 0 E: 0 K: 0 S: 9	H: 1 LOB: 1 BB: 0 P: 13	R: 0 E: 0 K: 1 S: 8	H: 0 LOB: 1 BB: 1 P: 15	R: 0 E: 0 K: 0 S: 13	H: 1 LOB: 1 BB: 0 P: 16	R: 0 E: 0 K: 0 S: 12	H: 0 LOB: 0 BB: 0 P: 17	R: 0 E: 0 K: 0 S: 6	H: 1 LOB: 1 BB: 0 P: 10	R: 0 E: 0 K: 1 S: 6	H: 0 LOB: 0 BB: 0 P: 9	R: 0 E: 0 K: 1 S: 15	H: 1 LOB: 1 BB: 0 P: 21	R: 1 E: 0 K: 3 S: 13	H: 2 LOB: 2 BB: 1 P: 23	1B: 4 2B: 3 3B: 0 HR: 0	SF: 0 SAC: 0 DP: 1 HBP: 0	WP: 0 PB: 0 SB: 0 CS: 1	PA: 34	
PITCHER	IP	WLS	BF	H	R	ER	SO	BB	IBB	HBP	BLK	WP	HR	S	P	ERA	WHIP				
Bartolo Colon, R ERA: 2.57	8.0	W	31	6	1	1	3	2	0	0	0	0	0	81	120	1.12	1.000				
Bob Wickman, R ERA: 4.43	1.0	S	3	0	0	0	3	0	0	0	0	0	0	9	14	0.00	0.000				

Philadelphia Phillies @ Cleveland Indians
Jacobs Field, Cleveland, OH
Tue Jun 11 2002, 7:05 PM EDT
Att: 30,238 - Sunny - 85 F

AB	32
R	1
H	6
RBI	1
BB	2
SO	6
LOB	16



Batter	1	2	3	4	5	6	7	8	9	AB	R	H	RBI	BB	SO	LOB	BOTTOM				
Matt Lawton, L OBP: 0.355, SLG: 0.427	F8					F8				4	2	2	0	0	0	0					
Chris Magruder, S OBP: 0.283, SLG: 0.370			E7 HR	1B	2B					0	0	0	0	0	0	0					
Omar Vizquel, S OBP: 0.394, SLG: 0.508	1B		G3			G3				4	1	2	1	0	0	1					
Ellis Burks, R OBP: 0.333, SLG: 0.443	1B		K			K				4	0	1	0	0	2	2					
Jim Thome, L OBP: 0.426, SLG: 0.602	1B		HR			K				2	1	1	1	2	1	0					
Milton Bradley, S OBP: 0.369, SLG: 0.451	F2		HR			L8				4	1	1	3	0	0	3					
Travis Fryman, R OBP: 0.282, SLG: 0.325	K		BB			F9				3	0	0	0	1	2	3					
Ricky Gutierrez, R OBP: 0.288, SLG: 0.297			P6			FC6-4				4	0	0	0	0	0	2					
Chad Allen, R OBP: 0.111, SLG: 0.222						F9				3	0	0	0	0	1	0					
Einar Diaz, R OBP: 0.273, SLG: 0.321	F7					G6-3				3	0	0	0	0	0	0					
Inning Stats	R: 1 E: 0 K: 1 S: 16	H: 3 LOB: 2 BB: 0 P: 25	R: 0 E: 0 K: 0 S: 5	H: 0 LOB: 0 BB: 0 P: 8	R: 3 E: 1 K: 1 S: 15	H: 2 LOB: 1 BB: 2 P: 28	R: 1 E: 0 K: 1 S: 13	H: 2 LOB: 1 BB: 0 P: 18	R: 0 E: 0 K: 0 S: 6	H: 0 LOB: 0 BB: 1 P: 13	R: 0 E: 0 K: 2 S: 8	H: 0 LOB: 0 BB: 0 P: 11	R: 0 E: 0 K: 1 S: 7	H: 0 LOB: 0 BB: 0 P: 9	R: 0 E: 0 K: 3 S: 13	H: 0 LOB: 0 BB: 1 P: 23	1B: 5 2B: 1 3B: 0 HR: 1	SF: 0 SAC: 0 DP: 0 HBP: 0	WP: 0 PB: 0 SB: 0 CS: 0	PA: 34	
PITCHER	IP	WLS	BF	H	R	ER	SO	BB	IBB	HBP	BLK	WP	HR	S	P	ERA	WHIP				
Randy Wolf, L ERA: 5.0	5.0	L	25	7	5	5	3	3	0	0	0	0	1	55	92	9.00	2.000				
48 David Coggin, R ERA: 6.69	3.0		9	0	0	0	3	0	0	0	0	0	0	19	25	0.00	0.000				

Philadelphia Phillies @ Cleveland Indians
Jacobs Field, Cleveland, OH
Tue Jun 11 2002, 7:05 PM EDT
Att: 30,238 - Sunny - 85 F

AB	31
R	5
H	7
RBI	5
BB	3
SO	6
LOB	11



Batter	1	2	3	4	5	6	7	8	9	AB	R	H	RBI	BB	SO	LOB	TOP																				
11 Jimmy Rollins, S OBP: 0.337, SLG: 0.481	G1-3		G3 1B			SF8		F7		4	1	2	1	0	0	0																					
Marlon Anderson, L OBP: 0.338, SLG: 0.450	G3-1		G3			K			BB 2B BB	4	1	0	0	1	2	4																					
Bobby Abreu, L OBP: 0.429, SLG: 0.495	G1-3								BB 2B BB	3	1	1	1	2	1	0																					
Pat Burrell, R OBP: 0.395, SLG: 0.607 Jason Michaels, R OBP: 0.358, SLG: 0.612		HR 1B	K						F7	5	1	3	0	0	1	4																					
Jeremy Giambi, L OBP: 0.426, SLG: 0.521		HR							2B BB	4	2	2	2	1	1	2																					
Scott Rolen, R OBP: 0.339, SLG: 0.435	K								K	5	0	0	0	0	4	5																					
Travis Lee, L OBP: 0.350, SLG: 0.390										3	1	2	3	2	1	2																					
Mike Lieberthal, R OBP: 0.295, SLG: 0.366	G5-4-3								F9	5	0	1	0	0	0	3																					
Doug Glanville, R OBP: 0.279, SLG: 0.291										4	0	0	0	0	1	2																					
Inning Stats	R: 0 E: 0 K: 0 S: 8	H: 0 LOB: 0 BB: 0 P: 13	R: 2 E: 0 K: 1 S: 8	H: 2 LOB: 0 BB: 1 P: 19	R: 0 E: 0 K: 1 S: 12	H: 1 LOB: 2 BB: 1 P: 23	R: 0 E: 0 K: 0 S: 6	H: 0 LOB: 1 BB: 1 P: 15	R: 1 E: 0 K: 2 S: 17	H: 3 LOB: 2 BB: 0 P: 24	R: 0 E: 0 K: 3 S: 15	H: 2 LOB: 2 BB: 0 P: 22	R: 0 E: 0 K: 1 S: 7	H: 0 LOB: 0 BB: 0 P: 12	R: 3 E: 0 K: 1 S: 21	H: 1 LOB: 1 BB: 3 P: 36	1B: 8 2B: 2 3B: 0 HR: 1	SF: 1 SAC: 0 DP: 1 HBP: 0	WP: 0 PB: 0 SB: 0 CS: 0	PA: 44																	
PITCHER	IP	WLS	BF	H	R	ER	SO	BB	IBB	HBP	BLK	WP	HR	S	P	ERA	WHIP	PITCHER	IP	WLS	BF	H	R	ER	SO	BB	IBB	HBP	BLK	WP	HR	S	P	ERA	WHIP		
Danys Baez, R ERA: 4.44	5.0		23	6	3	3	4	3	0	0	0	0	0	1	51	94	5.40	1.800	Nerio Rodriguez, R ERA:	0.1		1	0	0	0	0	0	0	0	0	0	4	5	0.00	0.000		
Chad Paronto, R ERA: 4.29	0.1	L	4	2	1	0	1	0	0	0	0	0	0	0	10	14	0.00	6.000																			
Ricardo Rincon, L ERA: 2.7	1.0		5	2	0	0	2	0	0	0	0	0	0	0	12	18	0.00	2.000																			
Mark Wohlers, R ERA: 6.91	1.2		5	0	0	0	3	0	0	0	0	0	0	0	14	23	0.00	0.000																			
David Riske, R ERA: 5.61	0.2		6	1	3	3	1	3	0	0	0	0	0	0	17	31	40.50	6.000																			
Batter	1	2	3	4	5	6	7	8	9	AB	R	H	RBI	BB	SO	LOB	BOTTOM																				
Matt Lawton, L OBP: 0.356, SLG: 0.431	K								G3-1	5	1	2	1	0	1	0																					
Omar Vizquel, S OBP: 0.397, SLG: 0.508	S G6-3 1B								WP 1B HBP	4	0	2	1	0	1	2																					
Ellis Burks, R OBP: 0.335, SLG: 0.447	G6-3								WP 1B	5	0	2	0	0	0	2																					
Jim Thome, L OBP: 0.433, SLG: 0.601									WP BB	2	0	1	0	3	1	0																					
Milton Bradley, S OBP: 0.361, SLG: 0.438	K								G4-6-3	5	0	1	0	0	2	7																					
Travis Fryman, R OBP: 0.281, SLG: 0.321										3	1	0	0	1	1	4																					
Ricky Gutierrez, R OBP: 0.291, SLG: 0.300 John McDonald, R OBP: 0.279, SLG: 0.293										4	1	2	0	0	0	1																					
Chris Magruder, S OBP: 0.266, SLG: 0.351										3	0	0	1	0	1	1																					
Einar Diaz, R OBP: 0.273, SLG: 0.320										4	0	1	0	0	0	2																					
Inning Stats	R: 0 E: 0 K: 2 S: 14	H: 1 LOB: 2 BB: 1 P: 23	R: 3 E: 0 K: 0 S: 17	H: 3 LOB: 1 BB: 1 P: 31	R: 0 E: 0 K: 0 S: 8	H: 2 LOB: 1 BB: 0 P: 11	R: 0 E: 0 K: 1 S: 10	H: 0 LOB: 0 BB: 0 P: 15	R: 0 E: 0 K: 1 S: 14	H: 1 LOB: 2 BB: 1 P: 27	R: 0 E: 0 K: 1 S: 11	H: 2 LOB: 2 BB: 0 P: 16	R: 0 E: 0 K: 1 S: 7	H: 0 LOB: 0 BB: 0 P: 12	R: 0 E: 0 K: 1 S: 17	H: 1 LOB: 1 BB: 0 P: 22	R: 0 E: 0 K: 0 S: 10	H: 1 LOB: 2 BB: 1 P: 21	1B: 9 2B: 2 3B: 0 HR: 0	SF: 1 SAC: 0 DP: 2 HBP: 1	WP: 1 PB: 0 SB: 1 CS: 0	PA: 41															
PITCHER	IP	WLS	BF	H	R	ER	SO	BB	IBB	HBP	BLK	WP	HR	S	P	ERA	WHIP	PITCHER	IP	WLS	BF	H	R	ER	SO	BB	IBB	HBP	BLK	WP	HR	S	P	ERA	WHIP		
Vicente Padilla, R ERA: 2.96	6.1		30	9	3	3	5	2	1	0	0	0	0	0	77	126	4.26	1.737																			
Dan Plesac, L ERA: 3.79	0.1	H	1	0	0	0	1	0	0	0	0	0	0	3	6	0.00	0.000																				
Ricky Bottalico, R ERA: 3.42	1.1	H	5	1	0	0	1	0	0	0	0	0	0	18	25	0.00	0.750																				
Jose Mesa, R ERA: 2.84	1.0		5	1	0	0	0	1	0	1	0	1	0	10	21	0.00	2.000																				

Philadelphia Phillies @ Cleveland Indians
Jacobs Field, Cleveland, OH
Wed Jun 12 2002, 7:05 PM EDT
Att: 35,783 - Sunny - 80 F

AB 37
R 7
H 11
RBI 7
BB 6
SO 11
LOB 22



Philadelphia Phillies @ Cleveland Indians
Jacobs Field, Cleveland, OH
Wed Jun 12 2002, 7:05 PM EDT
Att: 35,783 - Sunny - 80 F

AB 35
R 3
H 11
RBI 3
BB 4
SO 7
LOB 19



Batter	1	2	3	4	5	6	7	8	9	AB	R	H	RBI	BB	SO	LOB	TOP				
Matt Lawton, L OBP: 0.350, SLG: 0.421 Chad Allen, R OBP: 0.100, SLG: 0.200	2-1 G4-3	1-2 F7				2-2 FC1-4 BB 1B	0-3 K	1-2 FC5-2-6		4	0	1	0	0	1	3					
Omar Vizquel, S OBP: 0.395, SLG: 0.510	2-2 G3		1-2 HR		4-1 FC1-4 BB 1-2	2-0 F9		4-1 BB		3	1	1	1	2	0	2					
Ellis Burks, R OBP: 0.332, SLG: 0.453 Chris Magruder, S OBP: 0.261, SLG: 0.371	1-0 G6-3		0-1 G6-3		2-2 FC1-4 G3 1-2 2-3		0-2 P6	2-3 K		4	0	0	0	0	0	2					
Jim Thome, L OBP: 0.423, SLG: 0.581		3-2 BB 3B 1B	1-3 K		0-0 G3 1-2		0-3 K		0-3 K	5	1	1	0	0	3	2					
Milton Bradley, S OBP: 0.359, SLG: 0.423		4-2 BB 3B 1-2	1-2 G3		2-3 K		0-1 S 1B	1-1 G6-3 1B		4	1	2	0	1	1	2					
Travis Fryman, R OBP: 0.292, SLG: 0.330		3-2 BB 1B 3B 1-H 2-H		2-2 F9		4-2 2B G4-3 BB	4-2 BB	2-0 G6-3 1B		3	2	2	2	2	0	0					
Einar Diaz, R OBP: 0.271, SLG: 0.322	1-1 G6-3		0-0 G6-3		0-2 G4-3 1-3 2B		2-1 G5-3	1-2 G6-3		5	0	1	0	0	0	5					
John McDonald, R OBP: 0.313, SLG: 0.391		0-0 SH3 1B 3-H	0-1 2B		0-2 G4-3 2-3 3-H 4-2		1-0 G6-3 3B	0-3 K		5	0	3	2	0	1	3					
Ryan Drese, R Ricardo Rincon, L David Riske, R Mark Wohlers, R Bob Wickman, R		0-0 SH3 1-2	1-1 F9		1-1 F9 BB		1-0 G6-3			1	0	0	0	1	0	1					
Inning Stats	R: 0 E: 0 K: 0 S: 7	H: 0 LOB: 0 BB: 0 P: 12	R: 3 E: 0 K: 0 S: 17	H: 3 LOB: 1 BB: 1 P: 29	R: 1 E: 0 K: 1 S: 12	H: 1 LOB: 0 BB: 0 P: 15	R: 0 E: 0 K: 0 S: 8	H: 1 LOB: 1 BB: 0 P: 11	R: 0 E: 0 K: 1 S: 14	H: 1 LOB: 2 BB: 1 P: 24	R: 0 E: 0 K: 1 S: 16	H: 1 LOB: 2 BB: 2 P: 26	R: 0 E: 0 K: 1 S: 12	H: 1 LOB: 2 BB: 1 P: 18	R: 0 E: 0 K: 1 S: 12	H: 1 LOB: 2 BB: 0 P: 21	R: 0 E: 0 K: 2 S: 12	H: 2 LOB: 2 BB: 0 P: 16	1B: 6 2B: 2 3B: 2 HR: 1	SF: 0 SAC: 1 DP: 0 HBP: 0	WP: 0 PA: 44 PB: 0 SB: 1 CS: 0
PITCHER	IP WLS BF H R ER SO BB IBB HBP BLK WP HR S P ERA WHIP	IP WLS BF H R ER SO BB IBB HBP BLK WP HR S P ERA WHIP	IP WLS BF H R ER SO BB IBB HBP BLK WP HR S P ERA WHIP	IP WLS BF H R ER SO BB IBB HBP BLK WP HR S P ERA WHIP	IP WLS BF H R ER SO BB IBB HBP BLK WP HR S P ERA WHIP	IP WLS BF H R ER SO BB IBB HBP BLK WP HR S P ERA WHIP	IP WLS BF H R ER SO BB IBB HBP BLK WP HR S P ERA WHIP	IP WLS BF H R ER SO BB IBB HBP BLK WP HR S P ERA WHIP	IP WLS BF H R ER SO BB IBB HBP BLK WP HR S P ERA WHIP	IP WLS BF H R ER SO BB IBB HBP BLK WP HR S P ERA WHIP	IP WLS BF H R ER SO BB IBB HBP BLK WP HR S P ERA WHIP	IP WLS BF H R ER SO BB IBB HBP BLK WP HR S P ERA WHIP	IP WLS BF H R ER SO BB IBB HBP BLK WP HR S P ERA WHIP	IP WLS BF H R ER SO BB IBB HBP BLK WP HR S P ERA WHIP	IP WLS BF H R ER SO BB IBB HBP BLK WP HR S P ERA WHIP	IP WLS BF H R ER SO BB IBB HBP BLK WP HR S P ERA WHIP	IP WLS BF H R ER SO BB IBB HBP BLK WP HR S P ERA WHIP	IP WLS BF H R ER SO BB IBB HBP BLK WP HR S P ERA WHIP	IP WLS BF H R ER SO BB IBB HBP BLK WP HR S P ERA WHIP	IP WLS BF H R ER SO BB IBB HBP BLK WP HR S P ERA WHIP	IP WLS BF H R ER SO BB IBB HBP BLK WP HR S P ERA WHIP

Cleveland Indians @ Colorado Rockies
Coors Field, Denver, CO
Fri Jun 14, 2002, 7:05 PM MDT
Att: 40,156 - Cloudy - 73 F

AB	37
R	5
H	11
RBI	5
BB	6
SO	7
LOB	24



Batter	1	2	3	4	5	6	7	8	9	AB	R	H	RBI	BB	SO	LOB	BOTTOM				
Juan Pierre, L OBP: 0.325, SLG: 0.319	0-2 CS 1B		0-1 G1-6-3		0-0 L7		1-3 K		1-0 S 1B	5	0	2	0	0	1	3					
Terry Shumpert, R OBP: 0.312, SLG: 0.358	2-3 K2-3 1-2			2-1 L8	2-0 F9		2-2 FC5-4 1-2		1-3 K	5	0	0	0	0	2	5					
Larry Walker, L OBP: 0.401, SLG: 0.554	1-3 K			0-0 G3-1		1-0 HR		0-2 G4-3	0-0 L6	5	1	1	1	0	1	2					
17 Todd Helton, L OBP: 0.439, SLG: 0.650		1-1 L5		0-0 WP 2B		0-0 FC4-6 WP 1B		2-2 G4-3	2-1 F8	5	1	2	0	0	0	1					
Todd Zeile, R OBP: 0.362, SLG: 0.488		3-1 G1-3		4-1 WP BB		4-1 FC4-6 1-2 BB		2-2 G5-3		2	0	0	0	2	0	0					
Todd Hollandsworth, L OBP: 0.338, SLG: 0.474		2-2 HBP		2-2 G3-1 1-2 2-3		0-0 FC4-6 1-2 2-3		1-2 2B 1B		3	1	1	0	0	0	4					
Juan Uribe, R OBP: 0.305, SLG: 0.341		1-3 K			0-0 F7	1-2 SF9		2-2 2B 1B		3	0	1	2	0	1	1					
Gary Bennett, R OBP: 0.287, SLG: 0.286 Greg Norton, S OBP: 0.294, SLG: 0.386 Bobby Estelella, R OBP: 0.326, SLG: 0.584			1-0 L3		0-1 1B	0-1 FC4-6 1-2		4-1 2B BB		3	0	1	0	0	0	1					
John Thomson, R Jose Ortiz, R Manny Soto, R Chris Magruder, S 40 Brian Fuentes, L Justin Speier, R Benny Aguiar, R Jose Jimenez, R			0-0 G4-3		0-2 1-2 1B		4-2 FC5-4 BB	3-2 G5-3		1	0	0	0	0	0	0					
Inning Stats	R: 0 E: 0 K: 2 S: 9	H: 1 LOB: 0 BB: 0 P: 12	R: 0 E: 0 K: 1 S: 10	H: 0 LOB: 0 BB: 0 P: 17	R: 0 E: 0 K: 0 S: 4	H: 0 LOB: 0 BB: 0 P: 5	R: 0 E: 0 K: 0 S: 9	H: 1 LOB: 2 BB: 1 P: 17	R: 0 E: 0 K: 0 S: 8	H: 2 LOB: 2 BB: 0 P: 10	R: 2 E: 0 K: 0 S: 8	H: 2 LOB: 1 BB: 1 P: 14	R: 0 E: 0 K: 1 S: 12	H: 0 LOB: 0 BB: 1 P: 19	R: 1 E: 0 K: 0 S: 17	H: 2 LOB: 2 BB: 1 P: 31	R: 0 E: 0 K: 1 S: 7	H: 1 LOB: 1 BB: 0 P: 11	1B: 6 2B: 2 3B: 0 HR: 1	SF: 1 SAC: 0 DP: 0 HBP: 1	WP: 2 PA: 40 PB: 0 SB: 1 CS: 1
PITCHER	IP WLS BF H R ER SO BB IBB HBP BLK WP HR S P ERA WHIP	IP WLS BF H R ER SO BB IBB HBP BLK WP HR S P ERA WHIP	IP WLS BF H R ER SO BB IBB HBP BLK WP HR S P ERA WHIP	IP WLS BF H R ER SO BB IBB HBP BLK WP HR S P ERA WHIP	IP WLS BF H R ER SO BB IBB HBP BLK WP HR S P ERA WHIP	IP WLS BF H R ER SO BB IBB HBP BLK WP HR S P ERA WHIP	IP WLS BF H R ER SO BB IBB HBP BLK WP HR S P ERA WHIP	IP WLS BF H R ER SO BB IBB HBP BLK WP HR S P ERA WHIP	IP WLS BF H R ER SO BB IBB HBP BLK WP HR S P ERA WHIP	IP WLS BF H R ER SO BB IBB HBP BLK WP HR S P ERA WHIP	IP WLS BF H R ER SO BB IBB HBP BLK WP HR S P ERA WHIP	IP WLS BF H R ER SO BB IBB HBP BLK WP HR S P ERA WHIP	IP WLS BF H R ER SO BB IBB HBP BLK WP HR S P ERA WHIP	IP WLS BF H R ER SO BB IBB HBP BLK WP HR S P ERA WHIP	IP WLS BF H R ER SO BB IBB HBP BLK WP HR S P ERA WHIP	IP WLS BF H R ER SO BB IBB HBP BLK WP HR S P ERA WHIP	IP WLS BF H R ER SO BB IBB HBP BLK WP HR S P ERA WHIP	IP WLS BF H R ER SO BB IBB HBP BLK WP HR S P ERA WHIP	IP WLS BF H R ER SO BB IBB HBP BLK WP HR S P ERA WHIP	IP WLS BF H R ER SO BB IBB HBP BLK WP HR S P ERA WHIP	IP WLS BF H R ER SO BB IBB HBP BLK WP HR S P ERA WHIP

Cleveland Indians @ Colorado Rockies
Coors Field, Denver, CO
Fri Jun 14, 2002, 7:05 PM MDT
Att: 40,156 - Cloudy - 73 F

AB	34
R	3
H	9
RBI	3
BB	4
SO	5
LOB	19



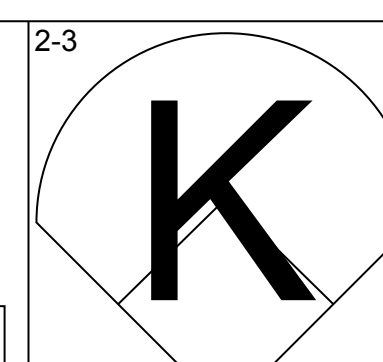
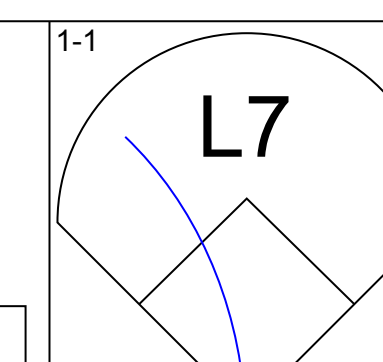
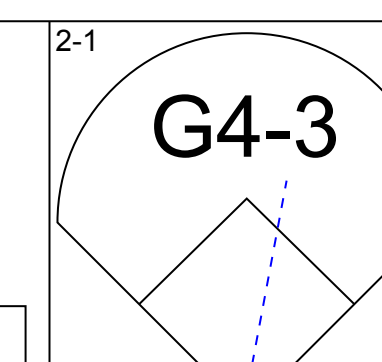
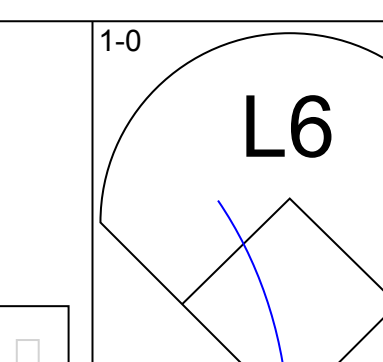
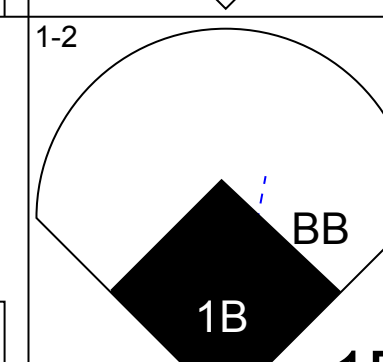
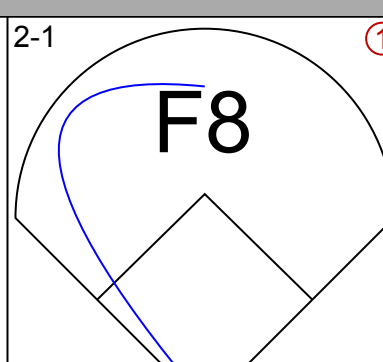
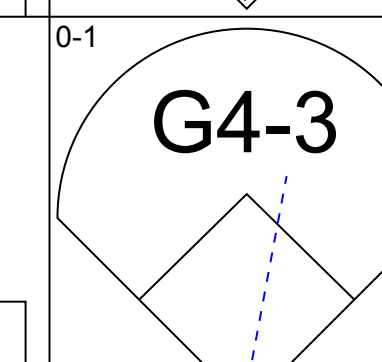
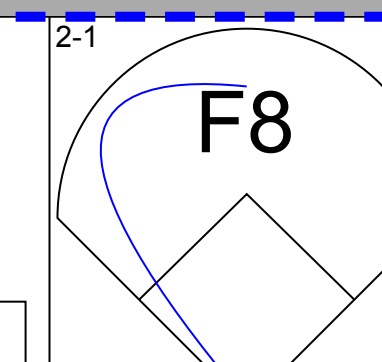
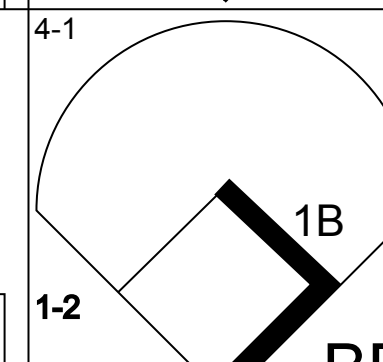
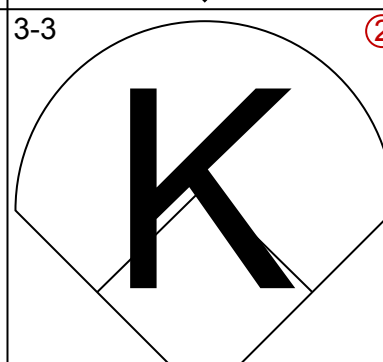
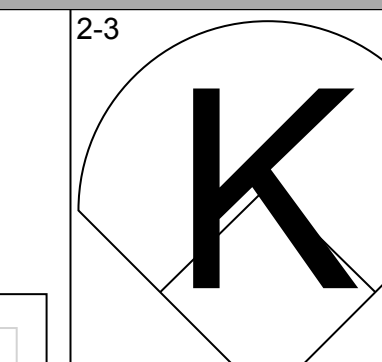
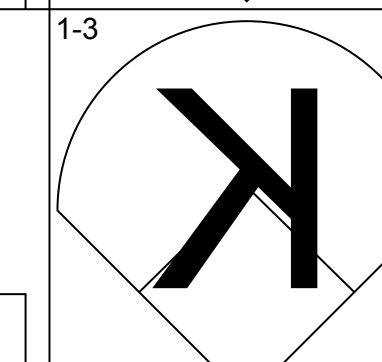
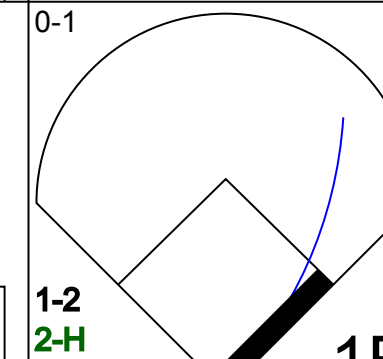
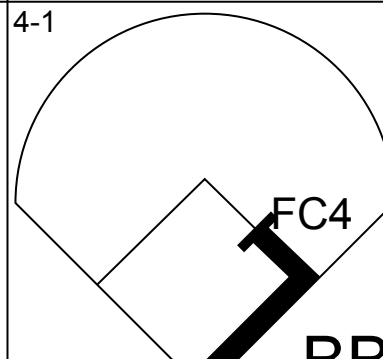
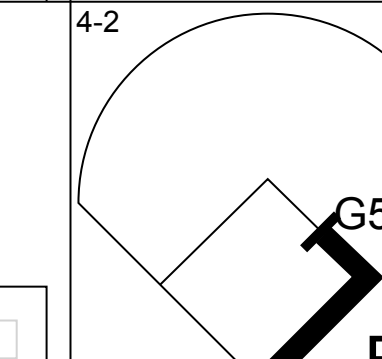
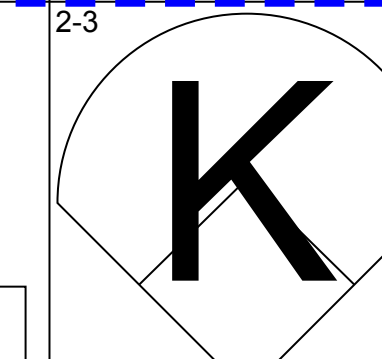
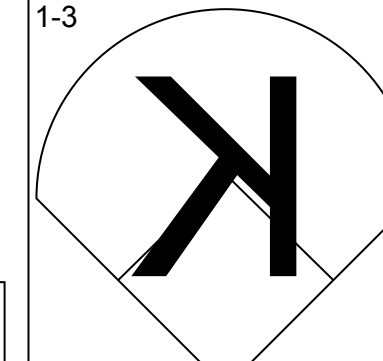
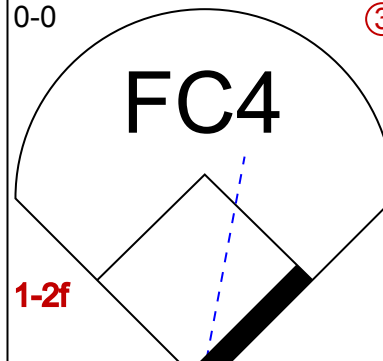
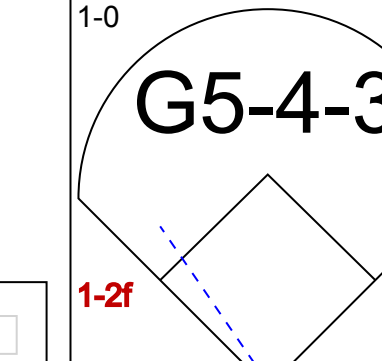
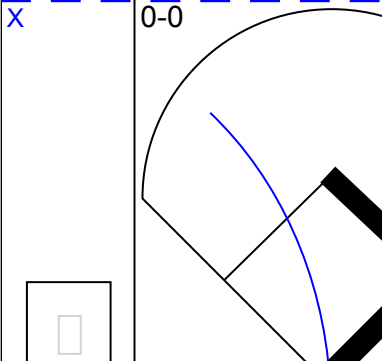
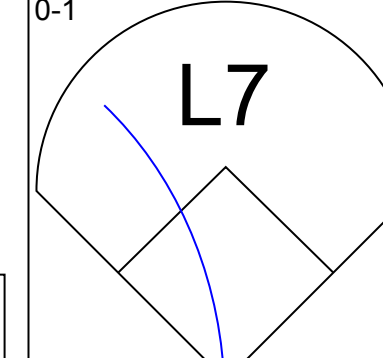
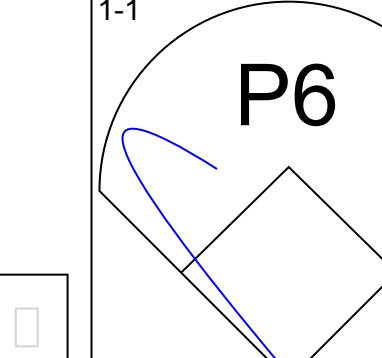
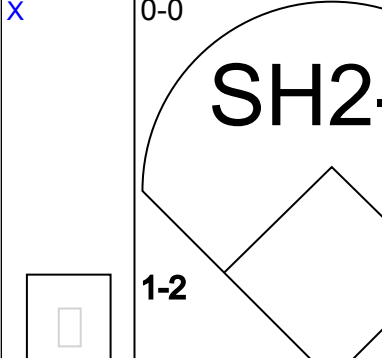
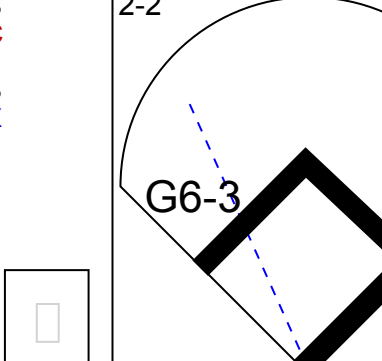
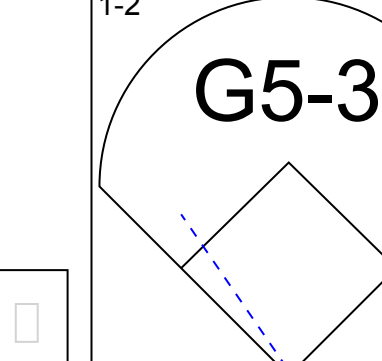
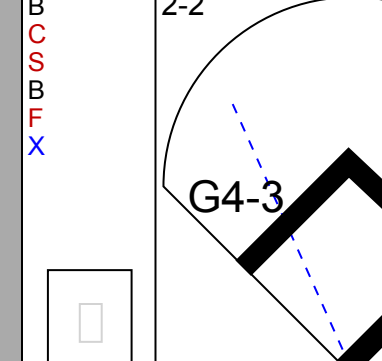
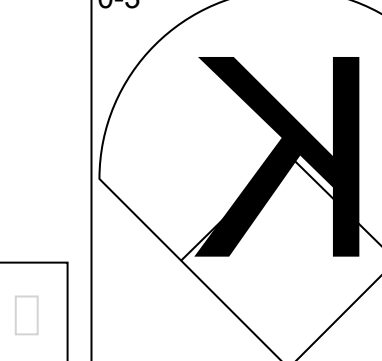
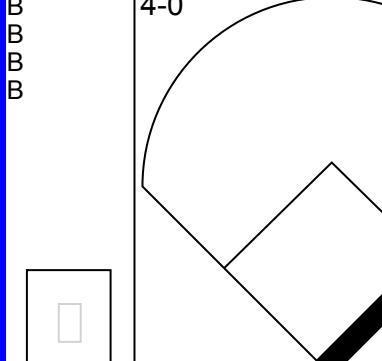
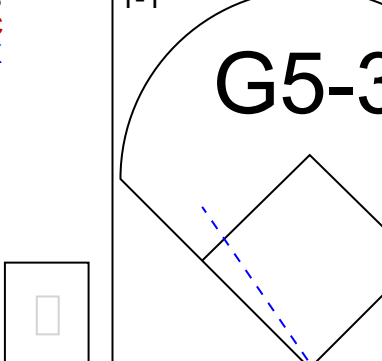
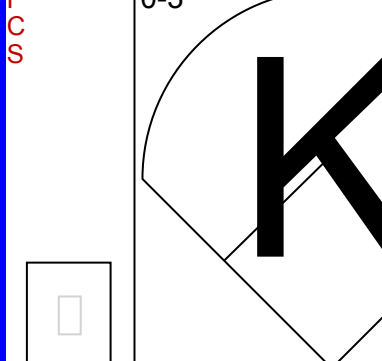
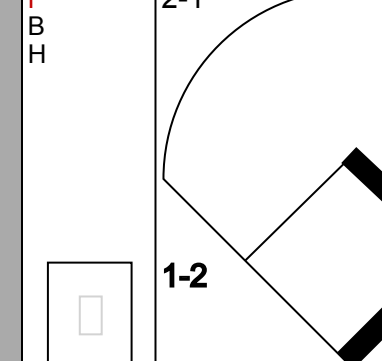
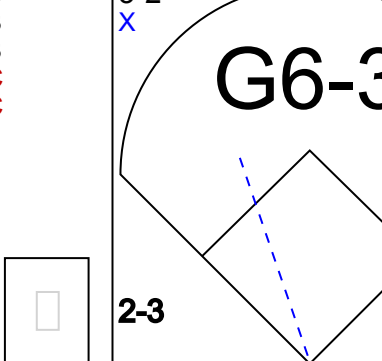
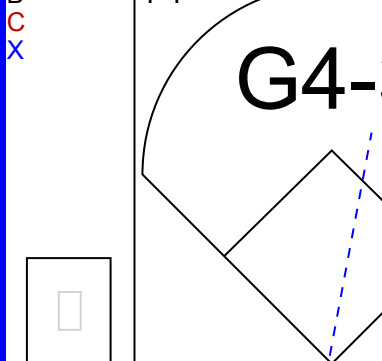
Batter	1	2	3	4	5	6	7	8	9	AB	R	H	RBI	BB	SO	LOB	TOP											
Matt Lawton, L OBP: 0.345, SLG: 0.414 (1, 9)	F7		F9		G3-6		SH5-4	G6-3		4	0	0	0	0	0	4	Cleveland Indians @ Colorado Rockies Coors Field, Denver, CO Sat Jun 15 2002, 6:05 PM MDT Att: 41,870 - Cloudy - 73 F											
Omar Vizquel, S OBP: 0.392, SLG: 0.504 (1, 6)	P6		K		F7		BB	G4-3		5	0	1	0	0	1	1												
Ellis Burks, R OBP: 0.337, SLG: 0.451 (1, 7)	G6-3				1B	HR	BB	G4-3		3	1	1	0	2	0	0												
Jim Thome, L OBP: 0.419, SLG: 0.571 (1, 3)		K		K		HR	BB	F8		4	1	0	0	1	3	4												
Milton Bradley, S OBP: 0.347, SLG: 0.407 (1, 8)	G3-1		F8		B1		F5			4	0	0	0	0	0	6												
Travis Fryman, R OBP: 0.303, SLG: 0.358 (1, 5)	FC5	BB		1B		HR		1B		3	2	3	3	1	0	0												
Einar Diaz, R OBP: 0.270, SLG: 0.317 (1, 2)	FC6	FC5		G6-3		G5-3		1B	HBP	3	0	0	0	0	0	3												
John McDonald, R OBP: 0.308, SLG: 0.367 (1, 4)	FC5				G3-6	BB	F7			3	0	0	0	1	1	4												
CC Sabathia, L OBP: 0.267, SLG: 0.500 (7, PH) Chad Linton, R OBP: 0.106, SLG: 0.200 (7, 1) Chad Fierman, R OBP: 0.200, SLG: 0.200 (7, 1) Jerrod Riggan, R OBP: 0.200, SLG: 0.154 (8, PH) Bill Selby, L OBP: 0.200, SLG: 0.154 (8, 1) David Riske, R OBP: 0.200, SLG: 0.154 (8, 1)			P6			G3-6		1B	SH5-4	2	0	1	0	1	0	0												
Inning Stats	R: 0 E: 0 K: 0 S: 9	H: 0 LOB: 0 BB: 0 P: 13	R: 0 E: 1 K: 1 S: 9	H: 0 LOB: 2 BB: 1 P: 18	R: 0 E: 0 K: 1 S: 6	H: 0 LOB: 0 BB: 0 P: 11	R: 0 E: 0 K: 1 S: 10	H: 1 LOB: 2 BB: 1 P: 19	R: 0 E: 0 K: 0 S: 4	H: 0 LOB: 1 BB: 2 P: 16	R: 3 E: 1 K: 0 S: 10	H: 2 LOB: 0 BB: 1 P: 16	R: 0 E: 0 K: 1 S: 11	H: 2 LOB: 3 BB: 1 P: 22	R: 1 E: 0 K: 1 S: 17	H: 2 LOB: 1 BB: 0 P: 27		R: 0 E: 0 K: 0 S: 9	H: 0 LOB: 0 BB: 0 P: 16	1B: 5 2B: 1 3B: 0 HR: 1	SF: 0 SAC: 1 DP: 2 HBP: 1	WP: 0 PB: 0 SB: 0 CS: 0	PA: 40					
PITCHER	IP	WLS	BF	H	R	ER	SO	BB	IBB	HBP	BLK	WP	HR	S	P	ERA	WHIP											
Shawn Chacon, R ERA: 4.56 (1, 1)	6.0		26	3	3	3	3	5	0	0	0	0	0	1	48	93	4.50	1.333										
Dennys Reyes, L ERA: 3.45 (7, 1)	0.1	4	2	0	0	0	0	1	0	0	0	0	0	7	15	0.00	9.000											
Todd Jones, R ERA: 4.11 (7, 1)	1.0	W	6	2	1	1	2	0	0	1	0	0	0	0	18	29	9.00	2.000										
Justin Speier, R ERA: 3.31 (8, 1)	0.2	H	1	0	0	0	0	0	0	0	0	0	0	3	5	0.00	0.000											
Jose Jimenez, R ERA: 2.59 (9, 1)	1.0	S	3	0	0	0	0	0	0	0	0	0	0	9	16	0.00	0.000											

AB	32
R	4
H	7
RBI	4
BB	6
SO	5
LOB	22



Batter	1	2	3	4	5	6	7	8	9	AB	R	H	RBI	BB	SO	LOB	BOTTOM											
Mark Little, R OBP: 0.309, SLG: 0.316 (1, 8) (8, 7)	1B		F8		G5-3		1B	CS		3	2	1	1	1	0	0	Cleveland Indians @ Colorado Rockies Coors Field, Denver, CO Sat Jun 15 2002, 6:05 PM MDT Att: 41,870 - Cloudy - 73 F											
Juan Uribe, R OBP: 0.308, SLG: 0.344 (1, 6)	1B	BB	K			F9	HR			4	2	2	1	0	1	0												
Larry Walker, L OBP: 0.407, SLG: 0.573 (1, 9)	1B		L6			2B	HR			4	2	3	3	0	0	0												
17 Todd Helton, L OBP: 0.433, SLG: 0.639 (1, 3)	K				P6		G4-3			4	0	0	0	0	2	3												
Todd Zeile, R OBP: 0.368, SLG: 0.505 (1, 5)	SF9				2B		1B			3	0	3	2	0	0	0												
Benny Agbayani, R OBP: 0.297, SLG: 0.333 (1, 7) Juan Pierre, L OBP: 0.325, SLG: 0.319 (8, 8)	G4-3				F8		BB	F9		3	0	0	0	1	0	3												
Jose Ortiz, R OBP: 0.200, SLG: 0.300 (1, 4) Dennys Reyes, R ERA: 5.73 (7, 1) Todd Jones, L ERA: 4.85 (7, 1) Justin Speier, R OBP: 0.200, SLG: 0.304 (8, PH) Greg Norton, S OBP: 0.200, SLG: 0.304 (8, 1) Jose Jimenez, R ERA: 2.59 (9, 1)		G1-3			L4		F8		CS	3	0	0	0	0	0	3												
Bobby Estalella, R OBP: 0.323, SLG: 0.563 (1, 2)	SH1-3	BB			F7		K	P4		3	0	0	0	1	1	1												
Shawn Chacon, R OBP: 0.333, SLG: 0.333 (1, 1) Terry Shumpert, R OBP: 0.315, SLG: 0.360 (7, 4)	SH1-3-5				K		3B	F8		1	0	0	0	0	1	0												
Inning Stats	R: 2 E: 0 K: 1 S: 9	H: 2 LOB: 1 BB: 1 P: 16	R: 0 E: 0 K: 0 S: 4	H: 0 LOB: 0 BB: 1 P: 8	R: 0 E: 0 K: 1 S: 7	H: 0 LOB: 0 BB: 0 P: 10	R: 0 E: 0 K: 0 S: 9	H: 1 LOB: 1 BB: 0 P: 13	R: 0 E: 0 K: 1 S: 8	H: 0 LOB: 0 BB: 0 P: 14	R: 1 E: 0 K: 0 S: 15	H: 2 LOB: 2 BB: 1 P: 23	R: 4 E: 0 K: 1 S: 19	H: 5 LOB: 1 BB: 0 P: 27	R: 0 E: 0 K: 0 S: 11	H: 1 LOB: 0 BB: 0 P: 14		R: 0 E: 0 K: 0 S: 9	H: 0 LOB: 0 BB: 0 P: 16	1B: 7 2B: 3 3B: 1 HR: 1	SF: 1 SAC: 1 DP: 1 HBP: 0	WP: 0 PB: 0 SB: 0 CS: 1	PA: 37					
PITCHER	IP	WLS	BF	H	R	ER	SO	BB	IBB	HBP	BLK	WP	HR	S	P	ERA	WHIP											
CC Sabathia, L ERA: 5.12 (1, 1)	6.0		25	5	3	3	4	3	0	0	0	0	0	1	10	13	108.00	12.000										
Chad Fierman, R ERA: 5.73 (7, 1)	0.1	L	5	4	4	4	1	0	0	0	0	0	0	9	14	0.00	1.500											
Jerrod Riggan, R ERA: 4.85 (7, 1)	0.2		3	1	0	0	0	0	0	0	0	0	0	9	14	0.00	1.500											
David Riske, R ERA: 5.4 (8, 1)	1.0		3	1	0	0	0	0	0	0	0	0	0	11	14	0.00	1.000											

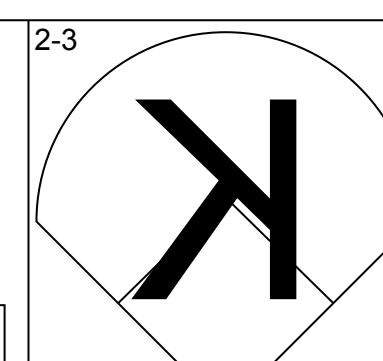
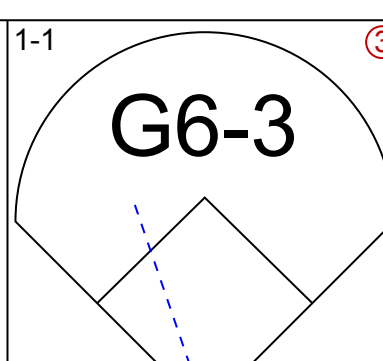
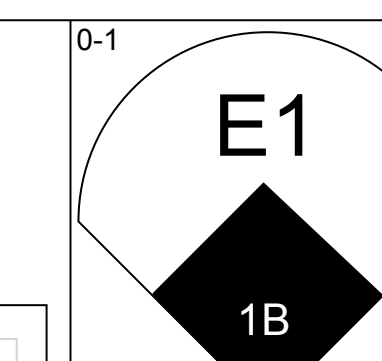

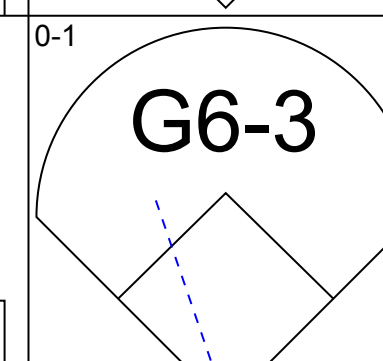
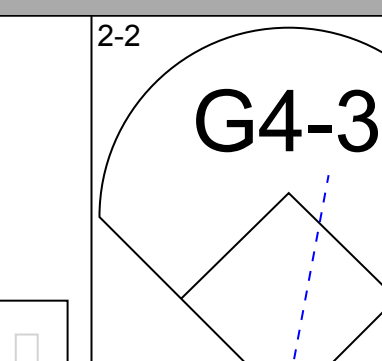
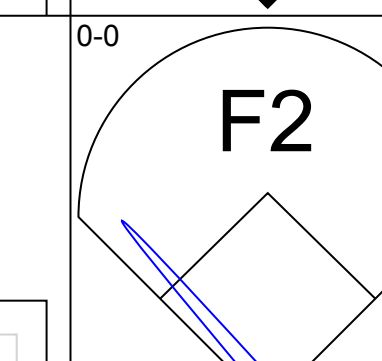

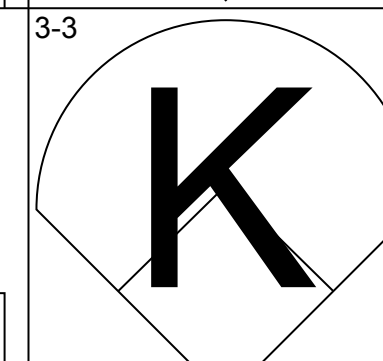
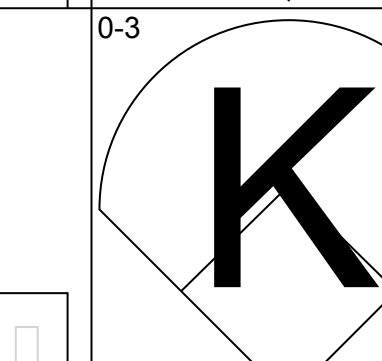
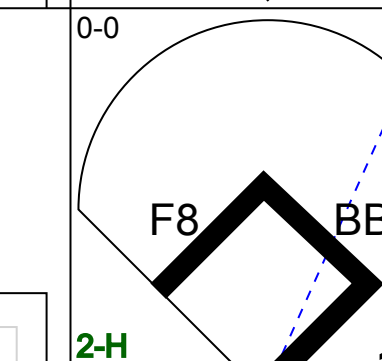

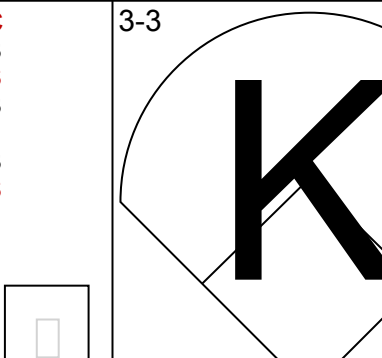
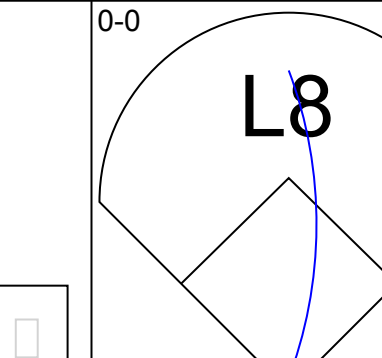
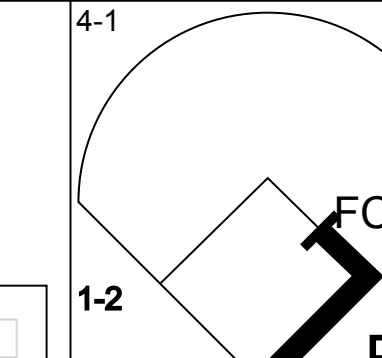
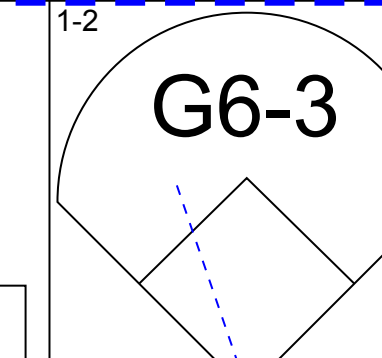
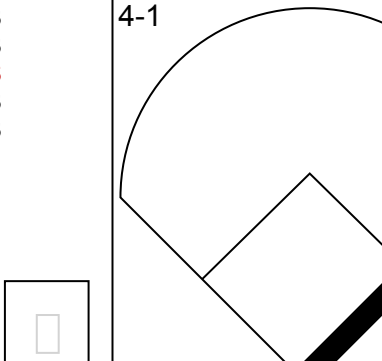

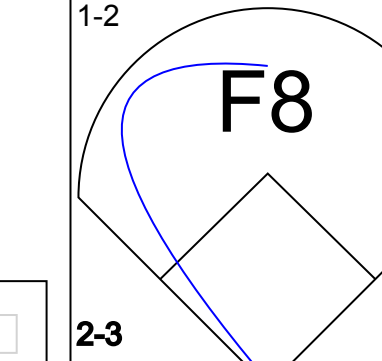
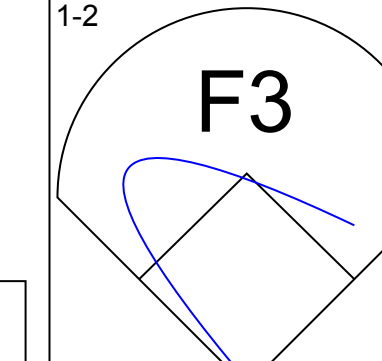
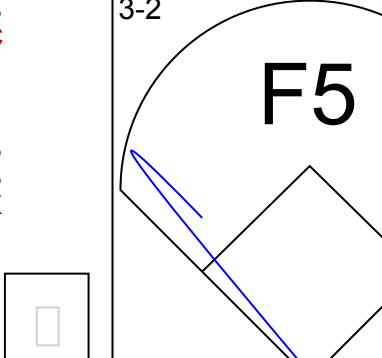

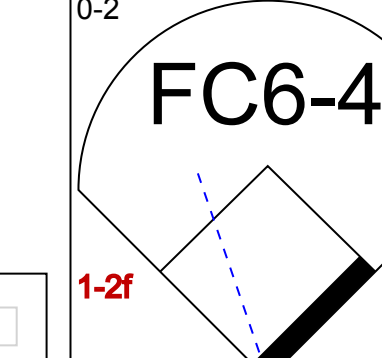
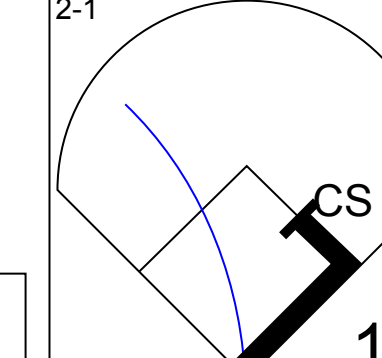








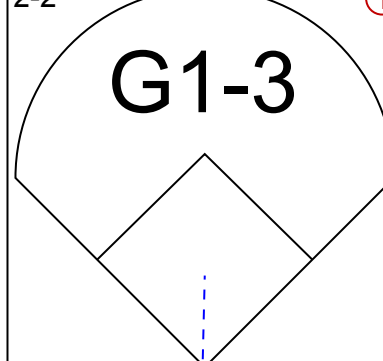


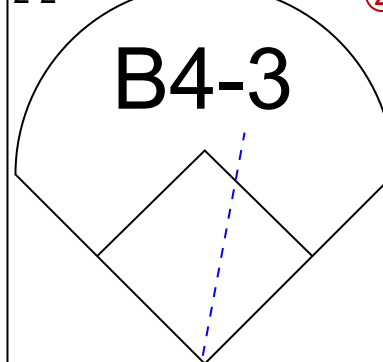

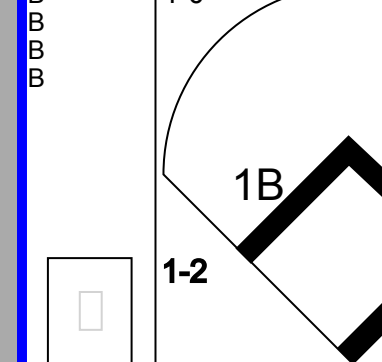


Batter	1	2	3	4	5	6	7	8	9	AB	R	H	RBI	BB	SO	LOB	TOP			
Milton Bradley, S OBP: 0.323, SLG: 0.370										4	0	0	0	0	1	3				
Omar Vizquel, S OBP: 0.385, SLG: 0.498										4	1	1	0	0	0	0				
Jim Thome, L OBP: 0.416, SLG: 0.554										3	0	0	0	1	3	0				
Ellis Burks, R OBP: 0.342, SLG: 0.448										2	0	1	1	2	1	0				
Travis Fryman, R OBP: 0.302, SLG: 0.351										4	0	1	0	0	1	4				
Todd Dunwoody, L										3	0	0	0	0	0	2				
Einar Diaz, R OBP: 0.272, SLG: 0.323										3	0	2	0	0	0	0				
Bill Selby, L OBP: 0.333, SLG: 0.143										0	0	0	0	1	0	0				
John McDonald, R OBP: 0.323, SLG: 0.414										2	0	0	0	0	1	1				
Chris Magruder, S OBP: 0.287, SLG: 0.368										1	0	0	0	0	1	2				
Danys Baez, R OBP: 0.346, SLG: 0.412										2	0	0	0	0	0	1				
Matt Lawton, L OBP: 0.295, SLG: 0.412										1	0	0	0	0	0	2				
Jerrold Riggan, R OBP: 0.295, SLG: 0.412										0	0	0	0	0	0	0				
Ricardo Rincon, L OBP: 0.295, SLG: 0.412										0	0	0	0	0	0	0				
Mark Wohlers, R OBP: 0.295, SLG: 0.412										0	0	0	0	0	0	0				
Jolbert Cabrera, R OBP: 0.295, SLG: 0.412										1	0	0	0	0	0	2				
Inning Stats	R: 1 E: 0 K: 2 S: 15	H: 2 LOB: 2 BB: 1 P: 23	R: 0 E: 0 K: 0 S: 14	H: 1 LOB: 1 BB: 0 P: 21	R: 0 E: 0 K: 1 S: 7	H: 0 LOB: 1 BB: 1 P: 16	R: 0 E: 0 K: 1 S: 8	H: 0 LOB: 0 BB: 0 P: 10	R: 0 E: 0 K: 0 S: 7	H: 0 LOB: 0 BB: 0 P: 11	R: 0 E: 0 K: 1 S: 12	H: 1 LOB: 2 BB: 0 P: 22	R: 0 E: 0 K: 2 S: 8	H: 0 LOB: 0 BB: 0 P: 13	R: 0 E: 0 K: 1 S: 7	H: 1 LOB: 2 BB: 1 P: 12	1B: 4 2B: 1 3B: 0 HR: 0	SF: 0 SAC: 1 DP: 1 HBP: 1	WP: 0 PB: 0 SB: 0 CS: 0	PA: 36
PITCHER	IP WLS BF H R ER SO BB IBB HBP BLK WP HR S P ERA WHIP																			
Julian Tavarez, R ERA: 5.98	(1, 1) 7.0 W 28 4 1 1 5 3 0 0 1 0 0 0 0 70 117 1.29 1.000																			
Armando Almanza, L ERA: 2.31	(8, 1) 0.2 H 2 0 0 0 1 0 0 0 0 0 0 0 5 8 0.00 0.000																			
Braden Looper, R ERA: 4.54	(8, 1) 0.1 H 1 0 0 0 1 0 0 0 0 0 0 0 3 5 0.00 0.000																			
Vladimir Nunez, R ERA: 3.02	(9, 1) 1.0 S 5 1 0 0 1 1 0 0 0 0 0 0 7 12 0.00 2.000																			

Cleveland Indians @ Florida Marlins
Pro Player Stadium, Miami, FL
Wed Jun 19 2002, 7:05 PM EDT
Att: 9,428 - Sunny - 83 F

AB 30
R 1
H 5
RBI 1
BB 4
SO 8
LOB 17



Batter	1	2	3	4	5	6	7	8	9	AB	R	H	RBI	BB	SO	LOB	BOTTOM			
Luis Castillo, S OBP: 0.392, SLG: 0.401										4	1	2	1	0	1	0				
Andy Fox, L OBP: 0.308, SLG: 0.315										4	0	0	0	0	1	3				
Cliff Floyd, L OBP: 0.407, SLG: 0.513										4	0	1	1	0	3	2				
Mike Lowell, R OBP: 0.393, SLG: 0.532										3	0	0	0	1	1	0				
Derrek Lee, R OBP: 0.340, SLG: 0.519										2	0	0	0	2	0	2				
Kevin Millar, R OBP: 0.344, SLG: 0.462										4	0	1	0	0	0	4				
Pablo Ozuna, R OBP: 0.250, SLG: 0.250										0	0	0	0	0	0	0				
Vladimir Nunez, R OBP: 0.333, SLG: 0.333										0	0	0	0	0	0	0				
Preston Wilson, R OBP: 0.350, SLG: 0.447										2	1	1	0	1	1	1				
Charles Johnson, R OBP: 0.317, SLG: 0.353										3	0	0	0	0	0	3				
Julian Tavarez, L OBP: 0.167, SLG: 0.063										2	0	0	0	0	1	2				
Tim Raines, S OBP: 0.426, SLG: 0.366										0	0	0	0	1	0	0				
Armando Almanza, L										0	0	0	0	0	0	0				
Braden Looper, R										0	0	0	0	0	0	0				
Eric Owens, R OBP: 0.354, SLG: 0.409										0	0	0	0	0	0	0				
Inning Stats	R: 0 E: 0 K: 2 S: 8	H: 0 LOB: 0 BB: 0 P: 13	R: 0 E: 0 K: 2 S: 14	H: 0 LOB: 1 BB: 1 P: 27	R: 0 E: 0 K: 0 S: 8	H: 0 LOB: 0 BB: 0 P: 13	R: 0 E: 0 K: 1 S: 7	H: 0 LOB: 0 BB: 0 P: 9	R: 0 E: 0 K: 1 S: 12	H: 1 LOB: 2 BB: 1 P: 18	R: 1 E: 1 K: 0 S: 11	H: 2 LOB: 2 BB: 1 P: 16	R: 1 E: 0 K: 2 S: 13	H: 1 LOB: 2 BB: 2 P: 25	R: 0 E: 0 K: 0 S: 9	H: 1 LOB: 1 BB: 0 P: 15	1B: 5 2B: 0 3B: 0 HR: 0	SF: 0 SAC: 0 DP: 0 HBP: 0	WP: 0 PB: 0 SB: 0 CS: 1	PA: 34
PITCHER	IP WLS BF H R ER SO BB IBB HBP BLK WP HR S P ERA WHIP																			
Danys Baez, R ERA: 4.22	(1, 1) 6.0 L 4 1 1 1 6 3 0 0 0 0 0 0 7 17 27.00 9.000																			
Jerrold Riggan, R ERA: 5.02	(7, 1) 0.1 L 4 1 1 1 0 2 0 0 0 0 0 0 6 8 0.00 0.000																			
Ricardo Rincon, L ERA: 3.0	(7, 1) 0.2 2 0 0 0 2 0 0 0 0 0 0 6 8 0.00 0.000																			
Mark Wohlers, R ERA: 6.44	(8, 1) 1.0 3 1 0 0 0 0 0 0 0 0 0 9 15 0.00 1.000																			

Cleveland Indians @ Florida Marlins
Pro Player Stadium, Miami, FL
Wed Jun 19 2002, 7:05 PM EDT
Att: 9,428 - Sunny - 83 F

AB 28
R 2
H 5
RBI 2
BB 5
SO 8
LOB 17



Batter	1	2	3	4	5	6	7	8	9	AB	R	H	RBI	BB	SO	LOB	TOP
Matt Lawton, L OBP: 0.342, SLG: 0.407	1-1 F8		3-2 P6			2-1 G3-1				3	0	0	0	0	0	0	Cleveland Indians @ Florida Marlins Pro Player Stadium, Miami, FL Thu Jun 20 2002, 7:05 PM EDT Att: 8,045 - Cloudy - 80 F
Omar Vizquel, S OBP: 0.386, SLG: 0.494	4-2 G6-3 S BB		0-2 G3-1			2-3 K				2	0	0	0	1	1	0	
Ellis Burks, R OBP: 0.346, SLG: 0.453	3-2 G6-3			4-0 G4-6-3 BB		3-2 2B				2	0	1	0	1	0	1	
Jim Thome, L OBP: 0.415, SLG: 0.549	2-2 G1-3			0-1 G4-6-3 1-2		4-2 BB				2	0	0	0	1	0	2	
Travis Fryman, R OBP: 0.302, SLG: 0.348		3-2 G5-3		4-2 BB		0-0 F9				2	0	0	0	1	0	2	
Milton Bradley, S OBP: 0.326, SLG: 0.372	1-1 1B			2-3 K						2	0	1	0	0	1	1	
Einar Diaz, R OBP: 0.270, SLG: 0.319	0-0 F7				1-2 F8					2	0	0	0	0	0	1	
John McDonald, R OBP: 0.313, SLG: 0.400	1-3 K				0-1 F8					2	0	0	0	0	1	1	
Ryan Drese, R (1, 1)			1-2 G5-3		0-2 G5-3					2	0	0	0	0	0	0	
Inning Stats	R: 0 E: 0 K: 0 S: 12	H: 0 LOB: 1 BB: 1 P: 22	R: 0 E: 0 K: 1 S: 9	H: 1 LOB: 1 BB: 0 P: 14	R: 0 E: 0 K: 0 S: 10	H: 0 LOB: 0 BB: 0 P: 14	R: 0 E: 0 K: 1 S: 9	H: 0 LOB: 1 BB: 2 P: 19	R: 0 E: 0 K: 0 S: 9	H: 1 LOB: 2 BB: 1 P: 24							
PITCHER A.J. Burnett, R ERA: 3.12	IP: 6.0 WLS: W BF: 23	H: 2 R: 0 ER: 0 SO: 3	BB: 4 IBB: 0 HBP: 0 BLK: 0	WP: 0 HR: 0 S: 62 P: 103	ERA: 0.00 WHIP: 1.000												

AB	19
R	0
H	2
RBI	0
BB	4
SO	3
LOB	8



Batter	1	2	3	4	5	6	7	8	9	AB	R	H	RBI	BB	SO	LOB	BOTTOM
Luis Castillo, S OBP: 0.392, SLG: 0.401	2-2 G6-3 S 1B			1-2 G1-3						3	1	1	0	0	1	1	Cleveland Indians @ Florida Marlins Pro Player Stadium, Miami, FL Thu Jun 20 2002, 7:05 PM EDT Att: 8,045 - Cloudy - 80 F
Andy Fox, L OBP: 0.305, SLG: 0.316	0-3 K		2-3 K		2-1 L4-3 1B					3	0	1	0	0	2	1	
Mike Lowell, R OBP: 0.393, SLG: 0.540	3-1 G6-3		3-2 HR		0-2 L4-3 1-2					3	1	1	1	0	0	2	
Cliff Floyd, L OBP: 0.410, SLG: 0.519	1-2 WP CS 1B		3-2 WP 2B		0-0 F8					3	0	2	1	0	0	0	
Derrek Lee, R OBP: 0.340, SLG: 0.515	2-3 K		4-1 WP BB		2-2 G5-3					2	0	0	0	1	1	1	
Kevin Millar, R OBP: 0.340, SLG: 0.455		1-3 K	1-3 K		1-1 K					3	0	0	0	0	2	2	
Preston Wilson, R OBP: 0.351, SLG: 0.448	0-0 SH2-4 1B		1-3 K							2	1	1	0	0	1	2	
Mike Redmond, R OBP: 0.410, SLG: 0.415	0-1 SH2-4 1-2 1B			2-2 G6-3						2	0	1	0	0	0	0	
A.J. Burnett, R OBP: 0.111, SLG: 0.118	1-0 SH2-4		0-3 K							1	0	0	1	0	1	0	
Inning Stats	R: 1 E: 0 K: 2 S: 14	H: 2 LOB: 1 BB: 0 P: 22	R: 1 E: 0 K: 2 S: 10	H: 2 LOB: 1 BB: 0 P: 13	R: 1 E: 0 K: 3 S: 24	H: 2 LOB: 2 BB: 1 P: 38	R: 0 E: 0 K: 1 S: 9	H: 0 LOB: 0 BB: 0 P: 12	R: 0 E: 0 K: 0 S: 6	H: 1 LOB: 0 BB: 0 P: 8							
PITCHER Ryan Drese, R ERA: 5.47	IP: 5.1 WLS: L BF: 24	H: 7 R: 3 ER: 3 SO: 8	BB: 1 IBB: 0 HBP: 0 BLK: 0	WP: 2 HR: 1 S: 68 P: 101	ERA: 5.06 WHIP: 1.500												

AB	22
R	3
H	7
RBI	3
BB	1
SO	8
LOB	9



Batter	1	2	3	4	5	6	7	8	9	AB	R	H	RBI	BB	SO	LOB	TOP								
Matt Lawton, L OBP: 0.346, SLG: 0.405 Omar Vizquel, S OBP: 0.384, SLG: 0.489	G4-3		G6-3		FC6-4					4	0	1	1	0	0	2									
Bill Selby, L OBP: 0.320, SLG: 0.238 Jolbert Cabrera, R OBP: 0.188, SLG: 0.129	G4-3			F7	CS	G4-3	L6			3	0	0	0	0	0	0									
Ellis Burks, R OBP: 0.346, SLG: 0.456 Chris Magruder, S OBP: 0.250, SLG: 0.342	K			G1-3				K		3	1	1	0	0	1	0									
Jim Thome, L OBP: 0.420, SLG: 0.550		F9		HR				K		2	2	0	0	2	1	0									
Travis Fryman, R OBP: 0.302, SLG: 0.359	F8			HR				G5-3		4	1	1	2	0	1	2									
Milton Bradley, S OBP: 0.321, SLG: 0.381	G6-3			G5-3					F7	4	0	1	2	0	0	0									
Einar Diaz, R OBP: 0.270, SLG: 0.323			G6-3							4	1	2	0	0	1	1									
John McDonald, R OBP: 0.324, SLG: 0.406										4	0	2	0	0	0	1									
Bartolo Colon, R OBP: 0.167, SLG: 0.167 Ben Broussard, L (9, PH) Bob Wickman, R (9, 1)			K						G4-3	3	0	0	0	0	3	3									
Inning Stats	R: 0 E: 0 K: 1 S: 8	H: 0 LOB: 0 BB: 0 P: 13	R: 0 E: 0 K: 0 S: 9	H: 0 LOB: 0 BB: 0 P: 16	R: 0 E: 0 K: 1 S: 9	H: 1 LOB: 1 BB: 0 P: 18	R: 2 E: 0 K: 0 S: 11	H: 1 LOB: 0 BB: 1 P: 23	R: 1 E: 0 K: 1 S: 9	H: 2 LOB: 0 BB: 0 P: 16	R: 2 E: 0 K: 2 S: 15	H: 2 LOB: 1 BB: 1 P: 29	R: 0 E: 0 K: 1 S: 13	H: 1 LOB: 0 BB: 0 P: 17	R: 0 E: 0 K: 2 S: 9	H: 0 LOB: 0 BB: 0 P: 12	R: 0 E: 0 K: 0 S: 13	H: 1 LOB: 1 BB: 0 P: 20	1B: 4 2B: 2 3B: 1 HR: 1	SF: 0 SAC: 0 DP: 0 HBP: 0	WP: 0 PB: 0 SB: 0 CS: 1	PA: 37			
PITCHER	IP	WLS	BF	H	R	ER	SO	BB	IBB	HBP	BLK	WP	HR	S	P	ERA	WHIP								
Zach Day, R ERA: 4.66	5.2	L	24	6	5	5	4	1	1	0	0	0	1	58	109	7.94	1.235								
Jim Brower, R ERA: 4.37	1.0		3	0	0	0	2	0	0	0	0	0	0	12	18	0.00	0.000								
Graeme Lloyd, L ERA: 6.39	0.1		2	1	0	0	0	0	0	0	0	0	0	4	5	0.00	3.000								
Joey Eischen, L ERA: 1.8	1.0		3	0	0	0	2	0	0	0	0	0	0	9	12	0.00	0.000								
Matt Herges, R ERA: 2.97	1.0		4	1	0	0	0	0	0	0	0	0	0	13	20	0.00	1.000								
Batter	1	2	3	4	5	6	7	8	9	AB	R	H	RBI	BB	SO	LOB	BOTTOM								
Brad Wilkerson, L OBP: 0.384, SLG: 0.441	K		SH5-3	L9						4	0	1	0	0	2	5									
Jose Macias, S OBP: 0.296, SLG: 0.328	HR				G4-3					5	1	4	2	0	0	0									
Jose Vidro, S OBP: 0.389, SLG: 0.486	G4-3		SF8							4	0	2	2	0	0	2									
Vladimir Guerrero, R OBP: 0.406, SLG: 0.556			F9							5	0	2	0	0	0	4									
Fernando Tatis, R OBP: 0.327, SLG: 0.446	G5-3			G6-3	F9					4	0	0	0	0	0	3									
Lee Stevens, L OBP: 0.317, SLG: 0.360		P6		F5						4	0	0	0	0	1	1									
Orlando Cabrera, R OBP: 0.304, SLG: 0.357	G5-3			BB						4	0	1	0	0	0	0									
Brian Schneider, L OBP: 0.298, SLG: 0.407	G4-3			BB						3	1	1	0	1	0	0									
Zach Day, R OBP: 0.267, SLG: 0.500 Jim Brower, S OBP: 0.300, SLG: 0.279 Graeme Lloyd, L OBP: 0.250, SLG: 0.480			1B	SH5-3						1	1	1	0	1	0	0									
Mike Mondocal, R OBP: 0.300, SLG: 0.279 Joey Eischen, L OBP: 0.250, SLG: 0.480			SF8							0	0	0	0	0	0	0									
Troy O'Leary, L OBP: 0.250, SLG: 0.480			1B							1	1	1	0	0	0	0									
Inning Stats	R: 1 E: 0 K: 1 S: 12	H: 2 LOB: 1 BB: 0 P: 18	R: 0 E: 0 K: 0 S: 6	H: 0 LOB: 0 BB: 0 P: 8	R: 1 E: 0 K: 0 S: 9	H: 2 LOB: 1 BB: 0 P: 10	R: 0 E: 0 K: 0 S: 14	H: 1 LOB: 3 BB: 2 P: 28	R: 0 E: 0 K: 0 S: 9	H: 1 LOB: 1 BB: 0 P: 14	R: 0 E: 0 K: 1 S: 7	H: 0 LOB: 0 BB: 0 P: 9	R: 0 E: 0 K: 0 S: 10	H: 2 LOB: 1 BB: 0 P: 15	R: 0 E: 0 K: 0 S: 4	H: 1 LOB: 0 BB: 0 P: 5	R: 2 E: 0 K: 1 S: 15	H: 4 LOB: 2 BB: 0 P: 21	1B: 11 2B: 1 3B: 0 HR: 1	SF: 1 SAC: 1 DP: 2 HBP: 0	WP: 1 PB: 0 SB: 0 CS: 0	PA: 40			
PITCHER	IP	WLS	BF	H	R	ER	SO	BB	IBB	HBP	BLK	WP	HR	S	P	ERA	WHIP								
Bartolo Colon, R ERA: 2.55	8.0	W	33	9	2	2	2	2	0	0	0	0	1	71	107	2.25	1.375								
Bob Wickman, R ERA: 4.44	1.0	S	7	4	2	2	1	0	0	0	0	0	0	15	21	18.00	4.000								

Cleveland Indians @ Montreal Expos
Olympic Stadium, Montreal, QB
Sat Jun 22 2002, 7:05 PM EDT
Att: 10,180 - Dome - 72 F

AB 34
R 5
H 8
RBI 5
BB 2
SO 8
LOB 11



Cleveland Indians @ Montreal Expos
Olympic Stadium, Montreal, QB
Sat Jun 22 2002, 7:05 PM EDT
Att: 10,180 - Dome - 72 F

AB 36
R 4
H 13
RBI 4
BB 2
SO 3
LOB 15



Batter	1	2	3	4	5	6	7	8	9	AB	R	H	RBI	BB	SO	LOB	TOP										
Matt Lawton, L OBP: 0.350, SLG: 0.402	4-2 BB		1-2 G6-3		4-2 HR BB		4-1 BB		0-0 G4-3	2	1	0	0	3	0	1	Cleveland Indians @ Montreal Expos Olympic Stadium, Montreal, QB Sun Jun 23 2002, 1:35 PM EDT Att: 13,557 - Dome - 72 F										
Omar Vizquel, S OBP: 0.386, SLG: 0.504	1-1 F8		3-2 2B		1-1 HR		2-2 L8-4			4	1	2	2	0	0	3											
Travis Fryman, R OBP: 0.297, SLG: 0.353	3-2 F9		1-0 F3		0-0 P5			0-1 G5-3		4	0	0	0	0	0	2											
Jim Thome, L OBP: 0.421, SLG: 0.551	1-3 K		4-2 BB		0-0 G1			0-0 G4-3 2B		3	0	1	0	1	1	1											
Milton Bradley, S OBP: 0.319, SLG: 0.377		0-0 1B 1B	2-2 G3-1			3-1 L7		2-2 G4-3		4	0	1	0	0	0	3											
Ben Broussard, L OBP: 0.200, SLG: 0.200		0-1 1B		1-3 K		1-3 K		0-2 G6-3		4	0	1	0	0	2	1											
Eddie Pérez, R OBP: 0.255, SLG: 0.333		0-3 K		1-2 G5-3		1-3 K			1-2 2B	3	0	0	0	0	2	2											
Chris Magruder, S OBP: 0.259, SLG: 0.365				0-2 L6						1	0	1	0	0	0	0											
John McDonald, R OBP: 0.319, SLG: 0.397							0-2 L8-4 BB 1B		3-3 K	4	0	1	0	0	2	3											
Chuck Finley, L OBP: 0.306, SLG: 0.227							2-1 L8		0-3 K	2	0	0	0	0	2	2											
Bill Selby, L OBP: 0.298, SLG: 0.227										1	0	0	0	0	0	1											
Heath Murray, L OBP: 0.279, SLG: 0.279										0	0	0	0	0	0	0											
Jerrold Riggan, R OBP: 0.253, SLG: 0.375										0	0	0	0	0	0	0											
Chad Paronto, R OBP: 0.290, SLG: 0.454										1	0	0	0	0	0	1											
Inning Stats	R: 0 E: 0 K: 1 S: 10	H: 0 LOB: 1 BB: 1 P: 19	R: 0 E: 0 K: 3 S: 15	H: 2 LOB: 2 BB: 0 P: 17	R: 0 E: 0 K: 0 S: 14	H: 1 LOB: 2 BB: 1 P: 25	R: 0 E: 0 K: 1 S: 9	H: 0 LOB: 0 BB: 0 P: 11	R: 2 E: 0 K: 1 S: 9	H: 1 LOB: 0 BB: 1 P: 15	R: 0 E: 0 K: 2 S: 9	H: 0 LOB: 0 BB: 0 P: 14	R: 0 E: 0 K: 0 S: 9	H: 1 LOB: 1 BB: 1 P: 17	R: 0 E: 0 K: 0 S: 9	H: 1 LOB: 1 BB: 0 P: 14	R: 0 E: 0 K: 2 S: 10	H: 1 LOB: 1 BB: 0 P: 14	1B: 3 2B: 4 3B: 0 HR: 1	SF: 0 SAC: 0 DP: 1 HBP: 0	WP: 0 PB: 0 SB: 0 CS: 0	PA: 37					
PITCHER	IP	WLS	BF	H	R	ER	SO	BB	IBB	HBP	BLK	WP	HR	S	P	ERA	WHIP										
Tony Armas, R ERA: 3.97	6.0	W	25	4	2	2	8	3	0	0	0	0	1	66	101	3.00	1.167										
Dan Smith, R ERA:	0.1	H	3	1	0	0	0	1	0	0	0	0	0	6	12	0.00	6.000										
Graeme Lloyd, L ERA: 6.23	0.2	H	1	0	0	0	0	0	0	0	0	0	0	3	5	0.00	0.000										
Joey Eischen, L ERA: 1.71	1.0		4	1	0	0	0	0	0	0	0	0	0	9	11	0.00	1.000										
52 T.J. Tucker, R ERA: 2.69	1.0		4	1	0	0	2	0	0	0	0	0	0	10	14	0.00	1.000										

AB	33
R	2
H	7
RBI	2
BB	4
SO	10
LOB	20



Batter	1	2	3	4	5	6	7	8	9	AB	R	H	RBI	BB	SO	LOB	BOTTOM										
Brad Wilkerson, L OBP: 0.384, SLG: 0.438	2-3 K	4-2 1B BB		2-0 G6-4-3		2-1 G4-3		2-1 1B		4	0	1	0	1	1	3	Cleveland Indians @ Montreal Expos Olympic Stadium, Montreal, QB Sun Jun 23 2002, 1:35 PM EDT Att: 13,557 - Dome - 72 F										
Jose Vidro, S OBP: 0.392, SLG: 0.488	1-1 2B SF9	1-1 1B		1-2 G3-1		3-1 2B 1B		1-3 K		5	2	3	1	0	1	1											
Vladimir Guerrero, R OBP: 0.496, SLG: 0.557	2-2 2B	3-3 K		0-0 G4-3		1-0 2B 1B		1-1 G1-4-3		5	1	2	0	0	1	3											
Wil Cordero, R OBP: 0.278, SLG: 0.288	1-0 SF9		2-1 F9		0-3 K		1-1 SF9 2B			3	1	1	3	0	1	0											
Fernando Tatis, R OBP: 0.325, SLG: 0.450	3-3 K		1-1 2B		0-2 E2 1B FC5-4		0-0 SF9			3	1	1	1	0	1	1											
Andres Galaraga, R OBP: 0.403, SLG: 0.379		4-2 FC4-6 BB	3-3 K		0-0 1B		1-1 FC6 1B			3	0	2	0	1	1	1											
Orlando Cabrera, R OBP: 0.300, SLG: 0.351		2-2 P6	0-0 F9		1-2 FC5-4 G6-3		0-1 F9			4	0	0	1	0	0	4											
Michael Barrett, R OBP: 0.377, SLG: 0.459		0-2 FC4-6 3B		3-2 E3 G6-4-3		3-2 G6-3		2-2 FC6		4	1	0	0	0	0	3											
Tony Armas, R OBP: 0.338, SLG: 0.179		0-1 1B		1-3 K		4-0 IBB		1-1 L7		2	1	1	1	0	1	1											
Mike Mordica, R OBP: 0.172, SLG: 0.279										0	0	0	0	0	0	0											
Dan Smith, R ERA:										0	0	0	0	0	0	0											
Graeme Lloyd, L ERA: 5.63										0	0	0	0	0	0	0											
Joey Eischen, L ERA: 1.71										0	0	0	0	0	0	0											
Troy O'Leary, L OBP: 0.365, SLG: 0.475										1	0	0	0	0	0	0											
52 T.J. Tucker, R OBP: 0.290, SLG: 0.750										0	0	0	0	0	0	0											
Inning Stats	R: 1 E: 0 K: 2 S: 14	H: 2 LOB: 1 BB: 0 P: 21	R: 2 E: 0 K: 1 S: 17	H: 2 LOB: 2 BB: 2 P: 31	R: 0 E: 0 K: 1 S: 8	H: 1 LOB: 0 BB: 0 P: 14	R: 0 E: 1 K: 1 S: 7	H: 0 LOB: 0 BB: 0 P: 13	R: 0 E: 0 K: 1 S: 7	H: 0 LOB: 0 BB: 0 P: 8	R: 1 E: 1 K: 0 S: 13	H: 1 LOB: 2 BB: 1 P: 23	R: 3 E: 0 K: 0 S: 14	H: 4 LOB: 1 BB: 0 P: 22	R: 0 E: 0 K: 1 S: 9	H: 1 LOB: 1 BB: 0 P: 14	1B: 7 2B: 3 3B: 1 HR: 0	SF: 2 SAC: 0 DP: 1 HBP: 0	WP: 0 PB: 0 SB: 0 CS: 0	PA: 39							
PITCHER	IP	WLS	BF	H	R	ER	SO	BB	IBB	HBP	BLK	WP	HR	S	P	ERA	WHIP										
Chuck Finley, L ERA: 3.84	6.0	L	28	6	4	3	6	2	1	0	0	0	0	66	110	4.50	1.333										
Heath Murray, L ERA:	0.0		1	1	1	1	0	0	0	0	0	0	0	2	5												
Jerrold Riggan, R ERA: 5.63	1.0		6	3	2	2	0	0	0	0	0	0	0	12	17	18.00	3.000										
Chad Paronto, R ERA: 5.63	1.0		4	1	0	0	1	0	0	0	0	0	0	9	14	0.00	1.000										

AB	34
R	7
H	11
RBI	7
BB	3
SO	7
LOB	17



Batter	1	2	3	4	5	6	7	8	9	AB	R	H	RBI	BB	SO	LOB	TOP										
Chris Magruder, S OBP: 0.267, SLG: 0.372	4-1 1B HR BB	0-3 K		2-3 K			3-2 WP 2B		0-1 P6	4	1	1	0	1	2	1	Cleveland Indians @ Boston Red Sox Fenway Park, Boston, MA Tue Jun 25 2002, 7:05 PM EDT Att: 34,064 - Sunny - 85 F										
Omar Vizquel, S OBP: 0.384, SLG: 0.498	3-2 F9	4-2 1B BB			2-2 P5		1-2 F8			3	0	0	0	1	0	2											
Ellis Burks, R OBP: 0.347, SLG: 0.455	1-1 HR 1B	0-1 1B			0-0 G5-3		1-3 K			4	1	2	1	0	1	1											
Jim Thome, L OBP: 0.419, SLG: 0.559	3-2 HR 1B	1-3 K			2-3 K			0-3 K		4	1	1	3	0	3	2											
Travis Fryman, R OBP: 0.304, SLG: 0.361	0-1 F9 2B			0-0 FC4-6 1B			3-2 F9		4-2 G1-3 BB	3	0	2	0	1	0	0											
Milton Bradley, S OBP: 0.318, SLG: 0.381	1-1 F9			2-2 FC4-6 CS			2-2 1B 2B		0-2 G1-3	4	0	1	0	0	0	3											
Ben Broussard, L OBP: 0.250, SLG: 0.250	1-3 K			2-3 K			1-2 F8-3 1B		1-2 F9	3	0	1	0	0	2	2											
Jolbert Cabrera, R OBP: 0.186, SLG: 0.127							2-3 F8-3 1B			1	0	0	0	0	0	1											
Einar Diaz, R OBP: 0.265, SLG: 0.317		3-2 F5	2-1 CS	0-1 G5-3			3-2 F8-3		0-3 K	4	0	0	0	0	1	2											
John McDonald, R OBP: 0.316, SLG: 0.403		1-0 1B 2B			1-2 F3			2-2 F9	3-3 K	4	1	1	0	0	1	0											
Inning Stats	R: 3 E: 0 K: 1 S: 18	H: 3 LOB: 1 BB: 1 P: 31	R: 1 E: 0 K: 2 S: 15	H: 2 LOB: 2 BB: 1 P: 24	R: 0 E: 0 K: 1 S: 10	H: 1 LOB: 0 BB: 0 P: 15	R: 0 E: 0 K: 1 S: 10	H: 0 LOB: 0 BB: 0 P: 13	R: 0 E: 0 K: 0 S: 15	H: 2 LOB: 1 BB: 0 P: 24	R: 0 E: 0 K: 1 S: 13	H: 1 LOB: 1 BB: 0 P: 20	R: 0 E: 0 K: 1 S: 14	H: 0 LOB: 1 BB: 1 P: 19	R: 0 E: 0 K: 2 S: 8	H: 0 LOB: 0 BB: 0 P: 11	1B: 4 2B: 5 3B: 0 HR: 1	SF: 0 SAC: 0 DP: 1 HBP: 0	WP: 1 PB: 0 SB: 0 CS: 1	PA: 38							
PITCHER	IP	WLS	BF	H	R	ER	SO	BB	IBB	HBP	BLK	WP	HR	S	P	ERA	WHIP										
Frank Castillo, R ERA: 4.69	5.1	L	25	8	4	4	6	2	0	0	0	0	1	75	115	6.75	1.875										
Rich Garcés, R ERA: 11.2	0.2		1	0	0	0	0	0	0	0	0	0	0	3	6	0.00	0.000										
49 Tim Wakefield, R ERA: 2.48	1.0		4	1	0	0	1	0	0	0	0	1	0	13	20	0.00	1.000										
Alan Embree, L ERA: 1.21	1.0		4	0	0	0	1	1	0	0	0	0	0	14	19	0.00	1.000										
Ugueth Urbina, R ERA: 1.99	1.0		3	0	0	0	2	0	0	0	0	0	0	8	11	0.00	0.000										

Batter	1	2	3	4	5	6	7	8	9	AB	R	H	RBI	BB	SO	LOB	BOTTOM										
18 Johnny Damon, L OBP: 0.381, SLG: 0.467	2-1 F8	0-1 1B		4-1 2B BB			1-1 F2		0-1 1B	4	0	2	1	1	0	0	Cleveland Indians @ Boston Red Sox Fenway Park, Boston, MA Tue Jun 25 2002, 7:05 PM EDT Att: 34,064 - Sunny - 85 F										
Carlos Baerga, S OBP: 0.328, SLG: 0.420	4-2 BB	0-1 F8		0-0 2B			1-0 G6-3		1-3 K	4	0	1	0	1	1	4											
Nomar Garciaparra, R OBP: 0.356, SLG: 0.526	0-2 F8	3-1 P6		0-2 F7			3-1 F8		2-1 1B	5	0	1	0	0	0	6											
Manny Ramirez, R OBP: 0.486, SLG: 0.653	0-2 F9			2-3 K			2-1 G6-3		3-2 1B 1B	5	0	1	0	0	2	3											
Shea Hillenbrand, R OBP: 0.353, SLG: 0.532		3-1 BB 2B 1B		2-3 K			3-3 K		0-1 1B	4	1	2	0	0	2	0											
Jason Varitek, S OBP: 0.325, SLG: 0.392		0-1 F7		1-1 E1			1-0 F7		0-0 1B	4	0	1	0	0	0	1											
Trot Nixon, L OBP: 0.331, SLG: 0.396		4-1 2B 1B BB		2-0 F8			2-2 G4-6-3 1B		1-1 F7	3	1	1	0	1	0	4											
Tony Clark, S OBP: 0.255, SLG: 0.301		1-1 1B 1B		1-1 F7			1-0 G4-6-3		0-1 G3-6-3	3	0	1	1	0	0	1											
Brian Daubach, L OBP: 0.333, SLG: 0.463		1-3 2H 2B					1-2 G3-6-3		1-2 G3-6-3	1	0	0	0	0	0	3											
Lou Merloni, R OBP: 0.363, SLG: 0.375		4-2 1B BB		2-2 G5-3			0-0 P4		1-2 G3-1	2	0	0	0	1	0	0											
Jose Offerman, S OBP: 0.311, SLG: 0.335										1	0	0	0	0	0	0											
Inning Stats	R: 0 E: 0 K: 0 S: 11	H: 0 LOB: 1 BB: 1 P: 17	R: 2 E: 0 K: 0 S: 15	H: 3 LOB: 2 BB: 2 P: 30	R: 0 E: 1 K: 2 S: 9	H: 0 LOB: 1 BB: 0 P: 16	R: 0 E: 0 K: 0 S: 10	H: 1 LOB: 2 BB: 1 P: 17	R: 0 E: 0 K: 1 S: 6	H: 0 LOB: 0 BB: 0 P: 12	R: 0 E: 0 K: 0 S: 5	H: 1 LOB: 0 BB: 0 P: 8	R: 0 E: 0 K: 0 S: 5	H: 0 LOB: 0 BB: 0 P: 10	R: 0 E: 0 K: 0 S: 10	H: 3 LOB: 2 BB: 0 P: 14	R: 0 E: 0 K: 2 S: 13	H: 2 LOB: 2 BB: 0 P: 19	1B: 8 2B: 2 3B: 0 HR: 0	SF: 0 SAC: 0 DP: 2 HBP: 0	WP: 0 PB: 0 SB: 0 CS: 0	PA: 40					
PITCHER	IP	WLS	BF	H	R	ER	SO	BB	IBB	HBP	BLK	WP	HR	S	P	ERA	WHIP										
Danys Baez, R ERA: 4.14	6.0	W	27	5	2	2	3	4	0	0	0	0	0	3	5	0.00	0.000										
Ricardo Rincon, L ERA: 2.93	0.2	H	2	0	0	0	0	0	0	0	0	0	0	3	5	0.00	0.000										
Mark Wohlers, R ERA: 6.37	0.1	H	1	0	0	0	0	0	0	0	0	0	0	2	5	0.00	0.000										
Paul Shuey, R ERA: 2.42	1.0	H	5	3	0	0	0	0	0	0	0	0	0	10	14	0.00	3.000										
Bob Wickman, R ERA: 4.28	1.0	S	5	2	0	0	2	0	0	0	0	0	0	13	19	0.00	2.000										

AB 34
R 4
H 9
RBI 4
BB 3
SO 10
LOB 14



AB 36
R 2
H 10
RBI 2
BB 4
SO 5
LOB 22



Batter	1	2	3	4	5	6	7	8	9	AB	R	H	RBI	BB	SO	LOB	TOP								
Chris Magruder, S OBP: 0.267, SLG: 0.366 (1, 9)										4	1	1	0	0	2	0	Cleveland Indians @ Boston Red Sox Fenway Park, Boston, MA Wed Jun 26 2002, 7:05 PM EDT Att: 32,255 - Cloudy - 90 F								
Jolbert Cabrera, R OBP: 0.176, SLG: 0.119 (1, 4)										4	0	0	0	0	2	1									
Ellis Burks, R OBP: 0.349, SLG: 0.467 (1, 10)										4	1	2	2	0	1	0									
Jim Thome, L OBP: 0.420, SLG: 0.570 (1, 3)										4	1	2	1	0	1	0									
Bill Selby, L OBP: 0.300, SLG: 0.269 (1, 5)										4	0	1	0	0	2	2									
Milton Bradley, S OBP: 0.309, SLG: 0.370 (1, 8)										4	0	0	0	0	1	3									
Ben Broussard, L OBP: 0.273, SLG: 0.545 (1, 7)										3	1	1	1	0	1	1									
Einar Diaz, R OBP: 0.261, SLG: 0.312 (1, 2)										3	0	0	0	0	1	1									
John McDonald, R OBP: 0.304, SLG: 0.387 (1, 6)										3	0	0	0	0	1	0									
Inning Stats	R: 2 E: 0 K: 3 S: 16	H: 2 LOB: 0 BB: 0 P: 20	R: 0 E: 0 K: 1 S: 7	H: 0 LOB: 0 BB: 0 P: 13	R: 0 E: 0 K: 0 S: 8	H: 0 LOB: 0 BB: 0 P: 13	R: 1 E: 0 K: 2 S: 16	H: 1 LOB: 0 BB: 0 P: 24	R: 1 E: 0 K: 2 S: 10	H: 1 LOB: 0 BB: 0 P: 13	R: 0 E: 0 K: 0 S: 5	H: 0 LOB: 0 BB: 0 P: 6	R: 0 E: 0 K: 1 S: 11	H: 1 LOB: 1 BB: 0 P: 16	R: 0 E: 0 K: 3 S: 11	H: 0 LOB: 0 BB: 0 P: 16	R: 0 E: 0 K: 0 S: 9	H: 2 LOB: 1 BB: 0 P: 13	1B: 3 2B: 1 3B: 0 HR: 3	SF: 0 SAC: 0 DP: 1 HBP: 0	WP: 0 PB: 0 SB: 0 CS: 0	PA: 33			
PITCHER	IP	WLS	BF	H	R	ER	SO	BB	IBB	HBP	BLK	WP	HR	S	P	ERA	WHIP								
Pedro Martinez, R ERA: 3.07 (1, 1)	7.0	W	26	5	4	4	9	0	0	0	0	0	3	73	105	5.14	0.714								
49 Tim Wakefield, R ERA: 2.44 (8, 1)	1.0	H	3	0	0	0	3	0	0	0	0	0	0	11	16	0.00	0.000								
Ugueth Urbina, R ERA: 1.91 (9, 1)	1.0	S	4	2	0	0	0	0	0	0	0	0	0	9	13	0.00	2.000								


Batter	1	2	3	4	5	6	7	8	9	AB	R	H	RBI	BB	SO	LOB	BOTTOM								
18 Johnny Damon, L OBP: 0.378, SLG: 0.469 (1, 8)										5	1	1	3	0	1	1	Cleveland Indians @ Boston Red Sox Fenway Park, Boston, MA Wed Jun 26 2002, 7:05 PM EDT Att: 32,255 - Cloudy - 90 F								
Carlos Baerga, S OBP: 0.341, SLG: 0.426 (1, 4)										3	1	2	0	1	0	0									
Nomar Garciaparra, R OBP: 0.351, SLG: 0.521 (1, 6)										3	0	0	1	0	1	2									
Manny Ramirez, R OBP: 0.487, SLG: 0.645 (1, 7)										3	0	1	1	1	0	1									
Shea Hillenbrand, R OBP: 0.348, SLG: 0.525 (1, 5)										4	0	0	0	0	0	3									
Jason Varitek, S OBP: 0.328, SLG: 0.407 (1, 2)										4	2	2	1	0	1	1									
Brian Daubach, L OBP: 0.339, SLG: 0.468 Rickey Henderson, R OBP: 0.361, SLG: 0.378 (8, PH)										2	1	1	1	0	1	0									
Trot Nixon, L OBP: 0.337, SLG: 0.402 (1, 9)										4	1	3	0	0	0	1									
Jose Offerman, S OBP: 0.310, SLG: 0.330 (1, 3)										3	1	0	0	1	2	2									
Inning Stats	R: 0 E: 0 K: 0 S: 11	H: 1 LOB: 1 BB: 0 P: 17	R: 0 E: 0 K: 1 S: 10	H: 0 LOB: 1 BB: 0 P: 18	R: 0 E: 0 K: 1 S: 6	H: 0 LOB: 0 BB: 0 P: 11	R: 0 E: 0 K: 0 S: 7	H: 0 LOB: 0 BB: 0 P: 8	R: 6 E: 0 K: 0 S: 17	H: 5 LOB: 1 BB: 2 P: 32	R: 0 E: 0 K: 1 S: 8	H: 1 LOB: 0 BB: 0 P: 12	R: 0 E: 0 K: 1 S: 8	H: 1 LOB: 2 BB: 1 P: 18	R: 1 E: 0 K: 3 S: 13	H: 2 LOB: 1 BB: 0 P: 20	1B: 7 2B: 1 3B: 1 HR: 1	SF: 1 SAC: 0 DP: 1 HBP: 1	WP: 0 PB: 0 SB: 3 CS: 0	PA: 37					
PITCHER	IP	WLS	BF	H	R	ER	SO	BB	IBB	HBP	BLK	WP	HR	S	P	ERA	WHIP								
Ryan Drese, R ERA: 5.85 (1, 1)	4.0	L	20	5	6	6	2	2	0	1	0	0	0	8	12	0.00	1.000								
Chad Paronto, R ERA: 5.4 (5, 1)	1.0		4	1	0	0	0	0	0	0	0	0	0	8	12	0.00	1.000								
Heath Murray, L ERA: 6.75 (6, 1)	1.1		5	2	0	0	1	0	0	0	0	0	0	11	17	0.00	1.500								
Jerrold Riggan, R ERA: 5.4 (7, 1)	0.2		3	0	0	0	1	0	1	0	1	0	0	5	13	0.00	0.000								
Ricardo Rincon, L ERA: 3.14 (8, 1)	1.0		5	2	1	1	3	0	0	0	0	0	1	13	20	9.00	2.000								

Batter	1	2	3	4	5	6	7	8	9	AB	R	H	RBI	BB	SO	LOB	TOP										
Quinton McCracken, S OBP: 0.406, SLG: 0.570 (1, 9)	G6-3 ①		G4-3 ③		F9 1B E 1B		B3 ①		K ③	5	1	1	0	0	1	2											
Junior Spivey, R OBP: 0.420, SLG: 0.553 (1, 4)	L9 ②			G1-3 1B 1B	E1 1B 1-2		G5-3 ②			4	1	1	0	0	0	1											
Luis Gonzalez, L OBP: 0.399, SLG: 0.517 (1, 7)	G3 ③			G1-3 1-2	F5 ①		F9 ③			4	0	0	0	0	0	3											
Greg Colbrunn, R OBP: 0.362, SLG: 0.488 (8, PH)		G1-6-3 1B		BB SF7 1B BB	F9 ②			F7 ①		2	1	1	0	1	0	2											
Mark Grace, L OBP: 0.362, SLG: 0.435 (8, 3)										1	0	0	0	0	0	0											
Steve Finley, L OBP: 0.374, SLG: 0.492 (1, 8)	F7 ①			BB 1B 1-2 2-H	S 1B 3-H			G4-6-3 1B		4	1	3	2	0	0	1											
Damian Miller, R OBP: 0.353, SLG: 0.493 (1, 2)	G1-6-3 ③			1B 1-2 2-3	K ③			G4-6-3 ②		3	0	0	0	1	1	4											
Craig Counsell, L OBP: 0.357, SLG: 0.359 (1, 5)			B1-3 ①	SF7 ②		G6-3 ①			FC4-6 BB	2	0	0	1	1	0	0											
Jose Guillen, R OBP: 0.277, SLG: 0.355 (9, PH)			FC5-4 1B	3-H 2-1				FC4-6 ①		2	0	2	1	1	0	0											
Erubiel Durazo, L OBP: 0.364, SLG: 0.533 (9, FR)				1-2 2-H	1B		CS BB	FC1-6 ①		1	0	0	0	0	0	1											
David Dellucci, L OBP: 0.317, SLG: 0.400 (9, FR)								FC1-6 ②		0	0	0	0	0	0	0											
Tony Womack, L OBP: 0.303, SLG: 0.322 (1, 6)	FC5-4 ②		K ③			K ②		FC1-6 ②		4	0	0	0	0	2	5											
Inning Stats	R: 0 E: 0 K: 0 S: 8	H: 0 LOB: 0 BB: 0 P: 10	R: 0 E: 0 K: 0 S: 10	H: 1 LOB: 0 BB: 0 P: 13	R: 0 E: 0 K: 0 S: 8	H: 1 LOB: 1 BB: 0 P: 14	R: 3 E: 0 K: 1 S: 16	H: 3 LOB: 2 BB: 2 P: 32	R: 1 E: 1 K: 1 S: 9	H: 2 LOB: 2 BB: 0 P: 15	R: 0 E: 0 K: 0 S: 8	H: 0 LOB: 1 BB: 1 P: 12	R: 0 E: 0 K: 0 S: 7	H: 0 LOB: 0 BB: 0 P: 10	R: 0 E: 0 K: 0 S: 7	H: 1 LOB: 0 BB: 0 P: 11	R: 0 E: 0 K: 1 S: 9	H: 0 LOB: 1 BB: 1 P: 17	1B: 8 2B: 1 3B: 0 HR: 0	SF: 1 SAC: 0 DP: 3 HBP: 0	WP: 0 PB: 0 SB: 1 CS: 1	PA: 37					
PITCHER	IP	WLS	BF	H	R	ER	SO	BB	IBB	HBP	BLK	WP	HR	S	P	ERA	WHIP										
Chuck Finley, L ERA: 3.88 (1, 1)	6.0	L	27	7	4	3	3	3	0	0	0	0	0	59	96	4.50	1.667										
Ricardo Rincon, L ERA: 3.03 (7, 1)	1.0		3	0	0	0	0	0	0	0	0	0	0	7	10	0.00	0.000										
Mark Wohlers, R ERA: 6.16 (8, 1)	1.0		3	1	0	0	0	0	0	0	0	0	0	7	11	0.00	1.000										
Paul Shuey, R ERA: 2.33 (9, 1)	1.0		4	0	0	0	1	1	0	0	0	0	0	9	17	0.00	1.000										

Arizona Diamondbacks @ Cleveland Indians
Jacobs Field, Cleveland, OH
Sat Jun 29 2002, 7:05 PM EDT
Att: 42,466 - Sunny - 84 F

livebaseballscores.com

AB	32
R	4
H	8
RBI	4
BB	4
SO	4
LOB	19




Batter	1	2	3	4	5	6	7	8	9	AB	R	H	RBI	BB	SO	LOB	BOTTOM										
Chris Magruder, S OBP: 0.276, SLG: 0.393 (1, 9)	G6-4-3 1B		G5-3 ③			G1-6-3 ③			1B FC1 BB	3	0	1	0	1	0	1											
Omar Vizquel, S OBP: 0.381, SLG: 0.488 (1, 6)	F8 ①			B1-3 ①			F7 ①		L8 ①	4	0	0	0	0	0	2											
Ellis Burks, R OBP: 0.343, SLG: 0.469 (1, 10)	G6-4-3 ②			K ②			F8 ②		FC1 1B ②	4	0	0	0	0	1	2											
Jim Thome, L OBP: 0.425, SLG: 0.593 (1, 3)		HR		G1-3 ③			P5 ③		1-2 2-3 1B	4	1	2	1	0	0	0											
Travis Fryman, R OBP: 0.295, SLG: 0.349 (1, 5)		G6-3 ①				G6-3 ①			G3 ①	4	0	0	0	0	1	3											
Milton Bradley, S OBP: 0.306, SLG: 0.359 (1, 8)		G5-3 ②				G4-3 ②			K ③	4	1	1	0	0	1	3											
Jolbert Cabrera, R OBP: 0.169, SLG: 0.114 (6, PH)									2B 1B	2	0	0	0	0	1	0											
Ben Broussard, L OBP: 0.267, SLG: 0.467 (9, 7)									L8 ②	1	0	0	0	0	0	1											
John McDonald, R OBP: 0.294, SLG: 0.375 (8, PH)										2	0	0	0	0	0	0											
Bill Selby, L OBP: 0.323, SLG: 0.333 (9, 4)									G6-3 ①	1	0	1	1	0	0	0											
Eddie Pérez, R OBP: 0.263, SLG: 0.339 (8, PH)									1-H 2B ③	2	0	1	0	0	0	0											
Lee Stevens, L OBP: 0.318, SLG: 0.376 (8, PH)										0	0	0	0	0	0	0											
Einar Diaz, R OBP: 0.268, SLG: 0.312 (9, 2)									G1-6-3 1B	1	0	0	0	0	0	1											
Inning Stats	R: 0 E: 0 K: 0 S: 5	H: 1 LOB: 0 BB: 0 P: 7	R: 1 E: 0 K: 1 S: 8	H: 1 LOB: 0 BB: 0 P: 10	R: 0 E: 0 K: 0 S: 10	H: 0 LOB: 0 BB: 0 P: 13	R: 0 E: 0 K: 1 S: 10	H: 0 LOB: 0 BB: 0 P: 14	R: 0 E: 0 K: 0 S: 5	H: 1 LOB: 0 BB: 0 P: 5	R: 0 E: 0 K: 0 S: 6	H: 0 LOB: 0 BB: 0 P: 9	R: 0 E: 0 K: 0 S: 12	H: 2 LOB: 1 BB: 0 P: 19	R: 0 E: 0 K: 2 S: 18	H: 1 LOB: 3 BB: 1 P: 26	1B: 4 2B: 1 3B: 0 HR: 1	SF: 0 SAC: 0 DP: 2 HBP: 0	WP: 0 PB: 0 SB: 0 CS: 0	PA: 33							
PITCHER	IP	WLS	BF	H	R	ER	SO	BB	IBB	HBP	BLK	WP	HR	S	P	ERA	WHIP										
Brian Anderson, L ERA: 5.31 (8, 1)	0.1	H	2	1	0	0	0	0	0	0	0	0	0	4	7	0.00	3.000										
Mike Koptove, R ERA: 0.9 (8, 1)	0.1	H	1	0	0	0	0	0	0	0	0	0	0	3	6	0.00	0.000										
Mike Myers, L ERA: 4.12 (9, 1)	1.0	S	6	1	0	0	2	1	0	0	0	0	0	18	26	0.00	2.000										

Arizona Diamondbacks @ Cleveland Indians
Jacobs Field, Cleveland, OH
Sat Jun 29 2002, 7:05 PM EDT
Att: 42,466 - Sunny - 84 F

livebaseballscores.com

AB	32
R	2
H	6
RBI	2
BB	1
SO	4
LOB	13



Batter	1	2	3	4	5	6	7	8	9	AB	R	H	RBI	BB	SO	LOB	TOP										
Craig Counsell, L OBP: 0.358, SLG: 0.363	1-1 F8	1-2 BB 1B		1-0 F7 1-H 2B		0-3 K			3-3 K	5	0	2	1	0	2	1											
Quinton McCracken, S OBP: 0.388, SLG: 0.552	4-2 BB BLK BB	2-2 F8		0-1 F7		1-3 K			0-1 L6	4	1	0	0	1	1	3											
Luis Gonzalez, L OBP: 0.402, SLG: 0.514	4-0 BB 1B BB	4-1 BB		1-0 G6-3					0-1 G4-3	2	1	0	0	3	0	1											
Mark Grace, L OBP: 0.355, SLG: 0.425	1-3 K	3-2 F8		0-1 L8					3-3 K	4	0	0	0	0	2	6											
Junior Spivey, R OBP: 0.421, SLG: 0.563	4-2 BB 1B BB			0-3 K		0-2 HR			2-1 F8	3	2	1	1	1	1	1											
Steve Finley, L OBP: 0.375, SLG: 0.494	4-2 1B BB			0-0 2B		1-1 G3			1-2 P4	3	0	1	1	1	0	1											
Damian Miller, R OBP: 0.352, SLG: 0.488	1-2 1B			0-2 F8		2-3 K			1-3 K	4	0	1	2	0	2	1											
David Dellucci, L OBP: 0.299, SLG: 0.373	3-1 F9			2-1 G4-3		0-1 G4-3			0-0 F7	4	0	0	0	0	0	3											
Tony Womack, L OBP: 0.305, SLG: 0.322				3-2 WP 2B 1B					1-1 F8	3	1	1	0	0	0	0											
Inning Stats	R: 3 E: 0 K: 1 S: 17	H: 1 LOB: 2 BB: 4 P: 39	R: 0 E: 0 K: 0 S: 15	H: 1 LOB: 2 BB: 1 P: 26	R: 0 E: 0 K: 1 S: 9	H: 1 LOB: 1 BB: 0 P: 11	R: 1 E: 0 K: 0 S: 11	H: 2 LOB: 1 BB: 0 P: 16	R: 1 E: 0 K: 1 S: 11	H: 1 LOB: 0 BB: 0 P: 14	R: 0 E: 0 K: 2 S: 7	H: 0 LOB: 0 BB: 0 P: 11	R: 0 E: 0 K: 1 S: 10	H: 0 LOB: 1 BB: 1 P: 20	R: 0 E: 0 K: 1 S: 9	H: 0 LOB: 0 BB: 0 P: 11	R: 0 E: 0 K: 1 S: 9	H: 0 LOB: 0 BB: 0 P: 12	1B: 3 2B: 2 3B: 0 HR: 1	SF: 0 SAC: 0 DP: 0 HBP: 1	WP: 1 PB: 0 SB: 0 CS: 0	PA: 39					
PITCHER	IP	WLS	BF	H	R	ER	SO	BB	IBB	HBP	BLK	WP	HR	S	P	ERA	WHIP										
Danys Baez, R ERA: 4.4	3.0	L	19	5	4	4	2	5	0	0	1	1	0	47	86	12.00	3.333										
Heath Murray, L ERA: 3.99	3.1		12	1	1	1	4	1	0	1	0	0	1	27	42	2.70	0.600										
Jerrold Riggan, R ERA: 4.82	0.2		2	0	0	0	0	0	0	0	0	0	0	6	9	0.00	0.000										
Chad Paronto, R ERA: 5.19	1.0		3	0	0	0	1	0	0	0	0	0	0	9	11	0.00	0.000										
Bob Wickman, R ERA: 4.13	1.0		3	0	0	0	1	0	0	0	0	0	0	9	12	0.00	0.000										
Batter	1	2	3	4	5	6	7	8	9	AB	R	H	RBI	BB	SO	LOB	BOTTOM										
Chris Magruder, S OBP: 0.265, SLG: 0.376	1-1 F5			1-0 P5					2-1 F8	4	0	0	0	0	1	1											
Omar Vizquel, S OBP: 0.379, SLG: 0.484	0-1 P6			2-1 1B					0-1 G4-3	4	0	1	0	0	0	0											
Ellis Burks, R OBP: 0.341, SLG: 0.477	1-1 F8			3-3 K					1-0 P6	4	1	1	1	0	1	2											
Jim Thome, L OBP: 0.423, SLG: 0.599				0-0 G6-3					0-0 G4-3	4	1	1	1	0	1	0											
Lee Stevens, L OBP: 0.313, SLG: 0.368				2-3 K					0-1 P4	4	0	0	0	0	2	0											
Bill Selby, L OBP: 0.314, SLG: 0.323				2-1 F8					2-1 E6 BB	4	0	1	0	0	0	0											
Ben Broussard, L OBP: 0.278, SLG: 0.412				1-0 L8					4-2 G6-4-3 BB	2	0	0	0	1	0	1											
John McDonald, R OBP: 0.284, SLG: 0.361				0-0 F9					0-0 G6-4-3	3	0	0	0	0	0	2											
Einar Diaz, R OBP: 0.270, SLG: 0.313				1-1 1B					2-1 F9	3	0	1	0	0	0	0											
Inning Stats	R: 0 E: 0 K: 0 S: 6	H: 0 LOB: 0 BB: 0 P: 8	R: 1 E: 0 K: 1 S: 8	H: 1 LOB: 0 BB: 0 P: 14	R: 0 E: 0 K: 1 S: 9	H: 2 LOB: 2 BB: 0 P: 16	R: 0 E: 0 K: 1 S: 11	H: 1 LOB: 1 BB: 0 P: 18	R: 0 E: 0 K: 1 S: 6	H: 0 LOB: 0 BB: 0 P: 8	R: 0 E: 0 K: 0 S: 5	H: 0 LOB: 0 BB: 0 P: 7	R: 0 E: 0 K: 0 S: 7	H: 0 LOB: 0 BB: 1 P: 13	R: 0 E: 0 K: 0 S: 6	H: 0 LOB: 0 BB: 0 P: 10	R: 1 E: 0 K: 1 S: 8	H: 1 LOB: 0 BB: 0 P: 15	1B: 3 2B: 0 3B: 0 HR: 2	SF: 0 SAC: 0 DP: 1 HBP: 0	WP: 0 PB: 1 SB: 0 CS: 0	PA: 33					
PITCHER	IP	WLS	BF	H	R	ER	SO	BB	IBB	HBP	BLK	WP	HR	S	P	ERA	WHIP										
Curt Schilling, R ERA: 3.22	9.0	W	33	5	2	2	5	1	0	0	0	0	2	66	109	2.00	0.667										

Arizona Diamondbacks @ Cleveland Indians
Jacobs Field, Cleveland, OH
Sun Jun 30 2002, 1:05 PM EDT
Att: 42,221 - Sunny - 84 F

AB 32
R 5
H 6
RBI 5
BB 6
SO 8
LOB 17



Arizona Diamondbacks @ Cleveland Indians
Jacobs Field, Cleveland, OH
Sun Jun 30 2002, 1:05 PM EDT
Att: 42,221 - Sunny - 84 F

AB 32
R 2
H 5
RBI 2
BB 1
SO 5
LOB 6



Batter	1	2	3	4	5	6	7	8	9	AB	R	H	RBI	BB	SO	LOB	TOP										
Matt Lawton, L OBP: 0.356, SLG: 0.416 (1, 9)	1-2 HR		4-0 CS BB			0-1 B2-6-3 1B		0-0 F9		3	1	2	1	1	0	0	Cleveland Indians @ New York Yankees Yankee Stadium, Bronx, NY Tue Jul 02 2002, 7:05 PM EDT Att: 45,589 - Sunny - 95 F										
Omar Vizquel, S OBP: 0.381, SLG: 0.483 (1, 6)	2-1 HR 1B		3-2 F9			0-0 B2-6-3 1-2		4-2 BB		3	1	1	0	1	0	2											
Ellis Burks, R OBP: 0.337, SLG: 0.469 (1, 10)	1-1 F9		2-3 K			2-2 F8		1-3 K		4	0	0	0	0	2	2											
Jim Thome, L OBP: 0.422, SLG: 0.608 Lee Stevens, L OBP: 0.316, SLG: 0.371 (8, 3)	2-1 HR			1-0 F8			1-1 G3-1		0-0 2B 1B	3	1	1	2	0	0	0											
Travis Fryman, R OBP: 0.298, SLG: 0.353 (1, 5)	2-2 G5-3			1-1 F9			4-2 FC5-2 BB		1-1 WP G5-3 2B	3	1	1	0	1	0	0											
Ben Brissard, L OBP: 0.238, SLG: 0.350 Jolbert Cabrera, R OBP: 0.179, SLG: 0.127 (7, PR) (7, 7)	1-1 G6-3			2-3 K			0-0 E3 FC5-2 1-3		1-2 G5-3 WP 1B	3	0	0	0	0	1	1											
Milton Bradley, S OBP: 0.299, SLG: 0.349 (1, 8)		0-0 G4-3			2-1 F8		0-1 FC5-2 1-2 3-H 1-3		1-3 K	4	0	0	0	0	1	4											
Ricky Gutierrez, R OBP: 0.290, SLG: 0.296 (1, 4)		0-2 F9			2-2 G5-3			3-2 G5-3	4	0	0	1	0	1	3												
Einar Diaz, R OBP: 0.266, SLG: 0.308 Chris Magruder, S OBP: 0.262, SLG: 0.372 (9, PH) (9, 1)	1-2 G2-3			3-2 P3			3-2 F7		2-1 F8	3	0	0	0	0	0	0											
Inning Stats	R: 3 E: 0 K: 0 S: 14	H: 3 LOB: 0 BB: 0 P: 23	R: 0 E: 0 K: 0 S: 7	H: 0 LOB: 0 BB: 0 P: 8	R: 0 E: 0 K: 1 S: 9	H: 0 LOB: 0 BB: 1 P: 18	R: 0 E: 0 K: 1 S: 6	H: 0 LOB: 0 BB: 0 P: 10	R: 0 E: 0 K: 0 S: 8	H: 1 LOB: 0 BB: 0 P: 15	R: 0 E: 0 K: 1 S: 12	H: 0 LOB: 2 BB: 1 P: 18	R: 0 E: 0 K: 1 S: 11	H: 0 LOB: 1 BB: 1 P: 19	R: 2 E: 0 K: 1 S: 15	H: 3 LOB: 1 BB: 0 P: 23	1B: 4 2B: 1 3B: 0 HR: 2	SF: 0 SAC: 0 DP: 1 HBP: 0	WP: 1 PB: 0 SB: 1 CS: 1	PA: 36							
PITCHER	IP	WLS	BF	H	R	ER	SO	BB	IBB	HBP	BLK	WP	HR	S	P	ERA	WHIP										
Roger Clemens, R ERA: 4.2	(1, 1)	5.0	18	3	3	3	2	1	0	0	0	0	2	44	74	5.40	0.800										
Ramiro Mendoza, R ERA: 3.12	(6, 1)	2.0	W	8	1	0	0	1	1	0	0	0	0	19	27	0.00	1.000										
Mike Stanton, L ERA: 2.7	(8, 1)	1.0		4	0	0	1	1	0	0	0	0	0	11	19	0.00	1.000										
Randy Choate, L ERA: 6.33	(9, 1)	0.0		3	3	2	0	0	0	0	0	0	0	7	9	∞	∞										
Steve Karsay, R ERA: 2.99	(9, 1)	1.0		3	0	0	0	0	0	0	0	1	0	8	14	0.00	0.000										

Batter	1	2	3	4	5	6	7	8	9	AB	R	H	RBI	BB	SO	LOB	BOTTOM										
Alfonso Soriano, R OBP: 0.349, SLG: 0.583 (1, 4)	3-2 L7		1-2 G6-3		1-1 F8		2-0 2B 1B	0-0 G6-3		5	1	1	0	0	0	0	Cleveland Indians @ New York Yankees Yankee Stadium, Bronx, NY Tue Jul 02 2002, 7:05 PM EDT Att: 45,589 - Sunny - 95 F										
2 Derek Jeter, R OBP: 0.383, SLG: 0.447 (1, 6)	0-0 FC4-6 1B			2-2 25 FC3-6 1B	1-1 G4-3		1-2 1B 1-3 3-H 2-3	2-2 G1-3		5	1	3	1	0	0	0											
25 Jason Giambi, L OBP: 0.429, SLG: 0.591 (1, 10)	1-0 F8			2-1 FC3-6 HBP BB 1B 1-2	3-2 F9		0-1 K		4	1	0	0	0	1	4												
Bernie Williams, S OBP: 0.407, SLG: 0.462 (1, 8)	1-1 FC4-6			4-0 HBP 1B 1-2 BB		1-0 G3-1	0-1 1B 20 HR 1B 3-H		3	2	1	1	1	0	1												
Raul Mondesi, R OBP: 0.307, SLG: 0.435 (1, 9)		4-1 CS BB		1-0 20 BB 1B SF8 HBP 1-2 2-3		0-0 E5 FC3-6	0-1 20 HR 1B 1-2 3-H		2	2	1	1	1	0	0												
Robin Ventura, L OBP: 0.367, SLG: 0.520 (1, 5)	1-2 F7			2-2 20 BB 1B 1-2 2-H 3-H		0-1 FC3-6	1-2 20 HR 1B 1-2 2-3		4	1	2	2	0	0	2												
20 Jorge Posada, S OBP: 0.351, SLG: 0.496 (1, 2)	3-1 F7			1-2 2-3 BB		2-3 K	0-0 1-H 2-H 3-H HR		3	1	1	4	1	1	1												
John Vander Wal, L OBP: 0.340, SLG: 0.441 Rondell White, R OBP: 0.314, SLG: 0.392 (7, PH) (8, 7)			0-3 K2-3	2-0 SF8			1-3 20 HR BB G5-3		1	0	0	1	0	1	0												
Nick Johnson, L OBP: 0.315, SLG: 0.411 (1, 3)			3-3 K	3-H G3			0-0 SH2-3	1-2 G4-3		3	0	0	0	0	1	2											
Inning Stats	R: 0 E: 0 K: 0 S: 10	H: 1 LOB: 1 BB: 0 P: 15	R: 0 E: 0 K: 0 S: 6	H: 0 LOB: 0 BB: 1 P: 14	R: 0 E: 0 K: 2 S: 10	H: 0 LOB: 0 BB: 0 P: 14	R: 3 E: 0 K: 0 S: 17	H: 2 LOB: 2 BB: 2 P: 35	R: 0 E: 0 K: 0 S: 10	H: 0 LOB: 0 BB: 0 P: 15	R: 0 E: 0 K: 1 S: 7	H: 0 LOB: 1 BB: 0 P: 10	R: 7 E: 0 K: 1 S: 25	H: 6 LOB: 0 BB: 1 P: 35	R: 0 E: 0 K: 0 S: 7	H: 0 LOB: 0 BB: 0 P: 10	1B: 8 2B: 0 3B: 0 HR: 1	SF: 1 SAC: 1 DP: 0 HBP: 1	WP: 0 PB: 0 SB: 0 CS: 1	PA: 38							
PITCHER	IP	WLS	BF	H	R	ER	SO	BB	IBB	HBP	BLK	WP	HR	S	P	ERA	WHIP										
Ryan Drese, R ERA: 5.76	(1, 1)	6.0		25	3	3	3	3	0	1	0	0	0	60	103	4.50	1.000										
Ricardo Rincon, L ERA: 3.3	(7, 1)	0.1	L	2	0	1	0	1	0	0	0	0	0	5	9	27.00	3.000										
Mark Wohlers, R ERA: 6.75	(7, 1)	0.0		2	2	0	0	0	0	0	0	0	0	6	9	∞	∞										
Heath Murray, L ERA: 3.6	(7, 1)	0.1		1	0	0	0	0	0	0	0	0	0	5	7	0.00	0.000										
Jerrod Riggan, R ERA: 6.63	(7, 1)	0.1		5	4	6	0	0	0	0	0	0	1	9	10	162.00	12.000										

AB	33
R	5
H	7
RBI	5
BB	3
SO	5
LOB	13

AB	31
R	10
H	9
RBI	10
BB	4
SO	4
LOB	10




Batter	1	2	3	4	5	6	7	8	9	AB	R	H	RBI	BB	SO	LOB	TOP										
Matt Lawton, L (1, 9) OBP: 0.356, SLG: 0.414	4-1 BB	0-3 K		0-2 1-3 2H 1B		0-1 P5		0-1 G4-3		4	0	1	2	1	1	3	Cleveland Indians @ New York Yankees Yankee Stadium, Bronx, NY Wed Jul 03 2002, 7:05 PM EDT Att: 39,879 - Sunny - 93 F										
Omar Vizquel, S (1, 6) OBP: 0.376, SLG: 0.478	3-1 F5		0-0 F7	1-3 K			1-2 G4-3	1-0 2-3 3H 1B		5	0	1	1	0	1	3											
Ellis Burks, R (1, 10) OBP: 0.333, SLG: 0.464	0-1 F8		0-1 G5-3	1-2 F5			0-2 G6-3	0-0 L6		3	0	0	0	0	0	3											
Jolbert Cabrera, R (7, PH) OBP: 0.177, SLG: 0.125										1	0	0	0	0	0	0											
Ben Broussard, L (8, PH) OBP: 0.227, SLG: 0.333										1	0	0	0	0	0	1											
Jim Thome, L (1, 3) OBP: 0.419, SLG: 0.611	2-0 G4-3		3-3 K		3-2 F8		3-2 HR		2-2 F7	5	1	1	1	0	1	1											
Travis Fryman, R (1, 5) OBP: 0.303, SLG: 0.370		2-0 HR		1-2 2B 1B	2-1 G5-3		2-0 G5-3		0-2 G3 1B	5	2	3	1	0	0	0											
Milton Bradley, S (1, 8) OBP: 0.302, SLG: 0.357	1-1 F3			2-0 1B	0-2 1B			1-2 F7	1-0 G3	5	1	2	0	0	0	1											
Chris Magruder, S (1, 7) OBP: 0.269, SLG: 0.384	0-2 2B			0-2 P5	0-0 F8			2-1 1B	1-0 G6-3	5	1	2	0	0	0	4											
Ricky Gutierrez, R (1, 4) OBP: 0.297, SLG: 0.300	4-2 BB			0-0 1B	0-0 F9			0-0 2B	1-2 G4-3 1B	3	2	2	2	1	0	0											
Einar Diaz, R (1, 2) OBP: 0.267, SLG: 0.308	0-1 L6			2-3 1B	3-1 1B			1-0 G4-3	1-0 1B	3	0	1	0	0	0	2											
Lee Stevens, L (8, PH) OBP: 0.319, SLG: 0.379				1-2 1B				1-3 2H 1B	2B	1	1	1	1	0	0	0											
Eddie Pérez, R (8, 2) OBP: 0.263, SLG: 0.339										0	0	0	0	0	0	0											
Inning Stats	R: 0 E: 0 K: 0 S: 6	H: 0 LOB: 1 BB: 1 P: 15	R: 1 E: 0 K: 1 S: 15	H: 2 LOB: 2 BB: 1 P: 22	R: 0 E: 0 K: 1 S: 7	H: 0 LOB: 0 BB: 0 P: 10	R: 3 E: 0 K: 1 S: 21	H: 5 LOB: 2 BB: 0 P: 29	R: 0 E: 0 K: 0 S: 4	H: 0 LOB: 0 BB: 0 P: 4	R: 1 E: 0 K: 0 S: 12	H: 1 LOB: 0 BB: 0 P: 18	R: 3 E: 0 K: 0 S: 12	H: 4 LOB: 1 BB: 0 P: 17	R: 0 E: 0 K: 0 S: 9	H: 1 LOB: 1 BB: 0 P: 13	1B: 9 2B: 3 3B: 0 HR: 2	SF: 0 SAC: 0 DP: 0 HBP: 0	WP: 0 PB: 0 SB: 0 CS: 0	PA: 43							
PITCHER	IP	WLS	BF	H	R	ER	SO	BB	IBB	HBP	BLK	WP	HR	S	P	ERA	WHIP										
David Wells, L (1, 1) ERA: 3.66	6.2	W	31	9	5	5	3	2	0	0	0	0	2	76	112	6.75	1.650										
Steve Karsay, R (7, 1) ERA: 2.95	0.2	H	5	3	3	3	0	0	0	0	0	0	0	9	15	40.50	4.500										
Mike Stanton, L (8, 1) ERA: 2.68	0.1	H	2	1	0	0	0	0	0	0	0	0	0	3	4	0.00	3.000										
42 Mariano Rivera, R (8, 1) ERA: 1.5	1.1	S	5	1	0	0	0	0	0	0	0	0	0	10	14	0.00	0.750										

Batter	1	2	3	4	5	6	7	8	9	AB	R	H	RBI	BB	SO	LOB	BOTTOM										
Alfonso Soriano, R (1, 4) OBP: 0.347, SLG: 0.588	0-1 F9	0-0 HR		1-3 K			0-1 G4-3	0-0 SF8		4	1	1	3	0	1	0	Cleveland Indians @ New York Yankees Yankee Stadium, Bronx, NY Wed Jul 03 2002, 7:05 PM EDT Att: 39,879 - Sunny - 93 F										
2 Derek Jeter, R (1, 6) OBP: 0.386, SLG: 0.451	0-2 G6-3	3H 1B			1-0 G4-3 25 SF7 2B		4-2 1B 1B BB	3-3 K		4	2	2	0	1	1	0											
Bernie Williams, S (1, 8) OBP: 0.404, SLG: 0.458	1-1 P6	2-3 K			0-0 G4-3		1-0 20 1B BB	0-2 F8		5	1	1	0	0	1	2											
25 Jason Giambi, L (1, 3) OBP: 0.427, SLG: 0.588		0-0 2B 1B		2-1 F9	1-1 SF7		1-3 K			3	1	1	1	0	1	2											
Nick Johnson, L (9, 3) OBP: 0.315, SLG: 0.411					3H G6-3		3-2 20 1B 2B	1B		0	0	0	0	0	0	0											
Raul Mondesi, R (1, 9) OBP: 0.306, SLG: 0.433	1-0 P5	1-0 F8		3-1 F8	0-0 G6-3		3-2 20 1B 2B	1B		4	1	1	0	0	0	1											
20 Jorge Posada, S (1, 2) OBP: 0.356, SLG: 0.496	3-0 F3	4-2 BB		4-2 BB		4-1 G3 BB	0-1 2B	1B		2	1	1	2	2	0	1											
Ron Coomer, R (1, 10) OBP: 0.368, SLG: 0.569	0-1 1B 2B	1-3 K		1-3 K		2-1 G3	1-2 2-3 2B	1B		4	1	2	2	0	1	2											
Rondell White, R (1, 7) OBP: 0.313, SLG: 0.390	1-1 BLK 3B 1B			0-1 G6-3		1-1 F9	0-0 G1-3			4	1	1	2	0	0	2											
Enrique Wilson, S (1, 5) OBP: 0.270, SLG: 0.379	2H 3H 1H HR			1-0 G5-3		0-0 F7		0-0 SF8 3B		4	2	2	1	0	0	1											
Inning Stats	R: 0 E: 0 K: 0 S: 8	H: 0 LOB: 0 BB: 0 P: 9	R: 5 E: 0 K: 1 S: 17	H: 6 LOB: 1 BB: 0 P: 27	R: 0 E: 0 K: 1 S: 9	H: 0 LOB: 1 BB: 1 P: 19	R: 0 E: 0 K: 1 S: 6	H: 0 LOB: 0 BB: 0 P: 8	R: 1 E: 0 K: 0 S: 5	H: 1 LOB: 0 BB: 0 P: 7	R: 0 E: 0 K: 0 S: 6	H: 0 LOB: 1 BB: 1 P: 13	R: 4 E: 0 K: 1 S: 17	H: 4 LOB: 1 BB: 1 P: 28	R: 1 E: 0 K: 1 S: 8	H: 1 LOB: 0 BB: 0 P: 11	1B: 6 2B: 3 3B: 2 HR: 1	SF: 2 SAC: 0 DP: 0 HBP: 0	WP: 0 PB: 0 SB: 0 CS: 0	PA: 39							
PITCHER	IP	WLS	BF	H	R	ER	SO	BB	IBB	HBP	BLK	WP	HR	S	P	ERA	WHIP										
CC Sabathia, L (1, 1) ERA: 4.95	6.0	L	27	7	6	6	3	2	0	0	0	0	1	51	83	9.00	1.500										
Mark Wohlers, R (7, 1) ERA: 7.29	0.1		3	1	2	2	0	1	0	0	0	0	0	5	10	54.00	6.000										
Ricardo Rincon, L (7, 1) ERA: 3.26	0.1		1	0	0	0	1	0	0	0	0	0	0	3	4	0.00	0.000										
Paul Shuey, R (7, 1) ERA: 2.96	0.1		4	3	2	2	0	0	0	0	0	0	0	9	14	54.00	9.000										
Chad Paronto, R (8, 1) ERA: 5.14	1.0		4	1	1	1	1	0	0	0	0	0	0	8	11	9.00	1.000										

AB	41
R	8
H	14
RBI	8
BB	2
SO	3
LOB	18



AB	34
R	11
H	12
RBI	11
BB	3
SO	5
LOB	11



Batter	1	2	3	4	5	6	7	8	9	AB	R	H	RBI	BB	SO	LOB	TOP				
Matt Lawton, L OBP: 0.354, SLG: 0.410 (1, 9)	G4-3		2B 1-2		G3		E6 FC1-2		L6	5	0	1	0	0	0	2	Cleveland Indians @ New York Yankees Yankee Stadium, Bronx, NY Thu Jul 04 2002, 1:05 PM EDT Att: 42,909 - Sunny - 94 F				
Omar Vizquel, S OBP: 0.375, SLG: 0.477 (1, 6)	K		1-1		K		FC1-2		G6-3	5	0	1	1	0	2	3					
Lee Stevens, L OBP: 0.319, SLG: 0.376 (7, PH)			1-3 2-H		G3					2	0	0	0	1	0	2					
Ellis Burks, R OBP: 0.332, SLG: 0.462 (7, 7)										1	0	0	0	0	0	3					
Jolbert Cabrera, R OBP: 0.177, SLG: 0.125 (7, 7)	BB									0	0	0	0	0	0	0					
Jim Thome, L OBP: 0.417, SLG: 0.604 (1, 10)	G4-3		4-0							3	0	0	0	1	1	4					
Travis Fryman, R OBP: 0.299, SLG: 0.364 (1, 5)			1-1							4	0	0	0	0	0	3					
Ben Broussard, L OBP: 0.231, SLG: 0.320 (7, 3)	G4-3				G1-3					4	0	1	0	0	0	0					
Chris Magruder, S OBP: 0.268, SLG: 0.379 (1, 8)	K		1-3		K					4	0	1	0	0	2	1					
John McDonald, R OBP: 0.304, SLG: 0.391 (1, 4)			2-2							4	0	3	0	0	1	1					
Eddie Pérez, R OBP: 0.262, SLG: 0.333 (1, 2)			1-2 FC2-6 1B 2B		G5-3					4	1	1	0	0	1	2					
Inning Stats	R: 0 E: 0 K: 1 S: 11	H: 0 LOB: 1 BB: 1 P: 21	R: 0 E: 0 K: 1 S: 9	H: 0 LOB: 0 BB: 0 P: 12	R: 1 E: 0 K: 0 S: 17	H: 3 LOB: 3 BB: 1 P: 27	R: 0 E: 0 K: 1 S: 8	H: 1 LOB: 1 BB: 0 P: 9	R: 0 E: 0 K: 1 S: 7	H: 0 LOB: 0 BB: 0 P: 9	R: 0 E: 1 K: 1 S: 14	H: 2 LOB: 3 BB: 0 P: 19	R: 0 E: 0 K: 1 S: 8	H: 1 LOB: 1 BB: 0 P: 12	R: 0 E: 0 K: 1 S: 8	H: 0 LOB: 0 BB: 0 P: 11	1B: 6 2B: 2 3B: 0 HR: 0	SF: 0 SAC: 0 DP: 0 HBP: 0	WP: 0 PB: 0 SB: 0 CS: 0	PA: 38	
PITCHER	IP	WLS	BF	H	R	ER	SO	BB	IBB	HBP	BLK	WP	HR	S	P	ERA	WHIP				
35 Mike Mussina, R ERA: 4.54 (1, 1)	6.1	W	29	7	1	1	5	1	1	0	0	0	0	69	103	1.42	1.263				
Mike Stanton, L ERA: 2.59 (7, 1)	1.2	H	6	1	0	0	1	0	0	0	0	0	0	14	20	0.00	0.600				
Brandon Knight, R ERA: (9, 1)	1.0		3	0	0	0	1	0	0	0	0	0	0	8	11	0.00	0.000				

Batter	1	2	3	4	5	6	7	8	9	AB	R	H	RBI	BB	SO	LOB	BOTTOM				
Alfonso Soriano, R OBP: 0.346, SLG: 0.587 (1, 4)	G4-3 2B		F9			G5-3				4	1	1	0	0	1	1	Cleveland Indians @ New York Yankees Yankee Stadium, Bronx, NY Thu Jul 04 2002, 1:05 PM EDT Att: 42,909 - Sunny - 94 F				
2 Derek Jeter, R OBP: 0.385, SLG: 0.449 (1, 6)	G4-3		0-2			2B 25 SF9				1	0	0	0	0	0	1					
Enrique Wilson, S OBP: 0.288, SLG: 0.383 (3, 6)	G4-3		1-2			1B				2	2	1	0	1	0	1					
Bernie Williams, S OBP: 0.405, SLG: 0.462 (1, 8)	G4-3				L8					4	2	2	1	0	0	0					
25 Jason Giambi, L OBP: 0.428, SLG: 0.599 (1, 3)						2B				3	1	2	4	0	1	0					
Nick Johnson, L OBP: 0.315, SLG: 0.411 (9, 3)	K				1B					0	0	0	0	0	0	0					
Raul Mondesi, R OBP: 0.314, SLG: 0.450 (1, 9)			2-2							2	1	2	2	2	0	0					
Ron Coomer, R OBP: 0.361, SLG: 0.544 (1, 10)	K		2-3							3	0	0	0	1	2	3					
Robin Ventura, L OBP: 0.366, SLG: 0.516 (1, 5)			3-2							4	0	1	0	0	1	3					
Shane Spencer, R OBP: 0.336, SLG: 0.387 (1, 7)	F8		2-2							4	0	1	0	0	0	1					
Chris Widger, R OBP: 0.250, SLG: 0.250 (1, 2)			2-1							4	0	1	0	0	0	2					
Inning Stats	R: 1 E: 0 K: 1 S: 11	H: 1 LOB: 0 BB: 0 P: 17	R: 1 E: 0 K: 1 S: 14	H: 1 LOB: 0 BB: 0 P: 23	R: 0 E: 0 K: 0 S: 7	H: 1 LOB: 0 BB: 0 P: 9	R: 0 E: 0 K: 0 S: 7	H: 1 LOB: 1 BB: 1 P: 11	R: 0 E: 0 K: 1 S: 14	H: 3 LOB: 2 BB: 1 P: 26	R: 0 E: 0 K: 1 S: 10	H: 0 LOB: 0 BB: 0 P: 16	R: 3 E: 0 K: 1 S: 19	H: 3 LOB: 2 BB: 2 P: 34	R: 0 E: 0 K: 1 S: 8	H: 0 LOB: 0 BB: 0 P: 11	1B: 6 2B: 4 3B: 0 HR: 2	SF: 1 SAC: 0 DP: 3 HBP: 0	WP: 0 PB: 0 SB: 0 CS: 0	PA: 36	
PITCHER	IP	WLS	BF	H	R	ER	SO	BB	IBB	HBP	BLK	WP	HR	S	P	ERA	WHIP				
Chuck Finley, L ERA: 3.97 (1, 1)	7.0	L	28	8	4	4	4	1	1	0	0	0	1	70	113	5.14	1.286				
Jerrod Riggan, R ERA: 7.65 (8, 1)	1.0		8	3	3	3	1	2	0	0	0	0	1	19	34	27.00	5.000				

Batter	1	2	3	4	5	6	7	8	9	AB	R	H	RBI	BB	SO	LOB	TOP					
Matt Lawton, L OBP: 0.353, SLG: 0.408 Jolbert Cabrera, R OBP: 0.177, SLG: 0.125	F5		F9			G6-3	1B			4	0	1	2	0	0	1	Cleveland Indians @ Chicago White Sox Comiskey Park, Chicago, IL Fri Jul 05 2002, 7:05 PM EDT Att: 29,085 - Sunny - 78 F					
Omar Vizquel, S OBP: 0.374, SLG: 0.472	G3			F8		G6-3	BB			3	0	0	0	1	1	2						
Ellis Burks, R OBP: 0.331, SLG: 0.470	K			HR		G6-4-3				4	1	1	1	0	1	1						
Lee Stevens, L OBP: 0.314, SLG: 0.369		P6		P5				G1-3	F8	4	0	0	0	0	0	0						
Travis Fryman, R OBP: 0.302, SLG: 0.364		K		F7			1B	SF8	1B	3	1	1	0	1	1	0						
Ben Broussard, L OBP: 0.276, SLG: 0.333 Milton Bradley, S OBP: 0.300, SLG: 0.355		K				G1-4-3	BB			2	0	1	0	1	1	0						
Ricky Gutierrez, R OBP: 0.292, SLG: 0.297			F9			G1-4-3	1-2			3	0	0	1	0	0	1						
Chris Magruder, S OBP: 0.276, SLG: 0.387			F9							3	1	1	0	1	0	0						
Einar Diaz, R OBP: 0.271, SLG: 0.309						F8				3	0	1	0	0	1	1						
Inning Stats	R: 0 E: 0 K: 1 S: 7	H: 0 LOB: 0 BB: 0 P: 12	R: 0 E: 0 K: 2 S: 12	H: 0 LOB: 0 BB: 0 P: 20	R: 0 E: 0 K: 0 S: 7	H: 1 LOB: 1 BB: 0 P: 12	R: 1 E: 0 K: 0 S: 10	H: 1 LOB: 0 BB: 0 P: 13	R: 0 E: 0 K: 0 S: 7	H: 1 LOB: 1 BB: 1 P: 16	R: 0 E: 0 K: 0 S: 5	H: 0 LOB: 0 BB: 1 P: 13	R: 3 E: 0 K: 1 S: 14	H: 3 LOB: 2 BB: 1 P: 26	R: 0 E: 0 K: 0 S: 10	H: 0 LOB: 1 BB: 1 P: 21		R: 0 E: 0 K: 1 S: 8	H: 0 LOB: 0 BB: 0 P: 12	1B: 4 2B: 1 3B: 0 HR: 1	SF: 1 SAC: 0 DP: 2 HBP: 1	WP: 0 PB: 0 SB: 0 CS: 0
PITCHER	IP	WLS	BF	H	R	ER	SO	BB	IBB	HBP	BLK	WP	HR	S	P	ERA	WHIP					
Jon Garland, R ERA: 4.57	(1, 1)	6.2	L	27	5	4	4	3	2	1	1	0	0	1	103	5.40	1.050					
Kelly Wunsch, L ERA: 5.14	(7, 1)	0.0		1	1	0	0	0	0	0	0	0	0	1	1	∞	∞					
Bob Howry, R ERA: 4.08	(7, 1)	2.1		8	0	0	0	2	1	0	0	0	0	23	41	0.00	0.429					

AB	30
R	4
H	6
RBI	4
BB	4
SO	5
LOB	7



Batter	1	2	3	4	5	6	7	8	9	AB	R	H	RBI	BB	SO	LOB	BOTTOM					
Kenny Lofton, L OBP: 0.345, SLG: 0.389	K		BB						G3	5	0	1	0	0	2	1	Cleveland Indians @ Chicago White Sox Comiskey Park, Chicago, IL Fri Jul 05 2002, 7:05 PM EDT Att: 29,085 - Sunny - 78 F					
Tony Graffanino, R OBP: 0.353, SLG: 0.455	P4		1B						G6-3	3	0	0	0	1	0	1						
Magglio Ordonez, R OBP: 0.375, SLG: 0.548	BB		BB						E5	3	0	0	0	1	0	3						
14 Paul Konerko, R OBP: 0.379, SLG: 0.575	K			P6					F7	4	0	1	0	0	1	2						
Jose Valentin, S OBP: 0.307, SLG: 0.460		L9		G5-3					F7	4	1	1	0	0	1	1						
Carlos Lee, R OBP: 0.320, SLG: 0.462		CS		G5-3					F2	3	0	0	0	1	0	2						
Jeff Liefer, L OBP: 0.250, SLG: 0.264		G3		1B						3	0	2	1	1	0	1						
Sandy Alomar Jr., R OBP: 0.311, SLG: 0.531			G5-3		K				G5-3	4	0	0	0	0	2	4						
Royce Clayton, R OBP: 0.277, SLG: 0.354 Ray Durham, S OBP: 0.383, SLG: 0.379			G6-3		K					2	1	0	0	1	1	0						
Inning Stats	R: 0 E: 0 K: 2 S: 16	H: 0 LOB: 1 BB: 1 P: 24	R: 0 E: 0 K: 0 S: 6	H: 0 LOB: 0 BB: 1 P: 14	R: 0 E: 0 K: 0 S: 13	H: 1 LOB: 2 BB: 1 P: 24	R: 1 E: 0 K: 1 S: 12	H: 2 LOB: 1 BB: 0 P: 18	R: 0 E: 0 K: 2 S: 14	H: 0 LOB: 1 BB: 0 P: 23	R: 0 E: 0 K: 0 S: 8	H: 1 LOB: 2 BB: 1 P: 17	R: 1 E: 1 K: 0 S: 13	H: 0 LOB: 1 BB: 1 P: 23	R: 0 E: 0 K: 2 S: 12	H: 1 LOB: 0 BB: 0 P: 18		R: 0 E: 0 K: 0 S: 7	H: 0 LOB: 0 BB: 0 P: 11	1B: 3 2B: 2 3B: 0 HR: 0	SF: 0 SAC: 0 DP: 0 HBP: 1	WP: 0 PB: 0 SB: 1 CS: 1
PITCHER	IP	WLS	BF	H	R	ER	SO	BB	IBB	HBP	BLK	WP	HR	S	P	ERA	WHIP					
Danys Baez, R ERA: 4.22	(1, 1)	6.0	W	26	4	1	1	5	3	1	1	0	0	69	20	0.00	1.507					
Mark Wohlers, R ERA: 7.11	(7, 1)	0.2	H	4	0	1	0	0	1	0	0	0	0	11	20	0.00	1.500					
Paul Shuey, R ERA: 2.83	(7, 1)	1.1	H	5	1	0	0	2	0	0	0	0	0	14	21	0.00	0.750					
Bob Wickman, R ERA: 3.99	(9, 1)	1.0	S	3	0	0	0	0	0	0	0	0	0	7	11	0.00	0.000					

AB	32
R	2
H	5
RBI	1
BB	5
SO	7
LOB	15



Batter	1	2	3	4	5	6	7	8	9	AB	R	H	RBI	BB	SO	LOB	TOP					
Matt Lawton, L (1, 9) OBP: 0.351, SLG: 0.406	3-2 1B		3-2 F9		1-3 K		2-1 F7			4	0	1	0	0	1	3						
Omar Vizquel, S (1, 6) OBP: 0.370, SLG: 0.466	2-1 F9		0-2 P5			3-3 K		3-3 K		4	0	0	0	0	2	1						
Ellis Burks, R (1, 10) OBP: 0.333, SLG: 0.485	1-0 G5-3		2-0 P4			0-0 1B 2B		2-2 HR		4	2	2	1	0	0	1						
Travis Fryman, R (1, 5) OBP: 0.308, SLG: 0.367		2-2 G1-3		4-1 FC5-4 BB		1-2 FC1-6 1B		1-1 BB 1B		3	0	2	1	1	0	0						
Milton Bradley, S (1, 8) OBP: 0.305, SLG: 0.367		0-1 1B 3B		0-2 FC5-4 CS		0-0 FC1-6 1-2f		4-2 G6-4-3 BB		3	1	1	0	1	0	2						
Chris Magruder, S (1, 7) OBP: 0.267, SLG: 0.373		3-3 K		2-3 K		0-1 G5-3		0-0 G6-4-3		4	0	0	0	0	2	5						
Ricky Gutierrez, R (1, 4) OBP: 0.292, SLG: 0.296		2-2 FC6 1B				1-2 G6-3		0-3 K		4	0	1	1	0	1	0						
Ben Broussard, L (1, 3) OBP: 0.242, SLG: 0.290		0-1 FC6				1-2 G6-3		2-3 K		4	0	0	0	0	1	1						
Eddie Pérez, R (1, 2) OBP: 0.292, SLG: 0.375						3-1 1B		0-1 1B		4	0	3	0	0	0	0						
Inning Stats	R: 0 E: 0 K: 0 S: 6	H: 1 LOB: 0 BB: 0 P: 12	R: 1 E: 0 K: 1 S: 13	H: 2 LOB: 1 BB: 0 P: 20	R: 0 E: 0 K: 0 S: 9	H: 1 LOB: 1 BB: 0 P: 14	R: 0 E: 0 K: 1 S: 10	H: 0 LOB: 0 BB: 1 P: 16	R: 0 E: 0 K: 1 S: 15	H: 1 LOB: 1 BB: 0 P: 21	R: 1 E: 0 K: 1 S: 10	H: 2 LOB: 1 BB: 0 P: 14	R: 0 E: 0 K: 2 S: 11	H: 1 LOB: 1 BB: 0 P: 15	R: 1 E: 0 K: 1 S: 12	H: 2 LOB: 1 BB: 1 P: 22	R: 0 E: 0 K: 0 S: 7	H: 0 LOB: 0 BB: 0 P: 9	1B: 6 2B: 2 3B: 1 HR: 1	SF: 0 SAC: 0 DP: 1 HBP: 0	WP: 0 PB: 0 SB: 0 CS: 1	PA: 36
PITCHER	IP	WLS	BF	H	R	ER	SO	BB	IBB	HBP	BLK	WP	HR	S	P	ERA	WHIP					
56 Mark Buehrle, L (1, 1) ERA: 3.57	7.0	W	28	8	2	2	6	1	0	0	0	0	0	74	112	2.57	1.286					
Antonio Osuna, R (8, 1) ERA: 4.31	0.1	H	3	2	1	1	1	0	0	0	0	0	1	8	14	27.00	6.000					
Damaso Marte, L (8, 1) ERA: 3.09	1.2	S	5	0	0	0	0	1	0	0	0	0	0	11	17	0.00	0.600					

Cleveland Indians @ Chicago White Sox
Comiskey Park, Chicago, IL
Sat Jul 06 2002, 1:15 PM EDT
Att: 25,016 - Overcast - 81 F

AB 34
R 3
H 10
RBI 3
BB 2
SO 7
LOB 13



Batter	1	2	3	4	5	6	7	8	9	AB	R	H	RBI	BB	SO	LOB	BOTTOM					
Ray Durham, S (1, 4) OBP: 0.387, SLG: 0.396	1-0 1B SF9 2B				1-2 HR		4-1 G6-3 BB			3	2	2	1	1	0	1						
Jose Valentin, S (1, 5) OBP: 0.306, SLG: 0.457	0-0 S 14 BB 2-3 1B		1-1 F7		2-3 K		2-2 L7			4	0	1	0	0	1	2						
Magglio Ordonez, R (1, 9) OBP: 0.374, SLG: 0.545	1-0 SF9		2-0 G5-3			4-2 14 HBP HR BB		1-1 G6-3		2	1	0	1	1	0	2						
14 Paul Konerko, R (1, 3) OBP: 0.383, SLG: 0.578	4-2 3-H 1-2 BB		1-0 F7			1-1 HR HBP		3-2 1B 2B		2	2	1	0	1	0	0						
Jeff Liefer, L (1, 10) OBP: 0.263, SLG: 0.307	0-3 K			1-0 G4-3		1-0 HR		4-0 G6-4-3 1B WP IBB		3	2	1	3	1	1	2						
Carlos Lee, R (1, 7) OBP: 0.319, SLG: 0.459	3-3 K			0-3 K		1-0 G6-3		1-0 G6-4-3 1B		4	0	1	1	0	2	2						
Aaron Rowand, R (1, 8) OBP: 0.226, SLG: 0.337		2-2 SH1-3 1B				1-1 G5-3		0-0 G6-4-3		4	0	1	0	0	0	2						
Mark Johnson, L (1, 2) OBP: 0.296, SLG: 0.273		0-0 SH1-3				0-2 G3-1		4-0 BB		2	0	0	0	1	1	0						
Royce Clayton, R (1, 6) OBP: 0.280, SLG: 0.354						4-1 HR BB		3-H 0-0 F9		3	0	1	0	1	1	2						
Inning Stats	R: 1 E: 0 K: 2 S: 14	H: 2 LOB: 2 BB: 1 P: 23	R: 0 E: 0 K: 1 S: 10	H: 1 LOB: 0 BB: 0 P: 16	R: 0 E: 0 K: 0 S: 4	H: 0 LOB: 0 BB: 0 P: 8	R: 0 E: 0 K: 1 S: 6	H: 0 LOB: 0 BB: 0 P: 7	R: 1 E: 0 K: 1 S: 11	H: 1 LOB: 0 BB: 1 P: 18	R: 3 E: 0 K: 1 S: 11	H: 1 LOB: 1 BB: 1 P: 20	R: 0 E: 0 K: 0 S: 8	H: 1 LOB: 1 BB: 1 P: 15	R: 2 E: 0 K: 0 S: 6	H: 2 LOB: 1 BB: 2 P: 18	R: 0 E: 0 K: 0 S: 7	H: 0 LOB: 0 BB: 0 P: 9	1B: 4 2B: 2 3B: 0 HR: 2	SF: 1 SAC: 1 DP: 2 HBP: 1	WP: 1 PB: 0 SB: 1 CS: 0	PA: 36
PITCHER	IP	WLS	BF	H	R	ER	SO	BB	IBB	HBP	BLK	WP	HR	S	P	ERA	WHIP					
Jason Phillips, R (1, 1) ERA: 7.5	6.0	L	26	5	5	5	6	3	0	1	0	0	0	2	56	92	7.50	1.333				
Chad Paronto, R (7, 1) ERA: 4.97	1.0		4	1	0	0	0	1	0	0	0	0	0	8	15	0.00	2.000					
Mark Wohlers, R (8, 1) ERA: 7.52	0.2		4	2	2	2	0	0	1	0	0	0	0	5	13	27.00	3.000					
Heath Murray, L (8, 1) ERA: 3.6	0.0		1	0	0	0	0	1	0	0	0	1	0	0	4	∞	∞					
Ricardo Rincon, L (8, 1) ERA: 3.23	0.1		1	0	0	0	0	0	0	0	0	0	0	1	1	0.00	0.000					

Cleveland Indians @ Chicago White Sox
Comiskey Park, Chicago, IL
Sat Jul 06 2002, 1:15 PM EDT
Att: 25,016 - Overcast - 81 F

AB 27
R 7
H 8
RBI 6
BB 6
SO 6
LOB 13



Batter	1	2	3	4	5	6	7	8	9	AB	R	H	RBI	BB	SO	LOB	TOP										
Matt Lawton, L (1, 9) <small>OBP: 0.355, SLG: 0.415</small> Jolbert Cabrera, R (8, 9) <small>OBP: 0.177, SLG: 0.125</small>										3	1	1	3	2	1	1											
Ricky Gutierrez, R (1, 4) <small>OBP: 0.294, SLG: 0.302</small>										5	2	2	0	0	1	1											
Ellis Burks, R (1, 10) <small>OBP: 0.334, SLG: 0.484</small>										5	1	2	0	0	0	2											
Lee Stevens, L (1, 3) <small>OBP: 0.312, SLG: 0.365</small>										5	1	1	1	0	1	2											
Travis Fryman, R (1, 5) <small>OBP: 0.313, SLG: 0.369</small>										4	1	2	1	1	1	0											
Milton Bradley, S (1, 8) <small>OBP: 0.302, SLG: 0.380</small>										5	1	1	4	0	2	3											
Ben Broussard, L (1, 7) Chris Magruder, S (8, 7) <small>OBP: 0.267, SLG: 0.373</small>										3	1	0	0	1	0	1											
John McDonald, R (1, 6) <small>OBP: 0.302, SLG: 0.385</small>										4	1	1	0	0	0	1											
Einar Diaz, R (1, 2) <small>OBP: 0.267, SLG: 0.303</small>										4	0	0	0	0	0	3											
Inning Stats	R: 1 E: 0 K: 0 S: 10	H: 2 LOB: 2 BB: 1 P: 19	R: 0 E: 0 K: 1 S: 15	H: 1 LOB: 1 BB: 0 P: 24	R: 3 E: 1 K: 1 S: 25	H: 5 LOB: 0 BB: 2 P: 44	R: 0 E: 0 K: 1 S: 16	H: 1 LOB: 1 BB: 0 P: 24	R: 0 E: 0 K: 3 S: 10	H: 0 LOB: 0 BB: 0 P: 17	R: 0 E: 0 K: 0 S: 9	H: 0 LOB: 0 BB: 0 P: 11	R: 0 E: 0 K: 0 S: 6	H: 0 LOB: 0 BB: 0 P: 8	R: 0 E: 0 K: 0 S: 8	H: 0 LOB: 0 BB: 0 P: 14	1B: 7 2B: 1 3B: 0 HR: 2	SF: 0 SAC: 0 DP: 0 HBP: 0	WP: 0 PB: 0 SB: 0 CS: 0	PA: 42							
PITCHER	IP	WLS	BF	H	R	ER	SO	BB	IBB	HBP	BLK	WP	HR	S	P	ERA	WHIP										
Todd Ritchie, R (1, 1) ERA: 5.82	2.0	L	15	7	6	6	1	2	0	0	0	0	1	37	64	27.00	4.500										
Matt Ginter, R (3, 1) ERA: 2.94	2.0		10	2	3	2	2	1	0	0	0	0	1	29	47	9.00	1.500										
Rocky Biddle, R (5, 1) ERA: 3.91	2.0		8	1	0	0	3	1	0	0	0	0	0	21	39	0.00	1.000										
Keith Foulke, R (7, 1) ERA: 4.83	2.0		6	0	0	0	0	0	0	0	0	0	0	15	19	0.00	0.000										
Gary Glover, R (9, 1) ERA: 4.87	1.0		3	0	0	0	0	0	0	0	0	0	0	8	14	0.00	0.000										
Batter	1	2	3	4	5	6	7	8	9	AB	R	H	RBI	BB	SO	LOB	BOTTOM										
Ray Durham, S (1, 4) <small>OBP: 0.389, SLG: 0.406</small>										3	1	1	2	0	2	0											
Tony Graffanino, R (1, 5) <small>OBP: 0.350, SLG: 0.462</small>										4	1	1	0	0	0	1											
Magglio Ordonez, R (1, 10) <small>OBP: 0.369, SLG: 0.540</small>										3	0	0	1	0	2	2											
14 Paul Konerko, R (1, 3) <small>OBP: 0.379, SLG: 0.571</small>										4	0	0	0	0	0	2											
Jeff Liefer, L (1, 9) <small>OBP: 0.250, SLG: 0.291</small>										4	0	0	0	0	2	2											
Carlos Lee, R (1, 7) <small>OBP: 0.318, SLG: 0.454</small>										3	0	0	0	1	0	0											
Aaron Rowand, R (1, 8) <small>OBP: 0.216, SLG: 0.322</small>										4	0	0	0	0	1	2											
Sandy Alomar Jr., R (1, 2) <small>OBP: 0.317, SLG: 0.530</small>										4	0	2	0	0	0	0											
Royce Clayton, R (1, 6) <small>OBP: 0.279, SLG: 0.356</small>										4	1	1	0	0	1	2											
Inning Stats	R: 0 E: 0 K: 1 S: 7	H: 0 LOB: 0 BB: 0 P: 11	R: 0 E: 0 K: 1 S: 9	H: 0 LOB: 1 BB: 1 P: 16	R: 2 E: 0 K: 1 S: 14	H: 2 LOB: 0 BB: 0 P: 17	R: 0 E: 1 K: 1 S: 11	H: 0 LOB: 1 BB: 0 P: 19	R: 0 E: 0 K: 2 S: 9	H: 0 LOB: 0 BB: 0 P: 13	R: 1 E: 0 K: 0 S: 13	H: 1 LOB: 0 BB: 0 P: 18	R: 0 E: 0 K: 0 S: 7	H: 1 LOB: 1 BB: 0 P: 10	R: 0 E: 1 K: 2 S: 12	H: 0 LOB: 2 BB: 0 P: 20	R: 0 E: 0 K: 0 S: 8	H: 1 LOB: 1 BB: 0 P: 11	1B: 2 2B: 1 3B: 1 HR: 1	SF: 1 SAC: 0 DP: 0 HBP: 1	WP: 0 PB: 0 SB: 0 CS: 0	PA: 36					
PITCHER	IP	WLS	BF	H	R	ER	SO	BB	IBB	HBP	BLK	WP	HR	S	P	ERA	WHIP										
Ryan Drese, R (1, 1) ERA: 5.62	7.0	W	29	4	3	3	6	1	0	1	0	0	0	74	110	3.86	0.714										
Paul Shuey, R (8, 1) ERA: 2.64	2.0		7	1	0	0	2	0	0	0	0	0	0	16	25	0.00	0.500										

Cleveland Indians @ Chicago White Sox
Comiskey Park, Chicago, IL
Sun Jul 07 2002, 2:05 PM EDT
Att: 22,104 - Sunny - 82 F

AB	38
R	9
H	10
RBI	9
BB	4
SO	6
LOB	14



Cleveland Indians @ Chicago White Sox
Comiskey Park, Chicago, IL
Sun Jul 07 2002, 2:05 PM EDT
Att: 22,104 - Sunny - 82 F

AB	33
R	3
H	5
RBI	3
BB	1
SO	8
LOB	11



Batter	1	2	3	4	5	6	7	8	9	AB	R	H	RBI	BB	SO	LOB	TOP						
Alfonso Soriano, R OBP: 0.343, SLG: 0.574 (1, 4)										5	1	2	0	0	0	2							
2 Derek Jeter, R OBP: 0.389, SLG: 0.457 Enrique Wilson, S OBP: 0.269, SLG: 0.347 (8, 6)										3	1	2	1	1	0	0							
Bernie Williams, S OBP: 0.412, SLG: 0.477 (1, 8)										5	0	2	1	0	1	3							
25 Jason Giambi, L OBP: 0.434, SLG: 0.604 Nick Johnson, L OBP: 0.312, SLG: 0.404 (8, PR)										2	0	1	0	2	0	0							
Raul Mondesi, R OBP: 0.312, SLG: 0.436 (1, 9)										3	1	0	1	1	1	2							
20 Jorge Posada, S OBP: 0.360, SLG: 0.503 (1, 2)										4	1	1	2	0	0	3							
Rondell White, R OBP: 0.315, SLG: 0.398 (1, 10)										3	1	1	1	1	0	1							
Ron Coomer, R OBP: 0.364, SLG: 0.528 (1, 5)										4	0	1	1	0	0	3							
Shane Spencer, R OBP: 0.335, SLG: 0.381 (1, 7)										3	1	0	0	1	0	2							
Inning Stats	R: 2 E: 0 K: 0 S: 17	H: 3 LOB: 3 BB: 2 P: 35	R: 0 E: 0 K: 1 S: 15	H: 0 LOB: 1 BB: 2 P: 22	R: 0 E: 0 K: 0 S: 3	H: 0 LOB: 0 BB: 1 P: 11	R: 1 E: 0 K: 0 S: 6	H: 1 LOB: 0 BB: 0 P: 7	R: 0 E: 0 K: 0 S: 6	H: 0 LOB: 0 BB: 0 P: 9	R: 0 E: 0 K: 0 S: 6	H: 0 LOB: 0 BB: 0 P: 9	R: 1 E: 1 K: 0 S: 12	H: 2 LOB: 1 BB: 1 P: 22	R: 3 E: 0 K: 0 S: 24	H: 3 LOB: 2 BB: 1 P: 41	R: 0 E: 0 K: 2 S: 10	H: 1 LOB: 1 BB: 0 P: 17	1B: 7 2B: 3 3B: 0 HR: 1	SF: 1 SAC: 0 DP: 2 HBP: 0	WP: 1 PB: 0 SB: 0 CS: 0	PA: 41	
PITCHER	IP WLS BF H R ER SO BB IBB HBP BLK WP HR S P ERA WHIP	IP WLS BF H R ER SO BB IBB HBP BLK WP HR S P ERA WHIP	IP WLS BF H R ER SO BB IBB HBP BLK WP HR S P ERA WHIP	IP WLS BF H R ER SO BB IBB HBP BLK WP HR S P ERA WHIP	IP WLS BF H R ER SO BB IBB HBP BLK WP HR S P ERA WHIP	IP WLS BF H R ER SO BB IBB HBP BLK WP HR S P ERA WHIP	IP WLS BF H R ER SO BB IBB HBP BLK WP HR S P ERA WHIP	IP WLS BF H R ER SO BB IBB HBP BLK WP HR S P ERA WHIP	IP WLS BF H R ER SO BB IBB HBP BLK WP HR S P ERA WHIP	IP WLS BF H R ER SO BB IBB HBP BLK WP HR S P ERA WHIP	IP WLS BF H R ER SO BB IBB HBP BLK WP HR S P ERA WHIP	IP WLS BF H R ER SO BB IBB HBP BLK WP HR S P ERA WHIP	IP WLS BF H R ER SO BB IBB HBP BLK WP HR S P ERA WHIP	IP WLS BF H R ER SO BB IBB HBP BLK WP HR S P ERA WHIP	IP WLS BF H R ER SO BB IBB HBP BLK WP HR S P ERA WHIP	IP WLS BF H R ER SO BB IBB HBP BLK WP HR S P ERA WHIP	IP WLS BF H R ER SO BB IBB HBP BLK WP HR S P ERA WHIP	IP WLS BF H R ER SO BB IBB HBP BLK WP HR S P ERA WHIP	IP WLS BF H R ER SO BB IBB HBP BLK WP HR S P ERA WHIP	IP WLS BF H R ER SO BB IBB HBP BLK WP HR S P ERA WHIP	IP WLS BF H R ER SO BB IBB HBP BLK WP HR S P ERA WHIP	IP WLS BF H R ER SO BB IBB HBP BLK WP HR S P ERA WHIP	IP WLS BF H R ER SO BB IBB HBP BLK WP HR S P ERA WHIP

New York Yankees @ Cleveland Indians
Jacobs Field, Cleveland, OH
Thu Jul 11 2002, 7:05 PM EDT
Att: 41,192 - Sunny - 70 F

AB	34
R	7
H	10
RBI	7
BB	6
SO	3
LOB	17



Batter	1	2	3	4	5	6	7	8	9	AB	R	H	RBI	BB	SO	LOB	BOTTOM						
Matt Lawton, L OBP: 0.351, SLG: 0.410 Ben Broussard, L OBP: 0.263, SLG: 0.286 (8, 7)										4	0	0	0	0	0	3							
Omar Vizquel, S OBP: 0.397, SLG: 0.461 (1, 6)										5	0	1	0	0	0	1							
Ellis Burks, R OBP: 0.337, SLG: 0.484 (1, 10)										4	0	2	0	0	0	1							
Lee Stevens, L OBP: 0.307, SLG: 0.358 (1, 3)										4	0	0	0	0	1	3							
Travis Fryman, R OBP: 0.315, SLG: 0.369 (1, 5)										3	2	1	0	1	1	1							
Milton Bradley, S OBP: 0.301, SLG: 0.383 (1, 8)										4	1	1	0	0	0	1							
Ricky Gutierrez, R OBP: 0.293, SLG: 0.301 (1, 4)										4	0	1	2	0	0	1							
Chris Magruder, S OBP: 0.282, SLG: 0.386 (8, 9)										4	1	3	0	0	1	2							
Einar Diaz, R OBP: 0.266, SLG: 0.299 (1, 2)										3	0	0	0	1	2	3							
Inning Stats	R: 0 E: 0 K: 0 S: 6	H: 0 LOB: 0 BB: 0 P: 10	R: 1 E: 1 K: 1 S: 16	H: 2 LOB: 3 BB: 1 P: 29	R: 0 E: 0 K: 1 S: 8	H: 1 LOB: 1 BB: 0 P: 12	R: 0 E: 0 K: 1 S: 8	H: 1 LOB: 1 BB: 0 P: 12	R: 0 E: 0 K: 0 S: 7	H: 0 LOB: 0 BB: 0 P: 13	R: 0 E: 0 K: 0 S: 9	H: 1 LOB: 0 BB: 0 P: 12	R: 0 E: 0 K: 0 S: 6	H: 1 LOB: 0 BB: 0 P: 9	R: 3 E: 1 K: 1 S: 17	H: 3 LOB: 1 BB: 1 P: 31	1B: 9 2B: 1 3B: 0 HR: 0	SF: 0 SAC: 0 DP: 2 HBP: 0	WP: 0 PB: 0 SB: 0 CS: 0	PA: 38			
PITCHER	IP WLS BF H R ER SO BB IBB HBP BLK WP HR S P ERA WHIP	IP WLS BF H R ER SO BB IBB HBP BLK WP HR S P ERA WHIP	IP WLS BF H R ER SO BB IBB HBP BLK WP HR S P ERA WHIP	IP WLS BF H R ER SO BB IBB HBP BLK WP HR S P ERA WHIP	IP WLS BF H R ER SO BB IBB HBP BLK WP HR S P ERA WHIP	IP WLS BF H R ER SO BB IBB HBP BLK WP HR S P ERA WHIP	IP WLS BF H R ER SO BB IBB HBP BLK WP HR S P ERA WHIP	IP WLS BF H R ER SO BB IBB HBP BLK WP HR S P ERA WHIP	IP WLS BF H R ER SO BB IBB HBP BLK WP HR S P ERA WHIP	IP WLS BF H R ER SO BB IBB HBP BLK WP HR S P ERA WHIP	IP WLS BF H R ER SO BB IBB HBP BLK WP HR S P ERA WHIP	IP WLS BF H R ER SO BB IBB HBP BLK WP HR S P ERA WHIP	IP WLS BF H R ER SO BB IBB HBP BLK WP HR S P ERA WHIP	IP WLS BF H R ER SO BB IBB HBP BLK WP HR S P ERA WHIP	IP WLS BF H R ER SO BB IBB HBP BLK WP HR S P ERA WHIP	IP WLS BF H R ER SO BB IBB HBP BLK WP HR S P ERA WHIP	IP WLS BF H R ER SO BB IBB HBP BLK WP HR S P ERA WHIP	IP WLS BF H R ER SO BB IBB HBP BLK WP HR S P ERA WHIP	IP WLS BF H R ER SO BB IBB HBP BLK WP HR S P ERA WHIP	IP WLS BF H R ER SO BB IBB HBP BLK WP HR S P ERA WHIP	IP WLS BF H R ER SO BB IBB HBP BLK WP HR S P ERA WHIP	IP WLS BF H R ER SO BB IBB HBP BLK WP HR S P ERA WHIP	IP WLS BF H R ER SO BB IBB HBP BLK WP HR S P ERA WHIP

New York Yankees @ Cleveland Indians
Jacobs Field, Cleveland, OH
Thu Jul 11 2002, 7:05 PM EDT
Att: 41,192 - Sunny - 70 F

AB	36
R	4
H	10
RBI	3
BB	2
SO	5
LOB	16



Batter	1	2	3	4	5	6	7	8	9	10	AB	R	H	RBI	BB	SO	LOB	TOP									
Alfonso Soriano, R OBP: 0.338, SLG: 0.568 (1, 4)	G4-3		K2-3		SF9		K			F9	4	0	0	1	0	2	1	New York Yankees @ Cleveland Indians Jacobs Field, Cleveland, OH Fri Jul 12 2002, 7:05 PM EDT Att: 42,518 - Cloudy - 71 F									
2 Derek Jeter, R OBP: 0.388, SLG: 0.455 (1, 6)			K		CS		F8			G6-3	4	0	1	0	0	1	0										
25 Jason Giambi, L OBP: 0.432, SLG: 0.600 (1, 10)					F7		1B			K	4	0	1	0	0	2	1										
Bernie Williams, S OBP: 0.413, SLG: 0.476 (1, 8)					FC5-4		1B			K	3	0	1	0	1	1	1										
Raul Mondesi, R OBP: 0.315, SLG: 0.431 (1, 9)					FC5-4		K			G4-3	4	0	0	0	0	1	3										
Robin Ventura, L OBP: 0.365, SLG: 0.506 (1, 5)					F7		K			K	3	0	0	0	1	2	3										
20 Jorge Posada, S OBP: 0.356, SLG: 0.497 (1, 2)							K			F7	4	0	0	0	0	2	1										
Rondell White, R OBP: 0.315, SLG: 0.397 Shane Spencer, R OBP: 0.333, SLG: 0.379 (8, 7)					1B		E5			F8	3	1	1	0	0	0	1										
Nick Johnson, L OBP: 0.311, SLG: 0.402 (1, 3)					G4-3		G4-3			F2	4	0	1	0	0	0	1										
Inning Stats	R: 0 E: 0 K: 1 S: 9	H: 1 LOB: 1 BB: 0 P: 11	R: 0 E: 0 K: 1 S: 10	H: 0 LOB: 1 BB: 1 P: 15	R: 0 E: 0 K: 2 S: 8	H: 0 LOB: 0 BB: 0 P: 12	R: 0 E: 0 K: 0 S: 8	H: 0 LOB: 1 BB: 1 P: 16	R: 1 E: 0 K: 1 S: 13	H: 2 LOB: 0 BB: 0 P: 17	R: 0 E: 0 K: 2 S: 13	H: 2 LOB: 2 BB: 0 P: 23	R: 0 E: 1 K: 1 S: 9	H: 0 LOB: 1 BB: 0 P: 15	R: 0 E: 0 K: 2 S: 9	H: 0 LOB: 0 BB: 0 P: 16	R: 0 E: 0 K: 1 S: 7		H: 0 LOB: 0 BB: 0 P: 13	R: 0 E: 0 K: 0 S: 6	H: 0 LOB: 0 BB: 0 P: 7	1B: 5 2B: 0 3B: 0 HR: 0	SF: 1 SAC: 0 DP: 0 HBP: 0	WP: 1 PB: 0 SB: 2 CS: 1	PA: 38		
PITCHER	IP	WLS	BF	H	R	ER	SO	BB	IBB	HBP	BLK	WP	HR	S	P	ERA	WHIP										
Danys Baez, R ERA: 4.02 (1, 1)	7.0		28	5	1	1	8	2	0	0	0	0	0	70	109	1.29	1.000										
Paul Shuey, R ERA: 2.56 (8, 1)	1.0		3	0	0	0	2	0	0	0	0	0	0	9	16	0.00	0.000										
Bob Wickman, R ERA: 3.86 (9, 1)	1.0		3	0	0	0	1	0	0	0	0	0	0	7	13	0.00	0.000										
Mark Wohlers, R ERA: 7.08 (10, 1)	1.0	W	3	0	0	0	0	0	0	0	0	0	0	6	7	0.00	0.000										

Batter	1	2	3	4	5	6	7	8	9	10	AB	R	H	RBI	BB	SO	LOB	BOTTOM									
Chris Magruder, S OBP: 0.287, SLG: 0.387 (1, 9)	F8									B3	5	0	2	0	0	0	1	New York Yankees @ Cleveland Indians Jacobs Field, Cleveland, OH Fri Jul 12 2002, 7:05 PM EDT Att: 42,518 - Cloudy - 71 F									
Omar Vizquel, S OBP: 0.368, SLG: 0.467 (1, 6)										F8	5	0	2	2	0	1	1										
Ellis Burks, R OBP: 0.332, SLG: 0.477 (1, 10)										K	4	0	0	0	0	3	5										
Lee Stevens, L OBP: 0.303, SLG: 0.352 (1, 3)										P4	4	0	0	0	0	0	1										
Travis Fryman, R OBP: 0.314, SLG: 0.365 (1, 5)										G5-3	3	0	0	0	1	0	0										
Milton Bradley, S OBP: 0.294, SLG: 0.374 (1, 8)										L6	4	0	0	0	0	1	1										
Ricky Gutierrez, R OBP: 0.297, SLG: 0.310 John McDonald, R OBP: 0.309, SLG: 0.385 (9, 4)										G5-3	3	0	2	0	0	0	0										
Ben Broussard, L OBP: 0.250, SLG: 0.270 Jim Thome, L OBP: 0.416, SLG: 0.602 Bill Selby, L OBP: 0.306, SLG: 0.313 (9, 7)										G4-3	2	0	0	0	0	1	1										
Ben Broussard, L OBP: 0.250, SLG: 0.270 Jim Thome, L OBP: 0.416, SLG: 0.602 Bill Selby, L OBP: 0.306, SLG: 0.313 (9, 7)										G4-3	1	0	0	0	0	0	1										
Einar Diaz, R OBP: 0.266, SLG: 0.298 (1, 2)										P4	4	1	1	0	0	0	1										
Inning Stats	R: 0 E: 0 K: 1 S: 10	H: 0 LOB: 0 BB: 0 P: 14	R: 0 E: 0 K: 0 S: 8	H: 0 LOB: 0 BB: 0 P: 12	R: 0 E: 0 K: 0 S: 7	H: 0 LOB: 0 BB: 0 P: 7	R: 0 E: 0 K: 1 S: 16	H: 1 LOB: 1 BB: 0 P: 24	R: 0 E: 0 K: 2 S: 11	H: 1 LOB: 1 BB: 0 P: 22	R: 0 E: 0 K: 1 S: 9	H: 0 LOB: 1 BB: 0 P: 13	R: 0 E: 0 K: 0 S: 4	H: 0 LOB: 0 BB: 0 P: 9	R: 1 E: 1 K: 1 S: 15	H: 3 LOB: 3 BB: 0 P: 20	R: 0 E: 0 K: 0 S: 13	H: 0 LOB: 2 BB: 0 P: 25	R: 1 E: 0 K: 0 S: 6	H: 2 LOB: 1 BB: 0 P: 10	1B: 5 2B: 1 3B: 1 HR: 0	SF: 0 SAC: 0 DP: 0 HBP: 0	WP: 0 PB: 1 SB: 2 CS: 0	PA: 38			
PITCHER	IP	WLS	BF	H	R	ER	SO	BB	IBB	HBP	BLK	WP	HR	S	P	ERA	WHIP										
Roger Clemens, R ERA: 4.02 (1, 1)	5.0		17	2	0	0	4	0	0	0	0	0	0	52	79	0.00	0.400										
Ramiro Mendoza, R ERA: 3.21 (6, 1)	2.0	H	8	1	1	1	1	0	0	0	0	0	0	15	24	4.50	0.500										
Mike Stanton, L ERA: 2.32 (8, 1)	0.2	H	3	1	0	0	0	0	0	0	0	0	0	8	10	0.00	1.500										
42 Mariano Rivera, R ERA: 1.39 (10, 1)	1.1	B	7	1	0	0	1	2	0	0	0	0	0	18	33	0.00	2.250										
Steve Karsay, R ERA: 3.29 (10, 1)	0.1	L	3	2	1	1	0	0	0	0	0	0	0	6	10	27.00	6.000										

Batter	1	2	3	4	5	6	7	8	9	AB	R	H	RBI	BB	SO	LOB	TOP					
Alfonso Soriano, R OBP: 0.338, SLG: 0.580	1-0 HR	0-2 HR	0-3 K	0-1 G6-4-3			1-2 G1-3		0-1 FC6-4	6	2	2	4	0	1	3						
2 Derek Jeter, R OBP: 0.390, SLG: 0.454 Enrique Wilson, S OBP: 0.269, SLG: 0.347	4-0 BB	4-2 1B BB	0-2 G1 20 HR 1B		1-0 G6-3		1-1 G6-3			3	2	1	0	2	0	0						
25 Jason Giambi, L OBP: 0.431, SLG: 0.596	3-2 F7	1-2 1B BB	4-1 G1 20 HR BB		2-1 G3			2-2 F7		4	2	1	0	1	0	1						
Bernie Williams, S OBP: 0.413, SLG: 0.473	3-3 K	0-0 2B 20 2B 1B	1-1 G1		4-0 BB			1-3 K		4	1	1	2	1	2	3						
Robin Ventura, L OBP: 0.369, SLG: 0.507	4-1 BB	1-2 2B 20 2B 2B	1-2 20 HR BB		0-2 P6			3-2 G4-3		3	2	1	1	2	0	1						
20 Jorge Posada, S OBP: 0.360, SLG: 0.512	3-1 F8	2-2 2B	3-2 HR		0-0 G6-3			2-2 G6-4-3 1B		5	2	3	6	0	0	2						
John Vander Wal, L OBP: 0.335, SLG: 0.433								2-1 E4 G6-4-3 1B		5	0	1	0	0	2	2						
Rondell White, R OBP: 0.317, SLG: 0.397								0-1 F9		5	1	2	0	0	1	3						
Nick Johnson, L OBP: 0.316, SLG: 0.405		2-2 HR 1B	0-0 25 BB G1 1B		1-1 F8			1-1 FC6-4 1B		5	2	3	1	0	1	1						
Inning Stats	R: 1 E: 0 K: 1 S: 12	H: 1 LOB: 2 BB: 2 P: 30	R: 7 E: 0 K: 2 S: 32	H: 8 LOB: 1 BB: 1 P: 44	R: 5 E: 0 K: 1 S: 19	H: 3 LOB: 0 BB: 2 P: 32	R: 0 E: 0 K: 0 S: 6	H: 1 LOB: 0 BB: 0 P: 8	R: 0 E: 0 K: 1 S: 7	H: 0 LOB: 1 BB: 1 P: 14	R: 0 E: 0 K: 1 S: 10	H: 0 LOB: 0 BB: 0 P: 15	R: 0 E: 0 K: 1 S: 11	H: 0 LOB: 0 BB: 0 P: 17	R: 1 E: 1 K: 0 S: 10	H: 2 LOB: 1 BB: 0 P: 15	1B: 10 2B: 2 3B: 0 HR: 3	SF: 0 SAC: 0 DP: 2 HBP: 0	WP: 0 PB: 0 SB: 1 CS: 0	PA: 46		
PITCHER	IP WLS BF H R ER SO BB IBB HBP BLK WP HR S P ERA WHIP	IP WLS BF H R ER SO BB IBB HBP BLK WP HR S P ERA WHIP	IP WLS BF H R ER SO BB IBB HBP BLK WP HR S P ERA WHIP	IP WLS BF H R ER SO BB IBB HBP BLK WP HR S P ERA WHIP	IP WLS BF H R ER SO BB IBB HBP BLK WP HR S P ERA WHIP	IP WLS BF H R ER SO BB IBB HBP BLK WP HR S P ERA WHIP	IP WLS BF H R ER SO BB IBB HBP BLK WP HR S P ERA WHIP	IP WLS BF H R ER SO BB IBB HBP BLK WP HR S P ERA WHIP	IP WLS BF H R ER SO BB IBB HBP BLK WP HR S P ERA WHIP	IP WLS BF H R ER SO BB IBB HBP BLK WP HR S P ERA WHIP	IP WLS BF H R ER SO BB IBB HBP BLK WP HR S P ERA WHIP	IP WLS BF H R ER SO BB IBB HBP BLK WP HR S P ERA WHIP	IP WLS BF H R ER SO BB IBB HBP BLK WP HR S P ERA WHIP	IP WLS BF H R ER SO BB IBB HBP BLK WP HR S P ERA WHIP	IP WLS BF H R ER SO BB IBB HBP BLK WP HR S P ERA WHIP	IP WLS BF H R ER SO BB IBB HBP BLK WP HR S P ERA WHIP	IP WLS BF H R ER SO BB IBB HBP BLK WP HR S P ERA WHIP	IP WLS BF H R ER SO BB IBB HBP BLK WP HR S P ERA WHIP	IP WLS BF H R ER SO BB IBB HBP BLK WP HR S P ERA WHIP	IP WLS BF H R ER SO BB IBB HBP BLK WP HR S P ERA WHIP	IP WLS BF H R ER SO BB IBB HBP BLK WP HR S P ERA WHIP	IP WLS BF H R ER SO BB IBB HBP BLK WP HR S P ERA WHIP

New York Yankees @ Cleveland Indians
 Jacobs Field, Cleveland, OH
 Sat Jul 13 2002, 7:05 PM EDT
 Att: 42,631 - Cloudy - 76 F

AB 40
R 14
H 15
RBI 14
BB 6
SO 7
LOB 16



Batter	1	2	3	4	5	6	7	8	9	AB	R	H	RBI	BB	SO	LOB	BOTTOM						
Chris Magruder, S OBP: 0.284, SLG: 0.379	1-0 G5-3					0-1 F7				5	0	1	1	0	1	3							
Omar Vizquel, S OBP: 0.384, SLG: 0.461 John McDonald, R OBP: 0.306, SLG: 0.380	2-2 F8	2-1 FC6-4 1B			0-1 F9		0-1 G4-3		1-2 F8	4	0	0	0	0	0	1							
Ellis Burks, R OBP: 0.333, SLG: 0.476	1-2 1B		1-2 G6-3		3-2 G6-3		3-2 FC4-5 1B		0-3 K	5	0	2	0	0	1	0							
Jim Thome, L OBP: 0.411, SLG: 0.594 Lee Stevens, L OBP: 0.301, SLG: 0.351	1-1 G3		2-1 E3 1B 1B		1-1 F8		2-2 FC4-5		1-3 K	4	1	0	0	0	0	2							
Travis Fryman, R OBP: 0.313, SLG: 0.363 Bill Selby, L OBP: 0.306, SLG: 0.313			0-3 K		1-0 L6		0-3 K			4	0	1	0	0	2	1							
Milton Bradley, S OBP: 0.298, SLG: 0.377		0-1 HR 1B	2-1 1B				3-3 K		2-3 K	4	1	2	1	0	2	0							
Ricky Gutierrez, R OBP: 0.308, SLG: 0.332		2-1 HR	1-2 1B				3-2 WP 1B 1B		0-0 G5-4-3 BB 1B	4	2	4	2	0	0	0							
Ben Broussard, L OBP: 0.273, SLG: 0.300		0-0 1B 2B	1-0 G1-2-3				0-1 F8		4-2 G5-4-3 BB	3	1	1	0	1	0	4							
Einar Diaz, R OBP: 0.266, SLG: 0.297	0-2 F7				0-0 F7		2-2 FC6-4 1B		0-0 G5-4-3	4	0	1	1	0	0	3							
Inning Stats	R: 0 E: 0 K: 0 S: 10	H: 1 LOB: 1 BB: 0 P: 15	R: 3 E: 0 K: 1 S: 15	H: 4 LOB: 1 BB: 0 P: 19	R: 1 E: 1 K: 0 S: 15	H: 3 LOB: 2 BB: 0 P: 23	R: 0 E: 0 K: 0 S: 4	H: 0 LOB: 0 BB: 0 P: 5	R: 0 E: 0 K: 0 S: 6	H: 0 LOB: 0 BB: 0 P: 11	R: 1 E: 0 K: 1 S: 16	H: 2 LOB: 1 BB: 0 P: 24	R: 0 E: 0 K: 1 S: 15	H: 1 LOB: 1 BB: 0 P: 20	R: 0 E: 0 K: 2 S: 14	H: 1 LOB: 2 BB: 1 P: 22	R: 0 E: 0 K: 2 S: 9	H: 0 LOB: 0 BB: 0 P: 11	1B: 10 2B: 1 3B: 0 HR: 1	SF: 0 SAC: 0 DP: 1 HBP: 0	WP: 1 PB: 0 SB: 0 CS: 0	PA: 40	
PITCHER	IP WLS BF H R ER SO BB IBB HBP BLK WP HR S P ERA WHIP	IP WLS BF H R ER SO BB IBB HBP BLK WP HR S P ERA WHIP	IP WLS BF H R ER SO BB IBB HBP BLK WP HR S P ERA WHIP	IP WLS BF H R ER SO BB IBB HBP BLK WP HR S P ERA WHIP	IP WLS BF H R ER SO BB IBB HBP BLK WP HR S P ERA WHIP	IP WLS BF H R ER SO BB IBB HBP BLK WP HR S P ERA WHIP	IP WLS BF H R ER SO BB IBB HBP BLK WP HR S P ERA WHIP	IP WLS BF H R ER SO BB IBB HBP BLK WP HR S P ERA WHIP	IP WLS BF H R ER SO BB IBB HBP BLK WP HR S P ERA WHIP	IP WLS BF H R ER SO BB IBB HBP BLK WP HR S P ERA WHIP	IP WLS BF H R ER SO BB IBB HBP BLK WP HR S P ERA WHIP	IP WLS BF H R ER SO BB IBB HBP BLK WP HR S P ERA WHIP	IP WLS BF H R ER SO BB IBB HBP BLK WP HR S P ERA WHIP	IP WLS BF H R ER SO BB IBB HBP BLK WP HR S P ERA WHIP	IP WLS BF H R ER SO BB IBB HBP BLK WP HR S P ERA WHIP	IP WLS BF H R ER SO BB IBB HBP BLK WP HR S P ERA WHIP	IP WLS BF H R ER SO BB IBB HBP BLK WP HR S P ERA WHIP	IP WLS BF H R ER SO BB IBB HBP BLK WP HR S P ERA WHIP	IP WLS BF H R ER SO BB IBB HBP BLK WP HR S P ERA WHIP	IP WLS BF H R ER SO BB IBB HBP BLK WP HR S P ERA WHIP	IP WLS BF H R ER SO BB IBB HBP BLK WP HR S P ERA WHIP	IP WLS BF H R ER SO BB IBB HBP BLK WP HR S P ERA WHIP	IP WLS BF H R ER SO BB IBB HBP BLK WP HR S P ERA WHIP

New York Yankees @ Cleveland Indians
 Jacobs Field, Cleveland, OH
 Sat Jul 13 2002, 7:05 PM EDT
 Att: 42,631 - Cloudy - 76 F

AB 39
R 5
H 12
RBI 5
BB 1
SO 7
LOB 14



Batter	1	2	3	4	5	6	7	8	9	AB	R	H	RBI	BB	SO	LOB	TOP			
Alfonso Soriano, R (1,4) OBP: 0.341, SLG: 0.579										4	2	2	0	1	0	4	New York Yankees @ Cleveland Indians Jacobs Field, Cleveland, OH Sun Jul 14 2002, 1:05 PM EDT Att: 42,573 - Sunny - 75 F			
2 Derek Jeter, R (1,6) OBP: 0.390, SLG: 0.450										3	2	0	0	2	1	3				
Bernie Williams, S (1,8) OBP: 0.415, SLG: 0.474										4	2	2	2	1	0	1				
25 Jason Giambi, L (1,3) OBP: 0.431, SLG: 0.595 Nick Johnson, L (9,3) OBP: 0.316, SLG: 0.405										4	0	1	1	1	1	3				
Rondell White, R (1,7) OBP: 0.321, SLG: 0.401										5	1	3	2	0	1	2				
Robin Ventura, L (1,5) OBP: 0.369, SLG: 0.504										4	0	1	1	1	0	3				
Ron Coomer, R (1,10) OBP: 0.354, SLG: 0.500										4	0	0	0	1	1	2				
Shane Spencer, R (1,9) OBP: 0.326, SLG: 0.369										5	0	0	0	0	2	3				
Chris Widger, R (1,2) OBP: 0.556, SLG: 0.500										3	0	2	1	1	0	0				
Inning Stats	R: 4 E: 0 K: 2 S: 26	H: 5 LOB: 3 BB: 2 P: 46	R: 1 E: 0 K: 0 S: 11	H: 1 LOB: 1 BB: 1 P: 17	R: 0 E: 0 K: 2 S: 13	H: 0 LOB: 0 BB: 0 P: 18	R: 2 E: 1 K: 0 S: 15	H: 2 LOB: 1 BB: 2 P: 29	R: 0 E: 0 K: 1 S: 15	H: 1 LOB: 2 BB: 1 P: 25	R: 0 E: 0 K: 0 S: 5	H: 1 LOB: 0 BB: 0 P: 8	R: 0 E: 0 K: 1 S: 9	H: 0 LOB: 1 BB: 1 P: 18	R: 0 E: 0 K: 0 S: 6	H: 0 LOB: 0 BB: 0 P: 8	1B: 10 2B: 1 3B: 0 HR: 0	SF: 0 SAC: 0 DP: 2 HBP: 0	WP: 0 PB: 1 SB: 2 CS: 0	PA: 44
PITCHER	IP WLS BF H R ER SO BB IBB HBP BLK WP HR S P ERA WHIP																			
Chuck Finley, L (1,1) ERA: 4.44	3.1	22	7	7	7	4	5	0	0	0	0	0	0	0	59	98	18.90	3.600		
Chad Paronto, R (4,1) ERA: 4.45	2.1	11	3	0	0	1	2	0	0	0	0	0	0	31	57	0.00	2.143			
Mark Wohlers, R (6,1) ERA: 6.75	1.2	6	1	0	0	0	1	0	0	0	0	0	0	9	18	0.00	1.200			
Ricardo Rincon, L (8,1) ERA: 3.9	1.2	W	5	0	0	0	1	0	0	0	0	0	0	12	19	0.00	0.000			

Batter	1	2	3	4	5	6	7	8	9	AB	R	H	RBI	BB	SO	LOB	BOTTOM					
Chris Magruder, S (1,8) OBP: 0.281, SLG: 0.372										5	1	1	1	0	1	3	New York Yankees @ Cleveland Indians Jacobs Field, Cleveland, OH Sun Jul 14 2002, 1:05 PM EDT Att: 42,573 - Sunny - 75 F					
Omar Vizquel, S (1,6) OBP: 0.307, SLG: 0.466										5	2	3	1	0	0	1						
Ellis Burks, R (1,10) OBP: 0.334, SLG: 0.478										5	2	2	1	0	0	3						
Jim Thome, L (1,3) OBP: 0.414, SLG: 0.603										4	2	2	3	1	2	1						
Lee Stevens, L (1,9) OBP: 0.301, SLG: 0.346 Travis Fryman, R (9,PH) OBP: 0.312, SLG: 0.362										3	0	0	0	1	0	1						
Bill Selby, L (1,5) OBP: 0.317, SLG: 0.405										5	1	2	4	0	1	1						
Ben Broussard, L (1,7) OBP: 0.277, SLG: 0.286 Ricky Gutierrez, R (8,PH) OBP: 0.307, SLG: 0.331										2	0	0	0	1	1	0						
John McDonald, R (1,4) OBP: 0.314, SLG: 0.385										4	2	2	0	0	0	2						
Eddie Pérez, R (1,2) OBP: 0.304, SLG: 0.373 Einar Díaz, R (9,PR) OBP: 0.266, SLG: 0.297										3	0	1	0	1	0	2						
Inning Stats	R: 0 E: 0 K: 0 S: 6	H: 0 LOB: 0 BB: 0 P: 11	R: 0 E: 0 K: 1 S: 8	H: 0 LOB: 0 BB: 0 P: 13	R: 0 E: 0 K: 1 S: 9	H: 0 LOB: 0 BB: 0 P: 11	R: 0 E: 0 K: 1 S: 12	H: 1 LOB: 1 BB: 0 P: 23	R: 0 E: 0 K: 1 S: 13	H: 0 LOB: 2 BB: 2 P: 22	R: 3 E: 0 K: 0 S: 16	H: 3 LOB: 0 BB: 1 P: 24	R: 1 E: 0 K: 1 S: 14	H: 2 LOB: 2 BB: 1 P: 22	R: 0 E: 0 K: 0 S: 8	H: 2 LOB: 1 BB: 0 P: 14	R: 6 E: 0 K: 1 S: 17	H: 5 LOB: 1 BB: 1 P: 32	1B: 9 2B: 2 3B: 0 HR: 2	SF: 0 SAC: 0 DP: 1 HBP: 0	WP: 1 PB: 0 SB: 0 CS: 0	PA: 42
PITCHER	IP WLS BF H R ER SO BB IBB HBP BLK WP HR S P ERA WHIP																					
35 Mike Mussina, R (1,1) ERA: 4.54	6.0	24	4	3	3	4	2	0	0	0	0	0	0	64	104	4.50	1.000					
Ramiro Mendoza, R (7,1) ERA: 3.32	1.0	6	2	1	1	1	1	0	0	0	0	0	0	14	22	9.00	3.000					
Mike Stanton, L (8,1) ERA: 2.29	0.2	H	3	2	0	0	0	0	0	0	0	0	0	6	9	0.00	3.000					
Steve Karsay, R (8,1) ERA: 3.27	0.1	H	1	0	0	0	0	0	0	0	0	0	0	2	5	0.00	0.000					
42 Mariano Rivera, R (9,1) ERA: 3.0	0.2	L	8	5	6	6	1	0	1	0	0	0	0	17	32	81.00	7.500					



Batter	1	2	3	4	5	6	7	8	9	AB	R	H	RBI	BB	SO	LOB	TOP										
Kenny Lofton, L OBP: 0.346, SLG: 0.405	3-1 FC4-6 1B		2-3 K		0-1 F9			1-1 HR	0-0 G4-3	5	1	2	1	0	1	1											
Ray Durham, S OBP: 0.392, SLG: 0.408	1-2 FC4-6 CS		1-2 F8		1-1 G4-3			3-2 F7		4	0	0	0	0	0	2											
Carlos Lee, R OBP: 0.338, SLG: 0.483	2-1 F8			3-1 G6-3		1-2 G5-3		4-2 FC5-4 BB		3	0	0	0	1	0	1											
Magglio Ordonez, R OBP: 0.365, SLG: 0.521		1-0 G5-3		0-1 G6-3		0-0 G5-3		0-1 FC5-4 1B		4	0	0	0	0	0	1											
Jose Valentin, S OBP: 0.303, SLG: 0.453		2-0 F8		1-0 1B		1-2 G4-3		1-2 1B		4	0	2	0	0	0	0											
Frank Thomas, R OBP: 0.331, SLG: 0.424		4-2 BB		2-2 FC5-4 BB 1B			2-3 K	3-0 1B		3	0	2	0	1	1	0											
Jeff Liefer, L OBP: 0.258, SLG: 0.289		0-0 G3		4-0 BB 1B		3-1 G3		2-3 K		3	0	0	0	1	1	4											
Tony Graffanino, R OBP: 0.351, SLG: 0.460			2-2 BLK 1B	0-0 FC5			0-0 1B		3-2 G5-3	4	0	2	0	0	0	3											
Mark Johnson, L OBP: 0.302, SLG: 0.268			1-1 F8		2-1 G4-3				2-3 K	3	0	0	0	0	0	2											
Aaron Rowand, R OBP: 0.202, SLG: 0.301										1	0	0	0	0	1	0											
Inning Stats	R: 0 E: 0 K: 0 S: 7	H: 1 LOB: 0 BB: 0 P: 13	R: 0 E: 0 K: 0 S: 5	H: 0 LOB: 1 BB: 1 P: 12	R: 0 E: 0 K: 1 S: 12	H: 1 LOB: 0 BB: 0 P: 18	R: 0 E: 0 K: 0 S: 9	H: 2 LOB: 3 BB: 1 P: 19	R: 0 E: 0 K: 0 S: 6	H: 0 LOB: 0 BB: 0 P: 9	R: 0 E: 0 K: 1 S: 7	H: 1 LOB: 1 BB: 0 P: 13	R: 1 E: 0 K: 1 S: 19	H: 3 LOB: 3 BB: 1 P: 33	R: 0 E: 0 K: 1 S: 14	H: 0 LOB: 0 BB: 0 P: 19	1B: 7 2B: 0 3B: 0 HR: 1	SF: 0 SAC: 0 DP: 0 HBP: 0	WP: 0 PB: 0 CS: 1	PA: 37							
PITCHER	IP	WLS	BF	H	R	ER	SO	BB	IBB	HBP	BLK	WP	HR	S	P	ERA	WHIP										
Jason Phillips, R ERA: 3.95	(1, 1)	7.2	W	32	7	1	1	2	3	0	0	1	0	67	116	1.17	1.304										
Paul Shuey, R ERA: 2.45	(8, 1)	1.1		5	1	0	0	2	0	0	0	0	0	19	29	0.00	0.750										

Chicago White Sox @ Cleveland Indians
Jacobs Field, Cleveland, OH
Mon Jul 15 2002, 7:05 PM EDT
Att: 30,025 - Sunny - 84 F

AB	34
R	1
H	8
RBI	1
BB	3
SO	4
LOB	14



Batter	1	2	3	4	5	6	7	8	9	AB	R	H	RBI	BB	SO	LOB	BOTTOM											
Chris Magruder, S OBP: 0.271, SLG: 0.358	2-1 E4 1B SF7		1-1 F7		2-1 G3	2-2 G3-1		2-2 P6		5	1	0	0	0	0	3												
Omar Vizquel, S OBP: 0.365, SLG: 0.473	0-1 P6		2-0 HR		0-0 G3		1-2 F8			4	1	1	1	0	0	1												
Ellis Burks, R OBP: 0.336, SLG: 0.482	1-2 1-3 1B		3-2 G5-3			2-2 G2-3	1-0 HR 2B			4	1	2	0	0	0	0												
Jim Thome, L OBP: 0.417, SLG: 0.604	2-1 SF7			4-2 FC5-4 BB		1-0 E 2B 1B	4-0 HR IBB			1	2	1	1	2	0	0												
Lee Stevens, L OBP: 0.300, SLG: 0.345	1-3 K			2-3 K		1-2 E 2B 1B	2-3 K			4	1	1	0	0	3	4												
John McDonald, R OBP: 0.314, SLG: 0.385						1-2 E 2B 1B				0	0	0	0	0	0	0												
Ricky Gutierrez, R OBP: 0.306, SLG: 0.341		2-2 G5-3		2-2 FC5-4 BB		0-0 E3 2B	3-2 HR			4	1	1	3	0	0	3												
Bill Selby, L OBP: 0.333, SLG: 0.425		1-1 G1-3		4-2 BB		2-2 1-3 2-H 3-H 2-2	0-1 L8			3	0	1	2	1	0	0												
Ben Broussard, L OBP: 0.280, SLG: 0.273		2-2 G1-3		0-1 F7				4-2 G6-4-3 BB		2	0	0	0	0	0	2												
Milton Bradley, S OBP: 0.302, SLG: 0.377										0	0	0	0	1	0	0												
Einar Diaz, R OBP: 0.262, SLG: 0.292			2-1 L6		1-2 G5-3	1-2 P6		2-1 G6-4-3		4	0	0	0	0	0	4												
Inning Stats	R: 1 E: 1 K: 1 S: 13	H: 1 LOB: 1 BB: 0 P: 19	R: 0 E: 0 K: 0 S: 9	H: 0 LOB: 0 BB: 0 P: 14	R: 1 E: 0 K: 0 S: 8	H: 1 LOB: 0 BB: 0 P: 16	R: 0 E: 0 K: 1 S: 13	H: 0 LOB: 2 BB: 2 P: 25	R: 0 E: 0 K: 0 S: 6	H: 0 LOB: 0 BB: 0 P: 9	R: 2 E: 1 K: 0 S: 21	H: 3 LOB: 3 BB: 0 P: 32	R: 3 E: 0 K: 1 S: 14	H: 2 LOB: 0 BB: 1 P: 25	R: 0 E: 0 K: 0 S: 9	H: 0 LOB: 0 BB: 1 P: 17	1B: 3 2B: 2 3B: 0 HR: 2	SF: 1 SAC: 0 DP: 1 HBP: 1	WP: 0 PB: 0 CS: 0	PA: 37								
PITCHER	IP	WLS	BF	H	R	ER	SO	BB	IBB	HBP	BLK	WP	HR	S	P	ERA	WHIP											
Gary Glover, R ERA: 4.76	(1, 1)	5.1	L	23	4	4	2	2	2	0	0	0	0	0	0	3.38	1.125											
Bob Howry, R ERA: 4.54	(6, 1)	1.1		10	3	3	3	1	0	1	1	0	0	1	25	43	20.25	2.250										
Matt Ginter, R ERA: 2.45	(7, 1)	1.1		4	0	0	0	0	1	0	0	0	0	0	11	19	0.00	0.750										

Chicago White Sox @ Cleveland Indians
Jacobs Field, Cleveland, OH
Mon Jul 15 2002, 7:05 PM EDT
Att: 30,025 - Sunny - 84 F

AB	31
R	7
H	7
RBI	7
BB	4
SO	3
LOB	17



Batter	1	2	3	4	5	6	7	8	9	AB	R	H	RBI	BB	SO	LOB	TOP								
Jacque Jones, L OBP: 0.323, SLG: 0.463 (1, 7)										5	1	3	1	0	1	1									
Cristian Guzman, S OBP: 0.276, SLG: 0.364 (1, 6)										5	0	1	0	0	1	3									
Corey Koskie, L OBP: 0.395, SLG: 0.471 (1, 5)											4	1	2	1	1	2	1								
David Ortiz, L OBP: 0.315, SLG: 0.433 (1, 10)											5	1	1	2	0	2	4								
Tori Hunter, R OBP: 0.356, SLG: 0.572 Bobby Kielty, S OBP: 0.434, SLG: 0.503 (5, 8)											2	0	0	0	0	0	0								
Doug Mientkiewicz, L OBP: 0.372, SLG: 0.347 (1, 3)										5	1	0	0	0	0	3									
Dustan Mohr, R OBP: 0.354, SLG: 0.477 Denny Hocking, S OBP: 0.327, SLG: 0.339 (9, 9)										4	2	3	2	1	1	2									
A.J. Pierzynski, L OBP: 0.342, SLG: 0.473 (1, 2)										4	1	0	0	0	1	3									
Luis Rivas, R OBP: 0.328, SLG: 0.386 (1, 4)										3	1	2	2	1	0	0									
Inning Stats	R: 0 E: 0 K: 2 S: 8	H: 1 LOB: 1 BB: 0 P: 12	R: 2 E: 0 K: 0 S: 17	H: 3 LOB: 2 BB: 0 P: 27	R: 2 E: 0 K: 1 S: 15	H: 2 LOB: 1 BB: 1 P: 24	R: 0 E: 0 K: 2 S: 8	H: 0 LOB: 0 BB: 1 P: 17	R: 0 E: 0 K: 1 S: 11	H: 1 LOB: 2 BB: 0 P: 15	R: 1 E: 0 K: 1 S: 14	H: 3 LOB: 2 BB: 0 P: 18	R: 3 E: 0 K: 0 S: 11	H: 2 LOB: 0 BB: 1 P: 21	R: 0 E: 0 K: 1 S: 6	H: 0 LOB: 0 BB: 0 P: 10	R: 0 E: 1 K: 0 S: 8	H: 0 LOB: 1 BB: 1 P: 16	1B: 8 2B: 1 3B: 0 HR: 3	SF: 0 SAC: 0 DP: 1 HBP: 2	WP: 0 PB: 0 SB: 0 CS: 1	PA: 44			
PITCHER	IP	WLS	BF	H	R	ER	SO	BB	IBB	HBP	BLK	WP	HR	S	P	ERA	WHIP								
Danys Baez, R ERA: 4.22 (1, 1)	5.2	L	30	10	5	5	6	2	0	2	0	0	1	70	109	7.94	2.118								
Heath Murray, L ERA: 5.23 (6, 1)	2.1		10	2	3	3	2	1	0	0	0	0	2	20	35	11.57	1.286								
David Riske, R ERA: 5.65 (9, 1)	1.0		4	0	0	0	0	1	0	0	0	0	0	8	16	0.00	1.000								

Minnesota Twins @ Cleveland Indians
Jacobs Field, Cleveland, OH
Wed Jul 17 2002, 7:05 PM EDT
Att: 33,324 - Cloudy - 84 F

AB 38
R 8
H 12
RBI 8
BB 4
SO 8
LOB 17



Batter	1	2	3	4	5	6	7	8	9	AB	R	H	RBI	BB	SO	LOB	BOTTOM								
Chris Magruder, S OBP: 0.268, SLG: 0.350 (1, 9)										5	0	1	0	0	2	1									
Omar Vizquel, S OBP: 0.385, SLG: 0.473 (1, 6)										5	1	3	0	0	0	1									
Ellis Burks, R OBP: 0.334, SLG: 0.489 (1, 10)										4	1	0	0	0	0	5									
Jim Thome, L OBP: 0.414, SLG: 0.603 (1, 3)										4	1	1	2	0	2	3									
Bill Selby, L OBP: 0.321, SLG: 0.458 (1, 5)										4	1	1	2	0	1	0									
Milton Bradley, S OBP: 0.305, SLG: 0.377 (1, 8)										4	0	2	0	0	0	0									
Ricky Gutierrez, R OBP: 0.308, SLG: 0.340 (1, 4)										4	0	1	0	0	0	1									
Ben Broussard, L OBP: 0.281, SLG: 0.333 (1, 7)										4	1	1	1	0	1	2									
Einar Diaz, R OBP: 0.259, SLG: 0.288 (1, 2)										4	0	0	0	0	1	0									
Inning Stats	R: 2 E: 0 K: 0 S: 15	H: 2 LOB: 0 BB: 0 P: 23	R: 0 E: 0 K: 0 S: 5	H: 0 LOB: 0 BB: 0 P: 7	R: 0 E: 1 K: 2 S: 10	H: 1 LOB: 2 BB: 0 P: 17	R: 0 E: 0 K: 0 S: 5	H: 0 LOB: 0 BB: 0 P: 6	R: 0 E: 0 K: 1 S: 7	H: 0 LOB: 0 BB: 0 P: 9	R: 2 E: 0 K: 0 S: 17	H: 3 LOB: 1 BB: 0 P: 25	R: 1 E: 0 K: 1 S: 9	H: 2 LOB: 1 BB: 0 P: 15	R: 0 E: 0 K: 2 S: 16	H: 2 LOB: 2 BB: 0 P: 25	R: 0 E: 0 K: 1 S: 8	H: 0 LOB: 0 BB: 0 P: 13	1B: 7 2B: 0 3B: 0 HR: 3	SF: 0 SAC: 0 DP: 0 HBP: 0	WP: 0 PB: 0 SB: 0 CS: 0	PA: 38			
PITCHER	IP	WLS	BF	H	R	ER	SO	BB	IBB	HBP	BLK	WP	HR	S	P	ERA	WHIP								
Rick Reed, R ERA: 4.57 (7, 1)	6.0		25	6	4	4	3	0	0	0	0	0	1	7	11	27.00	6.000								
Tony Fiore, R ERA: 3.43 (7, 1)	0.1		3	2	1	1	1	0	0	0	0	0	0	1	11	0.00	0.000								
J.C. Romero, L ERA: 2.08 (7, 1)	1.1	H	4	0	0	0	2	0	0	0	0	0	0	11	19	0.00	0.000								
Michael Jackson, R ERA: 2.52 (8, 1)	0.1	H	3	2	0	0	0	0	0	0	0	0	0	7	10	0.00	6.000								
Eddie Guardado, L ERA: 2.74 (9, 1)	1.0	S	3	0	0	0	1	0	0	0	0	0	0	8	13	0.00	0.000								

Minnesota Twins @ Cleveland Indians
Jacobs Field, Cleveland, OH
Wed Jul 17 2002, 7:05 PM EDT
Att: 33,324 - Cloudy - 84 F

AB 38
R 5
H 10
RBI 5
BB 0
SO 7
LOB 13



Batter	1	2	3	4	5	6	7	8	9	AB	R	H	RBI	BB	SO	LOB	TOP					
Chris Magruder, S (1, 9) OBP: 0.270, SLG: 0.373 (7, 8)	0-1 2B	1-1 1B		2-0 G3		0-0 FC3-2 1B		2-2 HR		5	1	3	1	0	0	3	Cleveland Indians @ Kansas City Royals Kauffman Stadium, Kansas City, MO Fri Jul 19, 2002, 7:05 PM CDT Att: 20,922 - Cloudy - 82 F					
Omar Vizquel, S (1, 6) OBP: 0.397, SLG: 0.468	1-2 F5	2-1 G4-3		1-1 G5-3		1-1 1B		1-2 F8		5	0	1	0	0	0	5						
Ellis Burks, R (1, 10) OBP: 0.336, SLG: 0.502	4-1 BB		3-3 K		2-2 HR	1-3 K		1-0 G6-3		4	1	1	1	1	2	3						
Lee Stevens, L (1, 3) OBP: 0.300, SLG: 0.340	2-2 F7		4-2 2B BB		1-0 G4-3	2-2 G4-3		0-0 F9		4	1	0	0	1	0	5						
Bill Selby, L (1, 5) OBP: 0.290, SLG: 0.404 (7, 9)	3-3 K		2-3 K		2-2 G4-3		0-1 G4-3	2-0 4-3		5	0	0	0	0	2	3						
Milton Bradley, S (1, 8) OBP: 0.313, SLG: 0.419 John McDonald, R (7, 5) OBP: 0.311, SLG: 0.381		1-3 K	0-2 2B		3-1 HR		0-0 G5-3	3-3 K		4	1	2	2	0	1	0						
Ricky Gutierrez, R (1, 4) OBP: 0.310, SLG: 0.341		3-2 FC4-6 1B	3-3 K		0-3 K		0-1 L6			4	0	1	0	0	2	1						
Ben Broussard, L (1, 7) OBP: 0.308, SLG: 0.414	1-2 FC4-6 1B BB			0-0 SH3-4 2B		2-1 E FC3-2 1B		1-1 HR		4	1	3	1	0	0	1						
Einar Diaz, R (1, 2) OBP: 0.263, SLG: 0.290	4-2 1B BB		1-1 SH3-4		2-1 E5 1B FC3-2 1B		1-0 G5-3			2	0	1	0	1	0	0						
Inning Stats	R: 0 E: 0 K: 1 S: 17	H: 1 LOB: 2 BB: 1 P: 27	R: 0 E: 0 K: 1 S: 19	H: 2 LOB: 3 BB: 1 P: 31	R: 1 E: 0 K: 3 S: 21	H: 1 LOB: 1 BB: 1 P: 33	R: 0 E: 0 K: 0 S: 6	H: 1 LOB: 1 BB: 0 P: 10	R: 2 E: 0 K: 1 S: 12	H: 2 LOB: 0 BB: 0 P: 20	R: 0 E: 1 K: 1 S: 13	H: 3 LOB: 3 BB: 0 P: 21	R: 0 E: 0 K: 0 S: 5	H: 0 LOB: 0 BB: 0 P: 5	R: 2 E: 0 K: 0 S: 11	H: 2 LOB: 0 BB: 0 P: 17	R: 0 E: 0 K: 1 S: 6	H: 0 LOB: 0 BB: 0 P: 11	1B: 5 2B: 3 3B: 0 HR: 4	SF: 0 SAC: 1 DP: 0 HBP: 0	WP: 0 PB: 0 SB: 0 CS: 0	PA: 42
PITCHER	IP WLS BF H R ER SO BB IBB HBP BLK WP HR S P ERA WHIP	IP WLS BF H R ER SO BB IBB HBP BLK WP HR S P ERA WHIP	IP WLS BF H R ER SO BB IBB HBP BLK WP HR S P ERA WHIP	IP WLS BF H R ER SO BB IBB HBP BLK WP HR S P ERA WHIP	IP WLS BF H R ER SO BB IBB HBP BLK WP HR S P ERA WHIP	IP WLS BF H R ER SO BB IBB HBP BLK WP HR S P ERA WHIP	IP WLS BF H R ER SO BB IBB HBP BLK WP HR S P ERA WHIP	IP WLS BF H R ER SO BB IBB HBP BLK WP HR S P ERA WHIP	IP WLS BF H R ER SO BB IBB HBP BLK WP HR S P ERA WHIP	IP WLS BF H R ER SO BB IBB HBP BLK WP HR S P ERA WHIP	IP WLS BF H R ER SO BB IBB HBP BLK WP HR S P ERA WHIP	IP WLS BF H R ER SO BB IBB HBP BLK WP HR S P ERA WHIP	IP WLS BF H R ER SO BB IBB HBP BLK WP HR S P ERA WHIP	IP WLS BF H R ER SO BB IBB HBP BLK WP HR S P ERA WHIP	IP WLS BF H R ER SO BB IBB HBP BLK WP HR S P ERA WHIP	IP WLS BF H R ER SO BB IBB HBP BLK WP HR S P ERA WHIP						
Miguel Asencio, R (1, 1) ERA: 5.49	4.2 1.0 2.1 1.0	24 6 9 3	7 3 2 2	3 0 2 0	3 0 0 0	0 0 2 0	2 13 19 27	72 13 19 27	118 0 0 0	5.79 0.00 7.71 0.00	2.143 3.000 0.857 0.000											
51 Kris Wilson, R (5, 1) ERA: 3.24	6.1 2.1 1.0	9 W S	2 2 0	2 2 0	0 0 0	0 0 0	0 0 0	0 2 6	19 27 11	7.71 0.857 0.000												
Scott Mullen, L (6, 1) ERA: 2.51	2.1 1.0	9 S	2 0	2 0	0 0	0 0	0 0	2 6	19 11	7.71 0.000												
Roberto Hernandez, R (9, 1) ERA: 3.6	1.0	3	0	0	0	0	0	0	6	0.000												

Batter	1	2	3	4	5	6	7	8	9	AB	R	H	RBI	BB	SO	LOB	BOTTOM			
Aaron Guiel, L (1, 9) OBP: 0.333, SLG: 0.379	4-1 1B BB		2-3 K		3-1 G4-3		4-0 1B BB	2-3 K		3	2	0	0	2	2	1	Cleveland Indians @ Kansas City Royals Kauffman Stadium, Kansas City, MO Fri Jul 19, 2002, 7:05 PM CDT Att: 20,922 - Cloudy - 82 F			
Luis Alica, S (1, 10) OBP: 0.332, SLG: 0.302	2-1 1B FC6-4 1B		1-1 G1-6-3		1-0 F7		0-0 1B E 1B	1-1 CS 1B		5	2	3	0	0	0	1				
Carlos Beltrán, S (1, 8) OBP: 0.343, SLG: 0.485	1-1 FC6-4 1B		1-1 G6-3		3-2 E3		0-1 1B HR 1B	1-3 K		5	1	2	2	0	1	1				
Joe Randa, R (1, 5) OBP: 0.355, SLG: 0.475	2-3 K		1-1 1B		2-0 F8		3-1 HR HBP	1-0 CS		3	1	1	0	0	1	3				
Raul Ibanez, L (1, 3) OBP: 0.341, SLG: 0.568	4-0 FC6-4 BB		2-3 K		2-1 SH1-3 1B		0-2 1B HR			3	1	2	3	1	1	1				
Michael Tucker, L (1, 7) OBP: 0.339, SLG: 0.407	2-0 FC6-4			0-0 G4-3		0-1 SH1-3	3-2 F2			3	0	0	1	0	0	2				
Neifi Perez, S (1, 6) OBP: 0.254, SLG: 0.302	1-2 2-3 3-H 3-0 L8			2-1 F7		0-0 G5-3	3-2 1B			4	0	1	0	0	0	3				
Carlos Febles, R (1, 4) OBP: 0.323, SLG: 0.337		3-2 G6-3		0-0 CS 1B		4-0 BB	1-3 K			3	0	1	0	1	1	1				
Brent Mayne, L (1, 2) OBP: 0.297, SLG: 0.278		1-0 G3		1-0 CS	4-1 G4-3 E BB	1-2 F9	1-3 K			3	1	0	0	1	1	3				
Inning Stats	R: 2 E: 0 K: 1 S: 11	H: 2 LOB: 2 BB: 2 P: 29	R: 0 E: 0 K: 1 S: 7	H: 0 LOB: 0 BB: 0 P: 13	R: 0 E: 0 K: 1 S: 9	H: 1 LOB: 1 BB: 0 P: 14	R: 0 E: 0 K: 0 S: 4	H: 1 LOB: 0 BB: 0 P: 7	R: 1 E: 1 K: 0 S: 8	H: 0 LOB: 1 BB: 1 P: 21	R: 0 E: 0 K: 0 S: 8	H: 1 LOB: 2 BB: 1 P: 15	R: 5 E: 0 K: 2 S: 21	H: 4 LOB: 1 BB: 1 P: 36	R: 0 E: 0 K: 2 S: 9	H: 1 LOB: 0 BB: 0 P: 14	1B: 9 2B: 0 3B: 0 HR: 1	SF: 0 SAC: 1 DP: 0 HBP: 1	WP: 0 PB: 0 SB: 2 CS: 2	PA: 41
PITCHER	IP WLS BF H R ER SO BB IBB HBP BLK WP HR S P ERA WHIP	IP WLS BF H R ER SO BB IBB HBP BLK WP HR S P ERA WHIP	IP WLS BF H R ER SO BB IBB HBP BLK WP HR S P ERA WHIP	IP WLS BF H R ER SO BB IBB HBP BLK WP HR S P ERA WHIP	IP WLS BF H R ER SO BB IBB HBP BLK WP HR S P ERA WHIP	IP WLS BF H R ER SO BB IBB HBP BLK WP HR S P ERA WHIP	IP WLS BF H R ER SO BB IBB HBP BLK WP HR S P ERA WHIP	IP WLS BF H R ER SO BB IBB HBP BLK WP HR S P ERA WHIP	IP WLS BF H R ER SO BB IBB HBP BLK WP HR S P ERA WHIP	IP WLS BF H R ER SO BB IBB HBP BLK WP HR S P ERA WHIP	IP WLS BF H R ER SO BB IBB HBP BLK WP HR S P ERA WHIP	IP WLS BF H R ER SO BB IBB HBP BLK WP HR S P ERA WHIP	IP WLS BF H R ER SO BB IBB HBP BLK WP HR S P ERA WHIP	IP WLS BF H R ER SO BB IBB HBP BLK WP HR S P ERA WHIP	IP WLS BF H R ER SO BB IBB HBP BLK WP HR S P ERA WHIP	IP WLS BF H R ER SO BB IBB HBP BLK WP HR S P ERA WHIP				
Jason Phillips, R (1, 1) ERA: 3.86	5.0 1.0 2.0	22 L 9	3 3 3	3 3 2	0 0 0	0 0 1	0 0 1	11 22 43	22 22 43	27.00 5.000 9.000										
Heath Murray, L (6, 1) ERA: 7.15	1.0	8	3	3	0	2	0	0	0	27.00										
David Riske, R (7, 1) ERA: 5.87	2.0	9	3	2	2	4	0	0	1	9.000										



Batter	1	2	3	4	5	6	7	8	9	AB	R	H	RBI	BB	SO	LOB	TOP										
Chris Magruder, S OBP: 0.274, SLG: 0.392 (1, 9)										5	2	2	2	0	2	3											
Omar Vizquel, S OBP: 0.397, SLG: 0.466 (1, 6)										4	0	1	0	1	2	1											
Bill Selby, L OBP: 0.303, SLG: 0.410 (1, 5)										4	0	2	1	0	0	1											
Ellis Burks, R OBP: 0.332, SLG: 0.495 (1, 10)										4	0	0	2	0	2	3											
Milton Bradley, S OBP: 0.311, SLG: 0.412 (1, 8)										3	0	0	0	1	0	2											
Earl Snyder, R OBP: 0.292, SLG: 0.200 (1, 3)										4	1	2	0	0	1	0											
Ben Broussard, L OBP: 0.319, SLG: 0.435 (1, 7)										4	1	2	0	0	1	0											
John McDonald, R OBP: 0.318, SLG: 0.386 (1, 4)										4	1	2	0	0	0	1											
Einar Diaz, R OBP: 0.264, SLG: 0.290 (1, 2)										3	1	1	0	0	1	2											
Lee Stevens, L OBP: 0.299, SLG: 0.339 (9, PH)										1	0	0	0	0	0	2											
Inning Stats	R: 1 E: 0 K: 1 S: 12	H: 2 LOB: 2 BB: 1 P: 26	R: 0 E: 1 K: 2 S: 10	H: 0 LOB: 1 BB: 0 P: 14	R: 0 E: 0 K: 2 S: 10	H: 0 LOB: 0 BB: 0 P: 17	R: 0 E: 0 K: 2 S: 10	H: 0 LOB: 0 BB: 0 P: 15	R: 2 E: 0 K: 1 S: 15	H: 4 LOB: 2 BB: 0 P: 19	R: 0 E: 0 K: 1 S: 6	H: 1 LOB: 1 BB: 0 P: 8	R: 0 E: 0 K: 0 S: 4	H: 0 LOB: 0 BB: 1 P: 8	R: 0 E: 0 K: 1 S: 9	H: 0 LOB: 0 BB: 0 P: 15	R: 2 E: 0 K: 1 S: 12	H: 3 LOB: 0 BB: 0 P: 20	1B: 8 2B: 1 3B: 0 HR: 1	SF: 0 SAC: 0 DP: 2 HBP: 0	WP: 0 PB: 0 SB: 0 CS: 0	PA: 38					
PITCHER	IP	WLS	BF	H	R	ER	SO	BB	IBB	HBP	BLK	WP	HR	S	P	ERA	WHIP										
Runeivs Hernandez, R ERA: 3.75	7.0	W	30	7	3	3	9	2	0	0	0	0	0	67	107	3.86	1.286										
Ryan Bukvich, R ERA: 1.69	1.0		5	2	2	2	1	0	0	0	0	0	0	13	22	18.00	2.000										
Roberto Hernandez, R ERA: 3.77	1.0	S	3	1	0	0	1	0	0	0	0	0	1	8	13	0.00	1.000										

Cleveland Indians @ Kansas City Royals
Kauffman Stadium, Kansas City, MO
Sat Jul 20 2002, 4:05 PM CDT
Sunny - 97 F

AB 36
R 5
H 10
RBI 5
BB 2
SO 11
LOB 17



Batter	1	2	3	4	5	6	7	8	9	AB	R	H	RBI	BB	SO	LOB	BOTTOM										
Aaron Guiel, L OBP: 0.346, SLG: 0.396 (1, 10)										4	1	2	0	1	1	1											
Carlos Febles, R OBP: 0.321, SLG: 0.335 (1, 4)										5	0	1	1	0	0	2											
Carlos Beltrán, S OBP: 0.347, SLG: 0.486 (1, 8)										3	1	2	1	0	0	0											
Joe Randa, R OBP: 0.351, SLG: 0.469 (1, 5)										4	0	0	0	0	2	5											
Raul Ibanez, L OBP: 0.343, SLG: 0.565 (1, 3)										3	1	1	1	1	0	1											
Michael Tucker, L OBP: 0.338, SLG: 0.409 (1, 9)										4	1	1	0	0	0	1											
Brandon Berger, R OBP: 0.289, SLG: 0.418 (1, 7)										4	1	2	2	0	0	0											
Nelfi Perez, S OBP: 0.251, SLG: 0.299 (1, 6)										4	0	0	0	0	0	2											
A.J. Hinch, R OBP: 0.311, SLG: 0.410 (1, 2)										3	2	1	2	1	1	1											
Inning Stats	R: 2 E: 0 K: 1 S: 13	H: 2 LOB: 1 BB: 1 P: 24	R: 1 E: 0 K: 1 S: 15	H: 2 LOB: 3 BB: 1 P: 24	R: 2 E: 0 K: 1 S: 18	H: 2 LOB: 1 BB: 1 P: 27	R: 0 E: 0 K: 0 S: 10	H: 1 LOB: 1 BB: 0 P: 17	R: 2 E: 0 K: 1 S: 11	H: 2 LOB: 0 BB: 0 P: 18	R: 0 E: 0 K: 0 S: 7	H: 0 LOB: 0 BB: 0 P: 12	R: 0 E: 0 K: 0 S: 5	H: 0 LOB: 0 BB: 0 P: 8	R: 0 E: 0 K: 0 S: 12	H: 1 LOB: 1 BB: 0 P: 17	1B: 7 2B: 2 3B: 0 HR: 1	SF: 0 SAC: 0 DP: 0 HBP: 1	WP: 0 PB: 0 SB: 3 CS: 0	PA: 38							
PITCHER	IP	WLS	BF	H	R	ER	SO	BB	IBB	HBP	BLK	WP	HR	S	P	ERA	WHIP										
Jaret Wright, R ERA: 11.25	4.0	L	23	7	5	5	3	3	0	0	0	0	1	35	55	4.50	0.750										
37 Jake Westbrook, R ERA: 6.75	4.0		15	3	2	2	1	0	0	0	0	0	1	35	55	4.50	0.750										

Cleveland Indians @ Kansas City Royals
Kauffman Stadium, Kansas City, MO
Sat Jul 20 2002, 4:05 PM CDT
Sunny - 97 F

AB 34
R 7
H 10
RBI 7
BB 3
SO 4
LOB 13



Batter	1	2	3	4	5	6	7	8	9	10	AB	R	H	RBI	BB	SO	LOB	TOP									
Chris Magruder, S OBP: 0.276, SLG: 0.390 Milton Bradley, S OBP: 0.307, SLG: 0.406	G6-3	SH1-4		FC6-4 BB		G3-1		G6-3		P6	1	0	0	0	1	0	0										
Ricky Gutierrez, R OBP: 0.311, SLG: 0.339 Omar Vizquel, S OBP: 0.369, SLG: 0.470	HR	G5-3		FC6-4			G5-3		G3 BB HBP	HR	4	1	1	0	0	0	4										
Ellis Burks, R OBP: 0.335, SLG: 0.512	HR	K			F9		F9		G3 BB	HR	5	2	2	5	1	1	2										
Lee Stevens, L OBP: 0.299, SLG: 0.347	2B		P6		G6-3		BB	2B	G3	K	6	0	2	0	0	1	2										
Bill Selby, L OBP: 0.324, SLG: 0.397	BB		F8		K		BB	IBB			2	0	0	0	3	1	0										
Earl Snyder, R OBP: 0.310, SLG: 0.208	K		G5-3			SH1-4 1B		BB	L6		4	0	1	0	1	1	5										
Ben Broussard, L OBP: 0.324, SLG: 0.448	G3			SH1-4 2B		SH1-4 1B		P6	F8		5	0	2	0	0	0	8										
John McDonald, R OBP: 0.318, SLG: 0.379		SH1-4 1B HBP		SH1-4		SH1-4		F3		F8	2	0	0	0	0	0	0										
Eddie Pérez, R OBP: 0.308, SLG: 0.351		SH1-4 1B		F8		G6-3		G4-3		2B HR BB	4	1	1	0	1	0	3										
Inning Stats	R: 2 E: 0 K: 13 S: 13	H: 3 LOB: 2 BB: 1 P: 25	R: 0 E: 0 K: 1 S: 9	H: 1 LOB: 2 BB: 0 P: 14	R: 0 E: 0 K: 1 S: 7	H: 0 LOB: 0 BB: 0 P: 10	R: 0 E: 0 K: 0 S: 7	H: 1 LOB: 2 BB: 1 P: 15	R: 0 E: 0 K: 1 S: 8	H: 0 LOB: 0 BB: 0 P: 11	R: 0 E: 0 K: 0 S: 9	H: 2 LOB: 2 BB: 0 P: 13	R: 0 E: 0 K: 0 S: 9	H: 1 LOB: 3 BB: 2 P: 17	R: 0 E: 0 K: 0 S: 6	H: 0 LOB: 0 BB: 0 P: 10	R: 0 E: 0 K: 0 S: 5	H: 0 LOB: 3 BB: 2 P: 15	R: 3 E: 0 K: 1 S: 15	H: 2 LOB: 0 BB: 1 P: 25	1B: 4 2B: 4 3B: 0 HR: 2	SF: 0 SAC: 3 DP: 0 HBP: 2	WP: 0 PA: 49				
PITCHER	IP	WLS	BF	H	R	ER	SO	BB	IBB	HBP	BLK	WP	HR	S	P	ERA	WHIP										
56 Shawn Sedlacek, R (1.1) ERA: 3.05	7.0		34	8	2	2	3	3		1	0	0	1	62	105	2.57	1.571										
Jason Grimsley, R (8.1) ERA: 4.23	2.0		9	0	0	0	0	1	1	1	0	0	0	11	25	0.00	0.500										
Brad Voytes, R (10.1) ERA: 6.84	1.0	L	6	2	3	3	1	1	0	0	0	0	1	15	25	27.00	3.000										

Cleveland Indians @ Kansas City Royals
Kauffman Stadium, Kansas City, MO

AB	37
R	5
H	10
RBI	5
BB	7
SO	4
LOB	27



WP: 0	PA: 49
PB: 0	
SB: 0	
CS: 0	

Batter	1	2	3	4	5	6	7	8	9	10	AB	R	H	RBI	BB	SO	LOB	BOTTOM									
Aaron Guiel, L OBP: 0.339, SLG: 0.385	SH2-3 1B		G4-3		G4-3			F8		F9	5	0	1	0	0	0	2										
Luis Alica, S OBP: 0.330, SLG: 0.301	SH2-3 1B		K		P6			L8			4	0	1	0	0	1	1										
Carlos Beltrán, S OBP: 0.344, SLG: 0.482	SH2-3			K		G1-3		G3			3	0	0	0	0	1	0										
Raul Ibanez, L OBP: 0.338, SLG: 0.556	F5		P4		G4-3			G4-3			4	0	0	0	0	2											
Michael Tucker, L OBP: 0.333, SLG: 0.402	L1		G3		F7			G4-3			4	0	0	0	0	2											
Chuck Knoblauch, R OBP: 0.247, SLG: 0.255		L6			1B HBP		F9			1B	3	2	1	0	0	0	0										
Neifi Pérez, S OBP: 0.251, SLG: 0.299		B5-3			L8			L8		L6	4	1	1	0	0	0	1										
Brent Mayne, L OBP: 0.296, SLG: 0.277		G4-3			1B		G6-3			G5-3	4	0	1	2	0	0	1										
Mike Caruso, S OBP: 0.154, SLG: 0.083 Joe Randa, R (10, PH) OBP: 0.353, SLG: 0.471			G4-3					B1-3		1B	3	0	1	0	0	0	0										
Inning Stats	R: 0 E: 0 K: 0 S: 9	H: 2 LOB: 2 BB: 0 P: 11	R: 0 E: 0 K: 0 S: 6	H: 0 LOB: 0 BB: 0 P: 6	R: 0 E: 0 K: 1 S: 6	H: 0 LOB: 0 BB: 0 P: 8	R: 0 E: 0 K: 1 S: 10	H: 0 LOB: 0 BB: 0 P: 15	R: 2 E: 0 K: 0 S: 11	H: 3 LOB: 1 BB: 0 P: 19	R: 0 E: 0 K: 0 S: 8	H: 0 LOB: 0 BB: 0 P: 11	R: 0 E: 0 K: 0 S: 7	H: 0 LOB: 0 BB: 0 P: 13	R: 0 E: 0 K: 0 S: 5	H: 0 LOB: 0 BB: 0 P: 6	R: 0 E: 0 K: 0 S: 5	H: 0 LOB: 0 BB: 0 P: 6	R: 1 E: 0 K: 0 S: 11	H: 2 LOB: 1 BB: 0 P: 17	1B: 7 2B: 0 3B: 0 HR: 0	SF: 0 SAC: 1 DP: 0 HBP: 1	WP: 0 PA: 37				
PITCHER	IP	WLS	BF	H	R	ER	SO	BB	IBB	HBP	BLK	WP	HR	S	P	ERA	WHIP										
Charles Nagy, R (1.1) ERA: 9.25	6.0		23	5	2	2	2	0		0	0	0	0	50	70	3.00	0.833										
Mark Wohlers, R (7.1) ERA: 5.86	2.0		6	0	0	0	0	0	0	0	0	0	0	12	19	0.00	0.000										
Paul Shuey, R (9.1) ERA: 2.29	1.0	W	3	0	0	0	0	0	0	0	0	0	0	5	6	0.00	0.000										
Bob Wickman, R (10.1) ERA: 4.18	1.0	S	5	2	1	1	0	0	0	0	0	0	0	11	17	9.00	2.000										

Cleveland Indians @ Kansas City Royals
Kauffman Stadium, Kansas City, MO

AB	35
R	3
H	7
RBI	3
BB	0
SO	2
LOB	9



WP: 0	PA: 37
PB: 0	
SB: 2	
CS: 0	

Sat Jul 20 2002, 7:05 PM CDT
Att. 36,277 - Sunny - 91 F

livebaseballscorecards.com

Batter	1	2	3	4	5	6	7	8	9	AB	R	H	RBI	BB	SO	LOB	TOP				
Alfonso Soriano, R OBP: 0.341, SLG: 0.584 (1, 4)	1-1 L7		1-3 K			3-1 2E 2S 1B		0-0 F8		4	0	1	0	0	1	0					
2 Derek Jeter, R OBP: 0.390, SLG: 0.439 (1, 6)	2-2 G1-3			2-1 G6-3		1-1 E6		1-0 25 WP 2B	1B	4	1	1	0	0	0	1					
25 Jason Giambi, L OBP: 0.430, SLG: 0.597 (1, 10)	3-3 K			2-2 G6-3		3-1 P6		4-1 2B	BB	3	1	0	0	1	1	2					
Bernie Williams, S OBP: 0.410, SLG: 0.479 (1, 8)		2-0 F7		3-3 K		0-0 L9		0-0 G4-3 1-H 2-H	1B	4	1	1	2	0	1	2					
Robin Ventura, L OBP: 0.375, SLG: 0.486 (1, 5)	1-1 2B				0-1 G4-3		0-1 G6-3		3-1 G4-3	4	0	1	0	0	0	1					
20 Jorge Posada, S OBP: 0.360, SLG: 0.498 Chris Widger, R OBP: 0.474, SLG: 0.471 (5, 2)	2-3 K2-3				3-1 FC6 1B		1-2 P6		0-2 1B	2	0	1	0	0	1	1					
Raul Mondesi, R OBP: 0.304, SLG: 0.422 (1, 9)	0-0 G3				2-2 F9		0-0 G5-3		3-H 0-0 P6	4	0	0	0	0	0	3					
Nick Johnson, L OBP: 0.325, SLG: 0.409 (1, 3)			2-2 G1-3		0-1 FC6			3-2 G5-3	1B	4	0	0	0	0	0	2					
Rondell White, R OBP: 0.316, SLG: 0.393 (1, 7)			0-1 F9			0-0 G5-3		0-2 G6-3		3	0	0	0	0	0	0					
Inning Stats	R: 0 E: 0 K: 1 S: 8	H: 0 LOB: 0 BB: 0 P: 14	R: 0 E: 0 K: 1 S: 8	H: 1 LOB: 1 BB: 0 P: 13	R: 0 E: 0 K: 1 S: 8	H: 0 LOB: 0 BB: 0 P: 11	R: 0 E: 0 K: 1 S: 9	H: 0 LOB: 0 BB: 0 P: 16	R: 0 E: 0 K: 0 S: 9	H: 1 LOB: 1 BB: 0 P: 14	R: 0 E: 0 K: 0 S: 6	H: 0 LOB: 0 BB: 0 P: 7	R: 0 E: 0 K: 0 S: 7	H: 0 LOB: 0 BB: 0 P: 10	R: 3 E: 0 K: 0 S: 11	H: 3 LOB: 1 BB: 1 P: 21	1B: 4 2B: 2 3B: 0 HR: 0	SF: 0 SAC: 0 DP: 0 HBP: 0	WP: 1 PB: 0 SB: 1 CS: 0	PA: 35	
PITCHER	IP WLS BF H R ER SO BB IBB HBP BLK WP HR S P ERA WHIP	8.0 W 31 5 3 3 4 1 0 0 0 0 0 66 108 3.38 0.750	1.0 L 4 1 0 0 0 0 0 0 0 0 0 8 13 0.00 1.000																		

New York Yankees @ Cleveland Indians
Jacobs Field, Cleveland, OH
Tue Jul 23 2002, 7:05 PM EDT
Att: 38,520 - Cloudy - 77 F

AB 34
R 3
H 6
RBI 3
BB 1
SO 4
LOB 12



Batter	1	2	3	4	5	6	7	8	9	AB	R	H	RBI	BB	SO	LOB	BOTTOM				
Chris Magruder, S OBP: 0.280, SLG: 0.409 (1, 9)	2-2 2B G6-3 1B			3-2 P4		2-2 G4-3		0-0 BB 1B		5	2	3	0	0	0	1					
Omar Vizquel, S OBP: 0.376, SLG: 0.485 (1, 6)	0-0 G6-3 1B	0-2 F9			2-1 1B	1-0 P4		4-1 1B	BB	4	3	2	0	1	0	2					
Ricky Gutierrez, R OBP: 0.310, SLG: 0.349 (1, 4)	0-2 G6-3		0-0 1B		1-2 E 1B	1-3 PB E 1B		1-0 1B	FC6-4 1B	5	2	4	3	0	0	1					
Ellis Burks, R OBP: 0.337, SLG: 0.509 (1, 10)	4-1 BB 1B		1-3 K		1-1 L5	1-2 F8		0-2 FC6-4 1B	G6-4-3	4	1	0	0	1	1	5					
Milton Bradley, S OBP: 0.323, SLG: 0.444 (1, 8)	4-2 1B BB		1-3 K		3-2 E1	2-2 F7		0-0 G6-4-3		4	0	1	1	1	1	3					
Earl Snyder, R OBP: 0.368, SLG: 0.313 (1, 3)	1-2 G4-6-3 1B		3-1 1B		0-1 P4	1-2 1B		1-2 1B		4	0	3	2	0	0	1					
Ben Broussard, L OBP: 0.310, SLG: 0.498 Bill Selby, L OBP: 0.315, SLG: 0.385 (8, 7)	1-2 G4-6-3		0-3 K		2-3 K		3-2 1B		1-3 2-H 1B	4	0	1	1	0	2	5					
John McDonald, R OBP: 0.314, SLG: 0.373 (1, 5)		1-2 G4-3		1-1 G6-3		2-2 G4-3 2B		0-0 F9		4	0	1	0	0	0	2					
Einar Diaz, R OBP: 0.265, SLG: 0.302 (1, 2)		2-2 F7		3-2 G3		1-2 P4		0-0 E5 1B		4	1	0	0	0	0	1					
Inning Stats	R: 3 E: 0 K: 0 S: 17	H: 3 LOB: 1 BB: 2 P: 29	R: 0 E: 0 K: 0 S: 15	H: 1 LOB: 1 BB: 0 P: 21	R: 0 E: 0 K: 3 S: 13	H: 2 LOB: 2 BB: 0 P: 18	R: 0 E: 0 K: 0 S: 10	H: 0 LOB: 0 BB: 0 P: 17	R: 2 E: 1 K: 1 S: 16	H: 3 LOB: 1 BB: 0 P: 25	R: 0 E: 0 K: 0 S: 12	H: 1 LOB: 1 BB: 0 P: 18	R: 1 E: 0 K: 0 S: 23	H: 3 LOB: 2 BB: 0 P: 34	R: 3 E: 2 K: 0 S: 8	H: 2 LOB: 0 BB: 1 P: 13	1B: 12 2B: 3 3B: 0 HR: 0	SF: 0 SAC: 0 DP: 2 HBP: 0	WP: 0 PB: 1 SB: 0 CS: 0	PA: 41	
PITCHER	IP WLS BF H R ER SO BB IBB HBP BLK WP HR S P ERA WHIP	5.0 L 25 9 5 4 4 2 0 0 0 0 0 71 110 7.20 2.200	2.0 L 14 6 4 2 0 1 0 0 0 0 0 39 61 9.00 3.500	1.0 L 2 0 0 0 0 0 0 0 0 0 0 4 4 0.00 0.000																	

New York Yankees @ Cleveland Indians
Jacobs Field, Cleveland, OH
Tue Jul 23 2002, 7:05 PM EDT
Att: 38,520 - Cloudy - 77 F

AB 38
R 9
H 15
RBI 7
BB 3
SO 4
LOB 21



Batter	1	2	3	4	5	6	7	8	9	AB R H RBI BB SO LOB	TOP				
Hiram Bocachica, R (1, 10) OBP: 0.280, SLG: 0.486										5 2 2 1 0 1 3	Detroit Tigers @ Cleveland Indians Jacobs Field, Cleveland, OH Sat Jul 27 2002, 7:05 PM EDT Att: 38,622 - Cloudy - 81 F				
Damion Easley, R (1, 4) OBP: 0.314, SLG: 0.364										4 1 3 3 0 1 1					
Bobby Higginson, L (1, 7) OBP: 0.362, SLG: 0.449										4 0 2 0 0 0 1					
Shane Halter, R (1, 6) OBP: 0.324, SLG: 0.402										4 0 0 0 0 4 4					
Robert Fick, L (1, 9) OBP: 0.349, SLG: 0.472										4 1 1 0 0 0 2					
Carlos Pena, L (1, 3)										4 0 1 0 0 2 0					
Wendell Magee, R (1, 8) OBP: 0.287, SLG: 0.385										4 0 0 0 0 1 1					
Craig Paquette, R (1, 5) OBP: 0.227, SLG: 0.306										4 0 1 0 0 2 0					
15 Brandon Inge, R (1, 2) OBP: 0.314, SLG: 0.446										4 1 2 0 0 1 0					
Inning Stats	R: 0 H: 2 E: 0 K: 2 S: 14	H: 0 R: 0 ER: 0 LOB: 0 BB: 0 P: 18	R: 3 H: 2 E: 1 K: 1 S: 19	H: 0 R: 0 ER: 0 LOB: 0 BB: 0 P: 30	R: 0 H: 0 E: 0 K: 3 S: 9	H: 0 R: 0 ER: 0 LOB: 0 BB: 0 P: 13	R: 1 H: 3 E: 0 K: 2 S: 16	H: 2 R: 0 ER: 0 LOB: 1 BB: 0 P: 14	R: 0 H: 1 E: 0 K: 1 S: 12	H: 0 R: 0 ER: 0 LOB: 0 BB: 0 P: 17		R: 0 H: 2 E: 0 K: 2 S: 10	H: 0 R: 0 ER: 0 LOB: 1 BB: 0 P: 12	1B: 9 2B: 2 3B: 0 HR: 2	SF: 0 SAC: 0 DP: 3 HBP: 0
PITCHER	IP WLS BF H R ER SO BB IBB HBP BLK WP HR S P ERA WHIP											IP WLS BF H R ER SO BB IBB HBP BLK WP HR S P ERA WHIP			
CC Sabathia, L (1, 1) ERA: 5.34	5.0 L 24 9 5 4 8 0 0 0 0 0 2 70 107 7.20 1.800														
Dave Elder, R (6, 1) ERA:	3.0 9 1 0 0 4 0 0 0 0 0 0 24 36 0.00 0.333														
Mark Wohlers, R (9, 1) ERA: 5.48	1.0 4 2 0 0 0 0 0 0 0 0 0 10 12 0.00 2.000														

Batter	1	2	3	4	5	6	7	8	9	AB R H RBI BB SO LOB	BOTTOM				
Matt Lawton, L (1, 9) OBP: 0.353, SLG: 0.414										4 1 2 0 0 1 1	Detroit Tigers @ Cleveland Indians Jacobs Field, Cleveland, OH Sat Jul 27 2002, 7:05 PM EDT Att: 38,622 - Cloudy - 81 F				
Omar Vizquel, S (1, 6) OBP: 0.374, SLG: 0.485										4 0 2 0 0 0 2					
Ellis Burks, R (1, 10) OBP: 0.337, SLG: 0.513										4 0 1 1 0 0 3					
Jim Thome, L (1, 3) OBP: 0.415, SLG: 0.615										4 0 0 0 0 3 2					
Milton Bradley, S (1, 8) OBP: 0.319, SLG: 0.436										3 0 0 0 1 1 1					
Bill Selby, L (1, 5) OBP: 0.295, SLG: 0.357										4 0 0 0 0 2 1					
Ricky Gutierrez, R (1, 4) OBP: 0.320, SLG: 0.346										3 0 1 0 0 1 0					
Ben Broussard, L (1, 7) OBP: 0.295, SLG: 0.379										3 0 0 0 0 0 1					
Eddie Pérez, R (1, 2) OBP: 0.309, SLG: 0.351										3 0 1 0 0 0 0					
Inning Stats	R: 0 H: 1 E: 0 K: 2 S: 11	H: 1 R: 0 ER: 0 LOB: 1 BB: 0 P: 16	R: 0 H: 2 E: 0 K: 0 S: 7	H: 1 R: 0 ER: 0 LOB: 1 BB: 0 P: 11	R: 0 H: 0 E: 0 K: 0 S: 10	H: 0 R: 0 ER: 0 LOB: 0 BB: 1 P: 16	R: 0 H: 2 E: 0 K: 1 S: 16	H: 0 R: 0 ER: 0 LOB: 0 BB: 0 P: 28	R: 0 H: 0 E: 0 K: 2 S: 10	H: 1 R: 0 ER: 0 LOB: 1 BB: 0 P: 15		R: 0 H: 1 E: 0 K: 0 S: 5	H: 0 R: 0 ER: 0 LOB: 0 BB: 0 P: 8	1B: 2 2B: 6 3B: 0 HR: 0	SF: 0 SAC: 0 DP: 2 HBP: 0
PITCHER	IP WLS BF H R ER SO BB IBB HBP BLK WP HR S P ERA WHIP											IP WLS BF H R ER SO BB IBB HBP BLK WP HR S P ERA WHIP			
Steve Sparks, R (1, 1) ERA: 5.54	8.0 W 30 7 1 1 7 1 0 0 0 0 0 80 121 1.12 1.000														
Oscar Henriquez, R (9, 1) ERA: 2.7	1.0 3 0 0 0 1 0 0 0 0 0 0 12 17 0.00 0.000														

Batter	1	2	3	4	5	6	7	8	9	AB	R	H	RBI	BB	SO	LOB	TOP				
George Lombard, L (1, 8) OBP: 0.339, SLG: 0.528	F7	2B		2B	K			K		4	1	1	0	1	2	2	Detroit Tigers @ Cleveland Indians Jacobs Field, Cleveland, OH Sun Jul 28 2002, 1:05 PM EDT Att: 35,076 - Cloudy - 90 F				
Damion Easley, R (1, 4) OBP: 0.316, SLG: 0.369	1B	1B		SF7	F2			F3		3	2	1	2	1	0	2					
Bobby Higginson, L (1, 7) OBP: 0.363, SLG: 0.452	P6	1B		F8				2B		5	0	2	1	0	0	2					
Randall Simon, L (1, 10) OBP: 0.321, SLG: 0.468	1B	F7		2B				P6		5	1	2	0	0	0	2					
Robert Fick, L (1, 9) OBP: 0.347, SLG: 0.468	1B			F5	G3			L7		5	0	1	1	0	0	2					
Carlos Pena, L (1, 3) OBP: 0.327, SLG: 0.459	E9			G6-3				HR		5	1	3	2	0	1	0					
Shane Halter, R (1, 5) OBP: 0.322, SLG: 0.402	G4-3			2B	F8			G6-3		5	0	1	0	0	1	3					
15 Brandon Inge, R (1, 2) OBP: 0.308, SLG: 0.437		G6-3		P4	E5			K		4	0	0	0	0	1	2					
Damian Jackson, R (1, 6) OBP: 0.333, SLG: 0.381	K			E5	1B			G6-3		3	1	0	0	0	1	1					
Inning Stats	R: 2 E: 1 K: 0 S: 15	H: 3 LOB: 2 BB: 1 P: 25	R: 2 E: 0 K: 1 S: 16	H: 2 LOB: 1 BB: 1 P: 27	R: 0 E: 0 K: 0 S: 7	H: 1 LOB: 1 BB: 0 P: 11	R: 1 E: 1 K: 0 S: 11	H: 2 LOB: 2 BB: 0 P: 15	R: 1 E: 1 K: 1 S: 18	H: 1 LOB: 2 BB: 0 P: 29	R: 0 E: 0 K: 1 S: 15	H: 1 LOB: 1 BB: 0 P: 26	R: 0 E: 0 K: 1 S: 13	H: 1 LOB: 1 BB: 0 P: 18	R: 0 E: 0 K: 2 S: 9	H: 0 LOB: 0 BB: 0 P: 14	1B: 5 2B: 5 3B: 0 HR: 1	SF: 1 SAC: 0 DP: 0 HBP: 1	WP: 0 PB: 0 SB: 2 CS: 0	PA: 43	
PITCHER	IP	WLS	BF	H	R	ER	SO	BB	IBB	HBP	BLK	WP	HR	S	P	ERA	WHIP				
Danys Baez, R (1, 1) ERA: 4.39	4.1		27	9	6	5	1	2	0	1	0	0	1	61	96	10.38	2.538				
37 Jake Westbrook, R (5, 1) ERA: 6.5	2.2		9	1	0	0	2	0	0	0	0	0	0	27	48	0.00	0.375				
Chad Paronto, R (8, 1) ERA: 4.04	1.0		4	1	0	0	1	0	0	0	0	0	0	13	18	0.00	1.000				
Sean DePaula, R (9, 1) ERA: 9.0	1.0	W	3	0	0	0	2	0	0	0	0	0	0	9	14	0.00	0.000				

Batter	1	2	3	4	5	6	7	8	9	AB	R	H	RBI	BB	SO	LOB	BOTTOM					
Matt Lawton, L (1, 9) OBP: 0.353, SLG: 0.414	FC5	G4-3	F7		F9			K		5	1	2	1	0	1	1	Detroit Tigers @ Cleveland Indians Jacobs Field, Cleveland, OH Sun Jul 28 2002, 1:05 PM EDT Att: 35,076 - Cloudy - 90 F					
Omar Vizquel, S (1, 6) OBP: 0.375, SLG: 0.493	G4-3		F8					HR		4	2	2	1	0	0	1						
Ellis Burks, R (1, 10) OBP: 0.340, SLG: 0.524	K2-3			G6-3				HR		4	3	2	2	0	1	1						
Jim Thome, L (1, 3) OBP: 0.420, SLG: 0.630				2B				K		4	1	3	5	1	1	0						
Milton Bradley, S (1, 8) OBP: 0.318, SLG: 0.430	FC5			G1-3				FC4-6		3	0	0	0	1	0	4						
Ricky Gutierrez, R (1, 4) OBP: 0.316, SLG: 0.341			G1-3		P4			K		4	0	0	0	0	1	3						
Chris Magruder, S (1, 7) OBP: 0.277, SLG: 0.399		G4-3			G6-3			F8		4	0	0	0	0	0	2						
John McDonald, R (1, 5) OBP: 0.312, SLG: 0.362								K		2	0	0	0	0	1	0						
Bill Selby, L (9, PH) OBP: 0.304, SLG: 0.366								1B		1	1	1	0	0	0	0						
Einar Diaz, R (1, 2) OBP: 0.266, SLG: 0.306								1B		3	0	0	0	0	0	1						
Lee Stevens, L (9, PH) OBP: 0.308, SLG: 0.357								1B		1	0	1	0	0	0	0						
Charles Nagy, L (9, PR)								HR		0	1	0	0	0	0	0						
Inning Stats	R: 0 E: 0 K: 1 S: 10	H: 1 LOB: 2 BB: 1 P: 20	R: 0 E: 0 K: 0 S: 5	H: 0 LOB: 0 BB: 0 P: 11	R: 0 E: 0 K: 0 S: 8	H: 0 LOB: 0 BB: 0 P: 11	R: 0 E: 0 K: 0 S: 6	H: 1 LOB: 1 BB: 0 P: 9	R: 0 E: 0 K: 1 S: 10	H: 0 LOB: 1 BB: 0 P: 16	R: 2 E: 0 K: 1 S: 13	H: 2 LOB: 1 BB: 1 P: 24	R: 0 E: 0 K: 2 S: 8	H: 0 LOB: 0 BB: 0 P: 11	R: 2 E: 0 K: 1 S: 16	H: 3 LOB: 1 BB: 0 P: 25	R: 5 E: 0 K: 0 S: 13	H: 4 LOB: 1 BB: 0 P: 19	1B: 6 2B: 2 3B: 0 HR: 3	SF: 0 SAC: 1 DP: 0 HBP: 2	WP: 0 PB: 0 SB: 0 CS: 0	PA: 40
PITCHER	IP	WLS	BF	H	R	ER	SO	BB	IBB	HBP	BLK	WP	HR	S	P	ERA	WHIP					
Mark Redman, L (1, 1) ERA: 3.29	7.0		28	4	2	2	4	2	0	1	0	0	1	60	102	2.57	0.857					
Erik Sabel, R (8, 1) ERA:	0.0		2	2	2	2	0	0	0	0	0	0	1	3	5	∞	∞					
Julio Santana, R (8, 1) ERA: 2.4	1.0	H	4	1	0	0	1	0	0	0	0	0	0	13	20	0.00	1.000					
Juan Acevedo, R (9, 1) ERA: 3.38	0.1	L	6	4	5	5	0	0	0	1	0	0	1	13	19	135.00	12.000					

Batter	1	2	3	4	5	6	7	8	9	AB	R	H	RBI	BB	SO	LOB	TOP								
Matt Lawton, L OBP: 0.354, SLG: 0.414	L8		1B	1-2	1-2	K		G1-3		5	0	2	1	0	1	1									
Omar Vizquel, S OBP: 0.375, SLG: 0.492	F3		F7	G3-1				1B		5	1	2	0	0	0	3									
Bill Selby, L OBP: 0.298, SLG: 0.355	G4-3		G4-3		F8			1B		5	1	1	0	0	0	2									
Jim Thome, L OBP: 0.422, SLG: 0.627				P4				1B		3	1	1	0	2	1	1									
Milton Bradley, S OBP: 0.316, SLG: 0.425	P4			K	K			G5-3		5	1	1	2	0	2	2									
Lee Stevens, L OBP: 0.313, SLG: 0.381					G4-3			F5		5	2	3	3	0	0	1									
Ricky Gutierrez, R OBP: 0.318, SLG: 0.343										4	1	2	1	0	1	2									
Chris Magruder, R OBP: 0.281, SLG: 0.408	K							2B		1	0	1	0	0	0	0									
Ben Broussard, L OBP: 0.303, SLG: 0.385										4	1	2	0	0	1	2									
John McDonald, R OBP: 0.317, SLG: 0.362	K							FC5		0	0	0	0	1	0	0									
Einar Diaz, R OBP: 0.265, SLG: 0.304			L5					FC5		5	0	1	1	0	0	4									
Inning Stats	R: 0 E: 0 K: 0 S: 7	H: 0 LOB: 0 BB: 0 P: 7	R: 0 E: 0 K: 2 S: 11	H: 2 LOB: 2 BB: 0 P: 17	R: 0 E: 0 K: 0 S: 8	H: 1 LOB: 1 BB: 0 P: 11	R: 3 E: 0 K: 1 S: 22	H: 5 LOB: 2 BB: 0 P: 32	R: 0 E: 0 K: 1 S: 10	H: 0 LOB: 1 BB: 1 P: 15	R: 0 E: 0 K: 1 S: 12	H: 2 LOB: 1 BB: 0 P: 19	R: 5 E: 0 K: 0 S: 22	H: 4 LOB: 0 BB: 1 P: 37	R: 0 E: 0 K: 1 S: 11	H: 1 LOB: 1 BB: 0 P: 16	R: 0 E: 0 K: 0 S: 11	H: 1 LOB: 2 BB: 1 P: 19	1B: 12 2B: 3 3B: 0 HR: 1	SF: 0 SAC: 0 DP: 1 HBP: 0	WP: 1 PB: 0 SB: 0 CS: 0	PA: 45			
PITCHER	IP	WLS	BF	H	R	ER	SO	BB	IBB	HBP	BLK	WP	HR	S	P	ERA	WHIP								
Tim Hudson, R ERA: 3.63	6.0		30	12	5	5	5	1	0	0	0	0	0	75	110	7.50	2.167								
Mike Magnante, L ERA: 5.97	0.0	L	3	2	3	3	0	1	0	0	0	1	1	6	13	∞	∞								
Chad Bradford, R ERA: 1.99	1.2		6	1	0	0	0	0	0	0	0	0	0	19	27	0.00	0.600								
Micah Bowie, L ERA:	1.1		6	1	0	0	1	1	0	0	0	0	0	14	23	0.00	1.500								

Cleveland Indians @ Oakland Athletics
Network Associates Coliseum, Oakland, CA
Mon Jul 29 2002, 10:05 PM EDT
Att: 18,297 - Cloudy - 65 F

AB 42
R 8
H 16
RBI 8
BB 3
SO 6
LOB 18



Batter	1	2	3	4	5	6	7	8	9	AB	R	H	RBI	BB	SO	LOB	BOTTOM								
Mark Ellis, R OBP: 0.361, SLG: 0.395	G4-6-3							F8		2	1	1	0	3	0	0									
Ray Durham, S OBP: 0.383, SLG: 0.438	G4-6-3	FC6-4	F7							4	0	1	1	1	1	6									
Miguel Tejada, R OBP: 0.345, SLG: 0.511	G4-6-3				G6-3			F5		4	1	1	1	1	0	5									
David Justice, L OBP: 0.402, SLG: 0.406	G4-6-3	P6		P6				K		4	1	1	0	1	1	4									
Eric Chavez, L OBP: 0.342, SLG: 0.511	1B	L7			G4-6-3			F7		5	0	2	2	0	0	3									
Jermaine Dye, R OBP: 0.322, SLG: 0.414	1B		F3	K				K		5	0	1	1	0	2	1									
Olmedo Saenz, R OBP: 0.371, SLG: 0.504	F7		F8	G5-3				F4		5	0	0	0	0	0	3									
Terrence Long, L OBP: 0.319, SLG: 0.387					E8			F7		2	2	1	0	2	0	0									
Ramon Hernandez, R OBP: 0.306, SLG: 0.329					K			G5-3		3	1	1	1	1	1	1									
Inning Stats	R: 2 E: 0 K: 0 S: 16	H: 3 LOB: 2 BB: 2 P: 31	R: 2 E: 0 K: 0 S: 21	H: 1 LOB: 3 BB: 3 P: 38	R: 1 E: 0 K: 0 S: 14	H: 1 LOB: 2 BB: 2 P: 28	R: 1 E: 0 K: 1 S: 13	H: 1 LOB: 1 BB: 1 P: 26	R: 0 E: 0 K: 2 S: 14	H: 1 LOB: 2 BB: 1 P: 25	R: 0 E: 0 K: 0 S: 6	H: 1 LOB: 0 BB: 0 P: 12	R: 0 E: 0 K: 0 S: 5	H: 0 LOB: 0 BB: 0 P: 8	R: 0 E: 0 K: 1 S: 11	H: 1 LOB: 1 BB: 0 P: 13	R: 0 E: 0 K: 1 S: 8	H: 0 LOB: 0 BB: 0 P: 9	1B: 7 2B: 2 3B: 0 HR: 0	SF: 0 SAC: 0 DP: 2 HBP: 0	WP: 1 PB: 0 SB: 1 CS: 0	PA: 43			
PITCHER	IP	WLS	BF	H	R	ER	SO	BB	IBB	HBP	BLK	WP	HR	S	P	ERA	WHIP								
Jaret Wright, R ERA: 7.5	2.2		19	5	5	5	0	7	0	0	0	0	0	47	90	16.88	4.500								
Jason Beverlin, R ERA: 3.86	2.1		11	2	1	1	3	2	0	0	0	0	0	31	58	3.86	1.714								
Terry Mulholland, L ERA: 6.88	2.0	W	6	1	0	0	0	0	0	0	0	0	0	11	20	0.00	0.500								
Sean DePaula, R ERA: 7.94	0.2	H	3	1	0	0	0	0	0	0	0	0	0	8	10	0.00	1.500								
Ricardo Rincon, L ERA: 4.78	0.2	H	2	0	0	0	1	0	0	0	0	0	0	6	7	0.00	0.000								
PITCHER	IP	WLS	BF	H	R	ER	SO	BB	IBB	HBP	BLK	WP	HR	S	P	ERA	WHIP								
Mark Wohlers, R ERA: 5.4	0.2		2	0	0	0	1	0	0	0	0	0	0	5	5	0.00	0.000								

Cleveland Indians @ Oakland Athletics
Network Associates Coliseum, Oakland, CA
Mon Jul 29 2002, 10:05 PM EDT
Att: 18,297 - Cloudy - 65 F

AB 34
R 6
H 9
RBI 6
BB 9
SO 5
LOB 23



Batter	1	2	3	4	5	6	7	8	9	AB	R	H	RBI	BB	SO	LOB	TOP			
Matt Lawton, L OBP: 0.357, SLG: 0.413 (1, 9)	2-2 SH1-3 SF8 HBP		1-1 G1-3			2-2 2B SF7 1B	0-0 G6-3		3-2 HBP	3	2	1	0	0	0	0	Cleveland Indians @ Oakland Athletics Network Associates Coliseum, Oakland, CA Tue Jul 30, 2002, 10:05 PM EDT Att: 14,737 - Sunny - 61 F			
Omar Vizquel, S OBP: 0.374, SLG: 0.492 (1, 6)	1-1 SH1-3			2-1 G6-3		1-0 1B 2B	2-3 K		2-1 G3	4	1	1	0	0	1	2				
Bill Selby, L OBP: 0.284, SLG: 0.342 (1, 5)	1-0 SF8			1-2 G4-3		0-2 E 1B	1-0 G1			3	1	0	1	0	0	2				
Jim Thome, L OBP: 0.421, SLG: 0.625 (1, 10)	0-1 G6-3			0-1 1B		3-1 SF7			1-1 G5-3	3	0	1	1	0	0	0				
Milton Bradley, S OBP: 0.315, SLG: 0.422 (1, 8)		0-1 G5-3		3-2 G6-3		3-H 1-1 1B			3-2 G4-3	4	1	1	1	0	0	1				
Lee Stevens, L OBP: 0.372, SLG: 0.379 (1, 3)	1-1 F9				2-2 FC5-4 1B	1-2 E3 1B			2-3 K	4	0	1	0	0	1	2				
Ricky Gutierrez, R OBP: 0.317, SLG: 0.342 (1, 4)	0-1 G5-3				0-2 FC5-4 G3-1 1B	1-1 FC4-6 1B			0-0 G5-3	4	0	1	2	0	0	1				
Ben Broussard, L OBP: 0.294, SLG: 0.372 (1, 7)			3-1 G6-3		0-0 G3-1	1-1 FC4-6 1B			2-3 K	3	0	0	0	0	0	3				
Chris Magruder, S OBP: 0.279, SLG: 0.405 (7, 7)					1-2 G3-1	1-2 2-3 1B				1	0	0	0	0	1	0				
Einar Diaz, R OBP: 0.265, SLG: 0.303 (1, 2)	1-0 G5-3				1-2 G6-3	0-2 G6-3			3-2 HBP 1B	4	0	1	0	0	0	3				
Inning Stats	R: 1 E: 0 K: 0 S: 8	H: 0 LOB: 0 BB: 0 P: 12	R: 0 E: 0 K: 0 S: 6	H: 0 LOB: 0 BB: 0 P: 7	R: 0 E: 0 K: 0 S: 5	H: 0 LOB: 0 BB: 0 P: 10	R: 0 E: 0 K: 0 S: 10	H: 1 LOB: 1 BB: 0 P: 16	R: 0 E: 0 K: 0 S: 12	H: 1 LOB: 1 BB: 0 P: 15	R: 4 E: 2 K: 0 S: 21	H: 4 LOB: 2 BB: 0 P: 31	R: 0 E: 0 K: 1 S: 5	H: 0 LOB: 0 BB: 0 P: 8	R: 0 E: 0 K: 1 S: 13	H: 1 LOB: 2 BB: 0 P: 23	1B: 6 2B: 1 3B: 0 HR: 0	SF: 2 SAC: 1 DP: 0 HBP: 2	WP: 0 PB: 0 SB: 1 CS: 0	PA: 38
PITCHER	IP WLS BF H R ER SO BB IBB HBP BLK WP HR S P ERA WHIP																			
Cory Lidle, R ERA: 5.15 (1, 1)	5.1 L 24 5 5 3 0 0 0 0 1 0 0 0 55 82 5.06 0.938																			
Jeff Tam, R ERA: 5.47 (6, 1)	2.2 9 1 0 0 2 0 0 0 0 0 0 20 31 0.00 0.375																			
Jim Mecir, R ERA: 4.91 (9, 1)	1.0 5 1 0 0 1 0 0 0 1 0 0 0 13 23 0.00 1.000																			

Batter	1	2	3	4	5	6	7	8	9	AB	R	H	RBI	BB	SO	LOB	BOTTOM					
Mark Ellis, R OBP: 0.371, SLG: 0.424 (1, 5)	3-3 K		3-2 1B 1H 2B			4-1 1B 1B		1-1 HR	2-2 F8	5	2	3	2	1	1	2	Cleveland Indians @ Oakland Athletics Network Associates Coliseum, Oakland, CA Tue Jul 30, 2002, 10:05 PM EDT Att: 14,737 - Sunny - 61 F					
Ray Durham, S OBP: 0.383, SLG: 0.438 (1, 4)	1-0 G4-3		0-1 WP 1B		2-1 P6	0-3 K		3-1 FC5-4 1B		5	0	2	0	0	1	4						
Miguel Tejada, R OBP: 0.343, SLG: 0.508 (1, 6)	2-3 K		2-0 F8		1-0 1B 1-2 1B			1-1 FC5-4		5	0	1	0	0	1	3						
David Justice, L OBP: 0.406, SLG: 0.405 (1, 7)		4-2 BB		2-2 G1-3		3-2 FC6-4 1B		4-2 BB BB	0-0 F9	3	1	1	1	2	0	1						
Olmedo Saenz, R OBP: 0.368, SLG: 0.504 (1, 10)		3-2 F8		1-0 G3 2B		1-2 FC6-4		2-1 L8	0-0 L8	4	0	1	0	0	0	4						
Eric Chavez, L OBP: 0.341, SLG: 0.509 (8, PH)					1-2 1B					1	0	0	0	0	0	1						
John Mabry, L OBP: 0.335, SLG: 0.510 (1, 9)	0-0 F7				1-1 G3			3-3 K	4-2 1B BB	4	0	1	0	1	1	2						
Randy Velarde, R OBP: 0.328, SLG: 0.367 (9, PR)					2-3 G3			1-2 BB		0	0	0	0	0	0	0						
Scott Hatteberg, L OBP: 0.362, SLG: 0.428 (1, 3)	0-2 G4-3				4-1 BB			1-0 BB BB	1-2 FC4-6 1B	4	0	2	1	1	0	2						
Ramon Hernandez, R OBP: 0.305, SLG: 0.328 (1, 2)			0-0 2B 1B		2-1 G5-3			3-1 F9	0-1 FC4-6	4	0	1	0	0	0	5						
Greg Myers, L OBP: 0.315, SLG: 0.393 (9, PH)								1-2 1B		1	0	1	0	0	0	0						
Terrence Long, L OBP: 0.319, SLG: 0.385 (1, 8)	1-0 P6				1-1 L7			4-1 BB BB	1-2 HR 2B	2	0	0	0	1	0	1						
Eric Byrnes, R OBP: 0.324, SLG: 0.458 (8, PH)									1-0 F2	2	1	1	0	0	0	2						
Inning Stats	R: 0 E: 0 K: 2 S: 10	H: 0 LOB: 0 BB: 0 P: 16	R: 0 E: 0 K: 0 S: 11	H: 0 LOB: 1 BB: 1 P: 18	R: 0 E: 0 K: 0 S: 14	H: 3 LOB: 0 BB: 0 P: 20	R: 0 E: 0 K: 0 S: 9	H: 1 LOB: 2 BB: 1 P: 19	R: 1 E: 0 K: 0 S: 14	H: 3 LOB: 2 BB: 0 P: 25	R: 0 E: 0 K: 2 S: 13	H: 1 LOB: 3 BB: 2 P: 28	R: 1 E: 0 K: 0 S: 18	H: 1 LOB: 2 BB: 2 P: 31	R: 2 E: 0 K: 0 S: 11	H: 3 LOB: 1 BB: 0 P: 17	R: 0 E: 0 K: 0 S: 11	H: 2 LOB: 2 BB: 0 P: 22	1B: 10 2B: 3 3B: 0 HR: 1	SF: 0 SAC: 0 DP: 0 HBP: 0	WP: 1 PB: 0 SB: 0 CS: 0	PA: 46
PITCHER	IP WLS BF H R ER SO BB IBB HBP BLK WP HR S P ERA WHIP																					
Ryan Drese, R ERA: 6.77 (1, 1)	5.1 W 25 8 1 1 3 2 0 0 0 0 0 0 64 108 1.69 1.875																					
Dave Elder, R ERA: 1.29 (6, 1)	1.2 10 1 1 1 1 4 0 0 0 0 0 0 25 49 5.40 3.000																					
Terry Mulholland, L ERA: 7.27 (8, 1)	0.2 H 5 3 2 2 0 0 0 0 0 0 0 1 10 16 27.00 4.500																					
Mark Wohlers, R ERA: 5.24 (8, 1)	1.1 S 6 2 0 0 0 0 0 0 0 0 0 0 12 23 0.00 1.500																					



Batter	1	2	3	4	5	6	7	8	9	AB	R	H	RBI	BB	SO	LOB	TOP			
Chris Magruder, S OBP: 0.274, SLG: 0.397 (1, 7)	G6-3	F8			G6-3		F7			4	0	0	0	0	0	2				
Omar Vizquel, S OBP: 0.373, SLG: 0.490 (1, 6)	G5-3	1B			F9			K2-3		4	0	1	1	0	1	0				
Matt Lawton, L OBP: 0.353, SLG: 0.498 (1, 9)	G1-3	G4-3			G3			F9		4	0	0	0	0	0	2				
Lee Stevens, L OBP: 0.311, SLG: 0.377 (1, 3)		1B	K			G6-3		K		4	1	1	0	0	2	0				
Milton Bradley, S OBP: 0.318, SLG: 0.427 (1, 8)		1B	K			2B		F5		4	1	2	0	0	1	0				
Ricky Gutierrez, R OBP: 0.317, SLG: 0.344 (1, 10)		1B	G5-3			G5-3		K		4	1	1	2	0	1	1				
Bill Selby, L OBP: 0.272, SLG: 0.325 (1, 5)		G3-1		K		L6		G6-3		4	0	0	0	0	1	2				
John McDonald, R OBP: 0.318, SLG: 0.361 (1, 4)		1B	G5-3				K			3	1	1	1	0	1	1				
Eddie Pérez, R OBP: 0.310, SLG: 0.342 (1, 2)		1B	F9				G5-3			2	0	0	0	1	0	0				
Inning Stats	R: 0 E: 0 K: 0 S: 6	H: 0 LOB: 0 BB: 0 P: 8	R: 4 E: 0 K: 0 S: 16	H: 5 LOB: 2 BB: 1 P: 28	R: 0 E: 0 K: 2 S: 13	H: 0 LOB: 0 BB: 0 P: 18	R: 0 E: 0 K: 1 S: 7	H: 0 LOB: 0 BB: 0 P: 9	R: 0 E: 0 K: 0 S: 10	H: 1 LOB: 1 BB: 0 P: 16	R: 0 E: 0 K: 1 S: 5	H: 0 LOB: 0 BB: 0 P: 7	R: 0 E: 0 K: 2 S: 10	H: 0 LOB: 0 BB: 0 P: 16	R: 0 E: 0 K: 1 S: 8	H: 0 LOB: 0 BB: 0 P: 10	1B: 4 2B: 2 3B: 0 HR: 0	SF: 0 SAC: 0 DP: 0 HBP: 0	WP: 1 PB: 0 SB: 1 CS: 1	PA: 34
PITCHER	IP	WLS	BF	H	R	ER	SO	BB	IBB	HBP	BLK	WP	HR	S	P	ERA	WHIP			
Mark Mulder, L ERA: 3.67 (1, 1)	8.0	W	31	6	4	4	6	1	0	0	0	1	0	74	113	4.50	0.875			
Billy Koch, R ERA: 3.51 (9, 1)	1.0	S	3	0	0	0	1	0	0	0	0	0	0	8	10	0.00	0.000			

Cleveland Indians @ Oakland Athletics
Network Associates Coliseum, Oakland, CA
Wed Jul 31 2002, 3:35 PM EDT
Att: 47,574 - Sunny - 69 F

AB 33
R 4
H 6
RBI 4
BB 1
SO 7
LOB 8



Batter	1	2	3	4	5	6	7	8	9	AB	R	H	RBI	BB	SO	LOB	BOTTOM			
Mark Ellis, R OBP: 0.371, SLG: 0.420 (1, 5)	G6-3	BB		F8		FC6-4		1B		4	0	1	2	1	0	3				
Scott Hatteberg, L OBP: 0.390, SLG: 0.424 (1, 3)	L7	F7			G3	G4-3		1B		5	0	1	0	0	0	4				
Miguel Tejada, R OBP: 0.344, SLG: 0.507 (1, 6)	1B			L5	F8		G2-3	1B		5	0	2	1	0	0	0				
David Justice, L OBP: 0.405, SLG: 0.407 (1, 7)	K				G6-3		3BB	F5		4	0	1	0	1	1	4				
Ramon Hernandez, R OBP: 0.305, SLG: 0.326 (9, 2)							BB			0	0	0	0	0	0	0				
3 Eric Chavez, L OBP: 0.344, SLG: 0.520 (1, 10)		HR		F7		BB	2B	G1-3		4	2	2	1	1	0	4				
Jermaine Dye, R OBP: 0.331, SLG: 0.423 (1, 9)		HR		G4-3		BB	FC6-4	BB		3	2	1	1	1	0	3				
Terrence Long, L OBP: 0.319, SLG: 0.383 (1, 8)	G4-3			G6-3		F7		SH3-4		4	1	1	0	0	0	2				
Randy Velarde, R OBP: 0.336, SLG: 0.369 (1, 4)	1B	1B		G3-6-3		E6	BB	SH3-4		2	0	1	0	1	0	2				
Greg Myers, L OBP: 0.328, SLG: 0.395 (1, 2)		1B		G3-6-3		FC6-4	BB			2	0	1	1	2	0	1				
Eric Byrnes, R OBP: 0.324, SLG: 0.458 (8, PR)		WP		G3-6-3		FC6-4	BB	1B		0	1	0	0	0	0	0				
Inning Stats	R: 0 E: 0 K: 1 S: 13	H: 1 LOB: 1 BB: 0 P: 18	R: 2 E: 0 K: 0 S: 17	H: 4 LOB: 2 BB: 1 P: 31	R: 0 E: 0 K: 0 S: 7	H: 1 LOB: 1 BB: 0 P: 8	R: 0 E: 0 K: 0 S: 7	H: 0 LOB: 1 BB: 1 P: 14	R: 0 E: 0 K: 0 S: 10	H: 0 LOB: 0 BB: 0 P: 17	R: 2 E: 1 K: 0 S: 11	H: 1 LOB: 2 BB: 2 P: 23	R: 0 E: 0 K: 0 S: 8	H: 0 LOB: 1 BB: 2 P: 18	R: 2 E: 0 K: 0 S: 12	H: 4 LOB: 3 BB: 1 P: 23	1B: 7 2B: 2 3B: 0 HR: 2	SF: 0 SAC: 1 DP: 1 HBP: 0	WP: 1 PB: 0 SB: 0 CS: 0	PA: 41
PITCHER	IP	WLS	BF	H	R	ER	SO	BB	IBB	HBP	BLK	WP	HR	S	P	ERA	WHIP			
Charles Nagy, R ERA: 9.0 (1, 1)	5.0	L	24	4	2	2	0	3	1	0	0	0	0	23	50	7.71	3.000			
37 Jake Westbrook, R ERA: 6.75 (6, 1)	2.1	L	15	4	2	2	0	3	1	0	0	0	0	5	7	0.00	0.000			
53 Carl Sadler, L ERA: (8, 1)	0.2		0	0	0	0	0	0	0	0	0	0	0	0	0	0.00	0.000			

Cleveland Indians @ Oakland Athletics
Network Associates Coliseum, Oakland, CA
Wed Jul 31 2002, 3:35 PM EDT
Att: 47,574 - Sunny - 69 F

AB 33
R 6
H 11
RBI 6
BB 7
SO 1
LOB 23



Batter	1	2	3	4	5	6	7	8	9	AB	R	H	RBI	BB	SO	LOB	TOP										
Matt Lawton, L (1, 9) OBP: 0.359, SLG: 0.425	4-0 1B BB	3-2 HR				1-2 2B 1B	2-2 2B	1-2 G4-3		4	3	3	3	1	0	0											
Omar Vizquel, S (1, 6) OBP: 0.371, SLG: 0.486	1-2 1B	0-1 G1-3				3-2 F7	0-1 G5-3	1-0 F7		5	0	1	0	0	0	2											
Ellis Burks, R (1, 10) OBP: 0.342, SLG: 0.523 John McDonald, R (9, PH) OBP: 0.315, SLG: 0.358	2-2 1B	0-2 F9				4-0 2B 1B	3-3 K	1-2 G5-3		3	1	1	1	1	1	1											
Jim Thome, L (1, 3) OBP: 0.420, SLG: 0.624	3-3 K					1-1 1B 2B		2-3 K		5	0	2	1	0	3	2											
Milton Bradley, S (1, 8) OBP: 0.315, SLG: 0.420	2-3 K					4-0 1B IBB		0-1 F7		4	0	0	0	1	2	3											
Travis Fryman, R (1, 5) OBP: 0.311, SLG: 0.359	0-3 K					0-0 F9		3-1 1B		4	0	1	0	0	1	5											
Ricky Gutierrez, R (1, 4) OBP: 0.322, SLG: 0.347		0-0 HR 1B				2-0 F9	0-1 1B	4-1 1B BB		3	1	2	1	1	0	0											
Chris Magruder, S (1, 7) OBP: 0.273, SLG: 0.394	1-1 HR 1B					0-1 G3-1	2-1 F8	2-2 G1-2-3		4	1	1	0	0	0	6											
Einar Diaz, R (1, 2) OBP: 0.262, SLG: 0.299	0-2 P4					2-1 F2		2-3 K		4	0	0	0	0	1	2											
Inning Stats	R: 1 E: 0 K: 3 S: 17	H: 2 LOB: 2 BB: 1 P: 29	R: 3 E: 0 K: 0 S: 16	H: 3 LOB: 0 BB: 0 P: 20	R: 0 E: 0 K: 1 S: 6	H: 0 LOB: 0 BB: 0 P: 10	R: 0 E: 0 K: 0 S: 5	H: 0 LOB: 0 BB: 0 P: 9	R: 2 E: 0 K: 0 S: 15	H: 3 LOB: 3 BB: 2 P: 30	R: 0 E: 0 K: 2 S: 11	H: 1 LOB: 1 BB: 0 P: 18	R: 0 E: 0 K: 0 S: 11	H: 2 LOB: 2 BB: 1 P: 21	R: 0 E: 0 K: 0 S: 7	H: 0 LOB: 0 BB: 0 P: 10	R: 0 E: 0 K: 2 S: 11	H: 0 LOB: 0 BB: 0 P: 14	1B: 8 2B: 2 3B: 0 HR: 1	SF: 0 SAC: 0 DP: 1 HBP: 0	WP: 0 PB: 0 SB: 2 CS: 0	PA: 41					
PITCHER	IP	WLS	BF	H	R	ER	SO	BB	IBB	HBP	BLK	WP	HR	S	P	ERA	WHIP										
Joel Pineiro, R (1, 1) ERA: 3.22	5.0		26	8	6	6	4	2	1	0	0	0	1	59	38	10.80	2.000										
Jeff Nelson, R (6, 1) ERA: 5.7	1.1	W	8	3	0	0	2	1	0	0	0	0	0	6	19	0.00	3.000										
Shigetoshi Hasegawa, R (7, 1) ERA: 1.38	1.0	H	2	0	0	0	0	0	0	0	0	0	0	6	9	0.00	0.000										
Arthur Rhodes, L (8, 1) ERA: 2.79	0.2		2	0	0	0	0	0	0	0	0	0	0	4	6	0.00	0.000										
Doug Creek, L (9, 1) ERA: 5.53	1.0		3	0	0	0	2	0	0	0	0	0	0	11	14	0.00	0.000										

Cleveland Indians @ Seattle Mariners
Safeco Field, Seattle, WA
Thu Aug 01 2002, 7:05 PM PDT
Att: 45,590 - Cloudy - 72 F

AB 37
R 6
H 11
RBI 6
BB 4
SO 8
LOB 21

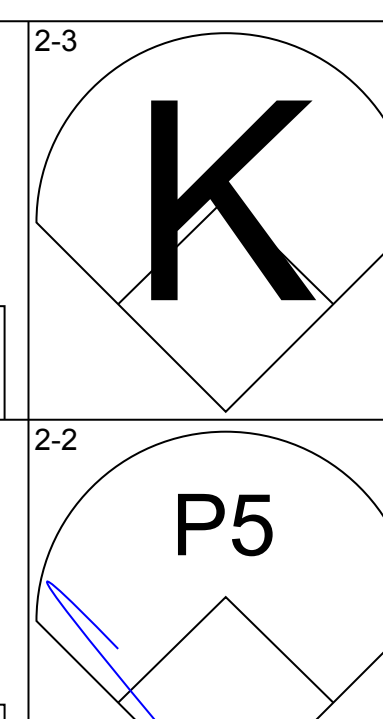
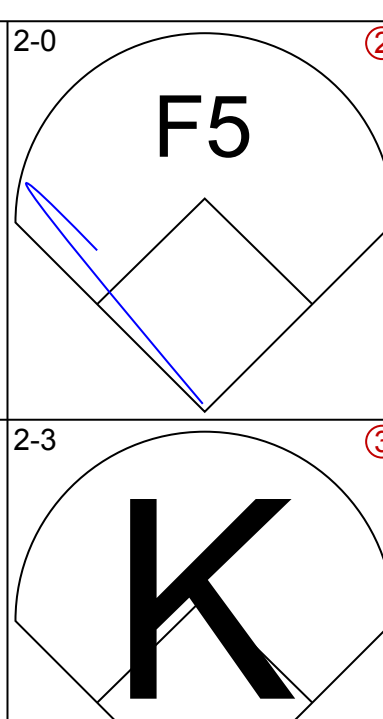
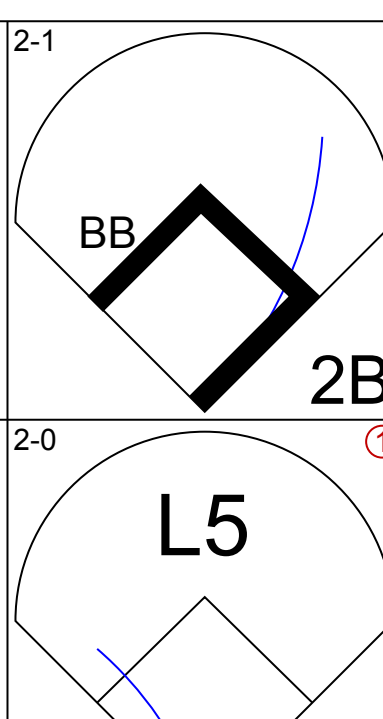
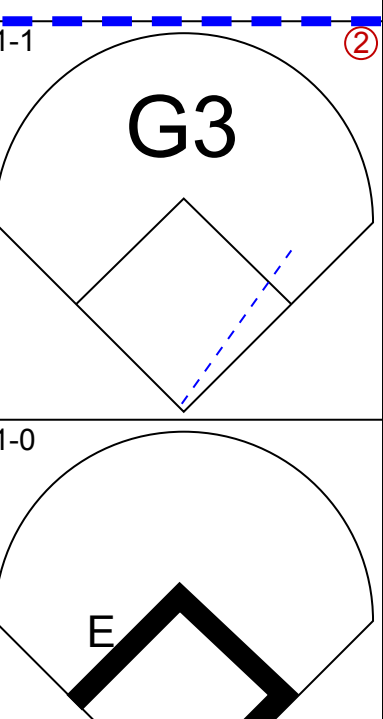
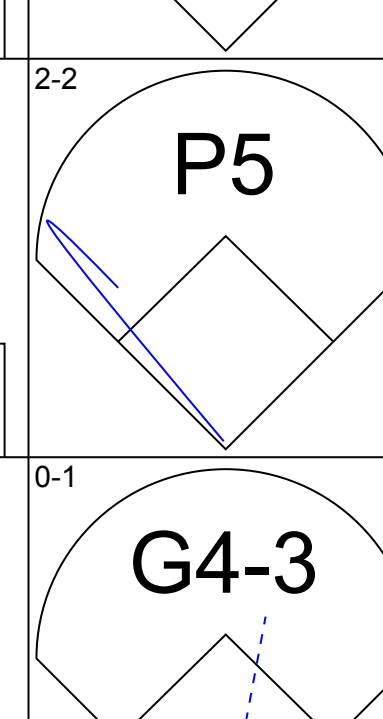

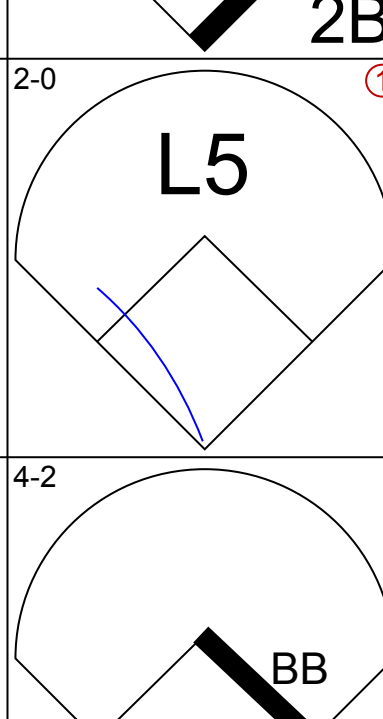
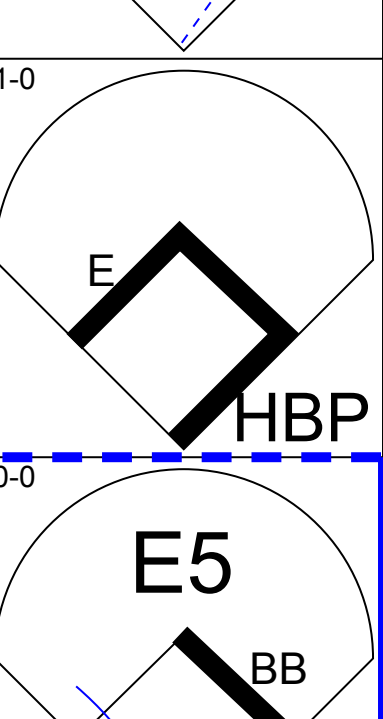
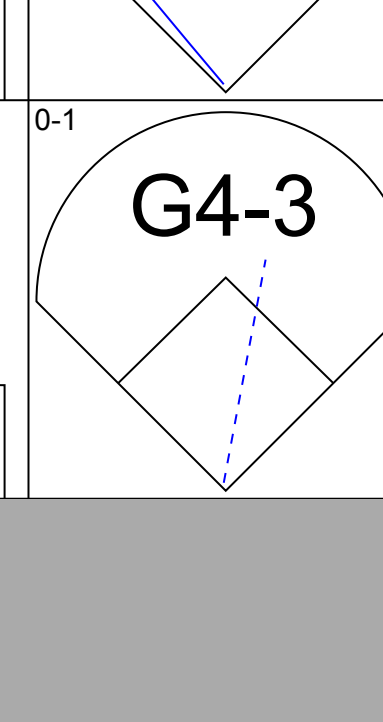
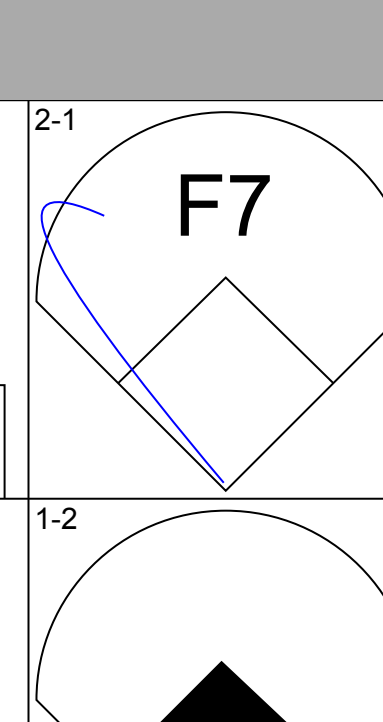
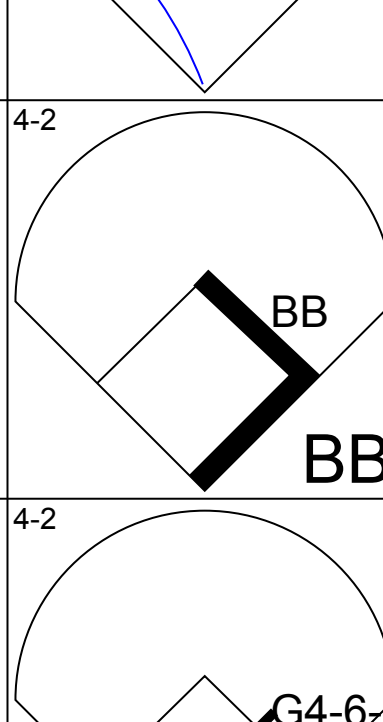
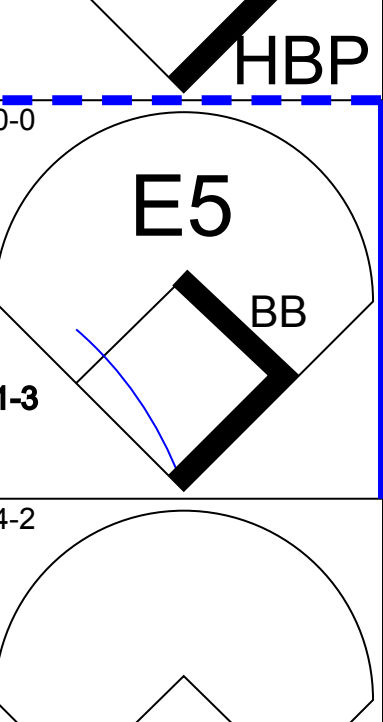
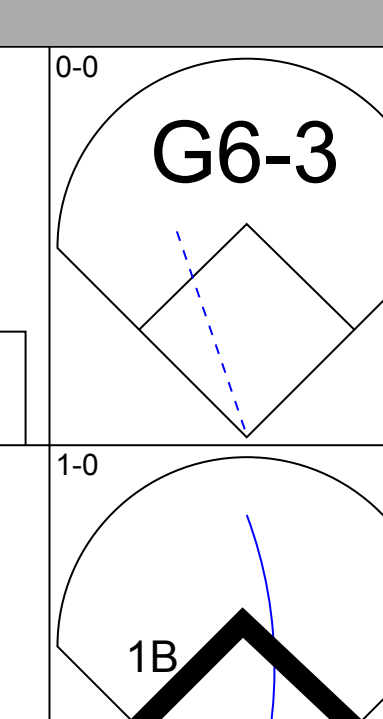
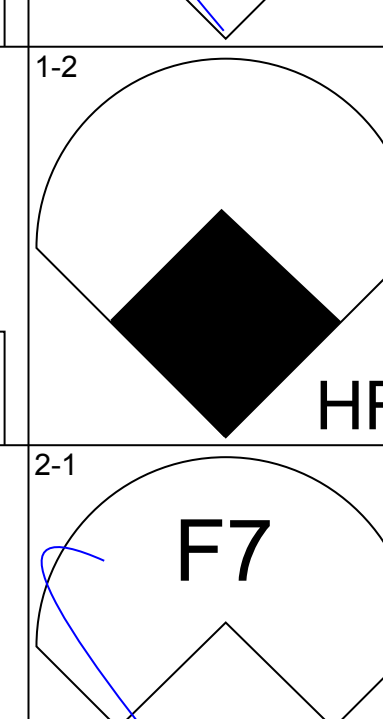
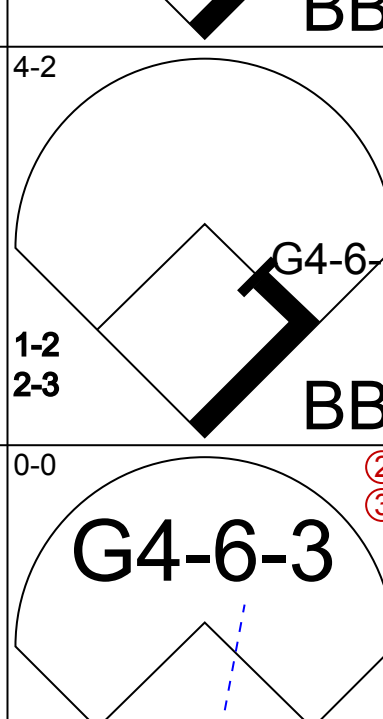
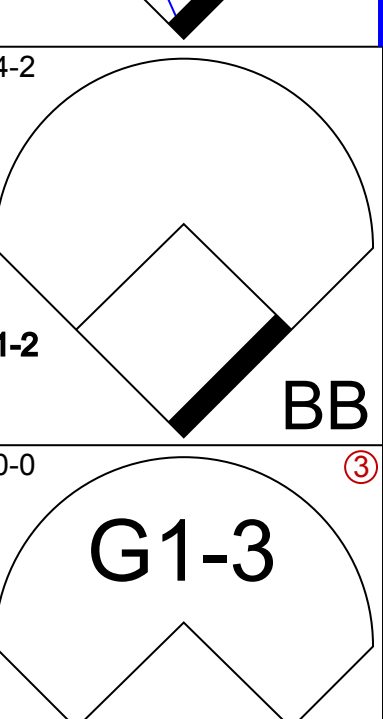
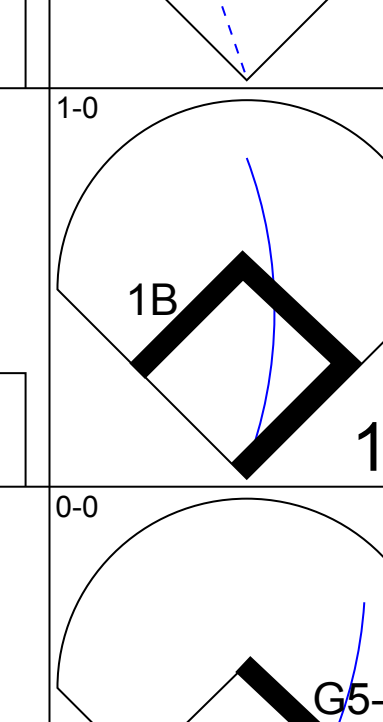
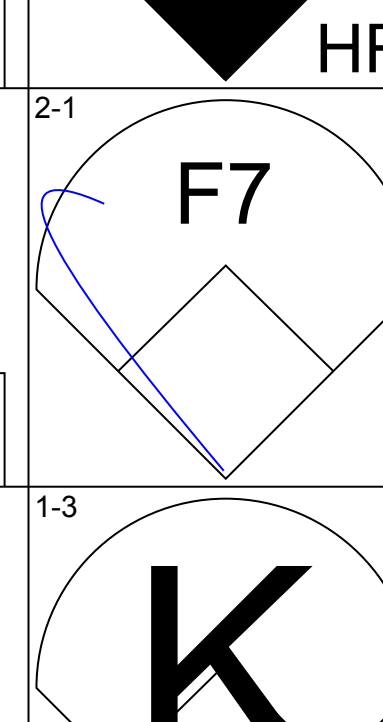
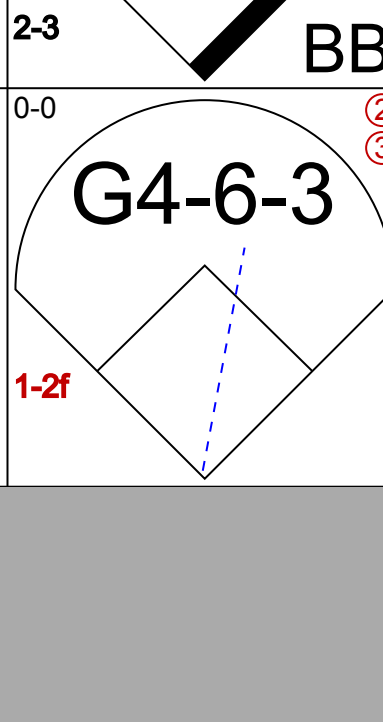
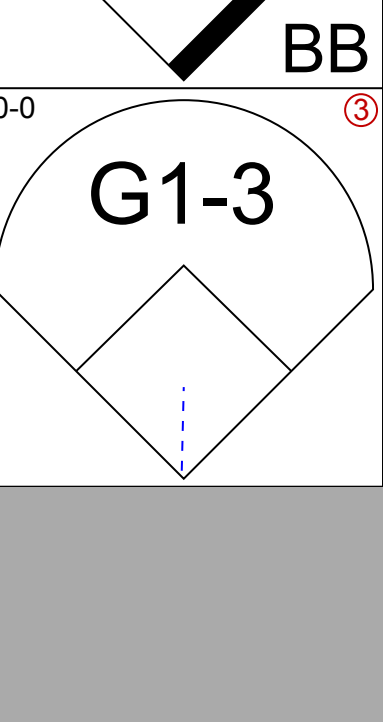
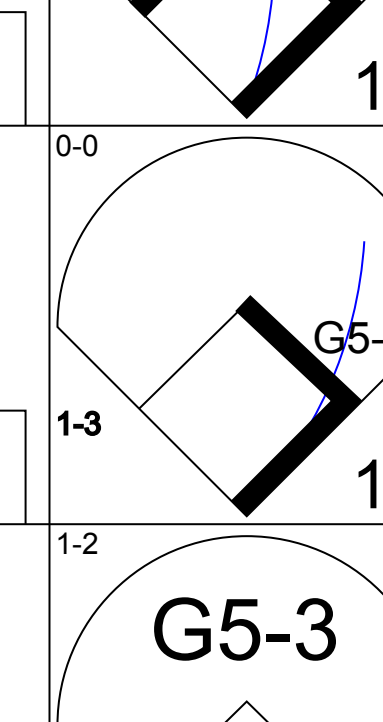
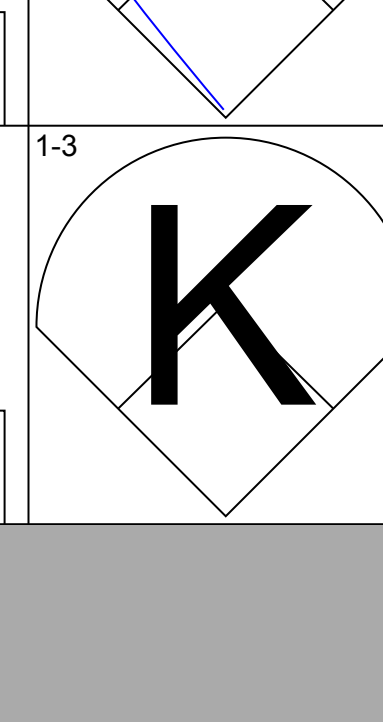
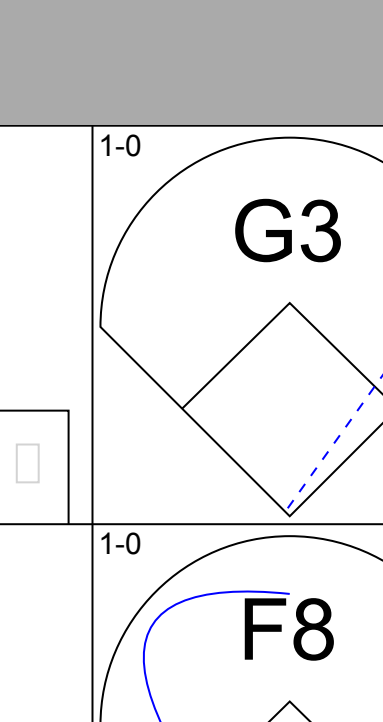
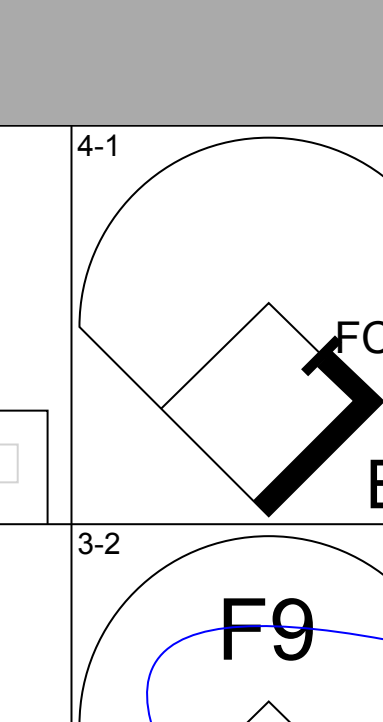
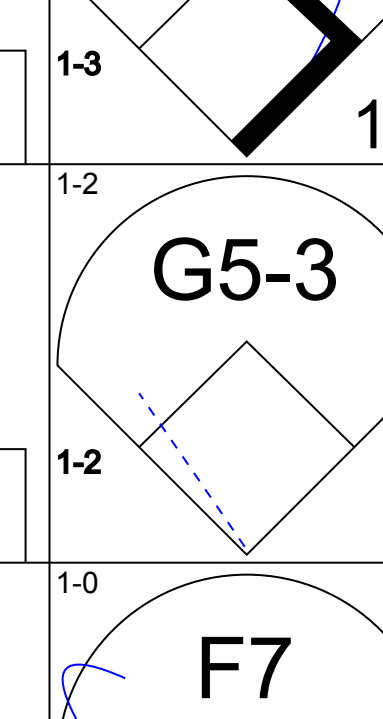
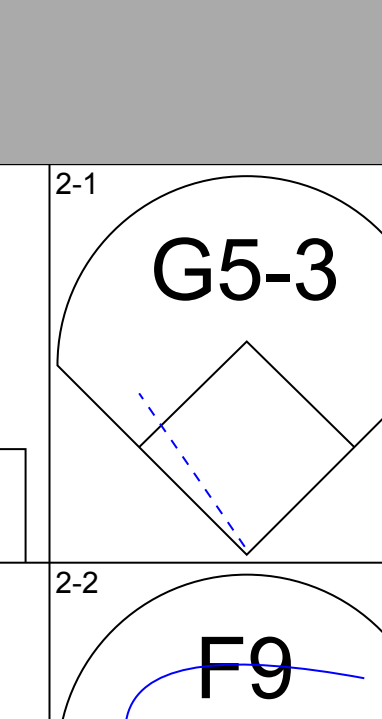
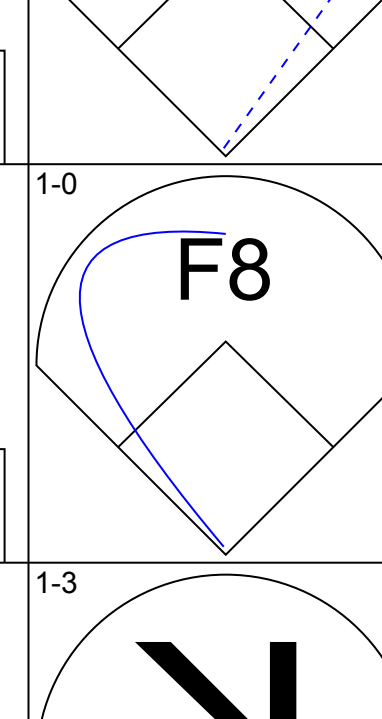
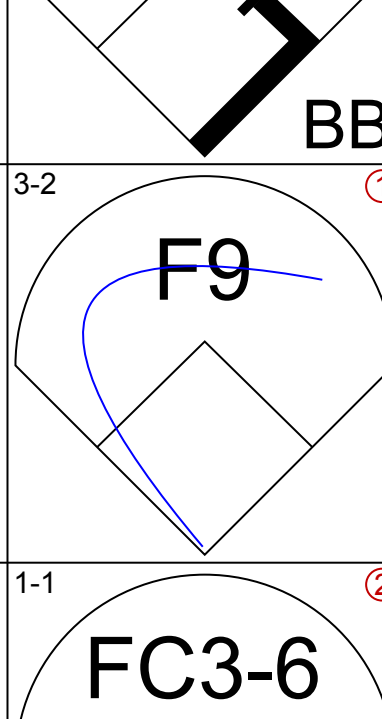
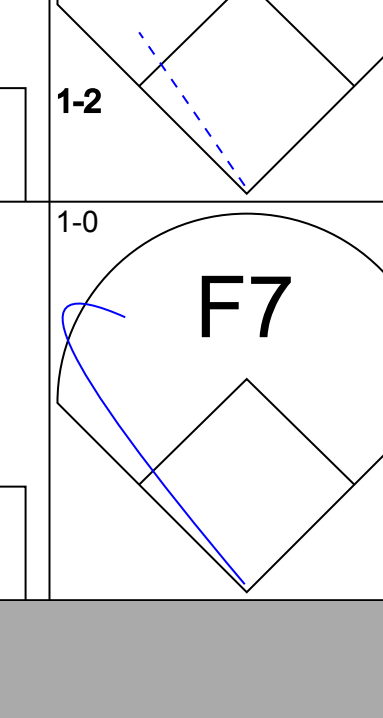
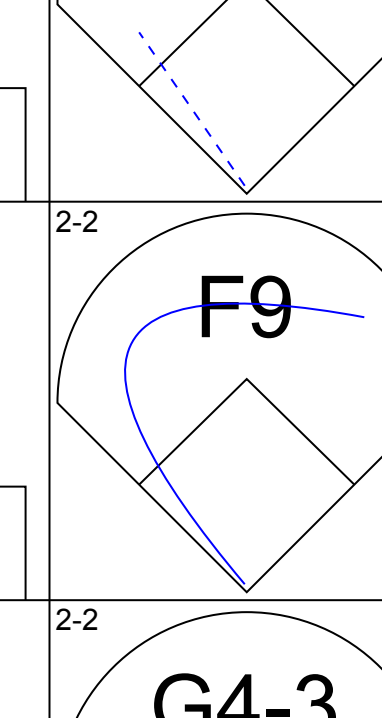
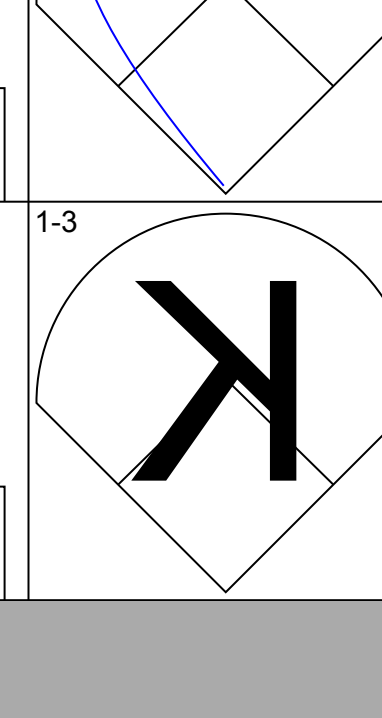
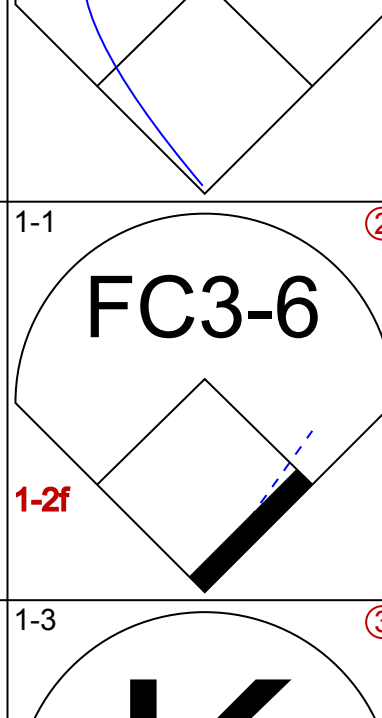
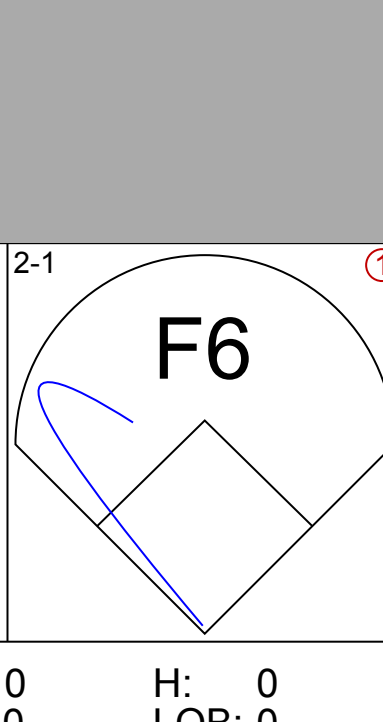
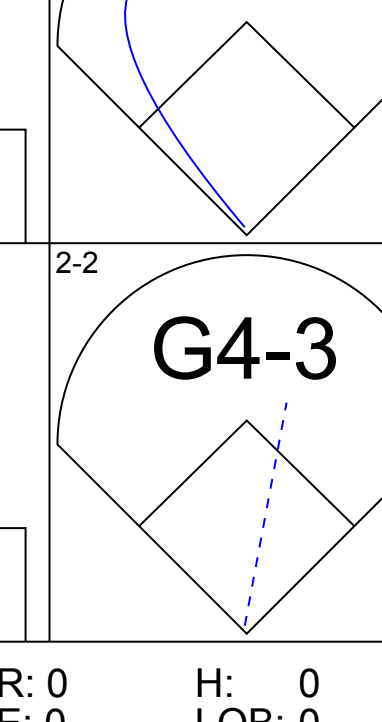
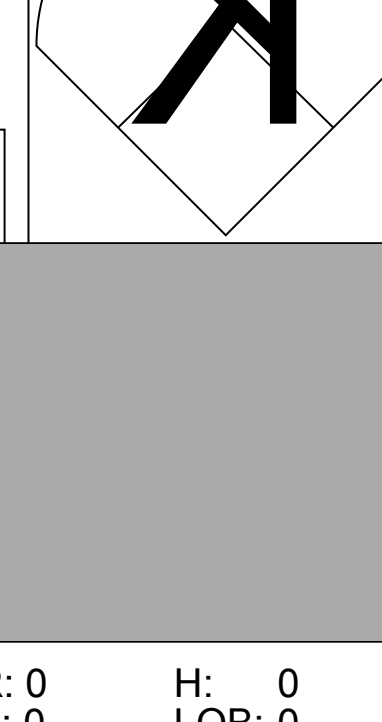
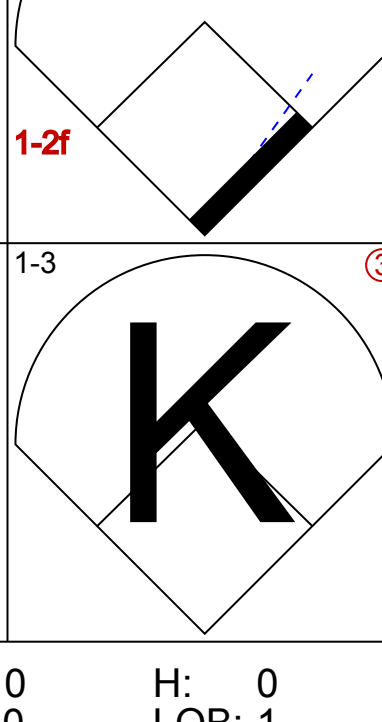


Batter	1	2	3	4	5	6	7	8	9	AB	R	H	RBI	BB	SO	LOB	BOTTOM										
51 Ichiro Suzuki, L (1, 9) OBP: 0.414, SLG: 0.468	1-1 G4-3		1-0 G4-3			2-2 G1-3	2-1 1B	3-2 G4-3		5	1	1	0	0	0	2											
Carlos Guillen, S (1, 6) OBP: 0.354, SLG: 0.443	1-3 K2-3		0-2 G4-3			1-2 HR 1B	2-3 K	1-2 2B		5	1	2	1	0	2	2											
Bret Boone, R (1, 4) OBP: 0.321, SLG: 0.417	2-3 K					0-1 L3	1-0 HR 1B	1-3 K		5	2	2	3	0	2	1											
Edgar Martinez, R (1, 10) OBP: 0.408, SLG: 0.490 23 Luis Ugueto, S (7, PR) OBP: 0.276, SLG: 0.375		3-2 G5-3				4-2 FC6-4 BB	1-0 1B 2B	4-2 1B 1B	2-3 K	2	1	1	0	2	0	0											
John Olerud, L (1, 3) OBP: 0.396, SLG: 0.509		0-1 G6-3				1-2 F9	2-1 F8	3-2 1B		4	0	1	1	0	0	2											
Ruben Sierra, S (1, 7) OBP: 0.335, SLG: 0.450 Charles Gipson, R (7, PR) OBP: 0.377, SLG: 0.457		0-1 F9				0-1 FC6-4	1-1 FC6-4	0-1 HR 1B	0-1 1B	4	1	2	1	0	0	1											
Mike Cameron, R (1, 8) OBP: 0.340, SLG: 0.460			3-2 G6-3			1-0 CS 2B	4-1 HR BB	1-3 K		3	2	2	0	1	1	3											
Ben Davis, S (1, 2) OBP: 0.314, SLG: 0.320			0-0 G6-3			0-3 K	0-0 K	2-3 K		4	1	1	4	0	2	4											
Jeff Cirillo, R (1, 5) OBP: 0.290, SLG: 0.328			3-H 2-2 51 G4-3			2-2 L4	0-3 K	3-2 E3 G4-3		4	1	1	0	0	1	1											
Inning Stats	R: 0 E: 0 K: 2 S: 9	H: 0 LOB: 0 BB: 0 P: 13	R: 0 E: 0 K: 0 S: 7	H: 0 LOB: 0 BB: 0 P: 10	R: 1 E: 0 K: 0 S: 12	H: 2 LOB: 1 BB: 0 P: 18	R: 0 E: 0 K: 0 S: 11	H: 0 LOB: 1 BB: 1 P: 18	R: 0 E: 0 K: 1 S: 7	H: 1 LOB: 0 BB: 0 P: 10	R: 6 E: 0 K: 3 S: 19	H: 5 LOB: 0 BB: 1 P: 29	R: 2 E: 0 K: 3 S: 22	H: 4 LOB: 3 BB: 1 P: 37	R: 1 E: 1 K: 2 S: 18	H: 1 LOB: 1 BB: 0 P: 28	1B: 7 2B: 3 3B: 1 HR: 2	SF: 0 SAC: 0 DP: 0 HBP: 0	WP: 0 PB: 0 SB: 1 CS: 1	PA: 40							
PITCHER	IP	WLS	BF	H	R	ER	SO	BB	IBB	HBP	BLK	WP	HR	S	P	ERA	WHIP										
CC Sabathia, L (1, 1) ERA: 5.45	5.2		24	7	5	5	3	1	0	0	0	0	1	59	88	7.94	1.412										
Sean DePaula, R (6, 1) ERA: 12.79	0.2	L	7	3	4	4	2	2	0	0	0	0	0	16	29	54.00	7.500										
53 Carl Sadler, L (7, 1) ERA:	0.2		4	2	0	0	2	0	0	0	0	0	0	12	18	0.00	3.000										
Jason Beverlin, R (8, 1) ERA: 2.7	1.0		5	1	1	0	2	0	0	0	0	0	0	18	28	0.00	1.000										

Cleveland Indians @ Seattle Mariners
Safeco Field, Seattle, WA
Thu Aug 01 2002, 7:05 PM PDT
Att: 45,590 - Cloudy - 72 F

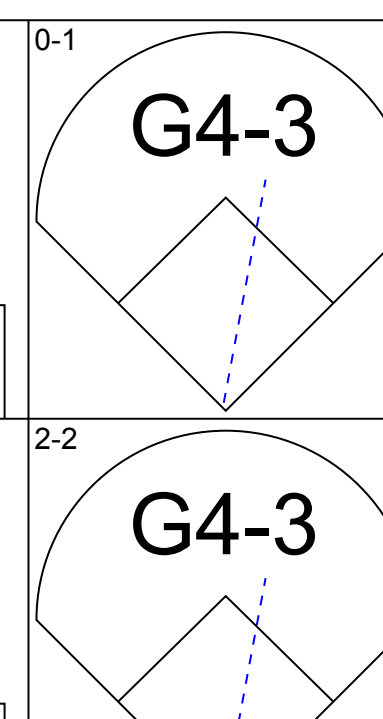
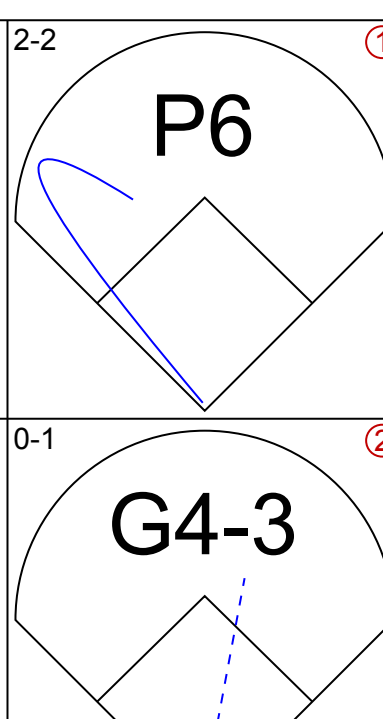
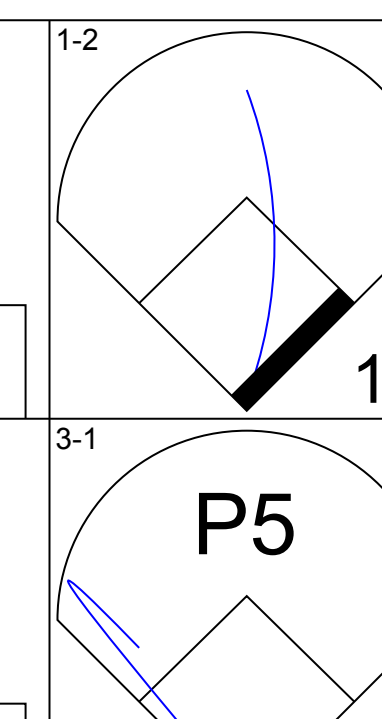
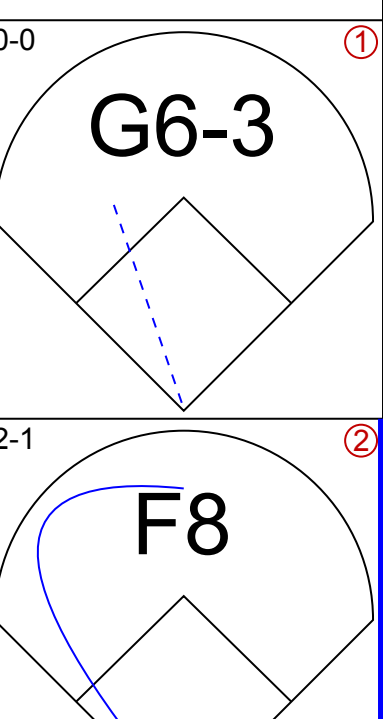
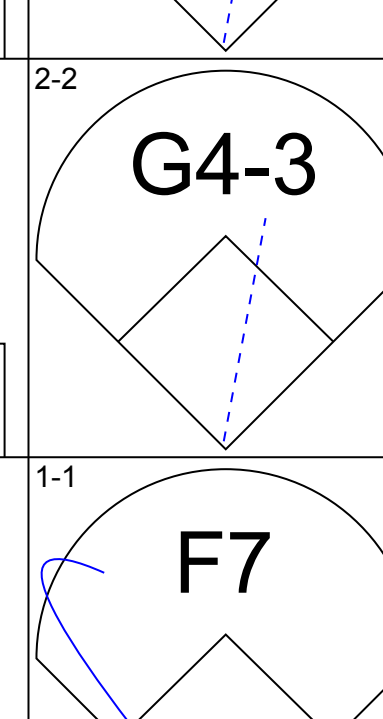
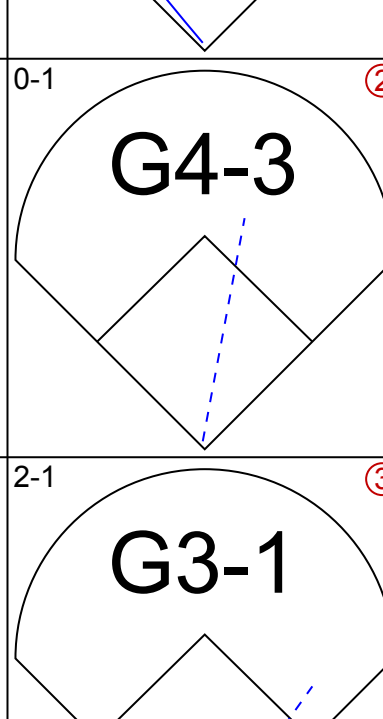
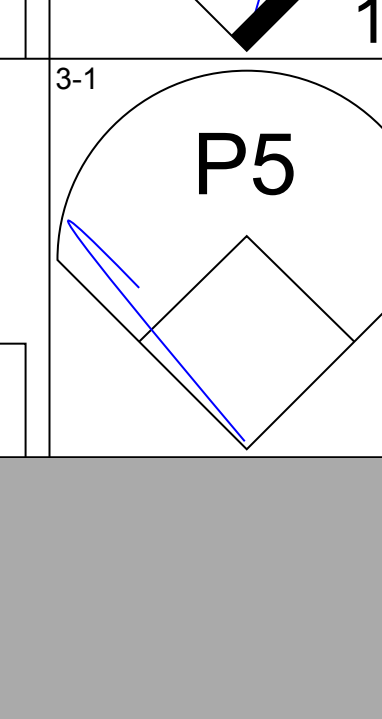
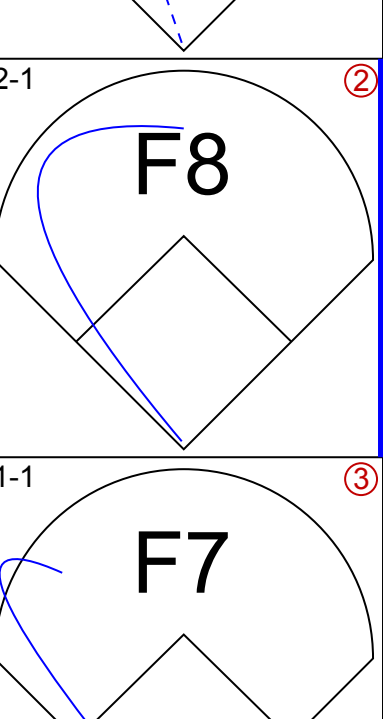
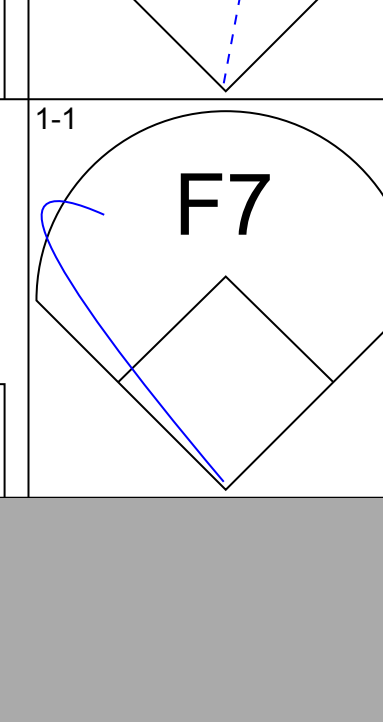
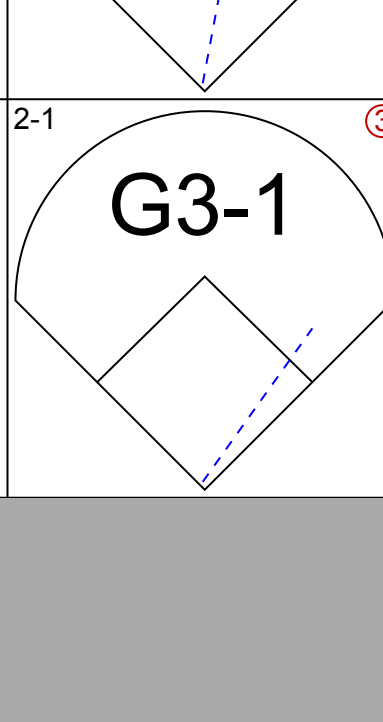
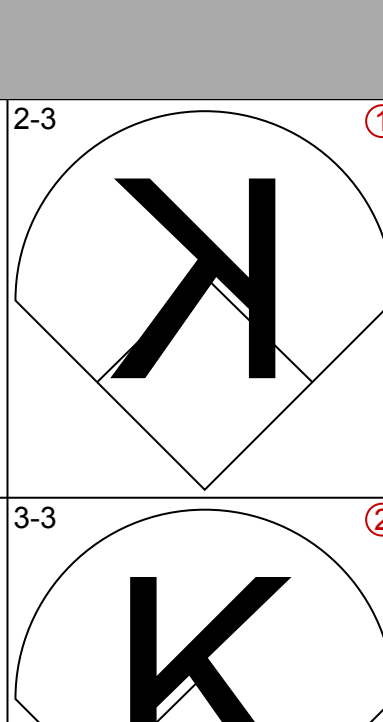
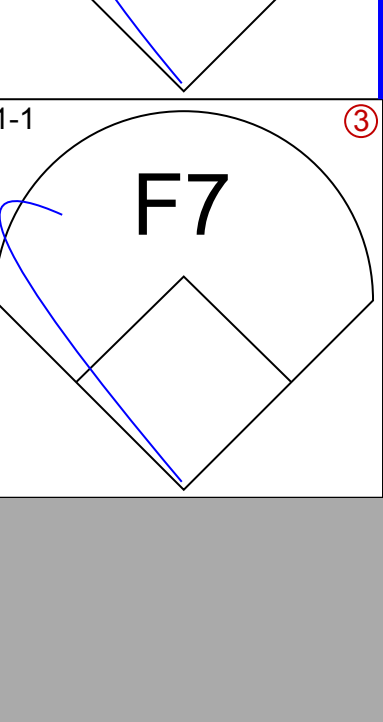
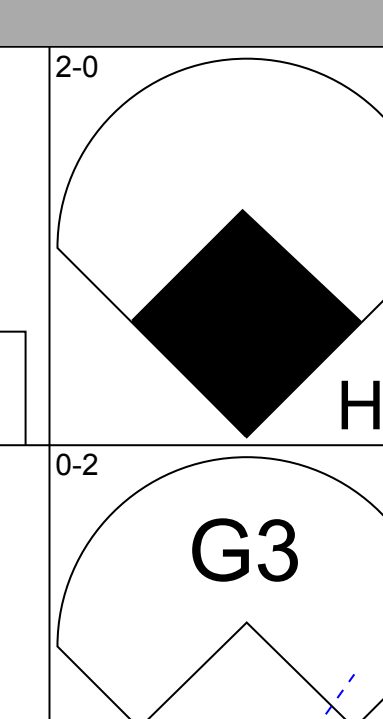
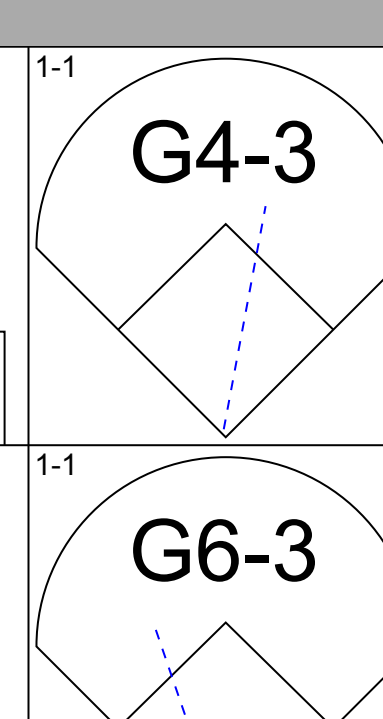
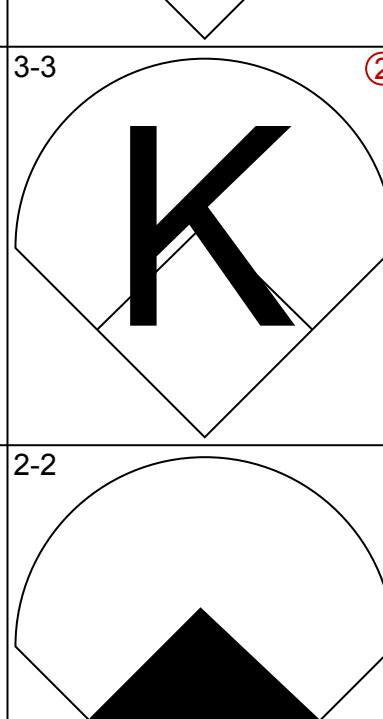
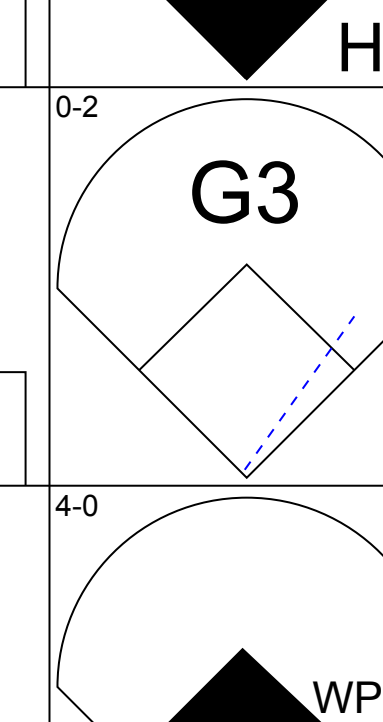
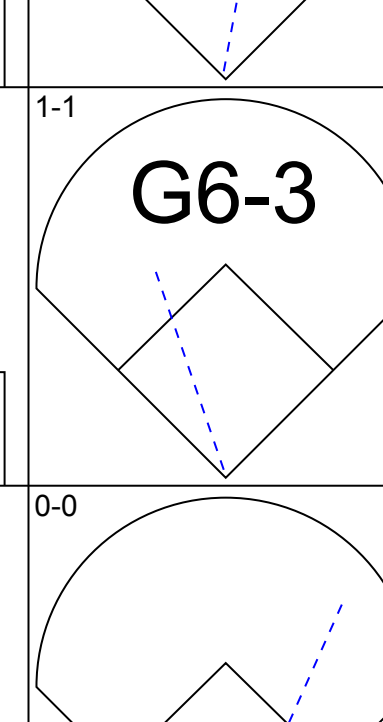
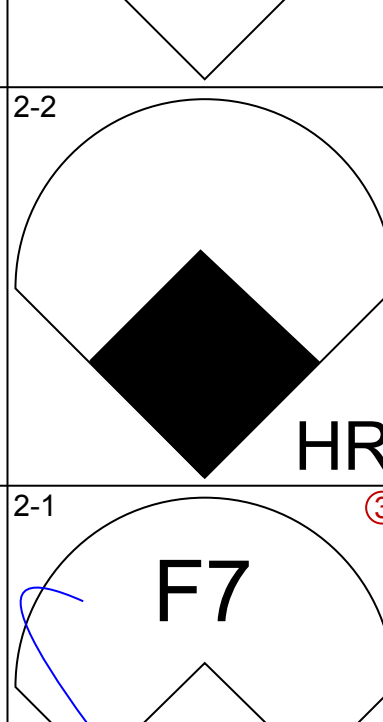
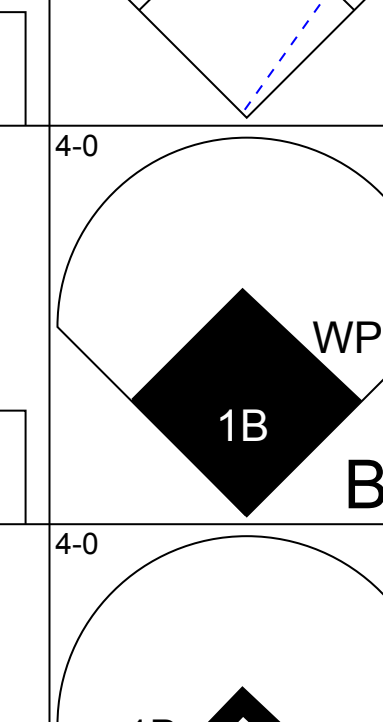
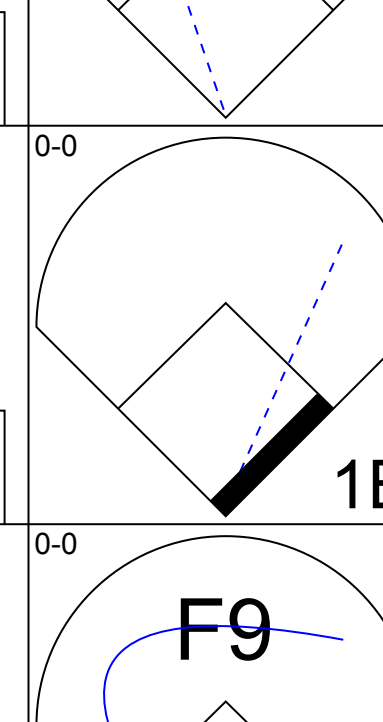
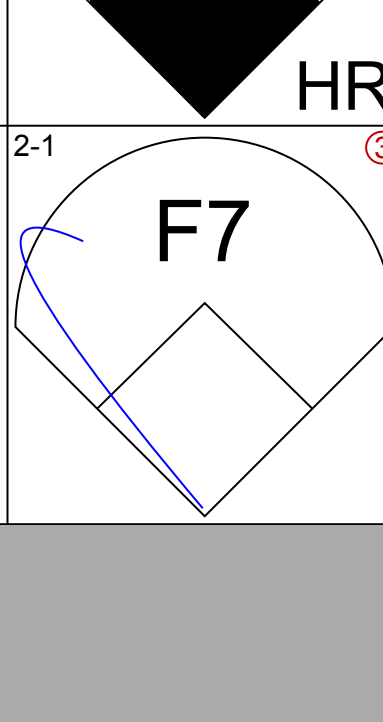
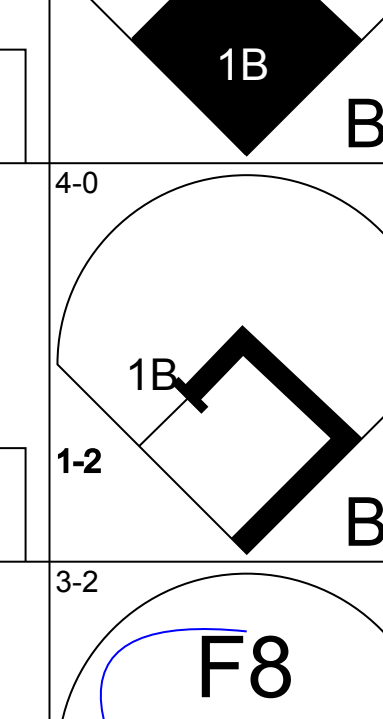
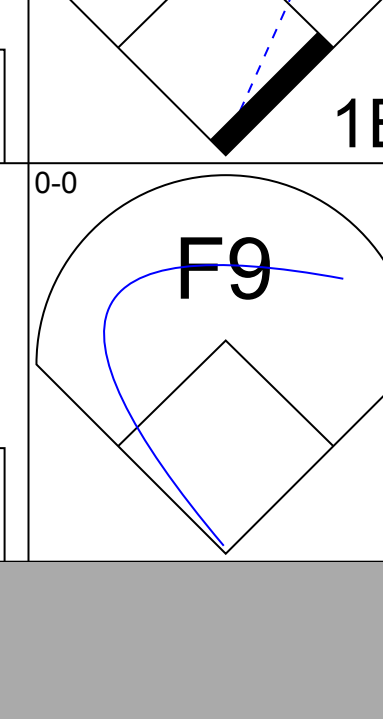
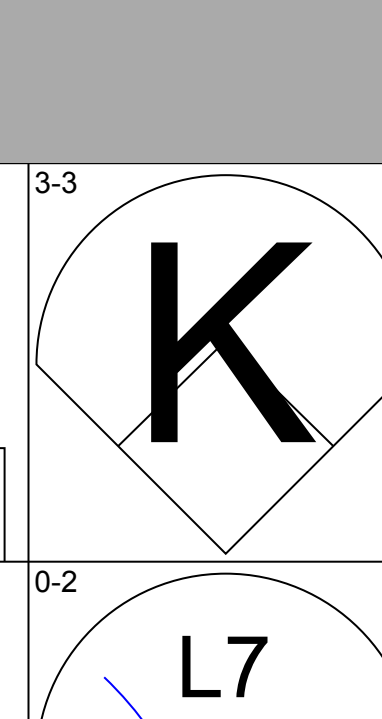
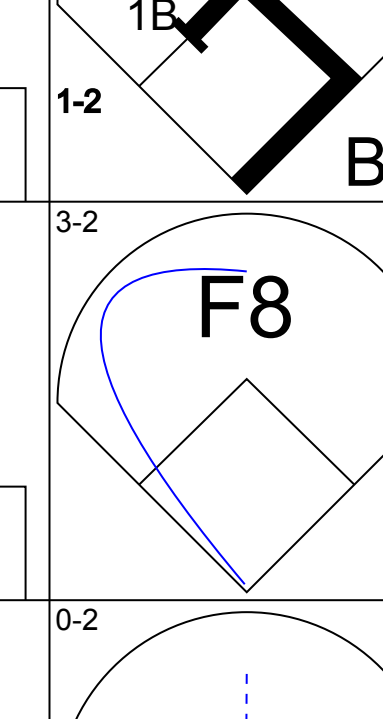
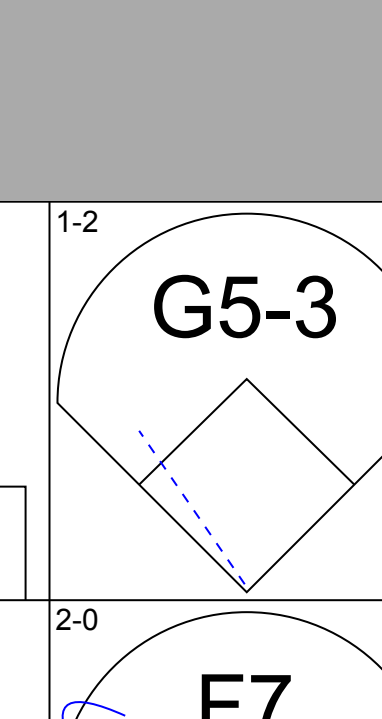
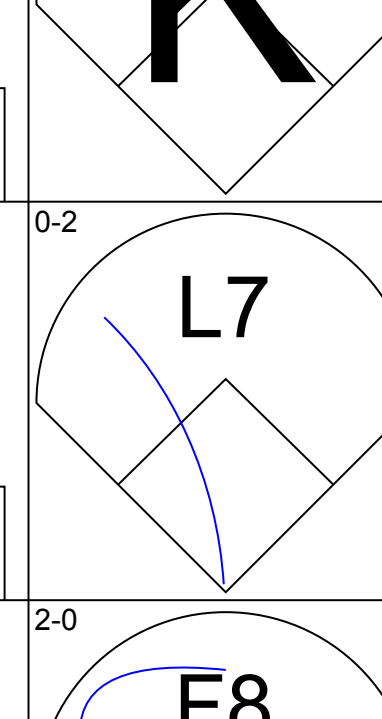
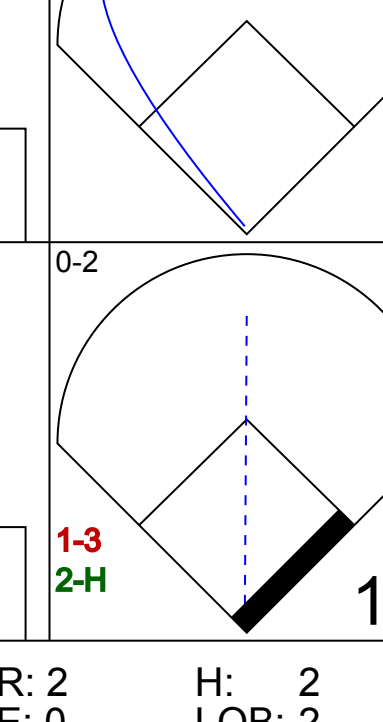
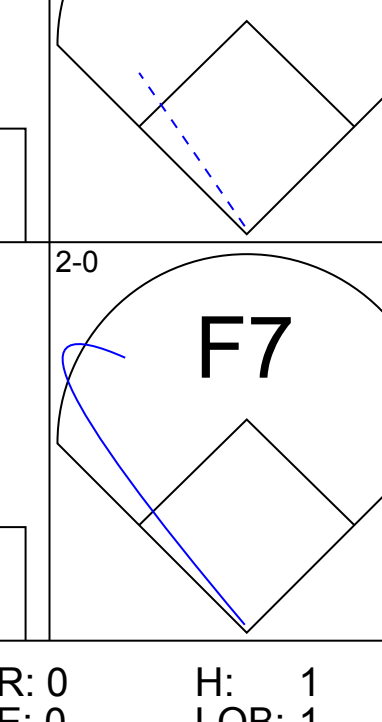
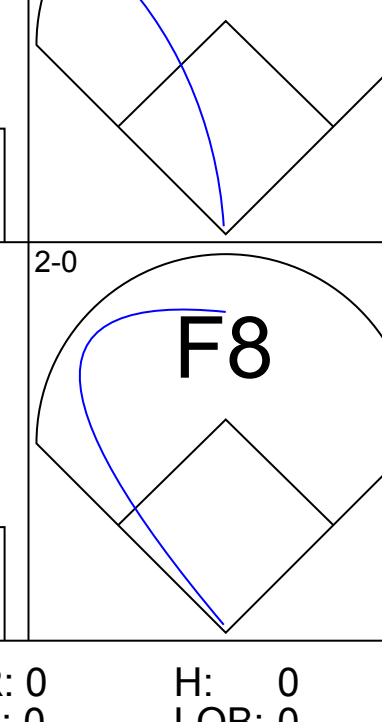
AB 37
R 10
H 13
RBI 10
BB 3
SO 9
LOB 17



Batter	1	2	3	4	5	6	7	8	9	AB	R	H	RBI	BB	SO	LOB	TOP					
Matt Lawton, L (1, 9) OBP: 0.358, SLG: 0.425										4	0	1	0	0	1	0	Cleveland Indians @ Seattle Mariners Safeco Field, Seattle, WA Fri Aug 02 2002, 7:05 PM PDT Att: 45,995 - Sunny - 69 F					
Omar Vizquel, S (1, 6) OBP: 0.370, SLG: 0.482										3	0	0	0	0	1	1						
Ricky Gutierrez, R (1, 4) OBP: 0.321, SLG: 0.344 John McDonald, R (8, PR) OBP: 0.315, SLG: 0.358 (8, 4)										3	0	0	0	1	0	1						
Jim Thome, L (1, 10) OBP: 0.424, SLG: 0.633										2	1	1	1	2	0	0						
Milton Bradley, S (1, 8) OBP: 0.314, SLG: 0.417										4	0	1	0	0	0	6						
Lee Stevens, L (1, 3) OBP: 0.313, SLG: 0.376										3	0	1	0	1	1	0						
Travis Fryman, R (1, 5) OBP: 0.307, SLG: 0.354										4	0	0	0	0	0	3						
Chris Magruder, S (1, 7) OBP: 0.268, SLG: 0.386										4	0	0	0	0	1	3						
Einar Diaz, R (1, 2) OBP: 0.259, SLG: 0.296 Bill Selby, L (9, PH) OBP: 0.269, SLG: 0.321											3	0	0	0	0	0						
Inning Stats	R: 0 E: 0 K: 1 S: 8	H: 0 LOB: 0 BB: 0 P: 12	R: 0 E: 0 K: 0 S: 7	H: 2 LOB: 2 BB: 0 P: 10	R: 0 E: 0 K: 1 S: 6	H: 0 LOB: 0 BB: 0 P: 12	R: 1 E: 0 K: 1 S: 11	H: 1 LOB: 0 BB: 0 P: 17	R: 0 E: 0 K: 0 S: 10	H: 0 LOB: 0 BB: 0 P: 16	R: 0 E: 0 K: 0 S: 8	H: 1 LOB: 2 BB: 2 P: 20	R: 0 E: 0 K: 1 S: 5	H: 0 LOB: 0 BB: 0 P: 8	R: 0 E: 1 K: 0 S: 9	H: 0 LOB: 3 BB: 1 P: 16		R: 0 E: 0 K: 1 S: 11	H: 0 LOB: 1 BB: 1 P: 20	1B: 2 2B: 1 3B: 0 HR: 1	SF: 0 SAC: 0 DP: 1 HBP: 1	WP: 0 PB: 0 SB: 0 CS: 0
PITCHER	IP	WLS	BF	H	R	ER	SO	BB	IBB	HBP	BLK	WP	HR	S	P	ERA	WHIP					
Jamie Moyer, L (1, 1) ERA: 2.79	7.1	W	27	4	1	1	4	2	0	0	0	0	1	57	98	1.23	0.818					
Doug Creek, L (8, 1) ERA: 5.45	0.1	H	2	0	0	0	0	0	0	1	0	0	0	2	4	0.00	0.000					
Kazuhiro Sasaki, R (8, 1) ERA: 1.47	1.1	S	7	0	0	0	1	2	0	0	0	0	0	16	29	0.00	1.500					

AB	31
R	1
H	4
RBI	1
BB	4
SO	5
LOB	15



Batter	1	2	3	4	5	6	7	8	9	AB	R	H	RBI	BB	SO	LOB	BOTTOM					
51 Ichiro Suzuki, L (1, 9) OBP: 0.413, SLG: 0.466										4	0	1	0	0	0	0	Cleveland Indians @ Seattle Mariners Safeco Field, Seattle, WA Fri Aug 02 2002, 7:05 PM PDT Att: 45,995 - Sunny - 69 F					
Mark McLemore, S (1, 5) OBP: 0.370, SLG: 0.403 Charles Gipson, R (9, 7) OBP: 0.377, SLG: 0.457										4	0	0	0	0	0	1						
John Olerud, L (1, 3) OBP: 0.392, SLG: 0.504										4	0	0	0	0	1	0						
Bret Boone, R (1, 4) OBP: 0.321, SLG: 0.423										3	1	1	1	0	1	0						
Edgar Martinez, R (1, 10) OBP: 0.407, SLG: 0.507										3	1	1	1	0	0	0						
Ruben Sierra, S (1, 7) OBP: 0.338, SLG: 0.450 Jeff Cirillo, R (9, 5) OBP: 0.290, SLG: 0.328										2	1	1	0	1	0	0						
Mike Cameron, R (1, 8) OBP: 0.340, SLG: 0.458										2	0	0	0	1	1	1						
Dan Wilson, R (1, 2) OBP: 0.311, SLG: 0.384										3	0	0	0	0	0	2						
Carlos Guillen, S (1, 6) OBP: 0.354, SLG: 0.442										3	0	1	1	0	0	0						
Inning Stats	R: 0 E: 0 K: 0 S: 7	H: 0 LOB: 0 BB: 0 P: 10	R: 2 E: 0 K: 0 S: 10	H: 2 LOB: 2 BB: 2 P: 23	R: 0 E: 0 K: 0 S: 8	H: 0 LOB: 0 BB: 0 P: 12	R: 0 E: 0 K: 0 S: 6	H: 1 LOB: 1 BB: 0 P: 8	R: 0 E: 0 K: 0 S: 12	H: 1 LOB: 1 BB: 0 P: 19	R: 1 E: 0 K: 2 S: 12	H: 1 LOB: 0 BB: 0 P: 21	R: 0 E: 0 K: 1 S: 10	H: 0 LOB: 0 BB: 0 P: 15	R: 0 E: 0 K: 0 S: 5	H: 0 LOB: 0 BB: 0 P: 8		R: 0 E: 0 K: 0 S: 11	H: 0 LOB: 1 BB: 1 P: 20	1B: 3 2B: 0 3B: 0 HR: 2	SF: 0 SAC: 0 DP: 0 HBP: 0	WP: 1 PB: 0 SB: 0 CS: 0
PITCHER	IP	WLS	BF	H	R	ER	SO	BB	IBB	HBP	BLK	WP	HR	S	P	ERA	WHIP					
Danys Baez, R (1, 1) ERA: 4.33	8.0	L	30	5	3	3	3	2	0	0	0	1	2	70	116	3.38	0.875					

AB	28
R	3
H	5
RBI	3
BB	2
SO	3
LOB	4



Batter	1	2	3	4	5	6	7	8	9	AB	R	H	RBI	BB	SO	LOB	TOP								
Matt Lawton, L OBP: 0.356, SLG: 0.431	2-1 G6-3	0-1 F9			2-1 G4-3		2-2 G6-3		1-0 HR	5	1	1	1	0	0	2	Cleveland Indians @ Seattle Mariners Safeco Field, Seattle, WA Sat Aug 03 2002, 1:05 PM PDT Att. 46,219 - Overcast - 63 F								
Omar Vizquel, S OBP: 0.388, SLG: 0.479	2-1 F2		0-0 B1-3		3-2 L7			0-3 K	2-2 F8	3	0	0	0	0	0	0									
John McDonald, R OBP: 0.311, SLG: 0.352										2	0	0	0	0	1	0									
Ellis Burks, R OBP: 0.344, SLG: 0.531	2-3 K		1-3 K		3-1 PB 1B			0-0 HR		4	1	2	1	0	2	0									
Jim Thome, L OBP: 0.427, SLG: 0.631		4-2 HR BB	4-2 BB		3-2 G4-3			4-0 1B BB		1	1	0	0	3	0	1									
Chris Magruder, S OBP: 0.298, SLG: 0.386					1-2					0	0	0	0	0	0	0									
Milton Bradley, S OBP: 0.313, SLG: 0.427		1-1 HR	2-2 G6-3			1-2 L8		3-3 K		4	1	1	2	0	1	2									
Lee Stevens, L OBP: 0.319, SLG: 0.385		1-2 FC6-4 1B		2-0 G1-3 2B		2-3 K		0-0 1B		4	0	3	0	0	1	0									
Ricky Gutierrez, R OBP: 0.317, SLG: 0.339	0-2 F8			1-0 G6-3		3-2 G4-3		1-0 G4-3		4	0	0	0	0	0	4									
Travis Fryman, R OBP: 0.303, SLG: 0.349	1-0 FC6-4 1B			0-0 G1-3			1-0 L5		3-2 F7	4	0	0	0	0	0	2									
Eddie Pérez, R OBP: 0.307, SLG: 0.329	4-2 BB		0-0 F8			3-3 K		1-1 P4		3	0	0	0	1	1	1									
Inning Stats	R: 0 E: 0 K: 1 S: 7	H: 0 LOB: 0 BB: 0 P: 13	R: 2 E: 0 K: 0 S: 16	H: 2 LOB: 2 BB: 2 P: 27	R: 0 E: 0 K: 1 S: 10	H: 0 LOB: 1 BB: 1 P: 17	R: 0 E: 0 K: 0 S: 4	H: 1 LOB: 1 BB: 0 P: 7	R: 0 E: 0 K: 0 S: 10	H: 0 LOB: 0 BB: 0 P: 21	R: 0 E: 0 K: 1 S: 14	H: 0 LOB: 0 BB: 0 P: 20	R: 0 E: 0 K: 1 S: 8	H: 0 LOB: 0 BB: 0 P: 14	R: 1 E: 0 K: 2 S: 12	H: 2 LOB: 2 BB: 1 P: 20	R: 1 E: 0 K: 0 S: 9	H: 1 LOB: 0 BB: 0 P: 16	1B: 3 2B: 1 3B: 0 HR: 3	SF: 0 SAC: 0 DP: 0 HBP: 0	WP: 0 PB: 1 SB: 0 CS: 0	PA: 38			
PITCHER	IP	WLS	BF	H	R	ER	SO	BB	IBB	HBP	BLK	WP	HR	S	P	ERA	WHIP								
Freddy Garcia, R ERA: 3.96	7.0	W	28	4	2	2	4	3	0	0	0	0	1	69	119	2.57	1.000								
Ryan Franklin, R ERA: 3.64	1.0		6	2	1	1	2	1	0	0	0	0	1	12	20	9.00	3.000								
Jeff Nelson, R ERA: 5.84	1.0		4	1	1	1	0	0	0	0	0	0	1	9	16	9.00	1.000								

Batter	1	2	3	4	5	6	7	8	9	AB	R	H	RBI	BB	SO	LOB	BOTTOM								
51 Ichiro Suzuki, L OBP: 0.413, SLG: 0.465	2-1 F8	3-2 1B	1-1 G5-3		1-2 1B		0-1 F7			5	1	2	1	0	0	3	Cleveland Indians @ Seattle Mariners Safeco Field, Seattle, WA Sat Aug 03 2002, 1:05 PM PDT Att. 46,219 - Overcast - 63 F								
Ben Davis, S OBP: 0.314, SLG: 0.320		1-3 1B			2-H 1B					0	0	0	0	0	0	0									
Mark McLemore, S OBP: 0.375, SLG: 0.405	4-2 S	2-2 BB		4-1 F8	0-2 1B		2-3 K			1	3	1	1	2	0	0									
Jeff Cirillo, R OBP: 0.291, SLG: 0.329		1-2 E			1-3 1B					2	0	1	0	0	1	2									
John Olerud, L OBP: 0.397, SLG: 0.518	1-0 2B	0-0 E		0-1 FC5-4	1-2 F7		0-1 HR			5	3	4	5	0	0	2									
Desi Relaford, S OBP: 0.325, SLG: 0.305		1-2 2-H		1-2 1B			1-H 2-H			0	0	0	0	0	0	0									
Bret Boone, R OBP: 0.323, SLG: 0.425	1-2 S	4-2 E2		1-1 F8		2-2 G6-3	2-3 K			3	1	1	1	1	0	2									
23 Luis Ugueto, S OBP: 0.263, SLG: 0.353		2-H SF9		2-3 SF9						1	0	0	0	0	1	0									
Edgar Martinez, R OBP: 0.401, SLG: 0.503	3-2 SF9	0-2 SF8		0-1 SF9		4-2 BB		0-0 G5-3		1	0	0	3	1	0	0									
Ruben Sierra, S OBP: 0.337, SLG: 0.448	2-1 S	3-2 L8		1-1 FC5-4		0-1 L8		2-1 G3-1		4	0	1	0	0	0	3									
Charles Gipson, R OBP: 0.370, SLG: 0.447				1-2 1B						1	0	0	0	0	0	0									
Mike Cameron, R OBP: 0.336, SLG: 0.451	3-3 K		1-0 F9		1-2 F8	3-3 K		1-1 L7		5	0	0	0	0	2	2									
Dan Wilson, R OBP: 0.314, SLG: 0.386		3-2 F8	0-2 F7		1-2 51 1B		0-2 BB			4	2	2	0	0	0	0									
Carlos Guillen, S OBP: 0.359, SLG: 0.444	1-0 51 1B	1-2 51 1B		1-2 G5-3		4-2 HR		1-2 HR		3	2	2	0	1	0	1									
Inning Stats	R: 3 E: 0 K: 1 S: 18	H: 3 LOB: 1 BB: 1 P: 34	R: 4 E: 1 K: 0 S: 20	H: 4 LOB: 1 BB: 1 P: 36	R: 0 E: 0 K: 0 S: 9	H: 1 LOB: 1 BB: 0 P: 12	R: 1 E: 0 K: 0 S: 9	H: 1 LOB: 1 BB: 1 P: 15	R: 1 E: 0 K: 0 S: 27	H: 3 LOB: 2 BB: 0 P: 32	R: 0 E: 0 K: 1 S: 11	H: 0 LOB: 1 BB: 1 P: 20	R: 3 E: 0 K: 2 S: 20	H: 2 LOB: 0 BB: 1 P: 28	R: 0 E: 0 K: 0 S: 5	H: 0 LOB: 0 BB: 0 P: 8	1B: 11 2B: 2 3B: 0 HR: 1	SF: 3 SAC: 0 DP: 0 HBP: 0	WP: 0 PB: 0 SB: 4 CS: 0	PA: 43					
PITCHER	IP	WLS	BF	H	R	ER	SO	BB	IBB	HBP	BLK	WP	HR	S	P	ERA	WHIP								
Jaret Wright, R ERA: 18.82	2.0	L	15	7	7	6	1	2	0	0	0	0	0	38	70	27.00	4.500								
Terry Mulholland, L ERA: 7.17	3.0		15	5	2	2	0	1	0	0	0	0	0	45	59	6.00	2.000								
Jason Beverlin, R ERA: 6.75	2.0		10	2	3	3	3	2	0	0	0	0	1	31	48	13.50	2.000								
Mark Wohlers, R ERA: 5.13	1.0		3	0	0	0	0	0	0	0	0	0	0	5	8	0.00	0.000								



Batter	1	2	3	4	5	6	7	8	9	AB	R	H	RBI	BB	SO	LOB	TOP										
Matt Lawton, L OBP: 0.391, SLG: 0.423	F9		P5	F7		P4	G6-3		G4-3	6	0	0	1	0	0	2											
John McDonald, R OBP: 0.319, SLG: 0.354	G4-3		BB 1B BB		G6-3 1B	BB 1B			G6-3	5	2	2	0	1	1	1											
Ellis Burks, R OBP: 0.352, SLG: 0.535	1B		BB 1B		1B G6-3	1B BB		CS 1B		3	2	3	0	2	0	0											
Jim Thome, L OBP: 0.424, SLG: 0.624	F7		F7		G6-3	BB 1B		K		5	1	1	1	0	1	6											
Milton Bradley, S OBP: 0.322, SLG: 0.430		1B 1B	BB 1B		BB 1B	FC9-6		G1		3	3	2	1	2	0	0											
Ricky Gutierrez, R OBP: 0.324, SLG: 0.347	1B		FC1-6-4		FC9-6 BB	BB		FC1-6 BB		4	0	3	3	1	0	3											
Travis Fryman, R OBP: 0.307, SLG: 0.351		G6-4-3 1B			G5-3 1B	FC9-6 BB		K		4	1	2	2	1	1	2											
Chris Magruder, S OBP: 0.263, SLG: 0.378	P4				G5-3	FC9-6		L9		4	0	0	1	0	0	6											
Lee Stevens, L OBP: 0.321, SLG: 0.388									1B G4-3 1B	1	1	1	0	0	0	0											
Eddie Pérez, R OBP: 0.307, SLG: 0.329										0	0	0	0	0	0	0											
Einar Díaz, R OBP: 0.256, SLG: 0.292	G6-4-3									4	0	0	0	0	1	5											
Bill Selby, L OBP: 0.277, SLG: 0.329					K	L4		P4		1	0	1	1	0	0	0											
Inning Stats	R: 0 E: 0 K: 0 S: 9	H: 1 LOB: 1 BB: 0 P: 13	R: 1 E: 0 K: 0 S: 13	H: 3 LOB: 1 BB: 0 P: 17	R: 0 E: 0 K: 0 S: 12	H: 1 LOB: 1 BB: 2 P: 21	R: 3 E: 0 K: 0 S: 19	H: 2 LOB: 2 BB: 3 P: 36	R: 4 E: 0 K: 1 S: 17	H: 4 LOB: 1 BB: 1 P: 29	R: 0 E: 0 K: 1 S: 8	H: 0 LOB: 0 BB: 0 P: 12	R: 0 E: 0 K: 1 S: 6	H: 1 LOB: 0 BB: 0 P: 9	R: 2 E: 0 K: 0 S: 16	H: 2 LOB: 1 BB: 1 P: 25	1B: 14 2B: 2 3B: 0 HR: 0	SF: 0 SAC: 0 DP: 2 HBP: 0	WP: 0 PB: 0 SB: 0 CS: 1	PA: 47							
PITCHER	IP	WLS	BF	H	R	ER	SO	BB	IBB	HBP	BLK	WP	HR	S	P	ERA	WHIP										
John Halama, L ERA: 3.13	4.1		24	8	4	4	1	3	1	0	0	0	0	54	85	8.31	2.538										
Shigetoshi Hasegawa, R ERA: 2.12	1.0		8	3	4	4	0	2	0	0	0	0	0	18	32	36.00	5.000										
Ryan Franklin, R ERA: 3.58	1.0		4	1	0	0	1	0	0	0	0	0	0	10	15	0.00	1.000										
Arthur Rhodes, L ERA: 2.68	1.2		5	1	0	0	2	0	0	0	0	0	0	12	18	0.00	0.600										
Kazuhiko Sasaki, R ERA: 1.94	1.0	L	6	2	2	2	0	1	0	0	0	0	0	16	25	18.00	3.000										

Cleveland Indians @ Seattle Mariners
Safeco Field, Seattle, WA
Sun Aug 04 2002, 1:35 PM PDT
Att: 46,120 - Dome - 72 F


AB 40
R 10
H 15
RBI 10
BB 7
SO 4
LOB 25



Batter	1	2	3	4	5	6	7	8	9	AB	R	H	RBI	BB	SO	LOB	BOTTOM										
51 Ichiro Suzuki, L OBP: 0.414, SLG: 0.465	K				G3 2B	BB 1B		G4-3		6	2	3	0	0	1	0											
Mark McLemore, S OBP: 0.375, SLG: 0.401	F7		K		G3 2B	BB		G4-3		5	2	1	1	1	1	3											
John Olerud, L OBP: 0.399, SLG: 0.518	BB		FC6-4 1B		G3	G3-1		FC6-4 1B		4	0	2	0	1	0	3											
Bret Boone, R OBP: 0.323, SLG: 0.431	BB		FC6-4		K			FC6-4		4	1	1	2	1	1	4											
Edgar Martinez, R OBP: 0.406, SLG: 0.519	F8		K		1B 2B	BB 1B		G6-3 2B		5	1	3	2	0	1	3											
23 Luis Ugueto, S OBP: 0.263, SLG: 0.353					2B	3B 1B				0	0	0	0	0	0	0											
Ruben Sierra, S OBP: 0.335, SLG: 0.444			K		G3			G5-3		5	0	1	0	0	2	3											
Jeff Cirillo, R OBP: 0.291, SLG: 0.329					1B					0	0	0	0	0	0	0											
Carlos Guillen, S OBP: 0.359, SLG: 0.440	L9				L6			G6-3		3	1	0	0	2	0	1											
Ben Davis, S OBP: 0.322, SLG: 0.338		51 1B BB			G6-4-3 1B	F9		K		4	0	2	2	1	1	5											
Mike Cameron, R OBP: 0.336, SLG: 0.459		51 1B			G6-4-3					5	1	2	1	0	1	2											
Inning Stats	R: 0 E: 0 K: 1 S: 8	H: 0 LOB: 2 BB: 2 P: 19	R: 0 E: 0 K: 2 S: 11	H: 2 LOB: 3 BB: 1 P: 17	R: 0 E: 0 K: 1 S: 7	H: 1 LOB: 1 BB: 0 P: 12	R: 0 E: 0 K: 0 S: 9	H: 1 LOB: 0 BB: 0 P: 14	R: 2 E: 0 K: 1 S: 20	H: 3 LOB: 3 BB: 2 P: 39	R: 6 E: 0 K: 1 S: 19	H: 6 LOB: 1 BB: 1 P: 36	R: 0 E: 0 K: 0 S: 10	H: 1 LOB: 1 BB: 0 P: 16	R: 0 E: 0 K: 1 S: 9	H: 1 LOB: 2 BB: 0 P: 14	R: 0 E: 0 K: 1 S: 7	H: 0 LOB: 0 BB: 0 P: 12	1B: 10 2B: 2 3B: 1 HR: 2	SF: 0 SAC: 0 DP: 1 HBP: 0	WP: 0 PB: 1 SB: 0 CS: 0	PA: 47					
PITCHER	IP	WLS	BF	H	R	ER	SO	BB	IBB	HBP	BLK	WP	HR	S	P	ERA	WHIP										
Ryan Drese, R ERA: 6.79	5.0		28	9	4	4	5	5	0	0	0	0	1	9	14	54.00	9.000										
Dave Elder, R ERA: 4.91	0.1		4	3	2	2	0	0	0	0	0	0	0	9	14	54.00	9.000										
37 Jake Westbrook, R ERA: 6.3	2.2	W	12	3	2	2	2	1	0	0	0	0	0	25	44	6.75	1.500										
Mark Wohlers, R ERA: 5.03	1.0	S	3	0	0	0	1	0	0	0	0	0	0	7	12	0.00	0.000										

Cleveland Indians @ Seattle Mariners
Safeco Field, Seattle, WA
Sun Aug 04 2002, 1:35 PM PDT
Att: 46,120 - Dome - 72 F

AB 41
R 8
H 15
RBI 8
BB 6
SO 8
LOB 24



Batter	1	2	3	4	5	6	7	8	9	AB	R	H	RBI	BB	SO	LOB	TOP
Randy Winn, S OBP: 0.371, SLG: 0.485	0-1 1B		1-1 P6		1-3 K2-3			2-1 G6-4-3 1B		4	1	2	0	0	1	0	Tampa Bay Devil Rays @ Cleveland Indians Jacobs Field, Cleveland, OH Tue Aug 06 2002, 7:05 PM EDT Att: 35,302 - Sunny - 69 F
Felix Escalona, R OBP: 0.292, SLG: 0.333	1-2 F8		0-0 F9		0-3 K			0-2 G6-4-3 1-2		4	0	0	0	0	1	2	
Aubrey Huff, L OBP: 0.343, SLG: 0.480	3-2 1B		1-0 F7			1-2 G4-3		0-0 F7		4	1	1	0	0	0	0	
18 Jared Sandberg, R OBP: 0.287, SLG: 0.468	1-3 K			1-0 2B		2-0 G5-3			0-3 K2-3	4	0	1	0	0	2	2	
Steve Cox, L OBP: 0.342, SLG: 0.419	3-0 1B		0-1 F8		1-0 F2			3-3 K		4	0	1	1	0	1	1	
Toby Hall, R OBP: 0.246, SLG: 0.318	1-1 1B		0-0 B1			1-0 F8		3-2 1B		4	0	2	1	0	0	1	
Jason Conti, L OBP: 0.323, SLG: 0.390		1-3 K		1-0 2B		1-0 B2-3		1-1 G3		4	0	1	0	0	1	1	
Andy Sheets, R OBP: 0.381, SLG: 0.514	0-1 G5-3		0-1 G6-3			4-0 BB				2	0	0	0	1	0	2	
13 Carl Crawford, L OBP: 0.304, SLG: 0.420	0-1 L7				0-1 F8		1-3 K			3	0	0	0	0	1	1	
Inning Stats	R: 2 E: 0 K: 1 S: 14	H: 4 LOB: 2 BB: 0 P: 23	R: 0 E: 0 K: 1 S: 7	H: 0 LOB: 0 BB: 0 P: 8	R: 0 E: 0 K: 0 S: 4	H: 2 LOB: 2 BB: 0 P: 9	R: 0 E: 0 K: 0 S: 8	H: 0 LOB: 0 BB: 0 P: 9	R: 0 E: 0 K: 0 S: 5	H: 0 LOB: 1 BB: 1 P: 12	R: 0 E: 0 K: 2 S: 11	H: 1 LOB: 1 BB: 0 P: 18	1B: 7 2B: 1 3B: 0 HR: 0	SF: 0 SAC: 0 DP: 1 HBP: 0	WP: 0 PB: 0 SB: 1 CS: 1	PA: 34	
PITCHER	IP WLS BF H R ER SO BB IBB HBP BLK WP HR S P ERA WHIP																
Charles Nagy, R ERA: 7.88	(1, 1) 7.0 W 27 6 2 2 5 1 0 0 0 0 0 0 49 76 2.57 1.000																
53 Carl Sadler, L ERA:	(8, 1) 1.0 H 3 1 0 0 0 0 0 0 0 0 0 0 7 9 0.00 1.000																
Mark Wohlers, R ERA: 4.93	(9, 1) 1.0 S 4 1 0 0 2 0 0 0 0 0 0 0 0 11 18 0.00 1.000																

Batter	1	2	3	4	5	6	7	8	9	AB	R	H	RBI	BB	SO	LOB	BOTTOM			
Matt Lawton, L OBP: 0.349, SLG: 0.420	2-2 P6		1-2 G4-3		0-0 BB	1-3 K		3-2 P6		5	0	1	0	0	1	4	Tampa Bay Devil Rays @ Cleveland Indians Jacobs Field, Cleveland, OH Tue Aug 06 2002, 7:05 PM EDT Att: 35,302 - Sunny - 69 F			
Omar Vizquel, S OBP: 0.397, SLG: 0.475	3-2 F8		1-1 P6		4-1 BB		1-0 P6			3	0	0	0	1	0	0				
Lee Stevens, L OBP: 0.320, SLG: 0.384	3-2 F7			4-1 F8	3-3 K		0-0 G5-3			3	1	0	0	1	1	2				
Jim Thome, L OBP: 0.427, SLG: 0.633		0-0 HR		4-0 2B	1-1 F5		4-2 BB			2	2	1	1	2	0	2				
Milton Bradley, S OBP: 0.318, SLG: 0.423	2-2 G6-3		2-2 F8	1-2 2B	2-2 P6		1-2 P6			4	0	0	0	0	0	5				
Ricky Gutierrez, R OBP: 0.326, SLG: 0.350	1-2 L5		2-2 2B	2-2 2B		4-2 BB		0-1 F9		3	1	1	2	1	0	0				
Karim Garcia, L OBP: 0.444, SLG: 0.667	1-1 2B		0-1 2B	1-H 3-H 2B	0-1 2B	0-3 K		1-1 1B		4	0	3	1	0	1	1				
Travis Fryman, R OBP: 0.307, SLG: 0.350	3-3 K			1-0 F7		1-3 K		0-0 1B		4	0	1	0	0	2	3				
Einar Diaz, R OBP: 0.256, SLG: 0.295			0-1 L5	1-0 L7		2-2 2B		0-0 F8		4	0	1	0	0	0	3				
Inning Stats	R: 0 E: 0 K: 0 S: 10	H: 0 LOB: 0 BB: 0 P: 18	R: 1 E: 0 K: 1 S: 13	H: 2 LOB: 1 BB: 0 P: 20	R: 0 E: 0 K: 0 S: 7	H: 0 LOB: 0 BB: 0 P: 9	R: 3 E: 0 K: 0 S: 14	H: 2 LOB: 1 BB: 2 P: 29	R: 0 E: 0 K: 1 S: 10	H: 1 LOB: 2 BB: 1 P: 20	R: 0 E: 0 K: 3 S: 17	H: 1 LOB: 1 BB: 1 P: 25	R: 0 E: 0 K: 0 S: 9	H: 0 LOB: 1 BB: 1 P: 15	R: 0 E: 0 K: 0 S: 9	H: 2 LOB: 2 BB: 0 P: 13	1B: 3 2B: 4 3B: 0 HR: 1	SF: 0 SAC: 0 DP: 0 HBP: 0	WP: 0 PB: 0 SB: 0 CS: 0	PA: 37
PITCHER	IP WLS BF H R ER SO BB IBB HBP BLK WP HR S P ERA WHIP																			
Jorge Sosa, R ERA: 6.0	(1, 1) 4.0 L 20 5 4 4 1 3 0 0 0 0 0 0 34 54 9.00 2.000																			
Wilson Alvarez, L ERA: 5.94	(5, 1) 3.0 12 1 0 0 4 2 0 0 0 0 0 0 34 54 0.00 1.000																			
Brandon Backe, R ERA: 8.0	(8, 1) 1.0 5 2 0 0 0 0 0 0 0 0 0 0 9 13 0.00 2.000																			

AB	33
R	2
H	8
RBI	2
BB	1
SO	7
LOB	10

AB	32
R	4
H	8
RBI	4
BB	5
SO	5
LOB	20

Batter	1	2	3	4	5	6	7	8	9	AB	R	H	RBI	BB	SO	LOB	TOP																					
Randy Winn, S OBP: 0.367, SLG: 0.481	G4-3		F9		CS	F8		F8		4	0	0	0	0	0	0																						
Felix Escalona, R OBP: 0.280, SLG: 0.319	K2-3		G5-3			K			K	4	0	0	0	0	3	0																						
Aubrey Huff, L OBP: 0.342, SLG: 0.480	G3			G4-3 WP		G4-3			G3	4	1	1	0	0	0	0																						
18 Jared Sandberg, R OBP: 0.290, SLG: 0.477		K			K					4	0	2	0	0	2	1																						
Steve Cox, L OBP: 0.341, SLG: 0.424		HR		G4-3		K			G3	4	1	1	1	0	1	3																						
John Flaherty, R OBP: 0.302, SLG: 0.386		K		K		G6-3				3	0	0	0	0	2	1																						
Andy Sheets, R OBP: 0.400, SLG: 0.525		1B		CS		G4-3				3	0	2	0	0	0	1																						
Jason Conti, L OBP: 0.318, SLG: 0.383		G3				K				3	0	0	0	0	1	2																						
13 Carl Crawford, L OBP: 0.292, SLG: 0.403			K			F7				3	0	0	0	0	1	1																						
Inning Stats	R: 0 E: 0 K: 1 S: 9	H: 0 LOB: 0 BB: 0 P: 10	R: 1 E: 0 K: 2 S: 13	H: 2 LOB: 1 BB: 0 P: 18	R: 0 E: 0 K: 1 S: 5	H: 0 LOB: 0 BB: 0 P: 9	R: 1 E: 0 K: 2 S: 15	H: 1 LOB: 0 BB: 0 P: 24	R: 0 E: 0 K: 1 S: 11	H: 1 LOB: 0 BB: 0 P: 14	R: 0 E: 0 K: 1 S: 10	H: 0 LOB: 0 BB: 0 P: 16	R: 0 E: 0 K: 1 S: 16	H: 1 LOB: 1 BB: 0 P: 22	R: 0 E: 0 K: 0 S: 6	H: 0 LOB: 0 BB: 0 P: 6	R: 0 E: 0 K: 1 S: 11	H: 1 LOB: 1 BB: 0 P: 18	1B: 2 2B: 3 3B: 0 HR: 1	SF: 0 SAC: 0 DP: 0 HBP: 0	WP: 1 PA: 34 CS: 2																	
PITCHER	IP	WLS	BF	H	R	ER	SO	BB	IBB	HBP	BLK	WP	HR	S	P	ERA	WHIP	PITCHER				IP	WLS	BF	H	R	ER	SO	BB	IBB	HBP	BLK	WP	HR	S	P	ERA	WHIP
CC Sabathia, L ERA: 5.31	(1, 1)	7.0	W	25	5	2	2	9	0	0	0	0	1	1	79	113	2.57	0.714																				
Terry Mulholland, L ERA: 6.81	(8, 1)	2.0		7	1	0	0	1	0	0	0	0	0	0	17	24	0.00	0.500																				

Tampa Bay Devil Rays @ Cleveland Indians
Jacobs Field, Cleveland, OH
Wed Aug 07 2002, 7:05 PM EDT
Att: 37,888 - Sunny - 70 F

AB	32
R	2
H	6
RBI	1
BB	0
SO	10
LOB	9



Batter	1	2	3	4	5	6	7	8	9	AB	R	H	RBI	BB	SO	LOB	BOTTOM																					
Matt Lawton, L OBP: 0.345, SLG: 0.415	P6		L7		E3		G5-4-3			4	0	0	1	0	0	3																						
Omar Vizquel, S OBP: 0.383, SLG: 0.472	L7		B2-3		SF7		K			3	0	0	1	0	1	1																						
Lee Stevens, L OBP: 0.322, SLG: 0.387	F7		G3		CS					3	0	1	0	1	0	0																						
Jim Thome, L OBP: 0.428, SLG: 0.633		SH		K						3	2	1	0	1	1	1																						
Milton Bradley, S OBP: 0.318, SLG: 0.420		SH								2	0	0	0	1	1	3																						
Ricky Gutierrez, R OBP: 0.325, SLG: 0.349		FC6-4		G6-4-3		FC1-5				4	1	1	1	0	1	3																						
Karim Garcia, L OBP: 0.417, SLG: 0.833		HR		G6-4-3						3	1	1	2	0	0	1																						
Travis Fryman, R OBP: 0.310, SLG: 0.351		HR				G3				2	1	1	0	1	1	0																						
Einar Diaz, R OBP: 0.259, SLG: 0.298		K								3	1	2	0	0	0	0																						
Inning Stats	R: 0 E: 0 K: 0 S: 5	H: 0 LOB: 0 BB: 0 P: 7	R: 3 E: 1 K: 1 S: 15	H: 2 LOB: 0 BB: 0 P: 19	R: 0 E: 0 K: 0 S: 7	H: 0 LOB: 0 BB: 0 P: 9	R: 0 E: 0 K: 1 S: 6	H: 0 LOB: 0 BB: 1 P: 13	R: 2 E: 1 K: 0 S: 9	H: 2 LOB: 0 BB: 0 P: 17	R: 1 E: 0 K: 0 S: 10	H: 1 LOB: 1 BB: 2 P: 20	R: 0 E: 0 K: 1 S: 9	H: 1 LOB: 1 BB: 1 P: 15	R: 0 E: 0 K: 2 S: 9	H: 1 LOB: 1 BB: 0 P: 16	1B: 4 2B: 2 3B: 0 HR: 1	SF: 1 SAC: 1 DP: 2 HBP: 0	WP: 0 PA: 34 CS: 1																			
PITCHER	IP	WLS	BF	H	R	ER	SO	BB	IBB	HBP	BLK	WP	HR	S	P	ERA	WHIP	PITCHER				IP	WLS	BF	H	R	ER	SO	BB	IBB	HBP	BLK	WP	HR	S	P	ERA	WHIP
Tanyon Sturtze, R ERA: 4.9	(1, 1)	8.0	L	33	7	6	4	5	4	0	0	0	0	1	70	116	4.50	1.375																				

Tampa Bay Devil Rays @ Cleveland Indians
Jacobs Field, Cleveland, OH
Wed Aug 07 2002, 7:05 PM EDT
Att: 37,888 - Sunny - 70 F

AB	27
R	6
H	7
RBI	5
BB	4
SO	5
LOB	12



Batter	1	2	3	4	5	6	7	8	9	AB	R	H	RBI	BB	SO	LOB	TOP					
Omar Vizquel, S OBP: 0.395, SLG: 0.454 (1, 6)	P6		K		K	K		F9		5	0	0	0	0	3	3	Cleveland Indians @ Tampa Bay Devil Rays Tropicana Field, St. Petersburg, FL Tue Aug 13 2002, 7:15 PM EDT Att: 11,779 - Dome - 72 F livebaseballscorecards.com					
Matt Lawton, L OBP: 0.346, SLG: 0.402 (1, 7)	BB			P6	BB		BB	G4-3		3	1	1	2	2	0	0						
Ellis Burks, R OBP: 0.348, SLG: 0.528 (1, 10)	P4			K	BB	BB	P4	K		5	1	1	0	0	2	2						
Jim Thome, L OBP: 0.428, SLG: 0.636 (1, 3)	F7			HR	HR	BB	K	2B		4	2	2	1	1	1	2						
Lee Stevens, L OBP: 0.326, SLG: 0.386 (1, 9)		K		1B	HR	BB	K	BB		3	1	1	1	2	2	1						
Karim Garcia, L OBP: 0.281, SLG: 0.531 (1, 8)	G3-1			P6	HR			P6		5	2	2	4	0	0	3						
Ricky Gutierrez, R OBP: 0.329, SLG: 0.350 (1, 4)	K							G6-4-3		3	1	1	0	0	2	0						
Travis Fryman, R OBP: 0.303, SLG: 0.340 (1, 5)			G1-3		SH3-4	1B	G5-3	G6-4-3		3	1	1	0	1	0	0						
Einar Diaz, R OBP: 0.258, SLG: 0.291 (1, 2)	G6-3			SH3-4			G5-3	G6-4-3		3	0	0	0	0	2	2						
Inning Stats	R: 0 E: 0 K: 0 S: 8	H: 0 LOB: 1 BB: 1 P: 15	R: 0 E: 0 K: 2 S: 8	H: 0 LOB: 0 BB: 0 P: 11	R: 0 E: 0 K: 1 S: 9	H: 0 LOB: 0 BB: 0 P: 14	R: 1 E: 0 K: 1 S: 12	H: 2 LOB: 1 BB: 0 P: 18	R: 7 E: 0 K: 2 S: 20	H: 5 LOB: 0 BB: 2 P: 34	R: 0 E: 0 K: 1 S: 7	H: 0 LOB: 0 BB: 0 P: 10	R: 0 E: 0 K: 2 S: 9	H: 0 LOB: 1 BB: 1 P: 16	R: 1 E: 0 K: 0 S: 8	H: 1 LOB: 1 BB: 1 P: 19	R: 0 E: 0 K: 1 S: 16	H: 1 LOB: 2 BB: 1 P: 30	1B: 6 2B: 1 3B: 0 HR: 2	SF: 0 SAC: 1 DP: 1 HBP: 1	WP: 0 PB: 0 SB: 0 CS: 0	PA: 42
PITCHER	IP	WLS	BF	H	R	ER	SO	BB	IBB	HBP	BLK	WP	HR	S	P	ERA	WHIP					
Tanyon Sturtze, R ERA: 5.16 (1, 1)	6.0	L	28	7	8	8	7	3	0	0	0	0	2	64	102	12.00	1.667					
Brandon Backe, R ERA: 6.75 (7, 1)	2.0		9	1	1	1	2	2	0	1	0	0	0	17	35	4.50	1.500					
Travis Phelps, R ERA: 6.2 (9, 1)	1.0		5	1	0	0	1	1	0	0	0	0	0	16	30	0.00	2.000					

Batter	1	2	3	4	5	6	7	8	9	AB	R	H	RBI	BB	SO	LOB	BOTTOM					
Randy Winn, S OBP: 0.360, SLG: 0.467 (1, 8)	F3	F7			G5-3		F7		1B	5	0	1	2	0	0	1	Cleveland Indians @ Tampa Bay Devil Rays Tropicana Field, St. Petersburg, FL Tue Aug 13 2002, 7:15 PM EDT Att: 11,779 - Dome - 72 F livebaseballscorecards.com					
13 Carl Crawford, L OBP: 0.292, SLG: 0.453 (1, 7)	P6		G3		G3		F8		K	5	0	0	0	0	1	2						
Aubrey Huff, L OBP: 0.350, SLG: 0.496 (1, 10)	1B		2B			1B		F7	G3	5	1	3	0	0	0	2						
18 Jared Sandberg, R OBP: 0.287, SLG: 0.475 (1, 5)	K		F7			K		G5-3		4	0	0	0	0	2	3						
Steve Cox, L OBP: 0.342, SLG: 0.424 (1, 3)		SH5-4	K			WP		K		2	1	0	0	2	2	1						
Toby Hall, R OBP: 0.254, SLG: 0.325 (1, 2)		G3		P4		F3		E	1B	3	2	1	0	1	0	2						
Jason Conti, L OBP: 0.321, SLG: 0.385 (1, 9)		SH5-4		K		1B		K		3	0	1	1	0	2	1						
Andy Sheets, R OBP: 0.371, SLG: 0.556 (1, 4)		G3		CS		F9		E	1B	3	1	1	1	1	0	3						
Chris Gomez, R OBP: 0.302, SLG: 0.401 (1, 6)		2B		CS		K		L8	E6	4	0	1	1	0	1	2						
Inning Stats	R: 0 E: 0 K: 1 S: 9	H: 1 LOB: 1 BB: 0 P: 15	R: 2 E: 0 K: 0 S: 8	H: 1 LOB: 2 BB: 2 P: 17	R: 0 E: 0 K: 1 S: 7	H: 1 LOB: 0 BB: 0 P: 10	R: 0 E: 0 K: 1 S: 11	H: 1 LOB: 0 BB: 0 P: 14	R: 0 E: 0 K: 1 S: 6	H: 0 LOB: 0 BB: 0 P: 8	R: 1 E: 0 K: 1 S: 12	H: 2 LOB: 2 BB: 1 P: 22	R: 0 E: 0 K: 0 S: 4	H: 0 LOB: 0 BB: 0 P: 7	R: 0 E: 0 K: 1 S: 9	H: 0 LOB: 0 BB: 0 P: 14	R: 2 E: 1 K: 2 S: 16	H: 2 LOB: 2 BB: 1 P: 25	1B: 5 2B: 3 3B: 0 HR: 0	SF: 0 SAC: 1 DP: 0 HBP: 0	WP: 1 PB: 0 SB: 0 CS: 1	PA: 40
PITCHER	IP	WLS	BF	H	R	ER	SO	BB	IBB	HBP	BLK	WP	HR	S	P	ERA	WHIP					
CC Sabathia, L ERA: 5.24 (1, 1)	7.0		29	6	3	3	5	3	0	0	0	0	0	93	144	3.86	1.286					
53 Carl Sadler, L ERA: (8, 1)	1.0		3	0	0	0	1	0	0	0	0	0	0	9	14	0.00	0.000					
Dave Elder, R ERA: 4.66 (9, 1)	0.1		5	2	2	1	1	1	0	0	0	0	0	12	20	27.00	9.000					
Mark Wohlers, R ERA: 4.96 (9, 1)	0.2	S	2	0	0	0	1	0	0	0	0	0	0	4	5	0.00	0.000					

Batter	1	2	3	4	5	6	7	8	9	AB	R	H	RBI	BB	SO	LOB	TOP					
Omar Vizquel, S OBP: 0.354, SLG: 0.452 (1, 6)	G4-3		G6-4-3 HR 1B		SH2-3		G4-6-3		G6-3	4	1	1	0	0	0	1	Cleveland Indians @ Tampa Bay Devil Rays Tropicana Field, St. Petersburg, FL Wed Aug 14 2002, 7:15 PM EDT Att: 10,455 - Dome - 72 F					
Matt Lawton, L OBP: 0.344, SLG: 0.399 (1, 7)	G3-1		G6-4-3 1B		K			L6	K	5	0	1	0	0	2	1						
Ellis Burks, R OBP: 0.352, SLG: 0.530 (1, 10)	1B		G6-4-3 1-2 2-3		1B			2B	1B	4	1	3	1	0	0	2						
Jim Thome, L OBP: 0.429, SLG: 0.646 (1, 3)	F7		HR		G3-1			2B	2B	4	2	2	2	0	0	2						
Lee Stevens, L OBP: 0.326, SLG: 0.385 (1, 9)			L8					2B	2B	3	0	1	0	0	1	0						
Travis Fryman, R OBP: 0.305, SLG: 0.340 (7, 5)								IBB		0	1	0	0	1	0	0						
Karim Garcia, L OBP: 0.306, SLG: 0.556 (1, 8)					F8			F9	2B	4	0	2	3	0	0	1						
Ricky Gutierrez, R OBP: 0.325, SLG: 0.346 (1, 4)	1B				G6-4-3 1-2			2B		4	0	0	0	0	0	2						
Bill Selby, L OBP: 0.277, SLG: 0.319 (1, 5)					G5-3			F9		3	0	0	0	1	1							
Einar Diaz, R OBP: 0.261, SLG: 0.291 (1, 2)	G4-3				G4-3			G3-1		3	1	1	0	0	0	2						
Inning Stats	R: 0 E: 0 K: 0 S: 7	H: 1 LOB: 1 BB: 0 P: 11	R: 0 E: 0 K: 1 S: 12	H: 1 LOB: 2 BB: 1 P: 19	R: 2 E: 0 K: 0 S: 14	H: 3 LOB: 0 BB: 0 P: 18	R: 0 E: 0 K: 0 S: 5	H: 0 LOB: 0 BB: 0 P: 9	R: 1 E: 0 K: 1 S: 9	H: 2 LOB: 1 BB: 0 P: 11	R: 0 E: 0 K: 0 S: 7	H: 1 LOB: 0 BB: 0 P: 9	R: 0 E: 0 K: 1 S: 11	H: 0 LOB: 0 BB: 0 P: 16	R: 3 E: 0 K: 0 S: 8	H: 3 LOB: 1 BB: 1 P: 15	R: 0 E: 0 K: 1 S: 8	H: 0 LOB: 0 BB: 0 P: 11	1B: 8 2B: 2 3B: 0 HR: 1	SF: 0 SAC: 1 DP: 3 HBP: 1	WP: 0 PB: 0 SB: 0 CS: 0	PA: 38
PITCHER	IP	WLS	BF	H	R	ER	SO	BB	IBB	HBP	BLK	WP	HR	S	P	ERA	WHIP					
Paul Wilson, R ERA: 3.83 (1, 1)	7.1	L	30	9	4	4	3	1	0	1	0	0	1	68	97	4.91	1.364					
Wilson Alvarez, L ERA: 5.82 (8, 1)	1.2		8	2	2	2	1	0	1	0	0	0	0	13	22	10.80	1.200					

AB 34
R 6
H 11
RBI 6
BB 2
SO 4
LOB 12



Batter	1	2	3	4	5	6	7	8	9	AB	R	H	RBI	BB	SO	LOB	BOTTOM					
Randy Winn, S OBP: 0.360, SLG: 0.465 (1, 8)	13 CS BB		K		13 2B 1B		L1		E4	4	0	1	0	1	1	0	Cleveland Indians @ Tampa Bay Devil Rays Tropicana Field, St. Petersburg, FL Wed Aug 14 2002, 7:15 PM EDT Att: 10,455 - Dome - 72 F					
13 Carl Crawford, L OBP: 0.297, SLG: 0.460 (1, 7)	CS 1B		G3		2B			P6	K	5	0	2	0	0	1	1						
Aubrey Huff, L OBP: 0.352, SLG: 0.507 (1, 10)	1B				G1-3			G1-3		4	1	2	1	0	0	2						
18 Jared Sandberg, R OBP: 0.290, SLG: 0.474 (1, 5)	K				HR			1B		3	1	1	0	1	2	3						
Steve Cox, L OBP: 0.341, SLG: 0.425 (1, 3)			K		2B			K		4	0	1	0	0	2	1						
John Flaherty, R OBP: 0.307, SLG: 0.394 (1, 2)					SF7			3B	2B	3	1	2	1	0	1	0						
Jason Conti, L OBP: 0.319, SLG: 0.392 (1, 9)			K		K			P6		4	1	1	1	0	2	2						
Andy Sheets, R OBP: 0.348, SLG: 0.517 (1, 4)	F9				L7			G6-3	G5-3	4	0	0	1	0	0	2						
Chris Gomez, R OBP: 0.299, SLG: 0.396 (1, 6)			P6		F9			G5-3	G5-3	4	0	0	0	0	0	0						
Inning Stats	R: 0 E: 0 K: 1 S: 14	H: 2 LOB: 1 BB: 1 P: 24	R: 0 E: 0 K: 2 S: 17	H: 1 LOB: 1 BB: 0 P: 23	R: 0 E: 0 K: 1 S: 6	H: 0 LOB: 0 BB: 0 P: 8	R: 2 E: 0 K: 1 S: 15	H: 2 LOB: 1 BB: 1 P: 28	R: 0 E: 0 K: 1 S: 13	H: 2 LOB: 2 BB: 0 P: 21	R: 0 E: 0 K: 1 S: 8	H: 0 LOB: 0 BB: 0 P: 12	R: 0 E: 0 K: 0 S: 9	H: 0 LOB: 0 BB: 0 P: 12	R: 0 E: 0 K: 1 S: 11	H: 1 LOB: 1 BB: 0 P: 15		R: 2 E: 1 K: 1 S: 21	H: 2 LOB: 1 BB: 0 P: 27	1B: 4 2B: 4 3B: 1 HR: 1	SF: 1 SAC: 0 DP: 0 HBP: 0	WP: 0 PB: 0 SB: 0 CS: 2
PITCHER	IP	WLS	BF	H	R	ER	SO	BB	IBB	HBP	BLK	WP	HR	S	P	ERA	WHIP					
Danys Baez, R ERA: 4.36 (1, 1)	5.0	W	22	7	2	2	6	2	0	0	0	0	0	65	104	3.60	1.800					
Terry Mulholland, L ERA: 6.6 (6, 1)	3.0	H	12	3	2	2	2	0	0	0	0	0	0	37	51	6.00	1.000					
Mark Wohlers, R ERA: 4.86 (9, 1)	1.0	S	4	0	0	0	1	0	0	0	0	0	0	12	15	0.00	0.000					


AB 35
R 4
H 10
RBI 4
BB 2
SO 9
LOB 11



Batter	1	2	3	4	5	6	7	8	9	AB	R	H	RBI	BB	SO	LOB	TOP		
Coco Crisp, S (1, 8)	F7		G4-3			F9 1B BB		G5-3	L4	4	1	0	0	1	0	0			
Omar Vizquel, S OBP: 0.352, SLG: 0.448 (1, 6)	F8		F2			F9		F7		4	0	0	0	0	0	1			
Ellis Burks, R OBP: 0.355, SLG: 0.534 (1, 10)	2B			P4		BB 1B		BB 1B		3	0	2	1	1	0	0			
Jim Thome, L OBP: 0.429, SLG: 0.643 (1, 3)	G4-3			L1		FC6-4 BB		BB 1B		3	0	1	0	1	0	1			
Travis Fryman, R OBP: 0.305, SLG: 0.339 (1, 5)		G4-3 1B		G5-3		FC6-4 BB		P4		4	0	1	0	0	0	4			
Matt Lawton, L OBP: 0.344, SLG: 0.398 (1, 7)	G4-3			F8				G4-3	HR 1B	4	1	1	0	0	0	1			
Karim Garcia, L OBP: 0.375, SLG: 0.658 (1, 9)		FC5-4 BB		CS 1B				FC4-6 BB	HR	2	1	2	2	2	0	0			
John McDonald, R OBP: 0.315, SLG: 0.348 (1, 4)		FC5-4		G4-3				FC4-6	G1-3	4	0	0	0	0	0	3			
Eddie Pérez, R OBP: 0.295, SLG: 0.326 (1, 2)			G6-3					F9	L3	4	0	0	0	0	0	1			
Inning Stats	R: 0 H: 1 E: 0 K: 0 S: 7	H: 1 LOB: 1 BB: 0 P: 10	R: 0 H: 1 E: 0 K: 0 S: 6	H: 1 LOB: 1 BB: 1 P: 14	R: 0 H: 0 E: 0 K: 0 S: 6	H: 0 LOB: 0 BB: 0 P: 8	R: 0 H: 0 E: 0 K: 0 S: 14	H: 0 LOB: 0 BB: 0 P: 21	R: 0 H: 1 E: 0 K: 0 S: 5	H: 2 LOB: 2 BB: 2 P: 9	R: 0 H: 0 E: 0 K: 0 S: 6	H: 0 LOB: 1 BB: 1 P: 11	R: 0 H: 1 E: 0 K: 0 S: 11	H: 1 LOB: 2 BB: 1 P: 20	R: 2 H: 2 E: 0 K: 0 S: 7	H: 2 LOB: 0 BB: 0 P: 7	1B: 5 2B: 1 3B: 0 HR: 1	SF: 0 SAC: 0 DP: 1 HBP: 0	WP: 0 PA: 37 SB: 0 CS: 1
PITCHER	IP	WLS	BF	H	R	ER	SO	BB	IBB	HBP	BLK	WP	HR	S	P	ERA	WHIP		
Joe Kennedy, L ERA: 4.13 (1, 1)	8.0		32	5	1	1	0	5	0	0	0	0	0	64	115	1.12	1.250		
Travis Harper, R ERA: 3.95 (9, 1)	1.0	W	5	2	2	2	0	0	0	0	0	0	1	7	7	18.00	2.000		

Cleveland Indians @ Tampa Bay Devil Rays
Tropicana Field, St. Petersburg, FL
Thu Aug 15 2002, 7:15 PM EDT
Att: 10,778 - Dome - 72 F

AB 32
R 3
H 7
RBI 3
BB 5
SO 0
LOB 11



Batter	1	2	3	4	5	6	7	8	9	AB	R	H	RBI	BB	SO	LOB	BOTTOM				
Randy Winn, S OBP: 0.357, SLG: 0.461 (1, 8)	K		F7			F2		K		4	0	0	0	0	2	1					
13 Carl Crawford, L OBP: 0.286, SLG: 0.442 (1, 7)	B3			G6-3		G4-3			G3	4	0	0	0	0	0	0					
Aubrey Huff, L OBP: 0.354, SLG: 0.507 (1, 10)	G1-3			G4-6-3 1B		G4-3			F8 HR 1B	4	1	2	0	0	0	0					
Steve Cox, L OBP: 0.343, SLG: 0.425 Jason Conti, L OBP: 0.319, SLG: 0.392 (9, PR)				L3 1B		G4-6-3 1B		F7		4	0	2	0	0	0	1					
John Flaherty, R OBP: 0.306, SLG: 0.391 (1, 2)		L3				1B SF9 1B		F9		4	1	1	0	0	0	3					
Andy Sheets, R OBP: 0.357, SLG: 0.565 (1, 5)		B1				F9			F8	4	1	2	3	0	0	1					
Ben Grieve, L OBP: 0.343, SLG: 0.398 (1, 9)								G4-3	HR	3	0	1	0	0	0	1					
Chris Gomez, R OBP: 0.297, SLG: 0.394 (1, 6)									G3	2	0	0	1	0	0	0					
Felix Escalona, R OBP: 0.268, SLG: 0.314 (1, 4)									K	3	0	1	0	0	1	1					
Inning Stats	R: 0 H: 0 E: 0 K: 1 S: 7	H: 0 LOB: 0 BB: 0 P: 9	R: 0 H: 1 E: 0 K: 0 S: 4	H: 1 LOB: 0 BB: 0 P: 7	R: 0 H: 1 E: 0 K: 0 S: 6	H: 1 LOB: 1 BB: 0 P: 10	R: 0 H: 1 E: 0 K: 0 S: 7	H: 1 LOB: 0 BB: 0 P: 10	R: 1 H: 2 E: 0 K: 0 S: 10	H: 2 LOB: 1 BB: 0 P: 13	R: 0 H: 0 E: 0 K: 0 S: 6	H: 0 LOB: 0 BB: 0 P: 9	R: 0 H: 1 E: 0 K: 0 S: 7	H: 1 LOB: 1 BB: 0 P: 10	R: 0 H: 0 E: 0 K: 2 S: 11	H: 0 LOB: 0 BB: 0 P: 15	R: 3 H: 3 E: 0 K: 0 S: 11	H: 3 LOB: 1 BB: 0 P: 17	1B: 7 2B: 1 3B: 1 HR: 1	SF: 1 SAC: 0 DP: 2 HBP: 0	WP: 0 PA: 33 SB: 0 CS: 0
PITCHER	IP	WLS	BF	H	R	ER	SO	BB	IBB	HBP	BLK	WP	HR	S	P	ERA	WHIP				
37 Jake Westbrook, R ERA: 4.5 (1, 1)	8.0		28	6	1	1	3	6	0	0	0	0	0	58	83	1.12	0.750				
Mark Wohlers, R ERA: 5.3 (9, 1)	0.2	L	5	3	3	3	0	0	0	0	0	0	1	11	17	40.50	4.500				

Cleveland Indians @ Tampa Bay Devil Rays
Tropicana Field, St. Petersburg, FL
Thu Aug 15 2002, 7:15 PM EDT
Att: 10,778 - Dome - 72 F

AB 32
R 4
H 9
RBI 4
BB 0
SO 3
LOB 8



Batter	1	2	3	4	5	6	7	8	9	AB	R	H	RBI	BB	SO	LOB	TOP											
Coco Crisp, S OBP: 0.400, SLG: 0.333 (1, 8)	G1-3		1B					1B BB 1B	K	5	1	3	0	0	1	0	Cleveland Indians @ Anaheim Angels Edison International Field, Anaheim, CA Fri Aug 16 2002, 10:05 PM EDT Att: 41,356 - Sunny - 70 F											
Omar Vizquel, S OBP: 0.351, SLG: 0.446 (1, 6)	G2-3		G3					BB FC4-6 1B		4	1	1	0	0	0	2												
Ellis Burks, R OBP: 0.357, SLG: 0.541 (1, 10)	K							FC4-6 BB 1B		4	2	2	1	0	1	0												
Jim Thome, L OBP: 0.430, SLG: 0.639 (1, 3)								FC4-6 BB 1B		2	0	0	1	2	0	0												
Karim Garcia, L OBP: 0.364, SLG: 0.619 Bill Selby, L OBP: 0.277, SLG: 0.319 (8, PR) (8, 9)	1B							FC4-6 BB 1B		4	0	1	1	0	0	3												
Matt Lawton, L OBP: 0.345, SLG: 0.399 (1, 7)	L7							G1-4-3 1B		0	0	0	0	0	0	0												
Travis Fryman, R OBP: 0.301, SLG: 0.334 (1, 5)	K							G1-4-3 1B		4	0	0	0	0	1	4												
John McDonald, R OBP: 0.313, SLG: 0.345 (1, 4)			K					K		4	0	1	0	0	2	0												
Einar Diaz, R OBP: 0.259, SLG: 0.288 Lee Stevens, L OBP: 0.325, SLG: 0.384 (9, PH)	F2		F7					K		3	0	0	0	0	0	1												
Inning Stats	R: 0 E: 0 K: 1 S: 10	H: 0 LOB: 0 BB: 0 P: 16	R: 0 E: 0 K: 1 S: 10	H: 1 LOB: 1 BB: 0 P: 16	R: 0 E: 0 K: 1 S: 9	H: 1 LOB: 1 BB: 0 P: 13	R: 1 E: 0 K: 0 S: 9	H: 2 LOB: 1 BB: 1 P: 18	R: 0 E: 0 K: 0 S: 10	H: 1 LOB: 1 BB: 0 P: 13	R: 0 E: 0 K: 0 S: 5	H: 0 LOB: 0 BB: 0 P: 7	R: 0 E: 0 K: 0 S: 10	H: 1 LOB: 1 BB: 0 P: 16	R: 3 E: 0 K: 0 S: 19	H: 4 LOB: 1 BB: 1 P: 32		R: 0 E: 0 K: 3 S: 10	H: 0 LOB: 0 BB: 0 P: 16	1B: 9 2B: 0 3B: 0 HR: 1	SF: 0 SAC: 0 DP: 2 HBP: 0	WP: 0 PB: 0 SB: 1 CS: 0	PA: 37					
PITCHER	IP	WLS	BF	H	R	ER	SO	BB	IBB	HBP	BLK	WP	HR	S	P	ERA	WHIP											
41 John Lackey, R ERA: 3.17	(1, 1)	7.0	W	27	6	1	1	3	1	0	0	0	0	1	63	99	1.29	1.000										
Brendan Donnelly, R ERA: 2.93	(8, 1)	0.0		4	3	3	3	0	1	0	0	0	0	0	10	19	∞	∞										
Ben Weber, R ERA: 2.89	(8, 1)	1.0	H	3	1	0	0	0	0	0	0	0	0	9	13	0.00	1.000											
Troy Percival, R ERA: 1.82	(9, 1)	1.0	S	3	0	0	0	3	0	0	0	0	0	10	16	0.00	0.000											

Batter	1	2	3	4	5	6	7	8	9	AB	R	H	RBI	BB	SO	LOB	BOTTOM											
David Eckstein, R OBP: 0.364, SLG: 0.399 (1, 6)	2B G4-3 1B							1B		3	1	2	1	0	0	1	Cleveland Indians @ Anaheim Angels Edison International Field, Anaheim, CA Fri Aug 16 2002, 10:05 PM EDT Att: 41,356 - Sunny - 70 F											
Darin Erstad, L OBP: 0.324, SLG: 0.402 (1, 8)	G4-3 G3-1 2B							P6		4	1	1	0	0	0	5												
Orlando Palmeiro, L OBP: 0.344, SLG: 0.337 (1, 9)	G4-3							1B		3	0	2	1	1	0	1												
16 Garret Anderson, L OBP: 0.331, SLG: 0.535 (1, 7)	G3-1							K		4	0	0	1	0	1	3												
Troy Glaus, R OBP: 0.348, SLG: 0.430 (1, 5)	K							F2		4	0	0	0	0	2	2												
Brad Fullmer, L OBP: 0.342, SLG: 0.523 (1, 10)								G3		4	2	2	0	0	0	2												
Scott Spiezio, S OBP: 0.376, SLG: 0.433 (1, 3)	SH3-4 2B 1B							F8		2	1	1	0	2	0	0												
Bengie Molina, R OBP: 0.286, SLG: 0.330 (1, 2)	SH3-4 2B BB							L6		3	0	1	0	0	0	1												
Adam Kennedy, L OBP: 0.332, SLG: 0.417 (1, 4)	2B							F9		4	0	1	2	0	1	4												
Inning Stats	R: 2 E: 0 K: 1 S: 12	H: 2 LOB: 1 BB: 1 P: 18	R: 2 E: 0 K: 0 S: 14	H: 2 LOB: 1 BB: 1 P: 25	R: 0 E: 0 K: 1 S: 5	H: 0 LOB: 0 BB: 1 P: 13	R: 1 E: 0 K: 1 S: 19	H: 2 LOB: 2 BB: 1 P: 29	R: 0 E: 0 K: 0 S: 7	H: 2 LOB: 2 BB: 0 P: 8	R: 0 E: 0 K: 1 S: 8	H: 1 LOB: 1 BB: 0 P: 13	R: 0 E: 0 K: 0 S: 8	H: 0 LOB: 0 BB: 0 P: 11	1B: 8 2B: 2 3B: 0 HR: 0	SF: 1 SAC: 1 DP: 1 HBP: 0		WP: 0 PB: 0 SB: 0 CS: 0	PA: 36									
PITCHER	IP	WLS	BF	H	R	ER	SO	BB	IBB	HBP	BLK	WP	HR	S	P	ERA	WHIP											
Ryan Drese, R ERA: 6.73	(1, 1)	4.0	L	20	6	5	5	3	3	0	0	0	0	0	50	85	11.25	2.250										
Dave Burba, R ERA: 5.32	(5, 1)	2.0		9	3	0	0	0	0	0	0	0	0	16	20	0.00	1.500											
53 Carl Sadler, L ERA:	(7, 1)	1.0		4	1	0	0	1	0	0	0	0	0	8	13	0.00	1.000											
Jerrod Riggan, R ERA: 7.29	(8, 1)	1.0		3	0	0	0	0	0	0	0	0	0	8	11	0.00	0.000											



Batter	1	2	3	4	5	6	7	8	9	AB	R	H	RBI	BB	SO	LOB	TOP					
Coco Crisp, S OBP: 0.467, SLG: 0.500 (1, 8)	B3		2B		L3		1B		G5-3	5	1	3	2	0	0	0	Cleveland Indians @ Anaheim Angels Edison International Field, Anaheim, CA Sat Aug 17 2002, 10:05 PM EDT Att: 39,866 - Cloudy - 69 F					
Omar Vizquel, S OBP: 0.351, SLG: 0.446 (1, 6)	P3		F9		L3		1B		FC6-4	5	1	2	1	0	0	2						
Ellis Burks, R OBP: 0.357, SLG: 0.542 (1, 10)	G5-3						1B		FC6-4	5	1	2	0	0	0	1						
Jim Thome, L OBP: 0.430, SLG: 0.643 (1, 3)		G1-3		G3			HR		G4-3	4	2	1	1	1	0	2						
Travis Fryman, R OBP: 0.301, SLG: 0.342 (1, 5)	K			G5-3			F8			4	1	1	3	0	1	1						
Matt Lawton, L OBP: 0.344, SLG: 0.396 (1, 7)	G4-3						G6-3		G5-3	3	0	0	0	1	0	0						
Karim Garcia, L OBP: 0.354, SLG: 0.587 (1, 9)			F7	K			F8		G3-6-3	4	0	1	0	0	1	2						
John McDonald, R OBP: 0.318, SLG: 0.352 (1, 4)			G5-3				1B		G3-6-3	3	2	1	0	1	0	1						
Einar Diaz, R OBP: 0.259, SLG: 0.288 (1, 2)			2B		G4-3		G4-3		P6	4	1	1	0	0	0	2						
Inning Stats	R: 0 E: 0 K: 0 S: 5	H: 0 LOB: 0 BB: 0 P: 8	R: 0 E: 0 K: 1 S: 7	H: 0 LOB: 0 BB: 0 P: 11	R: 1 E: 0 K: 0 S: 9	H: 2 LOB: 1 BB: 0 P: 9	R: 0 E: 0 K: 1 S: 14	H: 1 LOB: 2 BB: 1 P: 22	R: 1 E: 0 K: 0 S: 7	H: 2 LOB: 0 BB: 0 P: 9	R: 1 E: 0 K: 0 S: 8	H: 1 LOB: 0 BB: 0 P: 15	R: 6 E: 1 K: 0 S: 19	H: 4 LOB: 0 BB: 2 P: 38	R: 0 E: 0 K: 0 S: 6	H: 1 LOB: 0 BB: 0 P: 7	R: 0 E: 0 K: 0 S: 10	H: 1 LOB: 1 BB: 0 P: 12	1B: 7 2B: 4 3B: 0 HR: 2	SF: 0 SAC: 0 DP: 2 HBP: 0	WP: 0 PB: 0 SB: 0 CS: 0	PA: 40
PITCHER	IP	WLS	BF	H	R	ER	SO	BB	IBB	HBP	BLK	WP	HR	S	P	ERA	WHIP					
Jarrod Washburn, L ERA: 3.24 (1, 1)	6.2	L	30	9	7	7	2	2	0	0	0	0	1	63	97	9.45	1.650					
Al Levine, R ERA: 3.35 (7, 1)	0.1		3	1	2	2	0	0	1	0	0	0	1	6	15	54.00	3.000					
62 Scot Shields, R ERA: 2.64 (8, 1)	2.0		7	2	0	0	0	0	0	0	0	0	0	16	19	0.00	1.000					

AB	37
R	9
H	12
RBI	7
BB	3
SO	2
LOB	11



Batter	1	2	3	4	5	6	7	8	9	AB	R	H	RBI	BB	SO	LOB	BOTTOM					
David Eckstein, R OBP: 0.365, SLG: 0.398 (1, 6)	16 S 16 S 1B		P4		G4-3		HBP		K	3	1	1	0	0	0	2	Cleveland Indians @ Anaheim Angels Edison International Field, Anaheim, CA Sat Aug 17 2002, 10:05 PM EDT Att: 39,866 - Cloudy - 69 F					
Benji Gil, R OBP: 0.298, SLG: 0.404 (9, 6)					L4		K		L8	5	0	0	0	0	3	6						
Darin Erstad, L OBP: 0.320, SLG: 0.397 (1, 8)	K		K		L4		K		L8	5	0	0	0	0	3	6						
Orlando Palmeiro, L OBP: 0.354, SLG: 0.340 (1, 9)	16 S 16 S BB		SF9		BB		F9		G6-3	1	1	1	0	2	0	0						
Alex Ochoa, R OBP: 0.356, SLG: 0.377 (7, PH) (8, 9)	16 S 16 S BB		SF9		BB		F9		G6-3	2	0	0	0	0	0	0						
16 Garret Anderson, L OBP: 0.333, SLG: 0.535 (1, 7)	1B		K		F9		F9		1B	4	0	2	1	0	1	4						
Troy Glaus, R OBP: 0.347, SLG: 0.436 (1, 5)	SF9		K		F9		1B		1B	3	1	1	2	0	1	0						
Brad Fullmer, L OBP: 0.341, SLG: 0.519 (1, 10)	F9		K		F8		1B		G5-4-3	3	0	0	0	0	0	1						
Scott Spiezio, S OBP: 0.377, SLG: 0.430 (1, 3)			F9		CS		BB		F8	2	0	0	0	2	0	1						
Bengie Molina, R OBP: 0.288, SLG: 0.332 (1, 2)			F7		CS		BB		G5-4-3	4	0	2	0	0	0	1						
Adam Kennedy, L OBP: 0.334, SLG: 0.426 (1, 4)			P6		CS		BB		G5-4-3	4	1	2	1	0	0	2						
Inning Stats	R: 2 E: 0 K: 1 S: 12	H: 2 LOB: 1 BB: 1 P: 20	R: 0 E: 0 K: 0 S: 6	H: 0 LOB: 0 BB: 0 P: 7	R: 0 E: 0 K: 2 S: 12	H: 1 LOB: 0 BB: 0 P: 16	R: 0 E: 0 K: 0 S: 8	H: 0 LOB: 1 BB: 1 P: 19	R: 0 E: 0 K: 0 S: 7	H: 2 LOB: 3 BB: 1 P: 14	R: 1 E: 0 K: 1 S: 13	H: 2 LOB: 0 BB: 1 P: 22	R: 0 E: 0 K: 1 S: 6	H: 1 LOB: 0 BB: 0 P: 10	R: 0 E: 0 K: 0 S: 5	H: 0 LOB: 0 BB: 0 P: 10	R: 1 E: 0 K: 1 S: 10	H: 1 LOB: 0 BB: 0 P: 12	1B: 7 2B: 0 3B: 0 HR: 2	SF: 1 SAC: 0 DP: 1 HBP: 2	WP: 0 PB: 0 SB: 4 CS: 1	PA: 40
PITCHER	IP	WLS	BF	H	R	ER	SO	BB	IBB	HBP	BLK	WP	HR	S	P	ERA	WHIP					
Jason Phillips, R ERA: 4.25 (6, 1)	5.2	W	4	1	0	0	2	0	0	0	0	0	0	9	13	0.00	0.750					
53 Carl Sadler, L ERA: (8, 1)	1.1		4	1	0	0	0	0	0	1	0	0	0	5	10	0.00	0.000					
David Riske, R ERA: 5.68 (9, 1)	1.0		3	0	0	0	0	0	0	1	0	0	1	10	12	9.00	1.000					
Terry Mulholland, L ERA: 6.65 (9, 1)	1.0		4	1	1	1	1	0	0	0	0	0	1	10	12	9.00	1.000					



Batter	1	2	3	4	5	6	7	8	9	AB	R	H	RBI	BB	SO	LOB	TOP				
Coco Crisp, S OBP: 0.421, SLG: 0.412 (1, 8)	4-0 1B SF8 BB		1-3 K		0-1 P4			0-1 P4		3	1	0	0	1	1	2	Cleveland Indians @ Anaheim Angels Edison International Field, Anaheim, CA Sun Aug 18 2002, 8:05 PM EDT Att: 41,059 - Overcast - 70 F				
Omar Vizquel, S OBP: 0.348, SLG: 0.442 (1, 6)	2-2 F9		1-2 P6			2-2 G1-3		0-1 B2-3		4	0	0	0	0	0	2					
Ellis Burks, R OBP: 0.358, SLG: 0.540 (1, 10)	3-1 1B		2-3 K			4-2 WP BB		0-0 P5		3	0	1	0	1	1	1					
Jim Thome, L OBP: 0.428, SLG: 0.643 (1, 3)	3-2 SF8			2-2 F8		0-0 F2		2-2 G4-3 2B		3	0	1	1	0	0	1					
Karim Garcia, L OBP: 0.327, SLG: 0.540 (1, 9)	3-3 K			2-3 K		1-1 F3		0-0 G4-3		4	0	0	0	0	2	3					
Matt Lawton, L OBP: 0.341, SLG: 0.392 (1, 7)		2-1 F7		1-1 G4-3			1-2 G3-1		0-0 F9	4	0	0	0	0	0	1					
Travis Fryman, R OBP: 0.301, SLG: 0.340 (1, 5)		2-2 F9			4-1 G5-3 BB		2-2 F7			2	0	0	0	1	0	0					
John McDonald, R OBP: 0.312, SLG: 0.345 (1, 4)			0-0 G5-3		1-2 F7		0-3 K			3	0	0	0	0	1	1					
Einar Diaz, R OBP: 0.260, SLG: 0.287 (1, 2)					2-1 G5-3			2-2 L9		1	0	0	0	0	0	1					
Bill Selby, L OBP: 0.275, SLG: 0.315 (8, PH)										1	0	0	0	0	0	0					
Eddie Pérez, R OBP: 0.295, SLG: 0.326 (8, 2)				WP HBP						0	0	0	0	0	0	0					
Inning Stats	R: 1 E: 0 K: 1 S: 11	H: 1 LOB: 1 BB: 1 P: 26	R: 0 E: 0 K: 0 S: 6	H: 0 LOB: 0 BB: 0 P: 10	R: 0 E: 0 K: 2 S: 10	H: 0 LOB: 1 BB: 0 P: 15	R: 0 E: 0 K: 1 S: 8	H: 0 LOB: 0 BB: 0 P: 13	R: 0 E: 0 K: 0 S: 8	H: 0 LOB: 1 BB: 1 P: 15	R: 0 E: 0 K: 0 S: 12	H: 0 LOB: 0 BB: 0 P: 19	R: 0 E: 0 K: 1 S: 11	H: 0 LOB: 0 BB: 0 P: 14	R: 0 E: 0 K: 0 S: 8	H: 1 LOB: 1 BB: 0 P: 8	1B: 1 2B: 1 3B: 0 HR: 0	SF: 1 SAC: 0 DP: 0 HBP: 1	WP: 2 PB: 0 SB: 0 CS: 0	PA: 33	
PITCHER	IP	WLS	BF	H	R	ER	SO	BB	IBB	HBP	BLK	WP	HR	S	P	ERA	WHIP				
Kevin Appier, R ERA: 3.99 (1, 1)	6.0	W	23	1	1	1	4	3	0	1	0	2	0	55	98	1.50	0.667				
Brendan Donnelly, R ERA: 2.83 (7, 1)	1.0	H	3	0	0	0	1	0	0	0	0	0	0	11	14	0.00	0.000				
Ben Weber, R ERA: 2.84 (8, 1)	1.0	H	3	0	0	0	0	0	0	0	0	0	0	8	10	0.00	0.000				
Troy Percival, R ERA: 1.77 (9, 1)	1.0	S	4	1	0	0	0	0	0	0	0	0	0	6	8	0.00	1.000				

AB 28
R 1
H 2
RBI 1
BB 3
SO 5
LOB 12



Batter	1	2	3	4	5	6	7	8	9	AB	R	H	RBI	BB	SO	LOB	BOTTOM				
David Eckstein, R OBP: 0.364, SLG: 0.397 (1, 6)	1-3 K		0-1 G5-4-3 1B	0-0 F7			0-0 F8-6-3			4	0	1	0	0	1	2	Cleveland Indians @ Anaheim Angels Edison International Field, Anaheim, CA Sun Aug 18 2002, 8:05 PM EDT Att: 41,059 - Overcast - 70 F				
Darin Erstad, L OBP: 0.320, SLG: 0.396 (1, 8)	2-0 F9		0-1 G5-4-3 1B		1-3 K			1-2 F7		4	0	1	0	0	1	0					
Scott Spiezio, S OBP: 0.376, SLG: 0.427 (1, 3)	3-2 G5-3		0-0 G5-4-3		0-0 G5-3			4-0 2B BB		3	1	0	0	1	0	2					
16 Garret Anderson, L OBP: 0.332, SLG: 0.533 (1, 7)		2-1 1B SF8 BB 1B	2-1 L7		0-1 P5			0-3 K		4	1	1	0	0	1	2					
Troy Glaus, R OBP: 0.350, SLG: 0.438 (1, 5)		4-0 SF8 1B BB		4-2 2B BB		0-0 F9		0-1 1H 2B		2	1	1	1	2	0	0					
Shawn Woolen, R OBP: 0.297, SLG: 0.367 (1, 10)		1-1 1B BB		2-1 1H 2B 2B		3-3 K		2-2 G6-3		4	1	2	1	0	1	1					
Benji Gil, R OBP: 0.290, SLG: 0.396 (1, 4)		0-0 SF8		0-1 L3		1-2 G6-3				2	0	0	1	0	0	1					
José Molina, R OBP: 0.404, SLG: 0.415 (1, 2)		0-0 P3		0-2 F9			0-1 F8			3	0	0	0	0	0	3					
Alex Ochoa, R OBP: 0.359, SLG: 0.384 (1, 9)		0-0 F3		3-2 2H 2B			2-1 F8-6-3 1B			3	0	2	1	0	0	2					
Inning Stats	R: 0 E: 0 K: 1 S: 7	H: 0 LOB: 0 BB: 0 P: 13	R: 1 E: 0 K: 0 S: 7	H: 2 LOB: 2 BB: 1 P: 14	R: 0 E: 0 K: 0 S: 7	H: 2 LOB: 1 BB: 0 P: 9	R: 2 E: 0 K: 0 S: 15	H: 2 LOB: 1 BB: 1 P: 24	R: 0 E: 0 K: 1 S: 6	H: 0 LOB: 0 BB: 0 P: 7	R: 0 E: 0 K: 0 S: 11	H: 0 LOB: 0 BB: 0 P: 15	R: 0 E: 0 K: 0 S: 5	H: 1 LOB: 0 BB: 0 P: 7	R: 1 E: 0 K: 1 S: 12	H: 1 LOB: 1 BB: 1 P: 19	1B: 5 2B: 4 3B: 0 HR: 0	SF: 1 SAC: 0 DP: 2 HBP: 0	WP: 0 PB: 0 SB: 0 CS: 0	PA: 33	
PITCHER	IP	WLS	BF	H	R	ER	SO	BB	IBB	HBP	BLK	WP	HR	S	P	ERA	WHIP				
CC Sabathia, L ERA: 5.2 (1, 1)	8.0	L	33	8	4	4	4	3	0	0	0	0	0	70	108	4.50	1.375				

AB 29
R 4
H 8
RBI 4
BB 3
SO 4
LOB 13



Batter	1	2	3	4	5	6	7	8	9	AB	R	H	RBI	BB	SO	LOB	TOP					
Ray Durham, S OBP: 0.379, SLG: 0.430	G3-1 2B		G5-4-3 BB	G1		F7		F8		5	1	2	1	0	0	4	Oakland Athletics @ Cleveland Indians Jacobs Field, Cleveland, OH Mon Aug 19 2002, 7:05 PM EDT Att: 27,696 - Cloudy - 75 F					
Scott Hatteberg, L OBP: 0.370, SLG: 0.428	G3-1		G5-4-3 BB			L8			3	1	1	0	2	0	2							
Miguel Tejada, R OBP: 0.344, SLG: 0.506	3 HR		G5-4-3	K		FC6-4			5	2	2	1	0	1	6							
3 Eric Chavez, L OBP: 0.342, SLG: 0.526	HR		G6-3		K				5	2	2	5	0	1	1							
Jermaine Dye, R OBP: 0.336, SLG: 0.439	G6-3			2B 1B		K			5	1	2	0	0	1	0							
David Justice, L OBP: 0.383, SLG: 0.407	G6-3			1B 2B		K			5	1	1	0	0	1	1							
Eric Byrnes, R OBP: 0.310, SLG: 0.436	G6-3			1B G1				G3	0	0	0	0	0	0	0							
Mark Ellis, R OBP: 0.356, SLG: 0.416		F9		P6				F8	F9	4	0	0	0	1	0	2						
Terrence Long, L OBP: 0.304, SLG: 0.376		F7		G1 1B IBB		F8		L5		3	0	0	0	1	0	2						
Ramon Hernandez, R OBP: 0.319, SLG: 0.339			K							3	0	2	1	1	1	0						
Inning Stats	R: 3 H: 3 E: 0 K: 0 S: 13	H: 3 LOB: 0 BB: 0 P: 24	R: 0 H: 0 E: 0 K: 1 S: 7	H: 0 LOB: 0 BB: 0 P: 10	R: 0 H: 1 E: 0 K: 0 S: 5	H: 1 LOB: 1 BB: 1 P: 10	R: 2 H: 3 E: 0 K: 1 S: 14	H: 3 LOB: 3 BB: 2 P: 30	R: 0 H: 1 E: 0 K: 2 S: 12	H: 1 LOB: 2 BB: 1 P: 23	R: 0 H: 0 E: 0 K: 1 S: 8	H: 0 LOB: 0 BB: 0 P: 9	R: 0 H: 0 E: 0 K: 0 S: 5	H: 0 LOB: 1 BB: 1 P: 12	R: 3 H: 3 E: 0 K: 0 S: 11	H: 3 LOB: 0 BB: 0 P: 16	1B: 6 2B: 4 3B: 0 HR: 2	SF: 0 SAC: 0 DP: 1 HBP: 0	WP: 0 PB: 0 SB: 0 CS: 0	PA: 43		
PITCHER	IP WLS BF H R ER SO BB IBB HBP BLK WP HR S P ERA WHIP	IP WLS BF H R ER SO BB IBB HBP BLK WP HR S P ERA WHIP	IP WLS BF H R ER SO BB IBB HBP BLK WP HR S P ERA WHIP	IP WLS BF H R ER SO BB IBB HBP BLK WP HR S P ERA WHIP	IP WLS BF H R ER SO BB IBB HBP BLK WP HR S P ERA WHIP	IP WLS BF H R ER SO BB IBB HBP BLK WP HR S P ERA WHIP	IP WLS BF H R ER SO BB IBB HBP BLK WP HR S P ERA WHIP	IP WLS BF H R ER SO BB IBB HBP BLK WP HR S P ERA WHIP	IP WLS BF H R ER SO BB IBB HBP BLK WP HR S P ERA WHIP	IP WLS BF H R ER SO BB IBB HBP BLK WP HR S P ERA WHIP	IP WLS BF H R ER SO BB IBB HBP BLK WP HR S P ERA WHIP	IP WLS BF H R ER SO BB IBB HBP BLK WP HR S P ERA WHIP	IP WLS BF H R ER SO BB IBB HBP BLK WP HR S P ERA WHIP	IP WLS BF H R ER SO BB IBB HBP BLK WP HR S P ERA WHIP	IP WLS BF H R ER SO BB IBB HBP BLK WP HR S P ERA WHIP	IP WLS BF H R ER SO BB IBB HBP BLK WP HR S P ERA WHIP	IP WLS BF H R ER SO BB IBB HBP BLK WP HR S P ERA WHIP					
Danys Baez, R ERA: 4.47	6.0	L	30	9	5	5	4	3	1	0	0	0	0	0	0	0	0	1	60	113	7.50	2.000
Dave Burba, R ERA: 5.23	2.0		7	0	0	0	1	1	0	0	0	0	0	0	0	0	0	0	13	21	0.00	0.500
Mark Wohlers, R ERA: 5.69	1.0		6	3	3	3	0	0	0	0	0	0	0	0	0	0	0	1	11	16	27.00	3.000

AB	38
R	8
H	12
RBI	8
BB	5
SO	5
LOB	18



Batter	1	2	3	4	5	6	7	8	9	AB	R	H	RBI	BB	SO	LOB	BOTTOM					
Coco Crisp, S OBP: 0.435, SLG: 0.476	FC6-5 BLK		K			G1-3				4	0	2	0	0	1	0	Oakland Athletics @ Cleveland Indians Jacobs Field, Cleveland, OH Mon Aug 19 2002, 7:05 PM EDT Att: 27,696 - Cloudy - 75 F					
Bill Selby, L OBP: 0.264, SLG: 0.302	P5		G4-3			F5				4	0	0	0	0	1	2						
Ellis Burks, R OBP: 0.355, SLG: 0.535	FC6-5					F8				4	0	0	0	0	2	1						
Jim Thome, L OBP: 0.431, SLG: 0.655	G6-3									3	1	2	1	1	0	1						
Lee Stevens, L OBP: 0.322, SLG: 0.379		F7		G4-3		G6-3				4	0	0	0	0	0	2						
Karim Garcia, L OBP: 0.327, SLG: 0.528										3	0	1	0	0	0	1						
Greg LaRocca, R (9, PH)		1B		G1-3		G3				1	0	0	0	0	0	2						
Travis Fryman, R OBP: 0.301, SLG: 0.339						G6-3				4	0	1	0	0	1	3						
John McDonald, R OBP: 0.306, SLG: 0.338						G1-3				3	0	0	0	0	0	2						
Eddie Pérez, R OBP: 0.286, SLG: 0.315						G6-3				3	0	0	0	0	2	0						
Inning Stats	R: 0 H: 1 E: 0 K: 0 S: 8	H: 2 LOB: 1 BB: 0 P: 13	R: 0 H: 0 E: 0 K: 2 S: 9	H: 0 LOB: 0 BB: 0 P: 9	R: 1 H: 1 E: 0 K: 1 S: 7	H: 1 LOB: 0 BB: 0 P: 10	R: 0 H: 0 E: 0 K: 0 S: 6	H: 0 LOB: 0 BB: 0 P: 9	R: 0 H: 1 E: 0 K: 0 S: 7	H: 1 LOB: 1 BB: 0 P: 11	R: 0 H: 1 E: 0 K: 2 S: 15	H: 1 LOB: 1 BB: 0 P: 20	R: 0 H: 0 E: 1 K: 2 S: 11	H: 0 LOB: 2 BB: 1 P: 19	1B: 3 2B: 2 3B: 0 HR: 1	SF: 0 SAC: 0 DP: 1 HBP: 0	WP: 0 PB: 0 SB: 0 CS: 0	PA: 34				
PITCHER	IP WLS BF H R ER SO BB IBB HBP BLK WP HR S P ERA WHIP	IP WLS BF H R ER SO BB IBB HBP BLK WP HR S P ERA WHIP	IP WLS BF H R ER SO BB IBB HBP BLK WP HR S P ERA WHIP	IP WLS BF H R ER SO BB IBB HBP BLK WP HR S P ERA WHIP	IP WLS BF H R ER SO BB IBB HBP BLK WP HR S P ERA WHIP	IP WLS BF H R ER SO BB IBB HBP BLK WP HR S P ERA WHIP	IP WLS BF H R ER SO BB IBB HBP BLK WP HR S P ERA WHIP	IP WLS BF H R ER SO BB IBB HBP BLK WP HR S P ERA WHIP	IP WLS BF H R ER SO BB IBB HBP BLK WP HR S P ERA WHIP	IP WLS BF H R ER SO BB IBB HBP BLK WP HR S P ERA WHIP	IP WLS BF H R ER SO BB IBB HBP BLK WP HR S P ERA WHIP	IP WLS BF H R ER SO BB IBB HBP BLK WP HR S P ERA WHIP	IP WLS BF H R ER SO BB IBB HBP BLK WP HR S P ERA WHIP	IP WLS BF H R ER SO BB IBB HBP BLK WP HR S P ERA WHIP	IP WLS BF H R ER SO BB IBB HBP BLK WP HR S P ERA WHIP	IP WLS BF H R ER SO BB IBB HBP BLK WP HR S P ERA WHIP						
Tim Hudson, R ERA: 3.25	8.1	W	30	6	1	1	6	0	0	0	1	1	0	0	0	0	0	1	71	104	1.08	0.720
Micah Bowie, L ERA:	0.2		4	0	0	0	1	1	0	0	0	0	0	0	0	0	0	0	8	14	0.00	1.500



Batter	1	2	3	4	5	6	7	8	9	AB	R	H	RBI	BB	SO	LOB	TOP										
Ray Durham, S OBP: 0.375, SLG: 0.425	G4-3		G1-3	G6-3		L6		F8		5	0	0	0	0	0	1	Oakland Athletics @ Cleveland Indians Jacobs Field, Cleveland, OH Tue Aug 20 2002, 7:05 PM EDT Att: 27,527 - Sunny - 72 F										
Scott Hatteberg, L OBP: 0.388, SLG: 0.425 John Mabry, L OBP: 0.333, SLG: 0.491	F8		E4			K		G3		5	0	1	0	0	1	1											
Miguel Tejada, R OBP: 0.346, SLG: 0.507			FC4-6	E5				G6-3		5	2	3	0	0	0	1											
3 Eric Chavez, L OBP: 0.343, SLG: 0.531										5	2	2	2	0	2	3											
Jermaine Dye, R OBP: 0.339, SLG: 0.453										5	2	3	3	0	0	0											
David Justice, L OBP: 0.385, SLG: 0.412										4	0	2	0	0	0	1											
Mark Ellis, R OBP: 0.358, SLG: 0.415										3	0	1	1	1	0	0											
Terrence Long, L OBP: 0.301, SLG: 0.373										4	0	0	0	0	0	4											
Ramon Hernandez, R OBP: 0.318, SLG: 0.336										3	0	0	0	1	1	0											
Inning Stats	R: 2 E: 0 K: 0 S: 16	H: 3 LOB: 1 BB: 0 P: 19	R: 0 E: 0 K: 0 S: 13	H: 0 LOB: 0 BB: 0 P: 19	R: 3 E: 1 K: 0 S: 21	H: 3 LOB: 2 BB: 1 P: 32	R: 0 E: 1 K: 1 S: 11	H: 2 LOB: 2 BB: 0 P: 15	R: 0 E: 0 K: 0 S: 7	H: 0 LOB: 0 BB: 0 P: 11	R: 0 E: 0 K: 1 S: 8	H: 0 LOB: 1 BB: 1 P: 15	R: 1 E: 0 K: 1 S: 17	H: 3 LOB: 2 BB: 0 P: 18	R: 0 E: 0 K: 1 S: 7	H: 0 LOB: 0 BB: 0 P: 11		R: 0 E: 0 K: 0 S: 7	H: 1 LOB: 0 BB: 0 P: 12	1B: 8 2B: 2 3B: 0 HR: 2	SF: 0 SAC: 0 DP: 1 HBP: 0	WP: 1 PB: 0 SB: 0 CS: 0	PA: 41				
PITCHER	IP	WLS	BF	H	R	ER	SO	BB	IBB	HBP	BLK	WP	HR	S	P	ERA	WHIP										
37 Jake Westbrook, R ERA: 4.38	5.0	L	25	8	5	2	1	1	0	0	0	1	2	68	96	3.60	1.800										
Terry Mulholland, L ERA: 6.56	2.0		10	3	1	1	2	1	0	0	0	0	0	25	33	4.50	2.000										
Jerrold Riggan, R ERA: 0.95	1.0		3	0	0	0	1	0	0	0	0	0	0	7	11	0.00	0.000										
David Riske, R ERA: 5.51	1.0		3	1	0	0	0	0	0	0	0	0	0	7	12	0.00	1.000										
Batter	1	2	3	4	5	6	7	8	9	AB	R	H	RBI	BB	SO	LOB	BOTTOM										
Coco Crisp, S OBP: 0.429, SLG: 0.435	F5		F9							2	1	0	1	2	0	2	Oakland Athletics @ Cleveland Indians Jacobs Field, Cleveland, OH Tue Aug 20 2002, 7:05 PM EDT Att: 27,527 - Sunny - 72 F										
Omar Vizquel, S OBP: 0.348, SLG: 0.440			P5							4	1	1	0	1	0	3											
Ellis Burks, R OBP: 0.354, SLG: 0.535										4	0	1	1	0	1	4											
Jim Thome, L OBP: 0.429, SLG: 0.650										4	0	1	1	0	1	2											
Karim Garcia, L OBP: 0.339, SLG: 0.526										4	0	2	0	0	0	1											
Matt Lawton, L OBP: 0.340, SLG: 0.388										3	0	0	0	1	1	2											
Greg LaRocca, R										3	0	0	0	0	0	2											
Bill Selby, L OBP: 0.282, SLG: 0.299										1	0	0	0	0	0	1											
John McDonald, R OBP: 0.311, SLG: 0.349										4	1	2	0	0	0	0											
Eddie Pérez, R OBP: 0.287, SLG: 0.326 Lee Stevens, L OBP: 0.321, SLG: 0.378										3	0	1	0	0	1	1											
Inning Stats	R: 0 E: 0 K: 0 S: 12	H: 1 LOB: 1 BB: 0 P: 20	R: 0 E: 0 K: 0 S: 8	H: 1 LOB: 0 BB: 0 P: 13	R: 0 E: 0 K: 2 S: 9	H: 0 LOB: 0 BB: 0 P: 15	R: 0 E: 0 K: 0 S: 9	H: 0 LOB: 0 BB: 0 P: 13	R: 2 E: 0 K: 0 S: 9	H: 2 LOB: 2 BB: 3 P: 27	R: 1 E: 1 K: 2 S: 17	H: 1 LOB: 1 BB: 0 P: 27	R: 0 E: 0 K: 0 S: 10	H: 1 LOB: 1 BB: 0 P: 16	R: 0 E: 0 K: 0 S: 11	H: 0 LOB: 1 BB: 1 P: 19	1B: 5 2B: 3 3B: 0 HR: 0	SF: 1 SAC: 0 DP: 1 HBP: 0	WP: 1 PB: 0 SB: 1 CS: 0	PA: 38							
PITCHER	IP	WLS	BF	H	R	ER	SO	BB	IBB	HBP	BLK	WP	HR	S	P	ERA	WHIP										
Aaron Harang, R ERA: 3.53	5.0	W	21	5	2	2	2	2	0	0	0	0	0	5	12	0.00	3.000										
Micah Bowie, L ERA	0.2	H	3	1	0	0	0	1	0	0	0	0	0	5	12	0.00	3.000										
Jim Mecir, R ERA: 4.55	1.1	H	6	1	1	1	2	0	0	0	0	1	0	18	29	6.75	0.750										
Ricardo Rincon, L ERA: 4.12	0.2	H	3	1	0	0	0	0	0	0	0	0	0	9	14	0.00	1.500										
Billy Koch, R ERA: 3.03	1.1	S	5	0	0	0	0	1	0	0	0	0	0	12	21	0.00	0.750										

Batter	1	2	3	4	5	6	7	8	9	AB	R	H	RBI	BB	SO	LOB	TOP									
Ray Durham, S (1, 10) OBP: 0.374, SLG: 0.424	G6-3			G5-3		HBP 3B 1B	K			4	1	1	0	0	1	0	Oakland Athletics @ Cleveland Indians Jacobs Field, Cleveland, OH Wed Aug 21 2002, 7:05 PM EDT Att: 26,916 - Sunny - 78 F									
Scott Hatteberg, L (1, 3) OBP: 0.397, SLG: 0.422	G5-4-3 BB			F8		P3		F7		3	0	0	0	1	0	1										
Miguel Tejada, R (1, 6) OBP: 0.344, SLG: 0.503	G5-4-3			K		K		K		4	0	0	0	0	3	2										
3 Eric Chavez, L (1, 5) OBP: 0.342, SLG: 0.527		G4-3			G4-3	HBP 3B IBB		K		3	1	0	0	1	1	0										
Jermaine Dye, R (1, 9) OBP: 0.341, SLG: 0.450		F9			HR 1B BB	HR 3B HBP		F7		2	2	0	0	1	0	0										
David Justice, L (1, 7) OBP: 0.383, SLG: 0.416					F8			F7		4	0	1	3	0	0	1										
Eric Byrnes, R (9, 7) OBP: 0.310, SLG: 0.436		G4-3				HR 3B		F7		0	0	0	0	0	0	0										
Mark Ellis, R (1, 4) OBP: 0.357, SLG: 0.413				K		HR 1B		F8		4	1	1	0	0	1	1										
Terrence Long, L (1, 8) OBP: 0.304, SLG: 0.381				G5-4-3 1B		HR		L6		3	1	2	3	0	0	0										
Ramon Hernandez, R (1, 2) OBP: 0.315, SLG: 0.332				G5-4-3		G5-3		K		3	0	0	0	0	1	1										
Inning Stats	R: 0 E: 0 K: 0 S: 7	H: 0 LOB: 0 BB: 1 P: 13	R: 0 E: 0 K: 0 S: 7	H: 0 LOB: 0 BB: 0 P: 13	R: 0 E: 0 K: 1 S: 10	H: 1 LOB: 0 BB: 0 P: 14	R: 0 E: 0 K: 1 S: 9	H: 0 LOB: 0 BB: 0 P: 12	R: 3 E: 0 K: 0 S: 12	H: 2 LOB: 0 BB: 1 P: 23	R: 3 E: 0 K: 1 S: 15	H: 2 LOB: 1 BB: 1 P: 32	R: 0 E: 0 K: 2 S: 8	H: 0 LOB: 0 BB: 0 P: 14	R: 0 E: 0 K: 2 S: 8	H: 0 LOB: 0 BB: 0 P: 11	R: 0 E: 0 K: 0 S: 7	H: 0 LOB: 0 BB: 0 P: 10	1B: 3 2B: 0 3B: 1 HR: 1	SF: 0 SAC: 0 DP: 2 HBP: 1	WP: 0 PB: 0 SB: 1 CS: 0	PA: 34				
PITCHER	IP	WLS	BF	H	R	ER	SO	BB	IBB	HBP	BLK	WP	HR	S	P	ERA	WHIP									
Ricardo Rodriguez, R ERA: 9.53	(1, 1)	5.2	L	24	5	6	6	3	2	1	1	0	0	1	56	101	9.53	1.235								
Dave Burbs, R ERA: 5.17	(6, 1)	1.1		4	0	0	0	2	0	0	0	0	0	0	12	20	0.00	0.000								
53 Carl Sadler, L ERA:	(8, 1)	1.0		3	0	0	0	2	0	0	0	0	0	8	11	0.00	0.000									
Charles Nagy, R ERA: 8.65	(9, 1)	1.0		3	0	0	0	0	0	0	0	0	0	7	10	0.00	0.000									

AB	30
R	6
H	5
RBI	6
BB	3
SO	7
LOB	6



Batter	1	2	3	4	5	6	7	8	9	AB	R	H	RBI	BB	SO	LOB	BOTTOM								
Coco Crisp, S (1, 8) OBP: 0.375, SLG: 0.370	F8		G4-3			G3-1			G4-3	4	0	0	0	0	0	0	Oakland Athletics @ Cleveland Indians Jacobs Field, Cleveland, OH Wed Aug 21 2002, 7:05 PM EDT Att: 26,916 - Sunny - 78 F								
Omar Vizquel, S (1, 6) OBP: 0.346, SLG: 0.436	F9		K			G4-3			G4-1	4	0	0	0	0	1	0									
Ellis Burks, R (1, 10) OBP: 0.354, SLG: 0.533	BB 1B				G6-3				K	3	0	1	0	0	1	0									
Jim Thome, L (1, 3) OBP: 0.429, SLG: 0.647					F7				K2-3	2	0	0	0	1	1	0									
Karim Garcia, L (1, 9) OBP: 0.323, SLG: 0.500					P6				G4-3	3	0	0	0	0	1	2									
Matt Lawton, L (1, 7) OBP: 0.338, SLG: 0.385						K			K	3	0	0	0	0	2	0									
Travis Fryman, R (1, 5) OBP: 0.298, SLG: 0.336						L4			G5-3	3	0	0	0	0	0	0									
John McDonald, R (1, 4) OBP: 0.305, SLG: 0.342						K2-3			G5-3	3	0	0	0	0	2	0									
Einar Diaz, R (1, 2) OBP: 0.258, SLG: 0.284					B1-3				G5-3	3	0	0	0	0	0	0									
Inning Stats	R: 0 E: 0 K: 1 S: 9	H: 1 LOB: 2 BB: 1 P: 19	R: 0 E: 0 K: 1 S: 7	H: 0 LOB: 0 BB: 0 P: 9	R: 0 E: 0 K: 1 S: 7	H: 0 LOB: 0 BB: 0 P: 10	R: 0 E: 0 K: 0 S: 8	H: 0 LOB: 0 BB: 0 P: 11	R: 0 E: 0 K: 2 S: 10	H: 0 LOB: 0 BB: 0 P: 12	R: 0 E: 0 K: 0 S: 7	H: 0 LOB: 0 BB: 0 P: 8	R: 0 E: 0 K: 2 S: 8	H: 0 LOB: 0 BB: 0 P: 11	R: 0 E: 0 K: 1 S: 8	H: 0 LOB: 0 BB: 0 P: 12	R: 0 E: 0 K: 0 S: 7	H: 0 LOB: 0 BB: 0 P: 9	1B: 1 2B: 0 3B: 0 HR: 0	SF: 0 SAC: 0 DP: 0 HBP: 0	WP: 0 PB: 0 SB: 0 CS: 0	PA: 29			
PITCHER	IP	WLS	BF	H	R	ER	SO	BB	IBB	HBP	BLK	WP	HR	S	P	ERA	WHIP								
Cory Lidle, R ERA: 4.04	(1, 1)	9.0	W	29	1	0	0	8	1	0	0	0	0	71	101	0.00	0.222								

AB	28
R	0
H	1
RBI	0
BB	1
SO	8
LOB	2



Batter	1	2	3	4	5	6	7	8	9	AB	R	H	RBI	BB	SO	LOB	TOP											
Ray Durham, S OBP: 0.374, SLG: 0.423	G4-3		G6-3		F9		2B	F9		5	0	1	1	1	0	4	Oakland Athletics @ Cleveland Indians Jacobs Field, Cleveland, OH Thu Aug 22 2002, 7:05 PM EDT Att: 27,759 - Cloudy - 78 F											
Scott Hatteberg, L OBP: 0.384, SLG: 0.418	G3-1		G4-3		G1-3		G6-3		BB	6	1	1	0	0	0	6												
Miguel Tejada, R OBP: 0.346, SLG: 0.504	F9						F8		BB	5	1	3	2	0	0	1												
3 Eric Chavez, L OBP: 0.340, SLG: 0.524		K	K		L7				BB	5	1	1	0	0	2	2												
Jermaine Dye, R OBP: 0.339, SLG: 0.445		G6-3			P4		L6		BB	4	1	0	0	1	0	3												
David Justice, L OBP: 0.384, SLG: 0.415					F9		K		BB	3	2	1	0	1	1	0												
Eric Byrnes, R OBP: 0.310, SLG: 0.436		BB							BB	0	0	0	0	0	0	0												
John Mabry, L OBP: 0.337, SLG: 0.500		BB							BB	1	1	1	2	0	0	0												
Mark Ellis, R OBP: 0.361, SLG: 0.414		BB			G1-3				BB	4	0	2	0	1	1	2												
Terrence Long, L OBP: 0.306, SLG: 0.382									BB	4	1	2	2	1	1	3												
Ramon Hernandez, R OBP: 0.319, SLG: 0.338		G4-3					G5-3		BB	4	1	2	2	1	0	2												
Inning Stats	R: 0 E: 0 K: 0 S: 4	H: 0 LOB: 0 BB: 0 P: 9	R: 1 E: 0 K: 1 S: 14	H: 2 LOB: 2 BB: 1 P: 23	R: 0 E: 0 K: 1 S: 10	H: 1 LOB: 1 BB: 0 P: 15	R: 0 E: 0 K: 0 S: 10	H: 0 LOB: 0 BB: 0 P: 15	R: 2 E: 0 K: 0 S: 10	H: 3 LOB: 1 BB: 0 P: 15	R: 0 E: 0 K: 2 S: 8	H: 1 LOB: 1 BB: 0 P: 10	R: 0 E: 0 K: 0 S: 9	H: 1 LOB: 1 BB: 0 P: 16	R: 2 E: 0 K: 0 S: 17	H: 2 LOB: 2 BB: 2 P: 30	R: 4 E: 0 K: 1 S: 29	H: 4 LOB: 3 BB: 3 P: 52	1B: 11 2B: 3 3B: 0 HR: 0	SF: 0 SAC: 0 DP: 0 HBP: 0	WP: 0 PB: 0 SB: 0 CS: 0	PA: 47						
PITCHER	IP	WLS	BF	H	R	ER	SO	BB	IBB	HBP	BLK	WP	HR	S	P	ERA	WHIP											
Jason Phillips, R ERA: 4.17	(1, 1)	7.0	L	30	8	3	3	4	1	0	0	0	0	0	65	103	3.86	1.286										
53 Carl Sadler, L ERA: 2.16	(8, 1)	0.2	5	1	2	2	0	2	0	0	0	0	0	11	22	27.00	4.500											
Jerrod Riggan, R ERA: 8.34	(8, 1)	0.2	7	5	4	4	0	0	0	0	0	0	0	21	31	54.00	7.500											
David Riske, R ERA: 5.4	(9, 1)	0.2	5	0	0	0	1	2	1	0	0	0	0	14	29	0.00	3.000											

AB 41
R 9
H 14
RBI 9
BB 6
SO 5
LOB 23



Batter	1	2	3	4	5	6	7	8	9	AB	R	H	RBI	BB	SO	LOB	BOTTOM											
Coco Crisp, S OBP: 0.333, SLG: 0.323	G6-3			G5-3			P6		K	4	0	0	0	0	1	0	Oakland Athletics @ Cleveland Indians Jacobs Field, Cleveland, OH Thu Aug 22 2002, 7:05 PM EDT Att: 27,759 - Cloudy - 78 F											
Omar Vizquel, S OBP: 0.345, SLG: 0.434	G5-3			F2			HR		F2	4	1	1	0	0	0	0												
Ellis Burks, R OBP: 0.353, SLG: 0.538	K			G5-3			HR		G4-3	4	1	1	2	0	1	0												
Jim Thome, L OBP: 0.428, SLG: 0.644			K				G6-3			3	0	1	0	0	1	0												
Travis Fryman, R OBP: 0.296, SLG: 0.333		G5-3					G6-3			3	0	0	0	0	0	1												
Matt Lawton, L OBP: 0.336, SLG: 0.382		G6-3					G4-3			3	0	0	0	0	0	0												
Karim Garcia, L OBP: 0.338, SLG: 0.556				FC5-4			G4-3		HR	3	1	2	1	0	0	0												
John McDonald, R OBP: 0.300, SLG: 0.335				FC5-4			G6-3		L4	3	0	0	0	0	0	1												
Einar Diaz, R OBP: 0.258, SLG: 0.284				G3-6-1			G6-3			0	0	0	0	0	0	0												
Eddie Pérez, R OBP: 0.279, SLG: 0.316				G3-6-1			G6-3		K	3	0	0	0	0	1	1												
Inning Stats	R: 0 E: 0 K: 1 S: 8	H: 0 LOB: 0 BB: 0 P: 12	R: 0 E: 0 K: 1 S: 8	H: 0 LOB: 0 BB: 0 P: 12	R: 0 E: 0 K: 0 S: 8	H: 1 LOB: 0 BB: 0 P: 12	R: 0 E: 0 K: 0 S: 6	H: 0 LOB: 0 BB: 0 P: 9	R: 0 E: 0 K: 0 S: 10	H: 0 LOB: 0 BB: 0 P: 12	R: 0 E: 0 K: 0 S: 4	H: 0 LOB: 0 BB: 0 P: 4	R: 2 E: 0 K: 0 S: 10	H: 3 LOB: 0 BB: 0 P: 17	R: 1 E: 0 K: 1 S: 10	H: 1 LOB: 0 BB: 0 P: 13	R: 0 E: 0 K: 1 S: 8	H: 0 LOB: 0 BB: 0 P: 12	1B: 3 2B: 0 3B: 0 HR: 2	SF: 0 SAC: 0 DP: 2 HBP: 0	WP: 0 PB: 0 SB: 0 CS: 0	PA: 30						
PITCHER	IP	WLS	BF	H	R	ER	SO	BB	IBB	HBP	BLK	WP	HR	S	P	ERA	WHIP											
Mark Mulder, L ERA: 3.71	(1, 1)	7.2	W	26	5	3	3	2	0	0	0	0	0	2	61	87	3.52	0.652										
Chad Bradford, R ERA: 2.1	(8, 1)	1.1	S	4	0	0	0	2	0	0	0	0	0	11	16	0.00	0.000											

AB 30
R 3
H 5
RBI 3
BB 0
SO 4
LOB 3



Batter	1	2	3	4	5	6	7	8	9	AB	R	H	RBI	BB	SO	LOB	TOP										
51 Ichiro Suzuki, L (1, 9) OBP: 0.406, SLG: 0.449	L9		F9	L6			3B		L6	5	1	1	0	0	0	3											
Carlos Guillen, S (1, 6) OBP: 0.346, SLG: 0.432	G4-3		BB		G6-3		SF9		K	4	1	1	1	1	1	0											
Bret Boone, R (1, 4) OBP: 0.327, SLG: 0.435	F7		BB		BLK		SF9		G6-3	3	0	1	1	1	0	0											
Edgar Martinez, R (1, 10) OBP: 0.394, SLG: 0.520		K	P4		K		L8			4	0	0	0	0	2	4											
Mike Cameron, R (1, 8) OBP: 0.334, SLG: 0.444		2B	K		K		K			4	0	1	0	0	3	4											
Dan Wilson, R (1, 2) OBP: 0.318, SLG: 0.408	G6-3						F8		F8	2	0	0	0	1	0	1											
Mark McLemore, S (8, PH) OBP: 0.387, SLG: 0.408										1	0	0	0	0	0	0											
Jeff Cirillo, R (1, 5) OBP: 0.299, SLG: 0.333		BB					G6-3		G6-3	3	0	0	0	1	1	1											
Jose Offerman, S (1, 3) OBP: 0.323, SLG: 0.324	G6-3									3	0	2	0	1	0	2											
Charles Gipson, R (1, 7) OBP: 0.366, SLG: 0.410										2	0	0	0	1	1	3											
Ben Davis, S (8, PH) OBP: 0.321, SLG: 0.370			BB		G1-3		K		K	1	0	0	0	0	1	1											
Inning Stats	R: 0 E: 0 K: 0 S: 9	H: 0 LOB: 0 BB: 0 P: 15	R: 0 E: 0 K: 1 S: 13	H: 1 LOB: 2 BB: 1 P: 19	R: 0 E: 0 K: 1 S: 10	H: 0 LOB: 3 BB: 3 P: 25	R: 0 E: 0 K: 1 S: 16	H: 1 LOB: 1 BB: 0 P: 22	R: 0 E: 0 K: 2 S: 10	H: 1 LOB: 1 BB: 0 P: 16	R: 2 E: 0 K: 1 S: 10	H: 2 LOB: 0 BB: 0 P: 12	R: 0 E: 0 K: 1 S: 9	H: 0 LOB: 1 BB: 1 P: 17	R: 0 E: 0 K: 1 S: 7	H: 0 LOB: 0 BB: 0 P: 11	1B: 2 2B: 2 3B: 2 HR: 0	SF: 1 SAC: 0 DP: 0 HBP: 0	WP: 0 PB: 0 SB: 0 CS: 0	PA: 39							
PITCHER	IP	WLS	BF	H	R	ER	SO	BB	IBB	HBP	BLK	WP	HR	S	P	ERA	WHIP										
CC Sabathia, L (1, 1) ERA: 5.01	6.0		27	4	0	0	6	5	0	0	1	0	0	66	109	0.00	1.500										
Dave Burba, R (7, 1) ERA: 5.23	2.0	9	2	2	2	2	1	0	0	0	0	0	0	19	29	9.00	1.500										
Mark Wohlers, R (9, 1) ERA: 5.59	1.0	W	3	0	0	0	1	0	0	0	0	0	0	7	11	0.00	0.000										

Seattle Mariners @ Cleveland Indians
Jacobs Field, Cleveland, OH
Fri Aug 23 2002, 7:05 PM EDT
Att: 33,525 - Cloudy - 77 F

AB 32
R 2
H 6
RBI 2
BB 6
SO 9
LOB 19



Batter	1	2	3	4	5	6	7	8	9	AB	R	H	RBI	BB	SO	LOB	BOTTOM										
Coco Crisp, S (1, 8) OBP: 0.325, SLG: 0.314	F5		F8		F5		E6			4	0	1	0	0	0	3											
Omar Vizquel, S (1, 6) OBP: 0.343, SLG: 0.431	G3			F8	G1-3		K			4	0	0	0	0	1	4											
Ellis Burks, R (1, 10) OBP: 0.350, SLG: 0.533	G5-3			F8		P4		G6-3		4	0	0	0	0	0	0											
Jim Thome, L (1, 3) OBP: 0.426, SLG: 0.640		F7		1B		K		K		4	0	1	0	0	2	0											
Karim Garcia, L (1, 9) OBP: 0.319, SLG: 0.522		F7		F5		L3		F8		4	0	0	0	0	0	1											
Matt Lawton, L (1, 7) OBP: 0.339, SLG: 0.389		1B			1B		G6-3		F7	4	1	3	0	0	0	0											
Greg LaRocca, R (1, 5) OBP: 0.375, SLG: 0.333		F9			HBP		E		HR	2	2	1	0	1	0	1											
Josh Bard, S (1, 2) OBP: 0.500, SLG: 1.250			G3-1				G6-3			4	1	2	3	0	0	1											
John McDonald, R (1, 4) OBP: 0.297, SLG: 0.331										2	0	0	0	0	1	3											
Bill Selby, L (7, PH) OBP: 0.262, SLG: 0.299										0	0	0	0	0	0	0											
Travis Fryman, R (7, PH) OBP: 0.295, SLG: 0.332										1	0	0	0	0	1	1											
Inning Stats	R: 0 E: 0 K: 0 S: 8	H: 0 LOB: 0 BB: 0 P: 12	R: 0 E: 0 K: 0 S: 7	H: 1 LOB: 1 BB: 0 P: 16	R: 0 E: 0 K: 1 S: 8	H: 0 LOB: 0 BB: 0 P: 10	R: 0 E: 0 K: 0 S: 9	H: 1 LOB: 1 BB: 0 P: 11	R: 0 E: 0 K: 1 S: 12	H: 2 LOB: 3 BB: 0 P: 17	R: 0 E: 0 K: 1 S: 7	H: 0 LOB: 0 BB: 0 P: 10	R: 2 E: 1 K: 2 S: 17	H: 3 LOB: 1 BB: 0 P: 25	R: 0 E: 0 K: 1 S: 9	H: 0 LOB: 0 BB: 0 P: 14	R: 2 E: 0 K: 0 S: 6	H: 1 LOB: 0 BB: 1 P: 15	1B: 5 2B: 2 3B: 0 HR: 1	SF: 0 SAC: 0 DP: 0 HBP: 1	WP: 0 PB: 0 SB: 0 CS: 0	PA: 35					
PITCHER	IP	WLS	BF	H	R	ER	SO	BB	IBB	HBP	BLK	WP	HR	S	P	ERA	WHIP										
Joel Pineiro, R (1, 1) ERA: 3.08	6.0		23	4	0	0	2	0	0	0	0	0	0	6	11	27.00	6.000										
Shigetoshi Hasegawa, R (7, 1) ERA: 3.04	0.1	H	3	2	2	1	0	0	0	0	0	0	0	6	11	27.00	6.000										
Arthur Rhodes, L (7, 1) ERA: 2.22	2.0	B	7	1	0	0	3	0	0	0	0	0	0	23	33	0.00	0.500										
James Baldwin, R (9, 1) ERA: 5.23	0.0	L	2	1	2	2	0	1	0	0	0	0	1	3	10	*	*										

Seattle Mariners @ Cleveland Indians
Jacobs Field, Cleveland, OH
Fri Aug 23 2002, 7:05 PM EDT
Att: 33,525 - Cloudy - 77 F

AB 33
R 4
H 8
RBI 3
BB 1
SO 5
LOB 14



Batter	1	2	3	4	5	6	7	8	9	AB	R	H	RBI	BB	SO	LOB	TOP								
51 Ichiro Suzuki, L (1, 9) OBP: 0.405, SLG: 0.447										4	1	1	0	0	1	0									
Mike Cameron, R (1, 8) OBP: 0.333, SLG: 0.450										4	1	1	2	0	2	0									
Bret Boone, R (1, 4) OBP: 0.326, SLG: 0.434										4	1	1	0	0	1	0									
Edgar Martinez, R (1, 10) OBP: 0.392, SLG: 0.520										4	0	1	1	0	1	0									
Mark McLemore, S (1, 7) OBP: 0.390, SLG: 0.406										1	0	0	0	1	0	1									
Jeff Cirillo, R (9, PH) OBP: 0.301, SLG: 0.333										0	0	0	0	1	0	0									
Desti Relaford, S (1, 5) OBP: 0.322, SLG: 0.323										4	0	0	0	0	1	3									
Carlos Guillen, S (1, 6) OBP: 0.347, SLG: 0.431										3	0	1	0	1	1	2									
Dan Wilson, R (1, 2) OBP: 0.317, SLG: 0.406										4	0	1	0	0	0	1									
Jose Offerman, S (1, 3) OBP: 0.320, SLG: 0.320										3	0	0	0	0	0	1									
Inning Stats	R: 0 H: 0 E: 0 K: 3 S: 11	H: 0 LOB: 0 BB: 0 P: 15	R: 0 H: 0 E: 0 K: 2 S: 9	H: 0 LOB: 1 BB: 1 P: 15	R: 0 H: 0 E: 0 K: 0 S: 4	H: 0 LOB: 0 BB: 0 P: 7	R: 0 H: 0 E: 0 K: 1 S: 9	H: 0 LOB: 0 BB: 0 P: 12	R: 0 H: 0 E: 0 K: 1 S: 9	H: 0 LOB: 1 BB: 0 P: 15	R: 3 H: 4 E: 0 K: 0 S: 16	H: 4 LOB: 1 BB: 0 P: 28	R: 0 H: 1 E: 0 K: 0 S: 8	H: 1 LOB: 1 BB: 0 P: 15	R: 0 H: 0 E: 0 K: 0 S: 10	H: 0 LOB: 0 BB: 0 P: 15	R: 0 H: 1 E: 0 K: 0 S: 6	H: 1 LOB: 2 BB: 2 P: 14	1B: 4 2B: 2 3B: 0 HR: 1	SF: 0 SAC: 0 DP: 1 HBP: 1	WP: 0 PB: 0 SB: 0 CS: 1	PA: 35			
PITCHER	IP	WLS	BF	H	R	ER	SO	BB	IBB	HBP	BLK	WP	HR	S	P	ERA	WHIP								
Danys Baez, R (1, 1) ERA: 4.44	7.0		27	5	3	3	7	1	0	1	0	0	1	66	107	3.86	0.857								
Terry Mulholland, L (8, 1) ERA: 6.29	2.0	W	8	1	0	0	0	2	0	0	0	0	0	16	29	0.00	1.500								

Seattle Mariners @ Cleveland Indians
Jacobs Field, Cleveland, OH
Sat Aug 24 2002, 1:05 PM EDT
Att: 38,086 - Cloudy - 72 F

AB 31
R 3
H 6
RBI 3
BB 3
SO 7
LOB 8



Batter	1	2	3	4	5	6	7	8	9	AB	R	H	RBI	BB	SO	LOB	BOTTOM								
Coco Crisp, S (1, 8) OBP: 0.318, SLG: 0.333										4	0	1	0	0	1	1									
Omar Vizquel, S (1, 6) OBP: 0.342, SLG: 0.429										4	1	1	0	0	1	1									
Ellis Burks, R (1, 10) OBP: 0.347, SLG: 0.527										4	0	0	0	0	3	1									
Lee Stevens, L (1, 3) OBP: 0.320, SLG: 0.376										4	1	1	0	0	0	0									
Greg LaRocca, R (1, 5) OBP: 0.417, SLG: 0.400										4	0	2	1	0	2	0									
Matt Lawton, L (1, 7) OBP: 0.341, SLG: 0.387										2	1	0	0	2	0	1									
Karim Garcia, L (1, 9) OBP: 0.315, SLG: 0.549										4	1	1	3	0	0	2									
Josh Bard, S (1, 2) OBP: 0.571, SLG: 1.500										2	1	1	1	1	0	2									
John McDonald, R (1, 4) OBP: 0.291, SLG: 0.325										3	0	0	0	0	0	1									
Inning Stats	R: 0 H: 0 E: 0 K: 2 S: 8	H: 0 LOB: 0 BB: 0 P: 13	R: 0 H: 0 E: 0 K: 1 S: 8	H: 0 LOB: 0 BB: 0 P: 10	R: 1 H: 2 E: 0 K: 0 S: 11	H: 2 LOB: 1 BB: 0 P: 15	R: 0 H: 1 E: 0 K: 1 S: 11	H: 1 LOB: 1 BB: 0 P: 16	R: 0 H: 0 E: 0 K: 1 S: 13	H: 0 LOB: 1 BB: 1 P: 22	R: 2 H: 3 E: 0 K: 1 S: 16	H: 3 LOB: 2 BB: 1 P: 25	R: 0 H: 0 E: 0 K: 1 S: 6	H: 0 LOB: 0 BB: 0 P: 8	R: 0 H: 0 E: 0 K: 1 S: 8	H: 0 LOB: 0 BB: 0 P: 13	R: 2 H: 1 E: 0 K: 0 S: 5	H: 1 LOB: 0 BB: 1 P: 9	1B: 4 2B: 1 3B: 0 HR: 2	SF: 0 SAC: 0 DP: 0 HBP: 0	WP: 0 PB: 0 SB: 0 CS: 0	PA: 34			
PITCHER	IP	WLS	BF	H	R	ER	SO	BB	IBB	HBP	BLK	WP	HR	S	P	ERA	WHIP								
Jamie Moyer, L (1, 1) ERA: 3.19	7.0		29	6	3	3	6	2	0	0	0	0	0	73	109	3.86	1.143								
Jeff Nelson, R (8, 1) ERA: 4.37	1.0		3	0	0	0	1	0	0	0	0	0	0	8	13	0.00	0.000								
Doug Creek, L (9, 1) ERA: 5.81	0.0	L	2	1	2	2	0	1	0	0	0	0	1	5	9	∞	∞								

Seattle Mariners @ Cleveland Indians
Jacobs Field, Cleveland, OH
Sat Aug 24 2002, 1:05 PM EDT
Att: 38,086 - Cloudy - 72 F

AB 31
R 5
H 7
RBI 5
BB 3
SO 7
LOB 9



Batter	1	2	3	4	5	6	7	8	9	AB	R	H	RBI	BB	SO	LOB	TOP		
Damian Jackson, R (1, 4) OBP: 0.327, SLG: 0.365	F2		G6-3				F8	K		4	0	0	0	0	1	0	Detroit Tigers @ Cleveland Indians Jacobs Field, Cleveland, OH Mon Aug 26 2002, 7:05 PM EDT Att: 24,344 - Cloudy - 75 F		
Wendell Magee, R (1, 8) OBP: 0.297, SLG: 0.379	F7		F8				1B	G5-3		4	0	1	0	0	0	0			
Bobby Higginson, L (1, 7) OBP: 0.354, SLG: 0.424	1B		K				F8		P6	4	0	1	0	0	1	1			
Randall Simon, L (1, 10) OBP: 0.322, SLG: 0.472	G3			G4-3			F8		HR	4	1	1	1	0	0	2			
Robert Fick, L (1, 9) OBP: 0.327, SLG: 0.437		G6-3		G4-3			G4-3		WP BB G4-3 HBP	3	1	0	0	0	0	1			
Carlos Pena, L (1, 3) OBP: 0.322, SLG: 0.433		G6-3					G3		G4-3 WP 1-2 BB	3	0	1	0	1	0	0			
Shane Halter, R (1, 6) OBP: 0.329, SLG: 0.423		1B BB		G5-3			K		G4-3	3	0	0	1	1	1	2			
Chris Truby, R (1, 5) OBP: 0.247, SLG: 0.330		1-2 1B					P6		1-3 2-H K	4	0	1	0	0	2	1			
15 Brandon Inge, R (1, 2) OBP: 0.284, SLG: 0.369		G6-3			G5-3			K		3	0	0	0	0	1	2			
Inning Stats	R: 0 E: 0 K: 0 S: 6	H: 1 LOB: 1 BB: 0 P: 10	R: 0 E: 0 K: 0 S: 14	H: 1 LOB: 2 BB: 1 P: 21	R: 0 E: 0 K: 1 S: 7	H: 0 LOB: 0 BB: 0 P: 14	R: 0 E: 0 K: 0 S: 6	H: 1 LOB: 1 BB: 0 P: 12	R: 0 E: 0 K: 1 S: 6	H: 0 LOB: 0 BB: 0 P: 9	R: 0 E: 0 K: 2 S: 9	H: 0 LOB: 0 BB: 0 P: 12	R: 2 E: 0 K: 1 S: 12	H: 1 LOB: 1 BB: 1 P: 23	1B: 4 2B: 0 3B: 0 HR: 1	SF: 0 SAC: 0 DP: 0 HBP: 1		WP: 1 PB: 0 SB: 1 CS: 0	PA: 35
PITCHER	IP	WLS	BF	H	R	ER	SO	BB	IBB	HBP	BLK	WP	HR	S	P	ERA	WHIP		
Ricardo Rodriguez, R (1, 1) ERA: 5.14	8.1	W	32	5	2	2	5	1	0	1	0	0	1	63	107	2.16	0.720		
53 Carl Sadler, L (9, 1) ERA: 2.0	0.2		3	0	0	0	1	1	0	0	0	1	0	9	16	0.00	1.500		

Batter	1	2	3	4	5	6	7	8	9	AB	R	H	RBI	BB	SO	LOB	BOTTOM		
Coco Crisp, S (1, 8) OBP: 0.315, SLG: 0.388	K	2-H 3B	K				FC6			5	0	2	1	0	2	3	Detroit Tigers @ Cleveland Indians Jacobs Field, Cleveland, OH Mon Aug 26 2002, 7:05 PM EDT Att: 24,344 - Cloudy - 75 F		
Omar Vizquel, S (1, 6) OBP: 0.341, SLG: 0.426	F8	G6-3	F2				G6-3			5	0	0	0	0	1	6			
Ellis Burks, R (1, 10) OBP: 0.346, SLG: 0.524	F7									3	1	0	0	1	2	2			
Greg LaRocca, R (6, PH) OBP: 0.462, SLG: 0.400			1B BB		K		K		HBP HBP	0	0	0	0	0	0	0			
Jim Thome, L (1, 3) OBP: 0.431, SLG: 0.645		HR	1B BB		1B BB		1B		K	3	2	2	1	2	1	1			
Karim Garcia, L (1, 9) OBP: 0.341, SLG: 0.544		G1-3 2B 1B	1-2 2-H 1B		1-2 1B		P4		P4	5	2	3	1	0	0	2			
Matt Lawton, L (1, 7) OBP: 0.347, SLG: 0.404		G1-3 2B HBP	1-1 2-H HR		K		K		1-2 HBP	3	2	1	3	0	2	3			
Josh Bard, S (1, 2) OBP: 0.375, SLG: 0.800		G1-3	G2-3 2B		G3		F7		L5	5	0	1	0	0	0	7			
Travis Fryman, R (1, 5) OBP: 0.294, SLG: 0.336		2-H 2B	E5 G2-3				P4		F8	4	0	1	2	0	0	1			
John McDonald, R (1, 4) OBP: 0.297, SLG: 0.341		3B 2B	G2-3				1B		FC6 1B	4	1	3	0	0	0	2			
Inning Stats	R: 0 E: 0 K: 1 S: 8	H: 0 LOB: 0 BB: 0 P: 13	R: 4 E: 0 K: 0 S: 10	H: 5 LOB: 1 BB: 0 P: 14	R: 4 E: 1 K: 1 S: 20	H: 3 LOB: 2 BB: 2 P: 36	R: 0 E: 0 K: 2 S: 12	H: 1 LOB: 2 BB: 1 P: 19	R: 0 E: 0 K: 1 S: 9	H: 1 LOB: 1 BB: 0 P: 17	R: 0 E: 0 K: 0 S: 9	H: 1 LOB: 1 BB: 0 P: 14	R: 0 E: 0 K: 1 S: 16	H: 0 LOB: 2 BB: 0 P: 24	1B: 6 2B: 4 3B: 1 HR: 2	SF: 0 SAC: 0 DP: 0 HBP: 3	WP: 0 PB: 0 SB: 0 CS: 0	PA: 43	
PITCHER	IP	WLS	BF	H	R	ER	SO	BB	IBB	HBP	BLK	WP	HR	S	P	ERA	WHIP		
Steve Sparks, R (1, 1) ERA: 5.42	2.0	L	15	7	8	8	1	0	0	0	0	0	0	26	45	0.00	1.667		
Adam Bernero, R (3, 1) ERA: 5.14	3.0		15	4	0	0	5	1	0	0	0	0	0	36	54	0.00	1.000		
Jeff Farnsworth, R (6, 1) ERA: 5.91	1.0		4	1	0	0	1	0	0	0	0	0	0	9	17	0.00	1.000		
Jose Paniagua, R (7, 1) ERA: 6.03	1.0		4	1	0	0	0	0	0	0	0	0	0	9	14	0.00	1.000		
Jamie Walker, L (8, 1) ERA: 4.37	1.0		5	0	0	0	1	0	0	2	0	0	0	16	24	0.00	0.000		

Batter	1	2	3	4	5	6	7	8	9	AB	R	H	RBI	BB	SO	LOB	TOP										
George Lombard, L (1, 8) OBP: 0.333, SLG: 0.437 Hiram Bocachica, R (6, FH) OBP: 0.285, SLG: 0.461										2 2 1 0 1 1 0 2 0 1 1 0 1 0																	
Damion Easley, R (1, 4) OBP: 0.324, SLG: 0.362										3 1 1 2 1 1 0																	
Bobby Higginson, L (1, 7) OBP: 0.354, SLG: 0.424										4 0 2 2 0 0 0																	
Randall Simon, L (1, 10) OBP: 0.320, SLG: 0.469										5 0 1 1 0 0 4																	
Robert Fick, L (1, 9) OBP: 0.326, SLG: 0.435										3 0 0 0 1 0 1																	
Carlos Pena, L (1, 3) OBP: 0.324, SLG: 0.443										3 2 1 1 1 0 2																	
Shane Halter, R (1, 6) OBP: 0.328, SLG: 0.419										3 1 0 0 1 0 2																	
Chris Truby, R (1, 5) OBP: 0.245, SLG: 0.327										3 0 0 0 0 1 0																	
15 Brandon Inge, R (1, 2) OBP: 0.287, SLG: 0.368										3 2 1 1 1 1 0																	
Inning Stats	R: 0 H: 0 E: 0 K: 2 S: 9	H: 0 LOB: 0 BB: 0 P: 13	R: 0 H: 1 E: 0 K: 0 S: 7	LOB: 1 BB: 1 P: 13	R: 2 H: 3 E: 0 K: 0 S: 12	H: 3 LOB: 1 BB: 1 P: 21	R: 1 H: 1 E: 0 K: 0 S: 9	H: 1 LOB: 0 BB: 0 P: 15	R: 2 H: 1 E: 0 K: 0 S: 6	H: 1 LOB: 1 BB: 1 P: 13	R: 3 H: 2 E: 0 K: 0 S: 11	H: 2 LOB: 2 BB: 3 P: 27	R: 0 H: 0 E: 0 K: 3 S: 12	H: 0 LOB: 0 BB: 0 P: 18	R: 0 H: 0 E: 0 K: 0 S: 6	H: 0 LOB: 0 BB: 0 P: 8	1B: 5 2B: 2 3B: 0 HR: 1	SF: 1 SAC: 1 DP: 1 HBP: 1	WP: 0 PA: 40 PB: 0 SB: 0 CS: 1								
PITCHER	IP	WLS	BF	H	R	ER	SO	BB	IBB	HBP	BLK	WP	HR	S	P	ERA	WHIP										
Jason Phillips, R (1, 1) ERA: 4.97	5.0	L	24	6	6	6	2	4	0	1	0	0	1	44	80	10.80	2.000										
David Riske, R (6, 1) ERA: 5.55	0.1		3	1	0	0	0	1	0	0	0	0	0	4	9	0.00	6.000										
Terry Mulholland, L (6, 1) ERA: 6.08	1.2		7	1	2	2	0	0	1	0	0	0	0	10	20	10.80	0.600										
Dave Burba, R (8, 1) ERA: 5.19	1.0		3	0	0	0	3	0	0	0	0	0	0	12	18	0.00	0.000										
Mark Wehlers, R (9, 1) ERA: 5.49	1.0		3	0	0	0	0	0	0	0	0	0	0	6	8	0.00	0.000										

Detroit Tigers @ Cleveland Indians
Jacobs Field, Cleveland, OH
Tue Aug 27 2002, 7:05 PM EDT
Att: 24,375 - Cloudy - 74 F

AB	31
R	8
H	8
RBI	8
BB	6
SO	5
LOB	9

Batter	1	2	3	4	5	6	7	8	9	AB	R	H	RBI	BB	SO	LOB	BOTTOM										
Coco Crisp, S (1, 8) OBP: 0.310, SLG: 0.396										4 1 1 0 0 1 2																	
John McDonald, R (1, 6) OBP: 0.292, SLG: 0.337										2 0 0 1 0 1 0																	
Ellis Burks, R (1, 10) OBP: 0.345, SLG: 0.520										3 1 0 0 1 0 1																	
Jim Thome, L (1, 3) OBP: 0.431, SLG: 0.642										3 1 1 1 1 2 0																	
Travis Fryman, R (1, 5) OBP: 0.294, SLG: 0.335										4 0 1 1 0 1 1																	
Matt Lawton, L (1, 7) OBP: 0.346, SLG: 0.402										4 0 1 1 0 0 0																	
Greg LaRocca, R (1, 4) OBP: 0.412, SLG: 0.357										4 1 1 0 0 0 2																	
Karim Garcia, L (1, 9) OBP: 0.337, SLG: 0.542										4 1 1 1 0 0 1																	
Josh Bard, S (1, 2) OBP: 0.368, SLG: 0.778										3 0 1 0 0 0 1																	
Inning Stats	R: 0 H: 0 E: 0 K: 1 S: 7	H: 0 LOB: 0 BB: 0 P: 10	R: 0 H: 0 E: 0 K: 1 S: 7	H: 0 LOB: 0 BB: 0 P: 8	R: 0 H: 0 E: 1 K: 0 S: 8	H: 0 LOB: 0 BB: 0 P: 15	R: 3 H: 4 E: 1 K: 0 S: 10	H: 4 LOB: 1 BB: 1 P: 21	R: 1 H: 1 E: 1 K: 0 S: 8	H: 1 LOB: 1 BB: 0 P: 10	R: 0 H: 0 E: 0 K: 2 S: 9	H: 0 LOB: 0 BB: 0 P: 13	R: 1 H: 2 E: 0 K: 0 S: 8	H: 2 LOB: 0 BB: 0 P: 11	R: 0 H: 0 E: 0 K: 1 S: 9	H: 0 LOB: 1 BB: 1 P: 18	R: 0 H: 0 E: 0 K: 0 S: 9	H: 0 LOB: 0 BB: 0 P: 15	1B: 4 2B: 3 3B: 0 HR: 0	SF: 1 SAC: 1 DP: 2 HBP: 0	WP: 0 PA: 35 PB: 0 SB: 0 CS: 0						
PITCHER	IP	WLS	BF	H	R	ER	SO	BB	IBB	HBP	BLK	WP	HR	S	P	ERA	WHIP										
Mark Redman, L (1, 1) ERA: 3.54	8.0	W	32	7	5	4	5	2	0	0	0	0	0	66	106	4.50	1.125										
Juan Acevedo, R (9, 1) ERA: 2.97	1.0	S	3	0	0	0	0	0	0	0	0	0	0	9	15	0.00	0.000										

Detroit Tigers @ Cleveland Indians
Jacobs Field, Cleveland, OH
Tue Aug 27 2002, 7:05 PM EDT
Att: 24,375 - Cloudy - 74 F

AB	31
R	5
H	7
RBI	5
BB	2
SO	5
LOB	8

Batter	1	2	3	4	5	6	7	8	9	AB	R	H	RBI	BB	SO	LOB	TOP											
Hiram Bocachica, R (1, 8) OBP: 0.283, SLG: 0.449			F3			G5-3		1B BB		3	0	0	0	1	1	1	Detroit Tigers @ Cleveland Indians Jacobs Field, Cleveland, OH Wed Aug 28 2002, 7:05 PM EDT Att: 25,158 - Cloudy - 74 F											
Damion Easley, R (1, 4) OBP: 0.328, SLG: 0.366			G5-4-3			BB		1-2 1B		3	0	2	0	1	0	1												
Bobby Higginson, L (1, 7) OBP: 0.353, SLG: 0.421						F8		G3-1		3	0	0	0	1	0	4												
Randall Simon, L (1, 10) George Lombard, L (9, PR) OBP: 0.322, SLG: 0.469 OBP: 0.333, SLG: 0.437		P6		G1-6-3				G4-6-3 1B		4	0	2	0	0	0	1												
Robert Fick, L (1, 9) OBP: 0.324, SLG: 0.431		F7		K				G4-6-3		4	0	0	0	0	1	2												
Carlos Pena, L (1, 3) OBP: 0.326, SLG: 0.457		HR		K				2B		4	1	2	1	0	2	1												
Shane Halter, R (1, 6) OBP: 0.328, SLG: 0.416		BB		K				G5-3		3	0	0	0	1	1	3												
Chris Truby, R (1, 5) OBP: 0.243, SLG: 0.324		K		F8				K		3	0	0	0	0	2	1												
15 Brandon Inge, R (1, 2) OBP: 0.288, SLG: 0.366				G5-4-3 BB				G6-3		2	0	0	0	1	1	0												
Inning Stats	R: 0 E: 0 K: 1 S: 8	H: 1 LOB: 0 BB: 0 P: 11	R: 1 E: 0 K: 1 S: 12	H: 1 LOB: 1 BB: 1 P: 21	R: 0 E: 0 K: 0 S: 5	H: 0 LOB: 0 BB: 1 P: 9	R: 0 E: 0 K: 1 S: 4	H: 0 LOB: 0 BB: 1 P: 9	R: 0 E: 0 K: 2 S: 10	H: 0 LOB: 0 BB: 0 P: 16	R: 0 E: 0 K: 1 S: 13	H: 2 LOB: 1 BB: 0 P: 20	R: 0 E: 0 K: 1 S: 13	H: 1 LOB: 2 BB: 1 P: 22	R: 0 E: 0 K: 1 S: 14	H: 1 LOB: 2 BB: 0 P: 18		1B: 4 2B: 1 3B: 0 HR: 1	SF: 0 SAC: 0 DP: 4 HBP: 0	WP: 0 PB: 0 SB: 1 CS: 0	PA: 34							
PITCHER	IP	WLS	BF	H	R	ER	SO	BB	IBB	HBP	BLK	WP	HR	S	P	ERA		WHIP										
CC Sabathia, L (1, 1) ERA: 4.85	7.0	W	25	4	1	1	6	4	0	0	0	0	1	62	103	1.29		1.143										
Mark Wohlers, R (8, 1) ERA: 5.4	1.0	H	5	1	0	0	1	1	0	0	0	0	0	13	22	0.00		2.000										
Danys Baez, R (9, 1) ERA: 4.41	1.0	S	4	1	0	0	1	0	0	0	0	0	0	14	18	0.00		1.000										

Batter	1	2	3	4	5	6	7	8	9	AB	R	H	RBI	BB	SO	LOB	BOTTOM											
Coco Crisp, S (1, 8) OBP: 0.290, SLG: 0.368			G4-3			G5-3		F8		4	0	0	0	0	0	1	Detroit Tigers @ Cleveland Indians Jacobs Field, Cleveland, OH Wed Aug 28 2002, 7:05 PM EDT Att: 25,158 - Cloudy - 74 F											
Omar Vizquel, S (1, 6) OBP: 0.340, SLG: 0.425					G4-3		F8			4	0	1	0	0	0	0												
Ellis Burks, R (1, 10) OBP: 0.345, SLG: 0.517					G5-3		F3			4	0	1	0	0	1	0												
Jim Thome, L (1, 3) OBP: 0.436, SLG: 0.663		HR			1B 2B		HR			3	2	3	2	1	0	0												
Karim Garcia, L (1, 9) OBP: 0.333, SLG: 0.529		F8			1B		K			4	0	1	0	0	2	2												
Matt Lawton, L (1, 7) OBP: 0.344, SLG: 0.399		L9			P5		G4-3			3	0	0	0	0	0	2												
Josh Bard, S (1, 2) OBP: 0.384, SLG: 0.762		G6-3			F7		F8 2B			3	0	1	0	0	0	0												
Travis Fryman, R (1, 5) OBP: 0.291, SLG: 0.332					G6-3		G3-1			3	0	0	0	0	0	1												
John McDonald, R (1, 4) OBP: 0.293, SLG: 0.337					G4-3		1B			3	0	1	0	0	0	1												
Inning Stats	R: 0 E: 0 K: 1 S: 7	H: 0 LOB: 0 BB: 0 P: 7	R: 1 E: 0 K: 0 S: 9	H: 1 LOB: 0 BB: 0 P: 13	R: 0 E: 0 K: 0 S: 4	H: 0 LOB: 0 BB: 0 P: 9	R: 0 E: 0 K: 0 S: 14	H: 2 LOB: 2 BB: 0 P: 26	R: 0 E: 0 K: 0 S: 10	H: 1 LOB: 1 BB: 0 P: 16	R: 1 E: 0 K: 1 S: 8	H: 1 LOB: 0 BB: 0 P: 12	R: 0 E: 0 K: 0 S: 7	H: 1 LOB: 1 BB: 0 P: 9	R: 0 E: 0 K: 1 S: 8	H: 2 LOB: 2 BB: 1 P: 18		1B: 4 2B: 2 3B: 0 HR: 2	SF: 0 SAC: 0 DP: 0 HBP: 0	WP: 0 PB: 0 SB: 1 CS: 0	PA: 32							
PITCHER	IP	WLS	BF	H	R	ER	SO	BB	IBB	HBP	BLK	WP	HR	S	P	ERA		WHIP										
Brian Powell, R (1, 1) ERA: 4.75	6.1	L	25	6	2	2	2	2	0	0	0	0	0	4	6	0.00		0.947										
Jose Paniagua, R (7, 1) ERA: 5.92	0.2		2	0	0	0	0	0	0	0	0	0	0	4	6	0.00		0.000										
Oscar Henriquez, R (8, 1) ERA: 3.38	0.2		4	2	0	0	0	0	1	0	0	0	0	5	14	0.00		3.000										
Jamie Walker, L (8, 1) ERA: 4.33	0.1		1	0	0	0	1	0	0	0	0	0	0	3	4	0.00		0.000										

Batter	1	2	3	4	5	6	7	8	9	AB	R	H	RBI	BB	SO	LOB	TOP					
18 Johnny Damon, L (1, 8) OBP: 0.360, SLG: 0.441										3	2	1	0	3	0	1	Boston Red Sox @ Cleveland Indians Jacobs Field, Cleveland, OH Fri Aug 30 2002, 7:05 PM EDT Att: 31,986 - Sunny - 75 F					
Nomar Garciaparra, R (1, 6) OBP: 0.346, SLG: 0.527										5	2	2	1	0	1	4						
Manny Ramirez, R (1, 7) OBP: 0.444, SLG: 0.612										5	1	1	0	1	0	2						
Cliff Floyd, L (1, 10) OBP: 0.391, SLG: 0.535 Carlos Baerga, S (9, PH) OBP: 0.345, SLG: 0.416										4	2	2	2	0	1	3						
Shea Hillenbrand, R (1, 5) OBP: 0.333, SLG: 0.473 Lou Merloni, R (6, 5) OBP: 0.359, SLG: 0.439										4	1	1	0	0	0	2						
Brian Daubach, L (1, 3) OBP: 0.337, SLG: 0.460										5	3	2	4	0	1	1						
Jason Varitek, S (1, 2) OBP: 0.399, SLG: 0.399 Doug Mirabeli, R (6, 2) OBP: 0.289, SLG: 0.409										2	0	0	1	1	0	0						
Trot Nixon, L (1, 9) OBP: 0.342, SLG: 0.481										4	1	3	4	1	0	0						
Rey Sanchez, R (1, 4) OBP: 0.320, SLG: 0.354										5	0	1	1	0	1	3						
Inning Stats	R: 5 E: 0 K: 0 S: 20	H: 5 LOB: 3 BB: 3 P: 41	R: 2 E: 0 K: 0 S: 15	H: 2 LOB: 2 BB: 1 P: 23	R: 4 E: 0 K: 0 S: 18	H: 4 LOB: 0 BB: 0 P: 22	R: 0 E: 0 K: 1 S: 12	H: 1 LOB: 3 BB: 1 P: 19	R: 0 E: 0 K: 0 S: 7	H: 0 LOB: 0 BB: 0 P: 8	R: 0 E: 0 K: 0 S: 12	H: 0 LOB: 0 BB: 0 P: 17	R: 0 E: 0 K: 1 S: 10	H: 0 LOB: 0 BB: 0 P: 13	R: 3 E: 0 K: 1 S: 18	H: 3 LOB: 1 BB: 1 P: 28		R: 1 E: 0 K: 1 S: 7	H: 1 LOB: 0 BB: 0 P: 14	1B: 8 2B: 5 3B: 0 HR: 3	SF: 2 SAC: 0 DP: 0 HBP: 2	WP: 0 PB: 0 SB: 0 CS: 0
PITCHER	IP WLS BF H R ER SO BB IBB HBP BLK WP HR S P ERA WHIP																					
Jaret Wright, R (1, 1) ERA: 20.25	0.2 L 10 5 5 5 0 3 0 0 0 0 0 19 40 67.50 12.000																					
Terry Mulholland, L (1, 1) ERA: 6.47	5.1 27 7 6 6 1 2 0 2 0 0 1 65 90 10.12 1.688																					
David Riske, R (7, 1) ERA: 5.97	2.0 10 3 3 3 2 1 0 0 0 0 1 28 41 13.50 2.000																					
53 Carl Sadler, L (9, 1) ERA: 2.7	1.0 4 1 1 1 1 0 0 0 0 0 1 7 14 9.00 1.000																					

Batter	1	2	3	4	5	6	7	8	9	AB	R	H	RBI	BB	SO	LOB	BOTTOM					
Milton Bradley, S (1, 8) OBP: 0.316, SLG: 0.420										4	1	1	0	1	0	3	Boston Red Sox @ Cleveland Indians Jacobs Field, Cleveland, OH Fri Aug 30 2002, 7:05 PM EDT Att: 31,986 - Sunny - 75 F					
Omar Vizquel, S (1, 6) OBP: 0.341, SLG: 0.424										5	1	2	0	0	0	2						
Ellis Burks, R (1, 10) OBP: 0.346, SLG: 0.517 Lee Stevens, L (9, PH) OBP: 0.315, SLG: 0.371										4	1	2	0	0	1	2						
Jim Thome, L (1, 3) OBP: 0.438, SLG: 0.661										3	0	1	1	2	1	3						
Karim Garcia, L (1, 9) OBP: 0.330, SLG: 0.556										3	1	1	3	0	0	3						
Matt Lawton, L (1, 7) OBP: 0.341, SLG: 0.395										4	0	0	0	0	0	1						
Josh Bard, S (1, 2) OBP: 0.346, SLG: 0.680										4	0	1	0	0	1	0						
Bill Selby, L (1, 5) OBP: 0.265, SLG: 0.294										3	1	1	0	1	0	1						
John McDonald, R (1, 4) OBP: 0.297, SLG: 0.346										4	0	2	0	0	0	2						
Inning Stats	R: 0 E: 0 K: 0 S: 13	H: 1 LOB: 2 BB: 1 P: 24	R: 0 E: 0 K: 0 S: 7	H: 0 LOB: 0 BB: 0 P: 11	R: 0 E: 0 K: 0 S: 11	H: 1 LOB: 0 BB: 0 P: 16	R: 0 E: 0 K: 1 S: 7	H: 0 LOB: 0 BB: 1 P: 14	R: 0 E: 0 K: 0 S: 8	H: 1 LOB: 1 BB: 0 P: 14	R: 2 E: 0 K: 1 S: 13	H: 2 LOB: 2 BB: 1 P: 22	R: 0 E: 0 K: 0 S: 14	H: 2 LOB: 2 BB: 0 P: 21	R: 2 E: 0 K: 2 S: 14	H: 2 LOB: 2 BB: 0 P: 23		R: 1 E: 0 K: 0 S: 12	H: 2 LOB: 2 BB: 1 P: 20	1B: 9 2B: 1 3B: 0 HR: 1	SF: 2 SAC: 0 DP: 2 HBP: 0	WP: 0 PB: 0 SB: 0 CS: 0
PITCHER	IP WLS BF H R ER SO BB IBB HBP BLK WP HR S P ERA WHIP																					
Derek Lowe, R (1, 1) ERA: 2.33	5.0 W 18 3 0 0 0 2 0 0 0 0 0 46 79 0.00 1.000																					
Dustin Hermanson, R (6, 1) ERA: 6.1	2.0 11 4 2 2 1 1 0 0 0 0 0 27 43 9.00 2.500																					
Willie Banks, R (8, 1) ERA: 4.08	2.0 11 4 3 3 2 1 0 0 0 0 1 26 43 13.50 2.500																					

Batter	1	2	3	4	5	6	7	8	9	AB R H RBI BB SO LOB	TOP										
18 Johnny Damon, L (1.8) OBP: 0.362, SLG: 0.445	1-1 G5-3 1B		3-2 2B		1-0 F3		1-2 2B 1B		1-2 F9	5 1 3 0 0 0 0	Boston Red Sox @ Cleveland Indians Jacobs Field, Cleveland, OH Sat Aug 31 2002, 7:05 PM EDT Att: 37,908 - Sunny - 75 F										
Nomar Garciaparra, R (1.6) OBP: 0.346, SLG: 0.530	1-2 G5-3		0-1 G6-3			0-0 HR	0-0 F9		1-2 G6-3	5 1 1 1 0 0 3											
Manny Ramirez, R (1.7) OBP: 0.441, SLG: 0.609	1-1 P6			2-2 F7		2-0 F8	3-2 1B 2B		1-1 F7	5 0 1 1 0 0 1											
Cliff Floyd, L (1.10) OBP: 0.391, SLG: 0.535	3-2 F7			0-1 G4-3		2-0 2B 1B	1-0 2B 1B			4 1 2 0 0 0 1											
Shea Hillenbrand, R (1.5) OBP: 0.339, SLG: 0.473		1-1 G6-4-3 HBP		1-1 P3		1-0 2B HBP		0-1 1B FC3-6 1B		2 2 1 0 0 0 0											
Brian Daubach, L (1.3) OBP: 0.337, SLG: 0.460		1-0 G6-4-3 1-2f			1-3 K	0-1 G6-3 1H 2H 2B		1-1 F7		4 0 1 2 0 1 2											
Jason Varitek, S (1.2) OBP: 0.336, SLG: 0.402		4-2 CS BB			0-1 HR 1B	3-2 G6-3		2-1 FC3-6 1B		3 1 2 0 1 0 1											
Trot Nixon, L (1.9) OBP: 0.342, SLG: 0.486		1-2 CS 1-2	0-1 F8		1-2 HR	2-3 K		2-0 FC3-6 FC4-6		4 1 1 3 0 1 2											
Rey Sanchez, R (1.4) OBP: 0.316, SLG: 0.349			1-1 G5-3		0-0 G1-4-3		0-0 G6-3	0-1 FC4-6 1-2f		4 0 0 0 0 0 1											
Inning Stats	R: 0 E: 0 K: 0 S: 11	H: 1 LOB: 1 BB: 0 P: 17	R: 0 E: 0 K: 0 S: 6	H: 0 LOB: 0 BB: 1 P: 13	R: 0 E: 0 K: 0 S: 9	H: 1 LOB: 1 BB: 0 P: 13	R: 0 E: 0 K: 0 S: 7	H: 0 LOB: 0 BB: 0 P: 10	R: 2 E: 0 K: 1 S: 10	H: 2 LOB: 0 BB: 0 P: 13	R: 3 E: 0 K: 1 S: 11	H: 3 LOB: 1 BB: 0 P: 21	R: 1 E: 1 K: 0 S: 10	H: 3 LOB: 2 BB: 0 P: 15	R: 1 E: 0 K: 0 S: 9	H: 2 LOB: 1 BB: 0 P: 14	R: 0 E: 0 K: 0 S: 9	H: 0 LOB: 0 BB: 0 P: 12	1B: 7 2B: 3 3B: 0 HR: 2	SF: 0 SAC: 0 DP: 1 HBP: 2	WP: 0 PA: 40 PB: 0 SB: 1 CS: 1
PITCHER	IP WLS BF H R ER SO BB IBB HBP BLK WP HR S P ERA WHIP											IP WLS BF H R ER SO BB IBB HBP BLK WP HR S P ERA WHIP									
Ricardo Rodriguez, R (1.1) ERA: 6.05	5.1 24 7 5 5 1 1 0 2 0 0 2 48 76 8.44 1.500																				
53 Carl Sadler, L (6.1) ERA: 2.53	0.2 H 2 0 0 0 1 0 0 0 0 0 0 6 11 0.00 0.000																				
Dave Burba, R (7.1) ERA: 5.22	1.0 H 5 3 1 1 0 0 0 0 0 0 0 10 15 9.00 3.000																				
Mark Wohlers, R (8.1) ERA: 5.46	1.0 B 5 2 1 1 0 0 0 0 0 0 0 9 14 9.00 2.000																				
Danyis Baez, R (9.1) ERA: 4.38	1.0 W 3 0 0 0 0 0 0 0 0 0 0 9 12 0.00 0.000																				

Batter	1	2	3	4	5	6	7	8	9	AB R H RBI BB SO LOB	BOTTOM										
Milton Bradley, S (1.8) OBP: 0.314, SLG: 0.419	1-3 K	1-1 L4		1-0 2H 2B		0-1 G5-3			0-0 B3	5 0 1 1 0 1 3	Boston Red Sox @ Cleveland Indians Jacobs Field, Cleveland, OH Sat Aug 31 2002, 7:05 PM EDT Att: 37,908 - Sunny - 75 F										
Omar Vizquel, S (1.6) OBP: 0.343, SLG: 0.428	1-1 F9	2-1 2H 3H 1B		1-1 G5-3		0-2 G5-4-3 1B		1-1 E8 1H 2B	5 0 3 2 0 0 0												
Ellis Burks, R (1.10) OBP: 0.349, SLG: 0.521	0-0 HR 2B				0-1 BB 1B		0-1 G5-4-3 1-2f			3 2 2 0 0 0 1											
Jim Thome, L (1.3) OBP: 0.438, SLG: 0.666	1-0 2H HR	1-1 F8			4-2 G5-4-3 1B BB		3-3 K			3 1 1 2 1 1 2											
Karim Garcia, L (1.9) OBP: 0.337, SLG: 0.553	1-3 K		1-1 F9		3-0 G5-4-3 1B		0-0 G5-4-3 1B			4 0 2 1 0 1 0											
Lee Stevens, L (1.7) OBP: 0.315, SLG: 0.367		4-2 1B E BB	1-1 P6		3-2 G5-4-3 1-2f 2-3		1-2 P5			3 1 0 0 1 0 3											
Josh Bard, S (1.2) OBP: 0.333, SLG: 0.621		0-0 E 1B 1B	0-1 G6-3		0-2 G3		0-0 G5-4-3 1-2f			4 1 1 0 0 0 2											
Greg LaRocca, R (1.5) OBP: 0.381, SLG: 0.333		1-1 E7 1B 1B		1-0 F7		2-0 G5-3		2-2 P4		4 1 1 1 0 0 0											
John McDonald, R (1.4) OBP: 0.297, SLG: 0.346		0-3 K2-3		1-1 E6 2B 1B		2-2 G6-3		2-1 2B E 1B		3 1 1 0 0 1 2											
Bill Selby, L (9,PH) OBP: 0.272, SLG: 0.301										1 1 1 0 0 0 0											
Inning Stats	R: 2 E: 0 K: 2 S: 10	H: 2 LOB: 0 BB: 0 P: 14	R: 3 E: 1 K: 1 S: 14	H: 3 LOB: 2 BB: 1 P: 25	R: 0 E: 0 K: 0 S: 6	H: 0 LOB: 0 BB: 0 P: 8	R: 1 E: 1 K: 0 S: 6	H: 2 LOB: 0 BB: 0 P: 10	R: 1 E: 0 K: 0 S: 12	H: 2 LOB: 1 BB: 1 P: 22	R: 0 E: 0 K: 0 S: 6	H: 0 LOB: 0 BB: 0 P: 10	R: 0 E: 0 K: 1 S: 9	H: 1 LOB: 0 BB: 0 P: 12	R: 0 E: 0 K: 0 S: 5	H: 1 LOB: 0 BB: 0 P: 6	R: 1 E: 1 K: 0 S: 9	H: 2 LOB: 1 BB: 0 P: 14	1B: 9 2B: 3 3B: 0 HR: 1	SF: 0 SAC: 0 DP: 3 HBP: 1	WP: 0 PA: 38 PB: 0 SB: 0 CS: 0
PITCHER	IP WLS BF H R ER SO BB IBB HBP BLK WP HR S P ERA WHIP											IP WLS BF H R ER SO BB IBB HBP BLK WP HR S P ERA WHIP									
John Burkett, R (1.1) ERA: 4.94	4.0 3 1 0 0 0 2 0 0 0 0 0 7 13 0.00 1.000																				
Willie Banks, R (5.1) ERA: 3.54	1.0 3 1 0 0 0 0 0 0 0 0 0 7 13 0.00 0.600																				
Frank Castillo, R (6.1) ERA: 5.31	1.2 5 1 0 0 0 0 0 0 0 0 0 11 15 0.00 0.750																				
Alan Embree, L (7.1) ERA: 2.09	1.1 4 1 0 0 1 0 0 0 0 0 0 9 13 0.00 3.000																				
Bob Howry, R (9.1) ERA: 4.26	0.2 L 4 2 1 0 0 0 0 0 0 0 0 9 14 0.00 3.000																				

Batter	1	2	3	4	5	6	7	8	9	AB	R	H	RBI	BB	SO	LOB	TOP					
Milton Bradley, S (1, 8) OBP: 0.314, SLG: 0.424	0-0 F8 1B HR 1B		0-0 G1-5-3			2-2 G4-3	2-2 2B		1-1 HR 2B	5	2	3	1	0	0	0	Cleveland Indians @ Detroit Tigers Comerica Park, Detroit, MI Mon Sep 02 2002, 2:05 PM EDT Att: 18,722 - Cloudy - 83 F					
Omar Vizquel, S (1, 6) OBP: 0.341, SLG: 0.425	1-0 CS 1B		2-0 F7			2-2 HR BB 1B	0-1 L5		1-3 K	5	1	2	0	0	1	2						
Lee Stevens, L (1, 3) OBP: 0.319, SLG: 0.377	0-1 F8 2-3		0-0 F9			4-2 HR BB 1-2		4-0 F8 1B BB 1B	2H HR	3	3	1	2	2	0	2						
Jim Thome, L (1, 10) OBP: 0.436, SLG: 0.657	4-2 HR BB 1-2			1-0 P4		0-3 K		1-1 BB 1B 1-2	2-2 F2	4	2	1	0	1	1	2						
Karim Garcia, L (1, 9) OBP: 0.336, SLG: 0.592	0-1 HR 1-1H 3-H		1-3 K2-3			0-2 HR 1-1H 2-H		2-2 F8 2-3	0-0 G3	5	2	2	6	0	1	2						
Matt Lawton, L (1, 7) Chris Magruder, S (8, 7) OBP: 0.263, SLG: 0.378	1-0 F7		0-0 G4-3			1-3 K		0-1 F7		4	0	0	0	0	1	2						
Josh Bard, S (1, 2) OBP: 0.353, SLG: 0.606		0-0 G6-3			2-2 G4-3		0-0 G5-3 2B 1B	2-2 BB 1-2 3-H 1B		4	1	2	1	0	0	0						
Greg LaRocca, R (1, 5) OBP: 0.360, SLG: 0.286		2-3 K			0-0 F9		1-3 K	4-2 1-2 2-3 BB		3	0	0	0	1	2	1						
John McDonald, R (1, 4) OBP: 0.297, SLG: 0.344		0-1 L1			0-1 F9		3-2 G5-3 1-2	0-0 1-2 2-H 3-H 1B		4	0	1	1	0	0	1						
Inning Stats	R: 3 E: 0 K: 0 S: 9	H: 3 LOB: 0 BB: 1 P: 15	R: 0 E: 0 K: 1 S: 6	H: 0 LOB: 0 BB: 0 P: 8	R: 0 E: 0 K: 1 S: 5	H: 0 LOB: 0 BB: 0 P: 5	R: 0 E: 0 K: 1 S: 5	H: 0 LOB: 0 BB: 0 P: 7	R: 0 E: 0 K: 0 S: 6	H: 0 LOB: 0 BB: 0 P: 8	R: 3 E: 0 K: 2 S: 17	H: 2 LOB: 1 BB: 1 P: 26	R: 1 E: 0 K: 1 S: 13	H: 2 LOB: 1 BB: 0 P: 19	R: 2 E: 0 K: 0 S: 13	H: 3 LOB: 2 BB: 2 P: 26		R: 2 E: 0 K: 1 S: 10	H: 2 LOB: 0 BB: 0 P: 14	1B: 7 2B: 2 3B: 0 HR: 3	SF: 0 SAC: 0 DP: 0 HBP: 0	WP: 0 PB: 0 SB: 0 CS: 1
PITCHER	IP WLS BF H R ER SO BB IBB HBP BLK WP HR S P ERA WHIP	5.1 L 21 4 5 5 2 2 0 0 0 0 1 37 59 8.44 1.125	6.1 3 1 1 1 2 0 0 0 0 0 0 1 9 10 13.50 1.500	7.1 12 5 3 3 1 2 0 0 0 0 0 0 26 45 13.50 3.500	9.1 5 2 2 2 1 0 0 0 0 0 0 1 10 14 18.00 2.000	PITCHER										IP WLS BF H R ER SO BB IBB HBP BLK WP HR S P ERA WHIP						

AB	37
R	11
H	12
RBI	11
BB	4
SO	6
LOB	12



Batter	1	2	3	4	5	6	7	8	9	AB	R	H	RBI	BB	SO	LOB	BOTTOM			
Hiram Bocachica, R (1, 8) OBP: 0.265, SLG: 0.417	2-2 F7		0-0 P6		0-1 F8			1-3 K		4	0	0	0	0	1	3	Cleveland Indians @ Detroit Tigers Comerica Park, Detroit, MI Mon Sep 02 2002, 2:05 PM EDT Att: 18,722 - Cloudy - 83 F			
Damion Easley, R (1, 4) OBP: 0.314, SLG: 0.351	0-1 G3-6-3 1B		0-1 P3		1-0 G1-4-3			1-1 F9		4	0	1	0	0	0	3				
Robert Fick, L (1, 9) OBP: 0.326, SLG: 0.435	1-1 G3-6-3 1-2			0-0 HR		2-0 G4-3			0-2 2B	4	1	2	1	0	0	1				
Randall Simon, L (1, 10) OBP: 0.318, SLG: 0.463		1-2 F2		2-1 G4-3		1-1 G6-3			0-3 K	4	0	0	0	0	1	1				
Carlos Pena, L (1, 3) OBP: 0.320, SLG: 0.453		1-1 G6-3		0-1 F8		3-2 L8			3-2 F5	4	0	0	0	0	0	1				
Craig Parquette, R (1, 5) OBP: 0.220, SLG: 0.298		0-0 G1-3		0-0 2B			2-3 K		0-0 F8	4	0	1	0	0	1	1				
15 Brandon Inge, R (1, 2) OBP: 0.285, SLG: 0.361			3-2 F8		2-2 L5		3-3 K			3	0	0	0	0	1	1				
Ramon Santiago, S (1, 6) OBP: 0.308, SLG: 0.376			0-0 1B 1B		2-1 P4		0-0 G3			3	0	1	0	0	0	0				
George Lombard, L (1, 7) OBP: 0.347, SLG: 0.436			1-0 1-2 1B		4-2 BB			3-1 G4-3		2	0	1	0	1	0	0				
Inning Stats	R: 0 E: 0 K: 0 S: 8	H: 1 LOB: 0 BB: 0 P: 11	R: 0 E: 0 K: 0 S: 6	H: 0 LOB: 0 BB: 0 P: 8	R: 0 E: 0 K: 0 S: 8	H: 2 LOB: 1 BB: 0 P: 12	R: 1 E: 0 K: 0 S: 9	H: 2 LOB: 1 BB: 0 P: 13	R: 0 E: 0 K: 0 S: 7	H: 0 LOB: 0 BB: 0 P: 13	R: 0 E: 0 K: 2 S: 8	H: 0 LOB: 0 BB: 0 P: 13	R: 0 E: 0 K: 1 S: 7	H: 0 LOB: 0 BB: 0 P: 12	R: 0 E: 0 K: 1 S: 12	H: 1 LOB: 1 BB: 0 P: 15		1B: 3 2B: 2 3B: 0 HR: 1	SF: 0 SAC: 0 DP: 1 HBP: 0	WP: 0 PB: 0 SB: 0 CS: 0
PITCHER	IP WLS BF H R ER SO BB IBB HBP BLK WP HR S P ERA WHIP	7.0 W 26 5 1 1 2 5 1 1 2 0 0 19 27 0.00 0.500	PITCHER										IP WLS BF H R ER SO BB IBB HBP BLK WP HR S P ERA WHIP							

AB	32
R	1
H	6
RBI	1
BB	1
SO	4
LOB	11



Batter	1	2	3	4	5	6	7	8	9	AB	R	H	RBI	BB	SO	LOB	TOP					
Milton Bradley, S OBP: 0.313, SLG: 0.421 (1, 8)	L9		F9			1B		F8		4	0	1	0	0	0	1						
Omar Vizquel, S OBP: 0.335, SLG: 0.421 (1, 6)	K		F7			F8		B1-3		4	0	0	0	0	1	2						
Ellis Burks, R OBP: 0.348, SLG: 0.518 (1, 10)	G5-3			G5-3		G3-6-1		2B		4	0	2	0	0	0	0						
Jim Thome, L OBP: 0.437, SLG: 0.653 (1, 3)		F8		F8		G3-6-1		BB		2	0	0	0	2	0	2						
Karim Garcia, L OBP: 0.342, SLG: 0.589 (1, 9)		G6-4-3		F8			1B	G3-1		4	0	2	0	0	0	2						
Greg LaRocca, R OBP: 0.345, SLG: 0.320 (1, 5)	F8				L6		P5	G4-3		4	0	1	0	0	0	3						
Josh Bard, S OBP: 0.316, SLG: 0.541 (1, 2)	G6-4-3				E8		F9	G4-3		4	0	0	0	0	0	4						
Chris Magruder, S OBP: 0.263, SLG: 0.376 (1, 7)			G5-3		F8			P4		4	0	1	0	0	0	2						
John McDonald, R OBP: 0.296, SLG: 0.342 (1, 4)				FC6-5		G4-3		F7		4	0	1	0	0	0	4						
Inning Stats	R: 0 E: 0 K: 1 S: 5	H: 0 LOB: 0 BB: 0 P: 7	R: 0 E: 0 K: 0 S: 11	H: 1 LOB: 1 BB: 0 P: 22	R: 0 E: 0 K: 0 S: 9	H: 1 LOB: 1 BB: 0 P: 16	R: 0 E: 0 K: 0 S: 9	H: 0 LOB: 0 BB: 0 P: 13	R: 0 E: 1 K: 0 S: 5	H: 0 LOB: 1 BB: 0 P: 6	R: 0 E: 0 K: 0 S: 5	H: 2 LOB: 1 BB: 0 P: 8	R: 0 E: 0 K: 0 S: 9	H: 2 LOB: 2 BB: 0 P: 13	R: 0 E: 0 K: 0 S: 9	H: 1 LOB: 2 BB: 1 P: 14	R: 0 E: 0 K: 0 S: 10	H: 1 LOB: 1 BB: 0 P: 15	1B: 6 2B: 2 3B: 0 HR: 0	SF: 0 SAC: 0 DP: 2 HBP: 0	WP: 1 PB: 0 SB: 0 CS: 0	PA: 36
PITCHER 50 Andy Van Hekken, L ERA:	IP	WLS	BF	H	R	ER	SO	BB	IBB	HBP	BLK	WP	HR	S	P	ERA	WHIP					
	9.0	W	36	8	0	0	1	2	0	0	0	1	0	72	114	0.00	1.111					

Cleveland Indians @ Detroit Tigers
Comerica Park, Detroit, MI
Tue Sep 03 2002, 7:05 PM EDT
Att: 11,635 - Sunny - 85 F

AB	R	H	RBI	BB	SO	LOB
34	0	8	0	2	1	20

Batter	1	2	3	4	5	6	7	8	9	AB	R	H	RBI	BB	SO	LOB	BOTTOM				
Hiram Bocachica, R OBP: 0.271, SLG: 0.420 (1, 8)	FC1-6	G6-3		E5			F8			4	0	2	0	0	0	0					
Damion Easley, R OBP: 0.313, SLG: 0.347 (1, 4)	FC1-6		G3-6-1	F8			G4-3			3	0	0	0	0	0	2					
Bobby Higginson, L OBP: 0.357, SLG: 0.433 (1, 7)	FC3-6		G3-6-1		G2-6			1B		4	0	2	0	0	0	2					
Randall Simon, L OBP: 0.321, SLG: 0.465 (8, PR)				G2-6				1B		3	1	2	0	1	0	1					
Damian Jackson, R OBP: 0.324, SLG: 0.382 (8, PR)				3B				1B		0	0	0	0	0	0	0					
Robert Fick, L OBP: 0.327, SLG: 0.439 (1, 9)	G3-1			F9				BB		3	0	1	1	1	0	2					
Carlos Pena, L OBP: 0.319, SLG: 0.450 (1, 3)		2B	G3			K		P4		4	1	1	0	0	1	3					
Craig Paquette, R OBP: 0.225, SLG: 0.306 (8, 5)				G1		K		F8		3	2	2	1	0	1	0					
Chris Truby, R OBP: 0.242, SLG: 0.321 (8, 5)				E		K				1	0	0	0	0	0	2					
Matt Walbeck, S OBP: 0.275, SLG: 0.276 (1, 2)				K		K				3	0	1	0	0	2	1					
Ramon Santiago, S OBP: 0.304, SLG: 0.370 (1, 6)		G3-6-3		G1		K				3	0	0	0	0	1	2					
Inning Stats	R: 0 E: 0 K: 0 S: 13	H: 2 LOB: 2 BB: 0 P: 17	R: 2 E: 0 K: 0 S: 12	H: 3 LOB: 0 BB: 0 P: 15	R: 1 E: 0 K: 0 S: 7	H: 1 LOB: 1 BB: 1 P: 16	R: 1 E: 1 K: 1 S: 11	H: 2 LOB: 1 BB: 0 P: 15	R: 0 E: 0 K: 3 S: 9	H: 0 LOB: 0 BB: 0 P: 10	R: 0 E: 0 K: 1 S: 6	H: 0 LOB: 0 BB: 0 P: 6	R: 0 E: 0 K: 0 S: 12	H: 2 LOB: 2 BB: 1 P: 21	1B: 9 2B: 1 3B: 1 HR: 0	SF: 0 SAC: 0 DP: 3 HBP: 1	WP: 0 PB: 0 SB: 0 CS: 0	PA: 34			
PITCHER Terry Mulholland, L ERA: 2.38 53 Carl Sadler, L ERA: 2.38 Mark Wohlers, R ERA: 6.43	IP	WLS	BF	H	R	ER	SO	BB	IBB	HBP	BLK	WP	HR	S	P	ERA	WHIP				
	7.0	L	31	4	3	5	5	1	0	1	0	0	0	4	9	0.00	1.500				
	0.2		2	0	0	0	0	1	0	0	0	0	0	4	9	0.00	1.500				
	0.1		1	0	0	0	0	0	0	0	0	0	0	2	2	0.00	0.000				


Cleveland Indians @ Detroit Tigers
Comerica Park, Detroit, MI
Tue Sep 03 2002, 7:05 PM EDT
Att: 11,635 - Sunny - 85 F

AB	R	H	RBI	BB	SO	LOB
31	4	11	2	5	15	

Batter	1	2	3	4	5	6	7	8	9	AB	R	H	RBI	BB	SO	LOB	TOP		
Milton Bradley, S OBP: 0.315, SLG: 0.419	1-2 G3 1B		2-1 G6-3	0-0 G4-3		4-1 FC5-2 1B BB		1-1 F9		4	2	1	1	1	0	1			
John McDonald, R OBP: 0.299, SLG: 0.333	1-2 F8		0-1 G5-3		0-0 G6-3	0-1 FC5-2 1B G5-3		0-1 P4		5	1	0	0	0	0	4			
Ellis Burks, R OBP: 0.350, SLG: 0.518	2-2 G3 1-3 1B		4-2 BB		1-0 G6-3	1-2 G5-3 1B		0-3 K		4	0	2	2	1	1	0			
Jim Thome, L OBP: 0.435, SLG: 0.647	4-2 G3 BB		0-0 G1-3		0-3 K	0-1 G5-3			1-1 F9	4	0	0	1	1	1	2			
Karim Garcia, L OBP: 0.345, SLG: 0.586	2-1 G3			4-0 FC1-6 BB					0-2 G6-3	4	1	1	1	1	0	3			
Greg LaRocca, R OBP: 0.353, SLG: 0.379	3-2 G5-3			1-0 FC1-6 G3 1B 1-2		4-1 1B SH HBP BB	1-0 G5-3		1-0 3B	4	2	1	0	1	0	3			
Josh Bard, S OBP: 0.310, SLG: 0.512		1-1 G6-3		1-0 G3 1-2 1B		0-0 SH HBP 1B BB	1-2 F9		0-0 G1-3	4	2	1	0	0	0	1	AB 36		
Bill Selby, L OBP: 0.277, SLG: 0.324		1-2 F9		3-2 G3		1-0 BB HBP FC5-2 1B	0-1 3B			4	0	2	0	0	0	2	R 9		
Chris Magruder, S OBP: 0.267, SLG: 0.375		1-3 K		0-0 1B		1-0 FC5-2 1B HBP	2-0 G4-3			3	1	1	3	0	1	1	H 9		
Inning Stats	R: 1 E: 0 K: 0 S: 20	H: 2 LOB: 2 BB: 1 P: 33	R: 0 E: 0 K: 1 S: 9	H: 0 LOB: 0 BB: 0 P: 12	R: 0 E: 0 K: 0 S: 10	H: 0 LOB: 1 BB: 1 P: 16	R: 2 E: 0 K: 0 S: 8	H: 2 LOB: 1 BB: 1 P: 17	R: 0 E: 0 K: 1 S: 5	H: 1 LOB: 0 BB: 0 P: 11	R: 0 E: 0 K: 1 S: 7	H: 0 LOB: 0 BB: 0 P: 8	R: 0 E: 0 K: 0 S: 8	H: 1 LOB: 1 BB: 0 P: 10	1B: 6 2B: 1 3B: 2 HR: 0	SF: 0 SAC: 1 DP: 0 HBP: 1	WP: 0 PA: 43		
PITCHER	IP WLS BF H R ER SO	IP WLS BF H R ER SO	IP WLS BF H R ER SO	IP WLS BF H R ER SO	IP WLS BF H R ER SO	IP WLS BF H R ER SO	IP WLS BF H R ER SO	IP WLS BF H R ER SO	IP WLS BF H R ER SO	IP WLS BF H R ER SO	IP WLS BF H R ER SO	IP WLS BF H R ER SO	IP WLS BF H R ER SO	IP WLS BF H R ER SO	IP WLS BF H R ER SO	IP WLS BF H R ER SO	ERA WHIP		
Mike Maroth, L ERA: 4.8	(1, 1)	5.0	L	26	6	7	7	2	4	0	0	0	0	0	0	0	0	12.60	2.000
Adam Bernero, R ERA: 6.2	(6, 1)	2.0		10	2	2	1	0	1	0	1	0	0	0	0	0	0	4.50	1.500
Jose Paniagua, R ERA: 5.58	(8, 1)	1.0		3	0	0	0	1	0	0	0	0	0	0	0	0	0.00	0.000	
Juan Acevedo, R ERA: 2.88	(9, 1)	1.0		4	1	0	0	0	0	0	0	0	0	0	0	0	0.00	1.000	

Cleveland Indians @ Detroit Tigers
Comerica Park, Detroit, MI
Wed Sep 04 2002, 7:05 PM EDT
Att: 12,715 - Sunny - 80 F


AB 36
R 9
H 9
RBI 8
BB 5
SO 3
LOB 17



Batter	1	2	3	4	5	6	7	8	9	AB	R	H	RBI	BB	SO	LOB	BOTTOM		
George Lombard, L OBP: 0.345, SLG: 0.432	3-3 K		0-1 B5		1-1 BB 1B		2-3 K			4	0	1	0	0	2	1			
Damion Easley, R OBP: 0.308, SLG: 0.341	2-2 G6-3		2-3 K		0-0 F8		0-3 K			4	0	0	0	0	2	2			
Bobby Higginson, L OBP: 0.358, SLG: 0.435	0-0 2B		3-2 G3		4-1 BB		0-2 L9			3	0	1	0	1	0	1			
Randall Simon, L OBP: 0.321, SLG: 0.463	2-3 K			2-2 2B 1B		0-0 F7		2-3 K		4	1	1	0	0	2	3			
Robert Fick, L OBP: 0.327, SLG: 0.439		1-0 P6		2-1 E 2B		1-2 L4		1-3 K		4	1	1	1	0	1	2			
Hiram Bocachica, R OBP: 0.271, SLG: 0.420				1-H						0	0	0	0	0	0	0			
Carlos Pena, L OBP: 0.316, SLG: 0.444		0-0 G4-3		2-2 F9		2-1 F7		2-3 K		4	0	0	0	0	1	1			
Shane Halter, R OBP: 0.318, SLG: 0.401		0-0 F9		0-2 E3		1-3 K		1-0 F8		4	0	0	0	0	1	0	AB 35		
Craig Paquette, R OBP: 0.225, SLG: 0.309			3-1 1B 2B		0-0 F8		0-2 E6		0-3 K	4	1	1	0	0	1	1	R 3		
Matt Walbeck, S OBP: 0.274, SLG: 0.275			1-0 2B		2-3 K		2-2 P6		1-0 G1-3	4	0	1	1	0	1	2	H 6		
Inning Stats	R: 0 E: 0 K: 2 S: 10	H: 1 LOB: 1 BB: 0 P: 17	R: 0 E: 0 K: 0 S: 3	H: 0 LOB: 0 BB: 0 P: 4	R: 1 E: 0 K: 1 S: 11	H: 2 LOB: 1 BB: 0 P: 20	R: 2 E: 1 K: 1 S: 18	H: 2 LOB: 1 BB: 0 P: 26	R: 0 E: 0 K: 1 S: 13	H: 0 LOB: 1 BB: 0 P: 18	R: 0 E: 0 K: 2 S: 9	H: 0 LOB: 0 BB: 0 P: 11	R: 0 E: 0 K: 3 S: 11	H: 0 LOB: 0 BB: 0 P: 16	R: 0 E: 0 K: 1 S: 6	H: 0 LOB: 0 BB: 0 P: 8	1B: 3 2B: 3 3B: 0 HR: 0	SF: 0 SAC: 0 DP: 0 HBP: 0	WP: 0 PA: 36
PITCHER	IP WLS BF H R ER SO	IP WLS BF H R ER SO	IP WLS BF H R ER SO	IP WLS BF H R ER SO	IP WLS BF H R ER SO	IP WLS BF H R ER SO	IP WLS BF H R ER SO	IP WLS BF H R ER SO	IP WLS BF H R ER SO	IP WLS BF H R ER SO	IP WLS BF H R ER SO	IP WLS BF H R ER SO	IP WLS BF H R ER SO	IP WLS BF H R ER SO	IP WLS BF H R ER SO	IP WLS BF H R ER SO	ERA WHIP		
Jaret Wright, R ERA: 14.44	(1, 1)	5.0	W	23	6	3	2	4	1	0	0	0	0	0	0	0	3.60	1.400	
David Riske, R ERA: 5.07	(6, 1)	2.0		7	0	0	0	3	0	0	0	0	0	0	0	0	0.00	0.000	
53 Carl Sadler, L ERA: 2.19	(8, 1)	1.0		3	0	0	0	3	0	0	0	0	0	0	0	0	0.00	0.000	
Danys Baez, R ERA: 4.36	(9, 1)	1.0		3	0	0	0	1	0	0	0	0	0	0	0	0	0.00	0.000	

Cleveland Indians @ Detroit Tigers
Comerica Park, Detroit, MI
Wed Sep 04 2002, 7:05 PM EDT
Att: 12,715 - Sunny - 80 F

AB 35
R 3
H 6
RBI 2
BB 1
SO 11
LOB 13



Batter	1	2	3	4	5	6	7	8	9	AB	R	H	RBI	BB	SO	LOB	TOP								
Milton Bradley, S OBP: 0.313, SLG: 0.413	F7		K			K		K		4	1	0	0	1	3	2	Cleveland Indians @ Chicago White Sox Comiskey Park, Chicago, IL Thu Sep 05 2002, 8:05 PM EDT Att: 12,667 - Sunny - 73 F								
Omar Vizquel, S OBP: 0.339, SLG: 0.420	K		K				G5-3			4	1	1	0	1	2	2									
Ellis Burks, R OBP: 0.351, SLG: 0.517	G1-3						G3			5	2	2	2	0	1	1									
Jim Thome, L OBP: 0.432, SLG: 0.649		F8								5	2	1	2	0	2	3									
Karim Garcia, L OBP: 0.347, SLG: 0.603		G3-1								5	2	2	4	0	0	1									
Lee Stevens, L OBP: 0.315, SLG: 0.372 Chris Magruder, S OBP: 0.267, SLG: 0.375		G4-3								4	0	0	0	0	0	1									
Josh Bard, S OBP: 0.326, SLG: 0.578										4	1	2	2	0	0	0									
Bill Selby, L OBP: 0.268, SLG: 0.313										4	0	0	0	0	0	1									
John McDonald, R OBP: 0.298, SLG: 0.356										4	2	3	1	0	1	0									
Inning Stats	R: 0 E: 0 K: 1 S: 8	H: 0 LOB: 0 BB: 0 P: 12	R: 0 E: 0 K: 0 S: 7	H: 0 LOB: 0 BB: 0 P: 10	R: 0 E: 0 K: 2 S: 13	H: 2 LOB: 2 BB: 0 P: 23	R: 2 E: 0 K: 0 S: 7	H: 2 LOB: 0 BB: 0 P: 8	R: 6 E: 1 K: 0 S: 19	H: 3 LOB: 0 BB: 2 P: 36	R: 0 E: 0 K: 1 S: 11	H: 0 LOB: 0 BB: 0 P: 17	R: 0 E: 0 K: 1 S: 7	H: 0 LOB: 0 BB: 0 P: 12	R: 3 E: 0 K: 1 S: 14	H: 3 LOB: 0 BB: 0 P: 21		R: 0 E: 0 K: 2 S: 13	H: 1 LOB: 1 BB: 0 P: 23	1B: 7 2B: 0 3B: 0 HR: 4	SF: 0 SAC: 0 DP: 0 HBP: 0	WP: 0 PB: 0 SB: 0 CS: 0	PA: 41		
PITCHER	IP	WLS	BF	H	R	ER	SO	BB	IBB	HBP	BLK	WP	HR	S	P	ERA	WHIP								
Gary Glover, R ERA: 5.06	4.1	L	21	6	6	6	3	2	0	0	0	0	1	44	75	12.46	1.846								
Mike Porzio, L ERA: 4.01	1.2		7	1	2	1	2	0	0	0	0	0	1	21	31	5.40	0.600								
Jim Parque, L ERA: 9.95	2.0		9	3	3	3	2	0	0	0	0	0	2	21	33	13.50	1.500								
Kelly Wunsch, L ERA: 3.65	1.0		4	1	0	0	2	0	0	0	0	0	0	13	23	0.00	1.000								

Batter	1	2	3	4	5	6	7	8	9	AB	R	H	RBI	BB	SO	LOB	BOTTOM								
D'Angelo Jimenez, S OBP: 0.313, SLG: 0.327		F7								5	1	2	0	0	0	1	Cleveland Indians @ Chicago White Sox Comiskey Park, Chicago, IL Thu Sep 05 2002, 8:05 PM EDT Att: 12,667 - Sunny - 73 F								
Jose Valentin, S OBP: 0.302, SLG: 0.474	F8		G5-4-3							5	0	1	0	0	0	3									
Carlos Lee, R OBP: 0.352, SLG: 0.465										1	2	0	0	4	1	1									
Magglio Ordonez, R OBP: 0.378, SLG: 0.584										5	2	3	3	0	0	4									
14 Paul Konerko, R OBP: 0.367, SLG: 0.517										4	1	2	1	1	0	3									
Jeff Liefer, L OBP: 0.292, SLG: 0.329										4	0	0	0	0	3	5									
Aaron Rowand, R OBP: 0.290, SLG: 0.386										4	0	0	0	0	2	5									
Josh Paul, R OBP: 0.348, SLG: 0.312										4	0	1	2	0	0	2									
Willie Harris, L OBP: 0.262, SLG: 0.291										4	0	1	0	0	0	1									
Inning Stats	R: 3 E: 0 K: 1 S: 13	H: 3 LOB: 1 BB: 1 P: 26	R: 0 E: 0 K: 0 S: 9	H: 0 LOB: 0 BB: 0 P: 13	R: 0 E: 0 K: 0 S: 9	H: 1 LOB: 1 BB: 1 P: 17	R: 0 E: 0 K: 2 S: 11	H: 0 LOB: 0 BB: 0 P: 14	R: 0 E: 0 K: 0 S: 10	H: 0 LOB: 0 BB: 0 P: 14	R: 1 E: 0 K: 1 S: 11	H: 2 LOB: 2 BB: 1 P: 21	R: 0 E: 0 K: 1 S: 11	H: 1 LOB: 1 BB: 0 P: 19	R: 2 E: 0 K: 1 S: 16	H: 2 LOB: 1 BB: 1 P: 25		R: 0 E: 0 K: 0 S: 11	H: 1 LOB: 2 BB: 1 P: 21	1B: 9 2B: 0 3B: 0 HR: 1	SF: 0 SAC: 0 DP: 1 HBP: 0	WP: 1 PB: 0 SB: 0 CS: 0	PA: 41		
PITCHER	IP	WLS	BF	H	R	ER	SO	BB	IBB	HBP	BLK	WP	HR	S	P	ERA	WHIP								
Ricardo Rodriguez, R ERA: 9.25	5.0	W	22	5	4	4	3	3	0	0	0	0	1	56	94	7.20	1.600								
Dave Eiler, R ERA: 3.29	2.0		8	2	0	0	2	0	0	0	0	0	0	18	30	0.00	1.000								
Jerrod Riggan, R ERA: 0.44	1.0		6	2	2	2	1	1	0	0	0	1	0	16	25	18.00	3.000								
Roy Smith, R ERA:	1.0		5	1	0	0	0	1	0	0	0	0	0	11	21	0.00	2.000								


Batter	1	2	3	4	5	6	7	8	9	AB R H RBI BB SO LOB	TOP											
Milton Bradley, S (1, 8) OBP: 0.317, SLG: 0.413	F9		SH1-4 FC4-6 1B		F8		SH1-3 HR BB		2B BB	3 3 1 0 2 0 0	Cleveland Indians @ Chicago White Sox Comiskey Park, Chicago, IL Fri Sep 06 2002, 8:05 PM EDT Att: 17,131 - Sunny - 81 F											
Omar Vizquel, S (1, 6) OBP: 0.335, SLG: 0.421	F9		SH1-4		P4		SH1-3		1B 2B	3 1 1 1 0 0 0												
Ellis Burks, R (1, 10) OBP: 0.353, SLG: 0.515	L5		FC4-6 BB IBB		1B		HR IBB		K	3 1 1 0 2 1 1												
Lee Stevens, L (1, 3) OBP: 0.322, SLG: 0.396		HR	FC4-6 BB		G1-3		HR		WP 1B	4 2 3 6 1 0 1												
Karim Garcia, L (1, 9) OBP: 0.333, SLG: 0.579	K		FC4-6		G4-3		G4-3		K	5 0 0 1 0 2 3												
Travis Fryman, R (1, 5) OBP: 0.292, SLG: 0.333	2B		F8		G1-3 2B		L9		BB	4 1 2 0 1 0 2												
Josh Bard, S (1, 2) OBP: 0.294, SLG: 0.520	G6-3				G1-3		G4-3		K	5 0 0 0 0 2 4												
Chris Magruder, S (1, 7) OBP: 0.267, SLG: 0.377	G6-3				2B		K			4 0 1 1 0 2 1												
John McDonald, R (1, 4) OBP: 0.297, SLG: 0.354			SH1-4 BB 1B		G5-3		G6-3		K	4 1 1 0 0 1 1												
Inning Stats	R: 0 E: 0 K: 0 S: 8	H: 0 LOB: 0 BB: 0 P: 12	R: 1 E: 0 K: 1 S: 9	H: 2 LOB: 1 BB: 0 P: 17	R: 2 E: 0 K: 0 S: 9	H: 2 LOB: 2 BB: 2 P: 24	R: 0 E: 0 K: 2 S: 8	H: 0 LOB: 0 BB: 0 P: 10	R: 0 E: 0 K: 0 S: 8	H: 1 LOB: 1 BB: 0 P: 12	R: 1 E: 0 K: 0 S: 11	H: 2 LOB: 1 BB: 2 P: 17	R: 3 E: 0 K: 0 S: 11	H: 1 LOB: 0 BB: 2 P: 23	R: 0 E: 0 K: 2 S: 7	H: 0 LOB: 0 BB: 0 P: 13	R: 2 E: 0 K: 3 S: 20	H: 2 LOB: 2 BB: 2 P: 36	1B: 5 2B: 3 3B: 0 HR: 2	SF: 0 SAC: 1 DP: 0 HBP: 0	WP: 1 PB: 0 SB: 1 CS: 0	PA: 43
PITCHER	IP WLS BF H R ER SO BB IBB HBP BLK WP HR S P ERA WHIP											PITCHER	IP WLS BF H R ER SO BB IBB HBP BLK WP HR S P ERA WHIP									
56 Mark Buehrle, L (1, 1) ERA: 3.52	7.0 L 33 8 7 7 3 2 2 0 0 0 0 2 61 115 9.00 1.429																					
Keith Foulke, R (8, 1) ERA: 3.43	1.0 3 0 0 0 2 0 0 0 0 0 0 7 13 0.00 0.000																					
Antonio Osuna, R (9, 1) ERA: 4.61	0.1 4 2 2 2 1 1 0 0 0 0 0 0 12 22 54.00 9.000																					
Kelly Wunsch, L (9, 1) ERA: 3.55	0.2 3 0 0 0 2 1 0 0 0 0 1 0 8 14 0.00 1.500																					

Batter	1	2	3	4	5	6	7	8	9	AB R H RBI BB SO LOB	BOTTOM											
D'Angelo Jimenez, S (1, 4) OBP: 0.314, SLG: 0.324	G3		2B 2B BB		K		G4-6-3 BB		F3	3 1 0 0 2 1 1	Cleveland Indians @ Chicago White Sox Comiskey Park, Chicago, IL Fri Sep 06 2002, 8:05 PM EDT Att: 17,131 - Sunny - 81 F											
Jose Valentin, S (1, 6) OBP: 0.305, SLG: 0.476	F7		2B 2B		1B G6-3 BB		G4-6-3		HR BB	3 3 1 0 2 0 1												
Frank Thomas, R (1, 10) OBP: 0.350, SLG: 0.457	P6		F3		14 1B 2B G6-3 1B		1B		HR	5 2 3 3 0 0 2												
Magglio Ordonez, R (1, 9) OBP: 0.378, SLG: 0.586		14 G4-3 2B	2B 2H 3H 2B		G6-3		G4-3		K	5 0 2 3 0 1 2												
14 Paul Konerko, R (1, 3) OBP: 0.367, SLG: 0.515	G4-3		K		2B 1B		G1-3			4 0 1 0 0 1 2												
Carlos Lee, R (1, 7) OBP: 0.353, SLG: 0.467	BB				P4		F8			3 0 1 1 1 0 0												
Joe Borcherd, S (1, 8) OBP: 0.125, SLG: 0.500	K				G4-3		G3		K	4 0 0 0 0 2 2												
24 Joe Crede, R (1, 5) OBP: 0.286, SLG: 0.471	F9				1B		G5-3		BB HR BB	3 1 1 0 1 0 2												
Mark Johnson, L (1, 2) OBP: 0.295, SLG: 0.280	F7				G6-3		G1		F5	4 0 0 0 0 0 2												
Inning Stats	R: 0 E: 0 K: 0 S: 8	H: 0 LOB: 0 BB: 0 P: 13	R: 0 E: 0 K: 1 S: 10	H: 1 LOB: 1 BB: 1 P: 20	R: 2 E: 0 K: 1 S: 18	H: 2 LOB: 1 BB: 1 P: 30	R: 0 E: 0 K: 0 S: 5	H: 1 LOB: 1 BB: 0 P: 8	R: 2 E: 0 K: 1 S: 11	H: 3 LOB: 2 BB: 1 P: 20	R: 0 E: 0 K: 0 S: 6	H: 0 LOB: 0 BB: 0 P: 10	R: 0 E: 0 K: 0 S: 5	H: 1 LOB: 1 BB: 1 P: 10	R: 0 E: 0 K: 1 S: 6	H: 0 LOB: 0 BB: 0 P: 11	R: 3 E: 0 K: 1 S: 19	H: 1 LOB: 0 BB: 2 P: 31	1B: 4 2B: 4 3B: 0 HR: 1	SF: 0 SAC: 0 DP: 1 HBP: 0	WP: 0 PB: 0 SB: 0 CS: 0	PA: 40
PITCHER	IP WLS BF H R ER SO BB IBB HBP BLK WP HR S P ERA WHIP											PITCHER	IP WLS BF H R ER SO BB IBB HBP BLK WP HR S P ERA WHIP									
Dave Burba, R (1, 1) ERA: 5.18	6.0 W 27 4 4 4 3 3 0 0 0 0 0 0 2 6 6.00 1.667																					
53 Carl Sadler, L (7, 1) ERA: 2.09	0.2 H 2 0 0 0 0 1 0 0 0 0 0 0 2 6 0.00 1.500																					
Mark Wohlers, R (7, 1) ERA: 5.31	1.1 5 1 0 0 1 0 0 0 0 0 0 0 9 15 0.00 0.750																					
David Riske, R (9, 1) ERA: 6.25	0.2 5 1 3 3 0 2 0 0 0 0 0 1 15 26 40.50 4.500																					
Danys Baez, R (9, 1) ERA: 4.35	0.1 S 1 0 0 0 1 0 0 0 0 0 0 0 4 5 0.00 0.000																					

Batter	1	2	3	4	5	6	7	8	9	AB	R	H	RBI	BB	SO	LOB	TOP																				
Milton Bradley, S OBP: 0.320, SLG: 0.414	F8		L4														4 0 2 0 0 0 0																				
Omar Vizquel, S OBP: 0.335, SLG: 0.419	G6-3		G3														3 0 0 0 1 0 1																				
Lee Stevens, L OBP: 0.318, SLG: 0.391	F7																4 0 0 0 0 2 3																				
Jim Thome, L OBP: 0.431, SLG: 0.644																	3 1 0 0 1 1 0																				
Karim Garcia, L OBP: 0.346, SLG: 0.608																	4 1 3 2 0 1 0																				
Bill Selby, L OBP: 0.276, SLG: 0.339																	3 1 1 1 1 1 0																				
Chris Magruder, S OBP: 0.266, SLG: 0.380																	4 1 1 0 0 2 2																				
John McDonald, R OBP: 0.296, SLG: 0.352																	4 0 1 0 0 2 2																				
Eddie Pérez, R OBP: 0.270, SLG: 0.305																	4 0 0 0 0 2 1																				
Inning Stats	R: 0 H: 0 E: 0 K: 0 S: 7	H: 0 LOB: 0 BB: 0 P: 12	R: 0 H: 1 E: 0 K: 2 S: 15	H: 2 LOB: 2 BB: 1 P: 24	R: 0 H: 0 E: 0 K: 1 S: 10	H: 0 LOB: 0 BB: 0 P: 13	R: 0 H: 1 E: 0 K: 0 S: 7	H: 1 LOB: 0 BB: 0 P: 11	R: 2 H: 4 E: 0 K: 1 S: 11	H: 4 LOB: 2 BB: 1 P: 22	R: 2 H: 1 E: 0 K: 1 S: 13	H: 1 LOB: 1 BB: 0 P: 21	R: 0 H: 1 E: 0 K: 3 S: 13	H: 1 LOB: 0 BB: 0 P: 19	R: 0 H: 0 E: 0 K: 1 S: 6	H: 0 LOB: 0 BB: 0 P: 12	1B: 5 2B: 1 3B: 0 HR: 2	SF: 0 SAC: 0 DP: 1 HBP: 0	WP: 0 PB: 0 SB: 1 CS: 1	PA: 37																	
PITCHER	IP	WLS	BF	H	R	ER	SO	BB	IBB	HBP	BLK	WP	HR	S	P	ERA	WHIP	PITCHER			IP	WLS	BF	H	R	ER	SO	BB	IBB	HBP	BLK	WP	HR	S	P	ERA	WHIP
Jon Garland, R ERA: 4.88	(1, 1)	6.0	L	26	7	4	4	5	3	0	0	0	0	2	63	103	6.00	1.667																			
Mike Porzio, L ERA: 3.89	(7, 1)	1.0		4	1	0	0	2	0	0	0	0	0	0	11	16	0.00	1.000																			
Damaso Marte, L ERA: 3.09	(8, 1)	1.0		3	0	0	0	3	0	0	0	0	0	0	13	19	0.00	0.000																			
Keith Foulke, R ERA: 3.38	(9, 1)	1.0		3	0	0	0	1	0	0	0	0	0	6	12	0.00	0.000																				

Cleveland Indians @ Chicago White Sox
Comiskey Park, Chicago, IL
Sat Sep 07 2002, 1:15 PM EDT
Att: 16,622 - Sunny - 84 F


AB 33
R 4
H 8
RBI 3
BB 3
SO 11
LOB 9



Batter	1	2	3	4	5	6	7	8	9	AB	R	H	RBI	BB	SO	LOB	BOTTOM																					
D'Angelo Jimenez, S OBP: 0.314, SLG: 0.323	K		G4-3														4 0 1 0 0 1 0																					
Aaron Rowand, R OBP: 0.290, SLG: 0.384	14 FC5 1B		F2														4 0 1 0 0 0 1																					
Frank Thomas, R OBP: 0.351, SLG: 0.455	F9																2 0 0 0 2 0 1																					
Magglio Ordonez, R OBP: 0.378, SLG: 0.583	14 FC5 1B																4 0 1 0 0 1 2																					
14 Paul Konerko, R OBP: 0.366, SLG: 0.512	FC5																3 1 0 0 1 0 3																					
Carlos Lee, R OBP: 0.352, SLG: 0.471																	4 1 1 2 0 0 1																					
24 Joe Crede, R OBP: 0.279, SLG: 0.460																	3 0 0 0 0 1 0																					
Josh Paul, R OBP: 0.337, SLG: 0.300																	3 0 0 0 0 1 0																					
Willie Harris, L OBP: 0.256, SLG: 0.283																	3 0 0 0 0 1 0																					
Inning Stats	R: 0 H: 2 E: 0 K: 1 S: 10	H: 0 LOB: 0 BB: 0 P: 16	R: 0 H: 0 E: 0 K: 1 S: 7	H: 0 LOB: 0 BB: 0 P: 11	R: 0 H: 0 E: 0 K: 0 S: 7	H: 0 LOB: 0 BB: 0 P: 10	R: 2 H: 1 E: 0 K: 2 S: 12	H: 1 LOB: 1 BB: 1 P: 18	R: 0 H: 1 E: 0 K: 1 S: 10	H: 1 LOB: 0 BB: 0 P: 13	R: 0 H: 0 E: 0 K: 0 S: 5	H: 0 LOB: 0 BB: 1 P: 11	R: 0 H: 0 E: 0 K: 0 S: 8	H: 0 LOB: 0 BB: 0 P: 11	R: 0 H: 0 E: 0 K: 0 S: 8	H: 0 LOB: 0 BB: 0 P: 13	R: 0 H: 0 E: 0 K: 0 S: 11	H: 0 LOB: 1 BB: 1 P: 19	1B: 3 2B: 0 3B: 0 HR: 1	SF: 0 SAC: 0 DP: 1 HBP: 0	WP: 0 PB: 0 SB: 0 CS: 0	PA: 33																
PITCHER	IP	WLS	BF	H	R	ER	SO	BB	IBB	HBP	BLK	WP	HR	S	P	ERA	WHIP	PITCHER			IP	WLS	BF	H	R	ER	SO	BB	IBB	HBP	BLK	WP	HR	S	P	ERA	WHIP	
CC Sabathia, L ERA: 4.6	(1, 1)	8.0	W	29	4	2	2	5	2	0	0	0	0	1	67	103	2.25	0.750																				
Mark Wohlers, R ERA: 5.23	(9, 1)	1.0	S	4	0	0	0	0	1	0	0	0	0	11	19	0.00	1.000																					

Cleveland Indians @ Chicago White Sox
Comiskey Park, Chicago, IL
Sat Sep 07 2002, 1:15 PM EDT
Att: 16,622 - Sunny - 84 F

AB 30
R 2
H 4
RBI 2
BB 3
SO 5
LOB 8



Batter	1	2	3	4	5	6	7	8	9	AB	R	H	RBI	BB	SO	LOB	TOP								
Milton Bradley, S OBP: 0.318, SLG: 0.413	0-1 B5-3		0-1 G6-3		1-2 G3		1-2 L7		2-1 2B	5	0	1	0	0	0	1									
Omar Vizquel, S OBP: 0.337, SLG: 0.416	1-0 G1-3		2-3 K		0-1 G4-3		0-2 F8		2-0 HBP	4	0	0	0	0	1	1									
Ellis Burks, R OBP: 0.350, SLG: 0.510	1-3 K			0-1 F8		3-1 F9		2-2 G3-1	0-0 G6-4-3	5	0	0	0	0	1	4									
Jim Thome, L OBP: 0.432, SLG: 0.641		4-1 G4-6-3 1B BB		1-3 K		4-2 BB BB		2-2 G6-3		2	2	0	0	2	1	0									
Karim Garcia, L OBP: 0.351, SLG: 0.628		1-1 G4-6-3 1B		0-0 HR		3-3 K		1-1 F9		4	1	2	1	0	1	1									
Lee Stevens, L OBP: 0.318, SLG: 0.388 Chris Magruder, S OBP: 0.270, SLG: 0.380		0-0 G4-6-3 1-2 2-3		2-3 K		4-2 2B BB		4-1 BB		2	0	0	0	1	1	2									
Josh Bard, S OBP: 0.327, SLG: 0.547		2-0 1B		4-2 HR BB		0-0 1-H 2-H 2B		1-0 G3		3	1	2	3	1	0	1									
Bill Selby, L OBP: 0.275, SLG: 0.361		2-3 K		2-0 1-H HR BB		1-1 G3		2-2 G4-3		4	1	1	2	0	1	3									
John McDonald, R OBP: 0.300, SLG: 0.355			1-0 G6-3		2-1 F8		1-0 S 1B		0-0 2B 1B	4	0	2	0	0	0	0									
Inning Stats	R: 0 E: 0 K: 1 S: 6	H: 0 LOB: 0 BB: 0 P: 8	R: 1 E: 0 K: 1 S: 8	H: 2 LOB: 1 BB: 1 P: 17	R: 0 E: 0 K: 1 S: 8	H: 0 LOB: 0 BB: 0 P: 11	R: 1 E: 0 K: 2 S: 10	H: 1 LOB: 0 BB: 0 P: 13	R: 2 E: 0 K: 0 S: 11	H: 1 LOB: 0 BB: 1 P: 20	R: 2 E: 0 K: 1 S: 14	H: 1 LOB: 2 BB: 2 P: 29	R: 0 E: 0 K: 0 S: 10	H: 1 LOB: 1 BB: 0 P: 14	R: 0 E: 0 K: 0 S: 7	H: 0 LOB: 1 BB: 1 P: 15	R: 0 E: 0 K: 0 S: 7	H: 2 LOB: 2 BB: 0 P: 13	1B: 4 2B: 2 3B: 0 HR: 2	SF: 0 SAC: 0 DP: 2 HBP: 1	WP: 0 PB: 0 SB: 1 CS: 0	PA: 39			
PITCHER	IP	WLS	BF	H	R	ER	SO	BB	IBB	HBP	BLK	WP	HR	S	P	ERA	WHIP								
Rocky Biddle, R ERA: 4.67	5.1		21	4	4	4	5	2	0	0	0	0	2	45	74	6.75	1.125								
Mike Porzio, L ERA: 4.33	0.2		5	1	2	2	1	2	0	0	0	0	0	12	24	27.00	4.500								
Matt Ginter, R ERA: 4.61	1.0		4	1	0	0	0	0	0	0	0	0	0	10	14	0.00	1.000								
Kelly Wunsch, L ERA: 3.38	1.1		5	0	0	0	0	1	0	0	0	0	0	10	20	0.00	0.750								
Antonio Osuna, R ERA: 4.55	0.2	W	4	2	0	0	0	0	0	1	0	0	0	4	8	0.00	3.000								

Cleveland Indians @ Chicago White Sox
Comiskey Park, Chicago, IL
Sun Sep.08.2002, 2:05 PM EDT
Att: 15,067 - Sunny - 81 F

AB 33
R 6
H 8
RBI 6
BB 5
SO 6
LOB 13



Batter	1	2	3	4	5	6	7	8	9	AB	R	H	RBI	BB	SO	LOB	BOTTOM								
D'Angelo Jimenez, S OBP: 0.315, SLG: 0.322	0-0 SH3 2B 1B	1-0 L8			4-2 F9 SF7 E BB		1-1 L8		3-2 P6	4	2	1	0	1	0	5									
Aaron Rowand, R OBP: 0.288, SLG: 0.379	0-0 SH3	1-0 HBP			2-0 F9		0-1 F8		1-0 FC6-4 HR	3	1	0	0	0	0	4									
Frank Thomas, R OBP: 0.352, SLG: 0.461	3-3 K	2-2 G5-3			1-0 SF7		4-1 BB		3-2 HR	3	1	1	4	1	1	4									
Magglio Ordonez, R OBP: 0.378, SLG: 0.583	3-2 14 1B 2B				1-2 P4		2-1 G4-3		4-2 BB 14 1B HBP BB	4	2	1	1	1	0	2									
14 Paul Konerko, R OBP: 0.366, SLG: 0.510	3-1 2H 1B				2-2 G5-3		0-1 F7		3-1 24 1B BB HBP	4	0	1	1	0	0	0									
Carlos Lee, R OBP: 0.353, SLG: 0.468	1-3 K				0-0 G4-3		4-2 BB		4-1 24 1B BB	3	0	0	0	2	2	1									
24 Joe Crede, R OBP: 0.284, SLG: 0.457		0-0 HBP 1B 1B			0-0 F3		2-1 P3		1-2 2-3 3-H 1B	5	0	2	1	0	1	1									
Josh Paul, R OBP: 0.337, SLG: 0.301 Jose Valentin, S OBP: 0.306, SLG: 0.476		0-0 HBP 1B			3-2 F7		0-2 L7		4-2 FC6-4 BB HR BB	3	0	1	0	0	0	1									
Willie Harris, L OBP: 0.263, SLG: 0.285		1-3 K			1-0 F7		1-2 BB 1B		4-2 FC6-4 BB	3	0	1	0	1	1	2									
Inning Stats	R: 2 E: 0 K: 2 S: 16	H: 3 LOB: 1 BB: 0 P: 26	R: 0 E: 0 K: 1 S: 9	H: 2 LOB: 3 BB: 0 P: 14	R: 0 E: 0 K: 0 S: 7	H: 0 LOB: 0 BB: 0 P: 10	R: 0 E: 0 K: 0 S: 6	H: 0 LOB: 0 BB: 0 P: 10	R: 1 E: 1 K: 0 S: 8	H: 0 LOB: 0 BB: 1 P: 16	R: 0 E: 0 K: 0 S: 10	H: 0 LOB: 1 BB: 1 P: 16	R: 0 E: 0 K: 2 S: 7	H: 1 LOB: 2 BB: 1 P: 18	R: 0 E: 0 K: 2 S: 7	H: 0 LOB: 0 BB: 0 P: 11	R: 0 E: 0 K: 0 S: 24	H: 2 LOB: 3 BB: 4 P: 51	1B: 6 2B: 1 3B: 0 HR: 1	SF: 1 SAC: 1 DP: 0 HBP: 2	WP: 0 PB: 0 SB: 0 CS: 0	PA: 43			
PITCHER	IP	WLS	BF	H	R	ER	SO	BB	IBB	HBP	BLK	WP	HR	S	P	ERA	WHIP								
Terry Mulholland, L ERA: 5.84	6.2		29	6	3	2	3	2	0	1	0	0	0	10	20	0.00	0.750								
Dave Elder, R ERA: 3.0	1.1	H	5	0	0	0	2	1	0	0	0	0	0	10	20	0.00	0.750								
Danys Baez, R ERA: 4.56	0.2	L	8	1	4	4	0	4	0	1	0	0	1	21	47	54.00	7.500								
David Riske, R ERA: 6.25	0.0		1	1	0	0	0	0	0	0	0	0	0	3	4	*	*								

Cleveland Indians @ Chicago White Sox
Comiskey Park, Chicago, IL
Sun Sep.08.2002, 2:05 PM EDT
Att: 15,067 - Sunny - 81 F

AB 32
R 7
H 8
RBI 7
BB 7
SO 5
LOB 20



Batter	1	2	3	4	5	6	7	8	9	AB	R	H	RBI	BB	SO	LOB	TOP								
Shannon Stewart, R OBP: 0.366, SLG: 0.428										5	1	2	0	0	0	2	Toronto Blue Jays @ Cleveland Indians Jacobs Field, Cleveland, OH Tue Sep 10 2002, 7:05 PM EDT Att: 24,312 - Sunny - 82 F								
Eric Hinske, L OBP: 0.370, SLG: 0.483										5	0	2	0	0	1	2									
10 Vernon Wells, R OBP: 0.312, SLG: 0.457										5	0	0	0	0	1	4									
Carlos Delgado, L OBP: 0.391, SLG: 0.492											3	2	1	0	2	1		2							
Josh Phelps, R OBP: 0.357, SLG: 0.553											3	1	1	0	1	1		4							
Chris Woodward, R OBP: 0.348, SLG: 0.508										4	1	2	0	0	0	2									
Dave Berg, R OBP: 0.312, SLG: 0.377										3	0	2	1	0	0	0									
Ken Huckaby, R OBP: 0.279, SLG: 0.314										4	0	0	2	0	0	5									
Kevin Cash, R OBP: 0.279, SLG: 0.314										0	0	0	0	0	0	0									
Jayson Werth, R OBP: 0.333, SLG: 0.296										2	0	0	0	2	1	2									
Inning Stats	R: 0 E: 0 K: 0 S: 7	H: 1 LOB: 0 BB: 0 P: 10	R: 2 E: 1 K: 2 S: 16	H: 3 LOB: 1 BB: 0 P: 20	R: 0 E: 0 K: 0 S: 8	H: 0 LOB: 0 BB: 0 P: 12	R: 0 E: 0 K: 1 S: 8	H: 1 LOB: 2 BB: 1 P: 15	R: 0 E: 0 K: 0 S: 6	H: 0 LOB: 1 BB: 1 P: 13	R: 2 E: 0 K: 0 S: 11	H: 2 LOB: 2 BB: 1 P: 18	R: 0 E: 0 K: 1 S: 14	H: 2 LOB: 2 BB: 1 P: 20	R: 0 E: 0 K: 0 S: 5	H: 0 LOB: 0 BB: 0 P: 9	R: 1 E: 1 K: 0 S: 11	H: 1 LOB: 1 BB: 1 P: 18	1B: 7 2B: 3 3B: 0 HR: 0	SF: 0 SAC: 0 DP: 4 HBP: 1	WP: 0 PB: 0 SB: 2 CS: 0	PA: 40			
PITCHER	IP	WLS	BF	H	R	ER	SO	BB	IBB	HBP	BLK	WP	HR	S	P	ERA	WHIP								
Ricardo Rodriguez, R ERA: 5.74	(1, 1)	7.0	32	9	4	3	5	3	1	1	0	0	0	70	108	3.86	1.714								
Mark Wohlers, R ERA: 5.06	(8, 1)	2.0	L	8	1	1	0	0	0	0	0	0	0	16	27	0.00	1.000								

AB	34
R	5
H	10
RBI	3
BB	5
SO	5
LOB	23



Batter	1	2	3	4	5	6	7	8	9	AB	R	H	RBI	BB	SO	LOB	BOTTOM								
Coco Crisp, S OBP: 0.288, SLG: 0.350										3	0	0	0	1	0	0	Toronto Blue Jays @ Cleveland Indians Jacobs Field, Cleveland, OH Tue Sep 10 2002, 7:05 PM EDT Att: 24,312 - Sunny - 82 F								
Omar Vizquel, S OBP: 0.337, SLG: 0.415										4	1	1	0	0	0	0									
Ellis Burks, R OBP: 0.349, SLG: 0.512										3	2	1	2	1	2	0									
Jim Thome, L OBP: 0.435, SLG: 0.649										4	0	1	0	0	1	1									
Chris Magruder, S OBP: 0.265, SLG: 0.373										4	0	0	0	0	0	2									
Karim Garcia, L OBP: 0.343, SLG: 0.609										4	1	1	0	0	2	1									
Lee Stevens, L OBP: 0.316, SLG: 0.393										4	0	1	2	0	0	2									
Milton Bradley, S OBP: 0.320, SLG: 0.415										2	0	0	0	0	2	0									
41 Victor Martinez, S OBP: 0.250, SLG: 0.250										0	0	0	0	1	0	0									
Travis Fryman, R OBP: 0.291, SLG: 0.332										3	0	0	0	0	1	2									
Bill Selby, L OBP: 0.287, SLG: 0.374																									
John McDonald, R OBP: 0.299, SLG: 0.353																									
Inning Stats	R: 0 E: 0 K: 1 S: 9	H: 0 LOB: 0 BB: 0 P: 14	R: 0 E: 0 K: 2 S: 10	H: 0 LOB: 0 BB: 0 P: 12	R: 0 E: 0 K: 2 S: 10	H: 0 LOB: 0 BB: 0 P: 14	R: 2 E: 0 K: 0 S: 7	H: 2 LOB: 1 BB: 1 P: 15	R: 0 E: 0 K: 2 S: 8	H: 0 LOB: 0 BB: 0 P: 12	R: 2 E: 0 K: 0 S: 13	H: 2 LOB: 2 BB: 2 P: 24	R: 0 E: 0 K: 1 S: 6	H: 0 LOB: 0 BB: 0 P: 11	R: 0 E: 0 K: 0 S: 8	H: 1 LOB: 1 BB: 0 P: 12	1B: 4 2B: 0 3B: 0 HR: 1	SF: 0 SAC: 0 DP: 1 HBP: 0	WP: 4 PB: 1 SB: 0 CS: 1	PA: 34					
PITCHER	IP	WLS	BF	H	R	ER	SO	BB	IBB	HBP	BLK	WP	HR	S	P	ERA	WHIP								
Justin Miller, R ERA: 5.34	(1, 1)	6.2	25	4	4	4	0	2	0	0	0	0	0	2	6	6.2	1.000								
Jason Kershner, L ERA: 5.57	(7, 1)	0.0	1	0	0	0	0	1	0	0	0	1	0	2	6	0.00	0.000								
Brian Bowles, R ERA: 4.15	(7, 1)	1.1	W	4	0	0	0	1	0	0	0	0	0	9	15	0.00	0.000								
Kelvin Escobar, R ERA: 4.39	(9, 1)	1.0	S	4	1	0	0	0	0	0	0	0	0	8	12	0.00	1.000								

AB	31
R	4
H	5
RBI	4
BB	3
SO	8
LOB	8



Batter	1	2	3	4	5	6	7	8	9	AB	R	H	RBI	BB	SO	LOB	TOP										
Jacque Jones, L OBP: 0.336, SLG: 0.504 (1, 7)										5	1	2	0	0	1	1											
Cristian Guzman, S OBP: 0.292, SLG: 0.390 (1, 6)										5	0	2	2	2	0	2											
Corey Koskie, L OBP: 0.373, SLG: 0.434 (1, 5)										5	0	1	0	0	0	3											
David Ortiz, L OBP: 0.341, SLG: 0.503 (1, 10)										5	1	1	0	0	0	2											
Bobby Kielty, S OBP: 0.415, SLG: 0.470 (1, 8)										4	0	1	0	0	1	1											
Doug Mientkiewicz, L OBP: 0.374, SLG: 0.407 (1, 3)										4	0	2	1	0	1	1											
Dustan Mohr, R OBP: 0.337, SLG: 0.444 (1, 9)										2	0	1	0	2	0	1											
A.J. Pierzynski, L OBP: 0.337, SLG: 0.448 (1, 2)										3	0	0	0	1	0	5											
Luis Rivas, R OBP: 0.295, SLG: 0.374 (1, 4)										2	1	0	0	1	1	2											
Inning Stats	R: 0 E: 0 K: 0 S: 8	H: 1 LOB: 1 BB: 0 P: 11	R: 0 E: 0 K: 1 S: 6	H: 0 LOB: 1 BB: 1 P: 13	R: 0 E: 0 K: 1 S: 9	H: 1 LOB: 1 BB: 0 P: 16	R: 0 E: 0 K: 0 S: 7	H: 1 LOB: 1 BB: 0 P: 8	R: 0 E: 0 K: 0 S: 7	H: 0 LOB: 1 BB: 1 P: 16	R: 1 E: 0 K: 1 S: 11	H: 3 LOB: 2 BB: 1 P: 15	R: 2 E: 0 K: 0 S: 18	H: 2 LOB: 0 BB: 1 P: 31	R: 0 E: 0 K: 1 S: 15	H: 1 LOB: 2 BB: 1 P: 26	R: 0 E: 0 K: 0 S: 9	H: 1 LOB: 1 BB: 0 P: 16	1B: 6 2B: 5 3B: 0 HR: 0	SF: 0 SAC: 1 DP: 1 HBP: 0	WP: 0 PB: 0 SB: 1 CS: 0	PA: 40					
PITCHER	IP	WLS	BF	H	R	ER	SO	BB	IBB	HBP	BLK	WP	HR	S	P	ERA	WHIP										
Jason Davis, R ERA: 1.86 (1, 1)	5.2		25	6	1	1	3	2	0	0	1	0	0	46	75	1.59	1.412										
53 Carl Sadler, L ERA: 5.17 (6, 1)	1.1	L	6	2	2	2	0	1	0	0	0	0	0	20	35	13.50	2.250										
Dave Elder, R ERA: 3.18 (8, 1)	1.0		5	1	0	0	1	1	0	0	0	0	0	15	26	0.00	2.000										
Dave Maurer, L ERA: (9, 1)	1.0		4	1	0	0	0	0	0	0	0	0	0	9	16	0.00	1.000										

Minnesota Twins @ Cleveland Indians
Jacobs Field, Cleveland, OH

AB 35
R 3
H 10
RBI 3
BB 4
SO 4
LOB 18



WP: 0 PA: 40
PB: 0
SB: 1
CS: 0

Batter	1	2	3	4	5	6	7	8	9	AB	R	H	RBI	BB	SO	LOB	BOTTOM										
Coco Crisp, S OBP: 0.317, SLG: 0.405 (1, 8)										3	0	1	0	0	0	0											
Omar Vizquel, S OBP: 0.340, SLG: 0.414 (1, 6)										3	0	1	0	1	0	2											
Ellis Burks, R OBP: 0.352, SLG: 0.512 (1, 10)										4	0	2	1	0	0	2											
Jim Thome, L OBP: 0.441, SLG: 0.658 (1, 3)										3	0	0	0	1	0	4											
Karim Garcia, L OBP: 0.329, SLG: 0.603 (1, 9)										4	0	0	0	0	3	3											
Bill Selby, L OBP: 0.277, SLG: 0.370 Travis Fryman, R OBP: 0.293, SLG: 0.347 (9, FH)										3	0	0	0	0	1	1											
41 Victor Martinez, S OBP: 0.182, SLG: 0.182 (1, 2)										4	0	0	0	0	0	1											
Ben Broussard, L OBP: 0.305, SLG: 0.412 Chris Magruder, S OBP: 0.260, SLG: 0.361 (7, 7)										2	1	1	1	0	0	0											
John McDonald, R OBP: 0.304, SLG: 0.349 (1, 4)										2	1	0	0	0	0	0											
Inning Stats	R: 0 E: 0 K: 1 S: 9	H: 2 LOB: 2 BB: 0 P: 16	R: 0 E: 0 K: 1 S: 6	H: 0 LOB: 0 BB: 0 P: 8	R: 0 E: 0 K: 0 S: 9	H: 0 LOB: 1 BB: 1 P: 16	R: 0 E: 0 K: 0 S: 8	H: 0 LOB: 1 BB: 1 P: 16	R: 2 E: 0 K: 0 S: 13	H: 2 LOB: 1 BB: 0 P: 20	R: 0 E: 0 K: 1 S: 9	H: 0 LOB: 0 BB: 0 P: 12	R: 0 E: 0 K: 0 S: 9	H: 0 LOB: 0 BB: 0 P: 14	R: 0 E: 0 K: 0 S: 9	H: 1 LOB: 0 BB: 0 P: 12	R: 0 E: 0 K: 2 S: 7	H: 0 LOB: 0 BB: 0 P: 9	1B: 3 2B: 1 3B: 0 HR: 1	SF: 0 SAC: 1 DP: 1 HBP: 1	WP: 0 PB: 0 SB: 0 CS: 0	PA: 34					
PITCHER	IP	WLS	BF	H	R	ER	SO	BB	IBB	HBP	BLK	WP	HR	S	P	ERA	WHIP										
Rick Reed, R ERA: 3.74 (1, 1)	7.0		28	4	2	2	3	2	0	1	0	0	0	63	102	2.57	0.857										
LaTroy Hawkins, R ERA: 2.24 (8, 1)	0.1	H	2	1	0	0	0	0	0	0	0	0	0	6	8	0.00	3.000										
J.C. Romero, L ERA: 1.89 (8, 1)	0.2	H	1	0	0	0	0	0	0	0	0	0	0	3	4	0.00	0.000										
Eddie Guardado, L ERA: 3.06 (9, 1)	1.0	S	3	0	0	0	2	0	0	0	0	0	0	7	9	0.00	0.000										

Minnesota Twins @ Cleveland Indians
Jacobs Field, Cleveland, OH

AB 30
R 2
H 5
RBI 2
BB 2
SO 5
LOB 13



WP: 0 PA: 34
PB: 0
SB: 0
CS: 0

Batter	1	2	3	4	5	6	7	8	9	AB	R	H	RBI	BB	SO	LOB	TOP					
Jacque Jones, L (1, 7) OBP: 0.337, SLG: 0.502	4-2 CS 1B BB		0-3 K			0-1 G3-1	0-1 FC4-6		4-0 E IBB	3	0	0	0	2	1	1	Minnesota Twins @ Cleveland Indians Jacobs Field, Cleveland, OH Sun Sep 15 2002, 1:05 PM EDT Att: 28,061 - Cloudy - 76 F					
Cristian Guzman, S (1, 6) OBP: 0.295, SLG: 0.391	1-0 CS 1B			4-2 FC4-6 BB		0-2 S BLK SF8 1B	0-2 F4		2-2 G3	4	1	2	0	1	0	2						
Corey Koskie, L (1, 5) OBP: 0.372, SLG: 0.432	0-3 K			2-2 F7		4-2 SF8 BB		1-2 G4-3		3	0	0	0	1	1	3						
Matthew LeCroy, R (1, 10) OBP: 0.295, SLG: 0.463	2-2 G1-3			2-1 FC4-6		1-2 SF8		1-3 K		3	0	0	1	0	1	2						
Bobby Kielty, S (1, 8) OBP: 0.410, SLG: 0.463		2-1 F9		1-0 F8		1-1 F7		0-0 G3-1		4	0	0	0	0	0	2						
Doug Mientkiewicz, L (1, 3) OBP: 0.373, SLG: 0.405		0-1 G5-3			1-3 K			2-2 E5 G1-3 5 BB 1B		4	2	1	0	0	1	0						
5 Michael Cuddyer, R (1, 9) OBP: 0.258, SLG: 0.358		0-2 G6-3			2-3 K			4-2 G1-3 1B BB		3	2	1	0	1	1	0						
Tom Prince, R (1, 2) OBP: 0.317, SLG: 0.387			3-1 P6		4-1 FC5-4 BB		0-1 G1-3		1-0 SF7	2	0	0	1	1	0	2						
Denny Hocking, S (1, 4) OBP: 0.309, SLG: 0.327			2-1 F2		0-0 FC5-4		2-2 FC4-6 1B		2-2 G4-3	4	0	1	2	0	0	2						
Inning Stats	R: 0 E: 0 K: 1 S: 10	H: 1 LOB: 1 BB: 1 P: 17	R: 0 E: 0 K: 0 S: 8	H: 0 LOB: 0 BB: 0 P: 10	R: 0 E: 0 K: 1 S: 7	H: 0 LOB: 0 BB: 0 P: 12	R: 0 E: 0 K: 0 S: 8	H: 0 LOB: 1 BB: 1 P: 17	R: 0 E: 0 K: 2 S: 15	H: 0 LOB: 1 BB: 1 P: 15	R: 1 E: 0 K: 0 S: 15	H: 1 LOB: 1 BB: 1 P: 21	R: 2 E: 1 K: 0 S: 17	H: 1 LOB: 1 BB: 1 P: 25	R: 0 E: 0 K: 1 S: 9	H: 0 LOB: 0 BB: 0 P: 11	R: 2 E: 0 K: 0 S: 10	H: 2 LOB: 1 BB: 1 P: 20	1B: 4 2B: 2 3B: 0 HR: 0	SF: 2 SAC: 0 DP: 1 HBP: 0	WP: 1 PB: 0 SB: 1 CS: 2	PA: 38
PITCHER	IP WLS BF H R ER SO BB IBB HBP BLK WP HR S P ERA WHIP	5.1 L 21 2 1 1 4 4 0 0 0 0 0 0 48 82 1.69 1.125	1.0 6 1 2 1 0 0 1 0 0 0 0 0 0 20 30 9.00 2.000	0.2 2 0 0 0 0 0 0 0 0 0 0 0 0 5 5 0.00 0.000	2.0 9 2 2 2 1 0 1 0 0 1 0 0 19 31 9.00 1.000	PITCHER										IP WLS BF H R ER SO BB IBB HBP BLK WP HR S P ERA WHIP						

AB	30
R	5
H	5
RBI	4
BB	6
SO	5
LOB	14



Batter	1	2	3	4	5	6	7	8	9	AB	R	H	RBI	BB	SO	LOB	BOTTOM			
Coco Crisp, S (1, 8) OBP: 0.318, SLG: 0.403	2-1 S 1B		1-3 K			0-0 F8		1-3 K		3	0	1	0	0	1	0	Minnesota Twins @ Cleveland Indians Jacobs Field, Cleveland, OH Sun Sep 15 2002, 1:05 PM EDT Att: 28,061 - Cloudy - 76 F			
Earl Snyder, R (8, FH) OBP: 0.313, SLG: 0.262										1	0	0	0	0	1	2				
Milton Bradley, S (9, 8) OBP: 0.320, SLG: 0.415										0	0	0	0	0	0	0				
Omar Vizquel, S (1, 6) OBP: 0.338, SLG: 0.411	1-3 K			1-1 F8		1-2 G1-3			3-2 P5	4	0	0	0	0	1	1				
Ellis Burks, R (1, 10) OBP: 0.351, SLG: 0.512	3-3 K			1-3 K			1-0 F7		3-2 2B	4	0	1	0	0	2	1				
Jim Thome, L (1, 3) OBP: 0.440, SLG: 0.655	0-0 P6			3-1 1B			2-3 K		0-3 K	4	0	1	0	0	2	2				
Karim Garcia, L (1, 9) OBP: 0.321, SLG: 0.588		2-3 K		0-0 G4-3			3-3 K		0-2 G4-3	4	0	0	0	0	2	2				
Bill Selby, L (1, 5) OBP: 0.273, SLG: 0.365	1-1 G4-3				2-0 F7			2-3 K		2	0	0	0	0	0	0				
Greg LaRocca, R (8, FH) OBP: 0.325, SLG: 0.343										1	0	0	0	0	1	0				
Josh Bard, S (1, 2) OBP: 0.276, SLG: 0.438	2-2 F7				0-1 P4			1-2 F9		3	0	0	0	0	0	0				
Ben Broussard, L (1, 7) OBP: 0.299, SLG: 0.404			0-3 K		0-3 K			1-2 E4 BB		2	0	0	0	0	2	0				
Chris Magruder, S (8, FH) OBP: 0.259, SLG: 0.360										1	0	0	0	0	0	0				
Brandon Phillips, R (1, 4) OBP: 0.302, SLG: 0.360			3-3 K			3-2 L4		4-2 BB		2	0	0	0	1	1	0				
Inning Stats	R: 0 E: 0 K: 2 S: 11	H: 1 LOB: 1 BB: 0 P: 17	R: 0 E: 0 K: 1 S: 8	H: 0 LOB: 0 BB: 0 P: 13	R: 0 E: 0 K: 3 S: 9	H: 0 LOB: 0 BB: 0 P: 13	R: 0 E: 0 K: 1 S: 9	H: 1 LOB: 1 BB: 0 P: 14	R: 0 E: 0 K: 1 S: 6	H: 0 LOB: 0 BB: 0 P: 8	R: 0 E: 0 K: 0 S: 9	H: 0 LOB: 0 BB: 0 P: 13	R: 0 E: 1 K: 2 S: 15	H: 0 LOB: 2 BB: 1 P: 24	R: 0 E: 0 K: 1 S: 14	H: 1 LOB: 1 BB: 0 P: 20	1B: 2 2B: 1 3B: 0 HR: 0	SF: 0 SAC: 0 DP: 0 HBP: 0	WP: 0 PB: 0 SB: 1 CS: 0	PA: 32
PITCHER	IP WLS BF H R ER SO BB IBB HBP BLK WP HR S P ERA WHIP	6.0 W 20 2 0 0 8 1 0 0 0 0 0 23 38 0.00 0.333	2.0 H 8 0 0 0 4 1 0 0 0 0 0 14 20 0.00 1.000	1.0 4 1 0 0 1 0 0 0 0 0 0 0 14 20 0.00 1.000	PITCHER										IP WLS BF H R ER SO BB IBB HBP BLK WP HR S P ERA WHIP					

AB	31
R	0
H	3
RBI	0
BB	1
SO	13
LOB	8



Batter	1	2	3	4	5	6	7	8	9	AB	R	H	RBI	BB	SO	LOB	TOP										
Coco Crisp, S OBP: 0.311, SLG: 0.402 (1, 8)	1-1 G6-3 2B		2-3 K			0-3 K	1-2 FC6-4		0-3 K	5	0	1	1	0	3	4	Cleveland Indians @ Boston Red Sox Fenway Park, Boston, MA Mon Sep 16 2002, 1:05 PM EDT Att: 30,023 - Overcast - 79 F										
Omar Vizquel, S OBP: 0.338, SLG: 0.409 (1, 6)	1-2 F9		2-3 K			4-1 F8 BB	1-0 F9			3	0	0	0	1	1	4											
Lee Stevens, L OBP: 0.311, SLG: 0.382 (1, 10)	0-2 G6-3			2-2 G6-3		2-1 E1		0-0 F8		4	0	0	0	0	0	2											
Karim Garcia, L OBP: 0.314, SLG: 0.573 (1, 9)	3-2 G4-3			0-2 G6-3		0-0 F8		2-3 K		4	0	0	0	0	1	3											
Ben Broussard, L OBP: 0.291, SLG: 0.392 Greg LaRocca, R OBP: 0.341, SLG: 0.343 (8, PH) (8, 5)		0-0 G4-3		3-1 G4-3		1-2 F9		4-2 BB		3	0	0	0	0	0	2											
Earl Snyder, R OBP: 0.308, SLG: 0.261 (1, 3)		3-1 F8			2-3 K			0-3 BB FC6-4 1B		4	1	1	0	0	2	1											
41 Victor Martinez, S OBP: 0.133, SLG: 0.133 (1, 2)		2-2 F9			0-0 G4-3		2-0 F7		2-2 G6-3	4	0	0	0	0	0	1											
Bill Selby, L OBP: 0.292, SLG: 0.388 (8, 7)			4-2 SH2-3 BB		2-2 2B		4-1 FC6-4 BB		3-1 2B	2	0	2	0	2	0	0											
John McDonald, R OBP: 0.304, SLG: 0.346 (1, 4)			0-1 SH2-3		0-3 K		4-1 FC6-4 BB		1-1 G5-3	2	0	0	0	1	1	2											
Inning Stats	R: 0 E: 0 K: 0 S: 16	H: 1 LOB: 1 BB: 0 P: 21	R: 0 E: 0 K: 0 S: 6	H: 0 LOB: 0 BB: 0 P: 11	R: 0 E: 0 K: 2 S: 11	H: 0 LOB: 1 BB: 1 P: 19	R: 0 E: 0 K: 0 S: 10	H: 1 LOB: 1 BB: 0 P: 15	R: 0 E: 0 K: 2 S: 10	H: 0 LOB: 2 BB: 1 P: 17	R: 1 E: 0 K: 0 S: 10	H: 1 LOB: 2 BB: 2 P: 23	R: 0 E: 0 K: 2 S: 10	H: 0 LOB: 1 BB: 1 P: 16	R: 0 E: 0 K: 1 S: 10	H: 1 LOB: 1 BB: 0 P: 16		1B: 1 2B: 3 3B: 0 HR: 0	SF: 0 SAC: 1 DP: 0 HBP: 0	WP: 0 PB: 0 SB: 0 CS: 0	PA: 37						
PITCHER	IP	WLS	BF	H	R	ER	SO	BB	IBB	HBP	BLK	WP	HR	S	P	ERA	WHIP										
Pedro Martinez, R ERA: 2.23 (1, 1)	5.0	W	18	2	0	0	4	1	0	0	0	0	0	53	80	0.00	0.600										
Wayne Gomes, R ERA: 5.19 (6, 1)	2.0	H	11	1	1	1	1	3	0	0	0	0	0	20	40	4.50	2.000										
Alan Embree, L ERA: 1.82 (8, 1)	1.0		4	0	0	0	2	1	0	0	0	0	0	10	16	0.00	1.000										
Willie Banks, R ERA: 3.5 (9, 1)	1.0		4	1	0	0	1	0	0	0	0	0	0	10	16	0.00	1.000										

Batter	1	2	3	4	5	6	7	8	9	AB	R	H	RBI	BB	SO	LOB	BOTTOM											
18 Johnny Damon, L OBP: 0.354, SLG: 0.433 (1, 8)	2-3 K		2-2 G4-3	4-0 1B IBB		0-1 B4-3	4-0 BB			3	0	0	0	2	1	0	Cleveland Indians @ Boston Red Sox Fenway Park, Boston, MA Mon Sep 16 2002, 1:05 PM EDT Att: 30,023 - Overcast - 79 F											
Shea Hillenbrand, R OBP: 0.333, SLG: 0.466 (1, 5)	1-2 G5-3		2-1 G6-3	2-0 1B	1-2 2-3 3-H	0-2 F9	3-1 L4			5	0	1	1	0	0	1												
Nomar Garciaparra, R OBP: 0.355, SLG: 0.527 (1, 6)	2-0 BB 2B		0-1 1B	1-1 P4	1-1 1B	1-0 HR 1B		0-0 2B		5	1	4	0	0	0	3												
Manny Ramirez, R OBP: 0.443, SLG: 0.645 Freddy Sanchez, R OBP: 0.500, SLG: 0.590 (8, PR) (1, 10)	4-2 BB HBP		1-3 K	0-0 G3-1		3-2 HR		4-0 BB		3	1	1	2	1	1	4												
Cliff Floyd, L OBP: 0.397, SLG: 0.543 (1, 7)	4-1 FC4 BB			2-2 FC1-5 2B	2-1 F8	2-1 E7 1B		0-0 L6		4	1	1	0	1	0	2												
Brian Daubach, L OBP: 0.347, SLG: 0.468 (1, 3)	3-2 FC4			1-0 BB FC1-5 HBP	2-3 K	0-0 FC6-4 1B		1-2 F5		4	1	1	1	0	1	5												
Jason Varitek, S OBP: 0.327, SLG: 0.387 (1, 2)		2-2 G4-3		0-0 FC1-5 1B E	1-1 1B	1-2 FC6-4		2-2 P4		5	1	1	0	0	0	5												
Trot Nixon, L OBP: 0.339, SLG: 0.478 (1, 9)		1-1 G3-1		4-1 E 1B BB	2-0 1B		2-1 G6-3			3	1	1	0	1	0	0												
Lou Merloni, R OBP: 0.342, SLG: 0.415 (1, 4)		0-3 K		0-0 E5 1B	2-1 P3		1-1 G6-3			4	0	1	1	0	1	2												
Inning Stats	R: 0 E: 0 K: 1 S: 13	H: 1 LOB: 3 BB: 1 P: 29	R: 0 E: 0 K: 1 S: 9	H: 0 LOB: 0 BB: 0 P: 12	R: 0 E: 0 K: 1 S: 12	H: 1 LOB: 1 BB: 0 P: 17	R: 3 E: 1 K: 0 S: 10	H: 3 LOB: 2 BB: 0 P: 19	R: 3 E: 1 K: 0 S: 18	H: 3 LOB: 1 BB: 0 P: 25	R: 0 E: 0 K: 0 S: 6	H: 0 LOB: 1 BB: 1 P: 16	R: 0 E: 0 K: 0 S: 9	H: 1 LOB: 2 BB: 1 P: 16	1B: 7 2B: 3 3B: 0 HR: 1	SF: 0 SAC: 0 DP: 0 HBP: 2		WP: 0 PB: 0 SB: 0 CS: 0	PA: 43									
PITCHER	IP	WLS	BF	H	R	ER	SO	BB	IBB	HBP	BLK	WP	HR	S	P	ERA	WHIP											
Ricardo Rodriguez, R ERA: 5.98 (1, 1)	4.0	L	22	5	3	3	3	2	1	2	0	0	0	44	82	6.75	1.750											
Terry Mulholland, L ERA: 5.63 (5, 1)	2.0		12	5	3	2	1	0	0	0	0	0	0	1	28	44	9.00	2.500										
Roy Smith, R ERA: (7, 1)	1.0		6	1	0	0	0	2	0	0	0	0	0	7	21	0.00	3.000											
Alex Herrera, L ERA: (8, 1)	1.0		3	0	0	0	0	0	0	0	0	0	0	8	11	0.00	0.000											

Batter	1	2	3	4	5	6	7	8	9	AB	R	H	RBI	BB	SO	LOB	TOP		
Coco Crisp, S (1, 8) OBP: 0.295, SLG: 0.379	1-2 P6		2-3 K			0-3 K	0-1 G4-3		0-1 G5-3	5	0	0	0	0	2	0			
Brandon Phillips, R (1, 4) OBP: 0.222, SLG: 0.125	0-2 G1-3			0-0 1B SF9 1B		0-0 G5-3	2-3 K		0-1 G6-3	5	1	1	0	0	1	0			
Ellis Burks, R (1, 10) Milton Bradley, S (6, PR) OBP: 0.320, SLG: 0.415	2-2 G5-3			3-2 SF9 1B SF8 1B		4-1 BB 1B BB		2-1 G4-3 HR 1B		3	2	2	0	1	0	0			
Jim Thome, L (1, 3) OBP: 0.440, SLG: 0.652		2-3 K		1-2 1B		4-2 1B BB		2-1 F7		3	1	1	0	1	1	1			
Karim Garcia, L (1, 9) OBP: 0.306, SLG: 0.563		0-3 K		2-2 SF9		2-3 K		0-0 G4-3		3	0	0	1	0	2	3			
Lee Stevens, L (1, 7) Chris Magruder, S (6, PR) OBP: 0.262, SLG: 0.360		4-2 BB		2-3 3-H SF8		0-0 1B		4-1 HR BB		1	0	1	2	1	0	0			
Travis Fryman, R (1, 5) OBP: 0.295, SLG: 0.356	1-0 G1-3			3-H 2-3 K		1-2 2-H 1B		2-0 HR		4	1	2	4	0	1	2			
John McDonald, R (1, 6) OBP: 0.299, SLG: 0.340			0-0 F9		0-1 P5	0-0 G6-3		0-3 K		4	0	0	0	0	1	3			
Eddie Pérez, R (1, 2) OBP: 0.261, SLG: 0.294	0-2 F9			0-3 K		1-0 G6-3		0-0 F8		4	0	0	0	0	1	0			
Inning Stats	R: 0 E: 0 K: 0 S: 10	H: 0 LOB: 0 BB: 0 P: 13	R: 0 E: 0 K: 2 S: 13	H: 0 LOB: 1 BB: 1 P: 20	R: 0 E: 0 K: 1 S: 11	H: 3 LOB: 1 BB: 0 P: 13	R: 2 E: 0 K: 1 S: 20	H: 2 LOB: 2 BB: 2 P: 10	R: 0 E: 0 K: 1 S: 6	H: 0 LOB: 0 BB: 0 P: 9	R: 3 E: 0 K: 1 S: 10	H: 2 LOB: 1 BB: 1 P: 20	R: 0 E: 0 K: 0 S: 5	H: 0 LOB: 0 BB: 0 P: 5	1B: 6 2B: 0 3B: 0 HR: 1	SF: 2 SAC: 0 DP: 0 HBP: 0	WP: 0 PB: 0 SB: 0 CS: 0	PA: 38	
PITCHER	IP	WLS	BF	H	R	ER	SO	BB	IBB	HBP	BLK	WP	HR	S	P	ERA	WHIP		
Frank Castillo, R (1, 1) ERA: 5.25	5.2	L	25	5	4	4	7	3	0	0	0	0	0	73	105	6.35	1.412		
Rolando Arrojo, R (6, 1) ERA: 5.03	2.1		10	2	3	3	2	1	0	0	0	0	1	17	30	11.57	1.286		
Josh Hancock, R (9, 1) ERA:	1.0		3	0	0	0	0	0	0	0	0	0	0	5	5	0.00	0.000		

Cleveland Indians @ Boston Red Sox
Fenway Park, Boston, MA
Mon Sep 16 2002, 7:05 PM EDT
Att: 31,203 - Overcast - 63 F

AB 32
R 7
H 7
RBI 7
BB 4
SO 9
LOB 9



Batter	1	2	3	4	5	6	7	8	9	AB	R	H	RBI	BB	SO	LOB	BOTTOM		
Rickey Henderson, R (1, 7) OBP: 0.370, SLG: 0.360	4-2 FC5-4 BB		2-0 F8		4-0 BB			3-3 K		2	0	0	0	2	1	0			
18 Johnny Damon, L (1, 8) OBP: 0.355, SLG: 0.438	0-1 FC5-4 G6-4-3		2-1 2B		1-2 F7			0-1 E9 3B		4	1	2	0	0	0	3			
Benny Agbayani, R (1, 9) OBP: 0.280, SLG: 0.338	2-0 G6-4-3		1-1 F7		1-1 G5-3			4-2 PB BB		3	0	0	0	1	0	2			
Carlos Baerga, S (1, 10) OBP: 0.333, SLG: 0.402		1-0 G3 1B		1-0 G4-3		3-3 K		1-2 P6		4	0	1	0	0	1	1			
Shane Andrews, R (1, 5) OBP: 0.267, SLG: 0.299		1-2 F8		3-1 F7		2-0 F8		1-3 K		4	0	0	0	0	1	2			
Doug Mirabeli, R (1, 2) OBP: 0.296, SLG: 0.410		1-0 G3		1-2 1B		4-1 FC6-4 BB		1-3 K		3	0	1	0	1	1	1			
Tony Clark, S (1, 3) OBP: 0.267, SLG: 0.299		4-1 BB			0-1 P4		2-0 FC6-4 FC4-6		0-0 G4-6-3 1B	3	0	1	0	1	0	1			
Rey Sanchez, R (1, 6) Brian Daubach, L (9, PH) OBP: 0.316, SLG: 0.347 OBP: 0.346, SLG: 0.467		1-1 F8			1-0 F8 2B		1-0 FC4-6 FC6		1-1 G4-6-3	3	0	1	0	0	0	3			
Freddy Sanchez, R (1, 4) OBP: 0.200, SLG: 0.200			2-1 G6-3		2-0 F8		2-2 FC6			3	0	0	0	0	0	2			
Inning Stats	R: 0 E: 0 K: 0 S: 6	H: 1 LOB: 2 BB: 1 P: 12	R: 0 E: 0 K: 0 S: 8	H: 1 LOB: 1 BB: 0 P: 16	R: 0 E: 0 K: 0 S: 7	H: 1 LOB: 1 BB: 0 P: 14	R: 0 E: 0 K: 0 S: 6	H: 0 LOB: 2 BB: 1 P: 11	R: 0 E: 0 K: 1 S: 6	H: 0 LOB: 1 BB: 1 P: 15	R: 1 E: 1 K: 2 S: 15	H: 1 LOB: 1 BB: 1 P: 24	R: 0 E: 0 K: 1 S: 6	H: 1 LOB: 0 BB: 0 P: 8	1B: 3 2B: 2 3B: 1 HR: 0	SF: 0 SAC: 0 DP: 2 HBP: 0	WP: 0 PB: 1 SB: 0 CS: 0	PA: 35	
PITCHER	IP	WLS	BF	H	R	ER	SO	BB	IBB	HBP	BLK	WP	HR	S	P	ERA	WHIP		
Brian Tallet, L (1, 1) ERA:	6.0		23	4	0	0	0	3	0	0	0	0	0	41	81	0.00	1.167		
Dave Burba, R (7, 1) ERA: 5.09	0.2		3	0	0	0	0	1	0	0	0	0	0	3	10	0.00	1.500		
Dave Elder, R (7, 1) ERA: 2.95	1.1		6	1	1	0	2	1	0	0	0	0	0	18	29	0.00	1.500		
Danys Baez, R (9, 1) ERA: 4.47	1.0		3	1	0	0	1	0	0	0	0	0	0	6	8	0.00	1.000		

Cleveland Indians @ Boston Red Sox
Fenway Park, Boston, MA
Mon Sep 16 2002, 7:05 PM EDT
Att: 31,203 - Overcast - 63 F

AB 30
R 1
H 6
RBI 0
BB 5
SO 4
LOB 16



Batter	1	2	3	4	5	6	7	8	9	AB	R	H	RBI	BB	SO	LOB	TOP			
Milton Bradley, S (1, 8) OBP: 0.319, SLG: 0.413	0-0 1B		0-0 F7		3-2 G5-3			0-2 G6-3		4	0	1	0	0	0	1				
Omar Vizquel, S (1, 6) OBP: 0.340, SLG: 0.412	3-2 1B		0-1 WP G4-3 1B			0-2 G6-3		2-2 1B		4	0	3	1	0	0	0				
Bill Selby, L (1, 7) OBP: 0.285, SLG: 0.378	1-1 F8		1-2 G4-3 1B			0-1 G6-3		3-H 2-1 F3		4	0	0	0	0	0	4				
Jim Thome, L (1, 10) OBP: 0.439, SLG: 0.655	2-3 K		1-0 G4-3			0-2 G1-3			1-0 HR	4	1	1	1	0	1	3				
Lee Stevens, L (1, 3) OBP: 0.310, SLG: 0.380	1-1 F7			0-2 F7			0-2 F9		0-3 K	4	0	0	0	0	1	2				
Travis Fryman, R (1, 5)		1-1 G6-3		1-0 F8			0-3 K		0-3 K	4	0	0	0	0	2	0				
Josh Bard, S (1, 2) OBP: 0.275, SLG: 0.421		4-2 BB		1-0 P4			0-0 P4		0-0 F8	3	0	0	0	1	0	0				
Chris Magruder, S (1, 9) OBP: 0.263, SLG: 0.364		1-3 K		0-3 K			1-1 G6-3 1B 2B			3	1	1	0	0	2	1				
John McDonald, R (1, 4) OBP: 0.296, SLG: 0.336		1-1 P4		1-1 F9			0-2 G6-3			3	0	0	0	0	0	2				
Inning Stats	R: 0 E: 0 K: 1 S: 12	H: 2 LOB: 2 BB: 0 P: 19	R: 0 E: 0 K: 1 S: 12	H: 0 LOB: 1 BB: 1 P: 19	R: 0 E: 0 K: 0 S: 7	H: 1 LOB: 1 BB: 0 P: 9	R: 0 E: 0 K: 0 S: 5	H: 0 LOB: 0 BB: 0 P: 7	R: 0 E: 0 K: 1 S: 8	H: 0 LOB: 0 BB: 0 P: 12	R: 0 E: 0 K: 1 S: 9	H: 0 LOB: 0 BB: 0 P: 9	R: 1 E: 0 K: 0 S: 13	H: 2 LOB: 1 BB: 0 P: 18	R: 1 E: 0 K: 2 S: 9	H: 1 LOB: 0 BB: 0 P: 10	1B: 4 2B: 1 3B: 0 HR: 1	SF: 0 SAC: 0 DP: 0 HBP: 0	WP: 1 PB: 0 SB: 0 CS: 0	PA: 34
PITCHER	IP WLS BF H R ER SO BB IBB HBP BLK WP HR S P ERA WHIP																			
49 Tim Wakefield, R (1, 1) ERA: 2.77	8.0 W 30 5 1 1 4 1 0 0 0 1 0 74 101 1.12 0.750																			
Ugueth Urbina, R (9, 1) ERA: 3.11	1.0 S 4 1 1 1 2 0 0 0 0 0 1 9 10 9.00 1.000																			

Cleveland Indians @ Boston Red Sox
Fenway Park, Boston, MA
Tue Sep 17 2002, 7:05 PM EDT
Att: 31,760 - Sunny - 65 F

AB 33
R 2
H 6
RBI 2
BB 1
SO 6
LOB 13




Batter	1	2	3	4	5	6	7	8	9	AB	R	H	RBI	BB	SO	LOB	BOTTOM			
18 Johnny Damon, L (1, 8) OBP: 0.354, SLG: 0.436	1-1 G4-3		2-2 F8	0-1 F7			3-2 CS HBP			3	0	0	0	0	0	2				
Shea Hillenbrand, R (1, 5) OBP: 0.332, SLG: 0.466	2-2 G5-3		2-0 2B		1-2 G5-3		3-3 K			4	0	1	0	0	1	1				
Nomar Garciaparra, R (1, 6) OBP: 0.353, SLG: 0.524	1-2 P4		1-0 F8		0-0 F8			1-1 L6		4	0	0	0	0	0	1				
Manny Ramirez, R (1, 10) OBP: 0.446, SLG: 0.653		2-1 E 1B		2-0 G6-3	0-1 1B			1-1 HR		4	2	3	1	0	0	0				
Cliff Floyd, L (1, 9) OBP: 0.394, SLG: 0.539		1-1 E4 S 1B		1-2 F7	1-2 P4			0-0 P5		4	0	0	0	0	0	2				
Benny Agbayani, R (1, 7) OBP: 0.298, SLG: 0.343		3-2 G5-4-3 1B		0-0 BB 1B		2-2 F9		2-2 G4-3		4	1	2	1	0	0	0				
Doug Mirabeli, R (1, 2) OBP: 0.297, SLG: 0.409		1-2 P6		0-0 BB 2B	1-2 2B		3-2 F9			3	1	1	0	0	0	2				
Tony Clark, S (1, 3) OBP: 0.267, SLG: 0.297		0-2 G5-4-3		4-1 2B		0-0 G5-3				2	0	0	0	1	0	2				
Rey Sanchez, R (1, 4) OBP: 0.316, SLG: 0.350			0-0 G5-3	1-0 2B			1-2 G5-3			3	0	1	2	0	0	0				
Inning Stats	R: 0 E: 0 K: 0 S: 9	H: 0 LOB: 0 BB: 0 P: 13	R: 1 E: 1 K: 0 S: 13	H: 2 LOB: 1 BB: 0 P: 20	R: 0 E: 0 K: 0 S: 8	H: 1 LOB: 1 BB: 0 P: 13	R: 2 E: 0 K: 0 S: 10	H: 3 LOB: 2 BB: 1 P: 18	R: 0 E: 0 K: 0 S: 9	H: 1 LOB: 1 BB: 0 P: 11	R: 0 E: 0 K: 0 S: 9	H: 0 LOB: 0 BB: 0 P: 14	R: 0 E: 0 K: 1 S: 11	H: 0 LOB: 0 BB: 0 P: 18	R: 1 E: 0 K: 0 S: 8	H: 1 LOB: 0 BB: 0 P: 12	1B: 5 2B: 2 3B: 0 HR: 1	SF: 0 SAC: 0 DP: 1 HBP: 1	WP: 0 PB: 0 SB: 1 CS: 1	PA: 33
PITCHER	IP WLS BF H R ER SO BB IBB HBP BLK WP HR S P ERA WHIP																			
CC Sabathia, L (1, 1) ERA: 4.55	8.0 L 33 8 4 3 1 1 0 1 0 0 1 77 119 3.38 1.125																			


Cleveland Indians @ Boston Red Sox
Fenway Park, Boston, MA
Tue Sep 17 2002, 7:05 PM EDT
Att: 31,760 - Sunny - 65 F

AB 31
R 4
H 8
RBI 4
BB 1
SO 1
LOB 10



Batter	1	2	3	4	5	6	7	8	9	AB	R	H	RBI	BB	SO	LOB	TOP											
Coco Crisp, S OBP: 0.283, SLG: 0.363 (1, 7)										4	1	0	0	0	1	3	Cleveland Indians @ Boston Red Sox Fenway Park, Boston, MA Wed Sep 18 2002, 7:05 PM EDT Att: 31,829 - Sunny - 64 F											
41 Victor Martinez, S OBP: 0.188, SLG: 0.188 (8, PH)										1	0	1	1	0	0	0												
Omar Vizquel, S OBP: 0.341, SLG: 0.410 (1, 6)										4	0	1	1	1	2	3												
Ellis Burks, R OBP: 0.357, SLG: 0.518 (1, 10)										5	0	3	1	0	0	3												
Jim Thome, L OBP: 0.438, SLG: 0.652 (1, 3)										4	0	1	0	1	2	1												
Milton Bradley, S OBP: 0.315, SLG: 0.408 (1, 8)										4	0	0	0	0	2	6												
Karim Garcia, L OBP: 0.310, SLG: 0.583 (7, 9)										1	1	1	1	0	0	0												
Travis Fryman, R OBP: 0.294, SLG: 0.351 (1, 5)										4	1	1	0	1	2	1												
Josh Bard, S OBP: 0.286, SLG: 0.425 (1, 2)										4	0	2	0	0	1	1												
Greg LaRocca, R OBP: 0.341, SLG: 0.343 (8, PR)										0	1	0	0	0	0	0												
Lee Stevens, L OBP: 0.309, SLG: 0.379 (8, 7)										1	0	0	0	0	0	0												
Brandon Phillips, R OBP: 0.250, SLG: 0.182 (1, 4)										3	1	1	0	0	1	2												
Chris Magruder, S OBP: 0.260, SLG: 0.359 (1, 9)										3	0	0	0	0	1	4												
Earl Snyder, R OBP: 0.302, SLG: 0.255 (8, PH)										1	1	0	0	0	0	2												
Bill Selby, L OBP: 0.285, SLG: 0.378 (8, 9)										0	0	0	0	0	0	0												
Inning Stats	R: 0 E: 0 K: 3 S: 13	H: 2 LOB: 2 BB: 0 P: 20	R: 0 E: 0 K: 1 S: 6	H: 0 LOB: 1 BB: 1 P: 11	R: 0 E: 0 K: 0 S: 4	H: 0 LOB: 0 BB: 1 P: 10	R: 0 E: 0 K: 2 S: 12	H: 0 LOB: 0 BB: 0 P: 16	R: 0 E: 1 K: 2 S: 13	H: 1 LOB: 2 BB: 0 P: 20	R: 0 E: 0 K: 1 S: 6	H: 1 LOB: 1 BB: 0 P: 7	R: 2 E: 1 K: 2 S: 22	H: 3 LOB: 3 BB: 1 P: 36	R: 3 E: 2 K: 0 S: 7	H: 3 LOB: 2 BB: 0 P: 11	R: 1 E: 0 K: 1 S: 8	H: 1 LOB: 0 BB: 0 P: 12	1B: 8 2B: 2 3B: 0 HR: 1	SF: 0 SAC: 1 DP: 1 HBP: 0	WP: 1 PB: 0 CS: 0	PA: 43						
PITCHER	IP	WLS	BF	H	R	ER	SO	BB	IBB	HBP	BLK	WP	HR	S	P	ERA	WHIP											
Casey Fossum, L ERA: 3.3	(1, 1)	6.2		29	6	2	0	10	2	0	0	0	1	0	67	104	0.00	1.200										
Wayne Gomes, R ERA: 5.19	(7, 1)	0.0		1	1	0	0	0	0	0	0	0	0	0	3	4	∞	∞										
Alan Embree, L ERA: 2.1	(7, 1)	0.2	L	7	3	3	2	1	1	0	0	0	0	0	11	21	27.00	6.000										
Rolando Arrojo, R ERA: 5.04	(8, 1)	1.2		6	1	1	1	1	0	0	0	0	0	1	10	14	5.40	0.600										
Batter	1	2	3	4	5	6	7	8	9	AB	R	H	RBI	BB	SO	LOB	BOTTOM											
18 Johnny Damon, L OBP: 0.355, SLG: 0.442 (1, 8)										4	2	2	1	0	1	0	Cleveland Indians @ Boston Red Sox Fenway Park, Boston, MA Wed Sep 18 2002, 7:05 PM EDT Att: 31,829 - Sunny - 64 F											
Shea Hillenbrand, R OBP: 0.332, SLG: 0.464 (1, 5)										4	0	1	0	0	0	1												
Nomar Garciaparra, R OBP: 0.352, SLG: 0.522 (1, 6)										4	1	1	0	0	1	1												
Manny Ramirez, R OBP: 0.444, SLG: 0.652 (1, 10)										4	1	1	1	0	2	1												
Cliff Floyd, L OBP: 0.393, SLG: 0.536 (1, 7)										4	0	1	0	0	0	2												
Brian Daubach, L OBP: 0.345, SLG: 0.467 (1, 3)										4	0	1	2	0	2	1												
Doug Mirabeli, R OBP: 0.308, SLG: 0.421 (1, 2)										3	0	2	0	1	0	0												
Trot Nixon, L OBP: 0.338, SLG: 0.475 (1, 9)										3	0	0	0	1	0	1												
Freddy Sanchez, R OBP: 0.125, SLG: 0.125 (1, 4)										3	0	0	0	0	0	2												
Carlos Baerga, S OBP: 0.331, SLG: 0.400 (8, PH)										1	0	0	0	0	0	0												
Inning Stats	R: 3 E: 0 K: 0 S: 15	H: 5 LOB: 2 BB: 0 P: 22	R: 0 E: 0 K: 0 S: 8	H: 0 LOB: 0 BB: 0 P: 11	R: 0 E: 0 K: 1 S: 8	H: 0 LOB: 2 BB: 2 P: 14	R: 0 E: 0 K: 0 S: 16	H: 0 LOB: 2 BB: 2 P: 26	R: 1 E: 0 K: 1 S: 11	H: 2 LOB: 1 BB: 0 P: 18	R: 0 E: 0 K: 1 S: 10	H: 1 LOB: 1 BB: 0 P: 14	R: 0 E: 0 K: 1 S: 8	H: 0 LOB: 0 BB: 0 P: 9	R: 0 E: 0 K: 2 S: 12	H: 1 LOB: 1 BB: 0 P: 15	R: 0 E: 0 K: 0 S: 8	H: 0 LOB: 0 BB: 0 P: 13	1B: 5 2B: 4 3B: 0 HR: 1	SF: 0 SAC: 0 DP: 1 HBP: 0	WP: 0 PB: 1 CS: 1	PA: 36						
PITCHER	IP	WLS	BF	H	R	ER	SO	BB	IBB	HBP	BLK	WP	HR	S	P	ERA	WHIP											
Ryan Drese, R ERA: 6.75	(1, 1)	5.0		22	7	4	4	2	2	0	0	0	0	0	10	14	0.00	1.000										
53 Carl Sadler, L ERA: 4.99	(6, 1)	1.0		4	1	0	0	1	0	0	0	0	0	0	8	9	0.00	0.000										
David Riske, R ERA: 5.84	(7, 1)	1.0	W	3	0	0	0	1	0	0	0	0	0	0	12	15	0.00	1.000										
Mark Wohlers, R ERA: 5.05	(8, 1)	1.0	H	4	1	0	0	2	0	0	0	0	0	0	8	13	0.00	0.000										
Danny Baez, R ERA: 4.44	(9, 1)	1.0	S	3	0	0	0	0	0	0	0	0	0	0	8	13	0.00	0.000										

Batter	1	2	3	4	5	6	7	8	9	AB	R	H	RBI	BB	SO	LOB	TOP			
Milton Bradley, S OBP: 0.317, SLG: 0.406	1-1 HR 1B		0-0 G4-3	1-1 G5-3			4-1 G3 BB		0-3 K	4	1	1	0	1	1	2	Cleveland Indians @ Kansas City Royals Kauffman Stadium, Kansas City, MO Fri Sep 20 2002, 7:05 PM CDT Att: 13,271 - Sunny - 71 F			
Omar Vizquel, S OBP: 0.341, SLG: 0.411	1-1 F5		4-1 FC5-4 BB		0-0 G6-3		3-2 G3		3-2 2B	4	1	1	0	1	0	2				
Ellis Burks, R OBP: 0.359, SLG: 0.527	0-0 HR		1-1 FC5-4		2-1 1B		3-2 F8		0-0 FC5-4 2B	5	1	3	3	0	0	2				
Jim Thome, L OBP: 0.440, SLG: 0.657	1-0 HR		3-3 K		2-0 1B		1-0 F7		4-0 FC5-4 IBB	4	1	2	1	1	1	2				
Karim Garcia, L OBP: 0.313, SLG: 0.590	3-3 K			0-1 41 G4-3 1B		1-3 K		1-1 SH1-3 1B	0-1 FC5-4	5	2	2	0	0	2	4				
Lee Stevens, L OBP: 0.307, SLG: 0.375	1-1 P5			1-0 F8		1-0 G4-3		0-0 SH1-3	3-2 F5	3	0	0	0	0	0	3				
Coco Crisp, S OBP: 0.280, SLG: 0.359										1	0	0	0	0	0	2				
41 Victor Martinez, S OBP: 0.150, SLG: 0.150		3-2 G6-3		2-1 G4-3		2-3 K		3-2 G6-3		4	0	0	0	0	1	2	AB 38 R 6 H 12 RBI 6 BB 3 SO 5 LOB 20			
Greg LaRocca, R OBP: 0.356, SLG: 0.359		1-2 G4-3		0-1 1B		2-0 G4-6-3		2-1 FC6-4 1B		4	0	2	2	0	0	0				
John McDonald, R OBP: 0.295, SLG: 0.335		1-2 G5-3		1-2 1B		1-0 G6-3		3-H 2-2 FC6-4		4	0	1	0	0	0	1				
Inning Stats	R: 3 E: 0 K: 1 S: 12	H: 3 LOB: 0 BB: 0 P: 19	R: 0 E: 0 K: 0 S: 9	H: 0 LOB: 0 BB: 0 P: 14	R: 0 E: 0 K: 1 S: 7	H: 0 LOB: 1 BB: 1 P: 15	R: 1 E: 0 K: 0 S: 11	H: 3 LOB: 2 BB: 0 P: 17	R: 0 E: 0 K: 1 S: 8	H: 2 LOB: 0 BB: 0 P: 14	R: 0 E: 0 K: 0 S: 10	H: 0 LOB: 1 BB: 1 P: 21	R: 1 E: 0 K: 0 S: 11	H: 2 LOB: 1 BB: 0 P: 19	R: 1 E: 0 K: 1 S: 13	H: 2 LOB: 2 BB: 1 P: 23	1B: 6 2B: 4 3B: 0 HR: 2	SF: 0 SAC: 1 DP: 0 HBP: 0	WP: 0 PB: 0 CS: 0	PA: 42
PITCHER	IP WLS BF H R ER SO BB IBB HBP BLK WP HR S P ERA WHIP																			
Wes Obermueller, R ERA: 9.82	3.2 L 18 6 4 4 2 1 0 0 0 0 0 2 37 62 9.82 1.909																			
Mike MacDougal, R ERA: 5.4	2.1 9 2 0 0 2 0 0 0 0 0 0 0 15 27 0.00 0.857																			
Jeremy Hill, R ERA: 4.5	0.2 3 0 0 0 0 1 0 0 0 0 0 0 9 19 0.00 1.500																			
Scott Mullen, L ERA: 2.92	1.1 6 2 1 1 0 0 0 0 0 0 0 0 12 21 6.75 1.500																			
Ryan Bukvich, R ERA: 6.29	1.0 6 2 1 1 1 0 1 0 0 0 0 0 13 23 9.00 2.000																			

Batter	1	2	3	4	5	6	7	8	9	AB	R	H	RBI	BB	SO	LOB	BOTTOM					
Michael Tucker, L OBP: 0.327, SLG: 0.406	0-1 B1-3		0-1 1B		3-3 K			0-3 K		4	0	1	0	0	2	1	Cleveland Indians @ Kansas City Royals Kauffman Stadium, Kansas City, MO Fri Sep 20 2002, 7:05 PM CDT Att: 13,271 - Sunny - 71 F					
Carlos Beltrán, S OBP: 0.348, SLG: 0.498	2-3 K		0-2 G3		2-0 G4-3			0-0 G4-3		4	0	0	0	0	1	3						
29 Mike Sweeney, R OBP: 0.415, SLG: 0.575	1-0 F8			2-2 G4-6-3 1B		1-1 G4-6-3 HBP		2-2 F9		3	0	1	0	0	0	0						
Kit Pellow, R OBP: 0.358, SLG: 0.348										0	0	0	0	0	0	0						
Raul Ibanez, L OBP: 0.341, SLG: 0.539		2-2 F8		0-0 G4-6-3		1-1 G4-6-3		3-2 G4-3		4	0	0	0	0	0	2						
Joe Randa, R OBP: 0.345, SLG: 0.432		0-2 L3		2-0 E6		1-1 G5-3		0-1 1B 4 1B 2B		4	1	1	0	0	0	0						
Brent Mayne, L OBP: 0.305, SLG: 0.309		1-3 K		1-3 K			1-0 F8		0-0 4 1B 1B	4	0	1	0	0	2	1						
4 Angel Berroa, R OBP: 0.333, SLG: 0.413			1-2 G5-3		4-0 2B BB		0-0 2B		1-0 1B	3	1	2	1	1	0	0						
Dee Brown, L OBP: 0.283, SLG: 0.386			4-0 1B BB		0-1 1B		1-0 F8		1-0 3-H F7	3	0	1	1	1	0	3						
Neftali Pérez, S OBP: 0.260, SLG: 0.301			1-1 F8		0-0 G6-3		1-3 K		0-0 G4-3	4	0	0	0	0	1	5						
Inning Stats	R: 0 E: 0 K: 1 S: 7	H: 0 LOB: 0 BB: 0 P: 10	R: 0 E: 0 K: 1 S: 10	H: 0 LOB: 0 BB: 0 P: 13	R: 0 E: 0 K: 0 S: 11	H: 1 LOB: 2 BB: 1 P: 17	R: 0 E: 1 K: 1 S: 11	H: 1 LOB: 1 BB: 0 P: 16	R: 1 E: 0 K: 1 S: 7	H: 1 LOB: 1 BB: 1 P: 16	R: 0 E: 0 K: 0 S: 5	H: 0 LOB: 0 BB: 0 P: 8	R: 0 E: 0 K: 1 S: 6	H: 1 LOB: 1 BB: 0 P: 9	R: 0 E: 0 K: 1 S: 10	H: 0 LOB: 0 BB: 0 P: 12	R: 1 E: 0 K: 0 S: 11	H: 3 LOB: 2 BB: 0 P: 16	1B: 4 2B: 3 3B: 0 HR: 0	SF: 0 SAC: 0 DP: 2 HBP: 1	WP: 0 PB: 0 CS: 0	PA: 36
PITCHER	IP WLS BF H R ER SO BB IBB HBP BLK WP HR S P ERA WHIP																					
Jason Davis, R ERA: 1.84	5.0 W 20 3 1 1 4 0 0 0 0 0 0 0 46 72 1.80 1.000																					
Dave Elder, R ERA: 2.66	2.0 H 7 1 0 0 1 0 0 1 0 0 0 0 11 17 0.00 0.500																					
Mark Wohlers, R ERA: 4.97	1.0 3 0 0 0 1 0 0 0 0 0 0 0 10 12 0.00 0.000																					
Jerrod Riggan, R ERA: 7.71	0.2 5 3 1 1 0 0 0 0 0 0 0 0 10 15 13.50 4.500																					
Danys Baez, R ERA: 4.44	0.1 S 1 0 0 0 0 0 0 0 0 0 0 0 1 1 0.00 0.000																					
AB 33 R 2 H 7 RBI 2 BB 2 SO 6 LOB 15																						
																						

Batter	1	2	3	4	5	6	7	8	9	AB	R	H	RBI	BB	SO	LOB	TOP										
Coco Crisp, S (1, 8) OBP: 0.295, SLG: 0.385	G4-3 1B		G6-3 3B		FC5 BB		F9		B5-3	4	0	2	0	1	0	0	Cleveland Indians @ Kansas City Royals Kauffman Stadium, Kansas City, MO Sat Sep 21 2002, 6:05 PM CDT Att: 15,448 - Cloudy - 79 F										
Brandon Phillips, R (1, 4) OBP: 0.176, SLG: 0.125	L7		G6-3		FC5		G5-3		K	5	0	0	0	0	1	4											
Bill Selby, L (1, 7) OBP: 0.288, SLG: 0.419	G4-3 1-2			F7		HR		HR	G6-3	5	2	2	2	0	0	1											
Jim Thome, L (1, 10) OBP: 0.440, SLG: 0.656		G5-3 1B		G4-3		G4-6-3 1B		K		4	0	2	0	0	1	0											
Karim Garcia, L (1, 9) OBP: 0.317, SLG: 0.585	P6			WP 1B		G4-6-3 1-2		41 CS BB		3	0	1	0	1	0	2											
Josh Bard, S (1, 2) OBP: 0.279, SLG: 0.415	G5-3			G5-3		1B 1B BB		FC6-4 1B 1-2		2	0	0	0	0	0	2											
41 Victor Martinez, S (6, PH) OBP: 0.227, SLG: 0.190	1-2			G5-3		1B BB		FC6-4 1B 1-2		1	0	1	0	1	0	0											
Greg LaRocca, R (1, 5) OBP: 0.354, SLG: 0.357	L1			G5-3		1B		K		3	0	1	0	0	0	1											
Lee Stevens, L (8, PH) OBP: 0.306, SLG: 0.374				G5-3		1B		1B		1	0	0	0	0	1	1											
Chris Magruder, S (8, 7) OBP: 0.260, SLG: 0.359				G5-3		1B		1B		0	0	0	0	0	0	0											
Ben Broussard, L (1, 3) OBP: 0.298, SLG: 0.396			F7		G4-3		FC6-4 1B		FC6-4 1B	4	0	2	0	0	0	0											
John McDonald, R (1, 6) OBP: 0.294, SLG: 0.333			G5-3		FC5 BB 1B		FC6-4 1-2		FC6-4 1-2 2-3	4	0	1	0	0	0	5											
Inning Stats	R: 0 E: 0 K: 0 S: 4	H: 1 LOB: 0 BB: 0 P: 6	R: 0 E: 0 K: 0 S: 5	H: 1 LOB: 1 BB: 0 P: 9	R: 0 E: 0 K: 0 S: 8	H: 1 LOB: 1 BB: 0 P: 11	R: 0 E: 0 K: 0 S: 8	H: 1 LOB: 1 BB: 0 P: 15	R: 0 E: 0 K: 0 S: 10	H: 1 LOB: 2 BB: 1 P: 20	R: 1 E: 0 K: 0 S: 17	H: 4 LOB: 3 BB: 1 P: 22	R: 1 E: 0 K: 1 S: 10	H: 1 LOB: 0 BB: 0 P: 17	R: 0 E: 0 K: 1 S: 15	H: 2 LOB: 2 BB: 1 P: 24	R: 0 E: 0 K: 1 S: 6	H: 0 LOB: 0 BB: 0 P: 7	1B: 9 2B: 0 3B: 1 HR: 2	SF: 0 SAC: 0 DP: 2 HBP: 0	WP: 1 PB: 0 SB: 0 CS: 1	PA: 39					
PITCHER	IP	WLS	BF	H	R	ER	SO	BB	IBB	HBP	BLK	WP	HR	S	P	ERA	WHIP										
Runevs Hernandez, R (1, 1) ERA: 4.47	6.2		30	10	2	2	0	2	0	0	0	1	2	59	96	2.70	1.800										
Jeremy Affeldt, L (7, 1) ERA: 4.5	0.2		3	1	0	0	1	1	0	0	0	0	0	9	17	0.00	3.000										
Jason Grimsley, R (8, 1) ERA: 3.78	1.2	W	6	1	0	0	2	0	0	0	0	0	0	15	18	0.00	0.600										

Batter	1	2	3	4	5	6	7	8	9	AB	R	H	RBI	BB	SO	LOB	BOTTOM										
Chuck Knoblauch, R (1, 7) OBP: 0.292, SLG: 0.301	K		SH5-4 1-2 2-3		29 1B BB		F8		SH5-3 1B 2B	3	1	1	0	1	1	0	Cleveland Indians @ Kansas City Royals Kauffman Stadium, Kansas City, MO Sat Sep 21 2002, 6:05 PM CDT Att: 15,448 - Cloudy - 79 F										
Carlos Beltrán, S (1, 8) OBP: 0.346, SLG: 0.494	G1-3		P4		F8		P6		SH5-3 2-3	4	0	0	0	0	0	4											
29 Mike Sweeney, R (1, 10) OBP: 0.419, SLG: 0.576	L5		IBB		1B		S 1B WP 1B		1B IBB IBB	3	1	2	1	2	0	0											
Raul Ibanez, L (1, 9) OBP: 0.339, SLG: 0.535	K		F8		P6		WP S 1B		P4	5	0	1	0	0	1	7											
Joe Randa, R (1, 5) OBP: 0.344, SLG: 0.429	F9			L6	G4-3		G5-3		1B IBB	4	0	0	0	1	0	3											
Kit Pellow, R (1, 3) OBP: 0.375, SLG: 0.354	1B			S BB			K		B4-3	2	0	1	0	1	1	0											
Michael Tucker, L (8, PH) OBP: 0.328, SLG: 0.407									1-2 2-3 3-H	2	0	1	1	0	0	0											
4 Angel Berroa, R (1, 6) OBP: 0.345, SLG: 0.396	F8			F7		FC1-6 BB		BB		2	0	0	0	2	0	2											
Nelfi Perez, S (1, 4) OBP: 0.260, SLG: 0.303				F7		FC1-6		K		3	0	1	0	0	0	2											
Aaron Cuello, L (8, PH) OBP: 0.289, SLG: 0.325			SH5-4 2B		F7		FC1-6 1-2		K	1	0	0	0	0	1	1											
Carlos Febles, R (9, 4) OBP: 0.328, SLG: 0.345									1-2 2-3 3-H	0	0	0	0	0	0	0											
A.J. Hinch, R (1, 2) OBP: 0.319, SLG: 0.401			SH5-4 BB		F8 29 1B BB		F8		F9	3	1	1	0	1	0	2											
Inning Stats	R: 0 E: 0 K: 1 S: 7	H: 0 LOB: 0 BB: 0 P: 9	R: 0 E: 0 K: 1 S: 10	H: 1 LOB: 1 BB: 0 P: 14	R: 0 E: 0 K: 0 S: 7	H: 1 LOB: 2 BB: 2 P: 16	R: 0 E: 0 K: 0 S: 7	H: 0 LOB: 1 BB: 1 P: 13	R: 1 E: 0 K: 0 S: 16	H: 2 LOB: 2 BB: 1 P: 27	R: 0 E: 0 K: 1 S: 11	H: 0 LOB: 1 BB: 1 P: 18	R: 1 E: 0 K: 0 S: 10	H: 2 LOB: 1 BB: 0 P: 16	R: 0 E: 0 K: 1 S: 6	H: 0 LOB: 1 BB: 1 P: 11	R: 1 E: 0 K: 0 S: 7	H: 2 LOB: 3 BB: 2 P: 17	1B: 6 2B: 2 3B: 0 HR: 0	SF: 0 SAC: 2 DP: 0 HBP: 0	WP: 1 PB: 0 SB: 3 CS: 0	PA: 42					
PITCHER	IP	WLS	BF	H	R	ER	SO	BB	IBB	HBP	BLK	WP	HR	S	P	ERA	WHIP										
31 Cliff Lee, L (1, 1) ERA: 1.74	5.0		23	4	1	1	2	3	1	0	0	0	0	47	79	1.80	1.400										
David Riske, R (6, 1) ERA: 5.67	1.1		5	0	0	0	1	1	0	0	0	0	0	13	21	0.00	0.750										
53 Carl Sadler, L (7, 1) ERA: 5.29	0.1	H	3	2	0	0	0	0	0	0	0	0	0	5	7	0.00	6.000										
Mark Wohlers, R (7, 1) ERA: 4.87	1.1	B	5	0	1	1	1	1	0	0	0	1	0	9	17	6.75	0.750										
Terry Mulholland, L (9, 1) ERA: 5.7	0.2	L	6	2	1	1	0	0	2	0	0	0	0	7	17	13.50	3.000										

AB	36
R	2
H	12
RBI	2
BB	3
SO	3
LOB	16





Batter	1	2	3	4	5	6	7	8	9	AB	R	H	RBI	BB	SO	LOB	TOP										
Coco Crisp, S OBP: 0.291, SLG: 0.376 (1, 8)	G5-3		G3-6 1B		G6-3		G1-3		F9	5	0	1	0	0	0	0	Cleveland Indians @ Kansas City Royals Kauffman Stadium, Kansas City, MO Sun Sep 22 2002, 1:05 PM CDT Att: 11,177 - Sunny - 66 F										
Omar Vizquel, S OBP: 0.342, SLG: 0.418 (1, 6)	G5-3		G3-6 1-2f					K	5	1	2	1	0	1	1												
Ellis Burks, R OBP: 0.361, SLG: 0.533 (1, 10)	P6		HR					HR	4	2	2	1	1	0	0												
Karim Garcia, L OBP: 0.316, SLG: 0.594 (1, 9)		K	F8		G4-3			HR	4	1	1	2	0	1	2												
Greg LaRocca, R OBP: 0.385, SLG: 0.364 (1, 5)		WP 1B BB				G5-3		HR	2	1	1	0	2	0	0												
Earl Snyder, R OBP: 0.281, SLG: 0.235 (1, 3)		K			F8		K		4	0	0	0	0	3	3												
Brandon Phillips, R OBP: 0.289, SLG: 0.222 (1, 4)		1B BB			1H 2B		G6-3		2	1	1	0	2	0	0												
Chris Magruder, S OBP: 0.260, SLG: 0.357 (1, 7)		E2 1H 2H			G5-3			K	4	0	1	1	0	1	3												
Eddie Pérez, R OBP: 0.252, SLG: 0.283 (1, 2)	F2				P6		P4		4	0	0	0	0	0	1												
Inning Stats	R: 0 E: 0 K: 0 S: 6	H: 0 LOB: 0 BB: 0 P: 10	R: 2 E: 1 K: 2 S: 21	H: 1 LOB: 1 BB: 2 P: 33	R: 1 E: 0 K: 0 S: 6	H: 2 LOB: 0 BB: 0 P: 9	R: 0 E: 0 K: 0 S: 7	H: 2 LOB: 1 BB: 0 P: 11	R: 0 E: 0 K: 0 S: 10	H: 1 LOB: 2 BB: 1 P: 18	R: 0 E: 0 K: 1 S: 9	H: 0 LOB: 0 BB: 0 P: 12	R: 0 E: 0 K: 0 S: 6	H: 0 LOB: 0 BB: 0 P: 8	R: 2 E: 0 K: 3 S: 18	H: 2 LOB: 2 BB: 2 P: 36		R: 1 E: 0 K: 0 S: 9	H: 1 LOB: 0 BB: 0 P: 15	1B: 4 2B: 2 3B: 0 HR: 3	SF: 0 SAC: 0 DP: 1 HBP: 0	WP: 1 PB: 0 SB: 0 CS: 1	PA: 39				
PITCHER	IP	WLS	BF	H	R	ER	SO	BB	IBB	HBP	BLK	WP	HR	S	P	ERA	WHIP										
Darrell May, L ERA: 5.41 (1, 1)	7.0		28	6	3	2	3	2	1	0	0	1	1	65	101	2.57	1.143										
Jason Grimsley, R ERA: 4.0 (8, 1)	0.2	L	5	2	2	2	2	1	0	0	0	0	1	14	25	27.00	4.500										
Jeremy Hill, R ERA: 5.06 (8, 1)	1.1		6	1	1	1	1	1	0	0	0	0	1	13	26	6.75	1.500										

Batter	1	2	3	4	5	6	7	8	9	AB	R	H	RBI	BB	SO	LOB	BOTTOM										
Chuck Knoblauch, R OBP: 0.292, SLG: 0.298 (1, 7)	F8		G4-3 1-2 2-3						K	3	0	0	0	1	0	3	Cleveland Indians @ Kansas City Royals Kauffman Stadium, Kansas City, MO Sun Sep 22 2002, 1:05 PM CDT Att: 11,177 - Sunny - 66 F										
Dee Brown, L OBP: 0.277, SLG: 0.378 (9, FH)					F8		BB		1	0	0	0	0	1	1												
Carlos Beltrán, S OBP: 0.346, SLG: 0.493 (1, 8)	F8		F9			29 1B	F9		4	1	1	0	1	0	3												
29 Mike Sweeney, R OBP: 0.421, SLG: 0.576 (1, 3)	E5 1B		G5-3			1B		F2	5	1	3	1	0	0	2												
Joe Randa, R OBP: 0.343, SLG: 0.427 (1, 10)	F8				G5-3	L8		FC5-4 1B	5	1	1	0	0	0	5												
Raul Ibanez, L OBP: 0.340, SLG: 0.536 (1, 9)		L7			F7	E3 1B		4 2B	3	1	1	2	1	0	0												
Kit Pellow, R OBP: 0.373, SLG: 0.353 (1, 5)						1H 2H		4 2B	3	0	1	1	0	2	0												
Michael Tucker, L OBP: 0.327, SLG: 0.406 (8, FH)		K						F8	1	0	0	0	0	0	2												
Luis Ordez, R OBP: 0.307, SLG: 0.239 (9, 5)					K				0	0	0	0	0	0	0												
4 Angel Berroa, R OBP: 0.339, SLG: 0.404 (1, 6)		G1-3				3H 2-2		1H 2H	4	0	1	1	0	0	1												
Brent Mayne, L OBP: 0.308, SLG: 0.308 (1, 2)			G4-3 1B						4	0	1	0	0	1	0												
Carlos Febles, R OBP: 0.331, SLG: 0.348 (1, 4)									3	0	2	0	0	1	0												
Luis Alicea, S OBP: 0.320, SLG: 0.291 (9, FH)			G4-3 1B					29 1B	0	1	0	0	1	0	0												
Inning Stats	R: 0 E: 1 K: 0 S: 10	H: 1 LOB: 1 BB: 0 P: 18	R: 0 E: 0 K: 1 S: 8	H: 0 LOB: 0 BB: 0 P: 13	R: 0 E: 0 K: 0 S: 12	H: 2 LOB: 2 BB: 0 P: 18	R: 0 E: 0 K: 1 S: 8	H: 0 LOB: 0 BB: 0 P: 12	R: 0 E: 0 K: 0 S: 11	H: 1 LOB: 1 BB: 0 P: 16	R: 3 E: 1 K: 0 S: 13	H: 4 LOB: 0 BB: 0 P: 22	R: 0 E: 0 K: 2 S: 12	H: 0 LOB: 1 BB: 1 P: 20	R: 1 E: 0 K: 0 S: 10	H: 2 LOB: 2 BB: 1 P: 16	R: 1 E: 0 K: 1 S: 13	H: 1 LOB: 2 BB: 2 P: 25	1B: 9 2B: 2 3B: 0 HR: 0	SF: 0 SAC: 0 DP: 1 HBP: 0	WP: 0 PB: 1 SB: 0 CS: 0	PA: 40					
PITCHER	IP	WLS	BF	H	R	ER	SO	BB	IBB	HBP	BLK	WP	HR	S	P	ERA	WHIP										
CC Sabathia, L ERA: 4.48 (1, 1)	7.0		29	8	3	2	4	1	0	0	0	0	0	10	16	9.00	3.000										
Mark Wohlers, R ERA: 4.93 (8, 1)	1.0	H	5	2	1	1	0	1	0	0	0	0	0	10	16	9.00	3.000										
Danys Baez, R ERA: 4.46 (9, 1)	1.0	S	6	1	1	1	1	2	0	0	0	0	0	13	25	9.00	3.000										

AB	34
R	6
H	9
RBI	5
BB	5
SO	6
LOB	10



Batter	1	2	3	4	5	6	7	8	9	AB	R	H	RBI	BB	SO	LOB	TOP										
Coco Crisp, S OBP: 0.296, SLG: 0.371 (1, 8)	F7		FC3-6 2B 1-2		K			HR BB G3	S 1B 3-2	4	1	1	0	1	1	1	Cleveland Indians @ Minnesota Twins Hubert H. Humphrey Metrodome, Minneapolis, MN Tue Sep 24 2002, 8:05 PM EDT Att: 21,634 - Dome - 72 F AB 35 R 3 H 9 RBI 3 BB 3 SO 4 LOB 17 										
Omar Vizquel, S OBP: 0.341, SLG: 0.418 (1, 6)	L7					G6-3		G3	F9 1B 3-2	5	0	1	0	0	0	2											
Ellis Burks, R OBP: 0.360, SLG: 0.536 (1, 10)	G2-3		F9			P3		HR		4	1	1	2	0	0	2											
Jim Thome, L OBP: 0.442, SLG: 0.662 (1, 3)						K		HR	1B BB 4-2	3	1	2	1	1	1	0											
Karim Garcia, L OBP: 0.319, SLG: 0.590 (1, 9)	F7					G4-3			1B BB 1-2	3	0	1	0	1	0	1											
Travis Fryman, R OBP: 0.293, SLG: 0.350 (1, 5)	G6-4-3 1B					F7		K	K	4	0	1	0	0	2	3											
Josh Bard, S OBP: 0.267, SLG: 0.395 (1, 2)	G6-4-3 1-2					G3		F8	G5-3	4	0	0	0	0	0	5											
Chris Magruder, S OBP: 0.264, SLG: 0.360 (1, 7)			FC3-6 1B			F8			G4-3	4	0	2	0	0	0	0											
John McDonald, R OBP: 0.292, SLG: 0.331 (1, 4)			F9			F9		G6-3	F8	2	0	0	0	0	0	1											
Bill Selby, L OBP: 0.267, SLG: 0.416 (7, PH)										1	0	0	0	0	0	2											
Brandon Phillips, R OBP: 0.273, SLG: 0.211 (7, 4)										1	0	0	0	0	0	0											
Inning Stats	R: 0 E: 0 K: 0 S: 9	H: 0 LOB: 0 BB: 0 P: 14	R: 0 E: 0 K: 0 S: 11	H: 2 LOB: 1 BB: 0 P: 17	R: 0 E: 0 K: 0 S: 10	H: 2 LOB: 2 BB: 0 P: 12	R: 1 E: 0 K: 0 S: 9	H: 1 LOB: 0 BB: 0 P: 16	R: 0 E: 0 K: 1 S: 7	H: 0 LOB: 0 BB: 0 P: 10	R: 0 E: 0 K: 1 S: 11	H: 1 LOB: 2 BB: 1 P: 21	R: 2 E: 0 K: 1 S: 14	H: 2 LOB: 2 BB: 2 P: 29	R: 0 E: 0 K: 0 S: 13	H: 1 LOB: 1 BB: 0 P: 20	1B: 6 2B: 1 3B: 0 HR: 2	SF: 0 SAC: 0 DP: 1 HBP: 0	WP: 0 PB: 0 SB: 1 CS: 0	PA: 38							
PITCHER	IP	WLS	BF	H	R	ER	SO	BB	IBB	HBP	BLK	WP	HR	S	P	ERA	WHIP										
Eric Milton, L ERA: 4.99 (1, 1)	6.2		26	6	1	1	3	1	0	0	0	0	1	63	95	1.35	1.050										
Michael Jackson, R ERA: 2.57 (7, 1)	0.1	H	1	0	0	0	0	0	0	0	0	0	0	3	6	0.00	0.000										
Kyle Lohse, R ERA: 4.35 (8, 1)	0.1	B	3	1	2	2	0	1	0	0	0	0	1	4	10	54.00	6.000										
J.C. Romero, L ERA: 1.94 (8, 1)	0.2		4	1	0	0	1	1	0	0	0	0	0	10	19	0.00	3.000										
LaTroy Hawkins, R ERA: 2.16 (9, 1)	1.0	W	4	1	0	0	0	0	0	0	0	0	0	13	20	0.00	1.000										
Batter	1	2	3	4	5	6	7	8	9	AB	R	H	RBI	BB	SO	LOB	BOTTOM										
Dustin Mohr, R OBP: 0.330, SLG: 0.441 (1, 7)	K		G6-3	F8			FC6-4 BB		IBB IBB 4-0	3	0	0	1	2	1	3	Cleveland Indians @ Minnesota Twins Hubert H. Humphrey Metrodome, Minneapolis, MN Tue Sep 24 2002, 8:05 PM EDT Att: 21,634 - Dome - 72 F AB 30 R 4 H 5 RBI 4 BB 6 SO 6 LOB 19 										
Cristian Guzman, S OBP: 0.294, SLG: 0.387 (1, 6)	G4-3		1B BB 4-2		G4-3		FC6-4 WP 1-2		IBB 1-2	3	0	0	0	2	0	1											
Corey Koskie, L OBP: 0.372, SLG: 0.447 (1, 5)	F7						F9		IBB 3-2	2	0	0	0	0	1	2											
Bobby Kielty, S OBP: 0.403, SLG: 0.461 (4, 9)			K				F9		SF7 3-2	2	1	1	1	0	0	1											
David Ortiz, L OBP: 0.343, SLG: 0.504 (1, 10)										2	0	1	2	1	0	0											
Michael Restovich, R OBP: 0.273, SLG: 0.545 (7, PH)										1	0	0	0	0	1	1											
Tori Hunter, R OBP: 0.329, SLG: 0.515 (1, 8)										4	0	0	0	0	1	4											
Doug Mientkiewicz, L OBP: 0.370, SLG: 0.400 (1, 3)	K									3	0	0	0	1	1	2											
5 Michael Cuddyer, R OBP: 0.279, SLG: 0.368 (4, 5)	K									3	0	1	0	0	1	1											
Denny Hocking, S OBP: 0.312, SLG: 0.328 (8, 5)										1	0	0	0	0	0	0											
A.J. Pierzynski, L OBP: 0.338, SLG: 0.447 (1, 2)										3	1	1	0	0	0	2											
Michael Ryan, L (9, PR)										0	1	0	0	0	0	0											
Luis Rivas, R OBP: 0.306, SLG: 0.397 (1, 4)										3	1	1	0	0	0	2											
Inning Stats	R: 0 E: 1 K: 1 S: 7	H: 0 LOB: 0 BB: 0 P: 12	R: 0 E: 0 K: 2 S: 10	H: 0 LOB: 1 BB: 1 P: 18	R: 2 E: 0 K: 1 S: 14	H: 2 LOB: 2 BB: 1 P: 25	R: 0 E: 0 K: 0 S: 7	H: 1 LOB: 2 BB: 1 P: 13	R: 1 E: 1 K: 0 S: 15	H: 1 LOB: 1 BB: 0 P: 24	R: 0 E: 0 K: 0 S: 6	H: 0 LOB: 0 BB: 0 P: 8	R: 0 E: 0 K: 1 S: 13	H: 0 LOB: 1 BB: 1 P: 25	R: 0 E: 0 K: 1 S: 6	H: 0 LOB: 0 BB: 0 P: 11	R: 1 E: 0 K: 0 S: 8	H: 1 LOB: 2 BB: 2 P: 18	1B: 2 2B: 2 3B: 1 HR: 0	SF: 1 SAC: 1 DP: 0 HBP: 1	WP: 3 PB: 0 SB: 0 CS: 0	PA: 39					
PITCHER	IP	WLS	BF	H	R	ER	SO	BB	IBB	HBP	BLK	WP	HR	S	P	ERA	WHIP										
Ricardo Rodriguez, R ERA: 5.66 (1, 1)	6.0		27	4	3	3	4	3	0	1	0	0	1	0	59	4.50	1.167										
53 Carl Sadler, L ERA: 5.09 (7, 1)	0.2		3	0	0	0	0	1	0	0	0	0	0	3	6	0.00	1.500										
Jerrod Riggan, R ERA: 7.64 (7, 1)	0.1		1	0	0	0	1	0	0	0	0	0	0	3	6	0.00	0.000										
Dave Elder, R ERA: 2.86 (8, 1)	1.2	L	8	1	1	1	1	0	2	0	0	0	0	14	29	5.40	0.600										

Batter	1	2	3	4	5	6	7	8	9	10	11	12	AB	R	H	RBI	BB	SO	LOB	TOP											
Coco Crisp, S OBP: 0.298, SLG: 0.364 (1, 8)	F8	G6-3		G6-4-3 BB				K			F2		5	0	1	0	1	1	1												
Omar Vizquel, S OBP: 0.337, SLG: 0.414 (1, 6)	K	L9		K				K		G5-3	P6		6	0	0	0	0	3	4												
Ellis Burks, R OBP: 0.363, SLG: 0.544 (1, 10)	HR 1B		1B SF8 BB	G6-4-3				F9		HR	FC5-6 1B		6	3	4	1	0	0	3												
Jim Thome, L OBP: 0.445, SLG: 0.674 (1, 3)	HR		SF8 1B BB		HR			K		S BB	FC5-6		4	2	2	3	2	1	1												
Karim Garcia, L OBP: 0.320, SLG: 0.582 (1, 9)	41 1B		1B		G4-3			K		F7			6	0	2	0	0	2	1												
41 Victor Martinez, S OBP: 0.286, SLG: 0.231 (1, 2)	1B		K							F8			5	0	2	0	1	1	4												
Bill Selby, L OBP: 0.276, SLG: 0.403 (1, 5)	F7		SF8		G3			P3			F7		5	0	0	1	0	0	4												
Chris Magruder, S OBP: 0.262, SLG: 0.360 (1, 7)		G6-3 2B	G6-3		G4-3			K2-3		G4-3			5	0	1	0	0	1	3												
John McDonald, R OBP: 0.325, SLG: 0.327 (10, PH)													3	0	0	0	0	0	1												
Lee Stevens, L OBP: 0.306, SLG: 0.373 (10, 4)													1	0	0	0	0	0	0												
Brandon Phillips, R OBP: 0.273, SLG: 0.211 (10, 4)													0	0	0	0	0	0	0												
Inning Stats	R: 2 E: 0 K: 1 S: 17	H: 4 LOB: 2 BB: 0 P: 25	R: 0 E: 0 K: 0 S: 8	H: 1 LOB: 1 BB: 1 P: 11	R: 1 E: 0 K: 1 S: 11	H: 2 LOB: 2 BB: 1 P: 19	R: 0 E: 0 K: 1 S: 8	H: 0 LOB: 1 BB: 1 P: 14	R: 1 E: 0 K: 0 S: 9	H: 2 LOB: 1 BB: 0 P: 14	R: 0 E: 0 K: 1 S: 8	H: 1 LOB: 1 BB: 1 P: 11	R: 0 E: 0 K: 2 S: 7	H: 0 LOB: 0 BB: 0 P: 8	R: 1 E: 0 K: 0 S: 10	H: 1 LOB: 1 BB: 1 P: 16	R: 0 E: 0 K: 0 S: 7	H: 0 LOB: 0 BB: 0 P: 11	R: 0 E: 0 K: 0 S: 8	H: 1 LOB: 1 BB: 0 P: 16	R: 0 E: 0 K: 1 S: 8	H: 0 LOB: 0 BB: 0 P: 12	1B: 8 2B: 1 3B: 0 HR: 3	SF: 1 SAC: 0 DP: 1 HBP: 1	WP: 0 PB: 0 SB: 1 CS: 0	PA: 52					
PITCHER	IP WLS BF H R ER SO BB IBB HBP BLK WP HR S P ERA WHIP																														
Rick Reed, R ERA: 3.8 (1, 1)	5.0	26	9	4	4	3	2	0	0	0	0	0	0	0	19	29	0.00	1.000													
Johan Santana, L ERA: 3.03 (6, 1)	2.0	8	1	0	0	3	1	0	0	0	0	0	0	0	0	7	8	0.00	0.000												
Tony Fiore, R ERA: 3.24 (8, 1)	1.0	3	0	0	0	2	0	0	0	0	0	0	0	0	1	10	16	9.00	2.000												
Eddie Guardado, L ERA: 3.02 (9, 1)	1.0	5	1	1	1	0	1	0	0	0	0	0	0	0	0	14	24	0.00	0.600												
Bob Wells, R ERA: 6.0 (10, 1)	1.2	6	1	0	0	0	0	0	0	0	0	0	0	0	0	0	0	0.00	0.600												
PITCHER	IP WLS BF H R ER SO BB IBB HBP BLK WP HR S P ERA WHIP																														
J.C. Romero, L ERA: 1.91 (11, 1)	1.1	4	0	0	0	1	0	0	0	0	0	0	0	0	0	0	0	0.00	0.000												

Cleveland Indians @ Minnesota Twins
Hubert H. Humphrey Metrodome, Minneapolis, MN

Wed Sep 25 2002, 8:05 PM EDT
Att. 15,314 - Dome - 72 F

AB 46
R 5
H 12
RBI 5
BB 4
SO 9
LOB 22



Batter	1	2	3	4	5	6	7	8	9	10	11	12	AB	R	H	RBI	BB	SO	LOB	BOTTOM										
Dustin Mohr, R OBP: 0.325, SLG: 0.434 (1, 7)	F9		F7		F2			G6-3		G4-3		K	6	0	0	0	0	1	2											
Cristian Guzman, S OBP: 0.292, SLG: 0.386 (1, 6)	P4		2B		G6-3			F8		P5		G5-3	6	1	1	0	0	0	0											
Torii Hunter, R OBP: 0.519, SLG: 0.519 (1, 8)	G6-3		CS 2B		G5-3			F8 2B		BB S BB		HR 1B	5	1	3	1	1	0	0											
David Ortiz, L OBP: 0.345, SLG: 0.509 (1, 10)		5 2B 1B HBP	2B BB		K			F8		K		HR	4	2	1	2	1	2	2											
Bobby Kielty, S OBP: 0.403, SLG: 0.462 (1, 9)	K		2B		P6			G4-3		BB IBB			4	0	1	0	1	1	2											
Doug Mientkiewicz, L OBP: 0.369, SLG: 0.399 (8, PH)		K			F7			F7		E8 5 1B		BB 2B	4	0	1	0	0	1	3											
Denny Hocking, S OBP: 0.315, SLG: 0.328 (10, 4)													0	1	0	0	1	0	0											
5 Michael Cuddyer, R OBP: 0.294, SLG: 0.420 (1, 5)		E 2B			K			HR		E S 1B		P3	5	2	3	2	0	1	3											
A.J. Pierzynski, L OBP: 0.338, SLG: 0.445 (1, 2)					G3-1					P6		F7	4	0	1	1	0	0	2											
Tom Prince, R OBP: 0.317, SLG: 0.385 (12, 2)		2H 3H 1B			G5-3			G1-6-3 HBP					0	0	0	0	0	0	0											
Luis Rivas, R OBP: 0.303, SLG: 0.393 (9, PH)		F9						G1-6-3		K		G4-3	3	0	0	0	0	0	2											
Matthew LeCroy, R OBP: 0.300, SLG: 0.452 (10, 3)													1	0	0	0	0	1	2											
Todd Sears, L OBP: 0.222, SLG: 0.333 (10, 3)													1	0	0	0	0	0	0											
Inning Stats	R: 0 E: 0 K: 0 S: 8	H: 0 LOB: 0 BB: 0 P: 15	R: 2 E: 1 K: 2 S: 11	H: 2 LOB: 1 BB: 0 P: 18	R: 1 E: 0 K: 0 S: 11	H: 3 LOB: 2 BB: 1 P: 17	R: 0 E: 0 K: 1 S: 5	H: 0 LOB: 0 BB: 0 P: 11	R: 0 E: 0 K: 0 S: 8	H: 0 LOB: 0 BB: 0 P: 12	R: 1 E: 0 K: 0 S: 9	H: 1 LOB: 1 BB: 1 P: 15	R: 0 E: 0 K: 0 S: 8	H: 1 LOB: 1 BB: 0 P: 15	R: 1 E: 2 K: 1 S: 13	H: 2 LOB: 2 BB: 3 P: 21	R: 0 E: 0 K: 1 S: 11	H: 0 LOB: 3 BB: 3 P: 26	R: 0 E: 0 K: 0 S: 10	H: 0 LOB: 0 BB: 0 P: 13	R: 2 E: 0 K: 0 S: 8	H: 2 LOB: 0 BB: 0 P: 13	1B: 4 2B: 5 3B: 0 HR: 2	SF: 0 SAC: 0 DP: 1 HBP: 2	WP: 0 PB: 0 SB: 2 CS: 1	PA: 49				
PITCHER	IP WLS BF H R ER SO BB IBB HBP BLK WP HR S P ERA WHIP																													
Brian Tallet, L ERA: 5.09 (7, 1)	6.0	24	5	3	2	4	1	0	0	0	0	0	0	1	9	14	9.00	1.000												
Dave Burba, R ERA: 5.09 (8, 1)	1.0	4	1	1	1	0	0	0	0	0	0	0	0	0	8	15	0.00	1.000												
Alex Herrera, L ERA: 4.44 (9, 1)	1.0	4	1	0	0	0	0	0	0	0	0	0	0	0	13	21	0.00	2.000												
Danys Baez, R ERA: 4.44 (10, 1)	2.0	9	0	0	0	2	2	1	0	0	0	0	0	0	21	39	0.00	1.000												
PITCHER	IP WLS BF H R ER SO BB IBB HBP BLK WP HR S P ERA WHIP																													
Dave Maurer, L ERA: 13.5 (12, 1)	0.1	3	2	2	2	0	0	0	0	0	0	0	0	1	8	13	54.00	6.000												

Cleveland Indians @ Minnesota Twins
Hubert H. Humphrey Metrodome, Minneapolis, MN

Wed Sep 25 2002, 8:05 PM EDT
Att. 15,314 - Dome - 72 F

AB 43
R 7
H 11
RBI 6
BB 4
SO 7
LOB 18



Batter	1	2	3	4	5	6	7	8	9	AB	R	H	RBI	BB	SO	LOB	TOP									
Coco Crisp, S OBP: 0.310, SLG: 0.391	1-1 F2			1-2 P1		1-2 2B	3-2 2B		0-0 2B	5	2	3	1	0	0	0	Cleveland Indians @ Minnesota Twins Hubert H. Humphrey Metrodome, Minneapolis, MN Thu Sep 26 2002, 8:05 PM EDT Att: 17,772 - Dome - 72 F livebaseballscorecards.com									
Brandon Phillips, R OBP: 0.370, SLG: 0.478	1-3 K			2-2 1B		1-2 HBP	1-0 2B		1-1 2B	4	1	3	4	0	1	0										
Lee Stevens, L OBP: 0.304, SLG: 0.372	0-0 F9			0-0 1B		0-2 SF8	0-0 P4		0-0 P6	4	0	1	2	0	0	2										
Jim Thome, L OBP: 0.443, SLG: 0.668		1-2 F8		0-1 F9		3-1 K		4-1 BB	3-3 K	4	0	0	0	1	2	4										
Karim Garcia, L OBP: 0.313, SLG: 0.570		1-3 K		0-1 F9		1-1 P4		1-1 F7		4	0	0	0	0	1	4										
Josh Bard, S OBP: 0.255, SLG: 0.378		1-3 K			0-3 K		1-1 F7	1-0 G4-6-3		4	0	0	0	0	2	1										
Greg LaRocca, R OBP: 0.393, SLG: 0.396			2-1 G6-3		1-0 G1-3		0-0 2B		0-0 WP	4	2	2	0	0	0	0										
Chris Magruder, S OBP: 0.266, SLG: 0.364		1-2 G1-3		3-2 G5-3		2-1 2B		4-0 2B		3	2	1	1	1	0	0										
John McDonald, R OBP: 0.291, SLG: 0.326		1-3 K			2-1 SF8		0-0 G5-3		0-3 K	4	1	1	0	0	2	3										
Inning Stats	R: 0 E: 0 K: 1 S: 6	H: 0 LOB: 0 BB: 0 P: 8	R: 0 E: 0 K: 2 S: 9	H: 0 LOB: 0 BB: 0 P: 12	R: 0 E: 0 K: 1 S: 8	H: 0 LOB: 0 BB: 0 P: 12	R: 1 E: 0 K: 0 S: 14	H: 2 LOB: 1 BB: 0 P: 17	R: 0 E: 0 K: 1 S: 7	H: 0 LOB: 0 BB: 0 P: 11	R: 1 E: 0 K: 1 S: 16	H: 2 LOB: 2 BB: 0 P: 22	R: 3 E: 0 K: 0 S: 11	H: 4 LOB: 1 BB: 0 P: 18	R: 0 E: 0 K: 0 S: 4	H: 0 LOB: 0 BB: 1 P: 10	R: 3 E: 0 K: 2 S: 11	H: 3 LOB: 1 BB: 1 P: 21	1B: 4 2B: 6 3B: 1 HR: 0	SF: 1 SAC: 0 DP: 1 HBP: 1	WP: 1 PB: 0 SB: 0 CS: 0	PA: 40				
PITCHER	IP	WLS	BF	H	R	ER	SO	BB	IBB	HBP	BLK	WP	HR	S	P	ERA	WHIP									
Brad Radke, R ERA: 4.72	(1, 1)	6.0		23	4	2	2	6	0	0	1	0	0	0	60	82	3.00	0.667								
Michael Jackson, R ERA: 3.31	(7, 1)	1.0	L	7	4	3	3	0	0	0	0	0	0	11	18	27.00	4.000									
Juan Rincon, R ERA: 6.18	(8, 1)	1.0		3	0	0	0	0	1	0	0	0	0	4	10	0.00	1.000									
Kevin Frederick, R ERA: 10.03	(9, 1)	1.0		7	3	3	3	2	1	0	0	0	1	0	11	21	27.00	4.000								

Batter	1	2	3	4	5	6	7	8	9	AB	R	H	RBI	BB	SO	LOB	BOTTOM									
Michael Ryan, L OBP: 0.283, SLG: 0.386	1-2 G3		3-3 K		0-0 L9		3-2 G3		0-0 F7	5	0	0	0	0	1	0	Cleveland Indians @ Minnesota Twins Hubert H. Humphrey Metrodome, Minneapolis, MN Thu Sep 26 2002, 8:05 PM EDT Att: 17,772 - Dome - 72 F livebaseballscorecards.com									
Cristian Guzman, S OBP: 0.143, SLG: 0.143	1-0 G3		2-0 G1-3		2-2 SF9		0-0 1B		2-0 G6-3	3	1	1	0	0	0	0										
David Lamb, S OBP: 0.143, SLG: 0.143			2-2 E3		3-1 E5		2-2 F8		1-0 F8	4	1	2	0	0	0	1										
Corey Koskie, L OBP: 0.200, SLG: 0.300	0-1 1B		FC4-6		1-3 SF9					1	0	0	0	0	0	0										
Todd Sears, L OBP: 0.200, SLG: 0.300			FC4-6		0-0 SF9		0-3 K			2	0	0	0	0	1	2										
David Ortiz, L OBP: 0.344, SLG: 0.506	3-3 K		FC4-6		2-3 3-H					1	0	0	1	0	1	1										
Jacque Jones, L OBP: 0.340, SLG: 0.510			1-2 1B							2	0	0	0	0	1	2										
Tori Hunter, R OBP: 0.336, SLG: 0.528		4-1 G4-3		0-0 HR	0-1 2B		4-0 5E		5S	2	1	2	2	1	0	0										
Michael Restovich, R OBP: 0.333, SLG: 0.545					3-H					0	1	0	0	1	0	0										
Doug Mientkiewicz, L OBP: 0.389, SLG: 0.397	1-2 G4-3		4-1 G1-6-3		1-2 G6-3		1-2 F7			2	0	0	0	1	0	2										
Matthew LeCroy, R OBP: 0.299, SLG: 0.449			1-2 1B							1	0	0	0	0	0	1										
5 Michael Cuddyer, R OBP: 0.292, SLG: 0.413		3-2 FC6		0-0 G1-6-3		2-1 E1		3-3 K		4	0	1	0	0	1	2										
A.J. Pierzynski, L OBP: 0.336, SLG: 0.442	2-3 K		0-0 G1-6-3		0-1 G4-6-3		3-2 K			3	0	0	0	0	1	5										
Tom Prince, R OBP: 0.322, SLG: 0.398			1-2 1B		1-2 G4-6-3		1-2 2B			1	0	1	1	0	0	0										
Luis Rivas, R OBP: 0.300, SLG: 0.389	1-2 G3-1		1-0 G6-3		0-0 G4-3		3-H			3	0	0	0	0	0	3										
Denny Hocking, S OBP: 0.314, SLG: 0.327										1	0	0	0	0	0	1										
Inning Stats	R: 0 E: 0 K: 1 S: 9	H: 1 LOB: 1 BB: 0 P: 14	R: 0 E: 0 K: 1 S: 15	H: 0 LOB: 2 BB: 1 P: 26	R: 0 E: 0 K: 1 S: 9	H: 0 LOB: 1 BB: 0 P: 16	R: 1 E: 0 K: 0 S: 5	H: 2 LOB: 1 BB: 1 P: 10	R: 2 E: 1 K: 0 S: 12	H: 3 LOB: 1 BB: 0 P: 18	R: 0 E: 0 K: 0 S: 5	H: 0 LOB: 0 BB: 0 P: 7	R: 0 E: 0 K: 1 S: 11	H: 1 LOB: 1 BB: 0 P: 16	R: 1 E: 1 K: 1 S: 10	H: 1 LOB: 1 BB: 1 P: 21	R: 0 E: 0 K: 0 S: 3	H: 0 LOB: 0 BB: 0 P: 6	1B: 5 2B: 2 3B: 0 HR: 1	SF: 1 SAC: 0 DP: 2 HBP: 0	WP: 0 PB: 0 SB: 1 CS: 0	PA: 39				
PITCHER	IP	WLS	BF	H	R	ER	SO	BB	IBB	HBP	BLK	WP	HR	S	P	ERA	WHIP									
Ryan Drese, R ERA: 6.55	(1, 1)	6.2	W	30	7	3	2	3	2	0	0	0	0	0	3	3	0.00	0.000								
53 Carl Sadler, L ERA: 5.0	(7, 1)	0.1	H	1	0	0	0	1	0	0	0	0	0	3	3	0.00	0.000									
Dave Elder, R ERA: 3.13	(8, 1)	1.0	H	5	1	1	1	1	1	0	0	0	0	10	21	9.00	2.000									
Mark Wohlers, R ERA: 4.86	(9, 1)	1.0		3	0	0	0	0	0	0	0	0	0	3	6	0.00	0.000									



Batter	1	2	3	4	5	6	7	8	9	AB	R	H	RBI	BB	SO	LOB	TOP											
Michael Tucker, L OBP: 0.330, SLG: 0.406 (1, 8)										5	0	1	1	0	3	3	Kansas City Royals @ Cleveland Indians Jacobs Field, Cleveland, OH Sun Sep 29 2002, 1:05 PM EDT Att: 32,018 - Sunny - 72 F											
Carlos Beltrán, S OBP: 0.346, SLG: 0.501 (1, 10)										4	1	2	1	1	0	2												
Raul Ibanez, L OBP: 0.346, SLG: 0.537 (1, 3)										5	1	1	0	0	2	4												
Kit Pellow, R OBP: 0.342, SLG: 0.302 (1, 5)										3	0	0	0	2	1	0												
Aaron Guiel, L OBP: 0.296, SLG: 0.338 (1, 9)										4	0	1	1	1	1	1												
4 Angel Berroa, R OBP: 0.301, SLG: 0.347 (1, 6)										5	0	1	0	0	3	5												
Dee Brown, L OBP: 0.291, SLG: 0.392 (1, 7)										4	0	0	0	0	2	5												
Luis Ordez, R OBP: 0.308, SLG: 0.245 (1, 4)										4	1	1	0	0	1	0												
Dusty Wathan, R OBP: 0.667, SLG: 0.800 (1, 2)										3	0	2	0	0	1	1												
Inning Stats	R: 2 E: 0 K: 2 S: 21	H: 3 LOB: 2 BB: 1 P: 35	R: 0 E: 0 K: 0 S: 9	H: 1 LOB: 1 BB: 0 P: 13	R: 0 E: 1 K: 0 S: 10	H: 0 LOB: 2 BB: 1 P: 16	R: 0 E: 0 K: 2 S: 11	H: 1 LOB: 2 BB: 0 P: 15	R: 0 E: 0 K: 1 S: 10	H: 1 LOB: 1 BB: 0 P: 15	R: 0 E: 0 K: 3 S: 10	H: 0 LOB: 0 BB: 0 P: 14	R: 1 E: 0 K: 2 S: 14	H: 2 LOB: 1 BB: 0 P: 24	R: 0 E: 0 K: 2 S: 13	H: 0 LOB: 1 BB: 1 P: 20		1B: 6 2B: 2 3B: 0 HR: 1	SF: 0 SAC: 0 DP: 0 HBP: 1	WP: 0 PB: 0 SB: 0 CS: 0	PA: 42							
PITCHER	IP	WLS	BF	H	R	ER	SO	BB	IBB	HBP	BLK	WP	HR	S	P	ERA	WHIP											
Roy Smith, R ERA: 3.0 (1, 1)	3.1		18	4	2	2	2	2	0	0	0	0	0	1	43	68	5.40	1.800										
Alex Herrera, L ERA: (4, 1)	1.2		7	2	0	0	3	0	0	0	0	0	0	0	18	26	0.00	1.200										
Jaret Wright, R ERA: 15.71 (6, 1)	1.0	W	5	1	0	0	2	1	0	0	0	0	0	0	11	21	0.00	2.000										
David Riske, R ERA: 5.26 (7, 1)	2.0	H	8	2	1	1	5	0	0	0	0	0	0	24	38	4.50	1.000											
53 Carl Sadler, L ERA: 4.43 (9, 1)	1.0		4	0	0	0	2	1	0	0	0	0	0	0	13	20	0.00	1.000										
Batter	1	2	3	4	5	6	7	8	9	AB	R	H	RBI	BB	SO	LOB	BOTTOM											
Coco Crisp, S OBP: 0.314, SLG: 0.386 (1, 8)										3	0	0	1	0	0	0	Kansas City Royals @ Cleveland Indians Jacobs Field, Cleveland, OH Sun Sep 29 2002, 1:05 PM EDT Att: 32,018 - Sunny - 72 F											
Brandon Phillips, R OBP: 0.343, SLG: 0.419 (1, 4)									4	1	2	0	0	0	2													
Travis Fryman, R OBP: 0.292, SLG: 0.350 (1, 5)									4	1	1	2	0	1	2													
Jim Thome, L OBP: 0.445, SLG: 0.677 (6, PR) Ben Broussard, L OBP: 0.292, SLG: 0.384 (6, PR)										3	0	1	1	0	1	1												
41 Victor Martinez, S OBP: 0.333, SLG: 0.406 (1, 2)										2	1	1	2	1	0	0												
Earl Snyder, R OBP: 0.279, SLG: 0.291 (1, 3)										4	1	1	1	0	1	2												
Bill Selby, L OBP: 0.276, SLG: 0.396 (1, 7) Karim Garcia, L OBP: 0.314, SLG: 0.574 (8, PH) (9, 9)										2	1	0	0	1	1	0												
Chris Magruder, S OBP: 0.261, SLG: 0.353 (9, 7)										3	1	0	0	1	2	1												
John McDonald, R OBP: 0.288, SLG: 0.326 (1, 6)										2	1	0	0	0	1	0												
Inning Stats	R: 0 E: 0 K: 0 S: 7	H: 0 LOB: 0 BB: 0 P: 11	R: 0 E: 0 K: 1 S: 7	H: 0 LOB: 0 BB: 0 P: 8	R: 0 E: 0 K: 2 S: 14	H: 0 LOB: 0 BB: 0 P: 18	R: 0 E: 0 K: 2 S: 10	H: 1 LOB: 1 BB: 0 P: 14	R: 2 E: 1 K: 0 S: 11	H: 2 LOB: 1 BB: 0 P: 18	R: 2 E: 1 K: 0 S: 16	H: 1 LOB: 1 BB: 2 P: 31	R: 0 E: 0 K: 2 S: 8	H: 0 LOB: 1 BB: 1 P: 18	1B: 3 2B: 1 3B: 0 HR: 2	SF: 2 SAC: 1 DP: 0 HBP: 0		WP: 1 PB: 0 SB: 0 CS: 0	PA: 35									
PITCHER	IP	WLS	BF	H	R	ER	SO	BB	IBB	HBP	BLK	WP	HR	S	P	ERA	WHIP											
Darrell May, L ERA: 5.35 (1, 1)	5.0		18	3	2	2	6	0	0	0	0	0	0	11	18	18.00	2.000											
Scott Mullen, L ERA: 3.15 (6, 1)	1.0	L	6	2	2	2	0	0	0	0	0	0	0	0	16	31	9.00	3.000										
Ryan Bukvich, R ERA: 6.12 (7, 1)	1.0		7	1	3	1	0	2	0	0	0	0	0	0	8	18	0.00	1.000										
Jeremy Hill, R ERA: 3.86 (8, 1)	1.0		4	0	0	0	2	1	0	0	0	1	0	0	8	18	0.00	1.000										