

Cleveland Indians - 2003

Batter	1	2	3	4	5	6	7	8	9	10	11	12	13	AB R H RBI BB SO LOB
Jerry Hairston, R OBP: 0.429, SLG: 0.500 (1, 4)	F9		G6-3 2B		F8-3		E5		E1 FC2-5 1B		P4		1B HBP	6 0 2 0 0 0 2
Gary Matthews, S OBP: 0.286, SLG: 0.286 (1, 8)	F7		K		P6		L7		FC2-5			G4-3 31 PB SH1 1B	1B	7 1 2 1 0 1 4
B.J. Surhoff, L (1, 7)	G4-3		G6-3			G4-3	L7		F7			SH1		5 0 0 0 0 0 4
Jeff Conine, R OBP: 0.167, SLG: 0.333 (1, 3)		F8	P6					F8				G4-3		6 1 1 0 0 1 3
31 Jay Gibbons, L OBP: 0.333, SLG: 0.333 (1, 9)				K2-3						G3				6 1 2 1 0 1 0
Tony Batista, R OBP: 0.400, SLG: 0.600 (1, 5)														5 1 2 0 0 1 2
Jose Leon, R OBP: 1.000, SLG: 1.000 (10, PR)														1 1 1 0 0 0 0
21 Marty Cordova, R OBP: 0.500, SLG: 1.000 (1, 10)														5 1 2 2 1 1 3
Geronimo Gil, R OBP: 0.167, SLG: 0.167 (1, 2)														6 0 1 1 0 1 2
Deivi Cruz, R OBP: 0.333, SLG: 0.333 (1, 6)														6 0 2 0 0 0 5

Inning Stats	R: 0	H: 0	E: 0	LOB: 0	K: 0	BB: 0	S: 6	P: 9	R: 1	H: 3	E: 0	LOB: 2	K: 1	BB: 0	S: 12	P: 18	R: 0	H: 1	E: 0	LOB: 1	K: 1	BB: 0	S: 10	P: 14	R: 0	H: 0	E: 0	LOB: 0	K: 1	BB: 1	S: 10	P: 19	R: 0	H: 1	E: 0	LOB: 0	K: 0	BB: 0	S: 6	P: 8	R: 1	H: 2	E: 0	LOB: 1	K: 0	BB: 0	S: 10	P: 14	R: 0	H: 1	E: 1	LOB: 2	K: 0	BB: 0	S: 9	P: 11	R: 2	H: 2	E: 1	LOB: 1	K: 0	BB: 0	S: 10	P: 13	R: 0	H: 1	E: 1	LOB: 1	K: 1	BB: 0	S: 13	P: 19	R: 0	H: 1	E: 0	LOB: 0	K: 0	BB: 0	S: 6	P: 7	R: 0	H: 0	E: 0	LOB: 0	K: 1	BB: 0	S: 12	P: 18	R: 1	H: 1	E: 0	LOB: 0	K: 0	BB: 0	S: 9	P: 12	R: 1	H: 2	E: 1	LOB: 3	K: 1	BB: 0	S: 10	P: 18	R: 0	H: 1	E: 0	LOB: 0	K: 0	BB: 0	S: 12	P: 18	R: 1	H: 2	E: 1	LOB: 3	K: 1	BB: 0	S: 10	P: 18	R: 0	H: 0	E: 0	LOB: 0	K: 1	BB: 0	S: 12	P: 18	R: 1	H: 1	E: 0	LOB: 0	K: 0	BB: 0	S: 9	P: 12	R: 0	H: 1	E: 0	LOB: 0	K: 0	BB: 0	S: 12	P: 18	R: 0	H: 0	E: 0	LOB: 0	K: 0	BB: 0	S: 12	P: 18	R: 0	H: 0	E: 0	LOB: 0	K: 0	BB: 0	S: 12	P: 18
PITCHER	IP	WLS	BF	H	R	ER	SO	BB	IBB	HBP	BLK	WP	HR	S	P	ERA	WHIP																																																																																																																																															
CC Sabathia, L (1, 1)	7.0		30	8	2	2	3	1	0	0	0	0	0	63	93	2.57	1.286																																																																																																																																															
David Riske, R (8, 1)	1.0	B	6	2	2	2	0	0	0	0	0	0	1	10	13	18.00	2.000																																																																																																																																															
Jose Santiago, R (9, 1)	2.0		7	2	0	0	1	0	0	0	0	0	0	19	26	0.00	1.000																																																																																																																																															
Danys Baez, R (11, 1)	2.0		7	1	1	0	1	0	0	0	0	0	0	21	30	0.00	0.500																																																																																																																																															
37 Jake Westbrook, R (13, 1)	0.2	L	6	2	1	0	1	0	0	1	0	0	0	10	18	0.00	3.000																																																																																																																																															


BOTTOM

Cleveland Indians @ Baltimore Orioles
 Oriole Park at Camden Yards, Baltimore, MD

Mon Mar 31 2003, 3:05 PM EST
 Att. 46,257 - Cloudy - 48 F

livebaseballscorecards.com

AB	53
R	6
H	15
RBI	5
BB	1
SO	6
LOB	25



Batter	1	2	3	4	5	6	7	8	9	AB R H RBI BB SO LOB
Milton Bradley, S (1, 8) OBP: 0.364, SLG: 0.400	1-3 K		0-1 SAFE E 1-2 1B	1-2 F9			2-0 2B 1B		3-2 F7	5 1 2 0 0 1 1
Omar Vizquel, S (1, 6) OBP: 0.455, SLG: 0.500	2-2 F8		1-0 E1 1-3 2-H 1B			3-2 G1-3	0-1 SAFE SAFE SAFE 1B 2B		0-1 F8	5 1 2 0 0 0 0
Ellis Burks, R (1, 10) OBP: 0.500, SLG: 0.375	0-0 G4-3		4-2 BB			0-0 G6-3	1-1 FC5-4 1B			3 0 1 2 1 0 0
Shane Spencer, R (1, 7) OBP: 0.500, SLG: 0.667		1-1 G4-3 48 1B 2B	1-3 K			4-1 BB	1-2 FC5-4 1-2f			3 1 1 0 1 1 4
Karim Garcia, L (1, 9) OBP: 0.200, SLG: 0.556		1-2 G4-3 2-3	0-3 K			1-3 K	2-1 G3-1			4 0 0 0 0 2 6
48 Travis Hafner, L (1, 3) OBP: 0.500, SLG: 0.500		1-0 3-H 1B	2-1 G4-3			0-1 P5		1-3 K		4 0 1 1 0 1 3
Casey Blake, R (1, 5) OBP: 0.200, SLG: 0.111		0-1 L4		0-0 G5-3		2-1 G4-3		1-2 F9		4 0 0 0 0 0 1
Josh Bard, S (1, 2) OBP: 0.100, SLG: 0.100		0-3 K		3-2 1B		2-3 K		1-1 G3-1		4 0 1 0 0 2 1
Brandon Phillips, R (1, 4) OBP: 0.111, SLG: 0.111			0-1 1B E 1B 1B	2-3 K		3-1 P5		2-2 G6-3		4 1 1 0 0 1 1

Cleveland Indians @ Baltimore Orioles
 Oriole Park at Camden Yards, Baltimore, MD

Wed Apr 02 2003, 7:05 PM EST
 Att. 27,658 - Sunny - 80 F

livebaseballscorecards.com

AB	36
R	4
H	9
RBI	3
BB	2
SO	8
LOB	17



Inning Stats	R: 0 E: 0 K: 1 S: 7	H: 0 LOB: 0 BB: 0 P: 10	R: 1 E: 0 K: 1 S: 11	H: 2 LOB: 1 BB: 0 P: 14	R: 1 E: 1 K: 2 S: 16	H: 3 LOB: 3 BB: 1 P: 24	R: 0 E: 0 K: 1 S: 12	H: 1 LOB: 1 BB: 0 P: 18	R: 0 E: 0 K: 1 S: 8	H: 0 LOB: 1 BB: 1 P: 16	R: 0 E: 0 K: 1 S: 9	H: 0 LOB: 0 BB: 0 P: 13	R: 2 E: 0 K: 0 S: 12	H: 3 LOB: 1 BB: 0 P: 21	R: 0 E: 0 K: 1 S: 8	H: 0 LOB: 0 BB: 0 P: 11	R: 0 E: 0 K: 0 S: 12	H: 0 LOB: 0 BB: 0 P: 17	1B: 7 2B: 2 3B: 0 HR: 0	SF: 0 SAC: 0 DP: 0 HBP: 0	WP: 0 PB: 0 SB: 0 CS: 0	PA: 38
--------------	------------------------------	----------------------------------	-------------------------------	----------------------------------	-------------------------------	----------------------------------	-------------------------------	----------------------------------	------------------------------	----------------------------------	------------------------------	----------------------------------	-------------------------------	----------------------------------	------------------------------	----------------------------------	-------------------------------	----------------------------------	----------------------------------	------------------------------------	----------------------------------	--------

PITCHER	IP	WLS	BF	H	R	ER	SO	BB	IBB	HBP	BLK	WP	HR	S	P	ERA	WHIP
Omar Daal, L (1, 1) ERA: 5.68	6.1	L	29	8	4	4	7	2	0	0	0	0	0	68	105	5.68	1.579
Willis Roberts, R (7, 1) ERA:	0.1		2	1	0	0	0	0	0	0	0	0	0	5	7	0.00	3.000
B.J. Ryan, L (7, 1) ERA:	0.1		1	0	0	0	0	0	0	0	0	0	0	2	4	0.00	0.000
Rick Bauer, R (8, 1) ERA:	2.0		6	0	0	0	1	0	0	0	0	0	0	20	28	0.00	0.000

PITCHER	IP	WLS	BF	H	R	ER	SO	BB	IBB	HBP	BLK	WP	HR	S	P	ERA	WHIP
---------	----	-----	----	---	---	----	----	----	-----	-----	-----	----	----	---	---	-----	------

Batter	1	2	3	4	5	6	7	8	9	AB	R	H	RBI	BB	SO	LOB
Jerry Hairston, R OBP: 0.364, SLG: 0.333 (1, 4)	1-1 G5-3		1-1 SAFE F8		4-1 BB G1-3			1-2 F8		3	0	0	0	1	0	1
Gary Matthews, S OBP: 0.182, SLG: 0.182 (1, 8)	2-3 K		3-1 G1-3		0-0 G1-3			2-3 K		4	0	0	0	0	2	2
B.J. Surhoff, L (1, 10)	1-0 G3-4-1						0-2 P5	1-3 K2-3		4	0	0	0	0	1	0
Jeff Conine, R OBP: 0.100, SLG: 0.200 (1, 3)		3-2 G6-3		3-1 L5		1-2 G5-3		1-3 K		4	0	0	0	0	1	0
31 Jay Gibbons, L OBP: 0.300, SLG: 0.300 (1, 9)		1-2 F8		1-0 2B 1B		1-0 G4-3		1-2 G4-3		4	0	1	0	0	0	0
Tony Batista, R OBP: 0.444, SLG: 1.000 (1, 5)		0-1 HR		1-0 1-3 2B			1-2 G6-3	0-1 F8		4	1	2	1	0	0	0
6 Melvin Mora, R (1, 7)		2-2 F8		0-1 F9			1-1 G6-3			3	0	0	0	0	0	2
Geronimo Gil, R OBP: 0.111, SLG: 0.111 (1, 2)			2-1 G5-3		1-2 G4-3		2-3 K			3	0	0	0	0	1	0
Deivi Cruz, R OBP: 0.444, SLG: 0.778 (1, 6)			2-2 1B		0-1 P2			1-0 HR		3	1	2	1	0	0	0

Inning Stats	R: 0	H: 0	E: 0	K: 1	S: 7	R: 1	H: 1	E: 0	K: 0	S: 14	R: 0	H: 1	E: 0	K: 0	S: 9	R: 0	H: 2	E: 0	K: 0	S: 8	R: 0	H: 0	E: 0	K: 0	S: 9	R: 0	H: 0	E: 0	K: 1	S: 8	R: 0	H: 0	E: 0	K: 2	S: 11	R: 0	H: 0	E: 0	K: 1	S: 8	R: 1	H: 1	E: 0	K: 2	S: 11	R: 0	H: 0	E: 0	K: 1	S: 8	1B: 2	SF: 0	2B: 1	SAC: 0	3B: 0	DP: 0	HR: 2	HBP: 0	WP: 0	PA: 33
--------------	------	------	------	------	------	------	------	------	------	-------	------	------	------	------	------	------	------	------	------	------	------	------	------	------	------	------	------	------	------	------	------	------	------	------	-------	------	------	------	------	------	------	------	------	------	-------	------	------	------	------	------	-------	-------	-------	--------	-------	-------	-------	--------	-------	--------

PITCHER	IP	WLS	BF	H	R	ER	SO	BB	IBB	HBP	BLK	WP	HR	S	P	ERA	WHIP
Ricardo Rodriguez, R ERA: 1.29 (1, 1)	7.0	W	26	4	1	1	2	1	0	0	0	0	1	63	98	1.29	0.714
Jose Santiago, R ERA: 3.86 (8, 1)	0.1	H	2	1	1	1	0	0	0	0	0	0	1	4	6	27.00	3.000
53 Carl Sadler, L ERA: (8, 1)	0.2	H	2	0	0	0	2	0	0	0	0	0	0	7	10	0.00	0.000
Danys Baez, R ERA: (9, 1)	1.0	S	3	0	0	0	1	0	0	0	0	0	0	8	10	0.00	0.000


BOTTOM

Cleveland Indians @ Baltimore Orioles
Oriole Park at Camden Yards, Baltimore, MD

Wed Apr 02 2003, 7:05 PM EST
Att: 27,658 - Sunny - 80 F

AB	32
R	2
H	5
RBI	2
BB	1
SO	5
LOB	5

livebaseballscorecards.com



Batter	1	2	3	4	5	6	7	8	9	AB	R	H	RBI	BB	SO	LOB
Jerry Hairston, R OBP: 0.267, SLG: 0.231 (1, 4)	1-0 P3		1-2 FC3-6			1-2 F7		0-1 P6		4	0	0	0	0	0	1
Gary Matthews, S OBP: 0.200, SLG: 0.200 (1, 8)	2-2 G5-3		2-3 K			1-2 1B			2-3 K	4	0	1	0	0	2	1
Jeff Conine, R OBP: 0.143, SLG: 0.214 (1, 3)	2-2 F8			0-0 31 G3-6 1B		1-0 F8			3-3 K	4	0	1	0	0	1	1
31 Jay Gibbons, L OBP: 0.286, SLG: 0.357 (1, 9)		0-2 2B		1-1 G3-6		0-0 E3			0-0 P6	4	0	1	0	0	0	1
Tony Batista, R OBP: 0.333, SLG: 0.750 (1, 10)		3-2 G5-3		2-0 L8		1-0 G5-4-3				3	0	0	0	0	0	2
6 Melvin Mora, R (1, 7)		1-2 G1-3			2-1 F9		4-2 FC6-4 BB			2	0	0	0	1	0	1
Deivi Cruz, R OBP: 0.333, SLG: 0.583 (1, 6)		1-2 G5-3			0-1 P6		0-0 FC6-4			3	0	0	0	0	0	2
Jose Leon, R OBP: 0.250, SLG: 0.250 (1, 5)			0-0 G4-3		3-3 K			1-2 G6-3		3	0	0	0	0	1	0
Brook Fordyce, R OBP: 0.333, SLG: 0.333 (1, 2)			1-2 FC3-6 1B			1-0 P6		1-0 P3		3	0	1	0	0	0	0

Inning Stats	R: 0	H: 0	E: 0	K: 0	S: 11	LOB: 0	BB: 0	P: 16	R: 0	H: 1	E: 0	K: 0	S: 13	LOB: 1	BB: 0	P: 18	R: 0	H: 1	E: 0	K: 1	S: 10	LOB: 0	BB: 0	P: 14	R: 0	H: 0	E: 0	K: 1	S: 9	LOB: 0	BB: 0	P: 14	R: 0	H: 1	E: 0	K: 0	S: 8	LOB: 1	BB: 0	P: 12	R: 0	H: 0	E: 1	K: 0	S: 5	LOB: 1	BB: 1	P: 10	R: 0	H: 0	E: 0	K: 0	S: 6	LOB: 0	BB: 0	P: 8	R: 0	H: 0	E: 0	K: 2	S: 8	LOB: 0	BB: 0	P: 13	1B: 3	SF: 0	2B: 1	SAC: 0	3B: 0	DP: 2	HR: 0	HBP: 0	WP: 0	PA: 31
--------------	------	------	------	------	-------	--------	-------	-------	------	------	------	------	-------	--------	-------	-------	------	------	------	------	-------	--------	-------	-------	------	------	------	------	------	--------	-------	-------	------	------	------	------	------	--------	-------	-------	------	------	------	------	------	--------	-------	-------	------	------	------	------	------	--------	-------	------	------	------	------	------	------	--------	-------	-------	-------	-------	-------	--------	-------	-------	-------	--------	-------	--------

PITCHER	IP	WLS	BF	H	R	ER	SO	BB	IBB	HBP	BLK	WP	HR	S	P	ERA	WHIP
Brian Anderson, L ERA:	(1, 1)	8.0	W	28	4	0	0	2	1	0	0	0	0	66	99	0.00	0.625
Danys Baez, R ERA:	(9, 1)	1.0	S	3	0	0	2	0	0	0	0	0	0	8	13	0.00	0.000

BOTTOM

Cleveland Indians @ Baltimore Orioles
Oriole Park at Camden Yards, Baltimore, MD

livebaseballscorecards.com

AB	30
R	0
H	4
RBI	0
BB	1
SO	4
LOB	9



Thu Apr 03 2003, 7:05 PM EST
 Att. 18,470 - Sunny - 73 F

Batter	1	2	3	4	5	6	7	8	9	AB R H RBI BB SO LOB	TOP
Milton Bradley, S (1, 8) OBP: 0.368, SLG: 0.353	0-2 G1-3		1-0 FC6-4 1B		0-2 F9			0-0 L8		4 0 1 0 0 0 1	
Brandon Phillips, R (1, 4) OBP: 0.125, SLG: 0.125	1-1 G6-3		1-0 FC6-4			3-2 1B		1-3 K		4 0 1 0 0 1 2	
Matt Lawton, L (1, 7) OBP: 0.214, SLG: 0.462	3-2 G4-3			1-2 G1-4-3		1 SAFE F9		1-0 2B		4 0 1 0 0 0 1	
Ellis Burks, R (1, 10) OBP: 0.389, SLG: 0.400		1-1 G6-3		1-0 L1		1 SAFE L7		0-1 G1-3		4 0 0 0 0 0 2	
Shane Spencer, R (1, 9) OBP: 0.250, SLG: 0.286		2-2 P6		2-1 G5-3		X G6-3			0-3 K	4 0 0 0 0 1 1	
48 Travis Hafner, L (1, 3) OBP: 0.313, SLG: 0.267		1-3 K			2-3 K				3-2 G4-3	4 0 0 0 0 3 0	
Casey Blake, R (1, 5) OBP: 0.176, SLG: 0.125 Bill Selby, L (9, PH)			1-1 G4-3		2-0 BLK 1B				1-3 K	3 1 1 0 0 1 0 1 0 0 0 0 1 0	AB 33 R 1 H 6 RBI 1 BB 1 SO 7 LOB 10
Tim Laker, R (1, 2) OBP: 0.667, SLG: 0.500			4-0 1B BB		0-2 L6					2 0 1 0 1 0 1	
John McDonald, R (1, 6) OBP: 0.333, SLG: 0.333			0-2 L8		1-1 2-H 1B				0-0 G4-3	3 0 1 1 0 0 2	
Inning Stats	R: 0 E: 0 K: 0 S: 8 H: 0 LOB: 0 BB: 0 P: 12	R: 0 E: 0 K: 1 S: 10 H: 0 LOB: 0 BB: 0 P: 14	R: 0 E: 0 K: 0 S: 7 H: 1 LOB: 2 BB: 1 P: 14	R: 0 E: 0 K: 0 S: 6 H: 0 LOB: 0 BB: 0 P: 10	R: 1 E: 0 K: 1 S: 12 H: 2 LOB: 1 BB: 0 P: 17	R: 0 E: 0 K: 0 S: 7 H: 1 LOB: 1 BB: 0 P: 13	R: 0 E: 0 K: 2 S: 10 H: 1 LOB: 1 BB: 0 P: 18	R: 0 E: 0 K: 1 S: 7 H: 1 LOB: 1 BB: 0 P: 9	R: 0 E: 0 K: 2 S: 9 H: 0 LOB: 0 BB: 0 P: 13	1B: 5 2B: 1 3B: 0 HR: 0 SF: 0 SAC: 0 DP: 0 HBP: 0	WP: 0 PB: 0 SB: 1 CS: 0 PA: 34
PITCHER	IP WLS BF H R ER SO BB IBB HBP BLK WP HR S P ERA WHIP										
Chris George, L (1, 1) ERA: 1.35	6.2 W 26 5 1 1 4 1 0 0 0 0 0 0 59 97 1.35 0.900										
Jason Grimsley, R (7, 1) ERA:	1.1 5 1 0 0 1 0 0 0 0 0 0 0 8 10 0.00 0.750										
D.J. Carrasco, R (9, 1) ERA:	1.0 3 0 0 0 2 0 0 0 0 0 0 0 9 13 0.00 0.000										

Cleveland Indians @ Kansas City Royals
Kauffman Stadium, Kansas City, MO

Fri Apr 04 2003, 7:05 PM CST
Att. 15,241 - Cloudy - 44 F

livebaseballscorecards.com



Batter	1	2	3	4	5	6	7	8	9
Michael Tucker, L (1, 8) OBP: 0.211, SLG: 0.118	0-3 K	1-2 S 1B		4-1 PB BB		2-2 FC3-6 CS 1-2f		1-0 L4	
Joe Randa, R (1, 5) OBP: 0.444, SLG: 0.462	2-1 G4-3	3-1 G5-3 1-2		2-2 F7		2-1 29 WP 1B 1-2			
29 Mike Sweeney, R (1, 3) OBP: 0.611, SLG: 0.750 Mendy López, R (8, 3)	4-0 PO BB			3-1 G6-3		4-2 1-2 IBB			
Raul Ibanez, L (1, 7) OBP: 0.444, SLG: 0.625	0-2 PO 1-2	1-0 SH5-3 4 1B 1B	3-1 WP G4-3 1B	4-1 1-2 BB		0-0 G3			
Ken Harvey, R (1, 10) OBP: 0.471, SLG: 0.600		4-0 FC1-5 SH5-3 BB 1-2	2-0 4 1B G4-3 1B	0-2 F7		1-2 G4-3			
Desi Relaford, S (1, 9)		0-1 SH5-3 1-2 2-3	2-0 G4-3 1-2 2-H		0-0 G4-3	1-2 F7			
4 Angel Berroa, R (1, 6) OBP: 0.313, SLG: 0.333		0-1 FC1-5 1B 3-H	2-2 HBP 1B 2-3		1-2 F8	0-0 G4-3			
Carlos Febles, R (1, 4) OBP: 0.250, SLG: 0.273		2-2 FC1-5 WP 1B 1-2 2-3f	1-0 HBP		3-2 G4-3		2-3 K		
Mike DiFelice, R (1, 2) OBP: 0.250, SLG: 0.250		1-0 WP 1B 1-2 2-H	1-1 F8		1-2 E6 FC3-6		2-3 K		

Inning Stats	R: 0	H: 0	E: 0	K: 1	S: 8	LOB: 0	BB: 1	P: 14	R: 4	H: 4	E: 0	K: 0	S: 16	LOB: 1	BB: 1	P: 27	R: 1	H: 3	E: 0	K: 0	S: 11	LOB: 3	BB: 0	P: 25	R: 0	H: 0	E: 0	K: 0	S: 9	LOB: 2	BB: 2	P: 19	R: 0	H: 0	E: 0	K: 0	S: 7	LOB: 0	BB: 0	P: 11	R: 0	H: 1	E: 1	K: 0	S: 12	LOB: 2	BB: 1	P: 21	R: 0	H: 0	E: 0	K: 0	S: 8	LOB: 0	BB: 0	P: 10	R: 0	H: 0	E: 0	K: 2	S: 8	LOB: 0	BB: 0	P: 13
--------------	------	------	------	------	------	--------	-------	-------	------	------	------	------	-------	--------	-------	-------	------	------	------	------	-------	--------	-------	-------	------	------	------	------	------	--------	-------	-------	------	------	------	------	------	--------	-------	-------	------	------	------	------	-------	--------	-------	-------	------	------	------	------	------	--------	-------	-------	------	------	------	------	------	--------	-------	-------

PITCHER	IP	WLS	BF	H	R	ER	SO	BB	IBB	HBP	BLK	WP	HR	S	P	ERA	WHIP
Jason Davis, R (1, 1) ERA: 15.0	3.0	L	18	7	5	5	1	2	0	1	0	2	0	35	66	15.00	3.000
Billy Traber, L (4, 1) ERA:	3.0		13	1	0	0	0	2	1	0	0	1	0	28	51	0.00	1.000
Chad Paronto, R (7, 1) ERA:	2.0		6	0	0	0	2	0	0	0	0	0	0	16	23	0.00	0.000

AB R H RBI BB SO LOB

4	0	1	2	1	1	1
4	0	1	0	0	0	2
2	0	0	0	2	0	1
0	0	0	0	0	0	0
3	2	2	0	1	0	2
3	0	1	0	1	0	2
3	0	0	1	0	0	1
4	1	2	1	0	0	0
3	1	0	0	0	1	2
4	1	1	1	0	1	3

AB	R	H	RBI	BB	SO	LOB
30	5	8	5	5	3	14

WP	PA	3B	HR	SF	SAC	DP	HBP
3	38	0	0	0	1	0	1

Cleveland Indians @ Kansas City Royals
Kauffman Stadium, Kansas City, MO

livebaseballscorecards.com



Fri Apr 04 2003, 7:05 PM CST
 Att: 15,241 - Cloudy - 44 F

Batter	1	2	3	4	5	6	7	8	9	AB R H RBI BB SO LOB	TOP											
Milton Bradley, S (1, 8) OBP: 0.391, SLG: 0.400	1-0 P6		1-0 2B			4-2 B5-3 BB			1-3 K	3 0 1 1 1 1 0	Cleveland Indians @ Kansas City Royals Kauffman Stadium, Kansas City, MO Sat Apr 05 2003, 1:05 PM CST Att. 19,912 - Sunny - 42 F											
Omar Vizquel, S (1, 6) OBP: 0.316, SLG: 0.333	1-1 G6-3		0-1 F9			0-0 B5-3			2-3 K	4 0 0 0 0 1 2												
Matt Lawton, L (1, 7) OBP: 0.167, SLG: 0.353	3-2 G6-3			0-0 G4-3		3-3 K			1-2 G1-3	4 0 0 0 0 1 1												
Ellis Burks, R (1, 10) OBP: 0.381, SLG: 0.353		0-0 G1-3		4-2 G3-6-3 HBP		2-0 G5-3				2 0 0 0 0 0 0												
Karim Garcia, L (1, 9) OBP: 0.176, SLG: 0.333		2-3 K		0-1 G3-6-3 1-2f		2-0 F9				3 0 0 0 0 1 1												
48 Travis Hafner, L (1, 3) OBP: 0.263, SLG: 0.222		3-1 F8			0-0 F7					3 0 0 0 0 0 0												
Bill Selby, L (1, 5)			3-1 G4-3		1-2 G4-3				1-3 K	3 0 0 0 0 1 0												
Josh Bard, S (1, 2) OBP: 0.063, SLG: 0.063			1-1 G3-1		2-3 K				3-2 G1-6-3	3 0 0 0 0 1 0												
John McDonald, R (1, 4) OBP: 0.400, SLG: 0.600			1-1 2B			1-2 L6			1-3 K	2 1 1 0 0 0 0												
Shane Spencer, R (8, PH) OBP: 0.222, SLG: 0.250										1 0 0 0 0 1 0												
Brandon Phillips, R (8, 4) OBP: 0.125, SLG: 0.125										0 0 0 0 0 0 0												
Inning Stats	R: 0 E: 0 K: 0 S: 8	H: 0 LOB: 0 BB: 0 P: 13	R: 0 E: 0 K: 1 S: 7	H: 0 LOB: 0 BB: 0 P: 12	R: 1 E: 0 K: 0 S: 9	H: 2 LOB: 1 BB: 0 P: 15	R: 0 E: 0 K: 0 S: 5	H: 0 LOB: 0 BB: 0 P: 9	R: 0 E: 0 K: 1 S: 7	H: 0 LOB: 0 BB: 0 P: 10	R: 0 E: 0 K: 1 S: 11	H: 0 LOB: 1 BB: 1 P: 19	R: 0 E: 0 K: 0 S: 3	H: 0 LOB: 0 BB: 0 P: 7	R: 0 E: 0 K: 2 S: 10	H: 0 LOB: 0 BB: 0 P: 15	R: 0 E: 0 K: 2 S: 10	H: 0 LOB: 0 BB: 0 P: 14	1B: 0 2B: 2 3B: 0 HR: 0	SF: 0 SAC: 0 DP: 1 HBP: 1	WP: 0 PB: 0 SB: 0 CS: 0	PA: 30
PITCHER	IP WLS BF H R ER SO BB IBB HBP BLK WP HR S P ERA WHIP																					
Runelvys Hernandez, R (1, 1) ERA: 0.69	7.0 W 24 2 1 1 3 1 0 1 0 0 0 50 85 1.29 0.429																					
Jason Grimsley, R (8, 1) ERA:	1.0 H 3 0 0 0 2 0 0 0 0 0 0 10 15 0.00 0.000																					
Mike MacDougal, R (9, 1) ERA:	1.0 S 3 0 0 0 2 0 0 0 0 0 0 10 14 0.00 0.000																					

livebaseballscorecards.com

AB	28
R	1
H	2
RBI	1
BB	1
SO	7
LOB	4



Batter	1	2	3	4	5	6	7	8	9	AB	R	H	RBI	BB	SO	LOB
Michael Tucker, L OBP: 0.292, SLG: 0.333 (1, 8) F X (9, 9)	0-2 SH1-3 29 SF8 2B		2-0 E6 3B		4-2 G6-4-3 BB		3-2 F8	2-0 P6		4	2	2	0	1	0	5
Desi Relaford, S OBP: 0.417, SLG: 0.222 (1, 5) B C X (9, 9)	1-1 SH1-3 2-3		0-2 29 S 1B 1B		0-0 G6-4-3 1-2f		0-0 1-2 2-3 1B			3	0	2	0	0	0	1
29 Mike Sweeney, R OBP: 0.545, SLG: 0.643 (1, 10) B B X (9, 9)	2-0 SF8 3-H		4-0 1B 1-2 IBB		3-3 K		2-2 G5-3			2	0	0	1	1	1	3
Raul Ibanez, L OBP: 0.455, SLG: 0.579 (1, 7) C H (9, 9)	1-1 HBP		2-1 1-3 2-H 1B		2-2 G6-3			2-1 G1-3		3	0	1	0	0	0	0
Ken Harvey, R OBP: 0.429, SLG: 0.500 (1, 3) B B X (9, 9)	2-0 F9		3-2 G5-3		0-0 F8			4-1 1B 4 FC6-4 BB		3	1	0	0	1	0	3
Brandon Berger, R OBP: 0.429, SLG: 0.200 Rontrez Johnson, R (8, PR) (9, 8)			0-2 G5-3		4-1 4 G4-6-3 BB		1-1 G5-3	0-1 4 FC6-4 1B		3	0	1	0	1	0	0
4 Angel Berroa, R OBP: 0.250, SLG: 0.263 (1, 6) C B X (9, 9)			3-2 G5-3		1-2 G4-6-3 1-2f		0-3 K2-3	0-2 FC6-4 1B 1B 1-2f 3-H		4	0	0	1	0	1	2
Brent Mayne, L OBP: 0.563, SLG: 0.800 (1, 2) F B X (9, 9)			1-1 G4-3		3-2 2B 1B		1-2 1B 1B 1B	3-1 1B 1B		4	0	3	0	0	0	0
Carlos Febles, R OBP: 0.375, SLG: 0.467 (1, 4) C X (9, 9)			0-1 G6-3		0-1 1-H 2B		0-2 1B 1B	0-0 1-2 2-3 1B		4	0	3	0	0	0	0

Inning Stats		R: 1	H: 1	R: 0	H: 0	R: 1	H: 3	R: 0	H: 2	R: 0	H: 0	R: 0	H: 3	R: 1	H: 3	1B: 9	SF: 1
E: 0	LOB: 1	E: 0	LOB: 0	E: 1	LOB: 2	E: 0	LOB: 0	E: 0	LOB: 0	E: 0	LOB: 0	E: 0	LOB: 3	E: 0	LOB: 3	2B: 2	SAC: 1
K: 0	BB: 0	K: 0	BB: 0	K: 0	BB: 1	K: 0	BB: 1	K: 1	BB: 0	K: 1	BB: 0	K: 1	BB: 0	K: 0	BB: 1	3B: 1	DP: 2
S: 8	P: 14	S: 8	P: 12	S: 11	P: 22	S: 11	P: 19	S: 7	P: 14	S: 6	P: 9	S: 17	P: 23	S: 12	P: 23	HR: 0	HBP: 1

BOTTOM

Cleveland Indians @ Kansas City Royals
Kauffman Stadium, Kansas City, MO

Sat Apr.05 2003, 1:05 PM CST
Att: 19,912 - Sunny - 42 F

AB	30
R	3
H	12
RBI	2
BB	4
SO	2
LOB	14



WP: 0	PA: 37
PB: 0	
SB: 1	
CS: 0	

livebaseballscores.com

PITCHER	IP	WLS	BF	H	R	ER	SO	BB	IBB	HBP	BLK	WP	HR	S	P	ERA	WHIP
CC Sabathia, L ERA: 2.63 (1, 1)	6.2	L	28	8	2	2	2	2	2	1	0	0	0	64	107	2.70	1.500
Jose Santiago, R ERA: 5.4 (7, 1)	1.0		8	4	1	1	0	1	0	0	0	0	0	15	26	9.00	5.000
53 Carl Sadler, L ERA: (8, 1)	0.1		1	0	0	0	0	0	0	0	0	0	0	1	3	0.00	0.000

Batter	1	2	3	4	5	6	7	8	9	10	AB	R	H	RBI	BB	SO	LOB
Milton Bradley, S OBP: 0.393, SLG: 0.440 (1, 8)	3-2 CS 1B	K			1-2 2B		2-3 K		1-0 G3		5	1	2	0	0	2	5
Omar Vizquel, S OBP: 0.417, SLG: 0.522 (1, 6)	1-2 F9		2-2 G6-4-3 1B		1-2 2B		0-1 2B		1-1 1B		5	0	4	2	0	0	1
Matt Lawton, L OBP: 0.174, SLG: 0.286 (1, 7)	4-0 BB		0-0 G6-4-3		2-3 K		2-3 K		2-3 K		4	0	0	0	1	3	4
Ellis Burks, R OBP: 0.308, SLG: 0.273 (1, 10)	0-1 G4-3		0-3 K		2-3 K			2-2 L9		0-3 K		5	0	0	0	0	3
Karim Garcia, L OBP: 0.162, SLG: 0.300 (1, 9)		0-2 2B FC3-6 1B		2-0 G3		1-2 G6-3		0-0 F8		2-2 F7		5	1	1	0	0	1
Josh Bard, S OBP: 0.150, SLG: 0.158 (1, 2)		0-1 FC3-6 2B		4-1 BB		0-3 K		2-2 G3-1				3	0	1	0	1	0
48 Travis Hafner, L OBP: 0.261, SLG: 0.190 (1, 3)		0-0 L5		3-2 K		1-1 G6-3			4-0 SH3-4 BB		3	0	0	0	1	1	3
John McDonald, R OBP: 0.400, SLG: 0.600 (9, PR) (10, 5)											0	0	0	0	0	0	0
Casey Blake, R OBP: 0.250, SLG: 0.222 (1, 5) (10, 3)		4-1 FC3-6 BB		1-1 F9			1-2 G4-3 2B		1-1 SH3-4		2	1	1	0	1	0	1
Brandon Phillips, R OBP: 0.100, SLG: 0.100 (1, 4)		3-2 FC3-6		1-2 G6-3			0-2 G4-3		2-2 F9		4	0	0	1	0	0	5


Inning Stats	R: 0	H: 1	E: 0	K: 0	S: 11	R: 1	H: 2	E: 0	K: 1	S: 18	R: 0	H: 1	E: 0	K: 1	S: 8	R: 0	H: 0	E: 0	K: 1	S: 9	R: 1	H: 2	E: 0	K: 2	S: 16	R: 0	H: 0	E: 0	K: 1	S: 9	R: 1	H: 2	E: 0	K: 2	S: 14	R: 0	H: 0	E: 0	K: 0	S: 9	R: 0	H: 0	E: 0	K: 0	S: 6	R: 0	H: 1	E: 0	K: 2	S: 11	R: 0	H: 1	E: 0	K: 2	S: 16	1B: 4	2B: 5	3B: 0	HR: 0	SF: 0	SAC: 1	DP: 1	HBP: 0	WP: 0	PA: 41
--------------	------	------	------	------	-------	------	------	------	------	-------	------	------	------	------	------	------	------	------	------	------	------	------	------	------	-------	------	------	------	------	------	------	------	------	------	-------	------	------	------	------	------	------	------	------	------	------	------	------	------	------	-------	------	------	------	------	-------	-------	-------	-------	-------	-------	--------	-------	--------	-------	--------

PITCHER	IP	WLS	BF	H	R	ER	SO	BB	IBB	HBP	BLK	WP	HR	S	P	ERA	WHIP
Bartolo Colon, R ERA: 3.75 (1, 1)	6.0		25	6	2	2	6	3	0	0	0	0	0	71	109	3.00	1.500
Tom Gordon, R ERA: 12.0 (7, 1)	0.2	B	4	2	1	1	1	0	0	0	0	0	0	11	14	13.50	3.000
Damaso Marte, L ERA: 2.7 (7, 1)	1.1		5	0	0	0	1	1	0	0	0	0	0	12	22	0.00	0.750
Billy Koch, R ERA: 3.6 (9, 1)	2.0	W	7	1	0	0	2	0	0	0	0	0	0	17	26	0.00	0.500

PITCHER	IP	WLS	BF	H	R	ER	SO	BB	IBB	HBP	BLK	WP	HR	S	P	ERA	WHIP
---------	----	-----	----	---	---	----	----	----	-----	-----	-----	----	----	---	---	-----	------

Chicago White Sox @ Cleveland Indians
Jacobs Field, Cleveland, OH
 Tue Apr 08 2003, 3:05 PM EDT
 Att: 42,301 - Overcast - 34 F

AB	36
R	3
H	9
RBI	3
BB	4
SO	10
LOB	23



Batter	1	2	3	4	5	6	7	8	9	AB	R	H	RBI	BB	SO	LOB	TOP								
D'Angelo Jimenez, S OBP: 0.378, SLG: 0.484 (1, 4)	L9			FC4-6 BB 1-2f		G6-4-3 1-2f		FC6 BB		4	0	0	0	1	0	4									
Jose Valentin, S OBP: 0.424, SLG: 0.821 (1, 6)	4-0 BB 1B BB		1-3 K	3-0 BB 1-2			0-1 F8	1-2 FC6 BB		3	1	0	0	2	1	2									
Frank Thomas, R OBP: 0.463, SLG: 0.414 (1, 10)	4-2 SAFE 1B SAFE 1B SAFE 1B SAFE		3-3 K	1-3 K			2-2 1B		0-3 K	4	1	1	0	1	3	2									
Magglio Ordonez, R OBP: 0.308, SLG: 0.486 (1, 9)	2-1 24 1B 1B 1B		2-3 K		1-1 HR		1-3 K		1-1 G6-3	5	2	2	2	0	2	1									
14 Paul Konerko, R OBP: 0.229, SLG: 0.281 (1, 3)	0-1 24 1B 1B		2-0 G5-3		0-2 G6-3		3-1 F8		2-2 F9	5	1	1	0	0	0	1									
Brian Daubach, L OBP: 0.125, SLG: 0.125 (1, 7)	2-2 F7		1-0 G4-3		3-2 K			3-1 F8		4	0	0	0	0	1	3									
Aaron Rowand, R OBP: 0.250, SLG: 0.304 (8, 8)										0	0	0	0	0	0	0									
24 Joe Crede, R OBP: 0.333, SLG: 0.486 (1, 5)	0-1 1B 1B		1-2 F9		0-0 P5			0-0 L6		4	1	1	1	0	0	0									
Armando Rios, L OBP: 0.250, SLG: 0.273 (1, 8) (8, 7)	2-2 1B 1B		2-1 F7		0-1 P2			1-0 2B 1B		4	1	2	2	0	0	0									
Sandy Alomar Jr., R OBP: 0.556, SLG: 0.941 (1, 2)	1-0 SAFE 1B SAFE		1-0 FC4-6 BB		0-0 G6-4-3 1B			2-0 1-H 2B		3	0	3	2	1	0	0									
Inning Stats	R: 5 E: 0 K: 0 S: 21	H: 5 LOB: 2 BB: 2 P: 39	R: 0 E: 0 K: 3 S: 10	H: 0 LOB: 0 BB: 0 P: 16	R: 0 E: 0 K: 0 S: 5	H: 0 LOB: 0 BB: 0 P: 9	R: 0 E: 0 K: 1 S: 8	H: 0 LOB: 2 BB: 2 P: 18	R: 1 E: 0 K: 1 S: 11	H: 1 LOB: 0 BB: 0 P: 15	R: 0 E: 0 K: 0 S: 7	H: 1 LOB: 0 BB: 0 P: 9	R: 0 E: 0 K: 1 S: 11	H: 1 LOB: 1 BB: 0 P: 17	R: 1 E: 0 K: 0 S: 12	H: 2 LOB: 2 BB: 1 P: 23	R: 0 E: 0 K: 1 S: 11	H: 0 LOB: 0 BB: 0 P: 14	1B: 8 2B: 1 3B: 0 HR: 1	SF: 0 SAC: 0 DP: 1 HBP: 0	WP: 0 PB: 0 SB: 0 CS: 0	PA: 41			
PITCHER	IP	WLS	BF	H	R	ER	SO	BB	IBB	HBP	BLK	WP	HR	S	P	ERA	WHIP								
Jason Davis, R ERA: 12.86 (1, 1)	4.0	L	21	5	5	5	4	4	0	0	0	0	0	44	82	11.25	2.250								
Terry Mulholland, L ERA: 4.5 (5, 1)	4.0		17	5	2	2	2	1	0	0	0	0	1	41	64	4.50	1.500								
Chad Paronto, R ERA: 4.5 (9, 1)	1.0		3	0	0	0	1	0	0	0	0	0	0	11	14	0.00	0.000								

Chicago White Sox @ Cleveland Indians
 Jacobs Field, Cleveland, OH
 Thu Apr 10 2003, 7:05 PM EDT
 Att. 15,916 - Cloudy - 42 F

AB	36
R	7
H	10
RBI	7
BB	5
SO	7
LOB	13



WP: 0	PA: 41
PB: 0	
SB: 0	
CS: 0	

Batter	1	2	3	4	5	6	7	8	9	AB R H RBI BB SO LOB	TOP	
Michael Tucker, L (1, 8) OBP: 0.263, SLG: 0.265	0-1 L3		0-0 F8			2-2 G3			3-1 G4-3	4 0 0 0 0 0 1		
Joe Randa, R (1, 5) OBP: 0.484, SLG: 0.520	0-1 G3			1-1 F8		1-2 G6-3			3-2 29 G5-3 1B	4 0 1 0 0 0 0		
29 Mike Sweeney, R (1, 3) OBP: 0.400, SLG: 0.400	3-3 K			0-0 G1-3		1-2 G5-3			0-1 G5-3	4 0 0 0 0 1 1		
Raul Ibanez, L (1, 7) OBP: 0.429, SLG: 0.567		3-3 K		3-1 L7			1-2 G4-6-3 HBP		1-0 G4-3	3 0 0 0 0 1 1		
Dee Brown, L (1, 10) OBP: 0.500, SLG: 0.600		3-2 G6-3 1B			4-0 G4-3 4 E BB		2-3 K			2 1 1 0 1 1 1		
Desi Relaford, S (1, 9) OBP: 0.333, SLG: 0.167		0-0 G6-3 1-2f		1-1 G4-3		1-1 G4-6-3 1-2f				3 0 0 0 0 0 3		
Brent Mayne, L (1, 2) OBP: 0.500, SLG: 0.808			2-2 SH5-3 4 2B		1-2 G5-3			1-2 G3-1		3 0 1 0 0 0 1		
4 Angel Berroa, R (1, 6) OBP: 0.258, SLG: 0.276			0-0 SH5-3		2-2 E5 2-H 1B			2-2 G4-3		2 0 1 1 0 0 0		
Carlos Febles, R (1, 4) OBP: 0.259, SLG: 0.308			2-1 G2-3		0-3 K			1-3 K		3 0 0 0 0 2 2		
Inning Stats	R: 0 E: 0 K: 1 S: 8 H: 0 LOB: 0 P: 11	R: 0 E: 0 K: 1 S: 7 H: 1 LOB: 0 P: 13	R: 0 E: 0 K: 0 S: 7 H: 1 LOB: 1 P: 11	R: 0 E: 0 K: 0 S: 5 H: 0 LOB: 0 P: 9	R: 1 E: 1 K: 1 S: 11 H: 1 LOB: 1 P: 19	R: 0 E: 0 K: 0 S: 9 H: 0 LOB: 0 P: 13	R: 0 E: 0 K: 1 S: 7 H: 0 LOB: 0 P: 11	R: 0 E: 0 K: 1 S: 10 H: 0 LOB: 0 P: 14	R: 0 E: 0 K: 0 S: 8 H: 1 LOB: 1 P: 15	1B: 3 2B: 1 3B: 0 HR: 0 SF: 0 SAC: 1 DP: 2 HBP: 1	WP: 0 PB: 0 SB: 0 CS: 0 PA: 31	
PITCHER	IP WLS BF H R ER SO BB IBB HBP BLK WP HR S P ERA WHIP											
37 Jake Westbrook, R (1, 1) ERA: 1.35	6.0 L 21 3 1 1 3 1 0 0 0 0 0 0 47 76 1.50 0.667											
Billy Traber, L (7, 1) ERA:	2.1 7 0 0 0 2 0 0 1 0 0 0 0 19 30 0.00 0.000											
Jose Santiago, R (9, 1) ERA: 6.35	0.1 2 1 0 0 0 0 0 0 0 0 0 0 5 8 0.00 3.000											
53 Carl Sadler, L (9, 1) ERA:	0.1 1 0 0 0 0 0 0 0 0 0 0 0 1 2 0.00 0.000											

Kansas City Royals @ Cleveland Indians
Jacobs Field, Cleveland, OH
 Fri Apr 11 2003, 7:05 PM EDT
 Att. 17,931 - Sunny - 50 F

livebaseballscorecards.com

AB	28
R	1
H	4
RBI	1
BB	1
SO	5
LOB	10



Batter	1	2	3	4	5	6	7	8	9	AB R H RBI BB SO LOB	TOP											
Michael Tucker, L (1, 8) OBP: 0.256, SLG: 0.333	2-3 		0-0 G2-3		0-3 K		0-0 1-H HR		0-1 F8	5 1 1 2 0 2 0	Kansas City Royals @ Cleveland Indians Jacobs Field, Cleveland, OH Sat Apr 12 2003, 1:05 PM EDT Att. 18,168 - Sunny - 43 F livebaseballscorecards.com											
Joe Randa, R (1, 5) OBP: 0.444, SLG: 0.500	1-1 BLK 2B		3-2 F9		0-0 L9		0-3 K		1-1 G5-3	5 0 1 0 0 1 0												
Ken Harvey, R (1, 10) OBP: 0.433, SLG: 0.462	2-3 K		1-1 G6-3			2-1 HR 1B	1-0 G5-3			4 1 1 0 0 1 1												
Raul Ibanez, L (1, 7) OBP: 0.436, SLG: 0.647	2-3 K			0-0 L5-3 1B		3-2 1-H HR	1-3 K			4 1 2 2 0 2 1												
Brandon Berger, R (1, 9) OBP: 0.333, SLG: 0.091		4-2 SH1-3 1B BB		0-2 L5-3 1-1		1-2 G6-3		0-2 F8		3 0 0 0 1 0 1												
Desi Relaford, S (1, 4) OBP: 0.474, SLG: 0.357		1-0 SH1-3 1B		4-0 E BB		0-0 2B		4-0 S BB		2 1 2 0 2 0 0												
Mendy López, R (1, 3) OBP: 0.143, SLG: 0.286		0-0 SH1-3 1-2 2-3		1-1 E6 1-H 2B		0-0 F8		3-3 K 1-2		3 0 1 1 0 1 2												
4 Angel Berroa, R (1, 6) OBP: 0.229, SLG: 0.242		2-3 K		1-3 K		2-3 K		0-3 K		4 0 0 0 0 4 5												
Mike DiFelice, R (1, 2) OBP: 0.250, SLG: 0.250		0-2 P2		3-2 G6-3			2-0 HR 1B		0-0 F8	4 1 1 0 0 0 2												
Inning Stats	R: 0 E: 0 K: 3 S: 11	H: 1 LOB: 1 BB: 0 P: 18	R: 0 E: 0 K: 1 S: 18	H: 1 LOB: 2 BB: 1 P: 25	R: 0 E: 0 K: 0 S: 6	H: 0 LOB: 0 BB: 0 P: 10	R: 1 E: 1 K: 1 S: 10	H: 2 LOB: 1 BB: 1 P: 16	R: 0 E: 0 K: 1 S: 9	H: 0 LOB: 0 BB: 0 P: 12	R: 2 E: 0 K: 1 S: 13	H: 3 LOB: 1 BB: 0 P: 21	R: 2 E: 0 K: 2 S: 10	H: 2 LOB: 0 BB: 0 P: 14	R: 0 E: 0 K: 2 S: 9	H: 0 LOB: 1 BB: 1 P: 16	R: 0 E: 0 K: 0 S: 5	H: 0 LOB: 0 BB: 0 P: 6	1B: 4 2B: 4 3B: 0 HR: 2	SF: 0 SAC: 1 DP: 1 HBP: 0	WP: 0 PB: 0 SB: 1 CS: 0	PA: 38
PITCHER	IP WLS BF H R ER SO BB IBB HBP BLK WP HR S P ERA WHIP																					
CC Sabathia, L (1, 1) ERA: 3.32	5.1 L 24 7 3 3 6 2 0 0 0 1 0 1 63 96 5.06 1.688																					
David Riske, R (6, 1) ERA: 10.8	1.1 6 2 2 2 2 0 0 0 0 0 1 11 16 13.50 1.500																					
53 Carl Sadler, L (7, 1) ERA:	1.1 5 0 0 0 3 1 0 0 0 0 0 12 20 0.00 0.750																					
Chad Paronto, R (9, 1) ERA: 3.6	1.0 3 0 0 0 0 0 0 0 0 0 0 5 6 0.00 0.000																					

Kansas City Royals @ Cleveland Indians
 Jacobs Field, Cleveland, OH
 Sat Apr 12 2003, 1:05 PM EDT
 Att. 18,168 - Sunny - 43 F

AB	34
R	5
H	9
RBI	5
BB	3
SO	11
LOB	12



Batter	1	2	3	4	5	6	7	8	9	AB R H RBI BB SO LOB
Milton Bradley, S OBP: 0.370, SLG: 0.488 (1, 8)	2-1 HR	0-2 F7-4 1B			1-1 F9		3-2 G4-3		0-0 FC4-6 1-2f	5 1 2 1 0 0 2
Omar Vizquel, S OBP: 0.333, SLG: 0.368 (1, 6)	3-2 F7	1-0 F7-4 1-2			0-3 K		2-2 F7		2-0 P6	5 0 0 0 0 1 3
Ellis Burks, R OBP: 0.357, SLG: 0.324 (1, 10)	3-3 K		0-0 L4		3-1 1B			3-3 K		4 0 1 0 0 2 0
Shane Spencer, R OBP: 0.208, SLG: 0.304 (1, 9)	0-2 E6 1B BB		1-1 G5-3		0-0 G4-3			3-3 K		4 0 0 0 0 1 2
Matt Lawton, L OBP: 0.275, SLG: 0.242 (1, 7)	4-2 1B 1-2 BB		1-1 F8		2-2 1B HBP			2-2 1B 1B		2 0 1 0 1 0 0
Josh Bard, S OBP: 0.219, SLG: 0.200 (1, 2)	0-1 1B 1-2 2-3		0-0 G4-3		1-0 48 FC5-4 1B			0-1 1B		4 0 3 0 0 0 0
Casey Blake, R OBP: 0.241, SLG: 0.231 48 Travis Hafner, L OBP: 0.212, SLG: 0.133 (6, PH) (7, 3)	3-3 K		1-0 G6-3		2-2 FC5-4 1-2f			1-3 K		2 0 0 0 0 1 3 2 0 0 0 0 1 3
Brandon Phillips, R OBP: 0.194, SLG: 0.400 (1, 4)		1-0 HR		2-1 F9		0-3 K			0-1 G6-3	4 1 1 1 0 1 1
John McDonald, R OBP: 0.417, SLG: 0.455 Bill Selby, L (9, PH)		3-1 L9			0-0 1B 1B		2-2 G3-1		4-0 FC4-6 BB	3 0 1 0 0 0 0 0 0 0 0 1 0 0

Inning Stats	R: 1	H: 2	E: 1	LOB: 3	K: 2	P: 34	R: 1	H: 2	E: 0	LOB: 0	K: 0	P: 13	R: 0	H: 0	E: 0	LOB: 0	K: 0	P: 7	R: 0	H: 0	E: 0	LOB: 0	K: 0	P: 7	R: 0	H: 2	E: 0	LOB: 2	K: 1	P: 13	R: 0	H: 1	E: 0	LOB: 1	K: 1	P: 16	R: 0	H: 0	E: 0	LOB: 0	K: 0	P: 20	R: 0	H: 2	E: 0	LOB: 2	K: 3	P: 26	R: 0	H: 0	E: 0	LOB: 1	K: 0	P: 10	1B: 7	SF: 0	2B: 1	SAC: 0	3B: 0	DP: 1	HR: 2	HBP: 1
--------------	------	------	------	--------	------	-------	------	------	------	--------	------	-------	------	------	------	--------	------	------	------	------	------	--------	------	------	------	------	------	--------	------	-------	------	------	------	--------	------	-------	------	------	------	--------	------	-------	------	------	------	--------	------	-------	------	------	------	--------	------	-------	-------	-------	-------	--------	-------	-------	-------	--------

PITCHER	IP	WLS	BF	H	R	ER	SO	BB	IBB	HBP	BLK	WP	HR	S	P	ERA	WHIP
Chris George, L ERA: 2.25 (1, 1)	5.1	W	24	7	2	2	3	1	0	1	0	0	2	50	82	3.38	1.500
Jason Grimsley, R ERA: 1.35 (6, 1)	0.2	H	2	0	0	0	1	0	0	0	0	0	0	6	8	0.00	0.000
Albie Lopez, R ERA: 3.18 (7, 1)	2.0	H	8	2	0	0	3	0	0	0	0	0	0	30	46	0.00	1.000
D.J. Carrasco, R ERA: (9, 1)	1.0	S	4	0	0	0	0	1	0	0	0	0	0	4	10	0.00	1.000

BOTTOM

Kansas City Royals @ Cleveland Indians
Jacobs Field, Cleveland, OH
 Sat Apr 12 2003, 1:05 PM EDT
 Att: 18,168 - Sunny - 43 F

livebaseballscorecards.com

AB	35
R	2
H	9
RBI	2
BB	2
SO	7
LOB	14



WP: 0	PA: 38
PB: 0	
SB: 0	
CS: 0	

Batter	1	2	3	4	5	6	7	8	9	AB R H RBI BB SO LOB	TOP	
Michael Tucker, L (1, 8) OBP: 0.271, SLG: 0.326	0-0 G3-1 SH1-3 1B	0-3 K		0-0 G6-3 1-2f		4-1 S BB			0-3 K	4 0 1 0 1 2 6		
Joe Randa, R (1, 10) OBP: 0.450, SLG: 0.485	0-0 SH1-3 1-2		1-2 1B		0-0 F8	2-2 F7 1-2			4-1 BB	3 0 1 0 1 0 1		
Raul Ibanez, L (1, 7) OBP: 0.409, SLG: 0.667	1-1 G3-1 2-3		1-0 L6		1-2 HR				1-2 F8	5 1 1 1 0 0 3		
Ken Harvey, R (1, 3) OBP: 0.371, SLG: 0.387	1-3 K		0-3 K		0-2 G1-3				1-3 K	5 0 0 0 0 4 3		
Desi Relaford, S (1, 6) OBP: 0.435, SLG: 0.333			0-1 F8 1 SAFE 4 SAFE	0-2 G1-3		1-1 E 1B			0-2 F9	4 0 1 0 0 0 1		
Dee Brown, L (1, 9) OBP: 0.444, SLG: 0.500			1-1 G4-3		0-1 1B BB 1B	0-0 E3 FC5-6-4			2-3 K	4 0 1 0 0 1 1		
Mendy López, R (1, 5) OBP: 0.182, SLG: 0.364			0-2 1B 2B		1-2 F7	0-2 FC5-6-4 1-2f			0-1 G6-3	4 0 1 0 0 0 3		
Carlos Febles, R (1, 4) OBP: 0.323, SLG: 0.321			1-2 1B HBP		4-2 1B 1-2 BB				2-2 1B	2 0 1 0 1 0 0		
Mike DiFelice, R (1, 2) OBP: 0.333, SLG: 0.333			1-0 1B		0-1 G6-3 1-2 2-3 1B				1-2 G2-3	4 0 2 0 0 0 1		
Inning Stats	R: 0 E: 0 K: 1 S: 8 H: 1 LOB: 1 BB: 0 P: 10	R: 0 E: 0 K: 1 S: 13 H: 2 LOB: 3 BB: 0 P: 16	R: 0 E: 0 K: 1 S: 10 H: 1 LOB: 1 BB: 0 P: 12	R: 0 E: 0 K: 0 S: 10 H: 2 LOB: 2 BB: 1 P: 15	R: 1 E: 1 K: 0 S: 13 H: 2 LOB: 2 BB: 0 P: 15	R: 0 E: 0 K: 0 S: 10 H: 0 LOB: 1 BB: 1 P: 18	R: 0 E: 0 K: 1 S: 9 H: 0 LOB: 0 BB: 0 P: 13	R: 0 E: 0 K: 1 S: 13 H: 1 LOB: 1 BB: 0 P: 18	R: 0 E: 0 K: 2 S: 11 H: 0 LOB: 1 BB: 1 P: 17	1B: 7 2B: 1 3B: 0 HR: 1 SF: 0 SAC: 1 DP: 1 HBP: 1	WP: 0 PB: 0 SB: 1 CS: 0 PA: 40	
PITCHER	IP WLS BF H R ER SO BB IBB HBP BLK WP HR S P ERA WHIP											
Ricardo Rodriguez, R (1, 1) ERA: 1.35	7.0 W 32 8 1 1 4 2 0 1 0 0 1 73 99 1.29 1.429											
Jose Santiago, R (8, 1) ERA: 5.4	1.0 H 4 1 0 0 1 0 0 0 0 0 0 13 18 0.00 1.000											
Danys Baez, R (9, 1) ERA:	1.0 4 0 0 0 2 1 0 0 0 0 0 11 17 0.00 1.000											

Kansas City Royals @ Cleveland Indians
 Jacobs Field, Cleveland, OH
 Sun Apr 13 2003, 1:05 PM EDT
 Att. 19,335 - Sunny - 40 F

AB	35
R	1
H	9
RBI	1
BB	3
SO	7
LOB	19



Batter	1	2	3	4	5	6	7	8	9	AB R H RBI BB SO LOB	TOP											
Michael Tucker, L (1, 8) OBP: 0.296, SLG: 0.396	1-2 G6-3		0-1 G5-3		0-1 BB 2B 1B		0-0 HR	2-0 HBP	2-3 K	5 2 2 1 0 1 1												
Joe Randa, R (1, 5) Mendy López, R (9, 5) OBP: 0.467, SLG: 0.500 OBP: 0.182, SLG: 0.364	2-1 G6-3		0-1 2B		4-2 SAFE BB 2B		4-0 BB	1-1 F7		3 1 1 0 2 0 3 0 0 0 0 0 0 0												
29 Mike Sweeney, R (1, 3) OBP: 0.400, SLG: 0.533	2-2 F7		3-2 F9		1-0 2B		1-3 SAFE K		0-1 HR	5 1 2 4 0 1 2												
Raul Ibanez, L (1, 7) OBP: 0.388, SLG: 0.614		1-2 P6		1-2 F8		0-0 G3		2-3 K	0-1 1B 1B	5 1 1 0 0 1 1												
Ken Harvey, R (1, 10) Rontrez Johnson, R (8, PR) OBP: 0.365, SLG: 0.471 OBP: 0.333, SLG: 0.333		2-2 HR		2-3 K		0-0 F8		4-2 BB 1B HBP	0-0 1B E 1B	3 1 1 1 0 1 0 1 2 1 0 0 0 0												
Brandon Berger, R (1, 9) OBP: 0.300, SLG: 0.125		1-1 P3		0-2 G4-3		1-2 L8		2-2 BB 1B	1-3 K	5 1 1 0 0 1 2												
4 Angel Berroa, R (1, 6) OBP: 0.225, SLG: 0.263		1-3 K				0-1 1B 2B 2B		1-3 K	0-3 K	5 1 1 0 0 3 4												
Brent Mayne, L (1, 2) OBP: 0.515, SLG: 0.867			1-2 HR		1-2 G6-3		1-3 K	4-0 1B BB	3-2 E8 1B	4 2 2 2 1 1 1												
Carlos Febles, R (1, 4) OBP: 0.361, SLG: 0.394			2-3 K		1-1 G6-3		0-1 2B	2-2 HBP 1B	1-2 1B	5 0 3 3 0 1 1												
Inning Stats	R: 0 E: 0 K: 0 S: 8	H: 0 LOB: 0 BB: 0 P: 13	R: 1 E: 0 K: 1 S: 14	H: 1 LOB: 0 BB: 0 P: 19	R: 1 E: 0 K: 1 S: 15	H: 2 LOB: 1 BB: 0 P: 21	R: 0 E: 0 K: 1 S: 11	H: 0 LOB: 0 BB: 0 P: 14	R: 3 E: 0 K: 0 S: 14	H: 3 LOB: 1 BB: 1 P: 21	R: 0 E: 0 K: 0 S: 7	H: 0 LOB: 0 BB: 0 P: 8	R: 1 E: 0 K: 2 S: 10	H: 2 LOB: 1 BB: 1 P: 16	R: 2 E: 0 K: 2 S: 18	H: 2 LOB: 3 BB: 1 P: 36	R: 4 E: 1 K: 3 S: 22	H: 5 LOB: 1 BB: 0 P: 29	1B: 7 2B: 4 3B: 0 HR: 4	SF: 0 SAC: 0 DP: 0 HBP: 2	WP: 0 PB: 0 SB: 0 CS: 0	PA: 46
PITCHER	IP WLS BF H R ER SO BB IBB HBP BLK WP HR S P ERA WHIP																					
Brian Anderson, L (1, 1) ERA: 3.48	6.2 L 28 8 6 6 4 1 0 0 0 0 3 76 104 8.10 1.350																					
David Riske, R (7, 1) ERA: 12.46	1.0 6 1 2 2 3 1 0 1 0 0 0 0 16 30 18.00 2.000																					
53 Carl Sadler, L (8, 1) ERA:	0.0 3 1 0 0 0 1 0 1 0 0 0 0 3 11 ∞ ∞																					
Chad Paronto, R (8, 1) ERA: 7.11	1.1 9 5 4 3 3 0 0 0 0 0 0 1 24 32 20.25 3.750																					

Kansas City Royals @ Cleveland Indians
 Jacobs Field, Cleveland, OH
 Mon Apr 14 2003, 7:05 PM EDT
 Att. 15,875 - Sunny - 70 F

AB	41
R	12
H	15
RBI	11
BB	3
SO	10
LOB	15



Batter	1	2	3	4	5	6	7	8	9	AB	R	H	RBI	BB	SO	LOB
Milton Bradley, S OBP: 0.418, SLG: 0.700 (1, 8)	G5-3		FC5-4 1B		SH1-4 2B		HR			4	2	2	1	0	0	1
Omar Vizquel, S OBP: 0.300, SLG: 0.311 (1, 6)	G1-3		E1 1B		SH1-4		G6-3			3	1	0	0	0	0	1
Ellis Burks, R OBP: 0.373, SLG: 0.333 (1, 10)	F7		1B		G6-4-3 BB		K			3	1	1	1	1	1	0
Shane Spencer, R OBP: 0.333, SLG: 0.367 (1, 9)		HBP	1B		G6-4-3		1B			3	0	2	1	0	0	2
Matt Lawton, L OBP: 0.286, SLG: 0.244 (1, 7)	P4		G4-6-3 1B		G4-6-3 BB		G4-6-3			3	0	1	1	1	0	2
Josh Bard, S OBP: 0.275, SLG: 0.222 (1, 2)	1B		G4-6-3		G4-6-3		K			4	0	1	0	0	1	3
Casey Blake, R OBP: 0.243, SLG: 0.265 (1, 3)	K				F7		F9			4	0	1	0	0	1	2
John McDonald, R OBP: 0.313, SLG: 0.333 (1, 5)	K				F9		G6-3			4	0	0	0	0	1	3
Brandon Phillips, R OBP: 0.205, SLG: 0.351 (1, 4)			FC5-4 BB		G6-3		G6-3			3	0	0	0	1	0	1

Inning Stats	R: 0	H: 0	E: 0	K: 8	S: 8	H: 0	LOB: 0	BB: 0	P: 12	R: 0	H: 1	E: 0	K: 2	S: 12	R: 3	H: 3	E: 1	K: 0	S: 19	R: 0	H: 0	E: 0	K: 0	S: 8	R: 0	H: 1	E: 0	K: 0	S: 9	R: 0	H: 0	E: 0	K: 0	S: 3	R: 1	H: 1	E: 0	K: 0	S: 10	R: 0	H: 1	E: 0	K: 1	S: 5	R: 0	H: 1	E: 0	K: 1	S: 10	R: 0	H: 1	E: 0	K: 1	S: 10	1B: 6	SF: 0	2B: 1	SAC: 1	3B: 0	DP: 4	HR: 1	HBP: 1	WP: 0	PA: 36
--------------	------	------	------	------	------	------	--------	-------	-------	------	------	------	------	-------	------	------	------	------	-------	------	------	------	------	------	------	------	------	------	------	------	------	------	------	------	------	------	------	------	-------	------	------	------	------	------	------	------	------	------	-------	------	------	------	------	-------	-------	-------	-------	--------	-------	-------	-------	--------	-------	--------

PITCHER	IP	WLS	BF	H	R	ER	SO	BB	IBB	HBP	BLK	WP	HR	S	P	ERA	WHIP
Jeremy Affeldt, L ERA: 4.96 (1, 1)	5.0	W	22	5	3	2	2	2	2	0	0	0	0	56	93	3.60	1.400
D.J. Carrasco, R ERA: 1.23 (6, 1)	2.0	H	7	1	1	1	0	1	0	0	0	0	1	13	31	4.50	1.000
Jason Grimsley, R ERA: 1.17 (8, 1)	1.0		3	1	0	0	1	0	0	0	0	0	0	5	5	0.00	1.000
Ryan Bukvich, R ERA: 4.5 (9, 1)	1.0		4	1	0	0	1	0	0	0	0	0	0	10	12	0.00	1.000

BOTTOM

Kansas City Royals @ Cleveland Indians
Jacobs Field, Cleveland, OH

Mon Apr 14 2003, 7:05 PM EDT
Att: 15,875 - Sunny - 70 F

AB	31
R	4
H	8
RBI	4
BB	3
SO	4
LOB	15



PITCHER	IP	WLS	BF	H	R	ER	SO	BB	IBB	HBP	BLK	WP	HR	S	P	ERA	WHIP
---------	----	-----	----	---	---	----	----	----	-----	-----	-----	----	----	---	---	-----	------

Batter	1	2	3	4	5	6	7	8	9	AB R H RBI BB SO LOB	TOP											
Jerry Hairston, R (1, 4) OBP: 0.357, SLG: 0.396	2-2 G5-3		1-1 G2-3		0-0 HR			3-2 G6-3		4 1 1 1 0 0 1												
Gary Matthews, S (1, 8) OBP: 0.232, SLG: 0.291	1-2 1B			1-1 G4-3	0-2 F7			0-2 1B		4 0 2 0 0 0 0												
David Segui, S (1, 10) OBP: 0.484, SLG: 0.444	0-1 G1-5-3-6 1-3f			1-2 2B		4-1 BB		3-2 1B		3 1 2 0 1 0 1												
Jeff Conine, R (1, 3) OBP: 0.306, SLG: 0.286		0-1 P4		1-0 1B		3-2 G4-3		2-1 G6-4-3		4 1 1 1 0 0 3												
31 Jay Gibbons, L (1, 9) OBP: 0.278, SLG: 0.404		1-1 F7		1-2 P4		0-1 P6		1-0 FC5-4		4 0 1 0 0 0 1												
Tony Batista, R (1, 5) OBP: 0.451, SLG: 0.659		1-2 P4		1-1 2B		0-0 F7		0-3 K		4 0 1 1 0 1 1												
B.J. Surhoff, L (1, 7) OBP: 0.250, SLG: 0.289				0-0 FC5-4	2-1 2B		0-2 G4-3		3-2 F8	4 0 2 0 0 0 1												
Deivi Cruz, R (1, 6) OBP: 0.213, SLG: 0.319			0-2 FC5-4		1-2 G6-3		0-0 1B		1-1 FC5-4	4 0 1 0 0 0 2												
Brook Fordyce, R (1, 2) OBP: 0.231, SLG: 0.308			0-2 G6-3		0-2 G6-3		1-3 K2-3			3 0 0 0 0 1 2												
Inning Stats	R: 0 E: 0 K: 0 S: 8	H: 1 LOB: 0 BB: 0 P: 11	R: 0 E: 0 K: 0 S: 7	H: 0 LOB: 0 BB: 0 P: 9	R: 0 E: 0 K: 0 S: 10	H: 1 LOB: 1 BB: 0 P: 11	R: 2 E: 0 K: 0 S: 13	H: 4 LOB: 2 BB: 0 P: 20	R: 1 E: 0 K: 0 S: 11	H: 1 LOB: 0 BB: 0 P: 12	R: 0 E: 0 K: 0 S: 6	H: 0 LOB: 0 BB: 1 P: 13	R: 0 E: 0 K: 1 S: 10	H: 1 LOB: 1 BB: 0 P: 11	R: 0 E: 0 K: 0 S: 15	H: 2 LOB: 1 BB: 0 P: 23	R: 0 E: 0 K: 1 S: 10	H: 1 LOB: 1 BB: 0 P: 15	1B: 7 2B: 4 3B: 0 HR: 1	SF: 0 SAC: 0 DP: 3 HBP: 0	WP: 0 PB: 0 SB: 0 CS: 0	PA: 35
PITCHER	IP WLS BF H R ER SO BB IBB HBP BLK WP HR S P ERA WHIP																					
Jason Davis, R (1, 1) ERA: 8.36	7.0 W 27 8 3 3 1 1 0 0 0 0 0 1 65 87 3.86 1.286																					
Jose Santiago, R (8, 1) ERA: 4.7	1.0 4 2 0 0 0 0 0 0 0 0 0 0 15 23 0.00 2.000																					
Danys Baez, R (9, 1) ERA:	1.0 4 1 0 0 1 0 0 0 0 0 0 0 10 15 0.00 1.000																					

Baltimore Orioles @ Cleveland Indians
Jacobs Field, Cleveland, OH
 Tue Apr 15 2003, 7:05 PM EDT
 Att. 17,015 - Sunny - 79 F

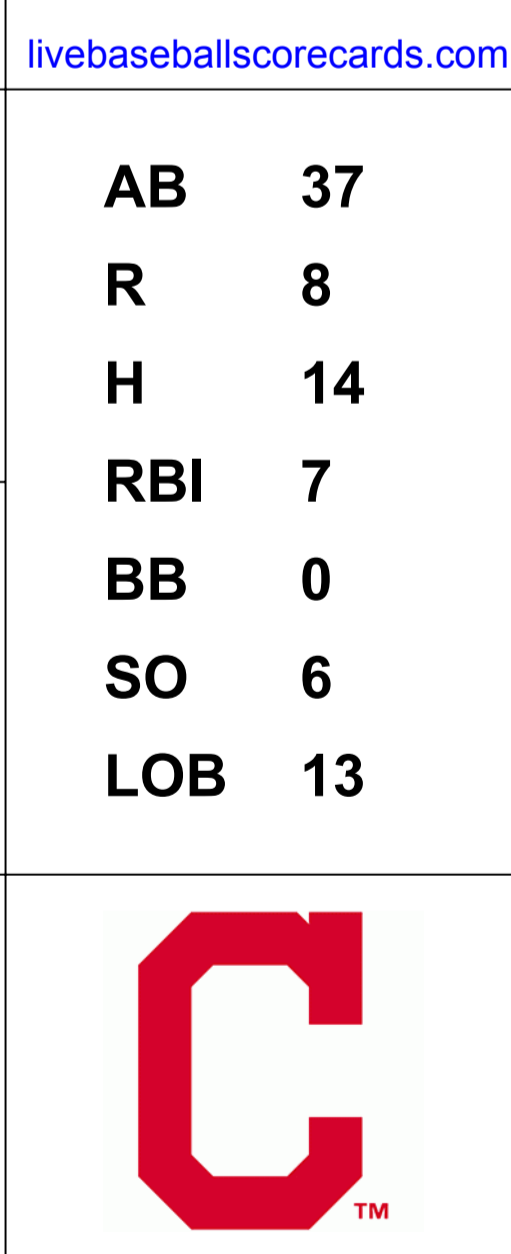
livebaseballscorecards.com

AB	34
R	3
H	11
RBI	3
BB	1
SO	2
LOB	12



Batter	1	2	3	4	5	6	7	8	9	AB	R	H	RBI	BB	SO	LOB	BOTTOM	
Milton Bradley, S (1, 8) OBP: 0.433, SLG: 0.709 Karim Garcia, L (9, 8) OBP: 0.192, SLG: 0.292	0-0 F8 ①			3-2 G4-3 2B 1B	0-0 1B 1B 2B	3-3 K		0-0 3B 1B		5	3	3	0	0	1	1		
Omar Vizquel, S (1, 6) OBP: 0.309, SLG: 0.360	2-1 G1-3 ②			2-2 G4-3 1-2	2-1 1B 2B 1B	0-2 P4		1-0 3B 1-H		5	1	2	1	0	0	2		
Ellis Burks, R (1, 10) OBP: 0.362, SLG: 0.367	0-0 G6-3 ③			1-1 1B HR 2B	2-1 2B WP 1B		2-3 K			4	2	2	2	0	1	0		
Shane Spencer, R (1, 9) OBP: 0.378, SLG: 0.441		0-0 P3		1-0 HR 1B	0-0 WP 2B		0-1 1B 1B			4	1	3	1	0	0	0		
Matt Lawton, L (1, 7) OBP: 0.321, SLG: 0.341		1-2 G1-3 ②		2-2 1-H 3-H HR	1-1 WP HBP		2-2 SAFE 1B			3	1	2	3	0	0	0		
Josh Bard, S (1, 2) OBP: 0.250, SLG: 0.200		2-1 G6-3 ③		0-2 F9	2-3 K		1-1 P5			4	0	0	0	0	1	4		
Casey Blake, R (1, 5) OBP: 0.244, SLG: 0.289 (7, 3)			3-3 K	2-0 2B	0-3 K		3-2 G5-3 ③			4	0	1	0	0	2	4	AB 37 R 8 H 14 RBI 7 BB 0 SO 6 LOB 13	
48 Travis Hafner, L (1, 3) OBP: 0.225, SLG: 0.216 John McDonald, R (6, PR) OBP: 0.294, SLG: 0.313 (7, 5)			2-3 K	0-1 G6-3 ③		1-2 G1-3 2B		2-0 G5-3 ①		3	0	1	0	0	1	1		
Brandon Phillips, R (1, 4) OBP: 0.186, SLG: 0.317			1-0 G5-3 ③		3-2 G1-3 ①	0-0 G1-3 ①		1-2 G5-3 ②		4	0	0	0	0	0	1		
Inning Stats	R: 0 E: 0 K: 0 S: 4	H: 0 LOB: 0 BB: 0 P: 6	R: 0 E: 0 K: 0 S: 6	H: 0 LOB: 0 BB: 0 P: 9	R: 0 E: 0 K: 2 S: 8	H: 0 LOB: 0 BB: 0 P: 14	R: 4 E: 0 K: 0 S: 23	H: 5 LOB: 1 BB: 0 P: 34	R: 3 E: 0 K: 2 S: 16	H: 4 LOB: 2 BB: 0 P: 26	R: 0 E: 0 K: 1 S: 12	H: 1 LOB: 1 BB: 0 P: 16	R: 0 E: 0 K: 1 S: 15	H: 2 LOB: 2 BB: 0 P: 23	R: 1 E: 0 K: 0 S: 7	H: 2 LOB: 1 BB: 0 P: 11	1B: 7 2B: 5 3B: 1 HR: 1 SF: 0 SAC: 0 DP: 0 HBP: 1 WP: 1 PB: 0 SB: 0 CS: 0 PA: 38	
PITCHER	IP WLS BF H R ER SO BB IBB HBP BLK WP HR S P ERA WHIP																	
Omar Daal, L (1, 1) ERA: 8.04 Pat Hentgen, R (5, 1) ERA: 4.32	4.1 L 23 9 7 7 2 0 0 1 0 1 1 51 81 14.54 2.077																	
	3.2 15 5 1 1 4 0 0 0 0 1 0 40 58 2.46 1.364																	

Baltimore Orioles @ Cleveland Indians
 Jacobs Field, Cleveland, OH
 Tue Apr 15 2003, 7:05 PM EDT
 Att: 17,015 - Sunny - 79 F



livebaseballscorecards.com
AB 37
R 8
H 14
RBI 7
BB 0
SO 6
LOB 13

Batter	1	2	3	4	5	6	7	8	9	AB R H RBI BB SO LOB	TOP
--------	---	---	---	---	---	---	---	---	---	----------------------	-----

Jerry Hairston, R (1, 4) <small>OBP: 0.328, SLG: 0.358</small>										5 0 0 0 0 2 1	
Gary Matthews, S (1, 8) <small>OBP: 0.246, SLG: 0.288</small>										4 1 1 0 1 0 0	
David Segui, S (1, 10) <small>OBP: 0.514, SLG: 0.467</small>										3 0 2 1 1 0 0	
Jeff Conine, R (1, 3) <small>OBP: 0.321, SLG: 0.311</small>										3 0 1 0 1 0 3	
31 Jay Gibbons, L (1, 9) <small>OBP: 0.276, SLG: 0.382</small>										3 1 0 0 1 0 4	
Tony Batista, R (1, 5) <small>OBP: 0.436, SLG: 0.617</small>										3 0 0 1 1 1 2	
B.J. Surhoff, L (1, 7) <small>OBP: 0.227, SLG: 0.262</small>										4 0 0 0 0 0 6	
6 Melvin Mora, R (1, 6) <small>OBP: 0.250, SLG: 0.389</small>										4 1 1 2 0 1 2	
Geronimo Gil, R (1, 2) <small>OBP: 0.270, SLG: 0.343</small> Jose Morban, S (8, PR) Brook Fordyce, R (8, 2) <small>OBP: 0.214, SLG: 0.286</small>										3 0 1 0 0 0 2 0 1 0 0 0 0 0 1 0 0 0 0 0 0	

Inning Stats	R: 0 E: 0 K: 1 S: 8	H: 0 LOB: 0 BB: 0 P: 11	R: 1 E: 1 K: 0 S: 11	H: 1 LOB: 2 BB: 1 P: 21	R: 0 E: 0 K: 1 S: 12	H: 0 LOB: 1 BB: 2 P: 22	R: 0 E: 0 K: 0 S: 6	H: 0 LOB: 0 BB: 0 P: 8	R: 0 E: 0 K: 0 S: 7	H: 0 LOB: 0 BB: 0 P: 13	R: 0 E: 0 K: 0 S: 9	H: 1 LOB: 1 BB: 0 P: 17	R: 0 E: 0 K: 2 S: 8	H: 0 LOB: 0 BB: 0 P: 12	R: 2 E: 0 K: 0 S: 24	H: 3 LOB: 3 BB: 2 P: 37	R: 1 E: 0 K: 0 S: 8	H: 1 LOB: 0 BB: 0 P: 14	1B: 4 2B: 1 3B: 0 HR: 1	SF: 0 SAC: 0 DP: 1 HBP: 0	WP: 1 PB: 0 SB: 0 CS: 0	PA: 38
--------------	------------------------------	----------------------------------	-------------------------------	----------------------------------	-------------------------------	----------------------------------	------------------------------	---------------------------------	------------------------------	----------------------------------	------------------------------	----------------------------------	------------------------------	----------------------------------	-------------------------------	----------------------------------	------------------------------	----------------------------------	----------------------------------	------------------------------------	----------------------------------	--------

PITCHER	IP	WLS	BF	H	R	ER	SO	BB	IBB	HBP	BLK	WP	HR	S	P	ERA	WHIP
37 Jake Westbrook, R (1, 1) <small>ERA: 0.73</small>	5.2		22	2	1	0	2	3	0	0	0	0	0	52	89	0.00	0.882
Billy Traber, L (6, 1) <small>ERA: 2.57</small>	1.2	H	8	3	2	2	2	0	0	0	0	1	0	23	33	10.80	1.800
Danys Baez, R (8, 1) <small>ERA: 0.87</small>	1.2	L	8	1	1	1	0	2	0	0	0	0	1	18	33	5.40	1.800

Baltimore Orioles @ Cleveland Indians
Jacobs Field, Cleveland, OH
 Wed Apr 16 2003, 7:05 PM EDT
 Att. 15,674 - Sunny - 50 F

livebaseballscorecards.com

AB	33
R	4
H	6
RBI	4
BB	5
SO	4
LOB	20



Batter	1	2	3	4	5	6	7	8	9	AB	R	H	RBI	BB	SO	LOB
Milton Bradley, S OBP: 0.422, SLG: 0.678 (1, 8)	2-2 1B		1-0 F7		1-1 G4-6-3		1 SAFE 2-2 P6			4	0	1	0	0	0	2
Omar Vizquel, S OBP: 0.305, SLG: 0.407 (1, 6)	1-2 P5		2-2 F8		2-1 HR			2-1 G6-3		4	1	1	1	0	0	1
Karim Garcia, L OBP: 0.200, SLG: 0.321 (1, 9)	3-3 K		1-3 K		0-1 2B			1-3 K		4	0	1	0	0	3	1
Shane Spencer, R OBP: 0.366, SLG: 0.447 (1, 7)	1-0 F8			1-0 WP FC3 2B		1-3 K		2-3 K		4	1	1	0	0	2	2
Matt Lawton, L OBP: 0.316, SLG: 0.319 (1, 10)		4-2 1B BB		1-1 FC3 48 2B		1-0 P5		0-1 G3-1		3	1	0	1	1	0	0
48 Travis Hafner, L OBP: 0.227, SLG: 0.244 (1, 3)		1-3 K		0-0 FC9-5 1-H 2B		3-2 P4		0-0 G1-3		4	0	1	1	0	1	1
Casey Blake, R OBP: 0.227, SLG: 0.268 (1, 5) Bill Selby, L (9, PH)		2-2 F8		1-0 FC9-5		3-2 P4		3-3 K		3	0	0	0	0	0	2
Tim Laker, R OBP: 0.667, SLG: 0.714 (1, 2)		2-2 1B		2-1 L4			1-0 G5-3			3	0	1	0	0	0	0
Brandon Phillips, R OBP: 0.217, SLG: 0.341 (1, 4)		3-2 P4			1-1 G4-6-3 1B		0-2 P6 1B			3	0	2	0	0	0	2

Inning Stats	R: 0	H: 1	E: 0	LOB: 1	K: 1	S: 14	R: 0	H: 1	E: 0	LOB: 2	K: 1	S: 16	R: 0	H: 0	E: 0	LOB: 0	K: 1	S: 9	R: 2	H: 2	E: 0	LOB: 0	K: 0	S: 7	R: 1	H: 3	E: 0	LOB: 1	K: 1	S: 11	R: 0	H: 0	E: 0	LOB: 0	K: 0	S: 8	R: 0	H: 1	E: 0	LOB: 0	K: 0	S: 9	R: 0	H: 0	E: 0	LOB: 0	K: 2	S: 9	R: 0	H: 0	E: 0	LOB: 0	K: 1	S: 6	R: 0	H: 0	E: 0	LOB: 0	K: 1	S: 6	1B: 4	SF: 0	2B: 4	SAC: 0	3B: 0	DP: 2	HR: 1	HBP: 0	WP: 1	PA: 34
--------------	------	------	------	--------	------	-------	------	------	------	--------	------	-------	------	------	------	--------	------	------	------	------	------	--------	------	------	------	------	------	--------	------	-------	------	------	------	--------	------	------	------	------	------	--------	------	------	------	------	------	--------	------	------	------	------	------	--------	------	------	------	------	------	--------	------	------	-------	-------	-------	--------	-------	-------	-------	--------	-------	--------

PITCHER	IP	WLS	BF	H	R	ER	SO	BB	IBB	HBP	BLK	WP	HR	S	P	ERA	WHIP
Rick Helling, R ERA: 6.0 (1, 1)	7.0		28	8	3	3	4	1	0	0	0	1	1	74	117	3.86	1.286
Buddy Groom, L ERA: (8, 1)	1.2	W	5	0	0	0	2	0	0	0	0	0	0	12	17	0.00	0.000
Jorge Julio, R ERA: 5.06 (9, 1)	0.1	S	1	0	0	0	1	0	0	0	0	0	0	3	6	0.00	0.000

BOTTOM

Baltimore Orioles @ Cleveland Indians
 Jacobs Field, Cleveland, OH
 Wed Apr 16 2003, 7:05 PM EDT
 Att. 15,674 - Sunny - 50 F

livebaseballscorecards.com

AB	33
R	3
H	8
RBI	3
BB	1
SO	7
LOB	11



Batter	1	2	3	4	5	6	7	8	9	10	11	12	AB	R	H	RBI	BB	SO	LOB	TOP							
Jerry Hairston, R OBP: 0.333, SLG: 0.379 (1, 4)													5 0 2 2 0 1 0														
6 Melvin Mora, R OBP: 0.269, SLG: 0.318 (1, 8) (12, 7)													4 1 0 0 2 2 3														
David Segui, S OBP: 0.513, SLG: 0.471 B.J. Surhof, L OBP: 0.239, SLG: 0.273 (1, 10) (10, PH)													4 1 2 0 0 0 1 2 0 1 0 0 1 2														
Jeff Conine, R OBP: 0.339, SLG: 0.380 (1, 3)													5 1 2 3 1 0 2														
31 Jay Gibbons, L OBP: 0.281, SLG: 0.367 (1, 9)													5 0 1 0 1 1 2														
Tony Batista, R OBP: 0.410, SLG: 0.566 (1, 5)													6 1 1 0 0 1 3														
21 Marty Cordova, R OBP: 0.522, SLG: 0.500 Gary Matthews, S OBP: 0.246, SLG: 0.288 (1, 7) (12, 8)													4 1 0 0 1 0 0 0 0 0 0 0 0 0							AB 44 R 6 H 10 RBI 5 BB 6 SO 7 LOB 17							
Deivi Cruz, R OBP: 0.212, SLG: 0.308 (1, 6)													5 0 1 0 0 1 1														
Geronimo Gil, R OBP: 0.262, SLG: 0.308 Jose Morban, S (12, PR) Brook Fordyce, R OBP: 0.214, SLG: 0.286 (1, 2) (12, 2)													4 0 0 0 1 0 3 0 1 0 0 0 0 0 0 0 0 0 0 0 0														
Inning Stats	R: 0 E: 0 K: 1 S: 5	H: 0 LOB: 0 BB: 1 P: 9	R: 1 E: 0 K: 0 S: 8	H: 1 LOB: 0 BB: 0 P: 12	R: 0 E: 0 K: 0 S: 8	H: 1 LOB: 1 BB: 0 P: 9	R: 1 E: 0 K: 0 S: 7	H: 1 LOB: 0 BB: 1 P: 13	R: 0 E: 0 K: 0 S: 10	H: 0 LOB: 0 BB: 0 P: 11	R: 0 E: 0 K: 0 S: 10	H: 0 LOB: 1 BB: 1 P: 18	R: 0 E: 0 K: 1 S: 9	H: 0 LOB: 1 BB: 0 P: 10	R: 0 E: 1 K: 2 S: 11	H: 0 LOB: 1 BB: 0 P: 18	R: 2 E: 0 K: 2 S: 20	H: 2 LOB: 2 BB: 2 P: 38	1B: 8 2B: 1 3B: 0 HR: 1	SF: 0 SAC: 1 DP: 2 HBP: 0	WP: 2 PB: 0 SB: 1 CS: 0	PA: 51					
PITCHER	IP	WLS	BF	H	R	ER	SO	BB	IBB	HBP	BLK	WP	HR	S	P	ERA	WHIP										
CC Sabathia, L ERA: 3.81 (1, 1)	7.0		29	7	4	4	2	3	0	0	0	1	0	65	98	5.14	1.429										
Jose Santiago, R ERA: 3.72 (8, 1)	2.0		7	0	0	0	0	1	0	0	0	0	0	14	24	0.00	0.500										
David Riske, R ERA: 8.53 (10, 1)	2.0		8	1	0	0	3	0	0	0	0	0	0	20	28	0.00	0.500										
Chad Paronto, R ERA: 9.45 (12, 1)	0.1	L	3	0	2	2	0	2	0	0	0	0	0	3	12	54.00	6.000										
53 Carl Sadler, L ERA: (12, 1)	0.2		4	2	0	0	2	0	0	0	0	1	0	17	26	0.00	3.000										

Baltimore Orioles @ Cleveland Indians
Jacobs Field, Cleveland, OH
Thu Apr 17 2003, 7:05 PM EDT
Att. 17,368 - Cloudy - 60 F

livebaseballscorecards.com



Batter	1	2	3	4	5	6	7	8	9	10	11	12	AB R H RBI BB SO LOB
Milton Bradley, S OBP: 0.400, SLG: 0.625 (1, 8)	0-3 K	2-3 K			0-0 G6-3		2-1 G3-1		4-2 BB		0-0 L7		5 0 0 0 1 2 2
Omar Vizquel, S OBP: 0.292, SLG: 0.383 (1, 6)	2-2 G1-6-3 1B		1-3 K		0-0 G3		1-1 L8		1-1 F8		0-1 F7		6 0 1 0 0 1 3
Karim Garcia, L OBP: 0.194, SLG: 0.382 (1, 9)	0-0 G1-6-3 1-2f		1-0 G3-1			0-0 HR		0-0 G1-3		2-2 F8		2-1 F7	6 1 1 1 0 0 1
Shane Spencer, R OBP: 0.362, SLG: 0.419 (1, 7)		3-1 48 HR BB 1B	3-2 P3			2-3 K		4-0 BB		0-1 F9		0-3 K	5 1 1 0 1 2 0
Matt Lawton, L OBP: 0.306, SLG: 0.294 (1, 10)		4-2 48 HR BB		0-0 G4-3		3-2 G3-1		1-3 K		0-0 E3 48 S			4 1 0 0 1 1 1
48 Travis Hafner, L OBP: 0.245, SLG: 0.326 (1, 3)		0-1 HR		0-3 K		2-1 1B			2-3 K	1-2 G4-3			5 1 2 3 0 2 1
Josh Bard, S OBP: 0.271, SLG: 0.233 (1, 2)		1-3 K		1-0 2B		1-1 G2		4-2 BB 1B BB			1-0 FC5-6 1B		3 0 1 0 1 1 1 1 0 1 0 0 0 0
John McDonald, R OBP: 0.333, SLG: 0.353 (9, PR) (10, 5)													
Casey Blake, R OBP: 0.213, SLG: 0.250 (1, 5)		1-1 G1-3		1-3 K		2-2 L7			0-2 BB 1B		0-0 FC5-6		3 0 0 0 0 1 1 1 0 1 0 0 0 0 1 0 0 0 0 0 1
Bill Selby, L OBP: 0.231, SLG: 0.091 (9, PH)											1-2f		
Tim Laker, R OBP: 0.600, SLG: 0.625 (10, 2)													
Brandon Phillips, R OBP: 0.216, SLG: 0.347 (1, 4)		0-0 WP 2B			2-3 K		0-2 G6-3		2-3 K		2-2 F9		5 0 1 0 0 2 3

Inning Stats	R: 0	H: 1	E: 0	LOB: 0	K: 1	P: 8	R: 3	H: 3	E: 0	LOB: 1	K: 2	P: 16	R: 0	H: 0	E: 0	LOB: 0	K: 1	P: 8	R: 0	H: 1	E: 0	LOB: 1	K: 2	P: 10	R: 0	H: 0	E: 0	LOB: 0	K: 1	P: 7	R: 1	H: 2	E: 0	LOB: 1	K: 1	P: 11	R: 0	H: 0	E: 0	LOB: 0	K: 0	P: 8	R: 0	H: 0	E: 0	LOB: 1	K: 1	P: 6	R: 0	H: 1	E: 0	LOB: 3	K: 2	P: 16	R: 0	H: 0	E: 1	LOB: 1	K: 0	P: 9	R: 0	H: 1	E: 0	LOB: 1	K: 0	P: 6	R: 0	H: 0	E: 0	LOB: 0	K: 1	P: 7	R: 0	H: 0	E: 0	LOB: 0	K: 1	P: 9	1B: 5	SF: 0	2B: 2	SAC: 0	3B: 0	DP: 1	HR: 2	HBP: 0	WP: 1	PA: 49
--------------	------	------	------	--------	------	------	------	------	------	--------	------	-------	------	------	------	--------	------	------	------	------	------	--------	------	-------	------	------	------	--------	------	------	------	------	------	--------	------	-------	------	------	------	--------	------	------	------	------	------	--------	------	------	------	------	------	--------	------	-------	------	------	------	--------	------	------	------	------	------	--------	------	------	------	------	------	--------	------	------	------	------	------	--------	------	------	-------	-------	-------	--------	-------	-------	-------	--------	-------	--------

PITCHER	IP	WLS	BF	H	R	ER	SO	BB	IBB	HBP	BLK	WP	HR	S	P	ERA	WHIP
Sidney Ponson, R ERA: 6.06 (1, 1)	7.0		28	7	4	4	8	1	0	0	0	1	2	64	98	5.14	1.143
B.J. Ryan, L ERA: (8, 1)	1.1		5	0	0	0	2	1	0	0	0	0	0	9	17	0.00	0.750
Kerry Lichtenberg, R ERA: 5.14 (9, 1)	0.1		4	1	0	0	1	2	0	0	0	0	0	11	21	0.00	9.000
Buddy Groom, L ERA: (9, 1)	1.1		5	0	0	0	0	0	0	0	0	0	0	11	15	0.00	0.000
Willis Roberts, R ERA: 3.18 (11, 1)	1.0	W	4	1	0	0	0	0	0	0	0	0	0	6	9	0.00	1.000
PITCHER	IP	WLS	BF	H	R	ER	SO	BB	IBB	HBP	BLK	WP	HR	S	P	ERA	WHIP
Jorge Julio, R ERA: 4.26 (12, 1)	1.0		3	0	0	0	1	0	0	0	0	0	0	7	9	0.00	0.000

BOTTOM

Baltimore Orioles @ Cleveland Indians
Jacobs Field, Cleveland, OH
Thu Apr 17 2003, 7:05 PM EDT
Att: 17,368 - Cloudy - 60 F

livebaseballscorecards.com

AB	45
R	4
H	9
RBI	4
BB	4
SO	12
LOB	14



Batter	1	2	3	4	5	6	7	8	9	AB R H RBI BB SO LOB	TOP												
Omar Vizquel, S (1, 6) OBP: 0.300, SLG: 0.400	0-1 F7		1-2 SF9 SH3-4 1B		0-2 1B G4-6-3 2B		0-2 G6-3		1-1 G4-3	5 1 2 1 0 0 0													
Brandon Phillips, R (1, 4) OBP: 0.222, SLG: 0.346	0-1 G6-3		0-1 SH3-4		0-0 G4-6-3 1B		2-0 P4			3 0 1 0 0 0 0													
Karim Garcia, L (1, 8) OBP: 0.200, SLG: 0.378	0-0 1B		0-0 SF9		0-0 G4-6-3			2-0 G4-3		3 0 1 1 0 0 1													
Ellis Burks, R (1, 10) OBP: 0.407, SLG: 0.373	1-1 L4		4-0 FC6 BB		4-1 BB			2-1 1B G5-3 1B		2 0 1 0 2 0 1													
Matt Lawton, L (1, 7) OBP: 0.288, SLG: 0.273		2-0 F7	1-2 FC6		0-0 F9			0-0 G5-3		4 0 0 0 0 0 4													
Shane Spencer, R (1, 9) OBP: 0.373, SLG: 0.413		1-2 F9		1-3 K		4-1 G4-6-3 BB		1-0 1B		3 0 1 0 1 1 0													
48 Travis Hafner, L (1, 3) OBP: 0.226, SLG: 0.300		0-1 G3		2-3 K		1 SAFE 0-0 P5		1-3 K		4 0 0 0 0 2 3													
Josh Bard, S (1, 2) OBP: 0.288, SLG: 0.277			0-0 1B 2B	3-1 FC4-6 1B		0-1 G4-6-3			0-0 G1-3	4 1 2 0 0 0 1													
Casey Blake, R (1, 5) OBP: 0.220, SLG: 0.255 Bill Selby, L (9, PH) OBP: 0.214, SLG: 0.083			1-1 SH3-4 SF9 1B	0-0 FC4-6			1-1 G5-3		0-1 P6	3 1 1 0 0 0 1 1 0 0 0 0 0 0													
Inning Stats	R: 0 E: 0 K: 0 S: 7	H: 1 LOB: 1 BB: 0 P: 8	R: 0 E: 0 K: 0 S: 7	H: 0 LOB: 0 BB: 0 P: 10	R: 2 E: 0 K: 0 S: 12	H: 3 LOB: 2 BB: 1 P: 19	R: 0 E: 0 K: 2 S: 11	H: 1 LOB: 1 BB: 0 P: 17	R: 1 E: 0 K: 0 S: 7	H: 2 LOB: 1 BB: 1 P: 11	R: 0 E: 0 K: 0 S: 4	H: 0 LOB: 0 BB: 1 P: 8	R: 0 E: 0 K: 0 S: 6	H: 0 LOB: 0 BB: 0 P: 9	R: 0 E: 0 K: 1 S: 8	H: 2 LOB: 2 BB: 0 P: 14	R: 0 E: 0 K: 0 S: 5	H: 0 LOB: 0 BB: 0 P: 6	1B: 7 2B: 2 3B: 0 HR: 0	SF: 1 SAC: 1 DP: 2 HBP: 0	WP: 0 PB: 0 SB: 0 CS: 0	PA: 37	
PITCHER Bartolo Colon, R (1, 1) ERA: 3.21	IP 9.0	WLS W	BF 37	H 9	R 3	ER 3	SO 3	BB 3	IBB 0	HBP 0	BLK 0	WP 0	HR 0	S 67	P 102	ERA 3.00	WHIP 1.333						PITCHER IP WLS BF H R ER SO BB IBB HBP BLK WP HR S P ERA WHIP

Cleveland Indians @ Chicago White Sox
U.S. Cellular Field, Chicago, IL

Fri Apr 18 2003, 8:05 PM EDT
Att. 13,015 - Cloudy - 42 F

livebaseballscorecards.com

AB	32
R	3
H	9
RBI	2
BB	3
SO	3
LOB	11



Batter	1	2	3	4	5	6	7	8	9
D'Angelo Jimenez, S (1, 4) OBP: 0.418, SLG: 0.649	2-2 F8		2-1 1B 3B		3-3 K		4-2 SH1-3 1B S BB	2-2 SF8 2B	
Jose Valentin, S (1, 6) OBP: 0.435, SLG: 0.706	4-1 FC5-4 BB		0-0 G1-3 2B 1B		1-0 2B		2-1 SH1-3 1-3	0-1 SF8 2-3 3-H	
Frank Thomas, R (1, 10) OBP: 0.449, SLG: 0.391	0-0 F9		2-1 G1-3 1-2		4-1 BB		4-0 E 1B IBB	1-0 FC5-4 HBP	
Magglio Ordonez, R (1, 9) OBP: 0.343, SLG: 0.460	1-1 FC5-4 1-2f		0-0 2B		2-3 K		3-2 E1 1-3 3-H 1B	1-1 FC5-4 1-2f	
14 Paul Konerko, R (1, 3) OBP: 0.279, SLG: 0.308		1-1 G6-3	3-3 K			2-1 G5-3	4-0 IBB		
Carlos Lee, R (1, 7) OBP: 0.288, SLG: 0.321		4-2 FC6-4 BB		2-2 G4-3		2-2 HR	1-3 K		
24 Joe Crede, R (1, 5) OBP: 0.311, SLG: 0.386		1-0 F8		1-3 K2-3		4-0 BB	2-1 F8		
Aaron Rowand, R (1, 8) OBP: 0.171, SLG: 0.200		1-2 FC6-4 1-2f		1-1 F7		2-2 F7		1-0 P2	
Sandy Alomar Jr., R (1, 2) OBP: 0.400, SLG: 0.621			2-1 P6		1-2 P5	1-2 F8		1-0 2B SF8 1B	

Inning Stats	R: 0 E: 0 K: 0 S: 7	H: 0 LOB: 1 BB: 1 P: 14	R: 0 E: 0 K: 0 S: 9	H: 0 LOB: 1 BB: 1 P: 16	R: 2 E: 0 K: 1 S: 12	H: 3 LOB: 1 BB: 0 P: 21	R: 0 E: 0 K: 1 S: 8	H: 0 LOB: 0 BB: 0 P: 12	R: 0 E: 0 K: 2 S: 11	H: 1 LOB: 2 BB: 1 P: 22	R: 1 E: 0 K: 0 S: 17	H: 1 LOB: 1 BB: 1 P: 28	R: 1 E: 1 K: 1 S: 12	H: 1 LOB: 3 BB: 3 P: 32	R: 1 E: 0 K: 0 S: 10	H: 2 LOB: 2 BB: 0 P: 16
--------------	------------------------------	----------------------------------	------------------------------	----------------------------------	-------------------------------	----------------------------------	------------------------------	----------------------------------	-------------------------------	----------------------------------	-------------------------------	----------------------------------	-------------------------------	----------------------------------	-------------------------------	----------------------------------

PITCHER	IP	WLS	BF	H	R	ER	SO	BB	IBB	HBP	BLK	WP	HR	S	P	ERA	WHIP
Ricardo Rodriguez, R (1, 1) ERA: 2.08	6.0		27	5	3	3	4	4	0	0	0	0	1	64	113	4.50	1.500
Billy Traber, L (7, 1) ERA: 3.68	0.1	L	3	0	1	1	0	1	1	0	0	0	0	4	14	27.00	3.000
Jose Santiago, R (7, 1) ERA: 3.48	0.2		4	1	0	0	1	0	1	0	0	0	0	8	18	0.00	1.500
Terry Mulholland, L (8, 1) ERA: 5.4	1.0		6	2	1	1	0	0	0	1	0	0	0	10	16	9.00	2.000


BOTTOM

Cleveland Indians @ Chicago White Sox
U.S. Cellular Field, Chicago, IL

livebaseballscorecards.com

AB	30
R	5
H	8
RBI	5
BB	7
SO	5
LOB	18

WP: 0 PA: 40
PB: 0 SB: 1
CS: 0



PITCHER	IP	WLS	BF	H	R	ER	SO	BB	IBB	HBP	BLK	WP	HR	S	P	ERA	WHIP
---------	----	-----	----	---	---	----	----	----	-----	-----	-----	----	----	---	---	-----	------

Fri Apr 18 2003, 8:05 PM EDT
Att: 13,015 - Cloudy - 42 F

Batter	1	2	3	4	5	6	7	8	9	AB R H RBI BB SO LOB	TOP											
Milton Bradley, S (1, 8) OBP: 0.413, SLG: 0.632	2-0 F8 2B	4-2 BB		3-2 1B			2-2 G4-3		2-1 L7	4 0 2 0 1 0 0												
Brandon Phillips, R (1, 4) OBP: 0.224, SLG: 0.327	4-2 BB	0-1 F7		3-2 G3			2-2 G6-3			3 0 0 0 1 0 4												
Ellis Burks, R (1, 10) OBP: 0.381, SLG: 0.345	1-3 K		0-3 K		0-0 G1-3		0-1 G6-3			4 0 0 0 0 2 2												
Shane Spencer, R (1, 7) OBP: 0.352, SLG: 0.388 Bill Selby, L (7, 7) OBP: 0.200, SLG: 0.077	1-2 F8 2-3		0-1 P3		1-3 K		1-2 G3-1			3 0 0 0 0 1 2 1 0 0 0 0 0 0												
Karim Garcia, L (1, 9) OBP: 0.205, SLG: 0.366	3-2 F7		2-2 FC5-4 1B		0-0 P5		1-3 K			4 0 1 0 0 1 2												
Tim Laker, R (1, 2) OBP: 0.429, SLG: 0.417		1-2 E1 48 2B	0-0 FC5-4 1-2f		0-1 L6		0-3 K			4 1 0 0 0 1 1												
Casey Blake, R (1, 5) OBP: 0.222, SLG: 0.314		2-2 G6-3		0-0 G6-3		1-1 HR		0-3 K		4 1 1 1 0 1 1												
48 Travis Hafner, L (1, 3) OBP: 0.263, SLG: 0.396		3-2 2-H 2B		4-0 1B G5-3 BB		0-1 L5		0-0 HR		3 1 2 2 1 0 0												
John McDonald, R (1, 6) OBP: 0.273, SLG: 0.286		0-0 F8		1-2 G5-3		1-0 F9		0-1 G1-3		4 0 0 0 0 0 2												
Inning Stats	R: 0 E: 0 K: 1 S: 16	H: 1 LOB: 2 BB: 1 P: 27	R: 1 E: 1 K: 0 S: 17	H: 1 LOB: 2 BB: 1 P: 27	R: 0 E: 0 K: 1 S: 9	H: 1 LOB: 1 BB: 0 P: 11	R: 0 E: 0 K: 0 S: 10	H: 1 LOB: 2 BB: 1 P: 21	R: 0 E: 0 K: 1 S: 5	H: 0 LOB: 0 BB: 0 P: 6	R: 1 E: 0 K: 0 S: 7	H: 1 LOB: 0 BB: 0 P: 9	R: 0 E: 0 K: 0 S: 9	H: 0 LOB: 0 BB: 0 P: 13	R: 0 E: 0 K: 2 S: 9	H: 0 LOB: 0 BB: 0 P: 11	R: 1 E: 0 K: 1 S: 8	H: 1 LOB: 0 BB: 0 P: 10	1B: 2 2B: 2 3B: 0 HR: 2	SF: 0 SAC: 0 DP: 0 HBP: 0	WP: 0 PB: 0 SB: 0 CS: 0	PA: 37
PITCHER	IP WLS BF H R ER SO BB IBB HBP BLK WP HR S P ERA WHIP																					
Josh Stewart, L (1, 1) ERA: 3.71	6.0 W 27 5 2 1 3 3 0 0 0 0 0 1 64 101 1.50 1.333																					
Gary Glover, R (7, 1) ERA: 1.17	1.0 3 0 0 0 0 0 0 0 0 0 0 0 9 13 0.00 0.000																					
Kelly Wunsch, L (8, 1) ERA:	1.0 3 0 0 0 2 0 0 0 0 0 0 0 9 11 0.00 0.000																					
Billy Koch, R (9, 1) ERA: 7.56	1.0 4 1 1 1 1 0 0 0 0 0 0 1 8 10 9.00 1.000																					

Cleveland Indians @ Chicago White Sox
U.S. Cellular Field, Chicago, IL

Sat Apr 19 2003, 2:05 PM EDT
Att. 18,907 - Overcast - 71 F

livebaseballscorecards.com

AB 34
R 3
H 6
RBI 3
BB 3
SO 6
LOB 14



Batter	1	2	3	4	5	6	7	8	9	AB R H RBI BB SO LOB	TOP											
Milton Bradley, S OBP: 0.425, SLG: 0.625 (1, 8)	1-0 G5-3	4-1 G5-4-3 BB		1-2 G5-4-3 1B		2-1 G1-6-3 1B		2-3 K		4 0 2 0 1 1 1												
Omar Vizquel, S OBP: 0.307, SLG: 0.391 (1, 6)	2-2 HR 1B	0-0 G5-4-3		2-2 G5-4-3 1-2f		0-1 G1-6-3 1-2f		4-1 BB		4 1 1 0 1 0 3												
Ellis Burks, R OBP: 0.397, SLG: 0.407 (1, 10)	0-0 HR	1-1 FC5-4 1B			4-2 1B 2B BB		3-3 K	1-0 G6-3		4 2 2 2 1 1 2												
Shane Spencer, R OBP: 0.339, SLG: 0.426 (1, 7)	3-2 HR	1-0 FC5-4			1-3 K		1-2 G5-3	2-3 K		5 1 1 1 0 2 2												
Karim Garcia, L OBP: 0.245, SLG: 0.457 (1, 9)	0-0 48 HBP 1B		0-0 HR		1-2 2B 1B		0-0 P2	0-0 P5		5 2 3 1 0 0 0												
Casey Blake, R OBP: 0.271, SLG: 0.382 (1, 5)	1-3 K		1-1 FC1-6 1B		3-1 1B 2B		2-1 HBP	2-2 2B		4 1 3 2 0 1 1												
Josh Bard, S OBP: 0.316, SLG: 0.294 (1, 2)	0-1 48 HBP 1B		1-1 FC1-6 48 G3-6-1		0-0 1B		1 SAFE 1-3 K	4-1 BB		4 0 2 1 1 1 2												
48 Travis Hafner, L OBP: 0.274, SLG: 0.386 (1, 3)	2-2 HBP		1-0 G3-6-1		0-3 K		C X 0-1 G6-3 1B	C X 0-1 P2		4 0 1 0 0 1 4												
Brandon Phillips, R OBP: 0.210, SLG: 0.305 (1, 4)	0-0 G5-3			1-0 F8		1-2 P4		2-2 G6-3		4 0 0 0 0 0 5												
Inning Stats	R: 3 E: 0 K: 1 S: 18	H: 5 LOB: 3 BB: 0 P: 27	R: 0 E: 0 K: 0 S: 5	H: 1 LOB: 1 BB: 1 P: 11	R: 1 E: 0 K: 0 S: 6	H: 2 LOB: 0 BB: 0 P: 9	R: 0 E: 0 K: 0 S: 7	H: 1 LOB: 0 BB: 0 P: 11	R: 3 E: 0 K: 2 S: 20	H: 3 LOB: 1 BB: 1 P: 30	R: 0 E: 0 K: 1 S: 7	H: 1 LOB: 0 BB: 0 P: 12	R: 0 E: 0 K: 1 S: 9	H: 0 LOB: 1 BB: 0 P: 13	R: 0 E: 0 K: 1 S: 11	H: 1 LOB: 2 BB: 1 P: 20	R: 0 E: 0 K: 1 S: 10	H: 1 LOB: 2 BB: 1 P: 18	1B: 10 2B: 2 3B: 0 HR: 3	SF: 0 SAC: 0 DP: 4 HBP: 2	WP: 0 PB: 0 SB: 0 CS: 0	PA: 44
PITCHER	IP WLS BF H R ER SO BB IBB HBP BLK WP HR S P ERA WHIP																					
56 Mark Buehrle, L ERA: 3.27 (1, 1)	4.1 L 24 11 7 7 2 2 0 1 0 0 3 46 77 14.54 3.000																					
Gary Glover, R ERA: 0.87 (5, 1)	2.2 10 2 0 0 3 0 0 1 0 0 0 26 36 0.00 0.750																					
Damaso Marte, L ERA: 3.68 (8, 1)	1.0 5 1 0 0 1 1 0 0 0 0 0 11 20 0.00 2.000																					
Tom Gordon, R ERA: 5.87 (9, 1)	1.0 5 1 0 0 1 1 0 0 0 0 0 10 18 0.00 2.000																					

Cleveland Indians @ Chicago White Sox
U.S. Cellular Field, Chicago, IL

Sun Apr 20 2003, 2:05 PM EDT
Att. 14,975 - Cloudy - 66 F

AB	38
R	7
H	15
RBI	7
BB	4
SO	7
LOB	20



Batter	1	2	3	4	5	6	7	8	9	AB R H RBI BB SO LOB	TOP											
Milton Bradley, S (1, 8) OBP: 0.412, SLG: 0.610	2-1 G1-3	3-0 2B		2-3 K		0-0 G3-6-1			0-3 K	5 0 1 2 0 2 3												
Omar Vizquel, S (1, 6) OBP: 0.313, SLG: 0.419	1-1 HR	3-2 F9		0-1 3B		2-2 P4			2-0 P5	5 1 2 1 0 0 2												
Karim Garcia, L (1, 9) OBP: 0.259, SLG: 0.569	3-1 HR		0-0 P4	0-3 K2-3			0-3 K		3-1 HR	5 2 2 4 0 2 1												
Ellis Burks, R (1, 10) OBP: 0.411, SLG: 0.531	1-2 P6		2-1 HR		1-0 HR		0-3 K		0-1 2B	5 2 3 2 0 1 0												
Matt Lawton, L (1, 7) OBP: 0.268, SLG: 0.250	1-1 G1-3		1-2 P4		2-3 K		3-2 F8		0-0 F8	5 0 0 0 0 1 1												
Casey Blake, R (1, 5)			1-3 K	4-0 BB		4-1 48 1B BB		3-3 K		2 0 0 0 2 2 0												
48 Travis Hafner, L (1, 3) OBP: 0.273, SLG: 0.377			0-1 F8	2-3 K		0-2 G3-6-1 1B		0-1 G6-3		4 0 1 0 0 1 1												
Josh Bard, S (1, 2) OBP: 0.311, SLG: 0.291			2-2 BB 2B 1B		0-1 G6-3	0-1 G3-6-1		0-0 F8		4 1 1 0 0 0 2												
Brandon Phillips, R (1, 4) OBP: 0.258, SLG: 0.339			4-1 2B BB		0-1 3B 1B		0-0 G3-6-1 1B		0-1 WP HR 1B	3 3 3 0 1 0 0												
Inning Stats	R: 2 E: 0 K: 0 S: 11	H: 2 LOB: 0 BB: 0 P: 19	R: 2 E: 0 K: 1 S: 17	H: 2 LOB: 1 BB: 1 P: 30	R: 1 E: 0 K: 1 S: 13	H: 1 LOB: 1 BB: 1 P: 22	R: 1 E: 0 K: 2 S: 12	H: 2 LOB: 1 BB: 0 P: 14	R: 1 E: 0 K: 1 S: 10	H: 2 LOB: 1 BB: 1 P: 17	R: 0 E: 0 K: 0 S: 5	H: 1 LOB: 0 BB: 0 P: 7	R: 0 E: 0 K: 2 S: 11	H: 0 LOB: 0 BB: 0 P: 14	R: 0 E: 0 K: 1 S: 8	H: 0 LOB: 0 BB: 0 P: 11	R: 2 E: 0 K: 1 S: 11	H: 3 LOB: 1 BB: 0 P: 16	1B: 6 2B: 2 3B: 1 HR: 4	SF: 0 SAC: 0 DP: 2 HBP: 0	WP: 1 PB: 0 SB: 0 CS: 0	PA: 41
PITCHER	IP WLS BF H R ER SO BB IBB HBP BLK WP HR S P ERA WHIP																					
Jon Garland, R (1, 1) ERA: 7.32	2.2 L 15 5 5 5 1 2 0 0 0 0 2 37 65 16.88 2.625																					
Rick White, R (3, 1) ERA: 3.0	3.1 14 5 2 2 4 1 0 0 0 0 1 31 44 5.40 1.800																					
Kelly Wunsch, L (7, 1) ERA:	2.0 6 0 0 0 3 0 0 0 0 0 0 19 25 0.00 0.000																					
Billy Koch, R (9, 1) ERA: 8.68	1.0 6 3 2 2 1 0 0 0 0 0 1 1 11 16 18.00 3.000																					

Cleveland Indians @ Chicago White Sox
U.S. Cellular Field, Chicago, IL
Mon Apr 21 2003, 2:05 PM EDT
Att. 15,424 - Overcast - 49 F

AB	38
R	9
H	13
RBI	9
BB	3
SO	9
LOB	10



Batter	1	2	3	4	5	6	7	8	9	AB R H RBI BB SO LOB
D'Angelo Jimenez, S OBP: 0.457, SLG: 0.681 (1, 4)	4-2 14 1B G4-3 BB	2-0 G3-1			1-1 G4-3		4-1 1-2 BB		0-1 F7	3 0 0 0 2 0 3
Jose Valentin, S OBP: 0.414, SLG: 0.661 (1, 6)	1-0 G4-3		0-1 14 G6-4-3 2B		1-1 F8		3-1 F7			4 0 1 0 0 0 3
Magglio Ordonez, R OBP: 0.341, SLG: 0.486 (1, 10)	2-2 G5-3		4-0 14 G6-4-3 BB		0-1 G4-3 HR 2B		1-1 G3			3 1 1 0 1 0 3
14 Paul Konerko, R OBP: 0.284, SLG: 0.338 (1, 3)	2-2 2-3 1B		1-1 G6-4-3		1-1 G6-3		0-1 F8			4 0 1 0 0 0 3
Brian Daubach, L OBP: 0.227, SLG: 0.056 (1, 9)	1-0 G4-3		2-3 K		1-1 G4-3		3-1 F8			4 0 0 0 0 1 4
Carlos Lee, R OBP: 0.319, SLG: 0.492 (1, 7)		1-2 F8		1-0 F9		0-0 HR		3-1 G6-3		4 1 1 2 0 0 0
Armando Rios, L OBP: 0.364, SLG: 0.433 (1, 8)		3-1 HBP 2B		1-2 F7		1-2 G6-3		0-1 F7		4 0 1 0 0 0 0
Tony Graffanino, R OBP: 0.424, SLG: 0.607 (1, 5)		2-2 SAFE 2 H E 2-3 HBP		2-2 F8			1-1 BB 1B		1-3 K	3 0 1 0 0 1 0
Miguel Olivo, R OBP: 0.273, SLG: 0.406 (1, 2)		1-2 E5 1-3 1B			0-2 G1-3		1-2 F7		2-2 1B	4 0 2 0 0 0 1

Inning Stats	R: 0 E: 0 K: 0 S: 10	H: 1 LOB: 2 BB: 1 P: 20	R: 0 E: 1 K: 0 S: 15	H: 2 LOB: 2 BB: 0 P: 24	R: 0 E: 0 K: 1 S: 7	H: 1 LOB: 1 BB: 1 P: 14	R: 0 E: 0 K: 0 S: 8	H: 0 LOB: 0 BB: 0 P: 12	R: 0 E: 0 K: 0 S: 7	H: 0 LOB: 0 BB: 0 P: 9	R: 2 E: 0 K: 0 S: 10	H: 2 LOB: 0 BB: 0 P: 13	R: 0 E: 0 K: 0 S: 10	H: 1 LOB: 2 BB: 1 P: 20	R: 0 E: 0 K: 0 S: 6	H: 0 LOB: 0 BB: 0 P: 12	R: 0 E: 0 K: 1 S: 12	H: 1 LOB: 1 BB: 0 P: 15	1B: 4 2B: 3 3B: 0 HR: 1	SF: 0 SAC: 0 DP: 1 HBP: 1	WP: 0 PB: 0 SB: 0 CS: 0	PA: 37
--------------	-------------------------------	----------------------------------	-------------------------------	----------------------------------	------------------------------	----------------------------------	------------------------------	----------------------------------	------------------------------	---------------------------------	-------------------------------	----------------------------------	-------------------------------	----------------------------------	------------------------------	----------------------------------	-------------------------------	----------------------------------	----------------------------------	------------------------------------	----------------------------------	--------


PITCHER	IP	WLS	BF	H	R	ER	SO	BB	IBB	HBP	BLK	WP	HR	S	P	ERA	WHIP
37 Jake Westbrook, R ERA: 1.5 (1, 1)	5.2		24	6	2	2	1	2	0	1	0	0	1	54	88	3.18	1.412
Billy Traber, L ERA: 3.24 (6, 1)	1.0		5	1	0	0	0	1	0	0	0	0	0	11	21	0.00	2.000
David Riske, R ERA: 6.23 (7, 1)	2.1		8	1	0	0	1	0	0	0	0	0	0	20	30	0.00	0.429

BOTTOM

Cleveland Indians @ Chicago White Sox
U.S. Cellular Field, Chicago, IL

Mon Apr 21 2003, 2:05 PM EDT
Att. 15,424 - Overcast - 49 F

AB	33
R	2
H	8
RBI	2
BB	3
SO	2
LOB	17



PITCHER	IP	WLS	BF	H	R	ER	SO	BB	IBB	HBP	BLK	WP	HR	S	P	ERA	WHIP
---------	----	-----	----	---	---	----	----	----	-----	-----	-----	----	----	---	---	-----	------

Cleveland Indians @ Seattle Mariners
 Safeco Field, Seattle, WA

Tue Apr 22 2003, 7:05 PM PDT
 Att. 25,231 - Cloudy - 57 F

livebaseballscorecards.com

AB	39
R	5
H	12
RBI	5
BB	5
SO	2
LOB	21



WP	1	PA	44
PB	0		
SB	0		
CS	0		

AB R H RBI BB SO LOB

Batter	1	2	3	4	5	6	7	8	9
Milton Bradley, S (1, 8) OBP: 0.433, SLG: 0.613	2-2 G4-3		4-2 1B BB		2-1 1B		4-0 G3-1 BB		1-1 BB 1B
Omar Vizquel, S (1, 6) OBP: 0.306, SLG: 0.405	2-2 P6		3-1 1B		1-1 L8		1-1 G3-1		0-0 B2
Karim Garcia, L (1, 9) OBP: 0.288, SLG: 0.556	1-1 F9		0-0 P5		2-0 1B		4-1 BB		4-2 BB 1B BB
Ellis Burks, R (1, 10) OBP: 0.397, SLG: 0.507					2-2 F8		1-3 K		0-0 L4
Matt Lawton, L (1, 7) OBP: 0.276, SLG: 0.262					2-1 FC6-4 1B		3-1 F9		3-2 F8
Josh Bard, S (1, 2) OBP: 0.318, SLG: 0.305					1-0 L7		1-1 G3-1		4-1 1B BB
Casey Blake, R (1, 5) OBP: 0.269, SLG: 0.344					2-2 FC6-4		1-2 G4-3		3-2 F9
Bill Selby, L (9, PH) OBP: 0.250, SLG: 0.143					1-2 P3		0-0 F8		0-0 F8
48 Travis Hafner, L (1, 3) OBP: 0.275, SLG: 0.422					0-0 L8		2-1 G3-1 BB 1B		2-3 K
Shane Spencer, R (8, PH) OBP: 0.350, SLG: 0.436									
John McDonald, R (8, 5) OBP: 0.261, SLG: 0.273									
Brandon Phillips, R (1, 4) OBP: 0.257, SLG: 0.333									

Inning Stats	R	H	E	K	S	R	H	E	K	S	R	H	E	K	S	R	H	E	K	S	R	H	E	K	S	R	H	E	K	S	R	H	E	K	S	R	H	E	K	S	R	H	E	K	S	1B	2B	3B	HR	SF	SAC	DP	HBP
	0	0	0	0	9	0	1	0	0	16	0	1	0	0	16	1	3	0	1	22	0	0	0	0	12	0	1	0	0	18	1	2	0	1	21	3	3	0	2	29	10	1	0	1	0	0	0	0					

PITCHER	IP	WLS	BF	H	R	ER	SO	BB	IBB	HBP	BLK	WP	HR	S	P	ERA	WHIP
Freddy Garcia, R (1, 1) ERA: 4.3	6.1		28	7	1	1	1	2	0	0	0	0	1	67	116	1.42	1.421
Shigetoshi Hasegawa, R (7, 1) ERA: 0.61	1.1	H	6	1	1	1	0	1	0	0	0	0	0	14	23	6.75	1.500
Arthur Rhodes, L (8, 1) ERA: 2.38	0.1	H	2	1	0	0	1	0	0	0	0	1	0	5	7	0.00	3.000
Kazuhiro Sasaki, R (9, 1) ERA: 9.0	0.2	B	5	2	3	3	0	1	0	0	0	0	0	10	17	40.50	4.500
Giovanni Carrara, R (9, 1) ERA: 2.53	0.1	W	3	1	0	0	0	1	0	0	0	0	0	5	12	0.00	6.000

Batter	1	2	3	4	5	6	7	8	9	AB R H RBI BB SO LOB
51 Ichiro Suzuki, L <small>(1, 9) OBP: 0.359, SLG: 0.358</small>	3-1 		1-0 	1-2 		4-2 		1-2 		4 0 2 0 1 0 0
Randy Winn, S <small>(1, 7) OBP: 0.364, SLG: 0.311</small>	0-1 		1-1 	3-1 		3-1 		2-2 		5 1 1 0 0 0 5
Bret Boone, R <small>(1, 4) OBP: 0.387, SLG: 0.538</small>	1-3 		3-1 	0-3 		2-0 		4-0 		4 1 0 0 1 2 5
Edgar Martinez, R <small>(1, 10) OBP: 0.482, SLG: 0.560</small> 16 Willie Bloomquist, R <small>(9, PR) OBP: 0.353, SLG: 0.400</small>	1-2 		2-2 		3-2 		4-2 	1-2 		4 0 1 1 1 0 2 0 1 0 0 0 0 0
John Olerud, L <small>(1, 3) OBP: 0.395, SLG: 0.397</small>		2-1 		0-1 	1-3 		1-1 	4-0 		4 2 2 0 1 1 1
Mike Cameron, R <small>(1, 8) OBP: 0.341, SLG: 0.411</small>		2-0 		2-1 	2-0 		4-2 	0-1 		3 2 2 4 1 0 1
Carlos Guillen, S <small>(1, 6) OBP: 0.359, SLG: 0.448</small>		0-3 		0-0 	0-1 		1-0 			3 0 1 0 0 1 2
Jeff Cirillo, R <small>(1, 5) OBP: 0.259, SLG: 0.255</small>		2-2 		1-0 	1-0 		3-2 			3 1 1 0 0 0 2
Dan Wilson, R <small>(1, 2) OBP: 0.293, SLG: 0.410</small>		2-2 		1-1 		1-0 		1-2 		4 0 1 3 0 0 2

BOTTOM

Cleveland Indians @ Seattle Mariners

Safeco Field, Seattle, WA

Tue Apr 22 2003, 7:05 PM PDT
 Att: 25,231 - Cloudy - 57 F

AB	34
R	8
H	11
RBI	8
BB	5
SO	4
LOB	20



Inning Stats														Inning Stats																																										
R	H	E	K	S	H	LOB	BB	P	R	H	E	K	S	H	LOB	BB	P	R	H	E	K	S	H	LOB	BB	P	1B	2B	3B	HR	SF	SAC	DP	HBP	WP	PA																				
0	0	1	12	17	2	2	0	22	1	1	0	0	15	3	3	0	19	2	2	0	18	0	0	0	8	19	0	0	0	0	0	0	0	0	0	0	0	0	0	0	0	0	0	0	0	0	0	0	0	0	0	0	0	0	0	42
PITCHER														PITCHER																																										
IP	WLS	BF	H	R	ER	SO	BB	IBB	HBP	BLK	WP	HR	S	P	ERA	WHIP	IP	WLS	BF	H	R	ER	SO	BB	IBB	HBP	BLK	WP	HR	S	P	ERA	WHIP																							
5.0		26	8	3	3	4	0	0	2	0	0	0	64	99	5.40	1.600	3.0		11	0	0	0	0	3	0	0	0	0	0	26	51	0.00	1.000	0.0	L	5	3	5	5	0	2	0	0	0	0	1	8	19	∞	∞						

Batter	1	2	3	4	5	6	7	8	9	AB R H RBI BB SO LOB	TOP											
Omar Vizquel, S (1, 6) OBP: 0.337, SLG: 0.420	0-1 1B		4-1 BB			0-1 1B		4-2 BB		2 0 2 0 2 0 0												
Brandon Phillips, R (1, 4) OBP: 0.274, SLG: 0.348 Bill Selby, L (8, PH) OBP: 0.235, SLG: 0.133	0-2 1B		0-1 G4-6-3			0-1 1B		1-1 F8		3 0 2 0 0 0 1 1 0 0 0 0 0 2												
Karim Garcia, L (1, 8) OBP: 0.270, SLG: 0.517	1-3 1B				1-2 G3	2-2 G3-6-1			0-1 F8	4 0 0 0 0 1 4												
Ellis Burks, R (1, 10) OBP: 0.378, SLG: 0.479	1-3 K				1-3 K		3-2 K		1-0 L7	4 0 0 0 0 3 2												
Matt Lawton, L (1, 7) OBP: 0.275, SLG: 0.261	3-1 F8				1-0 F9		2-2 G6-3		0-0 1B	4 0 1 0 0 0 2												
Shane Spencer, R (1, 9) OBP: 0.328, SLG: 0.407		1-3 K			2-1 F8		0-3 K		1-1 E5	4 0 0 0 0 2 1												
Josh Bard, S (1, 2) OBP: 0.314, SLG: 0.302		0-1 F9			0-0 L8			0-1 G1-3 1B	0-3 K	4 0 1 0 0 1 2												
48 Travis Hafner, L (1, 3) OBP: 0.264, SLG: 0.403		2-3 K			2-3 K			2-1 P5		3 0 0 0 0 2 1												
Casey Blake, R (1, 5) OBP: 0.257, SLG: 0.328			3-2 F8			2-0 F8		0-1 G1-3		3 0 0 0 0 0 1												
Inning Stats	R: 0 E: 0 K: 2 S: 13	H: 2 LOB: 2 BB: 0 P: 18	R: 0 E: 0 K: 2 S: 8	H: 0 LOB: 0 BB: 0 P: 11	R: 0 E: 0 K: 0 S: 7	H: 0 LOB: 0 BB: 1 P: 14	R: 0 E: 0 K: 1 S: 7	H: 0 LOB: 0 BB: 0 P: 10	R: 0 E: 0 K: 1 S: 6	H: 0 LOB: 0 BB: 0 P: 10	R: 0 E: 0 K: 2 S: 10	H: 2 LOB: 1 BB: 0 P: 14	R: 0 E: 0 K: 2 S: 12	H: 0 LOB: 0 BB: 0 P: 17	R: 0 E: 0 K: 0 S: 11	H: 1 LOB: 2 BB: 1 P: 18	R: 0 E: 1 K: 1 S: 11	H: 1 LOB: 2 BB: 0 P: 13	1B: 6 2B: 0 3B: 0 HR: 0	SF: 0 SAC: 0 DP: 2 HBP: 0	WP: 0 PB: 0 SB: 0 CS: 0	PA: 34
PITCHER	IP WLS BF H R ER SO BB IBB HBP BLK WP HR S P ERA WHIP																					
Gil Meche, R (1, 1) ERA: 3.33	7.2 W 28 5 0 0 8 2 0 0 0 0 0 0 72 109 0.00 0.913																					
Shigetoshi Hasegawa, R (8, 1) ERA: 0.6	0.1 H 1 0 0 0 0 0 0 0 0 0 0 0 2 3 0.00 0.000																					
Arthur Rhodes, L (9, 1) ERA: 2.25	0.2 3 1 0 0 0 0 0 0 0 0 0 0 4 5 0.00 1.500																					
Jeff Nelson, R (9, 1) ERA: 4.5	0.1 2 0 0 0 0 1 0 0 0 0 0 0 7 8 0.00 0.000																					

Cleveland Indians @ Seattle Mariners
Safeco Field, Seattle, WA
 Wed Apr 23 2003, 7:05 PM PDT
 Att: 26,036 - Dome - 72 F

livebaseballscorecards.com

AB	32
R	0
H	6
RBI	0
BB	2
SO	9
LOB	16



Batter	1	2	3	4	5	6	7	8	9
51 Ichiro Suzuki, L (1, 9) OBP: 0.354, SLG: 0.353	1-1 P6		2-1 FC4		1-2 2B			1-1 G6-3	
Mark McLemore, S (1, 7) OBP: 0.327, SLG: 0.364	2-2 P5			4-0 G6-3	3-1 2B			2-2 P6	
Bret Boone, R (1, 4) OBP: 0.381, SLG: 0.518	0-1 P3			2-0 G6-3		4-1 CS		2-2 G3-4-1	
Edgar Martinez, R (1, 10) OBP: 0.471, SLG: 0.538		3-3 K		3-1 SF9		1-1 G1-3			
John Olerud, L (1, 3) OBP: 0.393, SLG: 0.434		3-2 L9		1-1 HR		1-1 G4-3			
Mike Cameron, R (1, 8) OBP: 0.330, SLG: 0.395		0-1 G4-3		1-3 K			1-3 K		
Randy Winn, S (9, 8) OBP: 0.364, SLG: 0.311									
Carlos Guillen, S (1, 6) OBP: 0.358, SLG: 0.433			0-1 F9		2-0 F7		4-1 FC6-4		
Jeff Cirillo, R (1, 5) OBP: 0.262, SLG: 0.259			1-1 51 FC4		0-1 G5-3		0-1 F8		
Ben Davis, S (1, 2) OBP: 0.237, SLG: 0.405			0-0 P5		0-2 51 1B		1-0 FC6-4		

Inning Stats	R: 0	H: 0	E: 0	LOB: 0	K: 0	S: 7	P: 10	R: 0	H: 0	E: 0	LOB: 0	K: 1	S: 9	P: 15	R: 0	H: 1	E: 0	LOB: 1	K: 0	S: 7	P: 10	R: 2	H: 1	E: 0	LOB: 0	K: 1	S: 9	P: 20	R: 2	H: 3	E: 0	LOB: 1	K: 0	S: 11	P: 17	R: 0	H: 0	E: 0	LOB: 0	K: 0	S: 5	P: 11	R: 0	H: 0	E: 0	LOB: 1	K: 1	S: 7	P: 13	R: 0	H: 0	E: 0	LOB: 0	K: 0	S: 9	P: 14
1B: 3	SF: 1	2B: 1	SAC: 0	3B: 0	DP: 0	HR: 1	HBP: 0	1B: 3	SF: 1	2B: 1	SAC: 0	3B: 0	DP: 0	HR: 1	HBP: 0	1B: 3	SF: 1	2B: 1	SAC: 0	3B: 0	DP: 0	HR: 1	HBP: 0	1B: 3	SF: 1	2B: 1	SAC: 0	3B: 0	DP: 0	HR: 1	HBP: 0	1B: 3	SF: 1	2B: 1	SAC: 0	3B: 0	DP: 0	HR: 1	HBP: 0	1B: 3	SF: 1	2B: 1	SAC: 0	3B: 0	DP: 0	HR: 1	HBP: 0									

PITCHER	IP	WLS	BF	H	R	ER	SO	BB	IBB	HBP	BLK	WP	HR	S	P	ERA	WHIP
Ricardo Rodriguez, R (1, 1) ERA: 2.73	7.0	L	27	5	4	4	3	3	0	0	0	0	1	55	96	5.14	1.143
David Riske, R (8, 1) ERA: 5.99	1.0		3	0	0	0	0	0	0	0	0	0	0	9	14	0.00	0.000


BOTTOM

Cleveland Indians @ Seattle Mariners
Safeco Field, Seattle, WA

Wed Apr 23 2003, 7:05 PM PDT
Att: 26,036 - Dome - 72 F

AB	26
R	4
H	5
RBI	4
BB	3
SO	3
LOB	6

WP: 0 PA: 30
PB: 0
SB: 1
CS: 1



livebaseballscores.com

Batter	1	2	3	4	5	6	7	8	9	AB R H RBI BB SO LOB	TOP									
Omar Vizquel, S (1, 6) OBP: 0.351, SLG: 0.453	1-1 S HR 2B		2-1 1-3 2B		3-2 G4-3		0-2 G6-3		2-1 FC5-4 1B	5 1 3 0 0 0 0										
Casey Blake, R (1, 5) OBP: 0.267, SLG: 0.377	3-2 2-H HR		3-3 K		0-0 F8		1-0 BB 1B		2-3 K	5 1 2 2 0 2 3										
Ellis Burks, R (1, 10) OBP: 0.391, SLG: 0.494	0-0 G4-3		4-1 IBB		3-2 2B		0-0 BB 1B		1-0 FC5-4 1-2f	4 0 2 0 1 0 1										
Karim Garcia, L (1, 8) OBP: 0.269, SLG: 0.492	2-1 P6		1-0 P5		0-0 G3		4-1 1-2 2-3 BB			3 0 0 0 1 0 4										
Shane Spencer, R (1, 9) OBP: 0.309, SLG: 0.381	0-3 K		1-3 K			1-3 K	3-2 G5-3			4 0 0 0 0 3 6										
Matt Lawton, L (1, 7) OBP: 0.274, SLG: 0.250		1-1 G3-1		1-0 P4		4-0 BB		1-0 P2		3 0 0 0 1 0 0										
Josh Bard, S (1, 2) OBP: 0.324, SLG: 0.313		3-2 F8		0-0 1B		0-1 F9		0-0 48 G4-6-3 1B		4 0 2 0 0 0 1										
48 Travis Hafner, L (1, 3) OBP: 0.250, SLG: 0.380		3-3 K		1-3 K		1-1 F8		1-0 G4-6-3 1-2f		4 0 0 0 0 2 3										
John McDonald, R (1, 4) OBP: 0.269, SLG: 0.280			1-1 2B 1B		3-3 K		0-1 G4-3		1-3 K	3 0 1 0 0 1 1										
Bill Selby, L (9, PH) OBP: 0.222, SLG: 0.125										1 0 0 0 0 1 0										
Inning Stats	R: 2 E: 0 K: 1 S: 11	H: 2 LOB: 0 BB: 0 P: 17	R: 0 E: 0 K: 1 S: 10	H: 0 LOB: 0 BB: 0 P: 17	R: 0 E: 0 K: 2 S: 13	H: 2 LOB: 3 BB: 1 P: 25	R: 0 E: 0 K: 2 S: 9	H: 1 LOB: 1 BB: 0 P: 14	R: 0 E: 0 K: 1 S: 7	H: 0 LOB: 1 BB: 1 P: 13	R: 0 E: 0 K: 0 S: 11	H: 2 LOB: 3 BB: 1 P: 19	R: 0 E: 0 K: 0 S: 3	H: 1 LOB: 0 BB: 0 P: 5	R: 0 E: 0 K: 2 S: 9	H: 1 LOB: 1 BB: 0 P: 15	1B: 6 2B: 3 3B: 0 HR: 1	SF: 0 SAC: 0 DP: 1 HBP: 0	WP: 0 PB: 0 SB: 1 CS: 0	PA: 39
PITCHER	IP WLS BF H R ER SO BB IBB HBP BLK WP HR S P ERA WHIP																			
Jamie Moyer, L (1, 1) ERA: 3.07	6.0 W 26 6 2 2 7 1 1 0 0 0 1 61 103 3.00 1.167																			
Giovanni Carrara, R (7, 1) ERA: 2.31	1.0 H 6 2 0 0 0 1 0 0 0 0 0 0 11 19 0.00 3.000																			
Shigetoshi Hasegawa, R (8, 1) ERA: 0.56	1.0 H 3 1 0 0 0 0 0 0 0 0 0 0 3 5 0.00 1.000																			
Jeff Nelson, R (9, 1) ERA: 4.0	1.0 S 4 1 0 0 2 0 0 0 0 0 0 0 9 15 0.00 1.000																			

Cleveland Indians @ Seattle Mariners
Safeco Field, Seattle, WA
 Thu Apr 24 2003, 7:05 PM PDT
 Att: 26,263 - Dome - 72 F

livebaseballscorecards.com

AB	36
R	2
H	10
RBI	2
BB	3
SO	9
LOB	19



Batter	1	2	3	4	5	6	7	8	9	AB R H RBI BB SO LOB
51 Ichiro Suzuki, L (1, 9) OBP: 0.360, SLG: 0.352	0-3 K2-3		1-0 G6-3 1B		4-1 G3 1B BB		1-3 K2-3			3 1 1 0 1 2 0
Randy Winn, S (1, 8) OBP: 0.370, SLG: 0.312	4-1 G6-3 1B BB		1-1 G6-3		0-0 G3		1-0 G3 1B			3 1 1 0 1 0 4
Bret Boone, R (1, 4) OBP: 0.386, SLG: 0.512	2-2 G6-3		4-0 BB		3-1 1B		2-2 G3			3 0 1 2 1 0 2
Edgar Martinez, R (1, 10) OBP: 0.472, SLG: 0.527	1-2 1B		3-1 F8		1-3 K		4-0 IBB			3 0 1 1 1 1 3
Greg Colbrunn, R (1, 3) OBP: 0.200, SLG: 0.077	1-3 K			0-1 F9		3-2 CS BB 1B		2-1 L7		3 0 1 0 0 1 1
John Olerud, L (7, 3) OBP: 0.389, SLG: 0.429										1 0 0 0 0 0 2
Carlos Guillen, S (1, 6) OBP: 0.366, SLG: 0.419		0-0 G6-3		2-2 F7		4-2 CS 16 E BB		4-2 G4-6-3 BB		2 1 0 0 2 0 0
Jeff Cirillo, R (1, 5) OBP: 0.246, SLG: 0.241		2-3 K		0-3 K		3-3 K		1-1 G4-6-3		4 0 0 0 0 3 3
16 Willie Bloomquist, R (1, 7) OBP: 0.333, SLG: 0.368		0-1 G5-3			0-1 F7		2-1 E7 1B		0-2 G4-3	4 0 1 1 0 0 0
Dan Wilson, R (1, 2) OBP: 0.318, SLG: 0.415			4-2 G6-3 51 1B BB		2-0 G3 51 BB 1B		1-1 P6			2 1 1 0 1 0 1

Inning Stats	R: 1 E: 0 K: 2 S: 15	H: 1 LOB: 1 BB: 1 P: 23	R: 0 E: 0 K: 1 S: 6	H: 0 LOB: 0 BB: 0 P: 8	R: 0 E: 0 K: 0 S: 7	H: 1 LOB: 2 BB: 2 P: 20	R: 0 E: 0 K: 1 S: 8	H: 0 LOB: 0 BB: 0 P: 10	R: 2 E: 0 K: 1 S: 10	H: 2 LOB: 1 BB: 1 P: 20	R: 1 E: 1 K: 1 S: 19	H: 2 LOB: 1 BB: 1 P: 32	R: 0 E: 0 K: 1 S: 10	H: 1 LOB: 2 BB: 1 P: 20	R: 0 E: 0 K: 0 S: 8	H: 0 LOB: 0 BB: 1 P: 13
1B: 7 2B: 1 3B: 0 HR: 0	SF: 0 SAC: 0 DP: 3 HBP: 0	WP: 0 PA: 35	ERA WHIP	ERA WHIP	ERA WHIP	ERA WHIP	ERA WHIP	ERA WHIP	ERA WHIP	ERA WHIP	ERA WHIP	ERA WHIP	ERA WHIP	ERA WHIP	ERA WHIP	

PITCHER	IP	WLS	BF	H	R	ER	SO	BB	IBB	HBP	BLK	WP	HR	S	P	ERA	WHIP
Billy Traber, L (1, 1) ERA: 4.26	4.1	L	19	3	3	3	4	4	0	0	0	0	0	40	71	6.23	1.615
Jose Santiago, R (5, 1) ERA: 3.55	1.1		7	3	1	1	2	1	0	0	0	0	0	23	39	6.75	3.000
Terry Mulholland, L (6, 1) ERA: 2.38	1.1		6	1	0	0	1	0	1	0	0	0	0	12	23	0.00	0.750
53 Carl Sadler, L (8, 1) ERA:	1.0		3	0	0	0	0	1	0	0	0	0	0	8	13	0.00	1.000

BOTTOM

Cleveland Indians @ Seattle Mariners
Safeco Field, Seattle, WA
Thu Apr 24 2003, 7:05 PM PDT
Att: 26,263 - Dome - 72 F

livebaseballscorecards.com

AB	28
R	4
H	7
RBI	4
BB	7
SO	7
LOB	16



Batter	1	2	3	4	5	6	7	8	9	AB R H RBI BB SO LOB	TOP									
Omar Vizquel, S (1, 6) OBP: 0.337, SLG: 0.433	0-2 F9		3-1 F7		0-1 G6-4-3			3-1 P6		4 0 0 0 0 0 1										
Casey Blake, R (1, 5) OBP: 0.278, SLG: 0.425	2-1 1B		2-1 HR			1-3 K		2-2 G1-3		4 1 2 1 0 1 0										
Ellis Burks, R (1, 10) OBP: 0.374, SLG: 0.469	0-0 P5		0-0 G6-3			0-1 G5-3			0-3 K	4 0 0 0 0 1 1										
Karim Garcia, L (1, 8) OBP: 0.254, SLG: 0.462	0-1 P6			1-1 G3		2-1 G3			3-3 K	4 0 0 0 0 1 1										
Shane Spencer, R (1, 9) OBP: 0.319, SLG: 0.424		4-2 G4-3 S BB		2-1 G5-3			1-2 HR		0-1 G6-3	3 1 1 1 1 0 0										
Matt Lawton, L (1, 7) OBP: 0.276, SLG: 0.253		1-0 G1-3		1-1 1B			1-1 G4-3			3 0 1 0 0 0 1										
Josh Bard, S (1, 2) OBP: 0.312, SLG: 0.300		0-0 G4-3		0-1 G1-3			1-0 P3			3 0 0 0 0 0 2										
48 Travis Hafner, L (1, 3) OBP: 0.253, SLG: 0.392		1-1 G3			0-2 2B		0-3 K			3 0 1 0 0 1 1										
John McDonald, R (1, 4) OBP: 0.276, SLG: 0.286			0-1 F7		0-0 G6-4-3 1B			3-2 F8		3 0 1 0 0 0 0										
Inning Stats	R: 0 E: 0 K: 0 S: 8	H: 1 LOB: 1 BB: 0 P: 10	R: 0 E: 0 K: 0 S: 6	H: 0 LOB: 1 BB: 1 P: 12	R: 1 E: 0 K: 0 S: 7	H: 1 LOB: 0 BB: 0 P: 12	R: 0 E: 0 K: 0 S: 8	H: 1 LOB: 1 BB: 0 P: 12	R: 0 E: 0 K: 1 S: 8	H: 0 LOB: 0 BB: 0 P: 11	R: 1 E: 0 K: 1 S: 10	H: 1 LOB: 0 BB: 0 P: 13	R: 0 E: 0 K: 0 S: 9	H: 0 LOB: 0 BB: 0 P: 17	R: 0 E: 0 K: 2 S: 11	H: 0 LOB: 0 BB: 0 P: 14	1B: 3 2B: 1 3B: 0 HR: 2	SF: 0 SAC: 0 DP: 1 HBP: 0	WP: 0 PB: 0 SB: 1 CS: 0	PA: 32
PITCHER	IP WLS BF H R ER SO BB IBB HBP BLK WP HR S P ERA WHIP																			
Ted Lilly, L (1, 1) ERA: 3.03	7.2 W 28 6 2 2 2 1 0 0 0 0 2 59 88 2.35 0.913																			
Chad Bradford, R (8, 1) ERA: 3.0	0.1 H 1 0 0 0 0 0 0 0 0 0 0 3 5 0.00 0.000																			
Keith Foulke, R (9, 1) ERA: 2.38	1.0 S 3 0 0 0 2 0 0 0 0 0 0 0 11 14 0.00 0.000																			

Cleveland Indians @ Oakland Athletics
Network Associates Coliseum, Oakland, CA

AB	31
R	2
H	6
RBI	2
BB	1
SO	4
LOB	7



Fri Apr 25 2003, 10:05 PM EDT
Att. 11,178 - Cloudy - 57 F

livebaseballscorecards.com

Batter	1	2	3	4	5	6	7	8	9
Mark Ellis, R OBP: 0.360, SLG: 0.523 (1, 4)	2-1 HR	2-1 F7			2-2 E FC5-2-5 1B		2-2 1-2 2B		
Scott Hatteberg, L OBP: 0.430, SLG: 0.494 (1, 3)	3-2 G6-3	0-2 L6			0-1 E1 FC5-2-5 1-3		0-1 FC3-6 2-H 2B		
Miguel Tejada, R OBP: 0.219, SLG: 0.299 (1, 6)	1-0 G5-3	0-1 F9			2-1 FC5-2-5 1-2 3-H		4-0 FC3-6 IBB		
3 Eric Chavez, L OBP: 0.371, SLG: 0.494 (1, 5)	3-2 WP 2B			0-0 G6-3 1B	0-3 K		0-1 FC3-6 1-2f 2-3		
Erubiel Durazo, L OBP: 0.422, SLG: 0.541 (1, 10)	2-1 G4-3 2-3			1-2 G6-3 1-2f	0-0 L8		0-0 F8		
Ramon Hernandez, R OBP: 0.427, SLG: 0.582 (1, 2)		2-1 BB 1B		1-3 K		0-3 K		0-0 HR	
Terrence Long, L OBP: 0.344, SLG: 0.531 (1, 9)		4-2 1B BB		2-0 G4-3		2-1 G1-3		3-2 G4-3	
Eric Byrnes, R OBP: 0.296, SLG: 0.208 (1, 7)		1-0 1B		1-1 G5-3		0-1 G5-3		1-3 K	
Chris Singleton, L OBP: 0.290, SLG: 0.344 (1, 8)		1-0 1B		1-1 G3			1-2 CS 1B	1-3 K	

Inning Stats	R: 1	H: 2	E: 0	K: 0	S: 14	R: 2	H: 3	E: 0	K: 0	S: 13	R: 0	H: 1	E: 0	K: 1	S: 8	R: 0	H: 0	E: 0	K: 0	S: 5	R: 0	H: 1	E: 1	K: 1	S: 11	R: 0	H: 0	E: 0	K: 1	S: 7	R: 1	H: 3	E: 0	K: 0	S: 12	R: 1	H: 1	E: 0	K: 2	S: 12	1B: 6	2B: 3	3B: 0	HR: 2	SF: 0	SAC: 0	DP: 1	HBP: 0	WP: 1	PB: 0	SB: 0	CS: 1	PA: 36
--------------	------	------	------	------	-------	------	------	------	------	-------	------	------	------	------	------	------	------	------	------	------	------	------	------	------	-------	------	------	------	------	------	------	------	------	------	-------	------	------	------	------	-------	-------	-------	-------	-------	-------	--------	-------	--------	-------	-------	-------	-------	--------

PITCHER	IP	WLS	BF	H	R	ER	SO	BB	IBB	HBP	BLK	WP	HR	S	P	ERA	WHIP
Jason Davis, R ERA: 6.67 (1, 1)	6.1	L	30	10	4	4	3	1	1	0	0	1	1	67	107	5.68	1.737
53 Carl Sadler, L ERA: (7, 1)	0.2		2	0	0	0	0	0	0	0	0	0	0	3	3	0.00	0.000
David Riske, R ERA: 5.91 (8, 1)	1.0		4	1	1	1	2	0	0	0	0	0	1	12	17	9.00	1.000

BOTTOM

AB R H RBI BB SO LOB

4 2 3 1 0 0 2

4 0 1 1 0 0 3

3 0 0 0 1 0 4

4 0 2 0 0 1 4

4 0 0 0 0 0 6

4 2 2 1 0 2 0

3 1 0 0 1 0 0

4 0 1 1 0 1 0

4 0 2 1 0 1 0

AB 34
R 5
H 11
RBI 5
BB 2
SO 5
LOB 19



Cleveland Indians @ Oakland Athletics
Network Associates Coliseum, Oakland, CA

Fri Apr 25 2003, 10:05 PM EDT
Att: 11,178 - Cloudy - 57 F

livebaseballscorecards.com

Batter	1	2	3	4	5	6	7	8	9	AB R H RBI BB SO LOB	TOP																
Omar Vizquel, S (1, 6) OBP: 0.333, SLG: 0.419	2-2 F7		0-0 SH1-3		1-1 L7		4-1 HBP E BB		1-2 P4	3 0 0 0 1 0 1																	
Casey Blake, R (1, 3) OBP: 0.268, SLG: 0.408 Bill Selby, L (7, PH) OBP: 0.211, SLG: 0.118 48 Travis Hafner, L (7, 3) OBP: 0.250, SLG: 0.387	1-1 G6-3		1-0 G1-3		1-2 G6-3		1-1 E1 HBP		1-1 FC5-4	3 0 0 0 0 0 1 1 0 0 1 0 0 1 1 0 0 0 0 0 1																	
Ellis Burks, R (1, 10) OBP: 0.375, SLG: 0.452	4-1 BB		4-1 E BB		2-1 G5-3		0-0 P2		2-3 K	3 0 0 0 2 1 3																	
Karim Garcia, L (1, 9) OBP: 0.253, SLG: 0.441	1-2 G4-3		0-0 E3		0-1 F7		4-2 HBP		2-3 HBP	3 0 0 0 0 0 2																	
Shane Spencer, R (1, 7) OBP: 0.316, SLG: 0.406		2-2 G5-3	3-3 K		4-2 BB		3-3 K			3 0 0 0 1 2 5																	
Jody Gerut, L (1, 8)		3-2 G4-3		1-2 G6-3		0-3 K		2-2 G1-3		4 0 0 0 0 1 1																	
Tim Laker, R (1, 2) OBP: 0.389, SLG: 0.333		4-0 BLK BB		0-0 G4-3		3-3 K		2-2 L4		3 0 0 0 1 1 0																	
Brandon Phillips, R (1, 4) OBP: 0.273, SLG: 0.342		0-3 K		0-0 F8		0-2 BB E 1B		1-2 G1-3		4 1 1 0 0 1 1																	
John McDonald, R (1, 5) OBP: 0.333, SLG: 0.323			2-2 G1-3 SH1-3 E HBP		1-0 F8		1-1 BB E 1B		1-1 48 FC5-4 1B	3 2 2 0 0 0 0																	
Inning Stats	R: 0 E: 0 K: 0 S: 9	H: 0 LOB: 1 BB: 1 P: 17	R: 0 E: 0 K: 1 S: 13	H: 0 LOB: 1 BB: 1 P: 22	R: 1 E: 1 K: 1 S: 9	H: 0 LOB: 2 BB: 1 P: 19	R: 0 E: 0 K: 0 S: 6	H: 0 LOB: 0 BB: 0 P: 7	R: 0 E: 0 K: 0 S: 7	H: 0 LOB: 0 BB: 0 P: 10	R: 0 E: 0 K: 1 S: 10	H: 0 LOB: 1 BB: 1 P: 16	R: 2 E: 1 K: 2 S: 18	H: 2 LOB: 3 BB: 1 P: 34	R: 0 E: 0 K: 0 S: 9	H: 0 LOB: 0 BB: 0 P: 14	R: 0 E: 0 K: 1 S: 13	H: 1 LOB: 1 BB: 0 P: 18	1B: 3 2B: 0 3B: 0 HR: 0	SF: 0 SAC: 1 DP: 0 HBP: 2	WP: 0 PB: 0 SB: 0 CS: 0	PA: 39					
PITCHER	IP WLS BF H R ER SO BB IBB HBP BLK WP HR S P ERA WHIP																										
John Halama, L (1, 1) ERA: 2.95	6.1		27	2	3	1	4	4	0	1	1	0	0	62	103	1.42	0.947										
Ricardo Rincon, L (7, 1) ERA: 3.38	0.0		1	0	0	0	0	1	0	0	0	0	0	1	5	∞	∞										
Chad Bradford, R (7, 1) ERA: 2.63	1.2	W	7	0	0	0	1	0	0	1	0	0	0	18	31	0.00	0.000										
Keith Foulke, R (9, 1) ERA: 2.19	1.0	S	4	1	0	0	1	0	0	0	0	0	0	13	18	0.00	1.000										

Cleveland Indians @ Oakland Athletics
 Network Associates Coliseum, Oakland, CA
 Sat Apr 26 2003, 4:05 PM EDT
 Att. 36,346 - Cloudy - 58 F

livebaseballscorecards.com

AB	31
R	3
H	3
RBI	1
BB	5
SO	6
LOB	16



Batter	1	2	3	4	5	6	7	8	9	AB R H RBI BB SO LOB	TOP																								
Omar Vizquel, S (1, 6) OBP: 0.330, SLG: 0.412	2-1 G6-3		0-0 SH5-3		1-1 WP FC1-2 1B	2-3 K			1-1 P3	4 0 1 0 0 1 1	Cleveland Indians @ Oakland Athletics Network Associates Coliseum, Oakland, CA Sun Apr 27 2003, 4:05 PM EDT Att. 26,414 - Cloudy - 59 F																								
Jody Gerut, L (1, 8) OBP: 0.333, SLG: 0.333	0-1 L9		1-0 1B 1B		1-1 FC1-2 WP 1B	0-1 F7			2-1 1B	5 2 3 1 0 0 1																									
Shane Spencer, R (1, 9) OBP: 0.321, SLG: 0.397	4-2 BB		1-0 FC3-6 1B 1B		2-1 P3			1-0 E5 FC4-6	1-3 K	4 0 1 0 1 1 3																									
Karim Garcia, L (1, 10) OBP: 0.263, SLG: 0.431	0-0 G4-3		1-1 FC3-6 1B		4-0 BB FC1-2 IBB			0-0 FC4-6	0-3 K	4 0 1 1 1 1 3																									
Bill Selby, L (1, 5) OBP: 0.174, SLG: 0.095			0-2 FC3-6		1-1 FC1-2 BB			1-3 K		4 0 0 0 0 2 6																									
Matt Lawton, L (1, 7) OBP: 0.275, SLG: 0.244			1-0 G3		4-2 BB			3-2 G1-3		3 0 0 1 1 1 3																									
Josh Bard, S (1, 2) OBP: 0.309, SLG: 0.297					0-1 G3-1				1-2 G6-3	4 0 1 0 0 0 3																									
48 Travis Hafner, L (1, 3) OBP: 0.250, SLG: 0.372					2-3 K				3-3 K	3 0 0 0 1 2 1																									
Brandon Phillips, R (1, 4) OBP: 0.272, SLG: 0.351					1-2 G6-3				1-3 K	4 1 1 0 0 2 1																									
Inning Stats	R: 0 E: 0 K: 0 S: 8	H: 0 LOB: 1 BB: 1 P: 14	R: 0 E: 0 K: 2 S: 11	H: 1 LOB: 1 BB: 0 P: 15	R: 2 E: 0 K: 0 S: 10	H: 4 LOB: 2 BB: 0 P: 15	R: 0 E: 0 K: 1 S: 9	H: 0 LOB: 0 BB: 0 P: 12	R: 1 E: 0 K: 0 S: 14	H: 2 LOB: 3 BB: 2 P: 29	R: 0 E: 0 K: 2 S: 9	H: 0 LOB: 1 BB: 1 P: 15	R: 0 E: 1 K: 1 S: 8	H: 0 LOB: 1 BB: 0 P: 13	R: 0 E: 0 K: 2 S: 9	H: 0 LOB: 0 BB: 0 P: 14	R: 0 E: 0 K: 2 S: 12	H: 1 LOB: 1 BB: 0 P: 16	1B: 7 2B: 1 3B: 0 HR: 0	SF: 0 SAC: 1 DP: 0 HBP: 0	WP: 1 PB: 0 SB: 0 CS: 0	PA: 40													
PITCHER	IP WLS BF H R ER SO BB IBB HBP BLK WP HR S P ERA WHIP																																		
Tim Hudson, R (1, 1) ERA: 3.67	7.0	33	7	3	3	6	3	1	0	0	1	0	69	113	3.86	1.429																			
Ricardo Rincon, L (8, 1) ERA: 2.84	2.0	W	7	1	0	0	4	0	0	0	0	0	21	30	0.00	0.500																			

livebaseballscorecards.com

AB	35
R	3
H	8
RBI	3
BB	4
SO	10
LOB	22



Batter	1	2	3	4	5	6	7	8	9	AB	R	H	RBI	BB	SO	LOB	
Mark Ellis, R OBP: 0.358, SLG: 0.505 (1, 4)	1-1 P4			2-2 L7		1-2 BB 1B 1B		3-2 P4		4	1	1	0	0	0	0	
Scott Hatteberg, L OBP: 0.451, SLG: 0.500 (1, 3)	0-1 G5-3			1-2 G5-3 1B		2-2 1B BB 1B E		4-2 G6-4-3 BB		3	2	2	0	1	0	0	
Miguel Tejada, R OBP: 0.237, SLG: 0.298 (1, 6)	3-3 K			2-2 G5-3		4-0 E		1-0 G6-4-3		3	0	0	0	1	1	2	
Erubiel Durazo, L OBP: 0.439, SLG: 0.550 (1, 10)			1-3 K	3-1 2-H 1B		1-2 E1 G4-6-3 1B		2-2 2B 1B		4	1	3	2	0	1	0	
Ramon Hernandez, R OBP: 0.418, SLG: 0.557 (1, 2)			2-3 K		4-2 FC6-4 BB	1-2 G4-6-3		0-2 P5		3	0	0	0	1	1	3	
Eric Byrnes, R OBP: 0.314, SLG: 0.281 (1, 8)			1-3 K		0-1 P4		1-2 FC5-4 1B		0-1 L8		4	0	1	0	0	1	2
Terrence Long, L OBP: 0.337, SLG: 0.517 (1, 9)			1-3 K		0-1 P6		2-2 L6		2-2 2B		4	0	1	1	0	1	2
Ron Gant, R OBP: 0.136, SLG: 0.100 (1, 7)			1-1 F8		1-1 FC6-4		0-0 FC5-4				3	0	0	0	0	2	
Frank Menechino, R OBP: 0.214, SLG: 0.083 (1, 5)			2-1 P4		1-2 P4		1-0 P4				3	0	0	0	0	1	

Inning Stats	R: 0	H: 0	E: 0	K: 1	S: 7	R: 0	H: 0	E: 0	K: 3	S: 9	R: 0	H: 0	E: 0	K: 1	S: 7	R: 1	H: 2	E: 0	K: 0	S: 15	R: 0	H: 0	E: 0	K: 0	S: 9	R: 2	H: 3	E: 1	K: 0	S: 17	R: 0	H: 1	E: 0	K: 0	S: 9	R: 0	H: 0	E: 0	K: 0	S: 10	R: 1	H: 2	E: 0	K: 0	S: 12	1B: 7	2B: 1	3B: 0	HR: 0	SF: 0	SAC: 0	DP: 2	HBP: 0	WP: 0	PB: 0	SB: 0	CS: 0	PA: 34
PITCHER	IP	WLS	BF	H	R	ER	SO	BB	IBB	HBP	BLK	WP	HR	S	P	ERA	WHIP																																									
CC Sabathia, L (1, 1)	7.0		27	6	3	2	5	2	0	0	0	0	0	73	112	2.57	1.143																																									
David Riske, R (8, 1)	1.0		3	0	0	0	0	1	0	0	0	0	0	10	18	0.00	1.000																																									
Danys Baez, R (9, 1)	0.2	L	4	2	1	1	0	0	0	0	0	0	0	12	16	13.50	3.000																																									


BOTTOM

Cleveland Indians @ Oakland Athletics
 Network Associates Coliseum, Oakland, CA

Sun Apr 27 2003, 4:05 PM EDT
 Att: 26,414 - Cloudy - 59 F

livebaseballscorecards.com

AB	31
R	4
H	8
RBI	3
BB	3
SO	5
LOB	12



Batter	1	2	3	4	5	6	7	8	9	AB	R	H	RBI	BB	SO	LOB	TOP										
David Eckstein, R (1, 6) OBP: 0.345, SLG: 0.320 46 Gary Johnson, L (7, 7) OBP: 0.571, SLG: 0.667	2-1 G6-3	0-2 P4			0-2 BB 16 FC4-6 1B	0-2 F9	0-0 F8			5 0	1 0	1 0	1 0	0 0	0 0	3 0											
Adam Kennedy, L (1, 4) OBP: 0.390, SLG: 0.389	0-2 L4		2-2 G4-3		0-0 16 FC4-6 1B	2-2 FC6-4 HBP		3-2 F7		4	1	1	1	0	0	0											
Tim Salmon, R (1, 9) OBP: 0.404, SLG: 0.546 Eric Owens, R (7, 8) OBP: 0.265, SLG: 0.222	3-2 1B		3-2 16 HR 1B		4-2 16 FC4-6 BB	0-0 FC6-4		0-2 G6-3		3 1	2 0	2 0	0 0	1 0	0 0	2 0											
16 Garret Anderson, L (1, 7) OBP: 0.386, SLG: 0.589 Benji Gil, R (7, 6) OBP: 0.120, SLG: 0.083	1-3 K		0-1 1-H HR		0-0 FC4-6 1B		3-1 G4-3	1-1 G6-3		4 1	1 0	1 0	3 0	0 0	1 0	3 0											
Brad Fullmer, L (1, 3) OBP: 0.447, SLG: 0.600		2-1 1B E 2B	1-2 F7		0-0 1-2 3-H G6-4-3 1B		2-1 2B 3B		0-1 G3-1	5	2	3	1	0	0	0											
Troy Glaus, R (1, 10) OBP: 0.348, SLG: 0.475 Shawn Wooten, R (9, PH) OBP: 0.308, SLG: 0.351		3-2 E SF7 1B	1-3 K		1-2 G6-4-3		2-2 2B 2B		2-2 G6-3	4 1	2 0	2 0	1 0	0 0	1 0	2 0											
Scott Spiezio, S (1, 5) OBP: 0.306, SLG: 0.384		2-0 P3		0-0 F8		4-0 S 1B BB	0-2 2-H 1B 2B		0-0 F8	4	2	1	1	1	0	2											
Bengie Molina, R (1, 2) OBP: 0.264, SLG: 0.329 José Molina, R (9, 2)		1-2 FC5		0-1 G5-3		1-3 K	1-0 F8			4 0	0 0	0 0	0 0	0 0	1 0	3 0											
Jeff DaVanon, S (1, 8) OBP: 0.357, SLG: 0.692 (7, 9)		2-2 SF7		0-0 G4-3		1-2 2-H HBP 1B	1-2 2-H 1B			3	0	2	3	0	0	0											
Inning Stats	R: 0 E: 0 K: 1 S: 12	H: 1 LOB: 1 BB: 0 P: 18	R: 2 E: 1 K: 0 S: 16	H: 2 LOB: 1 BB: 0 P: 26	R: 2 E: 0 K: 1 S: 15	H: 2 LOB: 0 BB: 0 P: 22	R: 0 E: 0 K: 0 S: 4	H: 0 LOB: 0 BB: 0 P: 4	R: 2 E: 0 K: 0 S: 13	H: 3 LOB: 1 BB: 1 P: 18	R: 1 E: 0 K: 1 S: 17	H: 1 LOB: 2 BB: 1 P: 25	R: 3 E: 0 K: 0 S: 15	H: 4 LOB: 1 BB: 0 P: 24	R: 0 E: 0 K: 0 S: 11	H: 0 LOB: 0 BB: 0 P: 15	R: 0 E: 0 K: 0 S: 6	H: 0 LOB: 0 BB: 0 P: 8	1B: 8 2B: 3 3B: 1 HR: 1	SF: 1 SAC: 0 DP: 1 HBP: 1	WP: 0 PB: 0 SB: 1 CS: 0	PA: 43					
PITCHER	IP	WLS	BF	H	R	ER	SO	BB	IBB	HBP	BLK	WP	HR	S	P	ERA	WHIP										
Ricardo Rodriguez, R (1, 1) ERA: 3.32	5.0	L	24	8	6	4	2	1	0	0	0	0	1	60	88	7.20	1.800										
Aaron Myette, R (6, 1) ERA: 23.63	1.2		12	5	4	4	1	1	0	1	0	0	0	31	48	21.60	3.600										
Terry Mulholland, L (7, 1) ERA: 1.93	2.1		7	0	0	0	0	0	0	0	0	0	0	18	24	0.00	0.000										

Anaheim Angels @ Cleveland Indians
 Jacobs Field, Cleveland, OH
 Tue Apr 29 2003, 7:05 PM EDT
 Att. 16,667 - Cloudy - 55 F

livebaseballscorecards.com

AB 39
 R 10
 H 13
 RBI 9
 BB 2
 SO 3
 LOB 15




Batter	1	2	3	4	5	6	7	8	9	AB	R	H	RBI	BB	SO	LOB
Jody Gerut, L OBP: 0.308, SLG: 0.385 (1, 8)	0-2 G6-3		0-1 G4-3		0-0 2B			2-2 F8		4	0	1	0	0	0	0
Omar Vizquel, S OBP: 0.327, SLG: 0.406 (1, 6)	1-0 1B		1-1 G4-3		1-1 G6-3			2-0 F9		4	0	1	0	0	0	1
Karim Garcia, L OBP: 0.250, SLG: 0.408 (1, 9)	1-0 F8		1-0 G4-3			0-2 G1-3		0-0 F7		4	0	0	0	0	0	1
Ellis Burks, R OBP: 0.380, SLG: 0.483 (1, 10)	3-2 L3			0-0 HR		0-1 F7		4-2 G4-6-3 BB		3	1	1	1	1	0	1
Matt Lawton, L OBP: 0.284, SLG: 0.268 (1, 7)		1-0 F7		1-0 48 G4-6-3 1B		1-2 2B		1-0 F7		4	0	2	0	0	0	1
Josh Bard, S OBP: 0.294, SLG: 0.282 (1, 2)		2-1 F8		0-0 L8		0-0 F9		0-0 G4-6-3 1-2f		4	0	0	0	0	0	3
48 Travis Hafner, L OBP: 0.253, SLG: 0.363 (1, 3)		4-1 1B BB		2-2 G4-6-3 1-2f			0-1 G4-3			2	0	0	0	1	0	1
Casey Blake, R OBP: 0.282, SLG: 0.418 (1, 5)		2-1 1-3 1B			0-1 F9		0-1 G6-4-3 1B			3	0	2	0	0	0	0
Brandon Phillips, R OBP: 0.262, SLG: 0.338 (1, 4)		1-1 G5-3			1-2 G5-3		1-0 G6-4-3 1-2f			3	0	0	0	0	0	3

Inning Stats	R: 0	H: 1	E: 0	LOB: 1	K: 0	BB: 0	S: 10	P: 15	R: 0	H: 1	E: 0	LOB: 2	K: 0	BB: 1	S: 8	P: 18	R: 0	H: 0	E: 0	LOB: 0	K: 0	BB: 0	S: 5	P: 7	R: 1	H: 2	E: 0	LOB: 0	K: 0	BB: 0	S: 8	P: 11	R: 0	H: 1	E: 0	LOB: 1	K: 0	BB: 0	S: 8	P: 10	R: 0	H: 1	E: 0	LOB: 1	K: 0	BB: 0	S: 10	P: 11	R: 0	H: 1	E: 0	LOB: 0	K: 0	BB: 0	S: 5	P: 6	R: 0	H: 0	E: 0	LOB: 0	K: 0	BB: 0	S: 5	P: 9	R: 0	H: 0	E: 0	LOB: 0	K: 0	BB: 1	S: 7	P: 12	1B: 4	SF: 0	2B: 2	SAC: 0	3B: 0	DP: 3	HR: 1	HBP: 0	WP: 0	PA: 33
--------------	------	------	------	--------	------	-------	-------	-------	------	------	------	--------	------	-------	------	-------	------	------	------	--------	------	-------	------	------	------	------	------	--------	------	-------	------	-------	------	------	------	--------	------	-------	------	-------	------	------	------	--------	------	-------	-------	-------	------	------	------	--------	------	-------	------	------	------	------	------	--------	------	-------	------	------	------	------	------	--------	------	-------	------	-------	-------	-------	-------	--------	-------	-------	-------	--------	-------	--------

PITCHER	IP	WLS	BF	H	R	ER	SO	BB	IBB	HBP	BLK	WP	HR	S	P	ERA	WHIP
Ramon Ortiz, R ERA: 4.38 (1, 1)	9.0	W	33	7	1	1	0	2	0	0	0	0	1	66	99	1.00	1.000

Anaheim Angels @ Cleveland Indians
 Jacobs Field, Cleveland, OH
 Tue Apr 29 2003, 7:05 PM EDT
 Att: 16,667 - Cloudy - 55 F

AB	31
R	1
H	7
RBI	1
BB	2
SO	0
LOB	11



Batter	1	2	3	4	5	6	7	8	9	AB R H RBI BB SO LOB	TOP											
David Eckstein, R (1, 6) OBP: 0.347, SLG: 0.324	2-2 F8	1-1 1-3 1B		0-1 CS	1-2 L6		1-1 1B		2-0 G4-6-3	5 0 2 0 0 0 2												
Benji Gil, R (1, 4) OBP: 0.138, SLG: 0.074	1-2 G6-3	1-2 CS	4-2 16 G4-6-3 BB		1-0 G6-3		0-2 F9			3 0 0 0 1 0 1												
Tim Salmon, R (1, 9) OBP: 0.398, SLG: 0.545	2-2 2B		1-1 F8		1-1 P4		1-3 K			4 0 1 0 0 1 2												
Jeff DaVanon, S (8, 9) OBP: 0.357, SLG: 0.692										0 0 0 0 0 0 0												
16 Garret Anderson, L (1, 7) OBP: 0.373, SLG: 0.568	1-0 G4-3		0-1 G4-6-3			0-0 F7		1-0 G3		4 0 0 0 0 0 2												
Troy Glaus, R (1, 5) OBP: 0.366, SLG: 0.494		1-2 2B		2-1 G3 HR		2-1 G5-3		4-0 G4-6-3 BB		3 2 2 0 1 0 0												
Shawn Wooten, R (1, 3) OBP: 0.333, SLG: 0.400		3-0 G6-3 1B		2-1 G6-3		1-1 HR		0-1 G4-6-3		3 2 2 1 0 0 1												
Scott Spiezio, S (8, PH) OBP: 0.303, SLG: 0.379		1-H 2B						1-2f		1 0 0 0 0 0 1												
Brad Fullmer, L (1, 10) OBP: 0.449, SLG: 0.633		0-3 K		1-0 G3		3-0 HR			0-1 1B	4 1 2 2 0 1 2	AB 35 R 6 H 13 RBI 6 BB 2 SO 2 LOB 14											
Bengie Molina, R (1, 2) OBP: 0.275, SLG: 0.371		2-1 G6-3		2-1 HR		2-2 L8			2-2 G4-6-3 1B	4 1 2 2 0 0 1												
Eric Owens, R (1, 8) OBP: 0.283, SLG: 0.245		0-0 1B CS		0-1 CS			1-0 G2		0-1 F9	4 0 2 1 0 0 2												
Inning Stats	R: 0 E: 0 K: 0 S: 12	H: 1 LOB: 1 BB: 0 P: 18	R: 2 E: 0 K: 1 S: 17	H: 4 LOB: 1 BB: 0 P: 25	R: 0 E: 0 K: 0 S: 7	H: 0 LOB: 0 BB: 1 P: 12	R: 2 E: 0 K: 0 S: 10	H: 3 LOB: 0 BB: 0 P: 17	R: 0 E: 0 K: 0 S: 6	H: 0 LOB: 0 BB: 0 P: 9	R: 2 E: 0 K: 0 S: 9	H: 2 LOB: 0 BB: 0 P: 17	R: 0 E: 0 K: 1 S: 10	H: 1 LOB: 1 BB: 0 P: 13	R: 0 E: 0 K: 0 S: 3	H: 0 LOB: 0 BB: 1 P: 8	R: 0 E: 0 K: 0 S: 8	H: 2 LOB: 1 BB: 0 P: 12	1B: 8 2B: 3 3B: 0 HR: 2	SF: 0 SAC: 0 DP: 3 HBP: 0	WP: 0 PB: 0 SB: 0 CS: 2	PA: 39
PITCHER	IP WLS BF H R ER SO BB IBB HBP BLK WP HR S P ERA WHIP												PITCHER	IP WLS BF H R ER SO BB IBB HBP BLK WP HR S P ERA WHIP								
Brian Anderson, L (1, 1) ERA: 4.55	6.0 L 26 10 6 6 1 1 0 0 0 0 0 2 61 98 9.00 1.833																					
Jose Santiago, R (7, 1) ERA: 2.93	2.0 7 1 0 0 1 1 0 0 0 0 0 0 13 21 0.00 1.000																					
Danys Baez, R (9, 1) ERA: 5.54	1.0 4 2 0 0 0 0 0 0 0 0 0 0 8 12 0.00 2.000																					

Anaheim Angels @ Cleveland Indians
 Jacobs Field, Cleveland, OH
 Wed Apr 30 2003, 7:05 PM EDT
 Att. 15,761 - Cloudy - 68 F

livebaseballscorecards.com



Batter	1	2	3	4	5	6	7	8	9	AB R H RBI BB SO LOB
Omar Vizquel, S OBP: 0.333, SLG: 0.404 (1, 6) B C B F X	2-2 G4-3 ①		4-2 FC3-6 BB		1-2 F7 ②			0-2 HR 1B		3 1 1 0 1 0 1
Matt Lawton, L OBP: 0.283, SLG: 0.302 (1, 7) B X	1-0 P6 ②		1-1 FC3-6 1B 1-2f		3-2 G4-3 ③			0-0 HR 1-H		4 1 1 2 0 0 2
Ellis Burks, R OBP: 0.375, SLG: 0.473 (1, 10) X	0-0 P4 ③		2-0 G6-4-3 1B 1-2			2-2 G6-3 ①		2-1 P4 ②		4 0 1 0 0 0 0
Shane Spencer, R OBP: 0.306, SLG: 0.377 (1, 9) C B B B X		3-1 F9 ①	1-1 G6-4-3 ② ③ 1-2f			0-0 F8 ②		0-2 F9 ③		4 0 0 0 0 0 2
Casey Blake, R OBP: 0.284, SLG: 0.407 (1, 5) Bill Selby, L OBP: 0.167, SLG: 0.091 (9, PH)		1-2 2B HBP		0-0 G1-3 ①		1-1 L6 ③		1-2 G3 ①		2 0 0 0 0 0 0 1 0 0 0 0 0 0
Jody Gerut, L OBP: 0.294, SLG: 0.412 (1, 8) B X		1-0 2B		1-2 G4-3 ②		1-1 F8 ①		0-2 G4-3 ②		4 0 1 0 0 0 0
Josh Bard, S OBP: 0.281, SLG: 0.268 (1, 2) X		0-0 G5-3 ②		1-2 G4-3 ③		1-2 F7 ②		1-1 L9 ③		4 0 0 0 0 0 2
48 Travis Hafner, L OBP: 0.267, SLG: 0.378 (1, 3) B B C B F X		4-2 BB			3-2 2B		3-2 F7 ③			2 0 1 0 1 0 0
Brandon Phillips, R OBP: 0.253, SLG: 0.325 (1, 4) C B B B X		2-2 G4-3 ③			1-1 G1-3 ①			1-3 K ①		3 0 0 0 0 1 4

Inning Stats	R: 0	H: 0	LOB: 0	K: 0	S: 5	P: 8	R: 0	H: 1	LOB: 3	K: 0	S: 12	P: 23	R: 0	H: 1	LOB: 1	K: 0	S: 7	P: 15	R: 0	H: 0	LOB: 0	K: 0	S: 7	P: 9	R: 0	H: 1	LOB: 1	K: 0	S: 11	P: 19	R: 0	H: 0	LOB: 0	K: 0	S: 6	P: 9	R: 0	H: 0	LOB: 0	K: 0	S: 8	P: 13	R: 2	H: 2	LOB: 0	K: 1	S: 13	P: 16	R: 0	H: 0	LOB: 0	K: 0	S: 8	P: 10	1B: 2	SF: 0	2B: 2	SAC: 0	3B: 0	DP: 1	HR: 1	HBP: 1	WP: 0	PA: 34
--------------	------	------	--------	------	------	------	------	------	--------	------	-------	-------	------	------	--------	------	------	-------	------	------	--------	------	------	------	------	------	--------	------	-------	-------	------	------	--------	------	------	------	------	------	--------	------	------	-------	------	------	--------	------	-------	-------	------	------	--------	------	------	-------	-------	-------	-------	--------	-------	-------	-------	--------	-------	--------

PITCHER	IP	WLS	BF	H	R	ER	SO	BB	IBB	HBP	BLK	WP	HR	S	P	ERA	WHIP
Jarrod Washburn, L ERA: 4.29 (1, 1)	8.0	W	31	5	2	2	1	2	0	1	0	0	1	69	112	2.25	0.875
Brendan Donnelly, R ERA: (9, 1)	1.0		3	0	0	0	0	0	0	0	0	0	0	8	10	0.00	0.000

BOTTOM

Anaheim Angels @ Cleveland Indians
Jacobs Field, Cleveland, OH

Wed Apr 30 2003, 7:05 PM EDT
Att: 15,761 - Cloudy - 68 F

livebaseballscorecards.com

AB	31
R	2
H	5
RBI	2
BB	2
SO	1
LOB	11



Batter	1	2	3	4	5	6	7	8	9	AB R H RBI BB SO LOB	TOP																
Carl Everett, S (1, 7) OBP: 0.390, SLG: 0.734	0-3 K		1-3 E3 BLK WP FC3		0-1 WP 1-H 2B		2-3 K		3-3 K 1-2	5 1 1 1 0 3 2																	
9 Hank Blalock, L (1, 5) OBP: 0.416, SLG: 0.591	3-1 F7		1-2 FC3 WP BLK WP		1-3 K		0-3 K			4 1 0 1 0 2 2																	
Alex Rodriguez, R (1, 6) OBP: 0.424, SLG: 0.661	1-1 HR		1-3 H		1-3 K 2-3			2-0 G6-3		4 1 1 1 0 2 3																	
Rafael Palmeiro, L (1, 3) OBP: 0.392, SLG: 0.545	1-2 G4-3		4-0 WP 1B BB		1-1 G4-3			3-1 P5		3 0 0 0 1 0 1																	
Juan Gonzalez, R (1, 9) OBP: 0.341, SLG: 0.617		1-3 K	1-0 1B		3-2 2B			4-2 BB		3 0 2 0 1 1 0																	
Ruben Sierra, S (1, 10) OBP: 0.347, SLG: 0.433		1-3 K2-3		4-0 BB L1-3		0-3 K		1-3 K		3 0 0 0 1 3 2																	
Ryan Christenson, R (1, 8) OBP: 0.314, SLG: 0.288 Mike Lamb, L (9, PH) OBP: 0.200, SLG: 0.222		3-2 P4		2-2 L1-3 1-1		1-2 F7		1-0 P5		3 0 0 0 0 0 2 1 0 0 0 0 0 0																	
Einar Diaz, R (1, 2) OBP: 0.282, SLG: 0.333			1-3 K2-3	1-0 G5-3		0-0 F7		2-1 F7		4 0 0 0 0 1 1																	
10 Michael Young, R (1, 4) OBP: 0.348, SLG: 0.443			4-0 E 9 FC3 BB		3-2 2B 1B		1-1 G3		2-2 PB 1B	3 2 2 0 1 0 0																	
Inning Stats	R: 1 E: 0 K: 1 S: 11	H: 1 LOB: 0 BB: 0 P: 16	R: 0 E: 0 K: 2 S: 11	H: 0 LOB: 0 BB: 0 P: 16	R: 3 E: 1 K: 2 S: 18	H: 1 LOB: 2 BB: 2 P: 32	R: 0 E: 0 K: 0 S: 5	H: 0 LOB: 0 BB: 1 P: 12	R: 1 E: 0 K: 1 S: 13	H: 2 LOB: 1 BB: 0 P: 19	R: 0 E: 0 K: 1 S: 11	H: 1 LOB: 1 BB: 0 P: 15	R: 0 E: 0 K: 2 S: 8	H: 0 LOB: 0 BB: 0 P: 11	R: 0 E: 0 K: 1 S: 10	H: 0 LOB: 1 BB: 1 P: 20	R: 0 E: 0 K: 1 S: 9	H: 1 LOB: 1 BB: 0 P: 17	1B: 3 2B: 3 3B: 0 HR: 1	SF: 0 SAC: 0 DP: 1 HBP: 0	WP: 3 PB: 1 SB: 0 CS: 0	PA: 37					
PITCHER	IP WLS BF H R ER SO BB IBB HBP BLK WP HR S P ERA WHIP																										
Jason Davis, R (1, 1) ERA: 6.39	4.0		19	4	5	2	5	3	0	0	1	2	1	50	84	4.50	1.750										
Billy Traber, L (5, 1) ERA: 3.31	3.2		12	1	0	0	5	0	0	0	0	1	0	30	45	0.00	0.273										
Dave Elder, R (8, 1) ERA:	0.1	W	2	0	0	0	1	1	0	0	0	0	0	7	12	0.00	3.000										
Danys Baez, R (9, 1) ERA: 5.14	1.0	S	4	1	0	0	1	0	0	0	0	0	0	9	17	0.00	1.000										

Texas Rangers @ Cleveland Indians
Jacobs Field, Cleveland, OH
 Fri May 02 2003, 7:05 PM EDT
 Att. 19,823 - Cloudy - 51 F

livebaseballscorecards.com

AB	33
R	5
H	6
RBI	3
BB	4
SO	12
LOB	13




Batter	1	2	3	4	5	6	7	8	9
Matt Lawton, L (1, 7) OBP: 0.291, SLG: 0.311	3-2 G4-3		0-1 F9			2-2 BB 2B 1B		3-1 BB 2B 1B	
Omar Vizquel, S (1, 6) OBP: 0.339, SLG: 0.396	3-2 G6-3			0-3 K		4-1 SAFE 1-2 2B BB		4-2 SAFE 1-2 2B BB	
Ellis Burks, R (1, 10) OBP: 0.380, SLG: 0.495	3-3 K			0-0 G6-3		0-0 G4-3 1-H 2-H 2B		0-0 WP 1-H 2-H 2B	
Karim Garcia, L (1, 9) OBP: 0.239, SLG: 0.388		1-3 K		1-3 K		1-1 G4-3 2-3		3-3 K	
Josh Bard, S (1, 2) OBP: 0.280, SLG: 0.259		2-3 K			0-0 G3-1	1-0 F8		4-2 BB 2-3 BB	
Jody Gerut, L (1, 8) OBP: 0.333, SLG: 0.550		1-0 HR			1-0 G1-3		1-0 G4-3	4-2 1-2 BB	
48 Travis Hafner, L (1, 3) OBP: 0.266, SLG: 0.407 Casey Blake, R (9, 3) OBP: 0.284, SLG: 0.407		1-1 G3-1			1-0 HR		2-1 G4-3	2-2 F7	
Bill Selby, L (1, 5) OBP: 0.148, SLG: 0.080 John McDonald, R (9, 5) OBP: 0.333, SLG: 0.323			2-2 G1-3		3-2 G3-1		2-0 G1		
Brandon Phillips, R (1, 4) OBP: 0.244, SLG: 0.314			3-3 K			0-0 F8		0-3 K	

AB	R	H	RBI	BB	SO	LOB
4	2	2	0	0	0	0
2	2	0	0	2	1	0
4	0	2	4	0	1	0
4	0	0	0	0	3	2
3	0	0	0	1	1	1
3	1	1	1	1	0	0
4	1	1	1	0	0	3
0	0	0	0	0	0	0
3	0	0	0	0	0	0
0	0	0	0	0	0	0
3	0	0	0	0	2	0

TEXAS RANGERS @ CLEVELAND INDIANS
JACOBS FIELD, CLEVELAND, OH
 Fri May 02 2003, 7:05 PM EDT
 Att: 19,823 - Cloudy - 51 F

AB	30
R	6
H	6
RBI	6
BB	4
SO	8
LOB	6



Inning	1	2	3	4	5	6	7	8	9
R	0	1	0	0	1	2	0	2	0
H	0	1	0	0	1	2	0	2	0
E	0	0	0	0	0	0	0	0	0
K	1	2	1	2	0	0	0	2	0
S	13	9	10	8	6	9	4	19	39
LOB	0	0	0	0	0	1	0	3	0
BB	0	0	0	0	0	1	0	3	0
P	22	14	15	9	11	17	9	39	

PITCHER	IP	WLS	BF	H	R	ER	SO	BB	IBB	HBP	BLK	WP	HR	S	P	ERA	WHIP
53 Joaquin Benoit, R (1, 1) ERA: 6.75	5.1		20	3	4	4	6	1	0	0	0	0	2	51	82	6.75	0.750
56 Rosman Garcia, R (6, 1) ERA: 9.0	0.0		1	1	0	0	0	0	0	0	0	0	0	1	1	∞	∞
Aaron Fultz, L (6, 1) ERA: 2.04	1.2	H	5	0	0	0	0	0	0	0	0	0	0	7	14	0.00	0.000
Francisco Cordero, R (8, 1) ERA: 3.12	0.1	L	3	1	2	2	1	1	0	0	0	0	0	8	15	54.00	6.000
Ugueth Urbina, R (8, 1) ERA: 2.19	0.2	B	5	1	0	0	1	2	0	0	0	1	0	11	24	0.00	4.500

1B	2B	3B	HR	SF	SAC	DP	HBP	WP	HR	S	P	ERA	WHIP
2	2	0	2	0	0	0	0	1	0	0	0	6.75	0.750
0	0	0	0	0	0	0	0	0	0	0	0	0.00	0.000
0	0	0	0	0	0	0	0	0	0	0	0	0.00	4.500
1	0	0	0	0	0	0	0	0	0	0	0	0.00	0.000

Batter	1	2	3	4	5	6	7	8	9	AB R H RBI BB SO LOB	TOP											
10 Michael Young, R OBP: 0.359, SLG: 0.445 (1, 4)	F7	1B			G6-4-3		2B BB		1B	4 1 2 1 1 0 1												
9 Hank Blalock, L OBP: 0.415, SLG: 0.577 (1, 5)	G6-4-3 BB	F8			G4-3		2B 1B		F9	4 1 1 0 1 0 2												
Alex Rodriguez, R OBP: 0.426, SLG: 0.664 (1, 6)	G6-4-3				F8		2B 1B			4 0 2 2 0 0 1												
Rafael Palmeiro, L OBP: 0.395, SLG: 0.549 (1, 3)		3B 2B			G5-4-3 HBP		P3		G3	3 1 1 0 0 0 2												
Juan Gonzalez, R OBP: 0.331, SLG: 0.597 (1, 10)		K			G5-4-3		K		K	4 0 0 0 0 3 3												
Carl Everett, S OBP: 0.394, SLG: 0.755 (1, 9)		1B 3B			F8		2B		F7	4 1 2 1 0 0 0												
Mike Lamb, L OBP: 0.250, SLG: 0.200 (1, 7)		S			K		G5-3		G6-3	1 1 0 0 1 1 0												
Ruben Sierra, S OBP: 0.338, SLG: 0.420 (6, PH)		1B BB								2 0 0 0 0 0 2												
Donnie Sadler, R (8, 7)										0 0 0 0 0 0 0												
Einar Diaz, R OBP: 0.280, SLG: 0.329 (1, 2)		F8			G5-3		G6-3		CS 1B	4 0 1 0 0 0 2												
Ryan Christenson, R OBP: 0.324, SLG: 0.302 (1, 8)		10 1B					G5-3		K	4 1 2 2 0 1 1												
Inning Stats	R: 0 E: 0 K: 0 S: 7	H: 0 LOB: 0 BB: 1 P: 14	R: 4 E: 0 K: 1 S: 16	H: 4 LOB: 1 BB: 1 P: 29	R: 0 E: 0 K: 0 S: 4	H: 0 LOB: 0 BB: 0 P: 7	R: 0 E: 0 K: 1 S: 8	H: 0 LOB: 0 BB: 0 P: 9	R: 0 E: 0 K: 0 S: 6	H: 1 LOB: 0 BB: 0 P: 8	R: 0 E: 0 K: 1 S: 17	H: 2 LOB: 2 BB: 0 P: 26	R: 2 E: 0 K: 0 S: 12	H: 2 LOB: 1 BB: 1 P: 20	R: 0 E: 0 K: 1 S: 11	H: 0 LOB: 0 BB: 0 P: 17	R: 0 E: 0 K: 1 S: 9	H: 2 LOB: 1 BB: 0 P: 12	1B: 7 2B: 3 3B: 1 HR: 0	SF: 0 SAC: 0 DP: 3 HBP: 1	WP: 0 PB: 0 SB: 1 CS: 1	PA: 38
PITCHER	IP	WLS	BF	H	R	ER	SO	BB	IBB	HBP	BLK	WP	HR	S	P	ERA	WHIP					
37 Jake Westbrook, R ERA: 3.07 (1, 1)	5.2		24	7	4	4	3	2	0	1	0	0	0	54	88	6.35	1.588					
53 Carl Sadler, L ERA: 2.45 (6, 1)	0.1	H	1	0	0	0	0	0	0	0	0	0	0	4	5	0.00	0.000					
Jose Santiago, R ERA: 3.94 (7, 1)	0.2	L	5	2	2	2	0	1	0	0	0	0	0	11	18	27.00	4.500					
David Riske, R ERA: 4.5 (7, 1)	2.1		8	2	0	0	2	0	0	0	0	0	0	21	31	0.00	0.857					

Texas Rangers @ Cleveland Indians
 Jacobs Field, Cleveland, OH
 Sat May 03 2003, 1:05 PM EDT
 Att. 23,030 - Sunny - 51 F

livebaseballscorecards.com

AB	34
R	6
H	11
RBI	6
BB	3
SO	5
LOB	14



Batter	1	2	3	4	5	6	7	8	9	AB R H RBI BB SO LOB
Matt Lawton, L OBP: 0.315, SLG: 0.355 (1, 7)	4-0 1B BB G4-3	2-1 1-H HR		3-0 3-H 1B			4-2 F8 E BB		3-3 K	3 2 2 3 2 1 0
Omar Vizquel, S OBP: 0.333, SLG: 0.382 (1, 6)	4-0 G4-3 1B 1-2 BB	1-1 G5-3		0-0 F9			2-1 E5 G5-4-3 1-2		2-2 P3	4 0 0 0 1 0 2
Ellis Burks, R OBP: 0.363, SLG: 0.470 (1, 10)	3-2 F9		1-2 P4				3-2 F8 2-3		0-3 K	5 0 0 0 0 2 4
Shane Spencer, R OBP: 0.303, SLG: 0.370 (1, 9)	0-1 G4-3 1-2 2-3 1B		1-3 K				0-0 G1-3		0-0 G5-4-3 1-2f	4 0 1 0 0 1 2
Jody Gerut, L OBP: 0.320, SLG: 0.500 (1, 8)	1-2 G4-3 1-2 2-3 3-H 2-3		1-0 G4-3				2-0 CS 1B		1-0 G3-1	4 0 1 1 0 0 2
Casey Blake, R OBP: 0.293, SLG: 0.405 (1, 5) (9, 3)	K			0-0 FC4-6 1B		0-2 CS 1-2	1-0 G5-3		4-2 1B BB	3 0 1 0 1 1 2
48 Travis Hafner, L OBP: 0.258, SLG: 0.393 (1, 3)		2-2 F8		2-0 F7			1-0 G3		2-3 K	3 0 0 0 0 0 1
Brandon Phillips, R OBP: 0.244, SLG: 0.314 (8, PH)										0 0 0 0 0 0 0
Bill Selby, L OBP: 0.143, SLG: 0.077 (8, PH) (9, 5)										1 0 0 0 0 1 1
Tim Laker, R OBP: 0.381, SLG: 0.333 (1, 2)		1-1 E6 HR		1-1 FC4-6 3B			0-0 FC5-4 1B		1-0 1B	3 2 1 0 0 0 1
Josh Bard, S OBP: 0.287, SLG: 0.267 (8, PH) (9, 2)				1-2f 3B					1-2 1B	1 0 1 0 0 0 0
John McDonald, R OBP: 0.324, SLG: 0.371 (1, 4)		0-0 L6		1-1 1B 3B			0-0 FC5-4 1-2f		1-3 K	4 1 1 1 0 1 4

Inning Stats	R: 1	H: 1	E: 0	LOB: 2	K: 1	BB: 2	S: 16	R: 2	H: 1	E: 1	LOB: 0	K: 0	BB: 0	S: 11	R: 0	H: 0	E: 0	LOB: 0	K: 1	BB: 0	S: 9	R: 2	H: 3	E: 0	LOB: 1	K: 0	BB: 0	S: 8	R: 0	H: 1	E: 0	LOB: 0	K: 1	BB: 0	S: 7	R: 0	H: 1	E: 0	LOB: 1	K: 0	BB: 0	S: 4	R: 0	H: 0	E: 1	LOB: 1	K: 0	BB: 1	S: 12	R: 0	H: 1	E: 0	LOB: 2	K: 2	BB: 1	S: 10	R: 0	H: 0	E: 0	LOB: 0	K: 2	BB: 0	S: 14	1B: 6	2B: 0	3B: 1	HR: 1	SF: 0	SAC: 0	DP: 1	HBP: 0	WP: 0	PB: 0	SB: 1	CS: 1	PA: 40
--------------	------	------	------	--------	------	-------	-------	------	------	------	--------	------	-------	-------	------	------	------	--------	------	-------	------	------	------	------	--------	------	-------	------	------	------	------	--------	------	-------	------	------	------	------	--------	------	-------	------	------	------	------	--------	------	-------	-------	------	------	------	--------	------	-------	-------	------	------	------	--------	------	-------	-------	-------	-------	-------	-------	-------	--------	-------	--------	-------	-------	-------	-------	--------

PITCHER	IP	WLS	BF	H	R	ER	SO	BB	IBB	HBP	BLK	WP	HR	S	P	ERA	WHIP
Todd Van Poppel, R ERA: 6.75 (1, 1)	4.0		20	5	5	3	2	2	0	0	0	0	1	44	74	6.75	1.750
Jay Powell, R ERA: 10.8 (5, 1)	2.0	W	7	2	0	0	1	0	0	0	0	0	0	11	16	0.00	1.000
R.A. Dickey, R ERA: 2.64 (7, 1)	1.0	H	4	0	0	0	0	1	0	0	0	0	0	12	21	0.00	1.000
Brian Shouse, L ERA: 1.08 (8, 1)	0.1	H	2	0	0	0	0	1	0	0	0	0	0	3	8	0.00	3.000
Francisco Cordero, R ERA: 3.0 (8, 1)	0.2	H	3	1	0	0	2	0	0	0	0	0	0	7	11	0.00	1.500

TEXAS RANGERS @ CLEVELAND INDIANS
JACOBS FIELD, CLEVELAND, OH
 Sat May 03 2003, 1:05 PM EDT
 Att. 23,030 - Sunny - 51 F

AB	35
R	5
H	8
RBI	5
BB	4
SO	7
LOB	19



PITCHER	IP	WLS	BF	H	R	ER	SO	BB	IBB	HBP	BLK	WP	HR	S	P	ERA	WHIP
Ugueth Urbina, R ERA: 2.03 (9, 1)	1.0		3	0	0	0	2	0	0	0	0	0	0	14	19	0.00	0.000

Batter	1	2	3	4	5	6	7	8	9	AB R H RBI BB SO LOB	TOP											
10 Michael Young, R (1, 4) OBP: 0.347, SLG: 0.430	2-3 K		0-2 F9			1-1 E6 1B		3-2 L9		4 1 0 0 0 1 1	Texas Rangers @ Cleveland Indians Jacobs Field, Cleveland, OH Sun May 04 2003, 1:05 PM EDT Att. 20,866 - Sunny - 54 F											
Carl Everett, S (1, 9) OBP: 0.398, SLG: 0.743	4-2 BB		1-3 K			1-1 FC6-4 2-H 1B		1-3 K		3 0 1 1 1 2 1												
Alex Rodriguez, R (1, 6) OBP: 0.429, SLG: 0.664	1-1 F9				3-2 FC6-5 2B	0-1 FC6-4 G5-4-3 1-2f			4-0 S BB	3 0 1 0 1 0 2												
Juan Gonzalez, R (1, 10) OBP: 0.321, SLG: 0.577	0-1 F8				3-2 P4	0-1 G5-4-3 1-2f			2-3 K	4 0 0 0 0 1 4												
Ruben Sierra, S (1, 7) OBP: 0.333, SLG: 0.411		1-0 FC4-6 1B			0-0 FC6-5 2-3				1-0 G1-3 1-2	4 0 1 0 0 0 2												
Ryan Christenson, R (1, 8) OBP: 0.325, SLG: 0.292 Rafael Palmeiro, L (9, PH) OBP: 0.392, SLG: 0.544		2-1 FC4-6 23 CS 1-2f			1-1 P3				1-2 23 1B BB	2 0 0 0 1 0 2 1 0 0 0 0 0 1												
23 Mark Teixeira, S (1, 3) OBP: 0.289, SLG: 0.343		2-3 K 1-2			0-2 P2				0-2 G6-4-3 1-2 1B	3 0 1 0 0 1 1												
Einar Diaz, R (1, 2) OBP: 0.269, SLG: 0.315			0-1 F8		2-2 F9				2-1 G6-4-3 1-2f	3 0 0 0 0 0 2												
Donnie Sadler, R (1, 5)			4-0 S BB		1-2 G6-3				0-3 K	2 0 0 0 1 1 0												
Inning Stats	R: 0 E: 0 K: 1 S: 11	H: 0 LOB: 1 BB: 1 P: 18	R: 0 E: 0 K: 1 S: 6	H: 1 LOB: 0 BB: 0 P: 11	R: 0 E: 0 K: 1 S: 11	H: 0 LOB: 1 BB: 1 P: 16	R: 0 E: 0 K: 0 S: 9	H: 1 LOB: 1 BB: 0 P: 16	R: 0 E: 0 K: 0 S: 11	H: 0 LOB: 0 BB: 0 P: 14		R: 1 E: 1 K: 0 S: 8	H: 1 LOB: 0 BB: 0 P: 10	R: 0 E: 0 K: 0 S: 8	H: 1 LOB: 1 BB: 1 P: 14	R: 0 E: 0 K: 2 S: 12	H: 0 LOB: 0 BB: 0 P: 16	R: 0 E: 0 K: 1 S: 7	H: 0 LOB: 1 BB: 1 P: 15	1B: 3 2B: 1 3B: 0 HR: 0	SF: 0 SAC: 0 DP: 2 HBP: 0	WP: 0 PB: 0 SB: 2 CS: 1
PITCHER	IP WLS BF H R ER SO BB IBB HBP BLK WP HR S P ERA WHIP																					
CC Sabathia, L (1, 1) ERA: 3.13	8.0 W 29 4 1 0 5 3 0 0 0 0 0 0 76 115 0.00 0.875																					
Danys Baez, R (9, 1) ERA: 4.8	1.0 S 4 0 0 0 1 1 0 0 0 0 0 0 7 15 0.00 1.000																					

livebaseballscorecards.com

AB	29
R	1
H	4
RBI	1
BB	4
SO	6
LOB	16



Batter	1	2	3	4	5	6	7	8	9	AB	R	H	RBI	BB	SO	LOB
--------	---	---	---	---	---	---	---	---	---	----	---	---	-----	----	----	-----

Matt Lawton, L (1, 7) <small>OBP: 0.313, SLG: 0.344</small> Jody Gerut, L (8, 8) <small>OBP: 0.320, SLG: 0.500</small>	2-1 			4-2 	2-3 		0-1 			3	1	0	0	1	1	0
Omar Vizquel, S (1, 6) <small>OBP: 0.331, SLG: 0.377</small>	3-2 			1-0 	0-1 			1-0 		4	1	1	0	0	0	0
Ellis Burks, R (1, 10) <small>OBP: 0.368, SLG: 0.471</small>	3-2 			0-1 		0-2 		3-2 		4	1	2	1	0	0	0
Karim Garcia, L (1, 8) <small>OBP: 0.239, SLG: 0.381</small> (8, 9)		0-0 		0-1 		0-2 		1-1 		4	0	1	1	0	0	1
Shane Spencer, R (1, 9) <small>OBP: 0.283, SLG: 0.357</small> (8, 7)		2-3 		1-2 		0-1 				3	0	0	0	0	1	3
Josh Bard, S (1, 2) <small>OBP: 0.299, SLG: 0.273</small>		2-0 		4-2 		0-1 				2	0	1	0	1	0	0
Bill Selby, L (1, 5) <small>OBP: 0.129, SLG: 0.071</small> John McDonald, R (7, 5) <small>OBP: 0.324, SLG: 0.371</small>			0-0 	3-1 		0-2 				2	0	0	1	0	0	2
Casey Blake, R (1, 3) <small>OBP: 0.284, SLG: 0.391</small>			2-1 	0-1 			0-3 			3	0	0	0	0	1	2
Brandon Phillips, R (1, 4) <small>OBP: 0.237, SLG: 0.303</small>			1-1 		1-1 		1-3 			3	0	0	0	0	1	0

Inning Stats	R: 0 H: 0 E: 0 LOB: 0 K: 0 BB: 0 S: 10 P: 18	R: 0 H: 0 E: 0 LOB: 0 K: 1 BB: 0 S: 5 P: 9	R: 0 H: 0 E: 0 LOB: 0 K: 0 BB: 0 S: 5 P: 8	R: 3 H: 3 E: 0 LOB: 2 K: 0 BB: 2 S: 15 P: 27	R: 0 H: 0 E: 0 LOB: 0 K: 1 BB: 0 S: 7 P: 10	R: 0 H: 2 E: 0 LOB: 2 K: 0 BB: 0 S: 14 P: 14	R: 0 H: 0 E: 0 LOB: 0 K: 2 BB: 0 S: 9 P: 10	R: 0 H: 0 E: 0 LOB: 0 K: 0 BB: 0 S: 6 P: 11
--------------	---	---	---	---	--	---	--	--

PITCHER	IP	WLS	BF	H	R	ER	SO	BB	IBB	HBP	BLK	WP	HR	S	P	ERA	WHIP
John Thomson, R (1, 1) <small>ERA: 4.61</small>	8.0	L	31	5	3	3	4	2	0	0	0	0	0	71	107	3.38	0.875

BOTTOM

Texas Rangers @ Cleveland Indians Jacobs Field, Cleveland, OH Sun May 04 2003, 1:05 PM EDT Att. 20,866 - Sunny - 54 F

AB 28 R 3 H 5 RBI 3 BB 2 SO 4 LOB 8
--



WP: 0 PA: 31 PB: 0 SB: 0 CS: 0

Batter	1	2	3	4	5	6	7	8	9	AB R H RBI BB SO LOB	TOP									
Matt Lawton, L (1, 7) OBP: 0.302, SLG: 0.330	2-2 F8		1-3 K			0-0 F8		0-1 F7		4 0 0 0 0 1 1										
Omar Vizquel, S (1, 6) OBP: 0.336, SLG: 0.376	2-2 P6			4-0 FC4-6 BB		1-2 F9		1-1 S 1B		3 0 1 0 1 0 1										
Ellis Burks, R (1, 10) OBP: 0.372, SLG: 0.495	1-1 HR			0-0 P4		4-0 IBB		1-3 K 1-2		3 1 1 1 1 1 2										
Karim Garcia, L (1, 9) OBP: 0.229, SLG: 0.364	1-3 K			2-3 K		0-0 G6-3		0-1 F8		4 0 0 0 0 2 3										
Shane Spencer, R (1, 3) OBP: 0.292, SLG: 0.352		1-2 F8		0-0 FC4-6 1-2f		0-0 P4		1-1 WP 1B 1B		4 0 1 0 0 0 1										
Josh Bard, S (1, 2) OBP: 0.307, SLG: 0.283		1-1 G6-3		0-0 F9		0-0 FC3-6 1B		1-0 WP 1B 1B		4 0 2 0 0 0 0										
Jody Gerut, L (1, 8) OBP: 0.276, SLG: 0.429		1-1 G4-3		2-2 G1-3		1-0 FC3-6 1-2f		3-3 K 1-2 2-3		4 0 0 0 0 1 3										
Casey Blake, R (1, 5) OBP: 0.273, SLG: 0.374			0-0 F9		0-1 F8	3-1 P4		1-0 L4		4 0 0 0 0 0 3										
Brandon Phillips, R (1, 4) OBP: 0.240, SLG: 0.315			1-2 G3			0-0 2B		0-2 P2		3 0 1 0 0 0 0										
Inning Stats	R: 1 E: 0 K: 1 S: 12	H: 1 LOB: 0 BB: 0 P: 18	R: 0 E: 0 K: 0 S: 7	H: 0 LOB: 0 BB: 0 P: 10	R: 0 E: 0 K: 1 S: 6	H: 0 LOB: 1 BB: 1 P: 12	R: 0 E: 0 K: 0 S: 6	H: 0 LOB: 0 BB: 0 P: 8	R: 0 E: 0 K: 0 S: 7	H: 1 LOB: 2 BB: 1 P: 12	R: 0 E: 0 K: 0 S: 5	H: 1 LOB: 1 BB: 0 P: 9	R: 0 E: 0 K: 1 S: 10	H: 1 LOB: 1 BB: 0 P: 12	R: 0 E: 0 K: 1 S: 9	H: 2 LOB: 2 BB: 0 P: 15	1B: 4 2B: 1 3B: 0 HR: 1	SF: 0 SAC: 0 DP: 0 HBP: 0	WP: 1 PB: 0 SB: 1 CS: 0	PA: 35
PITCHER Jarrod Washburn, L (1, 1) ERA: 3.71	IP: 9.0 WLS: W BF: 35 H: 6 R: 1 ER: 1 SO: 5 BB: 1 IBB: 1 HBP: 0 BLK: 0 WP: 1 HR: 1 S: 70 P: 106 ERA: 1.00 WHIP: 0.778																			

Cleveland Indians @ Anaheim Angels
Edison International Field, Anaheim, CA

Tue May 06 2003, 10:05 PM EDT
Att. 25,043 - Sunny - 61 F

livebaseballscorecards.com

AB 33
R 1
H 6
RBI 1
BB 2
SO 5
LOB 14



Batter	1	2	3	4	5	6	7	8	9	AB	R	H	RBI	BB	SO	LOB	BOTTOM			
David Eckstein, R OBP: 0.336, SLG: 0.341 (1, 6)	2-2 G6-3 ①		1-2 G4-3 PB 1B ②		0-1 G4-3 ③		0-1 G5-3 ③			4	0	1	0	0	0	0	Cleveland Indians @ Anaheim Angels Edison International Field, Anaheim, CA Tue May 06 2003, 10:05 PM EDT Att: 25,043 - Sunny - 61 F			
Adam Kennedy, L OBP: 0.340, SLG: 0.417 (1, 4)	0-2 F8 ②		3-2 G4-3 1-3 ②			0-0 G3 ①		2-0 HR ①		4	1	1	1	0	0	1				
Tim Salmon, R OBP: 0.388, SLG: 0.530 Eric Owens, R OBP: 0.283, SLG: 0.236 (1, 9) (9, 9)	4-2 16 HR BB ①		1-0 G1-3 ③			1-1 G5-3 ②		1-1 F8 ①		3	1	0	0	1	0	1				
16 Garret Anderson, L OBP: 0.368, SLG: 0.587 (1, 7)	2-2 1-H HR ①			2-1 F9 ①		2-2 G5-3 ③		1-0 F9 ②		4	1	1	2	0	0	0				
Troy Glaus, R OBP: 0.370, SLG: 0.452 (1, 5)	2-1 P5 ③			2-1 G5-3 ②			4-2 HR G5-3 BB ①	3-3 K ③		3	1	0	0	1	1	0				
Brad Fullmer, L OBP: 0.438, SLG: 0.600 (1, 10)		2-2 G4-3 1B ①		4-2 BB ②			2-2 G5-3 1-2 ①			2	0	1	0	1	0	1				
Scott Spiezio, S OBP: 0.282, SLG: 0.340 (1, 3)		1-0 G4-3 1-2f ① ②		0-3 SAFE SAFE K ③			4-0 HR IBB ①			2	1	0	0	1	1	2				
Bengie Molina, R OBP: 0.287, SLG: 0.392 (1, 2)		1-0 G5-3 ③			0-1 G6-3 ①		2-2 HR 1-H 2-H ①			3	1	1	3	0	0	0				
Jeff DaVanon, S OBP: 0.240, SLG: 0.391 (1, 8)			1-2 G3 ①		0-1 G1-3 ②		1-0 L5 ②			3	0	0	0	0	0	0				
Inning Stats	R: 2 E: 0 K: 0 S: 13	H: 1 LOB: 0 BB: 1 P: 23	R: 0 E: 0 K: 0 S: 6	H: 1 LOB: 0 BB: 0 P: 10	R: 0 E: 0 K: 0 S: 11	H: 1 LOB: 1 BB: 0 P: 17	R: 0 E: 0 K: 1 S: 9	H: 0 LOB: 1 BB: 1 P: 17	R: 0 E: 0 K: 0 S: 6	H: 0 LOB: 0 BB: 0 P: 6	R: 0 E: 0 K: 0 S: 6	H: 0 LOB: 0 BB: 0 P: 9	R: 3 E: 0 K: 0 S: 14	H: 1 LOB: 0 BB: 2 P: 27	R: 1 E: 0 K: 1 S: 7	H: 1 LOB: 0 BB: 0 P: 14		1B: 2 2B: 0 3B: 0 HR: 3	SF: 0 SAC: 0 DP: 1 HBP: 0	WP: 0 PB: 1 SB: 0 CS: 0
PITCHER	IP WLS BF H R ER SO BB IBB HBP BLK WP HR S P ERA WHIP	IP WLS BF H R ER SO BB IBB HBP BLK WP HR S P ERA WHIP																		
Ricardo Rodriguez, R ERA: 3.86 Jason Boyd, R ERA: 5.4	(1, 1) 6.1 L 26 4 5 5 1 3 1 0 0 0 0 2 62 105 7.11 1.105	(7, 1) 1.2 6 1 1 1 1 1 0 0 0 0 0 1 10 18 5.40 0.600																		

livebaseballscorecards.com

AB	28
R	6
H	5
RBI	6
BB	4
SO	2
LOB	5



Batter	1	2	3	4	5	6	7	8	9	AB R H RBI BB SO LOB	TOP																									
Matt Lawton, L (1, 7) OBP: 0.306, SLG: 0.343	2-0 F7		2-2 2B	2-0 F9		1-0 CS 1B		2-1 F8		5 1 2 0 0 0 3																										
Omar Vizquel, S (1, 6) OBP: 0.338, SLG: 0.385	3-3 K		0-1 HR 2B		3-2 FC5-4 1B	2-1 F7		1-2 F8		5 1 2 1 0 1 1																										
Ellis Burks, R (1, 10) OBP: 0.373, SLG: 0.500	0-0 1B 2B		1-1 P3		0-0 FC5-4 48 1B 1B		1-3 K	1-0 1B		5 1 2 0 0 1 2																										
Karim Garcia, L (1, 8) OBP: 0.238, SLG: 0.366	3-2 2-H 1B		3-3 K		0-0 48 1B 1B		1-3 K	2-3 K		5 0 2 1 0 3 2																										
Shane Spencer, R (1, 9) OBP: 0.287, SLG: 0.376	0-1 F9		0-0 2-H HR		1-3 K		1-1 G5-3	2-2 F9		5 1 1 2 0 1 4																										
48 Travis Hafner, L (1, 3) OBP: 0.267, SLG: 0.398		2-2 F9	0-1 1B		1-1 1-2 2-3 1B		0-3 K			4 0 2 0 0 1 0																										
Josh Bard, S (1, 2) OBP: 0.314, SLG: 0.302		0-1 G5-3 1B	0-3 K		0-0 G3		2-2 1B 2B			4 0 2 0 0 1 4																										
Casey Blake, R (8, PR) OBP: 0.273, SLG: 0.374										0 0 0 0 0 0 0																										
Tim Laker, R (8, 2) OBP: 0.381, SLG: 0.333										0 0 0 0 0 0 0																										
John McDonald, R (1, 5) OBP: 0.341, SLG: 0.462		2-1 G5-3		2-1 F8		2-0 HR		0-0 1B		4 1 2 1 0 0 1																										
Brandon Phillips, R (1, 4) OBP: 0.232, SLG: 0.305		1-3 K		0-0 F9		1-3 K		0-2 P5		3 0 0 0 0 2 1																										
Bill Selby, L (8, PH) OBP: 0.125, SLG: 0.069										1 0 0 0 0 0 3																										
Inning Stats	R: 1 E: 0 K: 1 S: 10	H: 2 LOB: 1 BB: 0 P: 18	R: 0 E: 0 K: 1 S: 12	H: 1 LOB: 1 BB: 0 P: 17	R: 3 E: 0 K: 2 S: 18	H: 4 LOB: 1 BB: 0 P: 24	R: 0 E: 0 K: 0 S: 4	H: 0 LOB: 0 BB: 0 P: 8	R: 0 E: 0 K: 1 S: 12	H: 3 LOB: 3 BB: 0 P: 17	R: 1 E: 0 K: 1 S: 8	H: 2 LOB: 0 BB: 0 P: 14	R: 0 E: 0 K: 2 S: 9	H: 0 LOB: 0 BB: 0 P: 12	R: 0 E: 0 K: 1 S: 12	H: 2 LOB: 3 BB: 0 P: 16	R: 0 E: 0 K: 1 S: 10	H: 1 LOB: 1 BB: 0 P: 16	1B: 9 2B: 4 3B: 0 HR: 2	SF: 0 SAC: 0 DP: 0 HBP: 0	WP: 0 PA: 41 PB: 0 SB: 0 CS: 1															
PITCHER	IP WLS BF H R ER SO BB IBB HBP BLK WP HR S P ERA WHIP																																			
41 John Lackey, R (1, 1) ERA: 7.38	5.1		28	12	5	5	6	0	0	0	0	0	2	62	94	8.44	2.250																			
Scott Schoeneweis, L (6, 1) ERA: 6.35	0.2		1	0	0	0	0	0	0	0	0	0	0	2	4	0.00	0.000																			
62 Scot Shields, R (7, 1) ERA: 1.2	1.0	W	3	0	0	0	2	0	0	0	0	0	0	9	12	0.00	0.000																			
Brendan Donnelly, R (8, 1) ERA:	1.0	H	5	2	0	0	1	0	0	0	0	0	0	12	16	0.00	2.000																			
Troy Percival, R (9, 1) ERA: 2.7	1.0	S	4	1	0	0	1	0	0	0	0	0	0	10	16	0.00	1.000																			

Cleveland Indians @ Anaheim Angels
Edison International Field, Anaheim, CA

Wed May 07 2003, 10:05 PM EDT
Att. 24,063 - Cloudy - 61 F

livebaseballscorecards.com

AB 41
R 5
H 15
RBI 5
BB 0
SO 10
LOB 21



Batter	1	2	3	4	5	6	7	8	9
David Eckstein, R OBP: 0.338, SLG: 0.352 (1, 6)	F7		G1-3					F9	
Eric Owens, R OBP: 0.274, SLG: 0.228 Jeff DaVanon, S OBP: 0.259, SLG: 0.440 (7, PH) (8, 8)	G5-3		E6					G5-3	
Tim Salmon, R OBP: 0.398, SLG: 0.542 (1, 9)			F7						
16 Garret Anderson, L OBP: 0.365, SLG: 0.577 (1, 7)	K								
Troy Glaus, R OBP: 0.384, SLG: 0.515 (1, 5)									
Shawn Wooten, R OBP: 0.308, SLG: 0.367 Scott Spiezio, S OBP: 0.279, SLG: 0.337 (7, PH) (8, 3)									
Bengie Molina, R OBP: 0.276, SLG: 0.376 (1, 2)									
Brad Fullmer, L OBP: 0.430, SLG: 0.584 (1, 10)									
Benji Gil, R OBP: 0.171, SLG: 0.121 Adam Kennedy, L OBP: 0.345, SLG: 0.420 (7, PH) (8, 4)									

Inning Stats	R: 0 E: 0 K: 10 S: 10	H: 1 LOB: 1 BB: 0 P: 13	R: 1 E: 0 K: 0 S: 7	H: 1 LOB: 0 BB: 0 P: 13	R: 0 E: 1 K: 0 S: 7	H: 0 LOB: 1 BB: 0 P: 9	R: 0 E: 0 K: 0 S: 13	H: 1 LOB: 1 BB: 0 P: 22	R: 1 E: 1 K: 0 S: 12	H: 3 LOB: 2 BB: 1 P: 18	R: 1 E: 0 K: 0 S: 7	H: 1 LOB: 0 BB: 0 P: 7	R: 3 E: 0 K: 1 S: 25	H: 5 LOB: 2 BB: 0 P: 34	R: 0 E: 0 K: 0 S: 12	H: 1 LOB: 1 BB: 0 P: 16
--------------	--------------------------------	----------------------------------	------------------------------	----------------------------------	------------------------------	---------------------------------	-------------------------------	----------------------------------	-------------------------------	----------------------------------	------------------------------	---------------------------------	-------------------------------	----------------------------------	-------------------------------	----------------------------------

PITCHER	IP	WLS	BF	H	R	ER	SO	BB	IBB	HBP	BLK	WP	HR	S	P	ERA	WHIP	
Brian Anderson, L ERA: 4.54 (1, 1)	6.0		26	7	3	3	1	0	0	0	0	0	1	0	15	21	81.00	9.000
Dave Elder, R ERA: 40.5 (7, 1)	0.1	L	4	3	3	3	1	0	0	0	0	0	0	0	2	2	∞	∞
53 Carl Sadler, L ERA: 2.45 (7, 1)	0.0		1	1	0	0	0	0	0	0	0	0	0	0	20	27	0.00	1.200
David Riske, R ERA: 4.02 (7, 1)	1.2		7	2	0	0	0	0	0	0	0	0	0	0	20	27	0.00	1.200

BOTTOM

AB	R	H	RBI	BB	SO	LOB
5	1	2	0	0	0	1
2	0	0	0	0	0	0
2	1	1	1	0	0	1
3	1	2	1	1	0	1
4	0	1	0	0	1	4
4	2	3	2	0	0	0
2	0	1	1	0	0	0
1	0	0	0	0	0	2
4	0	0	0	0	0	3
4	1	1	0	0	0	0
2	0	1	1	0	0	0
2	0	1	0	0	1	0

AB 35
R 6
H 13
RBI 6
BB 1
SO 2
LOB 12



WP	HR	S	P	ERA	WHIP
1	1	16	16	4.02	1.200
1	0	0	0	4.54	9.000
0	0	0	0	40.5	∞
0	0	0	0	2.45	∞

Cleveland Indians @ Anaheim Angels
Edison International Field, Anaheim, CA
Wed May 07 2003, 10:05 PM EDT
Att. 24,063 - Cloudy - 61 F

livebaseballscorecards.com

Batter	1	2	3	4	5	6	7	8	9	AB R H RBI BB SO LOB	TOP									
Matt Lawton, L (1, 7) OBP: 0.304, SLG: 0.349	2-0 G6-3 2B	1-2 G4-3			1-0 L3		1-1 F8			4 0 1 0 0 0 3										
Omar Vizquel, S (1, 6) OBP: 0.336, SLG: 0.376	4-2 G6-3 BB		1-1 P5		1-2 G3		1-0 G4-6-3 1-2f			3 0 0 0 1 0 1										
Milton Bradley, S (1, 8) OBP: 0.436, SLG: 0.598	1-0 G6-3 1-2f 2-3		4-0 48 G1-3 BB		4-1 S BB		0-3 K			2 0 0 0 2 1 2										
Ellis Burks, R (1, 10) OBP: 0.377, SLG: 0.491	3-2 G5-3		4-1 SAFE 48 G1-3 BB		4-0 1-2 BB		2-1 P6			2 0 0 0 2 0 1										
48 Travis Hafner, L (1, 3) OBP: 0.267, SLG: 0.385		1-1 BB 1B HBP	1-2 G1-3		0-0 F7		1-3 K			3 1 0 0 0 1 4										
Josh Bard, S (1, 2) OBP: 0.312, SLG: 0.293		4-0 SAFE 1B 1-2 BB	1-3 K		0-3 K		1-1 G4-3			3 0 0 0 1 2 2										
Jody Gerut, L (1, 9) OBP: 0.242, SLG: 0.375		1-3 K		3-2 F9		1-1 G3-1		3-2 F7		4 0 0 0 0 1 2										
John McDonald, R (1, 5) OBP: 0.341, SLG: 0.452		0-0 1B		3-2 F8		0-0 G4-3		1-1 G5-3		3 0 1 1 0 0 0 1 0 0 0 0 0 0										
Bill Selby, L (9, PH) OBP: 0.121, SLG: 0.067		1-3 2-H 1B		0-0 F8																
Brandon Phillips, R (1, 4) OBP: 0.235, SLG: 0.306		0-1 P3		0-0 F8			0-0 G4-6-3 1B			3 0 1 0 0 0 2										
Inning Stats	R: 0 E: 0 K: 0 S: 8	H: 1 LOB: 1 BB: 1 P: 18	R: 1 E: 0 K: 1 S: 10	H: 1 LOB: 2 BB: 1 P: 17	R: 0 E: 0 K: 1 S: 9	H: 0 LOB: 2 BB: 2 P: 20	R: 0 E: 0 K: 0 S: 11	H: 0 LOB: 0 BB: 0 P: 17	R: 0 E: 0 K: 1 S: 8	H: 0 LOB: 0 BB: 0 P: 9	R: 0 E: 0 K: 0 S: 4	H: 1 LOB: 0 BB: 0 P: 6	R: 0 E: 0 K: 2 S: 9	H: 0 LOB: 0 BB: 0 P: 12	R: 0 E: 0 K: 0 S: 7	H: 0 LOB: 0 BB: 0 P: 12	1B: 2 2B: 1 3B: 0 HR: 0	SF: 0 SAC: 0 DP: 2 HBP: 1	WP: 0 PB: 0 SB: 1 CS: 0	PA: 35
PITCHER	IP WLS BF H R ER SO BB IBB HBP BLK WP HR S P ERA WHIP																			
Kevin Appier, R (1, 1) ERA: 6.17	5.0 W 23 2 1 1 2 6 0 1 0 0 0 44 88 1.80 1.600																			
Francisco Rodriguez, R (6, 1) ERA: 4.76	2.0 6 1 0 0 1 0 0 0 0 0 0 12 15 0.00 0.500																			
Mickey Callaway, R (8, 1) ERA: 5.55	1.0 3 0 0 0 2 0 0 0 0 0 0 9 12 0.00 0.000																			
Ben Weber, R (9, 1) ERA: 3.06	1.0 3 0 0 0 0 0 0 0 0 0 0 7 12 0.00 0.000																			

Cleveland Indians @ Anaheim Angels
Edison International Field, Anaheim, CA

Thu May 08 2003, 10:05 PM EDT
Att. 27,957 - Cloudy - 63 F

livebaseballscorecards.com

AB	28
R	1
H	3
RBI	1
BB	6
SO	5
LOB	17



Batter	1	2	3	4	5	6	7	8	9
David Eckstein, R OBP: 0.342, SLG: 0.359 Gary Johnson, L OBP: 0.444, SLG: 0.500 (1, 6) (8, PH) (9, 7)	1-1 F8	2-2 G6-3			1-1 1B HR HBP	0-2 G3 16 2B		1-3 K	
Adam Kennedy, L OBP: 0.367, SLG: 0.426 (1, 4)	1-0 1B 16 1B		2-1 G1-3 16 G4-3 1B		4-2 1B 16 HR BB	1-2 G3		2-3 K	
Tim Salmon, R OBP: 0.401, SLG: 0.541 Eric Owens, R OBP: 0.274, SLG: 0.228 (1, 9) (9, 9)	1-0 16 1B		3-2 G1-3		3-2 16 HR 1B	3-2 F7			
16 Garret Anderson, L OBP: 0.376, SLG: 0.612 Benji Gil, R OBP: 0.171, SLG: 0.121 (1, 7) (9, 6)	1-0 BB 1B		2-1 G4-3		2-0 HR	1-1 2B			
Troy Glaus, R OBP: 0.371, SLG: 0.495 (1, 5)	1-3 K		3-H 1-2 P6		3-2 G6-3	3-H 2-2 P2			
Brad Fullmer, L OBP: 0.433, SLG: 0.571 (1, 10)	4-1 1-2 BB			1-2 F9	4-1 WP 1B BB		2-2 P3		
Scott Spiezio, S OBP: 0.270, SLG: 0.324 (1, 3)	1-0 F7			0-0 F7	0-3 K		1-1 L8		
Bengie Molina, R OBP: 0.284, SLG: 0.381 (1, 2)		2-3 K		2-0 1B	0-2 WP 1B		1-1 F7		
Jeff DaVanon, S OBP: 0.226, SLG: 0.379 (1, 8)		1-2 G3-1		2-2 F9	1-2 G4-3		3-3 K		

AB	R	H	RBI	BB	SO	LOB
3	2	1	0	0	0	0
1	0	0	0	0	1	0
4	3	2	0	1	1	1
4	1	2	0	0	0	2
0	0	0	0	0	0	0
4	1	3	7	0	0	0
0	0	0	0	0	0	0
4	0	0	0	0	1	3
2	0	0	0	2	0	0
4	0	0	0	0	1	4
4	0	2	0	0	1	0
4	0	0	0	0	1	3

AB	R	H	RBI	BB	SO	LOB
34	7	10	7	3	6	13

Inning Stats	R	H	E	K	S	LOB	BB	P
1	1	3	0	10	20	3	0	1
2	0	0	0	11	16	0	0	0
3	1	1	0	14	22	0	0	1
4	0	1	0	8	13	1	0	0
5	4	3	0	21	39	2	2	3
6	1	2	0	14	21	1	0	0
7	0	0	0	7	11	0	0	0
8	0	0	0	12	18	0	0	0
9	0	0	0	12	18	0	0	0

PITCHER	IP	WLS	BF	H	R	ER	SO	BB	IBB	HBP	BLK	WP	HR	S	P	ERA	WHIP
Jason Davis, R ERA: 7.2	4.0	L	22	7	6	6	2	2	0	1	1	0	1	51	89	13.50	2.250
Billy Traber, L ERA: 3.5	1.2		9	3	1	1	1	1	0	0	0	1	0	24	37	5.40	2.400
Jason Boyd, R ERA: 3.0	1.1		4	0	0	0	0	0	0	0	0	0	0	10	16	0.00	0.000
Danys Baez, R ERA: 4.5	1.0		3	0	0	0	3	0	0	0	0	0	0	12	18	0.00	0.000

Cleveland Indians @ Anaheim Angels
Edison International Field, Anaheim, CA
Thu May 08 2003, 10:05 PM EDT
Att. 27,957 - Cloudy - 63 F

WP: 1 PA: 38
PB: 0
SB: 0
CS: 0



Batter	1	2	3	4	5	6	7	8	9	AB R H RBI BB SO LOB	TOP		
Matt Lawton, L (1, 7) OBP: 0.308, SLG: 0.386	0-1 G6-3	2-3 K	2-3 K			3-1 HR		2-1 2B		5 1 2 2 0 2 3	Cleveland Indians @ Texas Rangers The Ballpark at Arlington, Arlington, TX Fri May 09 2003, 8:05 PM EDT Att. 25,106 - Cloudy - 84 F		
Omar Vizquel, S (1, 6) OBP: 0.352, SLG: 0.400	1-2 1B 2B		0-1 FC5-4 1B	0-0 FC4-6 1B		1-2 CS 1B		1-0 G3-1		5 2 4 0 0 0 0			
Milton Bradley, S (1, 8) OBP: 0.444, SLG: 0.593	3-1 G6-4-3 1B		1-0 FC5-4 1B	1-0 FC4-6		3-3 K		4-2 BB		4 0 2 1 1 1 2			
Ellis Burks, R (1, 10) OBP: 0.368, SLG: 0.479 Bill Selby, L (6, PH) OBP: 0.114, SLG: 0.063	0-0 G6-4-3		1-0 FC5-4 1B	0-3 K		2-2 G4-3		0-3 K		3 1 0 0 0 1 4 2 0 0 0 0 1 1			
Shane Spencer, R (1, 9) OBP: 0.283, SLG: 0.367		3-2 G6-3	1-0 48 1B	2-3 K		3-3 K		2-1 L8		5 1 1 1 0 2 1			
48 Travis Hafner, L (1, 3) OBP: 0.290, SLG: 0.392 John McDonald, R (3, 5) OBP: 0.340, SLG: 0.467		1-2 2B HBP	2-2 2B 1B		1-1 1B 2B		0-0 E5 FC6-4		0-3 K	1 2 1 1 0 0 0 3 0 1 0 0 1 0			
Tim Laker, R (1, 2) OBP: 0.346, SLG: 0.348		0-0 P5	1-2 FC5 2B		2-3 K		1-3 K		1-2 G4-3	5 0 1 2 0 2 3			
Casey Blake, R (1, 5) OBP: 0.291, SLG: 0.394		3-2 2B 2B	4-1 FC5 BB		0-0 2B 1B		0-2 FC6-4			3 1 2 1 1 0 1			
Brandon Phillips, R (1, 4) OBP: 0.245, SLG: 0.333		1-0 2B	0-0 FC5		2-1 G6-3			2-0 2B 2B		4 1 2 1 0 0 3			
Inning Stats	R: 1 H: 2 E: 0 LOB: 0 K: 0 BB: 0 S: 8 P: 12	R: 2 H: 2 E: 0 LOB: 1 K: 1 BB: 0 S: 15 P: 25	R: 4 H: 5 E: 0 LOB: 2 K: 1 BB: 1 S: 16 P: 28	R: 0 H: 1 E: 0 LOB: 1 K: 2 BB: 0 S: 8 P: 11	R: 0 H: 2 E: 0 LOB: 1 K: 1 BB: 0 S: 8 P: 13	R: 1 H: 2 E: 0 LOB: 0 K: 1 BB: 0 S: 13 P: 22	R: 0 H: 0 E: 1 LOB: 1 K: 2 BB: 0 S: 11 P: 15	R: 1 H: 2 E: 0 LOB: 1 K: 1 BB: 1 S: 12 P: 21	R: 0 H: 0 E: 0 LOB: 0 K: 1 BB: 0 S: 8 P: 11	1B: 8 SF: 0 2B: 8 SAC: 0 3B: 0 DP: 2 HR: 1 HBP: 1		WP: 0 PA: 43 PB: 0 SB: 1 CS: 1	
PITCHER	IP WLS BF H R ER SO BB IBB HBP BLK WP HR S P ERA WHIP											PITCHER	IP WLS BF H R ER SO BB IBB HBP BLK WP HR S P ERA WHIP
John Thomson, R (1, 1) ERA: 5.82	2.1 L 15 8 7 7 1 0 0 1 0 0 0 0 31 50 27.00 3.429												
R.A. Dickey, R (3, 1) ERA: 2.6	3.2 16 6 1 1 5 1 0 0 0 0 1 37 61 2.46 1.909												
Esteban Yan, R (7, 1) ERA: 7.06	3.0 12 2 1 1 4 1 0 0 0 0 0 31 47 3.00 1.000												

livebaseballscorecards.com

AB	40
R	9
H	16
RBI	9
BB	2
SO	10
LOB	18



Batter	1	2	3	4	5	6	7	8	9	AB	R	H	RBI	BB	SO	LOB
Carl Everett, S (1, 7) OBP: 0.408, SLG: 0.735 23 Mark Teixeira, S (9, PH) OBP: 0.299, SLG: 0.368	1-2 HBP		0-1 L9		3-2 G3		4-2 BB		4-2 9 1B BB	2	1	0	0	1	0	1
9 Hank Blalock, L (1, 5) OBP: 0.419, SLG: 0.588	0-1 FC6-4 1B		0-1 BB 1B		3-1 G6-3		1-3 K2-3		0-1 DI 1B 2B 1B	5	1	3	1	0	1	2
Alex Rodriguez, R (1, 6) OBP: 0.417, SLG: 0.642 Donnie Sadler, R (9, 6) OBP: 0.286, SLG: 0.167	0-1 FC6-4 FC5-4 1-2f 2-3		2-0 BB 1B		2-3 K		4-1 BB BB		2-2 1-2 2B 1B	3	0	1	0	1	1	2
Rafael Palmeiro, L (1, 3) OBP: 0.383, SLG: 0.543	0-0 SF8		4-2 G6-4-3 BB		0-0 FC6-4 1B		4-2 BB BB		3-2 1-H 2-H 2B	2	0	2	3	2	0	0
Juan Gonzalez, R (1, 9) OBP: 0.315, SLG: 0.580	2-2 FC5-4 1-2f		1-1 G6-4-3		1-0 FC6-4 G4-6-3 1-2f		1-3 K		3-3 K	5	0	0	0	0	2	8
Mike Lamb, L (1, 10) OBP: 0.150, SLG: 0.111		2-2 F7		2-0 G4-3		1-2 G4-6-3 1-2f		2-1 F5		4	0	0	0	0	0	3
Ryan Christenson, R (1, 8) OBP: 0.291, SLG: 0.257		2-1 G5-3		1-1 G6-3		1-3 K		2-0 P6		4	0	0	0	0	1	2
Einar Diaz, R (1, 2) OBP: 0.297, SLG: 0.333 15 Gerald Laird, R (9, 2) OBP: 1.000, SLG: 1.500		1-1 1B		2-1 G6-3		1-2 G6-3		1-1 10 G6-3 1B		3	0	1	0	0	0	0
10 Michael Young, R (1, 4) OBP: 0.360, SLG: 0.469		0-1 G4-3		2-1 9 WP 9 G3 G6-3 1B		2-1 BB 1B		0-0 G6-3 1-2f		4	1	2	0	0	0	2

Inning Stats	R: 1	H: 1	R: 0	H: 1	R: 0	H: 0	R: 1	H: 1	R: 0	H: 1	R: 0	H: 0	R: 0	H: 1	R: 0	H: 0	R: 3	H: 4	1B: 10	SF: 1	WP: 1	PA: 41
	E: 0	LOB: 1	E: 0	LOB: 1	E: 0	LOB: 0	E: 0	LOB: 0	E: 0	LOB: 0	E: 0	LOB: 0	E: 0	LOB: 2	E: 0	LOB: 2	E: 0	LOB: 1	2B: 1	SAC: 0	PB: 0	
	K: 0	BB: 0	K: 0	BB: 0	K: 0	BB: 0	K: 1	BB: 0	K: 2	BB: 1	K: 1	BB: 2	K: 1	BB: 1	K: 1	BB: 1	K: 1	BB: 1	3B: 0	DP: 3	SB: 0	
	S: 10	P: 13	S: 9	P: 14	S: 5	P: 10	S: 11	P: 21	S: 6	P: 8	S: 13	P: 22	S: 19	P: 32	S: 22	P: 35	S: 19	P: 35	HR: 0	HBP: 1	CS: 0	

PITCHER	IP	WLS	BF	H	R	ER	SO	BB	IBB	HBP	BLK	WP	HR	S	P	ERA	WHIP
37 Jake Westbrook, R (1, 1) ERA: 3.0	6.2	W	27	7	2	2	2	1	0	0	0	1	0	58	94	2.70	1.200
53 Carl Sadler, L (7, 1) ERA: 2.35	0.1		2	0	0	0	1	1	0	0	0	0	0	5	10	0.00	3.000
Dave Elder, R (8, 1) ERA: 40.5	0.0		2	0	0	0	0	2	0	0	0	0	0	8	16	∞	∞
David Riske, R (8, 1) ERA: 3.78	1.0		3	0	0	0	1	0	0	0	0	0	0	11	16	0.00	0.000
Terry Mulholland, L (9, 1) ERA: 3.6	1.0		7	4	3	3	1	1	0	0	0	0	0	22	35	27.00	5.000

BOTTOM

Cleveland Indians @ Texas Rangers
 The Ballpark at Arlington, Arlington, TX

Fri May 09 2003, 8:05 PM EDT
 Att. 25,106 - Cloudy - 84 F

AB	34
R	5
H	11
RBI	5
BB	5
SO	5
LOB	20

PITCHER	IP	WLS	BF	H	R	ER	SO	BB	IBB	HBP	BLK	WP	HR	S	P	ERA	WHIP
37 Jake Westbrook, R (1, 1) ERA: 3.0	6.2	W	27	7	2	2	2	1	0	0	0	1	0	58	94	2.70	1.200
53 Carl Sadler, L (7, 1) ERA: 2.35	0.1		2	0	0	0	1	1	0	0	0	0	0	5	10	0.00	3.000
Dave Elder, R (8, 1) ERA: 40.5	0.0		2	0	0	0	0	2	0	0	0	0	0	8	16	∞	∞
David Riske, R (8, 1) ERA: 3.78	1.0		3	0	0	0	1	0	0	0	0	0	0	11	16	0.00	0.000
Terry Mulholland, L (9, 1) ERA: 3.6	1.0		7	4	3	3	1	1	0	0	0	0	0	22	35	27.00	5.000

Batter	1	2	3	4	5	6	7	8	9	AB R H RBI BB SO LOB	TOP																
Matt Lawton, L (1, 7) <small>OBP: 0.299, SLG: 0.373</small> John McDonald, R (8, 5) <small>OBP: 0.333, SLG: 0.457</small>	3-1 		0-2 	2-0 		2-2 			1-0 	4 1 0 0 0 0 4 1 0 0 0 0 0 0																	
Omar Vizquel, S (1, 6) <small>OBP: 0.353, SLG: 0.407</small>	0-3 		1-2 	1-2 			2-2 		0-1 	5 0 2 2 0 1 0																	
Milton Bradley, S (1, 8) <small>OBP: 0.433, SLG: 0.567</small>	1-0 		4-2 	0-0 			1-0 		2-3 	4 0 0 0 1 1 1																	
Ellis Burks, R (1, 10) <small>OBP: 0.358, SLG: 0.463</small>		1-0 	0-1 	1-3 			2-2 			4 0 0 0 0 1 4																	
Shane Spencer, R (1, 3) <small>OBP: 0.300, SLG: 0.376</small> (8, 7)		1-2 		4-2 	2-3 			1-2 		3 1 2 0 1 1 0																	
Jody Gerut, L (1, 9) <small>OBP: 0.243, SLG: 0.389</small>	2-0 		1-0 	1-3 	2-3 			2-2 		4 1 1 0 0 1 2																	
Josh Bard, S (1, 2) <small>OBP: 0.310, SLG: 0.291</small>	2-3 		1-1 	2-3 	0-0 			1-2 		4 2 1 1 0 1 2																	
Casey Blake, R (1, 5) <small>OBP: 0.299, SLG: 0.408</small> (8, 3)			3-2 	2-3 		3-2 		3-2 		4 0 2 1 0 1 2																	
Brandon Phillips, R (1, 4) <small>OBP: 0.255, SLG: 0.349</small>			2-2 	0-0 		0-0 		3-3 		4 1 2 1 0 1 2																	
Inning Stats	R: 0 H: 0 E: 0 LOB: 0 K: 1 BB: 0 S: 6 P: 10	R: 0 H: 1 E: 0 LOB: 1 K: 1 BB: 0 S: 8 P: 14	R: 1 H: 2 E: 0 LOB: 2 K: 0 BB: 1 S: 16 P: 26	R: 4 H: 4 E: 1 LOB: 2 K: 2 BB: 1 S: 18 P: 30	R: 0 H: 0 E: 0 LOB: 0 K: 2 BB: 0 S: 10 P: 14	R: 0 H: 1 E: 0 LOB: 0 K: 0 BB: 0 S: 7 P: 12	R: 0 H: 0 E: 0 LOB: 0 K: 0 BB: 0 S: 7 P: 12	R: 1 H: 2 E: 0 LOB: 1 K: 1 BB: 0 S: 17 P: 27	R: 0 H: 0 E: 0 LOB: 0 K: 1 BB: 0 S: 7 P: 10	1B: 6 SF: 0 2B: 4 SAC: 0 3B: 0 DP: 1 HR: 0 HBP: 0	WP: 0 PA: 39 PB: 0 SB: 0 CS: 0																
PITCHER											PITCHER																
Alan Benes, R (1, 1) <small>ERA: 4.63</small> Todd Van Poppel, R (4, 1) <small>ERA: 4.32</small> Brian Shouse, L (6, 1) <small>ERA: 1.42</small> Jay Powell, R (8, 1) <small>ERA: 11.57</small> Francisco Cordero, R (9, 1) <small>ERA: 2.66</small>	IP	WLS	BF	H	R	ER	SO	BB	IBB	HBP	BLK	WP	HR	S	P	ERA	WHIP										
	3.1	L	18	6	5	4	3	2	0	0	1	0	0	40	68	10.80	2.400										

Cleveland Indians @ Texas Rangers
 The Ballpark at Arlington, Arlington, TX

Sat May 10 2003, 8:05 PM EDT
 Att. 43,484 - Overcast - 82 F

livebaseballscorecards.com

AB	37
R	6
H	10
RBI	5
BB	2
SO	8
LOB	17



Batter	1	2	3	4	5	6	7	8	9	AB	R	H	RBI	BB	SO	LOB
Carl Everett, S (1, 7) OBP: 0.415, SLG: 0.724	4-2 2B BB	0-1 F7			0-1 10 2B 1B		0-1 P4		4-2 10 FC3-6 BB	3	2	1	0	2	0	2
10 Michael Young, R (1, 4) OBP: 0.355, SLG: 0.466	0-2 L6		1-3 K		1-0 1B 2B		3-2 G5-3		0-1 FC3-6 1-2f	5	0	1	1	0	1	2
Alex Rodriguez, R (1, 6) OBP: 0.416, SLG: 0.641	3-1 1-H 2B		3-1 L9		3-1 2-3 1B			2-3 K	0-0 F9	5	0	2	1	0	1	1
Juan Gonzalez, R (1, 9) OBP: 0.320, SLG: 0.582	0-1 P3		4-0 BB		0-0 P6			1-2 2B 2B		3	1	1	0	1	0	3
Herbert Perry, R (1, 3) OBP: 0.250, SLG: 0.500 Donnie Sadler, R (8, PR) OBP: 0.286, SLG: 0.167 (9, 5)	1-2 L7		1-0 P3		1-1 F9			1-0 23 1B 2B 2-H		4	0	1	1	0	0	4
Rafael Palmeiro, L (1, 10) OBP: 0.379, SLG: 0.529		1-1 F8		0-2 L4		0-0 G3		4-1 23 1B BB		3	0	0	0	1	0	0
23 Mark Teixeira, S (1, 5) OBP: 0.308, SLG: 0.375 (9, 3)		0-0 BB 1B		0-0 L5		2-2 P2		2-1 G4-3 1B 1-2 2-H		4	0	2	1	0	0	0
Einar Diaz, R (1, 2) OBP: 0.298, SLG: 0.326 Ruben Sierra, S (8, PH) OBP: 0.330, SLG: 0.390 15 Gerald Laird, R (9, 2) OBP: 1.000, SLG: 1.500		4-2 BB		1-0 G4-3		1-0 F9		2-1 G4-3 1-2f		2	0	0	0	1	0	0
Ryan Christenson, R (1, 8) OBP: 0.278, SLG: 0.244		3-2 F8		1-3 K			1-3 K		1-1 F9	4	0	0	0	0	2	2

Inning Stats	R: 1	H: 1	E: 0	LOB: 1	K: 0	P: 24	R: 0	H: 1	E: 0	LOB: 2	K: 0	P: 19	R: 0	H: 0	E: 0	LOB: 0	K: 1	P: 15	R: 0	H: 0	E: 0	LOB: 0	K: 0	P: 6	R: 1	H: 3	E: 0	LOB: 2	K: 1	P: 17	R: 0	H: 0	E: 0	LOB: 0	K: 1	P: 13	R: 2	H: 3	E: 0	LOB: 1	K: 1	P: 25	R: 0	H: 0	E: 0	LOB: 1	K: 0	P: 12	1B: 4	SF: 0	2B: 4	SAC: 0	3B: 0	DP: 1	HR: 0	HBP: 0	WP: 0	PA: 39
--------------	------	------	------	--------	------	-------	------	------	------	--------	------	-------	------	------	------	--------	------	-------	------	------	------	--------	------	------	------	------	------	--------	------	-------	------	------	------	--------	------	-------	------	------	------	--------	------	-------	------	------	------	--------	------	-------	-------	-------	-------	--------	-------	-------	-------	--------	-------	--------

PITCHER	IP	WLS	BF	H	R	ER	SO	BB	IBB	HBP	BLK	WP	HR	S	P	ERA	WHIP
CC Sabathia, L (1, 1) ERA: 3.06	7.0	W	29	5	2	2	3	3	0	0	0	0	0	63	102	2.57	1.143
David Riske, R (8, 1) ERA: 4.76	0.1		3	2	2	1	0	0	0	0	0	0	0	8	12	54.00	6.000
53 Carl Sadler, L (8, 1) ERA: 2.35	0.0		1	0	0	0	0	1	0	0	0	0	0	1	5	∞	∞
Danys Baez, R (8, 1) ERA: 4.08	1.2	S	6	1	0	0	0	1	0	0	0	0	0	11	20	0.00	1.200

BOTTOM

Cleveland Indians @ Texas Rangers
The Ballpark at Arlington, Arlington, TX

Sat May 10 2003, 8:05 PM EDT
Att. 43,484 - Overcast - 82 F

livebaseballscorecards.com

AB	34
R	4
H	8
RBI	4
BB	5
SO	4
LOB	16



Batter	1	2	3	4	5	6	7	8	9	AB R H RBI BB SO LOB	TOP																		
Matt Lawton, L (1, 10) OBP: 0.302, SLG: 0.393	0-2 F7	2-1 L9		4-0 1B BB		2-1 P5			2-2 HR	4 1 1 1 1 0 2	Cleveland Indians @ Texas Rangers The Ballpark at Arlington, Arlington, TX Sun May 11 2003, 3:05 PM EDT Att. 23,407 - Sunny - 71 F																		
Omar Vizquel, S (1, 6) OBP: 0.351, SLG: 0.403 John McDonald, R (8, 6) OBP: 0.347, SLG: 0.468	3-1 P4		1-2 G6-3	2-2 1B			1-2 G3	0-0 2B G3 1B	4 0 1 2 0 0 0 1 1 1 0 0 0 0																				
Milton Bradley, S (1, 8) OBP: 0.422, SLG: 0.543	4-2 BB		3-1 G3	1-1 P2			0-0 P3	1-2 F8	4 0 0 0 1 0 3																				
Shane Spencer, R (1, 7) OBP: 0.296, SLG: 0.377	0-0 G4-3		2-1 G5-3		2-3 K		0-0 G5-3	1-2 G3 HR 2B	5 1 1 0 0 1 1																				
Jody Gerut, L (1, 9) OBP: 0.262, SLG: 0.415		2-2 2B 1B		2-0 SH1-3 1B 2B	3-2 G3-1			0-1 F8	1-0 G3	5 2 2 1 0 0 1																			
Tim Laker, R (1, 2) OBP: 0.367, SLG: 0.519		1-3 K		0-0 SH1-3	2-1 F8			1-2 2B	2-1 HR	4 2 2 2 0 1 1																			
Bill Selby, L (1, 5) OBP: 0.150, SLG: 0.111		4-0 2B BB		2-3 K		3-2 P6		0-0 2B	0-2 P5	4 1 1 1 1 1 1																			
Casey Blake, R (1, 3) OBP: 0.297, SLG: 0.396		0-3 K		4-2 BB 1B BB		3-3 K		0-0 P4		3 1 0 0 1 2 3																			
Brandon Phillips, R (1, 4) OBP: 0.272, SLG: 0.367		0-1 2B		0-0 1B BB		2-1 HBP		2-2 G4-3		3 1 2 3 0 0 1																			
Inning Stats	R: 0 E: 0 K: 0 S: 10	H: 0 LOB: 1 BB: 1 P: 17	R: 2 E: 0 K: 2 S: 17	H: 2 LOB: 1 BB: 1 P: 26	R: 0 E: 0 K: 0 S: 7	H: 0 LOB: 0 BB: 0 P: 13	R: 3 E: 0 K: 1 S: 14	H: 3 LOB: 2 BB: 2 P: 29	R: 0 E: 0 K: 1 S: 8	H: 0 LOB: 0 BB: 0 P: 15	R: 0 E: 0 K: 1 S: 10	H: 0 LOB: 1 BB: 0 P: 20	R: 0 E: 0 K: 0 S: 5	H: 0 LOB: 0 BB: 0 P: 6	R: 1 E: 0 K: 0 S: 10	H: 2 LOB: 1 BB: 0 P: 13	R: 4 E: 0 K: 0 S: 18	H: 4 LOB: 0 BB: 0 P: 25	1B: 4 2B: 5 3B: 0 HR: 2	SF: 0 SAC: 1 DP: 0 HBP: 1	WP: 0 PB: 0 SB: 0 CS: 0	PA: 43							
PITCHER	IP WLS BF H R ER SO BB IBB HBP BLK WP HR S P ERA WHIP																												
Colby Lewis, R (1, 1) ERA: 8.0	3.2		20	5	5	5	3	4	0	0	0	0	0	0	46	82	12.27	2.455											
53 Joaquín Benoit, R (4, 1) ERA: 5.11	2.0	W	7	0	0	0	2	0	0	1	0	0	0	18	34	0.00	0.000												
Aaron Fultz, L (6, 1) ERA: 2.06	1.1	H	4	0	0	0	0	0	0	0	0	0	0	7	10	0.00	0.000												
Jay Powell, R (8, 1) ERA: 11.37	1.0		5	2	1	1	0	0	0	0	0	0	0	10	13	9.00	2.000												
Ugueth Urbina, R (9, 1) ERA: 4.11	1.0		7	4	4	4	0	0	0	0	0	0	2	18	25	36.00	4.000												

livebaseballscorecards.com

AB	37
R	10
H	11
RBI	10
BB	4
SO	5
LOB	13



BOTTOM

Cleveland Indians @ Texas Rangers
The Ballpark at Arlington, Arlington, TX

Sun May 11 2003, 3:05 PM EDT
Att. 23,407 - Sunny - 71 F

livebaseballscorecards.com

AB	42
R	17
H	20
RBI	16
BB	3
SO	5
LOB	20



WP:	1	PA:	46
PB:	0	SB:	1
CS:	0		

AB R H RBI BB SO LOB

5	3	2	3	1	1	3
5	2	4	4	0	0	0
4	0	1	1	1	1	3
0	0	0	0	0	0	0
5	2	2	3	0	0	5
0	0	0	0	0	0	0
4	0	2	1	0	1	0
1	1	0	0	0	0	1
3	0	1	0	0	0	1
2	3	2	2	0	0	0
4	2	2	1	1	1	1
4	1	1	0	0	1	3
5	3	3	1	0	0	3
1B:	14	SF:	0			
2B:	3	SAC:	0			
3B:	0	DP:	2			
HR:	3	HBP:	1			

Batter	1	2	3	4	5	6	7	8	9								
Carl Everett, S OBP: 0.418, SLG: 0.736 (1, 8) CFB (7, 7)	1-2 G4-3 ①		3-0 1-H HR		4-1 9 1B 1-2 2-3 BB	K	1-1 9 1B HR 1B	3-1 F8 ③									
9 Hank Blalock, L OBP: 0.434, SLG: 0.597 (1, 5) BSB X	3-1 G4-3 ②		2-2 WP G1-3 1B		0-0 1-3 2-H 3-H E 1B	BB 1B	0-2 1-2 HR 1B										
Alex Rodriguez, R OBP: 0.416, SLG: 0.630 Ugueth Urbina, R (9, 1) BSB X	2-0 F8 ③		0-0 G1-3 ② 1-2		2-2 E5 G4-5-3 1B 2-H 3-H	BB 1B	1-2 K										
Rafael Palmeiro, L OBP: 0.380, SLG: 0.556 Herbert Perry, R OBP: 0.250, SLG: 0.500 (1, 3) (8, 3) BSB X		2-0 1B 2B	1-0 G3 ③ 2-3		1 SAFE 3-1 G4-5-3 1B 1-2f	P5	3-2 1-H 2-H HR										
Juan Gonzalez, R OBP: 0.325, SLG: 0.586 Donnie Sadler, R OBP: 0.250, SLG: 0.143 (1, 9) (7, PR) (8, 9) (9, 6) BSB X		2-0 23 G3-6 1B 2-H		0-0 P3 ①	1-3 K ③		2B 2B F9										
Ruben Sierra, S OBP: 0.330, SLG: 0.388 Ryan Christenson, R OBP: 0.293, SLG: 0.313 (1, 7) (6, PR) (7, 8) CFB X		1-2 P6 ①		1-1 G4-3 ②		2-1 23 1B 10 1B 1B	0-0 23 1B 2B 2-H	3-2 HR									
23 Mark Teixeira, S OBP: 0.323, SLG: 0.381 (1, 10) (9, 9) BSB X		1-1 G3-6 ② ③ 1-2f		2-3 K ③		0-1 10 1B 9 1B 1B	2-1 10 FC6-4 1B 2-H	4-1 10 G1-3 15 G5-3 BB									
15 Gerald Laird, R OBP: 0.571, SLG: 0.667 (1, 2) CCB S			1-3 K ①		0-0 10 9 1B 1B	0-0 P4 ①	2-1 10 FC6-4 HBP	0-0 G5-3 ① 1-2									
10 Michael Young, R OBP: 0.363, SLG: 0.471 (1, 4) CBSB X			2-2 E S HR 1B		3-1 9 1B 1B	3-2 9 1B 1B 1-2 2-H	1-1 FC6-4 1B 9 1B 1-2f 2-3	1-2 G1-3 ② 2-3									
Inning Stats	R: 0 E: 0 K: 0 S: 6	H: 0 LOB: 0 BB: 0 P: 12	R: 1 E: 0 K: 0 S: 7	H: 2 LOB: 0 BB: 0 P: 13	R: 2 E: 0 K: 1 S: 13	H: 3 LOB: 1 BB: 0 P: 22	R: 0 E: 0 K: 1 S: 6	H: 0 LOB: 0 BB: 0 P: 9	R: 4 E: 1 K: 1 S: 15	H: 4 LOB: 0 BB: 1 P: 28	R: 2 E: 0 K: 1 S: 17	H: 4 LOB: 3 BB: 1 P: 30	R: 7 E: 0 K: 1 S: 19	H: 6 LOB: 1 BB: 0 P: 31	R: 1 E: 0 K: 0 S: 12	H: 1 LOB: 1 BB: 1 P: 23	
PITCHER	IP WLS BF H R ER SO	IP WLS BF H R ER SO	IP WLS BF H R ER SO	IP WLS BF H R ER SO	IP WLS BF H R ER SO	IP WLS BF H R ER SO	IP WLS BF H R ER SO	IP WLS BF H R ER SO	IP WLS BF H R ER SO	IP WLS BF H R ER SO	IP WLS BF H R ER SO	IP WLS BF H R ER SO	IP WLS BF H R ER SO	IP WLS BF H R ER SO	IP WLS BF H R ER SO	IP WLS BF H R ER SO	
Ricardo Rodriguez, R ERA: 4.66 (1, 1)	4.0 L	21	9	7	6	2	1	0	0	0	0	0	0	0	0	0	0
Billy Traber, L ERA: 4.05 (5, 1)	2.0	10	4	2	2	2	1	0	0	0	0	0	0	0	0	0	0
Jason Boyd, R ERA: 18.9 (7, 1)	0.1	7	5	6	6	0	0	0	1	0	0	0	0	0	0	0	0
Dave Elder, R ERA: 19.29 (7, 1)	1.2	8	2	2	2	1	1	0	0	0	0	0	0	0	0	0	0

WP: 1 PA: 46

PB: 0 SB: 1

CS: 0

ERA WHIP

Batter	1	2	3	4	5	6	7	8	9	AB R H RBI BB SO LOB	TOP												
51 Ichiro Suzuki, L OBP: 0.353, SLG: 0.390 (1, 9) B F B C X	3-2 G6-3 1B		3-1 1B	0-0 G6-3 2-H 2B		0-1 F9 BB 1B		1-1 1B		5 0 4 1 0 0 0													
Carlos Guillen, S OBP: 0.376, SLG: 0.436 (1, 6) F X	0-1 1B 1B		0-1 L9 1B	1-1 G6-3 2-3		2-3 K 1 SAFE 1 SAFE C C B S		0-2 1B G6-4-3		5 1 2 0 0 1 3													
Bret Boone, R OBP: 0.376, SLG: 0.500 (1, 4) B X	1-0 1B 1-2 1B		1-3 K 2-3	3-1 P4 1-2 BB		4-1 1-2 BB		3-3 K 1-2f		4 1 1 0 1 2 4													
Edgar Martinez, R OBP: 0.455, SLG: 0.589 (1, 10) C B F F B X	3-2 1B 1-H 2-H		2-1 G6-3		1-2 G1-3		0-1 F9 2-3	0-2 G6-4-3 1-2f		5 0 1 2 0 0 5													
John Olerud, L OBP: 0.378, SLG: 0.430 (1, 3) C X	0-1 G6-3			3-2 2B 3B 1B	1-1 1B 1B		2-0 F7		1-2 G6-3	5 2 2 0 0 0 2													
Mike Cameron, R OBP: 0.393, SLG: 0.530 (1, 8) B C B B T B B X		4-2 BB		3-2 3B 2B	2-2 1B 2B 1B		1-2 G5-3		4-2 BB	3 2 2 0 2 0 0													
Randy Winn, S OBP: 0.367, SLG: 0.410 (1, 7) B X		1-0 F9		0-0 1B 3B 2-H 3-H	2-2 2B FC9-2 1B 1-3 2-H		3-2 G5-3		2-3 K	5 1 2 3 0 1 2													
Jeff Cirillo, R OBP: 0.322, SLG: 0.330 (1, 5) 1 SAFE 1 SAFE B X		1-0 F7		3-2 51 2B 1B 3-H	2-2 1B 2B 1-3 3-H		1-1 1B		2-2 P6	5 1 3 2 0 0 2													
Dan Wilson, R OBP: 0.321, SLG: 0.382 (1, 2) 1 SAFE C B 1 SAFE F T B 1 SAFE		2-2 K		0-0 G1-4-3 1-2	1-0 FC9-2 3-H		0-1 F9			4 0 0 0 0 1 5													
Inning Stats	R: 2 E: 0 K: 0 S: 13	H: 3 LOB: 0 BB: 0 P: 20	R: 0 E: 0 K: 1 S: 11	H: 0 LOB: 1 BB: 1 P: 19	R: 0 E: 0 K: 1 S: 9	H: 1 LOB: 1 BB: 0 P: 15	R: 4 E: 0 K: 0 S: 17	H: 5 LOB: 1 BB: 0 P: 30	R: 2 E: 0 K: 0 S: 19	H: 4 LOB: 1 BB: 0 P: 28	R: 0 E: 0 K: 1 S: 9	H: 1 LOB: 2 BB: 1 P: 17	R: 0 E: 0 K: 0 S: 10	H: 1 LOB: 1 BB: 0 P: 15	R: 0 E: 0 K: 1 S: 13	H: 2 LOB: 1 BB: 0 P: 17	R: 0 E: 0 K: 1 S: 11	H: 0 LOB: 1 BB: 1 P: 20	1B: 13 2B: 4 3B: 1 HR: 0	SF: 0 SAC: 0 DP: 2 HBP: 0	WP: 0 PB: 0 SB: 0 CS: 0	PA: 44	
PITCHER	IP WLS BF H R ER SO BB IBB HBP BLK WP HR S P ERA WHIP	IP WLS BF H R ER SO BB IBB HBP BLK WP HR S P ERA WHIP																					
Brian Anderson, L ERA: 5.4 (1, 1)	4.0 L 21 9 6 6 2 1 0 0 0 0 0 50 84 13.50 2.500	2.0 11 5 2 2 1 1 0 0 0 0 0 28 45 9.00 3.000	1.0 4 1 0 0 0 0 0 0 0 0 0 10 15 0.00 1.000	1.0 4 2 0 0 1 0 0 0 0 0 0 13 17 0.00 2.000	1.0 4 0 0 0 0 1 1 0 0 0 0 11 20 0.00 1.000																		
Jerrod Riggan, R ERA: 9.0 (5, 1)																							
Terry Mulholland, L ERA: 3.38 (7, 1)																							
53 Carl Sadler, L ERA: 2.08 (8, 1)																							
Jason Boyd, R ERA: 14.54 (9, 1)																							

Seattle Mariners @ Cleveland Indians
 Jacobs Field, Cleveland, OH
 Tue May 13 2003, 7:05 PM EDT
 Att. 16,721 - Cloudy - 61 F

AB	41
R	8
H	17
RBI	8
BB	3
SO	5
LOB	23



WP: 0	PA: 44
-------	--------

Batter	1	2	3	4	5	6	7	8	9	AB R H RBI BB SO LOB	TOP											
51 Ichiro Suzuki, L (1, 9) OBP: 0.351, SLG: 0.386	1-3 K		3-2 G3			1-1 G1-6-3 1B		1-3 K		4 0 1 0 0 2 1	Seattle Mariners @ Cleveland Indians Jacobs Field, Cleveland, OH Wed May 14 2003, 7:05 PM EDT Att. 17,324 - Cloudy - 62 F											
Carlos Guillen, S (1, 6) OBP: 0.364, SLG: 0.421	3-2 G3-1			0-1 G3		0-0 G1-6-3 1-2f		1-3 K	4 0 0 0 0 1 1													
Edgar Martinez, R (1, 10) OBP: 0.457, SLG: 0.609	2-1 HR			4-2 G6-4-3 HBP		3-3 K		3-2 L4	3 1 1 1 0 1 0													
John Olerud, L (1, 3) OBP: 0.368, SLG: 0.417	2-3 K			0-2 G6-4-3 1-2f		3-1 F8		2-1 F8	4 0 0 0 0 1 1													
Mike Cameron, R (1, 8) OBP: 0.399, SLG: 0.529		4-2 CS BB			2-0 WP 1B		0-3 K		2 1 1 0 1 1 0													
Randy Winn, S (1, 7) OBP: 0.360, SLG: 0.401		1-3 K2-3 1-2		1 SAFE 2-0 P6		0-2 G6-3			3 0 0 0 0 1 2													
Mark McLemore, S (1, 4) OBP: 0.306, SLG: 0.315		2-3 K		1 SAFE 2-0 F8			4-2 G5-4-3 BB		2 0 0 0 1 1 1													
Jeff Cirillo, R (1, 5) OBP: 0.322, SLG: 0.330			0-1 G6-3		1 SAFE 3-2 FC5-4 1-H 1B		2-2 G5-4-3 1-2f		3 0 1 0 0 0 1													
Ben Davis, S (1, 2) OBP: 0.306, SLG: 0.525			2-3 K		0-0 FC5-4 1-2f		4-1 BB		2 0 0 0 1 1 1													
Inning Stats	R: 1 E: 0 K: 2 S: 11	H: 1 LOB: 0 BB: 0 P: 19	R: 0 E: 0 K: 2 S: 8	H: 0 LOB: 0 BB: 1 P: 15	R: 0 E: 0 K: 1 S: 9	H: 0 LOB: 0 BB: 0 P: 14	R: 0 E: 0 K: 0 S: 9	H: 0 LOB: 0 BB: 0 P: 13	R: 1 E: 1 K: 0 S: 8	H: 2 LOB: 1 BB: 0 P: 17		R: 0 E: 0 K: 1 S: 6	H: 1 LOB: 0 BB: 0 P: 10	R: 0 E: 0 K: 1 S: 8	H: 0 LOB: 0 BB: 0 P: 11	R: 0 E: 0 K: 1 S: 11	H: 0 LOB: 1 BB: 2 P: 22	R: 0 E: 0 K: 1 S: 12	H: 0 LOB: 0 BB: 0 P: 18	1B: 3 2B: 0 3B: 0 HR: 1	SF: 0 SAC: 0 DP: 3 HBP: 1	WP: 1 PB: 0 SB: 0 CS: 1
PITCHER	IP WLS BF H R ER SO BB IBB HBP BLK WP HR S P ERA WHIP																					
Jason Davis, R (1, 1) ERA: 6.21	7.0 W 24 4 2 1 7 1 0 1 0 1 1 59 99 1.29 0.714																					
Billy Traber, L (8, 1) ERA: 3.86	1.0 4 0 0 0 1 2 0 0 0 0 0 0 11 22 0.00 2.000																					
Danys Baez, R (9, 1) ERA: 3.86	1.0 3 0 0 0 1 0 0 0 0 0 0 0 12 18 0.00 0.000																					

livebaseballscorecards.com

AB	27
R	2
H	4
RBI	1
BB	3
SO	9
LOB	8



Batter	1	2	3	4	5	6	7	8	9
Matt Lawton, L (1, 7) OBP: 0.309, SLG: 0.392	0-0 L3	2-1 G1-3	1-1 2B		4-2 BB			2-2 L3	
Omar Vizquel, S (1, 6) OBP: 0.344, SLG: 0.392	0-2 2B	0-2 E3 WP WP	2-0 F9		2-0 G3			0-0 P3	
Ellis Burks, R (1, 10) OBP: 0.356, SLG: 0.465	0-2 FC5 1-H	2-1 G5-3		1-0 G5-3				0-0 G5-3	
Milton Bradley, S (1, 8) OBP: 0.419, SLG: 0.520	0-3 K	3-2 HBP		2-1 FC1-2 1B				3-2 F7	
Jody Gerut, L (7, 8) OBP: 0.261, SLG: 0.422									
Shane Spencer, R (1, 9) OBP: 0.286, SLG: 0.364	3-1 FC5	3-1 G5-3		2-1 FC1-2 1-H				3-3 K	
Josh Bard, S (1, 2) OBP: 0.306, SLG: 0.297	1-3 K		2-3 K		1-2 F9			2-2 F8	
Ben Broussard, L (1, 3) OBP: 0.500, SLG: 0.857		0-1 1B 2B 1B	1-0 F7		0-0 HR			3-2 PB 1B	
Casey Blake, R (1, 5) OBP: 0.294, SLG: 0.385		1-0 2B E 1B	2-0 E6 2B BB		0-0 F9			3-3 SAFE K	
Brandon Phillips, R (1, 4) OBP: 0.287, SLG: 0.379		1-0 E G5-3 2B	4-2 SAFE 2B BB		1-0 G4-3			1-3 K	


Inning Stats	R: 1	H: 2	E: 0	K: 2	S: 15	H: 2	LOB: 2	BB: 0	P: 19	R: 3	H: 3	E: 1	K: 0	S: 16	R: 2	H: 1	E: 1	K: 1	S: 10	R: 0	H: 1	E: 0	K: 0	S: 8	R: 1	H: 1	E: 0	K: 2	S: 6	R: 0	H: 0	E: 0	K: 2	S: 11	R: 0	H: 1	E: 0	K: 2	S: 13	R: 0	H: 0	E: 0	K: 0	S: 5	R: 0	H: 0	E: 0	K: 0	S: 7
--------------	------	------	------	------	-------	------	--------	-------	-------	------	------	------	------	-------	------	------	------	------	-------	------	------	------	------	------	------	------	------	------	------	------	------	------	------	-------	------	------	------	------	-------	------	------	------	------	------	------	------	------	------	------

PITCHER														PITCHER																																																										
IP	WLS	BF	H	R	ER	SO	BB	IBB	HBP	BLK	WP	HR	S	P	ERA	WHIP	IP	WLS	BF	H	R	ER	SO	BB	IBB	HBP	BLK	WP	HR	S	P	ERA	WHIP																																							
Freddy Garcia, R (1, 1) ERA: 5.47	6.0	L	32	8	7	4	5	2	0	0	2	1	66	116	6.00	1.667	40 Julio Mateo, R (7, 1) ERA: 3.6	1.0	4	1	0	0	2	0	0	0	0	0	0	13	22	0.00	1.000	Arthur Rhodes, L (8, 1) ERA: 3.18	0.2	2	0	0	0	0	0	0	0	0	0	0	0	0	4	6	0.00	0.000	Kazuhiro Sasaki, R (8, 1) ERA: 7.15	0.1	1	0	0	0	0	0	0	0	0	0	0	0	0	0	1	1	0.00	0.000

BOTTOM

Seattle Mariners @ Cleveland Indians
 Jacobs Field, Cleveland, OH
 Wed May 14 2003, 7:05 PM EDT
 Att. 17,324 - Cloudy - 62 F

AB	36
R	7
H	9
RBI	7
BB	2
SO	7
LOB	16



1B	5	SF	0	WP	2	PA	39
2B	3	SAC	0	PB	1		
3B	0	DP	0	SB	1		
HR	1	HBP	1	CS	0		

Batter	1	2	3	4	5	6	7	8	9	AB R H RBI BB SO LOB	TOP											
51 Ichiro Suzuki, L (1, 9) OBP: 0.352, SLG: 0.383 16 Willie Bloomquist, R (9, 7) OBP: 0.268, SLG: 0.297	1-1 BB HR 1B	0-1 L7	4-1 BB		0-0 G3		3-2 F9			4 1 1 0 1 0 3 0 0 0 0 0 0 0												
Carlos Guillen, S (1, 6) OBP: 0.366, SLG: 0.415	4-2 SAFE 1 SAFE 1 SAFE 1 1-2 HR BB	2-0 G3-1	1-0 F9		0-3 K			1-2 2B SF9 1B		4 2 1 0 1 1 3												
Bret Boone, R (1, 4) OBP: 0.377, SLG: 0.500	1-3 K		4-2 BB S 1B BB	1-2 G1-3		0-1 G6-3		2-0 SF9 BLK 2B		4 2 1 0 1 1 2												
Edgar Martinez, R (1, 10) OBP: 0.455, SLG: 0.640	0-2 1-H 2-H HR		1-1 F9	3-1 1B 2B		3-3 K		0-2 SF9		4 1 2 4 0 1 1												
John Olerud, L (1, 3) OBP: 0.369, SLG: 0.412	1-2 F7		4-1 BB 1B BB	0-1 BB 2B 1B		3-1 G4-3		2-0 F8		4 1 1 0 1 0 0												
Mike Cameron, R (1, 8) OBP: 0.405, SLG: 0.533	0-1 2B		4-1 1B 1B BB	4-2 1B BB		1-2 G5-3		3-3 K		3 1 1 0 2 1 0												
Randy Winn, S (1, 7) OBP: 0.361, SLG: 0.397 (9, 9)	1-3 K		1-1 1B 1B	0-3 K		4-0 FC3-6 BB		1-2 G1-3		4 1 1 2 1 2 4	AB 35 R 9 H 9 RBI 8 BB 9 SO 7 LOB 19											
Jeff Cirillo, R (1, 5) OBP: 0.325, SLG: 0.327		4-2 G3 BB	3-2 G4-3 1B	2-3 K		0-2 FC3-6 BB		1-2 F8		4 0 1 2 1 1 4												
Ben Davis, S (1, 2) OBP: 0.299, SLG: 0.492		3-1 SAFE G3	0-0 G4-3		1-2 G4-3		4-1 BB	1-1 F8		4 0 0 0 1 0 2												
Inning Stats	R: 3 E: 0 K: 2 S: 23	H: 3 LOB: 1 BB: 1 P: 31	R: 0 E: 0 K: 0 S: 8	H: 0 LOB: 1 BB: 1 P: 17	R: 4 E: 0 K: 0 S: 14	H: 2 LOB: 2 BB: 4 P: 36	R: 0 E: 0 K: 2 S: 15	H: 2 LOB: 3 BB: 1 P: 25	R: 0 E: 0 K: 1 S: 8	H: 0 LOB: 0 BB: 0 P: 9	R: 0 E: 0 K: 1 S: 7	H: 0 LOB: 0 BB: 0 P: 13	R: 0 E: 0 K: 0 S: 12	H: 0 LOB: 2 BB: 2 P: 24	R: 2 E: 0 K: 1 S: 12	H: 2 LOB: 0 BB: 0 P: 20	R: 0 E: 0 K: 0 S: 9	H: 0 LOB: 0 BB: 0 P: 12	1B: 5 2B: 3 3B: 0 HR: 1	SF: 1 SAC: 0 DP: 0 HBP: 0	WP: 0 PB: 0 SB: 1 CS: 0	PA: 45
PITCHER	IP WLS BF H R ER SO BB IBB HBP BLK WP HR S P ERA WHIP																					
37 Jake Westbrook, R (1, 1) ERA: 4.46	2.1 L 17 5 7 7 2 5 0 0 0 0 1 42 76 27.00 4.286																					
Terry Mulholland, L (3, 1) ERA: 3.18	1.0 6 2 0 0 0 1 0 0 0 0 0 10 19 0.00 3.000																					
David Riske, R (4, 1) ERA: 4.34	1.2 6 0 0 0 3 1 0 0 0 0 0 16 23 0.00 0.600																					
Jason Boyd, R (6, 1) ERA: 9.95	2.0 8 0 0 0 1 2 0 0 0 0 0 19 37 0.00 1.000																					
Jerrold Riggan, R (8, 1) ERA: 9.0	2.0 8 2 2 2 1 0 0 0 0 1 0 21 32 9.00 1.000																					

Seattle Mariners @ Cleveland Indians
 Jacobs Field, Cleveland, OH
 Thu May 15 2003, 7:05 PM EDT
 Att. 17,889 - Cloudy - 59 F

livebaseballscorecards.com



BOTTOM

Seattle Mariners @ Cleveland Indians
Jacobs Field, Cleveland, OH
Thu May 15 2003, 7:05 PM EDT
Att. 17,889 - Cloudy - 59 F

livebaseballscorecards.com

AB 34
R 1
H 7
RBI 1
BB 3
SO 6
LOB 21



WP: 0 PA: 38
PB: 0
SB: 0
CS: 0

AB R H RBI BB SO LOB

4 0 1 0 0 1 1

3 1 1 1 1 0 4
1 0 0 0 0 1 1

4 0 1 0 0 2 3

3 0 1 0 1 0 0

4 0 1 0 0 0 4

4 0 1 0 0 1 1

4 0 0 0 0 1 3

3 0 1 0 1 0 2

3 0 0 0 0 0 1
1 0 0 0 0 0 1

1B: 4 SF: 0
2B: 3 SAC: 0
3B: 0 DP: 1
HR: 1 HBP: 1

Batter	1	2	3	4	5	6	7	8	9
Matt Lawton, L (1, 7) OBP: 0.312, SLG: 0.388	1-1 L9-3 1B		2-1 FC1-2 HBP		2-1 F7		1-1 L9		0-3 K
Omar Vizquel, S (1, 6) OBP: 0.347, SLG: 0.411 John McDonald, R (8, 6) OBP: 0.340, SLG: 0.458	1-2 L9-3 1-1		0-0 FC1-2 FC6-4		4-2 1B BB		2-1 HR		1-3 K
Ellis Burks, R (1, 10) OBP: 0.353, SLG: 0.459	0-3 K		2-2 FC6-4 1-2f		0-0 BB 1B		0-3 K		
Shane Spencer, R (1, 9) OBP: 0.293, SLG: 0.372		0-0 F7		1-0 F7	4-1 BB			0-1 G6-3 2B	
Jody Gerut, L (1, 8) OBP: 0.260, SLG: 0.429		1-1 G6-3		1-0 1B 2B	0-0 F7			0-0 F7	
Tim Laker, R (1, 2) OBP: 0.353, SLG: 0.484		2-3 K		3-2 1B		1-2 G6-3		1-1 G6-3 2-3	
Ben Broussard, L (1, 3) OBP: 0.333, SLG: 0.545			3-2 F7	1-0 P5		3-2 F8		1-3 K	
Casey Blake, R (1, 5) OBP: 0.301, SLG: 0.384			1-1 HBP FC1-2 1B	1-0 F9		1-2 G1-3		4-2 BB	
Brandon Phillips, R (1, 4) OBP: 0.280, SLG: 0.370 Bill Selby, L (9, PH) OBP: 0.146, SLG: 0.108			0-2 FC1-2 HBP 1-2		0-1 G5-3		1-1 F7		2-0 F8

Inning Stats	R: 0	H: 1	E: 0	K: 1	S: 8	LOB: 0	BB: 0	P: 10	R: 0	H: 0	E: 0	K: 1	S: 6	LOB: 0	BB: 0	P: 9	R: 0	H: 1	E: 1	K: 0	S: 14	LOB: 3	BB: 0	P: 22	R: 0	H: 2	E: 0	K: 0	S: 7	LOB: 2	BB: 0	P: 14	R: 0	H: 1	E: 0	K: 0	S: 9	LOB: 3	BB: 2	P: 19	R: 0	H: 0	E: 0	K: 0	S: 9	LOB: 0	BB: 0	P: 14	R: 1	H: 1	E: 0	K: 1	S: 9	LOB: 0	BB: 0	P: 13	R: 0	H: 1	E: 0	K: 1	S: 8	LOB: 1	BB: 0	P: 10	R: 0	H: 0	E: 0	K: 2	S: 12	LOB: 1	BB: 1	P: 19	1B: 4	SF: 0	2B: 3	SAC: 0	3B: 0	DP: 1	HR: 1	HBP: 1	WP: 0	PA: 38
--------------	------	------	------	------	------	--------	-------	-------	------	------	------	------	------	--------	-------	------	------	------	------	------	-------	--------	-------	-------	------	------	------	------	------	--------	-------	-------	------	------	------	------	------	--------	-------	-------	------	------	------	------	------	--------	-------	-------	------	------	------	------	------	--------	-------	-------	------	------	------	------	------	--------	-------	-------	------	------	------	------	-------	--------	-------	-------	-------	-------	-------	--------	-------	-------	-------	--------	-------	--------

PITCHER	IP	WLS	BF	H	R	ER	SO	BB	IBB	HBP	BLK	WP	HR	S	P	ERA	WHIP
Ryan Franklin, R (1, 1) ERA: 3.58	3.0		12	2	0	0	2	0	0	0	0	0	0	28	41	0.00	0.667
Giovanni Carrara, R (4, 1) ERA: 4.84	3.0	W	14	3	0	0	0	2	0	0	0	0	0	25	47	0.00	1.667
40 Julio Mateo, R (7, 1) ERA: 3.86	1.0		4	1	1	1	1	0	0	0	0	0	1	9	13	9.00	1.000
Shigetoshi Hasegawa, R (8, 1) ERA: 0.39	1.0		4	1	0	0	1	0	0	0	0	0	0	8	10	0.00	1.000
Jeff Nelson, R (9, 1) ERA: 2.51	1.0		4	0	0	0	2	1	0	0	0	0	0	12	19	0.00	1.000

Batter	1	2	3	4	5	6	7	8	9	AB R H RBI BB SO LOB	TOP			
Mark Ellis, R OBP: 0.313, SLG: 0.388 (1, 4) B C X	1-1 G5-3 ①		2-2 F9 ①		2-1 F9 ③			1-1 G4-3 ①		4 0 0 0 0 0 1				
Scott Hatteberg, L OBP: 0.354, SLG: 0.399 (1, 3) C X	0-1 1B		4-2 BB ①			3-3 K ①		2-3 K ②		3 0 1 0 1 2 0				
3 Eric Chavez, L OBP: 0.344, SLG: 0.482 (1, 5) B F X	1-1 F8 ②		0-0 F8 ②			2-3 K ②		1-3 K ③		4 0 0 0 0 2 3				
Miguel Tejada, R OBP: 0.272, SLG: 0.398 (1, 6) C B X	1-1 G3 ③		3-3 K ③			0-1 HR		2-1 F9 ①		4 1 1 1 0 1 3				
Erubiel Durazo, L OBP: 0.376, SLG: 0.457 (1, 10) C B X		1-1 G4-3 ①		1-1 G6-3 ①		3-2 K ③		0-3 K ②		4 0 0 0 0 2 0				
Ramon Hernandez, R OBP: 0.376, SLG: 0.496 (1, 2) F X		0-1 HR		1-3 K ②			1-3 K ①		1-3 K ③	4 1 1 1 0 3 0				
Eric Byrnes, R OBP: 0.404, SLG: 0.557 (1, 8) C B X		1-2 P6 ②		2-3 K ③			0-1 1B			3 0 1 0 0 1 0				
Terrence Long, L OBP: 0.316, SLG: 0.427 (1, 9) B B X		2-3 K ③			0-1 G2-3 ①		1 SAFE C C X	0-1 P6 ②		3 0 0 0 0 1 1				
Ron Gant, R OBP: 0.189, SLG: 0.235 (1, 7) B B X			4-0 3 F8 BB BB		2-2 G1-3 ②			0-1 F9 ③		2 0 0 0 1 0 1				
Inning Stats	R: 0 E: 0 K: 0 S: 8 H: 1 LOB: 1 BB: 0 P: 11	R: 1 E: 0 K: 1 S: 16 H: 1 LOB: 0 BB: 0 P: 20	R: 0 E: 0 K: 1 S: 10 H: 0 LOB: 2 BB: 2 P: 23	R: 0 E: 0 K: 2 S: 12 H: 0 LOB: 0 BB: 0 P: 16	R: 0 E: 0 K: 0 S: 7 H: 0 LOB: 0 BB: 0 P: 11	R: 1 E: 0 K: 3 S: 12 H: 1 LOB: 0 BB: 0 P: 20	R: 0 E: 0 K: 1 S: 9 H: 1 LOB: 1 BB: 0 P: 10	R: 0 E: 0 K: 2 S: 9 H: 0 LOB: 0 BB: 0 P: 13	R: 0 E: 0 K: 2 S: 8 H: 0 LOB: 0 BB: 0 P: 11	1B: 2 2B: 0 3B: 0 HR: 2 SF: 0 SAC: 0 DP: 0 HBP: 0	WP: 0 PB: 0 SB: 0 CS: 0 PA: 33			
PITCHER CC Sabathia, L ERA: 3.0 (1, 1)	IP: 7.0 WLS: 27 BF: 4 H: 2 R: 2 ER: 2 SO: 8 BB: 2 IBB: 0 HBP: 0 BLK: 0 WP: 0 HR: 2 S: 74 P: 111 ERA: 2.57 WHIP: 0.857					PITCHER Billy Traber, L ERA: 3.68 (8, 1)	IP: 1.0 WLS: 3 BF: 0 H: 0 R: 0 ER: 0 SO: 2 BB: 0 IBB: 0 HBP: 0 BLK: 0 WP: 0 HR: 0 S: 9 P: 13 ERA: 0.00 WHIP: 0.000					PITCHER Danys Baez, R ERA: 3.66 (9, 1)	IP: 1.0 WLS: 3 BF: 0 H: 0 R: 0 ER: 0 SO: 2 BB: 0 IBB: 0 HBP: 0 BLK: 0 WP: 0 HR: 0 S: 8 P: 11 ERA: 0.00 WHIP: 0.000	

Oakland Athletics @ Cleveland Indians
 Jacobs Field, Cleveland, OH
 Fri May 16 2003, 7:05 PM EDT
 Att. 22,357 - Sunny - 66 F

livebaseballscorecards.com

AB	31
R	2
H	4
RBI	2
BB	2
SO	12
LOB	9



Batter	1	2	3	4	5	6	7	8	9	AB R H RBI BB SO LOB	TOP																
Eric Byrnes, R OBP: 0.404, SLG: 0.543 (1, 7) (8, 8)	4-2 G3-1 3 3 S BB		0-1 S 1B		1-2 F7		1-3 K		0-1 F9	4 0 1 0 1 1 2																	
Scott Hatteberg, L OBP: 0.355, SLG: 0.390 (1, 3)	0-2 L8		2-1 SAFE G4-3 1-2			3-2 G4-3	4-1 3 BB BB		4-2 FC5-4 BB 1-2	3 0 0 0 2 0 2																	
Eric Chavez, L OBP: 0.345, SLG: 0.476 (1, 5)	1-1 G3-1 1-3			2-1 G4-3 G5-3 1B		0-1 F8	4-0 BB 1-2 2-3 BB		0-3 K	4 0 1 0 1 1 3																	
Miguel Tejada, R OBP: 0.270, SLG: 0.388 (1, 6)	1-2 G3			3-1 G5-3 1-2		4-1 2B BB	0-1 G1-3		1-0 FC5-4 1-2f	4 1 0 0 1 0 7																	
Erubiel Durazo, L OBP: 0.379, SLG: 0.486 (1, 10)			1-2 G5-3		2-2 G4-3 2-3		0-0 E 1-H 2B		0-1 HR	4 1 2 2 0 0 1																	
Terrence Long, L OBP: 0.315, SLG: 0.418 (1, 9)			2-1 G6-3		4-2 BB		0-0 E6 2-3		1-2 F7	3 0 0 0 1 0 1																	
Frank Menechino, R OBP: 0.280, SLG: 0.100 Ron Gant, R OBP: 0.184, SLG: 0.229 (8, PH) (8, 7)			0-1 G1-3		2-3 K		1-3 K		1-0 G5-3	3 0 0 0 0 2 4 1 0 0 0 0 0 0																	
Chris Singleton, L OBP: 0.336, SLG: 0.410 Ramon Hernandez, R OBP: 0.373, SLG: 0.492 (8, PH) (8, 2)			2-1 G3		2-2 L8		2-0 3 BB SH1-3 HBP		1-2 P6	2 0 0 0 0 0 0 1 0 0 0 0 0 0																	
Mark Johnson, L OBP: 0.241, SLG: 0.167 Mark Ellis, R OBP: 0.317, SLG: 0.388 (1, 2) (8, 4)			3-3 K		0-0 F8		2-0 SH1-3 1-2		4-2 BB BB	2 0 0 0 0 1 0 0 0 0 0 1 0 0																	
Inning Stats	R: 0 E: 0 K: 0 S: 13	H: 0 LOB: 1 BB: 1 P: 19	R: 0 E: 0 K: 0 S: 7	H: 0 LOB: 0 BB: 0 P: 10	R: 0 E: 0 K: 1 S: 9	H: 1 LOB: 1 BB: 0 P: 16	R: 0 E: 0 K: 1 S: 13	H: 1 LOB: 2 BB: 1 P: 26	R: 0 E: 0 K: 0 S: 7	H: 0 LOB: 0 BB: 0 P: 10	R: 1 E: 1 K: 1 S: 12	H: 1 LOB: 2 BB: 1 P: 20	R: 0 E: 0 K: 1 S: 7	H: 0 LOB: 3 BB: 2 P: 20	R: 1 E: 0 K: 0 S: 12	H: 1 LOB: 0 BB: 0 P: 15	R: 0 E: 0 K: 1 S: 13	H: 0 LOB: 2 BB: 2 P: 22	1B: 2 2B: 1 3B: 0 HR: 1	SF: 0 SAC: 1 DP: 0 HBP: 1	WP: 0 PB: 0 SB: 2 CS: 0	PA: 40					
PITCHER	IP	WLS	BF	H	R	ER	SO	BB	IBB	HBP	BLK	WP	HR	S	P	ERA	WHIP										
Ricardo Rodriguez, R ERA: 4.31 (1, 1)	6.0		25	3	1	1	3	3	0	0	0	0	0	61	101	1.50	1.000										
53 Carl Sadler, L ERA: 2.0 (7, 1)	0.1	H	2	0	0	0	0	0	0	1	0	0	0	1	5	0.00	0.000										
David Riske, R ERA: 4.26 (7, 1)	0.1	H	1	0	0	0	1	0	0	0	0	0	0	3	4	0.00	0.000										
Billy Traber, L ERA: 3.68 (7, 1)	0.0		2	0	0	0	0	2	0	0	0	0	0	1	9	∞	∞										
Jason Boyd, R ERA: 9.45 (7, 1)	0.1	H	1	0	0	0	0	0	0	0	0	0	0	2	2	0.00	0.000										
PITCHER	IP	WLS	BF	H	R	ER	SO	BB	IBB	HBP	BLK	WP	HR	S	P	ERA	WHIP										
Terry Mulholland, L ERA: 3.5 (8, 1)	1.0	W	4	1	1	1	0	0	0	0	0	0	1	12	15	9.00	1.000										
Danys Baez, R ERA: 3.48 (9, 1)	1.0	S	5	0	0	0	1	2	0	0	0	0	0	13	22	0.00	2.000										

Oakland Athletics @ Cleveland Indians
 Jacobs Field, Cleveland, OH
 Sat May 17 2003, 7:05 PM EDT
 Att. 23,958 - Sunny - 56 F

livebaseballscorecards.com

AB	31
R	2
H	4
RBI	2
BB	7
SO	5
LOB	20



Batter	1	2	3	4	5	6	7	8	9	AB R H RBI BB SO LOB
Matt Lawton, L OBP: 0.302, SLG: 0.373 (1, 7)	3-2 G3-1		2-2 G5-3		0-0 F9			0-0 E9 SH3 2-H 1B		4 1 1 1 0 0 1
Omar Vizquel, S OBP: 0.345, SLG: 0.405 (1, 6)	0-2 L9			1-0 F9		3-2 L5		0-1 SH3 3-H		3 0 0 1 0 0 0
Ellis Burks, R OBP: 0.361, SLG: 0.486 (1, 10)	1-0 G4-3			2-1 CS 2B		3-2 G1-3		4-2 BB BB		3 0 1 0 1 0 0
Milton Bradley, S OBP: 0.427, SLG: 0.510 (1, 8)		1-3 K		4-2 CS BB		0-0 G5-3		4-2 SAFE SAFE 1-2 BB		2 0 0 0 2 1 0
Shane Spencer, R OBP: 0.285, SLG: 0.358 (1, 9)		0-0 F8		1-2 F8 1-2 2-3		3-3 K		1-3 K		4 0 0 0 0 2 4
Josh Bard, S OBP: 0.307, SLG: 0.325 (1, 2)		1-2 HR			0-1 2B SF8 1B		1-2 G6-3			3 2 2 1 0 0 0
Casey Blake, R OBP: 0.302, SLG: 0.385 (1, 5) (9, 3)		1-1 G5-3			0-1 2B		3-2 G6-3			3 0 1 0 0 0 0
Ben Broussard, L OBP: 0.286, SLG: 0.462 (1, 3) Brandon Phillips, R OBP: 0.279, SLG: 0.361 (8, PH) (9, 4)			0-2 G6-3		1-3 K		4-0 SH1-3 E BB			2 0 0 0 0 1 2 0 1 0 0 1 0 0
John McDonald, R OBP: 0.327, SLG: 0.449 (1, 4) (9, 5)			0-1 G5-3		2-2 SF8 3-H		0-0 SH1-3 1-2			1 0 0 1 0 0 0

Inning Stats	R: 0 E: 0 K: 0 S: 7	H: 0 LOB: 0 BB: 0 P: 11	R: 1 E: 0 K: 1 S: 9	H: 1 LOB: 0 BB: 0 P: 12	R: 0 E: 0 K: 0 S: 8	H: 0 LOB: 0 BB: 0 P: 10	R: 0 E: 0 K: 0 S: 8	H: 1 LOB: 1 BB: 1 P: 16	R: 1 E: 0 K: 1 S: 11	H: 2 LOB: 1 BB: 0 P: 14	R: 0 E: 0 K: 0 S: 9	H: 0 LOB: 0 BB: 0 P: 15	R: 0 E: 0 K: 1 S: 9	H: 0 LOB: 0 BB: 0 P: 16	R: 2 E: 1 K: 1 S: 14	H: 1 LOB: 2 BB: 3 P: 27
--------------	------------------------------	----------------------------------	------------------------------	----------------------------------	------------------------------	----------------------------------	------------------------------	----------------------------------	-------------------------------	----------------------------------	------------------------------	----------------------------------	------------------------------	----------------------------------	-------------------------------	----------------------------------

PITCHER	IP	WLS	BF	H	R	ER	SO	BB	IBB	HBP	BLK	WP	HR	S	P	ERA	WHIP
John Halama, L ERA: 3.65 (1, 1)	6.0		22	4	2	2	2	1	0	0	0	0	1	52	78	3.00	0.833
Chad Bradford, R ERA: 3.2 (7, 1)	1.0		3	0	0	0	1	0	0	0	0	0	0	9	16	0.00	0.000
Ricardo Rincon, L ERA: 3.86 (8, 1)	1.0	L	7	1	2	1	1	3	0	0	0	0	0	14	27	9.00	4.000

BOTTOM

Oakland Athletics @ Cleveland Indians
Jacobs Field, Cleveland, OH
 Sat May 17 2003, 7:05 PM EDT
 Att. 23,958 - Sunny - 56 F

AB	25
R	4
H	5
RBI	4
BB	4
SO	4
LOB	7



WP	PA	ERA	WHIP
0	32		

Batter	1	2	3	4	5	6	7	8	9	AB R H RBI BB SO LOB	TOP																
Eric Byrnes, R OBP: 0.394, SLG: 0.531 (1, 8) (9, 7)	1-0 G3			2-2 G6-3		1-2 K		0-2 SF9	0-0 1B FC5-4	4 1 1 2 0 1 1																	
Scott Hatteberg, L OBP: 0.362, SLG: 0.393 (1, 3)	2-1 L7			2-2 G3			4-2 FC6-4 BB	1-1 BB 1B	0-1 FC5-4 1B	4 0 2 2 1 0 0																	
Miguel Tejada, R OBP: 0.268, SLG: 0.379 (1, 6)	3-2 F8			0-1 P4			1-2 FC6-4 G5-4-3	4-2 BB	2-1 FC5-4 3B 2B	4 0 0 1 1 0 2																	
3 Eric Chavez, L OBP: 0.341, SLG: 0.473 (1, 5)		1-2 G3			2-2 G1-3		0-1 G5-4-3	1-2 P6	0-2 2B	5 0 1 0 0 0 4																	
Erubiel Durazo, L OBP: 0.379, SLG: 0.486 (1, 10)		4-2 G6-4-3 BB			0-1 G6-3			3-2 G3	0-2 1B 2B L8	4 1 1 0 1 0 2																	
Ramon Hernandez, R OBP: 0.370, SLG: 0.484 (1, 2)		0-0 G6-4-3 1-2f			2-1 G5-3			0-0 1B 1B 1B	0-0 B1-3	4 1 1 0 0 0 2																	
Mark Ellis, R OBP: 0.326, SLG: 0.402 (1, 4)			2-2 F7			3-2 G3 2B		2-0 1B SF9 1B	1-2 1B 1B	4 2 3 1 0 0 0																	
Terrence Long, L OBP: 0.319, SLG: 0.420 (1, 9)			2-2 F7			1-2 G3		1-1 SF9 1B	0-1 1B 1B	4 2 2 0 0 0 1																	
Ron Gant, R OBP: 0.195, SLG: 0.237 Chris Singleton, L OBP: 0.342, SLG: 0.415 (9, PH) (9, 8)			2-2 G6-3			3-3 K		0-1 BB 1B	0-2 1B 1B	3 0 1 1 0 1 1 1 1 1 1 0 0 0																	
Inning Stats	R: 0 E: 0 K: 0 S: 6	H: 0 LOB: 0 BB: 0 P: 12	R: 0 E: 0 K: 0 S: 6	H: 0 LOB: 0 BB: 1 P: 11	R: 0 E: 0 K: 0 S: 9	H: 0 LOB: 0 BB: 0 P: 15	R: 0 E: 0 K: 0 S: 8	H: 0 LOB: 0 BB: 0 P: 12	R: 0 E: 0 K: 0 S: 9	H: 0 LOB: 0 BB: 0 P: 13	R: 0 E: 0 K: 2 S: 17	H: 1 LOB: 1 BB: 0 P: 25	R: 0 E: 0 K: 0 S: 7	H: 0 LOB: 0 BB: 1 P: 12	R: 3 E: 0 K: 0 S: 20	H: 5 LOB: 3 BB: 1 P: 32	R: 5 E: 0 K: 0 S: 21	H: 7 LOB: 2 BB: 0 P: 25	1B: 10 2B: 3 3B: 0 HR: 0	SF: 1 SAC: 0 DP: 2 HBP: 0	WP: 0 PB: 0 SB: 0 CS: 0	PA: 41					
PITCHER	IP	WLS	BF	H	R	ER	SO	BB	IBB	HBP	BLK	WP	HR	S	P	ERA	WHIP										
Brian Anderson, L ERA: 5.14 (1, 1)	7.1		27	5	3	3	2	2	0	0	0	0	0	71	115	3.68	0.955										
Jason Boyd, R ERA: 9.0 (8, 1)	0.1	H	3	1	0	0	0	1	0	0	0	0	0	8	13	0.00	6.000										
Terry Mulholland, L ERA: 3.44 (8, 1)	0.1	H	1	0	0	0	0	0	0	0	0	0	0	3	4	0.00	0.000										
Danys Baez, R ERA: 5.57 (9, 1)	0.1	L	6	5	5	5	0	0	0	0	0	0	0	13	15	135.00	15.000										
53 Carl Sadler, L ERA: 1.86 (9, 1)	0.2		4	2	0	0	0	0	0	0	0	0	0	8	10	0.00	3.000										

Oakland Athletics @ Cleveland Indians
Jacobs Field, Cleveland, OH
 Sun May 18 2003, 1:05 PM EDT
 Att. 25,421 - Cloudy - 63 F

AB	37
R	8
H	13
RBI	8
BB	3
SO	2
LOB	13



Batter	1	2	3	4	5	6	7	8	9	AB R H RBI BB SO LOB
Jody Gerut, L OBP: 0.259, SLG: 0.421 (1, 9)	2-2 1B 2B	0-0 L6		3-2 G4-3		0-0 G4-3			2-3 K	5 1 1 0 0 1 1
Omar Vizquel, S OBP: 0.341, SLG: 0.395 (1, 6)	0-0 B1		4-2 2B WP BB	0-2 L9		1-2 E4 BLK			0-3 K	4 1 0 0 1 1 2
Ellis Burks, R OBP: 0.368, SLG: 0.493 (1, 10)	3-1 S 1B 2-H		2-1 WP G4-3 2B		4-2 1B E BB	1-3 K			1-2 G3	4 3 2 1 1 1 1
Milton Bradley, S OBP: 0.430, SLG: 0.505 (1, 8)	0-3 K		4-1 G4-3 WP BB		0-1 E 1B			0-0 G1-4-3		3 0 1 0 1 1 1
Shane Spencer, R OBP: 0.291, SLG: 0.358 (1, 7)	4-2 1B 1-2 BB		1-3 K		0-1 E2 1B			2-3 K		3 0 1 0 1 2 2
Casey Blake, R OBP: 0.301, SLG: 0.380 (1, 3)	1-2 1B		0-2 G4-3		0-3 K			0-1 F9		4 0 1 2 0 1 3
Tim Laker, R OBP: 0.316, SLG: 0.429 (1, 2)	3-0 F9		2-2 G1-3		1-3 K			0-3 K		4 0 0 0 0 2 5
John McDonald, R OBP: 0.304, SLG: 0.415 (1, 5)		1-0 F9		0-2 F7		0-3 K		1-3 K		4 0 0 0 0 2 2
Brandon Phillips, R OBP: 0.271, SLG: 0.349 (1, 4)		3-3 K		1-2 E4 G4-3 S		0-3 K		0-1 P6		4 0 0 0 0 2 0

Inning Stats	R: 2 E: 0 K: 1 S: 17	H: 3 LOB: 2 BB: 1 P: 30	R: 0 E: 0 K: 1 S: 5	H: 0 LOB: 0 BB: 0 P: 9	R: 2 E: 0 K: 1 S: 17	H: 1 LOB: 1 BB: 2 P: 30	R: 0 E: 1 K: 0 S: 13	H: 0 LOB: 1 BB: 0 P: 17	R: 1 E: 1 K: 3 S: 16	H: 2 LOB: 2 BB: 1 P: 21	R: 0 E: 1 K: 2 S: 11	H: 0 LOB: 1 BB: 0 P: 13	R: 0 E: 0 K: 1 S: 8	H: 0 LOB: 0 BB: 0 P: 10	R: 0 E: 0 K: 2 S: 8	H: 0 LOB: 0 BB: 0 P: 9	R: 0 E: 0 K: 2 S: 12	H: 0 LOB: 0 BB: 0 P: 15	1B: 4 2B: 2 3B: 0 HR: 0	SF: 0 SAC: 0 DP: 0 HBP: 0
--------------	-------------------------------	----------------------------------	------------------------------	---------------------------------	-------------------------------	----------------------------------	-------------------------------	----------------------------------	-------------------------------	----------------------------------	-------------------------------	----------------------------------	------------------------------	----------------------------------	------------------------------	---------------------------------	-------------------------------	----------------------------------	----------------------------------	------------------------------------

BOTTOM

Oakland Athletics @ Cleveland Indians
Jacobs Field, Cleveland, OH
 Sun May 18 2003, 1:05 PM EDT
 Att. 25,421 - Cloudy - 63 F

livebaseballscorecards.com

AB	35
R	5
H	6
RBI	3
BB	4
SO	13
LOB	17



PITCHER	IP	WLS	BF	H	R	ER	SO	BB	IBB	HBP	BLK	WP	HR	S	P	ERA	WHIP
Ted Lilly, L ERA: 4.08 (1, 1)	4.0		22	5	5	4	3	4	0	0	0	1	0	56	94	9.00	2.250
Chad Bradford, R ERA: 2.91 (5, 1)	2.0		8	1	0	0	5	0	0	0	1	0	0	23	26	0.00	0.500
Jim Mecir, R ERA: 5.68 (7, 1)	1.0		3	0	0	0	1	0	0	0	0	0	0	8	10	0.00	0.000
Keith Foulke, R ERA: 2.49 (8, 1)	2.0	W	6	0	0	0	4	0	0	0	0	0	0	20	24	0.00	0.000

Batter	1	2	3	4	5	6	7	8	9	AB R H RBI BB SO LOB	TOP					
Gene Kingsale, S (1, 8) OBP: 0.337, SLG: 0.333	0-1 L7		1-0 SH E SH1-4 HR	1-0 3B		0-0 G4-3		2-3 K		4 1 1 0 0 1 1						
Ramon Santiago, S (1, 4) OBP: 0.330, SLG: 0.286	0-1 1B		1-1 SH1-4	0-0 G4-3			0-0 G4-3	1-3 K		4 0 1 0 0 1 2						
Bobby Higginson, L (1, 9) OBP: 0.368, SLG: 0.383	0-0 1B		4-0 HR IBB		0-1 G6-3		2-1 HR 1B		1-0 F8	4 2 2 0 1 0 0						
Dmitri Young, S (1, 7) OBP: 0.296, SLG: 0.409	1-2 G4-6-3		0-0 E3 HR		1-3 K		0-3 K	1-3 K		5 1 0 1 0 3 5						
Carlos Pena, L (1, 3) OBP: 0.284, SLG: 0.403		2-2 HR	0-0 HR		4-0 BB		0-0 HR	1-0 F8		4 3 3 7 1 0 0						
Eric Munson, L (1, 5) OBP: 0.308, SLG: 0.382		2-0 F8	1-2 F8		2-1 F7		4-2 BB			3 0 0 0 1 0 1						
Kevin Witt, L (1, 10) OBP: 0.200, SLG: 0.800		1-3 K	0-1 G4-3			2-0 HR	3-3 K			4 1 1 1 0 2 1						
15 Brandon Inge, R (1, 2) OBP: 0.214, SLG: 0.212	1-2 F8			0-1 E4 20 CS		2-0 P3		1-3 K		4 0 0 0 0 1 0						
20 Omar Infante, R (1, 6) OBP: 0.281, SLG: 0.271			3-2 SH1-4 SH E 1B	1-3 K		0-2 G6-3		2-1 1B		4 1 2 0 0 1 1						
Inning Stats	R: 0 H: 2 E: 0 LOB: 1 K: 0 BB: 0 S: 8 P: 9	R: 1 H: 1 E: 0 LOB: 0 K: 1 BB: 0 S: 12 P: 18	R: 5 H: 2 E: 2 LOB: 0 K: 0 BB: 1 S: 16 P: 26	R: 0 H: 1 E: 1 LOB: 1 K: 1 BB: 0 S: 7 P: 9	R: 0 H: 0 E: 0 LOB: 1 K: 1 BB: 1 S: 8 P: 15	R: 1 H: 1 E: 0 LOB: 0 K: 0 BB: 0 S: 6 P: 10	R: 2 H: 2 E: 0 LOB: 1 K: 2 BB: 1 S: 12 P: 21	R: 0 H: 1 E: 0 LOB: 1 K: 3 BB: 0 S: 12 P: 18	R: 0 H: 0 E: 0 LOB: 0 K: 1 BB: 0 S: 5 P: 8	1B: 5 SF: 0 2B: 0 SAC: 2 3B: 1 DP: 1 HR: 4 HBP: 0	WP: 0 PA: 41 PB: 0 SB: 2 CS: 1					
PITCHER	IP WLS BF H R ER SO BB IBB HBP BLK WP HR S P ERA WHIP															
Jason Davis, R (1, 1) ERA: 5.81	6.0	28	7	7	2	3	1	1	0	0	0	3	57	87	3.00	1.333
Billy Traber, L (7, 1) ERA: 4.24	1.1	8	3	2	2	3	1	0	0	0	0	1	17	29	13.50	3.000
David Riske, R (8, 1) ERA: 3.92	1.2	5	0	0	0	3	0	0	0	0	0	0	12	18	0.00	0.000

Detroit Tigers @ Cleveland Indians
Jacobs Field, Cleveland, OH
 Mon May 19 2003, 7:05 PM EDT
 Att. 16,492 - Cloudy - 76 F

livebaseballscorecards.com

AB	36
R	9
H	10
RBI	9
BB	3
SO	9
LOB	11



Batter	1	2	3	4	5	6	7	8	9	AB R H RBI BB SO LOB	TOP																
Gene Kingsale, S (1, 8) OBP: 0.319, SLG: 0.313	1-0 G4-3		2-2 F8		1-2 G3		3-2 F7		3-1 G4-3	5 0 0 0 0 0 1																	
Ramon Santiago, S (1, 4) OBP: 0.328, SLG: 0.284	0-1 B2-3		0-3 K		0-0 CS 1B		1-1 G3			4 0 1 0 0 1 0																	
Bobby Higginson, L (1, 9) OBP: 0.376, SLG: 0.399	0-0 CS 1B		2-0 1B 1B		1-1 CS 1-2	1-1 HR 2B		1-0 L5		4 1 3 0 0 0 0																	
Dmitri Young, S (1, 7) OBP: 0.301, SLG: 0.431	2-1 CS 1-2	2-1 G5-3	0-0 1B 1-3		0-1 HR 2-H		2-0 G3-1			4 1 2 2 0 0 0																	
Carlos Pena, L (1, 3) OBP: 0.289, SLG: 0.406		1-0 BB 1B	0-0 G3		3-2 G4-3		2-2 1B			4 1 2 0 0 0 2																	
Eric Munson, L (1, 5) OBP: 0.306, SLG: 0.371		4-0 1B 1B BB		0-0 G1-3		0-0 L3		2-3 K		3 1 0 0 1 1 1																	
Kevin Witt, L (1, 10) OBP: 0.375, SLG: 0.750		0-1 L6 1B 1B		2-1 G4-3		2-2 FC4-6 1B		0-0 SH1-5-3 1B		3 0 2 1 0 0 0																	
Craig Monroe, R (9, PH) OBP: 0.302, SLG: 0.402		1-2 2-H								1 0 1 0 0 0 0																	
Shane Halter, R (1, 6) OBP: 0.276, SLG: 0.357		1-0 1B 1-2 2-H		3-1 L9		0-0 FC4-6 1-2f		0-1 SH1-5-3		3 0 1 1 0 0 1																	
Matt Walbeck, S (1, 2) OBP: 0.053, SLG: 0.079		1-0 L6 2-2			1-0 F9		2-1 G1-3		0-3 K	4 0 0 0 0 1 3																	
Inning Stats	R: 0 E: 0 K: 0 S: 5	H: 1 LOB: 0 BB: 0 P: 8	R: 2 E: 0 K: 0 S: 7	H: 3 LOB: 1 BB: 1 P: 16	R: 0 E: 0 K: 1 S: 9	H: 2 LOB: 2 BB: 0 P: 13	R: 0 E: 0 K: 0 S: 5	H: 0 LOB: 0 BB: 0 P: 10	R: 0 E: 0 K: 0 S: 6	H: 1 LOB: 0 BB: 0 P: 9	R: 2 E: 0 K: 0 S: 12	H: 3 LOB: 1 BB: 0 P: 18	R: 0 E: 0 K: 0 S: 7	H: 0 LOB: 0 BB: 0 P: 13	R: 0 E: 0 K: 1 S: 9	H: 1 LOB: 1 BB: 0 P: 16	R: 0 E: 0 K: 1 S: 8	H: 1 LOB: 1 BB: 0 P: 11	1B: 10 2B: 2 3B: 0 HR: 1	SF: 0 SAC: 1 DP: 1 HBP: 0	WP: 0 PB: 0 SB: 0 CS: 2	PA: 39					
PITCHER	IP WLS BF H R ER SO BB IBB HBP BLK WP HR S P ERA WHIP																										
37 Jake Westbrook, R (1, 1) ERA: 4.67	6.0		26	10	4	4	1	1	0	0	0	0	1	44	74	6.00	1.833										
Jason Phillips, R (7, 1) ERA:	1.0		3	0	0	0	0	0	0	0	0	0	0	7	13	0.00	0.000										
Terry Mulholland, L (8, 1) ERA: 3.26	1.0		4	1	0	0	1	0	0	0	0	0	0	9	16	0.00	1.000										
David Riske, R (9, 1) ERA: 3.74	1.0	W	4	1	0	0	1	0	0	0	0	0	0	8	11	0.00	1.000										

Detroit Tigers @ Cleveland Indians
Jacobs Field, Cleveland, OH

Tue May 20 2003, 7:05 PM EDT
Att. 15,499 - Cloudy - 54 F

livebaseballscorecards.com

AB 35
R 4
H 12
RBI 4
BB 1
SO 3
LOB 8



Batter	1	2	3	4	5	6	7	8	9	AB	R	H	RBI	BB	SO	LOB
Matt Lawton, L OBP: 0.310, SLG: 0.373 (1, 7)	F7			FC6-4 1B	1B BB		P6			3	0	1	0	1	0	1
John McDonald, R OBP: 0.300, SLG: 0.404 (1, 6)	L8			E5 FC6-4	1B 2-H		P4			4	0	1	1	0	0	2
Ellis Burks, R OBP: 0.355, SLG: 0.467 (1, 10)	G5-3			K	G1-3			F9		4	0	0	0	0	1	4
Milton Bradley, S OBP: 0.438, SLG: 0.522 (1, 8)			K	FC6-4 1-2f 2-3		F7		G4-6-3 1B		4	0	1	0	0	1	2
Jody Gerut, L OBP: 0.258, SLG: 0.446 (1, 9)			K	P5		G3-1		G4-6-3 1-2f		4	0	0	0	0	1	3
Josh Bard, S OBP: 0.304, SLG: 0.352 (1, 2)			G4-3			F9	HR		K	4	1	1	1	0	1	0
Casey Blake, R OBP: 0.326, SLG: 0.438 (1, 5)				K	E8 1B 2B	G6-3			K 1B HR	4	2	2	0	0	1	0
Ben Broussard, L OBP: 0.318, SLG: 0.450 (1, 3)				F9		P3			F9 1B HR	4	0	1	0	0	0	1
Bill Selby, L OBP: 0.146, SLG: 0.108 (9, PR)										0	1	0	0	0	0	0
Brandon Phillips, R OBP: 0.284, SLG: 0.381 (1, 4)				K2-3		BB 1B			HR 1-H 3-H	4	2	3	4	0	1	0

Inning Stats	R: 0	H: 0	R: 0	H: 0	R: 0	H: 0	R: 0	H: 1	R: 2	H: 3	R: 1	H: 1	R: 0	H: 1	R: 0	H: 1	R: 3	H: 3	1B: 7	SF: 0	WP: 0	PA: 36
	E: 0	LOB: 0	E: 0	LOB: 0	E: 0	LOB: 0	E: 1	LOB: 2	E: 1	LOB: 2	E: 0	LOB: 0	E: 0	LOB: 1	E: 0	LOB: 0	E: 0	LOB: 1	2B: 1	SAC: 0	PB: 0	
	K: 0	BB: 0	K: 2	BB: 0	K: 2	BB: 0	K: 1	BB: 0	K: 0	BB: 1	K: 0	BB: 0	K: 0	BB: 0	K: 0	BB: 0	K: 1	BB: 0	3B: 0	DP: 1	SB: 0	
	S: 6	P: 11	S: 9	P: 14	S: 8	P: 11	S: 11	P: 19	S: 16	P: 31	S: 11	P: 16	S: 8	P: 11	S: 4	P: 8	S: 7	P: 10	HR: 2	HBP: 0	CS: 0	

PITCHER	IP	WLS	BF	H	R	ER	SO	BB	IBB	HBP	BLK	WP	HR	S	P	ERA	WHIP
Adam Bernero, R ERA: 5.87 (1, 1)	6.0		25	5	3	3	5	1	0	0	0	0	1	61	102	4.50	1.000
Matt Roney, R ERA: 3.52 (7, 1)	2.1	L	11	5	3	3	1	0	0	0	0	0	1	19	29	11.57	2.143

BOTTOM

Detroit Tigers @ Cleveland Indians
Jacobs Field, Cleveland, OH
 Tue May 20 2003, 7:05 PM EDT
 Att: 15,499 - Cloudy - 54 F

AB	35
R	6
H	10
RBI	6
BB	1
SO	6
LOB	13



WP	PA	ERA	WHIP
0	36		

Batter	1	2	3	4	5	6	7	8	9	AB R H RBI BB SO LOB	TOP											
Andres Torres, S (1, 8) OBP: 0.276, SLG: 0.296	2-2 SH5-3 2B		0-1 1B		1-1 FC4-6 1-2f			1-3 K		4 0 2 0 0 1 3												
Ramon Santiago, S (1, 4) OBP: 0.319, SLG: 0.276	0-1 SH5-3 2-3		0-0 P4			2-2 G4-3		1-3 K		3 0 0 0 0 1 2												
Bobby Higginson, L (1, 9) OBP: 0.368, SLG: 0.389	2-1 G4-3			1-0 F9		3-3 K		3-3 K		4 0 0 0 0 2 2												
Dmitri Young, S (1, 10) OBP: 0.300, SLG: 0.427	1-3 K			1-3 K		0-1 G3-1			0-1 2B 1B	4 0 1 0 0 2 1												
Craig Monroe, R (1, 7) OBP: 0.300, SLG: 0.407				0-1 F9			0-0 G4-3		1-1 2B 1-3	4 0 1 0 0 0 0												
Carlos Pena, L (1, 3) OBP: 0.295, SLG: 0.404					2-3 K		3-1 1B		2-3 K	3 0 1 0 1 2 2												
Shane Halter, R (1, 6) OBP: 0.266, SLG: 0.343				0-0 G5-4-3 1-2f		0-1 F9		2-3 SAFE K		4 0 0 0 0 2 4												
Eric Munson, L (1, 5) OBP: 0.305, SLG: 0.367					1-3 K 15 BB 1B		1-1 G4-3		3-3 K	4 0 1 0 0 2 3												
15 Brandon Inge, R (1, 2) OBP: 0.226, SLG: 0.228					2-2 F8 FC4-6 BB			1-0 2B		2 0 1 0 1 0 0												
Inning Stats	R: 0 E: 0 K: 1 S: 12	H: 1 LOB: 1 BB: 0 P: 17	R: 0 E: 0 K: 0 S: 6	H: 0 LOB: 0 BB: 1 P: 12	R: 0 E: 0 K: 1 S: 9	H: 1 LOB: 1 BB: 0 P: 12	R: 0 E: 0 K: 1 S: 6	H: 0 LOB: 0 BB: 0 P: 8	R: 0 E: 0 K: 1 S: 9	H: 1 LOB: 2 BB: 1 P: 16	R: 0 E: 0 K: 1 S: 8	H: 0 LOB: 0 BB: 0 P: 13	R: 0 E: 0 K: 1 S: 8	H: 1 LOB: 1 BB: 0 P: 14	R: 0 E: 0 K: 3 S: 10	H: 1 LOB: 1 BB: 0 P: 16	R: 0 E: 0 K: 3 S: 13	H: 2 LOB: 2 BB: 0 P: 19	1B: 4 2B: 3 3B: 0 HR: 0	SF: 0 SAC: 1 DP: 1 HBP: 0	WP: 0 PB: 0 SB: 0 CS: 0	PA: 35
PITCHER	IP WLS BF H R ER SO BB IBB HBP BLK WP HR S P ERA WHIP																					
CC Sabathia, L (1, 1) ERA: 2.73	6.0 W 22 3 0 0 5 2 0 0 0 0 0 0 50 78 0.00 0.833																					
Billy Traber, L (7, 1) ERA: 4.07	1.0 5 2 0 0 1 0 0 0 0 0 0 0 9 16 0.00 2.000																					
Jason Boyd, R (8, 1) ERA: 7.88	1.0 3 0 0 0 3 0 0 0 0 0 0 0 9 14 0.00 0.000																					
Danys Baez, R (9, 1) ERA: 5.32	1.0 5 2 0 0 3 0 0 0 0 0 0 0 13 19 0.00 2.000																					

Detroit Tigers @ Cleveland Indians
 Jacobs Field, Cleveland, OH
 Wed May 21 2003, 7:05 PM EDT
 Att. 16,534 - Cloudy - 51 F

livebaseballscorecards.com

AB	32
R	0
H	7
RBI	0
BB	2
SO	12
LOB	17



Batter	1	2	3	4	5	6	7	8	9
Matt Lawton, L (1, 7) OBP: 0.314, SLG: 0.383 Jody Gerut, L (8, 9) OBP: 0.258, SLG: 0.446	1-2 		1-2 	2-0 			1-1 		
Omar Vizquel, S (1, 6) OBP: 0.340, SLG: 0.388	4-1 		1-0 	1-2 	1-1 		0-1 		
Ellis Burks, R (1, 10) OBP: 0.352, SLG: 0.458	0-0 		1 SAFE 		2-3 		3-3 		
Milton Bradley, S (1, 8) OBP: 0.440, SLG: 0.513	2-3 		4-1 	1-2 	4-2 		2-2 		
Shane Spencer, R (1, 9) OBP: 0.304, SLG: 0.365 (8, 7)		3-2 	1-1 	1 SAFE 	4-0 		3-2 		
Josh Bard, S (1, 2) OBP: 0.295, SLG: 0.341	0-1 	0-1 	1-1 	0-0 	1-3 		1-2 		
Ben Broussard, L (1, 3) OBP: 0.346, SLG: 0.478	0-0 		1-2 	0-0 	4-2 		4-2 		
Casey Blake, R (1, 5) OBP: 0.324, SLG: 0.427	3-3 		3-3 	4-1 	2-2 		2-2 		
Brandon Phillips, R (1, 4) OBP: 0.285, SLG: 0.380			2-3 	0-2 	1-0 		1-1 		

Inning Stats	R: 0	H: 0	E: 0	K: 1	S: 11	R: 0	H: 1	E: 0	K: 1	S: 9	R: 3	H: 3	E: 0	K: 1	S: 13	R: 1	H: 2	E: 1	K: 1	S: 17	R: 0	H: 0	E: 0	K: 1	S: 8	R: 0	H: 0	E: 0	K: 0	S: 3	R: 0	H: 0	E: 0	K: 1	S: 8	R: 0	H: 1	E: 0	K: 1	S: 14	
	0	0	0	1	18	0	1	0	1	15	3	3	0	1	27	1	2	1	0	1	23	0	0	0	1	8	0	0	0	0	8	0	1	0	0	12	0	1	0	2	26

PITCHER	IP	WLS	BF	H	R	ER	SO	BB	IBB	HBP	BLK	WP	HR	S	P	ERA	WHIP
38 Jeremy Bolderman, R (1, 1) ERA: 5.73	5.0	L	24	6	4	3	5	5	0	0	0	0	0	58	102	5.40	2.200
Franklyn German, R (6, 1) ERA: 3.44	2.0		6	0	0	0	1	1	0	0	0	0	0	11	20	0.00	0.500
Wilfredo Ledezma, L (8, 1) ERA: 4.76	1.0		5	1	0	0	1	1	0	0	0	0	0	14	26	0.00	2.000

AB R H RBI BB SO LOB

4	1	2	1	0	0	0
0	0	0	0	0	0	0
3	1	1	1	1	0	0
3	1	0	0	1	2	1
2	0	0	0	2	1	1
3	0	2	2	1	0	0
4	0	0	0	0	1	5
3	0	1	0	1	0	0
3	0	0	0	1	2	3
3	1	1	0	0	1	1

AB 28
R 4
H 7
RBI 4
BB 7
SO 7
LOB 11

WP: 0 **PA: 36**
PB: 0
SB: 2
CS: 1

DETROIT TIGERS @ CLEVELAND INDIANS
 Jacobs Field, Cleveland, OH

Wed May 21 2003, 7:05 PM EDT
 Att. 16,534 - Cloudy - 51 F

PITCHER	IP	WLS	BF	H	R	ER	SO	BB	IBB	HBP	BLK	WP	HR	S	P	ERA	WHIP
---------	----	-----	----	---	---	----	----	----	-----	-----	-----	----	----	---	---	-----	------

Batter	1	2	3	4	5	6	7	8	9	10	11	AB R H RBI BB SO LOB	TOP	
Andres Torres, S OBP: 0.259, SLG: 0.276 (1, 8)	G4-3		G1-3			L7	G4-3			B1		5 0 0 0 0 0 0	Detroit Tigers @ Cleveland Indians Jacobs Field, Cleveland, OH Thu May 22 2003, 7:05 PM EDT Att: 18,347 - Sunny - 58 F	
Ramon Santiago, S OBP: 0.315, SLG: 0.273 (1, 4)	G4-3		G4-3			BB 1B 1B		G4-3		G4-3		5 1 1 0 0 0 0		
Bobby Higginson, L OBP: 0.369, SLG: 0.389 (1, 9)	1B				F9	BB 1B		F8		K		5 1 2 0 0 1 0		
Carlos Pena, L OBP: 0.304, SLG: 0.403 (1, 3)	F7				G3	1B BB		BB		CS 1B		3 0 1 0 2 0 1		
Craig Monroe, R OBP: 0.295, SLG: 0.389 (1, 7)			F8		F8	L4		K		1B SF8 BB		4 1 0 0 1 1 4		
Kevin Witt, L OBP: 0.400, SLG: 0.800 Dmitri Young, S (6, PH) OBP: 0.306, SLG: 0.431 Gene Kingsale, S (11, PR) OBP: 0.319, SLG: 0.313	P5				2B	1B		K		SF8 1B		2 0 1 0 0 0 0 3 0 2 2 0 1 0 0 0 0 0 0 0 0		
Eric Munson, L OBP: 0.301, SLG: 0.357 (1, 5)	BB				F7	K		F8		SF8		3 0 0 1 1 1 3		
Shane Halter, R OBP: 0.263, SLG: 0.330 (1, 6)	F8				G6-3		G5-3			K		4 0 0 0 1 1 3		
15 Brandon Inge, R OBP: 0.218, SLG: 0.219 (1, 2)			K		G1-3		G6-3			K		4 0 0 0 0 2 2		
Inning Stats	R: 0 H: 1 E: 0 LOB: 1 K: 0 BB: 0 S: 8 P: 12	R: 0 H: 0 E: 0 LOB: 1 K: 0 BB: 1 S: 6 P: 18	R: 0 H: 0 E: 0 LOB: 0 K: 1 BB: 0 S: 7 P: 10	R: 0 H: 0 E: 0 LOB: 0 K: 0 BB: 0 S: 7 P: 10	R: 0 H: 1 E: 0 LOB: 1 K: 0 BB: 0 S: 9 P: 17	R: 2 H: 3 E: 0 LOB: 2 K: 1 BB: 1 S: 17 P: 31	R: 0 H: 0 E: 0 LOB: 0 K: 0 BB: 0 S: 6 P: 11	R: 0 H: 0 E: 0 LOB: 1 K: 1 BB: 1 S: 7 P: 12	R: 0 H: 0 E: 0 LOB: 1 K: 2 BB: 1 S: 11 P: 19	R: 0 H: 0 E: 0 LOB: 0 K: 1 BB: 0 S: 7 P: 11	R: 1 H: 2 E: 0 LOB: 1 K: 1 BB: 1 S: 11 P: 22	1B: 6 SF: 1 2B: 1 SAC: 0 3B: 0 DP: 0 HR: 0 HBP: 0		WP: 0 PA: 44 PB: 0 SB: 0 CS: 1
PITCHER	IP WLS BF H R ER SO BB IBB HBP BLK WP HR S P ERA WHIP													
Jason Bere, R ERA: 3.18 (1, 1)	5.2 23 4 2 2 1 2 0 0 0 0 0 0 49 88 3.18 1.059													
Terry Mulholland, L ERA: 5.2 (6, 1)	0.1 B 2 1 0 0 1 0 0 0 0 0 0 0 5 10 0.00 3.000													
Jason Boyd, R ERA: 6.3 (7, 1)	2.0 7 0 0 0 1 1 0 0 0 0 0 0 13 23 0.00 0.500													
David Riske, R ERA: 3.57 (9, 1)	1.0 4 0 0 0 2 1 0 0 0 0 0 0 11 19 0.00 1.000													
Danys Baez, R ERA: 5.09 (10, 1)	1.0 3 0 0 0 1 0 0 0 0 0 0 0 7 11 0.00 0.000													
PITCHER	IP WLS BF H R ER SO BB IBB HBP BLK WP HR S P ERA WHIP													
Jason Phillips, R ERA: 4.5 (11, 1)	1.0 L 5 2 1 1 1 1 0 0 0 0 0 0 11 22 9.00 3.000													

livebaseballscorecards.com

AB	38
R	3
H	7
RBI	3
BB	5
SO	7
LOB	13



Batter	1	2	3	4	5	6	7	8	9	10	11	AB R H RBI BB SO LOB	BOTTOM														
Matt Lawton, L OBP: 0.317, SLG: 0.384 (1, 7)	2-1 BB 1B		3-2 G4-6-3 1B		1-1 CS 1-2	1-2 F9		1-0 F7			1-1 G4-3	5 1 2 0 0 0 2	Detroit Tigers @ Cleveland Indians Jacobs Field, Cleveland, OH Thu May 22 2003, 7:05 PM EDT Att. 18,347 - Sunny - 58 F														
Omar Vizquel, S OBP: 0.337, SLG: 0.379 (1, 6)	4-1 1B SF9 BB		0-2 G4-6-3 1-2f			0-1 G3		2-3 K			0-1 F8	4 1 0 0 1 1 3															
Ellis Burks, R OBP: 0.354, SLG: 0.453 (1, 10)	1-1 1-3 2-H 1B		3-2 G5-3			2-0 F8				2-2 G6-3 HBP	1-1 G5-3	4 0 1 1 0 0 0															
Milton Bradley, S OBP: 0.428, SLG: 0.496 (1, 8)	3-0 F7			0-0 F7		2-0 F7				3-2 G6-3 1-2f		4 0 0 0 0 0 3															
Jody Gerut, L OBP: 0.243, SLG: 0.426 (1, 9)	3-2 SF9 3-H			1-0 P6		3-1 G4-3				3-3 K		3 0 0 1 0 1 0															
Shane Spencer, R OBP: 0.298, SLG: 0.357 John McDonald, R OBP: 0.295, SLG: 0.397 (1, 3) (8, 5)	3-2 G5-3			1-0 G4-3		1-1 F8					0-2 G5-3	3 0 0 0 0 0 1 1 0 0 0 0 0 0															
Casey Blake, R OBP: 0.329, SLG: 0.430 (1, 5) (8, 3)		2-1 F8			0-2 F9			3-1 FC1-5 SH 1B		1-2 S 1B		4 0 2 0 0 0 0															
Tim Laker, R OBP: 0.300, SLG: 0.405 Bill Selby, L OBP: 0.146, SLG: 0.108 Josh Bard, S OBP: 0.293, SLG: 0.338 (1, 2) (8, PR) (9, 2)		2-2 G5-3			0-3 K			0-0 SH FC1-5 1-2		1-3 K		2 0 0 0 0 1 0 0 0 0 0 0 0 0 1 0 0 0 0 1 1															
Brandon Phillips, R OBP: 0.277, SLG: 0.369 (1, 4)		3-3 K			2-2 E6 CS			1-0 FC1-5 1-2 2-3f		3-2 F7		4 0 0 0 0 1 3															
Inning Stats	R: 2 E: 0 K: 0 S: 12	H: 2 LOB: 1 BB: 1 P: 28	R: 0 E: 0 K: 1 S: 9	H: 0 LOB: 0 BB: 0 P: 16	R: 0 E: 0 K: 0 S: 9	H: 1 LOB: 0 BB: 0 P: 15	R: 0 E: 0 K: 1 S: 11	H: 0 LOB: 0 BB: 0 P: 14	R: 0 E: 0 K: 0 S: 7	H: 0 LOB: 0 BB: 0 P: 10	R: 0 E: 0 K: 1 S: 9	H: 1 LOB: 2 BB: 0 P: 16		R: 0 E: 0 K: 1 S: 9	H: 0 LOB: 0 BB: 0 P: 17	R: 0 E: 0 K: 1 S: 12	H: 1 LOB: 1 BB: 0 P: 17	R: 0 E: 0 K: 0 S: 6	H: 0 LOB: 0 BB: 0 P: 8	1B: 5 2B: 0 3B: 0 HR: 0	SF: 1 SAC: 1 DP: 2 HBP: 1	WP: 0 PB: 0 SB: 1 CS: 1	PA: 40				
PITCHER	IP	WLS	BF	H	R	ER	SO	BB	IBB	HBP	BLK	WP		HR	S	P	ERA	WHIP									
34 Nate Cornejo, R ERA: 3.23 Steve Avery, L ERA: Chris Spurling, R ERA: 2.95 Jamie Walker, L ERA: 3.95 Franklyn German, R ERA: 3.26 (1, 1) (8, 1) (9, 1) (9, 1) (10, 1)	7.1	0.2	2	4	2	2	2	1	0	0	0	0	0	60	107	2.46	0.682										
PITCHER	IP	WLS	BF	H	R	ER	SO	BB	IBB	HBP	BLK	WP	HR	S	P	ERA	WHIP										
Steve Sparks, R ERA: 3.49 (11, 1)	1.0	0	3	0	0	0	0	0	0	0	0	0	0	6	8	0.00	0.000										

AB	35
R	2
H	5
RBI	2
BB	1
SO	5
LOB	13



Batter	1	2	3	4	5	6	7	8	9	AB R H RBI BB SO LOB	TOP	
Matt Lawton, L (1, 7) OBP: 0.315, SLG: 0.377	1-0 G3		2-0 G3			1-1 G6-3 1B HBP		0-0 G3-1		3 1 0 0 0 0 1		
Omar Vizquel, S (1, 6) OBP: 0.335, SLG: 0.373	1-3 K				1-2 G5-3	4-0 G6-3 1B BB		2-2 P6		3 1 0 0 1 1 0		
John McDonald, R (8, 6) OBP: 0.295, SLG: 0.397										0 0 0 0 0 0 0		
Ellis Burks, R (1, 10) OBP: 0.346, SLG: 0.442	1-0 G1-3				2-1 G5-3	0-1 G6-3				4 0 0 0 0 0 2		
Milton Bradley, S (1, 8) OBP: 0.423, SLG: 0.488		2-2 G4-3			3-1 L5	2-0 G4-6-3 1B		0-0 G4-3		4 0 1 2 0 0 0		
Jody Gerut, L (1, 9) OBP: 0.243, SLG: 0.417		1-0 G4-3				0-0 G4-6-3		1-1 BB 1B		4 0 1 0 0 0 1		
Josh Bard, S (1, 2) OBP: 0.292, SLG: 0.331		0-3 K						4-1 FC6-4 BB		3 0 0 0 1 1 0		
Casey Blake, R (1, 5) OBP: 0.327, SLG: 0.420			1-3 K			4-2 1B BB		2-3 K		3 0 0 0 1 2 2		
Ben Broussard, L (1, 3) OBP: 0.379, SLG: 0.500					0-0 1B	0-1 1B		2-2 F8		3 0 2 0 0 0 0		
Brandon Phillips, R (1, 4) OBP: 0.272, SLG: 0.361			0-3 K			1-2 G6-3		1-0 G5-3		3 0 0 0 0 1 3		
Inning Stats	R: 0 E: 0 K: 1 S: 5 H: 0 LOB: 0 BB: 0 P: 8	R: 0 E: 0 K: 1 S: 9 H: 0 LOB: 0 BB: 0 P: 12	R: 0 E: 0 K: 2 S: 8 H: 1 LOB: 1 BB: 0 P: 11	R: 0 E: 0 K: 0 S: 7 H: 0 LOB: 0 BB: 0 P: 13	R: 0 E: 0 K: 0 S: 13 H: 1 LOB: 2 BB: 1 P: 22	R: 2 E: 0 K: 0 S: 5 H: 1 LOB: 0 BB: 1 P: 12	R: 0 E: 0 K: 1 S: 7 H: 0 LOB: 0 BB: 0 P: 11	R: 0 E: 0 K: 0 S: 5 H: 0 LOB: 0 BB: 0 P: 8	R: 0 E: 0 K: 0 S: 11 H: 1 LOB: 2 BB: 1 P: 20	1B: 4 2B: 0 3B: 0 HR: 0 SF: 0 SAC: 0 DP: 1 HBP: 1	WP: 0 PB: 0 SB: 0 CS: 0 PA: 34	
PITCHER Derek Lowe, R (1, 1) ERA: 5.27	IP WLS BF H R ER SO BB IBB HBP BLK WP HR S P ERA WHIP	9.0 W 34 4 2 2 5 3 0 1 0 0 0 70 117 2.00 0.778										
PITCHER	IP WLS BF H R ER SO BB IBB HBP BLK WP HR S P ERA WHIP											

Cleveland Indians @ Boston Red Sox
Fenway Park, Boston, MA
 Fri May 23 2003, 7:05 PM EDT
 Att. 32,673 - Cloudy - 50 F

livebaseballscorecards.com

AB 30
R 2
H 4
RBI 2
BB 3
SO 5
LOB 9



Batter	1	2	3	4	5	6	7	8	9
18 Johnny Damon, L OBP: 0.327, SLG: 0.440 (1, 8)									
Todd Walker, L OBP: 0.362, SLG: 0.422 (1, 4)									
Nomar Garciaparra, R OBP: 0.335, SLG: 0.545 (1, 6)									
Damian Jackson, R OBP: 0.316, SLG: 0.294 (8, 6)									
Manny Ramirez, R OBP: 0.386, SLG: 0.466 (1, 7)									
Trot Nixon, L OBP: 0.396, SLG: 0.472 (1, 9)									
Bill Mueller, S OBP: 0.447, SLG: 0.658 (1, 5)									
Shea Hillenbrand, R OBP: 0.343, SLG: 0.439 (1, 3)									
Jeremy Giambi, L OBP: 0.343, SLG: 0.432 (1, 10)									
Jason Varitek, S OBP: 0.356, SLG: 0.529 (1, 2)									

AB	R	H	RBI	BB	SO	LOB
5	0	2	0	0	0	1
5	1	1	0	0	0	4
3	2	2	1	0	0	0
0	0	0	1	0	0	0
4	1	1	0	1	0	4
3	1	1	1	1	0	2
4	1	2	2	0	0	1
4	1	1	2	0	0	3
4	0	0	0	0	0	2
4	2	3	1	0	1	0

BOTTOM

Cleveland Indians @ Boston Red Sox
Fenway Park, Boston, MA
 Fri May 23 2003, 7:05 PM EDT
 Att: 32,673 - Cloudy - 50 F

AB	36
R	9
H	13
RBI	8
BB	2
SO	1
LOB	17



1B: 11	SF: 1
2B: 2	SAC: 0
3B: 0	DP: 1
HR: 0	HBP: 1

WP: 0	PA: 40
PB: 0	
SB: 0	
CS: 0	

Inning Stats															PITCHER																			
R	H	E	K	S	R	H	E	K	S	R	H	E	K	S	ERA	WHIP	IP	WLS	BF	H	R	ER	SO	BB	IBB	HBP	BLK	WP	HR	S	P	ERA	WHIP	
6	5	2	0	27	0	1	0	0	7	0	0	0	1	6	9.00	1.800	5.0	L	25	8	7	5	1	1	0	1	0	0	0	0	57	86	6.00	2.000
2	1	0	0	7	0	0	0	0	9	0	0	0	0	9			3.0		15	5	2	2	0	1	0	0	0	0	0	30	52			

Ricardo Rodriguez, R ERA: 4.7 (1, 1)	Terry Mulholland, L ERA: 3.57 (6, 1)
--	--

Batter	1	2	3	4	5	6	7	8	9	AB R H RBI BB SO LOB	TOP		
Matt Lawton, L (1, 7) OBP: 0.312, SLG: 0.389	2-1 F7		1-1 G6-3			1-1 HR	2-0 F8		2-1 P3	5 1 1 1 0 0 3			
Omar Vizquel, S (1, 6) OBP: 0.328, SLG: 0.365	2-2 G3		3-2 F9			0-1 F7	0-1 F8			4 0 0 0 0 0 2			
Ellis Burks, R (1, 10) OBP: 0.344, SLG: 0.437	2-2 F8		0-3 K			1-1 1B HBP 1B		2-3 K		4 0 1 0 0 2 0			
Milton Bradley, S (1, 8) OBP: 0.425, SLG: 0.484		0-3 K		2-2 F8		3-2 L4 1B HBP		3-2 1B		3 0 1 0 0 1 0			
Shane Spencer, R (1, 9) OBP: 0.303, SLG: 0.356		4-2 1B SF7 BB		1-2 F9		1-0 1B		0-1 P3		3 1 1 0 1 0 1			
Ben Broussard, L (1, 3) OBP: 0.364, SLG: 0.467		0-0 2B 1B		1-1 F9		0-1 L4		0-1 G5-3		4 1 1 0 0 0 4			
Josh Bard, S (1, 2) OBP: 0.291, SLG: 0.331		2-2 SF7			3-2 F9		2-2 1B 1B		0-0 F7	3 0 1 1 0 0 0	AB 33		
John McDonald, R (1, 5) OBP: 0.308, SLG: 0.419		1 SAFE 3-H 0-0 PB 2B		0-2 F8		0-2 1B		2-3 K		4 0 2 1 0 1 0	R 3		
Brandon Phillips, R (1, 4) OBP: 0.271, SLG: 0.354		3-2 F8		1-1 F8		1-1 F9		4-1 BB		3 0 0 0 1 0 3	H 8		
Inning Stats	R: 0 H: 0 E: 0 LOB: 0 K: 0 BB: 0 S: 9 P: 15	R: 2 H: 2 E: 0 LOB: 1 K: 1 BB: 1 S: 15 P: 24	R: 0 H: 0 E: 0 LOB: 0 K: 1 BB: 0 S: 9 P: 13	R: 0 H: 0 E: 0 LOB: 0 K: 0 BB: 0 S: 9 P: 13	R: 0 H: 0 E: 0 LOB: 0 K: 0 BB: 0 S: 11 P: 15	R: 1 H: 3 E: 0 LOB: 2 K: 0 BB: 0 S: 12 P: 18	R: 0 H: 2 E: 0 LOB: 2 K: 0 BB: 0 S: 11 P: 16	R: 0 H: 1 E: 0 LOB: 1 K: 1 BB: 0 S: 13 P: 18	R: 0 H: 0 E: 0 LOB: 1 K: 1 BB: 1 S: 7 P: 15	1B: 6 SF: 1 2B: 2 SAC: 0 3B: 0 DP: 1 HR: 1 HBP: 1	WP: 0 PA: 37 PB: 1 SB: 0 CS: 0		
PITCHER	IP WLS BF H R ER SO BB IBB HBP BLK WP HR S P ERA WHIP											PITCHER	IP WLS BF H R ER SO BB IBB HBP BLK WP HR S P ERA WHIP
John Burkett, R (1, 1) ERA: 5.28	5.0 W 18 2 2 2 2 1 0 0 0 0 0 0 53 80 3.60 0.600												
Ramiro Mendoza, R (6, 1) ERA: 7.53	1.0 8 5 1 1 0 0 0 0 1 0 0 0 1 18 26 9.00 5.000												
50 Mike Timlin, R (7, 1) ERA: 3.86	2.0 7 1 0 0 0 1 0 0 0 0 0 0 0 18 26 0.00 0.500												
Robert Person, R (9, 1) ERA: 4.5	1.0 4 0 0 0 0 1 1 0 0 0 0 0 0 7 15 0.00 1.000												

Cleveland Indians @ Boston Red Sox
Fenway Park, Boston, MA
 Sat May 24 2003, 1:20 PM EDT
 Att. 32,643 - Cloudy - 48 F

livebaseballscorecards.com



Batter	1	2	3	4	5	6	7	8	9	AB	R	H	RBI	BB	SO	LOB
18 Johnny Damon, L OBP: 0.319, SLG: 0.429 (1, 8)	0-2 G1-3	2-1 F9		3-2 P3		1-3 K		1-1 F7		5	0	0	0	0	1	2
Bill Mueller, S OBP: 0.453, SLG: 0.656 (1, 4) (8, 5)	1-1 E SF 1B	3-2 F8			1-0 2B 1B		2-1 G3-1	0-0 BB FC4-6 1B		5	3	3	0	0	0	0
Nomar Garciaparra, R OBP: 0.341, SLG: 0.567 (1, 6)	2-0 E5 SF SF8 1-3		0-1 HR		0-0 F8		0-1 HR 2B	2-1 FC4-6 BB 1-2 2-H 1B		5	3	3	2	0	0	2
Manny Ramirez, R OBP: 0.401, SLG: 0.492 (1, 7)	4-0 SF 34 HR IBB		3-1 G6-4-3 1B		0-1 2B 1B		0-1 HR	4-2 FC4-6 BB 1-2 2-3		3	3	3	2	2	0	0
Kevin Millar, R OBP: 0.349, SLG: 0.469 Trot Nixon, L OBP: 0.393, SLG: 0.468 (1, 3) (8, 9)	0-1 SF 34 HR		2-3 K		3-2 2B		2-2 G6-3	0-2 FC4-6		3	1	1	3	0	1	1
Shea Hillenbrand, R OBP: 0.339, SLG: 0.435 (1, 5) (8, 3)	0-1 SF8		0-0 G6-4-3		0-1 P4		1-2 34 1B	1-1 P4		1	0	0	1	0	0	4
34 David Ortiz, L OBP: 0.358, SLG: 0.446 (1, 10)	2-1 HR		3-1 G4-3 2B		3-3 K		2-2 1B			4	1	3	3	0	1	1
Jason Varitek, S OBP: 0.345, SLG: 0.512 (1, 2)	2-1 G1-3		2-1 F9			1-1 G3-1	1-1 P4			4	0	0	0	0	0	3
Damian Jackson, R OBP: 0.310, SLG: 0.289 (1, 9) (8, 4)		1-2 P4		2-2 G4-3		0-0 P4		1-1 1B 1B		4	1	1	0	0	0	1


Inning Stats	R: 5	H: 2	E: 2	K: 0	S: 14	LOB: 0	BB: 1	P: 25	R: 0	H: 0	E: 0	K: 0	S: 11	LOB: 0	BB: 0	P: 17	R: 1	H: 2	E: 0	K: 1	S: 9	LOB: 0	BB: 0	P: 14	R: 0	H: 1	E: 0	K: 0	S: 12	LOB: 1	BB: 0	P: 22	R: 2	H: 3	E: 0	K: 1	S: 15	LOB: 1	BB: 0	P: 22	R: 0	H: 0	E: 0	K: 1	S: 7	LOB: 0	BB: 0	P: 9	R: 2	H: 4	E: 0	K: 0	S: 17	LOB: 2	BB: 0	P: 25	R: 2	H: 3	E: 0	K: 0	S: 16	LOB: 2	BB: 1	P: 25
--------------	------	------	------	------	-------	--------	-------	-------	------	------	------	------	-------	--------	-------	-------	------	------	------	------	------	--------	-------	-------	------	------	------	------	-------	--------	-------	-------	------	------	------	------	-------	--------	-------	-------	------	------	------	------	------	--------	-------	------	------	------	------	------	-------	--------	-------	-------	------	------	------	------	-------	--------	-------	-------

PITCHER	IP	WLS	BF	H	R	ER	SO	BB	IBB	HBP	BLK	WP	HR	S	P	ERA	WHIP
Brian Anderson, L ERA: 5.17 (1, 1)	5.0	L	25	8	8	3	2	0	0	0	0	0	2	61	100	5.40	1.600
Jason Phillips, R ERA: 9.0 (6, 1)	3.0		17	7	4	4	1	1	0	0	0	0	1	40	59	12.00	2.667

BOTTOM

Cleveland Indians @ Boston Red Sox
Fenway Park, Boston, MA
Sat May 24 2003, 1:20 PM EDT
Att: 32,643 - Cloudy - 48 F

AB	38
R	12
H	15
RBI	12
BB	2
SO	3
LOB	16



1B:	9	SF:	2	WP:	0	PA:	42
2B:	3	SAC:	0	PB:	0		
3B:	0	DP:	1	SB:	0		
HR:	3	HBP:	0	CS:	0		

livebaseballscorecards.com

Batter	1	2	3	4	5	6	7	8	9	AB R H RBI BB SO LOB	TOP
Matt Lawton, L (1, 7) <small>OBP: 0.309, SLG: 0.390</small> Jody Gerut, L (9, 9) <small>OBP: 0.243, SLG: 0.417</small>	2-2 	1-0 		0-1 		3-3 			0-0 	5 0 1 1 0 1 1 0 0 0 0 0 0 0	
Omar Vizquel, S (1, 6) <small>OBP: 0.335, SLG: 0.370</small>	0-1 		1-2 	4-0 			2-1 	4-0 	3 1 1 0 2 0 0		
Ellis Burks, R (1, 10) <small>OBP: 0.349, SLG: 0.438</small> Bill Selby, L (7, PH) <small>OBP: 0.163, SLG: 0.128</small>	4-1 		1-1 	2-2 			1-0 	0-3 	2 2 1 0 1 0 2 2 1 1 0 0 1 1		
Milton Bradley, S (1, 8) <small>OBP: 0.430, SLG: 0.504</small>	0-0 		0-0 		3-1 		3-2 	2-1 	5 1 3 3 0 0 1		
Shane Spencer, R (1, 9) <small>OBP: 0.295, SLG: 0.351</small> (9, 7)	2-1 		3-2 		0-0 		1-1 	1-2 	2 0 0 2 0 0 1		
Casey Blake, R (1, 5) <small>OBP: 0.325, SLG: 0.423</small>	2-3 		3-3 		3-1 		2-2 		4 0 1 0 0 2 2		
Ben Broussard, L (1, 3) <small>OBP: 0.324, SLG: 0.412</small>		1-1 		1-0 	3-3 			2-3 	4 0 0 0 0 2 1		
Tim Laker, R (1, 2) <small>OBP: 0.295, SLG: 0.390</small>		0-3 		0-0 	2-0 			3-1 	4 0 1 0 0 1 0		
John McDonald, R (1, 4) <small>OBP: 0.304, SLG: 0.409</small>		1-2 		1-2 	0-0 			3-2 	4 1 1 0 0 0 1		
Inning Stats	R: 2 H: 2 E: 0 LOB: 1 K: 1 BB: 1 S: 13 P: 23	R: 0 H: 1 E: 0 LOB: 1 K: 1 BB: 0 S: 10 P: 13	R: 2 H: 2 E: 0 LOB: 0 K: 1 BB: 0 S: 17 P: 25	R: 1 H: 2 E: 0 LOB: 2 K: 0 BB: 1 S: 11 P: 19	R: 0 H: 1 E: 0 LOB: 1 K: 1 BB: 0 S: 9 P: 18	R: 0 H: 0 E: 0 LOB: 0 K: 1 BB: 0 S: 5 P: 10	R: 1 H: 2 E: 0 LOB: 1 K: 0 BB: 0 S: 11 P: 20	R: 0 H: 0 E: 0 LOB: 0 K: 1 BB: 0 S: 8 P: 16	R: 0 H: 0 E: 0 LOB: 1 K: 1 BB: 1 S: 6 P: 12	1B: 5 SF: 2 2B: 5 SAC: 0 3B: 0 DP: 0 HR: 0 HBP: 0	WP: 0 PA: 40 PB: 0 SB: 1 CS: 0
PITCHER Casey Fossum, L (1, 1) <small>ERA: 4.92</small> Rudy Seanez, R (6, 1) <small>ERA: 6.0</small> Alan Embree, L (8, 1) <small>ERA: 6.57</small> Brandon Lyon, R (9, 1) <small>ERA: 3.09</small>	IP WLS BF H R ER SO BB IBB HBP BLK WP HR S P ERA WHIP 5.0 L 25 8 5 5 4 2 0 0 0 0 0 0 60 98 9.00 2.000 2.0 8 2 1 1 1 0 0 0 0 0 0 0 16 30 4.50 1.000 1.0 3 0 0 0 1 0 0 0 0 0 0 0 8 16 0.00 0.000 1.0 4 0 0 0 1 1 0 0 0 0 0 0 6 12 0.00 1.000	PITCHER IP WLS BF H R ER SO BB IBB HBP BLK WP HR S P ERA WHIP									

Cleveland Indians @ Boston Red Sox
 Fenway Park, Boston, MA
 Sun May 25 2003, 2:05 PM EDT
 Att. 34,318 - Cloudy - 54 F

livebaseballscorecards.com

AB 35
R 6
H 10
RBI 6
BB 3
SO 7
LOB 10



Batter	1	2	3	4	5	6	7	8	9	AB R H RBI BB SO LOB
18 Johnny Damon, L OBP: 0.321, SLG: 0.433 (1, 8)	1-2 L3 ①		1-1 2B ①		1-0 G5-3 ③			2-2 2B 1B	3-1 F9 ③	5 1 2 0 0 0 1
Todd Walker, L OBP: 0.365, SLG: 0.429 (1, 4)	1-0 HBP 1B 1B		1-1 P2 ①			1-1 F7 ①		1-0 2B 2B		4 2 2 0 0 0 1
Nomar Garciaparra, R OBP: 0.344, SLG: 0.568 (1, 6)	1-1 1B 1-2 HBP		0-0 F9 ②			1-3 K ②		0-0 2B 1B		3 1 1 2 0 1 1
34 David Ortiz, L OBP: 0.349, SLG: 0.432 Manny Ramirez, R OBP: 0.404, SLG: 0.492 (8, PH) (9, 7)	3-2 F9 ②		1-2 F7 ③			0-0 F7 ③		2-H 3-H 4-0 1B BB		3 0 0 0 0 0 3 0 0 0 0 1 0 0
Kevin Millar, R OBP: 0.353, SLG: 0.470 Damian Jackson, R OBP: 0.310, SLG: 0.289 Jason Varitek, S OBP: 0.345, SLG: 0.512 (1, 7) (8, PR) (9, 2)	0-0 1-3 2-H 1B			2-2 G6-3 ①			1-1 G6-3 ①	1-2 1-3 2-H 1B		4 0 2 2 0 0 0 0 0 0 0 0 0 0 0 0 0 0 0 0 0
Trot Nixon, L OBP: 0.383, SLG: 0.453 (1, 9)	1-2 K ③			3-1 P5 ②			0-1 F7 ②	1-3 SAFE K ③		4 0 0 0 0 2 4
Shea Hillenbrand, R OBP: 0.332, SLG: 0.424 (1, 5) (9, 3)		1-0 G6-3 ①		0-0 F9 ③			0-3 K ③		1-1 F9 ①	4 0 0 0 0 1 0
Jeremy Giambi, L OBP: 0.330, SLG: 0.412 (1, 10)		2-0 F8 ②			1-2 G4-3 ①			0-0 F7 ①	2-2 G4-3 ②	4 0 0 0 0 0 0
Doug Mirabelli, R OBP: 0.258, SLG: 0.390 Bill Mueller, S OBP: 0.453, SLG: 0.650 (8, PH) (9, 5)		1-0 P2 ③			1-1 P2 ②			1-3 K ②	4-2 18 DI BB	2 0 0 0 0 0 0 1 0 0 0 1 1 0


Inning Stats	R: 1 E: 0 K: 1 S: 19	H: 2 LOB: 2 BB: 0 P: 26	R: 0 E: 0 K: 0 S: 3	H: 0 LOB: 0 BB: 0 P: 7	R: 0 E: 0 K: 0 S: 8	H: 1 LOB: 1 BB: 0 P: 11	R: 0 E: 0 K: 0 S: 6	H: 0 LOB: 0 BB: 0 P: 11	R: 0 E: 0 K: 0 S: 6	H: 0 LOB: 0 BB: 0 P: 9	R: 0 E: 0 K: 1 S: 7	H: 0 LOB: 0 BB: 0 P: 9	R: 0 E: 0 K: 1 S: 7	H: 0 LOB: 0 BB: 0 P: 8	R: 3 E: 0 K: 2 S: 19	H: 4 LOB: 2 BB: 1 P: 29	R: 0 E: 0 K: 0 S: 9	H: 0 LOB: 1 BB: 1 P: 19	1B: 4 2B: 3 3B: 0 HR: 0	SF: 0 SAC: 0 DP: 0 HBP: 1
--------------	-------------------------------	----------------------------------	------------------------------	---------------------------------	------------------------------	----------------------------------	------------------------------	----------------------------------	------------------------------	---------------------------------	------------------------------	---------------------------------	------------------------------	---------------------------------	-------------------------------	----------------------------------	------------------------------	----------------------------------	----------------------------------	------------------------------------

PITCHER	IP	WLS	BF	H	R	ER	SO	BB	IBB	HBP	BLK	WP	HR	S	P	ERA	WHIP
Jason Davis, R ERA: 5.66 (1, 1)	7.2	W	30	6	4	4	4	0	0	0	0	0	0	66	95	4.70	0.783
Billy Traber, L ERA: 4.07 (8, 1)	0.0		1	0	0	0	0	1	0	0	0	0	0	4	4	∞	∞
David Riske, R ERA: 3.52 (8, 1)	0.1	H	2	1	0	0	1	0	0	0	0	0	0	9	11	0.00	3.000
Danys Baez, R ERA: 4.88 (9, 1)	1.0	S	4	0	0	0	0	1	0	0	0	0	0	9	19	0.00	1.000

BOTTOM

Cleveland Indians @ Boston Red Sox
 Fenway Park, Boston, MA
 Sun May 25 2003, 2:05 PM EDT
 Att. 34,318 - Cloudy - 54 F

AB	34
R	4
H	7
RBI	4
BB	2
SO	5
LOB	10



WP	PA	ERA	WHIP
0	37		

Batter	1	2	3	4	5	6	7	8	9	AB R H RBI BB SO LOB	TOP																	
Matt Lawton, L (1, 7) OBP: 0.303, SLG: 0.381	0-1 P6		3-1 P4		1-0 F8		3-2 G3-1			4 0 0 0 0 0 0																		
Omar Vizquel, S (1, 6) OBP: 0.329, SLG: 0.362	2-1 G6-3		1-3 K			1-2 F7		0-0 G4-3		4 0 0 0 0 1 0																		
Ellis Burks, R (1, 10) OBP: 0.357, SLG: 0.448	4-1 HR BB		1-0 2B			1-3 K		2-2 1B		3 1 2 0 1 1 0																		
Milton Bradley, S (1, 8) OBP: 0.426, SLG: 0.518	1-0 1-H HR		3-2 P6			1-1 G5-3		1-3 K		4 1 1 2 0 1 2																		
Jody Gerut, L (1, 9) OBP: 0.234, SLG: 0.400 Shane Spencer, R (8, PH) OBP: 0.293, SLG: 0.348 (8, 9)	1-2 F8			2-3 K			0-2 G3-1	SAFE 0-0 G1-3		3 0 0 0 0 1 0 1 0 0 0 0 0 1																		
Josh Bard, S (1, 2) OBP: 0.283, SLG: 0.321		0-3 K		1-0 F7			2-0 G6-3		1-2 G4-3	4 0 0 0 0 1 0																		
Ben Broussard, L (1, 3) OBP: 0.317, SLG: 0.378		2-3 K		0-2 F7			4-1 1B HR BB		2-3 K	3 1 0 0 1 2 0																		
Casey Blake, R (1, 5) OBP: 0.329, SLG: 0.425		0-0 WP 1B			0-3 K		SAFE 1-2 HR 1B		2-2 P4	4 1 2 0 0 1 0																		
Brandon Phillips, R (1, 4) OBP: 0.272, SLG: 0.373		SAFE 3-3 SAFE K		1-1 G5-3			SAFE 1-0 1-H 3-H HR			3 1 1 3 0 1 1																		
Inning Stats	R: 2 H: 1 E: 0 LOB: 0 K: 0 BB: 1 S: 9 P: 17	R: 0 H: 1 E: 0 LOB: 1 K: 3 BB: 0 S: 12 P: 17	R: 0 H: 1 E: 0 LOB: 1 K: 1 BB: 0 S: 10 P: 18	R: 0 H: 0 E: 0 LOB: 0 K: 1 BB: 0 S: 7 P: 10	R: 0 H: 0 E: 0 LOB: 0 K: 1 BB: 0 S: 6 P: 8	R: 0 H: 0 E: 0 LOB: 0 K: 1 BB: 0 S: 9 P: 12	R: 3 H: 2 E: 0 LOB: 0 K: 0 BB: 1 S: 13 P: 24	R: 0 H: 1 E: 0 LOB: 1 K: 1 BB: 0 S: 8 P: 11	R: 0 H: 0 E: 0 LOB: 0 K: 1 BB: 0 S: 10 P: 15	1B: 3 SF: 0 2B: 1 SAC: 0 3B: 0 DP: 0 HR: 2 HBP: 0	WP: 1 PA: 35 PB: 0 SB: 0 CS: 0																	
PITCHER	IP WLS BF H R ER SO BB IBB HBP BLK WP HR S P ERA WHIP											PITCHER	IP WLS BF H R ER SO BB IBB HBP BLK WP HR S P ERA WHIP															
38 Jeremy Bolderman, R (1, 1) ERA: 5.43	6.0	22	3	2	2	7	1	0	0	0	1	1	53	82	3.00	0.667												
Steve Avery, L (7, 1) ERA: 4.26	1.1	W	7	2	3	3	0	1	0	0	0	0	1	14	25	20.25	2.250											
Chris Spurling, R (8, 1) ERA: 2.61	0.1	H	2	1	0	0	1	0	0	0	0	0	6	9	0.00	3.000												
Jamie Walker, L (8, 1) ERA: 3.6	0.1	H	1	0	0	0	0	0	0	0	0	0	1	1	0.00	0.000												
Franklyn German, R (9, 1) ERA: 2.91	1.0	S	3	0	0	0	1	0	0	0	0	0	10	15	0.00	0.000												

Cleveland Indians @ Detroit Tigers
Comerica Park, Detroit, MI
Mon May 26 2003, 1:05 PM EDT
Att. 17,619 - Cloudy - 62 F

livebaseballscorecards.com

AB 33
R 5
H 6
RBI 5
BB 2
SO 9
LOB 4



Batter	1	2	3	4	5	6	7	8	9	AB R H RBI BB SO LOB
Andres Torres, S OBP: 0.267, SLG: 0.284 (1, 8)	1-3 SAFE 1B	0-1 SAFE SH1-3		0-0 G3-6-1 1B		2-3 1B		0-0 G4-3		4 0 1 0 0 2 0
Ramon Santiago, S OBP: 0.301, SLG: 0.264 (1, 4)	1-0 1B	1-2 G3		0-0 G3-6-1 1B		1-2 G6-3		1-3 K		5 1 2 0 0 1 1
Bobby Higginson, L OBP: 0.368, SLG: 0.415 (1, 9)	2-0 1B	3-1 HR		2-2 G3-6-1 1-2f 2-3		3-2 2B		4-0 BB		3 2 2 0 1 0 2
Dmitri Young, S OBP: 0.328, SLG: 0.451 (1, 7)	0-1 2B	3-1 HR		4-0 IBB		4-0 IBB		1-0 G4-3		3 1 2 4 2 0 1
Carlos Pena, L OBP: 0.302, SLG: 0.396 (1, 3)	2-2 2B	2-3 K		4-2 BB		0-1 F7				3 0 1 1 1 1 2
Kevin Witt, L OBP: 0.391, SLG: 0.667 (1, 10)	0-1 P3		1-2 F8	1-2 G4-3			0-1 G5-3			3 0 0 0 0 0 5
Craig Monroe, R OBP: 0.281, SLG: 0.359 (7, PH)										1 0 0 0 0 0 0
Eric Munson, L OBP: 0.306, SLG: 0.374 (1, 5)	4-0 IBB		4-1 15 G4-3 BB		0-1 F7		3-1 G1-3			2 0 0 0 2 0 0
15 Brandon Inge, R OBP: 0.214, SLG: 0.256 (1, 2)	1-0 L9		2-1 G4-3		1-2 L5		2-1 HR			4 1 1 1 0 0 4
20 Omar Infante, R OBP: 0.284, SLG: 0.262 (1, 6)		2-2 G3 SH1-3 HR 1B	1-1 G1-3		0-2 P6		0-1 G5-3			4 1 1 0 0 0 1

Inning Stats	R: 2	H: 4	E: 0	LOB: 3	K: 1	P: 27	R: 3	H: 2	E: 0	LOB: 0	K: 1	P: 25	R: 0	H: 0	E: 0	LOB: 1	K: 0	P: 18	R: 0	H: 2	E: 0	LOB: 3	K: 0	P: 23	R: 0	H: 0	E: 0	LOB: 0	K: 0	P: 10	R: 0	H: 1	E: 0	LOB: 2	K: 1	P: 25	R: 1	H: 1	E: 0	LOB: 0	K: 0	P: 13	R: 0	H: 0	E: 0	LOB: 1	K: 1	P: 11
	S: 16	BB: 1	S: 14	BB: 0	S: 10	BB: 1	S: 12	BB: 2	S: 9	BB: 1	S: 8	BB: 0	S: 5	BB: 1	S: 5	BB: 1	S: 15	BB: 1	S: 8	BB: 0	S: 5	BB: 1	S: 15	BB: 1	S: 8	BB: 0	S: 5	BB: 1	S: 5	BB: 1	S: 15	BB: 1	S: 8	BB: 0	S: 5	BB: 1	S: 15	BB: 1	S: 8	BB: 0	S: 5	BB: 1	S: 15	BB: 1	S: 8	BB: 0	S: 5	BB: 1

PITCHER	IP	WLS	BF	H	R	ER	SO	BB	IBB	HBP	BLK	WP	HR	S	P	ERA	WHIP
37 Jake Westbrook, R ERA: 5.32	(1, 1)	3.0	19	7	5	5	2	1	1	1	0	0	1	41	71	15.00	2.667
Terry Mulholland, L ERA: 3.16	(4, 1)	3.0	13	2	0	0	1	1	2	0	0	0	0	35	57	0.00	1.000
Jason Boyd, R ERA: 6.0	(7, 1)	2.0	8	1	1	1	1	1	0	0	0	0	1	13	24	4.50	1.000


BOTTOM

Cleveland Indians @ Detroit Tigers
Comerica Park, Detroit, MI
Mon May 26 2003, 1:05 PM EDT
Att. 17,619 - Cloudy - 62 F

livebaseballscorecards.com

AB	32
R	6
H	10
RBI	6
BB	6
SO	4
LOB	16

WP: 0 PA: 40
PB: 0
SB: 0
CS: 0



Batter	1	2	3	4	5	6	7	8	9	AB R H RBI BB SO LOB	TOP																										
Matt Lawton, L (1, 7) OBP: 0.300, SLG: 0.376	3-2 G4-1		0-1 F9		3-2 1B			2-2 G3	2-0 G3	5 0 1 0 0 0 0																											
Omar Vizquel, S (1, 6) OBP: 0.327, SLG: 0.359	3-3 K		1-2 G3		0-2 F9			1-2 BB 1B S 1B		4 1 1 0 0 1 1																											
Ellis Burks, R (1, 10) OBP: 0.360, SLG: 0.449	0-0 E5 1B		2-2 G4-3				3-2 G6-3	2-2 BB 1-2 3B 1B		4 2 2 0 0 0 0																											
Milton Bradley, S (1, 8) OBP: 0.428, SLG: 0.511	4-1 E CS BB			0-0 G6-3			1-2 G5-3	4-1 3B 1-2 2-3 BB		2 1 0 0 2 0 0																											
Shane Spencer, R (1, 9) OBP: 0.292, SLG: 0.345	2-2 E4 1-3 2-H			0-0 FC4-6 1B			0-0 G6-3	0-3 K		4 0 1 0 0 1 4																											
Ben Broussard, L (1, 3) OBP: 0.356, SLG: 0.561	1-0 CS 3-H	2-1 HR		0-1 FC4-6 1-2f			1-1 G3 2B	3-2 1-H 2-H 3-H 3B		4 1 3 3 0 0 1																											
Josh Bard, S (1, 2) OBP: 0.276, SLG: 0.313			3-2 F9		1-0 L8		0-0 G3 2-3	0-2 G4-3		4 0 0 0 0 0 3																											
Casey Blake, R (1, 5) OBP: 0.327, SLG: 0.416			1-3 K				4-1 G4-3 BB		1-2 L4	3 0 0 0 1 1 0																											
Brandon Phillips, R (1, 4) OBP: 0.265, SLG: 0.364			2-2 P1				2-2 F7 1-2f		1-2 F7	4 0 0 0 0 0 2																											
Inning Stats	R: 1 E: 2 K: 1 S: 13	H: 1 LOB: 1 BB: 1 P: 26	R: 1 E: 0 K: 1 S: 11	H: 1 LOB: 0 BB: 0 P: 19	R: 0 E: 0 K: 0 S: 9	H: 0 LOB: 0 BB: 0 P: 12	R: 0 E: 0 K: 0 S: 5	H: 1 LOB: 1 BB: 0 P: 6	R: 0 E: 0 K: 0 S: 12	H: 1 LOB: 1 BB: 0 P: 20	R: 0 E: 0 K: 0 S: 8	H: 0 LOB: 0 BB: 0 P: 12	R: 0 E: 0 K: 0 S: 5	H: 1 LOB: 1 BB: 1 P: 11	R: 3 E: 0 K: 1 S: 22	H: 3 LOB: 1 BB: 1 P: 34	R: 0 E: 0 K: 0 S: 7	H: 0 LOB: 0 BB: 0 P: 11	1B: 5 2B: 1 3B: 1 HR: 1	SF: 0 SAC: 0 DP: 1 HBP: 0	WP: 0 PB: 0 SB: 1 CS: 1	PA: 38															
PITCHER	IP WLS BF H R ER SO BB IBB HBP BLK WP HR S P ERA WHIP																					PITCHER	IP WLS BF H R ER SO BB IBB HBP BLK WP HR S P ERA WHIP														
34 Nate Cornejo, R (1, 1) ERA: 3.0	7.0		5	2	1	2	2	0	0	0	0	0	1	63	106	1.29	1.000																				
Jamie Walker, L (8, 1) ERA: 4.11	0.1	L	2	1	1	1	0	0	0	0	0	0	0	7	10	27.00	3.000																				
Chris Spurling, R (8, 1) ERA: 3.43	0.1		3	1	0	0	1	1	0	0	0	0	0	8	14	0.00	6.000																				
Steve Avery, L (8, 1) ERA: 4.05	0.1		2	1	2	2	0	0	0	0	0	0	0	7	10	54.00	3.000																				
Matt Roney, R (9, 1) ERA: 3.24	1.0		3	0	0	0	0	0	0	0	0	0	0	7	11	0.00	0.000																				

Cleveland Indians @ Detroit Tigers

Comerica Park, Detroit, MI

Tue May 27 2003, 7:05 PM EDT
Att. 10,844 - Overcast - 63 F

livebaseballscorecards.com

AB	34
R	5
H	8
RBI	3
BB	3
SO	3
LOB	11



BOTTOM

Cleveland Indians @ Detroit Tigers
Comerica Park, Detroit, MI
Tue May 27 2003, 7:05 PM EDT
Att. 10,844 - Overcast - 63 F

livebaseballscorecards.com

AB 30
R 2
H 4
RBI 2
BB 3
SO 7
LOB 12



WP: 0 PA: 35
PB: 0
SB: 0
CS: 0

AB R H RBI BB SO LOB

4 1 1 0 0 1 3

3 1 1 0 0 0 0

3 0 0 1 0 1 1

4 0 1 0 0 1 0

2 0 0 1 0 0 2

2 0 0 0 0 0 0

1 0 0 0 1 1 1

1 0 0 0 1 0 0

4 0 0 0 0 2 2

4 0 1 0 0 1 1

2 0 0 0 1 0 2

1B: 2 SF: 1
2B: 2 2B: 1
3B: 0 SAC: 1
HR: 0 DP: 0
HBP: 0

Batter	1	2	3	4	5	6	7	8	9
Andres Torres, S (1, 8) OBP: 0.267, SLG: 0.294	2-1 SH3-4 SF9 2B	0-2 G1-3			0-0 B5-3		1-3 K		
Ramon Santiago, S (1, 4) OBP: 0.301, SLG: 0.265	0-0 SH3-4		0-1 1B FC3-6 1B		1-1 G5-3			0-1 F8	
Bobby Higginson, L (1, 9) OBP: 0.361, SLG: 0.408	1-1 SF9		1 SAFE 1-0 F8		1-3 K			3-2 P4	
Dmitri Young, S (1, 7) OBP: 0.327, SLG: 0.446	1-2 E3		1 SAFE 1-2 1-3 FC3-6 1B		0-0 G6-3			1-3 K	
Carlos Pena, L (1, 3) OBP: 0.298, SLG: 0.391 Shane Halter, R (3, PR) OBP: 0.259, SLG: 0.324 (4, 3)	2-1 F8		0-0 FC3-6		2-2 F8				0-1 G6-3
Kevin Witt, L (1, 10) OBP: 0.400, SLG: 0.636 Craig Monroe, R (6, PH) OBP: 0.284, SLG: 0.356		4-2 15 2B BB	2-3 K		2-2 G6-3				4-2 DI BB
Eric Munson, L (1, 5) OBP: 0.298, SLG: 0.362		3-3 K		1-3 K			1-0 G4-3		2-2 P5
15 Brandon Inge, R (1, 2) OBP: 0.215, SLG: 0.264		0-2 G1-4-3		3-1 G1-4-3			2-3 K		0-2 L8
20 Omar Infante, R (1, 6) OBP: 0.285, SLG: 0.259		2-2 G1-3		0-0 F9			4-0 BB		

Inning Stats	R: 1	H: 1	E: 1	LOB: 1	K: 0	BB: 0	S: 10	P: 16
	R: 0	H: 1	E: 0	LOB: 2	K: 1	BB: 1	S: 14	P: 23
	R: 1	H: 2	E: 0	LOB: 1	K: 1	BB: 0	S: 10	P: 15
	R: 0	H: 0	E: 0	LOB: 0	K: 1	BB: 0	S: 6	P: 10
	R: 0	H: 0	E: 0	LOB: 0	K: 1	BB: 0	S: 6	P: 8
	R: 0	H: 0	E: 0	LOB: 0	K: 0	BB: 0	S: 8	P: 12
	R: 0	H: 0	E: 0	LOB: 1	K: 2	BB: 1	S: 7	P: 15
	R: 0	H: 0	E: 0	LOB: 0	K: 1	BB: 0	S: 8	P: 12
	R: 0	H: 0	E: 0	LOB: 1	K: 0	BB: 1	S: 11	P: 17

PITCHER	IP	WLS	BF	H	R	ER	SO	BB	IBB	HBP	BLK	WP	HR	S	P	ERA	WHIP
Jason Bere, R (1, 1) ERA: 4.05	1.0		5	1	1	1	0	0	0	0	0	0	0	10	16	9.00	1.000
Billy Traber, L (2, 1) ERA: 3.95	3.0		13	3	1	1	3	1	0	0	0	0	0	30	48	3.00	1.333
Brian Anderson, L (5, 1) ERA: 4.98	2.0		6	0	0	0	1	0	0	0	0	0	0	14	20	0.00	0.000
Dan Miceli, R (7, 1) ERA: 5.4	1.0	W	4	0	0	0	2	1	0	0	0	0	0	7	15	0.00	1.000
David Riske, R (8, 1) ERA: 3.38	1.0	H	3	0	0	0	1	0	0	0	0	0	0	8	12	0.00	0.000

PITCHER	IP	WLS	BF	H	R	ER	SO	BB	IBB	HBP	BLK	WP	HR	S	P	ERA	WHIP
Danys Baez, R (9, 1) ERA: 4.68	1.0		4	0	0	0	0	1	0	0	0	0	0	11	17	0.00	1.000

Batter	1	2	3	4	5	6	7	8	9	AB	R	H	RBI	BB	SO	LOB	TOP	
Brandon Phillips, R OBP: 0.257, SLG: 0.352 (1, 4)	1-0 F7	1-1 P4		0-0 P4		0-3 K	0-1 G4-3			5	0	0	0	0	1	8		
Jody Gerut, L OBP: 0.256, SLG: 0.463 (1, 9)	2-2 P4	0-0 1B			0-0 B5		2-2 HR	1-1 1B 2B		5	2	3	3	0	0	0		
Ellis Burks, R OBP: 0.356, SLG: 0.439 (1, 10)	0-1 G6-3	0-2 P3			4-1 1B BB		1-0 F9	1-2 F8		4	0	0	0	1	0	3		
Milton Bradley, S OBP: 0.444, SLG: 0.521 (1, 8)		1-0 1B SF8	4-1 BB BB		2-2 1B		4-1 1B BB	0-1 1B G1-6-3		3	2	3	1	2	0	0		
Shane Spencer, R OBP: 0.296, SLG: 0.338 (1, 7)		4-1 1B BB	1-1 F8		0-0 F8		4-1 1B BB	0-1 G1-6-3		3	2	0	0	2	0	4		
Casey Blake, R OBP: 0.324, SLG: 0.405 (1, 5)		1-2 1B BB	1-2 G6-4-3		3-1 F9		4-2 1B BB		0-0 F8	4	1	0	0	1	0	5		
Ben Broussard, L OBP: 0.340, SLG: 0.533 (1, 3)		3-1 SF8		1-2 1B		0-1 F8	0-3 K		2-3 K2-3	4	0	1	1	0	2	3	AB 36	
Tim Laker, R OBP: 0.327, SLG: 0.413 (1, 2)		1-1 1B BB		0-0 P6		1-1 F7	0-0 E 1B		1-2 1B	5	1	3	3	0	0	1	R 8	
John McDonald, R OBP: 0.311, SLG: 0.391 (1, 6)		4-2 1B BB		1-3 K		4-1 BB	0-0 E5		1-0 G4-3	3	0	0	0	2	1	4	H 10	
	R: 0 H: 0 E: 0 K: 0 S: 7	R: 4 H: 3 E: 1 K: 0 S: 17	R: 0 H: 0 E: 0 K: 0 S: 6	R: 0 H: 1 E: 0 K: 1 S: 8	R: 0 H: 1 E: 0 K: 0 S: 8	R: 0 H: 0 E: 0 K: 1 S: 9	R: 3 H: 2 E: 1 K: 1 S: 15	R: 1 H: 2 E: 0 K: 0 S: 9	R: 0 H: 1 E: 0 K: 1 S: 8	1B: 8 2B: 1 3B: 0 HR: 1	SF: 1 SAC: 0 DP: 2 HBP: 0	WP: 0 PB: 0 SB: 0 CS: 0	PA: 45					
	PITCHER	IP WLS BF H R ER SO BB IBB HBP BLK WP HR S P ERA WHIP					PITCHER	IP WLS BF H R ER SO BB IBB HBP BLK WP HR S P ERA WHIP										
Mike Maroth, L ERA: 5.56 (1, 1)	1.1 L	9 2 4 2 0 2 0 0 0 0 0 0 18 35 13.50 3.000																
Wilfredo Ledezma, L ERA: 3.92 (2, 1)	3.2	15 3 0 0 1 2 0 0 0 0 0 0 28 46 0.00 1.364																
Matt Roney, R ERA: 3.76 (6, 1)	1.1	7 1 2 2 1 2 0 0 0 0 0 1 14 26 13.50 2.250																
Steve Sparks, R ERA: 3.38 (7, 1)	2.2	14 4 2 2 2 2 0 0 0 0 0 0 27 41 6.75 2.250																

Cleveland Indians @ Detroit Tigers
Comerica Park, Detroit, MI
Wed May 28 2003, 1:05 PM EDT
Att. 17,388 - Cloudy - 64 F

livebaseballscorecards.com



Batter	1	2	3	4	5	6	7	8	9	AB	R	H	RBI	BB	SO	LOB
Alex Sanchez, L OBP: 0.315, SLG: 0.377 (1, 8)	1-1 SH S G6-4-3 1B		0-0 B3		0-1 G3		2-3 K2-3			4	1	1	0	0	1	1
Ramon Santiago, S OBP: 0.302, SLG: 0.267 (1, 4)	3-1 SH G6-4-3 1-3		0-2 L9-3 1B		0-2 G4-3			1-2 G4-3		3	0	1	0	0	0	0
Bobby Higginson, L OBP: 0.374, SLG: 0.399 (1, 9)	0-0 G6-4-3 1-2f 3-H		3-2 L9-3 1-1			0-1 G3-1		0-0 G4-3		4	0	0	0	0	0	2
Dmitri Young, S OBP: 0.330, SLG: 0.470 (1, 7)	1-2 2B			2-1 HR		0-0 F8		3-3 K		4	1	2	1	0	1	0
Kevin Witt, L OBP: 0.414, SLG: 0.600 (1, 3)	1-3 K			4-1 FC5-4 BB		1-0 1B		1-2 G4-3		3	0	1	0	1	1	1
Craig Monroe, R OBP: 0.275, SLG: 0.343 (1, 10)		0-1 L9		2-1 FC5-4 1B 1-2f		1-3 K		1-0 E5 G4-3		4	0	0	0	0	1	2
Eric Munson, L OBP: 0.297, SLG: 0.359 (1, 5)		2-2 G5-3		1-1 1B			0-1 L8		2-2 G4-3	4	0	1	0	0	0	1
15 Brandon Inge, R OBP: 0.223, SLG: 0.288 (1, 2)		2-0 2B		2-1 P6			1-1 2B		1-2 G6-3	4	0	2	0	0	0	2
20 Omar Infante, R OBP: 0.280, SLG: 0.253 (1, 6)		3-2 G1-3			3-2 G4-3		0-0 F9			3	0	0	0	0	0	2

Inning Stats	R: 1	H: 2	E: 1	K: 1	S: 11	LOB: 1	BB: 0	P: 17	R: 0	H: 1	E: 0	K: 0	S: 9	LOB: 1	BB: 0	P: 16	R: 0	H: 1	E: 0	K: 0	S: 7	LOB: 0	BB: 0	P: 10	R: 1	H: 2	E: 0	K: 0	S: 9	LOB: 1	BB: 1	P: 20	R: 0	H: 0	E: 0	K: 0	S: 9	LOB: 0	BB: 0	P: 12	R: 0	H: 1	E: 0	K: 1	S: 8	LOB: 1	BB: 0	P: 10	R: 0	H: 1	E: 0	K: 1	S: 8	LOB: 1	BB: 0	P: 11	R: 0	H: 0	E: 0	K: 1	S: 8	LOB: 0	BB: 0	P: 12	R: 0	H: 0	E: 1	K: 0	S: 12	LOB: 1	BB: 0	P: 17	1B: 4	2B: 4	3B: 0	HR: 1	SF: 0	SAC: 1	DP: 2	HBP: 0	WP: 0	PB: 0	SB: 1	CS: 0	PA: 35
PITCHER	IP	WLS	BF	H	R	ER	SO	BB	IBB	HBP	BLK	WP	HR	S	P	ERA	WHIP																																																																				
Ricardo Rodriguez, R (1, 1)	7.0	W	28	8	2	2	3	1	0	0	0	0	1	61	96	2.57	1.286																																																																				
Jason Boyd, R (8, 1)	2.0		7	0	0	0	1	0	0	0	0	0	0	20	29	0.00	0.000																																																																				

BOTTOM

Cleveland Indians @ Detroit Tigers

Comerica Park, Detroit, MI

Wed May 28 2003, 1:05 PM EDT
Att. 17,388 - Cloudy - 64 F

AB	33
R	2
H	8
RBI	1
BB	1
SO	4
LOB	11

livebaseballscorecards.com

Batter	1	2	3	4	5	6	7	8	9	AB R H RBI BB SO LOB	TOP											
D'Angelo Jimenez, S OBP: 0.379, SLG: 0.450 (1, 4)	2-2 HR 1B		0-1 F9		1 SAFE 0-1 SH3-4	0-2 F8		1-0 P5		4 1 1 0 0 0 5												
Carlos Lee, R OBP: 0.328, SLG: 0.489 (1, 7)	1-1 P5		4-2 S 2B BB		3-2 FC5 BB		2-2 S 1B		2-1 G1-3 1B	4 1 2 0 1 0 3												
Frank Thomas, R OBP: 0.405, SLG: 0.491 (1, 3)	2-1 HR 1-H		3-1 2B		4-2 FC4 BB		0-3 K		0-0 G1-3	4 1 2 3 1 1 2												
Magglio Ordonez, R OBP: 0.345, SLG: 0.500 (1, 9)	2-3 K		1-3 K		0-2 FC4		0-2 G5-3		1-3 K	5 0 0 0 0 3 5												
14 Paul Konerko, R OBP: 0.280, SLG: 0.306 (1, 10)	1-0 G6-3			0-0 P6		0-1 BB 1B		1-3 K	3-3 K	5 0 1 0 0 2 2												
Tony Graffanino, R OBP: 0.378, SLG: 0.513 (1, 6)		2-2 G4-3		1-0 G6-3		1-0 F8		2-2 24 FC4-6 1B		4 0 1 0 0 0 1												
24 Joe Crede, R OBP: 0.257, SLG: 0.339 (1, 5)		1-2 P3		4-2 BB		0-3 K		2-2 FC4-6 BB 1-2f		3 0 0 0 1 1 2												
Joe Borchard, S OBP: 0.333, SLG: 0.348 (1, 8)		3-3 K		1-3 K		4-0 BB 1-2 BB		4-0 BB 1-2 BB		2 0 0 0 2 2 1												
Sandy Alomar Jr., R OBP: 0.276, SLG: 0.342 Miguel Olivo, R OBP: 0.294, SLG: 0.388 (5, PR) (5, 2)			0-0 G6-3		1-2 E6 FC5 SH3-4		4-2 BB 1-2 2-3 BB		2-3 K	2 0 0 0 0 0 0 1 0 0 0 1 1 2												
Inning Stats	R: 2 E: 0 K: 1 S: 12	H: 2 LOB: 0 BB: 0 P: 20	R: 0 E: 0 K: 1 S: 11	H: 0 LOB: 0 BB: 0 P: 17	R: 1 E: 0 K: 1 S: 11	H: 1 LOB: 1 BB: 1 P: 19	R: 0 E: 0 K: 1 S: 13	H: 0 LOB: 1 BB: 1 P: 19	R: 0 E: 1 K: 0 S: 15	H: 0 LOB: 2 BB: 1 P: 23	R: 0 E: 0 K: 1 S: 12	H: 1 LOB: 3 BB: 2 P: 21	R: 0 E: 0 K: 2 S: 12	H: 1 LOB: 1 BB: 0 P: 15	R: 0 E: 0 K: 1 S: 11	H: 1 LOB: 2 BB: 1 P: 22	R: 0 E: 0 K: 2 S: 11	H: 1 LOB: 1 BB: 0 P: 17	1B: 5 2B: 1 3B: 0 HR: 1	SF: 0 SAC: 1 DP: 0 HBP: 0	WP: 0 PB: 0 SB: 2 CS: 0	PA: 41
PITCHER	IP WLS BF H R ER SO BB IBB HBP BLK WP HR S P ERA WHIP																					
CC Sabathia, L ERA: 2.92 (1, 1)	5.0 W 22 3 3 3 4 3 0 0 0 0 0 1 62 98 5.40 1.200																					
Jason Boyd, R ERA: 4.8 (6, 1)	1.0 6 1 0 0 1 2 0 0 0 0 0 0 12 21 0.00 3.000																					
Dan Miceli, R ERA: 5.16 (7, 1)	1.0 4 1 0 0 2 0 0 0 0 0 0 0 12 15 0.00 1.000																					
David Riske, R ERA: 3.24 (8, 1)	1.0 5 1 0 0 1 1 0 0 0 0 0 0 11 22 0.00 2.000																					
Danys Baez, R ERA: 4.5 (9, 1)	1.0 4 1 0 0 2 0 0 0 0 0 0 0 11 17 0.00 1.000																					

Chicago White Sox @ Cleveland Indians
 Jacobs Field, Cleveland, OH
 Fri May 30 2003, 7:05 PM EDT
 Att. 24,666 - Cloudy - 64 F

livebaseballscorecards.com

AB	34
R	3
H	7
RBI	3
BB	6
SO	10
LOB	23



Batter	1	2	3	4	5	6	7	8	9	AB	R	H	RBI	BB	SO	LOB
Matt Lawton, L OBP: 0.304, SLG: 0.384 (1, 7)	3-1 WP G6-3 1B		1-2 F7	0-0 F9		2-2 PB L9 2B				4	1	2	0	0	0	2
Omar Vizquel, S OBP: 0.326, SLG: 0.354 (1, 6)	1-2 F7 1-3		1-1 F9		4-1 BB 2B	3-1 L9 2-H				3	1	0	0	1	0	2
Ellis Burks, R OBP: 0.359, SLG: 0.434 (1, 10)	4-1 PB G6-3 BB		2-3 K		4-2 B 2B G4-6-3 BB		3-2 G6-3			2	1	0	0	2	1	0
Milton Bradley, S OBP: 0.446, SLG: 0.527 (1, 8)	0-1 G6-3 1-2 3-H			0-2 1B 2B 1B	1-0 G4-6-3 HR 2B		1-0 L5			4	2	2	2	0	0	1
Jody Gerut, L OBP: 0.267, SLG: 0.458 (1, 9)	3-3 K 2-3			0-1 2B 1B	4-1 G4-6-3 BB		1-2 G3			3	1	1	0	1	1	1
Josh Bard, S OBP: 0.275, SLG: 0.318 (1, 2)		0-0 G4-3		3-2 F8 2B 1-H 2-H	1-1 G4-6-3		0-3 K			4	0	1	2	0	1	2
Ben Broussard, L OBP: 0.352, SLG: 0.583 (1, 3)		4-1 G4-3 S BB		1-2 P2	0-0 HR		0-2 G6-3			3	1	1	2	1	0	1
Casey Blake, R OBP: 0.322, SLG: 0.397 (1, 5)		3-2 G4-3 1-3		4-2 BB	0-1 P3		0-3 K			3	0	0	0	1	1	1
Brandon Phillips, R OBP: 0.253, SLG: 0.346 (1, 4)		1-1 F8		2-2 F8 2-3		2-1 F7				3	0	0	0	0	0	3

Inning Stats	R: 1	H: 1	E: 0	K: 1	S: 14	LOB: 1	BB: 1	P: 25	R: 0	H: 0	E: 0	K: 0	S: 8	LOB: 1	BB: 1	P: 16	R: 0	H: 0	E: 0	K: 1	S: 8	LOB: 0	BB: 0	P: 12	R: 2	H: 3	E: 0	K: 0	S: 21	LOB: 2	BB: 1	P: 31	R: 4	H: 2	E: 0	K: 0	S: 12	LOB: 0	BB: 3	P: 26	R: 0	H: 1	E: 0	K: 0	S: 7	LOB: 0	BB: 0	P: 14	R: 0	H: 0	E: 0	K: 0	S: 8	LOB: 0	BB: 0	P: 13	R: 0	H: 0	E: 0	K: 2	S: 10	LOB: 0	BB: 0	P: 10
--------------	------	------	------	------	-------	--------	-------	-------	------	------	------	------	------	--------	-------	-------	------	------	------	------	------	--------	-------	-------	------	------	------	------	-------	--------	-------	-------	------	------	------	------	-------	--------	-------	-------	------	------	------	------	------	--------	-------	-------	------	------	------	------	------	--------	-------	-------	------	------	------	------	-------	--------	-------	-------

PITCHER	IP	WLS	BF	H	R	ER	SO	BB	IBB	HBP	BLK	WP	HR	S	P	ERA	WHIP
Dan Wright, R ERA: 6.57 (1, 1)	4.0	L	21	4	5	5	2	5	0	0	0	1	0	56	97	11.25	2.250
Gary Glover, R ERA: 4.97 (5, 1)	2.2		10	3	2	2	0	1	0	0	0	0	1	19	36	6.75	1.500
David Sanders, L ERA: 5.4 (7, 1)	1.0		3	0	0	0	1	0	0	0	0	0	0	9	10	0.00	0.000
Rick White, R ERA: 9.31 (8, 1)	0.1		1	0	0	0	1	0	0	0	0	0	0	4	4	0.00	0.000

BOTTOM

Chicago White Sox @ Cleveland Indians
Jacobs Field, Cleveland, OH
 Fri May 30 2003, 7:05 PM EDT
 Att. 24,666 - Cloudy - 64 F

AB	29
R	7
H	7
RBI	6
BB	6
SO	4
LOB	13



WP	HR	S	P	ERA	WHIP
2	0	0	35		
2	0	0			
1	0	0			
0	0	0			

Batter	1	2	3	4	5	6	7	8	9	AB R H RBI BB SO LOB	TOP											
Matt Lawton, L OBP: 0.317, SLG: 0.388 (1, 7) B X	1-0 F8		4-2 1B BB		1-2 F7		3-2 P6		4-1 G3-6 BB	3 0 0 0 2 0 0												
Omar Vizquel, S OBP: 0.341, SLG: 0.367 (1, 6) B B X	2-1 1B G3 1B		1-2 1-2 G4-6-3 1B		4-2 3B BB		2-2 2B		2-1 G3-6 1-2f	4 2 3 0 1 0 1												
Jody Gerut, L OBP: 0.295, SLG: 0.516 (1, 9) B F X	1-1 G3 1-3 1B		0-0 G4-6-3 1-2f		3-2 3B 1-H		1-1 P4			4 0 2 1 0 0 3												
Milton Bradley, S OBP: 0.441, SLG: 0.519 (1, 8) X	0-0 G3 2-3 3-H			0-1 F8	2-2 G1-6-3			1-2 1B 1B		4 0 1 1 0 0 2												
Ben Broussard, L OBP: 0.359, SLG: 0.569 (1, 3) C B X	1-1 G3			1-2 1B BB G3-2-3 1B		1-1 P6		1-3 K		4 0 1 0 0 1 2												
Casey Blake, R OBP: 0.322, SLG: 0.389 (1, 5) B B X		2-0 G5-3		4-1 1B BB		2-0 L7		1-2 1B		3 0 1 0 1 0 0												
Josh Bard, S OBP: 0.276, SLG: 0.333 (1, 2) C X		0-1 P4		1-2 1-2 2-3 1B		3-2 HR		1-0 P3		4 1 2 1 0 0 2												
Brandon Phillips, R OBP: 0.238, SLG: 0.324 (1, 4) X		0-0 G1-3		2-2 G3-2-3 3-Hf		1-0 F9		1-2 G3		4 0 0 0 0 0 5												
Ricardo Rodriguez, L (1, 1) F L B S			1-3 K		0-0 G4-3		3-2 F7		0-1 P3	2 0 0 0 0 1 0												
Zach Sorensen, S (7, PH)										1 0 0 0 0 0 0												
Terry Mulholland, R (7, 1)										0 0 0 0 0 0 0												
Brian Tallet, L (8, 1)										0 0 0 0 0 0 0												
John McDonald, R OBP: 0.304, SLG: 0.378 (9, PH)										1 0 0 0 0 0 0												
Inning Stats	R: 1 E: 0 K: 0 S: 8	H: 2 LOB: 1 BB: 0 P: 13	R: 0 E: 0 K: 0 S: 4	H: 0 LOB: 0 BB: 0 P: 6	R: 0 E: 0 K: 1 S: 10	H: 1 LOB: 1 BB: 1 P: 16	R: 0 E: 0 K: 0 S: 12	H: 2 LOB: 2 BB: 1 P: 20	R: 1 E: 0 K: 0 S: 14	H: 1 LOB: 1 BB: 1 P: 24	R: 1 E: 0 K: 0 S: 7	H: 1 LOB: 0 BB: 0 P: 14	R: 0 E: 0 K: 0 S: 19	H: 1 LOB: 1 BB: 0 P: 28	R: 0 E: 0 K: 1 S: 15	H: 2 LOB: 2 BB: 0 P: 20	R: 0 E: 0 K: 0 S: 5	H: 0 LOB: 0 BB: 1 P: 11	1B: 7 2B: 1 3B: 1 HR: 1	SF: 0 SAC: 0 DP: 3 HBP: 0	WP: 0 PB: 0 SB: 0 CS: 0	PA: 38
PITCHER	IP WLS BF H R ER SO BB IBB HBP BLK WP HR S P ERA WHIP																					
Scott Elarton, R ERA: 4.76 (1, 1)	6.0 W 26 7 3 3 1 3 0 0 0 0 0 1 55 93 4.50 1.667																					
Justin Speier, R ERA: 4.28 (7, 1)	1.0 4 1 0 0 0 0 0 0 0 0 0 0 19 28 0.00 1.000																					
40 Brian Fuentes, L ERA: 3.6 (8, 1)	1.0 5 2 0 0 0 1 0 0 0 0 0 0 15 20 0.00 2.000																					
Steve Reed, R ERA: 3.25 (9, 1)	1.0 3 0 0 0 0 0 1 0 0 0 0 0 5 11 0.00 1.000																					

Cleveland Indians @ Colorado Rockies
Coors Field, Denver, CO
 Tue Jun 03 2003, 7:05 PM MDT
 Att. 22,326 - Overcast - 63 F

AB	34
R	3
H	10
RBI	3
BB	4
SO	2
LOB	15



WP: 0	PA: 38
PB: 0	
SB: 0	
CS: 0	

Batter	1	2	3	4	5	6	7	8	9	AB R H RBI BB SO LOB	TOP	
Jody Gerut, L (1, 9) OBP: 0.293, SLG: 0.516	1-0 G5-4-3 2B		2-1 G4-3		2-1 G1-6-3		2-2 SAFE G4-3			4 1 1 0 0 0 1		
John McDonald, R (1, 6) OBP: 0.305, SLG: 0.377	0-1 G5-4-3 1B		0-0 P5		2-2 G6-3			1-2 F7		3 0 1 0 0 0 0 1 0 0 0 0 0 0		
Omar Vizquel, S (8, PH) OBP: 0.339, SLG: 0.365	2-3 G5-4-3 1B		4-2 BB					0-1 F8		3 0 0 0 1 0 1		
Ellis Burks, R (1, 7) OBP: 0.356, SLG: 0.420	2-1 G5-4-3 1-2f 3-H 1B		1-0 G4-3		1-2 G5-3		2-0 E6 G5-3	1-0 2B		4 0 2 0 0 0 2		
Milton Bradley, S (1, 8) OBP: 0.443, SLG: 0.525	0-1 E8 1B		1-1 F9		2-2 P4		1-1 L9			4 0 1 0 0 0 2		
Shane Spencer, R (1, 3) OBP: 0.298, SLG: 0.338	0-3 K		0-0 1B		1-3 K		1-2 L5			4 0 1 0 0 2 3		
Casey Blake, R (1, 5) OBP: 0.321, SLG: 0.386	1-3 K		2-0 P3		2-3 K		1-0 G4-3			3 0 0 0 0 2 1 1 0 0 0 0 0 0	AB 34 R 1 H 7 RBI 0 BB 1 SO 5 LOB 11	
Tim Laker, R (1, 2) OBP: 0.291, SLG: 0.365		1-2 F9		0-0 L8		1-3 K		0-1 G5-3		4 0 0 0 0 1 1		
Ben Broussard, L (9, PH) OBP: 0.354, SLG: 0.559		1-0 G4-3		1-0 G5-3		3-2 1B				1 0 0 0 0 0 0 1 0 1 0 1 0 0 0 0 0 0 0 0 0 0 0		
Brandon Phillips, R (1, 4) OBP: 0.232, SLG: 0.316												
Billy Traber, L (1, 1) Zach Sorensen, S (5, PH) 37 Jake Westbrook, R (5, 1) Dan Miceli, R (6, 1) Matt Lawton, L (7, PH) Jason Boyd, R (7, 1)												
Inning Stats	R: 1 H: 4 E: 1 LOB: 2 K: 1 BB: 0 S: 11 P: 15	R: 0 H: 0 E: 0 LOB: 0 K: 1 BB: 0 S: 7 P: 10	R: 0 H: 0 E: 0 LOB: 1 K: 0 BB: 1 S: 6 P: 13	R: 0 H: 1 E: 0 LOB: 1 K: 0 BB: 0 S: 5 P: 8	R: 0 H: 0 E: 0 LOB: 0 K: 0 BB: 0 S: 7 P: 12	R: 0 H: 0 E: 1 LOB: 1 K: 1 BB: 0 S: 10 P: 16	R: 0 H: 1 E: 0 LOB: 1 K: 2 BB: 0 S: 15 P: 23	R: 0 H: 1 E: 0 LOB: 1 K: 0 BB: 0 S: 8 P: 11	R: 0 H: 0 E: 0 LOB: 0 K: 0 BB: 0 S: 6 P: 8	1B: 5 SF: 0 2B: 2 SAC: 0 3B: 0 DP: 1 HR: 0 HBP: 0	WP: 0 PA: 35 PB: 0 SB: 1 CS: 0	
PITCHER	IP WLS BF H R ER SO BB IBB HBP BLK WP HR S P ERA WHIP											
Darren Oliver, L (1, 1) ERA: 4.73	5.0 W 20 5 1 1 2 1 0 0 0 0 0 0 36 58 1.80 1.200											
Todd Jones, R (6, 1) ERA: 8.19	1.2 H 7 1 0 0 3 0 0 0 0 0 0 0 22 34 0.00 0.600											
Javier López, L (7, 1) ERA: 0.78	0.1 H 1 0 0 0 0 0 0 0 0 0 0 0 3 5 0.00 0.000											
Justin Speier, R (8, 1) ERA: 4.13	1.0 H 4 1 0 0 0 0 0 0 0 0 0 0 8 11 0.00 1.000											
Jose Jimenez, R (9, 1) ERA: 5.74	1.0 S 3 0 0 0 0 0 0 0 0 0 0 0 6 8 0.00 0.000											

Cleveland Indians @ Colorado Rockies
Coors Field, Denver, CO
Wed Jun 04 2003, 7:05 PM MDT
Att. 22,222 - Overcast - 48 F

livebaseballscorecards.com



Batter	1	2	3	4	5	6	7	8	9	AB	R	H	RBI	BB	SO	LOB
Juan Uribe, R OBP: 0.222, SLG: 0.889 (1, 4)	F7	F4		K			F9			4	0	0	0	0	1	2
Jay Payton, R OBP: 0.365, SLG: 0.475 (1, 7)	1B	BB			G4-3		1B			3	1	2	0	1	0	0
17 Todd Helton, L OBP: 0.426, SLG: 0.550 (1, 3)	F7	G4-3			G3		K			4	0	0	0	0	1	5
Preston Wilson, R OBP: 0.367, SLG: 0.583 (1, 8)	1B			HR	1B		F7			4	1	3	2	0	0	0
Larry Walker, L OBP: 0.431, SLG: 0.473 (1, 9)	1B			K	K		CS	1B		4	0	2	0	0	2	1
José Hernández, R OBP: 0.317, SLG: 0.365 (1, 6)	K			K		G4-3	K			4	0	0	0	0	3	3
Charles Johnson, R OBP: 0.335, SLG: 0.386 (1, 2)		BB		K		K				2	0	0	0	1	2	0
Chris Stynes, R OBP: 0.356, SLG: 0.416 (1, 5)	BB	1B			F7		G6-3			3	0	1	0	0	0	0
Darren Oliver, R OBP: 0.320, SLG: 0.348 (1, 1)		B2			P4					2	0	0	0	0	0	2
Todd Jones, L (6, 1)										0	0	0	0	0	0	0
Javier López, L (7, 1)										0	0	0	0	0	0	0
Mark Sweeney, L (7, PH)										1	0	0	0	0	0	0
Justin Speier, R (8, 1)										0	0	0	0	0	0	0
Jose Jimenez, R (9, 1)										0	0	0	0	0	0	0

Inning Stats	R: 1	H: 3	E: 0	K: 14	S: 22	R: 0	H: 1	E: 0	K: 0	S: 13	R: 1	H: 1	E: 0	K: 3	S: 12	R: 0	H: 0	E: 0	K: 1	S: 8	R: 0	H: 1	E: 0	K: 12	S: 18	R: 0	H: 0	E: 0	K: 1	S: 9	R: 0	H: 1	E: 0	K: 11	S: 16
	LOB: 2	BB: 0	LOB: 3	BB: 2	LOB: 2	LOB: 0	BB: 0	LOB: 0	BB: 0	LOB: 1	LOB: 0	BB: 0	LOB: 1	BB: 0	LOB: 0	LOB: 1	BB: 0	LOB: 1	BB: 0	LOB: 0	LOB: 0	LOB: 1	BB: 0	LOB: 0	LOB: 0	LOB: 0	LOB: 0	LOB: 0	LOB: 0	LOB: 0	LOB: 0	LOB: 0	LOB: 0	LOB: 0	LOB: 0

PITCHER	IP	WLS	BF	H	R	ER	SO	BB	IBB	HBP	BLK	WP	HR	S	P	ERA	WHIP
Billy Traber, L (1, 1)	4.0	L	19	5	2	2	5	2	0	0	0	0	1	47	77	4.50	1.750
37 Jake Westbrook, R (5, 1)	1.0		4	1	0	0	1	0	0	0	0	0	0	12	18	0.00	1.000
Dan Miceli, R (6, 1)	1.0		3	0	0	0	1	0	0	0	0	0	0	9	14	0.00	0.000
Jason Boyd, R (7, 1)	2.0		7	2	0	0	2	0	0	0	0	0	0	20	30	0.00	1.000


BOTTOM

Cleveland Indians @ Colorado Rockies
Coors Field, Denver, CO

Wed Jun 04 2003, 7:05 PM MDT
Att. 22,222 - Overcast - 48 F

livebaseballscorecards.com

AB	31
R	2
H	8
RBI	2
BB	2
SO	9
LOB	13



WP: 0	PA: 33
PB: 0	
SB: 0	
CS: 1	

Batter	1	2	3	4	5	6	7	8	9	AB R H RBI BB SO LOB	TOP											
Matt Lawton, L (1, 7) OBP: 0.317, SLG: 0.383	3-2 F9		3-3 K		0-1 FC6-4 2B 1-2f G1-3		4-1 S BB		1-0 L9	4 1 0 0 1 1 2												
Omar Vizquel, S (1, 6) OBP: 0.338, SLG: 0.368	1-1 L9		1-1 G5-3		0-0 G1-3 1-3 WP 2B		0-2 G3-1			4 1 1 0 0 0 1												
Jody Gerut, L (1, 9) OBP: 0.291, SLG: 0.535	2-1 G3-1			3-2 HR	2-0 G1-3		0-3 K			4 1 1 2 0 1 1												
Milton Bradley, S (1, 8) OBP: 0.439, SLG: 0.515		1-1 L6		2-3 K	2-3 K		4-0 FC4 BB			3 0 0 0 1 2 0												
Ben Broussard, L (1, 3) OBP: 0.362, SLG: 0.541		4-1 F8 BB BB		4-0 WP 2B G4-3 BB		2-0 G4-3	0-3 K			2 1 0 0 2 1 1												
Josh Bard, S (1, 2) OBP: 0.276, SLG: 0.327		4-1 BB		0-0 G4-3		0-3 K	0-0 FC4			3 0 0 0 1 1 2												
John McDonald, R (1, 5) OBP: 0.302, SLG: 0.383		3-1 F8		2-2 2B		0-0 L6		1-3 K		4 0 1 1 0 1 2												
Zach Sorensen, S (1, 4) OBP: 0.359, SLG: 0.420		0-3 K		1-2 G1-3		0-0 G4-3		1-3 K		4 0 0 0 0 2 3												
CC Sabathia, L (1, 1) OBP: 0.500, SLG: 0.500			1-0 F7		0-0 FC6-4 1B		1-3 K		1-0 HBP	2 0 1 0 0 0 0												
Terry Mulholland, R (5, 1) OBP: 0.231, SLG: 0.315										0 0 0 0 0 0 0												
Brandon Phillips, R (7, PH) OBP: 0.231, SLG: 0.315										1 0 0 0 0 1 0												
Dan Miceli, R (7, 1) OBP: 0.231, SLG: 0.315										0 0 0 0 0 0 0												
Ellis Burks, R (9, PH) OBP: 0.359, SLG: 0.420										0 0 0 0 0 0 0												
Inning Stats	R: 0 E: 0 K: 0 S: 9	H: 0 LOB: 0 BB: 0 P: 15	R: 0 E: 0 K: 1 S: 9	H: 0 LOB: 2 BB: 2 P: 21	R: 0 E: 0 K: 1 S: 7	H: 0 LOB: 0 BB: 0 P: 12	R: 2 E: 0 K: 1 S: 14	H: 2 LOB: 1 BB: 1 P: 26	R: 2 E: 0 K: 1 S: 8	H: 2 LOB: 0 BB: 0 P: 12	R: 0 E: 0 K: 1 S: 5	H: 0 LOB: 0 BB: 0 P: 7	R: 0 E: 0 K: 1 S: 8	H: 0 LOB: 1 BB: 1 P: 13	R: 0 E: 0 K: 2 S: 7	H: 0 LOB: 1 BB: 1 P: 11	R: 0 E: 0 K: 2 S: 7	H: 0 LOB: 1 BB: 0 P: 11	1B: 1 2B: 2 3B: 0 HR: 1	SF: 0 SAC: 0 DP: 0 HBP: 1	WP: 2 PB: 0 SB: 1 CS: 0	PA: 37
PITCHER	IP WLS BF H R ER SO BB IBB HBP BLK WP HR S P ERA WHIP												PITCHER	IP WLS BF H R ER SO BB IBB HBP BLK WP HR S P ERA WHIP								
Jason Jennings, R (1, 1) ERA: 5.38	7.0 W 29 4 4 4 6 4 0 0 0 2 1 60 106 5.14 1.143																					
40 Brian Fuentes, L (8, 1) ERA: 3.46	1.0 H 4 0 0 0 2 1 0 0 0 0 0 7 11 0.00 1.000																					
Jose Jimenez, R (9, 1) ERA: 5.53	1.0 S 4 0 0 0 2 0 0 0 1 0 0 0 7 11 0.00 0.000																					

Cleveland Indians @ Colorado Rockies
Coors Field, Denver, CO
Thu Jun 05 2003, 1:05 PM MDT
Att. 25,221 - Cloudy - 61 F

livebaseballscorecards.com

AB	31
R	4
H	4
RBI	3
BB	5
SO	10
LOB	12



Batter	1	2	3	4	5	6	7	8	9
Juan Uribe, R OBP: 0.231, SLG: 0.692 (1, 6)	2-2 E 1B	0-1 F9		0-1 G2-3		2-2 F8			
Jay Payton, R OBP: 0.367, SLG: 0.473 (1, 7)	2-2 L5 1-2		0-1 17 G4-6-3 1B		4-2 1B 17 BLK 1B BB	0-1 G4-3			
17 Todd Helton, L OBP: 0.428, SLG: 0.545 (1, 3)	4-2 1B BB		2-1 G4-6-3 1-2f		4-0 1B 1-2 BB		1-0 P6		
Preston Wilson, R OBP: 0.365, SLG: 0.578 (1, 8)	2-3 K		0-2 F8		1-2 1-2 2-3 CS 1B		2-3 K		
Larry Walker, L OBP: 0.432, SLG: 0.474 (1, 9)	0-0 1-3 2-H 1B			1-0 G4-3	3-2 1-2 2-H 3-H 3B 1B		0-0 G4-3		
Chris Stynes, R OBP: 0.359, SLG: 0.430 (1, 5)	2-0 F7			1-0 HR 1B	2-2 2-H SF7 3B		0-1 G6-3		
Bobby Estalella, R OBP: 0.268, SLG: 0.438 (1, 2)		2-2 G6-3		2-2 1-H HR	0-0 SF7		2-3 K		
Brent Butler, R OBP: 0.260, SLG: 0.243 (1, 4)		0-0 F7		2-2 G6-3	0-0 F8		2-0 3B		
Jason Jennings, L OBP: 0.360, SLG: 0.381 (1, 1)		3-2 E3		2-2 1B		1-2 G5-3		3-3 K	
40 Brian Fuentes, L (8, 1)									
Greg Vaughn, R (8, PH)									
Jose Jimenez, R (9, 1)									

AB	R	H	RBI	BB	SO	LOB
4	1	1	0	0	0	2
3	1	1	0	1	0	1
2	1	0	0	2	0	1
4	0	1	0	0	2	2
4	1	2	3	0	0	0
4	2	2	1	0	0	2
3	1	1	3	0	1	0
4	0	1	0	0	0	0
3	0	1	0	0	0	0
0	0	0	0	0	0	0
1	0	0	0	0	1	1
0	0	0	0	0	0	0

BOTTOM

Cleveland Indians @ Colorado Rockies
Coors Field, Denver, CO
Thu Jun 05 2003, 1:05 PM MDT
Att. 25,221 - Cloudy - 61 F

livebaseballscorecards.com

AB	32
R	7
H	10
RBI	7
BB	3
SO	4
LOB	9



Inning Stats		R: 1	H: 2	E: 1	K: 1	S: 14	R: 0	H: 0	E: 1	K: 0	S: 10	R: 0	H: 1	E: 0	K: 0	S: 7	R: 2	H: 3	E: 0	K: 0	S: 13	R: 4	H: 3	E: 0	K: 0	S: 16	R: 0	H: 0	E: 0	K: 1	S: 9	R: 0	H: 0	E: 0	K: 2	S: 11
Inning Stats		R: 0	H: 0	E: 1	K: 0	S: 10	R: 0	H: 0	E: 1	K: 0	S: 15	R: 0	H: 1	E: 0	K: 0	S: 9	R: 0	H: 1	E: 0	K: 0	S: 21	R: 0	H: 0	E: 0	K: 1	S: 12	R: 0	H: 1	E: 0	K: 2	S: 18					
PITCHER		IP	WLS	BF	H	R	ER	SO	BB	IBB	HBP	BLK	WP	HR	S	P	ERA	WHIP																		
CC Sabathia, L (1, 1)	ERA: 3.58	4.1	L	24	9	7	7	1	3	0	0	1	0	1	58	99	14.54	2.769																		
Terry Mulholland, L (5, 1)	ERA: 2.86	1.2		5	0	0	0	0	0	0	0	0	0	0	11	14	0.00	0.000																		
Dan Miceli, R (7, 1)	ERA: 4.56	2.0		7	1	0	0	3	0	0	0	0	0	0	17	27	0.00	0.500																		

WP	HR	S	P	ERA	WHIP
0	0	0	0	0	0
0	0	0	0	0	0
0	0	0	0	0	0
0	0	0	0	0	0

Batter	1	2	3	4	5	6	7	8	9	AB R H RBI BB SO LOB	TOP													
Matt Lawton, L OBP: 0.319, SLG: 0.388 (1, 9) (7, 7)	0-2 1B 2B	1-2 F8			1-1 FC3-6 1B	3-2 F8		0-1 G4-3		5 1 2 0 0 0 3														
Omar Vizquel, S OBP: 0.335, SLG: 0.361 (1, 6) (7, 9)	2-2 P5		0-1 G3		1-0 FC3-6 G5-4-3 1-2f		4-1 S BLK FC4 BB	3-1 G6-3		4 1 0 0 1 0 2														
Ellis Burks, R OBP: 0.361, SLG: 0.421 Shane Spencer, R OBP: 0.296, SLG: 0.336 (1, 7) (7, 9)	1-2 2B 1B		2-1 G4-3 1B		0-1 G5-4-3 1-2f		1-3 K		1-0 G6-3	4 1 2 1 0 1 2 1 0 0 0 0 0 0														
Jody Gerut, L OBP: 0.306, SLG: 0.553 (1, 8) (7, 9)	1-1 1-H 2B		3-2 G4-3			1-1 1B 2B	4-1 FC4 S 1B BB		1-1 G4-3	4 2 2 1 1 0 1														
Ben Broussard, L OBP: 0.365, SLG: 0.530 (1, 3) (7, 9)	1-3 K		1-3 K			0-0 1B 1B	3-2 FC4 1B		0-2 1B	5 1 2 1 0 2 3														
Casey Blake, R OBP: 0.323, SLG: 0.386 (1, 5) (7, 9)	1-3 K			2-1 1B		1-2 SH5-4 1B 1B	1-3 K		1-0 F8	5 0 2 1 0 2 4														
Josh Bard, S OBP: 0.275, SLG: 0.325 (1, 2) (7, 9)			3-1 G4-3	1 SAFE 0-0 F9		1-3 K	1-0 1B			4 0 1 1 0 1 3														
Brandon Phillips, R OBP: 0.237, SLG: 0.315 (1, 4) (7, 9)			4-0 WP BB		2-1 F9		1-2 SH5-4 1B	3-3 K		3 0 1 1 1 1 3														
Jason Davis, R Zach Sorensen, S David Riske, R Danys Baez, R (1, 1) (8, PH) (8, 1) (9, 1)			2-3 K		1-2 G4-3		0-0 SH5-4	0-3 K		2 0 0 0 0 1 2 1 0 0 0 0 1 0 0 0 0 0 0 0 0 0 0 0 0 0 0 0														
Inning Stats	R: 2 E: 0 K: 2 S: 17	H: 3 LOB: 1 BB: 0 P: 23	R: 0 E: 0 K: 1 S: 8	H: 0 LOB: 1 BB: 1 P: 18	R: 0 E: 0 K: 1 S: 11	H: 1 LOB: 1 BB: 0 P: 17	R: 0 E: 0 K: 0 S: 8	H: 1 LOB: 1 BB: 0 P: 13	R: 0 E: 0 K: 0 S: 5	H: 1 LOB: 0 BB: 0 P: 7	R: 2 E: 0 K: 1 S: 18	H: 4 LOB: 2 BB: 0 P: 25	R: 2 E: 0 K: 3 S: 19	H: 1 LOB: 2 BB: 2 P: 36	R: 0 E: 0 K: 1 S: 7	H: 0 LOB: 0 BB: 0 P: 10	R: 0 E: 0 K: 0 S: 7	H: 1 LOB: 1 BB: 0 P: 10	1B: 9 2B: 3 3B: 0 HR: 0	SF: 0 SAC: 1 DP: 1 HBP: 0	WP: 1 PB: 0 SB: 2 CS: 0	PA: 42		
PITCHER 31 Edgar Gonzalez, R ERA: 5.73 Scott Service, R ERA: 5.19 Eddie Oropesa, L ERA: 3.18 Miguel Batista, R ERA: 2.87	IP WLS BF H R ER SO BB IBB HBP BLK WP HR S P ERA WHIP	5.1 L 26 10 4 4 5 1 0 0 0 1 0 62 95 6.75 2.062	0.2 2 0 0 0 0 0 0 0 0 0 0 0 5 8 0.00 0.000	0.1 4 0 2 2 1 2 0 0 0 1 0 0 11 23 54.00 6.000	2.2 10 2 0 0 0 3 0 0 0 0 0 0 22 33 0.00 0.750		PITCHER IP WLS BF H R ER SO BB IBB HBP BLK WP HR S P ERA WHIP																	

Cleveland Indians @ Arizona Diamondbacks
Bank One Ballpark, Phoenix, AZ
Fri Jun 06 2003, 10:07 PM EDT
Att: 32,430 - Cloudy - 102 F

AB	38
R	6
H	12
RBI	6
BB	3
SO	9
LOB	23



Batter	1	2	3	4	5	6	7	8	9	AB	R	H	RBI	BB	SO	LOB
Tony Womack, L OBP: 0.259, SLG: 0.327 (1, 6)	4-0 G6-3 G3 1B BB		0-1 G4-3		2-1 1B 2B		0-1 F7			3	1	1	0	1	0	0
Mark Grace, L OBP: 0.333, SLG: 0.413 (1, 3)	1-2 G3 1-2		0-1 P6		0-0 1B 2-H			0-2 FC5-4 1B		4	0	2	0	0	0	1
Junior Spivey, R OBP: 0.315, SLG: 0.418 (1, 4)	2-1 G6-3 2-3			1-0 G3-1	0-0 F8			1-2 FC5-4 G3 1-2f		4	0	0	0	0	0	3
Luis Gonzalez, L OBP: 0.375, SLG: 0.549 (1, 7)	1-0 1B 3-H			1-1 G6-3 E 2B 1B		0-1 FC5-4 1B		1-1 G3 1-2		4	1	3	1	0	0	1
Shea Hillenbrand, R OBP: 0.329, SLG: 0.442 (1, 5)	1-0 F7			1-0 E4 G6-3 2B		0-2 FC5-4 1-2f		0-2 L4		4	1	0	0	0	0	4
Quinton McCracken, S OBP: 0.250, SLG: 0.233 Miguel Batista, R OBP: 0.056, SLG: 0.056 Alex Cintron, S OBP: 0.318, SLG: 0.449 (1, 8) (7, 1) (9, PH)		1-3 K		3-2 G6-3 1-2 2-3		1-3 K		2-1 G6-3		3	0	0	0	0	2	3
Robby Hammock, R OBP: 0.391, SLG: 0.609 (1, 9)		1-0 G6-3		0-1 2B 2-H 3-H		3-3 K		2-2 G6-3		4	0	1	2	0	1	1
Rod Barajas, R OBP: 0.277, SLG: 0.396 Carlos Baerga, S OBP: 0.321, SLG: 0.449 (1, 2) (9, PH)		2-0 G5-3		1-0 P2		2-1 P6		1-0 G4-3		3	0	0	0	0	0	1
31 Edgar Gonzalez, R OBP: 0.250, SLG: 0.250 Scott Service, R Eddie Oropesa, L Danny Bautista, R OBP: 0.288, SLG: 0.327 (1, 1) (6, 1) (7, 1) (7, 8)			1-2 G4-3		1-1 F9		3-2 G6-3			2	0	0	0	0	0	0

Inning Stats	R: 1	H: 1	E: 0	LOB: 1	K: 0	S: 7	R: 0	H: 0	E: 0	LOB: 0	K: 1	S: 6	R: 0	H: 0	E: 0	LOB: 0	K: 0	S: 7	R: 2	H: 2	E: 1	LOB: 1	K: 0	S: 10	R: 0	H: 2	E: 0	LOB: 1	K: 2	S: 14	R: 0	H: 1	E: 0	LOB: 1	K: 0	S: 18	R: 0	H: 0	E: 0	LOB: 0	K: 0	S: 7	R: 0	H: 1	E: 0	LOB: 1	K: 0	S: 12	R: 0	H: 0	E: 0	LOB: 0	K: 0	S: 7	R: 0	H: 0	E: 0	LOB: 0	K: 0	S: 7	R: 0	H: 0	E: 0	LOB: 0	K: 0	S: 7	1B: 5	2B: 2	3B: 0	SF: 0	SAC: 0	DP: 0	HBP: 0	WP: 0	PA: 35
--------------	------	------	------	--------	------	------	------	------	------	--------	------	------	------	------	------	--------	------	------	------	------	------	--------	------	-------	------	------	------	--------	------	-------	------	------	------	--------	------	-------	------	------	------	--------	------	------	------	------	------	--------	------	-------	------	------	------	--------	------	------	------	------	------	--------	------	------	------	------	------	--------	------	------	-------	-------	-------	-------	--------	-------	--------	-------	--------

PITCHER	IP	WLS	BF	H	R	ER	SO	BB	IBB	HBP	BLK	WP	HR	S	P	ERA	WHIP
Jason Davis, R ERA: 5.04 (1, 1)	7.0	W	28	6	3	1	3	1	0	0	0	0	0	57	90	1.29	1.000
David Riske, R ERA: 3.0 (8, 1)	1.0	H	4	1	0	0	0	0	0	0	0	0	0	12	14	0.00	1.000
Danys Baez, R ERA: 4.03 (9, 1)	1.0	S	3	0	0	0	0	0	0	0	0	0	0	7	12	0.00	0.000

BOTTOM

Cleveland Indians @ Arizona Diamondbacks
Bank One Ballpark, Phoenix, AZ
 Fri Jun 06 2003, 10:07 PM EDT
 Att. 32,430 - Cloudy - 102 F

AB	34
R	3
H	7
RBI	3
BB	1
SO	3
LOB	14



Batter	1	2	3	4	5	6	7	8	9
Alex Cintron, S OBP: 0.337, SLG: 0.469 (1, 6)	1-2 L4-6 BB 1B		2-1 SF8 3-H		2-2 1B 3B 1B		1-1 2B 1B		
Mark Grace, L OBP: 0.330, SLG: 0.398 (1, 3)	4-2 1-2 BB		1-0 F9		0-1 L4		0-0 F7		
Junior Spivey, R OBP: 0.314, SLG: 0.419 (1, 4)	0-0 L4-6 2-2		2-1 FC5-4 1-2f		1-1 F8		0-0 G3 1-H 2B		
Luis Gonzalez, L OBP: 0.377, SLG: 0.549 (1, 7)	1-2 G1-3			3-1 1B SF8 1B	0-0 3B 1B		3-1 G3 2-3		
Shea Hillenbrand, R OBP: 0.332, SLG: 0.453 (1, 5)		3-2 L6		0-1 SF8 1B 1-2	2-2 3B 1-H 2-H		1-3 K		
Danny Bautista, R OBP: 0.287, SLG: 0.325 (1, 8)		1-0 F9		1-0 SF8 1B 1-2 2-3	1-3 K		1-3 K		
Robby Hammock, R OBP: 0.333, SLG: 0.538 (1, 9)		1-1 F8		0-0 SF8 1-2 2-3 3-H		0-1 G5-3		0-1 G1-3	
Chad Moeller, R OBP: 0.394, SLG: 0.526 (1, 2)			0-1 E SF8 1B	4-0 G6-4-3 IBB		2-0 G1-6-3 1B		3-2 G5-3	
John Patterson, R (1, 1)			0-0 E2 FC5-4		1-2 G6-4-3		0-0 G1-6-3		
Lyle Overbay, L (4, PH)									
Stephen Randolph, L (5, 1)									
Carlos Baerga, S (6, PH)									
Andrew Good, R (7, 1)									
Rod Barajas, R (9, 2)									

AB	R	H	RBI	BB	SO	LOB
3	2	3	1	0	0	0
3	0	0	0	1	0	3
4	0	1	1	0	0	4
4	2	2	0	0	0	2
4	0	2	2	0	1	1
4	0	1	0	0	2	1
3	0	0	1	0	0	0
3	1	2	0	1	0	0
0	0	0	0	0	0	0
1	0	0	0	0	0	1
1	0	0	0	0	0	3
0	0	0	0	0	0	0
1	0	0	0	0	0	1
0	0	0	0	0	0	0
0	0	0	0	0	0	0

BOTTOM	
Cleveland Indians @ Arizona Diamondbacks	Bank One Ballpark, Phoenix, AZ
Sat Jun 07 2003, 4:05 PM EDT	Att: 36,619 - Dome - 72 F
AB 31	R 5
H 11	RBI 5
BB 2	SO 3
LOB 16	
WP: 0 PA: 35	
PB: 0	
SB: 0	
CS: 0	

Inning Stats		R	H	E	K	S	R		H	E	K	S	R		H	E	K	S	R		H	E	K	S	R		H	E	K	S												
R: 0 H: 1 E: 0 K: 10 S: 10		0	1	0	1	16	R: 0 H: 0 E: 0 K: 6 S: 6		0	0	0	11	R: 1 H: 1 E: 1 K: 8 S: 8		1	1	0	13	R: 1 H: 3 E: 0 K: 9 S: 9		3	2	0	22	R: 0 H: 1 E: 0 K: 4 S: 4		1	0	0	6	R: 1 H: 2 E: 0 K: 11 S: 11		2	1	0	16	R: 0 H: 0 E: 0 K: 9 S: 9		0	0	0	13

PITCHER															PITCHER																										
IP	WLS	BF	H	R	ER	SO	BB	IBB	HBP	BLK	WP	HR	S	P	ERA	WHIP	IP	WLS	BF	H	R	ER	SO	BB	IBB	HBP	BLK	WP	HR	S	P	ERA	WHIP								
Brian Anderson, L (1, 1)	4.2	L	23	8	4	3	0	1	0	0	0	0	46	76	5.79	1.929																									
37 Jake Westbrook, R (5, 1)	1.1		4	1	0	0	1	0	0	0	0	0	7	10	0.00	0.750																									
Terry Mulholland, L (7, 1)	0.2		4	2	1	1	0	0	0	0	0	0	6	10	13.50	3.000																									
Dan Miceli, R (7, 1)	0.1		1	0	0	0	1	0	0	0	0	0	5	6	0.00	0.000																									
Jason Boyd, R (8, 1)	1.0		3	0	0	0	1	0	0	0	0	0	9	13	0.00	0.000																									



Batter	1	2	3	4	5	6	7	8	9	AB R H RBI BB SO LOB	TOP										
Matt Lawton, L (1, 7) OBP: 0.314, SLG: 0.380	2-1 G4-3		2-1 G4-3		2-3 K		0-2 G6-3		2-0 L4	5 0 0 0 0 1 0	Cleveland Indians @ Arizona Diamondbacks Bank One Ballpark, Phoenix, AZ Sun Jun 08 2003, 4:37 PM EDT Att. 42,956 - Dome - 72 F										
Omar Vizquel, S (1, 6) OBP: 0.328, SLG: 0.353 Terry Mulholland, R (5, 1) Shane Spencer, R (8, PH) OBP: 0.295, SLG: 0.329	1-2 F7		0-0 G5-3		1-1 G3			1-0 G4-3	3 0 0 0 0 0 0 0 0 0 0 0 0 0 1 0 0 0 0 0 0												
Jody Gerut, L (1, 9) OBP: 0.325, SLG: 0.555	0-0 2B		4-2 2B BB			1-3 K		1-0 G5-3 HBP 1B	3 0 2 0 1 1 0												
Milton Bradley, S (1, 8) OBP: 0.439, SLG: 0.509	1-3 K		1-1 2B		3-2 F8			1-0 G5-3 HBP	3 0 1 0 0 1 1												
Ben Broussard, L (1, 3) OBP: 0.350, SLG: 0.500 Dan Miceli, R (8, 1)		0-1 WP E G1-5-3 1B	0-2 F7		1-3 K			0-1 G5-3	4 1 1 0 0 1 4 0 0 0 0 0 0 0												
Casey Blake, R (1, 5) OBP: 0.320, SLG: 0.373		1 SAFE 2-2 SAFE G1-5-3		1-3 K		1-2 F7		4-2 BB	3 0 0 0 1 1 1												
Josh Bard, S (1, 2) OBP: 0.275, SLG: 0.323		1-1 L6		0-0 G4-3		1-2 FC6-4 1B		0-2 G1-3	4 0 1 0 0 0 4												
John McDonald, R (1, 4) OBP: 0.300, SLG: 0.369		4-2 FC6-4 BB		2-2 G5-3		1-2 FC6-4 HR		2-1 G3	3 1 0 0 1 0 1												
Ricardo Rodriguez, L (1, 1) Brian Tallet, L (2, 1) Zach Sorensen, S (5, PH) OBP: 0.100, SLG: 0.400		3-H 0-1 FC6-4		1-3 K2-3		1-1 HR		2-1 F8	1 0 0 0 0 0 1 0 0 0 0 0 0 0 3 1 1 2 0 1 0												
Inning Stats	R: 0 E: 0 K: 1 S: 9	H: 1 LOB: 1 BB: 0 P: 13	R: 1 E: 0 K: 0 S: 11	H: 1 LOB: 1 BB: 1 P: 18	R: 0 E: 0 K: 0 S: 11	H: 1 LOB: 2 BB: 1 P: 18	R: 0 E: 0 K: 1 S: 7	H: 0 LOB: 0 BB: 0 P: 10	R: 0 E: 0 K: 2 S: 10	H: 0 LOB: 0 BB: 0 P: 15		R: 2 E: 0 K: 0 S: 14	H: 2 LOB: 0 BB: 0 P: 18	R: 0 E: 0 K: 0 S: 9	H: 1 LOB: 3 BB: 1 P: 16	R: 0 E: 0 K: 0 S: 5	H: 0 LOB: 0 BB: 0 P: 11	1B: 3 2B: 2 3B: 0 HR: 1	SF: 0 SAC: 0 DP: 0 HBP: 1	WP: 1 PB: 0 SB: 0 CS: 0	PA: 37
PITCHER 17 Brandon Webb, R (1, 1) ERA: 2.2 Mike Myers, L (8, 1) ERA: 5.6	IP 7.0 2.0	WLS W 9	BF 28 9	H 5 1	R 3 0	ER 2 0	SO 6 0	BB 2 1	IBB 0 0	HBP 0 1	BLK 0 0	WP 1 0	HR 1 0	S 71 14	P 105 27	ERA 2.57 0.00	WHIP 1.000 1.000				

livebaseballscores.com

AB	33
R	3
H	6
RBI	2
BB	3
SO	6
LOB	12



Batter	1	2	3	4	5	6	7	8	9	AB	R	H	RBI	BB	SO	LOB
Alex Cintron, S OBP: 0.340, SLG: 0.512 (1, 6)	F9	HR	F9		G4-6-3		F8 HR			5	2	2	3	0	0	2
Danny Bautista, R OBP: 0.291, SLG: 0.323 (1, 8)	S 1B	G5-3	F8				F8			4	1	1	0	1	0	2
Junior Spivey, R OBP: 0.321, SLG: 0.442 (1, 4)	F8				G4-3					4	1	2	2	1	0	2
Luis Gonzalez, L OBP: 0.375, SLG: 0.544 Quinton McCracken, S OBP: 0.259, SLG: 0.243 (7, PH) (8, 7)	S 2B	F8			G4-6-3		G6-3			4	1	1	1	0	0	2
Shea Hillenbrand, R OBP: 0.335, SLG: 0.460 Carlos Baerga, S OBP: 0.333, SLG: 0.471 (3, 5)	1B						FC6			1	0	1	1	0	0	0
Lyle Overbay, L OBP: 0.359, SLG: 0.378 (1, 3)	K				G1-3		F7			4	1	0	0	0	1	3
Robby Hammock, R OBP: 0.406, SLG: 0.742 (1, 9)		HR	1B				K2-3			5	3	4	3	0	1	0
Chad Moeller, R OBP: 0.402, SLG: 0.538 (1, 2)		HR	1B				K			5	2	3	2	0	1	1
17 Brandon Webb, R OBP: 0.143, SLG: 0.077 Mark Grace, L OBP: 0.327, SLG: 0.393 Mike Myers, L (8, 1)							P6			3	0	1	0	0	2	3

Inning Stats	R: 2	H: 3	E: 0	K: 1	S: 16	R: 3	H: 4	E: 0	K: 1	S: 18	R: 3	H: 3	E: 0	K: 1	S: 13	R: 0	H: 1	E: 0	K: 0	S: 8	R: 2	H: 3	E: 0	K: 0	S: 13	R: 1	H: 1	E: 0	K: 0	S: 7	R: 2	H: 3	E: 0	K: 0	S: 10	R: 0	H: 0	E: 0	K: 2	S: 7
	LOB: 1	BB: 0	P: 24	LOB: 1	BB: 0	LOB: 1	BB: 0	LOB: 1	BB: 1	P: 24	LOB: 1	BB: 0	LOB: 1	BB: 0	P: 24	LOB: 1	BB: 1	LOB: 1	BB: 1	P: 14	LOB: 1	BB: 1	LOB: 1	BB: 1	P: 22	LOB: 1	BB: 0	LOB: 1	BB: 0	P: 11	LOB: 1	BB: 0	LOB: 0	BB: 0	P: 9	SF: 0	SAC: 0	DP: 2	HBP: 2	

PITCHER	IP	WLS	BF	H	R	ER	SO	BB	IBB	HBP	BLK	WP	HR	S	P	ERA	WHIP
Ricardo Rodriguez, R ERA: 5.47 (1, 1)	1.2	L	11	6	5	5	2	0	0	0	0	0	1	30	44	27.00	3.600
Brian Tallet, L ERA: 8.1 (2, 1)	2.1		13	5	3	3	1	1	0	1	0	0	0	25	44	11.57	2.571
Terry Mulholland, L ERA: 4.22 (5, 1)	3.0		17	7	5	5	0	1	0	1	0	0	1	30	48	15.00	2.667
Dan Miceli, R ERA: 4.33 (8, 1)	1.0		3	0	0	0	2	0	0	0	0	0	0	7	9	0.00	0.000

BOTTOM


Cleveland Indians @ Arizona Diamondbacks

Bank One Ballpark, Phoenix, AZ

Sun Jun 08 2003, 4:37 PM EDT
Att. 42,956 - Dome - 72 F

livebaseballscorecards.com

AB	40
R	13
H	18
RBI	12
BB	2
SO	5
LOB	16




WP: 0	PA: 44
PB: 0	
SB: 2	
CS: 0	

Batter	1	2	3	4	5	6	7	8	9	AB R H RBI BB SO LOB	TOP																									
Gary Matthews, S (1, 7) OBP: 0.286, SLG: 0.348	2-3 K	0-0 F7		0-3 K		3-3 K			0-0 G4-3	5 0 0 0 0 3 1	San Diego Padres @ Cleveland Indians Jacobs Field, Cleveland, OH Tue Jun 10 2003, 7:05 PM EDT Att. 19,949 - Overcast - 75 F																									
Mark Kotsay, L (1, 8) OBP: 0.354, SLG: 0.333	2-2 2B 1B	1-0 2B		2-2 L4		1-0 G4-3			0-1 G4-3	5 1 2 0 0 0 1																										
Mark Loretta, R (1, 4) OBP: 0.369, SLG: 0.421	0-1 1B 1-3 2B	1-1 G4-3			1-1 G5-3				1-1 G6-3	4 1 1 0 0 0 1																										
Rondell White, R (1, 10) OBP: 0.354, SLG: 0.484	0-0 1B 2B 1B			3-2 G6-4-3 1B		3-2 F8			0-1 G6-3	4 1 2 1 0 0 0																										
Brian Buchanan, R (1, 3) OBP: 0.363, SLG: 0.533	0-0 2B 1-3 G4-3 1B			2-2 G6-4-3 1-2 1B		1-0 HR			0-3 K	4 2 3 2 0 1 0																										
Xavier Nady, R (1, 9) OBP: 0.333, SLG: 0.444	0-1 G4-3 1-3 2B			1-1 G6-4-3 1-2f 2-3		0-0 2B			1-3 K	4 0 2 1 0 1 2																										
Sean Burroughs, L (1, 5) OBP: 0.348, SLG: 0.414	3-2 G4-3 2-3 3-H			3-2 G6-3		4-2 FC6-4 BB			1-1 F8	3 0 0 1 1 0 2																										
Gary Bennett, R (1, 2) OBP: 0.279, SLG: 0.330	1-1 L6			1-1 G4-3 1B		1-0 FC6-4 1-2f			0-3 K	4 0 1 0 0 1 3																										
Donaldo Mendez, R (1, 6) OBP: 0.375, SLG: 0.286		1-2 F9		0-0 G4-3 1-2		0-1 G5-3			2-3 K	3 0 0 0 0 0 1																										
Dave Hansen, L (9, PH) OBP: 0.403, SLG: 0.344										1 0 0 0 0 1 0																										
Inning Stats	R: 4 E: 0 K: 1 S: 18	H: 5 LOB: 1 BB: 0 P: 26	R: 0 E: 0 K: 0 S: 9	H: 1 LOB: 1 BB: 0 P: 12	R: 0 E: 0 K: 0 S: 15	H: 2 LOB: 1 BB: 0 P: 24	R: 0 E: 0 K: 1 S: 9	H: 1 LOB: 1 BB: 0 P: 12	R: 1 E: 0 K: 0 S: 10	H: 2 LOB: 2 BB: 1 P: 20	R: 0 E: 0 K: 1 S: 6	H: 0 LOB: 0 BB: 0 P: 10	R: 0 E: 0 K: 1 S: 7	H: 0 LOB: 0 BB: 0 P: 8	R: 0 E: 0 K: 2 S: 8	H: 0 LOB: 0 BB: 0 P: 10	R: 0 E: 0 K: 1 S: 6	H: 0 LOB: 0 BB: 0 P: 8	1B: 6 2B: 4 3B: 0 HR: 1	SF: 0 SAC: 0 DP: 1 HBP: 0	WP: 0 PB: 0 SB: 0 CS: 0	PA: 38														
PITCHER	IP WLS BF H R ER SO BB IBB HBP BLK WP HR S P ERA WHIP																																			
Billy Traber, L (1, 1) ERA: 4.75	4.2		25	11	5	5	2	1	0	0	0	0	1	60	92	9.64	2.571																			
37 Jake Westbrook, R (5, 1) ERA: 4.82	2.1	W	7	0	0	0	2	0	0	0	0	0	0	14	20	0.00	0.000																			
David Riske, R (8, 1) ERA: 2.89	1.0	H	3	0	0	0	2	0	0	0	0	0	0	8	10	0.00	0.000																			
Danys Baez, R (9, 1) ERA: 3.9	1.0	S	3	0	0	0	1	0	0	0	0	0	0	6	8	0.00	0.000																			

livebaseballscorecards.com

AB	37
R	5
H	11
RBI	5
BB	1
SO	7
LOB	11



Batter	1	2	3	4	5	6	7	8	9	AB R H RBI BB SO LOB	TOP											
Gary Matthews, S (1, 8) OBP: 0.285, SLG: 0.351	3-2 G3		0-0 P4		2-1 2B		0-1 P3			4 0 1 0 0 0 2												
Mark Loretta, R (1, 4) OBP: 0.371, SLG: 0.422	0-1 1B		1-1 1B		1-1 G4-3			1-1 F8		4 0 2 0 0 0 1												
Rondell White, R (1, 7) OBP: 0.352, SLG: 0.484	1-1 F9		1-0 F8			1-3 K		2-1 G4-3 HR		4 1 1 0 0 1 2												
Ryan Klesko, L (1, 3) OBP: 0.368, SLG: 0.497	2-2 1B		0-0 G4-3			2-2 G4-3		1-2 G4-3		4 0 1 0 0 0 2												
Brian Buchanan, R (1, 10) OBP: 0.358, SLG: 0.552	0-2 F8			1-3 K		3-3 K		0-0 HR		4 1 1 2 0 2 2												
Xavier Nady, R (1, 9) OBP: 0.328, SLG: 0.436		2-1 F9		2-2 G4-3			2-2 P3	1-1 G4-3		4 0 0 0 0 0 0												
Sean Burroughs, L (1, 5) OBP: 0.350, SLG: 0.415		3-2 2B		1-0 F8			3-1 1B		1-2 G4-3	4 0 2 0 0 0 0	AB 36 R 2 H 10 RBI 2 BB 0 SO 4 LOB 11											
Gary Bennett, R (1, 2) OBP: 0.269, SLG: 0.317		2-0 F9			1-2 G6-3		0-0 L9		0-0 G5-3	4 0 0 0 0 0 2												
Donaldo Mendez, R (1, 6) OBP: 0.455, SLG: 0.500 Dave Hansen, L (9, PH) OBP: 0.397, SLG: 0.339		1 SAFE 2B	2-2 1-H		1-3 K		0-2 1B		2-2 G1	3 0 2 0 0 1 0 1 0 0 0 0 0 0												
Inning Stats	R: 0 E: 0 K: 0 S: 13	H: 2 LOB: 2 BB: 0 P: 19	R: 0 E: 0 K: 0 S: 10	H: 2 LOB: 2 BB: 0 P: 19	R: 0 E: 0 K: 0 S: 5	H: 1 LOB: 1 BB: 0 P: 7	R: 0 E: 0 K: 1 S: 7	H: 0 LOB: 0 BB: 0 P: 11	R: 0 E: 0 K: 1 S: 10	H: 1 LOB: 1 BB: 0 P: 15	R: 0 E: 0 K: 2 S: 10	H: 0 LOB: 0 BB: 0 P: 16	R: 0 E: 0 K: 0 S: 13	H: 2 LOB: 2 BB: 0 P: 18	R: 2 E: 0 K: 0 S: 10	H: 2 LOB: 0 BB: 0 P: 15	R: 0 E: 0 K: 0 S: 8	H: 0 LOB: 0 BB: 0 P: 11	1B: 6 2B: 3 3B: 0 HR: 1	SF: 0 SAC: 0 DP: 0 HBP: 0	WP: 0 PB: 0 SB: 0 CS: 0	PA: 36
PITCHER	IP WLS BF H R ER SO BB IBB HBP BLK WP HR S P ERA WHIP																					
CC Sabathia, L (1, 1) ERA: 3.47	7.2 W 32 10 2 2 4 0 0 0 0 0 1 76 117 2.35 1.304																					
David Riske, R (8, 1) ERA: 2.86	0.1 H 1 0 0 0 0 0 0 0 0 0 0 2 3 0.00 0.000																					
Danys Baez, R (9, 1) ERA: 3.77	1.0 S 3 0 0 0 0 0 0 0 0 0 0 8 11 0.00 0.000																					

San Diego Padres @ Cleveland Indians
 Jacobs Field, Cleveland, OH
 Wed Jun 11 2003, 7:05 PM EDT
 Att. 17,427 - Cloudy - 75 F

livebaseballscorecards.com

Batter	1	2	3	4	5	6	7	8	9	AB	R	H	RBI	BB	SO	LOB
Matt Lawton, L OBP: 0.312, SLG: 0.368 (1, 10)	2-3 K		1-2 FC4-2		1-3 K		2-2 F7			4	0	0	0	0	2	1
Coco Crisp, S OBP: 0.154, SLG: 0.231 (1, 7)	2-0 P6		0-0 F9		1-1 G3-1			2-1 WP 2B		4	1	1	0	0	0	1
Jody Gerut, L OBP: 0.323, SLG: 0.574 (1, 9)	0-0 HR			3-2 G4-3	2-1 L6			0-3 K		4	1	1	1	0	1	1
Milton Bradley, S OBP: 0.438, SLG: 0.500 (1, 8)	0-1 G4-3			4-1 HR BB		3-2 F8		3-3 K		3	1	0	0	1	1	0
Ben Broussard, L OBP: 0.356, SLG: 0.519 (1, 3)		0-1 G5-4-3 1B		1-1 HR		1-1 F7		0-0 1B		3	1	2	2	0	0	0
Shane Spencer, R OBP: 0.289, SLG: 0.333 (8, PH) (9, 3)				1-H HR						1	0	1	0	0	0	0
Casey Blake, R OBP: 0.333, SLG: 0.378 (1, 5)		0-1 G5-4-3		1-2 1B		4-2 BB		1-3 K		2	0	1	0	1	0	1
2 Jhonny Peralta, R (8, 5)		1-2 1B		1B						1	0	0	0	0	1	1
Josh Bard, S OBP: 0.260, SLG: 0.305 (1, 2)		2-1 F7		1-1 SAFE P5		3-2 G4-3			1-3 K	4	0	0	0	0	1	2
John McDonald, R OBP: 0.309, SLG: 0.386 (1, 6)			1-1 SH1-4 FC4-2 2B	1-2 1B			0-3 K		0-1 F8	4	0	2	0	0	1	0
Brandon Phillips, R OBP: 0.235, SLG: 0.308 (1, 4)			0-0 SH1-4	0-3 K			0-0 F8		0-0 F8	3	0	0	0	0	1	2

Inning Stats	R: 1	H: 1	R: 0	H: 1	R: 0	H: 1	R: 2	H: 3	R: 0	H: 0	R: 0	H: 0	R: 0	H: 2	R: 0	H: 0	R: 1	H: 2	R: 0	H: 0	1B: 4	SF: 0	WP: 1	PA: 36
	E: 0	LOB: 0	E: 0	LOB: 0	E: 0	LOB: 1	E: 0	LOB: 2	E: 0	LOB: 0	E: 0	LOB: 1	E: 0	LOB: 0	E: 0	LOB: 0	E: 0	LOB: 1	E: 0	LOB: 0	2B: 2 <td>SAC: 1 <td>PB: 0 <td></td> </td></td>	SAC: 1 <td>PB: 0 <td></td> </td>	PB: 0 <td></td>	
	K: 1	BB: 0	K: 0	BB: 0	K: 0	BB: 0	K: 1	BB: 1	K: 1	BB: 0	K: 0	BB: 0	K: 1	BB: 0	K: 3	BB: 0	K: 3	BB: 0	K: 1	BB: 0	3B: 0	DP: 1 <td>SB: 2</td> <td></td>	SB: 2	
	S: 10	P: 14	S: 6	P: 8	S: 8	P: 10	S: 18	P: 29	S: 7	P: 11	S: 17	P: 28	S: 7	P: 9	S: 13	P: 19	S: 6	P: 7	S: 6	P: 7	HR: 2	HBP: 0	CS: 0	

PITCHER	IP	WLS	BF	H	R	ER	SO	BB	IBB	HBP	BLK	WP	HR	S	P	ERA	WHIP
44 Jake Peavy, R ERA: 4.59 (1, 1)	5.2	W	24	6	3	3	3	2	0	0	0	0	2	61	92	4.76	1.412
Luther Hackman, R ERA: 4.09 (6, 1)	1.1		4	0	0	0	1	0	0	0	0	0	0	12	17	0.00	0.000
Jesse Orosco, L ERA: 6.97 (8, 1)	0.2		4	2	1	1	2	0	0	0	0	1	0	10	15	13.50	3.000
Matt Herges, R ERA: 2.51 (8, 1)	0.1		1	0	0	0	1	0	0	0	0	0	0	3	4	0.00	0.000
Rod Beck, R ERA: 4.15 (9, 1)	1.0		3	0	0	0	1	0	0	0	0	0	0	6	7	0.00	0.000

BOTTOM

San Diego Padres @ Cleveland Indians
 Jacobs Field, Cleveland, OH
 Thu Jun 12 2003, 7:05 PM EDT
 Att: 17,983 - Cloudy - 70 F

AB	33
R	4
H	8
RBI	3
BB	2
SO	8
LOB	9



PITCHER	IP	WLS	BF	H	R	ER	SO	BB	IBB	HBP	BLK	WP	HR	S	P	ERA	WHIP
44 Jake Peavy, R ERA: 4.59 (1, 1)	5.2	W	24	6	3	3	3	2	0	0	0	0	2	61	92	4.76	1.412

Los Angeles Dodgers @ Cleveland Indians
 Jacobs Field, Cleveland, OH

Fri Jun 13 2003, 7:05 PM EDT
 Att. 23,401 - Cloudy - 68 F

AB	36
R	3
H	9
RBI	3
BB	2
SO	10
LOB	14



WP	0	PA	39
PB	0		
SB	3		
CS	1		

Batter	1	2	3	4	5	6	7	8	9	10	AB	R	H	RBI	BB	SO	LOB								
Coco Crisp, S OBP: 0.278, SLG: 0.294 (1, 7)	E3 G6-3			1B 1B		1B 1B		F9		BB 1-2	4	2	2	0	1	0	0								
John McDonald, R OBP: 0.306, SLG: 0.380 (1, 6)	G6-3 1-2f			K 1-2		1B 1B		G4-3		K 0-3	4	1	1	0	0	1	2								
Ben Broussard, L OBP: 0.352, SLG: 0.512 (9, 3)											1	0	0	0	0	1	2								
Milton Bradley, S OBP: 0.439, SLG: 0.500 (1, 8)	K 1-3			1B 2-H		1B 1B		K			4	0	2	2	0	2	0								
Shane Spencer, R OBP: 0.303, SLG: 0.338 (1, 10)		G6-3 1-1		K 1-3		1B 1B				FC1-6 1B	4	0	2	1	0	1	1								
Jody Gerut, L OBP: 0.313, SLG: 0.556 (1, 9)		L5 0-2		K 1-3		G1-3				FC1-6 FC1-4	4	0	0	0	0	1	3								
Casey Blake, R OBP: 0.332, SLG: 0.372 (1, 3)											3	0	0	0	1	1	1								
Tim Laker, R OBP: 0.323, SLG: 0.424 (1, 2)																									
Matt Lawton, L OBP: 0.311, SLG: 0.366 (10, PH)																									
Brandon Phillips, R OBP: 0.236, SLG: 0.307 (1, 4)																									
2 Jhonny Peralta, R (9, 6)																									
Josh Bard, S OBP: 0.259, SLG: 0.303 (10, PH)																									
Inning Stats	R: 0 E: 1 K: 1 S: 7	H: 0 LOB: 0 BB: 0 P: 8	R: 0 E: 0 K: 1 S: 9	H: 0 LOB: 0 BB: 0 P: 12	R: 0 E: 0 K: 1 S: 5	H: 0 LOB: 0 BB: 0 P: 7	R: 1 E: 0 K: 3 S: 14	H: 2 LOB: 1 BB: 0 P: 20	R: 0 E: 0 K: 0 S: 3	H: 0 LOB: 0 BB: 1 P: 7	R: 2 E: 0 K: 0 S: 12	H: 4 LOB: 1 BB: 0 P: 18	R: 0 E: 0 K: 0 S: 10	H: 1 LOB: 1 BB: 0 P: 14	R: 0 E: 0 K: 1 S: 8	H: 0 LOB: 0 BB: 0 P: 8	R: 0 E: 0 K: 0 S: 10	H: 1 LOB: 0 BB: 0 P: 17	R: 0 E: 0 K: 3 S: 11	H: 1 LOB: 2 BB: 1 P: 17	1B: 9 2B: 0 3B: 0 HR: 0	SF: 0 SAC: 0 DP: 2 HBP: 0	WP: 0 PB: 0 SB: 3 CS: 1	PA: 39	
PITCHER	IP	WLS	BF	H	R	ER	SO	BB	IBB	HBP	BLK	WP	HR	S	P	ERA	WHIP								
Odalis Perez, L ERA: 4.7 (1, 1)	6.0		23	6	3	3	6	1	0	0	0	0	0	50	72	4.50	1.167								
Guillermo Mota, R ERA: 2.16 (7, 1)	2.0		7	1	0	0	1	0	0	0	0	0	0	18	22	0.00	0.500								
Paul Quantrill, R ERA: 1.29 (9, 1)	1.0	W	3	1	0	0	0	0	0	0	0	0	0	10	17	0.00	1.000								
Eric Gagne, R ERA: 1.8 (10, 1)	1.0	S	5	1	0	0	3	1	0	0	0	0	0	11	17	0.00	2.000								

WP	0	PA	39
PB	0		
SB	3		
CS	1		

Batter	1	2	3	4	5	6	7	8	9	AB R H RBI BB SO LOB	TOP											
Dave Roberts, L (1, 8) OBP: 0.332, SLG: 0.322	1-1 G6-3		4-0 BB 2B BB	1-1 FC3-5 G5-4-3		2-3 K			2-1 1B	4 1 1 0 1 1 2	Los Angeles Dodgers @ Cleveland Indians Jacobs Field, Cleveland, OH Sat Jun 14 2003, 3:05 PM EDT Att. 25,426 - Cloudy - 71 F											
Paul Lo Duca, R (1, 3) OBP: 0.382, SLG: 0.461	0-3 K		1-0 F7	2-0 G5-4-3			2-0 2B	1-0 F8	5 0 1 0 0 1 4													
Shawn Green, L (1, 9) OBP: 0.314, SLG: 0.420	1-0 F7		1-3 K		1-2 G4-3		1-1 FC8-6-5	3-1 G1-3	5 0 0 0 0 1 3													
Brian Jordan, R (1, 10) OBP: 0.374, SLG: 0.410		0-0 1B 2B	4-0 2B 1-2 BB		4-2 G6-4-3 BB		1-1 FC5-4 1B		2 1 2 0 2 0 0													
Mike Kinkade, R (1, 7) OBP: 0.371, SLG: 0.378		1-1 L3	0-0 2B	1-1 G6-4-3		1-0 FC5-4			4 0 1 1 0 0 3													
Jolbert Cabrera, R (1, 4) OBP: 0.341, SLG: 0.509		0-3 K	1-2 G1-3		2-2 G5-3 HR HBP		1-0 F8		3 1 0 0 0 1 3													
Adrián Beltré, R (1, 5) OBP: 0.275, SLG: 0.339		4-2 1B BB		3-1 1B 2B		1-2 G5-3	2-2 G6-3		3 1 1 0 1 0 1													
David Ross, R (1, 2) OBP: 0.385, SLG: 0.625		2-1 FC6-4 1B		2-2 FC3-5 1B		0-1 HR	2-3 K		4 1 3 3 0 1 0													
Cesar Izturis, S (1, 6) OBP: 0.289, SLG: 0.298		0-0 FC6-4		2-0 FC3-5 1B		0-3 K		0-0 F8	4 0 1 1 0 1 2													
Inning Stats	R: 0 E: 0 K: 1 S: 6	H: 0 LOB: 0 BB: 0 P: 8	R: 1 E: 0 K: 1 S: 11	H: 2 LOB: 2 BB: 1 P: 18	R: 1 E: 0 K: 1 S: 8	H: 1 LOB: 2 BB: 2 P: 19	R: 1 E: 0 K: 0 S: 10	H: 3 LOB: 1 BB: 0 P: 20	R: 0 E: 0 K: 0 S: 6	H: 0 LOB: 0 BB: 1 P: 11	R: 2 E: 0 K: 2 S: 15	H: 1 LOB: 0 BB: 0 P: 20	R: 0 E: 0 K: 0 S: 6	H: 2 LOB: 1 BB: 0 P: 11	R: 0 E: 0 K: 1 S: 10	H: 0 LOB: 0 BB: 0 P: 15	R: 0 E: 0 K: 0 S: 6	H: 1 LOB: 1 BB: 0 P: 12	1B: 5 2B: 5 3B: 0 HR: 1	SF: 0 SAC: 0 DP: 3 HBP: 1	WP: 0 PB: 0 SB: 1 CS: 0	PA: 39
PITCHER	IP WLS BF H R ER SO BB IBB HBP BLK WP HR S P ERA WHIP												PITCHER	IP WLS BF H R ER SO BB IBB HBP BLK WP HR S P ERA WHIP								
Brian Tallet, L (1, 1) ERA: 6.48	5.0 L 23 6 3 3 3 4 0 0 0 0 0 0 41 76 5.40 2.000																					
Terry Mulholland, L (6, 1) ERA: 3.99	4.0 16 4 2 2 3 0 0 1 0 0 0 1 37 58 4.50 1.000																					

livebaseballscorecards.com

AB	34
R	5
H	10
RBI	5
BB	4
SO	6
LOB	18



Batter	1	2	3	4	5	6	7	8	9	AB R H RBI BB SO LOB
Matt Lawton, L OBP: 0.310, SLG: 0.361 (1, 7) B C F B X	2-2 E6 SH3		0-0 P4		4-2 1B BB		0-2 G1-3			3 0 0 0 1 0 0
Coco Crisp, S OBP: 0.238, SLG: 0.250 (1, 10) X	0-0 SH3		1-0 B1-3		1-0 P6			0-3 K		3 0 0 0 0 1 1
Jody Gerut, L OBP: 0.319, SLG: 0.550 (1, 9) C F B X	2-2 L9		1-2 G1-3		3-2 1B			4-0 BB		3 0 1 0 1 0 1
Milton Bradley, S OBP: 0.436, SLG: 0.511 (1, 8) B X	1-0 F9			1-1 HR	2-3 K			3-3 K		4 1 1 1 0 2 4
Ben Broussard, L OBP: 0.358, SLG: 0.518 (1, 3) B B X		2-2 1B 2B		2-1 F7		4-2 G6-4-3 BB		0-3 K		3 1 1 0 1 1 1
Casey Blake, R OBP: 0.326, SLG: 0.365 (1, 5) S T B X		1-3 K		0-2 G5-3		1-1 G6-4-3 1-2f		1-1 P3		4 0 0 0 0 1 2
Josh Bard, S OBP: 0.269, SLG: 0.309 (1, 2) B B X T C C O B X		2-2 L5-4 1B 2-H		4-2 BB		0-3 K		0-1 1B		3 0 2 1 1 1 0
Brandon Phillips, R OBP: 0.236, SLG: 0.305 (1, 4) F B X C B X		1-2 1B		0-0 P6			0-2 P4	1-1 P3		4 0 1 0 0 0 2
2 Jhonny Peralta, R (1, 6) X C		0-1 L5-4			0-1 G6-3		3-3 K	2-3 K		4 0 0 0 0 2 3

Inning Stats	R: 0	H: 0	E: 1	K: 0	S: 9	R: 1	H: 3	E: 0	K: 1	S: 15	R: 0	H: 0	E: 0	K: 0	S: 6	R: 1	H: 1	E: 0	K: 0	S: 10	R: 0	H: 1	E: 0	K: 1	S: 13	R: 0	H: 0	E: 0	K: 1	S: 11	R: 0	H: 0	E: 0	K: 3	S: 10	R: 0	H: 0	E: 0	K: 3	S: 10	R: 0	H: 1	E: 0	K: 1	S: 9	1B: 4	SF: 0	2B: 2	3B: 0	HR: 1	WP: 0	PB: 0	SB: 0	CS: 0	PA: 36
	0	0	1	0	9	1	3	0	1	15	0	0	0	0	6	1	1	0	0	10	0	1	0	1	13	0	0	0	0	1	0	0	3	10	0	0	1	10	0	0	1	0	9	4	0	2	0	1	0	0	0	0	36		

PITCHER	IP	WLS	BF	H	R	ER	SO	BB	IBB	HBP	BLK	WP	HR	S	P	ERA	WHIP
Andy Ashby, R ERA: 5.82 (1, 1)	5.0	W	22	5	2	2	2	2	0	0	0	0	1	53	82	3.60	1.400
Wilson Alvarez, L ERA: 2.0 (6, 1)	4.0	S	14	1	0	0	6	2	0	0	0	0	0	42	61	0.00	0.750


BOTTOM

Los Angeles Dodgers @ Cleveland Indians
Jacobs Field, Cleveland, OH

Sat Jun 14 2003, 3:05 PM EDT
Att. 25,426 - Cloudy - 71 F

livebaseballscorecards.com

AB	31
R	2
H	6
RBI	2
BB	4
SO	8
LOB	14



Batter	1	2	3	4	5	6	7	8	9	AB R H RBI BB SO LOB	TOP		
Dave Roberts, L (1, 8) OBP: 0.333, SLG: 0.320	0-0 S WP 1B		0-2 G3			4-2 1B WP E BB	1-2 L7		1-0 B3	4 2 1 0 1 0 2	Los Angeles Dodgers @ Cleveland Indians Jacobs Field, Cleveland, OH Sun Jun 15 2003, 1:05 PM EDT Att. 26,786 - Sunny - 69 F livebaseballscorecards.com		
Paul Lo Duca, R (1, 2) OBP: 0.383, SLG: 0.460	0-3 SAFE K		2-1 G6-3			1-2 F7 E CS 1B	0-1 2B 1B		0-1 F8	5 0 2 0 0 1 1			
Shawn Green, L (1, 9) OBP: 0.315, SLG: 0.421	4-0 E 1B G1-2-3 BB		3-2 G3-1			0-1 E4 CS	1-1 2B		0-0 G1-3	4 0 1 3 1 0 1			
Brian Jordan, R (1, 10) OBP: 0.376, SLG: 0.409	1-2 E 1B			2-2 G5-3		0-2 F7	4-1 BB			3 0 1 1 1 0 2			
Mike Kinkade, R (1, 7) OBP: 0.376, SLG: 0.377	1-0 E6			0-1 G4-6-3 1B		4-2 HBP	2-3 K			3 0 1 0 0 1 5			
Ron Coomer, R (1, 3) OBP: 0.262, SLG: 0.237	2-1 G1-2-3			0-0 G4-6-3		0-1 G1-3				4 0 0 0 0 1 6			
Jason Romano, R (8, 7) OBP: 0.063, SLG: 0.063				1-2f						0 0 0 0 0 0 0			
Adrián Beltré, R (1, 5) OBP: 0.270, SLG: 0.333										4 0 0 0 0 1 0			
Jolbert Cabrera, R (1, 4) OBP: 0.346, SLG: 0.500										2 1 0 0 2 1 0			
Cesar Izturis, S (1, 6) OBP: 0.288, SLG: 0.297										4 1 1 0 0 0 1			
Inning Stats	R: 1 H: 2 E: 1 LOB: 2 K: 1 BB: 1 S: 10 P: 18	R: 0 H: 0 E: 0 LOB: 0 K: 1 BB: 0 S: 6 P: 9	R: 0 H: 0 E: 0 LOB: 0 K: 0 BB: 0 S: 8 P: 13	R: 0 H: 1 E: 0 LOB: 0 K: 0 BB: 0 S: 8 P: 10	R: 0 H: 0 E: 0 LOB: 0 K: 0 BB: 0 S: 7 P: 10	R: 1 H: 1 E: 1 LOB: 2 K: 0 BB: 1 S: 14 P: 23	R: 2 H: 3 E: 0 LOB: 3 K: 1 BB: 2 S: 19 P: 34	R: 0 H: 0 E: 0 LOB: 1 K: 2 BB: 1 S: 11 P: 21	R: 0 H: 0 E: 0 LOB: 0 K: 0 BB: 0 S: 4 P: 5	1B: 6 SF: 0 2B: 1 SAC: 0 3B: 0 DP: 2 HR: 0 HBP: 1	WP: 2 PA: 39 PB: 0 SB: 2 CS: 2		
PITCHER	IP WLS BF H R ER SO BB IBB HBP BLK WP HR S P ERA WHIP											PITCHER	IP WLS BF H R ER SO BB IBB HBP BLK WP HR S P ERA WHIP
Billy Traber, L (1, 1) ERA: 4.57	5.1 L 22 4 2 2 2 2 2 0 0 0 2 0 49 75 3.38 1.125												
37 Jake Westbrook, R (6, 1) ERA: 5.13	1.0 5 1 2 2 0 1 0 1 0 0 0 0 11 22 18.00 2.000												
David Riske, R (7, 1) ERA: 2.67	0.2 5 2 0 0 0 1 1 0 0 0 0 0 12 20 0.00 4.500												
Dan Miceli, R (8, 1) ERA: 3.9	2.0 7 0 0 0 0 2 1 0 0 0 0 0 15 26 0.00 0.500												



BOTTOM

Los Angeles Dodgers @ Cleveland Indians

Jacobs Field, Cleveland, OH

Sun Jun 15 2003, 1:05 PM EDT

Att. 26,786 - Sunny - 69 F

livebaseballscorecards.com

AB	33
R	3
H	7
RBI	2
BB	3
SO	10
LOB	16



WP:	1	PA:	36
PB:	0		
SB:	1		
CS:	0		

AB R H RBI BB SO LOB

4	0	1	0	0	1	2
3	0	0	1	1	0	1
4	0	0	0	0	1	4
3	0	1	1	1	1	0
4	0	1	0	0	1	1
0	0	0	0	0	0	0
4	0	0	0	0	1	2
3	0	0	0	0	2	2
0	0	0	0	1	0	0
4	2	2	0	0	1	2
3	1	2	0	0	1	0
1	0	0	0	0	1	2

Batter	1	2	3	4	5	6	7	8	9
Matt Lawton, L OBP: 0.309, SLG: 0.359 (1, 9)	0-0 B2-3 ①		2-3 K ①			3-1 G4-3 ①		2-2 1B WP ①	
Coco Crisp, S OBP: 0.240, SLG: 0.217 (1, 7)	1-2 G3 ②		2-2 G1-3 ②			0-0 F8 ②		4-2 1B BB ②	
Jody Gerut, L OBP: 0.310, SLG: 0.534 (1, 10)	2-3 K ③		0-1 F8 ③			1-2 P4 ③		1-1 P3 ③	
Milton Bradley, S OBP: 0.437, SLG: 0.508 (1, 8)									
Ben Broussard, L OBP: 0.354, SLG: 0.506 Zach Sorensen, S OBP: 0.100, SLG: 0.400 (9, PR)									
Casey Blake, R OBP: 0.320, SLG: 0.357 (1, 5)									
Tim Laker, R OBP: 0.308, SLG: 0.403 Josh Bard, S OBP: 0.273, SLG: 0.309 (9, PH)									
Brandon Phillips, R OBP: 0.241, SLG: 0.309 (1, 4)									
2 Jhonny Peralta, R OBP: 0.182, SLG: 0.182 Shane Spencer, R OBP: 0.302, SLG: 0.335 (9, PH)									

Inning Stats	R: 0	H: 0	E: 0	K: 1	S: 8	R: 0	H: 0	E: 1	K: 1	S: 10	R: 1	H: 2	E: 0	K: 1	S: 12	R: 0	H: 0	E: 0	K: 1	S: 9	R: 0	H: 0	E: 0	K: 2	S: 10	R: 0	H: 0	E: 0	K: 0	S: 6	R: 0	H: 0	E: 0	K: 2	S: 9	R: 2	H: 4	E: 0	K: 0	S: 12	R: 0	H: 1	E: 0	K: 2	S: 14	1B: 7	2B: 0	3B: 0	HR: 0	SF: 0	SAC: 0	DP: 0	HBP: 0
--------------	------	------	------	------	------	------	------	------	------	-------	------	------	------	------	-------	------	------	------	------	------	------	------	------	------	-------	------	------	------	------	------	------	------	------	------	------	------	------	------	------	-------	------	------	------	------	-------	-------	-------	-------	-------	-------	--------	-------	--------

PITCHER	IP	WLS	BF	H	R	ER	SO	BB	IBB	HBP	BLK	WP	HR	S	P	ERA	WHIP
Hideo Nomo, R ERA: 2.64 (1, 1)	7.0		25	2	1	1	8	1	0	0	0	0	0	64	102	1.29	0.429
Paul Quantrill, R ERA: 1.93 (8, 1)	0.0		2	2	2	2	0	0	0	0	0	0	0	3	6	∞	∞
Tom Martin, L ERA: 2.33 (8, 1)	1.0	H	4	2	0	0	0	1	0	0	0	1	0	9	17	0.00	3.000
Eric Gagne, R ERA: 1.75 (9, 1)	1.0	S	5	1	0	0	2	1	0	0	0	0	0	14	23	0.00	2.000

Batter	1	2	3	4	5	6	7	8	9	AB R H RBI BB SO LOB	TOP											
Matt Lawton, L OBP: 0.318, SLG: 0.383 (1, 10) B C F B X	3-2 SH1-3 SF7 2B		4-1 BB HR	3-0 1-H HR		1-2 F7 1-2			2-2 E S 1B	4 2 3 2 1 0 1												
Coco Crisp, S OBP: 0.276, SLG: 0.231 (1, 7) B L X	1-1 SH1-3 2-3		1-2 F8	4-2 BB			1-0 1B G6-4-3		0-2 F9	3 1 1 0 1 0 2												
Jody Gerut, L OBP: 0.313, SLG: 0.526 (1, 9) S B F B D	4-2 BB		1-1 P5 F7	1-1 F7			0-1 1B G6-4-3		1-0 P5	4 0 1 0 1 0 3												
Milton Bradley, S OBP: 0.433, SLG: 0.505 (1, 8) X	0-0 SF7 3-H		1-1 HR 1B	0-0 G6-3			1-0 G6-4-3 1-2f 3-H			3 1 1 1 0 0 1												
Ben Broussard, L OBP: 0.350, SLG: 0.527 (1, 3) B B X	2-0 P6		2-2 HR 1B	1-3 K2-3			1-3 K			4 1 1 2 0 2 1												
Casey Blake, R OBP: 0.319, SLG: 0.370 (1, 5) C B B X		1-2 F8	3-1 HR 1B	1-2 F8			1-1 G6-3			4 1 1 1 0 0 0												
Josh Bard, S OBP: 0.277, SLG: 0.310 (1, 2) C X		0-1 F8	1-1 HR 1B			4-2 G5-4-3 BB		1-1 L9		3 1 1 0 1 0 0												
John McDonald, R OBP: 0.294, SLG: 0.365 (1, 6) B B C X		2-1 P3	0-0 F7			1-0 G5-4-3 1-2f		0-0 G5-3		4 0 0 0 0 0 2												
Brandon Phillips, R OBP: 0.241, SLG: 0.308 (1, 4) C B B X		2-2 L4	0-1 F8			0-0 WP 1B		1-2 G6-3		4 0 1 0 0 0 1												
Inning Stats	R: 1 E: 0 K: 0 S: 9	H: 1 LOB: 1 BB: 1 P: 19	R: 0 E: 0 K: 0 S: 7	H: 0 LOB: 0 BB: 0 P: 10	R: 0 E: 0 K: 0 S: 9	H: 0 LOB: 1 BB: 1 P: 18	R: 5 E: 0 K: 0 S: 18	H: 5 LOB: 1 BB: 1 P: 32	R: 0 E: 0 K: 1 S: 8	H: 0 LOB: 0 BB: 0 P: 10	R: 0 E: 0 K: 0 S: 7	H: 1 LOB: 1 BB: 1 P: 13	R: 1 E: 0 K: 1 S: 7	H: 2 LOB: 0 BB: 0 P: 10	R: 0 E: 0 K: 0 S: 5	H: 0 LOB: 0 BB: 0 P: 7	R: 0 E: 0 K: 0 S: 12	H: 1 LOB: 1 BB: 0 P: 16	1B: 6 2B: 1 3B: 0 HR: 3	SF: 1 SAC: 1 DP: 2 HBP: 0	WP: 1 PB: 0 SB: 1 CS: 0	PA: 39
PITCHER	IP WLS BF H R ER SO BB IBB HBP BLK WP HR S P ERA WHIP																					
Adam Bernero, R ERA: 5.68 (1, 1)	3.2 L 19 6 6 6 0 2 0 0 0 0 0 3 38 70 14.73 2.182																					
Steve Sparks, R ERA: 3.55 (4, 1)	2.1 9 1 0 0 1 2 0 0 0 0 1 0 20 32 0.00 1.286																					
Steve Avery, L ERA: 4.22 (7, 1)	1.0 4 2 1 1 1 0 0 0 0 0 0 0 7 10 9.00 2.000																					
Chris Spurling, R ERA: 3.56 (8, 1)	1.0 3 0 0 0 0 0 0 0 0 0 0 0 5 7 0.00 0.000																					
Jamie Walker, L ERA: 4.15 (9, 1)	1.0 4 1 0 0 0 0 0 0 0 0 0 0 0 12 16 0.00 1.000																					

Cleveland Indians @ Detroit Tigers
Comerica Park, Detroit, MI
Tue Jun 17 2003, 7:05 PM EDT
Att. 13,908 - Cloudy - 70 F

livebaseballscorecards.com

AB	33
R	7
H	10
RBI	6
BB	4
SO	2
LOB	11



Batter	1	2	3	4	5	6	7	8	9	AB R H RBI BB SO LOB
Alex Sanchez, L (1, 8) OBP: 0.301, SLG: 0.342	0-1 BB 1B 1B	4-2 CS BB			0-2 G4-3		0-0 B2-3		2-1 F8	4 1 1 0 1 0 1
Ramon Santiago, S (1, 4) OBP: 0.294, SLG: 0.275	2-0 B2	0-1 CS	0-1 F8		0-1 G1-3		1-2 G4-3			4 0 0 0 0 0 2
Bobby Higginson, L (1, 9) OBP: 0.338, SLG: 0.345	0-0 BB 1-2 1B		1-1 G4-3			1-2 E3 1B	3-1 F8			4 2 1 0 0 0 1
Dmitri Young, S (1, 5) OBP: 0.360, SLG: 0.528	4-2 BB 1-2 2-3 BB		2-3 K			0-3 K		2-3 K		3 0 0 0 1 3 1
Craig Monroe, R (1, 7) OBP: 0.288, SLG: 0.377	0-0 BB 1-2 2-H 3-H 1B			0-2 G5-3		0-0 P5		0-2 G4-3		4 0 1 2 0 0 1
Ernie Young, R (1, 10) OBP: 0.400, SLG: 0.182	2-3 K		2-1 F8			2-2 BB 1-2 1B		3-2 HR		3 0 1 0 0 1 2
Eric Munson, L (8, PH) OBP: 0.311, SLG: 0.393										1 1 1 1 0 0 0
Shane Halter, R (1, 3) OBP: 0.265, SLG: 0.331	1-0 F8		0-1 BB 2B			3-2 BB 1-2 2-H 1B		1-0 F8		4 0 2 1 0 0 2
15 Brandon Inge, R (1, 2) OBP: 0.225, SLG: 0.275		2-3 K			3-1 F9		2-3 K			3 0 0 0 0 2 3
Warren Morris, L (9, PH) OBP: 0.333, SLG: 0.542										1 0 0 0 0 0 0
20 Omar Infante, R (1, 6) OBP: 0.287, SLG: 0.254		1-3 K				2-2 F9				3 0 1 0 0 1 0
Kevin Witt, L (9, PH) OBP: 0.342, SLG: 0.457							0-1 G4-3 B2-3 1B		1-3 K	1 0 0 0 0 1 0

Inning Stats	R: 2 E: 0 K: 1 S: 11	H: 3 LOB: 2 BB: 1 P: 20	R: 0 E: 0 K: 2 S: 9	H: 0 LOB: 0 BB: 1 P: 16	R: 0 E: 0 K: 1 S: 8	H: 0 LOB: 0 BB: 0 P: 11	R: 0 E: 0 K: 0 S: 9	H: 1 LOB: 1 BB: 0 P: 14	R: 0 E: 0 K: 0 S: 8	H: 0 LOB: 0 BB: 0 P: 10	R: 1 E: 1 K: 2 S: 25	H: 2 LOB: 2 BB: 0 P: 33	R: 0 E: 0 K: 0 S: 8	H: 1 LOB: 1 BB: 0 P: 12	R: 1 E: 0 K: 1 S: 16	H: 1 LOB: 0 BB: 0 P: 22	R: 0 E: 0 K: 1 S: 8	H: 0 LOB: 0 BB: 0 P: 11	1B: 6 2B: 1 3B: 0 HR: 1	SF: 0 SAC: 0 DP: 0 HBP: 0	WP: 0 PB: 0 SB: 0 CS: 1	PA: 38
--------------	-------------------------------	----------------------------------	------------------------------	----------------------------------	------------------------------	----------------------------------	------------------------------	----------------------------------	------------------------------	----------------------------------	-------------------------------	----------------------------------	------------------------------	----------------------------------	-------------------------------	----------------------------------	------------------------------	----------------------------------	----------------------------------	------------------------------------	----------------------------------	--------

PITCHER	IP	WLS	BF	H	R	ER	SO	BB	IBB	HBP	BLK	WP	HR	S	P	ERA	WHIP
CC Sabathia, L (1, 1) ERA: 3.44	6.0		26	6	3	2	6	2	0	0	0	0	0	70	104	3.00	1.333
Jason Boyd, R (7, 1) ERA: 3.74	1.0		4	1	0	0	0	0	0	0	0	0	0	8	12	0.00	1.000
David Riske, R (8, 1) ERA: 2.87	1.0		4	1	1	1	1	0	0	0	0	0	1	16	22	9.00	1.000
Danys Baez, R (9, 1) ERA: 3.55	1.0	S	3	0	0	0	1	0	0	0	0	0	0	8	11	0.00	0.000

BOTTOM

Cleveland Indians @ Detroit Tigers
Comerica Park, Detroit, MI
Tue Jun 17 2003, 7:05 PM EDT
Att: 13,908 - Cloudy - 70 F

livebaseballscorecards.com

AB	35
R	4
H	8
RBI	4
BB	2
SO	8
LOB	13



Batter	1	2	3	4	5	6	7	8	9	AB R H RBI BB SO LOB	TOP										
Matt Lawton, L (1, 7) OBP: 0.317, SLG: 0.381	2-2 F8		0-1 G3-1			2-1 F9		1-0 3B 1B		4 1 1 0 0 0 0											
Coco Crisp, S (1, 8) OBP: 0.273, SLG: 0.300	1-1 G1-3			0-0 G5-3		0-0 G3		1-2 FC6-2 3B		4 0 1 1 0 0 0											
Jody Gerut, L (1, 9) OBP: 0.311, SLG: 0.518	1-3 K2-3			1-1 1B			0-1 F8	3-3 K		4 0 1 0 0 2 1											
Milton Bradley, S (1, 10) OBP: 0.435, SLG: 0.510		1-1 F8 2B		3-3 K			3-2 E 1B	1-1 FC6-2		4 1 2 0 0 1 1											
Ben Broussard, L (1, 3) OBP: 0.346, SLG: 0.526		0-0 F8 2-3			1-3 K		1-1 E8 1B 2B	2-3 K		4 1 1 1 0 2 2											
Casey Blake, R (1, 5) OBP: 0.317, SLG: 0.368		2-3 K			1-3 K		1-0 1B SF7 1B		1-3 K	4 1 1 1 0 3 1											
Josh Bard, S (1, 2) OBP: 0.286, SLG: 0.319		2-3 K			2-0 1B		2-0 SF7 1B		2-0 FC6-4 1B	4 0 3 0 0 1 1											
Brandon Phillips, R (1, 4) OBP: 0.237, SLG: 0.304			0-2 G4-3		2-0 P4		0-2 SF7		2-0 FC6-4 2 FC6-4	3 0 0 1 0 0 2											
2 Jhonny Peralta, R (1, 6) OBP: 0.133, SLG: 0.133			1-3 K			1-3 K	1-0 G5-3		0-0 FC6-4	4 0 0 0 0 2 2											
Inning Stats	R: 0 E: 0 K: 1 S: 11	H: 0 LOB: 0 BB: 0 P: 15	R: 0 E: 0 K: 2 S: 9	H: 1 LOB: 1 BB: 0 P: 14	R: 0 E: 0 K: 1 S: 9	H: 0 LOB: 0 BB: 0 P: 10	R: 0 E: 0 K: 1 S: 6	H: 1 LOB: 0 BB: 0 P: 10	R: 0 E: 0 K: 2 S: 8	H: 1 LOB: 1 BB: 0 P: 14	R: 0 E: 0 K: 1 S: 6	H: 0 LOB: 0 BB: 0 P: 9	R: 3 E: 1 K: 0 S: 15	H: 4 LOB: 1 BB: 0 P: 23	R: 1 E: 0 K: 2 S: 13	H: 2 LOB: 1 BB: 0 P: 21	R: 0 E: 0 K: 1 S: 6	H: 1 LOB: 1 BB: 0 P: 11	1B: 7 2B: 2 3B: 1 HR: 0	SF: 1 SAC: 0 DP: 0 HBP: 0	WP: 0 PA: 36 PB: 0 SB: 3 CS: 0
PITCHER	IP WLS BF H R ER SO BB IBB HBP BLK WP HR S P ERA WHIP																				
38 Jeremy Bolderman, R (1, 1) ERA: 5.26	6.1 L 25 7 3 3 8 0 0 0 0 0 0 0 60 90 4.26 1.105																				
Chris Spurling, R (7, 1) ERA: 3.77	0.2 4 2 1 1 0 0 0 0 0 0 0 0 9 12 13.50 3.000																				
Jamie Walker, L (8, 1) ERA: 3.97	1.0 3 0 0 0 2 0 0 0 0 0 0 0 8 14 0.00 0.000																				
Franklyn German, R (9, 1) ERA: 3.07	1.0 4 1 0 0 1 0 0 0 0 0 0 0 6 11 0.00 1.000																				

Cleveland Indians @ Detroit Tigers
Comerica Park, Detroit, MI
Wed Jun 18 2003, 7:05 PM EDT
Att. 16,278 - Cloudy - 80 F

livebaseballscorecards.com

AB	35
R	4
H	10
RBI	4
BB	0
SO	11
LOB	10



Batter	1	2	3	4	5	6	7	8	9	AB	R	H	RBI	BB	SO	LOB
Alex Sanchez, L (1, 8) OBP: 0.296, SLG: 0.336	0-0 G6-3		2-2 G5-3		1-2 G4-3			0-0 G4-3		4	0	0	0	0	0	0
Warren Morris, L (1, 4) OBP: 0.357, SLG: 0.536	2-2 E1		1-2 1B		3-2 F7			1-2 1B		4	0	2	0	0	0	0
Bobby Higginson, L (1, 9) OBP: 0.341, SLG: 0.347	1-1 L8		0-0 1B		1-1 F8			0-0 1B		4	0	2	0	0	0	1
Dmitri Young, S (1, 10) OBP: 0.354, SLG: 0.519	2-2 L5		0-3 K		0-0 G3-1			0-0 G1-3		4	0	0	0	0	1	5
Kevin Witt, L (1, 3) OBP: 0.325, SLG: 0.432		1-1 F7		2-2 L3		1-2 F8		0-2 G3		4	0	0	0	0	0	0
Craig Monroe, R (1, 7) OBP: 0.282, SLG: 0.367		0-0 G5-3		3-2 F8		0-1 P3		1-1 G6-3		4	0	0	0	0	0	0
Eric Munson, L (1, 5) OBP: 0.319, SLG: 0.423		1-0 2B		0-1 1B		2-1 G4-3		2-1 HR		4	1	3	1	0	0	0
A.J. Hinch, R (1, 2) OBP: 0.319, SLG: 0.423		2-0 G5-3		1-2 P4		0-3 K		0-3 K		4	0	0	0	0	2	2
20 Omar Infante, R (1, 6) OBP: 0.283, SLG: 0.250			0-0 G6-3		3-2 G5-3			0-1 G5-3		3	0	0	0	0	0	0

Inning Stats	R: 0 E: 1 K: 0 S: 9	H: 0 LOB: 1 BB: 0 P: 14	R: 0 E: 0 K: 0 S: 5	H: 1 LOB: 1 BB: 0 P: 9	R: 0 E: 0 K: 1 S: 13	H: 2 LOB: 2 BB: 0 P: 16	R: 0 E: 0 K: 0 S: 11	H: 1 LOB: 1 BB: 0 P: 17	R: 0 E: 0 K: 0 S: 10	H: 0 LOB: 0 BB: 0 P: 17	R: 0 E: 0 K: 0 S: 6	H: 0 LOB: 0 BB: 0 P: 8	R: 0 E: 0 K: 1 S: 7	H: 0 LOB: 0 BB: 0 P: 9	R: 0 E: 0 K: 0 S: 8	H: 2 LOB: 2 BB: 0 P: 9	R: 1 E: 0 K: 1 S: 10	H: 1 LOB: 0 BB: 0 P: 13	1B: 5 2B: 1 3B: 0 HR: 1	SF: 0 SAC: 0 DP: 0 HBP: 0	WP: 0 PB: 0 SB: 0 CS: 0	PA: 35
PITCHER Jason Davis, R (1, 1) ERA: 4.82	IP 9.0	WLS W	BF 35	H 7	R 1	ER 1	SO 3	BB 0	IBB 0	HBP 0	BLK 0	WP 0	HR 1	S 79	P 112	ERA 1.00	WHIP 0.778					


BOTTOM

Cleveland Indians @ Detroit Tigers
Comerica Park, Detroit, MI

Wed Jun 18 2003, 7:05 PM EDT
Att: 16,278 - Cloudy - 80 F

livebaseballscorecards.com

AB	35
R	1
H	7
RBI	1
BB	0
SO	3
LOB	8



Batter	1	2	3	4	5	6	7	8	9	AB R H RBI BB SO LOB	TOP											
Matt Lawton, L (1, 9) OBP: 0.319, SLG: 0.379	1-3 K		3-2 P6		2-2 1B		4-0 E 1B BB	0-0 G4-3		4 1 1 1 1 1 1												
Coco Crisp, S (1, 7) OBP: 0.289, SLG: 0.294	0-1 F7			4-2 SH1-3 S G4-3 BB	2-1 1B		1-2 E3 1B		1-2 G4-3	4 3 1 1 1 0 1												
Jody Gerut, L (1, 10) OBP: 0.323, SLG: 0.521	2-0 F9			0-0 SH1-3	3-2 2B 1B		0-1 G4-6-3 1B		4-2 1B BB	3 0 2 3 1 0 0												
Milton Bradley, S (1, 8) OBP: 0.438, SLG: 0.532		3-2 HR		2-2 G4-3	1-0 2B		1-2 G4-6-3		0-0 FC5-4 1B	5 1 3 2 0 0 1												
Ben Broussard, L (1, 3) OBP: 0.330, SLG: 0.500		0-1 F8		3-1 P6	0-2 F7		1-1 P6		0-3 K	5 0 0 0 0 1 4												
Casey Blake, R (1, 5) OBP: 0.323, SLG: 0.392		1-2 G5-3			1-1 HR	1-2 1B 2B		0-2 2B 1B	0-1 FC5-4	5 3 3 1 0 0 2												
Tim Laker, R (1, 2) OBP: 0.333, SLG: 0.455		0-2 G6-3			2-2 1B 2B	3-1 2 G6-4-3 1B		2-0 G6-4-3 2B		4 1 3 2 0 0 0												
Brandon Phillips, R (1, 4) OBP: 0.241, SLG: 0.304			0-1 P6		0-0 1B	1-3 K		4-2 G6-4-3 BB		3 1 1 0 1 1 1												
Zach Sorensen, S (8, 4) OBP: 0.100, SLG: 0.400					2-3 1B					0 0 0 0 0 0 0												
2 Jhonny Peralta, R (1, 6) OBP: 0.105, SLG: 0.105			0-0 G6-3		1-1 P4	2-2 G6-4-3		3-2 G6-4-3		4 0 0 0 0 0 5												
Inning Stats	R: 0 E: 0 K: 1 S: 6	H: 0 LOB: 0 BB: 0 P: 9	R: 1 E: 0 K: 0 S: 13	H: 1 LOB: 0 BB: 0 P: 17	R: 0 E: 0 K: 0 S: 6	H: 0 LOB: 0 BB: 0 P: 9	R: 1 E: 0 K: 0 S: 8	H: 0 LOB: 0 BB: 1 P: 17	R: 4 E: 0 K: 0 S: 26	H: 7 LOB: 2 BB: 0 P: 37	R: 1 E: 0 K: 1 S: 11	H: 2 LOB: 0 BB: 0 P: 18	R: 2 E: 1 K: 0 S: 10	H: 1 LOB: 0 BB: 1 P: 17	R: 1 E: 0 K: 0 S: 12	H: 2 LOB: 1 BB: 1 P: 21	R: 0 E: 0 K: 1 S: 12	H: 1 LOB: 2 BB: 1 P: 17	1B: 8 2B: 4 3B: 0 HR: 2	SF: 0 SAC: 1 DP: 3 HBP: 0	WP: 0 PB: 0 SB: 1 CS: 0	PA: 42
PITCHER	IP WLS BF H R ER SO BB IBB HBP BLK WP HR S P ERA WHIP																					
34 Nate Cornejo, R (1, 1) ERA: 4.06	4.2 L 20 6 6 6 1 1 0 0 0 0 0 2 47 73 11.57 1.500																					
Wilfredo Ledezma, L (5, 1) ERA: 3.64	1.1 7 4 1 1 1 0 0 0 0 0 0 0 23 34 6.75 3.000																					
Gary Knotts, R (7, 1) ERA: 4.76	2.0 10 3 3 2 0 2 0 0 0 0 0 0 22 38 9.00 2.500																					
Steve Sparks, R (9, 1) ERA: 3.48	1.0 5 1 0 0 1 1 0 0 0 0 0 0 12 17 0.00 2.000																					

Cleveland Indians @ Detroit Tigers
 Comerica Park, Detroit, MI
 Thu Jun 19 2003, 1:05 PM EDT
 Att. 19,098 - Sunny - 67 F

AB	37
R	10
H	14
RBI	10
BB	4
SO	3
LOB	15



livebaseballscorecards.com

Batter	1	2	3	4	5	6	7	8	9	AB R H RBI BB SO LOB
Warren Morris, L (1, 4) OBP: 0.344, SLG: 0.594	0-1 G1-3		1-0 F7		2-1 F7			1-0 HR		4 1 1 1 0 0 0
Andres Torres, S (1, 8) OBP: 0.266, SLG: 0.292	1-2 G3			0-0 G1-3		1-1 CS 1B		0-0 P3		4 0 1 0 0 0 0
Bobby Higginson, L (1, 10) OBP: 0.339, SLG: 0.343	2-3 K			4-2 1B BB		3-2 F8		3-3 K		3 0 0 0 1 2 1
Dmitri Young, S (1, 7) OBP: 0.353, SLG: 0.527		1-0 G4-3		1-3 K		1-2 HR		1-2 G4-3		4 1 1 1 0 1 1
Eric Munson, L (1, 5) OBP: 0.327, SLG: 0.435		2-2 2B		1-0 1B		3-2 1B		2-3 K		4 0 3 0 0 1 0
Craig Monroe, R (1, 9) OBP: 0.281, SLG: 0.364		2-1 G5-3		3-3 K		0-1 G1-3		1-2 PB 1B		4 0 1 0 0 1 4
Shane Halter, R (1, 3) OBP: 0.264, SLG: 0.342		2-3 K		2-1 SF8 3B		1-2 G5-3		2-3 K		4 1 1 0 0 2 2
A.J. Hinch, R (1, 2) Matt Walbeck, S (9, PH) OBP: 0.093, SLG: 0.111			1-2 G5-3		1-2 SF8		0-1 G1-3		3-3 K	2 0 0 1 0 0 0 1 0 0 0 0 1 1
20 Omar Infante, R (1, 6) OBP: 0.279, SLG: 0.246			2-2 F9		1-2 G4-3		0-3 K			3 0 0 0 0 1 0

Inning Stats	R: 0 E: 0 K: 1 S: 8	H: 0 LOB: 0 BB: 0 P: 11	R: 0 E: 0 K: 1 S: 9	H: 1 LOB: 1 BB: 0 P: 16	R: 0 E: 0 K: 0 S: 11	H: 0 LOB: 0 BB: 0 P: 15	R: 0 E: 0 K: 2 S: 13	H: 1 LOB: 2 BB: 1 P: 22	R: 1 E: 0 K: 0 S: 11	H: 1 LOB: 0 BB: 0 P: 17	R: 1 E: 0 K: 0 S: 14	H: 3 LOB: 1 BB: 0 P: 22	R: 0 E: 0 K: 1 S: 9	H: 0 LOB: 0 BB: 0 P: 10	R: 1 E: 0 K: 1 S: 9	H: 1 LOB: 0 BB: 0 P: 14	R: 0 E: 0 K: 3 S: 13	H: 1 LOB: 1 BB: 0 P: 21	1B: 4 2B: 1 3B: 1 HR: 2	SF: 1 SAC: 0 DP: 0 HBP: 0	WP: 0 PB: 1 SB: 0 CS: 1	PA: 35
--------------	------------------------------	----------------------------------	------------------------------	----------------------------------	-------------------------------	----------------------------------	-------------------------------	----------------------------------	-------------------------------	----------------------------------	-------------------------------	----------------------------------	------------------------------	----------------------------------	------------------------------	----------------------------------	-------------------------------	----------------------------------	----------------------------------	------------------------------------	----------------------------------	--------

PITCHER	IP	WLS	BF	H	R	ER	SO	BB	IBB	HBP	BLK	WP	HR	S	P	ERA	WHIP
Brian Anderson, L (1, 1) ERA: 4.35	6.0	W	24	6	2	2	4	1	0	0	0	0	1	66	103	3.00	1.167
Dan Miceli, R (7, 1) ERA: 3.94	2.0		7	1	1	1	2	0	0	0	0	0	1	18	24	4.50	0.500
Nick Bierbrodt, L (9, 1) ERA: 9.16	1.0		4	1	0	0	3	0	0	0	0	0	0	13	21	0.00	1.000

BOTTOM

Cleveland Indians @ Detroit Tigers
Comerica Park, Detroit, MI
Thu Jun 19 2003, 1:05 PM EDT
Att: 19,098 - Sunny - 67 F

livebaseballscorecards.com

AB	33
R	3
H	8
RBI	3
BB	1
SO	9
LOB	9



Batter	1	2	3	4	5	6	7	8	9	10	11	12	13	14	15	AB	R	H	RBI	BB	SO	LOB	BOTTOM										
Kenny Lofton, L OBP: 0.344, SLG: 0.451 (1, 8)	0-2 3B		0-3 K		3-2 G3		1-3 K		1-2 L8			1-1 P6	0-0 FC4-6			7	0	1	0	0	2	4	Cleveland Indians @ Pittsburgh Pirates PNC Park, Pittsburgh, PA Fri Jun 20 2003, 7:05 PM EDT Att. 26,305 - Cloudy - 59 F										
18 Jason Kendall, R OBP: 0.379, SLG: 0.385 (1, 2)	3-1 E5		1-2 E1 2B HR		3-2 F9		0-0 F7			2-0 P5		2-2 BB 1B		1-1 G6-4-3 2B		7	1	2	0	0	0	2											
Brian Giles, L OBP: 0.463, SLG: 0.527 (1, 7)	3-3 K		2-1 HR 2B		2-0 G4-3			4-0 FC5-6 BB		0-0 F7		4-0 BB		4-0 G6-4-3 IBB		4	1	1	1	3	1	2											
Aramis Ramirez, R OBP: 0.343, SLG: 0.430 (1, 5)	0-2 F8		1-3 HR 2B			0-0 G1-3		4-0 FC5-6 BB		0-3 K		1-0 G4-3		1-1 G6-4-3 IBB		6	1	1	3	1	1	5											
Reggie Sanders, R OBP: 0.316, SLG: 0.463 Abraham Nunez, S OBP: 0.267, SLG: 0.225 Adam Hyzdu, R OBP: 0.279, SLG: 0.278 (1, 9)		1-1 G5-3	0-2 HR 2B		2-1 G5-3		1-0 FC5-6			1-0 G6-3			4-1 FC1-6 BB	2-0 F8		3	0	1	0	0	0	0											
Kevin Young, R OBP: 0.310, SLG: 0.351 Randall Simon, L OBP: 0.307, SLG: 0.428 (8, 3)		1-0 F7	0-0 F7 2B		0-0 2B 1B		2-3 K			2-3 FC6-4 BB			0-0 FC1-6 16 BB 2 G1-3	1-2 HR		3	0	1	0	0	0	1											
2 Jack Wilson, R OBP: 0.301, SLG: 0.372 (1, 6)		2-1 L7		0-0 F7		1-2 1B		1-0 L5			2-1 FC6-4		1-0 G1-3			6	0	1	0	0	0	4											
Jeff Reboulet, R OBP: 0.411, SLG: 0.383 (1, 4)			0-2 SH1-4 2B 1B		2-1 G3		0-1 G3			2-2 G5-3		2-2 G4-3		4-0 16 BB IBB		5	1	1	0	1	0	3											
Josh Fogg, R OBP: 0.350, SLG: 0.143 Matt Stairs, R OBP: 0.326, SLG: 0.391 Scott Sauerbeck, R Julian Tavarez, L Craig Wilson, R Mike Williams, R 16 Salomon Torres, R (1, 1)			1-1 SH1-4		1-1 G4-3		1-2 G4-3			2-3 K		1-1 F9	4-2 FC4-6 BB			1	0	0	0	0	0	0											
Inning Stats	R: 0 E: 1 K: 1 S: 11	H: 1 LOB: 1 BB: 0 P: 17	R: 0 E: 0 K: 0 S: 5	H: 0 LOB: 0 BB: 0 P: 9	R: 4 E: 1 K: 1 S: 22	H: 4 LOB: 1 BB: 0 P: 28	R: 0 E: 0 K: 0 S: 7	H: 0 LOB: 0 BB: 0 P: 15	R: 0 E: 0 K: 1 S: 9	H: 2 LOB: 2 BB: 0 P: 12	R: 0 E: 0 K: 1 S: 7	H: 0 LOB: 0 BB: 0 P: 9	R: 0 E: 0 K: 1 S: 6	H: 0 LOB: 2 BB: 2 P: 18	R: 0 E: 0 K: 1 S: 9	H: 0 LOB: 0 BB: 0 P: 14	R: 0 E: 0 K: 1 S: 5	H: 0 LOB: 0 BB: 0 P: 7	R: 0 E: 0 K: 0 S: 8	H: 1 LOB: 2 BB: 1 P: 17	R: 0 E: 0 K: 0 S: 8	H: 0 LOB: 3 BB: 3 P: 21		R: 0 E: 0 K: 0 S: 5	H: 1 LOB: 1 BB: 0 P: 13	R: 1 E: 0 K: 0 S: 1	H: 1 LOB: 0 BB: 0 P: 2	1B: 4 2B: 4 3B: 1 HR: 2	SF: 0 SAC: 1 DP: 2 HBP: 0	WP: 0 PB: 0 SB: 0 CS: 1	PA: 60		
Brian Tallet, L ERA: 3.77 Jason Boyd, R ERA: 3.52 David Riske, R ERA: 2.81 37 Jake Westbrook, R ERA: 5.04 Dan Miceli, R ERA: 3.82	(1, 1)	(7, 1)	(8, 1)	(9, 1)	(10, 1)	(11, 1)	(12, 1)	(13, 1)	(14, 1)	(15, 1)	(16, 1)	(17, 1)	(18, 1)	(19, 1)	(20, 1)	IP	WLS	BF	H	R	ER	SO	BB	IBB	HBP	BLK	WP	HR	S	P	ERA	WHIP	
Terry Mulholland, L ERA: 3.7 Dany's Baez, R ERA: 3.71	(11, 1)	(14, 1)														3.0	0	17	2	0	0	0	4	2	0	0	0	0	0	26	62	0.00	2.000
																1.0	L	3	1	1	1	0	0	0	0	0	0	1	4	8	9.00	1.000	



Batter	1	2	3	4	5	6	7	8	9	10	11	12	13	14	15	AB	R	H	RBI	BB	SO	LOB	BOTTOM									
Kenny Lofton, L OBP: 0.341, SLG: 0.446 (1, 8)	2-0 18 S 18 G6-3 2B		2-0 F7		3-1 G4-3		2-1 F7	1-1 F8		2-0 P6		1-0 G3			4-0 18 WP 18 DI IBB	7	1	1	0	1	0	6										
18 Jason Kendall, R OBP: 0.377, SLG: 0.379 (1, 2)	2-1 G6-3		1-3 K2-3		1-2 1B		4-1 1B BB		2-3 K	3-1 G6-3			1-2 L6		2-2 WP	7	0	1	2	1	2	2										
Brian Giles, L OBP: 0.457, SLG: 0.517 (1, 7)	0-0 G3		1-1 G4-3		1-3 K		1-0 1B	1-2 1B	0-0 F7			1-2 G4-6-3 1B		2-2 K		7	0	2	1	0	2	1										
Aramis Ramirez, R OBP: 0.345, SLG: 0.448 (1, 5)	0-1 2B			2-3 K		0-1 HR		0-3 K	1-2 E			0-1 G4-6-3		1-0 P6		7	2	3	1	0	2	3										
Reggie Sanders, R OBP: 0.315, SLG: 0.472 (1, 9)	1-0 F7			0-3 K		0-0 L4		0-0 HR	0-1 E6			0-0 FC6-4 1B			0-0 F7	7	1	2	1	0	1	2										
Kevin Young, R OBP: 0.319, SLG: 0.342 (1, 3)		2-3 K		4-2 2 FC4 BB		3-2 G6-3		4-2 1B BB	1-2 E5			2-2 FC6-4		1-3 K		2	0	0	0	2	1	0										
Matt Stairs, L OBP: 0.325, SLG: 0.387 (9, PH)				0-2 FC4		1-2 F8		1-0 B3-4	0-3 K					0-0 S 1B		1	0	0	0	0	0	1										
Julian Tavarez, L (10, 1)				1-2 1B												0	0	0	0	0	0	0										
16 Salomon Torres, R (14, PH)																1	0	0	0	0	1	0										
Scott Sauerbeck, R (15, 1)																0	0	0	0	0	0	0										
2 Jack Wilson, R OBP: 0.297, SLG: 0.368 (1, 6)		0-0 B2-3														3	0	0	0	0	0	1										
Joe Beimel, L (7, 1)																1	0	0	0	0	0	1										
Mike Williams, R (9, 1)																0	0	0	0	0	0	0										
Craig Wilson, R OBP: 0.345, SLG: 0.412 (9, PH)																2	0	1	0	0	1	2										
Jeff Reboulet, R OBP: 0.418, SLG: 0.394 (1, 4)		1-2 1B														6	1	3	0	0	2	1										
Kris Benson, R (1, 1)																																
Adam Hyzdu, R OBP: 0.295, SLG: 0.324 (5, PH)																																
Brian Boehringer, S (6, 1)																																
Abraham Nunez, S OBP: 0.272, SLG: 0.248 (7, 6)																																
18 WP 18 DI 3B																1	0	0	0	0	1	1										
18 WP 18 DI 3B																0	1	1	0	0	0	0										
18 WP 18 DI 3B																5	1	2	0	0	1	4										
Inning Stats	R: 1 E: 0 K: 0 S: 7	H: 2 LOB: 1 BB: 0 P: 12	R: 0 E: 0 K: 2 S: 11	H: 1 LOB: 1 BB: 0 P: 14	R: 0 E: 0 K: 1 S: 6	H: 0 LOB: 0 BB: 0 P: 10	R: 0 E: 0 K: 2 S: 13	H: 0 LOB: 1 BB: 1 P: 19	R: 1 E: 0 K: 1 S: 14	H: 2 LOB: 1 BB: 0 P: 21	R: 1 E: 0 K: 1 S: 15	H: 2 LOB: 2 BB: 1 P: 28	R: 1 E: 0 K: 1 S: 12	H: 2 LOB: 2 BB: 1 P: 18	R: 1 E: 2 K: 2 S: 18	H: 1 LOB: 2 BB: 0 P: 22	R: 0 E: 0 K: 1 S: 8	H: 1 LOB: 1 BB: 0 P: 17	R: 0 E: 0 K: 0 S: 12	H: 2 LOB: 1 BB: 0 P: 15	R: 0 E: 0 K: 0 S: 4	H: 0 LOB: 1 BB: 0 P: 8	R: 0 E: 0 K: 1 S: 9	H: 0 LOB: 0 BB: 0 P: 13	R: 0 E: 0 K: 2 S: 8	H: 1 LOB: 1 BB: 0 P: 10	R: 1 E: 0 K: 0 S: 4	H: 1 LOB: 1 BB: 1 P: 12	1B: 9 2B: 4 3B: 1 HR: 2	SF: 0 SAC: 1 DP: 1 HBP: 1	WP: 2 PB: 0 SB: 3 CS: 0	PA: 65
PITCHER	IP	WLS	BF	H	R	ER	SO	BB	IBB	HBP	BLK	WP	HR	S	P	ERA	WHIP															
Billy Traber, L ERA: 4.56 (1, 1)	6.0		25	6	3	3	6	1	0	0	0	1	0	11	23	4.50	1.167															
Jason Boyd, R ERA: 3.8 (7, 1)	0.2	H	4	1	1	1	0	1	0	0	0	0	0	11	23	13.50	3.000															
David Riske, R ERA: 2.97 (7, 1)	1.1	B	8	3	1	1	2	1	0	0	0	0	1	16	23	6.75	3.000															
Dany's Baez, R ERA: 3.6 (9, 1)	1.0	B	6	1	1	0	2	0	0	0	0	0	0	18	22	0.00	1.000															
37 Jake Westbrook, R ERA: 4.78 (10, 1)	3.0		12	3	0	0	1	0	0	1	0	0	0	24	40	0.00	1.000															
PITCHER	IP	WLS	BF	H	R	ER	SO	BB	IBB	HBP	BLK	WP	HR	S	P	ERA	WHIP															
Dan Miceli, R ERA: 3.86 (13, 1)	2.0	L	10	2	1	1	3	0	1	0	0	1	0	21	35	4.50	1.000															

Cleveland Indians @ Pittsburgh Pirates
PNC Park, Pittsburgh, PA
Sat Jun 21 2003, 7:05 PM EDT
Att. 36,856 - Overcast - 65 F

AB 59
R 7
H 16
RBI 5
BB 4
SO 14
LOB 26



Batter	1	2	3	4	5	6	7	8	9	AB R H RBI BB SO LOB	TOP
Matt Lawton, L (1, 7) OBP: 0.325, SLG: 0.373 Jason Boyd, R (7, 1) Danys Baez, R (9, 1)	1-1 G1-6-3 1B	4-2 SF8 BB 1-2 2-3 3-H			0-0 G3	4-0 1B BB 1-2 2-3 3-H	2-2 G6-3			3 1 1 2 2 0 1 0 0 0 0 0 0 0 0 0 0 0 0 0 0	Cleveland Indians @ Pittsburgh Pirates PNC Park, Pittsburgh, PA Sun Jun 22 2003, 1:35 PM EDT Att. 37,803 - Sunny - 76 F
Casey Blake, R (1, 5) OBP: 0.328, SLG: 0.406	2-2 G1-6-3 1B	0-1 SF8			1-2 1B 2B	0-0 SF7		2-2 2B		3 1 3 2 0 0 0	
Jody Gerut, L (1, 9) OBP: 0.323, SLG: 0.510	1-2 G1-6-3 1-2f 2-3	2-3 K			0-1 P2 1B 1-2 2-3	0-2 1B		4-1 BB		4 0 1 0 1 1 5	
Milton Bradley, S (1, 8) OBP: 0.444, SLG: 0.532	0-1 L4		3-3 K		4-0 1B IBB	2-2 1B 1-2 2-H 3-H		3-2 K		4 0 1 2 1 2 3	
Ben Broussard, L (1, 3) OBP: 0.328, SLG: 0.475		2-2 1B 2 1B 1B	1-1 F7		1-2 1B 1-3 2-H	0-0 F9		0-2 F7		5 1 2 1 0 0 4	
Tim Laker, R (1, 2) OBP: 0.312, SLG: 0.419		1-2 1B 2 1B BB 1B	2-1 F9		0-0 F8	0-0 G2-3		1-2 P4		5 1 1 0 0 0 6	
Brandon Phillips, R (1, 4) OBP: 0.245, SLG: 0.312		1-2 1B BB 2 1B SF8		3-2 F7		0-0 1B BB 2B	0-0 G5-3		3-2 G5-3	5 2 2 0 0 0 0	
Jhonny Peralta, R (1, 6) OBP: 0.231, SLG: 0.167		2-1 1B SF8 BB 1-2 2-3 3-H		0-0 F8		4-2 1B BB SF7 BB	0-1 G5-3 1B		0-0 F8	4 1 2 1 1 0 0	
CC Sabathia, L (1, 1) OBP: 0.500, SLG: 0.500 Coco Crisp, S (7, PH) OBP: 0.319, SLG: 0.333 (7, 7)		2-3 K		0-1 G1-3		0-0 1B BB 1-2 2-3	0-2 G5-3		1-3 K	3 1 1 0 0 1 3 2 0 0 0 0 1 1	
Inning Stats	R: 0 H: 2 E: 0 LOB: 1 K: 0 BB: 0 S: 10 P: 14	R: 3 H: 4 E: 0 LOB: 2 K: 2 BB: 1 S: 24 P: 38	R: 0 H: 0 E: 0 LOB: 0 K: 1 BB: 0 S: 8 P: 14	R: 0 H: 0 E: 0 LOB: 0 K: 0 BB: 0 S: 7 P: 10	R: 1 H: 2 E: 0 LOB: 2 K: 0 BB: 1 S: 10 P: 16	R: 4 H: 4 E: 0 LOB: 2 K: 0 BB: 2 S: 14 P: 24	R: 0 H: 1 E: 0 LOB: 1 K: 0 BB: 0 S: 9 P: 11	R: 0 H: 1 E: 0 LOB: 2 K: 1 BB: 1 S: 14 P: 24	R: 0 H: 0 E: 0 LOB: 0 K: 1 BB: 0 S: 7 P: 11	1B: 11 SF: 2 2B: 3 SAC: 0 3B: 0 DP: 1 HR: 0 HBP: 0	WP: 0 PA: 45 PB: 0 SB: 0 CS: 0
PITCHER Ryan Vogelsong, R (1, 1) ERA: 10.5 Joe Beimel, L (6, 1) ERA: 2.89 Brian Boehringer, R (7, 1) ERA: 8.04 16 Salomon Torres, R (9, 1) ERA: 4.4	IP WLS BF H R ER SO BB IBB HBP BLK WP HR S P ERA WHIP 5.0 L 27 10 7 7 3 2 1 0 0 0 0 64 101 12.60 2.400 1.0 6 2 1 1 0 1 0 0 0 0 0 9 15 9.00 3.000 2.0 9 2 0 0 1 1 0 0 0 0 0 23 35 0.00 1.500 1.0 3 0 0 0 1 0 0 0 0 0 0 7 11 0.00 0.000	PITCHER IP WLS BF H R ER SO BB IBB HBP BLK WP HR S P ERA WHIP									

livebaseballscorecards.com

AB	38
R	8
H	14
RBI	8
BB	5
SO	5
LOB	23



Batter	1	2	3	4	5	6	7	8	9	AB	R	H	RBI	BB	SO	LOB
2 Jack Wilson, R OBP: 0.296, SLG: 0.362 (1, 6)	2-2 P5	4-1 G4-3 BB		2-2 G5-3		1-0 B1-3		2-3 K		4	0	0	0	1	1	2
Jeff Reboulet, R OBP: 0.393, SLG: 0.366 (1, 4)	1-1 F9	1-2 G4-3		2-2 G4-3		1-2 L6		0-2 G4-3		5	0	0	0	0	0	4
Brian Giles, L OBP: 0.456, SLG: 0.509 (1, 7)	4-2 1B BB	1-0 F7			4-0 FC5-4 BB	2-3 K			2-2 F8	3	1	0	0	2	1	3
Aramis Ramirez, R OBP: 0.349, SLG: 0.452 (1, 5)	2-1 1B 1B		4-2 BB		3-3 K		1-2 F7		0-2 2B	4	1	2	0	1	1	1
Reggie Sanders, R OBP: 0.312, SLG: 0.465 (1, 9)	0-0 1B 1B		1-2 F7		1-2 FC5-4 1B		0-1 F8		1-3 K	5	0	1	1	0	1	3
Craig Wilson, R OBP: 0.347, SLG: 0.411 (1, 2)	0-0 1B		2-1 F8		1-2 1B		1-3 K		0-0 G5-3	5	0	2	1	0	1	2
Kevin Young, R OBP: 0.305, SLG: 0.325 (1, 3)	0-3 K		3-3 K		1-0 P6			1-3 K		4	0	0	0	0	3	5
Adam Hyzdu, R OBP: 0.333, SLG: 0.390 (1, 8)		2-1 E6 G4-3 SH3		0-2 SH3-4 1B		3-2 2B 1B		2-1 HR 2B		4	2	3	0	0	0	0
Ryan Vogelsong, R (1, 1) Joe Beimel, L (6, 1) Carlos Rivera, L (6, PH) Brian Boehringer, S (7, 1) Matt Stairs, L (8, PH) 16 Salomon Torres, R (9, 1)		0-0 SH3		0-1 SH3-4		0-0 B1-3 2B		1-2 HR		0	0	0	0	0	0	0

Inning Stats	R: 2	H: 3	E: 0	K: 1	S: 16	H: 3	LOB: 2	BB: 1	P: 25	R: 0	H: 0	E: 1	K: 0	S: 12	H: 0	LOB: 2	BB: 1	P: 20	R: 0	H: 0	E: 0	K: 1	S: 10	H: 1	LOB: 1	BB: 1	P: 20	R: 0	H: 1	E: 0	K: 0	S: 12	H: 1	LOB: 1	BB: 0	P: 16	R: 0	H: 1	E: 0	K: 1	S: 11	H: 2	LOB: 1	BB: 0	P: 18	R: 0	H: 0	E: 0	K: 1	S: 8	H: 0	LOB: 0	BB: 0	P: 10	R: 2	H: 2	E: 0	K: 2	S: 16	H: 2	LOB: 0	BB: 0	P: 22	R: 0	H: 1	E: 0	K: 1	S: 10	H: 1	LOB: 1	BB: 0	P: 13	1B: 6	SF: 0	2B: 3	SAC: 2	3B: 0	DP: 0	HR: 1	HBP: 0	WP: 0	PA: 42
--------------	------	------	------	------	-------	------	--------	-------	-------	------	------	------	------	-------	------	--------	-------	-------	------	------	------	------	-------	------	--------	-------	-------	------	------	------	------	-------	------	--------	-------	-------	------	------	------	------	-------	------	--------	-------	-------	------	------	------	------	------	------	--------	-------	-------	------	------	------	------	-------	------	--------	-------	-------	------	------	------	------	-------	------	--------	-------	-------	-------	-------	-------	--------	-------	-------	-------	--------	-------	--------

PITCHER	IP	WLS	BF	H	R	ER	SO	BB	IBB	HBP	BLK	WP	HR	S	P	ERA	WHIP
CC Sabathia, L (1, 1) ERA: 3.51	6.0	W	30	7	3	3	4	4	0	0	0	0	0	72	120	4.50	1.833
Jason Boyd, R (7, 1) ERA: 4.21	2.0		8	2	2	2	3	0	0	0	0	0	1	24	32	9.00	1.000
Danys Baez, R (9, 1) ERA: 3.5	1.0	S	4	1	0	0	1	0	0	0	0	0	0	10	13	0.00	1.000

BOTTOM

Cleveland Indians @ Pittsburgh Pirates
PNC Park, Pittsburgh, PA
Sun Jun 22 2003, 1:35 PM EDT
Att. 37,803 - Sunny - 76 F

livebaseballscores.com

AB	36
R	5
H	10
RBI	5
BB	4
SO	8
LOB	20



Batter	1	2	3	4	5	6	7	8	9	AB R H RBI BB SO LOB	TOP			
Desi Relaford, S (1, 4) OBP: 0.346, SLG: 0.436	1-0 G4-3		3-2 2B		0-1 FC6-5 WP	0-1 G3			2-2 FC1-5 1B	5 0 2 0 0 0 2				
Joe Randa, R (1, 5) OBP: 0.308, SLG: 0.420	1-1 F8		1-2 G5-3		1-2 F8			4-1 G4-6-3 BB	2-1 FC1-5 1B	4 0 0 0 1 0 4				
Carlos Beltrán, S (1, 10) OBP: 0.412, SLG: 0.502	3-1 G4-3			2-2 G6-3	4-1 F8			2-0 F8	1-1 1B	4 0 1 0 1 0 1				
Raul Ibanez, L (1, 7) OBP: 0.326, SLG: 0.430		1-2 G6-3		2-2 F8	0-0 F7			0-1 G4-6-3	2-1 G4-3	5 0 0 0 0 0 5				
Ken Harvey, R (1, 3) OBP: 0.310, SLG: 0.426		0-1 G1-3		0-0 1B 4 1B		0-2 SH1-4 SF8 1B		2-0 G4-3		4 2 2 0 0 0 0				
Michael Tucker, L (1, 8) OBP: 0.339, SLG: 0.448		4-1 BB		2-1 4 E 4 1B	2-2 SF8 SH1-4 1B			4-2 4 G4-3 BB		2 1 2 0 2 0 0				
4 Angel Berroa, R (1, 6) OBP: 0.340, SLG: 0.467		0-3 K		0-1 E7 1-3 2-H 1B	0-1 SH1-4			1-1 G4-3		3 0 1 1 0 1 2				
Aaron Guiel, L (1, 9) OBP: 0.364, SLG: 0.438			0-1 G3-1	0-3 K		1-2 SF8		2-3 K		3 0 0 1 0 2 3				
Mike DiFelice, R (1, 2) OBP: 0.327, SLG: 0.455			0-3 K		1-0 FC6-5 2B	0-0 1B			0-2 FC1-5 1B	4 0 3 1 0 1 0				
Inning Stats	R: 0 E: 0 K: 0 S: 5 H: 0 LOB: 0 BB: 0 P: 10	R: 0 E: 0 K: 1 S: 13 H: 0 LOB: 1 BB: 1 P: 18	R: 0 E: 0 K: 1 S: 13 H: 1 LOB: 1 BB: 0 P: 17	R: 1 E: 1 K: 1 S: 16 H: 3 LOB: 2 BB: 0 P: 22	R: 0 E: 0 K: 0 S: 9 H: 1 LOB: 2 BB: 1 P: 15	R: 2 E: 0 K: 0 S: 16 H: 3 LOB: 1 BB: 0 P: 19	R: 0 E: 0 K: 0 S: 4 H: 0 LOB: 0 BB: 1 P: 10	R: 0 E: 0 K: 1 S: 8 H: 0 LOB: 1 BB: 1 P: 17	R: 0 E: 0 K: 0 S: 12 H: 3 LOB: 2 BB: 0 P: 19	1B: 9 2B: 2 3B: 0 HR: 0 SF: 1 SAC: 1 DP: 1 HBP: 0	WP: 1 PB: 0 SB: 0 CS: 0 PA: 40			
PITCHER	IP WLS BF H R ER SO BB IBB HBP BLK WP HR S P ERA WHIP												PITCHER	IP WLS BF H R ER SO BB IBB HBP BLK WP HR S P ERA WHIP
Jason Davis, R (1, 1) ERA: 4.82	5.2 L 26 7 3 3 3 2 0 0 0 1 0 69 98 4.76 1.588													
Dan Miceli, R (6, 1) ERA: 3.79	0.2 4 1 0 0 0 1 0 0 0 0 0 5 11 0.00 3.000													
Terry Mulholland, L (7, 1) ERA: 3.56	1.2 7 2 0 0 1 1 0 0 0 0 0 16 27 0.00 1.800													
37 Jake Westbrook, R (9, 1) ERA: 4.7	1.0 3 1 0 0 0 0 0 0 0 0 0 6 11 0.00 1.000													

Kansas City Royals @ Cleveland Indians
Jacobs Field, Cleveland, OH
 Tue Jun 24 2003, 7:05 PM EDT
 Att. 19,638 - Sunny - 83 F

AB	34
R	3
H	11
RBI	3
BB	4
SO	4
LOB	17



Batter	1	2	3	4	5	6	7	8	9	AB R H RBI BB SO LOB
Coco Crisp, S OBP: 0.308, SLG: 0.304 (1, 7)	4-1 S 1B 1B BB		2-1 E4 FC1-6		1-2 K		1-1 L6		1-2 F7	4 1 0 0 1 1 3
Matt Lawton, L OBP: 0.330, SLG: 0.372 (1, 10)	0-0 1B S 1-2 FC9-2 1B		1-1 FC1-6 G4-6-3		0-2 G4-3		4-2 CS BB		4-1 BB	3 0 1 0 2 0 3
Milton Bradley, S OBP: 0.440, SLG: 0.523 (1, 8)	1-3 K		1-0 G4-6-3		4-2 S BB		2-1 G6-3		1-2 G5-3	4 0 0 0 1 1 7
Shane Spencer, R OBP: 0.309, SLG: 0.337 (1, 9)	2-1 1-3 2-H 1B			2-2 F9		4-0 1-2 2-3 BB		2-2 1B		3 0 2 1 1 0 0
Casey Blake, R OBP: 0.327, SLG: 0.404 (1, 3)	2-2 FC9-2 3-H			2-2 1B 1B		3-1 F7		0-3 K		4 0 1 0 0 1 6
Ricky Gutierrez, R OBP: 0.250, SLG: 0.250 (1, 5)		0-0 G6-3		1-1 SAFE 1-2 1B		1-0 F8		0-3 K		4 0 1 0 0 1 1
Josh Bard, S OBP: 0.281, SLG: 0.317 (1, 2)		3-2 G6-3		1-1 P5		0-1 2B		1-2 G6-3		4 0 1 0 0 0 3
John McDonald, R OBP: 0.288, SLG: 0.342 (1, 6)		2-2 G6-3		2-0 F8		2-3 K		0-3 K		3 0 0 0 0 1 3 1 0 0 0 0 1 0
Jody Gerut, L OBP: 0.321, SLG: 0.506 (9, PH)										
Brandon Phillips, R OBP: 0.253, SLG: 0.321 (1, 4)			1-1 E 2B		0-0 S G4-3 1B		2-2 G6-3		4-1 BB BB	3 0 2 0 1 0 1

Inning Stats	R: 1	H: 2	E: 0	K: 1	S: 10	LOB: 1	BB: 1	P: 19	R: 0	H: 0	E: 0	K: 0	S: 9	LOB: 0	BB: 0	P: 14	R: 0	H: 1	E: 1	K: 0	S: 7	LOB: 1	BB: 0	P: 12	R: 0	H: 2	E: 0	K: 0	S: 12	LOB: 2	BB: 0	P: 20	R: 0	H: 1	E: 0	K: 1	S: 11	LOB: 3	BB: 2	P: 23	R: 0	H: 1	E: 0	K: 1	S: 13	LOB: 1	BB: 0	P: 18	R: 0	H: 0	E: 0	K: 0	S: 6	LOB: 0	BB: 1	P: 13	R: 0	H: 1	E: 0	K: 2	S: 14	LOB: 1	BB: 0	P: 17	R: 0	H: 0	E: 0	K: 1	S: 11	LOB: 2	BB: 2	P: 21	1B: 6	2B: 3	3B: 0	HR: 0	SF: 0	SAC: 0	DP: 2	HBP: 0	WP: 0	PB: 0	SB: 4	CS: 1	PA: 39
--------------	------	------	------	------	-------	--------	-------	-------	------	------	------	------	------	--------	-------	-------	------	------	------	------	------	--------	-------	-------	------	------	------	------	-------	--------	-------	-------	------	------	------	------	-------	--------	-------	-------	------	------	------	------	-------	--------	-------	-------	------	------	------	------	------	--------	-------	-------	------	------	------	------	-------	--------	-------	-------	------	------	------	------	-------	--------	-------	-------	-------	-------	-------	-------	-------	--------	-------	--------	-------	-------	-------	-------	--------

PITCHER	IP	WLS	BF	H	R	ER	SO	BB	IBB	HBP	BLK	WP	HR	S	P	ERA	WHIP
Chris George, L ERA: 6.18 (1, 1)	5.2	W	26	7	1	1	3	3	0	0	0	0	0	58	100	1.59	1.765
Jason Grimsley, R ERA: 3.83 (6, 1)	0.1	H	1	0	0	0	0	0	0	0	0	0	0	4	6	0.00	0.000
Sean Lowe, R ERA: 4.66 (7, 1)	2.0	H	7	1	0	0	2	1	0	0	0	0	0	20	30	0.00	1.000
Mike MacDougal, R ERA: 3.21 (9, 1)	1.0	S	5	0	0	0	1	2	0	0	0	0	0	11	21	0.00	2.000

BOTTOM

Kansas City Royals @ Cleveland Indians
Jacobs Field, Cleveland, OH

Tue Jun 24 2003, 7:05 PM EDT
Att. 19,638 - Sunny - 83 F

AB	33
R	1
H	8
RBI	1
BB	6
SO	6
LOB	27



PITCHER	IP	WLS	BF	H	R	ER	SO	BB	IBB	HBP	BLK	WP	HR	S	P	ERA	WHIP
---------	----	-----	----	---	---	----	----	----	-----	-----	-----	----	----	---	---	-----	------

Batter	1	2	3	4	5	6	7	8	9	10	AB R H RBI BB SO LOB	TOP												
Desi Relaford, S OBP: 0.351, SLG: 0.437 (1, 9) C B F B B	4-2 G1-6-3 BB		1-1 G6-3			3-2 1B 1B		2-2 G5-4-3 1-2f		0-0 1B 1-3 2-H	4 0 2 1 1 0 1													
Joe Randa, R OBP: 0.306, SLG: 0.416 (1, 5) S X	0-1 G1-6-3 1-2f			1-0 L5		2-2 FC6-4 1B 1-2			2-1 G6-3	2-2 F9	5 0 1 0 0 0 3													
Carlos Beltrán, S OBP: 0.405, SLG: 0.493 (1, 8) B B X	2-0 F8			1-2 G5-3		2-1 FC6-4 1-2f			3-1 P3		4 0 0 0 0 0 2													
Ken Harvey, R OBP: 0.313, SLG: 0.427 (1, 3) C B C X		1-2 G3-6-3 E 1B		2-1 F9			3-1 CS 1B		0-0 G3		4 0 2 0 0 0 0													
Raul Ibanez, L OBP: 0.328, SLG: 0.434 (1, 10) B 1 SAFE B B T C X	2-2 E6 G3-6-3 1-2			1-1 1B			1-1 F7			2-2 SH1-4 4 1B 2B	4 1 2 0 0 0 2													
Michael Tucker, L OBP: 0.336, SLG: 0.443 (1, 7) X	0-0 G3-6-3 1-2f 2-3			0-0 G1-3			3-3 K 1-2			0-0 SH1-4	3 0 0 0 0 1 3													
4 Angel Berroa, R OBP: 0.342, SLG: 0.468 (1, 6) F X	0-1 G1-3			0-1 F8				2-0 G3 1B 1B		1-1 1B 1B 3-H	4 2 2 1 0 0 1													
Brent Mayne, L OBP: 0.309, SLG: 0.358 (1, 2) C B B C X			2-3 K			2-2 G3-1		1-2 G3		1-1 F8	4 0 0 0 0 1 2													
Carlos Febles, R OBP: 0.281, SLG: 0.278 (1, 4) C X			0-1 G5-3			1-0 P3		0-1 G5-4-3 2-H 1B		2-2 1B 1-2 1B	4 0 2 1 0 0 0													
Inning Stats	R: 0 E: 0 K: 0 S: 6	H: 0 LOB: 0 BB: 1 P: 12	R: 0 E: 1 K: 0 S: 10	H: 1 LOB: 1 BB: 0 P: 13	R: 0 E: 0 K: 1 S: 8	H: 0 LOB: 0 BB: 0 P: 11	R: 0 E: 0 K: 0 S: 6	H: 0 LOB: 0 BB: 0 P: 10	R: 0 E: 0 K: 0 S: 5	H: 1 LOB: 0 BB: 0 P: 6	R: 0 E: 0 K: 1 S: 7	H: 1 LOB: 1 BB: 0 P: 14	R: 1 E: 0 K: 0 S: 13	H: 2 LOB: 0 BB: 0 P: 18	R: 0 E: 0 K: 0 S: 5	H: 0 LOB: 0 BB: 0 P: 10	R: 2 E: 0 K: 0 S: 18	H: 4 LOB: 2 BB: 0 P: 26	1B: 10 2B: 2 3B: 0 HR: 0	SF: 0 SAC: 1 DP: 4 HBP: 0	WP: 0 PB: 0 SB: 0 CS: 1	PA: 38		
PITCHER	IP WLS BF H R ER SO BB IBB HBP BLK WP HR S P ERA WHIP																							
Brian Anderson, L ERA: 4.05 (1, 1)	8.0																							
Danys Baez, R ERA: 3.41 (9, 1)	1.0	3	0	0	0	0	0	0	0	0	0	0	0	5	10	0.00	0.000							
David Riske, R ERA: 3.41 (10, 1)	1.0	L	7	4	2	2	0	0	0	0	0	0	0	18	26	18.00	4.000							

Kansas City Royals @ Cleveland Indians
Jacobs Field, Cleveland, OH
 Wed Jun 25 2003, 7:05 PM EDT
 Att: 18,527 - Sunny - 87 F

livebaseballscorecards.com

AB 36
R 3
H 11
RBI 3
BB 1
SO 2
LOB 14



Batter	1	2	3	4	5	6	7	8	9	10	AB R H RBI BB SO LOB
Coco Crisp, S OBP: 0.298, SLG: 0.294 (1, 10)	1-2 P6		1-0 BB 1B		0-0 B1-3			1-1 G6-3		1-2 G5-3	5 0 1 0 0 0 0
Matt Lawton, L OBP: 0.331, SLG: 0.374 (1, 7)	1-2 P6		1-0 F8		1-0 F9			2-1 E 2B		4-2 BB	4 0 1 0 1 0 1
Jody Gerut, L OBP: 0.318, SLG: 0.494 (1, 9)	1-1 G3-1		0-0 F9				1-1 G4-3	4-0 E BB		0-1 G3-1	4 0 0 0 1 0 2
Milton Bradley, S OBP: 0.444, SLG: 0.529 (1, 8)		0-0 1B SF9 1B	4-2 BB				0-1 2B	0-1 E3 G4-6-3		1-2 2-3	3 1 2 0 1 0 2
Ben Broussard, L OBP: 0.326, SLG: 0.468 (1, 3)		1-0 SF9 1B	2-0 G4-3				0-1 F8	1-2 G4-6-3		1-2 1-2f	4 0 1 0 0 0 6
Casey Blake, R OBP: 0.326, SLG: 0.401 (1, 5)		1-1 1B		3-3 K			0-1 F7		0-1 F9		4 0 1 0 0 1 1
Ricky Gutierrez, R OBP: 0.125, SLG: 0.143 (1, 6)		0-0 SF9		0-0 G6-3				0-2 G6-3		2-2 G4-3	3 0 0 1 0 0 0
Tim Laker, R OBP: 0.296, SLG: 0.397 (1, 2)		0-3 K		1-0 G4-3				1-3 K		0-3 K	4 0 0 0 0 3 2
Brandon Phillips, R OBP: 0.249, SLG: 0.315 (1, 4)		0-0 P6			3-3 K			1-3 K		1-2 G6-3	4 0 0 0 0 2 2

Inning Stats	R: 0	H: 0	E: 0	K: 0	S: 9	R: 1	H: 0	E: 0	K: 1	S: 9	R: 0	H: 1	E: 0	K: 0	S: 7	R: 0	H: 0	E: 0	K: 1	S: 5	R: 0	H: 0	E: 0	K: 1	S: 5	R: 0	H: 1	E: 0	K: 0	S: 8	R: 0	H: 0	E: 0	K: 2	S: 9	R: 0	H: 1	E: 1	K: 0	S: 10	R: 0	H: 0	E: 0	K: 1	S: 8	R: 0	H: 0	E: 0	K: 0	S: 12	R: 0	H: 0	E: 0	K: 0	S: 12	1B: 4	SF: 1	2B: 2	SAC: 0	3B: 0	DP: 1	HR: 0	HBP: 0	WP: 0	PA: 39
--------------	------	------	------	------	------	------	------	------	------	------	------	------	------	------	------	------	------	------	------	------	------	------	------	------	------	------	------	------	------	------	------	------	------	------	------	------	------	------	------	-------	------	------	------	------	------	------	------	------	------	-------	------	------	------	------	-------	-------	-------	-------	--------	-------	-------	-------	--------	-------	--------


PITCHER	IP	WLS	BF	H	R	ER	SO	BB	IBB	HBP	BLK	WP	HR	S	P	ERA	WHIP
Kyle Snyder, R ERA: 4.33 (1, 1)	7.1		30	6	1	1	5	2	0	0	0	0	0	56	86	1.23	1.091
Jason Grimsley, R ERA: 3.77 (8, 1)	0.2		2	0	0	0	0	0	0	0	0	0	0	6	7	0.00	0.000
Jason Gilfillan, R ERA: 7.24 (9, 1)	1.0	W	3	0	0	0	1	0	0	0	0	0	0	8	10	0.00	0.000
Mike MacDougal, R ERA: 3.12 (10, 1)	1.0	S	4	0	0	0	0	1	0	0	0	0	0	12	18	0.00	1.000

BOTTOM

Kansas City Royals @ Cleveland Indians
Jacobs Field, Cleveland, OH
 Wed Jun 25 2003, 7:05 PM EDT
 Att. 18,527 - Sunny - 87 F

livebaseballscorecards.com

AB	35
R	1
H	6
RBI	1
BB	3
SO	6
LOB	16



Batter	1	2	3	4	5	6	7	8	9	AB R H RBI BB SO LOB	TOP											
Aaron Guiel, L (1, 9) OBP: 0.367, SLG: 0.481	2-2 1B 1B HBP		1-0 F8		1 SAFE 1 SAFE 2-2 1-H HR		1-1 G4-3		1 SAFE 0-1 G4-6-3 1-2f	4 2 1 2 0 0 2												
Joe Randa, R (1, 5) OBP: 0.302, SLG: 0.409	1-1 P4		3-2 G4-3		1-0 G5-3			2-1 F8		4 0 0 0 0 0 1												
Carlos Beltrán, S (1, 8) OBP: 0.402, SLG: 0.488	1-2 1B 1-3 1B		1-0 G3-1			0-1 G4-1		0-1 F8		4 0 1 0 0 0 0												
Raul Ibanez, L (1, 10) OBP: 0.333, SLG: 0.436	1-2 G6-3 1-3 3-H 1B			2-0 G4-3		3-1 WP G1-4-3 1B		4-1 1B 1B BB		3 1 2 1 1 0 0												
Ken Harvey, R (1, 3) OBP: 0.312, SLG: 0.424	1-0 G6-3 1-2f			0-3 K		0-1 G1-4-3		1-1 1B 1-2 1B		4 0 1 0 0 1 3												
Michael Tucker, L (1, 7) OBP: 0.334, SLG: 0.440		0-0 G4-3		2-2 G4-3		2-3 K		3-2 1-3 2-H 1B		4 0 1 1 0 1 1												
4 Angel Berroa, R (1, 6) OBP: 0.341, SLG: 0.464		2-3 K			1-3 K2-3		1-2 E G1-3 1B	1-1 F9		4 0 1 0 0 2 2												
Brent Mayne, L (1, 2) OBP: 0.303, SLG: 0.350		1-1 E6			3-2 G5-3		1 SAFE 2-2 G1-3		0-1 G5-3	4 0 0 0 0 0 1												
Carlos Febles, R (1, 4) OBP: 0.288, SLG: 0.286		1-0 F7			0-0 WP S HR 1B		1 SAFE 2-2 L6		0-0 G4-6-3 1B	4 1 2 0 0 0 2												
Inning Stats	R: 1 E: 0 K: 0 S: 12	H: 2 LOB: 1 BB: 0 P: 18	R: 0 E: 1 K: 1 S: 7	H: 0 LOB: 1 BB: 0 P: 11	R: 0 E: 0 K: 0 S: 6	H: 0 LOB: 0 BB: 0 P: 11	R: 0 E: 0 K: 1 S: 7	H: 0 LOB: 0 BB: 0 P: 11	R: 2 E: 0 K: 1 S: 11	H: 2 LOB: 0 BB: 0 P: 18	R: 0 E: 0 K: 1 S: 10	H: 1 LOB: 1 BB: 0 P: 15	R: 0 E: 1 K: 0 S: 11	H: 1 LOB: 1 BB: 0 P: 17	R: 1 E: 0 K: 0 S: 12	H: 2 LOB: 2 BB: 1 P: 23	R: 0 E: 0 K: 0 S: 5	H: 1 LOB: 0 BB: 0 P: 5	1B: 8 2B: 0 3B: 0 HR: 1	SF: 0 SAC: 0 DP: 2 HBP: 1	WP: 2 PB: 0 SB: 1 CS: 0	PA: 37
PITCHER	IP WLS BF H R ER SO BB IBB HBP BLK WP HR S P ERA WHIP																					
Ricardo Rodriguez, R (1, 1) ERA: 5.4	6.0 L 24 5 3 3 4 0 0 1 0 2 1 53 84 4.50 0.833																					
Jason Boyd, R (7, 1) ERA: 4.23	2.0 10 3 1 1 0 1 0 0 0 0 0 23 40 4.50 2.000																					
37 Jake Westbrook, R (9, 1) ERA: 4.62	1.0 3 1 0 0 0 0 0 0 0 0 0 5 5 0.00 1.000																					

Kansas City Royals @ Cleveland Indians
Jacobs Field, Cleveland, OH
 Thu Jun 26 2003, 7:05 PM EDT
 Att. 17,494 - Overcast - 80 F

AB	35
R	4
H	9
RBI	4
BB	1
SO	4
LOB	12



Batter	1	2	3	4	5	6	7	8	9	AB	R	H	RBI	BB	SO	LOB
Coco Crisp, S OBP: 0.295, SLG: 0.291 (1, 7)	0-0 G4-3 1B		1-2 P5		0-0 F8		0-1 G4-3			4	0	1	0	0	0	1
Matt Lawton, L OBP: 0.327, SLG: 0.368 (1, 9)	1-1 G4-3 1-2		3-3 K2-3		1-1 G6-3			1-0 G3-1		4	0	0	0	0	1	1
Jody Gerut, L OBP: 0.324, SLG: 0.494 Shane Spencer, R OBP: 0.307, SLG: 0.335 (1, 10) (8, PH)	1-0 G4-3 2-3			0-1 2B 1B		4-1 G3-6-1 BB		1-3 K		2	0	1	0	1	0	1
Milton Bradley, S OBP: 0.449, SLG: 0.533 (1, 8)	4-1 BB			0-1 1-3 2B		2-3 K		4-1 BB		2	0	1	0	2	1	1
Ben Broussard, L OBP: 0.326, SLG: 0.460 Ricky Gutierrez, R OBP: 0.111, SLG: 0.125 (1, 3) (8, PH) (9, 5)	1-1 F8			4-0 BB		1-1 G3-6-1 1-2f		1-2 G3		2	0	0	0	1	0	3
Casey Blake, R OBP: 0.325, SLG: 0.398 (1, 5) (9, 3)		1-2 G6-3		1-1 F9			2-2 1B SF9 1B		1-2 F9	4	1	1	0	0	0	3
Josh Bard, S OBP: 0.280, SLG: 0.316 (1, 2)		1-1 P6		2-0 F8			3-2 1B 1-3 1B		3-3 K	4	0	1	0	0	1	3
John McDonald, R OBP: 0.287, SLG: 0.351 (1, 6)		0-1 F7		2-2 G1-3			0-0 SF9 3-H		2-2 2B	3	0	1	1	0	0	3
Brandon Phillips, R OBP: 0.245, SLG: 0.310 (1, 4)			3-2 F9		1-0 F9		0-0 F9		0-3 K	4	0	0	0	0	1	2

Inning Stats	R: 0	H: 1	E: 0	K: 7	S: 7	LOB: 2	BB: 1	P: 14	R: 0	H: 0	E: 0	K: 7	S: 7	LOB: 0	BB: 0	P: 9	R: 0	H: 0	E: 0	K: 10	S: 10	LOB: 0	BB: 0	P: 17	R: 0	H: 2	E: 0	K: 0	S: 10	LOB: 3	BB: 1	P: 19	R: 0	H: 0	E: 0	K: 4	S: 4	LOB: 0	BB: 0	P: 6	R: 1	H: 2	E: 0	K: 0	S: 11	LOB: 1	BB: 0	P: 16	R: 0	H: 0	E: 0	K: 1	S: 8	LOB: 1	BB: 1	P: 15	R: 0	H: 1	E: 0	K: 2	S: 13	LOB: 1	BB: 0	P: 19	1B: 4	SF: 1	2B: 2	3B: 0	HR: 0
--------------	------	------	------	------	------	--------	-------	-------	------	------	------	------	------	--------	-------	------	------	------	------	-------	-------	--------	-------	-------	------	------	------	------	-------	--------	-------	-------	------	------	------	------	------	--------	-------	------	------	------	------	------	-------	--------	-------	-------	------	------	------	------	------	--------	-------	-------	------	------	------	------	-------	--------	-------	-------	-------	-------	-------	-------	-------


PITCHER	IP	WLS	BF	H	R	ER	SO	BB	IBB	HBP	BLK	WP	HR	S	P	ERA	WHIP
Jose Lima, R ERA: 3.44 (1, 1)	7.0	W	28	5	1	1	2	3	0	0	0	0	0	55	94	1.29	1.143
Les Walrond, L ERA: 6.35 (8, 1)	1.0	H	4	0	0	0	1	1	0	0	0	0	0	8	15	0.00	1.000
Mike MacDougal, R ERA: 3.03 (9, 1)	1.0	S	4	1	0	0	2	0	0	0	0	0	0	13	19	0.00	1.000

BOTTOM

Kansas City Royals @ Cleveland Indians
Jacobs Field, Cleveland, OH

Thu Jun 26 2003, 7:05 PM EDT
Att. 17,494 - Overcast - 80 F

AB	31
R	1
H	6
RBI	1
BB	4
SO	5
LOB	19



WP	PA	ERA	WHIP
0	36		
0			
0			

Batter	1	2	3	4	5	6	7	8	9	AB R H RBI BB SO LOB	TOP											
Barry Larkin, R (1, 6) OBP: 0.361, SLG: 0.381	0-1 G5-3			2-2 F9		4-0 BB		1-2 F9		3 0 0 0 1 0 0	Cincinnati Reds @ Cleveland Indians Jacobs Field, Cleveland, OH Fri Jun 27 2003, 7:05 PM EDT Att. 29,233 - Sunny - 75 F											
Jose Guillen, R (1, 9) OBP: 0.397, SLG: 0.632	1-3 K			1-0 G4-3 2B		0-0 F9		1-1 1B		4 0 2 0 0 1 2												
Ken Griffey Jr., L (1, 10) OBP: 0.372, SLG: 0.532	2-3 K			0-1 G4-3		0-3 K		1-3 K		4 0 0 0 0 3 4												
Austin Kearns, R (1, 8) OBP: 0.377, SLG: 0.480		2-2 G1		1-0 G3		2-2 G1-6-3 1B		1-3 K		4 0 1 0 0 1 1												
Aaron Boone, R (1, 5) OBP: 0.329, SLG: 0.483		2-2 G6-3			3-3 K	1-2 G1-6-3 1-2f		0-1 G1-3		4 0 0 0 0 1 1												
Sean Casey, L (1, 3) OBP: 0.352, SLG: 0.432		1-2 G4-3			1-1 G1-3	1-0 1B 1B		4-0 WP DI BB		3 0 1 0 1 0 0												
Adam Dunn, L (1, 7) OBP: 0.345, SLG: 0.506			3-1 P5		2-2 K	2-1 1-2 1B		4-2 WP BB		3 0 1 0 1 1 0												
Jason LaRue, R (1, 2) OBP: 0.341, SLG: 0.475			1-0 G4-3			1-1 F9 SH2-4 1B	0-1 F8	1-3 K		4 0 1 0 0 1 4												
Juan Castro, R (1, 4) OBP: 0.269, SLG: 0.373			2-2 F9		1-1 SH2-4		0-3 K			2 0 0 0 0 1 0												
Inning Stats	R: 0 E: 0 K: 2 S: 8	H: 0 LOB: 0 BB: 0 P: 11	R: 0 E: 0 K: 0 S: 10	H: 0 LOB: 0 BB: 0 P: 15	R: 0 E: 0 K: 0 S: 6	H: 0 LOB: 0 BB: 0 P: 12	R: 0 E: 0 K: 2 S: 7	H: 1 LOB: 1 BB: 0 P: 11	R: 0 E: 0 K: 2 S: 11	H: 0 LOB: 0 BB: 0 P: 17	R: 0 E: 0 K: 1 S: 8	H: 1 LOB: 2 BB: 1 P: 14	R: 0 E: 0 K: 0 S: 11	H: 3 LOB: 2 BB: 0 P: 17	R: 0 E: 0 K: 2 S: 11	H: 1 LOB: 1 BB: 0 P: 14	R: 0 E: 0 K: 2 S: 11	H: 0 LOB: 2 BB: 2 P: 21	1B: 5 2B: 1 3B: 0 HR: 0	SF: 0 SAC: 1 DP: 1 HBP: 0	WP: 1 PB: 0 SB: 0 CS: 0	PA: 35
PITCHER	IP WLS BF H R ER SO BB IBB HBP BLK WP HR S P ERA WHIP																					
Billy Traber, L (1, 1) ERA: 3.98	7.0 W 26 5 0 0 5 1 0 0 0 0 0 0 61 97 0.00 0.857																					
David Riske, R (8, 1) ERA: 3.31	1.0 H 4 1 0 0 2 0 0 0 0 0 0 0 11 14 0.00 1.000																					
Danys Baez, R (9, 1) ERA: 3.32	1.0 S 5 0 0 0 2 2 0 0 0 0 1 0 11 21 0.00 2.000																					

livebaseballscorecards.com

AB	31
R	0
H	6
RBI	0
BB	3
SO	9
LOB	12



Batter	1	2	3	4	5	6	7	8	9	AB R H RBI BB SO LOB
Coco Crisp, S (1, 8) OBP: 0.286, SLG: 0.302	0-1 G6-3		0-0 L9		4-2 BB		0-2 P4		0-0 P4	4 0 0 0 1 0 2
Matt Lawton, L (1, 7) OBP: 0.327, SLG: 0.393	3-1 HR		3-1 L4		1-0 G4-3		3-1 HR		3-3 K	5 2 2 3 0 1 3
Milton Bradley, S (1, 10) OBP: 0.450, SLG: 0.532	2-2 G4-3			4-2 CS BB		2-1 F8	3-2 1B			3 0 1 0 1 0 0
Jody Gerut, L (1, 9) OBP: 0.321, SLG: 0.494	2-1 2B			2-1 F8		2-2 G4-3	2-0 F9			4 0 1 0 0 0 2
Ben Broussard, L (1, 3) OBP: 0.315, SLG: 0.440	0-3 K			1-2 F8		2-1 FC6-4 1B		2-2 G4-3		4 0 1 0 0 1 1
Ricky Gutierrez, R (1, 5) OBP: 0.313, SLG: 0.308		3-2 F8			4-0 BB BB BB	2-1 FC6-4		1-1 2B		3 0 1 0 1 0 1
41 Victor Martinez, S (1, 2) OBP: 0.250, SLG: 0.500		2-2 G4-3			0-1 F9		3-1 F9 PB 2B	1-3 K		4 1 1 0 0 1 2
John McDonald, R (1, 6) OBP: 0.279, SLG: 0.339		3-3 K			2-3 K		1-1 F9	1-1 G5-3		4 0 0 0 0 2 3
Zach Sorensen, S (1, 4) OBP: 0.200, SLG: 0.357 Brandon Phillips, R (7, PH) OBP: 0.248, SLG: 0.309			1-3 K		4-1 BB		4-1 PB HR BB		3-2 F9	1 0 0 0 1 1 0 1 1 0 0 1 0 0

Inning Stats	R: 1 E: 0 K: 1 S: 13	H: 2 LOB: 1 BB: 0 P: 20	R: 0 E: 0 K: 1 S: 9	H: 0 LOB: 0 BB: 0 P: 17	R: 0 E: 0 K: 1 S: 6	H: 0 LOB: 0 BB: 0 P: 10	R: 0 E: 0 K: 0 S: 7	H: 0 LOB: 0 BB: 1 P: 14	R: 0 E: 0 K: 1 S: 10	H: 0 LOB: 3 BB: 3 P: 25	R: 0 E: 0 K: 0 S: 9	H: 1 LOB: 1 BB: 0 P: 17	R: 3 E: 0 K: 0 S: 17	H: 3 LOB: 1 BB: 1 P: 33	R: 0 E: 0 K: 1 S: 13	H: 1 LOB: 1 BB: 0 P: 18	R: 0 E: 0 K: 1 S: 7	H: 0 LOB: 0 BB: 0 P: 13	1B: 2 2B: 3 3B: 0 HR: 2	SF: 0 SAC: 0 DP: 0 HBP: 0
--------------	-------------------------------	----------------------------------	------------------------------	----------------------------------	------------------------------	----------------------------------	------------------------------	----------------------------------	-------------------------------	----------------------------------	------------------------------	----------------------------------	-------------------------------	----------------------------------	-------------------------------	----------------------------------	------------------------------	----------------------------------	----------------------------------	------------------------------------

PITCHER	IP	WLS	BF	H	R	ER	SO	BB	IBB	HBP	BLK	WP	HR	S	P	ERA	WHIP
Ryan Dempster, R (1, 1) ERA: 6.21	6.1		26	4	2	2	4	4	0	0	0	0	1	58	111	2.84	1.263
Felix Heredia, L (7, 1) ERA: 2.64	0.1	B	4	2	2	2	0	1	0	0	0	0	1	12	22	54.00	9.000
Chris Reitsma, R (7, 1) ERA: 4.63	1.1	W	5	1	0	0	1	0	0	0	0	0	0	14	21	0.00	0.750
Scott Williamson, R (9, 1) ERA: 3.66	1.0	S	3	0	0	0	1	0	0	0	0	0	0	7	13	0.00	0.000

BOTTOM

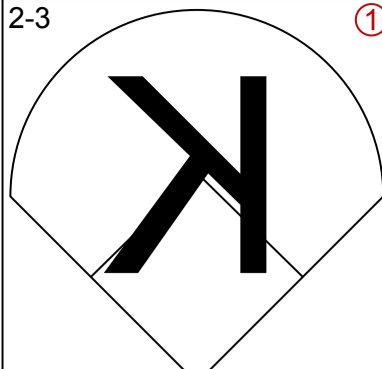
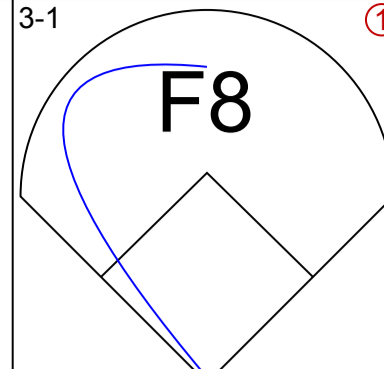
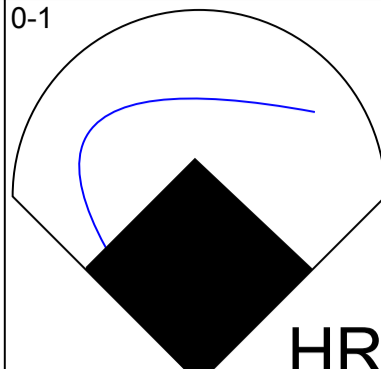
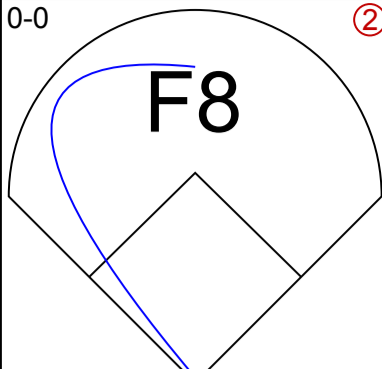
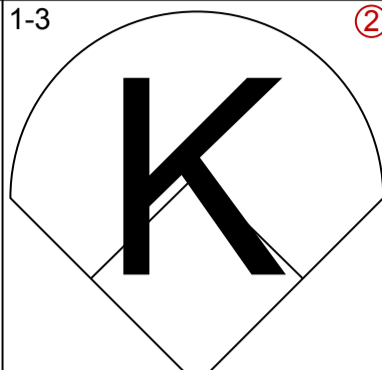
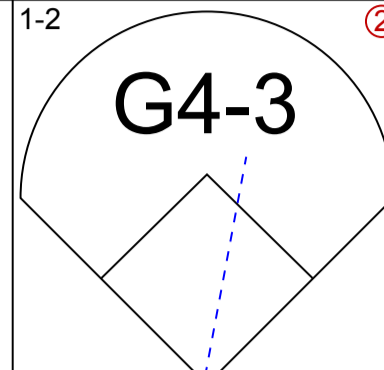
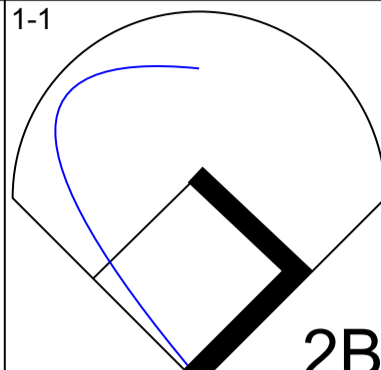
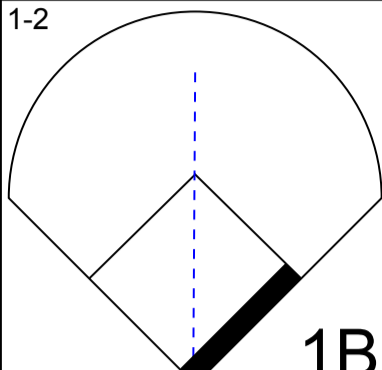
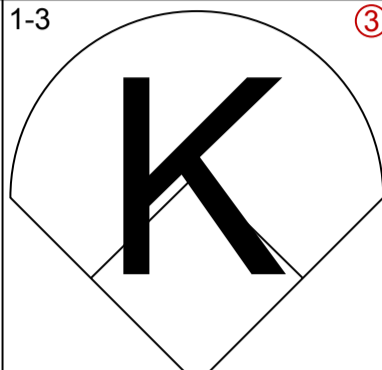
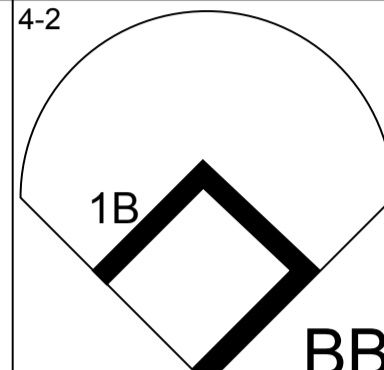
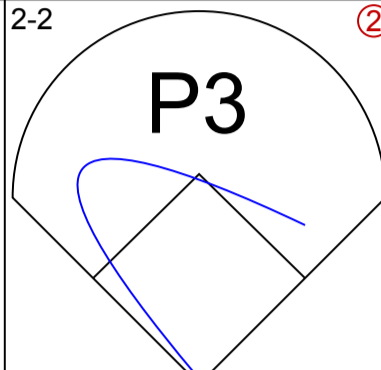
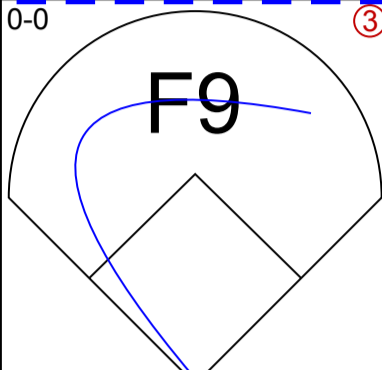
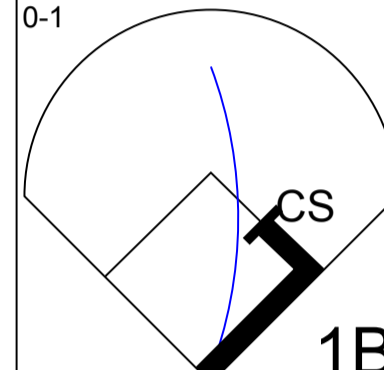
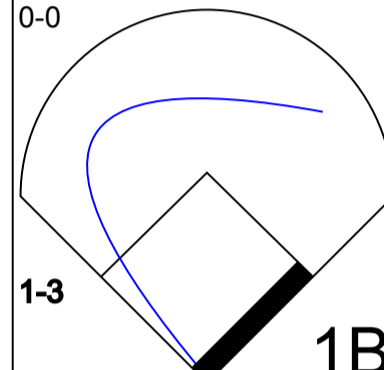
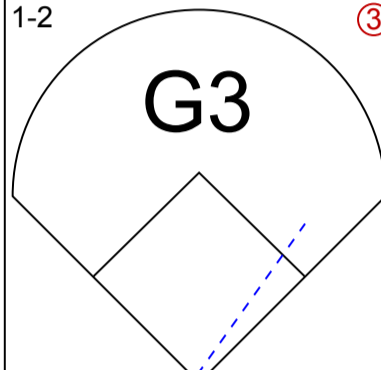
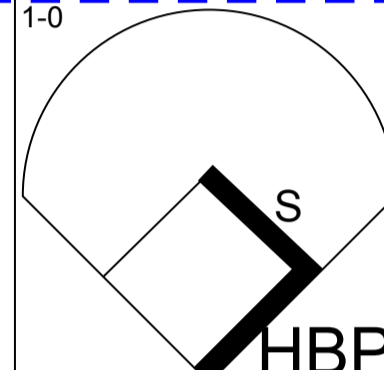
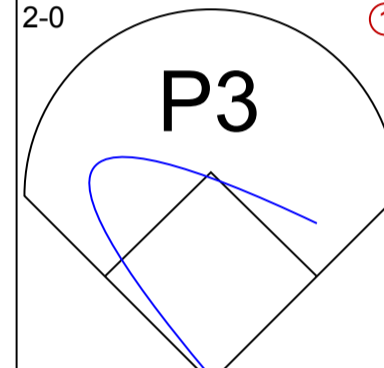
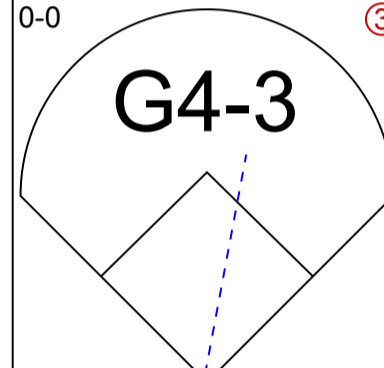
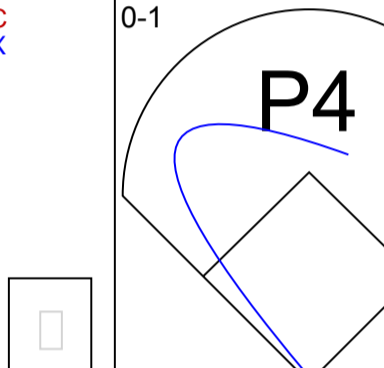
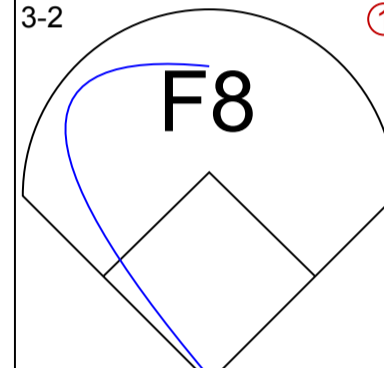
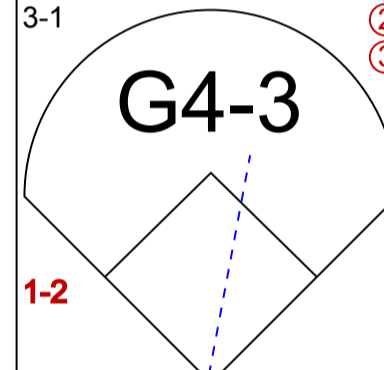
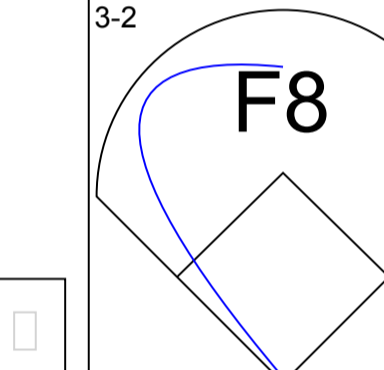
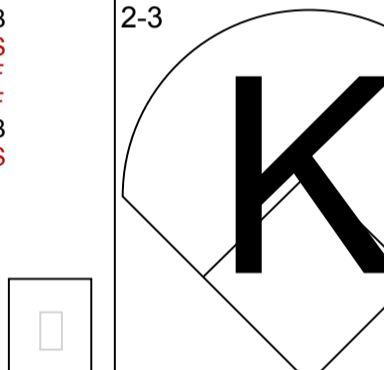
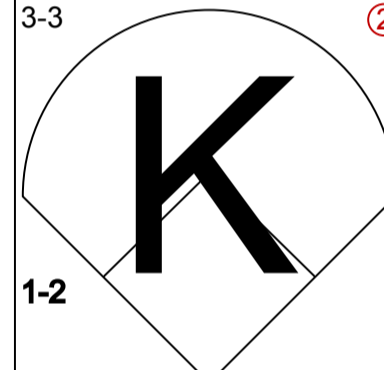
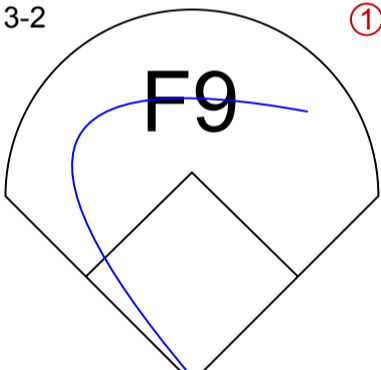
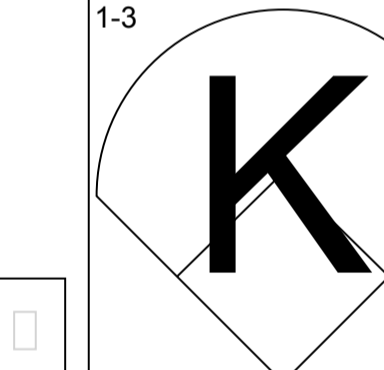
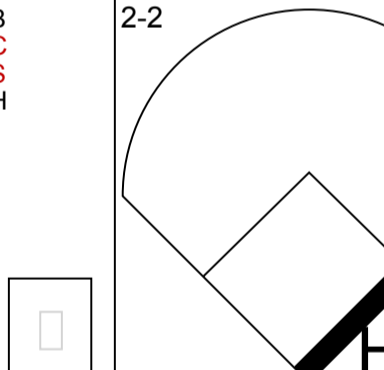
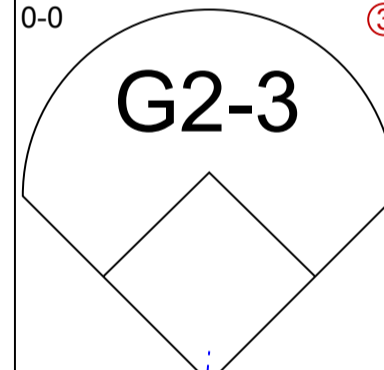
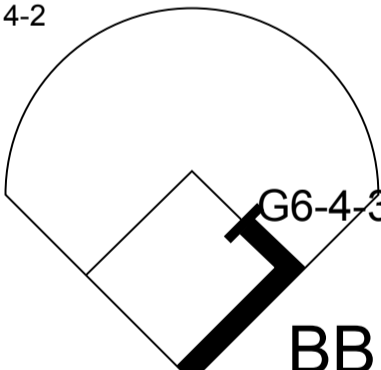
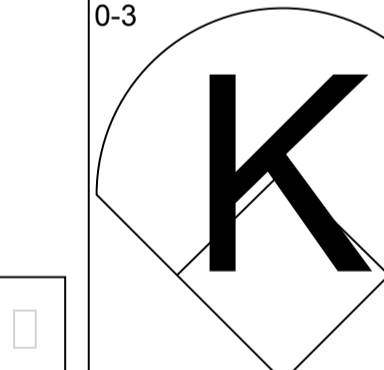
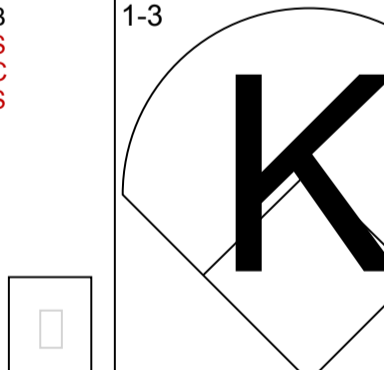
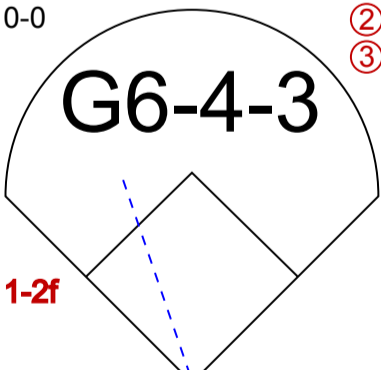
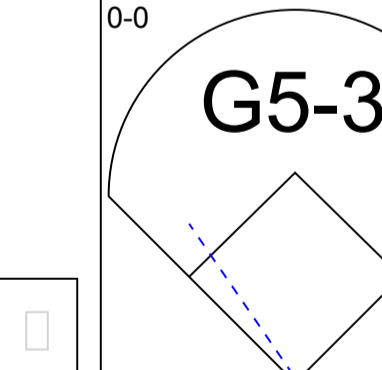
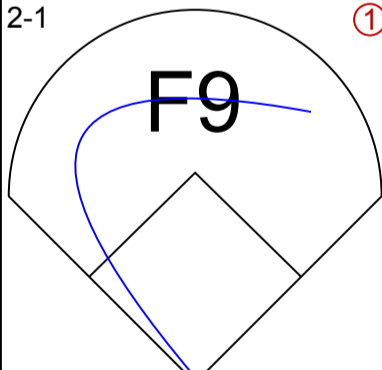
Cincinnati Reds @ Cleveland Indians
Jacobs Field, Cleveland, OH
 Sat Jun 28 2003, 1:05 PM EDT
 Att: 31,924 - Cloudy - 81 F

AB	33
R	4
H	7
RBI	3
BB	5
SO	6
LOB	14

C

WP: 0	PA: 38
PB: 2	
SB: 0	
CS: 1	

PITCHER	IP	WLS	BF	H	R	ER	SO	BB	IBB	HBP	BLK	WP	HR	S	P	ERA	WHIP
---------	----	-----	----	---	---	----	----	----	-----	-----	-----	----	----	---	---	-----	------

Batter	1	2	3	4	5	6	7	8	9	AB R H RBI BB SO LOB	TOP											
Adam Dunn, L (1, 10) OBP: 0.349, SLG: 0.519	2-3 			3-1 F8 		0-1 HR 		0-0 F8 		4 1 1 1 0 1 0	Cincinnati Reds @ Cleveland Indians Jacobs Field, Cleveland, OH Sun Jun 29 2003, 1:05 PM EDT Att. 28,433 - Overcast - 76 F											
Barry Larkin, R (1, 6) OBP: 0.352, SLG: 0.377	1-3 K 			1-2 G4-3 		1-1 2B 		1-2 1B 		4 0 2 0 0 1 0												
Ken Griffey Jr., L (1, 8) OBP: 0.359, SLG: 0.504	1-3 K 			4-2 1B BB 		2-2 P3 		0-0 F9 		3 0 0 0 1 1 2												
Jose Guillen, R (1, 9) Wily Mo Peña, R (9, PR) OBP: 0.401, SLG: 0.630 OBP: 0.114, SLG: 0.147		0-1 CS 1B 		0-0 1B 		1-2 G3 		1-0 S HBP 		3 0 2 0 0 0 1 0 0 0 0 0 0 0												
Sean Casey, L (1, 3) OBP: 0.349, SLG: 0.425		2-0 SAFE P3 		0-0 G4-3 		0-1 P4 		3-2 F8 		4 0 0 0 0 0 4												
Russell Bryanan, L (1, 5) OBP: 0.359, SLG: 0.355		SAFE 3-1 G4-3 		3-2 F8 		2-3 K 		3-3 K 		4 0 0 0 0 2 2												
Jason LaRue, R (1, 2) Kelly Stinnett, R (7, PR) OBP: 0.340, SLG: 0.471 OBP: 0.303, SLG: 0.434			3-2 F9 		1-3 K 		2-2 HBP 		0-0 G2-3 			2 0 0 0 0 1 0 1 0 0 0 0 0 2										
Reggie Taylor, L (1, 7) OBP: 0.253, SLG: 0.345			4-2 G6-4-3 BB 		0-3 K 		1-3 K 			2 0 0 0 1 2 1												
Juan Castro, R (1, 4) OBP: 0.264, SLG: 0.366			SAFE SAFE 0-0 G6-4-3 		0-0 G5-3 			2-1 F9 		3 0 0 0 0 0 1												
Inning Stats	R: 0 E: 0 K: 3 S: 9	H: 0 LOB: 0 BB: 0 P: 13	R: 0 E: 0 K: 0 S: 5	H: 1 LOB: 0 BB: 0 P: 10	R: 0 E: 0 K: 0 S: 7	H: 0 LOB: 0 BB: 1 P: 14	R: 0 E: 0 K: 0 S: 11	H: 1 LOB: 2 BB: 1 P: 19	R: 0 E: 0 K: 2 S: 12	H: 0 LOB: 0 BB: 0 P: 16	R: 1 E: 0 K: 0 S: 11	H: 2 LOB: 1 BB: 0 P: 15	R: 0 E: 0 K: 2 S: 11	H: 0 LOB: 1 BB: 0 P: 16	R: 0 E: 0 K: 0 S: 8	H: 1 LOB: 1 BB: 0 P: 11	R: 0 E: 0 K: 1 S: 8	H: 0 LOB: 2 BB: 0 P: 15	1B: 3 2B: 1 3B: 0 HR: 1	SF: 0 SAC: 0 DP: 1 HBP: 2	WP: 0 PB: 0 SB: 1 CS: 1	PA: 34
PITCHER	IP WLS BF H R ER SO BB IBB HBP BLK WP HR S P ERA WHIP																					
Jason Davis, R (1, 1) ERA: 4.53	7.2 W 29 5 1 1 7 2 0 1 0 0 1 73 113 1.17 0.913																					
Terry Mulholland, L (8, 1) ERA: 3.74	0.1 H 1 0 0 0 0 0 0 0 0 0 0 0 1 1 0.00 0.000																					
Danys Baez, R (9, 1) ERA: 3.6	1.0 S 4 0 0 0 1 0 0 0 1 0 0 0 8 15 0.00 0.000																					

AB	30
R	1
H	5
RBI	1
BB	2
SO	8
LOB	13



Batter	1	2	3	4	5	6	7	8	9
Coco Crisp, S OBP: 0.284, SLG: 0.288 (1, 10)	4-2 BB BB E BB	0-2 G6-3		0-0 F7			2-2 G3		
Matt Lawton, L OBP: 0.329, SLG: 0.390 (1, 7)	SAFE SAFE SAFE SAFE SAFE SAFE SAFE SAFE SAFE SAFE SAFE SAFE SAFE SAFE SAFE SAFE SAFE SAFE SAFE SAFE	4-2 FC6-4 BB 1-2 BB	2-1 G3-1		3-2 G4-3		4-1 G4-3 BB		
Milton Bradley, S OBP: 0.444, SLG: 0.523 (1, 8)	2-2 FC6-4 BB 1-2f 2-H		2-2 G3		1-1 G3		2-2 G4-3		
Jody Gerut, L OBP: 0.324, SLG: 0.491 (1, 9)	4-1 G1-6-3 BB 1-2 BB		0-1 G1-3		1-2 CS 1B		2-0 G4-3		
Ben Broussard, L OBP: 0.320, SLG: 0.434 (1, 3)	3-2 G1-6-3 1-2f			4-2 SH 41 G4-3 BB	2-2 CS	2-2 F7	4-0 IBB		
Ricky Gutierrez, R OBP: 0.263, SLG: 0.250 (1, 5)		1-3 K		0-1 SH 41 G4-3 3B		0-0 G5-3	0-3 K		
41 Victor Martinez, S OBP: 0.143, SLG: 0.286 (1, 2)		2-1 F8		0-0 G4-3		1-1 G3-1			
John McDonald, R OBP: 0.288, SLG: 0.341 (1, 6)		4-2 1B BB		1-3 K		3-2 CS 1B			
Brandon Phillips, R OBP: 0.253, SLG: 0.321 (1, 4)		1-1 1B		0-0 3B		0-2 G5-3			

Inning Stats	R: 1	H: 0	E: 1	LOB: 1	K: 0	BB: 3	S: 13	R: 0	H: 1	E: 0	LOB: 2	K: 1	BB: 1	S: 14	R: 0	H: 0	E: 0	LOB: 0	K: 0	BB: 0	S: 7	R: 2	H: 1	E: 1	LOB: 1	K: 1	BB: 1	S: 10	R: 0	H: 1	E: 0	LOB: 0	K: 0	BB: 0	S: 11	R: 0	H: 0	E: 0	LOB: 0	K: 0	BB: 0	S: 7	R: 0	H: 1	E: 0	LOB: 0	K: 0	BB: 0	S: 12	R: 0	H: 0	E: 0	LOB: 2	K: 1	BB: 2	S: 8	1B: 3	SF: 0	2B: 0	SAC: 1	3B: 1	DP: 1	HR: 0	HBP: 0
--------------	------	------	------	--------	------	-------	-------	------	------	------	--------	------	-------	-------	------	------	------	--------	------	-------	------	------	------	------	--------	------	-------	-------	------	------	------	--------	------	-------	-------	------	------	------	--------	------	-------	------	------	------	------	--------	------	-------	-------	------	------	------	--------	------	-------	------	-------	-------	-------	--------	-------	-------	-------	--------

PITCHER	IP	WLS	BF	H	R	ER	SO	BB	IBB	HBP	BLK	WP	HR	S	P	ERA	WHIP
Jimmy Haynes, R ERA: 5.9 (1, 1)	6.0	L	25	3	3	0	2	5	0	0	0	0	0	62	106	0.00	1.333
Brian Reith, R ERA: 4.12 (7, 1)	2.0		8	1	0	0	1	1	1	0	0	0	0	20	37	0.00	1.000

BOTTOM

Cincinnati Reds @ Cleveland Indians
Jacobs Field, Cleveland, OH

Sun Jun 29 2003, 1:05 PM EDT
Att. 28,433 - Overcast - 76 F

AB	25
R	3
H	4
RBI	2
BB	7
SO	3
LOB	13



WP	PA	ERA	WHIP
0	34		

Batter	1	2	3	4	5	6	7	8	9	AB R H RBI BB SO LOB	TOP											
Coco Crisp, S OBP: 0.300, SLG: 0.310 (1, 7) X	0-0 1B BB 1B		1-2 F9		4-0 2B SF7 BB	0-1 1B 2B		1-0 F8	1-2 G3	5 2 2 0 1 0 0												
Matt Lawton, L OBP: 0.338, SLG: 0.402 (1, 9) SAFE	4-0 1B 1-2 BB		1-1 1B		2-0 2B 1-3	4-2 1B BB		3-0 1B 2B	3-3 K	4 2 3 0 2 1 0												
Milton Bradley, S OBP: 0.445, SLG: 0.523 (1, 8) C X	0-1 G4-6-3 1-2 2-3 1B		1-1 F8		1-0 SF7 3-H	3-1 WP 1B 1-3 2-H		4-0 1B HR IBB	2-3 K	4 1 2 2 1 1 1												
Jody Gerut, L OBP: 0.326, SLG: 0.494 (1, 10) C S S	0-3 K		0-1 L7		1-2 1B SF8 2-H	0-1 F8		1-2 1-3 2-H HR 1B		5 2 2 2 0 1 5												
Ben Broussard, L OBP: 0.323, SLG: 0.429 (1, 3) F B B X	2-1 G4-6-3 1-2f			1-0 G3	2-1 41 1B 2B 1B 2-3	2-1 F8 2-3		4-0 HR IBB		4 2 1 0 1 0 4												
Casey Blake, R OBP: 0.330, SLG: 0.414 (1, 5) F B B B B		4-1 BB		0-0 FC5 41 1B 1B	2-0 SF8 3-H		2-2 G6-3	0-0 HR 1-H 2-H 3-H		3 1 2 5 1 0 0												
41 Victor Martinez, S OBP: 0.333, SLG: 0.500 (1, 2) F 1 SAFE		2-2 F8		1-1 1-2 1B	2-1 2B 1B 1-2		2-3 K	0-0 2B		5 0 3 0 0 1 1												
Ricky Gutierrez, R OBP: 0.292, SLG: 0.333 (1, 6) B X		1-0 L4		2-1 F7 1-3 2-H 2B	1-2 2B		1-1 1B	0-3 K		5 0 2 1 0 1 4												
Brandon Phillips, R OBP: 0.248, SLG: 0.315 (1, 4) B B B X		3-1 G5-3		0-0 FC5 2-3f	1-0 F9		2-0 F8	0-0 P5		5 0 0 0 0 0 7												
Inning Stats	R: 0 E: 0 K: 1 S: 8	H: 2 LOB: 2 BB: 1 P: 14	R: 0 E: 0 K: 0 S: 8	H: 0 LOB: 1 BB: 1 P: 18	R: 0 E: 0 K: 0 S: 9	H: 1 LOB: 1 BB: 0 P: 12	R: 0 E: 0 K: 0 S: 7	H: 2 LOB: 2 BB: 0 P: 11	R: 4 E: 0 K: 0 S: 15	H: 5 LOB: 2 BB: 1 P: 31	R: 1 E: 0 K: 1 S: 10	H: 2 LOB: 1 BB: 1 P: 19	R: 0 E: 0 K: 1 S: 10	H: 1 LOB: 1 BB: 0 P: 17	R: 5 E: 0 K: 1 S: 11	H: 4 LOB: 1 BB: 2 P: 24	R: 0 E: 0 K: 2 S: 13	H: 0 LOB: 0 BB: 0 P: 19	1B: 10 2B: 6 3B: 0 HR: 1	SF: 2 SAC: 0 DP: 1 HBP: 0	WP: 1 PB: 0 SB: 0 CS: 0	PA: 48
PITCHER	IP WLS BF H R ER SO BB IBB HBP BLK WP HR S P ERA WHIP																					
Brad Voyles, R ERA: 5.79 (1, 1)	4.1 L 23 8 4 4 1 3 0 0 0 0 0 0 39 72 8.31 2.538																					
Sean Lowe, R ERA: 4.68 (5, 1)	1.2 9 4 1 1 0 1 0 0 0 1 0 18 33 5.40 3.000																					
51 Kris Wilson, R ERA: 5.79 (7, 1)	2.0 13 5 5 5 2 0 2 0 0 0 1 21 41 22.50 2.500																					
D.J. Carrasco, R ERA: 3.61 (9, 1)	1.0 3 0 0 0 0 2 0 0 0 0 0 0 13 19 0.00 0.000																					

Cleveland Indians @ Kansas City Royals
Kauffman Stadium, Kansas City, MO
 Mon Jun 30 2003, 4:05 PM CDT
 Cloudy - 82 F

AB	40
R	10
H	17
RBI	10
BB	6
SO	5
LOB	22



WP: 1	PA: 48
PB: 0	
SB: 0	
CS: 0	

PITCHER	IP	WLS	BF	H	R	ER	SO	BB	IBB	HBP	BLK	WP	HR	S	P	ERA	WHIP
Brad Voyles, R	4.1	L	23	8	4	4	1	3	0	0	0	0	0	39	72	8.31	2.538
Sean Lowe, R	1.2		9	4	1	1	0	1	0	0	0	1	0	18	33	5.40	3.000
51 Kris Wilson, R	2.0		13	5	5	5	2	0	2	0	0	0	1	21	41	22.50	2.500
D.J. Carrasco, R	1.0		3	0	0	0	2	0	0	0	0	0	0	13	19	0.00	0.000

Batter	1	2	3	4	5	6	7	8	9	AB	R	H	RBI	BB	SO	LOB
Desi Relaford, S OBP: 0.344, SLG: 0.440 (1, 4) Aaron Guiel, L OBP: 0.351, SLG: 0.462 (9, PH)	3-2 P2			1-0 F8		0-2 G4-6-3	0-0 F8		2-3 K	4	0	0	0	0	0	5
Joe Randa, R OBP: 0.296, SLG: 0.396 (1, 5)	2-3 K			1-1 G6-3		2-2 F8		3-1 L7		4	0	0	0	0	1	1
Carlos Beltrán, S OBP: 0.394, SLG: 0.476 (1, 8)	1-2 F7			4-1 BB			4-2 E BB	2-1 F9		2	1	0	0	2	0	0
Ken Harvey, R OBP: 0.306, SLG: 0.410 (1, 10)			0-3 K	1-3 K			0-0 E4 1B	1-0 F9		4	1	0	0	0	2	2
Raul Ibanez, L OBP: 0.340, SLG: 0.454 (1, 7) (8, 3)			1-0 1B		1-1 F7		4-2 1B BB		0-2 3B 2B	3	1	2	0	1	0	0
4 Angel Berroa, R OBP: 0.339, SLG: 0.449 (1, 6)			2-2 L5-3		1-2 G5-3		1-0 L6		4-2 3B BB	3	1	0	0	1	0	4
Michael Tucker, L OBP: 0.341, SLG: 0.471 (1, 9) (8, 7)			1-0 G4-3		2-3 K		2-2 E1 1B		1-2 SF7 3B	4	1	1	2	0	1	2
Morgan Burkhardt, S OBP: 0.500, SLG: 0.429 Carlos Febles, R OBP: 0.278, SLG: 0.270 (7, PR) (8, 4)			1-1 G5-3			1-0 G4-6-3 1B	0-1 1B		0-1 G3	3	0	2	1	0	0	0
Brent Mayne, L OBP: 0.310, SLG: 0.364 (1, 2)			2-3 K			1-1 G4-6-3 1B	0-3 K		0-0 SF7	1	0	1	1	0	2	3

Inning Stats	R: 0	H: 0	E: 0	K: 1	S: 10	R: 0	H: 1	E: 0	K: 1	S: 8	R: 0	H: 0	E: 0	K: 1	S: 8	R: 0	H: 0	E: 0	K: 1	S: 8	R: 0	H: 2	E: 2	K: 1	S: 16	R: 0	H: 0	E: 0	K: 0	S: 5	R: 3	H: 2	E: 0	K: 1	S: 15	1B: 4	2B: 2	3B: 1	SF: 1	SAC: 0	DP: 2	HBP: 0	WP: 0	PA: 37
--------------	------	------	------	------	-------	------	------	------	------	------	------	------	------	------	------	------	------	------	------	------	------	------	------	------	-------	------	------	------	------	------	------	------	------	------	-------	-------	-------	-------	-------	--------	-------	--------	-------	--------

PITCHER	IP	WLS	BF	H	R	ER	SO	BB	IBB	HBP	BLK	WP	HR	S	P	ERA	WHIP
31 Cliff Lee, L ERA: 0.00	(1, 1)	6.0	W	23	3	2	0	5	3	0	0	0	0	57	93	0.00	1.000
Jason Boyd, R ERA: 4.13	(7, 1)	0.2	H	4	1	0	0	1	0	0	0	0	0	9	12	0.00	1.500
David Riske, R ERA: 3.19	(7, 1)	0.1	H	1	0	0	0	0	0	0	0	0	0	1	1	0.00	0.000
Nick Bierbrodt, L ERA: 9.38	(8, 1)	2.0		9	2	3	3	1	1	0	0	0	0	20	33	13.50	1.500

BOTTOM

Cleveland Indians @ Kansas City Royals
Kauffman Stadium, Kansas City, MO
Mon Jun 30 2003, 4:05 PM CDT
Cloudy - 82 F

livebaseballscorecards.com

AB	32
R	5
H	6
RBI	4
BB	4
SO	7
LOB	18



Batter	1	2	3	4	5	6	7	8	9	AB R H RBI BB SO LOB	TOP																									
Coco Crisp, S OBP: 0.294, SLG: 0.303 (1, 7) B C B X	2-1 HR 1B	1-3 SAFE		2-0 P6 1-2 2-3		3-1 F8		2-2 G3-1 1-2		5 1 1 0 0 1 4																										
Matt Lawton, L OBP: 0.339, SLG: 0.413 (1, 10) C X	0-1 HR 1-H	2-2 F9		0-0 F7		2-3 K		1-1 G3-6-3 1B		5 1 2 2 0 1 3																										
Milton Bradley, S OBP: 0.441, SLG: 0.516 (1, 8) F F B B C T	2-3 K		2-2 G5-3		1-0 HR 1B	3-1 P5		2-2 G3-6-3 1-2f		5 1 1 0 0 1 1																										
Jody Gerut, L OBP: 0.333, SLG: 0.511 (1, 9) C B B X	2-1 HR 1B		2-3 K		0-1 HR 1-H		0-0 G1-3		4-2 BB	4 2 2 2 1 1 0																										
Casey Blake, R OBP: 0.335, SLG: 0.430 (1, 5) B F F B B 1 X SAFE	3-2 HR 1-H		3-1 1B		1-0 CS 1B 1B		0-1 G5-3		3-3 K	5 1 3 2 0 1 1																										
Shane Spencer, R OBP: 0.311, SLG: 0.345 (1, 3) Ben Broussard, L OBP: 0.323, SLG: 0.429 (7, 3) C B B B S	2-3 K		2-2 G6-3		1-0 WP CS HR 1-2 1B		0-0 2B			4 1 2 0 0 1 1 0 0 0 0 0 0 0																										
Tim Laker, R OBP: 0.295, SLG: 0.417 (1, 2) C B B F C X	1-2 G5-3			4-1 PB 1B BB	2-2 HR 1-H 2-3		2-3 K			3 1 1 2 1 1 1																										
Brandon Phillips, R OBP: 0.245, SLG: 0.310 (1, 4) C S X		0-2 G1-3		1-2 L5	1-0 P4		0-3 K			4 0 0 0 0 1 1																										
Zach Sorensen, S OBP: 0.316, SLG: 0.412 (1, 6) B B X		2-0 1B		1-0 PB 1B 1-2	1-2 F9		4-2 CS BB			3 0 2 0 1 0 0																										
Inning Stats	R: 4 E: 0 K: 2 S: 23	H: 4 LOB: 0 BB: 0 P: 35	R: 0 E: 0 K: 1 S: 10	H: 1 LOB: 1 BB: 0 P: 15	R: 0 E: 0 K: 1 S: 12	H: 1 LOB: 1 BB: 0 P: 21	R: 0 E: 0 K: 0 S: 7	H: 1 LOB: 2 BB: 1 P: 15	R: 4 E: 0 K: 1 S: 12	H: 5 LOB: 0 BB: 0 P: 19	R: 0 E: 0 K: 1 S: 7	H: 0 LOB: 0 BB: 0 P: 15	R: 0 E: 0 K: 1 S: 7	H: 1 LOB: 1 BB: 0 P: 9	R: 0 E: 0 K: 1 S: 9	H: 0 LOB: 0 BB: 1 P: 15	R: 0 E: 0 K: 1 S: 10	H: 1 LOB: 1 BB: 1 P: 20	1B: 9 2B: 1 3B: 0 HR: 4	SF: 0 SAC: 0 DP: 1 HBP: 0	WP: 1 PB: 1 SB: 0 CS: 3	PA: 41														
PITCHER	IP WLS BF H R ER SO BB IBB HBP BLK WP HR S P ERA WHIP																																			
Kyle Snyder, R ERA: 4.62 (1, 1)	4.0		20	7	4	4	4	1	0	0	0	0	2	52	86	9.00	2.000																			
Les Walrond, L ERA: 10.13 (5, 1)	0.1	L	5	5	4	4	0	0	0	0	0	1	2	8	13	108.00	15.000																			
Nate Field, R ERA: 1.93 (5, 1)	3.2		12	1	0	0	3	1	0	0	0	0	0	27	45	0.00	0.545																			
Jason Grimsley, R ERA: 3.8 (9, 1)	1.0		4	1	0	0	1	1	0	0	0	0	0	10	20	0.00	2.000																			

Cleveland Indians @ Kansas City Royals
Kauffman Stadium, Kansas City, MO

Mon Jun 30 2003, 4:10 PM CDT
Att. 14,645 - Cloudy - 80 F

AB	38
R	8
H	14
RBI	8
BB	3
SO	8
LOB	12



WP: 1	PA: 41
PB: 1	
SB: 0	
CS: 3	

PITCHER	IP	WLS	BF	H	R	ER	SO	BB	IBB	HBP	BLK	WP	HR	S	P	ERA	WHIP
Kyle Snyder, R	4.0		20	7	4	4	4	1	0	0	0	0	2	52	86	9.00	2.000
Les Walrond, L	0.1	L	5	5	4	4	0	0	0	0	0	1	2	8	13	108.00	15.000
Nate Field, R	3.2		12	1	0	0	3	1	0	0	0	0	0	27	45	0.00	0.545
Jason Grimsley, R	1.0		4	1	0	0	1	1	0	0	0	0	0	10	20	0.00	2.000

Batter	1	2	3	4	5	6	7	8	9	AB	R	H	RBI	BB	SO	LOB
Aaron Guiel, L OBP: 0.342, SLG: 0.457 (1, 9)	0-1 F8	1-2 1B 2B	1-1 F7			3-2 F9			1-2 G4-3	5	0	1	0	0	0	2
Joe Randa, R OBP: 0.301, SLG: 0.398 (1, 5)	2-2 1B HR HBP	1-1 FC6-4 1B			1-3 K		1-0 G5-3		0-1 1B	4	1	2	0	0	1	0
Carlos Beltrán, S OBP: 0.387, SLG: 0.465 (1, 8)	1-1 F9	0-1 FC6-4			2-2 G6-3		1-2 G3		1-1 L9	5	0	0	0	0	0	4
Ken Harvey, R OBP: 0.310, SLG: 0.425 (1, 3)	1-1 1B HR		1-0 HR		0-0 G6-3		2-1 G6-3			4	2	2	1	0	0	0
Raul Ibanez, L OBP: 0.339, SLG: 0.461 (1, 7)	1-0 HR		2-1 G1-3		1-3 K		2-2 P5			4	1	1	3	0	1	0
4 Angel Berroa, R OBP: 0.345, SLG: 0.457 (1, 6)	2-2 1B		2-1 F8 1B 2B		2-2 G6-3		0-0 1B			4	1	3	0	0	0	0
Morgan Burkhardt, S OBP: 0.333, SLG: 0.273 (1, 10)	2-0 L5		0-0 F8		1-1 F9		2-2 F8			4	0	0	0	0	0	3
Mike DiFelice, R OBP: 0.313, SLG: 0.431 (1, 2)		2-1 G5-3	4-1 1B BB		2-2 G6-3		3-2 L6			3	0	0	0	1	0	1
Carlos Febles, R OBP: 0.279, SLG: 0.271 Michael Tucker, L OBP: 0.340, SLG: 0.469 (9, PH)		2-3 K	2-2 1B		2-1 F9		1-3 K			3	0	1	1	0	1	0
			1-3 3-H 1B							1	0	0	0	0	1	0

Inning Stats	R: 3	H: 3	LOB: 1	K: 0	P: 25	R: 0	H: 2	LOB: 2	K: 1	P: 18	R: 2	H: 3	LOB: 2	K: 0	P: 24	R: 0	H: 0	LOB: 0	K: 1	P: 11	R: 0	H: 0	LOB: 0	K: 1	P: 13	R: 0	H: 0	LOB: 0	K: 0	P: 15	R: 0	H: 1	LOB: 1	K: 0	P: 20	R: 0	H: 1	LOB: 1	K: 1	P: 13	1B: 6	SF: 0	2B: 2	SAC: 0	3B: 0	DP: 0	HR: 2	HBP: 1	WP: 0	PA: 39
--------------	------	------	--------	------	-------	------	------	--------	------	-------	------	------	--------	------	-------	------	------	--------	------	-------	------	------	--------	------	-------	------	------	--------	------	-------	------	------	--------	------	-------	------	------	--------	------	-------	-------	-------	-------	--------	-------	-------	-------	--------	-------	--------

PITCHER	IP	WLS	BF	H	R	ER	SO	BB	IBB	HBP	BLK	WP	HR	S	P	ERA	WHIP
Brian Anderson, L ERA: 4.27 (1, 1)	6.0	W	28	8	5	5	3	1	0	1	0	0	2	65	106	7.50	1.500
Jason Boyd, R ERA: 3.99 (7, 1)	1.0	H	3	0	0	0	0	0	0	0	0	0	0	6	10	0.00	0.000
David Riske, R ERA: 3.11 (8, 1)	1.0	H	4	1	0	0	0	0	0	0	0	0	0	13	20	0.00	1.000
Danys Baez, R ERA: 3.51 (9, 1)	1.0	S	4	1	0	0	1	0	0	0	0	0	0	10	13	0.00	1.000

BOTTOM

Cleveland Indians @ Kansas City Royals
Kauffman Stadium, Kansas City, MO

Mon Jun 30 2003, 4:10 PM CDT
Att: 14,645 - Cloudy - 80 F

livebaseballscorecards.com

AB	37
R	5
H	10
RBI	5
BB	1
SO	4
LOB	10



Batter	1	2	3	4	5	6	7	8	9	AB	R	H	RBI	BB	SO	LOB
Desi Relaford, S OBP: 0.343, SLG: 0.437 (1, 4)	1-1 F9	1-3 K		2-2 2B 1B		1-0 F8				4	1	1	0	0	1	2
Joe Randa, R OBP: 0.304, SLG: 0.414 (1, 5)	0-1 G6-3	3-2 HR		0-1 1B 2B		3-2 F9				4	2	2	4	0	0	0
Carlos Beltrán, S OBP: 0.392, SLG: 0.468 (1, 8)	4-0 BLK S BB	1-0 1B		0-0 1B 1B			1-1 F7			3	0	2	1	1	0	0
Raul Ibanez, L OBP: 0.341, SLG: 0.460 (1, 3)	4-1 BLK BB	0-0 L7		1-2 FC6-4 1B			3-2 P5			3	0	1	0	1	0	1
Ken Harvey, R OBP: 0.305, SLG: 0.418 (1, 10)	2-3 K 1-2 2-3			0-0 FC6-4			0-3 K			4	0	0	0	0	2	4
Michael Tucker, L OBP: 0.339, SLG: 0.464 (1, 7)		4-2 2B 4 G6-3 BB		1-2 F7		0-0 L7		0-3 K		3	1	0	0	1	1	0
Aaron Guiel, L OBP: 0.337, SLG: 0.459 (1, 9)		3-1 1B HR 2B		2-0 F8		0-1 F7		0-0 P4		4	1	1	0	0	0	0
4 Angel Berroa, R OBP: 0.340, SLG: 0.451 (1, 6)		1-2 G6-3		0-0 G5-3		1-1 F9		1-1 F8		4	0	0	1	0	0	1
Brent Mayne, L OBP: 0.311, SLG: 0.364 (1, 2)		0-1 WP HR 1B		0-1 G5-3			1-1 G3			3	1	1	0	0	0	0

Inning Stats	R: 0	H: 0	E: 0	K: 1	S: 8	R: 4	H: 4	E: 0	K: 1	S: 24	R: 0	H: 0	E: 0	K: 0	S: 5	R: 2	H: 4	E: 0	K: 0	S: 13	R: 0	H: 0	E: 0	K: 0	S: 5	R: 0	H: 0	E: 0	K: 1	S: 10	R: 0	H: 0	E: 0	K: 1	S: 8	R: 0	H: 0	E: 0	K: 1	S: 6	1B: 5	2B: 2	3B: 0	HR: 1	SF: 0	SAC: 0	DP: 0	HBP: 0	WP: 1	PB: 0	SB: 1	CS: 0	PA: 35
--------------	------	------	------	------	------	------	------	------	------	-------	------	------	------	------	------	------	------	------	------	-------	------	------	------	------	------	------	------	------	------	-------	------	------	------	------	------	------	------	------	------	------	-------	-------	-------	-------	-------	--------	-------	--------	-------	-------	-------	-------	--------

PITCHER	IP	WLS	BF	H	R	ER	SO	BB	IBB	HBP	BLK	WP	HR	S	P	ERA	WHIP
Ricardo Rodriguez, R ERA: 5.73 (1, 1)	1.2	L	12	4	4	4	2	3	0	0	1	1	1	31	55	21.60	4.200
Terry Mulholland, L ERA: 3.86 (2, 1)	3.1		14	4	2	2	0	0	0	0	0	0	0	24	31	5.40	1.200
Jack Cressend, R ERA: (6, 1)	2.0		6	0	0	0	1	0	0	0	0	0	0	18	27	0.00	0.000
Alex Herrera, L ERA: (8, 1)	1.0		3	0	0	0	1	0	0	0	0	0	0	6	7	0.00	0.000

BOTTOM

Cleveland Indians @ Kansas City Royals
Kauffman Stadium, Kansas City, MO

Tue Jul 01 2003, 7:05 PM CDT
Att: 12,831 - Cloudy - 83 F

livebaseballscorecards.com

AB	32
R	6
H	8
RBI	6
BB	3
SO	4
LOB	8



Batter	1	2	3	4	5	6	7	8	9	AB R H RBI BB SO LOB	TOP	
Coco Crisp, S OBP: 0.290, SLG: 0.325 (1, 7) C B X	1-1 G4-6-3 1B		1-2 SF8		0-1 G6-3			2-0 F8		3 0 1 1 0 0 0		
Matt Lawton, L OBP: 0.337, SLG: 0.418 (1, 9) F X SAFE	0-1 G4-6-3 1-2f		1-0 L4			0-0 G3			1-2 L4	4 0 0 0 0 0 2		
Milton Bradley, S OBP: 0.436, SLG: 0.510 (1, 8) C B C B B F C	3-3 K			0-2 G3-1		1-3 K			2-2 P4	4 0 0 0 0 2 0		
Shane Spencer, R OBP: 0.320, SLG: 0.364 (1, 10) B B B B B		4-0 G4-6-3 BB		2-2 HR		0-0 G5-3			4-1 BB	2 1 1 1 2 0 0		
Casey Blake, R OBP: 0.329, SLG: 0.421 (1, 5) X		0-0 F8		0-0 F9			1-0 P4		0-0 G5-3	4 0 0 0 0 0 2		
Tim Laker, R OBP: 0.297, SLG: 0.414 (1, 2) B B C B C X		2-1 G4-6-3 1-2f		3-2 FC6 1B		2-2 G5-3				3 0 1 0 0 0 1		
Ben Broussard, L OBP: 0.327, SLG: 0.421 (1, 3) X			0-0 P5	0-1 FC6 1-2f		2-2 F8				3 0 0 0 0 0 1		
Brandon Phillips, R OBP: 0.246, SLG: 0.310 (1, 4) X			0-0 2 1B SF8 1B		1-2 2 G5-4-3 1B		0-1 P6			3 1 2 0 0 0 0		
2 Jhonny Peralta, R OBP: 0.241, SLG: 0.185 (1, 6) X C C X			0-2 1-3 1B		1-0 G5-4-3 1-2f		2-3 K			3 0 1 0 0 1 1		
Inning Stats	R: 0 H: 1 E: 0 LOB: 0 K: 1 BB: 0 S: 8 P: 12	R: 0 H: 0 E: 0 LOB: 0 K: 0 BB: 1 S: 3 P: 9	R: 1 H: 2 E: 0 LOB: 1 K: 0 BB: 0 S: 9 P: 11	R: 1 H: 2 E: 0 LOB: 1 K: 0 BB: 0 S: 12 P: 17	R: 0 H: 1 E: 0 LOB: 0 K: 0 BB: 0 S: 7 P: 9	R: 0 H: 0 E: 0 LOB: 0 K: 1 BB: 0 S: 5 P: 6	R: 0 H: 0 E: 0 LOB: 0 K: 0 BB: 0 S: 9 P: 14	R: 0 H: 0 E: 0 LOB: 0 K: 1 BB: 0 S: 6 P: 10	R: 0 H: 0 E: 0 LOB: 1 K: 0 BB: 1 S: 8 P: 15	1B: 5 SF: 1 2B: 0 SAC: 0 3B: 0 DP: 3 HR: 1 HBP: 0	WP: 0 PA: 32 PB: 0 SB: 0 CS: 0	
PITCHER Darrell May, L ERA: 3.87 (1, 1)	IP WLS BF H R ER SO BB IBB HBP BLK WP HR S P ERA WHIP	9.0 W 32 6 2 2 3 2 0 0 0 0 0 1 67 103 2.00 0.889										

Cleveland Indians @ Kansas City Royals
Kauffman Stadium, Kansas City, MO
 Wed Jul 02 2003, 7:05 PM CDT
 Att. 12,918 - Sunny - 88 F

livebaseballscorecards.com

AB	29
R	2
H	6
RBI	2
BB	2
SO	3
LOB	7



Batter	1	2	3	4	5	6	7	8	9	AB R H RBI BB SO LOB
Michael Tucker, L OBP: 0.338, SLG: 0.461 (1, 9)	3-3 K	0-0 SH3-4	0-0 FC3-6 1B		0-1 G4-3			3-3 K		4 0 1 0 0 2 0
Joe Randa, R OBP: 0.304, SLG: 0.414 Desi Relaford, S OBP: 0.347, SLG: 0.448 (1, PH) (2, 5)	0-0 1B BB 1B	2-2 1B 2B	0-1 FC3-6 E 1-2f 2-3		1-1 G1-4-3			1-0 G1-3 2B		0 0 0 0 0 0 0 5 2 3 2 0 0 2
Carlos Beltrán, S OBP: 0.403, SLG: 0.475 (1, 8)	0-0 BB 4 SF7 1B	0-1 1B FC6-4 1B	1-0 E8 1-3 3-H 1B		4-2 G6-3 S SF8 BB			4-1 G1-3 BB		3 3 3 2 2 0 0
Ken Harvey, R OBP: 0.310, SLG: 0.419 (1, 3)	0-0 BB 1-2 2-3 1B	0-0 FC6-4 1B	4-0 IBB		2-0 G6-3 1-3			0-0 G1-3 1-2 2-3		4 0 2 0 1 0 3
Raul Ibanez, L OBP: 0.339, SLG: 0.456 (1, 7)	4-0 BB 1-2 2-3 3-H	2-2 FC6-4 4 E 4 1B	0-3 K		2-1 SF8 3-H			3-3 K		3 0 0 3 1 2 6
4 Angel Berroa, R OBP: 0.339, SLG: 0.449 (1, 6)	0-0 SF7	1-1 E5 1-3 1B		0-2 F9		1-2 F9				3 0 1 1 0 0 0
Morgan Burkhardt, S OBP: 0.250, SLG: 0.200 (1, 10)	0-0 G1-6-3	1-3 K		0-1 G3			3-3 K			4 0 0 0 0 2 4
Brent Mayne, L OBP: 0.310, SLG: 0.358 (1, 2)		4-1 SH3-4 1B 2B BB	1-3 K	2-3 K			2-1 G4-3			3 1 0 0 1 2 0
Carlos Febles, R OBP: 0.286, SLG: 0.278 (1, 4)		0-0 SH3-4 2B 1B	0-0 FC3-6 1B E 1B		1-0 G5-3		1-2 F9			4 2 2 0 0 0 0

Inning Stats	R: 2	H: 3	E: 0	K: 1	S: 8	LOB: 2	BB: 1	P: 15	R: 4	H: 5	E: 1	K: 1	S: 19	LOB: 2	BB: 1	P: 29	R: 1	H: 3	E: 1	K: 2	S: 11	LOB: 3	BB: 1	P: 17	R: 0	H: 0	E: 0	K: 1	S: 8	LOB: 0	BB: 0	P: 10	R: 0	H: 0	E: 0	K: 0	S: 5	LOB: 0	BB: 0	P: 7	R: 1	H: 0	E: 0	K: 1	S: 9	LOB: 0	BB: 1	P: 18	R: 0	H: 0	E: 0	K: 1	S: 9	LOB: 0	BB: 0	P: 15	R: 0	H: 1	E: 0	K: 2	S: 10	LOB: 2	BB: 1	P: 21
--------------	------	------	------	------	------	--------	-------	-------	------	------	------	------	-------	--------	-------	-------	------	------	------	------	-------	--------	-------	-------	------	------	------	------	------	--------	-------	-------	------	------	------	------	------	--------	-------	------	------	------	------	------	------	--------	-------	-------	------	------	------	------	------	--------	-------	-------	------	------	------	------	-------	--------	-------	-------


PITCHER	IP	WLS	BF	H	R	ER	SO	BB	IBB	HBP	BLK	WP	HR	S	P	ERA	WHIP
Billy Traber, L ERA: 4.89 (1, 1)	2.2	L	22	11	7	7	3	2	1	0	0	0	0	35	58	23.62	4.875
Terry Mulholland, L ERA: 3.67 (3, 1)	2.1		7	0	0	0	2	0	0	0	0	0	0	16	20	0.00	0.000
Nick Bierbrodt, L ERA: 9.15 (6, 1)	2.0		7	0	1	1	1	1	0	0	0	0	0	18	33	4.50	0.500
Alex Herrera, L ERA: (8, 1)	1.0		5	1	0	0	2	1	0	0	0	0	0	10	21	0.00	2.000

BOTTOM

Cleveland Indians @ Kansas City Royals
Kauffman Stadium, Kansas City, MO

Wed Jul 02 2003, 7:05 PM CDT
Att. 12,918 - Sunny - 88 F

AB	33
R	8
H	12
RBI	8
BB	5
SO	8
LOB	15



WP	HR	S	P	ERA	WHIP
0	0	0	41	0	0

Batter	1	2	3	4	5	6	7	8	9	AB R H RBI BB SO LOB	TOP	
Coco Crisp, S OBP: 0.296, SLG: 0.330 (1, 8) X	0-0 2B 1B		2-1 G1-3		3-2 1B 1B		0-0 G1-3		1-2 K	5 2 2 0 0 1 1		
Matt Lawton, L OBP: 0.335, SLG: 0.413 (1, 9) X	0-0 F7		4-2 BB 1B BB		0-3 K		0-2 G3-1		3-3 K	4 1 0 0 1 2 3		
Milton Bradley, S OBP: 0.445, SLG: 0.516 (1, 10) C 1 SAFE 1 B 1 SAFE 1 SAFE F X	1-2 1-H 2B		4-1 1B 1-2 BB		4-0 PO 1B IBB		1-0 HBP		4-0 CS BB	1 0 1 1 3 0 0		
Shane Spencer, R OBP: 0.323, SLG: 0.367 (1, 3) B Ben Broussard, L OBP: 0.327, SLG: 0.421 (7, 3) X	1-0 F9		1-0 1-3 2-H 1B		1-1 1-2 2-H 1B		0-3 K		3-1 CS	4 0 2 2 0 1 3 0 0 0 0 0 0 0		
Jody Gerut, L OBP: 0.330, SLG: 0.516 (1, 7) B X	1-0 G3		0-3 K		0-2 PO 2-3		3-2 G4-3		0-1 HR	4 1 1 1 0 1 3		
Casey Blake, R OBP: 0.324, SLG: 0.414 (1, 5) B C B X		2-1 G6-3		0-1 G6-3		1-1 G5-3		1-3 K		4 0 0 0 0 1 0		
41 Victor Martinez, S OBP: 0.250, SLG: 0.316 (1, 2) C B C B C B X		2-3 K		0-1 G6-3		4-2 FC6-4 BB		2-2 F7		3 0 0 0 1 1 0		
Ricky Gutierrez, R OBP: 0.281, SLG: 0.286 (1, 6) C B C B X		0-2 G6-3		0-1 G4-3		0-0 FC6-4 1-2f		1-0 1B		4 0 1 0 0 0 1		
Brandon Phillips, R OBP: 0.246, SLG: 0.313 (1, 4) B S B B X		2-2 G1-3		1-0 G5-3		1-1 G3-1 2B		3-3 K		4 0 1 0 0 1 1		
Inning Stats	R: 1 E: 0 K: 0 S: 7 H: 2 LOB: 1 BB: 0 P: 10	R: 0 E: 0 K: 1 S: 10 H: 0 LOB: 0 BB: 0 P: 14	R: 1 E: 0 K: 1 S: 16 H: 1 LOB: 2 BB: 2 P: 29	R: 0 E: 0 K: 0 S: 6 H: 0 LOB: 0 BB: 0 P: 6	R: 1 E: 0 K: 1 S: 11 H: 2 LOB: 1 BB: 1 P: 20	R: 0 E: 0 K: 0 S: 8 H: 0 LOB: 1 BB: 1 P: 16	R: 0 E: 0 K: 1 S: 9 H: 1 LOB: 2 BB: 0 P: 11	R: 1 E: 0 K: 2 S: 13 H: 2 LOB: 1 BB: 0 P: 20	R: 0 E: 0 K: 2 S: 11 H: 0 LOB: 0 BB: 1 P: 22	1B: 5 2B: 2 3B: 0 HR: 1 SF: 0 SAC: 0 DP: 0 HBP: 1	WP: 0 PB: 0 SB: 1 CS: 1 PA: 41	
PITCHER Kenny Rogers, L ERA: 4.87 (1, 1) Grant Balfour, R ERA: 3.86 (7, 1)	IP 6.2 WLS L BF 30 H 6 R 3 ER 3 SO 3 BB 3 IBB 1 HBP 1 BLK 0 WP 0 HR 0 S 64 P 103 ERA 4.05 WHIP 1.350	IP 2.1 WLS L BF 9 H 2 R 1 ER 1 SO 5 BB 1 IBB 0 HBP 0 BLK 0 WP 0 HR 1 S 27 P 45 ERA 3.86 WHIP 1.286	PITCHER IP WLS BF H R ER SO BB IBB HBP BLK WP HR S P ERA WHIP									

Cleveland Indians @ Minnesota Twins
 Hubert H. Humphrey Metrodome, Minneapolis, MN
 Thu Jul 03 2003, 8:05 PM EDT
 Att. 15,064 - Dome - 72 F

AB	33
R	4
H	8
RBI	4
BB	5
SO	8
LOB	12



livebaseballscorecards.com

Batter	1	2	3	4	5	6	7	8	9	AB R H RBI BB SO LOB	TOP
Coco Crisp, S (1, 7) OBP: 0.304, SLG: 0.337	0-0 1B		1-2 G1-3		1-3 K			0-2 FC3-6 BB FC3-6 1B		4 1 2 0 0 1 0	
Matt Lawton, L (1, 9) OBP: 0.337, SLG: 0.412	1-1 1B		3-1 F8		2-2 G3			4-2 FC3-6 1-2 BB		3 0 1 0 1 0 0	
Milton Bradley, S (1, 8) OBP: 0.443, SLG: 0.510	0-1 P6		4-1 2B BB		1-1 G4-3			0-0 FC3-6 FC3-6 1-2f 2-3		3 1 0 0 1 0 4	
Jody Gerut, L (1, 10) OBP: 0.329, SLG: 0.515	3-2 P3		2-0 1-H 2B		2-1 F8			1-1 FC3-6 1-2f 3-H		4 0 1 2 0 0 3	
Casey Blake, R (1, 5) OBP: 0.321, SLG: 0.409 Zach Sorensen, S (8, PH) OBP: 0.300, SLG: 0.389 (8, 5)	3-2 P3		3-0 F9		1-3 K			3-2 P6		3 0 0 0 0 1 3 1 0 0 0 0 0 1	
Ben Broussard, L (1, 3) OBP: 0.325, SLG: 0.416				0-0 K	0-0 G5-4-3 41 1B		1-2 F9		1-2 F7	4 0 1 0 0 1 0	
41 Victor Martinez, S (1, 2) OBP: 0.250, SLG: 0.304				2-3 K	1-2 G5-4-3 1B		2-3 K		2-0 F7	4 0 1 0 0 2 0	
Ricky Gutierrez, R (1, 6) OBP: 0.294, SLG: 0.300 2 Jhonny Peralta, R (6, 6) OBP: 0.258, SLG: 0.207				2-1 1B	0-1 G5-4-3 1-2f 2-3		0-1 F7		2-2 FC5-4 1B	2 0 1 0 0 0 2 2 0 1 0 0 0 0	
Brandon Phillips, R (1, 4) OBP: 0.242, SLG: 0.308				1-1 G3	1-1 G5-3		0-0 F7		1-2 FC5-4 1-2f	4 0 0 0 0 0 3	
Inning Stats	R: 0 H: 2 E: 0 LOB: 2 K: 0 BB: 0 S: 12 P: 19	R: 0 H: 1 E: 0 LOB: 1 K: 2 BB: 0 S: 12 P: 17	R: 1 H: 1 E: 0 LOB: 1 K: 0 BB: 1 S: 8 P: 21	R: 0 H: 2 E: 0 LOB: 1 K: 0 BB: 0 S: 9 P: 11	R: 0 H: 0 E: 0 LOB: 0 K: 1 BB: 0 S: 8 P: 12	R: 0 H: 0 E: 0 LOB: 0 K: 1 BB: 0 S: 6 P: 8	R: 1 H: 1 E: 0 LOB: 1 K: 0 BB: 1 S: 14 P: 22	R: 0 H: 1 E: 0 LOB: 1 K: 0 BB: 0 S: 10 P: 16	1B: 7 SF: 0 2B: 1 SAC: 0 3B: 0 DP: 1 HR: 0 HBP: 0	WP: 0 PA: 36 PB: 0 SB: 0 CS: 0	
PITCHER Rick Reed, R (1, 1) ERA: 4.54 Juan Rincon, R (8, 1) ERA: 3.35	IP WLS BF H R ER SO BB IBB HBP BLK WP HR S P ERA WHIP	7.0 W 27 6 1 1 5 1 0 0 0 0 0 0 63 100 1.29 1.000	2.0 9 2 1 1 0 1 0 0 0 0 0 0 24 38 4.50 1.500	PITCHER IP WLS BF H R ER SO BB IBB HBP BLK WP HR S P ERA WHIP							

Cleveland Indians @ Minnesota Twins
Hubert H. Humphrey Metrodome, Minneapolis, MN
 Fri Jul 04 2003, 7:05 PM EDT
 Att: 21,328 - Dome - 72 F

AB	34
R	2
H	8
RBI	2
BB	2
SO	5
LOB	16



Batter	1	2	3	4	5	6	7	8	9
Bobby Kielty, S OBP: 0.376, SLG: 0.448 (1, 9)	0-1 P5		0-1 G6-3	0-0 G3-1 1B 1-2 1B	1-1 F8			3-1 F9	
Doug Mientkewicz, L OBP: 0.358, SLG: 0.470 (1, 3)	1-0 G6-3		4-1 HR	1-1 G3-1 1B 1-2 2-3 1B		1-2 L5		1-2 P4	
Corey Koskie, L OBP: 0.397, SLG: 0.505 (1, 5)	2-3 K		2-1 HR	0-1 G3-1 1-2 2-3 3-H		4-2 BB		0-2 G3	
Torii Hunter, R OBP: 0.327, SLG: 0.441 20 Lew Ford, R OBP: 0.385, SLG: 0.511 (3, PH) (4, 8)		0-0 33 HR 1B	1-3 K	0-0 P2		2-2 P6			
33 Justin Morneau, L OBP: 0.313, SLG: 0.453 (1, 10)		1-1 HR	1-1 G4-3		0-3 K	0-3 K			
Dustan Mohr, R OBP: 0.335, SLG: 0.447 (1, 7)		1-0 FC4-6 1B		4-2 2B 1B BB	4-2 1B 2B BB		4-2 BB		
A.J. Pierzynski, L OBP: 0.323, SLG: 0.472 Tom Prince, R OBP: 0.319, SLG: 0.400 (7, PH) (8, 2)		0-1 FC4-6 FC5-6 1-2f		1-0 F7	2-2 2B 1B		2-1 P6		
Cristian Guzman, S OBP: 0.291, SLG: 0.356 (1, 6)		1-1 FC5-6 1-2f		1-1 1B 2B	0-0 1-H 3-H 2B		0-0 F7		
Luis Rivas, R OBP: 0.321, SLG: 0.360 (1, 4)		0-1 G4-3		1-2 1B G3-1 2-H 3-H 1B	1-1 F7		0-1 F8		

AB	R	H	RBI	BB	SO	LOB
5	0	1	0	0	0	1
4	1	1	0	1	0	0
4	1	1	3	1	1	2
1	1	1	0	0	0	0
3	0	0	0	0	1	3
4	1	1	2	0	2	1
1	2	1	0	3	0	0
3	1	1	0	0	0	2
1	0	0	0	0	0	1
4	1	2	2	0	0	2
4	1	1	2	0	0	3

BOTTOM

Cleveland Indians @ Minnesota Twins
Hubert H. Humphrey Metrodome, Minneapolis, MN

livebaseballscorecards.com

AB	34
R	9
H	10
RBI	9
BB	5
SO	4
LOB	15



Inning Stats		R: 0	H: 0	E: 0	K: 1	S: 6	LOB: 0	BB: 0	P: 9
Inning Stats		R: 2	H: 3	E: 0	K: 0	S: 10	LOB: 1	BB: 0	P: 13
Inning Stats		R: 2	H: 1	E: 0	K: 1	S: 10	LOB: 0	BB: 1	P: 18
Inning Stats		R: 3	H: 4	E: 0	K: 0	S: 14	LOB: 2	BB: 1	P: 22
Inning Stats		R: 2	H: 2	E: 0	K: 1	S: 16	LOB: 1	BB: 1	P: 24
Inning Stats		R: 0	H: 0	E: 0	K: 1	S: 14	LOB: 1	BB: 1	P: 21
Inning Stats		R: 0	H: 0	E: 0	K: 0	S: 7	LOB: 1	BB: 1	P: 13
Inning Stats		R: 0	H: 0	E: 0	K: 0	S: 8	LOB: 0	BB: 0	P: 12

PITCHER		IP	WLS	BF	H	R	ER	SO	BB	IBB	HBP	BLK	WP	HR	S	P	ERA	WHIP
Jason Davis, R ERA: 4.79 (1, 1)		2.1	L	12	4	4	4	1	1	0	0	0	0	2	21	33	15.43	2.143
Terry Mulholland, L ERA: 4.09 (3, 1)		1.2		10	4	3	3	1	1	0	0	0	0	0	19	29	16.20	3.000
Nick Bierbrodt, L ERA: 9.14 (5, 1)		2.0		10	2	2	2	2	2	0	0	0	0	0	30	45	9.00	2.000
Alex Herrera, L ERA: (7, 1)		2.0		7	0	0	0	0	1	0	0	0	0	0	15	25	0.00	0.500

PITCHER		IP	WLS	BF	H	R	ER	SO	BB	IBB	HBP	BLK	WP	HR	S	P	ERA	WHIP
Jason Davis, R ERA: 4.79 (1, 1)		2.1	L	12	4	4	4	1	1	0	0	0	0	2	21	33	15.43	2.143
Terry Mulholland, L ERA: 4.09 (3, 1)		1.2		10	4	3	3	1	1	0	0	0	0	0	19	29	16.20	3.000
Nick Bierbrodt, L ERA: 9.14 (5, 1)		2.0		10	2	2	2	2	2	0	0	0	0	0	30	45	9.00	2.000
Alex Herrera, L ERA: (7, 1)		2.0		7	0	0	0	0	1	0	0	0	0	0	15	25	0.00	0.500

Fri Jul 04 2003, 7:05 PM EDT
Att: 21,328 - Dome - 72 F

Batter	1	2	3	4	5	6	7	8	9	AB R H RBI BB SO LOB	TOP											
Coco Crisp, S OBP: 0.299, SLG: 0.330 (1, 7) X	0-0 B5-3	1-2 F9		1-1 1B		1-3 K		0-2 F7		5 1 1 0 0 1 0												
Matt Lawton, L OBP: 0.338, SLG: 0.422 (1, 9) F B B B X	3-1 HR	1-1 L3		3-2 1B		2-3 K		3-3 K		5 2 2 2 0 2 0												
Milton Bradley, S OBP: 0.451, SLG: 0.529 (1, 8) C B B F B B	4-2 2B		0-0 1B	0-1 HR		2-1 1B		0-0 1B		4 3 4 2 1 0 0												
Shane Spencer, R OBP: 0.320, SLG: 0.368 (1, 10) 1 SAFE S B B F F X	1-2 2B		0-0 G6-4-3	1-3 K		1-2 G5-3		3-3 K		5 1 1 0 0 2 3												
Ben Broussard, L OBP: 0.333, SLG: 0.425 (1, 3) F F H	1-2 2B		0-1 E		3-2 G4-3		0-3 K		0-0 1B	4 3 2 0 0 1 0												
Casey Blake, R OBP: 0.332, SLG: 0.451 (1, 5) D F X	1-1 G3-1		2-1 E7		1-2 1B		3-2 HR		1-0 HR	5 3 5 7 0 0 0												
Tim Laker, R OBP: 0.281, SLG: 0.391 (1, 2) C B X	1-1 G3-1		2-1 F8		3-3 K		2-3 K		3-1 P6	5 0 0 1 0 2 3												
Brandon Phillips, R OBP: 0.242, SLG: 0.307 (1, 4) X	0-0 G1-3			2-3 K		0-0 1B		1-2 G5-3		4 0 1 1 0 1 1												
Zach Sorensen, S OBP: 0.333, SLG: 0.389 (9, PH) (9, 4)										0 0 0 0 1 0 0												
2 Jhonny Peralta, R OBP: 0.222, SLG: 0.176 (1, 6) B B C X		3-1 G5-3		2-3 K		1-0 F9		0-3 K		5 0 0 0 0 2 2												
Inning Stats	R: 4 E: 0 K: 0 S: 16	H: 3 LOB: 1 BB: 1 P: 27	R: 0 E: 0 K: 0 S: 7	H: 0 LOB: 0 BB: 0 P: 12	R: 1 E: 1 K: 0 S: 8	H: 3 LOB: 1 BB: 0 P: 12	R: 3 E: 0 K: 3 S: 17	H: 3 LOB: 0 BB: 0 P: 26	R: 1 E: 0 K: 1 S: 13	H: 2 LOB: 1 BB: 0 P: 21	R: 0 E: 0 K: 2 S: 11	H: 1 LOB: 1 BB: 0 P: 17	R: 1 E: 0 K: 2 S: 12	H: 1 LOB: 0 BB: 0 P: 18	R: 0 E: 0 K: 2 S: 11	H: 0 LOB: 0 BB: 0 P: 14	R: 3 E: 0 K: 1 S: 13	H: 3 LOB: 1 BB: 1 P: 26	1B: 8 2B: 4 3B: 0 HR: 4	SF: 0 SAC: 0 DP: 1 HBP: 1	WP: 0 PB: 0 SB: 1 CS: 0	PA: 45
PITCHER	IP WLS BF H R ER SO BB IBB HBP BLK WP HR S P ERA WHIP																					
Joe Mays, R ERA: 6.57 (1, 1)	3.0 L 16 6 5 5 0 1 0 1 0 0 0 1 31 51 15.00 2.333																					
Johan Santana, L ERA: 2.86 (4, 1)	3.0 15 6 4 4 6 0 0 0 0 0 0 1 41 64 12.00 2.000																					
Grant Balfour, R ERA: 4.15 (7, 1)	2.0 7 1 1 1 4 0 0 0 0 0 0 1 23 32 4.50 0.500																					
J.C. Romero, L ERA: 4.58 (9, 1)	1.0 7 3 3 3 1 1 0 0 0 0 0 1 13 26 27.00 4.000																					

Cleveland Indians @ Minnesota Twins
 Hubert H. Humphrey Metrodome, Minneapolis, MN

Sat Jul 05 2003, 7:05 PM EDT
 Att. 20,273 - Dome - 72 F

AB	42
R	13
H	16
RBI	13
BB	2
SO	11
LOB	9



Batter	1	2	3	4	5	6	7	8	9	AB	R	H	RBI	BB	SO	LOB
Bobby Kielty, S OBP: 0.374, SLG: 0.441 (1, 9) X	0-0 G6-3		3-3 K		2-3 K			4-0 G6-4-3 BB		3	0	0	0	1	2	1
Doug Mientkiewicz, L OBP: 0.358, SLG: 0.473 (1, 3) C Justin Morneau, L OBP: 0.309, SLG: 0.446 (8, PH) X (9, 3)	0-2 G3-1		1-3 K			1-1 G3-1 2B		3-3 K		3	0	1	0	0	1	0
Corey Koskie, L OBP: 0.396, SLG: 0.513 (1, 5) B Chris Gomez, R OBP: 0.329, SLG: 0.423 (8, PH) X (9, 5)	3-1 F7			2-2 HR		2-2 G3-1		1-2 G6-4-3 1-2f		3	1	1	1	0	0	1
Torii Hunter, R OBP: 0.324, SLG: 0.436 (1, 8) C Denny Hocking, S OBP: 0.307, SLG: 0.370 (9, 8) X		1-2 L4		0-0 F9		1-2 P6		4-2 HBP BB		3	0	0	0	0	0	1
Matthew LeCroy, R OBP: 0.327, SLG: 0.519 (1, 10) B		2-1 HR		2-2 P3		3-2 F7		1-0 P3		4	1	1	1	0	0	2
Dustan Mohr, R OBP: 0.337, SLG: 0.446 (1, 7) C		2-2 FC4-6 1B		2-1 G6-3		4-2 FC5-4 1B BB		2-2 P3		3	0	1	0	1	0	1
A.J. Pierzynski, L OBP: 0.326, SLG: 0.470 (1, 2) B		2-2 K		2-2 G4-3		1-2 FC5-4 1B		1-2 HBP		3	0	1	0	0	1	1
Cristian Guzman, S OBP: 0.287, SLG: 0.352 (1, 6) B SAFE		2-1 FC4-6 1-2f		1-1 F8		2-1 FC5-4 G5-4-3 1-2f 2-3		2-2 P6		4	0	0	0	0	0	5
Luis Rivas, R OBP: 0.321, SLG: 0.368 (1, 4) C		2-2 G5-3		0-0 3B		1-0 G5-4-3 1-2f				3	0	1	0	0	0	2

Inning Stats	R: 0	H: 0	E: 0	K: 0	S: 6	R: 1	H: 2	E: 0	K: 1	S: 13	R: 0	H: 0	E: 0	K: 2	S: 10	R: 1	H: 1	E: 0	K: 0	S: 9	R: 0	H: 1	E: 0	K: 1	S: 9	R: 0	H: 1	E: 0	K: 0	S: 13	R: 0	H: 0	E: 0	K: 1	S: 6	R: 0	H: 0	E: 0	K: 0	S: 13	R: 0	H: 0	E: 0	K: 0	S: 13	1B: 2	SF: 0	2B: 1	SAC: 0	3B: 1	DP: 2	HR: 2	HBP: 1	WP: 0	PA: 35
--------------	------	------	------	------	------	------	------	------	------	-------	------	------	------	------	-------	------	------	------	------	------	------	------	------	------	------	------	------	------	------	-------	------	------	------	------	------	------	------	------	------	-------	------	------	------	------	-------	-------	-------	-------	--------	-------	-------	-------	--------	-------	--------

PITCHER	IP	WLS	BF	H	R	ER	SO	BB	IBB	HBP	BLK	WP	HR	S	P	ERA	WHIP
Brian Anderson, L ERA: 4.15 (1, 1)	7.0	W	27	6	2	2	4	1	0	0	0	0	2	69	113	2.57	1.000
Jason Boyd, R ERA: 3.86 (8, 1)	1.0		3	0	0	0	1	1	0	0	0	0	0	6	14	0.00	1.000
David Riske, R ERA: 3.03 (9, 1)	1.0		5	0	0	0	0	1	0	1	0	0	0	13	23	0.00	1.000







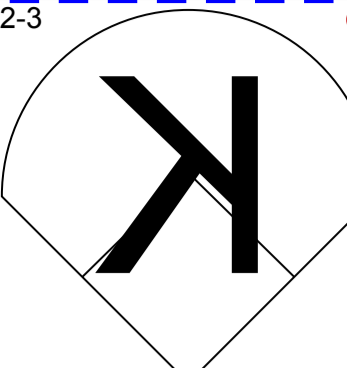













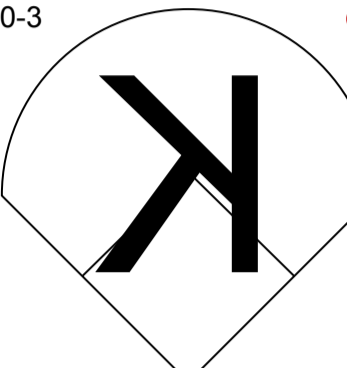




































BOTTOM

Cleveland Indians @ Minnesota Twins
Hubert H. Humphrey Metrodome, Minneapolis, MN
 Sat Jul 05 2003, 7:05 PM EDT
 Att. 20,273 - Dome - 72 F

livebaseballscorecards.com

AB	31
R	2
H	6
RBI	2
BB	3
SO	5
LOB	16



Batter	1	2	3	4	5	6	7	8	9	10	AB R H RBI BB SO LOB	TOP													
Coco Crisp, S OBP: 0.286, SLG: 0.314 (1, 7) 	1-0  F8		1-1  P6		1-2  G3			3-2  G4-3		2-3  	5 0 0 0 0 1 1	Cleveland Indians @ Minnesota Twins Hubert H. Humphrey Metrodome, Minneapolis, MN Sun Jul 06 2003, 2:05 PM EDT Att. 20,549 - Dome - 72 F livebaseballscorecards.com AB 38 R 5 H 10 RBI 5 BB 1 SO 9 LOB 12 													
Matt Lawton, L OBP: 0.342, SLG: 0.434 (1, 9) 	2-2  F9			1-0  1B SF9 1B		0-2  L3		1-1  HR		2-1  HR 1B	5 3 3 1 0 0 0														
Milton Bradley, S OBP: 0.451, SLG: 0.534 (1, 8) 	0-0  3B			1-2  HBP 1B		3-2  F9		2-2  G1-3		0-3  	5 0 2 0 0 1 1														
Shane Spencer, R OBP: 0.322, SLG: 0.386 (1, 10) 		1-1  F9		1-0  SF9		1-3  K		2-2  1B		0-2  HR	4 1 2 3 0 1 0														
Ben Broussard, L OBP: 0.330, SLG: 0.414 (1, 3) 	0-0  F8			1-1  HBP			0-1  G4-3		0-3  K	0-2  G3	4 0 0 0 0 1 1														
Casey Blake, R OBP: 0.331, SLG: 0.451 (1, 5) 	0-1  P3			1-2  P3			2-2  41 1B 2B		0-0  L7		4 1 1 0 0 0 2														
41 Victor Martinez, S OBP: 0.259, SLG: 0.308 (1, 2) 			2-3  K		1-3  K		1-2  PB 1B		1-3  K		3 0 1 1 0 2 2														
Brandon Phillips, R OBP: 0.242, SLG: 0.307 (7, PR) 							2-H 				0 0 0 0 0 0 0														
Tim Laker, R OBP: 0.278, SLG: 0.387 (7, 2) 							1-2 				1 0 0 0 0 1 0														
Ricky Gutierrez, R OBP: 0.316, SLG: 0.333 (1, 6) 			4-0  BB		0-0  G6-3		1-2  F8		0-0  2B		3 0 1 0 1 0 1														
Zach Sorensen, S OBP: 0.280, SLG: 0.318 (1, 4) 			0-2  P5		2-3  K		2-2  G6-3		2-3  K		4 0 0 0 0 2 4														
Inning Stats	R: 0 E: 0 K: 0 S: 5	H: 1 LOB: 1 BB: 0 P: 8	R: 0 E: 0 K: 0 S: 5	H: 0 LOB: 0 BB: 0 P: 6	R: 0 E: 0 K: 1 S: 8	H: 0 LOB: 1 BB: 1 P: 15	R: 1 E: 0 K: 1 S: 13	H: 2 LOB: 2 BB: 0 P: 19	R: 0 E: 0 K: 1 S: 7	H: 0 LOB: 0 BB: 0 P: 10	R: 0 E: 0 K: 1 S: 10	H: 0 LOB: 0 BB: 0 P: 14	R: 1 E: 0 K: 0 S: 15	H: 2 LOB: 2 BB: 0 P: 21	R: 1 E: 0 K: 1 S: 18	H: 2 LOB: 1 BB: 0 P: 26	R: 0 E: 0 K: 2 S: 9	H: 1 LOB: 1 BB: 0 P: 12	R: 2 E: 0 K: 2 S: 14	H: 2 LOB: 0 BB: 0 P: 18	1B: 5 2B: 2 3B: 1 HR: 2	SF: 1 SAC: 0 DP: 0 HBP: 1	WP: 0 PB: 1 SB: 0 CS: 0	PA: 41	
PITCHER	IP WLS BF H R ER SO BB IBB HBP BLK WP HR S P ERA WHIP																								
Brad Radke, R ERA: 5.56 (1, 1)	7.0																								
LaTroy Hawkins, R ERA: 1.83 (8, 1)	2.0	B	9	3	1	1	3	0	0	0	0	0	1	27	38	4.50	1.500								
Eddie Guardado, L ERA: 3.82 (10, 1)	1.0	L	5	2	2	2	2	0	0	0	0	0	1	14	18	18.00	2.000								

Batter	1	2	3	4	5	6	7	8	9	10	AB	R	H	RBI	BB	SO	LOB
Bobby Kielty, S OBP: 0.371, SLG: 0.440 (1, 9)	F9		2B	G6-3		K		K			5	1	1	0	0	2	5
Doug Mientkiewicz, L OBP: 0.359, SLG: 0.479 (1, 3)	P6		2B		G5-3	P5			G4-3		5	0	2	1	0	0	1
Corey Koskie, L OBP: 0.391, SLG: 0.505 (1, 5)	F8		L3		G5-3				K		5	0	0	0	0	2	2
Torii Hunter, R OBP: 0.325, SLG: 0.437 (1, 8)		1B	F9		G6-3				G6-3		4	1	1	0	1	0	2
Matthew LeCroy, R OBP: 0.333, SLG: 0.516 (1, 10)		K			BB	1B				G6-3	1	0	0	0	2	1	1
33 Justin Morneau, L OBP: 0.300, SLG: 0.433 (7, PH)					BB	BB					2	0	0	0	0	1	1
Dustan Mohr, R OBP: 0.335, SLG: 0.441 (1, 7)		G4-3		P2	FC5-4			G3		K	5	0	1	1	0	1	4
A.J. Pierzynski, L OBP: 0.331, SLG: 0.474 (1, 2)		G4-3		1B		SH5-4				G6-3	4	1	2	0	1	0	1
Cristian Guzman, S OBP: 0.286, SLG: 0.350 (1, 6)		P4		P4		SH5-4			SH3		2	0	0	0	0	0	3
Luis Rivas, R OBP: 0.324, SLG: 0.368 (1, 4)			F9		BB			F9			3	0	1	1	1	0	1

Inning Stats	R: 0	H: 0	E: 0	K: 0	S: 5	P: 7	R: 1	H: 1	E: 0	K: 1	S: 10	P: 21	R: 1	H: 2	E: 0	K: 0	S: 9	R: 0	H: 1	E: 0	K: 0	S: 11	R: 1	H: 2	E: 0	K: 1	S: 13	R: 0	H: 1	E: 0	K: 2	S: 13	R: 0	H: 0	E: 0	K: 1	S: 5	R: 0	H: 0	E: 0	K: 1	S: 10	R: 0	H: 0	E: 0	K: 1	S: 11	R: 0	H: 0	E: 0	K: 1	S: 15	1B: 3	SF: 0	2B: 5	SAC: 2	3B: 0	DP: 0	HR: 0	HBP: 0	WP: 0	PA: 43
--------------	------	------	------	------	------	------	------	------	------	------	-------	-------	------	------	------	------	------	------	------	------	------	-------	------	------	------	------	-------	------	------	------	------	-------	------	------	------	------	------	------	------	------	------	-------	------	------	------	------	-------	------	------	------	------	-------	-------	-------	-------	--------	-------	-------	-------	--------	-------	--------

PITCHER	IP	WLS	BF	H	R	ER	SO	BB	IBB	HBP	BLK	WP	HR	S	P	ERA	WHIP
Jason Stanford, L ERA: 3.6 (1, 1)	5.0		24	5	2	2	1	4	0	0	0	0	0	48	84	3.60	1.800
Jack Cressend, R ERA: 3.38 (6, 1)	0.2		4	2	1	1	1	0	0	0	0	0	0	9	14	13.50	3.000
Alex Herrera, L ERA: (6, 1)	0.2		2	0	0	0	1	0	0	0	0	0	0	8	9	0.00	0.000
Jose Santiago, R ERA: 3.78 (7, 1)	0.2		3	1	0	0	1	0	0	0	0	0	0	9	14	0.00	1.500
David Riske, R ERA: 2.88 (8, 1)	2.0	W	7	0	0	0	2	1	0	0	0	0	0	15	29	0.00	0.500


PITCHER	IP	WLS	BF	H	R	ER	SO	BB	IBB	HBP	BLK	WP	HR	S	P	ERA	WHIP
Danys Baez, R ERA: 3.43 (10, 1)	1.0		3	0	0	0	1	0	0	0	0	0	0	11	15	0.00	0.000

Cleveland Indians @ Minnesota Twins
 Hubert H. Humphrey Metrodome, Minneapolis, MN

Sun Jul 06 2003, 2:05 PM EDT
 Att: 20,549 - Dome - 72 F

livebaseballscorecards.com

AB	36
R	3
H	8
RBI	3
BB	5
SO	7
LOB	21



Batter	1	2	3	4	5	6	7	8	9	AB R H RBI BB SO LOB	TOP											
Enrique Wilson, S (1, 4) OBP: 0.246, SLG: 0.333	3-1 G5-3		X 0-0 P4			X 0-0 F7			C 2-2 G5-3	4 0 0 0 0 0 1												
Todd Zeile, R (1, 5) OBP: 0.283, SLG: 0.353	2-1 P4			C 3-3 K			C 0-1 G2-3			3 0 0 0 0 1 0												
25 Jason Giambi, L (1, 3) OBP: 0.419, SLG: 0.532	1-3 K			C 3-2 P5			B 1-0 G4-3			3 0 0 0 0 1 0												
20 Jorge Posada, S (1, 10) OBP: 0.394, SLG: 0.494		C 1-2 G3-1		B 2-2 K			B 3-1 P2			3 0 0 0 0 1 0												
55 Hideki Matsui, L (1, 8) OBP: 0.367, SLG: 0.461		B 2-1 G4-3			S 2-2 G6-3		X 0-0 G4-3			3 0 0 0 0 0 0												
Ruben Sierra, S (1, 9) OBP: 0.346, SLG: 0.433		B 1-1 G5-3			C 0-1 F8		B 1-1 G1-3			3 0 0 0 0 0 0												
John Flaherty, R (1, 2) OBP: 0.297, SLG: 0.377			S 1-2 FC3-8 1B		B 1-3 K		B 0-2 F8			3 0 1 0 0 1 0												
Karim Garcia, L (1, 7) OBP: 0.284, SLG: 0.456			B 2-1 FC3-6 FC5-4			B 1-1 G4-3		C 1-1 F8		2 0 0 0 0 0 1												
2 Derek Jeter, R (9, PH) OBP: 0.362, SLG: 0.432			1-2f							1 0 0 0 0 0 0												
Erick Almonte, R (1, 6) OBP: 0.327, SLG: 0.358			S 2-1 FC5-4 1-2f			C 0-3 K		C 0-1 G6-3		3 0 0 0 0 1 1												
Inning Stats	R: 0 E: 0 K: 1 S: 9	H: 0 LOB: 0 BB: 0 P: 15	R: 0 E: 0 K: 0 S: 7	H: 0 LOB: 0 BB: 0 P: 11	R: 0 E: 0 K: 0 S: 8	H: 1 LOB: 1 BB: 0 P: 13	R: 0 E: 0 K: 2 S: 11	H: 0 LOB: 0 BB: 0 P: 19	R: 0 E: 0 K: 1 S: 8	H: 0 LOB: 0 BB: 0 P: 11	R: 0 E: 0 K: 1 S: 6	H: 0 LOB: 0 BB: 0 P: 7	R: 0 E: 0 K: 0 S: 5	H: 0 LOB: 0 BB: 0 P: 9	R: 0 E: 0 K: 0 S: 6	H: 0 LOB: 0 BB: 0 P: 7	R: 0 E: 0 K: 0 S: 7	H: 0 LOB: 0 BB: 0 P: 10	1B: 1 2B: 0 3B: 0 HR: 0	SF: 0 SAC: 0 DP: 0 HBP: 0	WP: 0 PB: 0 SB: 0 CS: 0	PA: 28
PITCHER Billy Traber, L (1, 1) ERA: 4.23	IP: 9.0 WLS: W BF: 28 H: 1 R: 0 ER: 0 SO: 5 BB: 0 IBB: 0 HBP: 0 BLK: 0 WP: 0 HR: 0 S: 67 P: 102 ERA: 0.00 WHIP: 0.111											PITCHER	IP: 0 WLS: 0 BF: 0 H: 0 R: 0 ER: 0 SO: 0 BB: 0 IBB: 0 HBP: 0 BLK: 0 WP: 0 HR: 0 S: 0 P: 0 ERA: 0.00 WHIP: 0.000									

New York Yankees @ Cleveland Indians
Jacobs Field, Cleveland, OH
 Tue Jul 08 2003, 7:05 PM EDT
 Att. 26,540 - Cloudy - 72 F

livebaseballscorecards.com

AB	28
R	0
H	1
RBI	0
BB	0
SO	5
LOB	3



TOP

New York Yankees @ Cleveland Indians
Jacobs Field, Cleveland, OH

AB	34
R	6
H	7
RBI	6
BB	9
SO	6
LOB	32



WP	1	PA	43
PB	0		
SB	0		
CS	0		

Wed Jul 09 2003, 7:05 PM EDT
Att. 25,058 - Cloudy - 74 F

AB R H RBI BB SO LOB

4	1	0	0	1	1	5
5	1	4	2	0	1	0
4	1	0	0	1	1	6
4	0	1	2	1	0	3
5	0	0	0	0	1	6
1	1	0	1	4	0	1
4	0	2	1	0	0	3
1	0	0	0	0	0	1
4	1	0	0	0	2	6
2	1	0	0	1	0	1
0	0	0	0	1	0	0

Batter	1	2	3	4	5	6	7	8	9
Alfonso Soriano, R (1, 4) OBP: 0.351, SLG: 0.521	4-1 25 BB 2 1B E BB	1-0 F7		0-3 K			1-2 F8	1-1 F8	
2 Derek Jeter, R (1, 6) OBP: 0.371, SLG: 0.445	1-1 E 20 BB 1B	0-3 K			0-2 25 FC3-6 1B		3-2 1B	1-0 2B	
25 Jason Giambi, L (1, 3) OBP: 0.416, SLG: 0.525	4-1 20 BB E FC6-4 BB		0-2 G3-1		1-0 FC3-6 G5-4-3 1B		1-3 K	2-0 F7	
Bernie Williams, S (1, 8) OBP: 0.397, SLG: 0.453	1-2 E6 FC6-4 20 BB BB		4-0 BB		1-2 G5-4-3 1B		2-2 1B		1-1 G3-1
55 Hideki Matsui, L (1, 7) OBP: 0.363, SLG: 0.455	2-2 K		1-0 L4			1-1 G3-1	1-0 F7		0-0 L5
20 Jorge Posada, S (1, 2) OBP: 0.400, SLG: 0.492	4-0 FC6-4 BB		1-2 F7			4-1 BB		4-2 FC6-4 2 1B 2B BB	4-1 BB
Ruben Sierra, S (1, 9) OBP: 0.349, SLG: 0.439	0-1 FC6-4		0-1 2B		0-1 L9		1-1 FC6-4 1B		2-2 F8
Karim Garcia, L (8, PR) OBP: 0.281, SLG: 0.452	1-2f 2-3 3-H FC5-4								
Raul Mondesi, R (1, 10) OBP: 0.332, SLG: 0.472	2-2 FC5-4		1-3 K		2-3 K2-3		2-1 FC6-4 2B WP		
Todd Zeile, R (1, 5) OBP: 0.284, SLG: 0.349		0-1 G6-3		2-1 F7			4-1 2 1B 1B BB		4-2 2 2B BB
Robin Ventura, L (8, PH) OBP: 0.332, SLG: 0.394									

Inning Stats	R: 3	H: 1	E: 1	K: 1	S: 16	P: 34	R: 0	H: 0	E: 0	K: 1	S: 6	P: 7	R: 0	H: 0	E: 0	K: 0	S: 7	P: 13	R: 0	H: 1	E: 0	K: 2	S: 11	P: 14	R: 0	H: 1	E: 0	K: 0	S: 8	P: 10	R: 0	H: 0	E: 0	K: 1	S: 8	P: 15	R: 1	H: 2	E: 0	K: 1	S: 15	P: 27	R: 2	H: 2	E: 0	K: 0	S: 12	P: 27	R: 0	H: 0	E: 0	K: 0	S: 7	P: 14	1B: 5	2B: 2	3B: 0	HR: 0	SF: 0	SAC: 0	DP: 1	HBP: 0	WP: 1	PA: 43
--------------	------	------	------	------	-------	-------	------	------	------	------	------	------	------	------	------	------	------	-------	------	------	------	------	-------	-------	------	------	------	------	------	-------	------	------	------	------	------	-------	------	------	------	------	-------	-------	------	------	------	------	-------	-------	------	------	------	------	------	-------	-------	-------	-------	-------	-------	--------	-------	--------	-------	--------

PITCHER	IP	WLS	BF	H	R	ER	SO	BB	IBB	HBP	BLK	WP	HR	S	P	ERA	WHIP
CC Sabathia, L (1, 1) ERA: 3.23	7.0	L	32	5	4	2	6	6	0	0	0	0	0	71	120	2.57	1.571
Jason Boyd, R (8, 1) ERA: 4.4	0.1		3	1	2	2	0	1	0	0	0	0	0	6	13	54.00	6.000
Alex Herrera, L (8, 1) ERA:	0.1		2	0	0	0	0	1	0	0	0	1	0	4	9	0.00	3.000
Jack Cressend, R (8, 1) ERA: 2.25	1.1		6	1	0	0	0	1	0	0	0	0	0	9	19	0.00	1.500

PITCHER	IP	WLS	BF	H	R	ER	SO	BB	IBB	HBP	BLK	WP	HR	S	P	ERA	WHIP
---------	----	-----	----	---	---	----	----	----	-----	-----	-----	----	----	---	---	-----	------

BOTTOM

New York Yankees @ Cleveland Indians
Jacobs Field, Cleveland, OH
Wed Jul 09 2003, 7:05 PM EDT
Att. 25,058 - Cloudy - 74 F

livebaseballscorecards.com

AB 34
R 2
H 10
RBI 2
BB 0
SO 1
LOB 12



WP: 0 PA: 34
PB: 0
SB: 0
CS: 0

AB R H RBI BB SO LOB

4 0 2 1 0 1 0

4 0 0 1 0 0 3

4 0 0 0 0 0 1

4 0 0 0 0 0 0

4 0 2 0 0 0 0

4 0 1 0 0 0 2

4 0 3 0 0 0 1

3 1 0 0 0 0 4

3 1 2 0 0 0 1

1B: 8 SF: 0
2B: 2 SAC: 0
3B: 0 DP: 3
HR: 0 HBP: 0

Batter	1	2	3	4	5	6	7	8	9
Coco Crisp, S (1, 7) OBP: 0.292, SLG: 0.318	3-2 G4-3 ①		1-2 1B			1-3 K ①		1-1 G4-3 1B	
Matt Lawton, L (1, 10) OBP: 0.340, SLG: 0.437	2-2 G4-3 ②		3-2 G4-3 ③			1-2 P6 ②		1-2 G4-3 ②	
Milton Bradley, S (1, 8) OBP: 0.440, SLG: 0.518	2-0 G5-3 ③			0-0 G4-3 ①		2-1 G6-3 ③		2-1 G6-3 ③	
Casey Blake, R (1, 3) OBP: 0.332, SLG: 0.449		0-1 G4-3 ①		0-1 G5-3 ②		1-0 F9 ①		0-1 G6-3 ①	
Jody Gerut, L (1, 9) OBP: 0.330, SLG: 0.520		0-2 G4-6-3 1B		1-2 F8 ③		1-2 L6 ②		1-0 G6-3 2B	
41 Victor Martinez, S (1, 2) OBP: 0.257, SLG: 0.294		1-2 G4-6-3 ② ③			0-1 G6-4-3 1B	0-2 G4-3 ③		0-1 G6-3 ②	
Ricky Gutierrez, R (1, 6) OBP: 0.326, SLG: 0.341			0-1 G4-3 1B		1-2 G6-4-3 1B		1-1 FC5-4 1B	1-2 G4-3 ③	
Brandon Phillips, R (1, 4) OBP: 0.241, SLG: 0.304			1-2 G4-3 ① ②		3-2 G6-4-3 ① ②		1-2 FC5-4 2B 1B		
2 Jhonny Peralta, R (1, 5) OBP: 0.256, SLG: 0.243			0-0 G4-3 1B		2-2 G6-3 ③		0-1 G4-3 2B		

Inning Stats	R: 0	H: 0	E: 0	K: 0	S: 8	H: 0	LOB: 0	BB: 0	P: 15	R: 0	H: 1	E: 0	K: 0	S: 8	R: 0	H: 3	E: 0	K: 0	S: 14	R: 0	H: 0	E: 0	K: 0	S: 6	R: 0	H: 2	E: 0	K: 0	S: 14	R: 0	H: 0	E: 0	K: 1	S: 8	R: 0	H: 0	E: 0	K: 0	S: 10	R: 2	H: 3	E: 0	K: 0	S: 17	R: 0	H: 1	E: 0	K: 0	S: 8
--------------	------	------	------	------	------	------	--------	-------	-------	------	------	------	------	------	------	------	------	------	-------	------	------	------	------	------	------	------	------	------	-------	------	------	------	------	------	------	------	------	------	-------	------	------	------	------	-------	------	------	------	------	------

PITCHER	IP	WLS	BF	H	R	ER	SO	BB	IBB	HBP	BLK	WP	HR	S	P	ERA	WHIP
David Wells, L (1, 1) ERA: 3.76	7.2	W	29	9	2	2	1	0	0	0	0	0	0	81	111	2.35	1.174
Dan Miceli, R (8, 1) ERA: 3.92	0.2		3	1	0	0	0	0	0	0	0	0	0	5	8	0.00	1.500
42 Mariano Rivera, R (9, 1) ERA: 1.64	0.2		2	0	0	0	0	0	0	0	0	0	0	5	6	0.00	0.000

PITCHER	IP	WLS	BF	H	R	ER	SO	BB	IBB	HBP	BLK	WP	HR	S	P	ERA	WHIP
---------	----	-----	----	---	---	----	----	----	-----	-----	-----	----	----	---	---	-----	------

TOP

New York Yankees @ Cleveland Indians
Jacobs Field, Cleveland, OH
Thu Jul 10 2003, 7:05 PM EDT
Att: 30,167 - Cloudy - 74 F

livebaseballscorecards.com

AB	33
R	2
H	7
RBI	1
BB	4
SO	6
LOB	19



AB R H RBI BB SO LOB

5	0	2	0	0	2	1
3	1	2	0	1	1	1
3	0	1	0	1	0	2
4	0	0	0	0	1	5
4	0	0	1	0	0	3
4	1	2	0	0	0	1
3	0	0	0	1	1	2
2	0	0	0	0	0	1
1	0	0	0	1	1	1
2	0	0	0	0	0	0
0	0	0	0	0	0	0
1	0	0	0	0	0	2
1	0	0	0	0	0	0

Batter	1	2	3	4	5	6	7	8	9	10
Alfonso Soriano, R OBP: 0.352, SLG: 0.519	1-0 K 1B		0-1 F8			2-2 2B 1B	0-3 K			2-3 K
2 Derek Jeter, R OBP: 0.380, SLG: 0.452	1-3 K 1-2			0-0 F8 55 HBP FC6-4 1B		1-2 G1-3 2B		1-0 HBP 25 G4-6-3		4-1 BB
25 Jason Giambi, L OBP: 0.419, SLG: 0.523	1-0 1B			3-1 55 HBP FC6-4 1-2		4-1 G1-3 BB		0-0 G4-6-3 1-2f		1-1 F7
Bernie Williams, S OBP: 0.390, SLG: 0.443	0-3 K			3-1 F8 2-3		1-1 G1-3 1-2 2-3		1-1 G4-3		
55 Hideki Matsui, L OBP: 0.359, SLG: 0.450		0-1 G3		0-2 FC6-4 20 FC4 1-2f		2-1 F8			1-1 G3	
20 Jorge Posada, S OBP: 0.401, SLG: 0.493		1-2 F7		0-2 FC4 1-2f			2-0 BB E G6-4-3 1B		1-0 1B	
Ruben Sierra, S OBP: 0.347, SLG: 0.433		2-2 F7			4-1 G1-6-3 BB		1-1 E3 G6-4-3 BB 1-2		0-3 K	
Robin Ventura, L OBP: 0.330, SLG: 0.390			1-0 L8		0-2 G1-6-3 1-2f		4-0 G6-4-3 BB 1-2 2-3		2-3 K	
Raul Mondesi, R OBP: 0.333, SLG: 0.471										
Karim Garcia, L OBP: 0.277, SLG: 0.445			0-1 G1-3							1-0 F8
Todd Zeile, R OBP: 0.284, SLG: 0.349										
Curtis Pride, L OBP: 0.111, SLG: 0.444										
Enrique Wilson, S OBP: 0.242, SLG: 0.328										

Inning Stats	R: 0 E: 0 K: 2 S: 10	H: 2 LOB: 1 BB: 0 P: 13	R: 0 E: 0 K: 0 S: 10	H: 0 LOB: 0 BB: 0 P: 13	R: 0 E: 0 K: 0 S: 5	H: 0 LOB: 0 BB: 0 P: 6	R: 1 E: 0 K: 0 S: 10	H: 1 LOB: 1 BB: 0 P: 16	R: 0 E: 0 K: 0 S: 5	H: 0 LOB: 0 BB: 1 P: 9	R: 0 E: 1 K: 0 S: 12	H: 2 LOB: 2 BB: 1 P: 22	R: 1 E: 1 K: 1 S: 11	H: 1 LOB: 1 BB: 1 P: 19	R: 0 E: 0 K: 0 S: 3	H: 0 LOB: 0 BB: 0 P: 5	R: 0 E: 0 K: 2 S: 9	H: 1 LOB: 1 BB: 0 P: 13	R: 0 E: 0 K: 1 S: 7	H: 0 LOB: 1 BB: 1 P: 15	1B: 6 2B: 1 3B: 0 HR: 0	SF: 0 SAC: 0 DP: 3 HBP: 2	WP: 0 PB: 0 SB: 0 CS: 0	PA: 39
--------------	-------------------------------	----------------------------------	-------------------------------	----------------------------------	------------------------------	---------------------------------	-------------------------------	----------------------------------	------------------------------	---------------------------------	-------------------------------	----------------------------------	-------------------------------	----------------------------------	------------------------------	---------------------------------	------------------------------	----------------------------------	------------------------------	----------------------------------	----------------------------------	------------------------------------	----------------------------------	--------

PITCHER	IP	WLS	BF	H	R	ER	SO	BB	IBB	HBP	BLK	WP	HR	S	P	ERA	WHIP
Jason Davis, R ERA: 4.6	(1, 1)		25	6	2	1	2	2	0	1	0	0	0	55	85	1.50	1.333
Alex Herrera, L ERA:	(7, 1)		1	0	0	0	0	1	0	0	0	0	0	4	4	∞	∞
David Riske, R ERA: 2.74	(7, 1)	B	5	0	0	0	1	0	0	1	0	0	0	11	14	0.00	0.000
Danys Baez, R ERA: 3.35	(9, 1)		4	1	0	0	2	0	0	0	0	0	0	9	13	0.00	1.000
Jason Boyd, R ERA: 4.26	(10, 1)	W	4	0	0	0	1	1	0	0	0	0	0	7	15	0.00	1.000

BOTTOM

New York Yankees @ Cleveland Indians
Jacobs Field, Cleveland, OH
Thu Jul 10 2003, 7:05 PM EDT
Att. 30,167 - Cloudy - 74 F

livebaseballscorecards.com

AB 35
R 3
H 10
RBI 3
BB 5
SO 8
LOB 18



WP: 0 PA: 40
PB: 0
SB: 0
CS: 1

AB R H RBI BB SO LOB

4	1	0	0	1	2	1
4	0	2	0	1	0	1
4	0	0	0	1	1	2
4	0	2	1	1	1	2
4	1	3	0	0	1	1
3	1	1	2	0	0	3
1	0	0	0	0	0	1
3	0	0	0	1	0	3
4	0	1	0	0	2	2
4	0	1	0	0	1	2

Batter	1	2	3	4	5	6	7	8	9	10
Coco Crisp, S OBP: 0.288, SLG: 0.307 (1, 10)	2-1 F8		1-3 K		2-3 K		2-1 F7			4-1 2B 1B BB
Matt Lawton, L OBP: 0.343, SLG: 0.444 (1, 7)	2-1 G3 2B		4-2 G3 BB		0-1 G4-3		0-0 F8			1-1 1B 2B
Milton Bradley, S OBP: 0.436, SLG: 0.511 (1, 8)	0-1 G3		2-2 G3			2-2 G4-3		3-3 K		4-0 1B IBB
Jody Gerut, L OBP: 0.336, SLG: 0.519 (1, 9)	3-2 P6		1-3 K			0-1 G4-3 1B		4-2 BB		0-1 1B
Casey Blake, R OBP: 0.338, SLG: 0.454 (1, 5) (9, 3)		1-2 HR 1B		1-0 1B		1-2 G4-3 1B		0-3 K		
Ben Broussard, L OBP: 0.333, SLG: 0.433 Ricky Gutierrez, R OBP: 0.319, SLG: 0.333 (8, PH) (9, 5)		0-0 HR		1-0 F7		1-2 G4-3		0-1 G6-3		
41 Victor Martinez, S OBP: 0.256, SLG: 0.270 (1, 2)		4-2 2 CS BB		1-0 P6		2-2 G4-3			0-1 G6-3	
Brandon Phillips, R OBP: 0.241, SLG: 0.307 (1, 4)		0-3 K		2-3 K			3-2 2B		1-2 F8	
2 Jhonny Peralta, R OBP: 0.256, SLG: 0.244 (1, 6)		3-3 K			1-1 G5-3		0-0 B2		2-0 1B	

Inning Stats	R: 0	H: 1	E: 0	K: 0	S: 10	R: 2	H: 2	E: 0	K: 2	S: 13	R: 0	H: 0	E: 0	K: 2	S: 15	R: 0	H: 1	E: 0	K: 1	S: 6	R: 0	H: 2	E: 0	K: 0	S: 18	R: 0	H: 1	E: 0	K: 0	S: 7	R: 0	H: 1	E: 0	K: 0	S: 7	R: 0	H: 0	E: 0	K: 2	S: 12	R: 0	H: 1	E: 0	K: 0	S: 6	R: 1	H: 2	E: 0	K: 0	S: 5	1B: 6	SF: 0	2B: 3	3B: 0	HR: 1	SAC: 0	DP: 0	HBP: 0
--------------	------	------	------	------	-------	------	------	------	------	-------	------	------	------	------	-------	------	------	------	------	------	------	------	------	------	-------	------	------	------	------	------	------	------	------	------	------	------	------	------	------	-------	------	------	------	------	------	------	------	------	------	------	-------	-------	-------	-------	-------	--------	-------	--------

PITCHER	IP	WLS	BF	H	R	ER	SO	BB	IBB	HBP	BLK	WP	HR	S	P	ERA	WHIP
Roger Clemens, R ERA: 3.68 (1, 1)	7.0		29	7	2	2	6	2	0	0	0	0	1	76	117	2.57	1.286
Chris Hammond, L ERA: 2.75 (8, 1)	2.0		7	1	0	0	2	1	0	0	0	0	0	18	28	0.00	1.000
Sterling Hitchcock, L ERA: 4.78 (10, 1)	0.0	L	4	2	1	1	0	1	1	0	0	0	0	5	14	∞	∞

PITCHER	IP	WLS	BF	H	R	ER	SO	BB	IBB	HBP	BLK	WP	HR	S	P	ERA	WHIP
Roger Clemens, R ERA: 3.68 (1, 1)	7.0		29	7	2	2	6	2	0	0	0	0	1	76	117	2.57	1.286
Chris Hammond, L ERA: 2.75 (8, 1)	2.0		7	1	0	0	2	1	0	0	0	0	0	18	28	0.00	1.000
Sterling Hitchcock, L ERA: 4.78 (10, 1)	0.0	L	4	2	1	1	0	1	1	0	0	0	0	5	14	∞	∞

PITCHER	IP	WLS	BF	H	R	ER	SO	BB	IBB	HBP	BLK	WP	HR	S	P	ERA	WHIP
Roger Clemens, R ERA: 3.68 (1, 1)	7.0		29	7	2	2	6	2	0	0	0	0	1	76	117	2.57	1.286
Chris Hammond, L ERA: 2.75 (8, 1)	2.0		7	1	0	0	2	1	0	0	0	0	0	18	28	0.00	1.000
Sterling Hitchcock, L ERA: 4.78 (10, 1)	0.0	L	4	2	1	1	0	1	1	0	0	0	0	5	14	∞	∞

Batter	1	2	3	4	5	6	7	8	9	AB R H RBI BB SO LOB	TOP
Tony Graffanino, R (1, 4) OBP: 0.327, SLG: 0.391 Willie Harris, L (7, PH) OBP: 0.234, SLG: 0.233 (7, 4)										3 1 0 0 0 1 2 1 0 0 0 1 1 0	Chicago White Sox @ Cleveland Indians Jacobs Field, Cleveland, OH Fri Jul 11 2003, 7:05 PM EDT Att. 27,712 - Cloudy - 72 F
Carlos Lee, R (1, 7) OBP: 0.311, SLG: 0.437										4 0 0 1 0 1 1	
Frank Thomas, R (1, 10) OBP: 0.414, SLG: 0.560										4 0 2 0 1 1 0	
Magglio Ordonez, R (1, 9) OBP: 0.363, SLG: 0.527										5 1 3 1 0 1 2	
Carl Everett, S (1, 8) OBP: 0.345, SLG: 0.515										5 1 1 0 0 0 6	
14 Paul Konerko, R (1, 3) OBP: 0.258, SLG: 0.278										4 0 1 1 0 0 0	
24 Joe Crede, R (1, 5) OBP: 0.274, SLG: 0.355										2 1 2 1 1 0 0	
Jose Valentin, S (1, 6) OBP: 0.331, SLG: 0.460										4 1 0 0 0 1 4	
Sandy Alomar Jr., R (1, 2) OBP: 0.284, SLG: 0.374 Miguel Olivo, R (8, 2) OBP: 0.278, SLG: 0.366										4 0 1 1 0 1 3 0 0 0 0 0 0 0	
Inning Stats	R: 0 H: 0 E: 0 LOB: 0 K: 1 BB: 0 S: 8 P: 10	R: 2 H: 3 E: 0 LOB: 1 K: 0 BB: 0 S: 12 P: 20	R: 0 H: 0 E: 0 LOB: 0 K: 1 BB: 0 S: 6 P: 9	R: 0 H: 0 E: 0 LOB: 0 K: 1 BB: 0 S: 8 P: 14	R: 3 H: 3 E: 1 LOB: 2 K: 0 BB: 1 S: 14 P: 25	R: 0 H: 1 E: 0 LOB: 1 K: 0 BB: 0 S: 12 P: 20	R: 0 H: 1 E: 0 LOB: 2 K: 0 BB: 1 S: 11 P: 19	R: 0 H: 0 E: 0 LOB: 1 K: 2 BB: 1 S: 12 P: 19	R: 0 H: 2 E: 0 LOB: 2 K: 2 BB: 0 S: 12 P: 17	1B: 7 SF: 2 2B: 3 SAC: 0 3B: 0 DP: 0 HR: 0 HBP: 0	WP: 0 PA: 41 PB: 0 SB: 0 CS: 0
PITCHER Brian Anderson, L (1, 1) ERA: 4.13 Jose Santiago, R (6, 1) ERA: 3.5 Jason Boyd, R (7, 1) ERA: 4.18 Jack Cressend, R (8, 1) ERA: 1.5	IP WLS BF H R ER SO BB IBB HBP BLK WP HR S P ERA WHIP 5.0 W 23 6 5 2 3 1 0 0 0 0 0 0 48 78 3.60 1.400 1.1 H 7 2 0 0 0 1 0 0 0 0 0 0 16 29 0.00 2.250 0.2 H 2 0 0 0 0 0 0 0 0 0 0 0 7 10 0.00 0.000 2.0 9 2 0 0 4 1 0 0 0 0 0 0 24 36 0.00 1.500	PITCHER IP WLS BF H R ER SO BB IBB HBP BLK WP HR S P ERA WHIP 0.0 0 0 0 0 0 0 0 0 0 0 0 0 0 0 0.00 0.000 0.0 0 0 0 0 0 0 0 0 0 0 0 0 0 0 0.00 0.000 0.0 0 0 0 0 0 0 0 0 0 0 0 0 0 0 0.00 0.000 0.0 0 0 0 0 0 0 0 0 0 0 0 0 0 0 0.00 0.000									

AB	36
R	5
H	10
RBI	5
BB	3
SO	7
LOB	18



livebaseballscorecards.com

Batter	1	2	3	4	5	6	7	8	9	AB R H RBI BB SO LOB	TOP																
Willie Harris, L (1, 8) OBP: 0.232, SLG: 0.224	3-3 		4-2 G4-3 S 2B BB		0-2 L6		0-0 L4		3-2 P6	4 1 0 0 1 1 2																	
Roberto Alomar, S (1, 4) OBP: 0.334, SLG: 0.349	3-2 		3-2 G4-3 SAFE 1-3		4-1 FC1-6 BB			4-2 G1-6-3 BB		2 0 1 0 2 0 1																	
Carlos Lee, R (1, 7) OBP: 0.317, SLG: 0.446	2-2 		1-0 		1-2 FC1-6 1-2f			2-2 G1-6-3 SAFE 1-2f		4 0 2 1 0 0 2																	
Magglio Ordonez, R (1, 9) OBP: 0.360, SLG: 0.522	2-3 		0-1 L9		0-1 L9			1-0 F8		4 0 0 0 0 1 4																	
Carl Everett, S (1, 10) OBP: 0.350, SLG: 0.515	1-2 G3-1			4-2 G4-3 G4-3 BB		1-2 		0-1 WP 1B		3 1 2 0 1 0 2																	
Brian Daubach, L (1, 3) OBP: 0.368, SLG: 0.425		4-1 		0-1 G4-3		2-1 F7		4-2 		2 0 0 0 2 0 2																	
Jose Valentin, S (1, 6) OBP: 0.328, SLG: 0.454		2-1 FC6-4 24 CS		0-0 G4-3		0-2 P4		0-0 		4 0 1 1 0 0 3																	
24 Joe Crede, R (1, 5) OBP: 0.276, SLG: 0.349		1-2 G6-3		4-0 		3-2 CS	1-3 K	1-3 		2 0 0 0 1 1 1																	
14 Paul Konerko, R (9, PH) OBP: 0.260, SLG: 0.293		1-2 		FC6-4 BB		1-2 	3-3 K	1-3 K		1 0 0 0 0 1 2																	
Miguel Olivo, R (1, 2) OBP: 0.272, SLG: 0.358			1-0 G5-3		1-1 FC6-4 1-2f			1-0 P3		3 0 0 0 0 1 2																	
Frank Thomas, R (9, PH) OBP: 0.412, SLG: 0.554										1 0 0 0 0 0 2																	
Inning Stats	R: 0 E: 0 K: 2 S: 17	H: 2 LOB: 2 BB: 0 P: 28	R: 0 E: 0 K: 0 S: 6	H: 0 LOB: 0 BB: 1 P: 13	R: 1 E: 0 K: 0 S: 10	H: 1 LOB: 1 BB: 1 P: 19	R: 0 E: 0 K: 0 S: 7	H: 0 LOB: 2 BB: 2 P: 16	R: 0 E: 0 K: 2 S: 11	H: 1 LOB: 0 BB: 0 P: 17	R: 0 E: 0 K: 2 S: 10	H: 0 LOB: 0 BB: 0 P: 14	R: 0 E: 0 K: 2 S: 6	H: 0 LOB: 0 BB: 1 P: 13	R: 1 E: 0 K: 1 S: 18	H: 2 LOB: 2 BB: 1 P: 27	1B: 5 2B: 1 3B: 0 HR: 0	SF: 0 SAC: 0 DP: 1 HBP: 0	WP: 2 PB: 0 SB: 1 CS: 2	PA: 38							
PITCHER	IP	WLS	BF	H	R	ER	SO	BB	IBB	HBP	BLK	WP	HR	S	P	ERA	WHIP										
37 Jake Westbrook, R (1, 1) ERA: 4.34	5.0	W	22	3	1	1	2	5	0	0	0	0	0	49	90	1.80	1.600										
Alex Herrera, L (6, 1) ERA:	0.2	H	3	1	0	0	0	0	0	0	0	0	0	8	11	0.00	1.500										
Jack Cressend, R (6, 1) ERA: 1.23	1.1	H	3	0	0	0	2	0	0	0	0	0	0	13	20	0.00	0.000										
David Riske, R (8, 1) ERA: 2.6	1.0	H	3	0	0	0	0	1	0	0	0	0	0	6	13	0.00	1.000										
Danys Baez, R (9, 1) ERA: 3.4	1.0	S	6	2	1	1	1	1	0	0	0	1	0	18	27	9.00	3.000										

Chicago White Sox @ Cleveland Indians
Jacobs Field, Cleveland, OH
 Sat Jul 12 2003, 7:05 PM EDT
 Att. 27,165 - Sunny - 73 F

AB	30
R	2
H	6
RBI	2
BB	7
SO	5
LOB	23



Batter	1	2	3	4	5	6	7	8	9	AB	R	H	RBI	BB	SO	LOB
Coco Crisp, S OBP: 0.312, SLG: 0.349 (1, 7)	2-3 K		0-0 F8		0-0 SH1-3		0-0 G5-4-3 1B			3	0	1	0	0	1	0
Casey Blake, R OBP: 0.333, SLG: 0.440 (1, 3) (9, 5)	1-0 G4-3		2-3 K		2-1 G4-3		1-1 G5-4-3 1-2f			4	0	0	0	0	1	2
Milton Bradley, S OBP: 0.439, SLG: 0.507 (1, 8)	4-2 1B BB			0-0 1B 48 2B 1B	2-1 G5-3			2-3 K		3	1	1	0	1	1	1
Shane Spencer, R OBP: 0.332, SLG: 0.423 (1, 9)	1-0 FC6-4 1B			1-3 K		0-0 1B 48 2B 1B		0-1 HR		4	2	3	1	0	1	1
Ricky Gutierrez, R OBP: 0.309, SLG: 0.320 (1, 5)	0-1 FC6-4			1-2 F9		1-0 1B 48 2B 1B		1-2 G5-3		4	0	1	0	0	0	3
Ben Broussard, L OBP: 0.340, SLG: 0.480 (9, 3)	1-2f					1-2 1B				0	0	0	0	0	0	0
Tim Laker, R OBP: 0.276, SLG: 0.406 (1, 2)			0-1 F8		0-1 1B 48 2B 1B		0-0 P3		0-0 F7	4	1	1	0	0	0	2
48 Travis Hafner, L OBP: 0.291, SLG: 0.420 (1, 10)			2-2 G6-3		0-1 1B 48 2B 1B		2-1 2B 1H 2H			3	0	2	3	0	0	0
Brandon Phillips, R OBP: 0.239, SLG: 0.301 (1, 4)			1-2 K		0-3 K		0-1 F7			3	0	0	0	0	2	2
2 Jhonny Peralta, R OBP: 0.240, SLG: 0.213 (1, 6)			2-3 K		2-0 G4-3 SH1-3 HBP				1-3 K	2	0	0	0	0	2	0

Inning Stats	R: 0	H: 1	E: 0	K: 1	S: 10	LOB: 2	BB: 1	P: 18	R: 0	H: 0	E: 0	K: 1	S: 8	LOB: 0	BB: 0	P: 11	R: 0	H: 0	E: 0	K: 2	S: 10	LOB: 0	BB: 0	P: 14	R: 2	H: 3	E: 0	K: 2	S: 14	LOB: 1	BB: 0	P: 16	R: 0	H: 0	E: 0	K: 0	S: 5	LOB: 1	BB: 0	P: 11	R: 1	H: 3	E: 0	K: 0	S: 7	LOB: 1	BB: 0	P: 10	R: 0	H: 1	E: 0	K: 1	S: 6	LOB: 0	BB: 0	P: 8	R: 1	H: 1	E: 0	K: 1	S: 9	LOB: 0	BB: 0	P: 12
1B: 6	SF: 0	2B: 2	SAC: 1	3B: 0	DP: 1	HR: 1	HBP: 1	WP: 0	PA: 33	WP: 0	PA: 33	PB: 0	SB: 0	CS: 0																																																		

PITCHER	IP	WLS	BF	H	R	ER	SO	BB	IBB	HBP	BLK	WP	HR	S	P	ERA	WHIP
Mike Porzio, L ERA: 4.76 (1, 1)	5.2	L	25	7	3	3	6	1	0	1	0	0	0	52	78	4.76	1.412
Rick White, R ERA: 6.0 (6, 1)	2.1		8	2	1	1	2	0	0	0	0	0	1	17	22	3.86	0.857

BOTTOM

Chicago White Sox @ Cleveland Indians
Jacobs Field, Cleveland, OH

Sat Jul 12 2003, 7:05 PM EDT
Att. 27,165 - Sunny - 73 F

livebaseballscorecards.com

AB	30
R	4
H	9
RBI	4
BB	1
SO	8
LOB	11



Batter	1	2	3	4	5	6	7	8	9	AB R H RBI BB SO LOB	TOP																							
Tony Graffanino, R OBP: 0.329, SLG: 0.418 (1, 4) (8, 6)	1-1 1B HR 2B	1-2 FC3-6 1B		1-0 P3		1-1 P6		1-2 HR 2-H 3-H		5 2 3 3 0 0 2																								
Aaron Rowand, R OBP: 0.303, SLG: 0.387 (1, 8)	0-0 HR 2-3 1B	0-2 FC3-6 1B		2-3 K		2-2 P3		0-0 2B		5 1 3 0 0 1 0																								
Frank Thomas, R OBP: 0.407, SLG: 0.545 (1, 10)	3-3 K	0-1 FC3-6 1-2f 2-3		2-1 F7		1-3 K		2-2 P6		5 0 0 0 0 2 6																								
Magglio Ordonez, R OBP: 0.363, SLG: 0.529 (1, 9)	2-1 HR 1-H 3-H	2-3 K		4-1 BB G6-4-3		4-1 BB		2-0 F9		3 1 1 3 2 1 2																								
Carlos Lee, R OBP: 0.315, SLG: 0.441 (1, 7)	4-2 14 1B 24 SF9 BB			0-1 G6-4-3 1-2f		1-0 F7		2-3 K		4 1 0 0 1 2 2																								
14 Paul Konerko, R OBP: 0.267, SLG: 0.300 Willie Harris, L OBP: 0.230, SLG: 0.222 (8, PR) (8, 4)	0-1 1-3 1B			2-3 K		1-0 1B 1B		0-1 HR 24 SH1-3 1B		4 0 3 0 0 1 0 1 1 0 0 0 0 0																								
24 Joe Crede, R OBP: 0.277, SLG: 0.348 (1, 5)	0-1 SF9 3-H			4-2 BB		1-1 P2		0-0 SH1-3 1-2		1 0 0 1 1 0 1																								
Jose Valentin, S OBP: 0.325, SLG: 0.450 Carl Everett, S OBP: 0.351, SLG: 0.515 Brian Daubach, L OBP: 0.368, SLG: 0.425 (1, 6) (8, PH) (8, 3)	1-1 G5-3			0-0 P2		3-3 K		4-0 HR S IBB		3 0 0 0 0 1 3 0 1 0 0 1 0 0 0 0 0 0 0 0 0																								
Miguel Olivo, R OBP: 0.272, SLG: 0.356 (1, 2)		1-0 G6-3		0-2 G5-3		3-1 1B		3-3 K 1-2 2-3		4 0 1 0 0 1 2																								
Inning Stats	R: 4 E: 0 K: 1 S: 16	H: 4 LOB: 1 BB: 1 P: 27	R: 0 E: 0 K: 1 S: 13	H: 2 LOB: 2 BB: 0 P: 17	R: 0 E: 0 K: 2 S: 10	H: 0 LOB: 1 BB: 1 P: 17	R: 0 E: 0 K: 1 S: 7	H: 0 LOB: 0 BB: 0 P: 10	R: 0 E: 0 K: 1 S: 5	H: 0 LOB: 0 BB: 1 P: 11	R: 0 E: 0 K: 1 S: 10	H: 2 LOB: 2 BB: 0 P: 19	R: 0 E: 0 K: 1 S: 9	H: 0 LOB: 1 BB: 1 P: 17	R: 3 E: 0 K: 1 S: 13	H: 3 LOB: 2 BB: 1 P: 23	R: 0 E: 0 K: 1 S: 10	H: 0 LOB: 0 BB: 0 P: 17	1B: 7 2B: 2 3B: 0 HR: 2	SF: 1 SAC: 1 DP: 1 HBP: 0	WP: 0 PB: 0 SB: 2 CS: 0	PA: 42												
PITCHER	IP WLS BF H R ER SO BB IBB HBP BLK WP HR S P ERA WHIP																																	
Billy Traber, L ERA: 4.38 63 Rafael Betancourt, R ERA: 6.75 Alex Herrera, L ERA: 2.84 Terry Mulholland, L ERA: 4.44	(1, 1) (7, 1) (8, 1) (9, 1)	6.0 1.1 0.2 1.0	L	28 6 5 3	8 1 2 0	4 2 1 0	4 2 1 0	6 1 1 1	3 1 0 0	0 0 1 0	0 0 0 0	0 0 1 0	101 20 20 17	6.00 13.50 13.50 0.00	1.833 1.500 3.000 0.000																			

Chicago White Sox @ Cleveland Indians
Jacobs Field, Cleveland, OH
Sun Jul 13 2003, 1:05 PM EDT
Att. 26,467 - Sunny - 73 F

livebaseballscorecards.com

AB	35
R	7
H	11
RBI	7
BB	5
SO	9
LOB	18



Batter	1	2	3	4	5	6	7	8	9	AB R H RBI BB SO LOB
Jody Gerut, L OBP: 0.336, SLG: 0.516 (1, 9)	1-0 G6-3 ①		2-2 HR ②		2-2 P6 ①		2-3 K ①		2-1 1B ①	5 1 2 1 0 1 2
Casey Blake, R OBP: 0.334, SLG: 0.437 (1, 5)	2-1 1B ②		1-2 G6-3 ②		2-2 P5 ②		4-2 BB ②		3-3 K ①	4 0 1 0 1 1 4
Milton Bradley, S OBP: 0.435, SLG: 0.502 (1, 8)	1-1 P2 ②		2-0 F7 ③		0-1 2B 1B ②		1-3 K ②		1-2 P6 ②	5 0 1 2 0 1 4
Shane Spencer, R OBP: 0.329, SLG: 0.422 (1, 7)	2-3 K ③			2-2 G6-3 ①	2-1 2B 1B ②		3-3 K ③		1-3 K ③	5 0 1 0 0 3 4
Ben Broussard, L OBP: 0.338, SLG: 0.471 (1, 3)		3-3 K ①		0-0 G4-3 ②	4-2 BB ③			3-1 F7 ①		3 0 0 0 1 1 0
48 Travis Hafner, L OBP: 0.289, SLG: 0.423 (1, 10)		1-3 K ②		3-3 K ③	2-3 K ③			0-0 2B 1B ②		4 0 1 0 0 3 3
41 Victor Martinez, S OBP: 0.255, SLG: 0.250 (1, 2)		4-2 BB ③			0-0 2B 1B ②	1-0 P4 ①		0-1 G6-3 ②		3 1 1 0 1 0 1
2 Jhonny Peralta, R OBP: 0.259, SLG: 0.220 (1, 6)		2-3 K ③			4-1 2B 1B BB ②	2-2 K ②		2-2 1B ③		3 1 1 0 1 2 1
Brandon Phillips, R OBP: 0.242, SLG: 0.307 (1, 4)			1-1 G6-3 ①		1-2 1B 2B ②	2-3 K ③			2-2 1B ①	4 1 2 1 0 1 0

Inning Stats	R: 0 E: 0 K: 1 S: 8	H: 1 LOB: 1 BB: 0 P: 14	R: 0 E: 0 K: 3 S: 13	H: 0 LOB: 1 BB: 1 P: 23	R: 1 E: 0 K: 0 S: 9	H: 1 LOB: 0 BB: 0 P: 15	R: 0 E: 0 K: 1 S: 9	H: 0 LOB: 0 BB: 0 P: 14	R: 3 E: 0 K: 1 S: 21	H: 4 LOB: 3 BB: 2 P: 38	R: 0 E: 0 K: 2 S: 8	H: 0 LOB: 0 BB: 0 P: 13	R: 0 E: 0 K: 3 S: 12	H: 0 LOB: 1 BB: 1 P: 22	R: 0 E: 0 K: 0 S: 8	H: 2 LOB: 2 BB: 0 P: 13	R: 0 E: 0 K: 2 S: 15	H: 2 LOB: 2 BB: 0 P: 24	1B: 6 2B: 3 3B: 0 HR: 1	SF: 0 SAC: 0 DP: 0 HBP: 0
--------------	------------------------------	----------------------------------	-------------------------------	----------------------------------	------------------------------	----------------------------------	------------------------------	----------------------------------	-------------------------------	----------------------------------	------------------------------	----------------------------------	-------------------------------	----------------------------------	------------------------------	----------------------------------	-------------------------------	----------------------------------	----------------------------------	------------------------------------


BOTTOM

Chicago White Sox @ Cleveland Indians
Jacobs Field, Cleveland, OH

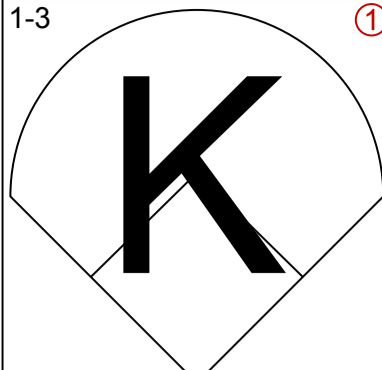
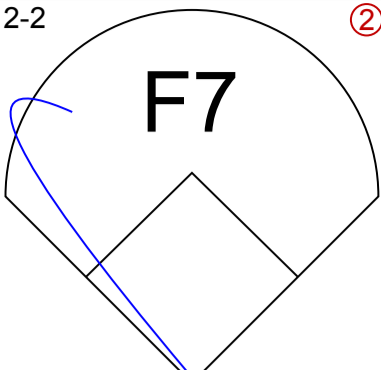
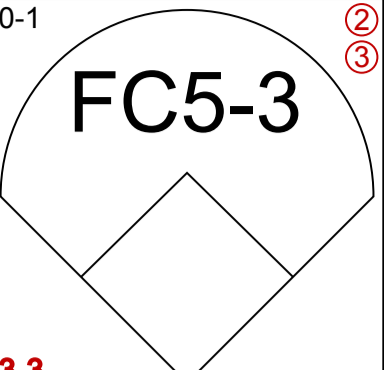
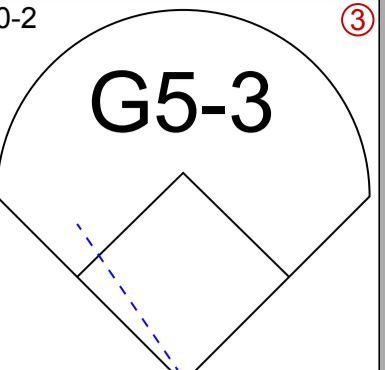
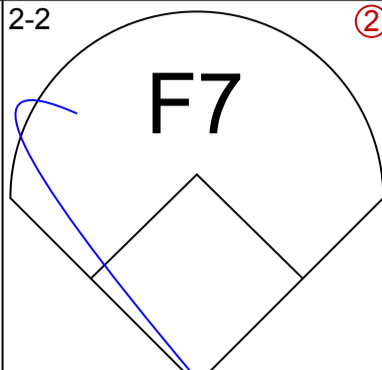
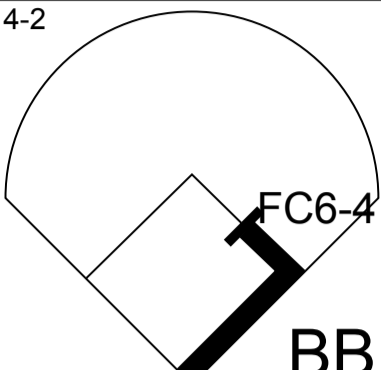
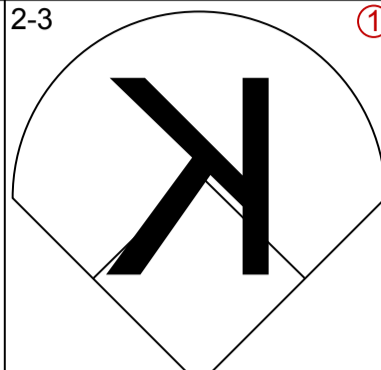
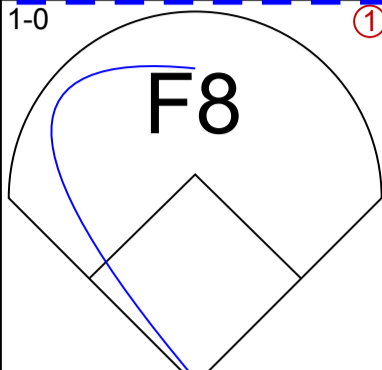
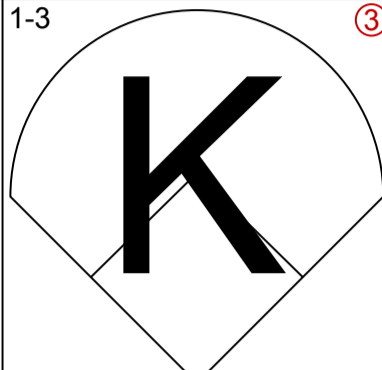
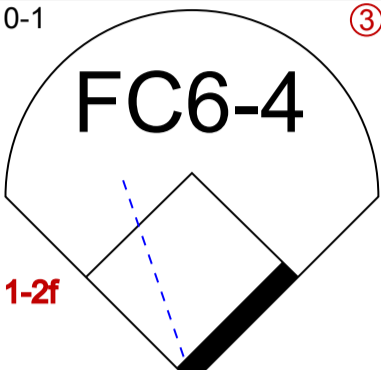
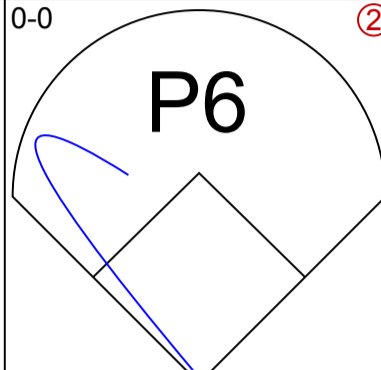
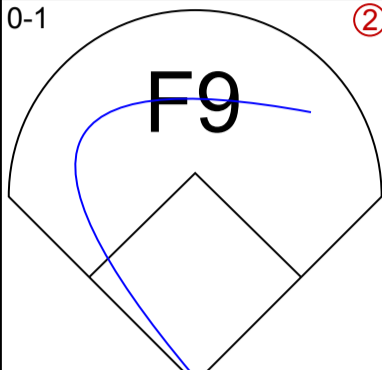
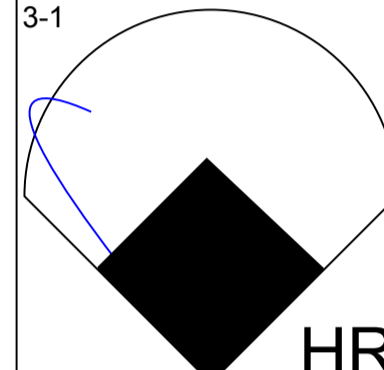
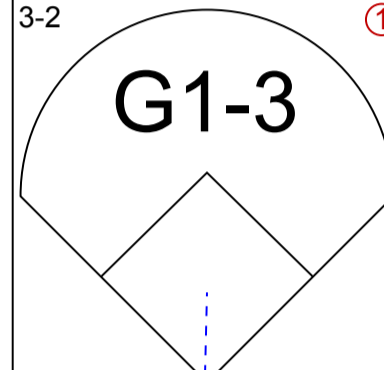
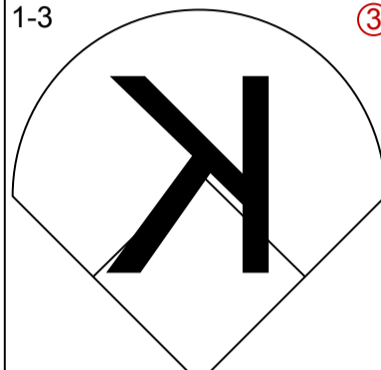
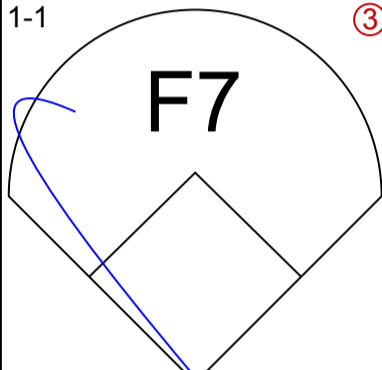
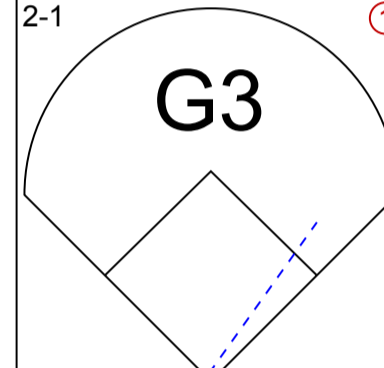
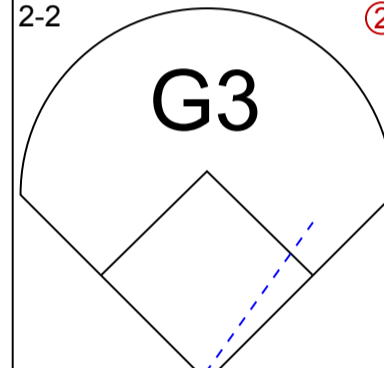
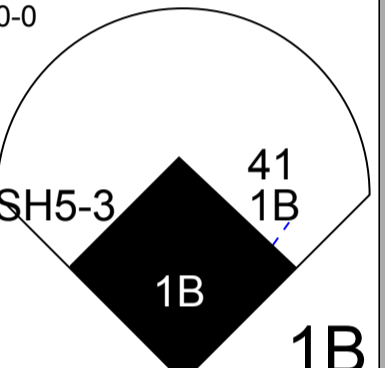
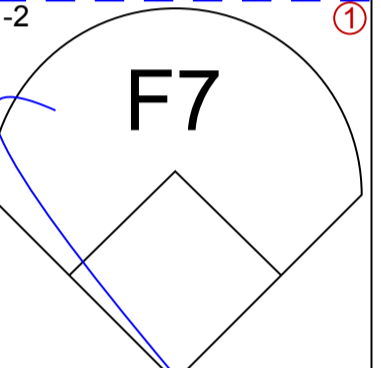
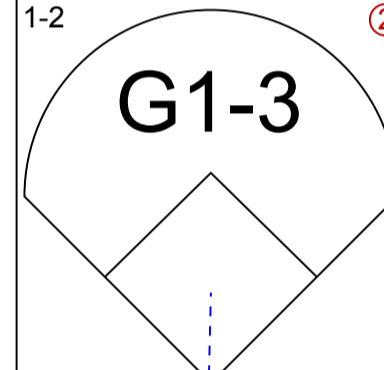
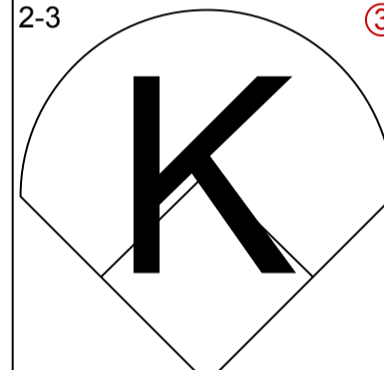
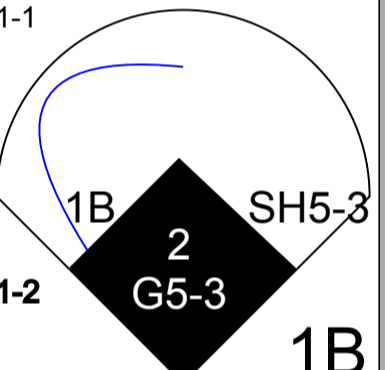
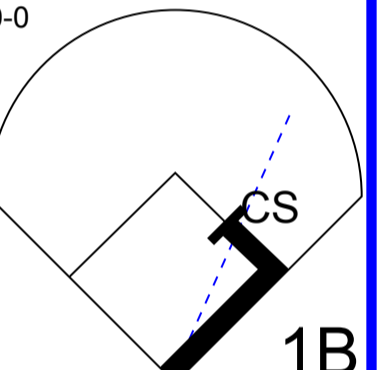
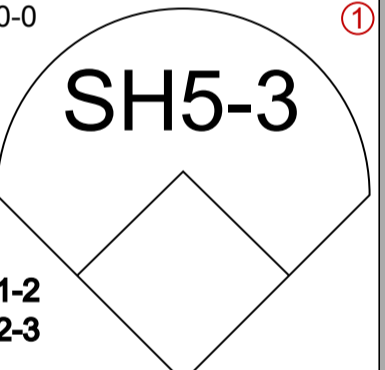
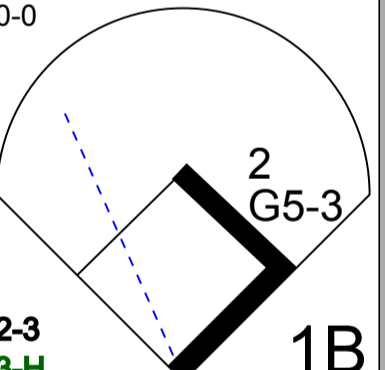
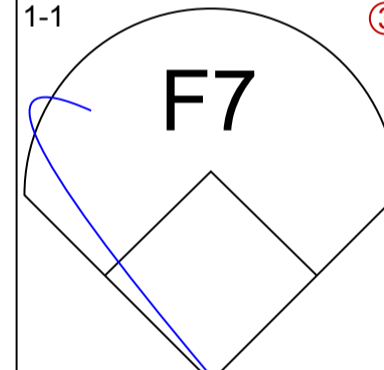
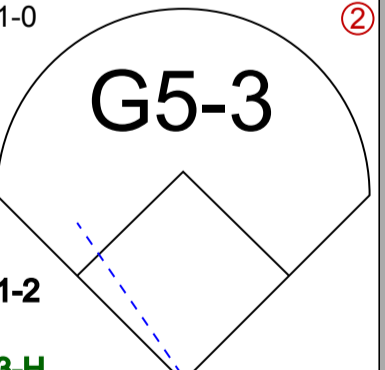

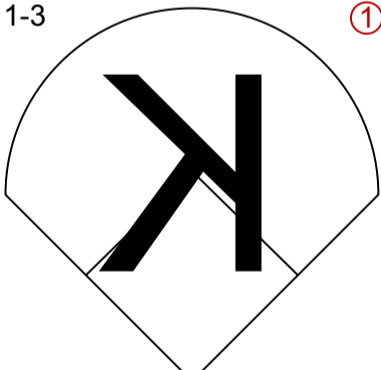
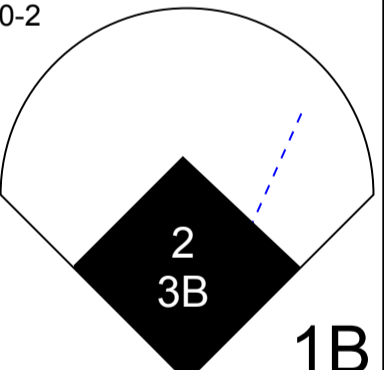
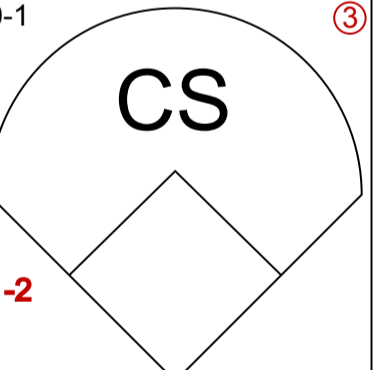
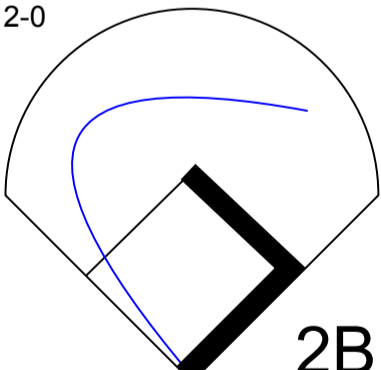
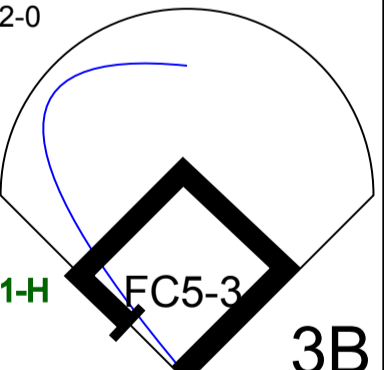
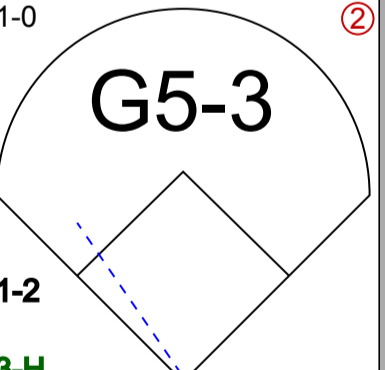
Sun Jul 13 2003, 1:05 PM EDT
Att. 26,467 - Sunny - 73 F

livebaseballscorecards.com

AB	36
R	4
H	10
RBI	4
BB	4
SO	13
LOB	19



PITCHER	IP	WLS	BF	H	R	ER	SO	BB	IBB	HBP	BLK	WP	HR	S	P	ERA	WHIP
Jon Garland, R ERA: 4.64 (1, 1)	4.2		22	6	4	4	5	2	0	0	0	0	1	55	93	7.71	1.714
David Sanders, L ERA: 4.71 (5, 1)	1.1		5	0	0	0	3	1	0	0	0	0	0	13	24	0.00	0.750
Damaso Marte, L ERA: 1.66 (7, 1)	2.0	W	8	2	0	0	3	1	0	0	0	0	0	20	35	0.00	1.500
Tom Gordon, R ERA: 3.35 (9, 1)	1.0	S	5	2	0	0	2	0	0	0	0	0	0	15	24	0.00	2.000

Batter	1	2	3	4	5	6	7	8	9	AB R H RBI BB SO LOB	TOP												
Coco Crisp, S (1, 7) OBP: 0.303, SLG: 0.338	1-3 		2-2 		0-1 		0-2 			4 0 0 0 0 1 3													
Casey Blake, R (1, 5) OBP: 0.333, SLG: 0.433	2-2 		4-2 			2-3 		1-0 		3 0 0 0 1 1 0													
Milton Bradley, S (1, 8) OBP: 0.431, SLG: 0.495	1-3 		0-1 			0-0 		0-1 		4 0 0 0 0 1 2													
Shane Spencer, R (1, 10) OBP: 0.328, SLG: 0.433		3-1 			3-2 		1-3 		1-1 	4 1 1 1 0 1 0													
Jody Gerut, L (1, 9) OBP: 0.335, SLG: 0.511		2-1 			2-2 		0-0 		1-2 	4 1 1 0 0 0 0													
41 Victor Martinez, S (1, 2) OBP: 0.275, SLG: 0.271		1-2 			2-3 		1-1 		0-0 	4 1 2 0 0 1 0													
Zach Sorensen, S (9, PR) OBP: 0.310, SLG: 0.360							1-2 			0 0 0 0 0 0 0													
Tim Laker, R (9, 2) OBP: 0.276, SLG: 0.406							1-2 			0 0 0 0 0 0 0													
Ben Broussard, L (1, 3) OBP: 0.333, SLG: 0.463		1-1 					0-0 		3-2 	3 0 0 0 0 0 1													
John McDonald, R (1, 4) OBP: 0.296, SLG: 0.349			1-3 				0-2 		0-1 	3 1 2 1 0 1 0													
2 Jhonny Peralta, R (1, 6) OBP: 0.281, SLG: 0.302			2-0 			1-1 		1-0 		3 0 2 2 0 0 1													
Inning Stats	R: 0 E: 0 K: 2 S: 9	H: 0 LOB: 0 BB: 0 P: 13	R: 1 E: 0 K: 0 S: 9	H: 1 LOB: 0 BB: 0 P: 16	R: 0 E: 0 K: 1 S: 13	H: 1 LOB: 2 BB: 1 P: 22	R: 0 E: 0 K: 1 S: 10	H: 0 LOB: 0 BB: 0 P: 17	R: 1 E: 0 K: 0 S: 8	H: 2 LOB: 0 BB: 0 P: 11	R: 0 E: 0 K: 2 S: 8	H: 0 LOB: 0 BB: 0 P: 11	R: 2 E: 0 K: 0 S: 9	H: 3 LOB: 1 BB: 0 P: 11	R: 0 E: 0 K: 0 S: 5	H: 0 LOB: 0 BB: 0 P: 7	R: 0 E: 0 K: 0 S: 8	H: 1 LOB: 1 BB: 0 P: 12	1B: 5 2B: 2 3B: 1 HR: 1	SF: 0 SAC: 1 DP: 1 HBP: 0	WP: 0 PB: 0 SB: 0 CS: 1	PA: 35	
PITCHER	IP WLS BF H R ER SO BB IBB HBP BLK WP HR S P ERA WHIP																						
Andy Pettitte, L (1, 1) ERA: 4.66	7.0		28	7	4	4	6	1	0	0	0	0	0	1	66	101	5.14	1.143					
Chris Hammond, L (8, 1) ERA: 3.12	1.0		3	0	0	0	0	0	0	0	0	0	0	5	7	0.00	0.000						
42 Mariano Rivera, R (9, 1) ERA: 1.7	1.0	W	3	1	0	0	0	0	0	0	0	0	0	8	12	0.00	1.000						

Cleveland Indians @ New York Yankees
Yankee Stadium, Bronx, NY
 Thu Jul 17 2003, 7:05 PM EDT
 Att. 46,401 - Sunny - 80 F

AB	32
R	4
H	8
RBI	4
BB	1
SO	6
LOB	7



WP: 0	PA: 35
-------	--------

ERA	WHIP
-----	------

livebaseballscorecards.com

Batter	1	2	3	4	5	6	7	8	9	AB R H RBI BB SO LOB	TOP														
Coco Crisp, S (1, 7) OBP: 0.306, SLG: 0.341	1-2 S 1B		2-3 K		0-0 G4-3 G5-3 1B		0-0 P2		1-3 K	5 1 2 0 0 2 2															
Casey Blake, R (1, 5) OBP: 0.334, SLG: 0.430	2-0 P4 1-2		1-1 P1		0-0 G5-3 1-2		2-1 1B		4-2 BB 1-2 2-3	4 0 1 0 1 0 2															
Milton Bradley, S (1, 8) OBP: 0.427, SLG: 0.488	4-2 BB			2-3 K	0-1 G4-3		3-3 K		1-2 F9	4 0 0 0 1 2 5															
Jody Gerut, L (1, 9) OBP: 0.337, SLG: 0.509	0-3 K			1-1 48 1B 2B 1B	4-1 48 PO 1B BB			1-0 P3		3 1 1 0 1 1 2															
Ben Broussard, L (1, 3) OBP: 0.332, SLG: 0.459	1-3 K			0-1 F8	0-0 1B			1-1 G4-3		4 0 1 1 0 1 3															
48 Travis Hafner, L (1, 10) OBP: 0.288, SLG: 0.417		1-0 G1-3		0-2 2B 1B 1B	1-1 PO	1-3 K		1-3 K		4 1 1 0 0 2 0															
Tim Laker, R (1, 2) OBP: 0.284, SLG: 0.419		2-2 K		0-1 1B 2B		1-1 G5-3			0-0 BB E 1B	4 1 2 1 0 1 0	AB 36 R 4 H 9 RBI 4 BB 3 SO 12 LOB 18														
John McDonald, R (1, 4) OBP: 0.297, SLG: 0.349		3-1 G1-3		0-0 2S 1B		0-3 K			0-1 E5 BB	3 0 1 2 0 1 0 1 0 0 0 0 0 1															
Zach Sorensen, S (9, PH) OBP: 0.300, SLG: 0.346									1-2																
2 Jhonny Peralta, R (1, 6) OBP: 0.262, SLG: 0.281			2-3 K	3-2 G6-3			2-2 F8		2-3 K	4 0 0 0 0 2 3															
Inning Stats	R: 0 E: 0 K: 2 S: 13	H: 1 LOB: 2 BB: 1 P: 21	R: 0 E: 0 K: 1 S: 6	H: 0 LOB: 0 BB: 0 P: 12	R: 0 E: 0 K: 2 S: 9	H: 0 LOB: 0 BB: 0 P: 14	R: 3 E: 0 K: 1 S: 17	H: 4 LOB: 1 BB: 0 P: 23	R: 1 E: 0 K: 0 S: 7	H: 2 LOB: 1 BB: 1 P: 12	R: 0 E: 0 K: 2 S: 9	H: 0 LOB: 0 BB: 0 P: 11	R: 0 E: 0 K: 1 S: 9	H: 1 LOB: 1 BB: 0 P: 16	R: 0 E: 0 K: 1 S: 7	H: 0 LOB: 0 BB: 0 P: 10	R: 0 E: 1 K: 2 S: 17	H: 1 LOB: 3 BB: 1 P: 25	1B: 8 2B: 1 3B: 0 HR: 0	SF: 0 SAC: 0 DP: 0 HBP: 0	WP: 0 PB: 0 SB: 2 CS: 0	PA: 40			
PITCHER	IP	WLS	BF	H	R	ER	SO	BB	IBB	HBP	BLK	WP	HR	S	P	ERA	WHIP								
Roger Clemens, R (1, 1) ERA: 3.79	6.0	W	26	7	4	4	8	2	0	0	0	0	0	61	93	6.00	1.500								
Armando Benitez, R (7, 1) ERA: 2.98	2.0		7	1	0	0	2	0	0	0	0	0	0	16	26	0.00	0.500								
Antonio Osuna, R (9, 1) ERA: 2.86	1.0		6	1	0	0	2	1	0	0	0	0	0	17	25	0.00	2.000								

Cleveland Indians @ New York Yankees
 Yankee Stadium, Bronx, NY
 Fri Jul 18 2003, 7:05 PM EDT
 Att. 47,341 - Overcast - 79 F

livebaseballscorecards.com



Batter	1	2	3	4	5	6	7	8	9
Alfonso Soriano, R (1, 4) OBP: 0.343, SLG: 0.514	0-0 P6		0-0 P6		1-1 F7	2-1 2B		1-2 G5-3	
2 Derek Jeter, R (1, 6) OBP: 0.382, SLG: 0.452	0-0 G1-6-3		3-3 1 SAFE K		2-0 G6-3	3-3 2B		3-2 G6-3	
25 Jason Giambi, L (1, 3) OBP: 0.420, SLG: 0.560	3-2 K		0-0 1-H HR			4-2 2B BB	2-2 HR	2-3 K	
Bernie Williams, S (1, 8) OBP: 0.388, SLG: 0.431		0-3 K	1-0 G6-3			0-1 55 1B SF9 2B	4-2 55 G3 BB		
55 Hideki Matsui, L (1, 7) OBP: 0.357, SLG: 0.458		1-0 E 2B		3-2 F8		1-0 20 BB 1B	2-0 G3		
20 Jorge Posada, S (1, 2) OBP: 0.403, SLG: 0.477		4-1 FC5-4 BB		0-0 F7		4-2 1B 2B BB	1-3 K		
Raul Mondesi, R (1, 9) OBP: 0.339, SLG: 0.473		0-0 FC5-4		0-0 FC4-6 1B		0-2 SF9	3-3 K		
Ruben Sierra, S (1, 10) OBP: 0.350, SLG: 0.445		3-2 1 SAFE G1-3		1-1 FC4-6		3-2 G3 2B 1B		2-1 HR	
Todd Zeile, R (1, 5) OBP: 0.288, SLG: 0.353			0-1 25 HR 1B		2-1 F8	1-1 G3		2-2 G5-3 1B	

Inning Stats	R: 0	H: 0	E: 0	K: 1	S: 5	LOB: 0	BB: 0	P: 8	R: 1	H: 1	E: 1	K: 1	S: 10	LOB: 1	BB: 1	P: 18	R: 2	H: 2	E: 0	K: 1	S: 11	LOB: 0	BB: 0	P: 15	R: 0	H: 1	E: 0	K: 0	S: 7	LOB: 1	BB: 0	P: 11	R: 0	H: 0	E: 0	K: 0	S: 5	LOB: 0	BB: 0	P: 10	R: 5	H: 4	E: 0	K: 1	S: 21	LOB: 1	BB: 2	P: 39	R: 1	H: 1	E: 0	K: 2	S: 13	LOB: 1	BB: 1	P: 25	R: 1	H: 2	E: 0	K: 1	S: 16	LOB: 1	BB: 0	P: 26	1B: 5	SF: 1	2B: 3	SAC: 0	3B: 0	DP: 0	HR: 3	HBP: 0
--------------	------	------	------	------	------	--------	-------	------	------	------	------	------	-------	--------	-------	-------	------	------	------	------	-------	--------	-------	-------	------	------	------	------	------	--------	-------	-------	------	------	------	------	------	--------	-------	-------	------	------	------	------	-------	--------	-------	-------	------	------	------	------	-------	--------	-------	-------	------	------	------	------	-------	--------	-------	-------	-------	-------	-------	--------	-------	-------	-------	--------

PITCHER	IP	WLS	BF	H	R	ER	SO	BB	IBB	HBP	BLK	WP	HR	S	P	ERA	WHIP
Brian Anderson, L (1, 1) ERA: 4.35	5.0	L	23	6	6	5	3	2	0	0	0	0	1	43	72	9.00	1.600
Jason Boyd, R (6, 1) ERA: 4.5	1.0		6	2	2	2	1	1	0	0	0	0	0	16	29	18.00	3.000
Alex Herrera, L (7, 1) ERA: 3.86	0.2		4	1	1	1	1	1	0	0	0	0	1	10	19	13.50	3.000
Jack Cressend, R (7, 1) ERA: 1.17	0.1		1	0	0	0	1	0	0	0	0	0	0	3	6	0.00	0.000
Danys Baez, R (8, 1) ERA: 3.55	0.2		4	2	1	1	0	0	0	0	0	0	1	13	21	13.50	3.000

BOTTOM


Cleveland Indians @ New York Yankees
Yankee Stadium, Bronx, NY

Fri Jul 18 2003, 7:05 PM EDT
Att: 47,341 - Overcast - 79 F

AB	R	H	RBI	BB	SO	LOB
5	0	1	2	0	0	2
5	0	0	0	0	2	3
4	3	2	3	1	2	1
3	1	1	1	1	1	0
4	2	2	0	0	0	1
2	1	0	0	2	1	1
3	0	1	1	0	1	2
4	2	2	2	0	0	2
4	1	2	0	0	0	2

AB	34
R	10
H	11
RBI	9
BB	4
SO	7
LOB	14

WP: 0 PA: 39
PB: 0 SB: 0
CS: 0



PITCHER	IP	WLS	BF	H	R	ER	SO	BB	IBB	HBP	BLK	WP	HR	S	P	ERA	WHIP
63 Rafael Betancourt, R (8, 1) ERA: 5.4	0.1		1	0	0	0	1	0	0	0	0	0	0	3	5	0.00	0.000

Batter	1	2	3	4	5	6	7	8	9	AB R H RBI BB SO LOB	TOP	
Coco Crisp, S (1, 7) OBP: 0.311, SLG: 0.345	0-1 CS 1B		1-1 HR 1B		0-0 G5-3			1-1 G3-6-3		4 1 2 0 0 0 1		
Casey Blake, R (1, 5) OBP: 0.336, SLG: 0.431	0-1 1-2 1B		0-1 F9		1-0 F9			0-0 BB 1B		4 0 2 0 0 0 2		
Jody Gerut, L (1, 9) OBP: 0.340, SLG: 0.520	2-3 K		2-2 HR		1-1 F9			4-0 BB		3 1 1 3 1 1 1		
Milton Bradley, S (1, 8) OBP: 0.428, SLG: 0.498	0-0 L4		2-2 HR		1-0 CS 1B			0-0 F9		4 1 2 1 0 0 3		
Ryan Ludwick, R (1, 10) OBP: 0.235, SLG: 0.167		1-3 K	2-2 F9		0-1 F9			2-3 K		4 0 0 0 0 2 1		
Ben Broussard, L (1, 3) OBP: 0.330, SLG: 0.454		2-3 K		0-0 41 G5-4-3 1B		0-1 CS	0-2 G1-3	2-3 K		4 0 1 0 0 2 0		
41 Victor Martinez, S (1, 2) OBP: 0.255, SLG: 0.250		2-3 K		0-0 G5-4-3			1-3 K	2-0 G3		4 0 0 0 0 2 1		
John McDonald, R (1, 4) OBP: 0.291, SLG: 0.341			2-0 F8	2-2 F9			0-0 G6-3			3 0 0 0 0 0 0		
2 Jhonny Peralta, R (1, 6) OBP: 0.281, SLG: 0.288			1-0 HR 1B		3-2 G5-3			4-2 BB G3-6-3		2 1 1 0 1 0 0		
Inning Stats	R: 0 E: 0 K: 1 S: 9 H: 2 LOB: 1 BB: 0 P: 11	R: 0 E: 0 K: 3 S: 11 H: 0 LOB: 0 BB: 0 P: 16	R: 4 E: 0 K: 0 S: 15 H: 4 LOB: 0 BB: 0 P: 25	R: 0 E: 0 K: 0 S: 7 H: 1 LOB: 0 BB: 0 P: 9	R: 0 E: 0 K: 0 S: 9 H: 0 LOB: 0 BB: 0 P: 13	R: 0 E: 0 K: 1 S: 6 H: 1 LOB: 0 BB: 0 P: 8	R: 0 E: 0 K: 1 S: 10 H: 0 LOB: 0 BB: 0 P: 11	R: 0 E: 0 K: 0 S: 10 H: 1 LOB: 2 BB: 2 P: 19	R: 0 E: 0 K: 2 S: 9 H: 0 LOB: 0 BB: 0 P: 15	1B: 7 2B: 0 3B: 0 HR: 2 SF: 0 SAC: 0 DP: 2 HBP: 0	WP: 0 PB: 0 SB: 0 CS: 2 PA: 35	
PITCHER	IP WLS BF H R ER SO BB IBB HBP BLK WP HR S P ERA WHIP											
David Wells, L (1, 1) ERA: 3.83	7.0 W 26 8 4 4 5 0 0 0 0 0 0 2 67 93 5.14 1.143											
Armando Benitez, R (8, 1) ERA: 2.94	0.2 H 4 1 0 0 0 2 0 0 0 0 0 0 9 18 0.00 4.500											
42 Mariano Rivera, R (8, 1) ERA: 1.64	1.1 S 4 0 0 0 0 2 0 0 0 0 0 0 10 16 0.00 0.000											

Cleveland Indians @ New York Yankees
Yankee Stadium, Bronx, NY
 Sat Jul 19 2003, 4:05 PM EDT
 Att. 54,981 - Sunny - 81 F

livebaseballscorecards.com

AB	32
R	4
H	9
RBI	4
BB	2
SO	7
LOB	9



Batter	1	2	3	4	5	6	7	8	9	AB R H RBI BB SO LOB	TOP									
Coco Crisp, S OBP: 0.316, SLG: 0.350 (1, 7) B F C B B X	2-2 CS 1B			2-2 G3-1 G3-1 1B		0-0 G4-3		2-3 K		4 0 2 0 0 1 0										
Casey Blake, R OBP: 0.335, SLG: 0.429 (1, 5) B 1 SAFE SAFE B F B X	3-1 P6 1-2			1-1 G3-1 1-2			3-2 48 1B 1B	1-0 F8		4 1 1 0 0 0 2										
Jody Gerut, L OBP: 0.335, SLG: 0.511 (1, 9) C B X	1-1 G4-3			2-1 G3-1 2-3			1-3 K	2-1 P4		4 0 0 0 0 1 2										
Milton Bradley, S OBP: 0.426, SLG: 0.494 (1, 8) B B B B X		3-1 F9		0-3 K			0-0 F7		4-2 48 G3 41 G6-3 BB BB	3 1 0 0 1 1 2										
Ben Broussard, L OBP: 0.338, SLG: 0.455 (1, 3) C T C B		0-3 K			4-1 41 G4-3 BB		1-0 48 1B 41 1B		4-2 41 G6-3 48 G3 BB	2 1 1 0 2 1 0										
48 Travis Hafner, L OBP: 0.287, SLG: 0.411 (1, 10) X		0-0 F7			0-1 P3		2-2 41 1B 2 1B		1-1 G3	4 1 1 1 0 0 3										
41 Victor Martinez, S OBP: 0.254, SLG: 0.250 (1, 2) X			0-0 F8		1-0 G4-3 1-2f		2-2 2 1B		1-1 G6-3	4 0 1 2 0 0 2										
2 Jhonny Peralta, R OBP: 0.279, SLG: 0.286 (1, 6) B F B B X			3-2 G3-1			3-2 K	1-2 1-2		0-2 G6-3	4 0 1 1 0 1 1										
Zach Sorensen, S OBP: 0.281, SLG: 0.321 (1, 4) Ryan Ludwick, R OBP: 0.229, SLG: 0.161 (7, PH) John McDonald, R OBP: 0.291, SLG: 0.341 (7, 4) C B C B			1-3 K			0-2 F9	1-0 SAFE F9			2 0 0 0 0 1 0 1 0 0 0 0 0 2 0 0 0 0 0 0 0										
Inning Stats	R: 0 E: 0 K: 0 S: 8	H: 1 LOB: 0 BB: 0 P: 14	R: 0 E: 0 K: 1 S: 6	H: 0 LOB: 0 BB: 0 P: 9	R: 0 E: 0 K: 1 S: 7	H: 0 LOB: 0 BB: 0 P: 11	R: 0 E: 0 K: 1 S: 11	H: 1 LOB: 1 BB: 0 P: 15	R: 0 E: 0 K: 1 S: 4	H: 0 LOB: 0 BB: 1 P: 9	R: 3 E: 0 K: 1 S: 21	H: 5 LOB: 2 BB: 0 P: 32	R: 0 E: 0 K: 1 S: 7	H: 0 LOB: 0 BB: 0 P: 12	R: 1 E: 0 K: 0 S: 14	H: 0 LOB: 1 BB: 2 P: 24	1B: 7 2B: 0 3B: 0 HR: 0	SF: 0 SAC: 0 DP: 1 HBP: 0	WP: 0 PB: 0 SB: 0 CS: 1	PA: 35
PITCHER	IP WLS BF H R ER SO BB IBB HBP BLK WP HR S P ERA WHIP																			
35 Mike Mussina, R ERA: 3.3 (1, 1)	6.2 W 26 7 3 3 5 1 0 0 0 0 0 0 64 99 4.05 1.200																			
Chris Hammond, L ERA: 3.02 (7, 1)	1.1 H 4 0 0 0 1 0 0 0 0 0 0 0 8 14 0.00 0.000																			
Sterling Hitchcock, L ERA: 5.06 (9, 1)	0.0 2 0 1 1 0 2 0 0 0 0 0 0 7 15 ∞ ∞																			
42 Mariano Rivera, R ERA: 1.6 (9, 1)	1.0 S 3 0 0 0 0 0 0 0 0 0 0 0 7 9 0.00 0.000																			

Cleveland Indians @ New York Yankees
Yankee Stadium, Bronx, NY
 Sun Jul 20 2003, 1:05 PM EDT
 Att. 51,891 - Sunny - 81 F

livebaseballscorecards.com

AB	32
R	4
H	7
RBI	4
BB	3
SO	6
LOB	14



Batter	1	2	3	4	5	6	7	8	9	AB R H RBI BB SO LOB	TOP									
Coco Crisp, S (1, 8) OBP: 0.314, SLG: 0.347	1-2 F9		2-1 2B 1B		0-0 B1-3		3-3 K			4 1 1 0 0 1 0										
Casey Blake, R (1, 5) OBP: 0.337, SLG: 0.433	1-0 G6-3		2-1 1B 2B		2-1 1B			1-1 F8		4 1 2 1 0 0 0										
Jody Gerut, L (1, 7) OBP: 0.337, SLG: 0.508	2-1 HBP		1-1 2B 1B		3-2 F9			0-3 K		3 1 1 1 0 1 1										
Milton Bradley, S (1, 10) OBP: 0.427, SLG: 0.497	2-1 F9		0-1 1B 2B			0-0 F7		1-0 2B 1B		4 0 2 1 0 0 1										
Ryan Ludwick, R (1, 9) OBP: 0.256, SLG: 0.229		2-2 F9	1-1 G6-3			1-2 1B		0-0 2B		4 0 2 0 0 0 1										
Tim Laker, R (1, 2) OBP: 0.277, SLG: 0.407		2-2 G4-3		1-3 K		1-3 K		4-0 BB		3 0 0 0 0 2 1										
41 Victor Martinez, S (9, PH) OBP: 0.267, SLG: 0.250						1-2 K				0 0 0 0 1 0 0										
Ben Broussard, L (1, 3) OBP: 0.332, SLG: 0.445		1-0 G3		2-2 L4		1-3 K				4 0 0 0 0 2 2										
John McDonald, R (1, 4) OBP: 0.283, SLG: 0.331			1-3 K	1-0 F9			1-1 F8			4 0 0 0 0 2 1										
2 Jhonny Peralta, R (1, 6) OBP: 0.268, SLG: 0.273			2-0 G5-3		2-0 G5-3		3-3 K			3 0 0 0 0 1 0										
48 Travis Hafner, L (9, PH) OBP: 0.285, SLG: 0.407								2-2 G3		1 0 0 0 0 0 1										
Inning Stats	R: 0 E: 0 K: 0 S: 7	H: 0 LOB: 1 BB: 0 P: 13	R: 0 E: 0 K: 0 S: 8	H: 0 LOB: 0 BB: 0 P: 13	R: 3 E: 0 K: 1 S: 15	H: 4 LOB: 1 BB: 0 P: 24	R: 0 E: 0 K: 1 S: 7	H: 0 LOB: 0 BB: 0 P: 11	R: 0 E: 0 K: 2 S: 10	H: 1 LOB: 1 BB: 0 P: 13	R: 0 E: 0 K: 2 S: 9	H: 0 LOB: 0 BB: 0 P: 16	R: 0 E: 0 K: 1 S: 7	H: 2 LOB: 2 BB: 0 P: 9	R: 0 E: 0 K: 2 S: 12	H: 0 LOB: 1 BB: 1 P: 20	1B: 5 2B: 3 3B: 0 HR: 0	SF: 0 SAC: 0 DP: 0 HBP: 1	WP: 0 PB: 0 SB: 2 CS: 0	PA: 36
PITCHER	IP WLS BF H R ER SO BB IBB HBP BLK WP HR S P ERA WHIP																			
Mike Porzio, L (1, 1) ERA: 5.06	5.0 W 21 5 3 3 2 0 0 1 0 0 0 44 75 5.40 1.000																			
Rick White, R (6, 1) ERA: 5.4	2.0 H 7 1 0 0 4 0 0 0 0 0 0 19 29 0.00 0.500																			
Tom Gordon, R (8, 1) ERA: 3.14	2.0 S 8 2 0 0 3 1 0 0 0 0 0 19 29 0.00 1.500																			

Cleveland Indians @ Chicago White Sox
U.S. Cellular Field, Chicago, IL
 Mon Jul 21 2003, 8:05 PM EDT
 Att. 31,776 - Sunny - 74 F

livebaseballscorecards.com

AB	34
R	3
H	8
RBI	3
BB	1
SO	9
LOB	8



Batter	1	2	3	4	5	6	7	8	9	AB	R	H	RBI	BB	SO	LOB
Tony Graffanino, R OBP: 0.358, SLG: 0.477 (1, 6)	3-2 F9 SH1-3 1B		4-2 S 1B 2B BB	1-0 F9			4-2 BB BB			2	1	1	0	2	0	0
Roberto Alomar, S OBP: 0.344, SLG: 0.354 (1, 4)	0-1 SH1-3 1-2		2-1 2B S 1B 1B			3-2 G5-3	4-2 BB BB			2	1	1	0	1	0	0
Frank Thomas, R OBP: 0.402, SLG: 0.550 (1, 10)	4-1 BB BB		2-3 K 1-2 2-3			3-2 F7	1-2 P6			3	0	0	0	1	1	4
Magglio Ordonez, R OBP: 0.366, SLG: 0.534 (1, 9)	2-2 F9 2-3		0-1 1B 2B			4-1 CS BB		1-3 K		3	1	1	1	1	1	2
Carlos Lee, R OBP: 0.313, SLG: 0.443 Aaron Rowand, R OBP: 0.296, SLG: 0.379 (1, 7) (9, 7)	2-0 L7		2-3 K			1-0 CS	1-2 F9	2-1 1B		4	0	1	0	0	1	4
Carl Everett, S OBP: 0.354, SLG: 0.517 Willie Harris, L OBP: 0.230, SLG: 0.222 (1, 8) (9, 8)		1-2 G5-3	0-0 1B			0-1 F7		1-3 K		4	0	1	2	0	1	0
14 Paul Konerko, R OBP: 0.277, SLG: 0.329 (1, 3)		2-0 F8	2-3 K			1-1 L9				3	0	0	0	0	1	1
24 Joe Crede, R OBP: 0.284, SLG: 0.373 (1, 5)		1-1 HR				0-1 G6-3	3-2 P3			3	1	1	1	0	0	0
Sandy Alomar Jr., R OBP: 0.282, SLG: 0.374 (1, 2)		2-2 G6-3				0-0 F8	1-0 G6-3			3	0	0	0	0	0	0

Inning Stats	R: 0	H: 1	E: 0	K: 0	S: 14	R: 1	H: 1	E: 0	K: 0	S: 9	R: 3	H: 3	E: 0	K: 3	S: 18	R: 0	H: 0	E: 0	K: 0	S: 4	R: 0	H: 0	E: 0	K: 0	S: 7	R: 0	H: 0	E: 0	K: 0	S: 7	R: 0	H: 0	E: 0	K: 0	S: 18	R: 0	H: 1	E: 0	K: 2	S: 8	1B: 4	2B: 1	3B: 0	HR: 1	SF: 0	SAC: 1	DP: 0	HBP: 0	WP: 0	PB: 0	SB: 2	CS: 1	PA: 34
--------------	------	------	------	------	-------	------	------	------	------	------	------	------	------	------	-------	------	------	------	------	------	------	------	------	------	------	------	------	------	------	------	------	------	------	------	-------	------	------	------	------	------	-------	-------	-------	-------	-------	--------	-------	--------	-------	-------	-------	-------	--------

PITCHER	IP	WLS	BF	H	R	ER	SO	BB	IBB	HBP	BLK	WP	HR	S	P	ERA	WHIP
Brian Tallet, L ERA: 4.74 (1, 1)	4.2	L	22	5	4	4	3	3	0	0	0	0	1	56	96	7.71	1.714
Jack Cressend, R ERA: 1.64 (5, 1)	2.0		6	0	0	0	0	1	0	0	0	0	0	17	28	0.00	0.500
David Riske, R ERA: 2.87 (7, 1)	1.1		5	1	0	0	2	1	0	0	0	0	0	16	25	0.00	1.500

BOTTOM

Cleveland Indians @ Chicago White Sox
U.S. Cellular Field, Chicago, IL
Mon Jul 21 2003, 8:05 PM EDT
Att: 31,776 - Sunny - 74 F

livebaseballscorecards.com

AB	27
R	4
H	6
RBI	4
BB	5
SO	5
LOB	11



Batter	1	2	3	4	5	6	7	8	9	AB R H RBI BB SO LOB	TOP											
Coco Crisp, S (1, 7) OBP: 0.325, SLG: 0.377	2-1 F9 2B		1-0 F8			0-1 2B		1-2 SF9 2B		4 0 3 1 0 0 0	Cleveland Indians @ Chicago White Sox U.S. Cellular Field, Chicago, IL Tue Jul 22 2003, 2:05 PM EDT Att. 20,667 - Overcast - 67 F											
Casey Blake, R (1, 5) OBP: 0.333, SLG: 0.429	1-2 L3			3-2 F7		1-2 G4-3		2-2 SF9		3 0 0 1 0 0 2												
Jody Gerut, L (1, 9) OBP: 0.332, SLG: 0.500	3-2 F9 2-3			2-3 K			0-2 P4	2-3 K		4 0 0 0 0 2 2												
Milton Bradley, S (1, 8) OBP: 0.425, SLG: 0.494	0-1 F8			3-2 P4			0-1 1B		2-2 G5-3	4 0 1 0 0 0 1												
Ben Broussard, L (1, 3) OBP: 0.326, SLG: 0.436		2-0 F9			1-2 F8		0-0 F7		0-2 G4-3	4 0 0 0 0 0 1												
48 Travis Hafner, L (1, 10) OBP: 0.278, SLG: 0.397		0-3 K			1-0 P3		1-2 G6-3		0-0 F8	3 0 0 0 0 1 1												
Ryan Ludwick, R (9, PH) OBP: 0.250, SLG: 0.222										1 0 0 0 0 0 0												
41 Victor Martinez, S (1, 2) OBP: 0.270, SLG: 0.254		3-1 P4			0-0 F8			2-2 1B 2B 1B		3 1 1 0 0 0 0												
2 Jhonny Peralta, R (1, 6) OBP: 0.257, SLG: 0.261			1-3 K			2-0 F8		1-0 F8		3 0 0 0 0 1 1												
John McDonald, R (1, 4) OBP: 0.284, SLG: 0.331			2-3 K			1-2 F9		0-1 2B SF9 1B		3 1 1 0 0 1 0												
Inning Stats	R: 0 E: 0 K: 0 S: 10	H: 1 LOB: 1 BB: 0 P: 16	R: 0 E: 0 K: 1 S: 6	H: 0 LOB: 0 BB: 0 P: 11	R: 0 E: 0 K: 2 S: 9	H: 0 LOB: 0 BB: 0 P: 13	R: 0 E: 0 K: 1 S: 12	H: 0 LOB: 0 BB: 0 P: 20	R: 0 E: 0 K: 0 S: 6	H: 0 LOB: 0 BB: 0 P: 8	R: 0 E: 0 K: 0 S: 10	H: 1 LOB: 1 BB: 0 P: 14	R: 0 E: 0 K: 0 S: 9	H: 1 LOB: 1 BB: 0 P: 10	R: 2 E: 0 K: 1 S: 16	H: 3 LOB: 1 BB: 0 P: 24	R: 0 E: 0 K: 0 S: 8	H: 0 LOB: 0 BB: 0 P: 10	1B: 3 2B: 3 3B: 0 HR: 0	SF: 1 SAC: 0 DP: 0 HBP: 0	WP: 0 PB: 0 SB: 0 CS: 0	PA: 33
PITCHER	IP WLS BF H R ER SO BB IBB HBP BLK WP HR S P ERA WHIP																					
Bartolo Colon, R (1, 1) ERA: 4.25	7.2 W 29 6 2 2 4 0 0 0 0 0 0 0 75 111 2.35 0.783																					
Damaso Marte, L (8, 1) ERA: 1.69	1.1 S 4 0 0 0 1 0 0 0 0 0 0 0 0 11 15 0.00 0.000																					

AB	32
R	2
H	6
RBI	2
BB	0
SO	5
LOB	8



Batter	1	2	3	4	5	6	7	8	9	AB R H RBI BB SO LOB	TOP											
Alex Sanchez, L (1, 8) OBP: 0.308, SLG: 0.372	1-3 K		0-2 G4-3		1-0 FC5 1B		1-0 B1-3			4 0 1 0 0 1 1												
Ben Petrick, R (1, 7) OBP: 0.077, SLG: 0.077	3-3 K		1-2 G1-3		1-0 FC5			1-3 K		4 0 0 0 0 2 2												
Dmitri Young, S (1, 10) OBP: 0.364, SLG: 0.558	1-0 G4-3			4-2 G4-6-3 1B BB	1-3 K			1-3 K		3 1 0 0 1 2 2												
Craig Monroe, R (1, 9) OBP: 0.279, SLG: 0.385		1-0 G4-3 2B		1-2 G4-6-3 1B		2-0 G5-3		2-2 P4		4 0 2 0 0 0 0												
Carlos Pena, L (1, 3) OBP: 0.319, SLG: 0.444		2-1 G4-3		0-1 G4-6-3		3-2 G4-3		2-3 K		4 0 0 0 0 1 3												
Shane Halter, R (1, 4) OBP: 0.269, SLG: 0.349		3-2 G6-3		2-0 WP 1B		0-0 F9		1-3 K		4 0 1 1 0 1 1												
Eric Munson, L (1, 5) OBP: 0.312, SLG: 0.431		4-1 BB		2-2 G1-3		1-3 K		0-0 F9		3 0 0 0 1 1 1												
Matt Walbeck, S (1, 2) OBP: 0.212, SLG: 0.238	1 SAFE L4	0-0 BB		2-1 FC5 1B 1B		4-1 BB BB BB BB BB BB				2 0 1 0 1 0 2												
Ramon Santiago, S (1, 6) OBP: 0.297, SLG: 0.276			2-1 G5-3		0-0 F8		1-1 P3			3 0 0 0 0 0 2												
Inning Stats	R: 0 E: 0 K: 2 S: 7	H: 0 LOB: 0 BB: 0 P: 12	R: 0 E: 0 K: 0 S: 10	H: 1 LOB: 2 BB: 1 P: 20	R: 0 E: 0 K: 0 S: 9	H: 0 LOB: 0 BB: 0 P: 12	R: 1 E: 0 K: 0 S: 12	H: 2 LOB: 1 BB: 1 P: 21	R: 0 E: 0 K: 1 S: 8	H: 2 LOB: 2 BB: 0 P: 13	R: 0 E: 0 K: 0 S: 7	H: 0 LOB: 0 BB: 0 P: 12	R: 0 E: 0 K: 1 S: 8	H: 0 LOB: 1 BB: 1 P: 15	R: 0 E: 0 K: 2 S: 9	H: 0 LOB: 0 BB: 0 P: 13	R: 0 E: 0 K: 2 S: 7	H: 0 LOB: 0 BB: 0 P: 10	1B: 4 2B: 1 3B: 0 HR: 0	SF: 0 SAC: 0 DP: 1 HBP: 0	WP: 1 PB: 0 SB: 0 CS: 0	PA: 34
PITCHER	IP WLS BF H R ER SO BB IBB HBP BLK WP HR S P ERA WHIP																					
Brian Anderson, L (1, 1) ERA: 4.17	7.0 W 28 5 1 1 4 3 0 0 0 1 0 61 105 1.29 1.143																					
David Riske, R (8, 1) ERA: 2.81	1.0 H 3 0 0 0 2 0 0 0 0 0 0 9 13 0.00 0.000																					
Danys Baez, R (9, 1) ERA: 3.4	1.0 S 3 0 0 0 2 0 0 0 0 0 0 7 10 0.00 0.000																					

Detroit Tigers @ Cleveland Indians
 Jacobs Field, Cleveland, OH
 Wed Jul 23 2003, 7:05 PM EDT
 Att. 21,202 - Cloudy - 71 F

AB	31
R	1
H	5
RBI	1
BB	3
SO	8
LOB	14



Batter	1	2	3	4	5	6	7	8	9	AB R H RBI BB SO LOB	TOP											
Alex Sanchez, L (1, 8) OBP: 0.309, SLG: 0.372	0-2 P5		1-0 E5		0-0 G4-3		0-1 1B	2-1 1B		5 1 2 0 0 0 1												
Ben Petrick, R (1, 7) OBP: 0.222, SLG: 0.278	1-1 F7		0-2 F7		0-0 1B		0-1 1B	3-2 1B		5 1 3 2 0 0 1												
Dmitri Young, S (1, 5) OBP: 0.364, SLG: 0.556	0-3 K				0-0 G3		3-2 BB		1-1 L8	5 1 2 2 0 1 0												
Craig Monroe, R (1, 10) OBP: 0.281, SLG: 0.398		1-1 G6-3			2-2 BB		1-0 P6		0-1 F8	5 1 2 2 0 0 2												
Carlos Pena, L (1, 3) OBP: 0.320, SLG: 0.439		0-2 F7			4-0 BB		4-2 BB		1-2 K	3 0 0 0 2 2 0												
Shane Hatter, R (1, 4) OBP: 0.264, SLG: 0.343		0-0 L5			1-0 L9		1-3 BB			4 0 0 0 0 1 5												
Matt Walbeck, S (1, 2) OBP: 0.213, SLG: 0.238			3-2 P2		1-3 K		0-1 CS		2-0 F7	4 0 1 0 0 1 2												
Ramon Santiago, S (1, 6) OBP: 0.296, SLG: 0.275			1-2 B1-3				1-0 L7		1-3 K	4 1 1 0 0 1 1												
Andres Torres, S (1, 9) OBP: 0.272, SLG: 0.302			0-0 B1-3				4-1 G4-3		1-1 1B	3 2 2 0 1 0 1												
Inning Stats	R: 0 E: 0 K: 1 S: 8	H: 0 LOB: 0 BB: 0 P: 9	R: 0 E: 0 K: 0 S: 6	H: 0 LOB: 0 BB: 0 P: 7	R: 1 E: 1 K: 0 S: 14	H: 1 LOB: 1 BB: 0 P: 19	R: 0 E: 0 K: 1 S: 9	H: 1 LOB: 2 BB: 1 P: 17	R: 4 E: 0 K: 1 S: 10	H: 3 LOB: 0 BB: 1 P: 18	R: 0 E: 0 K: 0 S: 6	H: 1 LOB: 0 BB: 0 P: 11	R: 1 E: 0 K: 1 S: 17	H: 4 LOB: 3 BB: 1 P: 26	R: 1 E: 0 K: 1 S: 12	H: 3 LOB: 2 BB: 0 P: 21	R: 0 E: 0 K: 1 S: 7	H: 0 LOB: 0 BB: 0 P: 9	1B: 11 2B: 1 3B: 0 HR: 1	SF: 0 SAC: 0 DP: 0 HBP: 0	WP: 0 PB: 0 SB: 0 CS: 2	PA: 42
PITCHER	IP WLS BF H R ER SO BB IBB HBP BLK WP HR S P ERA WHIP																					
CC Sabathia, L (1, 1) ERA: 3.69	6.1 L 29 9 6 5 3 2 0 0 0 0 0 1 60 88 7.11 1.737																					
63 Rafael Betancourt, R (7, 1) ERA: 2.25	0.2 4 1 0 0 1 1 0 0 0 0 0 0 10 19 0.00 3.000																					
Jason Stanford, L (8, 1) ERA: 3.09	0.2 4 2 1 1 1 0 0 0 0 0 0 0 8 14 13.50 3.000																					
Jack Cressend, R (8, 1) ERA: 1.46	1.1 4 1 0 0 1 0 0 0 0 0 0 0 11 16 0.00 0.750																					

Detroit Tigers @ Cleveland Indians
 Jacobs Field, Cleveland, OH
 Thu Jul 24 2003, 7:05 PM EDT
 Att. 20,857 - Sunny - 76 F

livebaseballscorecards.com

AB	38
R	7
H	13
RBI	6
BB	3
SO	6
LOB	13



BOTTOM

Minnesota Twins @ Cleveland Indians
Jacobs Field, Cleveland, OH
Fri Jul 25 2003, 7:05 PM EDT
Att. 23,444 - Sunny - 81 F

livebaseballscorecards.com

AB 37
R 5
H 10
RBI 4
BB 1
SO 8
LOB 15



WP: 0 PA: 39
PB: 0
SB: 0
CS: 0

AB R H RBI BB SO LOB

5	1	2	1	0	1	2
4	1	0	0	0	0	1
5	0	1	0	0	2	2
4	1	3	1	0	0	0
4	1	2	2	0	0	3
4	0	0	0	0	1	4
3	1	0	0	1	1	1
4	0	1	0	0	0	1
3	0	1	0	0	2	1
1	0	0	0	0	1	0
0	0	0	0	0	0	0

Batter	1	2	3	4	5	6	7	8	9
Coco Crisp, S OBP: 0.328, SLG: 0.382 (1, 10)	1-1 SH 2B	1-2 FC5-4 1B		2-2 G4-3		3-2 F7			3-3 K
Casey Blake, R OBP: 0.328, SLG: 0.426 (1, 5)	1-0 SH 2B E	1-1 FC5-4			1-0 G3		1-0 F8		3-2 P3
Jody Gerut, L OBP: 0.326, SLG: 0.498 (1, 7)	2-2 L4		2-2 F7		2-3 K		1-0 1B		1-3 K
Milton Bradley, S OBP: 0.433, SLG: 0.498 (1, 8)	3-2 E7 2B		2-1 2B 1B		3-1 G6-3		0-0 1B		
Ryan Ludwick, R OBP: 0.267, SLG: 0.341 (1, 9)	0-1 F8		3-2 1-H 2B		0-1 HR		0-2 F7		
41 Victor Martinez, S OBP: 0.254, SLG: 0.239 (1, 2)	1-0 F8		1-0 G5-3		3-3 K		1-1 P5		
Ben Broussard, L OBP: 0.326, SLG: 0.442 (1, 3)		4-1 2B G5-3 1B BB	1-2 F8		1-2 F9		3-3 K		
2 Jhonny Peralta, R OBP: 0.250, SLG: 0.253 (1, 6)		0-0 G5-3		3-2 G5-3		1-0 56 1B		2-2 L3	
56 Angel Santos, S OBP: 0.333, SLG: 0.333 48 Travis Hafner, L OBP: 0.291, SLG: 0.423 John McDonald, R OBP: 0.290, SLG: 0.331 (8, PH) (9, 4)		2-3 K		1-3 K		0-0 1B		0-3 K	

Inning Stats	R: 2	H: 2	E: 2	K: 0	S: 12	LOB: 1	BB: 0	P: 20	R: 1	H: 1	E: 0	K: 1	S: 10	LOB: 1	BB: 1	P: 18	R: 1	H: 2	E: 0	K: 0	S: 14	LOB: 1	BB: 0	P: 23	R: 0	H: 0	E: 0	K: 1	S: 10	LOB: 0	BB: 0	P: 16	R: 0	H: 0	E: 0	K: 1	S: 8	LOB: 0	BB: 0	P: 14	R: 1	H: 3	E: 0	K: 1	S: 19	LOB: 2	BB: 0	P: 27	R: 0	H: 2	E: 0	K: 0	S: 9	LOB: 2	BB: 0	P: 12	R: 0	H: 0	E: 0	K: 2	S: 10	LOB: 0	BB: 0	P: 15	R: 0	H: 0	E: 0	K: 2	S: 10	LOB: 0	BB: 0	P: 17	1B: 6	SF: 0	2B: 3	SAC: 1	3B: 0	DP: 0	HR: 1	HBP: 0	WP: 0	PA: 39
--------------	------	------	------	------	-------	--------	-------	-------	------	------	------	------	-------	--------	-------	-------	------	------	------	------	-------	--------	-------	-------	------	------	------	------	-------	--------	-------	-------	------	------	------	------	------	--------	-------	-------	------	------	------	------	-------	--------	-------	-------	------	------	------	------	------	--------	-------	-------	------	------	------	------	-------	--------	-------	-------	------	------	------	------	-------	--------	-------	-------	-------	-------	-------	--------	-------	-------	-------	--------	-------	--------

PITCHER	IP	WLS	BF	H	R	ER	SO	BB	IBB	HBP	BLK	WP	HR	S	P	ERA	WHIP
Kenny Rogers, L ERA: 4.94 (1, 1)	6.0		28	8	5	4	4	1	0	0	0	0	1	73	118	6.00	1.500
James Baldwin, R ERA: 2.35 (7, 1)	0.2		4	2	0	0	0	0	0	0	0	0	0	7	9	0.00	3.000
J.C. Romero, L ERA: 4.89 (7, 1)	0.2	W	2	0	0	0	1	0	0	0	0	0	0	6	10	0.00	0.000
LaTroy Hawkins, R ERA: 2.55 (8, 1)	0.2		2	0	0	0	1	0	0	0	0	0	0	6	8	0.00	0.000
Eddie Guardado, L ERA: 3.51 (9, 1)	1.0	S	3	0	0	0	2	0	0	0	0	0	0	10	17	0.00	0.000

Batter	1	2	3	4	5	6	7	8	9	AB R H RBI BB SO LOB	TOP		
Shannon Stewart, R (1, 10) OBP: 0.365, SLG: 0.466	0-1 F9	1-0 G6-3			1-1 1B		1-1 P3			4 0 1 0 0 0 4			
Luis Rivas, R (1, 4) OBP: 0.315, SLG: 0.350	0-2 G5-3		1-1 F9		2-3 K			2-3 K		4 0 0 0 0 2 1			
Doug Mientkiewicz, L (1, 3) OBP: 0.365, SLG: 0.467	1-3 K		2-1 L4			0-0 G4-3		2-2 F8		4 0 0 0 0 1 0			
Torii Hunter, R (1, 8) OBP: 0.325, SLG: 0.456		1-0 G5-3	2-3 K			1-3 K		1-2 P2		4 0 0 0 0 2 0			
Matthew LeCroy, R (1, 2) OBP: 0.330, SLG: 0.482		2-0 E4 1B 1B 1B		0-0 G6-3		3-2 L8		1-2 P3		4 1 0 0 0 0 0			
Jacque Jones, L (1, 7) OBP: 0.331, SLG: 0.481 46 Alex Prieto, R (9, PH)		0-2 1B 1B 1B 1B		0-3 K			3-1 G4-3		0-3 K	3 1 1 0 0 1 0 1 0 0 0 0 1 0			
Dustan Mohr, R (1, 9) OBP: 0.324, SLG: 0.422		0-1 1B 1-2 2-3 1B 1B		1-3 K			1-2 G5-3 2B		1-2 F8	4 0 2 0 0 1 0			
Chris Gomez, R (1, 5) OBP: 0.301, SLG: 0.383		3-2 1B 1-2 2-3 3-H 1B			1-1 L1		2-0 G5-3			3 0 1 1 0 0 1			
Cristian Guzman, S (1, 6) OBP: 0.283, SLG: 0.334		2-2 1B 1-3 2-H 3-H 1B			0-1 G6-3		4-2 S BB			2 0 1 1 1 0 0			
Inning Stats	R: 0 E: 0 K: 1 S: 8 H: 0 LOB: 0 BB: 0 P: 9	R: 2 E: 1 K: 0 S: 15 H: 4 LOB: 2 BB: 0 P: 24	R: 0 E: 0 K: 1 S: 8 H: 0 LOB: 0 BB: 0 P: 13	R: 0 E: 0 K: 2 S: 7 H: 0 LOB: 0 BB: 0 P: 8	R: 0 E: 0 K: 1 S: 10 H: 1 LOB: 1 BB: 0 P: 14	R: 0 E: 0 K: 1 S: 8 H: 0 LOB: 0 BB: 0 P: 12	R: 0 E: 0 K: 0 S: 11 H: 1 LOB: 2 BB: 1 P: 22	R: 0 E: 0 K: 1 S: 9 H: 0 LOB: 0 BB: 0 P: 14	R: 0 E: 0 K: 1 S: 11 H: 0 LOB: 0 BB: 0 P: 13	1B: 5 2B: 1 3B: 0 HR: 0 SF: 0 SAC: 0 DP: 0 HBP: 0	WP: 0 PB: 0 SB: 1 CS: 0 PA: 34		
PITCHER	IP WLS BF H R ER SO BB IBB HBP BLK WP HR S P ERA WHIP											PITCHER	IP WLS BF H R ER SO BB IBB HBP BLK WP HR S P ERA WHIP
Billy Traber, L (1, 1) ERA: 4.14	6.1 W 25 6 2 1 6 0 0 0 0 0 0 61 89 1.42 0.947												
Jason Boyd, R (7, 1) ERA: 4.46	1.2 6 0 0 0 1 1 0 0 0 0 0 15 27 0.00 0.600												
63 Rafael Betancourt, R (9, 1) ERA: 1.8	1.0 3 0 0 0 1 0 0 0 0 0 0 11 13 0.00 0.000												

Minnesota Twins @ Cleveland Indians
 Jacobs Field, Cleveland, OH
 Sat Jul 26 2003, 7:05 PM EDT
 Att. 25,077 - Overcast - 80 F

livebaseballscorecards.com

AB 33
 R 2
 H 6
 RBI 2
 BB 1
 SO 8
 LOB 6



BOTTOM

Minnesota Twins @ Cleveland Indians
Jacobs Field, Cleveland, OH
Sat Jul 26 2003, 7:05 PM EDT
Att. 25,077 - Overcast - 80 F

livebaseballscorecards.com

AB 41
R 9
H 17
RBI 8
BB 0
SO 5
LOB 15



WP: 0 PA: 41
PB: 0
SB: 0
CS: 0

AB	R	H	RBI	BB	SO	LOB
5	1	2	1	0	0	0
5	0	1	0	0	2	4
5	1	3	4	0	0	0
5	1	2	0	0	1	2
4	1	3	0	0	1	0
1	0	0	0	0	0	3
4	1	2	1	0	1	2
4	1	2	1	0	0	1
4	1	1	0	0	0	2
4	2	1	1	0	0	1
1B: 13	SF: 0	2B: 2	SAC: 0	3B: 1	DP: 1	HR: 1
HR: 1	HBP: 0					

Batter	1	2	3	4	5	6	7	8	9					
Coco Crisp, S (1, 7) OBP: 0.330, SLG: 0.382	0-0 B5	0-0 HR 1B		2-1 G1-3		1-0 L7		0-0 1B 1B						
Casey Blake, R (1, 5) OBP: 0.326, SLG: 0.422	1-3 K	1-3 K		0-1 L3		1-0 1B 1B		3-1 F8						
Jody Gerut, L (1, 10) OBP: 0.331, SLG: 0.512	2-2 P4	1-0 HR		2-0 P5		2-0 1B		1-1 1B 1B						
Milton Bradley, S (1, 8) OBP: 0.432, SLG: 0.500					0-0 G6-3	0-1 F7		3-1 1B						
48 Travis Hafner, L (1, 3) OBP: 0.304, SLG: 0.441								1-2 1B						
Zach Sorensen, S (8, PH) OBP: 0.273, SLG: 0.310								1-2 P6						
Ryan Ludwick, R (1, 9) OBP: 0.286, SLG: 0.356														
41 Victor Martinez, S (1, 2) OBP: 0.267, SLG: 0.254														
John McDonald, R (1, 6) OBP: 0.289, SLG: 0.329														
56 Angel Santos, S (1, 4) OBP: 0.286, SLG: 0.571														
Inning Stats	R: 0 E: 0 K: 1 S: 8	H: 0 LOB: 0 BB: 0 P: 11	R: 8 E: 3 K: 2 S: 22	H: 8 LOB: 1 BB: 0 P: 34	R: 0 E: 0 K: 0 S: 6	H: 0 LOB: 0 BB: 0 P: 10	R: 0 E: 0 K: 0 S: 5	H: 2 LOB: 2 BB: 0 P: 9	R: 0 E: 0 K: 0 S: 6	H: 2 LOB: 2 BB: 0 P: 11	R: 0 E: 0 K: 1 S: 9	H: 1 LOB: 0 BB: 0 P: 12	R: 1 E: 0 K: 0 S: 17	H: 4 LOB: 3 BB: 0 P: 27

PITCHER	IP	WLS	BF	H	R	ER	SO	BB	IBB	HBP	BLK	WP	HR	S	P	ERA	WHIP
Kyle Lohse, R (1, 1) ERA: 5.18	1.2	L	14	8	8	7	3	0	0	0	0	0	1	28	42	37.80	4.800
Joe Mays, R (2, 1) ERA: 6.44	6.0		26	9	1	1	2	0	0	0	0	0	0	48	81	1.50	1.500
Juan Rincon, R (8, 1) ERA: 3.27	0.1		1	0	0	0	0	0	0	0	0	0	0	6	7	0.00	0.000


Batter	1	2	3	4	5	6	7	8	9	10	11	12	13	14	AB R H RBI BB SO LOB
Coco Crisp, S OBP: 0.333, SLG: 0.384 (1, 7)	F9		G6-3		F8			1B		SH1-3 1B		1B		L9	7 0 3 0 0 0 0
Casey Blake, R OBP: 0.326, SLG: 0.426 (1, 5) (10, 3)	2B		K			F8		K		SH1-3		B1		G4-3 1B	6 1 2 0 0 2 2
Jody Gerut, L OBP: 0.330, SLG: 0.508 (1, 9)	P4		G3-1			2B		P6		K		BB		G4-3	6 0 1 0 1 1 4
Milton Bradley, S OBP: 0.435, SLG: 0.497 (1, 8)		SH5-4 1B		G3		F7		SH5-4 41 SF7 BB		BB		F8		1B DI IBB	4 1 1 0 3 0 3
Ben Broussard, L OBP: 0.326, SLG: 0.440 Zach Sorensen, S OBP: 0.306, SLG: 0.300 (9, PR) (10, 4)		SH5-4 1B		F8		G4-3		SH		BB		L9		1B BB	3 0 1 0 0 0 1 1 0 0 0 2 0 2
Tim Laker, R OBP: 0.281, SLG: 0.402 (1, 2)		SH5-4		1B		K		SH5-4		P5				SH1-3 1B	5 0 3 1 0 1 3
48 Travis Hafner, L OBP: 0.298, SLG: 0.431 Ryan Ludwick, R OBP: 0.294, SLG: 0.348 (9, PH)		P6		G3		F9		IBB				K		SH1-3	3 0 0 0 0 0 3 1 0 0 0 1 1 0
John McDonald, R OBP: 0.284, SLG: 0.322 41 Victor Martinez, S OBP: 0.263, SLG: 0.254 56 Angel Santos, S OBP: 0.222, SLG: 0.444 (10, 5)		K		L8		F8		SF7		G3-1		P6		P6	3 0 0 0 0 1 2 0 0 0 1 0 0 0 2 0 0 0 0 0 1
2 Jhonny Peralta, R OBP: 0.244, SLG: 0.282 (1, 6)			HR		K			G6-3		K		G6-3		G5-3	6 1 1 1 0 2 3

Inning Stats	R: 0	H: 1	E: 0	K: 0	S: 8	P: 12	R: 0	H: 2	E: 0	K: 1	S: 14	P: 20	R: 1	H: 1	E: 0	K: 1	S: 10	P: 14	R: 0	H: 1	E: 0	K: 0	S: 10	P: 14	R: 0	H: 0	E: 0	K: 0	S: 9	P: 10	R: 0	H: 1	E: 0	K: 1	S: 8	P: 13	R: 0	H: 0	E: 0	K: 1	S: 8	P: 10	R: 0	H: 1	E: 0	K: 1	S: 10	P: 10	R: 1	H: 0	E: 1	K: 1	S: 12	P: 24	R: 0	H: 1	E: 0	K: 1	S: 16	P: 31	R: 0	H: 0	E: 0	K: 1	S: 7	P: 7	R: 0	H: 1	E: 0	K: 0	S: 8	P: 15	R: 0	H: 1	E: 0	K: 0	S: 5	P: 6	R: 1	H: 2	E: 0	K: 0	S: 10	P: 19	1B: 8	SF: 1	2B: 3	SAC: 5	3B: 0	DP: 0	HR: 1	HBP: 0	WP: 0	PA: 60
PITCHER	IP	WLS	BF	H	R	ER	SO	BB	IBB	HBP	BLK	WP	HR	S	P	ERA	WHIP																																																																													
Rick Reed, R ERA: 4.81	7.0		26	6	1	1	4	0	0	0	0	0	0	10	10	0.00	1.000																																																																													
LaTroy Hawkins, R ERA: 2.5	1.0	H	4	1	0	0	1	0	0	0	0	0	0	10	10	0.00	1.000																																																																													
Eddie Guardado, L ERA: 3.43	1.0	B	6	0	1	0	1	1	1	0	0	0	0	12	24	0.00	1.000																																																																													
J.C. Romero, L ERA: 4.81	0.2		5	1	0	0	1	1	1	0	0	0	0	13	27	0.00	3.000																																																																													
Juan Rincon, R ERA: 3.2	4.0	L	19	4	1	1	1	2	1	0	0	0	0	33	51	2.25	1.500																																																																													

MINNESOTA TWINS @ CLEVELAND INDIANS
JACOBS FIELD, CLEVELAND, OH
 Sun Jul 27 2003, 1:05 PM EDT
 Att. 24,318 - Overcast - 82 F

livebaseballscorecards.com

AB 47
R 3
H 12
RBI 3
BB 7
SO 8
LOB 24



Batter	1	2	3	4	5	6	7	8	9	AB R H RBI BB SO LOB	TOP											
Coco Crisp, S (1, 8) OBP: 0.330, SLG: 0.379	0-0 S G5-3 1B		2-1 G5-3		1-1 G5-3		1-3 K		0-3 K	5 0 1 0 0 2 2												
Casey Blake, R (1, 5) OBP: 0.325, SLG: 0.424	0-1 SAFE SAFE G5-3		1-2 BB 1B		1-0 G5-3		2-1 L8			4 0 1 0 0 0 1												
Jody Gerut, L (1, 7) OBP: 0.329, SLG: 0.507	1-3 K		1-1 SAFE SAFE P6		0-0 G4-3		1-2 2B			4 0 1 0 0 1 2												
Milton Bradley, S (1, 10) OBP: 0.435, SLG: 0.506	3-3 K		1-0 BB 1B		0-0 HR		3-3 K			4 1 2 1 0 2 2												
Ryan Ludwick, R (1, 9) OBP: 0.309, SLG: 0.408		1-0 HR	4-2 BB		2-3 K		2-2 F9			3 1 1 1 1 1 1												
Ben Broussard, L (1, 3) OBP: 0.329, SLG: 0.446		0-1 1B	0-3 K		2-1 G3		3-2 G4-3 2B			4 0 2 0 0 1 3												
Tim Laker, R (1, 2) OBP: 0.272, SLG: 0.388		2-3 SAFE K		1-3 K		2-2 G6-3		1-2 G1-3		4 0 0 0 0 2 2												
Zach Sorensen, S (1, 4) OBP: 0.282, SLG: 0.273		2-1 P3		0-0 G4-3		2-3 K		0-1 G4-3		3 0 0 0 0 1 1												
John McDonald, R (7, 4) OBP: 0.282, SLG: 0.320								2-3		1 0 0 0 0 0 1												
2 Jhonny Peralta, R (1, 6) OBP: 0.237, SLG: 0.273		2-3 SAFE K		1-2 G6-3		0-3 K		4-2 BB		3 0 0 0 0 2 1												
48 Travis Hafner, L (9, PH) OBP: 0.303, SLG: 0.431										0 0 0 0 1 0 0												
Inning Stats	R: 0 E: 0 K: 2 S: 11	H: 1 LOB: 1 BB: 0 P: 15	R: 1 E: 0 K: 2 S: 11	H: 2 LOB: 1 BB: 0 P: 18	R: 0 E: 0 K: 1 S: 14	H: 2 LOB: 3 BB: 1 P: 23	R: 0 E: 0 K: 1 S: 7	H: 0 LOB: 0 BB: 0 P: 9	R: 0 E: 0 K: 0 S: 4	H: 0 LOB: 0 BB: 0 P: 6	R: 1 E: 0 K: 1 S: 10	H: 1 LOB: 0 BB: 0 P: 16	R: 0 E: 0 K: 3 S: 11	H: 0 LOB: 0 BB: 0 P: 14	R: 0 E: 0 K: 1 S: 12	H: 1 LOB: 1 BB: 0 P: 20	R: 0 E: 0 K: 1 S: 17	H: 1 LOB: 2 BB: 1 P: 25	1B: 4 2B: 2 3B: 0 HR: 2	SF: 0 SAC: 0 DP: 0 HBP: 0	WP: 0 PB: 0 SB: 1 CS: 0	PA: 37
PITCHER	IP WLS BF H R ER SO BB IBB HBP BLK WP HR S P ERA WHIP																					
Mark Mulder, L (1, 1) ERA: 3.03	7.2 W 31 7 2 2 11 1 0 0 0 0 2 77 116 2.35 1.043																					
Keith Foulke, R (8, 1) ERA: 2.57	1.1 S 6 1 0 0 1 1 0 0 0 0 0 20 30 0.00 1.500																					

Cleveland Indians @ Oakland Athletics
Network Associates Coliseum, Oakland, CA

Tue Jul 29 2003, 10:05 PM EDT
Att. 19,260 - Overcast - 65 F

livebaseballscorecards.com

AB 35
R 2
H 8
RBI 2
BB 2
SO 12
LOB 16



Batter	1	2	3	4	5	6	7	8	9	AB R H RBI BB SO LOB
Mark Ellis, R OBP: 0.325, SLG: 0.372 (1, 4)	1-1 G4-3		2-2 1B SF9		3-2 G5-3		2-3 K			4 1 1 0 0 1 1
Scott Hatteberg, L OBP: 0.351, SLG: 0.398 (1, 10)	1-1 1B 2B		0-1 1-3 1B			2-2 F7	1-1 L9			4 0 2 0 0 0 1
Miguel Tejada, R OBP: 0.311, SLG: 0.432 (1, 6)	2-3 K		0-1 SF9			1-0 F8		0-1 E4 3 BB 2B		3 1 0 1 0 1 1
Erubiel Durazo, L OBP: 0.393, SLG: 0.450 (1, 3)	1-2 2-H 1B		2-3 K			1-3 K		4-2 3 BB 2B SF7		3 1 1 0 1 2 1
Dave McCarty, R OBP: 0.286, SLG: 0.346 (1, 7)		2-3 K		0-0 G4-3			0-1 3 BB 1B 2B	2-2 F3		4 1 1 0 0 1 2
3 Eric Chavez, L OBP: 0.335, SLG: 0.484 (1, 5)		2-2 G5-3		1-1 G4-3			1-1 SAFE 2B 1B	2-2 2B		4 1 2 1 0 0 0
Ramon Hernandez, R OBP: 0.316, SLG: 0.452 (1, 2)		4-1 BB		1-1 G5-3			0-1 G4-3 1-H 3-H 1B 2B	4-0 IBB		2 1 1 2 2 0 0
Adam Piatt, R OBP: 0.280, SLG: 0.442 (1, 9)		2-3 K			0-0 L8		0-0 G4-3	0-1 SF7		2 0 0 0 0 1 1
Billy McMillon, L OBP: 0.389, SLG: 0.463 (7, PH)							2-3 G4-3			1 0 0 0 0 0 1
Chris Singleton, L OBP: 0.317, SLG: 0.378 (8, 8)							2-0 G4-3			0 0 0 1 0 0 0
Eric Byrnes, R OBP: 0.343, SLG: 0.486 (1, 8)			0-1 L8		0-2 K			1-1 G4-3		2 0 0 0 0 1 0
Terrence Long, L OBP: 0.303, SLG: 0.395 (7, PH)							3-H 1B			2 0 1 1 0 0 2

Inning Stats	R: 0 E: 0 K: 1 S: 11	H: 2 LOB: 2 BB: 0 P: 16	R: 0 E: 0 K: 2 S: 14	H: 0 LOB: 1 BB: 1 P: 24	R: 1 E: 0 K: 1 S: 14	H: 2 LOB: 1 BB: 0 P: 18	R: 0 E: 0 K: 0 S: 5	H: 0 LOB: 0 BB: 0 P: 7	R: 0 E: 0 K: 1 S: 7	H: 0 LOB: 0 BB: 0 P: 10	R: 0 E: 0 K: 1 S: 8	H: 0 LOB: 0 BB: 0 P: 12	R: 3 E: 0 K: 1 S: 13	H: 4 LOB: 1 BB: 0 P: 19	R: 2 E: 1 K: 0 S: 15	H: 1 LOB: 2 BB: 2 P: 28
--------------	-------------------------------	----------------------------------	-------------------------------	----------------------------------	-------------------------------	----------------------------------	------------------------------	---------------------------------	------------------------------	----------------------------------	------------------------------	----------------------------------	-------------------------------	----------------------------------	-------------------------------	----------------------------------

PITCHER	IP	WLS	BF	H	R	ER	SO	BB	IBB	HBP	BLK	WP	HR	S	P	ERA	WHIP
Brian Anderson, L ERA: 4.18 (1, 1)	6.0	L	24	6	3	3	6	1	0	0	0	0	0	63	92	4.50	1.167
Jason Boyd, R ERA: 4.66 (7, 1)	0.1	B	2	1	0	0	0	0	0	0	0	0	0	3	3	0.00	3.000
Jason Stanford, L ERA: 2.92 (7, 1)	0.2		3	1	1	1	1	0	0	0	0	0	0	6	11	13.50	1.500
63 Rafael Betancourt, R ERA: 1.42 (8, 1)	0.1		5	1	2	0	0	1	1	0	0	0	0	11	23	0.00	6.000
Terry Mulholland, L ERA: 4.31 (8, 1)	0.2		2	0	0	0	0	0	0	0	0	0	0	4	5	0.00	0.000


BOTTOM

Cleveland Indians @ Oakland Athletics
Network Associates Coliseum, Oakland, CA

Tue Jul 29 2003, 10:05 PM EDT
Att: 19,260 - Overcast - 65 F

livebaseballscores.com

AB	31
R	6
H	9
RBI	6
BB	3
SO	7
LOB	10



1B: 6	SF: 2	WP: 0	PA: 36
2B: 3	SAC: 0	PB: 0	
3B: 0	DP: 0	SB: 0	
HR: 0	HBP: 0	CS: 0	

Batter	1	2	3	4	5	6	7	8	9	AB R H RBI BB SO LOB	TOP		
Coco Crisp, S (1, 7) OBP: 0.333, SLG: 0.387	0-1 1B		1-2 G3		2-2 G6-3			2-2 SH5-4 FC1-2-6 2B		4 0 2 0 0 0 0			
Casey Blake, R (1, 5) OBP: 0.326, SLG: 0.427	1-0 L8			2-2 1B SF8 2B	0-1 P4			0-1 SH5-4		3 1 1 0 0 0 1			
Jody Gerut, L (1, 10) OBP: 0.331, SLG: 0.507	0-3 K			0-2 41 1B 2-3 1B		3-2 1B		0-2 FC1-2-6 1B		4 2 2 0 0 1 2			
Milton Bradley, S (1, 8) OBP: 0.433, SLG: 0.503	0-0 F9			0-1 SF8		3-2 F9		4-0 1B IBB		2 0 0 1 1 0 2			
Ryan Ludwick, R (1, 9) OBP: 0.305, SLG: 0.396		0-3 K		1-2 L7		2-3 K		2-1 1B		4 0 1 1 0 2 2			
41 Victor Martinez, S (1, 2) OBP: 0.263, SLG: 0.253		1-2 G5-3		1-2 1B 1-H		0-2 P5		1-3 K		4 0 1 1 0 1 1			
48 Travis Hafner, L (1, 3) OBP: 0.297, SLG: 0.421		0-2 F7		0-0 G4-3			2-3 K		1-1 F8	3 0 0 0 0 1 1			
Ben Broussard, L (7, 3) OBP: 0.328, SLG: 0.444										1 0 0 0 0 0 0			
John McDonald, R (1, 6) OBP: 0.275, SLG: 0.312			3-2 P3		0-0 G5-3		1-2 P3		0-1 G4-3	4 0 0 0 0 0 0			
56 Angel Santos, S (1, 4) OBP: 0.250, SLG: 0.667			1-3 K		2-2 HR		0-1 P3			3 1 1 1 0 1 0			
Inning Stats	R: 0 E: 0 K: 1 S: 8 H: 1 LOB: 1 BB: 0 P: 9	R: 0 E: 0 K: 1 S: 9 H: 0 LOB: 0 BB: 0 P: 10	R: 0 E: 0 K: 1 S: 12 H: 0 LOB: 0 BB: 0 P: 17	R: 2 E: 0 K: 0 S: 15 H: 3 LOB: 1 BB: 0 P: 19	R: 1 E: 0 K: 0 S: 11 H: 1 LOB: 0 BB: 0 P: 15	R: 0 E: 0 K: 1 S: 18 H: 1 LOB: 1 BB: 0 P: 26	R: 0 E: 0 K: 1 S: 10 H: 0 LOB: 0 BB: 0 P: 13	R: 1 E: 0 K: 0 S: 11 H: 2 LOB: 2 BB: 1 P: 19	R: 0 E: 0 K: 1 S: 7 H: 0 LOB: 0 BB: 0 P: 9	1B: 5 2B: 2 3B: 0 HR: 1 SF: 1 SAC: 1 DP: 0 HBP: 0	WP: 0 PB: 0 SB: 0 CS: 0 PA: 35		
PITCHER	IP WLS BF H R ER SO BB IBB HBP BLK WP HR S P ERA WHIP											PITCHER	IP WLS BF H R ER SO BB IBB HBP BLK WP HR S P ERA WHIP
Ted Lilly, L (1, 1) ERA: 4.92	7.0 L 27 6 3 3 5 0 0 0 0 0 0 1 83 109 3.86 0.857												
Chad Bradford, R (8, 1) ERA: 3.68	1.0 5 2 1 1 0 0 0 1 0 0 0 0 11 19 9.00 2.000												
Ricardo Rincon, L (9, 1) ERA: 4.14	1.0 3 0 0 0 0 1 0 0 0 0 0 0 7 9 0.00 0.000												

Cleveland Indians @ Oakland Athletics
Network Associates Coliseum, Oakland, CA
 Wed Jul 30 2003, 10:05 PM EDT
 Att. 29,792 - Cloudy - 64 F

livebaseballscorecards.com

AB	32
R	4
H	8
RBI	4
BB	1
SO	6
LOB	9



Batter	1	2	3	4	5	6	7	8	9	AB R H RBI BB SO LOB
Mark Ellis, R OBP: 0.323, SLG: 0.369 (1, 4)	1-2 L9 1B SF7 1B		2-2 G6-3		3-2 P6		1-0 F9		1-2 P3	5 1 1 0 0 0 4
Scott Hatteberg, L OBP: 0.352, SLG: 0.402 (1, 10)	1-1 WP SF7 1-2 1B		0-0 G6-3		2-2 1B 1-H 2B		1-1 P6			4 0 2 1 0 0 2
Miguel Tejada, R OBP: 0.313, SLG: 0.435 (1, 6)	2-2 L9 2-3		1-1 2B		0-1 2-3 1B		1-1 G4-3			4 0 2 0 0 0 2
Erubiel Durazo, L OBP: 0.390, SLG: 0.446 (1, 3)	0-0 SF7 1-2 3-H		0-0 G4-3		1-1 G4-3		3-2 G5-3			3 0 0 1 0 0 1
Ramon Hernandez, R OBP: 0.315, SLG: 0.450 (1, 2)	2-2 G3 2-3		0-1 G4-3		2-3 K		2-1 1B			4 0 1 0 0 1 1
Terrence Long, L OBP: 0.302, SLG: 0.396 (1, 9)		1-0 P3 2B		1-0 G4-3		1-1 G4-3		2-3 K		4 0 1 0 0 1 1
Adam Piatt, R OBP: 0.281, SLG: 0.438 (1, 7)		1-1 G5-3		0-0 G5-3		1-2 CS 1B		2-3 K	3 0 1 0 0 0 1	
Billy McMillon, L OBP: 0.385, SLG: 0.457 (9, PH)									1 0 0 0 0 1 0	
Frank Menechino, R OBP: 0.385, SLG: 0.339 (1, 5)		0-1 P3			1-1 P5		3-2 BB 1B		1-1 2B	3 0 1 0 0 0 1
Chris Singleton, L OBP: 0.320, SLG: 0.386 (9, PH)							1-2 1B			1 0 1 0 0 0 0
Eric Byrnes, R OBP: 0.346, SLG: 0.486 (1, 8)		2-2 G1-3			0-2 2B 1B		4-2 1B		0-1 L7	2 1 1 0 1 0 1
3 Eric Chavez, L OBP: 0.334, SLG: 0.483 (9, PH)							1-2 BB			1 0 0 0 0 0 1

Inning Stats	R: 1 E: 0 K: 0 S: 16	H: 2 LOB: 1 BB: 0 P: 22	R: 0 E: 0 K: 0 S: 9	H: 1 LOB: 1 BB: 0 P: 13	R: 0 E: 0 K: 0 S: 8	H: 1 LOB: 1 BB: 0 P: 11	R: 0 E: 0 K: 0 S: 4	H: 0 LOB: 0 BB: 0 P: 5	R: 1 E: 0 K: 0 S: 16	H: 3 LOB: 2 BB: 0 P: 22	R: 0 E: 0 K: 1 S: 7	H: 0 LOB: 0 BB: 0 P: 11	R: 0 E: 0 K: 0 S: 13	H: 2 LOB: 2 BB: 1 P: 23	R: 0 E: 0 K: 1 S: 10	H: 1 LOB: 1 BB: 0 P: 18	R: 0 E: 0 K: 1 S: 10	H: 1 LOB: 1 BB: 0 P: 14	1B: 7 2B: 4 3B: 0 HR: 0	SF: 1 SAC: 0 DP: 0 HBP: 0
--------------	-------------------------------	----------------------------------	------------------------------	----------------------------------	------------------------------	----------------------------------	------------------------------	---------------------------------	-------------------------------	----------------------------------	------------------------------	----------------------------------	-------------------------------	----------------------------------	-------------------------------	----------------------------------	-------------------------------	----------------------------------	----------------------------------	------------------------------------

PITCHER	IP	WLS	BF	H	R	ER	SO	BB	IBB	HBP	BLK	WP	HR	S	P	ERA	WHIP
CC Sabathia, L ERA: 3.63 (1, 1)	7.0	W	29	9	2	2	1	1	0	0	0	1	0	73	107	2.57	1.429
David Riske, R ERA: 2.81 (8, 1)	1.0	H	4	1	0	0	1	0	0	0	0	0	0	10	18	0.00	1.000
Danys Baez, R ERA: 3.38 (9, 1)	1.0	S	4	1	0	0	1	0	0	0	0	0	0	10	14	0.00	1.000

BOTTOM

Cleveland Indians @ Oakland Athletics
Network Associates Coliseum, Oakland, CA

Wed Jul 30 2003, 10:05 PM EDT
 Att: 29,792 - Cloudy - 64 F

livebaseballscorecards.com

AB	35
R	2
H	11
RBI	2
BB	1
SO	3
LOB	15



WP: 1	PA: 37
PB: 0	
SB: 0	
CS: 1	

Batter	1	2	3	4	5	6	7	8	9	AB R H RBI BB SO LOB	TOP											
Coco Crisp, S (1, 7) OBP: 0.332, SLG: 0.384	0-0 P5		1-0 CS 1B			2-2 F7		1-1 G4-3		4 0 1 0 0 0 0												
Casey Blake, R (1, 5) OBP: 0.322, SLG: 0.422	0-0 F9		0-2 CS 1-2	2-3 K		2-3 K		1-3 K		4 0 0 0 0 3 0												
Jody Gerut, L (1, 9) OBP: 0.333, SLG: 0.509	0-1 G4-3			2-3 K		4-2 BB		0-1 2B		3 1 1 0 1 1 0												
Milton Bradley, S (1, 8) OBP: 0.434, SLG: 0.504		4-1 G3 S BB		2-3 K		0-0 F7		2-2 2B		3 0 1 1 1 1 1												
Ben Broussard, L (1, 3) OBP: 0.322, SLG: 0.436		2-0 G3 1-3			0-3 K		2-1 F7	0-2 G5-3		4 0 0 0 0 1 2												
Tim Laker, R (1, 2) OBP: 0.279, SLG: 0.400		0-3 K			2-1 2B		3-1 48 BB 1B	0-0 P5		4 0 2 0 0 1 1												
48 Travis Hafner, L (1, 10) OBP: 0.302, SLG: 0.415		1-3 K			4-1 BB		4-2 1-2 BB	1-3 K		2 0 0 0 2 2 1												
John McDonald, R (1, 6) (7, 4)			3-3 K		1-1 F9		2-2 F9	2-1 2B		4 0 1 0 0 1 4												
56 Angel Santos, S (1, 4) OBP: 0.214, SLG: 0.571			2-3 K		1-0 F7		1-2 G5-3	1-2 F8		2 0 0 0 0 1 2												
41 Victor Martinez, S (7, PH) OBP: 0.259, SLG: 0.250										1 0 0 0 0 0 2												
2 Jhonny Peralta, R (7, 6) OBP: 0.237, SLG: 0.273										0 0 0 0 0 0 0												
Ryan Ludwick, R (9, PH) OBP: 0.300, SLG: 0.389										1 0 0 0 0 0 1												
Inning Stats	R: 0 E: 0 K: 0 S: 4	H: 0 LOB: 0 BB: 0 P: 4	R: 0 E: 0 K: 2 S: 8	H: 0 LOB: 1 BB: 1 P: 15	R: 0 E: 0 K: 2 S: 10	H: 1 LOB: 0 BB: 0 P: 16	R: 0 E: 0 K: 3 S: 9	H: 0 LOB: 0 BB: 0 P: 15	R: 0 E: 0 K: 1 S: 9	H: 1 LOB: 2 BB: 1 P: 17	R: 0 E: 0 K: 1 S: 10	H: 0 LOB: 1 BB: 1 P: 18	R: 0 E: 0 K: 0 S: 12	H: 1 LOB: 2 BB: 1 P: 24	R: 1 E: 0 K: 1 S: 14	H: 2 LOB: 1 BB: 0 P: 18	R: 0 E: 0 K: 1 S: 12	H: 1 LOB: 1 BB: 0 P: 16	1B: 2 2B: 4 3B: 0 HR: 0	SF: 0 SAC: 0 DP: 0 HBP: 0	WP: 0 PB: 0 SB: 1 CS: 1	PA: 37
40 Rich Harden, R (1, 1) ERA: 0.86	IP: 7.0 WLS: W BF: 27 H: 3 R: 0 ER: 0 SO: 9 BB: 4 IBB: 0 HBP: 0 BLK: 0 WP: 0 HR: 0 S: 62 P: 109 ERA: 0.00 WHIP: 1.000																					
Chad Bradford, R (8, 1) ERA: 3.78	IP: 1.0 WLS: H BF: 5 H: 2 R: 1 ER: 1 SO: 1 BB: 0 IBB: 0 HBP: 0 BLK: 0 WP: 0 HR: 0 S: 14 P: 18 ERA: 9.00 WHIP: 2.000																					
Keith Foulke, R (9, 1) ERA: 2.53	IP: 1.0 WLS: S BF: 4 H: 1 R: 0 ER: 0 SO: 1 BB: 0 IBB: 0 HBP: 0 BLK: 0 WP: 0 HR: 0 S: 12 P: 16 ERA: 0.00 WHIP: 1.000																					

Cleveland Indians @ Oakland Athletics
Network Associates Coliseum, Oakland, CA
Thu Jul 31 2003, 3:35 PM EDT
Att. 25,011 - Cloudy - 67 F

livebaseballscorecards.com

AB	32
R	1
H	6
RBI	1
BB	4
SO	11
LOB	14



Batter	1	2	3	4	5	6	7	8	9
Billy McMillon, L (1, 7) OBP: 0.390, SLG: 0.446 Adam Piatt, R (8, 7) OBP: 0.281, SLG: 0.438	3-2 L5		4-2 G1-6-3 BB		4-1 E2 BB 1B		1-2 F7		
Scott Hatteberg, L (1, 10) OBP: 0.351, SLG: 0.398	3-2 G4-3		2-1 G1-6-3 1-2f		4-1 1B BB			0-2 F9	
Miguel Tejada, R (1, 6) OBP: 0.312, SLG: 0.433	3-2 G6-3			0-0 G6-3	1-1 1B			3-2 G5-3	
Erubiel Durazo, L (1, 3) OBP: 0.391, SLG: 0.447		2-1 G4-3		0-1 1B FC5-4	1-3 K			0-0 1B	
Eric Chavez, L (1, 5) OBP: 0.333, SLG: 0.488		1-2 HR		1-2 L8		3-2 K		0-0 F7	
Terrence Long, L (1, 9) OBP: 0.303, SLG: 0.394		4-2 BB		1-1 FC5-4 1-2f		1-1 F7			
Mark Ellis, R (1, 4) OBP: 0.323, SLG: 0.369		0-2 F7			2-2 1B FC4-6	2-1 L9			
17 Adam Melhuse, S (1, 2) OBP: 0.255, SLG: 0.372		2-1 F8			1-1 L7		2-0 F7		
Chris Singleton, L (1, 8) OBP: 0.316, SLG: 0.380			1-1 G4-3		1-2 1B FC4-6 E		0-0 G6-3		

Inning Stats	R: 0	H: 0	E: 0	K: 0	S: 9	R: 1	H: 1	E: 0	K: 0	S: 14	R: 0	H: 0	E: 0	K: 0	S: 7	R: 0	H: 1	E: 0	K: 0	S: 8	R: 2	H: 2	E: 1	K: 1	S: 22	R: 0	H: 0	E: 0	K: 1	S: 7	R: 0	H: 0	E: 0	K: 0	S: 5	R: 0	H: 1	E: 0	K: 0	S: 9
	0	0	0	0	18	1	1	0	0	14	0	0	0	0	7	0	1	0	0	8	2	2	1	1	22	0	0	0	0	7	0	1	0	0	5	0	1	0	0	9


PITCHER	IP	WLS	BF	H	R	ER	SO	BB	IBB	HBP	BLK	WP	HR	S	P	ERA	WHIP
37 Jake Westbrook, R (1, 1) ERA: 4.25	4.2	L	21	4	3	3	0	4	0	0	0	0	1	57	96	5.79	1.714
Jason Stanford, L (5, 1) ERA: 2.3	3.1		11	1	0	0	2	0	0	0	0	0	0	24	37	0.00	0.300

BOTTOM

Cleveland Indians @ Oakland Athletics
Network Associates Coliseum, Oakland, CA

Thu Jul 31 2003, 3:35 PM EDT
 Att: 25,011 - Cloudy - 67 F

AB	28
R	3
H	5
RBI	3
BB	4
SO	2
LOB	10



WP	HR	S	P	ERA	WHIP
0	0	0	32		

Batter	1	2	3	4	5	6	7	8	9	AB R H RBI BB SO LOB	TOP		
Coco Crisp, S OBP: 0.325, SLG: 0.376 (1, 7) (7, 8)	0-2 G1-3		1-1 G4-3			1-2 P2		1-1 F8		4 0 0 0 0 0 1			
Casey Blake, R OBP: 0.320, SLG: 0.418 Zach Sorensen, S OBP: 0.275, SLG: 0.265 (1, 5) (6, 4)	0-3 K			2-0 F8		2-1 G5-4-3 1-2f		1-2 G4-3		3 0 0 0 0 1 1 1 0 0 0 0 0 0			
Jody Gerut, L OBP: 0.332, SLG: 0.505 (1, 9)	0-0 F8			1-1 1B			2-2 G4-3		0-0 G3-1	4 0 1 0 0 0 0			
Milton Bradley, S OBP: 0.433, SLG: 0.506 Ryan Ludwick, R OBP: 0.295, SLG: 0.382 (1, 8) (7, PR) (7, 7)		1-0 G3		0-2 P5			1-0 HR 2B		3-2 F7	3 0 1 0 0 0 1 1 1 0 0 0 0 0			
Ben Broussard, L OBP: 0.321, SLG: 0.446 (1, 3)		0-0 P5		0-1 G1-3			1-0 HR		3-2 F8	4 1 1 2 0 0 1			
41 Victor Martinez, S OBP: 0.262, SLG: 0.253 (1, 2)		3-2 G5-3			0-0 G1-3		0-0 48 FC3-6 1B			3 0 1 0 0 0 0			
48 Travis Hafner, L OBP: 0.303, SLG: 0.420 (1, 10)			1-1 F9 2 G6-3 2B		3-2 G6-3		3-1 FC3-6 1-2f FC5-4			3 1 1 0 0 0 2			
John McDonald, R OBP: 0.270, SLG: 0.311 (1, 4) (6, 6)			3-2 F9 2-3		1-1 L8		0-0 FC5-4 1-2f			3 0 0 0 0 0 3			
2 Jhonny Peralta, R OBP: 0.229, SLG: 0.264 (1, 6) (6, 5)			1-2 G6-3 3-H			0-0 E6 G5-4-3		3-1 F8		3 0 0 1 0 0 0			
Inning Stats	R: 0 E: 0 K: 1 S: 7 H: 0 LOB: 0 BB: 0 P: 7	R: 0 E: 0 K: 0 S: 5 H: 0 LOB: 0 BB: 0 P: 9	R: 1 E: 0 K: 0 S: 11 H: 1 LOB: 0 BB: 0 P: 17	R: 0 E: 0 K: 0 S: 8 H: 1 LOB: 1 BB: 0 P: 11	R: 0 E: 0 K: 0 S: 6 H: 0 LOB: 0 BB: 0 P: 10	R: 0 E: 1 K: 0 S: 6 H: 0 LOB: 0 BB: 0 P: 9	R: 2 E: 0 K: 0 S: 9 H: 3 LOB: 2 BB: 0 P: 16	R: 0 E: 0 K: 0 S: 8 H: 0 LOB: 0 BB: 0 P: 13	R: 0 E: 0 K: 0 S: 10 H: 0 LOB: 0 BB: 0 P: 16	1B: 2 2B: 2 3B: 0 HR: 1 SF: 0 SAC: 0 DP: 1 HBP: 0	WP: 0 PB: 0 SB: 0 CS: 0 PA: 32		
PITCHER John Thomson, R ERA: 5.34 Aaron Fultz, L ERA: 5.36 (1, 1) (9, 1)	IP WLS BF H R ER SO BB IBB HBP BLK WP HR S P ERA WHIP	8.0 W 29 5 3 3 1 0 0 0 0 0 0 1 60 92 3.38 0.625	1.0 3 0 0 0 0 0 0 0 0 0 0 0 10 16 0.00 0.000										

Cleveland Indians @ Texas Rangers
The Ballpark at Arlington, Arlington, TX

Fri Aug 01 2003, 8:05 PM EDT
Att. 24,143 - Sunny - 100 F

livebaseballscorecards.com

AB	32
R	3
H	5
RBI	3
BB	0
SO	1
LOB	9



Batter	1	2	3	4	5	6	7	8	9	AB	R	H	RBI	BB	SO	LOB
10 Michael Young, R OBP: 0.352, SLG: 0.462 (1, 4)	3-2 HR	2-2 G4-3	4-2 BB		1-1 G6-3			1-1 G6-3		4	1	1	1	1	0	0
Donnie Sadler, R OBP: 0.308, SLG: 0.340 (1, 5)	0-0 P5	1-0 HR 1B	1-2 P3			0-0 G1-3		0-1 G6-3		5	1	1	0	0	0	1
Alex Rodriguez, R OBP: 0.386, SLG: 0.553 (1, 6)	0-2 S 23 HR 1B	SAFE	3-1 HR		4-2 FC5-4 BB		0-1 F8	2-2 G5-3		4	2	2	2	1	0	0
Shane Spencer, R OBP: 0.328, SLG: 0.437 (1, 7)	2-3 K	3-3 K		0-0 FC5-4 1-2f		2-0 1B				4	0	1	0	0	2	2
Rafael Palmeiro, L OBP: 0.347, SLG: 0.477 (1, 10)	4-2 23 HR BB		2-2 HR		1-2 F7		0-2 F8			3	2	1	1	1	0	2
23 Mark Teixeira, S OBP: 0.342, SLG: 0.485 (1, 3)	1-0 HR 1-H 2-H		0-0 HR		0-1 F7			2-1 1B		4	2	3	4	0	0	1
Marcus Thames, R OBP: 0.333, SLG: 0.318 (1, 9)	4-2 FC5-4 BB		3-2 P4		1-1 G5-3		SAFE	3-3 K		3	0	0	0	1	1	1
Todd Greene, R OBP: 0.235, SLG: 0.434 (1, 2)	2-0 FC5-4 1-2f		1-1 HR		1-0 HR		1-0 P4			4	2	2	2	0	0	2
Ramon Nivar, R (1, 8)		0-0 G6-3	0-2 G6-3		1-2 L5		1-1 F9			4	0	0	0	0	0	1

Inning Stats	R: 4	H: 3	E: 0	LOB: 1	K: 1	S: 20	P: 36	R: 2	H: 2	E: 0	LOB: 0	K: 1	S: 13	R: 3	H: 3	E: 0	LOB: 1	K: 0	S: 23	R: 0	H: 0	E: 0	LOB: 1	K: 0	S: 8	R: 1	H: 1	E: 0	LOB: 0	K: 0	S: 9	R: 0	H: 1	E: 0	LOB: 1	K: 0	S: 7	R: 0	H: 1	E: 0	LOB: 1	K: 1	S: 8	R: 0	H: 0	E: 0	LOB: 0	K: 0	S: 7
--------------	------	------	------	--------	------	-------	-------	------	------	------	--------	------	-------	------	------	------	--------	------	-------	------	------	------	--------	------	------	------	------	------	--------	------	------	------	------	------	--------	------	------	------	------	------	--------	------	------	------	------	------	--------	------	------

PITCHER	IP	WLS	BF	H	R	ER	SO	BB	IBB	HBP	BLK	WP	HR	S	P	ERA	WHIP
Billy Traber, L ERA: 4.71 (1, 1)	2.0	L	13	5	6	6	2	2	0	0	0	0	3	33	58	27.00	3.500
Terry Mulholland, L ERA: 4.55 (3, 1)	5.0		23	6	4	4	1	2	0	0	0	0	4	55	84	7.20	1.600
Jack Cressend, R ERA: 1.17 (8, 1)	1.0		3	0	0	0	0	0	0	0	0	0	0	7	10	0.00	0.000

BOTTOM

Cleveland Indians @ Texas Rangers
The Ballpark at Arlington, Arlington, TX
 Fri Aug 01 2003, 8:05 PM EDT
 Att. 24,143 - Sunny - 100 F

livebaseballscorecards.com

AB	35
R	10
H	11
RBI	10
BB	4
SO	3
LOB	10



1B: 4	SF: 0	WP: 0	PA: 39
2B: 0	SAC: 0	PB: 0	
3B: 0	DP: 0	SB: 1	
HR: 7	HBP: 0	CS: 0	

PITCHER	IP	WLS	BF	H	R	ER	SO	BB	IBB	HBP	BLK	WP	HR	S	P	ERA	WHIP
Billy Traber, L ERA: 4.71 (1, 1)	2.0	L	13	5	6	6	2	2	0	0	0	0	3	33	58	27.00	3.500
Terry Mulholland, L ERA: 4.55 (3, 1)	5.0		23	6	4	4	1	2	0	0	0	0	4	55	84	7.20	1.600
Jack Cressend, R ERA: 1.17 (8, 1)	1.0		3	0	0	0	0	0	0	0	0	0	0	7	10	0.00	0.000

Batter	1	2	3	4	5	6	7	8	9	AB R H RBI BB SO LOB	TOP											
Coco Crisp, S (1, 7) OBP: 0.326, SLG: 0.371	2-1 1B 3B 1B	2-0 1B		2-3 K			0-2 L5		2-3 K	5 1 2 0 0 2 2												
Casey Blake, R (1, 5) OBP: 0.327, SLG: 0.438	1-1 SAFE SAFE 1B 3B 1B	0-3 K			2-1 G4-6-3 1B			3-2 HR	3-3 K	5 2 3 1 0 2 3												
Milton Bradley, S (1, 8) OBP: 0.434, SLG: 0.518	3-1 SAFE SAFE 1B G6-3 1-H 2-H 3B	1-2 SAFE SAFE F9			2-2 G4-6-3 1-2f			0-0 1B		4 1 2 2 0 0 2												
Ben Broussard, L (1, 3) OBP: 0.318, SLG: 0.450	1-2 P6		1-1 G1-3		0-1 G6-3			1-2 F8		4 0 0 0 0 0 2												
Ryan Ludwick, R (1, 9) OBP: 0.290, SLG: 0.413	2-2 G6-3 3-H		0-0 HR		3-1 G6-3			1-1 F9		4 1 1 2 0 0 1												
48 Travis Hafner, L (1, 10) OBP: 0.299, SLG: 0.420	2-2 2B		0-2 G4-3		0-0 G4-3			2-2 G5-3		4 0 1 0 0 0 1												
Tim Laker, R (1, 2) OBP: 0.278, SLG: 0.391	4-1 BB		2-3 K		0-0 P6			1-2 G6-3		3 0 0 0 1 1 0												
56 Angel Santos, S (1, 4) OBP: 0.176, SLG: 0.471	1-3 K		0-3 K		1-2 G4-3			2-2 E 1B		3 0 0 0 0 0 2 2												
41 Victor Martinez, S (9, PH) OBP: 0.281, SLG: 0.265										1 0 1 0 0 0 0												
John McDonald, R (9, PR) OBP: 0.271, SLG: 0.311										0 0 0 0 0 0 0												
2 Jhonny Peralta, R (1, 6) OBP: 0.233, SLG: 0.276			0-2 G6-3		3-2 G5-3			0-0 P4		3 0 0 0 0 0 0												
Jody Gerut, L (9, PH) OBP: 0.326, SLG: 0.495								1-2 E1		1 0 0 0 0 0 1												
Inning Stats	R: 3 E: 0 K: 1 S: 20	H: 4 LOB: 2 BB: 1 P: 36	R: 0 E: 0 K: 1 S: 11	H: 1 LOB: 1 BB: 0 P: 14	R: 1 E: 0 K: 1 S: 9	H: 1 LOB: 0 BB: 0 P: 12	R: 0 E: 0 K: 2 S: 11	H: 0 LOB: 0 BB: 0 P: 16	R: 0 E: 0 K: 0 S: 8	H: 1 LOB: 0 BB: 0 P: 12	R: 0 E: 0 K: 0 S: 4	H: 0 LOB: 0 BB: 0 P: 7	R: 0 E: 0 K: 0 S: 8	H: 0 LOB: 0 BB: 0 P: 9	R: 1 E: 0 K: 0 S: 13	H: 2 LOB: 1 BB: 0 P: 20	R: 0 E: 1 K: 2 S: 17	H: 1 LOB: 2 BB: 0 P: 25	1B: 6 2B: 1 3B: 1 HR: 2	SF: 0 SAC: 0 DP: 1 HBP: 0	WP: 0 PB: 0 SB: 0 CS: 0	PA: 38
PITCHER	IP WLS BF H R ER SO BB IBB HBP BLK WP HR S P ERA WHIP																					
R.A. Dickey, R (1, 1) ERA: 4.98	7.0 W 28 7 4 4 5 1 0 0 0 0 1 71 106 5.14 1.143																					
56 Rosman Garcia, R (8, 1) ERA: 5.7	0.0 2 2 1 1 0 0 0 0 0 0 1 4 7 ∞ ∞																					
Brian Shouse, L (8, 1) ERA: 3.57	1.0 H 3 0 0 0 0 0 0 0 0 0 0 9 13 0.00 0.000																					
Francisco Cordero, R (9, 1) ERA: 3.02	1.0 S 5 1 0 0 2 0 0 0 0 0 0 0 17 25 0.00 1.000																					

Cleveland Indians @ Texas Rangers
The Ballpark at Arlington, Arlington, TX
Sun Aug 03 2003, 8:05 PM EDT
Att. 19,133 - Cloudy - 85 F

livebaseballscorecards.com

AB	37
R	5
H	10
RBI	5
BB	1
SO	7
LOB	14



Batter	1	2	3	4	5	6	7	8	9	AB R H RBI BB SO LOB	TOP
51 Ichiro Suzuki, L (1, 9) OBP: 0.380, SLG: 0.465	2-1 E3 3B		3-1 BB SH5-4 1-2 1B	1-2 CS	1-2 L1		0-0 1B			4 1 3 0 0 0 0	
Rey Sanchez, R (1, 6) OBP: 0.254, SLG: 0.242	1-0 G6-3 1B		1-0 SH5-4 1-2 2-3		0-0 F9		0-1 G1-3			3 0 1 0 0 0 1	
Bret Boone, R (1, 4) OBP: 0.372, SLG: 0.579	2-2 G6-3 1-2f		0-0 G5-3		3-2 G6-3			1-3 K		4 0 0 0 0 1 3	
Edgar Martinez, R (1, 10) OBP: 0.412, SLG: 0.521	2-2 G4-3		4-0 BB IBB		3-3 K		0-1 F8			3 0 0 0 1 1 0	
John Olerud, L (1, 3) OBP: 0.378, SLG: 0.408		3-1 G4-3	4-2 BB		2-2 G6-3		2-3 K			3 0 0 1 1 1 0	
Mike Cameron, R (1, 8) OBP: 0.355, SLG: 0.477		2-2 G6-3	0-0 L5		0-0 3B			3-1 S 1B		4 0 2 0 0 0 3	
Randy Winn, S (1, 7) OBP: 0.334, SLG: 0.403		1-0 2B		1-2 G4-3 1B		0-1 F9		2-3 K		4 0 2 0 0 1 2	
Dan Wilson, R (1, 2) OBP: 0.288, SLG: 0.336		3-1 G6-3		0-0 G4-3 1-2f		2-1 G6-3		3-3 K		4 0 0 0 0 1 3	
16 Willie Bloomquist, R (1, 5) OBP: 0.320, SLG: 0.325			1-1 SH5-4 BB 51 1B	1-2 51 CS 1B		1-3 K		3-2 P5		4 1 2 0 0 1 1	
Inning Stats	R: 1 H: 2 E: 1 LOB: 0 K: 0 BB: 0 S: 11 P: 18	R: 0 H: 1 E: 0 LOB: 1 K: 0 BB: 0 S: 9 P: 18	R: 1 H: 2 E: 0 LOB: 3 K: 0 BB: 2 S: 9 P: 22	R: 0 H: 2 E: 0 LOB: 0 K: 0 BB: 0 S: 9 P: 12	R: 0 H: 0 E: 0 LOB: 0 K: 0 BB: 0 S: 9 P: 13	R: 0 H: 1 E: 0 LOB: 1 K: 1 BB: 0 S: 10 P: 15	R: 0 H: 1 E: 0 LOB: 1 K: 1 BB: 0 S: 8 P: 11	R: 0 H: 0 E: 0 LOB: 0 K: 2 BB: 0 S: 8 P: 11	R: 0 H: 1 E: 0 LOB: 1 K: 2 BB: 0 S: 18 P: 28	1B: 7 SF: 0 2B: 1 SAC: 1 3B: 2 DP: 2 HR: 0 HBP: 0	WP: 0 PA: 37 PB: 0 SB: 1 CS: 1
PITCHER	IP WLS BF H R ER SO BB IBB HBP BLK WP HR S P ERA WHIP										
CC Sabathia, L (1, 1) ERA: 3.55	8.0 L 32 9 2 2 4 1 1 0 0 0 0 73 120 2.25 1.250										
David Riske, R (9, 1) ERA: 2.72	1.0 4 1 0 0 2 0 0 0 0 0 0 18 28 0.00 1.000										

Seattle Mariners @ Cleveland Indians
 Jacobs Field, Cleveland, OH
 Tue Aug 05 2003, 7:05 PM EDT
 Att. 22,300 - Cloudy - 74 F

livebaseballscorecards.com

AB 33
 R 2
 H 10
 RBI 1
 BB 2
 SO 6
 LOB 13



BOTTOM

Seattle Mariners @ Cleveland Indians
Jacobs Field, Cleveland, OH
Tue Aug 05 2003, 7:05 PM EDT
Att. 22,300 - Cloudy - 74 F

livebaseballscorecards.com

AB 30
R 1
H 3
RBI 1
BB 2
SO 8
LOB 7



WP: 0 PA: 32
PB: 0
SB: 0
CS: 0

AB R H RBI BB SO LOB

4 0 0 0 0 1 2

4 0 0 0 0 1 2

4 0 0 0 0 0 1

4 0 0 0 0 0 0

4 0 0 0 0 3 0

2 0 1 0 1 0 0

3 0 0 0 0 1 2

2 1 1 1 0 1 0

1 0 0 0 0 1 0

0 0 0 0 0 0 0

2 0 1 0 1 0 0

1B: 2 SF: 0
2B: 0 SAC: 0
3B: 0 DP: 0
HR: 1 HBP: 0

1B: 2 SF: 0
2B: 0 SAC: 0
3B: 0 DP: 0
HR: 1 HBP: 0

1B: 2 SF: 0
2B: 0 SAC: 0
3B: 0 DP: 0
HR: 1 HBP: 0

1B: 2 SF: 0
2B: 0 SAC: 0
3B: 0 DP: 0
HR: 1 HBP: 0

1B: 2 SF: 0
2B: 0 SAC: 0
3B: 0 DP: 0
HR: 1 HBP: 0

1B: 2 SF: 0
2B: 0 SAC: 0
3B: 0 DP: 0
HR: 1 HBP: 0

1B: 2 SF: 0
2B: 0 SAC: 0
3B: 0 DP: 0
HR: 1 HBP: 0

1B: 2 SF: 0
2B: 0 SAC: 0
3B: 0 DP: 0
HR: 1 HBP: 0

1B: 2 SF: 0
2B: 0 SAC: 0
3B: 0 DP: 0
HR: 1 HBP: 0

1B: 2 SF: 0
2B: 0 SAC: 0
3B: 0 DP: 0
HR: 1 HBP: 0

1B: 2 SF: 0
2B: 0 SAC: 0
3B: 0 DP: 0
HR: 1 HBP: 0

Batter	1	2	3	4	5	6	7	8	9
Coco Crisp, S (1, 7) OBP: 0.320, SLG: 0.364	1-2 P6		1-0 G5-3			1-1 F9		1-3 K	
Casey Blake, R (1, 5) OBP: 0.323, SLG: 0.433	3-2 G6-3		2-1 P3			2-2 F9		1-3 K	
Jody Gerut, L (1, 9) OBP: 0.322, SLG: 0.488	1-0 P6		2-1 G6-3			0-0 G4-3		1-1 G3-1	
Milton Bradley, S (1, 8) OBP: 0.430, SLG: 0.513		3-2 G4-3		3-2 F8		2-2 P4		3-2 F9	
Ryan Ludwick, R (1, 10) OBP: 0.274, SLG: 0.388		3-3 K		1-3 K		2-3 K		0-1 F8	
41 Victor Martinez, S (1, 2) OBP: 0.293, SLG: 0.271		4-1 BB		2-2 G6-3		1-0 1B			
48 Travis Hafner, L (1, 3) OBP: 0.294, SLG: 0.411		1-2 G4-3		1-2 G4-3		3-3 K			
2 Jhonny Peralta, R (1, 6) OBP: 0.238, SLG: 0.310			2-2 HR		1-3 K			2-3 K	
Ben Broussard, L (8, PH) OBP: 0.316, SLG: 0.448					0-2 G3			4-0 BB	
56 Angel Santos, S (9, 4) OBP: 0.176, SLG: 0.471									
John McDonald, R (1, 4) OBP: 0.278, SLG: 0.314			1-1 G5-3						

Inning Stats	R: 0	H: 0	E: 0	LOB: 0	K: 0	BB: 0	S: 7	R: 0	H: 0	E: 0	LOB: 0	K: 1	BB: 0	S: 10	R: 0	H: 0	E: 0	LOB: 0	K: 1	BB: 0	S: 10	R: 0	H: 1	E: 0	LOB: 1	K: 2	BB: 0	S: 10	R: 0	H: 0	E: 0	LOB: 1	K: 3	BB: 1	S: 11	R: 0	H: 0	E: 0	LOB: 0	K: 0	BB: 0	S: 7	R: 0	H: 0	E: 0	LOB: 0	K: 0	BB: 0	S: 11	
	0	0	0	0	0	0	7	0	0	0	0	1	0	10	0	1	0	0	1	0	0	10	0	1	0	1	0	18	0	0	0	1	0	1	19	0	0	0	1	0	0	11	0	0	0	11	0	0	0	11

PITCHER	IP	WLS	BF	H	R	ER	SO	BB	IBB	HBP	BLK	WP	HR	S	P	ERA	WHIP
Jamie Moyer, L (1, 1) ERA: 3.4	7.0	W	25	3	1	1	5	1	0	0	0	0	1	67	110	1.29	0.571
Jeff Nelson, R (8, 1) ERA: 3.35	1.0	H	4	0	0	0	3	1	0	0	0	0	0	11	19	0.00	1.000
Shigetoshi Hasegawa, R (9, 1) ERA: 0.68	1.0	S	3	0	0	0	0	0	0	0	0	0	0	7	11	0.00	0.000

Batter	1	2	3	4	5	6	7	8	9	AB R H RBI BB SO LOB	TOP		
51 Ichiro Suzuki, L (1, 9) OBP: 0.377, SLG: 0.461	0-2 G6-3			2-1 G6-3		1-0 G3	0-0 G4-3			4 0 0 0 0 0 2			
Rey Sanchez, R (1, 6) OBP: 0.259, SLG: 0.247	1-2 G5-3			0-0 HR 1B		1-0 FC5-2 1B	2-2 G6-3			4 2 2 0 0 0 0			
Bret Boone, R (1, 4) OBP: 0.371, SLG: 0.583	2-3 K			1-2 1-H HR		1-2 FC5-2 1B HR		2-2 F8		4 2 1 2 0 1 2			
Edgar Martinez, R (1, 10) OBP: 0.413, SLG: 0.521		0-1 G6-3		1-0 G3-6 1B		3-2 HR 1B		1-2 P5		4 1 2 1 0 0 0			
John Olerud, L (1, 3) OBP: 0.377, SLG: 0.415		1-2 G1-3		1-2 G3-6		1-2 HR		2-3 K		4 1 1 3 0 1 1			
Mike Cameron, R (1, 8) OBP: 0.354, SLG: 0.474		1-3 K			1-2 F8	1-1 E S 1B		0-0 L6		4 0 1 0 0 1 0			
Ben Davis, S (1, 2) OBP: 0.327, SLG: 0.433			0-1 G4-3		1-0 G4-3	3-2 E6		0-1 G6-3		4 0 0 0 0 0 1			
John Mabry, L (1, 7) OBP: 0.309, SLG: 0.328			3-2 G3		1-2 G6-3	0-1 F7		4-1 BB		3 0 0 0 1 0 2			
Mark McLemore, S (1, 5) OBP: 0.300, SLG: 0.299			1-1 L6			2-0 FC5-2 1B	4-2 51 G4-3 BB		3-2 F8	3 0 1 0 1 0 1			
Inning Stats	R: 0 E: 0 K: 1 S: 10 H: 0 LOB: 0 BB: 0 P: 13	R: 0 E: 0 K: 1 S: 8 H: 0 LOB: 0 BB: 0 P: 10	R: 0 E: 0 K: 0 S: 7 H: 0 LOB: 0 BB: 0 P: 11	R: 2 E: 0 K: 0 S: 11 H: 3 LOB: 0 BB: 0 P: 16	R: 0 E: 0 K: 0 S: 7 H: 0 LOB: 0 BB: 0 P: 10	R: 4 E: 1 K: 0 S: 20 H: 5 LOB: 2 BB: 0 P: 33	R: 0 E: 0 K: 0 S: 8 H: 0 LOB: 0 BB: 1 P: 14	R: 0 E: 0 K: 1 S: 12 H: 0 LOB: 0 BB: 0 P: 17	R: 0 E: 0 K: 0 S: 8 H: 0 LOB: 1 BB: 1 P: 15	1B: 6 2B: 0 3B: 0 HR: 2 SF: 0 SAC: 0 DP: 2 HBP: 0	WP: 0 PB: 0 SB: 1 CS: 0 PA: 36		
PITCHER	IP WLS BF H R ER SO BB IBB HBP BLK WP HR S P ERA WHIP											PITCHER	IP WLS BF H R ER SO BB IBB HBP BLK WP HR S P ERA WHIP
37 Jake Westbrook, R (1, 1) ERA: 4.58	5.2 W 25 8 6 6 2 0 0 0 0 0 0 2 61 91 9.53 1.412												
Jack Cressend, R (6, 1) ERA: 1.04	1.1 H 4 0 0 0 0 1 0 0 0 0 0 0 10 16 0.00 0.750												
David Riske, R (8, 1) ERA: 2.67	1.0 3 0 0 0 1 0 0 0 0 0 0 0 12 17 0.00 0.000												
Danys Baez, R (9, 1) ERA: 3.25	1.0 4 0 0 0 0 1 0 0 0 0 0 0 8 15 0.00 1.000												

Seattle Mariners @ Cleveland Indians
 Jacobs Field, Cleveland, OH
 Wed Aug 06 2003, 7:05 PM EDT
 Att. 23,282 - Cloudy - 77 F

livebaseballscorecards.com

AB	34
R	6
H	8
RBI	6
BB	2
SO	3
LOB	9



Batter	1	2	3	4	5	6	7	8	9
Coco Crisp, S OBP: 0.326, SLG: 0.384 (1, 7)	3-1 HR	2-1 1B 1-3 2B 1B	2-1 1-3 2-H 1B		1-0 G1-4-3		0-0 G4-3		
Jody Gerut, L OBP: 0.320, SLG: 0.483 (1, 9)	3-2 F7	0-1 1-3 2B 1B 3-H	1-0 F9		3-3 K			0-2 P2	
Milton Bradley, S OBP: 0.429, SLG: 0.514 (1, 8)	0-0 G4-3	0-2 1-H 2B 3-H			2-1 1B 1B		1-0 F7	1-3 K	
Ben Broussard, L OBP: 0.322, SLG: 0.449 (1, 3)	1-3 K	4-2 BB			0-0 48 HR 1-3 1B		1-0 41 S 1B	2-3 K	
Casey Blake, R OBP: 0.325, SLG: 0.432 (1, 5)		48 HR 2B 1B			2-2 48 HR 1-2 HBP		1-3 K		
48 Travis Hafner, L OBP: 0.299, SLG: 0.440 (1, 10)		0-1 1-H 1B 2B	1-3 K		2-1 1-H 2-H HR		1-3 K		
41 Victor Martinez, S OBP: 0.292, SLG: 0.270 (1, 2)		2-1 F7	1-1 2B 1B		2-3 K		2-2 G3-1		
2 Jhonny Peralta, R OBP: 0.248, SLG: 0.317 (1, 6)		3-3 K	0-0 1B 1-2 1B		2-2 1B		0-1 G5-3		
John McDonald, R OBP: 0.277, SLG: 0.312 (1, 4)		2-2 1B 2-H 1B	1-1 F8		2-0 G4-3		1-1 G6-3		

Inning Stats	R: 1	H: 1	E: 0	K: 1	S: 10	LOB: 0	BB: 0	P: 17	R: 5	H: 6	E: 0	K: 2	S: 29	LOB: 2	BB: 1	P: 45	R: 1	H: 3	E: 0	K: 1	S: 11	LOB: 2	BB: 0	P: 17	R: 3	H: 4	E: 0	K: 1	S: 17	LOB: 1	BB: 0	P: 29	R: 0	H: 0	E: 0	K: 1	S: 5	LOB: 0	BB: 0	P: 10	R: 0	H: 1	E: 0	K: 2	S: 11	LOB: 1	BB: 0	P: 16	R: 0	H: 0	E: 0	K: 0	S: 5	LOB: 0	BB: 0	P: 6	R: 0	H: 0	E: 0	K: 2	S: 12	LOB: 0	BB: 0	P: 15
--------------	------	------	------	------	-------	--------	-------	-------	------	------	------	------	-------	--------	-------	-------	------	------	------	------	-------	--------	-------	-------	------	------	------	------	-------	--------	-------	-------	------	------	------	------	------	--------	-------	-------	------	------	------	------	-------	--------	-------	-------	------	------	------	------	------	--------	-------	------	------	------	------	------	-------	--------	-------	-------

PITCHER	IP	WLS	BF	H	R	ER	SO	BB	IBB	HBP	BLK	WP	HR	S	P	ERA	WHIP
Joel Pineiro, R ERA: 3.38 (1, 1)	2.2	L	19	10	7	7	4	1	0	0	0	0	1	49	77	23.62	4.125
Aaron Loper, R ERA: 8.1 (3, 1)	2.1		11	4	3	3	2	0	0	1	0	0	1	23	41	11.57	1.714
40 Julio Mateo, R ERA: 2.95 (6, 1)	2.0		7	1	0	0	2	0	0	0	0	0	0	16	22	0.00	0.500
Rafael Soriano, R ERA: 1.57 (8, 1)	1.0		3	0	0	0	2	0	0	0	0	0	0	12	15	0.00	0.000

AB R H RBI BB SO LOB

5	2	3	2	0	0	0
5	1	1	1	0	1	2
5	0	2	2	0	1	0
4	1	2	0	1	2	0
3	2	1	0	0	2	3
4	2	2	4	0	2	1
4	1	1	0	0	1	2
4	0	2	0	0	1	1
4	1	1	1	0	0	3

WP	HR	S	P	ERA	WHIP
0	0	0	0	0	0
0	0	0	0	0	0
0	0	0	0	0	0
0	0	0	0	0	0
0	0	0	0	0	0
0	0	0	0	0	0

Seattle Mariners @ Cleveland Indians
 Jacobs Field, Cleveland, OH
 Wed Aug 06 2003, 7:05 PM EDT
 Att: 23,282 - Cloudy - 77 F

livebaseballscorecards.com

AB	38
R	10
H	15
RBI	10
BB	1
SO	10
LOB	12



Batter	1	2	3	4	5	6	7	8	9	AB R H RBI BB SO LOB	TOP											
51 Ichiro Suzuki, L (1, 9) OBP: 0.376, SLG: 0.459	0-2 G5-3		0-3 K		1-1 1B		1-1 G3			4 0 1 0 0 1 0												
Rey Sanchez, R (1, 6) OBP: 0.263, SLG: 0.253	0-0 FC6-4 1B		0-1 1B		0-0 L7			2-1 G6-3		4 0 2 0 0 0 1												
Bret Boone, R (1, 4) OBP: 0.368, SLG: 0.578	0-1 F7		1-1 F9			0-3 K		0-0 F7		4 0 0 0 0 1 2												
Edgar Martinez, R (1, 10) OBP: 0.414, SLG: 0.519	1-0 FC6-4 1-2f			0-1 F8		4-1 HBP BB		1-1 FC6-4 1B		3 0 1 0 1 0 1												
John Olerud, L (1, 3) OBP: 0.378, SLG: 0.417		2-1 1B 2B		2-3 K		1-0 1-2 HBP		0-1 FC6-4 1-2f		3 0 1 0 0 1 1												
Mike Cameron, R (1, 8) OBP: 0.355, SLG: 0.473		0-0 G4-6-3 1B		4-2 S BB		1-0 F8		3-2 F9		3 0 1 0 1 0 2												
Randy Winn, S (1, 7) OBP: 0.333, SLG: 0.402		0-3 K		1-2 G5-3		0-1 F9		1-1 G3 DI 1B		4 0 1 0 0 1 5												
Dan Wilson, R (1, 2) OBP: 0.284, SLG: 0.332 John Mabry, L (9, PH) OBP: 0.305, SLG: 0.324		1-1 G4-6-3 1-2f		1-3 K		1-0 L9		1-1 G3		3 0 0 0 0 1 2 1 0 0 0 0 0 1												
16 Willie Bloomquist, R (1, 5) OBP: 0.312, SLG: 0.316			2-1 G5-3		1-1 F8		2-1 P6		3-3 K	4 0 0 0 0 1 1												
Inning Stats	R: 0 E: 0 K: 0 S: 8	H: 1 LOB: 1 BB: 0 P: 9	R: 0 E: 0 K: 1 S: 8	H: 2 LOB: 1 BB: 0 P: 11	R: 0 E: 0 K: 1 S: 9	H: 1 LOB: 1 BB: 0 P: 12	R: 0 E: 0 K: 1 S: 11	H: 0 LOB: 1 BB: 1 P: 18	R: 0 E: 0 K: 1 S: 8	H: 1 LOB: 1 BB: 0 P: 11	R: 0 E: 0 K: 0 S: 7	H: 0 LOB: 2 BB: 1 P: 13	R: 0 E: 0 K: 0 S: 5	H: 0 LOB: 0 BB: 0 P: 9	R: 0 E: 0 K: 0 S: 7	H: 1 LOB: 1 BB: 0 P: 10	R: 0 E: 0 K: 1 S: 11	H: 1 LOB: 1 BB: 0 P: 19	1B: 6 2B: 1 3B: 0 HR: 0	SF: 0 SAC: 0 DP: 1 HBP: 1	WP: 0 PB: 0 SB: 1 CS: 0	PA: 36
PITCHER	IP WLS BF H R ER SO BB IBB HBP BLK WP HR S P ERA WHIP																					
Billy Traber, L (1, 1) ERA: 4.33	7.0 W 28 5 0 0 5 2 0 1 0 0 0 0 56 83 0.00 1.000																					
David Riske, R (8, 1) ERA: 2.62	1.0 H 4 1 0 0 0 0 0 0 0 0 0 0 7 10 0.00 1.000																					
Danys Baez, R (9, 1) ERA: 3.19	1.0 S 4 1 0 0 1 0 0 0 0 0 0 0 11 19 0.00 1.000																					

Seattle Mariners @ Cleveland Indians
 Jacobs Field, Cleveland, OH
 Thu Aug 07 2003, 7:05 PM EDT
 Att. 21,141 - Cloudy - 78 F

livebaseballscorecards.com

AB	33
R	0
H	7
RBI	0
BB	2
SO	6
LOB	16



Batter	1	2	3	4	5	6	7	8	9
Coco Crisp, S (1, 7) OBP: 0.320, SLG: 0.377	2-2 G6-3		2-3 K		3-3 K			0-0 G6-3	
Jody Gerut, L (1, 9) OBP: 0.319, SLG: 0.490	2-2 G4-3			1-0 HR		0-2 G3-1		1-0 F9	
Milton Bradley, S (1, 8) OBP: 0.430, SLG: 0.514	2-2 S 1B		3-3 K		3-1 F8			0-0 E1 1B	
Ben Broussard, L (1, 3) OBP: 0.321, SLG: 0.446	2-2 K 1-2			0-0 F8		0-0 G3		1-2 2-H 1B	
Casey Blake, R (1, 5) OBP: 0.322, SLG: 0.427		3-3 K		3-0 G6-3			1-3 K	1-3 K	
48 Travis Hafner, L (1, 10) OBP: 0.305, SLG: 0.464		2-2 G6-3			2-2 HR		1-0 41 1B		
41 Victor Martinez, S (1, 2) OBP: 0.293, SLG: 0.272		1-2 P5			2-2 P6		0-0 1-2 1B		
2 Jhonny Peralta, R (1, 6) OBP: 0.250, SLG: 0.327			2-1 F8		2-1 2B		3-3 K		
John McDonald, R (1, 4) OBP: 0.273, SLG: 0.307			2-3 K		2-1 G5-3		1-2 P3		

Inning Stats	R: 0	H: 1	E: 0	K: 1	S: 13	R: 0	H: 0	E: 0	K: 1	S: 11	R: 0	H: 0	E: 0	K: 2	S: 10	R: 1	H: 1	E: 0	K: 1	S: 6	R: 1	H: 2	E: 0	K: 1	S: 15	R: 0	H: 0	E: 0	K: 0	S: 6	R: 0	H: 2	E: 0	K: 2	S: 11	R: 1	H: 2	E: 1	K: 1	S: 9
	LOB: 1	BB: 0	LOB: 0	BB: 0	LOB: 0	LOB: 0	BB: 0	LOB: 0	BB: 0	LOB: 0	LOB: 1	BB: 0	LOB: 2	BB: 0	LOB: 1	LOB: 0	BB: 0	LOB: 0	BB: 0	LOB: 0	LOB: 2	BB: 0	LOB: 2	BB: 0	LOB: 1	LOB: 1	BB: 0	LOB: 1	SF: 0	SAC: 0	DP: 0	HBP: 0	1B: 5	2B: 1	3B: 0	HR: 2	WP: 0	PB: 0	SB: 1	CS: 0

PITCHER	IP	WLS	BF	H	R	ER	SO	BB	IBB	HBP	BLK	WP	HR	S	P	ERA	WHIP
Freddy Garcia, R (1, 1) ERA: 5.45	6.1	L	25	6	2	2	7	0	0	0	0	0	2	66	109	2.84	0.947
40 Julio Mateo, R (7, 1) ERA: 2.88	1.1		5	1	1	0	1	0	0	0	0	0	0	9	14	0.00	0.750
Arthur Rhodes, L (8, 1) ERA: 4.19	0.1		2	1	0	0	1	0	0	0	0	0	0	6	8	0.00	3.000

BOTTOM

AB	R	H	RBI	BB	SO	LOB
4	0	0	0	0	2	1
4	1	1	1	0	0	0
4	1	2	0	0	1	0
4	0	1	1	0	1	1
4	0	0	0	0	3	1
3	1	2	1	0	0	0
3	0	1	0	0	0	0
3	0	1	0	0	1	2
3	0	0	0	0	1	3

AB	32
R	3
H	8
RBI	3
BB	0
SO	9
LOB	8



WP	PA
0	32

Seattle Mariners @ Cleveland Indians
Jacobs Field, Cleveland, OH
 Thu Aug 07 2003, 7:05 PM EDT
 Att: 21,141 - Cloudy - 78 F

livebaseballscorecards.com

Batter	1	2	3	4	5	6	7	8	9
Coco Crisp, S OBP: 0.322, SLG: 0.385 (1, 8)	L7		2B		FC1-6		K		
Casey Blake, R OBP: 0.318, SLG: 0.426 (1, 5)	K		2B		G3-1		F9		
Jody Gerut, L OBP: 0.318, SLG: 0.476 (1, 9)	G6-3		F8		G1-3		WP HBP		
Ben Broussard, L OBP: 0.321, SLG: 0.440 (1, 3)		G6-3	K		K		K		
Ryan Ludwick, R OBP: 0.268, SLG: 0.382 (1, 7)		G6-3		F7		2B	K		
48 Travis Hafner, L OBP: 0.309, SLG: 0.460 (1, 10)		2B		F7		K			
Josh Bard, S OBP: 0.275, SLG: 0.310 (1, 2)		G4-3		L7			F7		
2 Jhonny Peralta, R OBP: 0.260, SLG: 0.325 (1, 6)			56 SH1-3 2B 1B		G1-3		G4-3		
56 Angel Santos, S OBP: 0.263, SLG: 0.684 (1, 4)			SH1-3		FC1-6 1B		HR		

Inning Stats	R: 0	H: 0	E: 0	K: 1	S: 9	LOB: 0	BB: 0	P: 14	R: 0	H: 1	E: 0	K: 0	S: 10	LOB: 1	BB: 0	P: 17	R: 2	H: 2	E: 0	K: 1	S: 11	LOB: 1	BB: 1	P: 19	R: 0	H: 0	E: 0	K: 0	S: 4	LOB: 0	BB: 0	P: 8	R: 0	H: 1	E: 0	K: 0	S: 10	LOB: 1	BB: 0	P: 13	R: 0	H: 1	E: 0	K: 2	S: 13	LOB: 1	BB: 0	P: 18	R: 1	H: 1	E: 0	K: 1	S: 11	LOB: 0	BB: 0	P: 19	R: 0	H: 0	E: 0	K: 2	S: 9	LOB: 1	BB: 0	P: 14
--------------	------	------	------	------	------	--------	-------	-------	------	------	------	------	-------	--------	-------	-------	------	------	------	------	-------	--------	-------	-------	------	------	------	------	------	--------	-------	------	------	------	------	------	-------	--------	-------	-------	------	------	------	------	-------	--------	-------	-------	------	------	------	------	-------	--------	-------	-------	------	------	------	------	------	--------	-------	-------

PITCHER	IP	WLS	BF	H	R	ER	SO	BB	IBB	HBP	BLK	WP	HR	S	P	ERA	WHIP
62 Scot Shields, R ERA: 2.23 (1, 1)	7.0	L	28	6	3	3	5	1	0	0	0	0	1	68	108	3.86	1.000
Greg Jones, R ERA: (8, 1)	1.0		4	0	0	0	2	0	0	1	0	1	0	9	14	0.00	0.000

BOTTOM

AB R H RBI BB SO LOB

3	1	0	0	1	1	1
4	0	1	2	0	1	1
3	0	0	0	0	0	1
4	0	0	0	0	3	2
4	0	1	0	0	1	1
3	0	1	0	0	1	1
3	0	0	0	0	0	1
3	1	1	0	0	0	0
2	1	2	1	0	0	0

AB 29
R 3
H 6
RBI 3
BB 1
SO 7
LOB 8



WP: 2 **PA: 32**
PB: 0
SB: 1
CS: 0

livebaseballscorecards.com

ANAHEIM ANGELS @ CLEVELAND INDIANS
JACOBS FIELD, CLEVELAND, OH
Sat Aug 09 2003, 7:05 PM EDT
Att: 20,116 - Cloudy - 77 F

Batter	1	2	3	4	5	6	7	8	9
Coco Crisp, S OBP: 0.317, SLG: 0.378 (1, 8)	0-0 G4-3		3-2 FC1-2 56 G4-3 1B		2-1 G3			2-3 K	
56 Angel Santos, S OBP: 0.261, SLG: 0.591 (1, 4)	2-3 K		0-0 G4-3		0-0 G6-3			4-0 FC4-6 BB	
Jody Gerut, L OBP: 0.320, SLG: 0.479 (1, 9)	0-3 K		3-1 1B		1-0 F7-1-4 2B			0-0 FC4-6 PO	
Ben Broussard, L OBP: 0.318, SLG: 0.434 (1, 3)		1-2 G6-3	0-0 F8		2-1 F7-1-4			2-2 PO	
Ryan Ludwick, R OBP: 0.271, SLG: 0.372 (1, 7)		3-3 K		0-1 F7		4-2 BB			
48 Travis Hafner, L OBP: 0.304, SLG: 0.452 (1, 10)		2-0 G5-3		2-3 K		1-1 F7			
Tim Laker, R OBP: 0.286, SLG: 0.391 (1, 2)			4-1 SH FC1-2 2 HBP BB		2-2 2B		0-0 L5		
2 Johnny Peralta, R OBP: 0.270, SLG: 0.328 (1, 5) Casey Blake, R OBP: 0.318, SLG: 0.426 (9, 5)			3-2 FC1-2 56 G4-3 SH HBP		3-3 K		1-0 CS 1B		
John McDonald, R OBP: 0.260, SLG: 0.292 (1, 6)			0-0 SH 56 G4-3 FC1-2 1B		0-3 K2-3		2-1 F9		

Inning Stats	R: 0	H: 0	E: 0	LOB: 0	K: 2	BB: 0	S: 9	P: 11	R: 0	H: 0	E: 0	LOB: 0	K: 1	BB: 0	S: 7	P: 13	R: 3	H: 1	E: 1	LOB: 1	K: 0	BB: 1	S: 13	P: 26	R: 0	H: 1	E: 0	LOB: 1	K: 2	BB: 0	S: 11	P: 18	R: 0	H: 0	E: 0	LOB: 0	K: 1	BB: 0	S: 6	P: 8	R: 0	H: 1	E: 0	LOB: 1	K: 0	BB: 1	S: 8	P: 16	R: 0	H: 1	E: 0	LOB: 0	K: 0	BB: 0	S: 5	P: 7	R: 0	H: 0	E: 0	LOB: 0	K: 1	BB: 1	S: 8	P: 16
--------------	------	------	------	--------	------	-------	------	-------	------	------	------	--------	------	-------	------	-------	------	------	------	--------	------	-------	-------	-------	------	------	------	--------	------	-------	-------	-------	------	------	------	--------	------	-------	------	------	------	------	------	--------	------	-------	------	-------	------	------	------	--------	------	-------	------	------	------	------	------	--------	------	-------	------	-------

PITCHER	IP	WLS	BF	H	R	ER	SO	BB	IBB	HBP	BLK	WP	HR	S	P	ERA	WHIP
41 John Lackey, R ERA: 5.34 (1, 1)	7.0	L	27	4	3	0	6	2	0	1	0	0	0	59	99	0.00	0.857
Gary Glover, R ERA: 4.43 (8, 1)	1.0		3	0	0	0	1	1	0	0	0	0	0	8	16	0.00	1.000

BOTTOM

AB R H RBI BB SO LOB

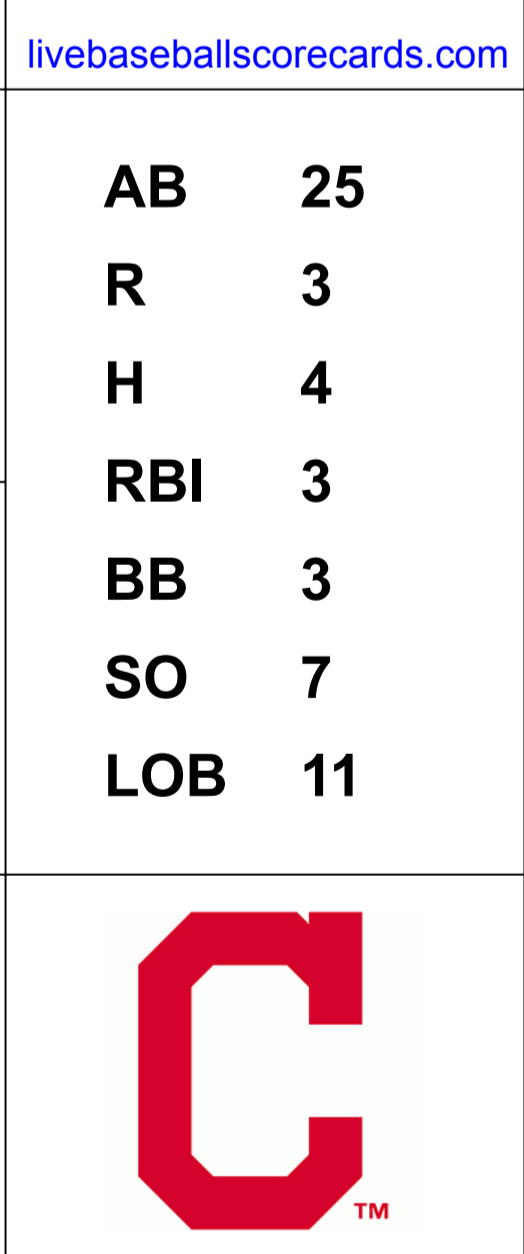
4	1	0	0	0	1	3
3	0	0	1	1	1	2
4	0	2	2	0	1	1
3	0	0	0	0	0	2
2	0	0	0	1	1	0
3	0	0	0	0	1	1
2	0	1	0	1	0	0
2	1	1	0	0	1	1
0	0	0	0	0	0	0
2	1	0	0	0	1	1

AB 25
R 3
H 4
RBI 3
BB 3
SO 7
LOB 11

WP: 0 PA: 31
PB: 0
SB: 0
CS: 1

WP: 0 PA: 31
ERA WHIP

Anaheim Angels @ Cleveland Indians
Jacobs Field, Cleveland, OH
 Sun Aug 10 2003, 1:05 PM EDT
 Att: 23,576 - Cloudy - 73 F



livebaseballscorecards.com

Batter	1	2	3	4	5	6	7	8	9	AB R H RBI BB SO LOB	TOP
Coco Crisp, S (1, 8) OBP: 0.316, SLG: 0.376	3-2 F7		0-0 G3			0-1 1B 1B		0-0 F7		4 0 1 0 0 0 2	
Casey Blake, R (1, 5) OBP: 0.318, SLG: 0.424	1-2 G6-3			1-1 1B G6-4-3 1B		0-0 F9		1-3 K		4 1 1 0 0 1 2	
Jody Gerut, L (1, 7) OBP: 0.325, SLG: 0.486	2-0 F7			2-1 1B G6-4-3 1-3 1B		1-2 1B			1-0 2B	4 1 3 0 0 0 0	
Ben Broussard, L (1, 3) OBP: 0.317, SLG: 0.435		0-1 F7		0-1 G6-4-3 1-2f 3-H		1-1 G1-3			0-1 1B 48 G4-6-3 2B	4 1 1 1 0 0 2	
Ryan Ludwick, R (1, 9) OBP: 0.270, SLG: 0.366		2-3 K		0-0 F7			2-1 F8		1-0 48 G4-6-3 1B	4 0 1 0 0 1 0	
48 Travis Hafner, L (1, 10) OBP: 0.297, SLG: 0.441		1-2 G3			1-0 F8		0-1 F7		1-0 G4-6-3 1-2f 3-H 1B	4 0 0 0 0 0 1	
Josh Bard, S (1, 2) OBP: 0.270, SLG: 0.304			0-1 G5-3		1-3 K		2-3 K		0-3 K	4 0 0 0 0 3 0	
2 Jhonny Peralta, R (1, 6) OBP: 0.279, SLG: 0.331			0-2 P3		0-2 1B			4-0 BB		2 0 1 0 1 0 0	
John McDonald, R (1, 4) OBP: 0.261, SLG: 0.289			4-2 BB		2-0 F9			1-2 F9		2 0 0 0 1 0 2	
Inning Stats	R: 0 E: 0 K: 0 S: 8 H: 0 LOB: 0 BB: 0 P: 14	R: 0 E: 0 K: 1 S: 10 H: 0 LOB: 0 BB: 0 P: 13	R: 0 E: 0 K: 0 S: 10 H: 0 LOB: 1 BB: 1 P: 14	R: 1 E: 0 K: 0 S: 7 H: 2 LOB: 0 BB: 0 P: 10	R: 0 E: 0 K: 1 S: 8 H: 1 LOB: 1 BB: 0 P: 12	R: 0 E: 0 K: 0 S: 8 H: 2 LOB: 1 BB: 0 P: 10	R: 0 E: 0 K: 1 S: 8 H: 0 LOB: 0 BB: 0 P: 12	R: 0 E: 0 K: 1 S: 9 H: 0 LOB: 1 BB: 1 P: 15	R: 2 E: 0 K: 1 S: 9 H: 3 LOB: 0 BB: 0 P: 12	1B: 6 2B: 2 3B: 0 HR: 0 SF: 0 SAC: 0 DP: 2 HBP: 0	WP: 0 PB: 0 SB: 0 CS: 0 PA: 34
PITCHER Kyle Lohse, R (1, 1) ERA: 4.97 LaTroy Hawkins, R (9, 1) ERA: 2.33	IP WLS BF H R ER SO BB IBB HBP BLK WP HR S P ERA WHIP	8.0 W 31 7 3 3 4 2 0 0 0 0 0 0 71 104 3.38 1.125	1.0 S 3 1 0 0 1 0 0 0 0 0 0 0 6 8 0.00 1.000								

Cleveland Indians @ Minnesota Twins
 Hubert H. Humphrey Metrodome, Minneapolis, MN

Mon Aug 11 2003, 8:05 PM EDT
 Att. 23,291 - Dome - 72 F

AB	32
R	3
H	8
RBI	1
BB	2
SO	5
LOB	9



Batter	1	2	3	4	5	6	7	8	9	AB	R	H	RBI	BB	SO	LOB
Shannon Stewart, R OBP: 0.372, SLG: 0.480 (1, 7) C F X	0-2 G5-3 ①		0-1 L9 ①		1-0 G5-3 ①		2-2 G5-3 HBP ①			3	0	0	0	0	0	1
Luis Rivas, R OBP: 0.320, SLG: 0.376 (1, 4) X	0-0 G6-3 ②		0-0 HR ②		2-3 K ②		1-2 G5-3 ①			4	1	1	2	0	1	1
Doug Mientkiewicz, L OBP: 0.386, SLG: 0.469 (1, 3) C X	0-1 G6-3 ③		0-0 G4-3 ②		2-1 2B ②		0-1 F7 ②			4	0	1	0	0	0	1
Corey Koskie, L OBP: 0.395, SLG: 0.499 (1, 5) C X		0-1 G4-3 ①	1-0 2B ②		1-0 2-5 ③	2-2 G6-3 ①	2-3 K ③			4	0	1	0	0	1	1
Jacque Jones, L OBP: 0.332, SLG: 0.460 Michael Restovich, R OBP: 0.463, SLG: 0.531 (1, 10) (8, PR)		0-1 G1-3 ②	4-1 BB ③			0-1 G4-3 ②		0-2 1B ①		3	0	1	0	1	0	0
Torii Hunter, R OBP: 0.314, SLG: 0.449 (1, 8) B F X		1-1 2B ③	0-2 FC5-4 ③			2-0 2B HBP ②		0-3 K ①		0	0	0	0	0	0	0
A.J. Pierzynski, L OBP: 0.339, SLG: 0.457 (1, 2) X		0-0 L4 ③		3-2 G3 ①		1-2 1B 2B ②		0-2 L7 ②		3	1	1	0	0	1	3
Dustan Mohr, R OBP: 0.325, SLG: 0.421 (1, 9) X			0-0 1B 2B ②		1-3 K ②		3-2 1B ③		2-2 2B ③	4	1	3	1	0	1	0
Cristian Guzman, S OBP: 0.290, SLG: 0.337 (1, 6) B M X			1-1 HR 1B ③		0-0 G4-3 ③		0-3 K ③		2-1 F7 ③	4	1	1	1	0	1	4

Inning Stats		R: 0	H: 0	R: 0	H: 1	R: 3	H: 4	R: 0	H: 1	R: 2	H: 2	R: 0	H: 0	R: 0	H: 2	1B: 3	SF: 0	WP: 1	PA: 36
		E: 0	LOB: 0	E: 0	LOB: 1	E: 0	LOB: 2	E: 0	LOB: 0	E: 0	LOB: 1	E: 0	LOB: 1	E: 0	LOB: 3	2B: 6	SAC: 0	PB: 0	
		K: 0	BB: 0	K: 0	BB: 0	K: 0	BB: 1	K: 1	BB: 0	K: 1	BB: 0	K: 1	BB: 0	K: 1	BB: 0	3B: 0	DP: 0	SB: 1	
		S: 6	P: 6	S: 7	P: 8	S: 12	P: 18	S: 11	P: 15	S: 15	P: 23	S: 10	P: 15	S: 15	P: 19	HR: 1	HBP: 2	CS: 0	
PITCHER	IP	WLS	BF	H	R	ER	SO	BB	IBB	HBP	BLK	WP	HR	S	P	ERA	WHIP		
37 Jake Westbrook, R ERA: 4.77 (1, 1)	6.0	L	28	8	5	5	3	1	0	1	0	1	1	58	83	7.50	1.500		
Terry Mulholland, L ERA: 4.4 (7, 1)	2.0		9	2	0	0	2	0	0	1	0	0	0	25	34	0.00	1.000		

BOTTOM

Cleveland Indians @ Minnesota Twins
Hubert H. Humphrey Metrodome, Minneapolis, MN

Mon Aug 11 2003, 8:05 PM EDT
Att: 23,291 - Dome - 72 F

AB	33
R	5
H	10
RBI	5
BB	1
SO	5
LOB	13



Batter	1	2	3	4	5	6	7	8	9	AB R H RBI BB SO LOB
Shannon Stewart, R (1, 7) OBP: 0.374, SLG: 0.484	2-1 CS 1B		3-2 E 2B	0-3 K			2-1 1B		3-3 K	5 1 3 0 0 2 4
Luis Rivas, R (1, 4) OBP: 0.316, SLG: 0.372 Jacque Jones, L (9, PH) OBP: 0.333, SLG: 0.460 Chris Gomez, R (9, PR) OBP: 0.280, SLG: 0.344	2-0 F9		2-2 G5-3		0-3 K		0-1 F7		4-2 1B BB	4 0 0 0 0 1 4 0 0 0 0 1 0 0 0 0 0 0 0 0 0
Doug Mientkiewicz, L (1, 3) OBP: 0.383, SLG: 0.465	0-3 K		1-3 K2-3		2-2 G6-3		3-2 F7		1-0 1B	5 0 1 2 0 2 2
Corey Koskie, L (1, 5) OBP: 0.395, SLG: 0.496	1-1 CS 1-2	1-1 G4-3	3-1 1B		4-1 HR BB		2-1 P5		2-1 P5	4 1 1 0 1 0 3
Matthew LeCroy, R (1, 2) OBP: 0.322, SLG: 0.491 A.J. Pierzynski, L (9, PH) OBP: 0.338, SLG: 0.456			0-1 G6-3		1-1 HR		1-3 K		3-3 K	4 1 1 2 0 1 1 1 0 0 0 0 1 2
Torii Hunter, R (1, 8) OBP: 0.314, SLG: 0.446		4-2 1B BB		1-2 G1-3		3-2 L7		2-2 L7		3 0 0 0 1 0 0
Michael Restovich, R (1, 10) OBP: 0.467, SLG: 0.514		1-0 1B		1-1 BB HBP		0-3 K		2-3 K		3 0 1 0 0 2 0
Dustan Mohr, R (1, 9) OBP: 0.324, SLG: 0.417		2-3 K		0-0 F8		1-3 K			4-2 1B BB	3 1 0 0 1 2 3
Cristian Guzman, S (1, 6) OBP: 0.293, SLG: 0.338 Michael Ryan, L (9, PH) OBP: 1.000, SLG: 1.000			3-1 2B K2-3 1B		4-1 BB		0-2 P6		1-2 1B PB 1B	2 1 1 0 1 0 0 1 1 1 0 0 0 0

Inning Stats	R: 0 E: 0 K: 1 S: 7	H: 1 LOB: 0 BB: 0 P: 12	R: 0 E: 0 K: 1 S: 19	H: 1 LOB: 2 BB: 1 P: 30	R: 2 E: 1 K: 1 S: 20	H: 3 LOB: 1 BB: 0 P: 32	R: 0 E: 0 K: 1 S: 13	H: 0 LOB: 2 BB: 1 P: 19	R: 2 E: 0 K: 1 S: 14	H: 1 LOB: 0 BB: 1 P: 24	R: 0 E: 0 K: 2 S: 9	H: 0 LOB: 0 BB: 0 P: 10	R: 0 E: 0 K: 0 S: 13	H: 1 LOB: 1 BB: 0 P: 20	R: 0 E: 0 K: 2 S: 10	H: 0 LOB: 0 BB: 0 P: 15	R: 2 E: 0 K: 2 S: 28	H: 2 LOB: 2 BB: 2 P: 46	1B: 7 2B: 1 3B: 0 HR: 1	SF: 0 SAC: 0 DP: 0 HBP: 1
--------------	------------------------------	----------------------------------	-------------------------------	----------------------------------	-------------------------------	----------------------------------	-------------------------------	----------------------------------	-------------------------------	----------------------------------	------------------------------	----------------------------------	-------------------------------	----------------------------------	-------------------------------	----------------------------------	-------------------------------	----------------------------------	----------------------------------	------------------------------------

PITCHER	IP	WLS	BF	H	R	ER	SO	BB	IBB	HBP	BLK	WP	HR	S	P	ERA	WHIP
Billy Traber, L (1, 1) ERA: 4.38	3.0		14	5	2	2	3	1	0	0	0	0	0	46	74	6.00	2.000
Jason Boyd, R (4, 1) ERA: 4.5	2.0		10	1	2	2	2	2	0	1	0	0	1	27	43	9.00	1.500
63 Rafael Betancourt, R (6, 1) ERA: 1.35	2.0	W	7	1	0	0	2	0	0	0	0	0	0	22	30	0.00	0.500
David Riske, R (8, 1) ERA: 2.48	1.0		3	0	0	0	2	0	0	0	0	0	0	10	15	0.00	0.000
Danys Baez, R (9, 1) ERA: 3.65	1.0		7	2	2	2	2	2	0	0	0	0	0	28	46	18.00	4.000


BOTTOM

Cleveland Indians @ Minnesota Twins
 Hubert H. Humphrey Metrodome, Minneapolis, MN

Tue Aug 12 2003, 8:05 PM EDT
 Att. 25,834 - Dome - 72 F

livebaseballscorecards.com

AB	35
R	6
H	9
RBI	4
BB	5
SO	11
LOB	19



WP	HR	S	P	ERA	WHIP
0	0	0	0	0.00	0.000
1	1	1	1	18.00	4.000

Batter	1	2	3	4	5	6	7	8	9	10	11	12	13	14	AB R H RBI BB SO LOB	TOP													
Coco Crisp, S OBP: 0.309, SLG: 0.363 (1, 8)	2-3 K		0-0 F8			2-0 P4		3-1 F8			2-2 G6-3		0-1 G4-3	2-1 G1-3	7 0 0 0 0 1 4														
Casey Blake, R OBP: 0.317, SLG: 0.427 (1, 5)	0-1 G4-3		0-3 K			3-3 K		1-3 K			3-1 F9			1-2 1B 1B	6 1 1 0 0 3 0														
Jody Gerut, L OBP: 0.329, SLG: 0.483 (1, 7)	0-2 BLK 1B					1-1 G4-3		0-0 G4-3			0-0 P4			2-2 SH5-3 48 HBP 1B	6 1 2 0 0 0 0														
Ryan Ludwick, R OBP: 0.280, SLG: 0.424 (1, 9)	1-3 K					0-1 F8		1-2 P3			2-3 K			3-2 48 HBP 2 SH5-3 1B	6 1 1 1 0 3 1														
Ben Broussard, L OBP: 0.323, SLG: 0.445 (1, 3)						1-3 K		2-0 G4-6-3 1B			2-1 SH1-4 2B			0-0 SH5-3	5 0 3 0 0 1 0														
Tim Laker, R OBP: 0.283, SLG: 0.380 (1, 2)						1-1 F8		1-1 G4-6-3 1-2f			0-0 SH1-4			4-0 2 48 HBP IBB	4 1 0 0 1 1 2														
48 Travis Hafner, L OBP: 0.301, SLG: 0.444 (1, 10)						2-3 K		2-3 K			3-3 K			1-0 2 G1-3 HBP	5 1 0 1 0 4 2														
2 Jhonny Peralta, R OBP: 0.295, SLG: 0.338 (1, 6)						1-3 K		4-2 BB			1-3 K			0-1 E1 G1-3 1B	5 0 2 1 1 2 2														
John McDonald, R OBP: 0.263, SLG: 0.292 (1, 4)						2-2 G5-3		2-0 F8			0-2 2B			1-0 G1-3	5 0 1 1 1 0 2														
Inning Stats	R: 0 E: 0 K: 2 S: 12	H: 1 LOB: 1 BB: 0 P: 15	R: 0 E: 0 K: 2 S: 11	H: 1 LOB: 1 BB: 0 P: 15	R: 0 E: 0 K: 1 S: 7	H: 0 LOB: 0 BB: 9	R: 0 E: 0 K: 1 S: 9	H: 0 LOB: 0 BB: 12	R: 0 E: 0 K: 1 S: 11	H: 0 LOB: 1 BB: 1 P: 22	R: 0 E: 0 K: 1 S: 8	H: 0 LOB: 0 BB: 0 P: 14	R: 0 E: 0 K: 2 S: 8	H: 0 LOB: 0 BB: 0 P: 11	R: 0 E: 0 K: 2 S: 16	H: 1 LOB: 1 BB: 0 P: 22	R: 0 E: 0 K: 1 S: 7	H: 0 LOB: 0 BB: 0 P: 9	R: 0 E: 0 K: 1 S: 15	H: 1 LOB: 2 BB: 1 P: 22	R: 5 E: 1 K: 0 S: 17	H: 4 LOB: 1 BB: 1 P: 31	1B: 8 2B: 2 3B: 0 HR: 0	SF: 0 SAC: 2 DP: 1 HBP: 1	WP: 0 PB: 0 SB: 2 CS: 0	PA: 55			
PITCHER	IP WLS BF H R ER SO BB IBB HBP BLK WP HR S P ERA WHIP																												
Johan Santana, L ERA: 2.96 (1, 1)	8.0 28 4 0 0 8 1 0 0 0 0 0 0 74 111 0.00 0.625																												
LaTroy Hawkins, R ERA: 2.25 (9, 1)	2.0 7 1 0 0 4 0 0 0 0 0 0 0 24 33 0.00 0.500																												
Eddie Guardado, L ERA: 3.31 (11, 1)	2.0 6 0 0 0 1 0 0 0 0 0 0 0 14 23 0.00 0.000																												
Juan Rincon, R ERA: 3.92 (13, 1)	1.0 8 4 3 3 2 1 0 0 0 0 0 0 26 39 27.00 5.000																												
J.C. Romero, L ERA: 4.98 (14, 1)	1.0 6 1 2 1 0 0 1 1 0 0 0 0 6 14 9.00 1.000																												

Cleveland Indians @ Minnesota Twins
 Hubert H. Humphrey Metrodome, Minneapolis, MN
 Wed Aug 13 2003, 8:05 PM EDT
 Att: 30,082 - Dome - 72 F

AB	49
R	5
H	10
RBI	4
BB	3
SO	15
LOB	13



Batter	1	2	3	4	5	6	7	8	9	AB R H RBI BB SO LOB
Coco Crisp, S (1, 8) OBP: 0.303, SLG: 0.356	0-0 B1-3		2-3 K		0-0 F7		0-0 G4-3	1-1 F7		5 0 0 0 0 1 5
Casey Blake, R (1, 5) OBP: 0.318, SLG: 0.437	3-2 G3		2-0 2B		1-2 G5-3		1-1 HR		1-0 L6	5 1 2 3 0 0 1
Jody Gerut, L (1, 7) OBP: 0.324, SLG: 0.476	1-2 P5		0-2 G2-3		0-1 F8		0-1 F8		0-0 F7	5 0 0 0 0 0 1
Ben Broussard, L (1, 3) OBP: 0.328, SLG: 0.452		2-2 L1		0-0 P4		0-2 1B		2-2 48 3B 1B	0-1 2B	5 1 3 0 0 0 0
Ryan Ludwick, R (1, 9) OBP: 0.276, SLG: 0.406		1-2 P2		3-3 K		0-0 G6-4-3		0-3 K	4-2 BB	4 0 0 0 1 2 2
48 Travis Hafner, L (1, 10) OBP: 0.313, SLG: 0.486		0-0 HR		1-2 2B			0-2 SH1-4 2 2B 1B	3-2 1B 3B	1-0 L4	5 3 4 2 0 0 2
Josh Bard, S (1, 2) OBP: 0.267, SLG: 0.299		1-2 G4-3		1-3 K			1-0 SH1-4	1-0 2B 1B		3 0 1 1 0 1 1
2 Jhonny Peralta, R (1, 6) OBP: 0.301, SLG: 0.358			2-2 2B 2B		0-0 F9		0-0 56 2B 2B	1-2 E6		4 2 2 1 0 0 1
56 Angel Santos, S (1, 4) OBP: 0.290, SLG: 0.667			0-1 G6-3		1-1 E S 1B		3-2 G4-3 HR 2B	1-0 F6		4 1 2 1 0 0 3

Inning Stats	R: 0 E: 0 K: 0 S: 11	H: 0 LOB: 0 BB: 0 P: 15	R: 1 E: 0 K: 0 S: 12	H: 1 LOB: 0 BB: 0 P: 16	R: 1 E: 0 K: 1 S: 15	H: 2 LOB: 1 BB: 0 P: 21	R: 0 E: 0 K: 2 S: 11	H: 1 LOB: 1 BB: 0 P: 16	R: 0 E: 0 K: 0 S: 8	H: 1 LOB: 1 BB: 0 P: 10	R: 0 E: 0 K: 0 S: 8	H: 1 LOB: 0 BB: 0 P: 8	R: 4 E: 1 K: 0 S: 15	H: 4 LOB: 0 BB: 0 P: 20	R: 2 E: 1 K: 1 S: 17	H: 3 LOB: 2 BB: 0 P: 26	R: 0 E: 0 K: 0 S: 7	H: 1 LOB: 2 BB: 1 P: 13	1B: 5 2B: 6 3B: 1 HR: 2	SF: 0 SAC: 1 DP: 1 HBP: 0	WP: 0 PB: 0 SB: 1 CS: 0	PA: 42
--------------	-------------------------------	----------------------------------	-------------------------------	----------------------------------	-------------------------------	----------------------------------	-------------------------------	----------------------------------	------------------------------	----------------------------------	------------------------------	---------------------------------	-------------------------------	----------------------------------	-------------------------------	----------------------------------	------------------------------	----------------------------------	----------------------------------	------------------------------------	----------------------------------	--------

PITCHER	IP	WLS	BF	H	R	ER	SO	BB	IBB	HBP	BLK	WP	HR	S	P	ERA	WHIP
Brad Radke, R (1, 1) ERA: 5.09	6.1	L	27	9	5	5	3	0	0	0	0	0	1	75	100	7.11	1.421
James Baldwin, R (7, 1) ERA: 5.4	1.0		7	4	3	3	1	0	0	0	0	0	1	16	23	27.00	4.000
Rick Reed, R (8, 1) ERA: 4.86	0.2		3	0	0	0	0	0	0	0	0	0	0	6	9	0.00	0.000
Joe Mays, R (9, 1) ERA: 6.33	1.0		5	1	0	0	0	1	0	0	0	0	0	7	13	0.00	2.000

TOP

Cleveland Indians @ Minnesota Twins
Hubert H. Humphrey Metrodome, Minneapolis, MN

Thu Aug 14 2003, 1:05 PM EDT
Att. 24,273 - Dome - 72 F

AB	40
R	8
H	14
RBI	8
BB	1
SO	4
LOB	16

C

Batter	1	2	3	4	5	6	7	8	9	AB	R	H	RBI	BB	SO	LOB
Shannon Stewart, R OBP: 0.369, SLG: 0.475 Michael Ryan, L OBP: 0.667, SLG: 1.000	1-0 F9		1-3 K		2-2 FC4-6 1-2f			1-2 G1-3	2-3 K	4	0	0	0	0	1	1
Denny Hocking, S OBP: 0.292, SLG: 0.357	2-1 F8		1-1 2B			2-2 G6-3		0-3 K		4	0	1	0	0	1	0
Corey Koskie, L OBP: 0.391, SLG: 0.486	2-3 K		1-1 F7			2-3 K		0-2 G6-3		4	0	0	0	0	2	1
Matthew LeCroy, R OBP: 0.329, SLG: 0.509		1-3 K		1-1 CS 1B		1-1 1B		0-1 HR		4	1	3	1	0	1	0
Jacque Jones, L OBP: 0.334, SLG: 0.460 Luis Rivas, R OBP: 0.314, SLG: 0.368		2-1 F7		2-1 G4-3 1-2		0-3 K		0-2 1B SF9 2B		4	0	1	0	0	1	2
Torii Hunter, R OBP: 0.312, SLG: 0.446 Michael Restovich, R OBP: 0.449, SLG: 0.487		0-0 3B		1-2 G1-3			2-0 G1-3	0-2 E 1B 1B		3	0	1	0	0	0	0
Dustan Mohr, R OBP: 0.324, SLG: 0.413		4-2 BB		2-3 K			4-2 G4-3 BB	1-0 SF9		1	0	0	1	2	1	0
Chris Gomez, R OBP: 0.273, SLG: 0.335		1-0 G4-3		2-3 K			0-1 G4-3 1-2f	2-1 E5 1B		4	0	0	0	0	1	5
Cristian Guzman, S OBP: 0.295, SLG: 0.340			0-0 G4-3		2-0 FC4-6 1B			1-2 G6-3	2-2 DI 1B	4	0	2	1	0	0	0

Inning Stats	R: 0	H: 0	E: 0	K: 1	S: 6	LOB: 0	BB: 0	P: 11	R: 0	H: 1	E: 0	K: 1	S: 9	LOB: 2	BB: 1	P: 17	R: 0	H: 1	E: 0	K: 1	S: 8	LOB: 1	BB: 0	P: 11	R: 0	H: 1	E: 0	K: 0	S: 7	LOB: 0	BB: 0	P: 11	R: 0	H: 1	E: 0	K: 2	S: 11	LOB: 1	BB: 0	P: 19	R: 0	H: 1	E: 0	K: 2	S: 11	LOB: 1	BB: 0	P: 16	R: 0	H: 0	E: 0	K: 0	S: 6	LOB: 0	BB: 1	P: 12	R: 0	H: 0	E: 0	K: 1	S: 11	LOB: 0	BB: 0	P: 13	R: 3	H: 4	E: 1	K: 1	S: 22	LOB: 2	BB: 0	P: 29	1B: 5	SF: 1	2B: 2	SAC: 0	3B: 1	DP: 1	HR: 1	HBP: 0	WP: 0	PA: 37
PITCHER	IP	WLS	BF	H	R	ER	SO	BB	IBB	HBP	BLK	WP	HR	S	P	ERA	WHIP																																																																	
Brian Anderson, L ERA: 3.83	(1, 1)	8.1	31	6	1	1	8	2	0	0	0	0	1	75	116	1.08	0.960																																																																	
David Cortes, R ERA: 13.5	(9, 1)	0.2	6	3	2	1	1	0	0	0	0	0	0	16	23	13.50	4.500																																																																	

BOTTOM

Cleveland Indians @ Minnesota Twins
Hubert H. Humphrey Metrodome, Minneapolis, MN

Thu Aug 14 2003, 1:05 PM EDT
Att. 24,273 - Dome - 72 F

AB	34
R	3
H	9
RBI	3
BB	2
SO	9
LOB	12



Batter	1	2	3	4	5	6	7	8	9	AB R H RBI BB SO LOB	TOP									
13 Carl Crawford, L (1, 7) OBP: 0.305, SLG: 0.351	1-2 G4-3		1-1 SAFE 1-2 1B			1-3 K			3-2 G4-3	4 0 1 0 0 1 0	Tampa Bay Devil Rays @ Cleveland Indians Jacobs Field, Cleveland, OH Fri Aug 15 2003, 7:05 PM EDT Att. 19,679 - Cloudy - 80 F									
Julio Lugo, R (1, 6) OBP: 0.328, SLG: 0.355	0-0 G4-6-3 1B		3-1 L9-4-6			0-2 L9			1-1 G5-3	4 0 1 0 0 0 2										
Aubrey Huff, L (1, 10) OBP: 0.360, SLG: 0.527	0-0 G4-6-3 1-2f					2-3 K2-3			0-0 E5 1B	4 0 1 0 0 1 1										
5 Rocco Baldelli, R (1, 8) OBP: 0.330, SLG: 0.439		0-0 F7				1-3 K2-3			4-0 IBB	3 0 0 0 1 1 0										
Travis Lee, L (1, 3) OBP: 0.363, SLG: 0.481		1-1 G4-3				2-3 K			1-1 G3	4 0 0 0 0 1 2										
Damian Rolls, R (1, 9) OBP: 0.311, SLG: 0.419		1-1 1B				1-1 G6-3				3 0 1 0 0 1 0										
Toby Hall, R (1, 2) OBP: 0.303, SLG: 0.381		0-1 P4				4-2 FC6-4 BB				2 0 0 0 1 1 1										
18 Jared Sandberg, R (1, 5) OBP: 0.308, SLG: 0.427			0-2 P4			3-3 K				3 0 0 0 0 2 1										
Antonio Perez, R (1, 4) OBP: 0.344, SLG: 0.364			4-1 L9-4-6 13 1B BB			2-1 FC6-4 1-2f				2 0 0 0 1 1 1										
Inning Stats	R: 0 E: 0 K: 0 S: 5	H: 1 LOB: 0 BB: 0 P: 6	R: 0 E: 0 K: 0 S: 7	H: 1 LOB: 1 BB: 0 P: 9	R: 0 E: 0 K: 2 S: 8	H: 0 LOB: 0 BB: 0 P: 11	R: 0 E: 0 K: 1 S: 12	H: 0 LOB: 1 BB: 1 P: 22	R: 0 E: 0 K: 2 S: 9	H: 0 LOB: 0 BB: 0 P: 12	R: 0 E: 0 K: 1 S: 7	H: 0 LOB: 0 BB: 0 P: 11	R: 0 E: 0 K: 3 S: 9	H: 0 LOB: 0 BB: 0 P: 10	R: 0 E: 1 K: 0 S: 9	H: 1 LOB: 2 BB: 1 P: 18	1B: 4 2B: 1 3B: 0 HR: 0	SF: 0 SAC: 0 DP: 2 HBP: 0	WP: 0 PB: 0 SB: 0 CS: 0	PA: 32
PITCHER CC Sabathia, L (1, 1) ERA: 3.28	IP: 9.0 WLS: W BF: 32 H: 4 R: 0 ER: 0 SO: 9 BB: 2 IBB: 1 HBP: 0 BLK: 0 WP: 0 HR: 0 S: 75 P: 116 ERA: 0.00 WHIP: 0.667											PITCHER	IP: 9.0 WLS: W BF: 32 H: 4 R: 0 ER: 0 SO: 9 BB: 2 IBB: 1 HBP: 0 BLK: 0 WP: 0 HR: 0 S: 75 P: 116 ERA: 0.00 WHIP: 0.667							

AB	29
R	0
H	4
RBI	0
BB	3
SO	9
LOB	8



Batter	1	2	3	4	5	6	7	8	9	AB R H RBI BB SO LOB	TOP											
13 Carl Crawford, L (1, 7) OBP: 0.306, SLG: 0.351	0-1 F8	1-1 F7		2-1 1B		0-0 G6-3		2-2 1B		5 0 2 0 0 0 1												
Julio Lugo, R (1, 6) OBP: 0.329, SLG: 0.359	2-2 1B	0-0 2B		2-0 P5			0-2 F7	0-0 F8		5 1 2 0 0 0 2												
5 Rocco Baldelli, R (1, 8) OBP: 0.333, SLG: 0.440	1-1 E5 1B	4-1 BB			1-0 1B		0-2 2B 1B		0-0 G3	4 2 2 0 1 0 1												
Aubrey Huff, L (1, 10) OBP: 0.360, SLG: 0.527	1-2 E9 1B	1-0 F8			3-3 K		1-1 1B 2B		2-2 P5	5 0 2 2 0 1 3												
Damian Rolls, R (1, 9) OBP: 0.309, SLG: 0.412 (8, 5)	0-3 K			1-3 K		0-3 K		1-0 1B HBP	1-3 K	4 0 0 0 0 4 2												
Travis Lee, L (1, 3) OBP: 0.362, SLG: 0.478	3-3 K			3-2 G1-3		1-2 P6		0-0 1B		4 0 1 0 0 1 2												
Toby Hall, R (1, 2) OBP: 0.302, SLG: 0.380		1-2 18 HR 1B		0-1 P6		1-0 G5-3		1-2 F7		4 1 1 0 0 0 2												
18 Jared Sandberg, R (1, 5) OBP: 0.319, SLG: 0.471 (8, PH) Jason Tyner, L (8, 9) OBP: 0.326, SLG: 0.354		1-1 HR		2-0 F8		3-2 1B		0-1 L8		3 1 2 2 0 0 0 1 0 0 0 0 0 0												
Antonio Perez, R (1, 4) OBP: 0.336, SLG: 0.355 Marlon Anderson, L (8, PH) OBP: 0.324, SLG: 0.355 (8, 4)		0-1 L4		0-0 B1-3		1-1 P5		1-0 F9		3 0 0 0 0 0 1 1 0 0 0 0 0 0												
Inning Stats	R: 2 E: 2 K: 2 S: 19	H: 2 LOB: 1 BB: 0 P: 26	R: 2 E: 0 K: 0 S: 14	H: 3 LOB: 2 BB: 1 P: 22	R: 0 E: 0 K: 1 S: 8	H: 0 LOB: 0 BB: 0 P: 12	R: 0 E: 0 K: 0 S: 5	H: 1 LOB: 1 BB: 0 P: 11	R: 0 E: 0 K: 2 S: 10	H: 1 LOB: 1 BB: 0 P: 15	R: 0 E: 0 K: 0 S: 7	H: 1 LOB: 1 BB: 0 P: 12	R: 1 E: 0 K: 0 S: 13	H: 3 LOB: 2 BB: 0 P: 16	R: 0 E: 0 K: 0 S: 7	H: 1 LOB: 1 BB: 0 P: 10	R: 0 E: 0 K: 1 S: 7	H: 0 LOB: 0 BB: 0 P: 10	1B: 9 2B: 2 3B: 0 HR: 1	SF: 0 SAC: 0 DP: 0 HBP: 1	WP: 1 PB: 0 SB: 3 CS: 0	PA: 41
PITCHER	IP WLS BF H R ER SO BB IBB HBP BLK WP HR S P ERA WHIP																					
31 Cliff Lee, L (1, 1) ERA: 2.25	6.0 L 28 8 4 3 5 1 0 0 0 1 1 63 98 4.50 1.500																					
Jack Cressend, R (7, 1) ERA: 1.16	1.0 6 3 1 1 0 0 0 0 1 0 0 0 13 16 9.00 3.000																					
63 Rafael Betancourt, R (8, 1) ERA: 1.04	2.0 7 1 0 0 1 0 0 0 0 0 0 0 14 20 0.00 0.500																					

Tampa Bay Devil Rays @ Cleveland Indians
 Jacobs Field, Cleveland, OH
 Sat Aug 16 2003, 7:05 PM EDT
 Att. 23,397 - Cloudy - 77 F

AB	39
R	5
H	12
RBI	4
BB	1
SO	6
LOB	14



Batter	1	2	3	4	5	6	7	8	9	10	11	12	AB R H RBI BB SO LOB	TOP										
13 Carl Crawford, L OBP: 0.306, SLG: 0.350	2-1 BB 5 1B F9-2 1B	0-0 P4		1-1 G1-3			4-2 5 F9 5 S SF7 BB		1-0 F7		3-2 F7		5 1 1 0 1 0 3	Tampa Bay Devil Rays @ Cleveland Indians Jacobs Field, Cleveland, OH Sun Aug 17 2003, 1:05 PM EDT Att. 21,097 - Sunny - 74 F										
5 Rocco Baldelli, R OBP: 0.333, SLG: 0.438	0-1 1B BB 1B	0-0 FC1-6 1B			2-1 G3		1-1 SAFE F9		2-3 K			0-0 G5-3	6 0 2 1 0 1 1											
Aubrey Huff, L OBP: 0.361, SLG: 0.527	4-1 1B BB	0-1 SF9			0-1 1B		0-1 SF7			1-2 G4-3		1-3 K	2 0 1 2 1 0 0 1 0 0 0 0 1 0											
Jason Tyner, L OBP: 0.322, SLG: 0.349	1-2 2-3 BB	2-3 3-H			1-1 F9		3-H 4-0 S BB			2-1 HR		1-0 1B	5 1 2 1 1 0 6											
Travis Lee, L OBP: 0.364, SLG: 0.485	0-0 F9-2	1-0 SAFE SAFE SAFE FC1-6			1-1 F9		1-3 SAFE K			2-3 K		2-1 F9	5 0 1 0 0 2 2 1 0 0 0 0 0 1											
Al Martin, L OBP: 0.316, SLG: 0.368	1-2 1B		1-1 G4-1		3-2 G4-3		1-2 SAFE K			4-1 BB			4 0 0 0 1 2 3											
Antonio Perez, R OBP: 0.333, SLG: 0.351	1-2 2-3 1B		1-2 P3		4-2 K		3-3 K			0-0 P5			4 1 1 0 1 1 1											
Damian Rolls, R OBP: 0.307, SLG: 0.406	0-2 G5-3		2-1 L6		0-1 F9		2-2 F8			1-3 K			3 1 0 0 1 0 1 1 0 0 0 0 1 0 0 0 0 0 0 0 0											
Marlon Anderson, L OBP: 0.325, SLG: 0.354		0-1 1B S 5 1B 1B	2-1 L6		0-1 F9		2-1 FC5-4 BB			1-2 G6-3			5 0 1 0 0 1 1											
Javier Valentin, S OBP: 0.262, SLG: 0.383		4-1 5 1B 1B SF9 BB		2-2 G3-1		0-1 SAFE F9																		
18 Jared Sandberg, R OBP: 0.316, SLG: 0.465		1-2 5 1B 1B SF9 BB		0-0 G5-3		1-0 SAFE SAFE SAFE FC5-4																		
Toby Hall, R OBP: 0.302, SLG: 0.380		1-0 SF9 5 1B 1B																						
Julio Lugo, R OBP: 0.327, SLG: 0.356																								
Inning Stats	R: 0 E: 0 K: 14	H: 3 LOB: 3 BB: 1 P: 21	R: 2 E: 0 K: 9 S: 9	H: 3 LOB: 2 BB: 1 P: 15	R: 0 E: 0 K: 7 S: 7	H: 0 LOB: 0 BB: 0 P: 11	R: 0 E: 0 K: 11 S: 11	H: 1 LOB: 1 BB: 0 P: 15	R: 0 E: 0 K: 1 S: 11	H: 0 LOB: 1 BB: 1 P: 18	R: 1 E: 0 K: 10 S: 10	H: 0 LOB: 0 BB: 2 P: 20	R: 0 E: 0 K: 2 S: 7	H: 0 LOB: 0 BB: 0 P: 11	R: 1 E: 0 K: 10 S: 10	H: 1 LOB: 1 BB: 1 P: 19	R: 0 E: 0 K: 12 S: 12	H: 0 LOB: 0 BB: 0 P: 17	R: 0 E: 0 K: 1 S: 8	H: 1 LOB: 1 BB: 0 P: 12	1B: 8 2B: 1 3B: 0 HR: 1	SF: 2 SAC: 0 DP: 1 HBP: 0	WP: 0 PB: 0 SB: 3 CS: 0	PA: 50
PITCHER	IP WLS BF H R ER SO BB IBB HBP BLK WP HR S P ERA WHIP																							
37 Jake Westbrook, R ERA: 4.66	(1, 1) 6.0 27 7 2 2 1 3 0 0 0 0 0 0 56 89 3.00 1.667																							
63 Rafael Betancourt, R ERA: 1.5	(7, 1) 0.2 B 4 0 1 1 0 2 0 0 0 0 0 0 7 16 13.50 3.000																							
Danys Baez, R ERA: 3.57	(7, 1) 1.1 4 0 0 0 3 0 0 0 0 0 0 0 14 22 0.00 0.000																							
David Riske, R ERA: 2.51	(9, 1) 2.0 8 1 1 1 3 1 0 0 0 0 0 1 17 30 4.50 1.000																							
Terry Mulholland, L ERA: 4.01	(11, 1) 2.0 W 7 1 0 0 2 0 0 0 0 0 0 0 20 29 0.00 0.500																							

AB	42
R	4
H	9
RBI	4
BB	6
SO	9
LOB	19



WP: 0	PA: 50
PB: 0	
SB: 3	
CS: 0	

livebaseballscores.com

Batter	1	2	3	4	5	6	7	8	9	10	11	12	AB R H RBI BB SO LOB
Coco Crisp, S OBP: 0.299, SLG: 0.349 (1, 8)	F8		PO 1B		F9		F8			K	G4-3		6 0 1 0 0 1 3
56 Angel Santos, S OBP: 0.308, SLG: 0.595 Ben Broussard, L OBP: 0.333, SLG: 0.451 (8, 3)	FC5-4 BB		K		K		K			G4-3 1B		SH1-4 BB	3 0 0 0 1 3 2 1 2 1 0 1 0 0
Casey Blake, R OBP: 0.317, SLG: 0.430 (1, 3) (8, 5)	FC5-4 S 1-2f		L5		1B BB			G6-3		G4-3		SH1-4	4 0 0 0 1 0 3
Ryan Ludwick, R OBP: 0.281, SLG: 0.400 (1, 7)	K		PO	P4	1B			K		1B		1B	6 0 3 3 0 2 1
Alex Escobar, R OBP: 0.154, SLG: 0.462 (1, 9)		G6-4-3 48 1B 2B		G5-3	K			G4-3		K			5 1 1 0 0 2 3
48 Travis Hafner, L OBP: 0.329, SLG: 0.482 Brian Anderson, R (9, PR) Josh Bard, S OBP: 0.273, SLG: 0.301 (11, PH)		G6-4-3 1B		2B 1B		L6 BB			B2		2B BB		2 1 2 0 2 0 0 0 0 0 0 0 0 0 0 0 0 0 1 0 0
Tim Laker, R OBP: 0.280, SLG: 0.380 (1, 2)		G6-4-3 1-2f 3-H		L6 2B		L6			B2		F8		5 0 1 1 0 0 4
2 Jhonny Peralta, R OBP: 0.310, SLG: 0.350 (1, 6)		1B		G4-3		K			F9		1B		5 0 2 0 0 1 2
John McDonald, R OBP: 0.256, SLG: 0.283 Jody Gerut, L OBP: 0.326, SLG: 0.471 Zach Sorensen, S OBP: 0.268, SLG: 0.257 (10, 4)		P3		E5 BB 1B		K			K		K		3 1 0 0 0 1 1 1 0 0 0 0 1 1 1 0 0 0 0 1 2

Inning Stats	R: 0	H: 0	E: 0	K: 1	S: 10	LOB: 1	BB: 1	P: 18	R: 1	H: 3	E: 0	K: 0	S: 11	LOB: 1	BB: 0	P: 17	R: 0	H: 1	E: 0	K: 1	S: 17	LOB: 0	BB: 0	P: 22	R: 1	H: 2	E: 0	K: 0	S: 19	LOB: 1	BB: 0	P: 29	R: 1	H: 1	E: 1	K: 2	S: 14	LOB: 2	BB: 1	P: 25	R: 0	H: 0	E: 0	K: 1	S: 7	LOB: 0	BB: 1	P: 14	R: 0	H: 0	E: 0	K: 2	S: 8	LOB: 0	BB: 0	P: 9	R: 0	H: 0	E: 0	K: 1	S: 8	LOB: 0	BB: 0	P: 13	R: 0	H: 0	E: 0	K: 1	S: 9	LOB: 1	BB: 1	P: 17	R: 1	H: 2	E: 0	K: 2	S: 13	LOB: 1	BB: 0	P: 18	R: 0	H: 1	E: 0	K: 1	S: 16	LOB: 2	BB: 1	P: 27	R: 1	H: 1	E: 0	K: 0	S: 4	LOB: 1	BB: 1	P: 9	1B: 9	2B: 3	3B: 0	HR: 0	SF: 0	SAC: 1	DP: 2	HBP: 0	WP: 0	PA: 50
--------------	------	------	------	------	-------	--------	-------	-------	------	------	------	------	-------	--------	-------	-------	------	------	------	------	-------	--------	-------	-------	------	------	------	------	-------	--------	-------	-------	------	------	------	------	-------	--------	-------	-------	------	------	------	------	------	--------	-------	-------	------	------	------	------	------	--------	-------	------	------	------	------	------	------	--------	-------	-------	------	------	------	------	------	--------	-------	-------	------	------	------	------	-------	--------	-------	-------	------	------	------	------	-------	--------	-------	-------	------	------	------	------	------	--------	-------	------	-------	-------	-------	-------	-------	--------	-------	--------	-------	--------

PITCHER	IP	WLS	BF	H	R	ER	SO	BB	IBB	HBP	BLK	WP	HR	S	P	ERA	WHIP
Joe Kennedy, L ERA: 6.19 (1, 1)	4.2		22	7	3	2	3	2	0	0	0	0	0	68	107	3.86	1.929
Jorge Sosa, R ERA: 4.85 (5, 1)	5.1		19	2	1	1	8	2	0	0	0	0	0	48	75	1.69	0.750
Jesus Colome, R ERA: 4.24 (11, 1)	1.1	L	8	2	1	1	1	2	0	0	0	0	0	20	36	6.75	3.000

Tampa Bay Devil Rays @ Cleveland Indians
Jacobs Field, Cleveland, OH
 Sun Aug 17 2003, 1:05 PM EDT
 Att: 21,097 - Sunny - 74 F

AB	42
R	5
H	11
RBI	4
BB	6
SO	12
LOB	22



Batter	1	2	3	4	5	6	7	8	9	10	11	12	13	AB R H RBI BB SO LOB	TOP															
13 Carl Crawford, L OBP: 0.306, SLG: 0.349	1-1 G3		2-0 P6		1-1 F8		1-0 F7		0-0 F7		2-1 FC6-4 1B		1-0 SF9 1B	7 0 2 2 0 0 3	Tampa Bay Devil Rays @ Cleveland Indians Jacobs Field, Cleveland, OH Mon Aug 18 2003, 7:05 PM EDT Att: 18,685 - Sunny - 73 F															
Julio Lugo, R OBP: 0.329, SLG: 0.376	2-2 HR		3-3 K			0-2 FC3-6 1B		0-1 HR		1-1 G4-3	2-1 FC6-4		1-3 2-H 3-H 1B	6 3 3 3 0 1 3																
5 Rocco Baldelli, R OBP: 0.330, SLG: 0.434	1-2 G6-3			0-1 F9		0-0 FC3-6 1B		1-1 G5-3		0-0 G5-3		1-2 G6-3	2-2 G5-3	7 0 1 0 0 0 1																
Aubrey Huff, L OBP: 0.358, SLG: 0.522	3-1 G1			2-2 G1-3		4-1 FC3-6 1B		1-2 G6-3		2-2 G6-3		0-1 G4-3		5 0 0 0 1 0 0																
Travis Lee, L OBP: 0.361, SLG: 0.480		1-2 P1		0-0 2B 1B		1-1 FC3-6 1B		2-3 K			1-2 G3		0-0 G3	6 0 1 1 0 1 2																
Damian Rolls, R OBP: 0.311, SLG: 0.412		2-2 1B		1-0 1-3 2B		1-3 K		0-3 K			1-1 G6-3		0-1 2B FC6-2 1B	6 0 3 0 0 2 2																
Toby Hall, R OBP: 0.305, SLG: 0.386		0-0 P2		1-1 F7			1-1 G3 18 SH3 HBP		0-2 F9		0-0 1B 2B		1-2 FC6-2 13 1B 2B	5 1 2 0 0 0 3																
Al Martin, L OBP: 0.316, SLG: 0.368													0-0 13 1B 2B	0 1 0 0 0 0 0																
Javier Valentin, S OBP: 0.262, SLG: 0.383													1-3 13 1B 2B	0 0 0 0 0 0 0																
18 Jared Sandberg, R OBP: 0.316, SLG: 0.455													4-1 FC6-2 13 1B BB	2 0 0 0 1 1 1																
Jason Tyner, L OBP: 0.337, SLG: 0.357													2-3 13 1B 1B	1 1 1 0 1 0 0																
Antonio Perez, R OBP: 0.328, SLG: 0.345													0-1 13 1B 1B	2 0 0 0 0 1 0																
Marlon Anderson, L OBP: 0.327, SLG: 0.356													2-1 FC6-2 13 1B SF9	4 1 2 1 0 0 4																
Inning Stats	R: 1 E: 0 K: 0 S: 10	H: 1 LOB: 0 BB: 0 P: 17	R: 0 E: 0 K: 1 S: 12	H: 1 LOB: 1 BB: 0 P: 16	R: 0 E: 0 K: 2 S: 7	H: 0 LOB: 0 BB: 0 P: 13	R: 0 E: 0 K: 0 S: 9	H: 2 LOB: 2 BB: 0 P: 13	R: 0 E: 0 K: 0 S: 5	H: 0 LOB: 1 BB: 0 P: 9	R: 1 E: 0 K: 1 S: 13	H: 2 LOB: 2 BB: 1 P: 19	R: 0 E: 0 K: 1 S: 7	H: 0 LOB: 1 BB: 0 P: 12	R: 1 E: 0 K: 1 S: 14	H: 1 LOB: 2 BB: 1 P: 20	R: 0 E: 0 K: 0 S: 6	H: 0 LOB: 0 BB: 0 P: 9	R: 1 E: 0 K: 0 S: 13	H: 4 LOB: 3 BB: 0 P: 20	R: 0 E: 0 K: 0 S: 6	H: 0 LOB: 0 BB: 0 P: 7	R: 3 E: 0 K: 0 S: 24	H: 3 LOB: 1 BB: 1 P: 34	1B: 10 2B: 4 3B: 0 HR: 2	SF: 1 SAC: 1 DP: 1 HBP: 1	WP: 0 PB: 0 SB: 1 CS: 1	PA: 57		
PITCHER	IP WLS BF H R ER SO BB IBB HBP BLK WP HR S P ERA WHIP															IP WLS BF H R ER SO BB IBB HBP BLK WP HR S P ERA WHIP														
Billy Traber, L ERA: 4.33	(1, 1) 5.1 23 6 2 2 3 1 0 0 0 0 0 1 53 83 3.38 1.312																													
Jack Cressend, R ERA: 1.98	(6, 1) 1.2 5 0 0 0 1 0 0 1 0 0 0 10 16 0.00 0.000																													
Danys Baez, R ERA: 3.66	(8, 1) 1.0 B 4 1 1 1 1 0 0 0 0 0 1 12 16 9.00 1.000																													
David Riske, R ERA: 2.47	(9, 1) 1.0 5 1 0 0 1 1 0 0 0 0 0 14 20 0.00 2.000																													
Terry Mulholland, L ERA: 4.29	(10, 1) 4.0 L 20 7 4 4 4 0 1 0 0 0 0 0 49 70 9.00 2.000																													

livebaseballscores.com

AB	51
R	7
H	15
RBI	7
BB	3
SO	6
LOB	19



Batter	1	2	3	4	5	6	7	8	9	10	11	12	13	AB R H RBI BB SO LOB
Coco Crisp, S OBP: 0.303, SLG: 0.367 (1, 8)	1-1 HR		1-2 G6-3		1-1 1B		1-1 2B			2-1 G4-3		2-0 G3-1		6 1 3 2 0 0 0
Matt Lawton, L OBP: 0.341, SLG: 0.438 (1, 10)	0-0 FC6-4 1B		1-1 G1-3		2-2 G4-1		2-2 P3			1-1 G4-3			1-2 E4	6 0 1 0 0 0 2
Jody Gerut, L OBP: 0.326, SLG: 0.468 (1, 7)	2-2 F7		1-1 G6-3			1-1 CS 1B		1-3 K			2-2 F8 BB SF9 1B		0-0 F7	6 1 2 0 0 1 2
Ben Broussard, L OBP: 0.333, SLG: 0.447 (1, 3)	1-1 FC6-4 1B			0-0 G6-3		3-3 K		0-1 CS 1B			4-2 BB		1-1 F7	5 0 1 0 1 1 3
Ryan Ludwick, R OBP: 0.283, SLG: 0.414 (1, 9)	0-1 1B			1-2 3B		1-0 L8		3-2 P3			1-1 F8		0-1 F8	6 0 2 0 0 0 4
Casey Blake, R OBP: 0.317, SLG: 0.430 (1, 5)	3-2 G6-3			1-2 G6-3 HBP			3-2 SH1-4 1B	2-2 CS	1-3 K		0-2 SF9			3 1 1 1 0 1 2
Josh Bard, S OBP: 0.274, SLG: 0.302 (1, 2)		1-0 G4-3		1-1 G6-3			0-0 G4-3 2B 1B		1-3 K		3-1 P6			3 0 1 0 0 0 2
John McDonald, R OBP: 0.254, SLG: 0.280 (7, PR) (8, 4)				1-2			1-2 2B 1B							2 1 0 0 0 1 1
2 Jhonny Peralta, R OBP: 0.302, SLG: 0.340 (1, 6)		3-1 G4-3			1-3 K		0-0 SH1-4	2-3 K	2-3 K			2-2 K		4 0 0 0 0 3 0
56 Angel Santos, S OBP: 0.293, SLG: 0.564 (1, 4)			1-1 F7		3-2 F7		2-2 G4-3			2-1 G6-3			1-0 P6	2 0 0 0 0 0 0
48 Travis Hafner, L OBP: 0.329, SLG: 0.482 (7, PH)														0 0 0 0 0 0 0
Tim Laker, R OBP: 0.275, SLG: 0.372 (7, PH) (8, 2)														3 0 0 1 0 0 1


Inning Stats	R: 1	H: 3	E: 0	LOB: 2	K: 0	P: 20	R: 0	H: 0	E: 0	LOB: 0	K: 0	P: 10	R: 0	H: 0	E: 0	LOB: 0	K: 0	P: 10	R: 0	H: 1	E: 0	LOB: 1	K: 1	P: 13	R: 0	H: 1	E: 0	LOB: 0	K: 1	P: 11	R: 2	H: 3	E: 0	LOB: 1	K: 0	P: 24	R: 0	H: 1	E: 0	LOB: 0	K: 1	P: 19	R: 0	H: 0	E: 0	LOB: 0	K: 3	P: 13	R: 0	H: 0	E: 0	LOB: 0	K: 0	P: 11	R: 1	H: 1	E: 0	LOB: 1	K: 0	P: 19	R: 0	H: 0	E: 0	LOB: 0	K: 1	P: 10	R: 0	H: 0	E: 1	LOB: 1	K: 0	P: 10	1B: 8	SF: 1	2B: 2	SAC: 1	3B: 1	DP: 2	HR: 1	HBP: 1	WP: 0	PA: 51
--------------	------	------	------	--------	------	-------	------	------	------	--------	------	-------	------	------	------	--------	------	-------	------	------	------	--------	------	-------	------	------	------	--------	------	-------	------	------	------	--------	------	-------	------	------	------	--------	------	-------	------	------	------	--------	------	-------	------	------	------	--------	------	-------	------	------	------	--------	------	-------	------	------	------	--------	------	-------	------	------	------	--------	------	-------	-------	-------	-------	--------	-------	-------	-------	--------	-------	--------

PITCHER	IP	WLS	BF	H	R	ER	SO	BB	IBB	HBP	BLK	WP	HR	S	P	ERA	WHIP
Rob Bell, R ERA: 5.68 (1, 1)	6.1		26	8	3	3	2	0	0	1	0	0	1	60	93	4.26	1.263
Mark Malaska, L ERA: 3.6 (7, 1)	1.0	B	5	2	0	0	1	0	0	0	0	0	0	14	20	0.00	2.000
Brandon Backe, R ERA: 3.86 (8, 1)	2.0		5	0	0	0	3	0	0	0	0	0	0	19	29	0.00	0.000
Lance Carter, R ERA: 4.43 (10, 1)	3.2	W	14	1	1	1	1	1	0	0	0	0	0	29	46	2.46	0.545

Tampa Bay Devil Rays @ Cleveland Indians
Jacobs Field, Cleveland, OH
 Mon Aug 18 2003, 7:05 PM EDT
 Att: 18,685 - Sunny - 73 F

livebaseballscorecards.com

AB	46
R	4
H	11
RBI	4
BB	1
SO	7
LOB	17



Batter	1	2	3	4	5	6	7	8	9	AB R H RBI BB SO LOB
Coco Crisp, S OBP: 0.302, SLG: 0.373 (1, 8) C B C X	1-2 F9 ①		1-1 L3 ② 1-1		0-0 HR 3B			2-2 G5-3 ①		4 1 1 0 0 0 1
Casey Blake, R OBP: 0.323, SLG: 0.444 (1, 5) X	0-0 CS 1B			0-1 1B 2B	2-1 HR			0-0 DI 1B		4 1 4 2 0 0 0
Ryan Ludwick, R OBP: 0.262, SLG: 0.409 (1, 7) B 1 SAFE 1 SAFE C F 1 SAFE B S	3-3 K ② ③ 1-2			0-0 48 S 1B	0-3 K			1-3 K ②		4 0 1 0 0 3 2
Ben Broussard, L OBP: 0.329, SLG: 0.441 (1, 3)		0-2 G5-3 ①		1-3 K ①		1-1 F7 ①		2-2 G1-3 ③ 1-2		4 0 0 0 0 1 3
Alex Escobar, R OBP: 0.176, SLG: 0.471 (1, 9)		0-0 2B		1-3 K ②		2-3 K ②		2-3 K ①		4 0 1 0 0 3 2
48 Travis Hafner, L OBP: 0.327, SLG: 0.474 (1, 10)		2-3 K ②		4-2 1-2 BB		0-2 G5-3 ③		2-3 K ②		3 0 0 0 1 2 1
Josh Bard, S OBP: 0.270, SLG: 0.297 (1, 2)		0-1 G1-3 ③		0-1 L4 ③		1-3 K ①		1-2 G3 ③		4 0 0 0 0 1 4
56 Angel Santos, S OBP: 0.295, SLG: 0.548 (1, 4)			0-1 L3 1B		1-3 K ①		0-3 K ②			3 0 1 0 0 2 0
John McDonald, R OBP: 0.250, SLG: 0.276 (1, 6)			0-0 F7 ①		2-2 F8 ②		0-0 G3 ③			3 0 0 0 0 0 1

Inning Stats	R: 0 E: 0 K: 1 S: 7	H: 1 LOB: 1 BB: 0 P: 11	R: 0 E: 0 K: 1 S: 9	H: 1 LOB: 1 BB: 0 P: 11	R: 0 E: 0 K: 0 S: 5	H: 1 LOB: 0 BB: 0 P: 6	R: 0 E: 0 K: 2 S: 13	H: 2 LOB: 3 BB: 1 P: 19	R: 2 E: 0 K: 2 S: 12	H: 2 LOB: 0 BB: 0 P: 17	R: 0 E: 0 K: 1 S: 9	H: 0 LOB: 0 BB: 0 P: 12	R: 0 E: 0 K: 2 S: 7	H: 0 LOB: 0 BB: 0 P: 8	R: 0 E: 0 K: 1 S: 11	H: 1 LOB: 1 BB: 0 P: 16	R: 0 E: 0 K: 2 S: 11	H: 0 LOB: 0 BB: 0 P: 16	1B: 4 2B: 4 3B: 1 HR: 1	SF: 0 SAC: 0 DP: 2 HBP: 0	WP: 0 PB: 0 SB: 1 CS: 1	PA: 34
PITCHER	IP	WLS	BF	H	R	ER	SO	BB	IBB	HBP	BLK	WP	HR	S	P	ERA	WHIP					
Johan Santana, L ERA: 2.92 (1, 1)	8.0	W	31	8	2	2	10	1	0	0	0	0	1	73	100	2.25	1.125					
Grant Balfour, R ERA: 2.89 (9, 1)	1.0		3	0	0	0	2	0	0	0	0	0	0	11	16	0.00	0.000					

MINNESOTA TWINS @ CLEVELAND INDIANS
JACOBS FIELD, CLEVELAND, OH
 Tue Aug 19 2003, 7:05 PM EDT
 Att. 21,239 - Sunny - 75 F

AB	33
R	2
H	8
RBI	2
BB	1
SO	12
LOB	14



Batter	1	2	3	4	5	6	7	8	9	AB R H RBI BB SO LOB	TOP											
Shannon Stewart, R (1, 7) OBP: 0.363, SLG: 0.467	2-1 F7		2-1 SAFE E5 1B 1-2 1B		2-1 SAFE F9		1-3 K2-3			4 1 0 1 0 1 3												
Luis Rivas, R (1, 4) OBP: 0.317, SLG: 0.389	1-1 G6-3		0-0 E 1B 1-2 2-H 1B		1-1 SAFE G5-4-3			2-3 K		4 0 1 1 0 1 1												
Corey Koskie, L (1, 5) OBP: 0.388, SLG: 0.478	2-3 K		0-1 F7		2-1 F9			2-2 F8		4 0 0 0 0 1 2												
Matthew LeCroy, R (1, 3) OBP: 0.336, SLG: 0.526 Denny Hocking, S (8, 3) OBP: 0.290, SLG: 0.354		3-3 K	0-0 E7 1B 1-3 2-H		4-2 G6-3 BB			0-0 L7		3 0 1 1 1 1 0 0 0 0 0 0 0 0												
Jacque Jones, L (1, 10) OBP: 0.333, SLG: 0.460		0-0 G6-3	2-2 K		2-2 G6-3			0-0 F8		4 0 0 0 0 1 3												
Torii Hunter, R (1, 8) OBP: 0.308, SLG: 0.442		0-0 F9		0-1 P4			3-2 SH2-4 1B SF4 1B		1-2 F9	4 1 1 0 0 0 0												
A.J. Pierzynski, L (1, 2) OBP: 0.341, SLG: 0.456			4-0 E BB	1-2 G4-3			1-0 SF4 SH2-4 1B		0-0 1B	3 1 2 0 1 0 0												
Dustan Mohr, R (1, 9) OBP: 0.325, SLG: 0.424			0-1 E4 1B	3-3 K			2-2 SH2-4		1-2 F7	3 1 0 0 0 1 2												
Cristian Guzman, S (1, 6) OBP: 0.301, SLG: 0.348			0-0 L4		3-1 G5-4-3 1B		1-2 SF4			2 0 1 1 0 0 2												
Inning Stats	R: 0 E: 0 K: 1 S: 9	H: 0 LOB: 0 BB: 0 P: 14	R: 0 E: 0 K: 1 S: 6	H: 0 LOB: 0 BB: 0 P: 9	R: 3 E: 3 K: 1 S: 12	H: 2 LOB: 2 BB: 1 P: 20	R: 0 E: 0 K: 1 S: 10	H: 0 LOB: 0 BB: 0 P: 14	R: 0 E: 0 K: 0 S: 6	H: 1 LOB: 0 BB: 0 P: 12	R: 0 E: 0 K: 0 S: 8	H: 0 LOB: 0 BB: 1 P: 16	R: 1 E: 0 K: 1 S: 18	H: 2 LOB: 1 BB: 0 P: 26	R: 0 E: 0 K: 1 S: 8	H: 0 LOB: 0 BB: 0 P: 12	R: 0 E: 0 K: 0 S: 8	H: 1 LOB: 1 BB: 0 P: 10	1B: 6 2B: 0 3B: 0 HR: 0	SF: 1 SAC: 1 DP: 2 HBP: 0	WP: 0 PB: 0 SB: 0 CS: 0	PA: 35
PITCHER	IP WLS BF H R ER SO BB IBB HBP BLK WP HR S P ERA WHIP												PITCHER	IP WLS BF H R ER SO BB IBB HBP BLK WP HR S P ERA WHIP								
Brian Anderson, L (1, 1) ERA: 3.71	7.0 L 28 5 4 1 5 2 0 0 0 0 0 0 69 111 1.29 1.000																					
63 Rafael Betancourt, R (8, 1) ERA: 1.35	2.0 7 1 0 0 1 0 0 0 0 0 0 0 16 22 0.00 0.500																					

Minnesota Twins @ Cleveland Indians
 Jacobs Field, Cleveland, OH
 Wed Aug 20 2003, 7:05 PM EDT
 Att. 20,197 - Sunny - 80 F

livebaseballscorecards.com

AB 31
 R 4
 H 6
 RBI 4
 BB 2
 SO 6
 LOB 13



Batter	1	2	3	4	5	6	7	8	9	AB R H RBI BB SO LOB
Coco Crisp, S OBP: 0.301, SLG: 0.371 (1, 8)	2-0 G3		1-2 2B 1B		1-2 G4-3		1-1 P6			4 0 1 0 0 0 1
Matt Lawton, L OBP: 0.340, SLG: 0.435 (1, 10)	1-2 1B HR 1B		1-2 L8		0-1 F8			0-0 G3		4 1 1 0 0 0 1
Jody Gerut, L OBP: 0.331, SLG: 0.474 (1, 7)	1-2 1B HR 1B		0-0 2B		1-1 1B			1-0 G3		4 1 3 0 0 0 0
Ryan Ludwick, R OBP: 0.289, SLG: 0.445 (1, 9)	0-1 HR		2-2 L7		0-0 P5			2-2 2B		4 1 2 3 0 0 3
48 Travis Hafner, L OBP: 0.326, SLG: 0.470 (1, 3)	0-2 CS 1B		0-0 G6-3		1-1 F8			0-0 G6-3		4 0 1 0 0 0 4
Casey Blake, R OBP: 0.321, SLG: 0.440 (1, 5)	3-3 K			3-2 G5-3		1 SAFE 2-1 F9			1-3 K	4 0 0 0 0 2 2
Tim Laker, R OBP: 0.271, SLG: 0.367 (1, 2)		0-0 G6-3		2-3 K			1-3 K		2-2 G6-3	2 0 0 0 0 1 0
Josh Bard, S OBP: 0.267, SLG: 0.294 (7, 2)										2 0 0 0 0 1 0
2 Jhonny Peralta, R OBP: 0.296, SLG: 0.333 (1, 6)		1-1 F9		0-3 K			1-1 G3-1		0-3 K	3 0 0 0 0 1 0
Alex Escobar, R OBP: 0.167, SLG: 0.444 (9, PH)										1 0 0 0 0 1 0
John McDonald, R OBP: 0.251, SLG: 0.282 (1, 4)		0-1 F8			0-1 G4-3		1-0 2B			3 0 1 0 0 0 0

Inning Stats	R: 3	H: 4	E: 0	LOB: 1	K: 1	P: 25	R: 0	H: 0	E: 0	LOB: 0	K: 0	P: 5	R: 0	H: 2	E: 0	LOB: 2	K: 0	P: 6	R: 0	H: 0	E: 0	LOB: 0	K: 2	P: 12	R: 0	H: 0	E: 0	LOB: 0	K: 0	P: 8	R: 0	H: 1	E: 0	LOB: 1	K: 0	P: 11	R: 0	H: 1	E: 0	LOB: 1	K: 1	P: 12	R: 0	H: 1	E: 0	LOB: 1	K: 0	P: 10	R: 0	H: 0	E: 0	LOB: 0	K: 2	P: 13	1B: 5	SF: 0	2B: 4	SAC: 0	3B: 0	DP: 1	HR: 1	HBP: 0	WP: 0	PA: 35
--------------	------	------	------	--------	------	-------	------	------	------	--------	------	------	------	------	------	--------	------	------	------	------	------	--------	------	-------	------	------	------	--------	------	------	------	------	------	--------	------	-------	------	------	------	--------	------	-------	------	------	------	--------	------	-------	------	------	------	--------	------	-------	-------	-------	-------	--------	-------	-------	-------	--------	-------	--------

PITCHER	IP	WLS	BF	H	R	ER	SO	BB	IBB	HBP	BLK	WP	HR	S	P	ERA	WHIP
Brad Radke, R ERA: 5.04 (1, 1)	7.0	W	28	8	3	3	4	0	0	0	0	0	1	70	95	3.86	1.143
J.C. Romero, L ERA: 4.99 (8, 1)	0.2	H	2	0	0	0	0	0	0	0	0	0	2	3	0.00	0.000	
LaTroy Hawkins, R ERA: 2.2 (8, 1)	0.1	H	2	1	0	0	0	0	0	0	0	0	0	5	7	0.00	3.000
Eddie Guardado, L ERA: 3.24 (9, 1)	1.0	S	3	0	0	0	2	0	0	0	0	0	0	10	13	0.00	0.000

MINNESOTA TWINS @ CLEVELAND INDIANS
JACOBS FIELD, CLEVELAND, OH
 Wed Aug 20 2003, 7:05 PM EDT
 Att: 20,197 - Sunny - 80 F

AB	35
R	3
H	9
RBI	3
BB	0
SO	6
LOB	11



Batter	1	2	3	4	5	6	7	8	9	AB R H RBI BB SO LOB	TOP
Coco Crisp, S (1, 8) OBP: 0.300, SLG: 0.368	0-1 G6-3		1-3 K2-3		0-0 FC3-6		1-2 1B WP 1B		1-2 F8	5 1 1 1 0 1 1	
Matt Lawton, L (1, 10) OBP: 0.341, SLG: 0.433	0-0 P6		2-2 HR HBP		1-2 F8		0-1 G6-3 WP 1B		1-1 G4-3	4 2 1 1 0 0 1	
Casey Blake, R (1, 5) OBP: 0.322, SLG: 0.450	1-2 HR 2B		1-2 HR		0-1 F9		3-2 G6-3			4 2 2 2 0 0 2	
Ryan Ludwick, R (1, 7) OBP: 0.295, SLG: 0.472	1-2 HR		1-2 G1-3			3-2 F8	1-1 1B			4 1 2 3 0 0 0	
Ben Broussard, L (1, 3) OBP: 0.325, SLG: 0.434	2-2 G4-3			2-0 F8		3-2 G1-3	0-1 P6			4 0 0 0 0 0 1	
Alex Escobar, R (1, 9) OBP: 0.136, SLG: 0.364		0-0 G6-3		0-3 K		1-1 G3		1-2 G6-3		4 0 0 0 0 1 0	
Josh Bard, S (1, 2) OBP: 0.263, SLG: 0.289		2-3 K		2-0 E5			1-0 G5-3	0-1 G6-3		4 0 0 0 0 1 0	
2 Jhonny Peralta, R (1, 6) OBP: 0.295, SLG: 0.331		0-1 F8		1-1 G6-3			0-0 1B BB 1B	0-2 G6-3		4 1 1 0 0 0 1	
John McDonald, R (1, 4) OBP: 0.251, SLG: 0.278			0-1 G6-3		0-0 E6 FC3-6		4-2 1B BB 1B		3-2 F9	3 1 0 0 1 0 0	
Inning Stats	R: 2 H: 2 E: 0 LOB: 0 K: 0 BB: 0 S: 13 P: 17	R: 0 H: 0 E: 0 LOB: 0 K: 1 BB: 0 S: 6 P: 8	R: 2 H: 1 E: 0 LOB: 0 K: 1 BB: 0 S: 14 P: 19	R: 0 H: 0 E: 1 LOB: 1 K: 1 BB: 0 S: 7 P: 12	R: 0 H: 0 E: 1 LOB: 1 K: 0 BB: 0 S: 7 P: 8	R: 0 H: 0 E: 0 LOB: 0 K: 0 BB: 0 S: 8 P: 15	R: 4 H: 4 E: 0 LOB: 1 K: 0 BB: 1 S: 18 P: 28	R: 0 H: 0 E: 0 LOB: 0 K: 0 BB: 0 S: 8 P: 9	R: 0 H: 0 E: 0 LOB: 0 K: 0 BB: 0 S: 8 P: 13	1B: 4 SF: 0 2B: 1 SAC: 0 3B: 0 DP: 0 HR: 2 HBP: 1	WP: 1 PA: 38 PB: 0 SB: 0 CS: 0
PITCHER	IP WLS BF H R ER SO BB IBB HBP BLK WP HR S P ERA WHIP										
Joe Kennedy, L (1, 1) ERA: 6.47	6.1 L 29 6 8 8 3 1 0 1 0 0 2 66 96 11.37 1.105										
Jorge Sosa, R (7, 1) ERA: 4.71	2.2 9 1 0 0 0 0 0 0 0 0 1 0 23 33 0.00 0.375										

Cleveland Indians @ Tampa Bay Devil Rays
Tropicana Field, St. Petersburg, FL
Fri Aug 22 2003, 7:15 PM EDT
Att: 11,979 - Dome - 72 F

AB	36
R	8
H	7
RBI	7
BB	1
SO	3
LOB	6



livebaseballscores.com

Batter	1	2	3	4	5	6	7	8	9	AB R H RBI BB SO LOB
Julio Lugo, R OBP: 0.324, SLG: 0.387 (1, 6)	2-1 HR		2-3 K	2-2 G6-3			1-1 FC4-6 5 WP 1-2f G4-3		1-3 K	5 1 1 1 0 2 3
Damian Rolls, R OBP: 0.306, SLG: 0.400 (1, 7)	1-2 G5-3		1-0 F8			0-3 K	1-1 SAFE G4-3			4 0 0 0 0 1 1
5 Rocco Baldelli, R OBP: 0.328, SLG: 0.432 (1, 8)	2-2 G6-3		3-3 K			0-1 G6-3	1-2 G3			4 0 0 0 0 1 1
Aubrey Huff, L OBP: 0.360, SLG: 0.528 (1, 10)	0-1 1B			3-1 F9		0-2 F8		2-1 1B		4 0 2 0 0 0 0
Adam Piatt, R OBP: 0.282, SLG: 0.505 (1, 9)	2-0 L5			1-0 HR		2-2 HR		1-3 K		4 2 2 2 0 1 2
Travis Lee, L OBP: 0.357, SLG: 0.468 (1, 3)		1-0 G6-3		0-2 2B		0-0 P6		3-2 SAFE F7		4 1 1 0 0 0 1
Toby Hall, R OBP: 0.308, SLG: 0.391 (1, 2)		0-1 G6-3		2-2 2B		1-1 F7		0-2 P6		4 0 1 1 0 0 1
18 Jared Sandberg, R OBP: 0.328, SLG: 0.524 13 Carl Crawford, L (9, PH) OBP: 0.305, SLG: 0.346		2-3 K		0-0 G5-3		2-3 K			1-1 G2-3	3 0 0 0 0 2 1 1 0 0 0 0 0 0
Antonio Perez, R OBP: 0.338, SLG: 0.376 Marlon Anderson, L (7, PH) OBP: 0.333, SLG: 0.372 (8, 4)			0-0 E	4-1 BB			1-0 FC4-6 1B		2-2 F9	1 1 1 0 1 0 0 2 0 1 0 0 0 0

Inning Stats	R: 1	H: 2	E: 0	K: 0	S: 14	H: 2	LOB: 1	BB: 0	P: 21	R: 0	H: 0	E: 0	K: 1	S: 6	R: 0	H: 0	E: 0	K: 2	S: 10	R: 1	H: 1	E: 1	K: 2	S: 10	R: 2	H: 3	E: 0	K: 0	S: 14	R: 0	H: 0	E: 0	K: 1	S: 9	R: 1	H: 1	E: 0	K: 1	S: 13	R: 0	H: 1	E: 0	K: 0	S: 8	R: 0	H: 1	E: 0	K: 1	S: 13	R: 0	H: 1	E: 0	K: 1	S: 11	1B: 3	2B: 2	3B: 1	SF: 0	SAC: 0	DP: 0	HBP: 0	WP: 1	PB: 0	SB: 0	CS: 0	PA: 37
--------------	------	------	------	------	-------	------	--------	-------	-------	------	------	------	------	------	------	------	------	------	-------	------	------	------	------	-------	------	------	------	------	-------	------	------	------	------	------	------	------	------	------	-------	------	------	------	------	------	------	------	------	------	-------	------	------	------	------	-------	-------	-------	-------	-------	--------	-------	--------	-------	-------	-------	-------	--------

PITCHER	IP	WLS	BF	H	R	ER	SO	BB	IBB	HBP	BLK	WP	HR	S	P	ERA	WHIP
CC Sabathia, L ERA: 3.44 (1, 1)	6.0	W	26	7	5	5	5	1	0	0	0	0	3	66	99	7.50	1.333
Danys Baez, R ERA: 3.6 (7, 1)	1.0	H	4	1	0	0	0	0	0	0	0	1	0	8	12	0.00	1.000
63 Rafael Betancourt, R ERA: 1.29 (8, 1)	1.0	H	4	1	0	0	1	0	0	0	0	0	0	13	19	0.00	1.000
David Riske, R ERA: 2.43 (9, 1)	1.0	S	3	0	0	0	1	0	0	0	0	0	0	11	15	0.00	0.000


BOTTOM

Cleveland Indians @ Tampa Bay Devil Rays
Tropicana Field, St. Petersburg, FL

Sat Aug 23 2003, 6:15 PM EDT
Att: 18,805 - Dome - 72 F

livebaseballscorecards.com

AB	36
R	5
H	9
RBI	4
BB	1
SO	7
LOB	10



Batter	1	2	3	4	5	6	7	8	9	AB R H RBI BB SO LOB	TOP											
Coco Crisp, S (1, 8) OBP: 0.303, SLG: 0.366	0-0 B5-3		2-2 1B 1B	4-2 BB	0-2 SF7			2-2 G4-3		3 1 1 1 1 0 0												
Matt Lawton, L (1, 10) OBP: 0.340, SLG: 0.431	1-2 2B		1-1 1B 1B	0-1 P3	2-1 G3-1			3-1 F8		5 1 2 0 0 0 3												
Casey Blake, R (1, 5) OBP: 0.324, SLG: 0.451	3-3 K		0-2 1B 1B	2-2 L9				2-1 F9		5 1 1 1 0 1 3												
Jody Gerut, L (1, 9) OBP: 0.338, SLG: 0.486	4-1 BB		1-0 48 F9-6-4 1B 1B		0-0 1B 2B			0-0 1B		4 1 3 1 1 1 0												
Ryan Ludwick, R (1, 7) OBP: 0.298, SLG: 0.458	2-0 F8		0-0 48 F9-6-4 1B		3-2 48 1B 1B			2-1 P3		5 1 2 2 0 1 3												
48 Travis Hafner, L (1, 3) OBP: 0.336, SLG: 0.502		1-0 2 G6-3 HBP	0-2 F9-6-4		0-0 1B 2 SF9 1B			0-0 F7		3 1 1 0 0 0 2												
Ben Broussard, L (8, 3) OBP: 0.324, SLG: 0.433			1-2 2-3		1-2 1B			2-1 F7		1 0 0 0 0 0 1												
Tim Laker, R (1, 2) OBP: 0.270, SLG: 0.364		0-2 F9	2-2 G5-3		1-1 56 2B 2 SF9 1B			0-0 G5-3		4 1 1 1 0 0 2												
2 Jhonny Peralta, R (1, 6) OBP: 0.287, SLG: 0.319		1-0 G6-3		2-2 BB HBP	0-1 SF9			2-3 K		2 0 0 1 0 1 1												
56 Angel Santos, S (1, 4) OBP: 0.292, SLG: 0.543		0-3 K		0-2 F9	1-0 SF7 2B			2-3 K		4 0 1 0 0 2 2												
Inning Stats	R: 0 E: 0 K: 1 S: 9	H: 1 LOB: 2 BB: 1 P: 19	R: 0 E: 0 K: 1 S: 7	H: 0 LOB: 1 BB: 0 P: 9	R: 3 E: 0 K: 0 S: 16	H: 5 LOB: 1 BB: 0 P: 22	R: 0 E: 0 K: 0 S: 13	H: 0 LOB: 2 BB: 1 P: 21	R: 4 E: 0 K: 0 S: 15	H: 5 LOB: 1 BB: 0 P: 22	R: 0 E: 0 K: 2 S: 8	H: 0 LOB: 0 BB: 0 P: 13	R: 0 E: 0 K: 1 S: 7	H: 0 LOB: 0 BB: 0 P: 11	R: 0 E: 0 K: 1 S: 12	H: 0 LOB: 0 BB: 0 P: 19	R: 0 E: 0 K: 0 S: 6	H: 1 LOB: 1 BB: 0 P: 10	1B: 9 2B: 4 3B: 0 HR: 0	SF: 2 SAC: 0 DP: 1 HBP: 2	WP: 0 PB: 0 SB: 0 CS: 0	PA: 42
PITCHER	IP WLS BF H R ER SO BB IBB HBP BLK WP HR S P ERA WHIP																					
Geremi Gonzalez, R (1, 1) ERA: 3.87	4.1 L 27 11 7 7 2 2 0 2 0 0 0 0 55 86 14.54 3.000																					
Travis Harper, R (5, 1) ERA: 3.3	3.2 11 0 0 0 4 0 0 0 0 0 0 0 32 50 0.00 0.000																					
Lance Carter, R (9, 1) ERA: 4.29	1.0 4 1 0 0 0 0 0 0 0 0 0 0 6 10 0.00 1.000																					

Cleveland Indians @ Tampa Bay Devil Rays
Tropicana Field, St. Petersburg, FL
Sun Aug 24 2003, 1:15 PM EDT
Att. 14,507 - Dome - 72 F

AB	36
R	7
H	12
RBI	7
BB	2
SO	6
LOB	17



Batter	1	2	3	4	5	6	7	8	9	AB R H RBI BB SO LOB	TOP											
Alex Sanchez, L (1, 8) OBP: 0.315, SLG: 0.365	2-2 G4-3 S 1B		1-1 B3	1-0 FC1 FC4-5-4 1B		0-1 G6-3			1-1 SH3	4 0 1 0 0 0 2												
Danny Klassen, R (1, 5) OBP: 0.289, SLG: 0.361	0-3 SAFE K		0-1 1B	0-0 FC4-5-4 1B			0-1 G3 2B		1-2 G5-3	5 0 3 0 0 1 2												
Bobby Higginson, L (1, 9) OBP: 0.317, SLG: 0.367	1-2 SAFE SAFE G4-3		0-1 G3	1-0 FC4-5-4 1B			0-0 G3		1-2 G3-1	5 0 0 0 0 0 7												
Dmitri Young, S (1, 10) OBP: 0.364, SLG: 0.556	1-1 G4-3			2-0 HR			4-0 G6-4-3 IBB			3 1 1 1 1 0 1												
Craig Monroe, R (1, 7) OBP: 0.284, SLG: 0.437				1-0 G5-3			2-2 G6-4-3			4 1 1 1 0 0 2												
Carlos Pena, L (1, 3) OBP: 0.337, SLG: 0.468				1-2 1B 15 1B 2B					1-2 F8	4 1 1 0 0 2 0												
Warren Morris, L (1, 4) OBP: 0.340, SLG: 0.394				0-0 1B 15 1B 1B			0-0 P6		0-0 F7	4 1 1 0 0 1 0												
15 Brandon Inge, R (1, 2) OBP: 0.272, SLG: 0.352				0-0 1B E 1B			3-1 1B		1-3 K	4 1 2 1 0 1 0												
Ramon Santiago, S (1, 6) OBP: 0.290, SLG: 0.280				3-2 1B E 1B			2-3 K		0-2 SH3 1B	4 0 2 1 0 1 1												
Inning Stats	R: 0 E: 0 K: 1 S: 16	H: 1 LOB: 1 BB: 0 P: 20	R: 1 E: 0 K: 2 S: 11	H: 1 LOB: 0 BB: 0 P: 18	R: 0 E: 0 K: 0 S: 8	H: 1 LOB: 1 BB: 0 P: 11	R: 4 E: 1 K: 0 S: 15	H: 6 LOB: 2 BB: 0 P: 24	R: 0 E: 0 K: 1 S: 10	H: 0 LOB: 0 BB: 0 P: 14	R: 0 E: 0 K: 1 S: 8	H: 1 LOB: 1 BB: 0 P: 13	R: 0 E: 0 K: 0 S: 7	H: 1 LOB: 1 BB: 1 P: 13	R: 0 E: 0 K: 1 S: 7	H: 0 LOB: 0 BB: 0 P: 9	R: 0 E: 0 K: 0 S: 11	H: 1 LOB: 1 BB: 0 P: 14	1B: 8 2B: 3 3B: 0 HR: 2	SF: 0 SAC: 1 DP: 2 HBP: 0	WP: 0 PB: 0 SB: 1 CS: 0	PA: 39
PITCHER	IP WLS BF H R ER SO BB IBB HBP BLK WP HR S P ERA WHIP																				PITCHER	IP WLS BF H R ER SO BB IBB HBP BLK WP HR S P ERA WHIP
Billy Traber, L (1, 1) ERA: 4.52	4.0 L 21 9 5 4 3 0 0 0 0 0 2 50 73 9.00 2.250																					
Jack Cressend, R (5, 1) ERA: 1.24	2.0 7 1 0 0 2 0 0 0 0 0 0 0 18 27 0.00 0.500																					
63 Rafael Betancourt, R (7, 1) ERA: 1.5	2.0 7 1 0 0 1 0 1 0 0 0 0 0 14 22 0.00 0.500																					
Danys Baez, R (9, 1) ERA: 3.48	1.0 4 1 0 0 0 0 0 0 0 0 0 0 11 14 0.00 1.000																					

Detroit Tigers @ Cleveland Indians
Jacobs Field, Cleveland, OH
 Tue Aug 26 2003, 7:05 PM EDT
 Att. 16,972 - Cloudy - 81 F

livebaseballscorecards.com

AB	37
R	5
H	12
RBI	4
BB	1
SO	6
LOB	15



Batter	1	2	3	4	5	6	7	8	9	AB R H RBI BB SO LOB	TOP																
Alex Sanchez, L (1, 8) OBP: 0.313, SLG: 0.363	1-1 F9		2-2 G4-3		1-0 HR 1B	0-1 F7			0-0 B3	5 1 1 0 0 0 1																	
Danny Klassen, R (1, 5) OBP: 0.286, SLG: 0.425 Kevin Witt, L (9, PH) OBP: 0.313, SLG: 0.423	2-3 K		2-2 G6-3		0-0 HR 1-H		3-2 P3		1-3 K	4 1 1 2 0 1 0 1 0 0 0 0 1 0																	
Bobby Higginson, L (1, 9) OBP: 0.316, SLG: 0.365	3-3 K			2-2 F8	0-0 HR 1B		2-3 K		1-2 P3	5 1 1 0 0 2 0																	
Dmitri Young, S (1, 10) OBP: 0.367, SLG: 0.563		1-3 K		2-2 1B	1-0 HR 1-H		4-2 BB			3 1 2 2 1 1 0																	
Craig Monroe, R (1, 7) OBP: 0.287, SLG: 0.450		2-0 HR		0-0 P6	0-0 2B		0-2 K			4 1 2 1 0 1 2																	
Carlos Pena, L (1, 3) OBP: 0.338, SLG: 0.476		2-2 G3 HBP		2-3 K	1-0 G3-1			0-0 HR		3 1 1 1 0 1 2																	
Warren Morris, L (1, 4) OBP: 0.338, SLG: 0.396		2-1 G3			0-3 K	2-2 G3 2B		2-1 L6		4 0 1 0 0 1 1																	
15 Brandon Inge, R (1, 2) OBP: 0.272, SLG: 0.363		0-1 F9			2-2 HR	2-2 G6-3		1-0 G5-3		4 1 1 1 0 0 2																	
Ramon Santiago, S (1, 6) OBP: 0.287, SLG: 0.277			0-1 F9		0-0 F9	1-0 G3		1-0 G6-3		4 0 0 0 0 0 1																	
Inning Stats	R: 0 E: 0 K: 2 S: 11	H: 0 LOB: 0 BB: 0 P: 17	R: 1 E: 0 K: 1 S: 11	H: 1 LOB: 1 BB: 0 P: 18	R: 0 E: 0 K: 0 S: 8	H: 0 LOB: 0 BB: 0 P: 12	R: 0 E: 0 K: 1 S: 10	H: 1 LOB: 1 BB: 0 P: 16	R: 5 E: 0 K: 1 S: 14	H: 6 LOB: 1 BB: 0 P: 19	R: 0 E: 0 K: 2 S: 10	H: 1 LOB: 1 BB: 0 P: 15	R: 0 E: 0 K: 2 S: 11	H: 0 LOB: 1 BB: 1 P: 20	R: 1 E: 0 K: 0 S: 5	H: 1 LOB: 0 BB: 0 P: 9	R: 0 E: 0 K: 1 S: 8	H: 0 LOB: 0 BB: 0 P: 10	1B: 3 2B: 2 3B: 0 HR: 5	SF: 0 SAC: 0 DP: 0 HBP: 1	WP: 0 PB: 0 SB: 0 CS: 0	PA: 39					
PITCHER	IP WLS BF H R ER SO BB IBB HBP BLK WP HR S P ERA WHIP																										
Terry Mulholland, L (1, 1) ERA: 4.74	4.2		22	7	6	6	5	0	0	1	0	0	4	52	79	11.57	1.500										
Jack Cressend, R (5, 1) ERA: 1.19	1.1	W	6	2	0	0	0	0	0	0	0	0	0	12	18	0.00	1.500										
63 Rafael Betancourt, R (7, 1) ERA: 1.46	0.2	H	3	0	0	0	1	1	0	0	0	0	0	8	17	0.00	1.500										
Danys Baez, R (7, 1) ERA: 3.55	1.1	H	5	1	1	1	1	0	0	0	0	0	1	8	12	6.75	0.750										
David Riske, R (9, 1) ERA: 2.35	1.0	S	3	0	0	0	1	0	0	0	0	0	0	8	10	0.00	0.000										

Detroit Tigers @ Cleveland Indians
Jacobs Field, Cleveland, OH

Wed Aug 27 2003, 7:05 PM EDT
Att. 16,457 - Sunny - 76 F

livebaseballscorecards.com

AB	37
R	7
H	10
RBI	7
BB	1
SO	8
LOB	9



BOTTOM

Detroit Tigers @ Cleveland Indians
Jacobs Field, Cleveland, OH
Wed Aug 27 2003, 7:05 PM EDT
Att. 16,457 - Sunny - 76 F

livebaseballscorecards.com

AB 34
R 9
H 12
RBI 9
BB 3
SO 2
LOB 17



WP: 0 PA: 40
PB: 0
SB: 1
CS: 1

AB R H RBI BB SO LOB

5 4 4 0 0 0 0

5 1 1 1 0 0 4

4 2 2 4 1 1 1

3 0 1 1 1 1 1

3 1 3 2 1 0 0

4 0 1 1 0 0 5

3 0 0 0 0 0 2

0 0 0 0 0 0 0

4 0 0 0 0 0 2

1 1 0 0 0 0 1

2 0 0 0 0 0 1

1B: 8 SF: 0
2B: 3 SAC: 0
3B: 0 DP: 1
HR: 1 HBP: 2

Batter	1	2	3	4	5	6	7	8	9
Coco Crisp, S OBP: 0.313, SLG: 0.375 (1, 8)	0-1 G3-1 1B	1-2 SAFE CS	1-1 2B	3-1 2B		2-2 G3 1B		1-1 G6-3	
Omar Vizquel, S OBP: 0.326, SLG: 0.347 (1, 6)	3-2 G3		0-1 HR	2-0 P5		3-1 G3		0-1 F7	
Jody Gerut, L OBP: 0.340, SLG: 0.493 (1, 7)	1-0 G3-1		0-0 HR	0-0 2B		4-0 1B IBB		2-3 K	
Ryan Ludwick, R OBP: 0.315, SLG: 0.478 (1, 9)	4-0 1B BB		1-1 F7	1-3 K		2-1 1B		1-2 1B	
Matt Lawton, L OBP: 0.346, SLG: 0.433 (1, 10)	1-1 FC6-4 1B		4-0 BB		2-1 2B 1B	1-0 G4-6-3 1B		1-2 2-H 1B	
Casey Blake, R OBP: 0.320, SLG: 0.448 (1, 5)	2-0 FC6-4		1-0 L8		1-2 48 G4-3 2B	1-0 G4-6-3		1-2 1-2f	
48 Travis Hafner, L OBP: 0.335, SLG: 0.495 (8, 3)		1-1 FC1-4 HBP	3-2 F8		2-2 G4-3		0-0 P6		
Ben Broussard, L OBP: 0.324, SLG: 0.435 (8, 3)									
Josh Bard, S OBP: 0.259, SLG: 0.281 (1, 2)		0-0 F8		1-0 G6-3	2-0 F7		2-2 F8		
Brandon Phillips, R OBP: 0.244, SLG: 0.306 56 Angel Santos, S OBP: 0.288, SLG: 0.520 (5, PH) (6, 4)		0-0 FC1-4 CS		2-1 1B 2B HBP	1-0 P6		3-1 F8		

Inning Stats	R	H	E	K	S	R	H	E	K	S	R	H	E	K	S	R	H	E	K	S	R	H	E	K	S
	1	2	0	9	20	0	0	0	3	14	0	3	0	11	19	0	2	0	6	0	0	0	0	0	0

PITCHER	IP	WLS	BF	H	R	ER	SO	BB	IBB	HBP	BLK	WP	HR	S	P	ERA	WHIP
Shane Loux, R ERA: 6.95 (1, 1)	2.0		9	2	1	1	0	1	0	0	0	0	0	12	26	4.50	1.500
Wilfredo Ledezma, L ERA: 5.85 (3, 1)	1.0		7	3	3	3	0	1	0	0	0	0	1	14	24	27.00	4.000
Chris Spurling, R ERA: 5.37 (4, 1)	1.1	L	9	4	3	3	1	0	0	1	0	0	0	18	32	20.25	3.000
Franklyn German, R ERA: 4.81 (5, 1)	1.0		7	3	2	2	0	0	1	0	0	0	0	10	25	18.00	3.000
53 Brian Schmack, R ERA: (6, 1)	1.2		4	0	0	0	0	0	0	0	0	0	0	7	13	0.00	0.000

PITCHER	IP	WLS	BF	H	R	ER	SO	BB	IBB	HBP	BLK	WP	HR	S	P	ERA	WHIP
Danny Patterson, R ERA: 2.4 (8, 1)	1.0		3	0	0	0	1	0	0	0	0	0	0	8	11	0.00	0.000

Batter	1	2	3	4	5	6	7	8	9	AB R H RBI BB SO LOB	TOP
Alex Sanchez, L (1, 8) OBP: 0.313, SLG: 0.363 Ben Petrick, R (6, 8) OBP: 0.257, SLG: 0.377	0-3 K		0-0 S 1B		0-2 K			0-0 F9		3 1 1 0 0 2 0 1 0 0 0 0 0 0	
Danny Klassen, R (1, 4) OBP: 0.283, SLG: 0.395	0-0 F9		4-2 1B 1-2 BB		2-3 K			0-0 F9		3 0 0 0 1 1 0	
Bobby Higginson, L (1, 9) OBP: 0.315, SLG: 0.364	1-0 F8		0-1 1B 1-2 2-H		1-0 F9			3-3 K		4 0 1 1 0 1 0	
Dmitri Young, S (1, 10) OBP: 0.368, SLG: 0.562		3-2 G4-6-3 1B	2-2 F7		2-3 K			1-1 G5-4-3 1B		4 0 2 0 0 1 2	
Craig Monroe, R (1, 7) OBP: 0.286, SLG: 0.446		0-0 G4-6-3 1-2f		4-1 15 G6-4-3 BB		2-2 G5-3		1-0 G5-4-3 1-2f		3 0 0 0 1 0 2	
Carlos Pena, L (1, 3) OBP: 0.338, SLG: 0.483		0-1 HR		3-3 SAFE K		0-2 F7				3 1 1 1 0 1 1	
15 Brandon Inge, R (1, 2) OBP: 0.269, SLG: 0.358		1-3 K		1-1 G6-4-3 1-2f		0-3 K2-3				3 0 0 0 0 2 1	
Shane Halter, R (1, 5) OBP: 0.262, SLG: 0.330			2-0 F8		2-2 HR		2-2 G4-3			3 1 1 1 0 0 0	
Ramon Santiago, S (1, 6) OBP: 0.285, SLG: 0.275			2-2 P3		0-1 P3			3-2 G4-3		3 0 0 0 0 0 0	
Inning Stats	R: 0 H: 0 E: 0 LOB: 0 K: 1 BB: 0 S: 5 P: 6	R: 1 H: 2 E: 0 LOB: 0 K: 1 BB: 0 S: 10 P: 14	R: 1 H: 2 E: 0 LOB: 2 K: 0 BB: 1 S: 12 P: 22	R: 0 H: 0 E: 0 LOB: 0 K: 1 BB: 1 S: 8 P: 16	R: 1 H: 1 E: 0 LOB: 0 K: 2 BB: 0 S: 16 P: 20	R: 0 H: 0 E: 0 LOB: 0 K: 1 BB: 0 S: 7 P: 12	R: 0 H: 0 E: 0 LOB: 0 K: 1 BB: 0 S: 10 P: 12	R: 0 H: 0 E: 0 LOB: 0 K: 0 BB: 0 S: 5 P: 8	R: 0 H: 1 E: 0 LOB: 0 K: 1 BB: 0 S: 8 P: 13	1B: 4 SF: 0 2B: 0 SAC: 0 3B: 0 DP: 3 HR: 2 HBP: 0	WP: 0 PA: 32 PB: 0 SB: 1 CS: 0
PITCHER	IP WLS BF H R ER SO BB IBB HBP BLK WP HR S P ERA WHIP										
31 Cliff Lee, L (1, 1) ERA: 2.67	7.0 W 26 5 3 3 7 2 0 0 0 0 0 2 68 102 3.86 1.000										
Jose Santiago, R (8, 1) ERA: 3.15	2.0 6 1 0 0 1 0 0 0 0 0 0 0 13 21 0.00 0.500										

Detroit Tigers @ Cleveland Indians
Jacobs Field, Cleveland, OH

Thu Aug 28 2003, 7:05 PM EDT
Att. 16,282 - Sunny - 79 F

livebaseballscorecards.com

AB	30
R	3
H	6
RBI	3
BB	2
SO	8
LOB	6



Batter	1	2	3	4	5	6	7	8	9
Coco Crisp, S OBP: 0.315, SLG: 0.379 (1, 8)	0-0 B1-3		0-2 G3-1		1-1 HR 1B	0-0 2B		1-1 G4-3	
Omar Vizquel, S OBP: 0.328, SLG: 0.347 (1, 6)	1-1 HR E7		0-1 CS 1B		4-0 HR BB	2-2 L4			
Jody Gerut, L OBP: 0.342, SLG: 0.509 (1, 7)	0-0 HR 1-H		2-0 F7		1-0 HR 1-H 2-H	3-0 G3-1			
Ryan Ludwick, R OBP: 0.314, SLG: 0.472 (1, 9)	1-0 G3-6-3 1B			0-3 K	2-1 G6-3		1-3 K		
Matt Lawton, L OBP: 0.345, SLG: 0.431 (1, 10)	1-1 G3-6-3 1-2f			2-1 FC4-6 1B	2-2 F8		0-1 G4-3		
Casey Blake, R OBP: 0.322, SLG: 0.447 (1, 5)		2-2 L9		1-1 E6 FC4-6	1-2 1B		4-0 BB		
Ben Broussard, L OBP: 0.320, SLG: 0.430 (1, 3)		1-0 F7		0-0 FC4-6 1B 1-2f 2-3	1-0 G4-3		3-2 G3-1		
Josh Bard, S OBP: 0.266, SLG: 0.304 (1, 2)		1-1 HR		0-0 1B 1-2 3-H		1-0 2B 56 G4-3		0-1 G4-3	
56 Angel Santos, S OBP: 0.268, SLG: 0.481 (1, 4)		0-0 G4-3		0-0 F7		1-0 G4-3		1-0 P4	

Inning Stats	R: 2	H: 2	E: 1	K: 0	S: 7	LOB: 0	BB: 0	P: 10
	R: 1	H: 1	E: 0	K: 0	S: 7	LOB: 0	BB: 0	P: 11
	R: 0	H: 1	E: 0	K: 0	S: 6	LOB: 0	BB: 0	P: 8
	R: 1	H: 2	E: 1	K: 1	S: 11	LOB: 2	BB: 0	P: 14
	R: 3	H: 3	E: 0	K: 0	S: 12	LOB: 1	BB: 1	P: 24
	R: 1	H: 2	E: 0	K: 0	S: 7	LOB: 1	BB: 0	P: 14
	R: 0	H: 0	E: 0	K: 1	S: 9	LOB: 1	BB: 1	P: 17
	R: 0	H: 0	E: 0	K: 0	S: 5	LOB: 0	BB: 0	P: 7

PITCHER	IP	WLS	BF	H	R	ER	SO	BB	IBB	HBP	BLK	WP	HR	S	P	ERA	WHIP
38 Jeremy Bolderman, R (1, 1)	4.2	L	24	9	7	5	1	1	0	0	0	0	3	42	65	9.64	2.143
53 Brian Schmack, R (5, 1)	1.1		6	2	1	1	0	0	0	0	0	0	0	8	16	6.75	1.500
Franklyn German, R (7, 1)	1.0		4	0	0	0	1	1	0	0	0	0	0	9	17	0.00	1.000
Fernando Rodney, R (8, 1)	1.0		3	0	0	0	0	0	0	0	0	0	0	5	7	0.00	0.000

AB R H RBI BB SO LOB

5	1	2	1	0	0	0
3	2	1	0	1	0	1
4	2	2	5	0	0	2
4	0	1	0	0	2	0
4	1	1	0	0	0	1
3	0	1	0	1	0	1
4	0	0	0	0	0	4
4	2	3	2	0	0	0
4	0	0	0	0	0	3

AB	35
R	8
H	11
RBI	8
BB	2
SO	2
LOB	12



WP	HR	S	P	ERA	WHIP
0	0	0	37		

Detroit Tigers @ Cleveland Indians
Jacobs Field, Cleveland, OH
 Thu Aug 28 2003, 7:05 PM EDT
 Att: 16,282 - Sunny - 79 F

livebaseballscorecards.com

Batter	1	2	3	4	5	6	7	8	9	AB R H RBI BB SO LOB	TOP		
3 Reed Johnson, R (1, 7) OBP: 0.337, SLG: 0.397	2-1 		1-2 F8		2-2 HR 1B	2-1 SF9		0-2 G4-3		4 1 2 1 0 0 1			
Mike Bordick, R (1, 4) OBP: 0.336, SLG: 0.396	4-0 		0-3 K		0-0 HR 1B	2-2 G1-6-3		1-2 G5-3		4 1 1 2 1 1 2			
10 Vernon Wells, R (1, 8) OBP: 0.357, SLG: 0.557	0-3 K		0-1 F9		0-0 2B 1B		1-2 F8		0-1 G6-3	5 1 1 0 0 1 2			
Carlos Delgado, L (1, 3) OBP: 0.436, SLG: 0.597	0-1 F7			2-0 	3-2 HR 2B		0-0 		3-2 FC6-4 1B	5 1 4 1 0 0 2			
Bobby Kielty, S (1, 9) OBP: 0.362, SLG: 0.399	0-1 P3			1-1 P4	3-3 K		2-2 F8		3-1 F7	5 0 0 0 0 1 6			
Josh Phelps, R (1, 10) OBP: 0.359, SLG: 0.458		4-1 		2-1 	0-0 HR		1-1 G4-3		1-1 FC6-4	4 1 2 2 1 0 2			
Chris Woodward, R (1, 6) OBP: 0.315, SLG: 0.404		1-3 K		3-2 F7	1-2 F8			0-0 G6-3		4 0 0 0 0 1 3			
Dave Berg, R (1, 5) OBP: 0.310, SLG: 0.397		3-2 K		2-1 F7		0-1 1B 3 SF9 1B		1-2 2B 1B		4 2 2 0 0 1 3			
Kevin Cash, R (1, 2) OBP: 0.216, SLG: 0.206		1-1 F8			1-3 K	0-0 G1-6-3 1B		1-0 3 G4-3 2B		4 0 2 1 0 1 1			
Inning Stats	R: 0 E: 0 K: 1 S: 9 H: 1 LOB: 2 BB: 1 P: 15	R: 0 E: 0 K: 2 S: 11 H: 0 LOB: 1 BB: 1 P: 20	R: 0 E: 0 K: 1 S: 8 H: 0 LOB: 0 BB: 0 P: 9	R: 0 E: 0 K: 0 S: 10 H: 2 LOB: 2 BB: 0 P: 20	R: 5 E: 0 K: 2 S: 18 H: 5 LOB: 0 BB: 0 P: 28	R: 1 E: 0 K: 0 S: 8 H: 2 LOB: 0 BB: 0 P: 12	R: 0 E: 0 K: 0 S: 9 H: 1 LOB: 1 BB: 0 P: 13	R: 1 E: 0 K: 0 S: 11 H: 2 LOB: 1 BB: 0 P: 14	R: 0 E: 0 K: 0 S: 10 H: 1 LOB: 1 BB: 0 P: 17	1B: 9 2B: 3 3B: 0 HR: 2 SF: 1 SAC: 0 DP: 1 HBP: 0	WP: 1 PB: 0 SB: 0 CS: 0 PA: 42		
PITCHER	IP WLS BF H R ER SO BB IBB HBP BLK WP HR S P ERA WHIP											PITCHER	IP WLS BF H R ER SO BB IBB HBP BLK WP HR S P ERA WHIP
CC Sabathia, L (1, 1) ERA: 3.63	6.0 L 29 10 6 6 6 2 0 0 0 0 0 2 64 104 9.00 2.000												
Jack Cressend, R (7, 1) ERA: 1.39	2.0 9 3 1 1 0 0 0 0 0 0 1 0 20 27 4.50 1.500												
Jose Santiago, R (9, 1) ERA: 3.0	1.0 4 1 0 0 0 0 0 0 0 0 0 0 10 17 0.00 1.000												

Toronto Blue Jays @ Cleveland Indians
 Jacobs Field, Cleveland, OH
 Fri Aug 29 2003, 7:05 PM EDT
 Att. 21,008 - Cloudy - 77 F

livebaseballscorecards.com

AB 39
 R 7
 H 14
 RBI 7
 BB 2
 SO 6
 LOB 22



Batter	1	2	3	4	5	6	7	8	9	AB	R	H	RBI	BB	SO	LOB
Coco Crisp, S OBP: 0.311, SLG: 0.374 (1, 8) B C F X	1-2 F8		1-0 G6-3			0-0 B2-3		1-0 G3		4	0	0	0	0	0	1
Casey Blake, R OBP: 0.319, SLG: 0.443 (1, 5) F B B X	2-1 G6-3		0-0 G5-3			3-3 K		0-3 K		4	0	0	0	0	2	1
Jody Gerut, L OBP: 0.338, SLG: 0.504 (1, 7) C B F X	1-2 F8		3-2 G6-3			2-2 G4-3			2-3 K	4	0	0	0	0	1	0
Ryan Ludwick, R OBP: 0.312, SLG: 0.466 (1, 9) C B F X		0-2 G6-3		1-1 L7			0-0 G4-6-3 1B		3-1 P4	4	0	1	0	0	0	0
Matt Lawton, L OBP: 0.344, SLG: 0.428 (1, 10) B B B B		4-0 48 1B HR BB		3-3 K			1-0 G4-6-3 1-2f		1-2 G4-3	3	1	0	0	1	1	1
48 Travis Hafner, L OBP: 0.339, SLG: 0.498 (1, 3) C B B F C S		1-2 1-2 HR 1B		0-1 G6-3			1-2 1B			3	1	2	0	0	0	0
Josh Bard, S OBP: 0.267, SLG: 0.315 (1, 2) C B B B C D		3-2 1-H 2-H HR		2-0 G4-3			3-1 F8			3	1	1	3	0	0	1
2 Jhonny Peralta, R OBP: 0.288, SLG: 0.315 (1, 6) C B B B C D		2-3 K		3-2 F9				4-2 G3 BB		2	0	0	0	1	1	0
56 Angel Santos, S OBP: 0.254, SLG: 0.456 (1, 4) F B B F		0-2 F7		0-0 G4-3				0-0 L8		3	0	0	0	0	0	1

Inning Stats	R: 0	H: 0	E: 0	K: 0	S: 8	R: 3	H: 2	E: 0	K: 1	S: 18	R: 0	H: 0	E: 0	K: 0	S: 7	R: 0	H: 0	E: 0	K: 1	S: 7	R: 0	H: 0	E: 0	K: 0	S: 7	R: 0	H: 2	E: 0	K: 1	S: 7	R: 0	H: 0	E: 0	K: 1	S: 8	R: 0	H: 0	E: 0	K: 1	S: 8	R: 0	H: 0	E: 0	K: 1	S: 8	1B: 3	SF: 0	2B: 0	SAC: 0	3B: 0	DP: 1	HR: 1	HBP: 0	WP: 0	PA: 32
--------------	------	------	------	------	------	------	------	------	------	-------	------	------	------	------	------	------	------	------	------	------	------	------	------	------	------	------	------	------	------	------	------	------	------	------	------	------	------	------	------	------	------	------	------	------	------	-------	-------	-------	--------	-------	-------	-------	--------	-------	--------

PITCHER	IP	WLS	BF	H	R	ER	SO	BB	IBB	HBP	BLK	WP	HR	S	P	ERA	WHIP
Kelvim Escobar, R ERA: 4.31 (1, 1)	8.0	W	29	4	3	3	4	2	0	0	0	0	1	71	113	3.38	0.750
Jason Kershner, L ERA: 3.95 (9, 1)	1.0		3	0	0	0	1	0	0	0	0	0	0	8	14	0.00	0.000

BOTTOM

Toronto Blue Jays @ Cleveland Indians
Jacobs Field, Cleveland, OH

Fri Aug 29 2003, 7:05 PM EDT
Att: 21,008 - Cloudy - 77 F

livebaseballscorecards.com

AB	30
R	3
H	4
RBI	3
BB	2
SO	5
LOB	5



Batter	1	2	3	4	5	6	7	8	9	AB R H RBI BB SO LOB	TOP
3 Reed Johnson, R (1, 9) OBP: 0.337, SLG: 0.396 (8, 7)	1-2 		0-0 		1-3 	0-0 		0-0 	1-2 	6 2 2 1 0 1 0	
Frank Catalanotto, L (1, 7) OBP: 0.349, SLG: 0.473 Bobby Kielty, S (8, PH) OBP: 0.363, SLG: 0.399 (8, 9)	4-1 		4-0 		1-0 	0-1 		1-1 	3-1 	2 1 2 3 2 0 0 2 1 1 0 0 0 1	
10 Vernon Wells, R (1, 8) OBP: 0.357, SLG: 0.554	0-0 		1-1 		0-0 	2-3 		0-1 	2-0 	6 1 2 0 0 1 2	
Carlos Delgado, L (1, 3) OBP: 0.438, SLG: 0.600		2-0 	0-0 		4-1 	2-1 		1-1 		3 0 2 1 1 0 2	
Greg Myers, L (1, 10) OBP: 0.380, SLG: 0.491 Josh Phelps, R (8, PH) OBP: 0.360, SLG: 0.458	1-1 		1-3 		4-1 	4-2 		4-0 		2 0 0 0 2 1 3 0 1 0 0 1 0 0	
Eric Hinske, L (1, 5) OBP: 0.324, SLG: 0.431		4-2 		2-0 	2-2 	2-1 		2-0 		4 1 1 0 1 0 8	
Orlando Hudson, S (1, 4) OBP: 0.330, SLG: 0.389 Mike Bordick, R (8, PH) OBP: 0.338, SLG: 0.398 (8, 4)	4-0 		0-2 		1-1 	2-0 		2-1 		3 0 1 0 1 0 0 1 0 1 2 0 0 0	
Chris Woodward, R (1, 6) OBP: 0.319, SLG: 0.407	0-1 		0-0 		0-0 	0-0 	2-2 	2-2 		5 1 3 2 0 0 2	
Kevin Cash, R (1, 2) OBP: 0.190, SLG: 0.179	0-2 		1-0 		1-1 	1-3 		1-2 		5 1 0 0 0 1 6	
Inning Stats	R: 0 H: 0 E: 0 LOB: 0 K: 0 BB: 1 S: 5 P: 10	R: 1 H: 2 E: 0 LOB: 2 K: 0 BB: 2 S: 11 P: 22	R: 0 H: 1 E: 0 LOB: 2 K: 1 BB: 1 S: 7 P: 13	R: 0 H: 2 E: 0 LOB: 1 K: 0 BB: 0 S: 6 P: 9	R: 0 H: 1 E: 0 LOB: 3 K: 1 BB: 2 S: 10 P: 22	R: 4 H: 4 E: 1 LOB: 2 K: 1 BB: 1 S: 17 P: 29	R: 0 H: 0 E: 0 LOB: 0 K: 1 BB: 0 S: 8 P: 13	R: 4 H: 4 E: 1 LOB: 2 K: 0 BB: 1 S: 19 P: 32	R: 0 H: 1 E: 0 LOB: 0 K: 0 BB: 0 S: 8 P: 14	1B: 12 SF: 1 2B: 2 SAC: 0 3B: 0 DP: 3 HR: 1 HBP: 0	WP: 0 PA: 48 PB: 0 SB: 0 CS: 0
PITCHER 37 Jake Westbrook, R (1, 1) ERA: 4.8 63 Rafael Betancourt, R (6, 1) ERA: 1.8 Terry Mulholland, L (6, 1) ERA: 4.54	IP WLS BF H R ER SO BB IBB HBP BLK WP HR S P ERA WHIP 5.1 L 28 8 4 3 2 6 0 0 0 0 0 0 45 84 5.06 2.625 0.1 4 2 1 1 1 1 1 0 0 0 0 0 1 9 17 27.00 9.000 3.1 16 5 4 0 1 0 1 0 0 0 0 0 37 63 0.00 1.500	PITCHER IP WLS BF H R ER SO BB IBB HBP BLK WP HR S P ERA WHIP									

Toronto Blue Jays @ Cleveland Indians
Jacobs Field, Cleveland, OH
 Sat Aug 30 2003, 7:05 PM EDT
 Att. 21,806 - Sunny - 66 F

livebaseballscorecards.com

AB	39
R	9
H	15
RBI	9
BB	8
SO	4
LOB	24



BOTTOM

Toronto Blue Jays @ Cleveland Indians
Jacobs Field, Cleveland, OH

livebaseballscorecards.com

AB	30
R	3
H	6
RBI	3
BB	1
SO	4
LOB	12



WP	1	PA	33
PB	0		
SB	0		
CS	0		

Sat Aug 30 2003, 7:05 PM EDT
Att. 21,806 - Sunny - 66 F

AB R H RBI BB SO LOB

4 0 1 1 0 0 2

4 0 0 0 0 0 3

4 2 2 0 0 1 0

3 0 1 0 1 0 1

4 0 0 2 0 0 2

3 0 0 0 0 1 0

3 1 1 0 0 0 2

3 0 1 0 0 2 2

2 0 0 0 0 0 0

1B: 6 SF: 0
2B: 0 SAC: 1
3B: 0 DP: 3
HR: 0 HBP: 1

Batter	1	2	3	4	5	6	7	8	9
Coco Crisp, S OBP: 0.310, SLG: 0.372 (1, 8) B M X	1-1 G1-3 ①		3-2 FC4-6 ① G6-4-3 1-2f 2-3 3-H			0-2 G4-6-3 1B		3-1 G4-3 ②	
Omar Vizquel, S OBP: 0.324, SLG: 0.341 (1, 6) C F B X	1-2 P5 ②		1-0 G6-4-3 ② ③ 1-2f			1-1 G4-6-3 ② ③ 1-2f		2-2 G3-1 ③	
Jody Gerut, L OBP: 0.340, SLG: 0.504 (1, 7) F B F B S	2-3 K ③			1-1 G6-3 ①			1-2 1B FC4-6 1B		1-0 WP DI G6-3 1B
Casey Blake, R OBP: 0.321, SLG: 0.442 (1, 5)		4-2 G4-6-3 BB		2-0 G5-3 ②			3-2 FC4-6 1B 1-3		3-2 F9 ① 1-2
Matt Lawton, L OBP: 0.341, SLG: 0.423 (1, 10) B C F X		1-1 SAFE G4-6-3 ① ② 1-2f		0-0 G3 ③			1-0 FC4-6 ① 48 HBP 1-2f 3-H		3-2 G6-3 ② 2-H
48 Travis Hafner, L OBP: 0.338, SLG: 0.491 (1, 3) B C F X		2-2 G4-3 ③			3-2 G6-3 ①		1-0 HBP 1-2		2-3 K ③
Josh Bard, S OBP: 0.268, SLG: 0.316 (1, 2) B C S B B X			3-2 SH 1B FC4-6 1B		0-2 G4-3 ②		1-1 P5 ②		
Alex Escobar, R OBP: 0.192, SLG: 0.385 (1, 9) C B B X			2-1 FC4-6 SH 1B 1-2		0-3 K ③		2-3 K ③		
Brandon Phillips, R OBP: 0.242, SLG: 0.304 (1, 4) X			0-0 SH FC4-6 1-2 2-3			2-2 G5-3 ①		0-0 G3-1 ①	

Inning Stats	R: 0	H: 0	E: 0	LOB: 0	K: 1	S: 9	P: 13	R: 0	H: 0	E: 0	LOB: 0	K: 0	S: 8	R: 1	H: 2	E: 1	LOB: 1	K: 0	S: 10	R: 0	H: 0	E: 0	LOB: 0	K: 0	S: 4	R: 0	H: 0	E: 0	LOB: 0	K: 1	S: 11	R: 0	H: 1	E: 0	LOB: 0	K: 0	S: 8	R: 1	H: 2	E: 0	LOB: 2	K: 1	S: 13	R: 0	H: 0	E: 0	LOB: 0	K: 0	S: 6	R: 1	H: 1	E: 0	LOB: 0	K: 1	S: 13	1B: 6	SF: 0	2B: 0	SAC: 1	3B: 0	DP: 3	HR: 0	HBP: 1	WP: 1	PA: 33
--------------	------	------	------	--------	------	------	-------	------	------	------	--------	------	------	------	------	------	--------	------	-------	------	------	------	--------	------	------	------	------	------	--------	------	-------	------	------	------	--------	------	------	------	------	------	--------	------	-------	------	------	------	--------	------	------	------	------	------	--------	------	-------	-------	-------	-------	--------	-------	-------	-------	--------	-------	--------

PITCHER	IP	WLS	BF	H	R	ER	SO	BB	IBB	HBP	BLK	WP	HR	S	P	ERA	WHIP
Cory Lidle, R ERA: 6.08 (1, 1)	6.1	W	24	5	2	2	2	1	0	1	0	0	0	58	93	2.84	0.947
Josh Towers, R ERA: 5.91 (7, 1)	2.2	S	9	1	1	1	2	0	0	0	0	1	0	24	41	3.38	0.375

PITCHER	IP	WLS	BF	H	R	ER	SO	BB	IBB	HBP	BLK	WP	HR	S	P	ERA	WHIP
---------	----	-----	----	---	---	----	----	----	-----	-----	-----	----	----	---	---	-----	------

Batter	1	2	3	4	5	6	7	8	9	AB R H RBI BB SO LOB	TOP						
3 Reed Johnson, R OBP: 0.339, SLG: 0.396 (1, 7) C H	1-1 FC6-4 HBP		1-3 K			1-2 SF9 1B	3-2 G4-3			3 1 1 0 0 1 1							
Mike Bordick, R OBP: 0.343, SLG: 0.404 (1, 4) (9, 6) C F C F B B S O D B	2-3 K		2-0 2B			0-0 HR 1B		4-2 BB		3 1 2 1 1 1 1							
10 Vernon Wells, R OBP: 0.355, SLG: 0.550 (1, 8) 1 SAFE C C X	0-1 FC6-4 1-2f		1-2 F8			1-0 F9 2-3		0-1 F9		4 0 0 0 0 0 5							
Carlos Delgado, L OBP: 0.435, SLG: 0.596 (1, 10) C F B B B X	3-2 G3			2-3 K		3-1 SF9		1-3 K		3 0 0 1 0 2 2							
Josh Phelps, R OBP: 0.359, SLG: 0.465 Orlando Hudson, S OBP: 0.330, SLG: 0.389 (1, 3) (9, 4) F B F F B X		2-2 G6-3		0-1 F7		1-1 HR 1-H		2-3 K		4 1 1 2 0 1 1 0 0 0 0 0 0 0							
Bobby Kielty, S OBP: 0.362, SLG: 0.396 (1, 9) B X		1-0 F9		1-1 G5-3		3-1 HBP		3-1 P4		3 0 0 0 0 0 0							
Tom Wilson, R OBP: 0.333, SLG: 0.402 Frank Catalanotto, L OBP: 0.351, SLG: 0.474 (1, 2) (9, PH) (9, 3) B F B B X		2-1 F9			2-0 F9	1-3 K		2-2 G4-3 1B		3 0 0 0 0 0 1 1 1 0 1 0 0 0 0	AB 32 R 4 H 6 RBI 4 BB 1 SO 6 LOB 14						
Chris Woodward, R OBP: 0.319, SLG: 0.409 Greg Myers, L OBP: 0.379, SLG: 0.490 Kevin Cash, R OBP: 0.190, SLG: 0.179 (1, 6) (9, PH) (9, 2) C X			0-1 G4-3 2B		2-0 F9		0-1 G5-3		0-0 G4-3	3 1 1 0 0 0 0 1 0 0 0 0 0 1 0 0 0 0 0 0 0							
Dave Berg, R OBP: 0.306, SLG: 0.391 Eric Hinske, L OBP: 0.322, SLG: 0.428 (1, 5) (7, PH) (7, 5) F B F F F B X			2-2 G4-3		1-0 G4-3		0-0 G3		2-2 L7	2 0 0 0 0 0 1 2 0 0 0 0 0 1							
Inning Stats	R: 0 E: 0 K: 1 S: 10 H: 0 LOB: 1 BB: 0 P: 16	R: 0 E: 0 K: 0 S: 7 H: 0 LOB: 0 BB: 0 P: 12	R: 1 E: 0 K: 1 S: 14 H: 2 LOB: 1 BB: 0 P: 20	R: 0 E: 0 K: 1 S: 7 H: 0 LOB: 0 BB: 0 P: 10	R: 0 E: 0 K: 0 S: 3 H: 0 LOB: 0 BB: 0 P: 8	R: 3 E: 0 K: 1 S: 13 H: 3 LOB: 1 BB: 0 P: 23	R: 0 E: 0 K: 0 S: 6 H: 0 LOB: 0 BB: 0 P: 9	R: 0 E: 0 K: 2 S: 12 H: 0 LOB: 1 BB: 1 P: 19	R: 0 E: 0 K: 0 S: 10 H: 1 LOB: 1 BB: 0 P: 17	1B: 3 2B: 2 3B: 0 HR: 1 SF: 1 SAC: 0 DP: 0 HBP: 2	WP: 0 PB: 0 SB: 0 CS: 0 PA: 36						
PITCHER	IP WLS BF H R ER SO BB IBB HBP BLK WP HR S P ERA WHIP																
Billy Traber, L ERA: 4.61 (1, 1)	5.2		24	5	4	4	3	0	0	2	0	0	1	51	85	6.35	0.882
Jack Cressend, R ERA: 1.3 (6, 1)	2.1		8	0	0	0	3	1	0	0	0	0	0	21	32	0.00	0.429
Danys Baez, R ERA: 3.5 (9, 1)	1.0	W	4	1	0	0	0	0	0	0	0	0	0	10	17	0.00	1.000

Toronto Blue Jays @ Cleveland Indians
 Jacobs Field, Cleveland, OH
 Sun Aug 31 2003, 1:05 PM EDT
 Att. 20,866 - Cloudy - 71 F

livebaseballscorecards.com



Batter	1	2	3	4	5	6	7	8	9	AB R H RBI BB SO LOB	TOP											
Coco Crisp, S OBP: 0.320, SLG: 0.377 (1, 8) C C B X	1-2 F9 1B	1-2 2-H 1B		1 SAFE 2-0 CS 1-2	1-1 L9		1 SAFE 0-0 HBP 1-3 1B		4-2 1B 2B BB	4 1 2 0 1 0 0												
Casey Blake, R OBP: 0.323, SLG: 0.441 (1, 5) B B F B X	3-2 1B 1B				1-1 G4-3		1-1 HBP 1-2		0-0 2B 1B	4 1 2 0 0 0 0												
Jody Gerut, L OBP: 0.342, SLG: 0.504 (1, 7) B C 1 B B C 1 SAFE SAFE X	3-2 1B 1-2 1B				1-0 P5		2-1 L6		1-1 1-H 2-H 2B	5 1 3 2 0 0 3												
Ryan Ludwick, R OBP: 0.301, SLG: 0.442 (1, 9) F C B B X	2-2 F7				0-0 P4		0-0 F7		0-0 G6-3	5 0 0 0 0 1 7												
Ben Broussard, L OBP: 0.318, SLG: 0.443 (1, 3) B B C B X	3-1 G4-3				1-0 1-H HR		1-2 G3-1		0-0 HR L9	5 2 2 3 0 0 3												
48 Travis Hafner, L OBP: 0.339, SLG: 0.511 (1, 10) C B B F X					2-3 K		1-0 HR P5		1-3 K G4-3	5 2 2 1 0 2 1												
Josh Bard, S OBP: 0.267, SLG: 0.315 (1, 2) C B X					1-0 L6		0-0 P5		0-0 CS 2B 1B	4 0 1 1 0 0 0												
2 Jhonny Peralta, R OBP: 0.288, SLG: 0.314 (1, 6) B B C B X					0-0 P3		0-1 L4		2-0 1B 1B	4 0 1 0 0 0 0												
Brandon Phillips, R OBP: 0.243, SLG: 0.306 (1, 4) B X					0-0 E4 CS		3-2 E6 1B		3-3 K 2-3	4 0 1 0 0 1 2												
Inning Stats	R: 0 E: 0 K: 0 S: 16	H: 2 LOB: 2 BB: 0 P: 28	R: 1 E: 0 K: 0 S: 12	H: 3 LOB: 2 BB: 0 P: 19	R: 2 E: 0 K: 1 S: 9	H: 2 LOB: 0 BB: 0 P: 15	R: 0 E: 1 K: 0 S: 4	H: 0 LOB: 0 BB: 0 P: 6	R: 0 E: 0 K: 0 S: 5	H: 0 LOB: 0 BB: 0 P: 8	R: 1 E: 0 K: 1 S: 6	H: 1 LOB: 0 BB: 0 P: 8	R: 0 E: 1 K: 1 S: 14	H: 1 LOB: 3 BB: 0 P: 23	R: 1 E: 0 K: 2 S: 9	H: 3 LOB: 2 BB: 0 P: 15	R: 2 E: 0 K: 0 S: 12	H: 2 LOB: 1 BB: 1 P: 22	1B: 8 2B: 3 3B: 1 HR: 3	SF: 0 SAC: 0 DP: 1 HBP: 1	WP: 0 PA: 43 PB: 0 SB: 0 CS: 2	
PITCHER 45 Chris Mears, R ERA: 4.61 (1, 1)	IP: 4.0 WLS: 0 BF: 18 H: 7 R: 3 ER: 3 SO: 1 BB: 0 IBB: 0 HBP: 0 BLK: 0 WP: 0 HR: 1 S: 41 P: 68 ERA: 6.75 WHIP: 1.750																					
Matt Roney, R ERA: 5.32 (5, 1)	IP: 2.0 WLS: 0 BF: 7 H: 1 R: 1 ER: 1 SO: 0 BB: 0 IBB: 0 HBP: 0 BLK: 0 WP: 0 HR: 1 S: 11 P: 16 ERA: 4.50 WHIP: 0.500																					
Fernando Rodney, R ERA: 7.88 (7, 1)	IP: 0.1 WLS: 0 BF: 4 H: 1 R: 0 ER: 0 SO: 0 BB: 0 IBB: 0 HBP: 1 BLK: 0 WP: 0 HR: 0 S: 9 P: 13 ERA: 0.00 WHIP: 3.000																					
Jamie Walker, L ERA: 3.51 (7, 1)	IP: 1.0 WLS: L BF: 5 H: 2 R: 1 ER: 1 SO: 2 BB: 0 IBB: 0 HBP: 0 BLK: 0 WP: 0 HR: 1 S: 10 P: 16 ERA: 9.00 WHIP: 2.000																					
Franklyn German, R ERA: 4.95 (8, 1)	IP: 0.2 WLS: 0 BF: 5 H: 3 R: 2 ER: 2 SO: 1 BB: 1 IBB: 0 HBP: 0 BLK: 0 WP: 0 HR: 0 S: 9 P: 19 ERA: 27.00 WHIP: 6.000																					
PITCHER Chris Spurling, R ERA: 5.18 (9, 1)	IP: 1.0 WLS: 0 BF: 3 H: 0 R: 0 ER: 0 SO: 0 BB: 0 IBB: 0 HBP: 0 BLK: 0 WP: 0 HR: 0 S: 7 P: 12 ERA: 0.00 WHIP: 0.000																					

Cleveland Indians @ Detroit Tigers
Comerica Park, Detroit, MI
Mon Sep 01 2003, 1:05 PM EDT
Att. 10,986 - Cloudy - 60 F

AB	40
R	7
H	14
RBI	7
BB	1
SO	4
LOB	16



BOTTOM

Cleveland Indians @ Detroit Tigers

Comerica Park, Detroit, MI

Mon Sep 01 2003, 1:05 PM EDT
Att. 10,986 - Cloudy - 60 F

livebaseballscorecards.com

AB	33
R	4
H	6
RBI	4
BB	2
SO	7
LOB	6



WP:	0	PA:	35
PB:	0		
SB:	0		
CS:	0		

AB R H RBI BB SO LOB

4	1	1	0	0	0	0
4	0	1	2	0	1	0
4	0	0	0	0	0	1
3	0	0	0	1	1	0
4	0	1	0	0	1	2
4	0	0	0	0	2	1
2	1	1	0	1	0	0
1	0	0	0	0	1	0
4	1	1	2	0	1	2
3	1	1	0	0	0	0

Batter	1	2	3	4	5	6	7	8	9
Ben Petrick, R OBP: 0.287, SLG: 0.395 (1, 8)	0-0 P6		1-1 P4		0-1 2B 1B		3-2 G5-3		
Danny Klassen, R OBP: 0.286, SLG: 0.373 (1, 4)	2-2 F8		0-1 P3		1-1 2B		3-3 K		
Craig Monroe, R OBP: 0.280, SLG: 0.435 (1, 7)	1-2 F7			1-2 F7	3-1 G5-3			1-2 P4	
Dmitri Young, S OBP: 0.369, SLG: 0.552 (1, 10)		0-3 K		0-1 F8	4-0 FC5-4 IBB			1-2 G4-3	
Cody Ross, R OBP: 0.222, SLG: 0.125 (1, 9)		0-0 BB 1B		2-1 F8	0-0 FC5-4			3-3 K	
Carlos Pena, L OBP: 0.330, SLG: 0.465 (1, 3)		2-1 F8			1-3 K	0-0 F7		2-3 K	
Shane Halter, R OBP: 0.272, SLG: 0.338 (1, 5)		4-1			1-1	1-0 G6-3		2-3 K	
Warren Morris, L OBP: 0.335, SLG: 0.384 (9, PH)		1-2 BB			15 HR 1B				
15 Brandon Inge, R OBP: 0.269, SLG: 0.370 (1, 2)		1-2 F7			0-1 HR	0-3 K		2-2 F9	
Ramon Santiago, S OBP: 0.283, SLG: 0.273 (1, 6)			1-0 F7		1-0 2B 1B		0-0 G4-3		

Inning Stats	R: 0	H: 0	E: 0	K: 0	S: 7	H: 0	LOB: 0	BB: 0	P: 10	R: 0	H: 1	E: 0	K: 1	S: 11	H: 0	LOB: 2	BB: 1	P: 18	R: 0	H: 0	E: 0	K: 0	S: 5	H: 0	LOB: 0	BB: 0	P: 7	R: 0	H: 0	E: 0	K: 0	S: 7	H: 0	LOB: 0	BB: 0	P: 10	R: 4	H: 5	E: 0	K: 1	S: 16	H: 0	LOB: 2	BB: 1	P: 27	R: 0	H: 0	E: 0	K: 1	S: 5	H: 0	LOB: 0	BB: 0	P: 6	R: 0	H: 0	E: 0	K: 1	S: 10	H: 0	LOB: 0	BB: 0	P: 16	R: 0	H: 0	E: 0	K: 1	S: 9	H: 0	LOB: 0	BB: 0	P: 14	R: 0	H: 0	E: 0	K: 2	S: 10	H: 0	LOB: 0	BB: 0	P: 16	1B: 4	SF: 0	2B: 1	SAC: 0	3B: 0	DP: 0	HR: 1	HBP: 0	WP: 0	PA: 35
--------------	------	------	------	------	------	------	--------	-------	-------	------	------	------	------	-------	------	--------	-------	-------	------	------	------	------	------	------	--------	-------	------	------	------	------	------	------	------	--------	-------	-------	------	------	------	------	-------	------	--------	-------	-------	------	------	------	------	------	------	--------	-------	------	------	------	------	------	-------	------	--------	-------	-------	------	------	------	------	------	------	--------	-------	-------	------	------	------	------	-------	------	--------	-------	-------	-------	-------	-------	--------	-------	-------	-------	--------	-------	--------

PITCHER	IP	WLS	BF	H	R	ER	SO	BB	IBB	HBP	BLK	WP	HR	S	P	ERA	WHIP
Jason Stanford, L ERA: 4.32 (1, 1)	4.1		20	6	4	4	2	1	0	0	0	0	1	43	62	8.31	1.615
Jose Santiago, R ERA: 2.66 (5, 1)	2.2	W	9	0	0	0	2	0	1	0	0	0	0	18	32	0.00	0.000
Danys Baez, R ERA: 3.44 (8, 1)	1.0	H	3	0	0	0	1	0	0	0	0	0	0	9	14	0.00	0.000
David Riske, R ERA: 2.32 (9, 1)	1.0	S	3	0	0	0	2	0	0	0	0	0	0	10	16	0.00	0.000

Batter	1	2	3	4	5	6	7	8	9	AB R H RBI BB SO LOB	TOP																
Coco Crisp, S (1, 8) OBP: 0.324, SLG: 0.380	0-1 HR 1B		2-2 G6-3	0-0 1B		1-1 1B		0-3 K		5 1 3 0 0 1 2																	
Omar Vizquel, S (1, 6) OBP: 0.321, SLG: 0.336	0-0 L9		2-2 L9	4-2 BB		1-0 L9		1-0 P6		4 0 0 0 1 0 5																	
Jody Gerut, L (1, 7) OBP: 0.343, SLG: 0.509	1-1 HR		4-0 CS BB	0-0 G4-3			0-2 F7		0-1 P3	4 1 1 2 1 0 2																	
Ryan Ludwick, R (1, 9) OBP: 0.298, SLG: 0.440	2-2 P6		1-0 CS	0-1 E6 FC5-4 BB	0-0 G5-3		0-2 2B		1-3 K	5 0 1 0 0 1 0																	
Matt Lawton, L (1, 10) OBP: 0.343, SLG: 0.423	1-1 1B			4-0 FC5-4 BB	3-0 G6-4-3 1B		1-0 P6		1-3 K	4 0 2 0 1 1 1																	
Casey Blake, R (1, 5) OBP: 0.320, SLG: 0.437	0-2 F7			0-0 FC5-4 HR	1-2 G6-4-3		2-2 F8			4 1 0 0 0 0 5																	
Ben Broussard, L (1, 3) OBP: 0.323, SLG: 0.453			1-1 G4-3	2-0 HR		4-2 41 G6-4-3 BB		4-2 41 BB		2 1 1 2 2 0 0																	
41 Victor Martinez, S (1, 2) OBP: 0.302, SLG: 0.283			0-0 G4-3	0-0 HR		2-0 G6-4-3		1-2 1B		4 1 2 0 0 0 1																	
Zach Sorensen, S (8, PR) OBP: 0.288, SLG: 0.257										0 0 0 0 0 0 0																	
Josh Bard, S (8, 2) OBP: 0.267, SLG: 0.315										0 0 0 0 0 0 0																	
Brandon Phillips, R (1, 4) OBP: 0.246, SLG: 0.316			2-3 K	0-1 HR		4-1 1B BB		3-3 K		3 1 1 2 1 2 2																	
Inning Stats	R: 2 E: 0 K: 0 S: 14	H: 3 LOB: 1 BB: 0 P: 18	R: 0 E: 0 K: 1 S: 6	H: 0 LOB: 0 BB: 0 P: 9	R: 0 E: 0 K: 0 S: 7	H: 0 LOB: 1 BB: 1 P: 16	R: 4 E: 1 K: 0 S: 11	H: 4 LOB: 2 BB: 2 P: 21	R: 0 E: 0 K: 0 S: 5	H: 1 LOB: 0 BB: 0 P: 9	R: 0 E: 0 K: 0 S: 8	H: 1 LOB: 2 BB: 2 P: 20	R: 0 E: 0 K: 0 S: 13	H: 1 LOB: 1 BB: 0 P: 16	R: 0 E: 0 K: 2 S: 13	H: 1 LOB: 2 BB: 1 P: 22	R: 0 E: 0 K: 2 S: 8	H: 0 LOB: 0 BB: 0 P: 10	1B: 7 2B: 1 3B: 0 HR: 3	SF: 0 SAC: 0 DP: 3 HBP: 0	WP: 0 PB: 0 SB: 1 CS: 1	PA: 42					
PITCHER	IP	WLS	BF	H	R	ER	SO	BB	IBB	HBP	BLK	WP	HR	S	P	ERA	WHIP										
38 Jeremy Bolderman, R (1, 1) ERA: 5.66	3.2		20	7	6	6	1	3	0	0	0	0	3	37	63	14.73	2.727										
53 Brian Schmack, R (4, 1) ERA: 1.5	1.1	W	4	1	0	0	0	0	0	0	0	0	0	6	10	0.00	0.750										
Eric Eckenstahler, L (6, 1) ERA: 3.27	1.2	H	8	2	0	0	0	2	0	0	0	0	0	15	28	0.00	2.400										
Matt Anderson, R (7, 1) ERA: 6.0	0.1	H	1	0	0	0	0	0	0	0	0	0	0	6	8	0.00	0.000										
Jamie Walker, L (8, 1) ERA: 3.51	0.0		2	1	0	0	0	1	0	0	0	0	0	6	11	∞	∞										
PITCHER	IP	WLS	BF	H	R	ER	SO	BB	IBB	HBP	BLK	WP	HR	S	P	ERA	WHIP										
Fernando Rodney, R (8, 1) ERA: 7.0	2.0	S	6	0	0	0	4	0	0	0	0	0	0	15	21	0.00	0.000										

Cleveland Indians @ Detroit Tigers
Comerica Park, Detroit, MI
Tue Sep 02 2003, 7:05 PM EDT
Att: 9,318 - Cloudy - 73 F

livebaseballscorecards.com

AB	35
R	6
H	11
RBI	6
BB	6
SO	5
LOB	18



Batter	1	2	3	4	5	6	7	8	9	AB	R	H	RBI	BB	SO	LOB
Ben Petrick, R OBP: 0.286, SLG: 0.381 (1, 8) (9, 7)	1-3 K		4-1 G5-4-3 E HR BB	0-2 G5-4-3 1-2f			1-3 K			3	1	0	0	1	2	1
Danny Klassen, R OBP: 0.284, SLG: 0.365 (1, 5) (9, 7)	1-0 G5-4-3 1B		0-0 E1 E HR 1-2			0-1 L5	1-3 K			4	1	1	0	0	1	1
Craig Monroe, R OBP: 0.277, SLG: 0.430 (1, 7) (9, 9)	1-1 G5-4-3 1-2f		1-2 G5-4-3			0-2 G6-3	0-1 F9			4	0	0	0	0	0	3
Dmitri Young, S OBP: 0.371, SLG: 0.559 (1, 10)		0-1 G6-3	4-0 HR IBB			1-1 HR		0-0 SH 1B 1B		3	3	2	1	1	0	0
Cody Ross, R OBP: 0.286, SLG: 0.421 (1, 9) Alex Sanchez, L OBP: 0.313, SLG: 0.362 (8, PR) (9, 8)		0-3 K	2-0 HR			1-2 2B		1-0 SH 1B 1-2		3	1	2	4	0	1	0
Carlos Pena, L OBP: 0.329, SLG: 0.470 (1, 3)		1-2 HR	0-0 G6-3			0-3 K		1-2 L8		4	1	1	1	0	1	3
Shane Halter, R OBP: 0.273, SLG: 0.336 (1, 4) Warren Morris, L OBP: 0.337, SLG: 0.387 (8, PH) (9, 4)		4-0 15 WP 15 BB 1B	3-2 F8			1-0 F8		0-0 1-3 2-H 1B		2	1	0	0	1	0	0
15 Brandon Inge, R OBP: 0.269, SLG: 0.368 (1, 2)		3-2 FC4 1B		0-0 G6-3		2-1 F9		1 SAFE 1 SAFE K		4	0	1	1	0	1	2
Ramon Santiago, S OBP: 0.283, SLG: 0.273 (1, 6)		0-1 FC4 1-2f		2-2 G5-4-3 1B		3-1 F8		2-3 K		4	0	1	0	0	1	3

Inning Stats	R: 0	H: 1	E: 0	LOB: 0	K: 1	P: 10	R: 2	H: 2	E: 0	LOB: 1	K: 1	P: 21	R: 4	H: 1	E: 2	LOB: 0	K: 0	P: 25	R: 0	H: 1	E: 0	LOB: 0	K: 0	P: 9	R: 1	H: 2	E: 0	LOB: 1	K: 1	P: 15	R: 0	H: 0	E: 0	LOB: 0	K: 2	P: 11	R: 0	H: 0	E: 0	LOB: 0	K: 2	P: 11	R: 1	H: 2	E: 1	LOB: 2	K: 2	P: 19
--------------	------	------	------	--------	------	-------	------	------	------	--------	------	-------	------	------	------	--------	------	-------	------	------	------	--------	------	------	------	------	------	--------	------	-------	------	------	------	--------	------	-------	------	------	------	--------	------	-------	------	------	------	--------	------	-------

PITCHER	IP	WLS	BF	H	R	ER	SO	BB	IBB	HBP	BLK	WP	HR	S	P	ERA	WHIP
31 Cliff Lee, L ERA: 3.0	(1, 1)	3.0		4	6	2	2	2	2	1	0	1	2	31	56	6.00	2.000
Chad Durbin, R ERA: 3.0	(4, 1)	3.0	L	11	3	1	1	0	0	0	0	0	1	25	35	3.00	1.000
Jack Cressend, R ERA: 1.51	(7, 1)	1.0		5	1	1	2	0	0	0	0	0	0	11	14	9.00	1.000
63 Rafael Betancourt, R ERA: 1.73	(8, 1)	1.0		4	1	0	2	0	0	0	0	0	0	13	16	0.00	1.000

BOTTOM

Cleveland Indians @ Detroit Tigers
Comerica Park, Detroit, MI

Tue Sep 02 2003, 7:05 PM EDT
Att. 9,318 - Cloudy - 73 F

livebaseballscorecards.com

AB	32
R	8
H	9
RBI	8
BB	3
SO	7
LOB	13

WP: 1 **PA: 36**
PB: 0 **CS: 0**
SB: 0 **SF: 0**
HR: 3 **SAC: 1**
DP: 2 **HBP: 0**



Batter	1	2	3	4	5	6	7	8	9	10	11	AB R H RBI BB SO LOB	BOTTOM	
Andres Torres, S (1, 8) OBP: 0.255, SLG: 0.289 Kevin Witt, L (9, PH) OBP: 0.308, SLG: 0.416 (10, 7)	3-2 G4-3 1B 2B		1-3 K		0-0 F9		0-0 B3-4		0-3 K			4 1 1 0 0 1 2 1 0 0 0 0 1 2	Cleveland Indians @ Detroit Tigers Comerica Park, Detroit, MI Wed Sep 03 2003, 7:05 PM EDT Att. 10,234 - Sunny - 77 F	
Danny Klassen, R (1, 5) OBP: 0.292, SLG: 0.368	0-1 G4-3 2-3 1B		3-3 K		2-0 1-2 3-H 1B			0-0 G5-3	1-3 K			5 0 2 1 0 2 2		
Craig Monroe, R (1, 9) OBP: 0.275, SLG: 0.427 Alex Sanchez, L (8, PH) OBP: 0.314, SLG: 0.364 (9, 8)	1-2 P3		1-1 G5-3		3-2 G4-3			0-1 HR 2B		0-0 F9		3 0 0 0 0 0 4 2 1 1 0 0 0 0		
Dmitri Young, S (1, 10) OBP: 0.368, SLG: 0.553	0-1 G4-3 1-2 3-H			1-3 K		0-1 G6-3		2-1 F7 SAFE		0-3 K		5 0 0 1 0 2 2		
Carlos Pena, L (1, 3) OBP: 0.330, SLG: 0.476	3-3 K			2-3 K		2-3 K		2-2 HR 2-H		4-2 BB		4 1 1 2 1 3 1		
Ben Petrick, R (1, 7) OBP: 0.281, SLG: 0.404 (10, 9)		1-0 F7		1-3 K		3-1 HR		3-1 G5-3		1-0 G5-3		5 1 1 1 0 1 1		
Shane Halter, R (1, 4) OBP: 0.282, SLG: 0.350 (10, 6)		4-2 BB			4-2 1B BB		3-3 K		0-0 15 SH3-4 1B		 HR	3 2 2 1 2 1 0		AB 38 R 6 H 9 RBI 6 BB 4 SO 12 LOB 17
15 Brandon Inge, R (1, 2) OBP: 0.266, SLG: 0.364		2-1 L7 SAFE			3-3 K			2-1 L8		0-0 SH3-4		3 0 0 0 0 1 2		
Ramon Santiago, S (1, 6) OBP: 0.283, SLG: 0.274 Warren Morris, L (9, PH) OBP: 0.339, SLG: 0.387 (10, 4)		0-2 G1-3 SAFE			0-1 1B 1-3 1B			0-2 F7		4-0 IBB		3 0 1 0 0 0 1 0 0 0 0 1 0 0		
Inning Stats	R: 1 H: 2 E: 0 LOB: 1 K: 1 BB: 0 S: 15 P: 22	R: 0 H: 0 E: 0 LOB: 1 K: 0 BB: 1 S: 8 P: 15	R: 0 H: 0 E: 0 LOB: 0 K: 2 BB: 0 S: 14 P: 19	R: 0 H: 0 E: 0 LOB: 0 K: 3 BB: 0 S: 11 P: 15	R: 1 H: 2 E: 0 LOB: 2 K: 1 BB: 1 S: 13 P: 25	R: 1 H: 1 E: 0 LOB: 0 K: 2 BB: 0 S: 11 P: 19	R: 0 H: 0 E: 0 LOB: 0 K: 0 BB: 0 S: 7 P: 9	R: 2 H: 2 E: 0 LOB: 0 K: 0 BB: 0 S: 10 P: 17	R: 0 H: 1 E: 0 LOB: 2 K: 2 BB: 1 S: 8 P: 13	R: 0 H: 0 E: 0 LOB: 1 K: 1 BB: 1 S: 8 P: 13	R: 1 H: 1 E: 0 LOB: 0 K: 0 BB: 0 S: 1 P: 2	1B: 4 SF: 0 2B: 2 SAC: 1 3B: 0 DP: 0 HR: 3 HBP: 0		WP: 0 PA: 43 PB: 0 SB: 0 CS: 0
PITCHER	IP WLS BF H R ER SO BB IBB HBP BLK WP HR S P ERA WHIP CC Sabathia, L (1, 1) ERA: 3.66 63 Rafael Betancourt, R (7, 1) ERA: 1.67 Danys Baez, R (8, 1) ERA: 3.66 David Riske, R (9, 1) ERA: 2.25 Jose Santiago, R (11, 1) ERA: 3.04													PITCHER IP WLS BF H R ER SO BB IBB HBP BLK WP HR S P ERA WHIP

Batter	1	2	3	4	5	6	7	8	9	AB R H RBI BB SO LOB	TOP											
Coco Crisp, S OBP: 0.331, SLG: 0.387 (1, 8)	2-2 L6		1-1 G3 1B		0-2 S 1B		1-2 G4-3		1-2 G6-3	5 0 2 0 0 0 0												
Matt Lawton, L OBP: 0.343, SLG: 0.421 (1, 10)	3-2 S 1B		2-1 G3		2-1 P5		4-1 BB		3-1 E6	4 0 1 0 1 0 2												
Jody Gerut, L OBP: 0.336, SLG: 0.498 (1, 7)	1-2 P6		0-2 L9		0-0 L9		1-0 G3		1-3 K	5 0 0 0 0 1 4												
Casey Blake, R OBP: 0.318, SLG: 0.432 (1, 5)	3-3 K		1-0 G5-3		0-1 P3		1-1 L8			4 0 0 0 0 1 2												
Ben Broussard, L OBP: 0.329, SLG: 0.454 (1, 3)		0-0 41 G4-6-3 1B		0-3 K		4-1 41 1B BB		4-0 WP BB		2 1 1 0 2 1 0												
Alex Escobar, R OBP: 0.282, SLG: 0.541 (1, 9)		1-2 F8		1-1 G5-3		0-0 41 1B		2-3 K2-3		4 0 1 0 0 1 2												
41 Victor Martinez, S OBP: 0.309, SLG: 0.284 (1, 2)		1-2 G4-6-3		0-0 G4-3		1-1 1-3 2-H 1B		4-0 BB		3 0 1 1 1 0 1												
56 Angel Santos, S OBP: 0.258, SLG: 0.441 (1, 4)		4-0 BB				3-2 F9		3-3 K		2 0 0 0 1 0 2												
48 Travis Hafner, L OBP: 0.339, SLG: 0.504 (8, PH)						1-0 F9				1 0 0 0 0 1 2												
Brandon Phillips, R OBP: 0.249, SLG: 0.315 (8, 4)										0 0 0 0 0 0 0												
2 Jhonny Peralta, R OBP: 0.281, SLG: 0.305 (1, 6)		2-2 G6-3				2-1 F9		1-3 K		3 0 0 0 0 1 2												
Josh Bard, S OBP: 0.265, SLG: 0.311 (9, PH)									3-2 G3	1 0 0 0 0 0 0												
Inning Stats	R: 0 E: 0 K: 1 S: 14	H: 1 LOB: 1 BB: 0 P: 23	R: 0 E: 0 K: 0 S: 11	H: 1 LOB: 2 BB: 1 P: 19	R: 0 E: 0 K: 0 S: 9	H: 1 LOB: 1 BB: 0 P: 13	R: 0 E: 0 K: 1 S: 6	H: 0 LOB: 0 BB: 0 P: 7	R: 0 E: 0 K: 0 S: 10	H: 1 LOB: 1 BB: 0 P: 17	R: 1 E: 0 K: 0 S: 8	H: 2 LOB: 2 BB: 1 P: 14	R: 0 E: 0 K: 1 S: 8	H: 0 LOB: 1 BB: 1 P: 15	R: 0 E: 0 K: 2 S: 8	H: 0 LOB: 2 BB: 2 P: 22	R: 0 E: 1 K: 1 S: 11	H: 0 LOB: 1 BB: 0 P: 19	1B: 6 2B: 0 3B: 0 HR: 0	SF: 0 SAC: 0 DP: 0 HBP: 0	WP: 1 PB: 0 SB: 2 CS: 0	PA: 39
PITCHER	IP WLS BF H R ER SO BB IBB HBP BLK WP HR S P ERA WHIP																					
Gary Knotts, R ERA: 4.74 (1, 1)	6.2 W 28 6 1 1 3 2 0 0 0 0 0 0 64 101 1.35 1.200																					
Eric Eckenstahler, L ERA: 3.09 (7, 1)	0.2 H 4 0 0 0 0 2 0 0 0 0 0 0 4 14 0.00 3.000																					
53 Brian Schmack, R ERA: 1.42 (8, 1)	0.1 H 2 0 0 0 1 1 0 0 0 0 1 0 3 9 0.00 3.000																					
Franklyn German, R ERA: 4.78 (8, 1)	0.1 H 1 0 0 0 1 0 0 0 0 0 0 0 3 6 0.00 0.000																					
Danny Patterson, R ERA: 4.15 (9, 1)	1.0 S 4 0 0 0 1 0 0 0 0 0 0 0 11 19 0.00 0.000																					

Cleveland Indians @ Detroit Tigers
Comerica Park, Detroit, MI
Thu Sep 04 2003, 1:05 PM EDT
Att. 11,371 - Cloudy - 70 F

livebaseballscorecards.com

AB	34
R	1
H	6
RBI	1
BB	5
SO	6
LOB	17



Batter	1	2	3	4	5	6	7	8	9
Ben Petrick, R OBP: 0.270, SLG: 0.387 (1, 8)	2-2 G5-3		0-3 K		3-2 G6-3 1-H			2-3 K	
Warren Morris, L OBP: 0.335, SLG: 0.381 (1, 4)	1-2 G6-3			0-1 L6		1-1 G3		2-3 K	
Bobby Higginson, L OBP: 0.317, SLG: 0.373 (1, 9)	0-1 F7			3-1 F8		0-1 G5-3		0-0 F8	
Dmitri Young, S OBP: 0.370, SLG: 0.553 (1, 10)		3-0 G4-3		4-1 BB		1-1 1B			
Carlos Pena, L OBP: 0.328, SLG: 0.472 (1, 3)		0-3 K		2-2 F8		1-2 F8			
Kevin Witt, L OBP: 0.312, SLG: 0.417 Craig Monroe, R OBP: 0.275, SLG: 0.427 (1, 7) (9, 7)		1-1 HBP		1-1 1B G4-6-3		1-2 G1-3			
Shane Halter, R OBP: 0.282, SLG: 0.350 (1, 5)		0-0 F8		1-0 1B G4-6-3		1-3 K			
A.J. Hinch, R OBP: 0.211, SLG: 0.303 Alex Sanchez, L OBP: 0.315, SLG: 0.366 15 Brandon Inge, R OBP: 0.266, SLG: 0.364 (1, 2) (7, PH) (7, PR) (8, 2)			1-1 F8		1-1 G4-6-3		0-2 1B		
Ramon Santiago, S OBP: 0.284, SLG: 0.274 (1, 6)			1-1 G4-3		0-0 1B WP		1-1 B2-3		

Inning Stats	R: 0	H: 0	E: 0	LOB: 0	K: 0	S: 9	P: 12	R: 0	H: 0	E: 0	LOB: 1	K: 1	S: 6	P: 10	R: 0	H: 0	E: 0	LOB: 0	K: 1	S: 7	P: 9	R: 0	H: 0	E: 0	LOB: 1	K: 0	S: 8	P: 17	R: 2	H: 3	E: 0	LOB: 0	K: 0	S: 9	P: 15	R: 0	H: 1	E: 0	LOB: 1	K: 0	S: 10	P: 13	R: 0	H: 1	E: 0	LOB: 1	K: 1	S: 11	P: 14	R: 0	H: 0	E: 0	LOB: 0	K: 2	S: 10	P: 14
--------------	------	------	------	--------	------	------	-------	------	------	------	--------	------	------	-------	------	------	------	--------	------	------	------	------	------	------	--------	------	------	-------	------	------	------	--------	------	------	-------	------	------	------	--------	------	-------	-------	------	------	------	--------	------	-------	-------	------	------	------	--------	------	-------	-------

PITCHER	IP	WLS	BF	H	R	ER	SO	BB	IBB	HBP	BLK	WP	HR	S	P	ERA	WHIP
37 Jake Westbrook, R ERA: 4.55 (1, 1)	8.0	L	30	5	2	1	5	1	0	1	0	1	0	70	104	1.12	0.750


BOTTOM

Cleveland Indians @ Detroit Tigers
Comerica Park, Detroit, MI

Thu Sep 04 2003, 1:05 PM EDT
Att: 11,371 - Cloudy - 70 F

AB	28
R	2
H	5
RBI	0
BB	1
SO	5
LOB	5

livebaseballscorecards.com



WP: 1	PA: 30
PB: 0	
SB: 1	
CS: 0	

Batter	1	2	3	4	5	6	7	8	9	AB R H RBI BB SO LOB	TOP											
Coco Crisp, S (1, 8) OBP: 0.330, SLG: 0.385	3-1 F7		1-1 F9			2-2 F7		1-0 HBP BB G3 1B		4 1 1 0 0 0 0												
Casey Blake, R (1, 5) OBP: 0.320, SLG: 0.431	1-0 F8		3-3 K			4-0 BB		4-1 SAFE G3 HBP 1-2 BB		2 0 0 0 2 1 0												
Jody Gerut, L (1, 7) OBP: 0.338, SLG: 0.499	2-1 2B			2-1 G4-3		0-0 G4-3-6-3-6 1-2f		4-2 G3 1-2 HBP 2-3		3 0 1 0 0 0 1												
Ben Broussard, L (1, 3) OBP: 0.328, SLG: 0.457	1-0 F7			3-1 P6			0-1 48 1B 3B	2-1 G3 1-2 2-3 3-H		4 1 1 1 0 0 3												
Alex Escobar, R (1, 9)		1-2 G6-3		0-1 G5-3			2-3 K 1B	2-3 K 1-2 2-3 3-H		4 0 0 0 0 2 3												
48 Travis Hafner, L (1, 10) OBP: 0.337, SLG: 0.500		2-2 G3			1-3 K		1-0 41 G4-6-3 1B	2-3 K		4 0 1 1 0 2 0												
41 Victor Martinez, S (1, 2) OBP: 0.325, SLG: 0.305 Zach Sorensen, S (9, PR) OBP: 0.286, SLG: 0.257		4-2 BB			0-0 2B		1-1 G4-6-3 1-2f	0-2 DI 1B		3 0 2 0 1 0 1 0 0 0 0 0 0 0												
2 Jhonny Peralta, R (1, 6) OBP: 0.282, SLG: 0.302 Matt Lawton, L (9, PH) OBP: 0.343, SLG: 0.420		1-0 F8			4-2 G6-3 BB			3-1 F8	0-3 K	2 0 0 0 1 0 1 1 0 0 0 0 1 1												
Brandon Phillips, R (1, 4) OBP: 0.249, SLG: 0.324			2-1 L5		1-1 G6-3 1-2f			0-0 HR	2-3 K 1-2	4 1 1 1 0 1 3												
Inning Stats	R: 0 E: 0 K: 0 S: 6	H: 1 LOB: 1 BB: 0 P: 13	R: 0 E: 0 K: 0 S: 11	H: 0 LOB: 1 BB: 1 P: 19	R: 0 E: 0 K: 1 S: 9	H: 0 LOB: 0 BB: 0 P: 15	R: 0 E: 0 K: 0 S: 6	H: 0 LOB: 0 BB: 0 P: 11	R: 0 E: 0 K: 1 S: 10	H: 1 LOB: 1 BB: 1 P: 16	R: 0 E: 0 K: 0 S: 6	H: 0 LOB: 0 BB: 1 P: 12	R: 1 E: 0 K: 1 S: 8	H: 2 LOB: 0 BB: 0 P: 12	R: 2 E: 0 K: 1 S: 16	H: 2 LOB: 2 BB: 1 P: 32	R: 0 E: 0 K: 3 S: 13	H: 1 LOB: 2 BB: 0 P: 17	1B: 3 2B: 2 3B: 1 HR: 1	SF: 0 SAC: 0 DP: 3 HBP: 1	WP: 0 PB: 0 SB: 0 CS: 0	PA: 36
PITCHER	IP WLS BF H R ER SO BB IBB HBP BLK WP HR S P ERA WHIP																					
Jon Garland, R (1, 1) ERA: 4.31	7.1 W 27 5 2 2 3 3 0 0 0 0 0 1 59 104 2.46 1.091																					
Scott Sullivan, R (8, 1) ERA: 3.76	0.0 2 1 0 0 0 1 0 0 0 0 0 0 2 7 ∞ ∞																					
Damaso Marte, L (8, 1) ERA: 1.7	1.0 H 5 1 1 1 2 0 0 1 0 0 0 0 18 28 9.00 1.000																					
Tom Gordon, R (9, 1) ERA: 3.43	0.2 S 2 0 0 0 2 0 0 0 0 0 0 0 6 8 0.00 0.000																					

Cleveland Indians @ Chicago White Sox
U.S. Cellular Field, Chicago, IL
 Fri Sep 05 2003, 8:05 PM EDT
 Att. 27,196 - Sunny - 69 F

AB	31
R	3
H	7
RBI	3
BB	4
SO	7
LOB	13



livebaseballscorecards.com

Batter	1	2	3	4	5	6	7	8	9
Tony Graffanino, R OBP: 0.332, SLG: 0.450 (1, 6)	1-2 SH5-3 1B	3-1 SH5-3 1B		0-0 P4		1-2 G6-3		3-2 F9	
Roberto Alomar, S OBP: 0.340, SLG: 0.357 (1, 4)	0-0 SH5-3 1-2	0-1 F7		1-0 F7		1-1 BB 1B		1-2 F8	
Frank Thomas, R OBP: 0.390, SLG: 0.564 (1, 10)	2-2 P3		3-0 P4		2-0 F7	4-1 BB		1-2 L5	
Magglio Ordonez, R OBP: 0.386, SLG: 0.562 (1, 9)	3-2 F7		2-1 G6-3		2-1 HR	1-1 F8			
Carlos Lee, R OBP: 0.332, SLG: 0.496 (1, 7)		1-2 14 HR HBP	2-0 L5		0-1 G5-3		0-0 S 1B		
Carl Everett, S OBP: 0.368, SLG: 0.515 (1, 8)		3-2 14 HR 1B		0-0 14 1B 24 2B 1B	1-2 2B		0-1 F7		
Aaron Rowand, R OBP: 0.307, SLG: 0.421 (8, 8)		1-2 14 HR 1B		0-1 24 2B 1B	4-0 IBB		1-2 FC5-4 IBB		
14 Paul Konerko, R OBP: 0.316, SLG: 0.421 (1, 3)		3-2 1-H 2-H HR		0-1 24 2B 1B			4-0 IBB		
24 Joe Crede, R OBP: 0.306, SLG: 0.428 (1, 5)		0-3 K		1-1 1-3 2-H 2B	3-2 P5		0-1 L8		
Miguel Olivo, R OBP: 0.274, SLG: 0.351 (1, 2)		0-0 G6-3		1-3 K		1-3 K	2-2 FC5-4		

AB	R	H	RBI	BB	SO	LOB
5	0	2	0	0	0	2
4	0	1	0	0	0	3
4	0	0	0	1	0	1
4	1	1	1	0	0	3
3	1	1	0	0	0	0
4	2	3	0	0	0	1
0	0	0	0	0	0	0
2	1	2	3	2	0	0
4	0	1	1	0	1	4
4	0	0	0	0	2	4

WP	PA
0	39

Inning Stats	R	H	E	K	S	R	H	E	K	S	R	H	E	K	S	R	H	E	K	S	R	H	E	K	S	R	H	E	K	S
	0	1	0	12	18	3	3	0	1	19	0	0	0	0	4	1	3	0	0	11	1	0	0	0	11	1	0	0	0	14
	0	0	0	0	0	0	0	0	0	0	0	0	0	0	0	0	0	0	0	0	0	0	0	0	0	0	0	0	0	0
	0	0	0	0	0	0	0	0	0	0	0	0	0	0	0	0	0	0	0	0	0	0	0	0	0	0	0	0	0	0
	0	0	0	0	0	0	0	0	0	0	0	0	0	0	0	0	0	0	0	0	0	0	0	0	0	0	0	0	0	0

PITCHER	IP	WLS	BF	H	R	ER	SO	BB	IBB	HBP	BLK	WP	HR	S	P	ERA	WHIP
Billy Traber, L ERA: 4.83 (1, 1)	4.2	L	25	9	5	5	2	0	0	0	0	0	2	55	90	9.64	1.929
Jose Santiago, R ERA: 2.77 (5, 1)	2.1		11	2	0	0	1	1	1	0	0	0	0	23	40	0.00	1.286
Jack Cressend, R ERA: 1.47 (8, 1)	1.0		3	0	0	0	0	0	0	0	0	0	0	9	14	0.00	0.000

PITCHER	IP	WLS	BF	H	R	ER	SO	BB	IBB	HBP	BLK	WP	HR	S	P	ERA	WHIP

Cleveland Indians @ Chicago White Sox
U.S. Cellular Field, Chicago, IL
 Fri Sep 05 2003, 8:05 PM EDT
 Att: 27,196 - Sunny - 69 F

AB	34
R	5
H	11
RBI	5
BB	3
SO	3
LOB	18



Batter	1	2	3	4	5	6	7	8	9	AB R H RBI BB SO LOB	TOP											
Coco Crisp, S (1, 8) OBP: 0.326, SLG: 0.381	1-0 F9		0-0 G5-3		1-3 K		0-0 SH1-4		0-1 F7	4 0 0 0 0 1 2												
Brandon Phillips, R (1, 4) OBP: 0.246, SLG: 0.320	1-3 K		1-3 K		2-2 F8		0-0 G6-3			4 0 0 0 0 2 3												
Jody Gerut, L (1, 7) OBP: 0.339, SLG: 0.505	1-3 K		3-2 HR		3-3 K		4-0 IBB			3 1 1 3 1 2 0												
Casey Blake, R (1, 5) OBP: 0.319, SLG: 0.429		0-1 1B	0-2 F8			0-3 K	1-0 F8			4 0 1 0 0 1 2												
Ben Broussard, L (1, 3) OBP: 0.330, SLG: 0.458		1-3 K		1-0 HR		0-1 48 1B		2-3 K		4 1 2 0 0 2 1												
Alex Escobar, R (1, 9) OBP: 0.234, SLG: 0.444		1-0 P3		2-1 F8		1-2 F8		0-3 K		4 0 0 0 0 1 3												
48 Travis Hafner, L (1, 10) OBP: 0.336, SLG: 0.496		2-3 K		2-3 K		2-0 1B		2-3 K		4 0 1 0 0 3 2												
Josh Bard, S (1, 2) OBP: 0.288, SLG: 0.325			1-1 2 2B HR	0-1 1-H HR		0-0 G4-3		0-0 L8		4 2 2 2 0 0 2												
2 Jhonny Peralta, R (1, 6) OBP: 0.286, SLG: 0.308			1-1 HR	1-3 K		4-2 SH1-4 BB		2-2 G6-3		3 1 1 0 1 1 0												
Inning Stats	R: 0 E: 0 K: 2 S: 9	H: 0 LOB: 0 BB: 0 P: 12	R: 0 E: 0 K: 2 S: 9	H: 1 LOB: 1 BB: 0 P: 13	R: 3 E: 0 K: 1 S: 16	H: 3 LOB: 0 BB: 0 P: 22	R: 2 E: 0 K: 2 S: 11	H: 2 LOB: 0 BB: 0 P: 17	R: 0 E: 0 K: 1 S: 14	H: 0 LOB: 0 BB: 0 P: 20	R: 0 E: 0 K: 1 S: 12	H: 2 LOB: 2 BB: 0 P: 15	R: 0 E: 0 K: 0 S: 6	H: 0 LOB: 2 BB: 2 P: 15	R: 0 E: 0 K: 3 S: 10	H: 0 LOB: 0 BB: 0 P: 14	R: 0 E: 0 K: 0 S: 6	H: 0 LOB: 0 BB: 0 P: 8	1B: 5 2B: 1 3B: 0 HR: 2	SF: 0 SAC: 1 DP: 0 HBP: 0	WP: 0 PB: 0 SB: 0 CS: 0	PA: 37
PITCHER	IP WLS BF H R ER SO BB IBB HBP BLK WP HR S P ERA WHIP																					
Esteban Loaiza, R (1, 1) ERA: 2.6	7.0 W 31 8 5 5 10 1 1 0 0 0 2 77 114 6.43 1.286																					
Damaso Marte, L (8, 1) ERA: 1.68	1.0 H 3 0 0 0 3 0 0 0 0 0 0 10 14 0.00 0.000																					
Tom Gordon, R (9, 1) ERA: 3.38	1.0 S 3 0 0 0 0 0 0 0 0 0 0 6 8 0.00 0.000																					

Cleveland Indians @ Chicago White Sox
 U.S. Cellular Field, Chicago, IL
 Sat Sep 06 2003, 1:15 PM EDT
 Att. 24,796 - Sunny - 69 F

livebaseballscorecards.com

AB	34
R	5
H	8
RBI	5
BB	2
SO	13
LOB	15



Batter	1	2	3	4	5	6	7	8	9	AB R H RBI BB SO LOB	TOP																																																																																																			
Coco Crisp, S (1, 8) OBP: 0.322, SLG: 0.375	1-2 G3-1		0-0 G3		2-1 G4-3		2-0 FC6-2-5		0-3 K	5 0 0 0 0 1 1	Cleveland Indians @ Chicago White Sox U.S. Cellular Field, Chicago, IL Sun Sep 07 2003, 2:05 PM EDT Att. 19,999 - Sunny - 80 F																																																																																																			
Casey Blake, R (1, 5) OBP: 0.322, SLG: 0.437	0-3 K		2-1 1B			0-1 HR	4-0 IBB			3 1 2 1 1 1 0																																																																																																				
Jody Gerut, L (1, 7) OBP: 0.339, SLG: 0.507	1-0 F9		0-0 F7			1-1 41 FC5-2-6 3B	3-3 K			4 0 1 0 0 1 3																																																																																																				
Ben Broussard, L (1, 3) OBP: 0.331, SLG: 0.471		1-0 HR		2-0 41 G4-1 2B		1-1 G4-3		2-3 K		4 1 2 1 0 1 1																																																																																																				
41 Victor Martinez, S (1, 2) OBP: 0.322, SLG: 0.303		2-3 K		0-0 G4-1		0-0 FC5-2-6		0-0 1B		4 0 1 0 0 1 2																																																																																																				
48 Travis Hafner, L (1, 10) Tim Laker, R (8, PH) OBP: 0.274, SLG: 0.365		4-2 FC5-4 BB		2-2 K		3-H 1-3 K		2-3 K		2 0 0 0 1 2 2 1 0 0 0 0 1 1																																																																																																				
Alex Escobar, R (1, 9) OBP: 0.235, SLG: 0.417		2-2 FC5-4		1-1 F9			4-2 56 2B 2 SF7 BB	3-3 K		3 1 0 0 1 1 3																																																																																																				
56 Angel Santos, S (1, 4) OBP: 0.258, SLG: 0.444		3-2 F7			0-2 G4-3		2-1 2 SF7 FC6-2-5 2B		1-0 P6	4 0 1 0 0 0 1																																																																																																				
2 Jhonny Peralta, R (1, 6) Zach Sorensen, S (9, PH) OBP: 0.279, SLG: 0.250			3-2 G6-3		1-3 K		2-2 SF7		0-3 K	2 0 0 1 0 1 0 1 0 0 0 0 1 0																																																																																																				
Inning Stats	R: 0 E: 0 K: 1 S: 7	H: 0 LOB: 0 BB: 0 P: 9	R: 1 E: 0 K: 1 S: 14	H: 1 LOB: 1 BB: 1 P: 26	R: 0 E: 0 K: 0 S: 7	H: 1 LOB: 1 BB: 0 P: 12	R: 0 E: 0 K: 1 S: 8	H: 0 LOB: 0 BB: 0 P: 11	R: 1 E: 0 K: 1 S: 10	H: 2 LOB: 1 BB: 0 P: 13	R: 1 E: 0 K: 1 S: 11	H: 1 LOB: 2 BB: 2 P: 28	R: 0 E: 0 K: 3 S: 10	H: 1 LOB: 1 BB: 0 P: 17	R: 0 E: 0 K: 2 S: 7	H: 0 LOB: 0 BB: 0 P: 8	1B: 2 2B: 2 3B: 1 HR: 2	SF: 1 SAC: 0 DP: 0 HBP: 0	WP: 0 PB: 0 SB: 0 CS: 0	PA: 37																																																																																										
PITCHER	IP WLS BF H R ER SO BB IBB HBP BLK WP HR S P ERA WHIP	<table border="0"> <tr> <td>Dan Wright, R (1, 1) ERA: 5.42</td> <td>5.0</td> <td></td> <td>21</td> <td>5</td> <td>2</td> <td>2</td> <td>4</td> <td>1</td> <td>0</td> <td>0</td> <td>0</td> <td>0</td> <td>2</td> <td>47</td> <td>75</td> <td>3.60</td> <td>1.200</td> </tr> <tr> <td>Kelly Wunsch, L (6, 1) ERA: 1.74</td> <td>1.0</td> <td></td> <td>3</td> <td>0</td> <td>0</td> <td>0</td> <td>1</td> <td>0</td> <td>0</td> <td>0</td> <td>0</td> <td>0</td> <td>0</td> <td>6</td> <td>8</td> <td>0.00</td> <td>0.000</td> </tr> <tr> <td>Scott Sullivan, R (7, 1) ERA: 3.9</td> <td>0.1</td> <td></td> <td>3</td> <td>1</td> <td>1</td> <td>1</td> <td>0</td> <td>1</td> <td>0</td> <td>0</td> <td>0</td> <td>0</td> <td>0</td> <td>7</td> <td>15</td> <td>27.00</td> <td>6.000</td> </tr> <tr> <td>Scott Schoeneweis, L (7, 1) ERA: 4.85</td> <td>0.2</td> <td>W</td> <td>3</td> <td>0</td> <td>0</td> <td>0</td> <td>1</td> <td>0</td> <td>1</td> <td>0</td> <td>0</td> <td>0</td> <td>0</td> <td>4</td> <td>13</td> <td>0.00</td> <td>0.000</td> </tr> <tr> <td>Damaso Marte, L (8, 1) ERA: 1.86</td> <td>1.0</td> <td>H</td> <td>4</td> <td>1</td> <td>0</td> <td>0</td> <td>3</td> <td>0</td> <td>0</td> <td>0</td> <td>0</td> <td>0</td> <td>0</td> <td>10</td> <td>17</td> <td>0.00</td> <td>1.000</td> </tr> </table>																			Dan Wright, R (1, 1) ERA: 5.42	5.0		21	5	2	2	4	1	0	0	0	0	2	47	75	3.60	1.200	Kelly Wunsch, L (6, 1) ERA: 1.74	1.0		3	0	0	0	1	0	0	0	0	0	0	6	8	0.00	0.000	Scott Sullivan, R (7, 1) ERA: 3.9	0.1		3	1	1	1	0	1	0	0	0	0	0	7	15	27.00	6.000	Scott Schoeneweis, L (7, 1) ERA: 4.85	0.2	W	3	0	0	0	1	0	1	0	0	0	0	4	13	0.00	0.000	Damaso Marte, L (8, 1) ERA: 1.86	1.0	H	4	1	0	0	3	0	0	0	0	0	0	10	17	0.00	1.000
Dan Wright, R (1, 1) ERA: 5.42	5.0		21	5	2	2	4	1	0	0	0	0	2	47	75	3.60	1.200																																																																																													
Kelly Wunsch, L (6, 1) ERA: 1.74	1.0		3	0	0	0	1	0	0	0	0	0	0	6	8	0.00	0.000																																																																																													
Scott Sullivan, R (7, 1) ERA: 3.9	0.1		3	1	1	1	0	1	0	0	0	0	0	7	15	27.00	6.000																																																																																													
Scott Schoeneweis, L (7, 1) ERA: 4.85	0.2	W	3	0	0	0	1	0	1	0	0	0	0	4	13	0.00	0.000																																																																																													
Damaso Marte, L (8, 1) ERA: 1.86	1.0	H	4	1	0	0	3	0	0	0	0	0	0	10	17	0.00	1.000																																																																																													
PITCHER	IP WLS BF H R ER SO BB IBB HBP BLK WP HR S P ERA WHIP	<table border="0"> <tr> <td>Tom Gordon, R (9, 1) ERA: 3.33</td> <td>1.0</td> <td></td> <td>3</td> <td>0</td> <td>0</td> <td>0</td> <td>2</td> <td>0</td> <td>0</td> <td>0</td> <td>0</td> <td>0</td> <td>0</td> <td>0</td> <td>0</td> <td>0.00</td> <td>0.000</td> </tr> </table>																			Tom Gordon, R (9, 1) ERA: 3.33	1.0		3	0	0	0	2	0	0	0	0	0	0	0	0	0.00	0.000																																																																								
Tom Gordon, R (9, 1) ERA: 3.33	1.0		3	0	0	0	2	0	0	0	0	0	0	0	0	0.00	0.000																																																																																													

AB	33
R	3
H	7
RBI	3
BB	3
SO	11
LOB	14



WP	0
PA	37

Batter	1	2	3	4	5	6	7	8	9
Tony Graffano, R (1, 6) OBP: 0.336, SLG: 0.444 Jose Valentin, S (7, PH) OBP: 0.311, SLG: 0.446 (8, 6)	4-2 SH1 BB		1-0 FC6-4 1-2f			4-1 FC6-5 WP BB	2-3 K	4-0 1-2 BB	
Roberto Alomar, S (1, 4) OBP: 0.340, SLG: 0.356	0-0 SH1 1-2		0-1 F8			3-2 FC6-5 BB 1-3 1B	4-2 HR BB	1-3 K	
Frank Thomas, R (1, 10) OBP: 0.388, SLG: 0.563	2-3 K		1-0 F9			4-0 1B SAFE 1-2 SF7 BB	0-0 1-H 2-H HR		
Magglio Ordonez, R (1, 9) OBP: 0.387, SLG: 0.561	2-1 F9				4-1 14 CS BB	3-1 BB 1-3 2-H 1B	2-2 F9		
Carlos Lee, R (1, 7) OBP: 0.332, SLG: 0.494 Aaron Rowand, R (9, 7) OBP: 0.307, SLG: 0.421		1-3 K			1-3 K	0-0 SF7 3-H		0-2 P3	
Carl Everett, S (1, 8) OBP: 0.370, SLG: 0.519 Willie Harris, L (8, PR) OBP: 0.234, SLG: 0.217 (9, 8)		1-1 G4-3			0-0 F7	1 SAFE 4-1 1-2 BB		4-1 14 HR BB	
14 Paul Konerko, R (1, 3) OBP: 0.321, SLG: 0.441		2-2 1B			1-0 CS 1-2 1B	0-0 1B		0-0 1-H HR	
24 Joe Crede, R (1, 5) OBP: 0.309, SLG: 0.433		2-3 K			1-0 P4		1-2 SH3 HR 1B	0-2 BB 1B	
Sandy Alomar Jr., R (1, 2) OBP: 0.284, SLG: 0.401			2-2 FC6-4 1B		2-2 G3		1 SAFE 0-0 SH3	1-3 K	

Inning Stats	R: 0 E: 0 K: 1 S: 8	H: 0 LOB: 1 BB: 1 P: 16	R: 0 E: 0 K: 2 S: 12	H: 1 LOB: 1 BB: 0 P: 18	R: 0 E: 0 K: 0 S: 8	H: 0 LOB: 0 BB: 1 P: 11	R: 0 E: 0 K: 0 S: 7	H: 1 LOB: 0 BB: 0 P: 10	R: 2 E: 0 K: 0 S: 15	H: 1 LOB: 2 BB: 3 P: 33	R: 3 E: 0 K: 1 S: 17	H: 2 LOB: 0 BB: 1 P: 26	R: 2 E: 0 K: 2 S: 16	H: 2 LOB: 2 BB: 2 P: 26
1B: 6 2B: 0 3B: 0 HR: 2	SF: 1 SAC: 2 DP: 0 HBP: 0	WP: 1 PA: 39												


PITCHER	IP	WLS	BF	H	R	ER	SO	BB	IBB	HBP	BLK	WP	HR	S	P	ERA	WHIP
31 Cliff Lee, L (1, 1) ERA: 3.06	5.1		22	4	2	2	4	4	0	0	0	1	0	48	89	3.38	1.500
Danys Baez, R (6, 1) ERA: 4.08	1.2	L	9	2	3	3	1	2	0	0	0	0	1	24	37	16.20	2.400
David Lee, R (8, 1) ERA: 27.0	0.2		6	2	2	2	1	2	0	0	0	0	1	13	22	27.00	6.000
David Riske, R (8, 1) ERA: 2.24	0.1		1	0	0	0	1	0	0	0	0	0	0	3	4	0.00	0.000

BOTTOM

AB R H RBI BB SO LOB

1	0	0	0	2	0	1
1	0	0	0	1	1	1
3	2	0	0	1	1	4
3	2	1	3	1	1	2
3	0	1	1	1	0	1
3	0	0	1	0	2	1
0	0	0	0	0	0	0
2	0	0	0	2	0	1
0	1	0	0	0	0	0
4	1	3	2	0	0	2
4	1	2	0	0	1	1
3	0	1	0	0	1	1

AB 27
R 7
H 8
RBI 7
BB 8
SO 7
LOB 15



Cleveland Indians @ Chicago White Sox
U.S. Cellular Field, Chicago, IL

Sun Sep 07 2003, 2:05 PM EDT
Att. 19,999 - Sunny - 80 F

livebaseballscorecards.com

Batter	1	2	3	4	5	6	7	8	9	AB R H RBI BB SO LOB	TOP											
Coco Crisp, S (1, 8) OBP: 0.323, SLG: 0.381	1-1 SF8 3B		1-2 L4			3-1 G6-3	0-0 1B		3-1 P6	5 1 2 0 0 0 1												
Casey Blake, R (1, 5) OBP: 0.321, SLG: 0.435	3-2 SF8			3-2 G6-3		1-2 E6 1B HBP	0-3 K		1-0 G4-3 1B	4 1 1 1 0 1 2												
Jody Gerut, L (1, 7) OBP: 0.337, SLG: 0.502	3-H 1-3 K			1-0 F8		2-0 1B 1-2 1B HBP	1-0 F8		1-0 G4-3 1-2f	4 1 0 0 0 1 4												
Alex Escobar, R (1, 9) OBP: 0.255, SLG: 0.412	0-0 F7			4-2 BB		0-0 1B 1-3 2-H 41 HR 1B		1-0 F9		3 1 1 1 1 0 0												
Ben Broussard, L (1, 3) OBP: 0.333, SLG: 0.471			1-3 K		3-1 G3	0-1 41 HR 1B		1-1 41 1B 48 SF8 1B		4 2 2 1 0 1 1												
41 Victor Martinez, S (1, 2) OBP: 0.328, SLG: 0.336			0-0 P4			3-2 P5		0-0 1B 1-3 1B		4 1 2 3 0 0 0												
Tim Laker, R (1, 10) OBP: 0.275, SLG: 0.361			2-3 K		4-2 2 CS BB	4-2 K		3-2 SF8		2 0 0 0 1 2 0												
48 Travis Hafner, L (8, PH) OBP: 0.335, SLG: 0.492						1-3 K		3-H G5-3		0 0 0 1 0 0 0												
2 Jhonny Peralta, R (1, 6) OBP: 0.282, SLG: 0.303			1-0 F7		3-3 K		2-2 1B 1B	0-0 G5-3		4 0 1 0 0 1 2												
Brandon Phillips, R (1, 4) OBP: 0.246, SLG: 0.319			1-2 G6-3			0-0 F8	SAFE 2-3 K		1-2 1B	4 0 1 0 0 1 1												
Inning Stats	R: 1 E: 0 K: 1 S: 11	H: 1 LOB: 0 BB: 0 P: 16	R: 0 E: 0 K: 2 S: 10	H: 0 LOB: 0 BB: 0 P: 13	R: 0 E: 0 K: 0 S: 7	H: 0 LOB: 0 BB: 0 P: 10	R: 0 E: 0 K: 0 S: 9	H: 0 LOB: 1 BB: 1 P: 20	R: 0 E: 0 K: 1 S: 11	H: 0 LOB: 1 BB: 1 P: 21	R: 5 E: 1 K: 1 S: 13	H: 3 LOB: 0 BB: 0 P: 20	R: 0 E: 0 K: 2 S: 11	H: 2 LOB: 2 BB: 0 P: 16	R: 1 E: 0 K: 0 S: 8	H: 2 LOB: 1 BB: 0 P: 13	R: 0 E: 0 K: 0 S: 7	H: 2 LOB: 1 BB: 0 P: 13	1B: 8 2B: 1 3B: 1 HR: 1	SF: 2 SAC: 0 DP: 2 HBP: 1	WP: 0 PB: 0 SB: 0 CS: 1	PA: 39
PITCHER	IP WLS BF H R ER SO BB IBB HBP BLK WP HR S P ERA WHIP																					
41 Jimmy Gobble, L (1, 1) ERA: 4.89	6.0 L 25 4 6 1 5 2 0 0 1 0 0 1 61 100 1.50 1.000																					
D.J. Carrasco, R (7, 1) ERA: 3.89	2.0 10 4 1 1 2 0 0 0 0 0 0 0 19 29 4.50 2.000																					
Mike MacDougal, R (9, 1) ERA: 4.5	1.0 4 2 0 0 0 0 0 0 0 0 0 0 7 13 0.00 2.000																					

Cleveland Indians @ Kansas City Royals
Kauffman Stadium, Kansas City, MO

Tue Sep 09 2003, 7:05 PM CDT
Att. 12,389 - Cloudy - 81 F

livebaseballscorecards.com

AB	34
R	7
H	10
RBI	7
BB	2
SO	7
LOB	11



Batter	1	2	3	4	5	6	7	8	9	AB	R	H	RBI	BB	SO	LOB
Aaron Guiel, L OBP: 0.372, SLG: 0.531 (1, 9)	0-1 L4-3 1B		0-2 L8		3-2 F7		2-1 1B		0-2 1B	5	0	3	0	0	0	0
Joe Randa, R OBP: 0.340, SLG: 0.431 (1, 5)	0-1 L4-3 1-1 1B		1-1 29 1B		0-1 P4		1-1 F7		0-1 P3	5	0	1	0	0	0	5
29 Mike Sweeney, R OBP: 0.410, SLG: 0.490 (1, 10)	4-0 1B BB		1-0 1-2 1B		1-0 L6		0-0 1B			3	0	2	0	1	0	0
Carlos Beltrán, S OBP: 0.387, SLG: 0.508 (1, 8)	2-2 1-3 1B		2-1 F7		1-0 G4-3		2-3 K			4	0	1	0	0	1	3
Raul Ibanez, L OBP: 0.338, SLG: 0.448 (1, 7)	0-0 P5		1-1 F7		2-3 K		1-3 K			4	0	0	0	0	2	5
Ken Harvey, R OBP: 0.316, SLG: 0.417 (1, 3)		0-1 4 G6-4-3 1B		0-0 P6		3-2 G5-3		0-0 F8		4	0	1	0	0	0	1
4 Angel Berroa, R OBP: 0.334, SLG: 0.458 (1, 6)		2-2 G6-4-3 1-2f		1-3 K		2-0 P2		2-2 G6-3		4	0	0	0	0	1	1
Desi Relaford, S OBP: 0.318, SLG: 0.387 (1, 4)		4-0 BB		0-1 G4-3		0-0 2B		0-0 P5		3	1	1	0	1	0	0
Brent Mayne, L OBP: 0.307, SLG: 0.343 Rondell White, R OBP: 0.333, SLG: 0.466 Mendy López, R OBP: 0.289, SLG: 0.397 (1, 2)		1-2 SAFE F7		1-2 G4-3		0-0 1B 2B		1-2 1B		3	0	1	1	0	0	1

Inning Stats	R: 0	H: 2	E: 0	K: 0	S: 8	H: 1	LOB: 2	BB: 1	P: 14	R: 0	H: 1	E: 0	K: 0	S: 8	H: 2	LOB: 1	BB: 1	P: 15	R: 0	H: 2	E: 0	K: 0	S: 10	H: 0	LOB: 0	BB: 0	P: 15	R: 0	H: 0	E: 0	K: 1	S: 7	R: 0	H: 0	E: 0	K: 0	S: 10	R: 0	H: 0	E: 0	K: 1	S: 8	R: 1	H: 3	E: 0	K: 0	S: 11	H: 0	LOB: 0	BB: 0	P: 12	R: 0	H: 1	E: 0	K: 2	S: 8	R: 0	H: 2	E: 0	K: 0	S: 13	H: 2	LOB: 2	BB: 0	P: 16	1B: 9	2B: 3	3B: 0	HR: 0	SF: 0	SAC: 0	DP: 2	HBP: 0	WP: 0	PA: 38
--------------	------	------	------	------	------	------	--------	-------	-------	------	------	------	------	------	------	--------	-------	-------	------	------	------	------	-------	------	--------	-------	-------	------	------	------	------	------	------	------	------	------	-------	------	------	------	------	------	------	------	------	------	-------	------	--------	-------	-------	------	------	------	------	------	------	------	------	------	-------	------	--------	-------	-------	-------	-------	-------	-------	-------	--------	-------	--------	-------	--------

PITCHER	IP	WLS	BF	H	R	ER	SO	BB	IBB	HBP	BLK	WP	HR	S	P	ERA	WHIP
Jason Davis, R ERA: 4.45 (1, 1)	5.0	W	20	5	0	0	1	2	0	0	0	0	0	43	66	0.00	1.400
Jack Cressend, R ERA: 2.08 (6, 1)	1.2		8	3	1	1	1	0	0	0	0	0	0	17	28	5.40	1.800
63 Rafael Betancourt, R ERA: 1.84 (7, 1)	1.1		5	1	0	0	2	0	0	0	0	0	0	10	14	0.00	0.750
David Riske, R ERA: 2.21 (9, 1)	1.0		5	2	0	0	0	0	0	0	0	0	0	13	16	0.00	2.000


BOTTOM

Cleveland Indians @ Kansas City Royals
Kauffman Stadium, Kansas City, MO

Tue Sep 09 2003, 7:05 PM CDT
 Att: 12,389 - Cloudy - 81 F

livebaseballscorecards.com

AB	36
R	1
H	11
RBI	1
BB	2
SO	4
LOB	16



Batter	1	2	3	4	5	6	7	8	9	AB	R	H	RBI	BB	SO	LOB
Aaron Guiel, L OBP: 0.369, SLG: 0.525 (1, 9)	1-2 G3	1-2 2B 1B		3-1 G1-6-3 1-2f	2-2 G3-1			1-2 E4 G6-3		5	1	1	0	0	0	2
Joe Randa, R OBP: 0.341, SLG: 0.433 (1, 5)	3-2 2B 1B	0-0 29 WP 1-H 2B			2-1 F9	0-1 P2		1-1 G6-3 1-2		5	1	2	1	0	0	1
29 Mike Sweeney, R OBP: 0.412, SLG: 0.493 (1, 10)	2-1 2B 1B	4-2 2B BB			2-0 1B 2B	2-2 P4		0-1 G6-3		4	2	2	0	1	0	1
Carlos Beltrán, S OBP: 0.387, SLG: 0.505 (1, 8)	0-1 P2	0-3 K			3-2 BB 4 BB 1B	2-1 P4		4-0 IBB		4	1	1	1	1	1	4
Rondell White, R OBP: 0.334, SLG: 0.468 (1, 7)	2-0 2B		0-0 F9		1-1 4 BB 2B 1B		1-1 G5-3	0-3 K		5	1	2	2	0	1	2
Mendy López, R OBP: 0.289, SLG: 0.397 (9, 3)	1-H 2-H 2B				1-2 2B 1B					0	0	0	0	0	0	0
Raul Ibanez, L OBP: 0.341, SLG: 0.448 (1, 3)	4-2 BB		1-1 4 WP 4 S FC8-2 1B		4-1 2B BB		1-2 F7			2	1	1	0	2	0	0
4 Angel Berroa, R OBP: 0.335, SLG: 0.456 (1, 6)	1-3 K		1-0 FC8-2 1-H		1-2 2B E BB		4-1 S 2B BB			2	2	0	1	2	1	3
Desi Relaford, S OBP: 0.317, SLG: 0.388 (1, 4)		2-3 K			1-2 G4-3		2-1 K			4	0	1	1	0	2	3
Brent Mayne, L OBP: 0.309, SLG: 0.348 (1, 2)		1-0 F7			0-0 G1-6-3 1B		0-1 E9 1-H 2-H 3-H 2B			4	0	2	2	0	0	1

Inning Stats	R: 2	H: 3	E: 0	K: 1	S: 17	H: 3	LOB: 2	BB: 1	P: 30	R: 1	H: 2	E: 0	K: 2	S: 15	H: 2	LOB: 2	BB: 1	P: 23	R: 0	H: 1	E: 0	K: 0	S: 4	R: 0	H: 1	E: 0	K: 0	S: 6	R: 5	H: 4	E: 1	K: 1	S: 21	R: 0	H: 0	E: 0	K: 0	S: 8	R: 1	H: 1	E: 0	K: 0	S: 10	R: 0	H: 0	E: 1	K: 1	S: 10	H: 0	LOB: 2	BB: 1	P: 16
--------------	------	------	------	------	-------	------	--------	-------	-------	------	------	------	------	-------	------	--------	-------	-------	------	------	------	------	------	------	------	------	------	------	------	------	------	------	-------	------	------	------	------	------	------	------	------	------	-------	------	------	------	------	-------	------	--------	-------	-------

PITCHER	IP	WLS	BF	H	R	ER	SO	BB	IBB	HBP	BLK	WP	HR	S	P	ERA	WHIP
Chad Durbin, R ERA: 7.36 (1, 1)	4.1		22	9	5	5	3	2	0	0	0	2	0	48	82	10.38	2.538
Jose Santiago, R ERA: 3.46 (5, 1)	0.0	L	3	1	0	0	0	2	0	0	0	0	0	7	16	∞	∞
63 Rafael Betancourt, R ERA: 1.74 (5, 1)	1.2		6	1	3	2	1	0	0	0	0	0	0	16	23	10.80	0.600
Jason Boyd, R ERA: 4.5 (7, 1)	1.0		5	1	1	1	0	1	0	0	0	0	0	10	18	9.00	2.000
David Lee, R ERA: 10.8 (8, 1)	1.0		5	0	0	0	1	0	1	0	0	0	0	10	16	0.00	0.000


BOTTOM

Cleveland Indians @ Kansas City Royals
Kauffman Stadium, Kansas City, MO

Wed Sep 10 2003, 7:05 PM CDT
Att: 21,581 - Sunny - 81 F

livebaseballscorecards.com

AB	35
R	9
H	12
RBI	8
BB	6
SO	5
LOB	17



1B: 7	SF: 0	WP: 2	PA: 41
2B: 6	SAC: 0	PB: 0	
3B: 0	DP: 2	SB: 2	
HR: 0	HBP: 0	CS: 0	

Cleveland Indians @ Kansas City Royals

Kauffman Stadium, Kansas City, MO

Thu Sep 11 2003, 1:05 PM CDT
Att. 13,188 - Overcast - 81 F

AB 41
R 6
H 13
RBI 6
BB 4
SO 4
LOB 26



WP: 1 PA: 46
PB: 0
SB: 0
CS: 0

Batter	1	2	3	4	5	6	7	8	9	AB R H RBI BB SO LOB
Jody Gerut, L (1, 8) OBP: 0.340, SLG: 0.511	1-2 F7	1-1 P6			1-1 HR	0-0 G3-1		1-2 1B	2-3 K	6 2 2 1 0 1 1
Casey Blake, R (1, 5) OBP: 0.321, SLG: 0.431	0-0 F8		1-1 F7		1-0 41 E HBP	2-2 BB 1B		0-0 E5 48 WP 1B		4 1 1 0 0 0 1
Ben Broussard, L (1, 3) OBP: 0.330, SLG: 0.463	1-1 1B 1B		1-0 G3		1-3 K	2-0 P6		3-3 K		5 0 1 0 0 2 4
Alex Escobar, R (1, 9) OBP: 0.328, SLG: 0.458	1-2 1B		3-2 F7		2-1 41 E 1B	4-1 BB		1-1 48 WP 1B		4 1 3 1 1 0 0
41 Victor Martinez, S (1, 2) OBP: 0.320, SLG: 0.328	0-1 G4-3			0-0 F7	0-0 E3 1B 2 FC3-2 1B	2-0 F8		1-1 F7		5 0 1 1 0 0 6
48 Travis Hafner, L (1, 10) OBP: 0.339, SLG: 0.500		1-0 F8		1-1 1B 2B	4-0 2 FC3-2 1B BB		1-0 G6-3	4-0 1B 2-3 IBB		3 1 1 0 2 0 0
Chris Magruder, S (1, 7) OBP: 0.800, SLG: 1.200		0-0 FC6-4 3B		2-1 1B	1-1 2 FC3-2 1B		0-0 2 G5-3 1B	2-1 F7		5 1 4 2 0 0 3
2 Jhonny Peralta, R (1, 6) OBP: 0.284, SLG: 0.313		4-2 FC6-4 BB		0-1 L9	0-2 FC3-2		0-1 G5-3		2-2 G6-3	4 0 0 0 1 0 5
Brandon Phillips, R (1, 4) OBP: 0.242, SLG: 0.314		0-0 FC6-4		2-2 F7	0-1 P6		2-2 G6-3		1-3 K	5 0 0 1 0 1 6

Inning Stats	R: 0	H: 2	E: 0	K: 0	S: 12	P: 15	R: 1	H: 1	E: 0	K: 0	S: 8	P: 14	R: 0	H: 0	E: 0	K: 0	S: 6	P: 11	R: 1	H: 2	E: 0	K: 0	S: 12	P: 17	R: 3	H: 4	E: 1	K: 1	S: 15	P: 25	R: 0	H: 1	E: 0	K: 0	S: 7	P: 17	R: 0	H: 1	E: 0	K: 0	S: 7	P: 10	R: 1	H: 2	E: 1	K: 1	S: 17	P: 29	R: 0	H: 0	E: 0	K: 2	S: 11	P: 16	1B: 10	SF: 0	2B: 1	SAC: 0	3B: 1	DP: 0	HR: 1	HBP: 1	WP: 1	PA: 46
--------------	------	------	------	------	-------	-------	------	------	------	------	------	-------	------	------	------	------	------	-------	------	------	------	------	-------	-------	------	------	------	------	-------	-------	------	------	------	------	------	-------	------	------	------	------	------	-------	------	------	------	------	-------	-------	------	------	------	------	-------	-------	--------	-------	-------	--------	-------	-------	-------	--------	-------	--------

PITCHER	IP	WLS	BF	H	R	ER	SO	BB	IBB	HBP	BLK	WP	HR	S	P	ERA	WHIP
Darrell May, L (1, 1) ERA: 3.71	2.0		10	3	1	1	0	1	0	0	0	0	0	20	29	4.50	2.000
Brad Voyles, R (3, 1) ERA: 7.71	2.1		12	4	4	4	1	0	0	1	0	0	1	25	40	15.43	1.714
Al Levine, R (5, 1) ERA: 2.82	1.2		10	3	0	0	0	2	0	0	0	0	0	15	30	0.00	3.000
Jason Grimsley, R (7, 1) ERA: 5.02	2.0	L	11	3	1	0	1	0	1	0	0	1	0	24	39	0.00	1.500
Mike MacDougal, R (9, 1) ERA: 4.42	1.0		3	0	0	0	2	0	0	0	0	0	0	11	16	0.00	0.000

PITCHER	IP	WLS	BF	H	R	ER	SO	BB	IBB	HBP	BLK	WP	HR	S	P	ERA	WHIP
---------	----	-----	----	---	---	----	----	----	-----	-----	-----	----	----	---	---	-----	------

Batter	1	2	3	4	5	6	7	8	9	AB R H RBI BB SO LOB	TOP	
Shannon Stewart, R (1, 7) OBP: 0.365, SLG: 0.469	1-0 G4-3 2B		1-2 G5-3	1-1 G1-3			1-3 K		1-2 G1-6-3 1B	5 0 2 1 0 1 3		
Luis Rivas, R (1, 4) OBP: 0.311, SLG: 0.395 20 Lew Ford, R (7, PH) OBP: 0.410, SLG: 0.537 Denny Hocking, S (7, 4) OBP: 0.310, SLG: 0.389	1-1 B1		0-0 P3		3-1 P3		4-0 1B BB		2-1 G1-6-3 1-2f	3 0 0 0 0 0 2 0 0 0 0 1 0 0 1 0 0 0 0 0 1		
Doug Mientkiewicz, L (1, 3) OBP: 0.392, SLG: 0.452	1-2 G4-3 2-3		2-1 G3-1		2-2 1B		3-2 1-3 1B		3-2 F8	5 0 2 0 0 0 2		
Matthew LeCroy, R (1, 10) OBP: 0.341, SLG: 0.489	0-1 G6-3			4-0 HR BB	2-2 F9		3-2 L9			3 1 0 0 1 0 4		
Corey Koskie, L (1, 5) OBP: 0.391, SLG: 0.460		1-1 P6		0-1 F7 1 SAFE	2-2 G4-3			0-0 F8		4 0 0 0 0 0 2		
Torii Hunter, R (1, 8) OBP: 0.311, SLG: 0.447		4-2 BB		2-2 1-H HR		0-0 G4-3		4-2 G1-3 BB		2 1 1 2 2 0 0		
A.J. Pierzynski, L (1, 2) OBP: 0.350, SLG: 0.449		0-3 K		1-0 G6-3		1-3 K2-3		3-2 G1-3		4 0 0 0 0 2 2		
Dustan Mohr, R (1, 9) OBP: 0.324, SLG: 0.405 Jacque Jones, L (8, PH) OBP: 0.329, SLG: 0.455 (8, 9)		2-3 K 1 SAFE 1 SAFE		4-1 2B BB		0-3 K		1-0 G6-3		2 0 0 0 1 2 1 1 0 0 0 0 0 1		
Cristian Guzman, S (1, 6) OBP: 0.300, SLG: 0.347 Michael Ryan, L (9, PH) OBP: 0.448, SLG: 0.920			1-0 G5-3 1B	1-2 1-3 2B			0-3 K		1-2 PB 1B	3 0 2 0 0 1 0 1 1 1 0 0 0 0		
Inning Stats	R: 0 H: 1 E: 0 LOB: 1 K: 0 BB: 0 S: 8 P: 11	R: 0 H: 0 E: 0 LOB: 1 K: 2 BB: 1 S: 17 P: 24	R: 0 H: 1 E: 0 LOB: 1 K: 0 BB: 0 S: 7 P: 11	R: 2 H: 2 E: 0 LOB: 2 K: 0 BB: 2 S: 12 P: 25	R: 0 H: 1 E: 0 LOB: 1 K: 0 BB: 0 S: 13 P: 22	R: 0 H: 0 E: 0 LOB: 0 K: 2 BB: 0 S: 7 P: 8	R: 0 H: 1 E: 0 LOB: 2 K: 2 BB: 1 S: 13 P: 24	R: 0 H: 0 E: 0 LOB: 1 K: 0 BB: 1 S: 10 P: 18	R: 1 H: 2 E: 0 LOB: 0 K: 0 BB: 0 S: 12 P: 19	1B: 5 SF: 0 2B: 2 SAC: 0 3B: 0 DP: 1 HR: 1 HBP: 0	WP: 0 PA: 39 PB: 1 SB: 0 CS: 0	
PITCHER	IP WLS BF H R ER SO BB IBB HBP BLK WP HR S P ERA WHIP											
CC Sabathia, L (1, 1) ERA: 3.63	6.2 W 30 6 2 2 6 4 0 0 0 0 1 74 119 2.70 1.500											
Danys Baez, R (7, 1) ERA: 3.95	1.1 H 5 0 0 0 0 1 0 0 0 0 0 0 13 24 0.00 0.750											
David Riske, R (9, 1) ERA: 2.26	1.0 S 4 2 1 1 0 0 0 0 0 0 0 0 0 12 19 9.00 2.000											

Minnesota Twins @ Cleveland Indians
 Jacobs Field, Cleveland, OH
 Fri Sep 12 2003, 7:05 PM EDT
 Att. 20,679 - Sunny - 74 F

livebaseballscorecards.com

AB	34
R	3
H	8
RBI	3
BB	5
SO	6
LOB	18



Batter	1	2	3	4	5	6	7	8	9	AB R H RBI BB SO LOB
Coco Crisp, S OBP: 0.323, SLG: 0.380 (1, 8)	2-2 G4-6-3 1B		2-0 F8		0-1 G5-3		2-2 G1-3 1B			4 0 2 0 0 0 2
Jody Gerut, L OBP: 0.337, SLG: 0.506 (1, 7)	3-2 SAFE F7		2-0 F9		3-3 K		3-1 SAFE SAFE G1-3 1-2			4 0 0 0 0 1 4
Casey Blake, R OBP: 0.318, SLG: 0.428 (1, 5)	1-0 G4-6-3 1-2f			2-2 G4-3		2-1 G1-3	3-2 F8			4 0 0 0 0 0 2
Alex Escobar, R OBP: 0.338, SLG: 0.460 (1, 9)		1-2 F9		2-3 K		3-2 S 41 1B		1-2 B1-3 1B		4 1 2 0 0 1 0
Ben Broussard, L OBP: 0.326, SLG: 0.458 (1, 3)		1-2 P4		3-3 K		3-2 F8		2-1 SAFE SAFE B1-3 1-1f		4 0 0 0 0 1 2
41 Victor Martinez, S OBP: 0.333, SLG: 0.331 (1, 2)		3-2 G5-3			4-2 48 1B 2 HR BB	1-2 48 HBP 1B		4-0 BB		2 1 1 1 2 0 0
48 Travis Hafner, L OBP: 0.345, SLG: 0.502 (1, 10)			2-2 SH5-4 2 HBP 1B		2-2 SAFE 2 HR 1B	1-0 HBP		0-0 L5		3 1 2 0 0 0 1
2 Jhonny Peralta, R OBP: 0.289, SLG: 0.330 (1, 6)			1-1 SH5-4 1-2 HBP		1-0 1-H 3-H HR	2-3 K				2 1 1 3 0 1 2
Brandon Phillips, R OBP: 0.241, SLG: 0.312 (1, 4)			0-0 SH5-4 1-2 2-3		1-0 G1-3		0-1 P4			2 0 0 0 0 0 0

Inning Stats	R: 0 E: 0 K: 0 S: 9	H: 1 LOB: 0 BB: 0 P: 15	R: 0 E: 0 K: 0 S: 12	H: 0 LOB: 0 BB: 0 P: 17	R: 0 E: 0 K: 0 S: 7	H: 1 LOB: 2 BB: 0 P: 14	R: 0 E: 0 K: 2 S: 11	H: 0 LOB: 0 BB: 0 P: 18	R: 3 E: 0 K: 1 S: 15	H: 2 LOB: 0 BB: 1 P: 26	R: 1 E: 0 K: 1 S: 17	H: 2 LOB: 2 BB: 0 P: 29	R: 0 E: 0 K: 0 S: 13	H: 1 LOB: 1 BB: 0 P: 21	R: 0 E: 0 K: 0 S: 6	H: 1 LOB: 1 BB: 1 P: 13	1B: 7 2B: 1 3B: 0 HR: 1	SF: 0 SAC: 1 DP: 2 HBP: 2	WP: 0 PB: 0 SB: 1 CS: 0	PA: 34
--------------	------------------------------	----------------------------------	-------------------------------	----------------------------------	------------------------------	----------------------------------	-------------------------------	----------------------------------	-------------------------------	----------------------------------	-------------------------------	----------------------------------	-------------------------------	----------------------------------	------------------------------	----------------------------------	----------------------------------	------------------------------------	----------------------------------	--------

PITCHER	IP	WLS	BF	H	R	ER	SO	BB	IBB	HBP	BLK	WP	HR	S	P	ERA	WHIP
Kenny Rogers, L ERA: 4.79 (1, 1)	5.2	L	24	6	4	4	3	1	0	1	0	0	1	67	112	6.35	1.235
Jesse Orosco, L ERA: 7.47 (6, 1)	0.0		1	0	0	0	0	0	0	1	0	0	0	1	1	∞	∞
Juan Rincon, R ERA: 3.6 (6, 1)	1.1		5	1	0	0	1	0	0	0	0	0	0	17	27	0.00	0.750
J.C. Romero, L ERA: 4.87 (8, 1)	1.0		4	1	0	0	0	1	0	0	0	0	0	6	13	0.00	2.000

MINNESOTA TWINS @ CLEVELAND INDIANS
JACOBS FIELD, CLEVELAND, OH
 Fri Sep 12 2003, 7:05 PM EDT
 Att. 20,679 - Sunny - 74 F

AB	29
R	4
H	8
RBI	4
BB	2
SO	4
LOB	13



Batter	1	2	3	4	5	6	7	8	9	AB R H RBI BB SO LOB	TOP	
Shannon Stewart, R (1, 7) OBP: 0.365, SLG: 0.467	3-1 F8		0-2 F9			0-1 G5-3		1-2 L3 1B		4 0 1 0 0 0 0		
Luis Rivas, R (1, 4) OBP: 0.309, SLG: 0.392	0-3 K		1-2 G5-3			1-1 F7		1-1 L3 1-1		4 0 0 0 0 1 1		
Doug Mientkiewicz, L (1, 3) OBP: 0.393, SLG: 0.454	0-1 2B				2-2 G4-3	4-1 BB			0-3 K	3 0 1 0 1 1 0		
Matthew LeCroy, R (1, 10) Michael Restovich, R (9, PR) OBP: 0.340, SLG: 0.486 OBP: 0.442, SLG: 0.476	1-0 L9				0-1 G3-1	0-3 K			1-0 1B	4 0 1 0 0 1 2 0 0 0 0 0 0 0		
Corey Koskie, L (1, 5) OBP: 0.388, SLG: 0.455		3-1 E4			0-3 K			0-3 K	2-3 K	4 0 0 0 0 3 1		
Torii Hunter, R (1, 8) OBP: 0.310, SLG: 0.451		1-2 L7			2-3 K			1-0 HR	0-0 P4	4 1 1 1 0 1 2		
Jacque Jones, L (1, 9) 20 Lew Ford, R (5, 9) Dustan Mohr, R (9, 9) OBP: 0.329, SLG: 0.455 OBP: 0.403, SLG: 0.527 OBP: 0.324, SLG: 0.405		1-2 K			2-2 G3-6 1B			1-0 G5-3		2 0 1 0 0 1 1 1 0 0 0 0 0 0 0 0 0 0 0 0 0		
A.J. Pierzynski, L (1, 2) OBP: 0.347, SLG: 0.446		0-0 G3			0-0 G3-6-1 1-2f			1-2 G4-3		3 0 0 0 0 0 2		
Cristian Guzman, S (1, 6) OBP: 0.300, SLG: 0.353			0-1 G6-3			0-0 HR		0-3 K2-3		3 1 1 1 0 1 0		
Inning Stats	R: 0 H: 1 E: 0 LOB: 1 K: 1 BB: 0 S: 9 P: 13	R: 0 H: 0 E: 1 LOB: 1 K: 1 BB: 0 S: 9 P: 14	R: 0 H: 0 E: 0 LOB: 0 K: 0 BB: 0 S: 9 P: 10	R: 0 H: 0 E: 0 LOB: 0 K: 1 BB: 0 S: 8 P: 10	R: 0 H: 1 E: 0 LOB: 0 K: 1 BB: 0 S: 11 P: 15	R: 1 H: 1 E: 0 LOB: 1 K: 1 BB: 1 S: 11 P: 16	R: 1 H: 1 E: 0 LOB: 0 K: 1 BB: 0 S: 8 P: 11	R: 0 H: 1 E: 0 LOB: 0 K: 1 BB: 0 S: 9 P: 11	R: 0 H: 1 E: 0 LOB: 1 K: 2 BB: 0 S: 8 P: 11	1B: 3 SF: 0 2B: 2 SAC: 0 3B: 0 DP: 2 HR: 2 HBP: 0	WP: 0 PA: 33 PB: 0 SB: 0 CS: 0	
PITCHER	IP WLS BF H R ER SO BB IBB HBP BLK WP HR S P ERA WHIP											
Jason Stanford, L (1, 1) ERA: 4.38	7.0 L 26 4 2 2 6 1 0 0 0 0 2 65 89 2.57 0.714											
63 Rafael Betancourt, R (8, 1) ERA: 1.64	2.0 7 2 0 0 3 0 0 0 0 0 0 17 22 0.00 1.000											

Minnesota Twins @ Cleveland Indians
 Jacobs Field, Cleveland, OH
 Sat Sep 13 2003, 7:05 PM EDT
 Att. 20,440 - Overcast - 77 F

livebaseballscorecards.com

AB 32
 R 2
 H 6
 RBI 2
 BB 1
 SO 9
 LOB 9



BOTTOM

Minnesota Twins @ Cleveland Indians
Jacobs Field, Cleveland, OH
Sat Sep 13 2003, 7:05 PM EDT
Att. 20,440 - Overcast - 77 F

livebaseballscorecards.com

AB 35
R 0
H 7
RBI 0
BB 1
SO 10
LOB 13



WP: 1 PA: 36
PB: 0
SB: 0
CS: 0

AB R H RBI BB SO LOB

4 0 0 0 0 0 2

4 0 1 0 0 1 0

4 0 2 0 0 0 2

4 0 1 0 0 2 2

4 0 0 0 0 0 3

4 0 1 0 0 1 2

4 0 1 0 0 1 1

3 0 0 0 1 3 1

3 0 1 0 0 2 0

1 0 0 0 0 0 0

1B: 7 SF: 0
2B: 0 SAC: 0
3B: 0 DP: 0
HR: 0 HBP: 0

Batter	1	2	3	4	5	6	7	8	9
Coco Crisp, S OBP: 0.319, SLG: 0.376 (1, 8)	F7		G3		G4-3		P6		
Casey Blake, R OBP: 0.318, SLG: 0.427 (1, 5)	K		1B			E6 FC3-6		G5-3	
Jody Gerut, L OBP: 0.338, SLG: 0.506 (1, 7)	1B		G4-3			FC3-6 1-2f		F8 1B	
Alex Escobar, R OBP: 0.333, SLG: 0.448 (1, 9)	K			K		L6		1B	
Ben Broussard, L OBP: 0.323, SLG: 0.452 (1, 3)		F7		G3-1		F7		F8	
41 Victor Martinez, S OBP: 0.331, SLG: 0.328 (1, 2)		G3		1B			K	G6-3	
48 Travis Hafner, L OBP: 0.344, SLG: 0.498 (1, 10)		2 WP 1B		G1-3			K		P4
2 Jhonny Peralta, R OBP: 0.288, SLG: 0.325 (1, 6)		K			K		56 1B BB	K	
56 Angel Santos, S OBP: 0.261, SLG: 0.439 Greg LaRocca, R (9, PH)			K		K		1B	F9	

Inning Stats	R: 0	H: 1	E: 0	K: 2	S: 13	R: 0	H: 1	E: 0	K: 1	S: 7	R: 0	H: 1	E: 0	K: 1	S: 6	R: 0	H: 1	E: 0	K: 1	S: 12	R: 0	H: 0	E: 0	K: 2	S: 13	R: 0	H: 0	E: 1	K: 0	S: 6	R: 0	H: 1	E: 0	K: 2	S: 9	R: 0	H: 2	E: 0	K: 0	S: 11	R: 0	H: 0	E: 0	K: 1	S: 5	R: 0	H: 0	E: 0	K: 1	S: 5	1B: 7	2B: 0	3B: 0	HR: 0	SF: 0	SAC: 0	DP: 0	HBP: 0	WP: 1	PA: 36
--------------	------	------	------	------	-------	------	------	------	------	------	------	------	------	------	------	------	------	------	------	-------	------	------	------	------	-------	------	------	------	------	------	------	------	------	------	------	------	------	------	------	-------	------	------	------	------	------	------	------	------	------	------	-------	-------	-------	-------	-------	--------	-------	--------	-------	--------

PITCHER	IP	WLS	BF	H	R	ER	SO	BB	IBB	HBP	BLK	WP	HR	S	P	ERA	WHIP
Kyle Lohse, R ERA: 4.76 (1, 1)	7.1	W	30	6	0	0	9	1	0	0	0	1	0	72	109	0.00	0.955
LaTroy Hawkins, R ERA: 1.9 (8, 1)	0.2	H	3	1	0	0	0	0	0	0	0	0	0	5	6	0.00	1.500
Eddie Guardado, L ERA: 2.9 (9, 1)	1.0	S	3	0	0	0	1	0	0	0	0	0	0	5	7	0.00	0.000

PITCHER	IP	WLS	BF	H	R	ER	SO	BB	IBB	HBP	BLK	WP	HR	S	P	ERA	WHIP
---------	----	-----	----	---	---	----	----	----	-----	-----	-----	----	----	---	---	-----	------

Batter	1	2	3	4	5	6	7	8	9	AB R H RBI BB SO LOB	TOP																									
Shannon Stewart, R (1, 7) OBP: 0.364, SLG: 0.466	1-3 K		1-0 F9			3-1 HR 1B		1-1 SH1-4	0-0 P4	4 1 1 0 0 1 2																										
Luis Rivas, R (1, 4) OBP: 0.309, SLG: 0.390 Jacque Jones, L (8, PH) OBP: 0.329, SLG: 0.454 Denny Hocking, S (8, PR) OBP: 0.310, SLG: 0.389	1-2 G4-3			4-0 L4-3 BB		2-1 F8		0-0 FC4-2 1B		2 0 0 0 1 0 1 1 0 0 0 0 0 2 0 0 0 0 0 0 0																										
Doug Mientkiewicz, L (1, 3) OBP: 0.394, SLG: 0.461	0-0 F7			1-2 L4-3		1-1 HR		2-0 S 1B		4 1 2 3 0 0 1																										
Matthew LeCroy, R (1, 10) OBP: 0.336, SLG: 0.480				0-0 G6-3		0-2 K		3-2 L7		4 0 0 0 0 1 2																										
5 Michael Cuddyer, R (1, 5) OBP: 0.300, SLG: 0.370 Corey Koskie, L (8, 5) OBP: 0.390, SLG: 0.457																																				
A.J. Pierzynski, L (1, 2) OBP: 0.349, SLG: 0.451																																				
Dustan Mohr, R (1, 8) OBP: 0.323, SLG: 0.403																																				
Michael Ryan, L (1, 9) OBP: 0.452, SLG: 0.889 Torii Hunter, R (7, 8) OBP: 0.311, SLG: 0.450																																				
Cristian Guzman, S (1, 6) OBP: 0.302, SLG: 0.351																																				
Inning Stats	R: 0 E: 0 K: 1 S: 9	H: 0 LOB: 0 BB: 0 P: 11	R: 0 E: 0 K: 2 S: 15	H: 1 LOB: 1 BB: 0 P: 25	R: 0 E: 0 K: 2 S: 9	H: 0 LOB: 0 BB: 0 P: 12	R: 0 E: 0 K: 0 S: 5	H: 0 LOB: 0 BB: 1 P: 10	R: 1 E: 0 K: 1 S: 8	H: 2 LOB: 0 BB: 0 P: 13	R: 2 E: 0 K: 1 S: 12	H: 2 LOB: 0 BB: 0 P: 20	R: 0 E: 0 K: 0 S: 12	H: 0 LOB: 0 BB: 0 P: 14	R: 1 E: 0 K: 0 S: 10	H: 1 LOB: 3 BB: 0 P: 19	R: 1 E: 0 K: 1 S: 11	H: 2 LOB: 2 BB: 1 P: 18	1B: 5 2B: 3 3B: 0 HR: 1	SF: 0 SAC: 1 DP: 1 HBP: 2	WP: 0 PB: 0 SB: 1 CS: 1	PA: 38														
PITCHER	IP WLS BF H R ER SO BB IBB HBP BLK WP HR S P ERA WHIP																																			
31 Cliff Lee, L (1, 1) ERA: 3.19	7.0		25	5	3	3	7	1	0	0	0	0	1	70	105	3.86	0.857																			
Danys Baez, R (8, 1) ERA: 4.02	1.0	L	6	1	1	1	0	0	0	2	0	0	0	10	19	9.00	1.000																			
Jack Cressend, R (9, 1) ERA: 2.25	1.0		6	2	1	1	1	1	0	0	0	0	0	11	18	9.00	3.000																			

Minnesota Twins @ Cleveland Indians
 Jacobs Field, Cleveland, OH
 Sun Sep 14 2003, 1:05 PM EDT
 Att. 19,452 - Cloudy - 80 F

livebaseballscorecards.com

AB	32
R	5
H	8
RBI	5
BB	2
SO	8
LOB	12



Batter	1	2	3	4	5	6	7	8	9	AB R H RBI BB SO LOB
Coco Crisp, S OBP: 0.319, SLG: 0.374 (1, 8)	0-0 CS 1B		1-2 P5		2-2 F9		1-2 G5-3			4 0 1 0 0 0 1
Jody Gerut, L OBP: 0.340, SLG: 0.513 (1, 7)	1-2 F7			0-2 G4-3		0-0 HR		3-2 41 WP 1B		4 1 2 1 0 0 1
Casey Blake, R OBP: 0.316, SLG: 0.423 (1, 5)	0-0 F7			1-2 P4		1-3 K		0-3 K		4 0 0 0 0 2 2
Alex Escobar, R OBP: 0.329, SLG: 0.437 (1, 9)	1-2 CS	1-1 G6-3		2-2 G5-3		1-0 41 1B 1B		0-3 K		4 0 1 0 0 1 1
41 Victor Martinez, S OBP: 0.336, SLG: 0.333 (1, 10)		1-2 F9			1-1 48 HR 1B	2-1 SAFE 1B		1-0 G4-3		4 1 2 0 0 0 1
48 Travis Hafner, L OBP: 0.346, SLG: 0.514 (1, 3)		1-2 2B			0-1 HR	1-3 K		0-3 K		4 1 2 2 0 2 2
Josh Bard, S OBP: 0.268, SLG: 0.331 (1, 2)		2-2 L7			0-2 F9	0-1 G5-3		1-2 P3		4 0 0 0 0 0 3
2 Jhonny Peralta, R OBP: 0.283, SLG: 0.319 (1, 6)			0-2 K		1-3 K		0-1 F9-8		2-3 K	4 0 0 0 0 3 0
Brandon Phillips, R OBP: 0.242, SLG: 0.312 (1, 4)			2-2 L8		1-0 1B		1-3 K			3 0 1 0 0 1 0

Inning Stats	R: 0 E: 0 K: 7 S: 7	H: 1 LOB: 0 BB: 0 P: 9	R: 0 E: 0 K: 12 S: 12	H: 1 LOB: 1 BB: 0 P: 17	R: 0 E: 0 K: 11 S: 11	H: 0 LOB: 0 BB: 0 P: 14	R: 0 E: 0 K: 9 S: 9	H: 0 LOB: 0 BB: 0 P: 12	R: 2 E: 0 K: 15 S: 15	H: 3 LOB: 1 BB: 0 P: 20	R: 1 E: 0 K: 12 S: 12	H: 3 LOB: 2 BB: 0 P: 17	R: 0 E: 0 K: 9 S: 9	H: 0 LOB: 0 BB: 0 P: 11	R: 0 E: 0 K: 14 S: 14	H: 1 LOB: 1 BB: 0 P: 18	R: 0 E: 0 K: 10 S: 10	H: 0 LOB: 0 BB: 0 P: 13	1B: 6 2B: 1 3B: 0 HR: 2	SF: 0 SAC: 0 DP: 0 HBP: 0	WP: 1 PB: 0 SB: 0 CS: 1	PA: 36
--------------	------------------------------	---------------------------------	--------------------------------	----------------------------------	--------------------------------	----------------------------------	------------------------------	----------------------------------	--------------------------------	----------------------------------	--------------------------------	----------------------------------	------------------------------	----------------------------------	--------------------------------	----------------------------------	--------------------------------	----------------------------------	----------------------------------	------------------------------------	----------------------------------	--------

PITCHER	IP	WLS	BF	H	R	ER	SO	BB	IBB	HBP	BLK	WP	HR	S	P	ERA	WHIP
Eric Milton, L ERA: 3.6 (1, 1)	5.0		19	5	2	2	2	0	0	0	0	0	1	54	72	3.60	1.000
Rick Reed, R ERA: 5.14 (6, 1)	0.1	B	4	3	1	1	1	0	0	0	0	0	1	7	11	27.00	9.000
J.C. Romero, L ERA: 4.81 (6, 1)	0.2		2	0	0	0	1	0	0	0	0	0	0	5	6	0.00	0.000
Juan Rincon, R ERA: 3.56 (7, 1)	1.0	W	3	0	0	0	1	0	0	0	0	0	0	9	11	0.00	0.000
LaTroy Hawkins, R ERA: 1.88 (8, 1)	1.0	H	4	1	0	0	2	0	0	0	0	1	0	14	18	0.00	1.000

BOTTOM

Minnesota Twins @ Cleveland Indians
Jacobs Field, Cleveland, OH
 Sun Sep 14 2003, 1:05 PM EDT
 Att: 19,452 - Cloudy - 80 F

livebaseballscorecards.com

AB	35
R	3
H	9
RBI	3
BB	0
SO	9
LOB	11



Batter	1	2	3	4	5	6	7	8	9	AB	R	H	RBI	BB	SO	LOB	TOP								
Shannon Stewart, R (1, 7) OBP: 0.366, SLG: 0.467 20 Lew Ford, R (9, 7) OBP: 0.403, SLG: 0.527	2-2 G6-3		0-1 2B					4-0 BB		3	1	1	1	2	0	0									
Luis Rivas, R (1, 4) OBP: 0.310, SLG: 0.390 33 Justin Morneau, L (8, PH) OBP: 0.293, SLG: 0.352 Denny Hocking, S (8, 4) OBP: 0.310, SLG: 0.389	0-0 P3		2-2 G1-3			0-1 E1 1B	2-0 G5-3 S 1B HBP	3-2 G3		3	1	1	0	0	0	1									
Doug Mientkiewicz, L (1, 3) OBP: 0.392, SLG: 0.457	1-0 F8			0-1 F7		4-2 1B 2B BB	3-1 G5-3		1-2 F9	4	1	0	0	1	0	1									
Jacque Jones, L (1, 10) OBP: 0.330, SLG: 0.454 Michael Restovich, R (7, PR) OBP: 0.453, SLG: 0.488		1-3 K		0-1 G4-3		0-1 2B 1B	0-1 1B		0-2 PB HR 1B	4	1	2	1	0	1	0									
Corey Koskie, L (1, 5) OBP: 0.392, SLG: 0.456	0-1 P2			1-3 K		4-0 2B 1B IBB	2-0 1B		4-0 HR BB	3	2	1	1	2	1	0									
Torii Hunter, R (1, 8) OBP: 0.312, SLG: 0.457	1-1 F8				2-2 G5-3	1-0 1B 2B	1-1 P6		0-0 HR	5	2	2	5	0	0	2									
A.J. Pierzynski, L (1, 2) OBP: 0.352, SLG: 0.455 Matthew LeCroy, R (9, PH) OBP: 0.335, SLG: 0.478			0-2 2B 2B		1-1 G3-6 HBP	1-2 1B 1B	1-2 F8		1-3 K	3	2	2	1	0	0	2									
Michael Ryan, L (1, 9) OBP: 0.417, SLG: 0.781		2-1 L7		1-0 G3-6		1-2 HR 1B			1-2 G1-3	5	1	1	2	0	0	2									
Cristian Guzman, S (1, 6) OBP: 0.301, SLG: 0.356		2-2 P5				1-2 G4-3 HR			2-3 K	4	1	1	2	0	1	1									
Inning Stats	R: 0 E: 0 K: 0 S: 6	H: 0 LOB: 0 BB: 0 P: 9	R: 0 E: 0 K: 1 S: 7	H: 0 LOB: 0 BB: 0 P: 9	R: 1 E: 0 K: 0 S: 13	H: 2 LOB: 1 BB: 0 P: 19	R: 0 E: 0 K: 1 S: 7	H: 0 LOB: 0 BB: 0 P: 8	R: 0 E: 0 K: 0 S: 5	H: 0 LOB: 0 BB: 0 P: 9	R: 8 E: 1 K: 0 S: 23	H: 6 LOB: 0 BB: 3 P: 43	R: 1 E: 0 K: 0 S: 10	H: 2 LOB: 2 BB: 0 P: 19	R: 0 E: 0 K: 1 S: 14	H: 0 LOB: 1 BB: 1 P: 23	R: 3 E: 0 K: 1 S: 13	H: 2 LOB: 0 BB: 1 P: 20	1B: 7 2B: 3 3B: 0 HR: 2	SF: 0 SAC: 0 DP: 1 HBP: 2	WP: 0 PB: 1 SB: 2 CS: 0	PA: 44			
PITCHER	IP	WLS	BF	H	R	ER	SO	BB	IBB	HBP	BLK	WP	HR	S	P	ERA	WHIP								
Jason Davis, R (1, 1) ERA: 4.68	5.2	L	25	6	7	7	2	2	1	1	0	0	0	53	85	11.12	1.412								
63 Rafael Betancourt, R (6, 1) ERA: 2.18	0.0		2	2	2	2	0	0	0	0	0	0	1	6	10	∞	∞								
Jason Boyd, R (6, 1) ERA: 4.56	1.1		7	2	1	1	0	0	0	1	0	0	0	12	21	6.75	1.500								
David Lee, R (8, 1) ERA: 6.75	1.0		4	0	0	0	1	1	0	0	0	0	0	14	23	0.00	1.000								
Terry Mulholland, L (9, 1) ERA: 5.02	1.0		6	2	3	3	1	1	0	0	0	0	1	13	20	27.00	3.000								

Minnesota Twins @ Cleveland Indians
 Jacobs Field, Cleveland, OH
 Mon Sep 15 2003, 7:05 PM EDT
 Att. 16,967 - Sunny - 68 F

livebaseballscorecards.com

AB 37
 R 13
 H 12
 RBI 13
 BB 5
 SO 4
 LOB 10



Batter	1	2	3	4	5	6	7	8	9	AB	R	H	RBI	BB	SO	LOB
Coco Crisp, S (1, 8) Zach Sorensen, S (9, PH) OBP: 0.321, SLG: 0.376 OBP: 0.273, SLG: 0.243	1-1 F8		1-0 P6		0-1 FC6-4 1B		2-2 2B 48 G3 1B		0-1 P5	4	1	2	0	0	0	0
Casey Blake, R (1, 5) Greg LaRocca, R (9, PH) OBP: 0.319, SLG: 0.427	0-2 48 CS 1B			4-2 48 E 41 2B BB	2-2 FC6-4 1-2f		1-1 48 G3 SF8 2B		4-1 48 G3 BB	3	2	2	0	1	0	1
48 Travis Hafner, L (1, 10) OBP: 0.344, SLG: 0.506	3-3 K 1-2			3-3 K 1-2		4-2 41 F9 SF7 BB	0-1 G3		1-0 G3	4	1	0	1	1	2	4
Alex Escobar, R (1, 9) OBP: 0.321, SLG: 0.419		1-3 K		1-1 G6-3 2-3		4-2 1B 41 F9 2 E BB	0-0 SF8		1-0 G6-3	3	1	0	1	1	1	2
41 Victor Martinez, S (1, 2) OBP: 0.340, SLG: 0.341		3-2 F7		0-0 3-H 2B		3-2 F9 1-2 2-3	4-2 WP BB			3	0	1	1	1	0	2
Ben Broussard, L (1, 3) OBP: 0.322, SLG: 0.450		0-1 F7		4-0 BB		3-1 SF7 3-H	3-2 G4-3 1-2			2	0	0	1	1	0	1
Chris Magruder, S (1, 7) OBP: 0.667, SLG: 1.222			3-2 HR	0-3 K		2-2 2 E 1B		1-2 G3-1		4	1	2	1	0	1	2
2 Jhonny Peralta, R (1, 6) OBP: 0.278, SLG: 0.313			0-0 L3		2-3 K	0-2 E5 1-2 3-H		1-3 K		4	0	0	0	0	2	1
Brandon Phillips, R (1, 4) OBP: 0.239, SLG: 0.308			2-3 K		1-2 F9	0-1 G1-3		1-3 K		4	0	0	0	0	2	2


Inning Stats	R: 0	H: 1	E: 0	K: 1	S: 8	LOB: 0	BB: 0	P: 12	R: 0	H: 0	E: 0	K: 1	S: 9	LOB: 0	BB: 0	P: 13	R: 1	H: 1	E: 0	K: 1	S: 9	R: 1	H: 1	E: 2	K: 2	S: 15	LOB: 2	BB: 2	P: 27	R: 0	H: 1	E: 0	K: 1	S: 12	R: 2	H: 1	E: 1	K: 0	S: 23	R: 2	H: 2	E: 0	K: 0	S: 14	R: 0	H: 0	E: 0	K: 2	S: 11	R: 0	H: 0	E: 0	K: 0	S: 5	1B: 4	2B: 2	3B: 0	HR: 1	SF: 2	SAC: 0	DP: 0	HBP: 0
--------------	------	------	------	------	------	--------	-------	-------	------	------	------	------	------	--------	-------	-------	------	------	------	------	------	------	------	------	------	-------	--------	-------	-------	------	------	------	------	-------	------	------	------	------	-------	------	------	------	------	-------	------	------	------	------	-------	------	------	------	------	------	-------	-------	-------	-------	-------	--------	-------	--------

PITCHER	IP	WLS	BF	H	R	ER	SO	BB	IBB	HBP	BLK	WP	HR	S	P	ERA	WHIP
Johan Santana, L (1, 1) ERA: 3.11	5.0		22	4	4	3	6	4	0	0	0	0	1	61	100	5.40	1.600
Grant Balfour, R (6, 1) ERA: 4.57	1.0		7	3	2	2	0	0	0	0	0	0	0	20	31	18.00	3.000
Jesse Orosco, L (7, 1) ERA: 7.24	1.0		4	0	0	0	0	1	0	0	0	1	0	9	16	0.00	1.000
Juan Rincon, R (8, 1) ERA: 3.51	1.0		3	0	0	0	2	0	0	0	0	0	0	11	14	0.00	0.000
51 Carlos Pulido, L (9, 1) ERA: 2.19	1.0		4	0	0	0	0	1	0	0	0	0	0	5	11	0.00	1.000

BOTTOM

Minnesota Twins @ Cleveland Indians
Jacobs Field, Cleveland, OH
 Mon Sep 15 2003, 7:05 PM EDT
 Att. 16,967 - Sunny - 68 F

AB	32
R	6
H	7
RBI	5
BB	6
SO	8
LOB	15



WP	PA	ERA	WHIP
1	40		

Kansas City Royals @ Cleveland Indians
 Jacobs Field, Cleveland, OH
 Tue Sep 16 2003, 7:05 PM EDT
 Att. 16,145 - Sunny - 71 F

AB	41
R	12
H	15
RBI	12
BB	3
SO	8
LOB	17



WP:	0	PA:	44
PB:	0		
SB:	3		
CS:	0		

AB R H RBI BB SO LOB

5	3	5	1	0	0	0
3	1	1	0	2	1	3
5	1	0	1	0	0	6
5	2	3	2	0	1	2
5	2	2	4	0	1	2
5	2	2	3	0	0	1
0	0	0	0	0	0	0
5	0	1	1	0	1	0
5	1	1	0	0	1	2
3	0	0	0	1	3	1

Batter	1	2	3	4	5	6	7	8	9
4 Angel Berroa, R OBP: 0.345, SLG: 0.467 (1, 6)	1-2 FC3-6 1B HR	1-1 29 S 29 S G6-3 1B		1-1 29 E 29 E 1B	0-0 2-H 3B		0-1 FC6-4 1B		
Carlos Beltrán, S OBP: 0.387, SLG: 0.511 (1, 8)	1-1 FC3-6 1B	4-2 29 G6-3 29 S 1B		2-3 K	4-1 29 G6-4-3 BB		2-1 FC6-4		
29 Mike Sweeney, R OBP: 0.398, SLG: 0.467 (1, 10)	0-1 L9	3-2 G6-3		1-1 E5 1B	2-2 G6-4-3			0-1 G6-3	
Raul Ibanez, L OBP: 0.347, SLG: 0.450 (1, 9) (9, 7)	3-1 FC3-6 HR	1-2 1B		0-1 1B HR	1-2 1B HR		1-2 FC1-6 1B		
Joe Randa, R OBP: 0.341, SLG: 0.452 (1, 5)	2-1 HR	3-3 K		1-0 HR 1B	1-2 HR 1B		1-2 FC1-6 G5-4-3		3-2 L9
Rondell White, R OBP: 0.329, SLG: 0.472 (1, 7)	3-1 E 2B		2-1 G5-3	2-1 HR	2-2 G5-4-3		2-2 G5-4-3		1-2 P4
Aaron Guiel, L OBP: 0.364, SLG: 0.521 (9, 9)				1-H 2-H HR					
Ken Harvey, R OBP: 0.316, SLG: 0.413 (1, 3)	0-0 E2 1B		1-0 G6-3	0-3 K			3-2 E6 G5-4-3		1-0 G6-3
Mendy López, R OBP: 0.307, SLG: 0.405 (1, 4)	1-2 F9		2-1 G5-3		0-1 4 3B 2B		0-0 G5-4-3		2-3 K
Brent Mayne, L OBP: 0.311, SLG: 0.351 (1, 2)		0-3 K		3-3 K	3-2 K		4-0 4 1B BB		

Inning Stats	R: 4	H: 5	E: 1	K: 0	S: 17	P: 28	R: 2	H: 2	E: 0	K: 2	S: 18	P: 30	R: 0	H: 0	E: 0	K: 0	S: 5	P: 10	R: 5	H: 4	E: 2	K: 3	S: 20	P: 30	R: 1	H: 2	E: 0	K: 1	S: 11	P: 20	R: 0	H: 1	E: 0	K: 0	S: 10	P: 14	R: 0	H: 1	E: 1	K: 0	S: 8	P: 17	R: 0	H: 0	E: 0	K: 1	S: 10	P: 14	R: 0	H: 0	E: 0	K: 1	S: 10	P: 14	R: 0	H: 0	E: 0	K: 1	S: 10	P: 14	1B: 10	SF: 0	2B: 2	SAC: 0	3B: 1	DP: 3	HR: 2	HBP: 0	WP: 0	PA: 44
--------------	------	------	------	------	-------	-------	------	------	------	------	-------	-------	------	------	------	------	------	-------	------	------	------	------	-------	-------	------	------	------	------	-------	-------	------	------	------	------	-------	-------	------	------	------	------	------	-------	------	------	------	------	-------	-------	------	------	------	------	-------	-------	------	------	------	------	-------	-------	--------	-------	-------	--------	-------	-------	-------	--------	-------	--------

PITCHER	IP	WLS	BF	H	R	ER	SO	BB	IBB	HBP	BLK	WP	HR	S	P	ERA	WHIP
Billy Traber, L ERA: 5.24 (1, 1)	1.2	L	13	7	6	6	1	1	0	0	0	0	1	31	51	32.40	4.800
David Lee, R ERA: 4.5 (2, 1)	1.1		4	0	0	0	1	0	0	0	0	0	0	9	17	0.00	0.000
Chad Durbin, R ERA: 7.27 (4, 1)	1.1		12	6	6	1	4	1	0	0	0	0	1	28	45	6.75	5.250
Jose Santiago, R ERA: 3.14 (5, 1)	2.2		9	2	0	0	0	1	0	0	0	0	0	21	36	0.00	1.125
Danys Baez, R ERA: 3.91 (8, 1)	2.0		6	0	0	0	2	0	0	0	0	0	0	20	28	0.00	0.000

Batter	1	2	3	4	5	6	7	8	9	AB R H RBI BB SO LOB
Coco Crisp, S OBP: 0.322, SLG: 0.381 (1, 8)	1-3 K	1-1 2B			1-3 K	2-0 2B		2-1 G3		5 0 2 4 0 2 3
Casey Blake, R OBP: 0.318, SLG: 0.423 (1, 5)	1-1 P2				2-3 K	2-2 F8			0-1 F8	4 0 0 0 1 1 2
Jody Gerut, L OBP: 0.336, SLG: 0.507 (1, 7)	0-2 K				1-1 G4-3				3-1 P2	5 0 0 0 0 2 2
Alex Escobar, R OBP: 0.314, SLG: 0.443 (1, 9)					3-3 K				2-3 K	5 1 1 1 0 3 1
41 Victor Martinez, S OBP: 0.338, SLG: 0.338 (1, 10)					0-2 G6-3				0-0 2B	4 2 1 0 0 0 0
Ben Broussard, L OBP: 0.319, SLG: 0.445 (1, 3)					1-3 K				0-0 G6-3	4 1 0 0 0 1 2
Josh Bard, S OBP: 0.277, SLG: 0.341 (1, 2)					4-2 BB				1-0 FC1-6	3 2 3 1 1 0 0
2 Jhonny Peralta, R OBP: 0.282, SLG: 0.318 (1, 6)					1-2 F7				4-2 FC1-6	3 1 1 1 1 0 3
Brandon Phillips, R OBP: 0.242, SLG: 0.311 (1, 4)					1-2 1B				1-2 FC1-6	4 1 2 1 0 0 4

Inning Stats	R: 0	H: 0	E: 0	K: 2	S: 8	H: 0	LOB: 0	BB: 0	P: 10	R: 4	H: 4	E: 1	K: 0	S: 11	H: 0	LOB: 1	BB: 1	P: 20	R: 0	H: 0	E: 0	K: 1	S: 15	R: 0	H: 1	E: 0	K: 2	S: 11	H: 4	LOB: 1	BB: 0	P: 16	R: 4	H: 4	E: 1	K: 1	S: 14	R: 0	H: 0	E: 0	K: 0	S: 5	R: 0	H: 1	E: 0	K: 0	S: 10	R: 0	H: 0	E: 0	K: 1	S: 7	H: 0	LOB: 0	BB: 0	P: 9	R: 0	H: 1	E: 0	K: 0	S: 10	R: 0	H: 0	E: 0	K: 1	S: 7	1B: 5	SF: 0	2B: 5	SAC: 0	3B: 0	DP: 1	HR: 1	HBP: 0	CS: 1	WP: 0	PA: 40
--------------	------	------	------	------	------	------	--------	-------	-------	------	------	------	------	-------	------	--------	-------	-------	------	------	------	------	-------	------	------	------	------	-------	------	--------	-------	-------	------	------	------	------	-------	------	------	------	------	------	------	------	------	------	-------	------	------	------	------	------	------	--------	-------	------	------	------	------	------	-------	------	------	------	------	------	-------	-------	-------	--------	-------	-------	-------	--------	-------	-------	--------

PITCHER	IP	WLS	BF	H	R	ER	SO	BB	IBB	HBP	BLK	WP	HR	S	P	ERA	WHIP
Darrell May, L ERA: 3.65 (1, 1)	5.2		26	7	7	2	8	2	0	0	0	0	1	64	96	3.18	1.588
Jason Grimsley, R ERA: 5.13 (6, 1)	0.1		3	2	1	0	0	0	0	0	0	0	0	6	10	0.00	6.000
Al Levine, R ERA: 2.74 (7, 1)	2.0		8	1	0	0	0	1	0	0	0	0	0	15	27	0.00	1.000
Curt Leskanic, R ERA: 2.36 (9, 1)	1.0		3	0	0	0	1	0	0	0	0	0	0	7	12	0.00	0.000

BOTTOM

Kansas City Royals @ Cleveland Indians
Jacobs Field, Cleveland, OH
 Tue Sep 16 2003, 7:05 PM EDT
 Att. 16,145 - Sunny - 71 F

livebaseballscorecards.com

AB	37
R	8
H	10
RBI	8
BB	3
SO	9
LOB	17



Batter	1	2	3	4	5	6	7	8	9	AB R H RBI BB SO LOB	TOP
4 Angel Berroa, R (1, 6) OBP: 0.344, SLG: 0.464 Julius Matos, R (8, 6) OBP: 0.265, SLG: 0.375	1-1 G3		0-3 K			1-1 FC5-4 FC4-6 1-2f		4-2 BB		3 0 0 0 1 1 1 0 0 0 0 0 0 0	
Carlos Beltrán, S (1, 8) OBP: 0.386, SLG: 0.509 9 David DeJesus, L (8, 8) OBP: 0.265, SLG: 0.375	2-2 G3			1-1 G4-3 FC3-2 1B		0-0 FC4-6 FC5-4 1-2f		2-3 K		4 0 1 0 0 1 2 0 0 0 0 0 0 0	
Rondell White, R (1, 10) OBP: 0.327, SLG: 0.468	2-2 G5-3			1-1 G4-3 1-3		1-1 FC5-4 1-2f		3-3 K		4 0 0 0 0 1 3	
Raul Ibanez, L (1, 7) OBP: 0.348, SLG: 0.451 Dee Brown, L (8, 7) OBP: 0.283, SLG: 0.336		4-1 G6-4-3 BB		1-0 FC3-2 3-H		3-2 G4-3 2B		3-2 F7		3 1 1 0 1 0 2 0 0 0 0 0 0 0	
Joe Randa, R (1, 5) OBP: 0.339, SLG: 0.449 Jarrod Patterson, L (8, 5) OBP: 0.316, SLG: 0.188		0-1 G6-4-3 1-2f		3-2 G6-3		1-0 G4-3 2-3		3-3 K		3 0 0 0 0 0 3 1 0 0 0 0 1 0	
Aaron Guiel, L (1, 9) OBP: 0.366, SLG: 0.524		1-2 1B		0-3 K		0-0 1B 2B		1-2 F8		4 0 2 1 0 1 0	
Ken Harvey, R (1, 3) OBP: 0.316, SLG: 0.410		1 SAFE 1 SAFE 0-3 K		2-2 G1-3		4-1 1B BB		1-0 G6-3		3 0 0 0 1 1 1	
Desi Relaford, S (1, 4) OBP: 0.321, SLG: 0.389			2-3 K		1-0 G6-3		0-0 29 G6-4-3 1-2 2-3 1B			3 0 1 0 0 1 0	
Brent Mayne, L (1, 2) OBP: 0.312, SLG: 0.350 29 Mike Sweeney, R (7, PH) OBP: 0.397, SLG: 0.466 Tom Prince, R (7, 2) OBP: 0.320, SLG: 0.395			3-2 G5-3		3-2 4 FC5-4 HBP		1-0 G6-4-3 1-2f			1 0 0 0 0 0 0 1 0 0 0 0 0 3 0 0 0 0 0 0 0	
Inning Stats	R: 0 E: 0 K: 0 S: 8 H: 0 LOB: 0 BB: 0 P: 13	R: 0 E: 0 K: 1 S: 9 H: 1 LOB: 1 BB: 1 P: 14	R: 0 E: 0 K: 2 S: 12 H: 0 LOB: 0 BB: 0 P: 17	R: 0 E: 0 K: 0 S: 8 H: 1 LOB: 1 BB: 0 P: 14	R: 0 E: 0 K: 1 S: 7 H: 0 LOB: 0 BB: 0 P: 10	R: 0 E: 0 K: 0 S: 7 H: 0 LOB: 1 BB: 0 P: 12	R: 1 E: 0 K: 0 S: 9 H: 3 LOB: 2 BB: 1 P: 18	R: 0 E: 0 K: 2 S: 18 H: 0 LOB: 1 BB: 1 P: 30	R: 0 E: 0 K: 1 S: 7 H: 0 LOB: 0 BB: 0 P: 12	1B: 3 2B: 2 3B: 0 HR: 0 SF: 0 SAC: 0 DP: 2 HBP: 1	WP: 0 PB: 0 SB: 1 CS: 0 PA: 34
PITCHER	IP WLS BF H R ER SO BB IBB HBP BLK WP HR S P ERA WHIP	IP WLS BF H R ER SO BB IBB HBP BLK WP HR S P ERA WHIP	IP WLS BF H R ER SO BB IBB HBP BLK WP HR S P ERA WHIP	IP WLS BF H R ER SO BB IBB HBP BLK WP HR S P ERA WHIP	IP WLS BF H R ER SO BB IBB HBP BLK WP HR S P ERA WHIP	IP WLS BF H R ER SO BB IBB HBP BLK WP HR S P ERA WHIP	IP WLS BF H R ER SO BB IBB HBP BLK WP HR S P ERA WHIP	IP WLS BF H R ER SO BB IBB HBP BLK WP HR S P ERA WHIP	IP WLS BF H R ER SO BB IBB HBP BLK WP HR S P ERA WHIP	IP WLS BF H R ER SO BB IBB HBP BLK WP HR S P ERA WHIP	IP WLS BF H R ER SO BB IBB HBP BLK WP HR S P ERA WHIP
37 Jake Westbrook, R (1, 1) ERA: 4.36	6.1 W 25 4 1 1 4 2 0 1 0 0 0 58 95 1.42 0.947	1.2 6 1 0 0 2 1 0 0 0 0 0 0 20 33 0.00 1.200	1.0 3 0 0 0 1 0 0 0 0 0 0 0 7 12 0.00 0.000								
Jack Cressend, R (7, 1) ERA: 2.16											
David Riske, R (9, 1) ERA: 2.23											

Kansas City Royals @ Cleveland Indians
 Jacobs Field, Cleveland, OH
 Wed Sep 17 2003, 7:05 PM EDT
 Att. 16,363 - Sunny - 73 F

AB	30
R	1
H	5
RBI	1
BB	3
SO	7
LOB	15



Batter	1	2	3	4	5	6	7	8	9	AB	R	H	RBI	BB	SO	LOB
Coco Crisp, S OBP: 0.320, SLG: 0.378 (1, 8)	0-2 G3-1	1-3 K		2-1 L7		4-1 1B BB	0-0 SF7			3	0	0	1	1	1	1
Jody Gerut, L OBP: 0.337, SLG: 0.504 (1, 7)	2-2 G3-1	4-1 BB			1-1 G3-1	0-0 1B	G3			4	0	1	2	1	0	2
Ben Broussard, L OBP: 0.317, SLG: 0.440 (1, 3)	4-1 41 1B BB	1-3 K			2-0 G4-3	2-2 G4-3		2-2 F8		4	1	0	0	1	1	4
Alex Escobar, R OBP: 0.333, SLG: 0.494 Chris Magruder, S OBP: 0.700, SLG: 1.300 (1, 9) (8, 9)	1-2 41 1B 1B		0-0 G5-3		1-1 HR		1-0 41 E 2 1B 1B	0-0 2B		4	2	3	1	0	0	0
41 Victor Martinez, S OBP: 0.333, SLG: 0.333 (1, 2)	3-2 1B		3-3 K		0-1 G3		0-0 2 1B HBP	1-0 L9		5	1	1	1	0	1	2
48 Travis Hafner, L OBP: 0.341, SLG: 0.511 (1, 10)	2-2 P6		2-1 HR		0-0 G4-3	3-2 G3	2-2 P4			5	1	1	1	0	0	5
Greg LaRocca, R OBP: 0.500, SLG: 0.400 (1, 5)		0-1 2 2B 1B		1-2 P4		3-1 BB 1B 1B	2-2 E1 HBP 2 1B SF7			4	3	2	0	0	0	2
2 Jhonny Peralta, R OBP: 0.286, SLG: 0.326 (1, 6)		2-1 1-H 2B		1-3 K		1 SAFE 1-3 K	1-2 HBP 1B			4	0	2	2	0	2	1
Brandon Phillips, R OBP: 0.245, SLG: 0.311 (1, 4)		1-3 K		1-3 K		1 SAFE 1-2 1B	1-0 HBP			3	1	1	1	0	2	1

Inning Stats	R: 1	H: 2	E: 0	LOB: 2	K: 0	BB: 1	S: 18	R: 1	H: 2	E: 0	LOB: 2	K: 3	BB: 1	S: 14	R: 1	H: 1	E: 0	LOB: 0	K: 1	BB: 0	S: 9	R: 0	H: 0	E: 0	LOB: 0	K: 2	BB: 0	S: 10	R: 1	H: 1	E: 0	LOB: 0	K: 0	BB: 0	S: 7	R: 2	H: 3	E: 0	LOB: 2	K: 1	BB: 1	S: 15	R: 3	H: 2	E: 2	LOB: 2	K: 0	BB: 0	S: 14	R: 0	H: 1	E: 0	LOB: 1	K: 0	BB: 0	S: 9
1B: 8	SF: 1	3B: 0	SAC: 0	DP: 0	HR: 2	HBP: 1	WP: 0	PA: 42																																																

PITCHER	IP	WLS	BF	H	R	ER	SO	BB	IBB	HBP	BLK	WP	HR	S	P	ERA	WHIP
Paul Abbott, R ERA: 4.95 (1, 1)	5.0	L	23	6	4	4	6	2	0	0	0	0	2	58	93	7.20	1.600
Nate Field, R ERA: 4.58 (6, 1)	0.2		5	2	2	2	1	1	0	0	0	0	0	11	20	27.00	4.500
Graeme Lloyd, L ERA: 4.93 (6, 1)	0.2		5	2	2	0	0	0	0	0	0	0	0	9	15	0.00	3.000
51 Kris Wilson, R ERA: 4.54 (7, 1)	1.2		9	2	1	0	0	0	0	1	0	0	0	18	28	0.00	1.200

BOTTOM

Kansas City Royals @ Cleveland Indians
 Jacobs Field, Cleveland, OH
 Wed Sep 17 2003, 7:05 PM EDT
 Att. 16,363 - Sunny - 73 F

AB	37
R	9
H	12
RBI	9
BB	3
SO	7
LOB	18



PITCHER	IP	WLS	BF	H	R	ER	SO	BB	IBB	HBP	BLK	WP	HR	S	P	ERA	WHIP
Paul Abbott, R ERA: 4.95 (1, 1)	5.0	L	23	6	4	4	6	2	0	0	0	0	2	58	93	7.20	1.600
Nate Field, R ERA: 4.58 (6, 1)	0.2		5	2	2	2	1	1	0	0	0	0	0	11	20	27.00	4.500
Graeme Lloyd, L ERA: 4.93 (6, 1)	0.2		5	2	2	0	0	0	0	0	0	0	0	9	15	0.00	3.000
51 Kris Wilson, R ERA: 4.54 (7, 1)	1.2		9	2	1	0	0	0	0	1	0	0	0	18	28	0.00	1.200

Batter	1	2	3	4	5	6	7	8	9	AB R H RBI BB SO LOB	TOP	
4 Angel Berroa, R OBP: 0.342, SLG: 0.462 (1, 6)	1-1 G6-3		0-0 SF9	1-1 F9			1-3 K			3 0 0 1 0 1 1		
Carlos Beltrán, S OBP: 0.387, SLG: 0.513 (1, 8)	3-2 29 1B 3B		2-1 1B 1B 29 G1-3		3-1 G5-3		0-1 G5-3			4 1 2 0 0 0 0		
29 Mike Sweeney, R OBP: 0.396, SLG: 0.463 (1, 10)	0-2 FC3-6 1B		0-0 G1-3		2-0 F9			0-1 G4-3		4 0 1 1 0 0 2		
Raul Ibanez, L OBP: 0.349, SLG: 0.454 (1, 7)	0-2 FC3-6 1B		2-2 S 1B		3-3 K			0-1 2B		4 0 2 1 0 1 1		
Joe Randa, R OBP: 0.340, SLG: 0.451 (1, 5)	1-2 CS 1-2	2-1 F9	4-2 1B BB		2-1 G4-3 2B			2-1 P6		3 0 1 0 1 0 1		
Ken Harvey, R OBP: 0.313, SLG: 0.407 (1, 3)			0-1 G6-3	1-0 G6-3		0-0 G5-3		0-1 G5-3		4 0 0 0 0 0 5		
Aaron Guiel, L OBP: 0.362, SLG: 0.517 (1, 9)		1-2 G4-3		0-3 K		2-1 G4-3		1-2 G5-3		4 0 0 0 0 1 1		
Desi Relaford, S OBP: 0.321, SLG: 0.388 (1, 4)			1-0 E 4 SF9 1B 1B	1-3 K		3-2 F8		0-2 L6		4 1 1 0 0 1 1		
Mike DiFelice, R OBP: 0.295, SLG: 0.380 (1, 2)			0-1 E7 29 G1-3 1B 1B	1-0 HBP			3-3 K		0-0 F9	3 1 1 0 0 1 0		
Inning Stats	R: 1 H: 2 E: 0 LOB: 0 K: 0 BB: 0 S: 14 P: 19	R: 0 H: 0 E: 0 LOB: 0 K: 0 BB: 0 S: 7 P: 10	R: 2 H: 4 E: 1 LOB: 3 K: 0 BB: 1 S: 14 P: 24	R: 0 H: 0 E: 0 LOB: 1 K: 2 BB: 0 S: 8 P: 11	R: 0 H: 0 E: 0 LOB: 0 K: 1 BB: 0 S: 6 P: 14	R: 0 H: 1 E: 0 LOB: 1 K: 0 BB: 0 S: 8 P: 15	R: 0 H: 0 E: 0 LOB: 0 K: 2 BB: 0 S: 12 P: 16	R: 0 H: 1 E: 0 LOB: 1 K: 0 BB: 0 S: 8 P: 10	R: 0 H: 0 E: 0 LOB: 0 K: 0 BB: 0 S: 9 P: 10	1B: 5 SF: 1 2B: 2 SAC: 0 3B: 1 DP: 0 HR: 0 HBP: 1	WP: 0 PA: 37 PB: 0 SB: 1 CS: 1	
PITCHER CC Sabathia, L (1, 1) ERA: 3.63 63 Rafael Betancourt, R (8, 1) ERA: 2.06	IP WLS BF H R ER SO BB IBB HBP BLK WP HR S P ERA WHIP											
	7.0 L 29 7 3 3 5 1 0 1 0 0 0 0 69 109 3.86 1.143											
	2.0 7 1 0 0 0 0 0 0 0 0 0 0 17 20 0.00 0.500											

Kansas City Royals @ Cleveland Indians
 Jacobs Field, Cleveland, OH
 Thu Sep 18 2003, 7:05 PM EDT
 Att. 17,275 - Overcast - 71 F

livebaseballscorecards.com

AB	33
R	3
H	8
RBI	3
BB	1
SO	5
LOB	12



Batter	1	2	3	4	5	6	7	8	9	AB	R	H	RBI	BB	SO	LOB
Coco Crisp, S OBP: 0.319, SLG: 0.377 (1, 8)	2-2 F9		0-0 G6-3		2-1 1B			0-0 L7		4	0	1	1	0	0	0
Casey Blake, R OBP: 0.317, SLG: 0.422 (1, 5)	1-2 1B FC5-4		3-0 F8		2-2 F9			1-3 K		4	1	1	0	0	1	1
Jody Gerut, L OBP: 0.336, SLG: 0.502 (1, 7)	2-1 FC5-4 1B		0-0 L4				2-3 K	0-1 F7		4	0	1	0	0	1	0
Alex Escobar, R OBP: 0.319, SLG: 0.471 (1, 9)	1-1 FC5-4			3-3 K2-3		1-0 G6-3		1-0 F8		4	0	0	1	0	1	1
48 Travis Hafner, L OBP: 0.337, SLG: 0.504 (1, 10)	3-3 K			1-0 G3		2-3 K		2-1 G4-3		4	0	0	0	0	2	1
41 Victor Martinez, S OBP: 0.331, SLG: 0.331 (1, 2)		0-0 G6-4-3 1B		1-2 P6			2-2 L8	0-0 F7		4	0	1	0	0	0	0
Ben Broussard, L OBP: 0.320, SLG: 0.440 (1, 3)		0-0 G6-4-3 1B			4-1 1B BB		1-0 L7			2	1	1	0	1	0	0
2 Jhonny Peralta, R OBP: 0.290, SLG: 0.327 (1, 6)		1-0 G6-4-3		0-2 L6-3 1B			4-0 BB			2	0	1	0	1	0	2
Brandon Phillips, R OBP: 0.243, SLG: 0.308 (1, 4)		1-2 F9		0-0 L6-3			0-3 K			3	0	0	0	0	1	4

Inning Stats	R: 1	H: 2	E: 0	K: 1	S: 13	R: 0	H: 2	E: 0	K: 0	S: 6	R: 0	H: 0	E: 0	K: 0	S: 3	R: 0	H: 0	E: 0	K: 1	S: 8	R: 1	H: 2	E: 0	K: 0	S: 11	R: 0	H: 0	E: 0	K: 2	S: 9	R: 0	H: 0	E: 0	K: 1	S: 7	R: 0	H: 0	E: 0	K: 1	S: 7	R: 0	H: 0	E: 0	K: 0	S: 4	R: 0	H: 0	E: 0	K: 0	S: 4	1B: 6	SF: 0	2B: 1	SAC: 0	3B: 0	DP: 2	HR: 0	HBP: 0	WP: 0	PA: 33
--------------	------	------	------	------	-------	------	------	------	------	------	------	------	------	------	------	------	------	------	------	------	------	------	------	------	-------	------	------	------	------	------	------	------	------	------	------	------	------	------	------	------	------	------	------	------	------	------	------	------	------	------	-------	-------	-------	--------	-------	-------	-------	--------	-------	--------

PITCHER	IP	WLS	BF	H	R	ER	SO	BB	IBB	HBP	BLK	WP	HR	S	P	ERA	WHIP
Jose Lima, R ERA: 3.9 (1, 1)	5.0	W	20	6	2	2	2	1	0	0	0	0	0	41	68	3.60	1.400
Jeremy Affeldt, L ERA: 4.02 (6, 1)	3.0	H	10	0	0	0	4	1	0	0	0	0	0	23	36	0.00	0.333
Curt Leskanic, R ERA: 2.31 (9, 1)	1.0	S	3	0	0	0	0	0	0	0	0	0	0	4	7	0.00	0.000

BOTTOM

Kansas City Royals @ Cleveland Indians
Jacobs Field, Cleveland, OH
Thu Sep 18 2003, 7:05 PM EDT
Att: 17,275 - Overcast - 71 F

AB	31
R	2
H	6
RBI	2
BB	2
SO	6
LOB	9



WP	PA	ERA	WHIP
0	33		

livebaseballscores.com

Batter	1	2	3	4	5	6	7	8	9	AB R H RBI BB SO LOB	TOP																							
Damian Jackson, R OBP: 0.285, SLG: 0.315 (1, 8) (8, 4)	1-1 F8		1-2 G4-3		1-1 P4			2-0 1B 2B		4 0 1 0 0 0 1	Boston Red Sox @ Cleveland Indians Jacobs Field, Cleveland, OH Fri Sep 19 2003, 7:05 PM EDT Att. 20,374 - Overcast - 67 F																							
Todd Walker, L OBP: 0.332, SLG: 0.415 Adrian Brown, S (1, 4) (8, 8)	1-2 P4		1-0 SF8			1-2 F7		1-2 G1-3		3 0 0 1 0 0 1 0 0 0 0 0 0 0																								
Nomar Garciaparra, R OBP: 0.351, SLG: 0.532 (1, 6)	0-3 K		3-H 0-0 HR			1-1 1B 1B		2-1 1B 2-3 1B		4 1 3 1 0 1 0																								
Manny Ramirez, R OBP: 0.426, SLG: 0.585 (1, 7)		2-3 K	1-0 F8			3-1 1B FC5-4 1B		4-2 1-2 BB		3 0 1 0 1 1 0																								
34 David Ortiz, L OBP: 0.364, SLG: 0.575 (1, 10)		0-1 G4-3		3-3 K		0-1 F7		1-3 K		4 0 0 0 0 2 5																								
Kevin Miller, R OBP: 0.347, SLG: 0.464 (1, 3)		0-0 2B 1B		1-3 K		2-2 FC5-4 1-2f		3-3 K		4 0 1 0 0 2 5																								
Jason Varitek, S OBP: 0.355, SLG: 0.519 (1, 2)		1-0 1-3 2B		2-0 G6-3		0-1 G3		1-1 L7		4 0 1 0 0 0 0																								
Lou Merloni, R OBP: 0.372, SLG: 0.367 (1, 5)		0-2 G5-3		0-0 G6-3		4-0 BB G6-4-3		1-2 G6-3		3 0 0 0 1 0 2																								
Gabe Kapler, R OBP: 0.329, SLG: 0.381 (1, 9)			1-1 G4-3 SF8 2B		2-2 G5-3		1-0 G6-4-3 1-2f		1-1 G6-3	4 1 1 0 0 0 1																								
Inning Stats	R: 0 E: 0 K: 1 S: 8	H: 0 LOB: 0 BB: 0 P: 10	R: 0 E: 0 K: 1 S: 10	H: 2 LOB: 2 BB: 0 P: 13	R: 2 E: 0 K: 0 S: 8	H: 2 LOB: 0 BB: 0 P: 12	R: 0 E: 0 K: 2 S: 9	H: 0 LOB: 0 BB: 0 P: 15	R: 0 E: 0 K: 0 S: 7	H: 0 LOB: 0 BB: 0 P: 10	R: 0 E: 0 K: 0 S: 12	H: 2 LOB: 2 BB: 0 P: 19	R: 0 E: 0 K: 0 S: 3	H: 0 LOB: 0 BB: 1 P: 8	R: 0 E: 0 K: 2 S: 15	H: 2 LOB: 3 BB: 1 P: 28	R: 0 E: 0 K: 0 S: 7	H: 0 LOB: 0 BB: 0 P: 10	1B: 4 2B: 3 3B: 0 HR: 1	SF: 1 SAC: 0 DP: 1 HBP: 0	WP: 0 PB: 0 SB: 0 CS: 0	PA: 36												
PITCHER Jason Stanford, L ERA: 4.09 Danys Baez, R ERA: 3.86 Jason Boyd, R ERA: 4.47	IP 7.0	WLS L	BF 27	H 6	R 2	ER 2	SO 4	BB 1	IBB 0	HBP 0	BLK 0	WP 0	HR 1	S 57	P 87	ERA 2.57	WHIP 1.000																	
												PITCHER	IP	WLS	BF	H	R	ER	SO	BB	IBB	HBP	BLK	WP	HR	S	P	ERA	WHIP					

livebaseballscorecards.com

AB	33
R	2
H	8
RBI	2
BB	2
SO	6
LOB	15



Batter	1	2	3	4	5	6	7	8	9	AB R H RBI BB SO LOB	TOP																									
Damian Jackson, R (1, 4) OBP: 0.288, SLG: 0.313	4-1 BB BB		2-3 K		2-2 G6-4-3 1-2f		1-2 FC6-4 1B		1-2 F9	4 1 1 0 1 1 1																										
Lou Merloni, R (1, 5) OBP: 0.368, SLG: 0.363	1-3 K		0-1 G5-3			0-0 F9	0-0 FC6-4 1B		2-2 G1-4-3	5 0 1 0 0 1 1																										
Nomar Garciaparra, R (1, 6) OBP: 0.349, SLG: 0.528	0-3 K		0-1 G5-3			1-1 F9	2-2 FC6-4			4 0 0 1 0 1 2																										
Manny Ramirez, R (1, 7) OBP: 0.427, SLG: 0.583	4-2 BB			1-3 K		1-0 34 1B	2-2 P4			3 1 1 0 1 1 1																										
34 David Ortiz, L (1, 10) OBP: 0.363, SLG: 0.572	1-1 P5			0-1 P4		1-3 1B		3-3 K		4 0 1 0 0 1 2																										
Kevin Miller, R (1, 3)		1-0 G6-3		0-2 2B		1-2 1B		0-0 P4		4 0 2 1 0 0 0																										
Trot Nixon, L (1, 9) OBP: 0.400, SLG: 0.578		1-0 HR		3-3 K		0-0 F9		4-1 BB		3 1 1 1 1 1 3																										
Jason Varitek, S (1, 2) OBP: 0.354, SLG: 0.519		3-2 G6-3			0-1 F9		2-2 1B	0-3 K		4 1 1 0 0 1 1																										
Gabe Kapler, R (1, 8) OBP: 0.332, SLG: 0.383		2-2 G6-3			1-1 G6-4-3 1B		0-0 CS 1B		0-2 G6-3	4 0 2 1 0 0 0																										
Inning Stats	R: 0 E: 0 K: 2 S: 12	H: 0 LOB: 2 BB: 2 P: 22	R: 1 E: 0 K: 0 S: 12	H: 1 LOB: 0 BB: 0 P: 19	R: 0 E: 0 K: 1 S: 7	H: 0 LOB: 0 BB: 0 P: 9	R: 0 E: 0 K: 2 S: 12	H: 1 LOB: 1 BB: 0 P: 16	R: 0 E: 0 K: 0 S: 7	H: 1 LOB: 0 BB: 0 P: 10	R: 1 E: 0 K: 0 S: 11	H: 3 LOB: 2 BB: 0 P: 14	R: 2 E: 0 K: 0 S: 14	H: 4 LOB: 1 BB: 0 P: 21	R: 0 E: 0 K: 2 S: 9	H: 0 LOB: 1 BB: 1 P: 16	R: 0 E: 0 K: 0 S: 10	H: 0 LOB: 0 BB: 0 P: 13	1B: 7 2B: 2 3B: 0 HR: 1	SF: 0 SAC: 0 DP: 1 HBP: 0	WP: 0 PB: 0 SB: 0 CS: 1	PA: 38														
PITCHER	IP WLS BF H R ER SO BB IBB HBP BLK WP HR S P ERA WHIP																																			
Terry Mulholland, L (1, 1) ERA: 4.89	6.0		25	6	2	2	5	2	0	0	0	0	1	61	90	3.00	1.333																			
Jack Cressend, R (7, 1) ERA: 2.57	0.1		4	4	2	2	0	0	0	0	0	0	0	8	11	54.00	12.000																			
David Lee, R (7, 1) ERA: 3.86	0.2	W	2	0	0	0	0	0	0	0	0	0	0	6	10	0.00	0.000																			
63 Rafael Betancourt, R (8, 1) ERA: 2.0	1.0		4	0	0	0	2	1	0	0	0	0	0	9	16	0.00	1.000																			
Jason Boyd, R (9, 1) ERA: 4.38	1.0		3	0	0	0	0	0	0	0	0	0	0	10	13	0.00	0.000																			

Boston Red Sox @ Cleveland Indians
Jacobs Field, Cleveland, OH
 Sat Sep 20 2003, 7:05 PM EDT
 Att. 23,242 - Sunny - 63 F

livebaseballscorecards.com

AB	35
R	4
H	10
RBI	4
BB	3
SO	7
LOB	11



Batter	1	2	3	4	5	6	7	8	9	AB	R	H	RBI	BB	SO	LOB
Coco Crisp, S (1, 8) OBP: 0.315, SLG: 0.369	0-2 G3			0-1 G6-3	0-0 G4-3		1-0 E4 2B	4-2 2B 1B BB		4	2	0	0	1	0	3
Casey Blake, R (1, 5) OBP: 0.317, SLG: 0.424	2-3 K			0-2 1B 1B		0-0 G5-3	3-2 41 BB HBP 2B	0-1 1B 2B		5	2	3	3	0	1	0
Jody Gerut, L (1, 7) OBP: 0.336, SLG: 0.499	0-0 G4-3			1-0 1B		1-1 S 1B	1-2 F7	0-3 K		5	0	2	0	0	1	3
Alex Escobar, R (1, 9) OBP: 0.320, SLG: 0.457			3-2 G5-3	0-1 P4		2-3 K	4-0 HBP 41 BB 1B IBB	3-2 41 WP 3B 1B		4	2	1	2	1	1	3
48 Travis Hafner, L (1, 10) OBP: 0.332, SLG: 0.493			2-2 G4-3	0-0 G4-3		1-3 K	4-1 HBP 1B BB	4-0 3B 1B		3	0	0	0	0	1	3
41 Victor Martinez, S (7, PH) OBP: 0.344, SLG: 0.331										0	2	0	0	2	0	0
Ben Broussard, L (1, 3) OBP: 0.320, SLG: 0.450			1-1 G3			0-1 HR		1-2 3B BB		4	1	2	4	0	0	0
Josh Bard, S (1, 2) OBP: 0.279, SLG: 0.353			1-1 G3-1			0-0 G1-3		2-3 K		5	1	2	3	0	1	1
2 Jhonny Peralta, R (1, 6) OBP: 0.294, SLG: 0.330			2-0 G6-3			0-0 56 FC4-6 1B		1-1 G5-3		4	1	2	0	0	0	0
56 Angel Santos, S (1, 4) OBP: 0.264, SLG: 0.435			0-0 G6-3			0-0 FC4-6		0-0 WP 2B		3	1	1	0	0	0	1
Brandon Phillips, R (8, 4) OBP: 0.243, SLG: 0.311						1-2 1B		0-0 WP 2B		1	1	1	0	0	0	0

Inning Stats	R: 0	H: 0	E: 0	K: 1	S: 8	LOB: 0	BB: 0	P: 10
	R: 0	H: 0	E: 0	K: 0	S: 8	LOB: 0	BB: 0	P: 14
	R: 0	H: 0	E: 0	K: 0	S: 4	LOB: 0	BB: 0	P: 7
	R: 0	H: 2	E: 0	K: 0	S: 9	LOB: 2	BB: 0	P: 10
	R: 1	H: 2	E: 0	K: 0	S: 6	LOB: 1	BB: 0	P: 6
	R: 0	H: 1	E: 0	K: 2	S: 9	LOB: 1	BB: 0	P: 13
	R: 7	H: 5	E: 1	K: 0	S: 23	LOB: 2	BB: 2	P: 43
	R: 5	H: 4	E: 0	K: 2	S: 20	LOB: 1	BB: 2	P: 35

PITCHER	IP	WLS	BF	H	R	ER	SO	BB	IBB	HBP	BLK	WP	HR	S	P	ERA	WHIP
Derek Lowe, R (1, 1) ERA: 4.56	6.1	L	29	9	6	5	3	0	0	0	0	1	2	59	83	7.11	1.421
Scott Sauerbeck, L (7, 1) ERA: 4.86	0.2		5	1	2	1	0	1	1	1	0	0	0	8	20	13.50	3.000
Scott Williamson, R (8, 1) ERA: 4.33	0.2		7	3	5	5	1	2	0	0	0	2	0	14	26	67.50	7.500
Brandon Lyon, R (8, 1) ERA: 3.95	0.1		2	1	0	0	1	0	0	0	0	0	0	6	9	0.00	3.000

BOTTOM

Boston Red Sox @ Cleveland Indians
Jacobs Field, Cleveland, OH

Sat Sep 20 2003, 7:05 PM EDT
Att. 23,242 - Sunny - 63 F

AB	38
R	13
H	14
RBI	12
BB	4
SO	5
LOB	14



PITCHER	IP	WLS	BF	H	R	ER	SO	BB	IBB	HBP	BLK	WP	HR	S	P	ERA	WHIP
	1B: 8	SF: 0										WP: 3					PA: 43
	2B: 3	SAC: 0										PB: 0					
	3B: 1	DP: 0										SB: 1					
	HR: 2	HBP: 1										CS: 0					

Batter	1	2	3	4	5	6	7	8	9	AB R H RBI BB SO LOB	TOP
18 Johnny Damon, L (1, 8) OBP: 0.346, SLG: 0.408	3-2 F9 ①		2-1 P4 ②		1-1 G6-3 ①			2-1 F7 ①		4 0 0 0 0 0 1	Boston Red Sox @ Cleveland Indians Jacobs Field, Cleveland, OH Sun Sep 21 2003, 1:05 PM EDT Att. 27,655 - Sunny - 68 F
Nomar Garciaparra, R (1, 6) OBP: 0.349, SLG: 0.526 Lou Merloni, R (9, 4) OBP: 0.368, SLG: 0.363	0-0 F9 ②		0-0 G6-3 ③		1-0 P3 ②			2-0 S HBP	3 0 0 0 0 0 1 0 0 0 0 0 0 0		
Todd Walker, L (1, 4) OBP: 0.332, SLG: 0.413 Damian Jackson, R (8, 4) OBP: 0.288, SLG: 0.313	1-1 F9 ③			2-1 E HBP	0-1 F9 ③			1-0 F7 ②	3 1 0 0 0 0 2 0 0 0 0 0 0 0		
Manny Ramirez, R (1, 10) OBP: 0.426, SLG: 0.583		3-2 K ①		0-0 E6 G6-3 2B		1-3 K ①		3-3 K ③	4 1 1 1 0 3 1		
Kevin Millar, R (1, 3) OBP: 0.349, SLG: 0.467		2-2 BB 1B		0-0 G6-3 ①		0-2 F7 ②		1-0 CS 1B	4 0 2 1 0 0 0		
Bill Mueller, S (1, 5) OBP: 0.401, SLG: 0.548		4-2 SAFE 1B BB		0-2 G6-3 ②		2-1 P3 ③		3-3 SAFE 1B	3 0 0 0 1 1 1		
Jason Varitek, S (1, 2) OBP: 0.353, SLG: 0.516		1-3 K ②		1-2 1B			0-3 K ①	2-3 K ③	4 0 1 0 0 3 2		
Trot Nixon, L (1, 9) OBP: 0.398, SLG: 0.574		2-2 P6 ③		1-3 K ③			1-3 K ②		3 0 0 0 0 2 3		
Gabe Kapler, R (1, 7) OBP: 0.332, SLG: 0.379			2-3 K ①		4-0 18 G6-3 BB		2-1 F8 ③		2 0 0 0 1 1 0		
Inning Stats	R: 0 H: 0 E: 0 LOB: 0 K: 0 BB: 0 S: 6 P: 10	R: 0 H: 1 E: 0 LOB: 2 K: 2 BB: 1 S: 14 P: 26	R: 0 H: 0 E: 0 LOB: 0 K: 1 BB: 0 S: 6 P: 10	R: 2 H: 2 E: 1 LOB: 1 K: 1 BB: 0 S: 14 P: 18	R: 0 H: 0 E: 0 LOB: 1 K: 0 BB: 1 S: 5 P: 11	R: 0 H: 0 E: 0 LOB: 0 K: 1 BB: 0 S: 9 P: 12	R: 0 H: 0 E: 0 LOB: 0 K: 2 BB: 0 S: 9 P: 12	R: 0 H: 0 E: 0 LOB: 1 K: 1 BB: 0 S: 6 P: 14	R: 0 H: 1 E: 0 LOB: 0 K: 2 BB: 0 S: 8 P: 14	1B: 3 SF: 0 2B: 2 SAC: 0 3B: 0 DP: 1 HR: 0 HBP: 2	WP: 0 PA: 34 PB: 0 SB: 1 CS: 1
PITCHER	IP WLS BF H R ER SO BB IBB HBP BLK WP HR S P ERA WHIP										
31 Cliff Lee, L (1, 1) ERA: 3.1	7.0 L 27 3 2 2 7 2 0 1 0 0 0 0 63 99 2.57 0.714										
Danys Baez, R (8, 1) ERA: 3.81	1.0 4 0 0 0 1 0 0 1 0 0 0 0 6 14 0.00 0.000										
David Riske, R (9, 1) ERA: 2.2	1.0 3 1 0 0 2 0 0 0 0 0 0 0 8 14 0.00 1.000										

livebaseballscorecards.com

AB	30
R	2
H	4
RBI	2
BB	2
SO	10
LOB	11



Batter	1	2	3	4	5	6	7	8	9	AB R H RBI BB SO LOB	TOP														
Coco Crisp, S (1, 8) OBP: 0.309, SLG: 0.362	1-2 F8		0-1 G1-3			0-0 B1		2-1 F9		4 0 0 0 0 0 0															
Casey Blake, R (1, 3) OBP: 0.315, SLG: 0.419	1-1 F7				1-0 HBP	0-1 G5-3			2-1 G5-3	3 0 0 0 0 0 0															
Jody Gerut, L (1, 7) OBP: 0.339, SLG: 0.499	0-1 G4-3				4-2 SAFE	0-2 P6			2-2 1B	3 1 1 0 0 0 0															
Alex Escobar, R (1, 9) OBP: 0.324, SLG: 0.444		3-2 1B			0-3 K		1-1 L4-6		1-1 1B	3 0 2 0 0 1 2															
41 Victor Martinez, S (1, 10) OBP: 0.341, SLG: 0.329		0-1 G1-3			1-2 G4-6-3		1-1 1B		2-2 F9	4 0 1 0 0 0 5															
Josh Bard, S (1, 2) OBP: 0.284, SLG: 0.355		0-0 G6-3			1-1 G1-4-3		0-0 L4-6		0-1 1B	4 0 2 1 0 0 2															
Greg LaRocca, R (1, 5) OBP: 0.400, SLG: 0.444		2-3 1B			0-1 2B		1-0 F8		1-3 K	4 0 1 0 0 1 5															
2 Jhonny Peralta, R (1, 6) OBP: 0.296, SLG: 0.332			3-2 F9		1-0 G1-6-3			0-0 F7		3 0 1 0 0 0 0															
Brandon Phillips, R (1, 4) OBP: 0.240, SLG: 0.307			1-3 K		2-0 G1-6-3			0-0 F9		3 0 0 0 0 1 2															
Inning Stats	R: 0 E: 0 K: 0 S: 7	H: 0 LOB: 0 BB: 0 P: 9	R: 0 E: 0 K: 0 S: 9	H: 2 LOB: 1 BB: 0 P: 14	R: 0 E: 0 K: 1 S: 10	H: 0 LOB: 0 BB: 0 P: 14	R: 0 E: 0 K: 1 S: 8	H: 0 LOB: 1 BB: 0 P: 14	R: 0 E: 0 K: 0 S: 6	H: 2 LOB: 1 BB: 0 P: 10	R: 0 E: 0 K: 0 S: 8	H: 0 LOB: 0 BB: 0 P: 8	R: 0 E: 0 K: 0 S: 5	H: 1 LOB: 1 BB: 0 P: 8	R: 0 E: 0 K: 0 S: 4	H: 0 LOB: 0 BB: 0 P: 6	R: 1 E: 0 K: 1 S: 15	H: 3 LOB: 2 BB: 0 P: 23	1B: 7 2B: 2 3B: 0 HR: 0	SF: 0 SAC: 0 DP: 3 HBP: 3	WP: 0 PB: 0 SB: 0 CS: 0	PA: 34			
PITCHER	IP	WLS	BF	H	R	ER	SO	BB	IBB	HBP	BLK	WP	HR	S	P	ERA	WHIP								
Kenny Rogers, L (1, 1) ERA: 4.56	8.2	W	33	8	1	1	2	0	0	3	0	0	0	69	102	1.04	0.923								
Eddie Guardado, L (9, 1) ERA: 2.84	0.1	S	1	0	0	0	1	0	0	0	0	0	0	3	4	0.00	0.000								

Cleveland Indians @ Minnesota Twins
 Hubert H. Humphrey Metrodome, Minneapolis, MN
 Tue Sep 23 2003, 8:05 PM EDT
 Att: 33,650 - Dome - 72 F

AB	31
R	1
H	8
RBI	1
BB	0
SO	3
LOB	16



Batter	1	2	3	4	5	6	7	8	9	AB	R	H	RBI	BB	SO	LOB
Shannon Stewart, R (1, 7) OBP: 0.366, SLG: 0.461	2-2 G4-3		1-1 2B	0-1 SF9			2-2 P3			3	1	1	2	0	0	0
Luis Rivas, R (1, 4) OBP: 0.311, SLG: 0.386	1-0 G6-3		0-1 2B	2-1 F7			0-0 F7			4	0	1	1	0	0	2
Doug Mientkiewicz, L (1, 3) OBP: 0.394, SLG: 0.451	1-2 G3		4-1 BB		0-1 G3-1		0-0 G3			3	0	0	0	1	0	0
Matthew LeCroy, R (1, 10) OBP: 0.333, SLG: 0.485		0-0 G5-3	1-2 G6-4-3		3-2 F8		2-3 K			4	0	0	0	0	1	2
Jacque Jones, L (1, 9) OBP: 0.333, SLG: 0.460		2-3 K	0-0 F8		0-1 G4-3		1-0 F9			4	0	0	0	0	1	1
Torii Hunter, R (1, 8) OBP: 0.312, SLG: 0.451		1-1 1B		1-2 F9		1-0 G5-3	0-0 F9			4	0	1	0	0	0	0
Corey Koskie, L (1, 5) OBP: 0.392, SLG: 0.451		0-1 1B		4-0 BB		1-3 K				2	1	1	0	1	1	0
A.J. Pierzynski, L (1, 2) OBP: 0.356, SLG: 0.459		2-0 F8		0-0 E6		1-0 G3				3	0	0	0	0	0	3
Cristian Guzman, S (1, 6) OBP: 0.310, SLG: 0.366			1-0 2B	4-1 BB		1-0 HR				2	2	2	1	1	0	0

Inning Stats	R: 0	H: 0	E: 0	K: 0	S: 7	P: 11	R: 0	H: 2	E: 0	K: 1	S: 9	P: 14	R: 2	H: 3	E: 0	K: 0	S: 10	R: 1	H: 0	E: 1	K: 0	S: 10	R: 0	H: 0	E: 0	K: 0	S: 7	R: 0	H: 0	E: 0	K: 1	S: 8	R: 1	H: 1	E: 0	K: 0	S: 7	R: 0	H: 0	E: 0	K: 1	S: 5	R: 0	H: 0	E: 0	K: 1	S: 8	
	0	0	0	0	7	11	0	2	0	1	9	14	2	3	0	0	10	1	0	1	0	10	0	0	0	0	0	7	0	0	0	1	8	1	1	0	0	7	0	0	0	1	5	0	0	0	1	8

PITCHER	IP	WLS	BF	H	R	ER	SO	BB	IBB	HBP	BLK	WP	HR	S	P	ERA	WHIP
37 Jake Westbrook, R (1, 1) ERA: 4.33	7.0	L	30	6	4	3	2	3	0	0	0	0	1	58	94	3.86	1.286
David Lee, R (8, 1) ERA: 3.18	1.0		3	0	0	0	1	0	0	0	0	0	0	5	8	0.00	0.000


BOTTOM

Cleveland Indians @ Minnesota Twins
 Hubert H. Humphrey Metrodome, Minneapolis, MN

Tue Sep 23 2003, 8:05 PM EDT
 Att: 33,650 - Dome - 72 F

livebaseballscores.com

AB	29
R	4
H	6
RBI	4
BB	3
SO	3
LOB	8



PITCHER	IP	WLS	BF	H	R	ER	SO	BB	IBB	HBP	BLK	WP	HR	S	P	ERA	WHIP
37 Jake Westbrook, R (1, 1) ERA: 4.33	7.0	L	30	6	4	3	2	3	0	0	0	0	1	58	94	3.86	1.286
David Lee, R (8, 1) ERA: 3.18	1.0		3	0	0	0	1	0	0	0	0	0	0	5	8	0.00	0.000

Batter	1	2	3	4	5	6	7	8	9	AB R H RBI BB SO LOB	TOP																									
Coco Crisp, S (1, 8) OBP: 0.308, SLG: 0.361	2-2 F9		1-2 E9 1B			1-0 F8		1-3 K2-3		4 0 1 0 0 1 0																										
Casey Blake, R (1, 5) OBP: 0.314, SLG: 0.418	3-2 F7		0-0 F8			1-0 G5-3		3-H 2-0 S 1B		4 0 1 0 0 0 1																										
Jody Gerut, L (1, 7) OBP: 0.338, SLG: 0.499	3-2 F9 2B			2-2 F9		0-0 F8		2-2 L9 1-2		4 0 1 0 0 0 1																										
Ben Broussard, L (1, 3) OBP: 0.319, SLG: 0.452	0-0 F8			1-2 HR			1-1 G6-3		2-1 G4-3	4 1 1 1 0 0 1																										
41 Victor Martinez, S (1, 2) OBP: 0.345, SLG: 0.333 Zach Sorensen, S (9, PR) OBP: 0.273, SLG: 0.243		2-0 L8-4-3 1B		1-0 G3-1		3-0 F8		1-2 FC6-4 1B		4 0 2 0 0 0 0 0 0 0 0 0 0 0																										
48 Travis Hafner, L (1, 10) OBP: 0.330, SLG: 0.486		3-1 L8-4-3 1-1		0-2 G4-3		2-0 1B		0-3 K		4 0 1 0 0 1 2																										
Chris Magruder, S (1, 9) OBP: 0.500, SLG: 0.813		2-1 G3			1-1 G3-1		3-1 F9 SAFE		0-2 FC6-4 1-2f	4 0 0 0 0 0 2																										
2 Jhonny Peralta, R (1, 6) OBP: 0.297, SLG: 0.329			2-1 P3		2-1 G5-3			4-2 56 G4-3 56 WP BB		2 1 0 0 1 0 0																										
56 Angel Santos, S (1, 4) OBP: 0.250, SLG: 0.411			3-3 K		0-1 P6			2-2 SAFE G4-3 1-3		3 0 0 0 0 1 1																										
Inning Stats	R: 0 E: 0 K: 0 S: 13	H: 1 LOB: 1 BB: 0 P: 21	R: 0 E: 0 K: 0 S: 5	H: 1 LOB: 0 BB: 0 P: 12	R: 0 E: 1 K: 1 S: 14	H: 1 LOB: 1 BB: 0 P: 20	R: 1 E: 0 K: 0 S: 12	H: 1 LOB: 0 BB: 0 P: 16	R: 0 E: 0 K: 0 S: 6	H: 0 LOB: 0 BB: 0 P: 9	R: 0 E: 0 K: 0 S: 3	H: 0 LOB: 0 BB: 0 P: 5	R: 0 E: 0 K: 0 S: 6	H: 1 LOB: 1 BB: 0 P: 15	R: 1 E: 0 K: 1 S: 12	H: 1 LOB: 1 BB: 1 P: 23	R: 0 E: 0 K: 1 S: 12	H: 1 LOB: 1 BB: 0 P: 15	1B: 5 2B: 2 3B: 0 HR: 1	SF: 0 SAC: 0 DP: 1 HBP: 0	WP: 1 PB: 1 SB: 1 CS: 0	PA: 34														
PITCHER	IP WLS BF H R ER SO BB IBB HBP BLK WP HR S P ERA WHIP																																			
Kyle Lohse, R (1, 1) ERA: 4.64	6.0		21	4	1	1	1	0	0	0	0	0	1	53	83	1.50	0.667																			
Rick Reed, R (7, 1) ERA: 5.14	1.2		8	2	1	1	1	1	0	0	0	1	0	15	33	5.40	1.800																			
Jesse Orosco, L (8, 1) ERA: 7.64	0.1	W	1	0	0	0	0	0	0	0	0	0	0	3	5	0.00	0.000																			
Eddie Guardado, L (9, 1) ERA: 2.8	1.0	S	4	1	0	0	1	0	0	0	0	0	0	12	15	0.00	1.000																			

Cleveland Indians @ Minnesota Twins
 Hubert H. Humphrey Metrodome, Minneapolis, MN

Wed Sep 24 2003, 8:05 PM EDT
 Att: 32,986 - Dome - 72 F

AB	33
R	2
H	7
RBI	1
BB	1
SO	3
LOB	8



Batter	1	2	3	4	5	6	7	8	9
20 Lew Ford, R OBP: 0.403, SLG: 0.600 (1, 8)	0-1 G5-3		1-1 FC5-4			0-1 HR	1 SAFE 0-0 3B		
Michael Ryan, L OBP: 0.389, SLG: 0.673 (1, 10)	0-2 G6-3			1-3 K		1-2 BB 5 1B 1B	0-1 F8		
5 Michael Cuddyer, R OBP: 0.306, SLG: 0.398 (1, 5)	0-0 F8			1-0 G6-3		1-2 BB 1B	3-2 HR		
Matthew LeCroy, R OBP: 0.333, SLG: 0.482 (1, 2)		2-2 F8		1-3 K		4-2 FC6-4 BB	1-3 K		
Rob Bowen, S (7, 2)						1-2 2-3			
33 Justin Morneau, L OBP: 0.282, SLG: 0.337 (1, 3)		1-0 F8			2-3 K	2-1 P4	1-2 G6-3		
Dustan Mohr, R OBP: 0.324, SLG: 0.412 (1, 9)		3-2 F7			0-1 FC6-5 2B	0-0 FC6-4	1-3 K		
Michael Restovich, R OBP: 0.429, SLG: 0.457 (1, 7)			2-2 P4		1-2 FC6-5		0-1 F9		
46 Alex Prieto, R OBP: 0.167, SLG: 0.167 (1, 4)			1-2 FC5-4 1B		0-1 F8		0-0 P3		
Denny Hocking, S OBP: 0.301, SLG: 0.376 (1, 6)			0-0 P4			1-2 G6-3	1-2 20 3B 1B		

Inning Stats	R: 0	H: 0	E: 0	LOB: 0	K: 0	S: 6	P: 6	R: 0	H: 0	E: 0	LOB: 0	K: 0	S: 7	P: 13	R: 0	H: 1	E: 0	LOB: 1	K: 0	S: 10	P: 14	R: 0	H: 0	E: 0	LOB: 0	K: 2	S: 7	P: 10	R: 0	H: 1	E: 0	LOB: 1	K: 1	S: 12	P: 15	R: 1	H: 3	E: 0	LOB: 3	K: 0	S: 17	P: 26	R: 1	H: 2	E: 0	LOB: 1	K: 0	S: 10	P: 11	R: 1	H: 1	E: 0	LOB: 0	K: 2	S: 15	P: 21
1B: 4	SF: 0	2B: 1	SAC: 0	3B: 1	DP: 0	HR: 2	HBP: 0	WP: 0	PA: 33	1B: 4	SF: 0	2B: 1	SAC: 0	3B: 1	DP: 0	HR: 2	HBP: 0	WP: 0	PA: 33	1B: 4	SF: 0	2B: 1	SAC: 0	3B: 1	DP: 0	HR: 2	HBP: 0	WP: 0	PA: 33																											

PITCHER	IP	WLS	BF	H	R	ER	SO	BB	IBB	HBP	BLK	WP	HR	S	P	ERA	WHIP
CC Sabathia, L ERA: 3.6 (1, 1)	7.0		29	7	2	2	3	1	0	0	0	0	1	69	95	2.57	1.143
63 Rafael Betancourt, R ERA: 2.19 (8, 1)	1.0	L	4	1	1	1	2	0	0	0	0	0	1	15	21	9.00	1.000

BOTTOM

AB	R	H	RBI	BB	SO	LOB
4	1	2	2	0	0	1
4	0	1	0	0	1	1
4	1	2	1	0	0	0
2	0	0	0	1	1	0
1	0	0	0	0	1	0
4	0	0	0	0	1	3
4	0	1	0	0	1	3
3	0	0	0	0	0	1
3	0	1	0	0	0	1
3	1	1	0	0	0	1

AB	32
R	3
H	8
RBI	3
BB	1
SO	5
LOB	11



Cleveland Indians @ Minnesota Twins
Hubert H. Humphrey Metrodome, Minneapolis, MN
 Wed Sep 24 2003, 8:05 PM EDT
 Att: 32,986 - Dome - 72 F

Batter	1	2	3	4	5	6	7	8	9	AB R H RBI BB SO LOB	TOP		
Coco Crisp, S (1, 8) OBP: 0.306, SLG: 0.357	1-1 L6		1-2 L9		2-3 K		2-0 G3			4 0 0 0 0 1 1			
Casey Blake, R (1, 5) OBP: 0.312, SLG: 0.415	2-1 G5-3		2-0 L7		3-3 K		2-2 G5-3			4 0 0 0 0 1 1			
Jody Gerut, L (1, 9) OBP: 0.337, SLG: 0.496	2-2 G5-3		1-3 K			4-2 E S 3B BB		2-2 G4-3		3 1 0 0 1 1 0			
Ben Broussard, L (1, 3) OBP: 0.316, SLG: 0.447		0-3 K		0-0 G1-3		3-1 L6		1-0 G6-3		4 0 0 0 0 1 1			
Josh Bard, S (1, 2) OBP: 0.287, SLG: 0.361		4-2 48 BB 2 2B BB		0-3 K		1 SAFE 1-0 1-H 3B		0-1 F9		3 1 1 1 1 1 0			
48 Travis Hafner, L (1, 10) OBP: 0.332, SLG: 0.484		4-2 2 2B BB		1-2 BB 1B		0-1 G3		1-2 P4		3 0 1 0 1 0 1			
Chris Magruder, S (1, 7) OBP: 0.455, SLG: 0.684		0-3 K		4-2 1-2 BB		1-3 K		0-3 K		3 0 0 0 1 3 3			
2 Jhonny Peralta, R (1, 6) OBP: 0.296, SLG: 0.332		2-0 1-3 2-H 2B		2-3 K		1-3 K		0-0 G6-3		4 0 1 1 0 2 2			
Brandon Phillips, R (1, 4) OBP: 0.241, SLG: 0.307		1-3 K		0-0 G6-3		0-0 G3 1B				3 0 1 0 0 1 2			
Inning Stats	R: 0 E: 0 K: 0 S: 8 H: 0 LOB: 0 BB: 0 P: 13	R: 1 E: 0 K: 3 S: 16 H: 1 LOB: 2 BB: 2 P: 27	R: 0 E: 0 K: 1 S: 7 H: 0 LOB: 0 BB: 0 P: 11	R: 0 E: 0 K: 2 S: 14 H: 1 LOB: 2 BB: 1 P: 21	R: 0 E: 0 K: 2 S: 8 H: 0 LOB: 0 BB: 0 P: 13	R: 1 E: 0 K: 1 S: 12 H: 1 LOB: 1 BB: 1 P: 20	R: 0 E: 0 K: 1 S: 9 H: 1 LOB: 1 BB: 0 P: 13	R: 0 E: 0 K: 0 S: 6 H: 0 LOB: 0 BB: 0 P: 9	R: 0 E: 0 K: 1 S: 7 H: 0 LOB: 0 BB: 0 P: 8	1B: 2 2B: 1 3B: 1 HR: 0 SF: 0 SAC: 0 DP: 0 HBP: 0	WP: 0 PB: 0 SB: 1 CS: 0 PA: 35		
PITCHER	IP WLS BF H R ER SO BB IBB HBP BLK WP HR S P ERA WHIP											PITCHER	IP WLS BF H R ER SO BB IBB HBP BLK WP HR S P ERA WHIP
Cory Lidle, R (1, 1) ERA: 5.75	8.0 L 32 4 2 2 10 4 0 0 0 0 0 0 80 127 2.25 1.000												
Cliff Politte, R (9, 1) ERA: 5.66	1.0 3 0 0 0 1 0 0 0 0 0 0 0 7 8 0.00 0.000												

Cleveland Indians @ Toronto Blue Jays
 SkyDome, Toronto, ON
 Fri Sep 26 2003, 7:05 PM EDT
 Att: 13,861 - Dome - 72 F

AB	31
R	2
H	4
RBI	2
BB	4
SO	11
LOB	11



livebaseballscorecards.com

Batter	1	2	3	4	5	6	7	8	9	AB	R	H	RBI	BB	SO	LOB
3 Reed Johnson, R OBP: 0.353, SLG: 0.431 (1, 7)	4-1 10 1B G5-3 BB		2-2 L4		0-1 F7		2-1 G6-3			3	0	0	0	1	0	0
Dave Berg, R OBP: 0.309, SLG: 0.392 (1, 4)	2-2 G5-3 1-2		0-2 10 BB 1B		1-1 F9		2-3 K			4	0	1	0	0	1	1
10 Vernon Wells, R OBP: 0.359, SLG: 0.551 (1, 8)	3-2 1B		4-2 1-2 BB		0-1 L7		1-0 F9			3	0	1	0	1	0	0
Carlos Delgado, L OBP: 0.426, SLG: 0.588 (1, 3)	1-3 K		0-2 F8		0-1 L9		0-1 P5			4	0	0	0	0	1	4
Josh Phelps, R OBP: 0.356, SLG: 0.472 (1, 10)	0-1 F9			2-2 1B 1B		0-0 G1-3		2-3 K		4	0	1	0	0	1	2
Bobby Kielty, S OBP: 0.359, SLG: 0.405 (1, 9)		1-2 L5		1-0 P4		4-1 1B HBP		1-0 HR		3	1	1	1	0	0	1
Mike Bordick, R OBP: 0.336, SLG: 0.382 (1, 6)		2-2 G4-3		0-2 P3		2-2 1B		1-3 K		3	0	1	0	0	0	1
Frank Catalanotto, L OBP: 0.350, SLG: 0.472 (9, PH)				1-2 FC5-4 1B		2-3 K		1-3 K		1	0	0	0	0	1	0
Eric Hinske, L OBP: 0.329, SLG: 0.437 (1, 5)		1-3 K		1-2 FC5-4 1B		2-3 K		1-3 K		4	0	1	0	0	3	2
Tom Wilson, R OBP: 0.327, SLG: 0.390 (1, 2)			2-1 F7		0-2 FC5-4		1-1 F7		0-3 K	2	0	0	0	0	0	2
Howie Clark, L OBP: 0.400, SLG: 0.429 (7, PH)										1	0	0	0	0	0	0
Kevin Cash, R OBP: 0.162, SLG: 0.160 (8, 2)										0	0	0	0	0	0	0
Greg Myers, L OBP: 0.375, SLG: 0.503 (9, PH)										1	0	0	0	0	1	0

Inning Stats	R: 0	H: 1	E: 0	LOB: 2	K: 1	S: 14	R: 0	H: 0	E: 0	LOB: 0	K: 1	S: 10	R: 0	H: 1	E: 0	LOB: 2	K: 0	S: 16	R: 0	H: 2	E: 0	LOB: 2	K: 0	S: 14	R: 0	H: 1	E: 0	LOB: 2	K: 1	S: 10	R: 0	H: 0	E: 0	LOB: 0	K: 1	S: 7	R: 0	H: 0	E: 0	LOB: 0	K: 1	S: 12	R: 0	H: 0	E: 0	LOB: 0	K: 1	S: 6	R: 1	H: 1	E: 0	LOB: 0	K: 3	S: 10	R: 0	H: 1	E: 0	LOB: 0	K: 3	S: 13	1B: 5	SF: 0	2B: 0	SAC: 0	3B: 0	DP: 0	HR: 1	HBP: 1	WP: 0	PA: 36
--------------	------	------	------	--------	------	-------	------	------	------	--------	------	-------	------	------	------	--------	------	-------	------	------	------	--------	------	-------	------	------	------	--------	------	-------	------	------	------	--------	------	------	------	------	------	--------	------	-------	------	------	------	--------	------	------	------	------	------	--------	------	-------	------	------	------	--------	------	-------	-------	-------	-------	--------	-------	-------	-------	--------	-------	--------

PITCHER	IP	WLS	BF	H	R	ER	SO	BB	IBB	HBP	BLK	WP	HR	S	P	ERA	WHIP
Jason Stanford, L ERA: 3.6 (1, 1)	6.0	W	26	5	0	0	3	2	0	0	0	0	0	70	105	0.00	1.167
David Lee, R ERA: 2.7 (7, 1)	1.0	H	3	0	0	0	1	0	0	0	0	0	0	7	12	0.00	0.000
Jack Cressend, R ERA: 2.51 (8, 1)	1.0	H	3	0	0	0	1	0	0	0	0	0	0	6	9	0.00	0.000
David Riske, R ERA: 2.29 (9, 1)	1.0	S	4	1	1	1	3	0	0	0	0	0	1	10	13	9.00	1.000

BOTTOM

Cleveland Indians @ Toronto Blue Jays
SkyDome, Toronto, ON
 Fri Sep 26 2003, 7:05 PM EDT
 Att: 13,861 - Dome - 72 F

livebaseballscorecards.com

AB	33
R	1
H	6
RBI	1
BB	2
SO	8
LOB	13



Batter	1	2	3	4	5	6	7	8	9	AB R H RBI BB SO LOB	TOP																						
Coco Crisp, S (1, 8) OBP: 0.303, SLG: 0.354	0-1 G6-3		3-2 G4-3		1-1 G4-3		0-1 G6-3			4 0 0 0 0 0 3																							
Casey Blake, R (1, 5) OBP: 0.310, SLG: 0.412	0-1 G6-3		1-2 G5-3		2-2 2-1	2-3 K		2-1 P6		4 0 0 0 0 1 0																							
Jody Gerut, L (1, 9) OBP: 0.337, SLG: 0.496	0-0 2B		1-2 K		0-0 G6-3	0-0 G6-3		1-0 G3-1		4 1 1 0 0 1 0																							
Ben Broussard, L (1, 3) OBP: 0.315, SLG: 0.448	1-2 2B			0-0 G6-3		1-0 G6-3		3-3 K		4 1 1 1 0 1 0																							
Josh Bard, S (1, 2) OBP: 0.293, SLG: 0.373 Zach Sorensen, S (9, PR) OBP: 0.273, SLG: 0.243	0-0 2B			0-1 G4-3		1-2 G4-3 2B		0-0 48 G3-1 1B		4 1 3 1 0 0 0 0 0 0 0 0 0 0																							
48 Travis Hafner, L (1, 10) OBP: 0.328, SLG: 0.477	1-3 K			2-3 K		1-3 K		1-2 G3-1		4 0 0 0 0 3 3																							
Chris Magruder, S (1, 7) OBP: 0.423, SLG: 0.652		1-0 F8			1-0 2 1B 2B		0-0 G4-3		1-3 K	4 1 1 0 0 1 3	AB 33																						
2 Jhonny Peralta, R (1, 6) OBP: 0.299, SLG: 0.332		1-3 K			0-1 G4-3 SH5-4 2-1 1B		4-0 2B BB		0-0 G4-3	3 0 1 1 1 1 2	R 4																						
Brandon Phillips, R (1, 4) OBP: 0.242, SLG: 0.311		2-3 K			1-0 SH5-4		1-2 2B			2 0 1 1 0 1 0	H 8																						
Inning Stats	R: 2 E: 0 K: 1 S: 14	H: 3 LOB: 1 BB: 0 P: 16	R: 0 E: 0 K: 2 S: 8	H: 0 LOB: 0 BB: 0 P: 12	R: 0 E: 0 K: 1 S: 11	H: 0 LOB: 0 BB: 0 P: 16	R: 0 E: 0 K: 1 S: 7	H: 0 LOB: 0 BB: 0 P: 9	R: 1 E: 0 K: 0 S: 10	H: 2 LOB: 1 BB: 0 P: 15	R: 0 E: 0 K: 1 S: 6	H: 0 LOB: 0 BB: 0 P: 9	R: 1 E: 0 K: 1 S: 14	H: 2 LOB: 2 BB: 1 P: 21	R: 0 E: 0 K: 1 S: 6	H: 0 LOB: 0 BB: 0 P: 12	R: 0 E: 0 K: 1 S: 10	H: 1 LOB: 2 BB: 0 P: 12	1B: 2 2B: 6 3B: 0 HR: 0	SF: 0 SAC: 1 DP: 0 HBP: 0	WP: 0 PB: 0 SB: 0 CS: 0	PA: 35											
PITCHER 32 Roy Halladay, R (1, 1) ERA: 3.25	IP 9.0	WLS W	BF 36	H 8	R 4	ER 4	SO 9	BB 1	IBB 0	HBP 0	BLK 0	WP 0	HR 0	S 86	P 122	ERA 4.00	WHIP 1.000																
											PITCHER	IP	WLS	BF	H	R	ER	SO	BB	IBB	HBP	BLK	WP	HR	S	P	ERA	WHIP					

Cleveland Indians @ Toronto Blue Jays
 SkyDome, Toronto, ON
 Sat Sep 27 2003, 4:05 PM EDT
 Att: 21,504 - Dome - 72 F

AB	33
R	4
H	8
RBI	4
BB	1
SO	9
LOB	11



livebaseballscorecards.com

Batter	1	2	3	4	5	6	7	8	9	AB R H RBI BB SO LOB	TOP
Coco Crisp, S OBP: 0.302, SLG: 0.353 (1, 8) X	0-0 G6-3		1-2 F7		3-2 1B 1-H 1B			0-3 K		4 0 1 1 0 1 2	
Casey Blake, R OBP: 0.312, SLG: 0.411 (1, 5) B C C F F H	2-2 G4-6-3 HBP		3-2 F9		1-0 1-3 1B			0-0 F8		3 0 1 0 0 0 2	
Jody Gerut, L OBP: 0.336, SLG: 0.494 (1, 9) C F X	0-2 G4-6-3 1-2f			0-0 F9	0-2 G4-3			0-2 1B		4 0 1 0 0 0 3	
Ben Broussard, L OBP: 0.312, SLG: 0.443 (1, 3) X		0-0 G4-3		1-2 L4		1-0 P6		1-1 G4-3		4 0 0 0 0 0 1	
Chris Magruder, S OBP: 0.433, SLG: 0.615 (1, 7) B C C X		1-3 K		4-0 BB		0-2 48 G4-3-6 1B			2-1 G5-3	3 0 1 0 1 1 0	
48 Travis Hafner, L OBP: 0.327, SLG: 0.485 (1, 10) X T C P T B B		2-2 F7		1-2 F8		1-0 G4-3-6 1-2f			3-1 HR	4 1 1 1 0 0 2	
Tim Laker, R OBP: 0.281, SLG: 0.364 (1, 2) B X			1-0 56 1B 1B		1-0 S 1B 1B		1-1 P3		0-1 F7	4 1 2 0 0 0 0	
2 Jhonny Peralta, R OBP: 0.295, SLG: 0.326 (1, 6) C B B B X			2-1 F8		2-1 F7		0-1 G1-3		2-2 G5-3	4 0 0 0 0 0 2	
56 Angel Santos, S OBP: 0.253, SLG: 0.408 (1, 4) B C C X			1-2 1-2 1B		0-0 L5		1-2 G3			3 0 1 0 0 0 1	
Inning Stats	R: 0 E: 0 K: 0 S: 7 H: 0 LOB: 0 BB: 0 P: 9	R: 0 E: 0 K: 1 S: 8 H: 0 LOB: 0 BB: 0 P: 11	R: 0 E: 0 K: 0 S: 15 H: 2 LOB: 2 BB: 0 P: 23	R: 0 E: 0 K: 0 S: 8 H: 0 LOB: 1 BB: 1 P: 14	R: 1 E: 0 K: 0 S: 12 H: 3 LOB: 2 BB: 0 P: 19	R: 0 E: 0 K: 0 S: 5 H: 1 LOB: 0 BB: 0 P: 7	R: 0 E: 0 K: 0 S: 7 H: 0 LOB: 0 BB: 0 P: 9	R: 0 E: 0 K: 1 S: 9 H: 1 LOB: 1 BB: 0 P: 10	R: 1 E: 0 K: 0 S: 9 H: 1 LOB: 0 BB: 0 P: 16	1B: 7 2B: 0 3B: 0 HR: 1 SF: 0 SAC: 0 DP: 2 HBP: 1	WP: 0 PB: 0 SB: 1 CS: 0 PA: 35
PITCHER	IP WLS BF H R ER SO BB IBB HBP BLK WP HR S P ERA WHIP										
Josh Towers, R ERA: 4.48 (1, 1)	7.2 W 30 7 1 1 2 1 0 1 0 0 0 0 69 99 1.17 1.043										
Trever Miller, L ERA: 4.61 (8, 1)	0.2 3 1 1 1 0 0 0 0 0 0 0 1 6 12 13.50 1.500										
Aquilino Lopez, R ERA: 3.42 (9, 1)	0.2 2 0 0 0 0 0 0 0 0 0 0 0 5 7 0.00 0.000										

Cleveland Indians @ Toronto Blue Jays
SkyDome, Toronto, ON
 Sun Sep 28 2003, 1:05 PM EDT
 Att. 22,014 - Sunny - 59 F

AB	33
R	2
H	8
RBI	2
BB	1
SO	2
LOB	13



livebaseballscorecards.com

Batter	1	2	3	4	5	6	7	8	9	AB	R	H	RBI	BB	SO	LOB
3 Reed Johnson, R OBP: 0.353, SLG: 0.427 (1, 7) (9, 8)	4-2 10 BB HR HBP BB	0-0 P3			2-2 G6-3		0-0 FC6-4 WP BB 1B			3	2	1	0	1	0	1
Mike Bordick, R OBP: 0.340, SLG: 0.382 Chris Woodward, R OBP: 0.316, SLG: 0.395 (1, 6) (6, 6)	2-2 10 BB HR HBP BB	4-1 FC6-4 BB			3-2 L8		4-2 10 FC6-4 BB			1	1	0	0	1	0	0
10 Vernon Wells, R OBP: 0.359, SLG: 0.550 Howie Clark, L OBP: 0.400, SLG: 0.429 (1, 8) (9, 7)	4-2 HR BB	2-2 FC6-4			0-0 F9		1-2 FC6-4 WP			3	1	0	1	1	0	4
Carlos Delgado, L OBP: 0.426, SLG: 0.593 Tom Wilson, R OBP: 0.331, SLG: 0.391 (1, 3) (2, 3)	0-0 HR		1-0 G5-4-3 1B		2-2 F8		4-2 BB			1	1	1	4	0	0	0
Josh Phelps, R OBP: 0.358, SLG: 0.470 Frank Catalanotto, L OBP: 0.351, SLG: 0.472 (1, 10) (6, PH)	3-1 G5-4-3 1B		3-2 G5-4-3 1-2f		3-2 G5-3 1B		0-3 K			2	0	1	0	0	0	1
Bobby Kielty, S OBP: 0.356, SLG: 0.400 (1, 9)	1-2 G5-4-3 1-2f		1-1 F8		0-1 SAFE G5-3		0-1 F7			4	0	0	0	0	0	2
Dave Berg, R OBP: 0.301, SLG: 0.379 (1, 5)	1-0 G1-3		2-1 G4-3		1-3 K		3-2 F8			4	0	0	0	0	1	1
Orlando Hudson, S OBP: 0.328, SLG: 0.395 (1, 4)		4-2 G1-3 BB		1-2 K		2-1 F8		2-1 G3		3	0	0	0	1	1	0
Kevin Cash, R OBP: 0.179, SLG: 0.198 (1, 2)		1-2 G1-3		0-1 F9		1-1 BB 10 FC6-4 1B				3	1	1	0	0	0	1

Inning Stats	R: 4	H: 2	E: 0	K: 0	S: 17	LOB: 0	BB: 2	P: 32	R: 0	H: 0	E: 0	K: 0	S: 11	LOB: 2	BB: 2	P: 22	R: 0	H: 1	E: 0	K: 0	S: 8	LOB: 0	BB: 0	P: 13	R: 0	H: 0	E: 0	K: 1	S: 7	LOB: 0	BB: 0	P: 10	R: 0	H: 0	E: 0	K: 0	S: 10	LOB: 0	BB: 0	P: 15	R: 0	H: 1	E: 0	K: 1	S: 11	LOB: 1	BB: 0	P: 17	R: 2	H: 2	E: 0	K: 1	S: 16	LOB: 2	BB: 2	P: 28	R: 0	H: 0	E: 0	K: 0	S: 8	LOB: 0	BB: 0	P: 13
--------------	------	------	------	------	-------	--------	-------	-------	------	------	------	------	-------	--------	-------	-------	------	------	------	------	------	--------	-------	-------	------	------	------	------	------	--------	-------	-------	------	------	------	------	-------	--------	-------	-------	------	------	------	------	-------	--------	-------	-------	------	------	------	------	-------	--------	-------	-------	------	------	------	------	------	--------	-------	-------


PITCHER	IP	WLS	BF	H	R	ER	SO	BB	IBB	HBP	BLK	WP	HR	S	P	ERA	WHIP
31 Cliff Lee, L ERA: 3.61 (1, 1)	3.0	L	15	3	4	4	0	4	0	0	0	0	1	36	67	12.00	2.333
Jose Santiago, R ERA: 2.84 (4, 1)	3.0		10	1	0	0	2	0	0	0	0	0	0	28	42	0.00	0.333
David Lee, R ERA: 4.7 (7, 1)	1.0		7	2	2	2	1	2	0	0	0	1	0	16	28	18.00	4.000
63 Rafael Betancourt, R ERA: 2.13 (8, 1)	1.0		3	0	0	0	0	0	0	0	0	0	0	8	13	0.00	0.000

BOTTOM

Cleveland Indians @ Toronto Blue Jays
SkyDome, Toronto, ON
Sun Sep 28 2003, 1:05 PM EDT
Att: 22,014 - Sunny - 59 F

AB	28
R	6
H	6
RBI	5
BB	6
SO	3
LOB	12

livebaseballscorecards.com



1B:	5	SF:	0	WP:	1	PA:	35
2B:	0	SAC:	0	PB:	0		
3B:	0	DP:	2	SB:	0		
HR:	1	HBP:	1	CS:	0		