

Cleveland Indians - 2003

Batter	1	2	3	4	5	6	7	8	9	AB	R	H	RBI	BB	SO	LOB	TOP											
Milton Bradley, S OBP: 0.364, SLG: 0.400	1-3 K		0-1 SAFE E	1-2 F9			2-0 2B 1B		3-2 F7	5	1	2	0	0	1	1	Cleveland Indians @ Baltimore Orioles Oriole Park at Camden Yards, Baltimore, MD Wed Apr 02 2003, 7:05 PM EST Att: 27,658 - Sunny - 80 F											
Omar Vizquel, S OBP: 0.455, SLG: 0.500	2-2 F8		1-0 E1		3-2 G1-3		0-1 1B		0-1 F8	5	1	2	0	0	0	0												
Ellis Burks, R OBP: 0.500, SLG: 0.375	0-0 G4-3		4-2 BB		0-0 G6-3		1-1 FC5-4 1B			3	0	1	2	1	0	0												
Shane Spencer, R OBP: 0.500, SLG: 0.667		1-1 G4-3 48 1B 2B	1-3 K		4-1 BB		FC5-4 1-2 1B			3	1	1	0	1	1	4												
Karim Garcia, L OBP: 0.200, SLG: 0.556	1-2 G4-3		0-3 K		1-3 K		2-1 G3-1			4	0	0	0	0	2	6												
48 Travis Hafner, L OBP: 0.500, SLG: 0.500	1-0 1B		2-1 G4-3			0-1 P5		1-3 K		4	0	1	1	0	1	3												
Casey Blake, R OBP: 0.200, SLG: 0.111	0-1 L4			0-0 G5-3		2-1 G4-3		1-2 F9		4	0	0	0	0	0	1												
Josh Bard, S OBP: 0.100, SLG: 0.100	0-3 K			3-2 1B		2-3 K		1-1 G3-1		4	0	1	0	0	2	1												
Brandon Phillips, R OBP: 0.111, SLG: 0.111			0-1 1B E 1B	2-3 K			3-1 P5		2-2 G6-3	4	1	1	0	0	1	1												
Inning Stats	R: 0 E: 0 K: 1 S: 7	H: 0 LOB: 0 BB: 0 P: 10	R: 1 E: 0 K: 1 S: 11	H: 2 LOB: 1 BB: 0 P: 14	R: 1 E: 1 K: 2 S: 16	H: 3 LOB: 3 BB: 1 P: 24	R: 0 E: 0 K: 1 S: 12	H: 1 LOB: 1 BB: 0 P: 18	R: 0 E: 0 K: 1 S: 8	H: 0 LOB: 0 BB: 0 P: 13	R: 2 E: 0 K: 0 S: 12	H: 3 LOB: 1 BB: 0 P: 21	R: 0 E: 0 K: 1 S: 8	H: 0 LOB: 0 BB: 0 P: 11	R: 0 E: 0 K: 0 S: 12	H: 0 LOB: 0 BB: 0 P: 17	1B: 7 2B: 2 3B: 0 HR: 0	SF: 0 SAC: 0 DP: 0 HBP: 0	WP: 0 PB: 0 SB: 0 CS: 0	PA: 38								
PITCHER	IP	WLS	BF	H	R	ER	SO	BB	IBB	HBP	BLK	WP	HR	S	P	ERA	WHIP											
Omar Daal, L ERA: 5.68	(1, 1)	6.1	L	29	8	4	4	7	2	0	0	0	0	0	68	105	5.68	1.579										
Willis Roberts, R ERA:	(7, 1)	0.1		2	1	0	0	0	0	0	0	0	0	5	7	0.00	3.000											
B.J. Ryan, L ERA:	(7, 1)	0.1		1	0	0	0	0	0	0	0	0	0	2	4	0.00	0.000											
Rick Bauer, R ERA:	(8, 1)	2.0		6	0	0	0	1	0	0	0	0	0	20	28	0.00	0.000											

AB	36
R	4
H	9
RBI	3
BB	2
SO	8
LOB	17



Batter	1	2	3	4	5	6	7	8	9	AB	R	H	RBI	BB	SO	LOB	BOTTOM										
Jerry Hairston, R OBP: 0.364, SLG: 0.333	1-1 G5-3		1-1 SAFE F8		4-1 BB			1-2 F8		3	0	0	0	1	0	1	Cleveland Indians @ Baltimore Orioles Oriole Park at Camden Yards, Baltimore, MD Wed Apr 02 2003, 7:05 PM EST Att: 27,658 - Sunny - 80 F										
Gary Matthews, S OBP: 0.182, SLG: 0.182	2-3 K		3-1 G1-3		0-0 G1-3		2-3 K		4	0	0	0	0	2	2												
B.J. Surhoff, L OBP: 0.100, SLG: 0.200	1-0 G3-4-1			1-1 G5-3		0-2 P5		1-3 K2-3		4	0	0	0	0	1	0											
Jeff Conine, R OBP: 0.100, SLG: 0.200		3-2 G6-3		3-1 L5		1-2 G5-3		1-3 K		4	0	0	0	0	1	0											
31 Jay Gibbons, L OBP: 0.300, SLG: 0.300		1-2 F8		1-0 2B 1B		1-0 G4-3		1-2 G4-3		4	0	1	0	0	0	0											
Tony Batista, R OBP: 0.444, SLG: 1.000		0-1 HR		1-0 1-3 2B			1-2 G6-3		0-1 F8	4	1	2	1	0	0	0											
6 Melvin Mora, R OBP: 0.444, SLG: 0.778		2-2 F8		0-1 F9			1-1 G6-3			3	0	0	0	0	0	2											
Geronimo Gil, R OBP: 0.111, SLG: 0.111			2-1 G5-3		1-2 G4-3		2-3 K			3	0	0	0	0	1	0											
Deivi Cruz, R OBP: 0.444, SLG: 0.778			2-2 1B		0-1 P2			1-0 HR		3	1	2	1	0	0	0											
Inning Stats	R: 0 E: 0 K: 1 S: 7	H: 0 LOB: 0 BB: 0 P: 11	R: 1 E: 0 K: 0 S: 14	H: 1 LOB: 0 BB: 0 P: 20	R: 0 E: 0 K: 0 S: 9	H: 1 LOB: 1 BB: 0 P: 17	R: 0 E: 0 K: 0 S: 8	H: 2 LOB: 2 BB: 0 P: 14	R: 0 E: 0 K: 0 S: 8	H: 0 LOB: 0 BB: 0 P: 10	R: 0 E: 0 K: 1 S: 8	H: 0 LOB: 0 BB: 0 P: 12	R: 1 E: 0 K: 2 S: 11	H: 1 LOB: 0 BB: 0 P: 16	R: 0 E: 0 K: 1 S: 8	H: 0 LOB: 0 BB: 0 P: 10	1B: 2 2B: 1 3B: 0 HR: 2	SF: 0 SAC: 0 DP: 0 HBP: 0	WP: 0 PB: 0 SB: 0 CS: 0	PA: 33							
PITCHER	IP	WLS	BF	H	R	ER	SO	BB	IBB	HBP	BLK	WP	HR	S	P	ERA	WHIP										
Ricardo Rodriguez, R ERA: 1.29	(1, 1)	7.0	W	26	4	1	1	2	1	0	0	0	0	63	98	1.29	0.714										
Jose Santiago, R ERA: 3.86	(8, 1)	0.1	H	2	1	1	1	0	0	0	0	0	1	4	6	27.00	3.000										
53 Carl Sadler, L ERA:	(8, 1)	0.2	H	2	0	0	0	2	0	0	0	0	0	7	10	0.00	0.000										
Danyes Baez, R ERA:	(9, 1)	1.0	S	3	0	0	0	1	0	0	0	0	0	8	10	0.00	0.000										



Batter	1	2	3	4	5	6	7	8	9	AB	R	H	RBI	BB	SO	LOB	TOP				
Milton Bradley, S OBP: 0.400, SLG: 0.385	L9			G3-1 1B		1B HR BB		K		3	1	1	0	1	1	0	Cleveland Indians @ Baltimore Orioles Oriole Park at Camden Yards, Baltimore, MD Thu Apr 03 2003, 7:05 PM EST Att: 18,470 - Sunny - 73 F				
Omar Vizquel, S OBP: 0.400, SLG: 0.429	K			G3-1 1-2		HR 1B		G4-3		4	1	1	0	0	1	1					
Matt Lawton, L OBP: 0.200, SLG: 0.444	F7			G4-3		HR		K		4	1	1	3	0	1	0					
Ellis Burks, R OBP: 0.500, SLG: 0.545			K			L6				3	0	1	0	1	1	0					
Karim Garcia, L OBP: 0.214, SLG: 0.417	G1-3					F7		G3		3	0	0	0	1	0	2					
48 Travis Hafner, L OBP: 0.417, SLG: 0.364	G4-3					L8		K		3	0	0	0	0	1	2					
Casey Blake, R OBP: 0.143, SLG: 0.077			G6-3			F9		K		4	0	0	0	0	1	3					
Josh Bard, S OBP: 0.077, SLG: 0.077			L6			K		G3-1		3	0	0	0	0	1	2					
Brandon Phillips, R OBP: 0.083, SLG: 0.083			G5-3			P5		G5-3		3	0	0	0	0	0	0					
Inning Stats	R: 0 E: 0 K: 1 S: 9	H: 0 LOB: 0 BB: 0 P: 14	R: 0 E: 0 K: 1 S: 8	H: 0 LOB: 0 BB: 0 P: 11	R: 0 E: 0 K: 0 S: 5	H: 0 LOB: 0 BB: 0 P: 9	R: 0 E: 0 K: 0 S: 15	H: 1 LOB: 0 BB: 0 P: 22	R: 0 E: 0 K: 1 S: 10	H: 0 LOB: 2 BB: 1 P: 18	R: 3 E: 0 K: 0 S: 12	H: 2 LOB: 1 BB: 2 P: 22	R: 0 E: 0 K: 0 S: 5	H: 0 LOB: 0 BB: 0 P: 10	R: 0 E: 0 K: 2 S: 9	H: 1 LOB: 1 BB: 0 P: 19	1B: 2 2B: 0 3B: 1 HR: 1	SF: 0 SAC: 0 DP: 0 HBP: 1	WP: 0 PB: 0 SB: 0 CS: 0	PA: 34	
PITCHER	IP WLS BF H R ER SO BB IBB HBP BLK WP HR S P ERA WHIP	IP WLS BF H R ER SO BB IBB HBP BLK WP HR S P ERA WHIP	IP WLS BF H R ER SO BB IBB HBP BLK WP HR S P ERA WHIP	IP WLS BF H R ER SO BB IBB HBP BLK WP HR S P ERA WHIP	IP WLS BF H R ER SO BB IBB HBP BLK WP HR S P ERA WHIP	IP WLS BF H R ER SO BB IBB HBP BLK WP HR S P ERA WHIP	IP WLS BF H R ER SO BB IBB HBP BLK WP HR S P ERA WHIP	IP WLS BF H R ER SO BB IBB HBP BLK WP HR S P ERA WHIP	IP WLS BF H R ER SO BB IBB HBP BLK WP HR S P ERA WHIP	IP WLS BF H R ER SO BB IBB HBP BLK WP HR S P ERA WHIP	IP WLS BF H R ER SO BB IBB HBP BLK WP HR S P ERA WHIP	IP WLS BF H R ER SO BB IBB HBP BLK WP HR S P ERA WHIP	IP WLS BF H R ER SO BB IBB HBP BLK WP HR S P ERA WHIP	IP WLS BF H R ER SO BB IBB HBP BLK WP HR S P ERA WHIP	IP WLS BF H R ER SO BB IBB HBP BLK WP HR S P ERA WHIP	IP WLS BF H R ER SO BB IBB HBP BLK WP HR S P ERA WHIP	IP WLS BF H R ER SO BB IBB HBP BLK WP HR S P ERA WHIP	IP WLS BF H R ER SO BB IBB HBP BLK WP HR S P ERA WHIP	IP WLS BF H R ER SO BB IBB HBP BLK WP HR S P ERA WHIP	IP WLS BF H R ER SO BB IBB HBP BLK WP HR S P ERA WHIP	IP WLS BF H R ER SO BB IBB HBP BLK WP HR S P ERA WHIP
Rick Helling, R ERA: 4.5	6.0	L	24	3	3	3	3	3	3	0	0	1	0	0	0	0	4.50	1.000			
Willis Roberts, R ERA	2.0	6	0	0	0	2	0	0	0	0	0	0	0	0	0	0	0.00	0.000			
B.J. Ryan, L ERA	1.0	4	1	0	0	2	0	0	0	0	0	0	0	0	0	0	0.00	1.000			

AB 30
R 3
H 4
RBI 3
BB 3
SO 7
LOB 10



Batter	1	2	3	4	5	6	7	8	9	AB	R	H	RBI	BB	SO	LOB	BOTTOM					
Jerry Hairston, R OBP: 0.267, SLG: 0.231	P3		FC3-6 1-2			F7		P6		4	0	0	0	0	0	1	Cleveland Indians @ Baltimore Orioles Oriole Park at Camden Yards, Baltimore, MD Thu Apr 03 2003, 7:05 PM EST Att: 18,470 - Sunny - 73 F					
Gary Matthews, S OBP: 0.200, SLG: 0.200	G5-3		K			1B		K		4	0	1	0	0	2	1						
Jeff Conine, R OBP: 0.143, SLG: 0.214	F8					F8		K		4	0	1	0	0	1	1						
31 Jay Gibbons, L OBP: 0.286, SLG: 0.357						G3-6 1B		E3 G5-4-3		4	0	1	0	0	0	1						
Tony Batista, R OBP: 0.333, SLG: 0.750	G5-3					L8		G5-4-3		3	0	0	0	0	0	2						
6 Melvin Mora, R OBP: 0.333, SLG: 0.583	G1-3					F9		FC6-4 BB		2	0	0	0	1	0	1						
Deivi Cruz, R OBP: 0.333, SLG: 0.583	G5-3					P6		FC6-4		3	0	0	0	0	0	2						
Jose Leon, R OBP: 0.250, SLG: 0.250			G4-3			K		G6-3		3	0	0	0	0	1	0						
Brook Fordyce, R OBP: 0.333, SLG: 0.333			FC3-6 1B			P6		P3		3	0	1	0	0	0	0						
Inning Stats	R: 0 E: 0 K: 0 S: 11	H: 1 LOB: 1 BB: 0 P: 16	R: 0 E: 0 K: 0 S: 13	H: 1 LOB: 0 BB: 0 P: 18	R: 0 E: 0 K: 1 S: 10	H: 1 LOB: 1 BB: 0 P: 14	R: 0 E: 0 K: 0 S: 4	H: 1 LOB: 0 BB: 0 P: 7	R: 0 E: 0 K: 0 S: 9	H: 0 LOB: 0 BB: 0 P: 14	R: 0 E: 0 K: 0 S: 8	H: 1 LOB: 1 BB: 0 P: 12	R: 0 E: 1 K: 0 S: 5	H: 0 LOB: 1 BB: 1 P: 10	R: 0 E: 0 K: 0 S: 6	H: 0 LOB: 0 BB: 0 P: 8	R: 0 E: 0 K: 2 S: 8	H: 0 LOB: 0 BB: 0 P: 13	1B: 3 2B: 1 3B: 0 HR: 0	SF: 0 SAC: 0 DP: 2 HBP: 0	WP: 0 PB: 0 SB: 0 CS: 0	PA: 31
PITCHER	IP WLS BF H R ER SO BB IBB HBP BLK WP HR S P ERA WHIP	IP WLS BF H R ER SO BB IBB HBP BLK WP HR S P ERA WHIP	IP WLS BF H R ER SO BB IBB HBP BLK WP HR S P ERA WHIP	IP WLS BF H R ER SO BB IBB HBP BLK WP HR S P ERA WHIP	IP WLS BF H R ER SO BB IBB HBP BLK WP HR S P ERA WHIP	IP WLS BF H R ER SO BB IBB HBP BLK WP HR S P ERA WHIP	IP WLS BF H R ER SO BB IBB HBP BLK WP HR S P ERA WHIP	IP WLS BF H R ER SO BB IBB HBP BLK WP HR S P ERA WHIP	IP WLS BF H R ER SO BB IBB HBP BLK WP HR S P ERA WHIP	IP WLS BF H R ER SO BB IBB HBP BLK WP HR S P ERA WHIP	IP WLS BF H R ER SO BB IBB HBP BLK WP HR S P ERA WHIP	IP WLS BF H R ER SO BB IBB HBP BLK WP HR S P ERA WHIP	IP WLS BF H R ER SO BB IBB HBP BLK WP HR S P ERA WHIP	IP WLS BF H R ER SO BB IBB HBP BLK WP HR S P ERA WHIP	IP WLS BF H R ER SO BB IBB HBP BLK WP HR S P ERA WHIP	IP WLS BF H R ER SO BB IBB HBP BLK WP HR S P ERA WHIP	IP WLS BF H R ER SO BB IBB HBP BLK WP HR S P ERA WHIP	IP WLS BF H R ER SO BB IBB HBP BLK WP HR S P ERA WHIP	IP WLS BF H R ER SO BB IBB HBP BLK WP HR S P ERA WHIP	IP WLS BF H R ER SO BB IBB HBP BLK WP HR S P ERA WHIP	IP WLS BF H R ER SO BB IBB HBP BLK WP HR S P ERA WHIP	
Brian Anderson, L ERA	8.0	W	28	4	0	0	2	1	0	0	0	0	0	0	0	0	0.00	0.625				
Danys Baez, R ERA	1.0	S	3	0	0	0	2	0	0	0	0	0	0	0	0	0	0.00	0.000				



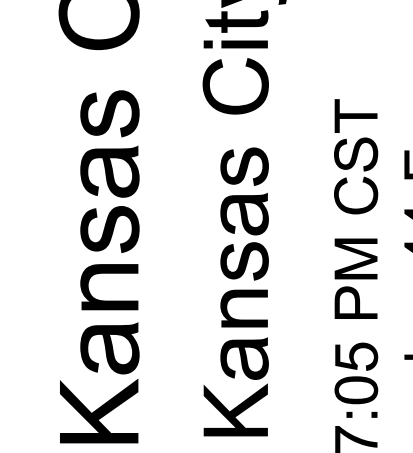
Batter	1	2	3	4	5	6	7	8	9	AB	R	H	RBI	BB	SO	LOB	TOP								
Milton Bradley, S OBP: 0.368, SLG: 0.353 (1, 8)	G1-3		FC6-4 1B		F9			L8		4	0	1	0	0	0	1	Cleveland Indians @ Kansas City Royals Kauffman Stadium, Kansas City, MO Fri Apr 04 2003, 7:05 PM CST Att: 15,241 - Cloudy - 44 F								
Brandon Phillips, R OBP: 0.125, SLG: 0.125 (1, 4)	G6-3		FC6-4 1-2			1B		K		4	0	1	0	0	1	2									
Matt Lawton, L OBP: 0.214, SLG: 0.462 (1, 7)	G4-3			G1-4-3		F9		2B		4	0	1	0	0	0	1									
Ellis Burks, R OBP: 0.389, SLG: 0.400 (1, 10)		G6-3		L1		L7		G1-3		4	0	0	0	0	0	2									
Shane Spencer, R OBP: 0.250, SLG: 0.286 (1, 9)		P6		G5-3		G6-3			K	4	0	0	0	0	1	1									
48 Travis Hafner, L OBP: 0.313, SLG: 0.267 (1, 3)						K			G4-3	4	0	0	0	0	3	0									
Casey Blake, R OBP: 0.176, SLG: 0.125 Bill Selby, L (9, PH)			G4-3		BLK 1B			K		3	1	1	0	0	1	0									
Tim Laker, R OBP: 0.667, SLG: 0.500 (1, 2)			1B BB		L6			1B		2	0	1	0	1	0	1									
John McDonald, R OBP: 0.333, SLG: 0.333 (1, 6)			L8		2H 1B			G4-3		3	0	1	1	0	0	2									
Inning Stats	R: 0 E: 0 K: 0 S: 8	H: 0 LOB: 0 BB: 0 P: 12	R: 0 E: 0 K: 1 S: 10	H: 0 LOB: 0 BB: 0 P: 14	R: 0 E: 0 K: 0 S: 7	H: 1 LOB: 2 BB: 1 P: 14	R: 0 E: 0 K: 0 S: 6	H: 0 LOB: 0 BB: 0 P: 10	R: 1 E: 0 K: 1 S: 12	H: 2 LOB: 1 BB: 0 P: 17	R: 0 E: 0 K: 0 S: 7	H: 1 LOB: 1 BB: 0 P: 13	R: 0 E: 0 K: 2 S: 10	H: 1 LOB: 1 BB: 0 P: 18	R: 0 E: 0 K: 1 S: 7	H: 1 LOB: 1 BB: 0 P: 9		R: 0 E: 0 K: 2 S: 9	H: 0 LOB: 0 BB: 0 P: 13	1B: 5 2B: 1 3B: 0 HR: 0	SF: 0 SAC: 0 DP: 0 HBP: 0	WP: 0 PB: 0 SB: 1 CS: 1	PA: 34		
PITCHER	IP	WLS	BF	H	R	ER	SO	BB	IBB	HBP	BLK	WP	HR	S	P	ERA	WHIP								
Chris George, L ERA: 1.35 (1, 1)	6.2	W	26	5	1	1	4	1	0	0	1	0	0	59	97	1.35	0.900								
Jason Grimsley, R ERA (7, 1)	1.1		5	1	0	0	1	0	0	0	0	0	0	8	10	0.00	0.750								
D.J. Carrasco, R ERA (9, 1)	1.0		3	0	0	0	2	0	0	0	0	0	0	9	13	0.00	0.000								

Batter	1	2	3	4	5	6	7	8	9	AB	R	H	RBI	BB	SO	LOB	BOTTOM								
Michael Tucker, L OBP: 0.211, SLG: 0.118 (1, 8)	K					FC3-6 1B		L4		4	0	1	2	1	1	1	Cleveland Indians @ Kansas City Royals Kauffman Stadium, Kansas City, MO Fri Apr 04 2003, 7:05 PM CST Att: 15,241 - Cloudy - 44 F								
Joe Randa, R OBP: 0.444, SLG: 0.462 (1, 5)	G4-3		G5-3		F7					4	0	1	0	0	0	2									
29 Mike Sweeney, R OBP: 0.611, SLG: 0.750 Mendy López, R (8, 3)						1B				2	0	0	0	2	0	1									
Raul Ibanez, L OBP: 0.444, SLG: 0.625 (1, 7)	PO		G6-3		F9					0	0	0	0	0	0	0									
Ken Harvey, R OBP: 0.471, SLG: 0.600 (1, 10)		PO				IBB				3	2	2	0	1	0	2									
Desi Relaford, S (1, 9)		SH5-3				G3				3	0	1	0	1	0	2									
4 Angel Berroa, R OBP: 0.313, SLG: 0.333 (1, 6)		SH5-3		G4-3		G4-3				3	0	0	1	0	0	1									
Carlos Febles, R OBP: 0.250, SLG: 0.273 (1, 4)		FC1-5 1B		G4-3		F7				4	1	2	1	0	0	0									
Mike DiFelice, R OBP: 0.250, SLG: 0.250 (1, 2)		FC1-5 1B		G4-3		F8				3	1	0	0	0	1	2									
Inning Stats	R: 0 E: 0 K: 1 S: 8	H: 4 LOB: 1 BB: 1 P: 14	R: 4 E: 0 K: 0 S: 16	H: 4 LOB: 1 BB: 1 P: 27	R: 1 E: 0 K: 0 S: 11	H: 3 LOB: 3 BB: 0 P: 25	R: 0 E: 0 K: 0 S: 9	H: 0 LOB: 2 BB: 2 P: 19	R: 0 E: 0 K: 0 S: 7	H: 0 LOB: 0 BB: 0 P: 11	R: 0 E: 1 K: 0 S: 12	H: 1 LOB: 2 BB: 1 P: 21	R: 0 E: 0 K: 0 S: 8	H: 0 LOB: 0 BB: 0 P: 10	R: 0 E: 0 K: 2 S: 8	H: 0 LOB: 0 BB: 0 P: 13		1B: 8 2B: 0 3B: 0 HR: 0	SF: 0 SAC: 1 DP: 0 HBP: 1	WP: 3 PB: 1 SB: 1 CS: 1	PA: 38				
PITCHER	IP	WLS	BF	H	R	ER	SO	BB	IBB	HBP	BLK	WP	HR	S	P	ERA	WHIP								
Jason Davis, R ERA: 15.0 (1, 1)	3.0	L	18	7	0	5	1	0	0	0	0	0	0	35	66	15.00	3.000								
Billy Traber, L ERA (4, 1)	3.0		13	1	0	0	0	2	1	0	0	1	0	28	51	0.00	1.000								
Chad Paronto, R ERA (7, 1)	2.0		6	0	0	0	2	0	0	0	0	0	0	16	23	0.00	0.000								

AB 33
R 1
H 6
RBI 1
BB 1
SO 7
LOB 10



AB 30
R 5
H 8
RBI 5
BB 5
SO 3
LOB 14



Batter	1	2	3	4	5	6	7	8	9	AB	R	H	RBI	BB	SO	LOB	TOP										
Milton Bradley, S OBP: 0.391, SLG: 0.400	1-0 P6		1-0 2B			4-2 B5-3 BB			1-3 K	3	0	1	1	1	1	0											
Omar Vizquel, S OBP: 0.316, SLG: 0.333	1-1 G6-3		0-1 F9			0-0 B5-3			2-3 K	4	0	0	0	0	1	2											
Matt Lawton, L OBP: 0.167, SLG: 0.353	3-2 G6-3			0-0 G4-3		3-3 K			1-2 G1-3	4	0	0	0	0	1	1											
Ellis Burks, R OBP: 0.381, SLG: 0.353		0-0 G1-3		4-2 G3-6-3 HBP					2-0 G5-3	2	0	0	0	0	0	0											
Karim Garcia, L OBP: 0.176, SLG: 0.333		2-3 K		0-1 G3-6-3					2-0 F9	3	0	0	0	0	1	1											
48 Travis Hafner, L OBP: 0.283, SLG: 0.222		3-1 F8			0-0 F7				0-0 L6	3	0	0	0	0	0	0											
Bill Selby, L OBP: 0.063, SLG: 0.063			3-1 G4-3		1-2 G4-3				1-3 K	3	0	0	0	0	1	0											
Josh Bard, S OBP: 0.063, SLG: 0.063			1-1 G3-1		2-3 K				3-2 G1-6-3	3	0	0	0	0	1	0											
John McDonald, R OBP: 0.400, SLG: 0.600			1-1 2B			1-2 L6			1-3 K	2	1	1	0	0	0	0											
Shane Spencer, R OBP: 0.222, SLG: 0.250										1	0	0	0	0	1	0											
Brandon Phillips, R OBP: 0.125, SLG: 0.125										0	0	0	0	0	0	0											
Inning Stats	R: 0 H: 0 E: 0 K: 0 S: 8	H: 0 LOB: 0 BB: 0 P: 13	R: 0 H: 0 E: 0 K: 1 S: 7	H: 0 LOB: 0 BB: 0 P: 12	R: 1 H: 2 E: 0 K: 0 S: 9	H: 2 LOB: 1 BB: 0 P: 15	R: 0 H: 0 E: 0 K: 0 S: 5	H: 0 LOB: 0 BB: 0 P: 9	R: 0 H: 0 E: 0 K: 1 S: 7	H: 0 LOB: 0 BB: 0 P: 10	R: 0 H: 0 E: 0 K: 0 S: 3	H: 0 LOB: 0 BB: 0 P: 7	R: 0 H: 0 E: 0 K: 2 S: 10	H: 0 LOB: 0 BB: 0 P: 15	R: 0 H: 0 E: 0 K: 2 S: 10	H: 0 LOB: 0 BB: 0 P: 14	1B: 0 2B: 2 3B: 0 HR: 0	SF: 0 SAC: 0 DP: 1 HBP: 1	WP: 0 PA: 30 CS: 0								
PITCHER	IP	WLS	BF	H	R	ER	SO	BB	IBB	HBP	BLK	WP	HR	S	P	ERA	WHIP										
RuneLVs Hernandez, R ERA: 0.69	7.0	W	24	2	1	1	3	1	0	1	0	0	0	50	85	1.29	0.429										
Jason Grimsley, R ERA:	1.0	H	3	0	0	0	2	0	0	0	0	0	0	10	15	0.00	0.000										
Mike MacDougal, R ERA:	1.0	S	3	0	0	0	2	0	0	0	0	0	0	10	14	0.00	0.000										

Cleveland Indians @ Kansas City Royals
Kauffman Stadium, Kansas City, MO

AB 28
R 1
H 2
RBI 1
BB 1
SO 7
LOB 4



Sat Apr 05 2003, 1:05 PM CST
Att: 19,912 - Sunny - 42 F

Batter	1	2	3	4	5	6	7	8	9	AB	R	H	RBI	BB	SO	LOB	BOTTOM										
Michael Tucker, L OBP: 0.292, SLG: 0.333	0-2 SH1-3 29 SF8 2B		2-0 E6 3B		4-2 G6-4-3 BB		3-2 F8	2-0 P6		4	2	2	0	1	0	5											
Desi Relaford, S OBP: 0.417, SLG: 0.222	1-1 SH1-3		0-2 29 S 1B		0-0 G6-4-3		0-0 1-2 2-3 1B			3	0	2	0	0	0	1											
29 Mike Sweeney, R OBP: 0.545, SLG: 0.643	2-0 SF8		4-0 1B IBB		3-3 K		2-2 G5-3			2	0	0	1	1	1	3											
Raul Ibanez, L OBP: 0.455, SLG: 0.579	1-1 HBP		2-1 1-3 2-H 1B			2-2 G6-3		2-1 G1-3		3	0	1	0	0	0	0											
Ken Harvey, R OBP: 0.429, SLG: 0.500	2-0 F9		3-2 G5-3			0-0 F8		4-1 1B 4 FC6-4 BB		3	1	0	0	1	0	3											
Brandon Berger, R OBP: 0.429, SLG: 0.200		0-2 G5-3		4-1 4 G4-6-3 BB		1-1 G5-3		0-1 4 FC6-4 1B		3	0	1	0	1	0	0											
Rontrez Johnson, R ERA: 5.4										0	0	0	0	0	0	0											
4 Angel Berroa, R OBP: 0.250, SLG: 0.263		3-2 G5-3		1-2 1-2 G4-6-3			0-3 K2-3	0-2 FC6-4		4	0	0	1	0	1	2											
Brent Mayne, L OBP: 0.563, SLG: 0.800		1-1 G4-3		3-2 2B 1B			1-2 1B 1B	3-1 1B 1B		4	0	3	0	0	0	0											
Carlos Febles, R OBP: 0.375, SLG: 0.467			0-1 G6-3		0-1 1-H 2B		0-2 1B	0-0 1B		4	0	3	0	0	0	0											
Inning Stats	R: 1 H: 1 E: 0 K: 0 S: 8	H: 1 LOB: 1 BB: 0 P: 14	R: 0 H: 0 E: 0 K: 0 S: 8	H: 0 LOB: 0 BB: 0 P: 12	R: 1 H: 3 E: 1 K: 0 S: 11	H: 3 LOB: 2 BB: 1 P: 22	R: 0 H: 2 E: 0 K: 0 S: 11	H: 2 LOB: 2 BB: 1 P: 19	R: 0 H: 0 E: 0 K: 0 S: 6	H: 0 LOB: 0 BB: 0 P: 9	R: 0 H: 3 E: 0 K: 1 S: 17	H: 3 LOB: 3 BB: 0 P: 23	R: 1 H: 3 E: 0 K: 0 S: 12	H: 3 LOB: 3 BB: 1 P: 23	R: 0 H: 0 E: 0 K: 0 S: 10	H: 0 LOB: 0 BB: 0 P: 14	1B: 9 2B: 2 3B: 1 HR: 0	SF: 1 SAC: 1 DP: 2 HBP: 1	WP: 0 PA: 37 CS: 0								
PITCHER	IP	WLS	BF	H	R	ER	SO	BB	IBB	HBP	BLK	WP	HR	S	P	ERA	WHIP										
CC Sabathia, L ERA: 2.63	6.2	L	28	8	2	2	2	2	1	1	0	0	0	64	107	2.70	1.500										
Jose Santiago, R ERA: 5.4	1.0		8	4	1	1	0	1	0	0	0	0	0	15	26	9.00	5.000										
53 Carl Sadler, L ERA:	0.1		1	0	0	0	0	0	0	0	0	0	0	1	3	0.00	0.000										

Cleveland Indians @ Kansas City Royals
Kauffman Stadium, Kansas City, MO

AB 30
R 3
H 12
RBI 2
BB 4
SO 2
LOB 14



Sat Apr 05 2003, 1:05 PM CST
Att: 19,912 - Sunny - 42 F

Batter	1	2	3	4	5	6	7	8	9	10	AB	R	H	RBI	BB	SO	LOB	TOP							
D'Angelo Jimenez, S OBP: 0.393, SLG: 0.563	L8		2B		G3		1B			1B	4	1	2	1	1	0	1	Chicago White Sox @ Cleveland Indians Jacobs Field, Cleveland, OH Tue Apr 08 2003, 3:05 PM EDT Att: 42,301 - Overcast - 34 F							
Jose Valentin, S OBP: 0.429, SLG: 0.920	L3		G6-3		L3		P4			SF9	5	0	1	1	0	0	3								
Frank Thomas, R OBP: 0.469, SLG: 0.381	1B		K		K		F8			SF9	3	0	0	1	1	2	1								
Magglio Ordonez, R OBP: 0.300, SLG: 0.423	1B		G5-3		G1-3		14 G4-6-3			P6	4	0	1	0	1	0	1								
14 Paul Konerko, R OBP: 0.192, SLG: 0.167	K		F9		L7		G4-6-3			1B	4	0	0	0	0	1	3								
Carlos Lee, R OBP: 0.200, SLG: 0.091		G5-3		K			K			P4	4	0	0	0	2	0									
24 Joe Crede, R OBP: 0.393, SLG: 0.593		P2			SH1-3		G6-3			G5-3	4	2	2	0	0	0	0								
Aaron Rowand, R OBP: 0.238, SLG: 0.300		K		SH1-3			G6-3			G6-3	3	0	0	0	0	1	1								
Sandy Alomar Jr., R OBP: 0.429, SLG: 0.857					G3		2B				4	1	3	2	0	0	0								
Miguel Olivo, R OBP: 0.192, SLG: 0.200			G5-3		2B		1B			1B	0	1	0	0	0	0	0								
Inning Stats	R: 0 E: 0 K: 1 S: 13	H: 1 LOB: 2 BB: 1 P: 25	R: 0 E: 0 K: 1 S: 8	H: 0 LOB: 0 BB: 0 P: 13	R: 0 E: 0 K: 1 S: 10	H: 1 LOB: 1 BB: 0 P: 14	R: 0 E: 0 K: 1 S: 9	H: 0 LOB: 0 BB: 0 P: 16	R: 1 E: 0 K: 0 S: 11	H: 2 LOB: 1 BB: 0 P: 14	R: 0 E: 0 K: 1 S: 7	H: 0 LOB: 0 BB: 0 P: 10	R: 2 E: 0 K: 1 S: 17	H: 3 LOB: 1 BB: 0 P: 24	R: 0 E: 0 K: 0 S: 9	H: 0 LOB: 0 BB: 1 P: 17	R: 0 E: 0 K: 0 S: 10	H: 0 LOB: 0 BB: 0 P: 14	R: 2 E: 0 K: 0 S: 10	H: 2 LOB: 1 BB: 1 P: 16	1B: 6 2B: 4 3B: 0 HR: 0	SF: 1 SAC: 1 DP: 2 HBP: 0	WP: 0 PA: 40		
PITCHER	IP WLS BF H R ER SO	IP WLS BF H R ER SO	IP WLS BF H R ER SO	IP WLS BF H R ER SO	IP WLS BF H R ER SO	IP WLS BF H R ER SO	IP WLS BF H R ER SO	IP WLS BF H R ER SO	IP WLS BF H R ER SO	IP WLS BF H R ER SO	IP WLS BF H R ER SO	IP WLS BF H R ER SO	IP WLS BF H R ER SO	IP WLS BF H R ER SO	IP WLS BF H R ER SO	IP WLS BF H R ER SO	IP WLS BF H R ER SO	IP WLS BF H R ER SO	IP WLS BF H R ER SO	IP WLS BF H R ER SO	ERA WHIP	ERA WHIP	ERA WHIP		
Ricardo Rodriguez, R ERA: 1.38	6.0	23	4	1	1	5	1	0	0	0	0	0	0	0	0	0	0	0	0	0	1.50	0.833			
Jose Santiago, R ERA: 3.0	0.2	5	3	2	2	1	0	0	0	0	0	0	0	0	0	0	0	0	0	0	27.00	4.500			
53 Carl Sadler, L ERA: 9.0	0.1	1	0	0	0	0	0	0	0	0	0	0	0	0	0	0	0	0	0	0	0.00	0.000			
David Riske, R ERA: 9.0	1.0	3	0	0	0	0	1	0	0	0	0	0	0	0	0	0	0	0	0	9	17	0.00	1.000		
Danyel Baez, R ERA: 9.0	1.0	3	0	0	0	0	0	0	0	0	0	0	0	0	0	0	0	0	0	10	14	0.00	0.000		

Chicago White Sox @ Cleveland Indians
Jacobs Field, Cleveland, OH
Tue Apr 08 2003, 3:05 PM EDT
Att: 42,301 - Overcast - 34 F

AB 35
R 5
H 9
RBI 5
BB 3
SO 6
LOB 10



Batter	1	2	3	4	5	6	7	8	9	10	AB	R	H	RBI	BB	SO	LOB	BOTTOM					
Milton Bradley, S OBP: 0.393, SLG: 0.440	1B	K			2B		K			G3	5	1	2	0	0	2	5	Chicago White Sox @ Cleveland Indians Jacobs Field, Cleveland, OH Tue Apr 08 2003, 3:05 PM EDT Att: 42,301 - Overcast - 34 F					
Omar Vizquel, S OBP: 0.417, SLG: 0.522	F9		G6-4-3		2B		2B			1B	5	0	4	2	0	0	1						
Matt Lawton, L OBP: 0.174, SLG: 0.286	BB		G6-4-3		K		K			K	4	0	0	0	1	3	4						
Ellis Burks, R OBP: 0.308, SLG: 0.273	G4-3		K		K		K			K	5	0	0	0	0	3	3						
Karim Garcia, L OBP: 0.192, SLG: 0.300		2B			G3		G6-3			F8	5	1	1	0	0	0	1						
Josh Bard, S OBP: 0.150, SLG: 0.158		FC3-6			BB		K			G3-1	3	0	1	0	1	1	0						
48 Travis Hafner, L OBP: 0.261, SLG: 0.190		L5			K		G6-3			SH3-4	3	0	0	0	1	1	3						
John McDonald, R OBP: 0.400, SLG: 0.600										BB	0	0	0	0	0	0	0						
Casey Blake, R OBP: 0.250, SLG: 0.222		FC3-6			F9		G4-3			SH3-4	2	1	1	0	1	0	1						
Brandon Phillips, R OBP: 0.100, SLG: 0.100		FC3-6			G6-3		G4-3			F9	4	0	0	1	0	0	5						
Inning Stats	R: 0 E: 0 K: 0 S: 11	H: 1 LOB: 1 BB: 1 P: 19	R: 1 E: 0 K: 1 S: 18	H: 2 LOB: 2 BB: 1 P: 27	R: 0 E: 0 K: 1 S: 8	H: 1 LOB: 0 BB: 0 P: 10	R: 0 E: 0 K: 1 S: 9	H: 0 LOB: 1 BB: 1 P: 19	R: 1 E: 0 K: 2 S: 14	H: 2 LOB: 1 BB: 0 P: 19	R: 0 E: 0 K: 0 S: 6	H: 0 LOB: 2 BB: 1 P: 14	R: 0 E: 0 K: 2 S: 11	H: 1 LOB: 1 BB: 0 P: 16	1B: 4 2B: 5 3B: 0 HR: 0	SF: 0 SAC: 1 DP: 1 HBP: 0	WP: 0 PA: 41						
PITCHER	IP WLS BF H R ER SO	IP WLS BF H R ER SO	IP WLS BF H R ER SO	IP WLS BF H R ER SO	IP WLS BF H R ER SO	IP WLS BF H R ER SO	IP WLS BF H R ER SO	IP WLS BF H R ER SO	IP WLS BF H R ER SO	IP WLS BF H R ER SO	IP WLS BF H R ER SO	IP WLS BF H R ER SO	IP WLS BF H R ER SO	IP WLS BF H R ER SO	IP WLS BF H R ER SO	IP WLS BF H R ER SO	IP WLS BF H R ER SO	IP WLS BF H R ER SO	IP WLS BF H R ER SO	IP WLS BF H R ER SO	ERA WHIP	ERA WHIP	ERA WHIP
Bartolo Colon, R ERA: 3.75	6.0	25	6	2	2	6	3	0	0	0	0	0	0	0	0	0	0	0					
Tom Gordon, R ERA: 12.0	0.2	4	2	1	1	1	0	0	0	0	0	0	0	0	0	0	0	0					
Damasso Marte, L ERA: 2.7	1.1	5	0	0	0	1	1	0	0	0	0	0	0	0	0	0	0	0					
Billy Koch, R ERA: 3.6	2.0	7	1	0	0	2	0	0	0	0	0	0	0	0	0	0	0	0					

Chicago White Sox @ Cleveland Indians
Jacobs Field, Cleveland, OH
Tue Apr 08 2003, 3:05 PM EDT
Att: 42,301 - Overcast - 34 F

AB 36
R 3
H 9
RBI 3
BB 4
SO 10
LOB 23



Batter	1	2	3	4	5	6	7	8	9	AB	R	H	RBI	BB	SO	LOB	TOP					
D'Angelo Jimenez, S OBP: 0.378, SLG: 0.484										4	0	0	0	1	0	4						
Jose Valentin, S OBP: 0.424, SLG: 0.821										3	1	0	0	2	1	2						
Frank Thomas, R OBP: 0.463, SLG: 0.414										4	1	1	0	1	3	2						
Magglio Ordonez, R OBP: 0.308, SLG: 0.486										5	2	2	2	0	2	1						
14 Paul Konerko, R OBP: 0.229, SLG: 0.281										5	1	1	0	0	0	1						
Brian Daubach, L OBP: 0.125, SLG: 0.125										4	0	0	0	0	1	3						
Aaron Rowand, R OBP: 0.250, SLG: 0.304										0	0	0	0	0	0	0						
24 Joe Crede, R OBP: 0.333, SLG: 0.486										4	1	1	1	0	0	0						
Armando Rios, L OBP: 0.250, SLG: 0.273										4	1	2	2	0	0	0						
Sandy Alomar Jr., R OBP: 0.556, SLG: 0.941										3	0	3	2	1	0	0						
Inning Stats	R: 5 E: 0 K: 0 S: 21	H: 5 LOB: 2 BB: 2 P: 39	R: 0 E: 0 K: 3 S: 10	H: 0 LOB: 0 BB: 0 P: 16	R: 0 E: 0 K: 0 S: 5	H: 0 LOB: 0 BB: 0 P: 9	R: 0 E: 0 K: 1 S: 8	H: 0 LOB: 2 BB: 0 P: 18	R: 1 E: 0 K: 1 S: 11	H: 1 LOB: 0 BB: 0 P: 15	R: 0 E: 0 K: 0 S: 7	H: 1 LOB: 1 BB: 0 P: 9	R: 0 E: 0 K: 1 S: 11	H: 1 LOB: 1 BB: 0 P: 17	R: 1 E: 0 K: 0 S: 12	H: 2 LOB: 2 BB: 1 P: 23	R: 0 E: 0 K: 1 S: 11	H: 0 LOB: 0 BB: 0 P: 14	1B: 8 2B: 1 3B: 0 HR: 1	SF: 0 SAC: 0 DP: 1 HBP: 0	WP: 0 PB: 0 CS: 0	PA: 41
PITCHER	IP WLS BF H R ER SO BB IBB HBP BLK WP HR S P ERA WHIP																					
Jason Davis, R ERA: 12.86	(1, 1) 4.0 L 21 5 5 5 4 4 0 0 0 0 0 0 44 82 11.25 2.250																					
Terry Mulholland, L ERA: 4.5	(5, 1) 4.0 17 5 2 2 2 1 0 0 0 0 0 1 41 64 4.50 1.500																					
Chad Paronto, R ERA: 4.5	(9, 1) 1.0 3 0 0 0 1 0 0 0 0 0 0 0 11 14 0.00 0.000																					

Chicago White Sox @ Cleveland Indians
Jacobs Field, Cleveland, OH
Thu Apr 10 2003, 7:05 PM EDT
Att: 15,916 - Cloudy - 42 F

AB 36
R 7
H 10
RBI 7
BB 5
SO 7
LOB 13



Batter	1	2	3	4	5	6	7	8	9	AB	R	H	RBI	BB	SO	LOB	BOTTOM			
Milton Bradley, S OBP: 0.378, SLG: 0.438										4	1	1	0	0	0	0				
Omar Vizquel, S OBP: 0.394, SLG: 0.448										4	0	0	0	1	1	3				
Matt Lawton, L OBP: 0.219, SLG: 0.222										4	1	0	0	1	0	2				
Ellis Burks, R OBP: 0.382, SLG: 0.345										4	0	3	1	0	0	0				
Shane Spencer, R OBP: 0.250, SLG: 0.333										4	0	2	0	0	1	4				
Casey Blake, R OBP: 0.259, SLG: 0.250										3	0	0	0	0	1	3				
Bill Selby, L										0	0	0	0	1	0	0				
48 Travis Hafner, L OBP: 0.259, SLG: 0.167										3	0	0	1	1	0	0				
Josh Bard, S OBP: 0.143, SLG: 0.115										3	0	0	0	1	1	3				
Brandon Phillips, R OBP: 0.185, SLG: 0.308										3	0	0	0	1	1	4				
Inning Stats	R: 0 E: 0 K: 0 S: 8	H: 1 LOB: 1 BB: 1 P: 18	R: 0 E: 0 K: 0 S: 7	H: 0 LOB: 1 BB: 1 P: 17	R: 0 E: 0 K: 0 S: 9	H: 0 LOB: 0 BB: 0 P: 17	R: 0 E: 0 K: 0 S: 7	H: 1 LOB: 0 BB: 0 P: 10	R: 0 E: 0 K: 2 S: 12	H: 3 LOB: 2 BB: 0 P: 16	R: 0 E: 0 K: 0 S: 10	H: 0 LOB: 1 BB: 1 P: 17	R: 0 E: 0 K: 3 S: 16	H: 1 LOB: 3 BB: 3 P: 32	R: 0 E: 0 K: 0 S: 6	H: 0 LOB: 0 BB: 0 P: 9	1B: 4 2B: 3 3B: 0 HR: 0	SF: 0 SAC: 0 DP: 1 HBP: 1	WP: 0 PB: 0 CS: 0	PA: 39
PITCHER	IP WLS BF H R ER SO BB IBB HBP BLK WP HR S P ERA WHIP																			
56 Mark Buehrle, L ERA: 1.23	(1, 1) 7.0 W 29 5 1 1 2 3 0 0 0 0 0 0 9 107 1.29 1.143																			
Tom Gordon, R ERA: 13.5	(8, 1) 0.1 4 1 1 1 1 2 0 0 0 0 0 0 9 20 27.00 9.000																			
Damaso Marte, L ERA: 1.8	(8, 1) 1.2 6 0 0 0 2 1 0 0 0 0 0 0 13 21 0.00 0.600																			

Chicago White Sox @ Cleveland Indians
Jacobs Field, Cleveland, OH
Thu Apr 10 2003, 7:05 PM EDT
Att: 15,916 - Cloudy - 42 F

AB 32
R 2
H 6
RBI 2
BB 6
SO 5
LOB 19



Batter	1	2	3	4	5	6	7	8	9	AB	R	H	RBI	BB	SO	LOB	TOP							
Michael Tucker, L OBP: 0.263, SLG: 0.265	L3		F8			G3			G4-3	4	0	0	0	0	0	1								
Joe Randa, R OBP: 0.484, SLG: 0.520	G3			F8		G6-3			G5-3 29 1B	4	0	1	0	0	0	0								
29 Mike Sweeney, R OBP: 0.400, SLG: 0.490	K			G1-3		G5-3			G5-3	4	0	0	0	0	1	1								
Raul Ibanez, L OBP: 0.429, SLG: 0.567		K		L7					G4-3	3	0	0	0	0	1	1								
Dee Brown, L OBP: 0.500, SLG: 0.600		G6-3 1B				G4-3 4 E BB			K	2	1	1	0	1	1	1								
Dest Relaford, S OBP: 0.333, SLG: 0.167		G6-3 1-2f				G4-3			G4-6-3 1-2f	3	0	0	0	0	0	3								
Brent Mayne, L OBP: 0.500, SLG: 0.808						G5-3			G3-1	3	0	1	0	0	0	1								
4 Angel Berroa, R OBP: 0.258, SLG: 0.276				SH5-3		E5			G4-3	2	0	1	1	0	0	0								
Carlos Febles, R OBP: 0.259, SLG: 0.308				G2-3					K	3	0	0	0	0	2	2								
Inning Stats	R: 0 E: 0 K: 1 S: 8	H: 0 LOB: 0 BB: 0 P: 11	R: 0 E: 0 K: 1 S: 7	H: 1 LOB: 0 BB: 0 P: 13	R: 0 E: 0 K: 0 S: 7	H: 1 LOB: 1 BB: 0 P: 11	R: 0 E: 0 K: 0 S: 5	H: 0 LOB: 0 BB: 0 P: 9	R: 1 E: 1 K: 1 S: 11	H: 1 LOB: 1 BB: 1 P: 19	R: 0 E: 0 K: 0 S: 9	H: 0 LOB: 0 BB: 0 P: 13	R: 0 E: 0 K: 1 S: 7	H: 0 LOB: 0 BB: 0 P: 11	R: 0 E: 0 K: 1 S: 10	H: 0 LOB: 0 BB: 0 P: 14	R: 0 E: 0 K: 0 S: 8	H: 1 LOB: 1 BB: 0 P: 15	1B: 3 2B: 1 3B: 0 HR: 0	SF: 0 SAC: 1 DP: 2 HBP: 1	WP: 0 PB: 0 SB: 0 CS: 0	PA: 31		
PITCHER	IP	WLS	BF	H	R	ER	SO	BB	IBB	HBP	BLK	WP	HR	S	P	ERA	WHIP							
37 Jake Westbrook, R ERA: 1.35	6.0	L	21	3	1	1	3	1	0	0	0	0	0	47	76	1.50	0.667							
Billy Traber, L ERA:	2.1		7	0	0	0	2	0	0	1	0	0	0	19	30	0.00	0.000							
Jose Santiago, R ERA: 6.35	0.1		2	1	0	0	0	0	0	0	0	0	0	5	8	0.00	3.000							
53 Carl Sadler, L ERA:	0.1		1	0	0	0	0	0	0	0	0	0	0	1	2	0.00	0.000							

Kansas City Royals @ Cleveland Indians
Jacobs Field, Cleveland, OH
Fri Apr 11 2003, 7:05 PM EDT
Att: 17,931 - Sunny - 50 F

AB	28
R	1
H	4
RBI	1
BB	1
SO	5
LOB	10



Batter	1	2	3	4	5	6	7	8	9	AB	R	H	RBI	BB	SO	LOB	BOTTOM							
Milton Bradley, S OBP: 0.366, SLG: 0.417	G4-6-3 1B		K			P6			F9	4	0	1	0	0	1	4								
Omar Vizquel, S OBP: 0.378, SLG: 0.424	G4-6-3 1-2f					F8			F9	4	0	1	0	0	0	3								
Matt Lawton, L OBP: 0.222, SLG: 0.226	G4-1					L7			F7	4	0	1	0	0	0	1								
Ellis Burks, R OBP: 0.368, SLG: 0.333			F8			K			K	4	0	1	0	0	2	1								
Shane Spencer, R OBP: 0.250, SLG: 0.368						F7			K	4	0	1	0	0	1	3								
Bill Selby, L OBP: 0.222, SLG: 0.226						G5-3			G6-3	4	0	0	0	0	1	3								
48 Travis Hafner, L OBP: 0.228, SLG: 0.143						F9			G3-1	4	0	0	0	0	0	0								
Tim Laker, R OBP: 0.833, SLG: 1.000									G4-6-3	2	0	2	0	1	0	0								
John McDonald, R OBP: 0.444, SLG: 0.500						F8			F8	2	0	1	0	1	0	1								
Inning Stats	R: 0 E: 0 K: 0 S: 6	H: 1 LOB: 0 BB: 0 P: 7	R: 0 E: 0 K: 1 S: 5	H: 0 LOB: 0 BB: 0 P: 8	R: 0 E: 0 K: 1 S: 6	H: 0 LOB: 1 BB: 1 P: 13	R: 0 E: 0 K: 0 S: 12	H: 2 LOB: 2 BB: 0 P: 16	R: 0 E: 0 K: 0 S: 10	H: 2 LOB: 2 BB: 0 P: 15	R: 0 E: 0 K: 2 S: 11	H: 1 LOB: 1 BB: 0 P: 18	R: 0 E: 0 K: 0 S: 6	H: 1 LOB: 1 BB: 1 P: 12	R: 0 E: 0 K: 1 S: 10	H: 0 LOB: 0 BB: 0 P: 15	R: 0 E: 0 K: 0 S: 4	H: 1 LOB: 0 BB: 0 P: 7	1B: 6 2B: 2 3B: 0 HR: 0	SF: 0 SAC: 0 DP: 1 HBP: 0	WP: 0 PB: 0 SB: 1 CS: 1	PA: 34		
PITCHER	IP	WLS	BF	H	R	ER	SO	BB	IBB	HBP	BLK	WP	HR	S	P	ERA	WHIP							
Runevys Hernandez, R ERA: 0.45	7.0	W	28	7	0	0	4	2	0	0	0	0	0	56	89	0.00	1.286							
Jason Grimsley, R ERA: 1.5	1.0	H	3	0	0	0	1	0	0	0	0	0	0	10	15	0.00	0.000							
Mike MacDougal, R ERA:	1.0	S	3	1	0	0	0	0	0	0	0	0	0	4	7	0.00	1.000							

Kansas City Royals @ Cleveland Indians
Jacobs Field, Cleveland, OH
Fri Apr 11 2003, 7:05 PM EDT
Att: 17,931 - Sunny - 50 F

AB	32
R	0
H	8
RBI	0
BB	2
SO	5
LOB	16



Batter	1	2	3	4	5	6	7	8	9	AB	R	H	RBI	BB	SO	LOB	TOP										
Michael Tucker, L (1, 8) OBP: 0.256, SLG: 0.333			G2-3			K			F8	5	1	1	2	0	2	0											
Joe Randa, R (1, 5) OBP: 0.444, SLG: 0.500			F9			L9			G5-3	5	0	1	0	0	1	0											
Ken Harvey, R (1, 10) OBP: 0.433, SLG: 0.462			G6-3				G5-3			4	1	1	0	0	1	1											
Raul Ibanez, L (1, 7) OBP: 0.436, SLG: 0.647										4	1	2	2	0	2	1											
Brandon Berger, R (1, 9) OBP: 0.333, SLG: 0.091			L5-3			G6-3			F8	3	0	0	0	1	0	1											
Dest Relaford, S (1, 4) OBP: 0.474, SLG: 0.357										2	1	2	0	2	0	0											
Mendy López, R (1, 3) OBP: 0.143, SLG: 0.286			E6			F8			K	3	0	1	1	0	1	2											
4 Angel Berroa, R (1, 6) OBP: 0.229, SLG: 0.242						K			K	4	0	0	0	0	4	5											
Mike DiFelice, R (1, 2) OBP: 0.250, SLG: 0.250			P2			G6-3			F8	4	1	1	0	0	0	2											
Inning Stats	R: 0 H: 1 E: 0 K: 3 S: 11	H: 1 LOB: 1 BB: 0 P: 18	R: 0 H: 1 E: 0 K: 1 S: 18	H: 1 LOB: 2 BB: 1 P: 25	R: 0 H: 0 E: 0 K: 0 S: 6	H: 0 LOB: 0 BB: 0 P: 10	R: 1 H: 2 E: 1 K: 1 S: 10	H: 2 LOB: 1 BB: 1 P: 16	R: 0 H: 0 E: 0 K: 1 S: 9	H: 0 LOB: 0 BB: 0 P: 12	R: 2 H: 3 E: 0 K: 1 S: 13	H: 3 LOB: 1 BB: 0 P: 21	R: 2 H: 2 E: 0 K: 2 S: 10	H: 2 LOB: 0 BB: 0 P: 14	R: 0 H: 0 E: 0 K: 2 S: 9	H: 0 LOB: 1 BB: 1 P: 16	R: 0 H: 0 E: 0 K: 0 S: 5	H: 0 LOB: 0 BB: 0 P: 6	1B: 4 2B: 4 3B: 0 HR: 2	SF: 0 SAC: 1 DP: 1 HBP: 0	WP: 0 PA: 38 PB: 0 SB: 1 CS: 0						
PITCHER	IP	WLS	BF	H	R	ER	SO	BB	IBB	HBP	BLK	WP	HR	S	P	ERA	WHIP										
CC Sabathia, L (1, 1) ERA: 3.32	5.1	L	24	7	3	3	6	2	0	0	1	0	1	63	96	5.06	1.688										
David Riske, R (6, 1) ERA: 10.8	1.1		6	2	2	2	2	0	0	0	0	0	1	11	16	13.50	1.500										
53 Carl Sadler, L (7, 1) ERA:	1.1		5	0	0	0	3	1	0	0	0	0	0	12	20	0.00	0.750										
Chad Paronto, R (9, 1) ERA: 3.6	1.0		3	0	0	0	0	0	0	0	0	0	0	5	6	0.00	0.000										

Kansas City Royals @ Cleveland Indians
 Jacobs Field, Cleveland, OH
 Sat Apr 12 2003, 1:05 PM EDT
 Att: 18,168 - Sunny - 43 F

AB	34
R	5
H	9
RBI	5
BB	3
SO	11
LOB	12



Batter	1	2	3	4	5	6	7	8	9	AB	R	H	RBI	BB	SO	LOB	BOTTOM										
Milton Bradley, S (1, 8) OBP: 0.370, SLG: 0.488					F9		G4-3		FC4-6	5	1	2	1	0	0	2											
Omar Vizquel, S (1, 6) OBP: 0.333, SLG: 0.368	F7	F7-4			K		F7		P6	5	0	0	0	0	1	3											
Ellis Burks, R (1, 10) OBP: 0.357, SLG: 0.324			L4						K	4	0	1	0	0	2	0											
Shane Spencer, R (1, 9) OBP: 0.208, SLG: 0.304	E6		G5-3				G4-3			4	0	0	0	0	1	2											
Matt Lawton, L (1, 7) OBP: 0.275, SLG: 0.242			F8							2	0	1	0	1	0	0											
Josh Bard, S (1, 2) OBP: 0.219, SLG: 0.200					G4-3					4	0	3	0	0	0	0											
Casey Blake, R (1, 3) OBP: 0.241, SLG: 0.231					G6-3		FC5-4			2	0	0	0	0	1	3											
48 Travis Hafner, L (6, PH) OBP: 0.212, SLG: 0.133										2	0	0	0	0	1	3											
Brandon Phillips, R (1, 4) OBP: 0.194, SLG: 0.400					F9		K		G6-3	4	1	1	1	0	1	1											
John McDonald, R (1, 5) OBP: 0.417, SLG: 0.455			L9							3	0	1	0	0	0	0											
Bill Selby, L (9, PH) OBP: 0.212, SLG: 0.133							G3-1		FC4-6	0	0	0	0	1	0	0											
Inning Stats	R: 1 H: 2 E: 1 K: 2 S: 19	H: 2 LOB: 3 BB: 1 P: 34	R: 1 H: 2 E: 0 K: 0 S: 8	H: 2 LOB: 0 BB: 0 P: 13	R: 0 H: 0 E: 0 K: 0 S: 5	H: 0 LOB: 0 BB: 0 P: 7	R: 0 H: 0 E: 0 K: 0 S: 4	H: 0 LOB: 0 BB: 0 P: 7	R: 0 H: 2 E: 0 K: 1 S: 9	H: 2 LOB: 2 BB: 0 P: 13	R: 0 H: 1 E: 0 K: 1 S: 11	H: 1 LOB: 1 BB: 0 P: 16	R: 0 H: 0 E: 0 K: 0 S: 13	H: 0 LOB: 0 BB: 0 P: 20	R: 0 H: 2 E: 0 K: 3 S: 17	H: 2 LOB: 2 BB: 0 P: 26	R: 0 H: 0 E: 0 K: 0 S: 4	H: 0 LOB: 1 BB: 1 P: 10	1B: 7 2B: 1 3B: 0 HR: 2	SF: 0 SAC: 0 DP: 1 HBP: 1	WP: 0 PA: 38 PB: 0 SB: 0 CS: 0						
PITCHER	IP	WLS	BF	H	R	ER	SO	BB	IBB	HBP	BLK	WP	HR	S	P	ERA	WHIP										
Chris George, L (1, 1) ERA: 2.25	5.1	W	24	7	2	2	3	1	0	1	0	0	0	6	8	0.00	0.000										
Jason Grimsley, R (6, 1) ERA: 1.35	0.2	H	2	0	0	0	1	0	0	0	0	0	0	6	8	0.00	0.000										
Albie Lopez, R (7, 1) ERA: 3.18	2.0	H	8	2	0	0	3	0	0	0	0	0	0	30	46	0.00	1.000										
D.J. Carrasco, R (9, 1) ERA:	1.0	S	4	0	0	0	0	1	0	0	0	0	0	4	10	0.00	1.000										

Kansas City Royals @ Cleveland Indians
 Jacobs Field, Cleveland, OH
 Sat Apr 12 2003, 1:05 PM EDT
 Att: 18,168 - Sunny - 43 F

AB	35
R	2
H	9
RBI	2
BB	2
SO	7
LOB	14



Batter	1	2	3	4	5	6	7	8	9	AB	R	H	RBI	BB	SO	LOB	TOP										
Michael Tucker, L OBP: 0.271, SLG: 0.326	G3-1 SH1-3 1B	K		G6-3 1-2		S BB			K	4	0	1	0	1	2	6											
Joe Randa, R OBP: 0.450, SLG: 0.485	SH1-3 1-2				F8	F7				3	0	1	0	1	0	1											
Raul Ibanez, L OBP: 0.409, SLG: 0.667	G3-1 2-3		L6		HR			G6-3	F8	5	1	1	1	0	0	3											
Ken Harvey, R OBP: 0.371, SLG: 0.387	K		K		G1-3			K	K	5	0	0	0	0	4	3											
Desi Relaford, S OBP: 0.435, SLG: 0.333		F8	G1-3		E 1B			F9		4	0	1	0	0	0	1											
Dee Brown, L OBP: 0.444, SLG: 0.500		G4-3		1B BB 1B	E3			K		4	0	1	0	0	1	1											
Mendy López, R OBP: 0.182, SLG: 0.364		1B 2B		F7	FC5-6-4 1-2			G6-3		4	0	1	0	0	0	3											
Carlos Febles, R OBP: 0.323, SLG: 0.321		1B HBP		1B BB		G4-3		1B		2	0	1	0	1	0	0											
Mike DiFelice, R OBP: 0.333, SLG: 0.333		1-2 2-3 1B		1-2 2-3 1B		F7		G2-3		4	0	2	0	0	0	1											
Inning Stats	R: 0 E: 0 K: 1 S: 8	H: 1 LOB: 1 BB: 0 P: 10	R: 0 E: 0 K: 1 S: 13	H: 2 LOB: 3 BB: 0 P: 16	R: 0 E: 0 K: 1 S: 10	H: 1 LOB: 1 BB: 0 P: 12	R: 0 E: 0 K: 0 S: 10	H: 2 LOB: 2 BB: 1 P: 15	R: 1 E: 1 K: 0 S: 13	H: 2 LOB: 2 BB: 0 P: 15	R: 0 E: 0 K: 1 S: 10	H: 0 LOB: 0 BB: 0 P: 18	R: 0 E: 0 K: 1 S: 9	H: 0 LOB: 0 BB: 0 P: 13	R: 0 E: 0 K: 1 S: 13	H: 1 LOB: 1 BB: 0 P: 18	R: 0 E: 0 K: 2 S: 11	H: 0 LOB: 1 BB: 1 P: 17	1B: 7 2B: 1 3B: 0 HR: 1	SF: 0 SAC: 1 DP: 1 HBP: 1	WP: 0 PB: 0 SB: 1 CS: 0	PA: 40					
PITCHER	IP	WLS	BF	H	R	ER	SO	BB	IBB	HBP	BLK	WP	HR	S	P	ERA	WHIP										
Ricardo Rodriguez, R ERA: 1.35	7.0	W	32	8	1	1	4	2	0	1	0	0	1	73	99	1.29	1.429										
Jose Santiago, R ERA: 5.4	1.0	H	4	1	0	0	1	0	0	0	0	0	0	13	18	0.00	1.000										
Danyis Baez, R ERA:	1.0		4	0	0	0	2	1	0	0	0	0	0	11	17	0.00	1.000										

Kansas City Royals @ Cleveland Indians
Jacobs Field, Cleveland, OH
Sun Apr 13 2003, 1:05 PM EDT
Att: 19,335 - Sunny - 40 F

livebaseballscorecards.com

AB 35
R 1
H 9
RBI 1
BB 3
SO 7
LOB 19



Batter	1	2	3	4	5	6	7	8	9	AB	R	H	RBI	BB	SO	LOB	BOTTOM										
Milton Bradley, S OBP: 0.412, SLG: 0.630	1B 1B			2B		K				5	2	4	1	0	1	1											
Omar Vizquel, S OBP: 0.319, SLG: 0.333	K	F8		P4		P5		HR	E BB	4	1	0	0	1	1	4											
Ellis Burks, R OBP: 0.362, SLG: 0.333	G4-3 1B	K			F8	K		E2 1B		5	1	2	1	0	2	2											
Shane Spencer, R OBP: 0.276, SLG: 0.333	G4-3 1B		F9		BB 1B			BB		4	1	2	1	1	0	0											
Matt Lawton, L OBP: 0.267, SLG: 0.237	G4-3 1-2 2-3		G3-1		P4			G1-3		5	0	1	0	0	0	5											
Josh Bard, S OBP: 0.276, SLG: 0.219	2B 1B		BB		BB			F8		2	0	1	2	2	0	1											
Casey Blake, R OBP: 0.242, SLG: 0.267	2B		F8		K			K		4	0	1	0	0	2	4											
48 Travis Hafner, L OBP: 0.216, SLG: 0.176	G6-3			K		E 2B		K		4	1	1	0	0	2	2											
Brandon Phillips, R OBP: 0.200, SLG: 0.382		G5-3		L9		E7 1B		F9		4	0	1	0	0	0	0											
Inning Stats	R: 3 E: 0 K: 1 S: 17	H: 5 LOB: 2 BB: 0 P: 25	R: 0 E: 0 K: 1 S: 10	H: 1 LOB: 1 BB: 0 P: 16	R: 0 E: 0 K: 0 S: 9	H: 0 LOB: 1 BB: 1 P: 16	R: 0 E: 0 K: 1 S: 10	H: 1 LOB: 1 BB: 0 P: 15	R: 0 E: 2 K: 2 S: 17	H: 2 LOB: 1 BB: 0 P: 25	R: 0 E: 0 K: 1 S: 8	H: 1 LOB: 1 BB: 0 P: 12	R: 2 E: 1 K: 1 S: 21	H: 2 LOB: 2 BB: 2 P: 36	R: 0 E: 0 K: 1 S: 8	H: 1 LOB: 1 BB: 0 P: 12	R: 2 E: 1 K: 1 S: 21	H: 2 LOB: 2 BB: 2 P: 36	1B: 8 2B: 4 3B: 0 HR: 1	SF: 0 SAC: 0 DP: 0 HBP: 0	WP: 0 PB: 0 SB: 0 CS: 0	PA: 41					
PITCHER	IP	WLS	BF	H	R	ER	SO	BB	IBB	HBP	BLK	WP	HR	S	P	ERA	WHIP										
Darrell May, L ERA: 6.75	4.0	L	20	7	3	3	3	1	0	0	0	0	0	46	72	6.75	2.000										
51 Kris Wilson, R ERA: 3.6	3.0		14	4	1	0	4	1	0	0	0	0	0	34	53	0.00	1.667										
Ryan Bukvich, R ERA: 6.0	1.0		7	2	2	2	1	2	0	0	0	0	1	21	36	18.00	4.000										

Kansas City Royals @ Cleveland Indians
Jacobs Field, Cleveland, OH
Sun Apr 13 2003, 1:05 PM EDT
Att: 19,335 - Sunny - 40 F

livebaseballscorecards.com

AB 37
R 6
H 13
RBI 5
BB 4
SO 8
LOB 19



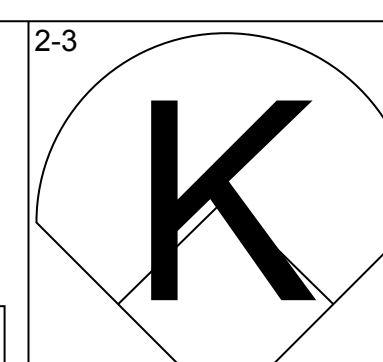
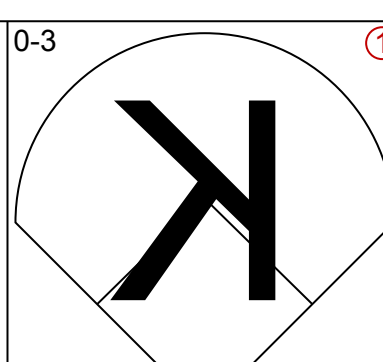
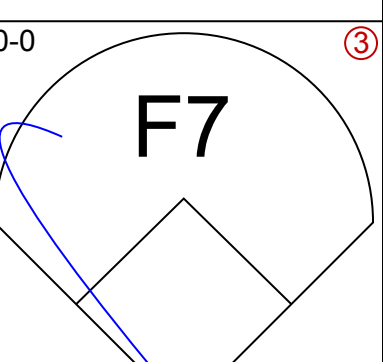
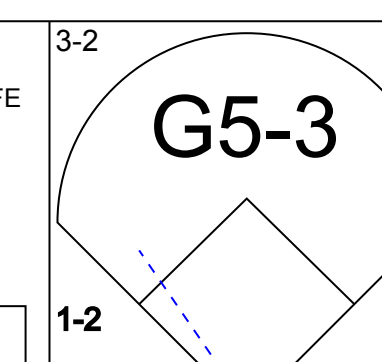
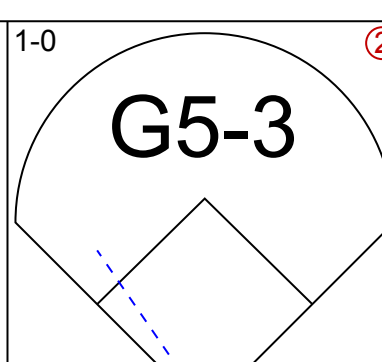
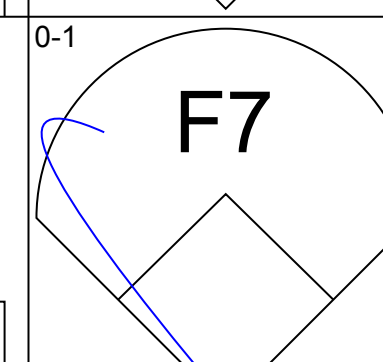
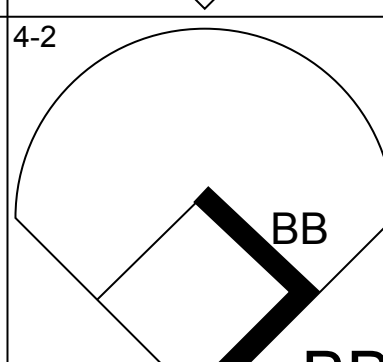
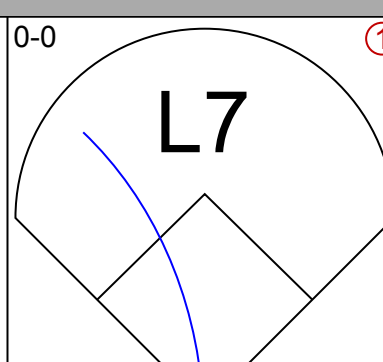
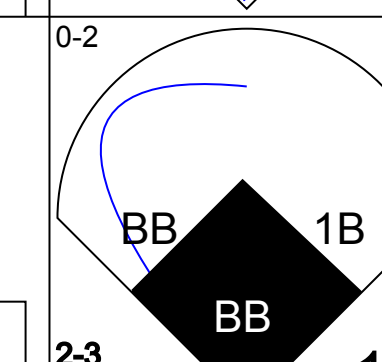
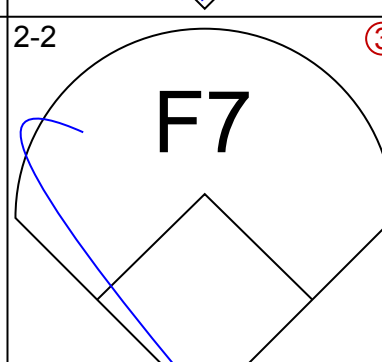
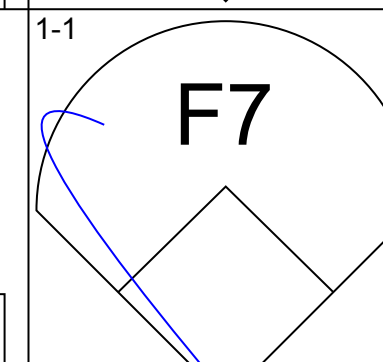
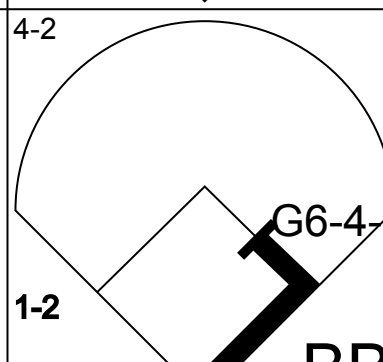
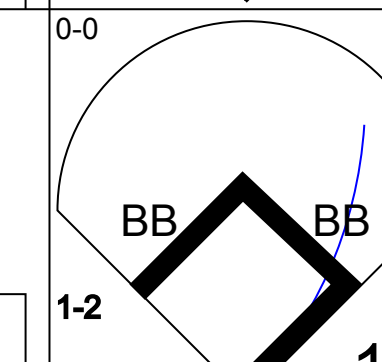
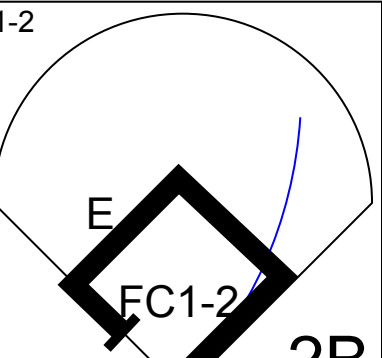
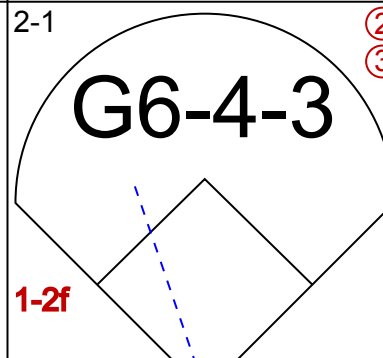
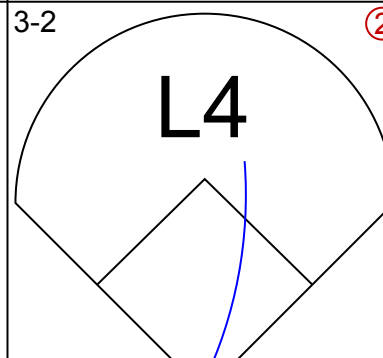
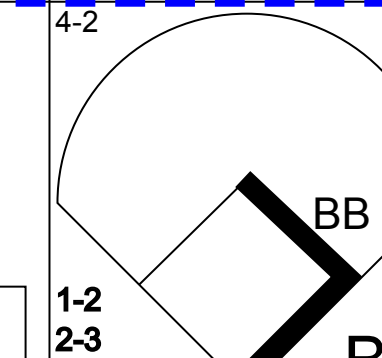
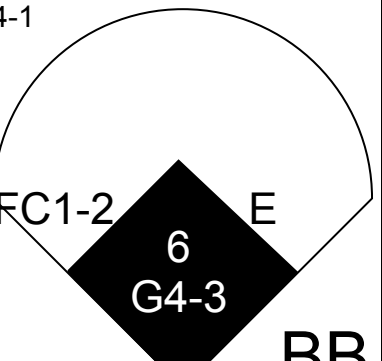
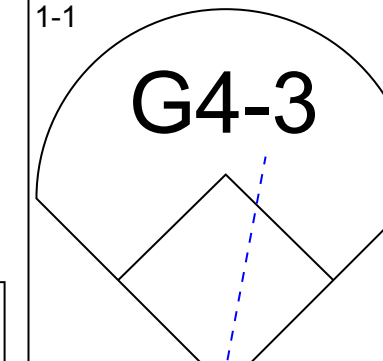
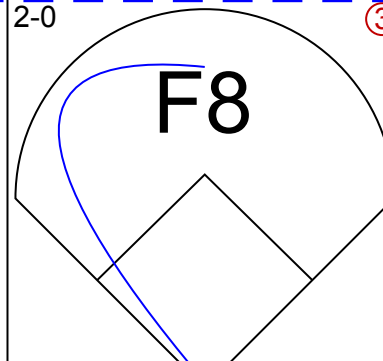
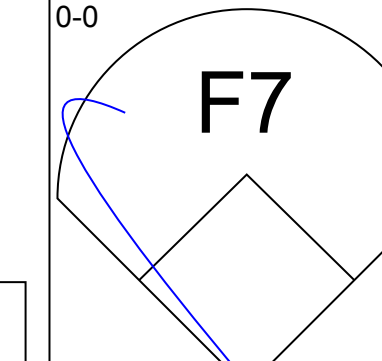
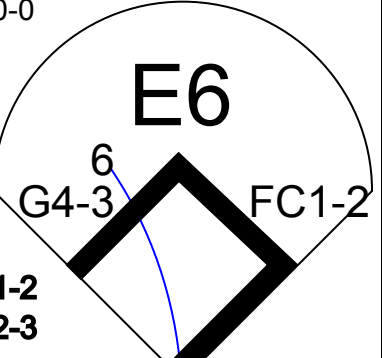
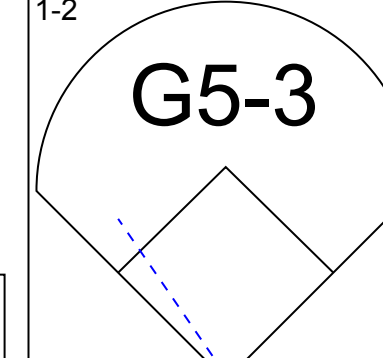
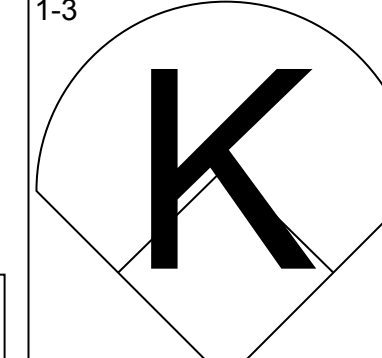

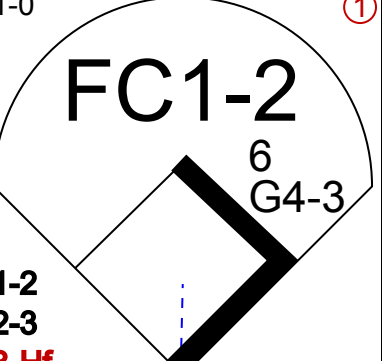
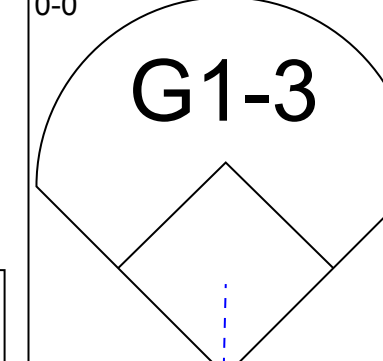
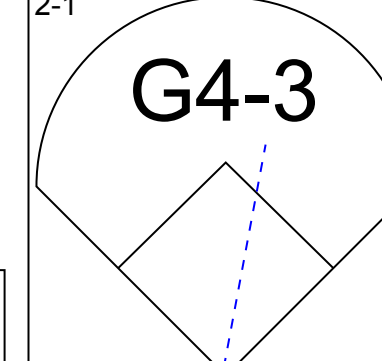

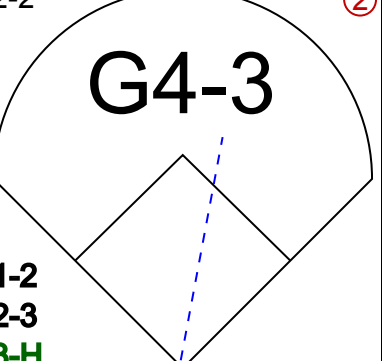
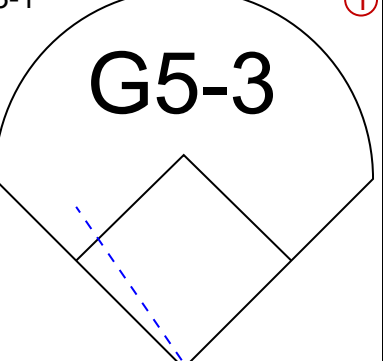
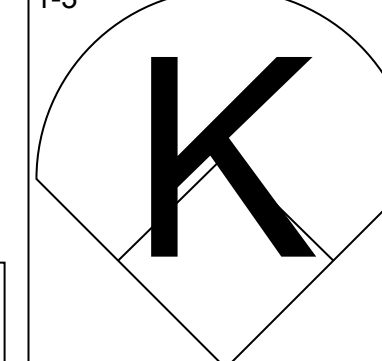
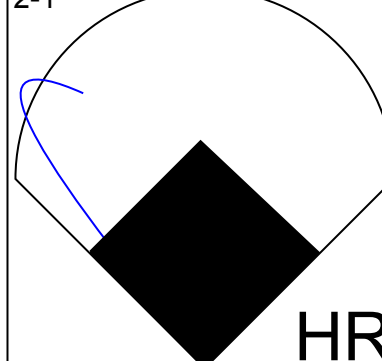
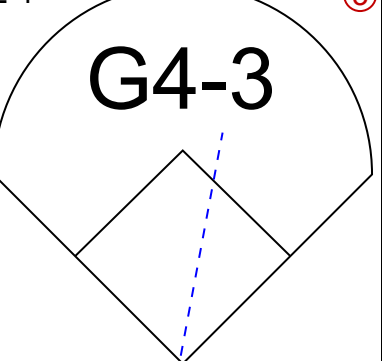
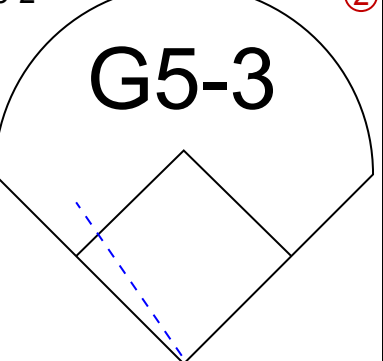
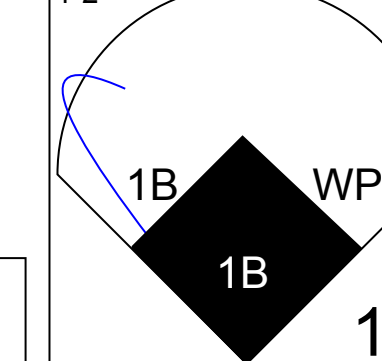
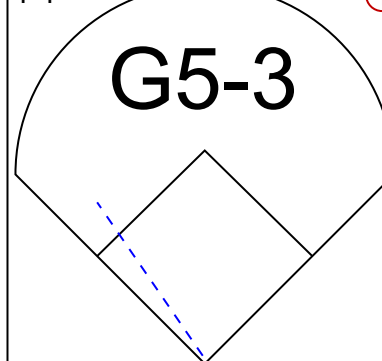
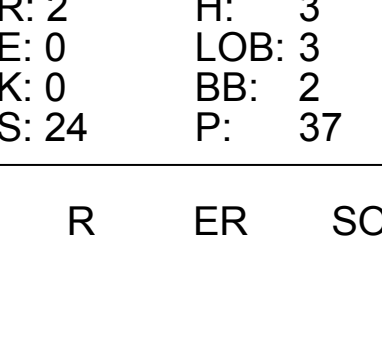
Batter	1	2	3	4	5	6	7	8	9	AB	R	H	RBI	BB	SO	LOB	TOP								
Jerry Hairston, R OBP: 0.397, SLG: 0.396 (1, 4)	G5-3		G2-3					G6-3		4	1	1	1	0	0	1	Baltimore Orioles @ Cleveland Indians Jacobs Field, Cleveland, OH Tue Apr 15 2003, 7:05 PM EDT Att: 17,015 - Sunny - 79 F								
Gary Matthews, S OBP: 0.232, SLG: 0.291 (1, 8)	1B			G4-3	F7			1B		4	0	2	0	0	0	0									
David Segui, S OBP: 0.484, SLG: 0.444 (1, 10)	G1-5-3-6			2B				1B		3	1	2	0	1	0	1									
Jeff Conine, R OBP: 0.306, SLG: 0.286 (1, 3)		P4		1B	2B			G6-4-3		4	1	1	1	0	0	3									
31 Jay Gibbons, L OBP: 0.278, SLG: 0.404 (1, 9)	F7			P4						4	0	1	0	0	0	1									
Tony Batista, R OBP: 0.451, SLG: 0.659 (1, 5)	P4			2B	1B					4	0	1	1	0	1	1									
B.J. Surhof, L OBP: 0.250, SLG: 0.289 (1, 7)				1B	2B					4	0	2	0	0	0	1									
Deivi Cruz, R OBP: 0.213, SLG: 0.319 (1, 6)			FC5-4					FC5-4		4	0	1	0	0	0	2									
Brook Fordyce, R OBP: 0.231, SLG: 0.308 (1, 2)	G6-3			G6-3				K2-3		3	0	0	0	0	1	2									
Inning Stats	R: 0 E: 0 K: 0 S: 8	H: 1 LOB: 0 BB: 0 P: 11	R: 0 E: 0 K: 0 S: 7	H: 0 LOB: 0 BB: 0 P: 9	R: 0 E: 0 K: 0 S: 10	H: 1 LOB: 1 BB: 0 P: 11	R: 2 E: 0 K: 0 S: 13	H: 4 LOB: 2 BB: 0 P: 20	R: 1 E: 0 K: 0 S: 11	H: 1 LOB: 0 BB: 0 P: 12	R: 0 E: 0 K: 0 S: 6	H: 0 LOB: 1 BB: 1 P: 13	R: 0 E: 0 K: 1 S: 10	H: 1 LOB: 1 BB: 0 P: 11	R: 0 E: 0 K: 0 S: 15	H: 2 LOB: 1 BB: 0 P: 23	R: 0 E: 0 K: 1 S: 10	H: 1 LOB: 1 BB: 0 P: 15	1B: 7 2B: 4 3B: 0 HR: 1	SF: 0 SAC: 0 DP: 3 HBP: 0	WP: 0 PB: 0 SB: 0 CS: 0	PA: 35			
PITCHER	IP	WLS	BF	H	R	ER	SO	BB	IBB	HBP	BLK	WP	HR	S	P	ERA	WHIP								
Jason Davis, R ERA: 8.36 (1, 1)	7.0	W	27	8	3	3	1	1	0	0	0	0	1	65	87	3.86	1.286								
Jose Santiago, R ERA: 4.7 (8, 1)	1.0		4	2	0	0	0	0	0	0	0	0	0	15	23	0.00	2.000								
Danys Baez, R ERA: (9, 1)	1.0		4	1	0	0	1	0	0	0	0	0	0	10	15	0.00	1.000								

AB	34
R	3
H	11
RBI	3
BB	1
SO	2
LOB	12



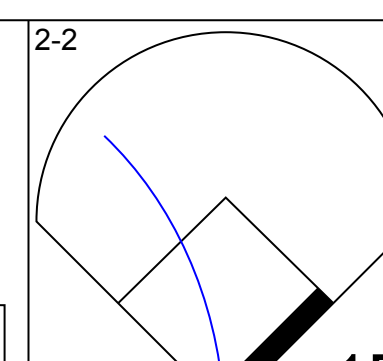
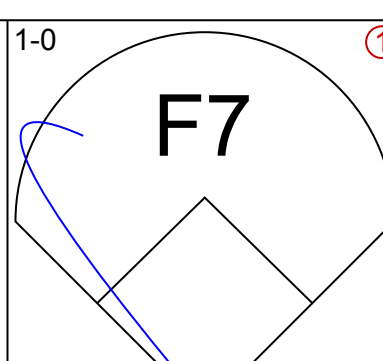
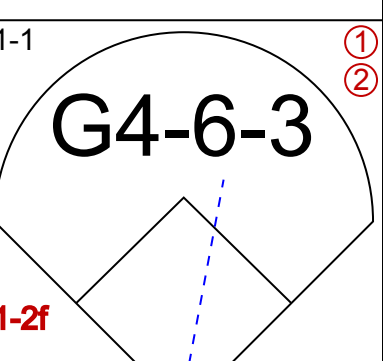
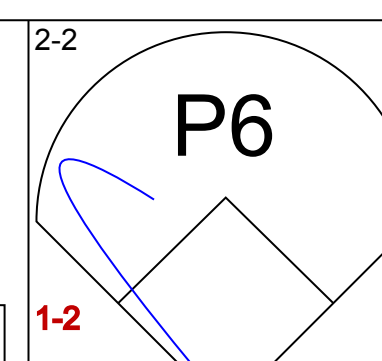
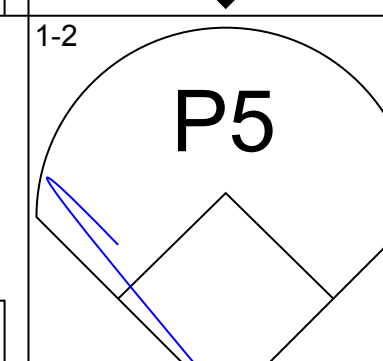
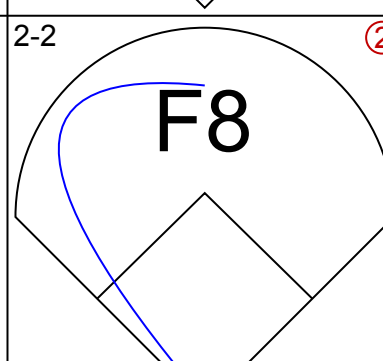
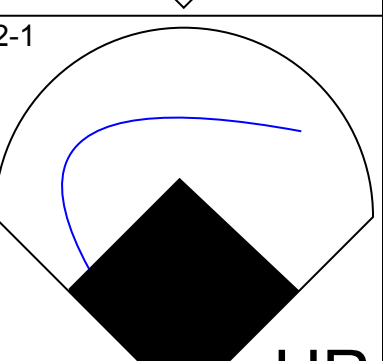
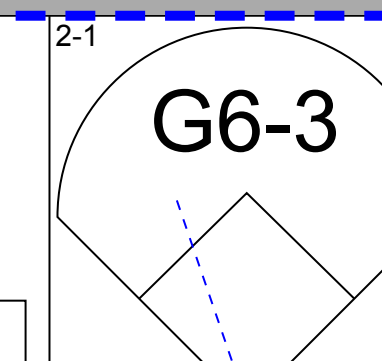
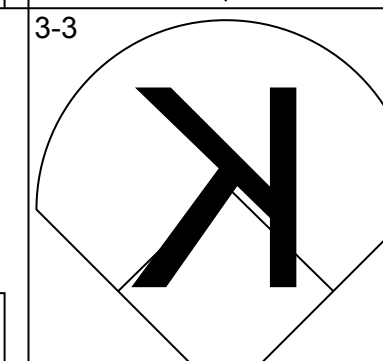
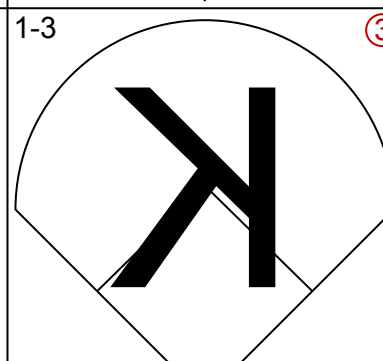
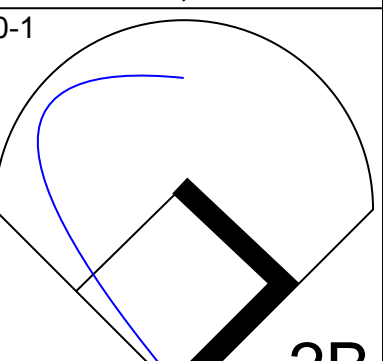
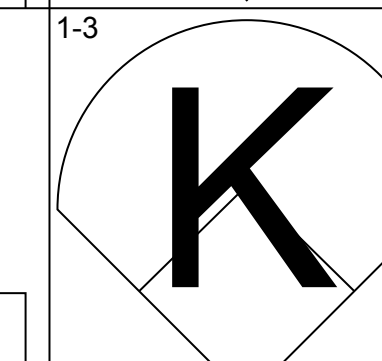
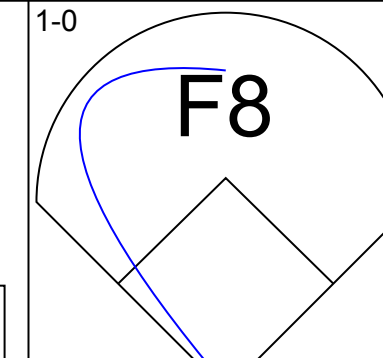
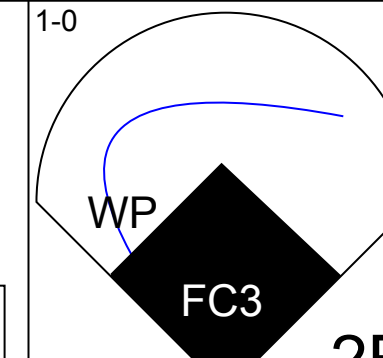
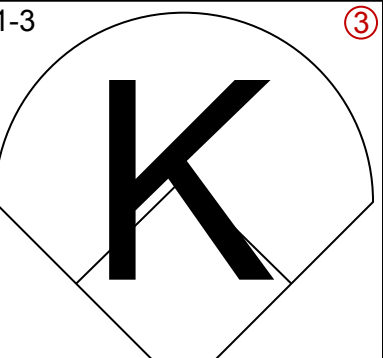
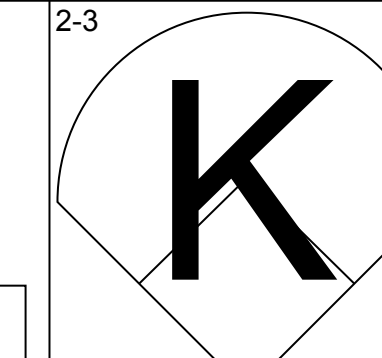
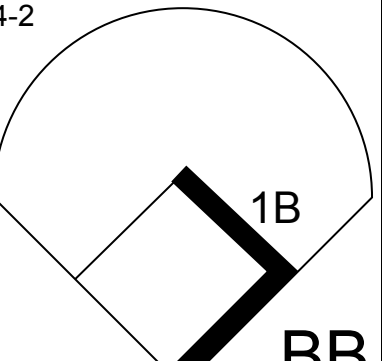
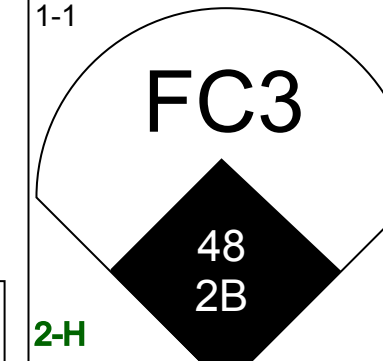
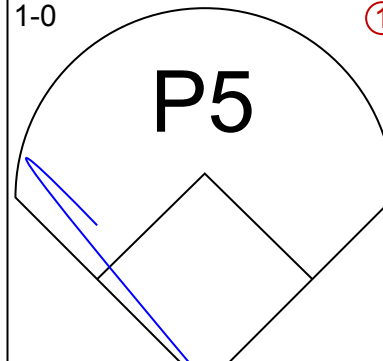
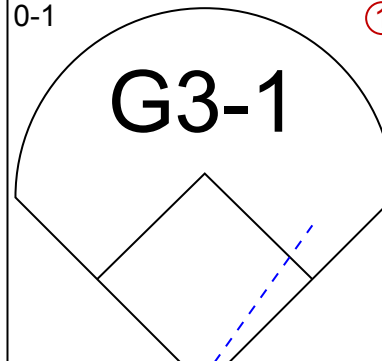

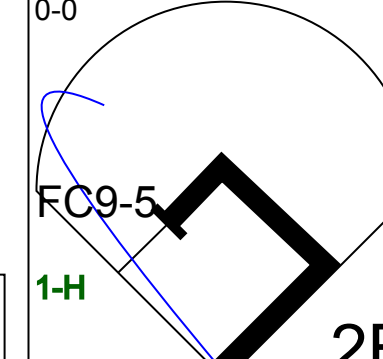

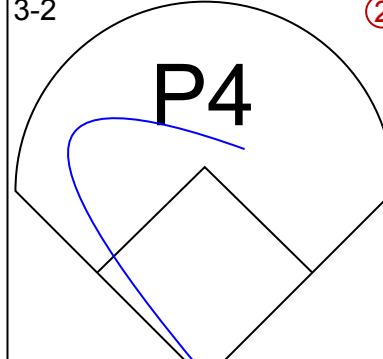
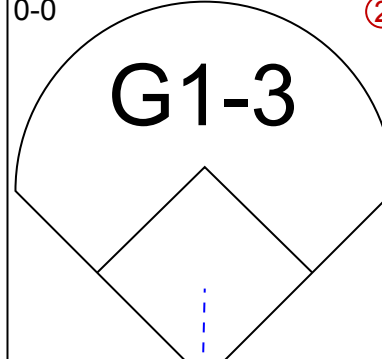

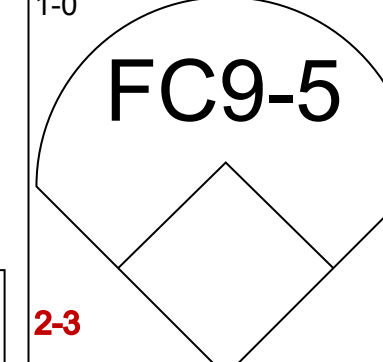
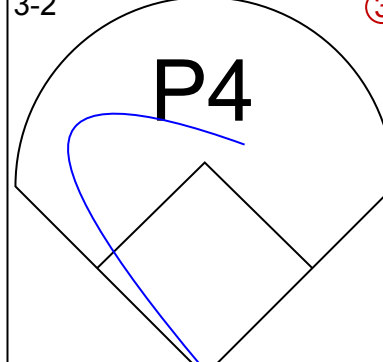
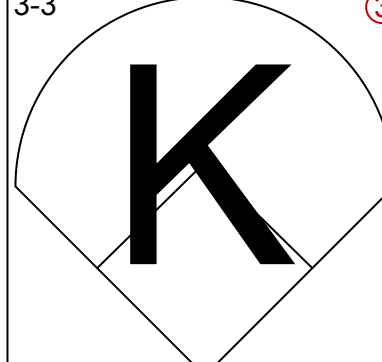
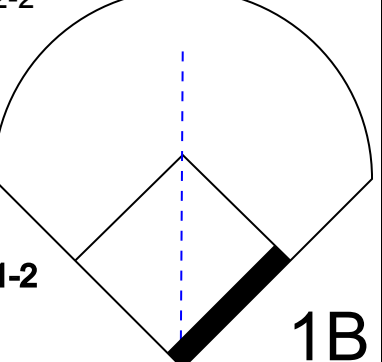
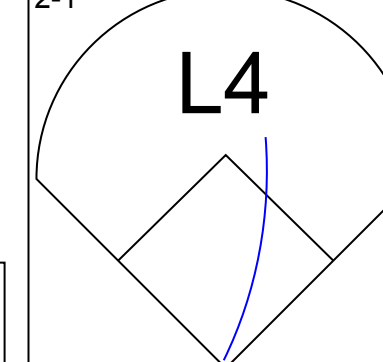
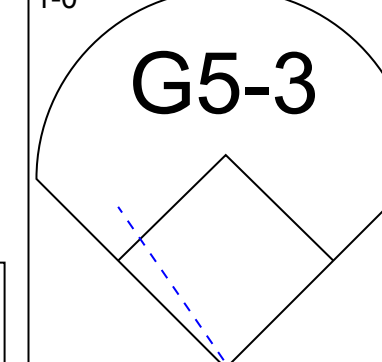
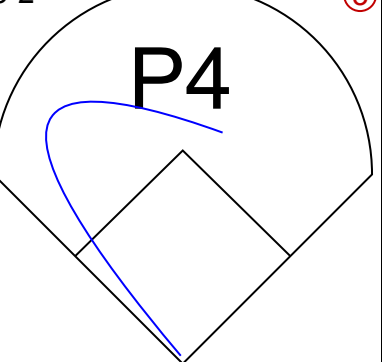
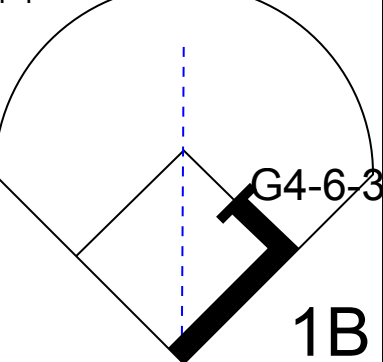
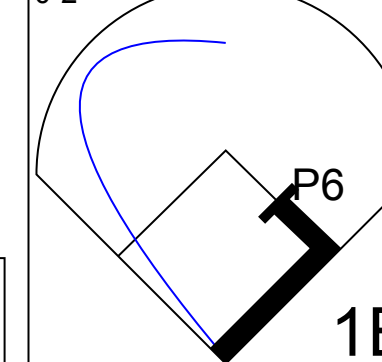
Batter	1	2	3	4	5	6	7	8	9	AB	R	H	RBI	BB	SO	LOB	BOTTOM								
Milton Bradley, S OBP: 0.433, SLG: 0.709 (1, 8)	F8			G4-3	1B			K		5	3	3	0	0	1	1	Baltimore Orioles @ Cleveland Indians Jacobs Field, Cleveland, OH Tue Apr 15 2003, 7:05 PM EDT Att: 17,015 - Sunny - 79 F								
Karim Garcia, L OBP: 0.192, SLG: 0.292 (9, 8)				1B	2B			1B		0	0	0	0	0	0	0									
Omar Vizquel, S OBP: 0.309, SLG: 0.360 (1, 6)	G1-3			G4-3	1B			1B		5	1	2	1	0	0	2									
Ellis Burks, R OBP: 0.382, SLG: 0.367 (1, 10)	G6-3			1B	HR			K		4	2	2	2	0	1	0									
Shane Spencer, R OBP: 0.378, SLG: 0.441 (1, 9)		P3		HR	1B			1B		4	1	3	1	0	0	0									
Matt Lawton, L OBP: 0.321, SLG: 0.341 (1, 7)	G1-3			HR	2B			1B		3	1	2	3	0	0	0									
Josh Bard, S OBP: 0.250, SLG: 0.200 (1, 2)	G6-3			HR	HBP			1B		4	0	0	0	0	1	4									
Casey Blake, R OBP: 0.244, SLG: 0.289 (7, 3)				2B				G5-3		4	0	1	0	0	2	4									
48 Travis Hafner, L OBP: 0.225, SLG: 0.216 (6, PR) John McDonald, R OBP: 0.294, SLG: 0.313 (7, 5)				K	G6-3			G5-3		3	0	1	0	0	1	1									
Brandon Phillips, R OBP: 0.186, SLG: 0.317 (1, 4)	G5-3			G6-3				G5-3		1	0	0	0	0	0	0									
Inning Stats	R: 0 E: 0 K: 0 S: 4	H: 0 LOB: 0 BB: 0 P: 6	R: 0 E: 0 K: 0 S: 6	H: 0 LOB: 0 BB: 0 P: 9	R: 0 E: 0 K: 2 S: 8	H: 0 LOB: 0 BB: 0 P: 14	R: 4 E: 0 K: 0 S: 23	H: 5 LOB: 1 BB: 0 P: 34	R: 3 E: 0 K: 2 S: 16	H: 4 LOB: 2 BB: 0 P: 26	R: 0 E: 0 K: 1 S: 12	H: 1 LOB: 1 BB: 0 P: 16	R: 0 E: 0 K: 1 S: 15	H: 2 LOB: 2 BB: 0 P: 23	R: 1 E: 0 K: 0 S: 7	H: 2 LOB: 1 BB: 0 P: 11	1B: 7 2B: 5 3B: 1 HR: 1	SF: 0 SAC: 0 DP: 0 HBP: 1	WP: 1 PB: 0 SB: 0 CS: 0	PA: 38					
PITCHER	IP	WLS	BF	H	R	ER	SO	BB	IBB	HBP	BLK	WP	HR	S	P	ERA	WHIP								
Omar Daal, L ERA: 8.04 (1, 1)	4.1	L	23	9	7	7	2	0	0	0	0	1	0	51	81	14.54	2.077								
Pat Hentgen, R ERA: 4.32 (5, 1)	3.2		15	5	1	1	4	0	0	0	0	1	0	40	58	2.46	1.364								



Batter	1	2	3	4	5	6	7	8	9	AB	R	H	RBI	BB	SO	LOB	TOP				
Jerry Hairston, R OBP: 0.328, SLG: 0.358 (1, 4)										5	0	0	0	0	2	1	Baltimore Orioles @ Cleveland Indians Jacobs Field, Cleveland, OH Wed Apr 16 2003, 7:05 PM EDT Att: 15,674 - Sunny - 50 F				
Gary Matthews, S OBP: 0.246, SLG: 0.288 (1, 8)										4	1	1	0	1	0	0					
David Segui, S OBP: 0.514, SLG: 0.467 (1, 10)										3	0	2	1	1	0	0					
Jeff Conine, R OBP: 0.321, SLG: 0.311 (1, 3)										3	0	1	0	1	0	3					
31 Jay Gibbons, L OBP: 0.276, SLG: 0.382 (1, 9)										3	1	0	0	1	0	4					
Tony Batista, R OBP: 0.436, SLG: 0.617 (1, 5)										3	0	0	1	1	1	2					
B.J. Surhoff, L OBP: 0.227, SLG: 0.262 (1, 7)										4	0	0	0	0	0	6					
6 Melvin Mora, R OBP: 0.250, SLG: 0.389 (1, 6)										4	1	1	2	0	1	2					
Geronomo Gil, R OBP: 0.270, SLG: 0.343 Jose Morban, S (8, PR)										3	0	1	0	0	0	2					
Brook Fordyce, R OBP: 0.214, SLG: 0.286 (8, 2)										0	1	0	0	0	0	0					
Inning Stats	R: 0 E: 0 K: 1 S: 8	H: 0 LOB: 0 BB: 0 P: 11	R: 1 E: 1 K: 0 S: 11	H: 1 LOB: 2 BB: 1 P: 21	R: 0 E: 0 K: 1 S: 12	H: 0 LOB: 1 BB: 2 P: 22	R: 0 E: 0 K: 0 S: 6	H: 0 LOB: 0 BB: 0 P: 8	R: 0 E: 0 K: 0 S: 7	H: 1 LOB: 1 BB: 0 P: 17	R: 0 E: 0 K: 2 S: 8	H: 0 LOB: 0 BB: 0 P: 12	R: 2 E: 0 K: 0 S: 24	H: 3 LOB: 3 BB: 2 P: 37	R: 1 E: 0 K: 0 S: 8	H: 1 LOB: 0 BB: 0 P: 14	1B: 4 2B: 1 3B: 0 HR: 1	SF: 0 SAC: 0 DP: 1 HBP: 0	WP: 1 PB: 0 SB: 0 CS: 0	PA: 38	
PITCHER	IP	WLS	BF	H	R	ER	SO	BB	IBB	HBP	BLK	WP	HR	S	P	ERA	WHIP				
37 Jake Westbrook, R ERA: 0.73 Billy Traber, L ERA: 2.57 Danys Baez, R ERA: 0.87	(1, 1)		5.2	22	2	1	0	2	3	0	0	0	0	0	52	89	0.00	0.882			
(6, 1)	1.2	H	8	3	2	2	2	0	0	0	0	1	0	23	33	10.80	1.800				
(8, 1)	1.2	L	8	1	1	1	0	2	0	0	0	0	1	18	33	5.40	1.800				

AB	33
R	4
H	6
RBI	4
BB	5
SO	4
LOB	20



Batter	1	2	3	4	5	6	7	8	9	AB	R	H	RBI	BB	SO	LOB	BOTTOM					
Milton Bradley, S OBP: 0.422, SLG: 0.678 (1, 8)										4	0	1	0	0	0	2	Baltimore Orioles @ Cleveland Indians Jacobs Field, Cleveland, OH Wed Apr 16 2003, 7:05 PM EDT Att: 15,674 - Sunny - 50 F					
Omar Vizquel, S OBP: 0.305, SLG: 0.407 (1, 6)										4	1	1	1	0	0	1						
Karim Garcia, L OBP: 0.200, SLG: 0.321 (1, 9)										4	0	1	0	0	3	1						
Shane Spencer, R OBP: 0.366, SLG: 0.447 (1, 7)										4	1	1	0	0	2	2						
Matt Lawton, L OBP: 0.316, SLG: 0.319 (1, 10)										3	1	0	1	1	0	0						
48 Travis Hafner, L OBP: 0.227, SLG: 0.244 (1, 3)										4	0	1	1	0	1	1						
Casey Blake, R OBP: 0.227, SLG: 0.268 Bill Selby, L (9, PH)										3	0	0	0	0	0	2						
Tim Laker, R OBP: 0.667, SLG: 0.714 (1, 2)										3	0	1	0	0	0	0						
Brandon Phillips, R OBP: 0.217, SLG: 0.341 (1, 4)										3	0	2	0	0	0	2						
Inning Stats	R: 0 E: 0 K: 1 S: 14	H: 1 LOB: 1 BB: 0 P: 21	R: 0 E: 0 K: 1 S: 16	H: 1 LOB: 2 BB: 1 P: 28	R: 0 E: 0 K: 1 S: 9	H: 0 LOB: 0 BB: 0 P: 13	R: 2 E: 0 K: 0 S: 7	H: 2 LOB: 0 BB: 0 P: 12	R: 1 E: 0 K: 1 S: 11	H: 3 LOB: 1 BB: 0 P: 16	R: 0 E: 0 K: 0 S: 8	H: 0 LOB: 0 BB: 0 P: 15	R: 0 E: 0 K: 2 S: 9	H: 1 LOB: 0 BB: 0 P: 12	R: 0 E: 0 K: 0 S: 9	H: 0 LOB: 0 BB: 0 P: 14		R: 0 E: 0 K: 1 S: 6	H: 0 LOB: 0 BB: 0 P: 9	1B: 4 2B: 4 3B: 0 HR: 1	SF: 0 SAC: 0 DP: 2 HBP: 0	WP: 1 PB: 0 SB: 0 CS: 0
PITCHER	IP	WLS	BF	H	R	ER	SO	BB	IBB	HBP	BLK	WP	HR	S	P	ERA	WHIP					
Rick Helling, R ERA: 6.0 Buddy Groom, L ERA: 5.06 Jorge Julio, R ERA: 5.06	(1, 1)		7.0	28	8	3	3	4	1	0	0	0	0	74	117	3.86	1.286					
(8, 1)	1.2	W	5	0	0	0	2	0	0	0	0	0	0	12	17	0.00	0.000					
(9, 1)	0.1	S	1	0	0	0	1	0	0	0	0	0	0	3	6	0.00	0.000					

AB	33
R	3
H	8
RBI	3
BB	1
SO	7
LOB	11



Batter	1	2	3	4	5	6	7	8	9	AB	R	H	RBI	BB	SO	LOB	TOP					
Omar Vizquel, S OBP: 0.300, SLG: 0.400	F7		SF9 SH3-4 1-2 3-H 1B		1B G4-6-3 2B		G6-3		G4-3	5	1	2	1	0	0	0						
Brandon Phillips, R OBP: 0.222, SLG: 0.346	G6-3		SH3-4		G4-6-3 1B		P4			3	0	1	0	0	0	0						
Karim Garcia, L OBP: 0.200, SLG: 0.378	1B		SF9		G4-6-3			G4-3		3	0	1	1	0	0	1						
Ellis Burks, R OBP: 0.407, SLG: 0.373	L4		FC6 BB		BB			1B G5-3 1B		2	0	1	0	2	0	1						
Matt Lawton, L OBP: 0.288, SLG: 0.273	F7		FC6		F9			G5-3		4	0	0	0	0	0	4						
Shane Spencer, R OBP: 0.373, SLG: 0.413	F9			K		G4-6-3 BB		1B		3	0	1	0	1	1	0						
4B Travis Hafner, L OBP: 0.226, SLG: 0.300	G3			K		P5		1B		4	0	0	0	0	2	3						
Josh Bard, S OBP: 0.288, SLG: 0.277			1B 2B	FC4-6 1B		G4-6-3			G1-3	4	1	2	0	0	0	1						
Casey Blake, R OBP: 0.220, SLG: 0.255			SH3-4 SF9 1B	FC4-6					P6	3	1	1	0	0	0	1						
Bill Selby, L OBP: 0.214, SLG: 0.083							G5-3			1	0	0	0	0	0	0						
Inning Stats	R: 0 E: 0 K: 0 S: 7	H: 1 LOB: 1 BB: 0 P: 8	R: 0 E: 0 K: 0 S: 7	H: 0 LOB: 0 BB: 0 P: 10	R: 2 E: 0 K: 0 S: 12	H: 3 LOB: 2 BB: 1 P: 19	R: 0 E: 0 K: 2 S: 11	H: 1 LOB: 1 BB: 0 P: 17	R: 1 E: 0 K: 0 S: 7	H: 2 LOB: 1 BB: 1 P: 11	R: 0 E: 0 K: 0 S: 4	H: 0 LOB: 0 BB: 0 P: 8	R: 0 E: 0 K: 0 S: 6	H: 0 LOB: 0 BB: 0 P: 9	R: 0 E: 0 K: 1 S: 8	H: 2 LOB: 2 BB: 0 P: 14	R: 0 E: 0 K: 0 S: 5	H: 0 LOB: 0 BB: 0 P: 6	1B: 7 2B: 2 3B: 0 HR: 0	SF: 1 SAC: 1 DP: 2 HBP: 0	WP: 0 PB: 0 SB: 0 CS: 0	PA: 37
PITCHER Bartolo Colon, R ERA: 3.21	IP: 9.0 WLS: W BF: 37 H: 9 R: 3 ER: 3 SO: 3 BB: 3 IBB: 0 HBP: 0 BLK: 0 WP: 0 HR: 0 S: 67 P: 102 ERA: 3.00 WHIP: 1.333															PITCHER						

Cleveland Indians @ Chicago White Sox
U.S. Cellular Field, Chicago, IL
Fri Apr 18 2003, 8:05 PM EDT
Att: 13,015 - Cloudy - 42 F

AB 32
R 3
H 9
RBI 2
BB 3
SO 3
LOB 11



Batter	1	2	3	4	5	6	7	8	9	AB	R	H	RBI	BB	SO	LOB	BOTTOM			
D'Angelo Jimenez, S OBP: 0.418, SLG: 0.649	F8		1B 3B		K		SH1-3 1B BB	SF8 2B		4	2	2	0	1	1	0				
Jose Valentin, S OBP: 0.435, SLG: 0.706	FC5-4 BB		G1-3 2B 1B		2B		SH1-3	SF8		2	1	2	2	1	0	0				
Frank Thomas, R OBP: 0.449, SLG: 0.391	F9		G1-3		2B		E 1B IBB	FC5-4 HBP		2	0	0	0	2	0	2				
Magglio Ordonez, R OBP: 0.343, SLG: 0.460	FC5-4		2B		K		E1	FC5-4		5	0	2	2	0	1	5				
14 Paul Konerko, R OBP: 0.279, SLG: 0.308		G6-3	K				G5-3	IBB		3	0	0	0	1	1	1				
Carlos Lee, R OBP: 0.288, SLG: 0.321		FC6-4 BB			G4-3		HR	K		3	1	1	1	1	1	3				
24 Joe Crede, R OBP: 0.311, SLG: 0.386	F8		K2-3				BB	F8		3	0	0	0	1	1	4				
Aaron Rowand, R OBP: 0.171, SLG: 0.200	FC6-4		F7				F7	P2		4	0	0	0	0	0	2				
Sandy Alomar Jr., R OBP: 0.400, SLG: 0.621			P6		P5		F8	2B SF8 1B		4	1	1	0	0	0	1				
Inning Stats	R: 0 E: 0 K: 0 S: 7	H: 0 LOB: 1 BB: 1 P: 14	R: 0 E: 0 K: 0 S: 9	H: 0 LOB: 1 BB: 1 P: 16	R: 2 E: 0 K: 1 S: 12	H: 3 LOB: 0 BB: 0 P: 21	R: 0 E: 0 K: 1 S: 8	H: 0 LOB: 0 BB: 0 P: 12	R: 0 E: 0 K: 2 S: 11	H: 1 LOB: 2 BB: 1 P: 22	R: 1 E: 0 K: 0 S: 17	H: 1 LOB: 1 BB: 1 P: 28	R: 1 E: 1 K: 1 S: 12	H: 1 LOB: 3 BB: 3 P: 32	R: 1 E: 0 K: 0 S: 10	H: 2 LOB: 2 BB: 0 P: 16	1B: 3 2B: 3 3B: 1 HR: 1	SF: 1 SAC: 1 DP: 0 HBP: 1	WP: 0 PB: 0 SB: 1 CS: 0	PA: 40
PITCHER Ricardo Rodriguez, R ERA: 2.08 Billy Traber, L ERA: 3.68 Jose Santiago, R ERA: 3.45 Terry Mulholland, L ERA: 5.4	IP: 6.0 WLS: L BF: 3 H: 0 R: 1 ER: 3 SO: 4 BB: 1 IBB: 0 HBP: 0 BLK: 0 WP: 0 HR: 0 S: 64 P: 113 ERA: 27.00 WHIP: 3.000															PITCHER				

Cleveland Indians @ Chicago White Sox
U.S. Cellular Field, Chicago, IL
Fri Apr 18 2003, 8:05 PM EDT
Att: 13,015 - Cloudy - 42 F

AB 30
R 5
H 8
RBI 5
BB 7
SO 5
LOB 18



Batter	1	2	3	4	5	6	7	8	9	AB	R	H	RBI	BB	SO	LOB	TOP					
Milton Bradley, S OBP: 0.413, SLG: 0.632	F8 2B						G4-3		L7	4	0	2	0	1	0	0						
Brandon Phillips, R OBP: 0.224, SLG: 0.327		F7					G6-3			3	0	0	0	1	0	4						
Ellis Burks, R OBP: 0.381, SLG: 0.345	K						G6-3			4	0	0	0	0	2	2						
Shane Spencer, R OBP: 0.352, SLG: 0.388	F8								G3-1	3	0	0	0	0	1	2						
Bill Selby, B OBP: 0.200, SLG: 0.077										1	0	0	0	0	0	0						
Karim Garcia, L OBP: 0.205, SLG: 0.366	F7								K	4	0	1	0	0	1	2						
Tim Laker, R OBP: 0.429, SLG: 0.417		E1 48 2B							K	4	1	0	0	0	1	1						
Casey Blake, R OBP: 0.222, SLG: 0.314		G6-3							K	4	1	1	1	0	1	1						
48 Travis Hafner, L OBP: 0.263, SLG: 0.396									K	3	1	2	2	1	0	0						
John McDonald, R OBP: 0.273, SLG: 0.286	F8								G1-3	4	0	0	0	0	0	2						
Inning Stats	R: 0 E: 0 K: 1 S: 16	H: 1 LOB: 2 BB: 1 P: 27	R: 1 E: 1 K: 0 S: 17	H: 1 LOB: 2 BB: 1 P: 27	R: 0 E: 0 K: 1 S: 9	H: 1 LOB: 1 BB: 0 P: 11	R: 0 E: 0 K: 0 S: 10	H: 1 LOB: 2 BB: 1 P: 21	R: 0 E: 0 K: 1 S: 5	H: 0 LOB: 0 BB: 0 P: 6	R: 1 E: 0 K: 0 S: 7	H: 1 LOB: 0 BB: 0 P: 9	R: 0 E: 0 K: 0 S: 9	H: 0 LOB: 0 BB: 0 P: 13	R: 0 E: 0 K: 2 S: 9	H: 0 LOB: 0 BB: 0 P: 11	R: 1 E: 0 K: 1 S: 8	H: 1 LOB: 0 BB: 0 P: 10	1B: 2 2B: 2 3B: 0 HR: 2	SF: 0 SAC: 0 DP: 0 HBP: 0	WP: 0 PB: 0 SB: 0 CS: 0	PA: 37
PITCHER	IP	WLS	BF	H	R	ER	SO	BB	IBB	HBP	BLK	WP	HR	S	P	ERA	WHIP					
Josh Stewart, L ERA: 3.71	6.0	W	27	5	2	1	3	3	0	0	0	0	1	64	101	1.50	1.333					
Gary Glover, R ERA: 1.17	1.0		3	0	0	0	0	0	0	0	0	0	0	9	13	0.00	0.000					
Kelly Wunsch, L ERA: 1.17	1.0		3	0	0	0	2	0	0	0	0	0	0	9	11	0.00	0.000					
Billy Koch, R ERA: 7.96	1.0		4	1	1	1	1	0	0	0	0	0	1	8	10	9.00	1.000					

Cleveland Indians @ Chicago White Sox
U.S. Cellular Field, Chicago, IL
Sat Apr 19 2003, 2:05 PM EDT
Att: 18,907 - Overcast - 71 F

AB 34
R 3
H 6
RBI 3
BB 3
SO 6
LOB 14



Batter	1	2	3	4	5	6	7	8	9	AB	R	H	RBI	BB	SO	LOB	BOTTOM				
D'Angelo Jimenez, S OBP: 0.444, SLG: 0.661										5	1	4	3	0	0	2					
Tony Graffanino, R OBP: 0.414, SLG: 0.640										5	1	0	0	0	0	5					
Frank Thomas, R OBP: 0.446, SLG: 0.412	K									5	1	2	0	0	1	2					
Magglio Ordonez, R OBP: 0.338, SLG: 0.493	P4									4	1	1	1	0	1	3					
Brian Daubach, L OBP: 0.276, SLG: 0.071										0	1	0	0	1	0	0					
14 Paul Konerko, R OBP: 0.288, SLG: 0.333										5	1	2	1	0	0	3					
Carlos Lee, R OBP: 0.313, SLG: 0.386										4	2	2	4	1	1	0					
24 Joe Crede, R OBP: 0.318, SLG: 0.403										5	1	2	2	0	0	2					
Aaron Rowand, R OBP: 0.200, SLG: 0.190										2	2	0	0	0	0	1					
Miguel Olivo, R OBP: 0.241, SLG: 0.393										4	1	3	0	0	0	1					
Josh Paul, R OBP: 0.500, SLG: 0.500										0	0	0	0	0	0	0					
Inning Stats	R: 6 E: 1 K: 1 S: 25	H: 6 LOB: 2 BB: 0 P: 34	R: 0 E: 0 K: 0 S: 12	H: 1 LOB: 2 BB: 1 P: 22	R: 1 E: 1 K: 0 S: 6	H: 1 LOB: 0 BB: 0 P: 10	R: 1 E: 0 K: 0 S: 6	H: 1 LOB: 0 BB: 0 P: 10	R: 1 E: 1 K: 0 S: 12	H: 2 LOB: 1 BB: 0 P: 19	R: 0 E: 0 K: 1 S: 14	H: 1 LOB: 0 BB: 0 P: 21	R: 0 E: 0 K: 1 S: 11	H: 2 LOB: 2 BB: 0 P: 17	R: 3 E: 0 K: 0 S: 14	H: 2 LOB: 0 BB: 1 P: 24	1B: 10 2B: 5 3B: 0 HR: 2	SF: 0 SAC: 0 DP: 2 HBP: 2	WP: 0 PB: 0 SB: 0 CS: 0	PA: 43	
PITCHER	IP	WLS	BF	H	R	ER	SO	BB	IBB	HBP	BLK	WP	HR	S	P	ERA	WHIP				
Brian Anderson, L ERA: 3.51	5.0	L	29	11	9	2	1	1	0	2	1	61	95	3.60	2.400						
Terry Mulholland, L ERA: 3.86	2.0		8	3	0	0	2	0	0	0	0	0	25	38	0.00	1.500					
Aaron Myette, R ERA: 27.0	1.0		6	2	3	3	0	1	0	0	0	1	14	24	27.00	3.000					

Cleveland Indians @ Chicago White Sox
U.S. Cellular Field, Chicago, IL
Sat Apr 19 2003, 2:05 PM EDT
Att: 18,907 - Overcast - 71 F

AB 39
R 12
H 16
RBI 11
BB 2
SO 3
LOB 19



Batter	1	2	3	4	5	6	7	8	9	AB	R	H	RBI	BB	SO	LOB	TOP					
Milton Bradley, S OBP: 0.425, SLG: 0.625	G5-3	G5-4-3 BB		G5-4-3 1B		G1-6-3 1B		K		4	0	2	0	1	1	1	Cleveland Indians @ Chicago White Sox U.S. Cellular Field, Chicago, IL Sun Apr 20 2003, 2:05 PM EDT Att: 14,975 - Cloudy - 66 F					
Omar Vizquel, S OBP: 0.307, SLG: 0.391	HR	G5-4-3		G5-4-3		G1-6-3		BB		4	1	1	0	1	0	3						
Ellis Burks, R OBP: 0.397, SLG: 0.407	HR	FC5-4 1B			2B BB		K	G6-3		4	2	2	2	1	1	2						
Shane Spencer, R OBP: 0.339, SLG: 0.426	HR	FC5-4			K		G5-3		K	5	1	1	1	0	2	2						
Karim Garcia, L OBP: 0.245, SLG: 0.457	48 HBP 1B			HR	1-2 2B 1B		P2		P5	5	2	3	1	0	0	0						
Casey Blake, R OBP: 0.271, SLG: 0.382	K			FC1-6 1B	1-1 1B 2B		2-1 HBP		2-2 2B	4	1	3	2	0	1	1						
Josh Bard, S OBP: 0.316, SLG: 0.294	48 HBP 1B			FC1-6 48 G3-6-1	0-0 1B		1-3 K		4-1 BB	4	0	2	1	1	1	2						
48 Travis Hafner, L OBP: 0.274, SLG: 0.386	1-2 2-3 HBP			G3-6-1	0-3 K			0-1 G6-3 1B	0-1 P2	4	0	1	0	0	1	4						
Brandon Phillips, R OBP: 0.210, SLG: 0.305	G5-3			F8	1-2 P4			G6-3		4	0	0	0	0	0	5						
Inning Stats	R: 3 E: 0 K: 1 S: 18	H: 5 LOB: 3 BB: 0 P: 27	R: 0 E: 0 K: 0 S: 5	H: 1 LOB: 1 BB: 1 P: 11	R: 1 E: 0 K: 0 S: 6	H: 2 LOB: 0 BB: 0 P: 9	R: 0 E: 0 K: 0 S: 7	H: 1 LOB: 0 BB: 0 P: 11	R: 3 E: 0 K: 2 S: 20	H: 3 LOB: 1 BB: 1 P: 30	R: 0 E: 0 K: 1 S: 7	H: 1 LOB: 0 BB: 0 P: 12	R: 0 E: 0 K: 1 S: 9	H: 0 LOB: 1 BB: 0 P: 13	R: 0 E: 0 K: 1 S: 11	H: 1 LOB: 2 BB: 1 P: 20	R: 0 E: 0 K: 1 S: 10	H: 1 LOB: 2 BB: 1 P: 18	1B: 10 2B: 2 3B: 0 HR: 3	SF: 0 SAC: 0 DP: 4 HBP: 2	WP: 0 PB: 0 SB: 0 CS: 0	PA: 44
PITCHER	IP WLS BF H R ER SO BB IBB HBP BLK WP HR S P ERA WHIP	IP WLS BF H R ER SO BB IBB HBP BLK WP HR S P ERA WHIP															IP WLS BF H R ER SO BB IBB HBP BLK WP HR S P ERA WHIP					
56 Mark Buehrle, L ERA: 3.27	4.1 L 24 11 7 7 2 2 0 0 1 0 0 3 46 77 14.54 3.000	2.2 10 2 0 0 3 0 0 1 0 0 0 26 36 0.00 0.750	1.0 5 1 0 0 1 1 0 0 0 0 0 11 20 0.00 2.000	1.0 5 1 0 0 1 1 0 0 0 0 0 10 18 0.00 2.000															4.1 L 24 11 7 7 2 2 0 0 1 0 0 3 46 77 14.54 3.000			
Gary Glover, R ERA: 0.87	5 10 2 0 0 3 0 0 1 0 0 0 26 36 0.00 0.750	1.0 5 1 0 0 1 1 0 0 0 0 0 11 20 0.00 2.000	1.0 5 1 0 0 1 1 0 0 0 0 0 10 18 0.00 2.000															5 10 2 0 0 3 0 0 1 0 0 0 26 36 0.00 0.750				
Damaso Marte, L ERA: 3.68	1.0 5 1 0 0 1 1 0 0 0 0 0 11 20 0.00 2.000	1.0 5 1 0 0 1 1 0 0 0 0 0 10 18 0.00 2.000															1.0 5 1 0 0 1 1 0 0 0 0 0 11 20 0.00 2.000					
Tom Gordon, R ERA: 5.87	1.0 5 1 0 0 1 1 0 0 0 0 0 10 18 0.00 2.000															1.0 5 1 0 0 1 1 0 0 0 0 0 10 18 0.00 2.000						

AB 38
R 7
H 15
RBI 7
BB 4
SO 7
LOB 20



Batter	1	2	3	4	5	6	7	8	9	AB	R	H	RBI	BB	SO	LOB	BOTTOM					
D'Angelo Jimenez, S OBP: 0.461, SLG: 0.712	G5-4-3 1B	F7			HR		FC6-4 1B			4	1	3	1	0	0	2	Cleveland Indians @ Chicago White Sox U.S. Cellular Field, Chicago, IL Sun Apr 20 2003, 2:05 PM EDT Att: 14,975 - Cloudy - 66 F					
Jose Valentin, S OBP: 0.424, SLG: 0.673	G5-4-3 1B			G4-3	G4-3		FC6-4			4	0	1	0	0	0	1						
Frank Thomas, R OBP: 0.423, SLG: 0.382	G5-4-3			F8			P6		G5-3	4	0	0	0	0	0	2						
Magglio Ordonez, R OBP: 0.333, SLG: 0.479	G6-3			F8			14 2B 1B		P6	4	1	1	0	0	0	1						
14 Paul Konerko, R OBP: 0.286, SLG: 0.344		G6-3		G3			1-1 2B		F7	4	0	1	1	0	0	0						
Carlos Lee, R OBP: 0.324, SLG: 0.459		1B 2B		G5-3			F8		HR	4	2	2	1	0	0	1						
Armando Rios, L OBP: 0.379, SLG: 0.423		24 G6-3 1B		K			G6-3		G6-4-3 1B	4	0	2	1	0	1	1						
24 Joe Crede, R OBP: 0.300, SLG: 0.379		G6-3		G5-3			G5-3		P1	4	0	0	0	0	0	2						
Sandy Alomar Jr., R OBP: 0.382, SLG: 0.563				L4			F7		G6-4-3	3	0	0	0	1	0	1						
Inning Stats	R: 0 E: 0 K: 0 S: 8	H: 2 LOB: 1 BB: 0 P: 10	R: 1 E: 0 K: 0 S: 11	H: 2 LOB: 2 BB: 1 P: 19	R: 0 E: 0 K: 0 S: 7	H: 0 LOB: 0 BB: 0 P: 10	R: 0 E: 0 K: 1 S: 10	H: 0 LOB: 0 BB: 0 P: 16	R: 1 E: 0 K: 0 S: 8	H: 1 LOB: 0 BB: 0 P: 9	R: 1 E: 0 K: 0 S: 13	H: 2 LOB: 1 BB: 0 P: 19	R: 0 E: 0 K: 0 S: 6	H: 1 LOB: 1 BB: 0 P: 9	R: 0 E: 0 K: 0 S: 8	H: 0 LOB: 0 BB: 0 P: 12	R: 1 E: 0 K: 0 S: 7	H: 2 LOB: 0 BB: 0 P: 11	1B: 6 2B: 2 3B: 0 HR: 2	SF: 0 SAC: 0 DP: 2 HBP: 0	WP: 0 PB: 0 SB: 0 CS: 0	PA: 36
PITCHER	IP WLS BF H R ER SO BB IBB HBP BLK WP HR S P ERA WHIP	IP WLS BF H R ER SO BB IBB HBP BLK WP HR S P ERA WHIP															IP WLS BF H R ER SO BB IBB HBP BLK WP HR S P ERA WHIP					
Jason Davis, R ERA: 6.97	0.1 2 1 0 0 0 0 0 0 0 0 0 3 6 0.00 3.000	1.0 3 0 0 0 0 0 0 0 0 0 0 8 12 0.00 0.000	1.0 4 2 1 1 0 0 0 0 0 0 0 1 7 11 9.00 2.000															0.1 2 1 0 0 0 0 0 0 0 0 0 3 6 0.00 3.000				
53 Carl Sadler, L ERA: 3.18	0.1 2 1 0 0 0 0 0 0 0 0 0 3 6 0.00 3.000	1.0 3 0 0 0 0 0 0 0 0 0 0 8 12 0.00 0.000	1.0 4 2 1 1 0 0 0 0 0 0 0 1 7 11 9.00 2.000															1.0 3 0 0 0 0 0 0 0 0 0 0 8 12 0.00 0.000				
Danys Baez, R ERA: 1.59	1.0 4 2 1 1 0 0 0 0 0 0 0 1 7 11 9.00 2.000															1.0 4 2 1 1 0 0 0 0 0 0 0 1 7 11 9.00 2.000						

AB 35
R 4
H 10
RBI 4
BB 1
SO 1
LOB 11



Batter	1	2	3	4	5	6	7	8	9	AB	R	H	RBI	BB	SO	LOB	TOP					
Milton Bradley, S OBP: 0.412, SLG: 0.610 (1, 8)	G1-3					G3-6-1			K	5	0	1	2	0	2	3	Cleveland Indians @ Chicago White Sox U.S. Cellular Field, Chicago, IL Mon Apr 21 2003, 2:05 PM EDT Att: 15,424 - Overcast - 49 F					
Omar Vizquel, S OBP: 0.313, SLG: 0.419 (1, 6)	HR	F9				P4			P5	5	1	2	1	0	0	2						
Karim Garcia, L OBP: 0.259, SLG: 0.569 (1, 9)	HR					P4			HR	5	2	2	4	0	2	1						
Ellis Burks, R OBP: 0.411, SLG: 0.531 (1, 10)	P6									5	2	3	2	0	1	0						
Matt Lawton, L OBP: 0.268, SLG: 0.250 (1, 7)	G1-3								F8	5	0	0	0	0	1	1						
Casey Blake, R OBP: 0.286, SLG: 0.368 (1, 5)										2	0	0	0	2	2	0						
4B Travis Hafner, L OBP: 0.273, SLG: 0.377 (1, 3)										4	0	1	0	0	1	1						
Josh Bard, S OBP: 0.311, SLG: 0.291 (1, 2)										4	1	1	0	0	0	2						
Brandon Phillips, R OBP: 0.258, SLG: 0.339 (1, 4)										3	3	3	0	1	0	0						
Inning Stats	R: 2 E: 0 K: 0 S: 11	H: 2 LOB: 0 BB: 0 P: 19	R: 2 E: 0 K: 1 S: 17	H: 2 LOB: 1 BB: 1 P: 30	R: 1 E: 0 K: 1 S: 13	H: 1 LOB: 1 BB: 1 P: 22	R: 1 E: 0 K: 2 S: 12	H: 2 LOB: 1 BB: 0 P: 14	R: 1 E: 0 K: 1 S: 10	H: 2 LOB: 1 BB: 1 P: 17	R: 0 E: 0 K: 0 S: 5	H: 1 LOB: 0 BB: 0 P: 7	R: 0 E: 0 K: 2 S: 11	H: 0 LOB: 0 BB: 0 P: 14	R: 0 E: 0 K: 1 S: 8	H: 0 LOB: 0 BB: 0 P: 11	R: 2 E: 0 K: 1 S: 11	H: 3 LOB: 1 BB: 0 P: 16	1B: 6 2B: 2 3B: 1 HR: 4	SF: 0 SAC: 0 DP: 2 HBP: 0	WP: 1 PB: 0 CS: 0	PA: 41
PITCHER	IP	WLS	BF	H	R	ER	SO	BB	IBB	HBP	BLK	WP	HR	S	P	ERA	WHIP					
Jon Garland, R ERA: 7.32 (1, 1)	2.2	L	15	5	5	5	1	2	0	0	0	0	2	37	65	16.88	2.625					
Rick White, R ERA: 3.0 (3, 1)	3.1		14	5	2	2	4	1	0	0	0	0	1	31	44	5.40	1.800					
Kelly Wunsch, L ERA: (7, 1)	2.0		6	0	0	0	3	0	0	0	0	0	0	19	25	0.00	0.000					
Billy Koch, R ERA: 8.68 (9, 1)	1.0		6	3	2	2	1	0	0	0	0	1	1	11	16	18.00	3.000					

Batter	1	2	3	4	5	6	7	8	9	AB	R	H	RBI	BB	SO	LOB	BOTTOM					
D'Angelo Jimenez, S OBP: 0.457, SLG: 0.681 (1, 4)	14 BB	G3-1							F7	3	0	0	0	2	0	3	Cleveland Indians @ Chicago White Sox U.S. Cellular Field, Chicago, IL Mon Apr 21 2003, 2:05 PM EDT Att: 15,424 - Overcast - 49 F					
Jose Valentin, S OBP: 0.414, SLG: 0.661 (1, 6)	G4-3									4	0	1	0	0	0	3						
Magglio Ordonez, R OBP: 0.341, SLG: 0.486 (1, 10)	G5-3									3	1	1	0	1	0	3						
14 Paul Konerko, R OBP: 0.284, SLG: 0.338 (1, 3)										4	0	1	0	0	0	3						
Brian Daubach, L OBP: 0.227, SLG: 0.056 (1, 9)	G4-3									4	0	0	0	0	1	4						
Carlos Lee, R OBP: 0.319, SLG: 0.492 (1, 7)										4	1	1	2	0	0	0						
Armando Rios, L OBP: 0.364, SLG: 0.433 (1, 8)										4	0	1	0	0	0	0						
Tony Graffanino, R OBP: 0.424, SLG: 0.607 (1, 5)										3	0	1	0	0	1	0						
Miguel Olivo, R OBP: 0.273, SLG: 0.406 (1, 2)										4	0	2	0	0	0	1						
Inning Stats	R: 0 E: 0 K: 0 S: 10	H: 1 LOB: 2 BB: 1 P: 20	R: 0 E: 1 K: 0 S: 15	H: 2 LOB: 2 BB: 0 P: 24	R: 0 E: 0 K: 1 S: 7	H: 1 LOB: 1 BB: 1 P: 14	R: 0 E: 0 K: 0 S: 8	H: 0 LOB: 0 BB: 0 P: 12	R: 0 E: 0 K: 0 S: 7	H: 0 LOB: 0 BB: 0 P: 9	R: 2 E: 0 K: 0 S: 10	H: 2 LOB: 0 BB: 0 P: 13	R: 0 E: 0 K: 0 S: 10	H: 1 LOB: 2 BB: 1 P: 20	R: 0 E: 0 K: 0 S: 6	H: 0 LOB: 0 BB: 0 P: 12	R: 0 E: 0 K: 1 S: 12	H: 1 LOB: 1 BB: 0 P: 15	1B: 4 2B: 3 3B: 0 HR: 1	SF: 0 SAC: 0 DP: 1 HBP: 1	WP: 0 PB: 0 CS: 0	PA: 37
PITCHER	IP	WLS	BF	H	R	ER	SO	BB	IBB	HBP	BLK	WP	HR	S	P	ERA	WHIP					
37 Jake Westbrook, R ERA: 1.5 (1, 1)	5.2	W	24	6	2	2	1	2	0	1	0	0	0	11	21	0.00	2.000					
Billy Traber, L ERA: 3.24 (6, 1)	1.0		5	1	0	0	0	1	0	0	0	0	0	11	21	0.00	2.000					
David Riske, R ERA: 6.23 (7, 1)	2.1		8	1	0	0	1	0	0	0	0	0	0	20	30	0.00	0.429					

Batter	1	2	3	4	5	6	7	8	9	AB	R	H	RBI	BB	SO	LOB	TOP										
Omar Vizquel, S OBP: 0.337, SLG: 0.420 (1, 6) C X	0-1 1B		4-1 BB			0-1 1B		4-2 BB		2	0	2	0	2	0	0	Cleveland Indians @ Seattle Mariners Safeco Field, Seattle, WA Wed Apr 23 2003, 7:05 PM PDT Att: 26,036 - Dome - 72 F										
Brandon Phillips, R OBP: 0.274, SLG: 0.348 Bill Selby, L OBP: 0.235, SLG: 0.133 (1, 4) (8, PH) X	1 SAFE 0-2 1B		0-1 G4-6-3			0-1 1B		1-1 F8		3	0	2	0	0	0	1											
Karim Garcia, L OBP: 0.270, SLG: 0.517 (1, 8) C X	1-3 1B		1-2 G3			2-2 G3-6-1		0-1 F8		4	0	0	0	0	1	4											
Ellis Burks, R OBP: 0.378, SLG: 0.479 (1, 10) C X	1-3 K		1-3 K			3-2 K		1-0 L7		4	0	0	0	0	3	2											
Matt Lawton, L OBP: 0.275, SLG: 0.261 (1, 7) B X	3-1 F8		1-0 F9			2-2 G6-3		0-0 1B		4	0	1	0	0	0	2											
Shane Spencer, R OBP: 0.328, SLG: 0.407 (1, 9) B X		1-3 K			2-1 F8			1-1 E5		4	0	0	0	0	2	1											
Josh Bard, S OBP: 0.314, SLG: 0.302 (1, 2) F X		0-1 F9			0-0 L8			0-1 G1-3 1B		4	0	1	0	0	1	2											
48 Travis Hafner, L OBP: 0.264, SLG: 0.403 (1, 3) C X		2-3 K			2-3 K			2-1 P5		3	0	0	0	0	2	1											
Casey Blake, R OBP: 0.257, SLG: 0.328 (1, 5) F X			3-2 F8			2-0 F8		0-1 G1-3		3	0	0	0	0	0	1											
Inning Stats	R: 0 E: 0 K: 2 S: 13	H: 2 LOB: 2 BB: 0 P: 18	R: 0 E: 0 K: 2 S: 8	H: 0 LOB: 0 BB: 0 P: 11	R: 0 E: 0 K: 0 S: 7	H: 0 LOB: 0 BB: 1 P: 14	R: 0 E: 0 K: 1 S: 7	H: 0 LOB: 0 BB: 0 P: 10	R: 0 E: 0 K: 0 S: 6	H: 2 LOB: 1 BB: 0 P: 10	R: 0 E: 0 K: 2 S: 10	H: 0 LOB: 0 BB: 0 P: 17	R: 0 E: 0 K: 0 S: 11	H: 1 LOB: 2 BB: 1 P: 18	R: 0 E: 1 K: 1 S: 11	H: 1 LOB: 2 BB: 0 P: 13	1B: 6 2B: 0 3B: 0 HR: 0	SF: 0 SAC: 0 DP: 2 HBP: 0	WP: 0 PB: 0 SB: 0 CS: 0	PA: 34							
PITCHER	IP	WLS	BF	H	R	ER	SO	BB	IBB	HBP	BLK	WP	HR	S	P	ERA	WHIP										
Gil Meche, R ERA: 3.33 Shigetoshi Hasegawa, R ERA: 0.6 Arthur Rhodes, L ERA: 2.25 Jeff Nelson, R ERA: 4.5	(1, 1)	7.2	W 28	5	0	0	8	2	0	0	0	0	0	72	109	0.00	0.913										
	(8, 1)	0.1	H 1	0	0	0	0	0	0	0	0	0	0	2	3	0.00	0.000										
	(9, 1)	0.2	3	1	0	0	0	0	0	0	0	0	0	4	5	0.00	1.500										
	(9, 1)	0.1	2	0	0	0	1	0	0	0	0	0	0	7	8	0.00	0.000										

AB	32
R	0
H	6
RBI	0
BB	2
SO	9
LOB	16



Batter	1	2	3	4	5	6	7	8	9	AB	R	H	RBI	BB	SO	LOB	BOTTOM										
51 Ichiro Suzuki, L OBP: 0.354, SLG: 0.353 (1, 9) C X	1-1 P6		2-1 FC4			1-2 2B		1-1 G6-3		4	1	1	0	0	0	1	Cleveland Indians @ Seattle Mariners Safeco Field, Seattle, WA Wed Apr 23 2003, 7:05 PM PDT Att: 26,036 - Dome - 72 F										
Mark McLemore, S OBP: 0.327, SLG: 0.364 (1, 7) C X	2-2 P5		4-0 G6-3 SF9 BB		3-1 2B			2-2 P6		3	1	1	2	1	0	0											
Bret Boone, R OBP: 0.381, SLG: 0.518 (1, 4) F X	0-1 P3		2-0 G6-3			4-1 CS BB		2-2 G3-4-1		3	0	0	0	1	0	1											
Edgar Martinez, R OBP: 0.471, SLG: 0.538 (1, 10) C X		3-3 K		3-1 SF9		1-1 G1-3		1-1 G1-3		2	0	0	1	0	1	1											
John Olerud, L OBP: 0.393, SLG: 0.434 (1, 3) C X		3-2 L9		3-H 1-1 HR		1-1 G4-3				3	1	1	1	0	0	0											
Mike Cameron, R OBP: 0.330, SLG: 0.395 Randy Winn, S OBP: 0.364, SLG: 0.311 (1, 8) (9, 8) C X		0-1 G4-3		1-3 K				1-3 K		3	0	0	0	0	2	0											
										0	0	0	0	0	0	0											
Carlos Guillen, S OBP: 0.358, SLG: 0.433 (1, 6) C X			0-1 F9			2-0 F7		4-1 FC6-4 BB		2	0	0	0	1	0	0											
Jeff Cirillo, R OBP: 0.262, SLG: 0.259 (1, 5) C X			1-1 51 FC4 1B			0-1 G5-3		0-1 F8		3	0	1	0	0	0	1											
Ben Davis, S OBP: 0.237, SLG: 0.405 (1, 2) C X			0-0 P5			0-2 51 1B 2B		1-0 FC6-4		3	1	1	0	0	0	2											
Inning Stats	R: 0 E: 0 K: 0 S: 7	H: 0 LOB: 0 BB: 0 P: 10	R: 0 E: 0 K: 1 S: 9	H: 0 LOB: 0 BB: 0 P: 15	R: 0 E: 0 K: 0 S: 7	H: 1 LOB: 1 BB: 0 P: 10	R: 2 E: 0 K: 1 S: 9	H: 1 LOB: 1 BB: 1 P: 20	R: 2 E: 0 K: 0 S: 11	H: 3 LOB: 1 BB: 0 P: 17	R: 0 E: 0 K: 0 S: 5	H: 0 LOB: 1 BB: 1 P: 11	R: 0 E: 0 K: 1 S: 7	H: 0 LOB: 1 BB: 1 P: 13	R: 0 E: 0 K: 0 S: 9	H: 0 LOB: 0 BB: 0 P: 14	1B: 3 2B: 1 3B: 0 HR: 1	SF: 1 SAC: 0 DP: 0 HBP: 0	WP: 0 PB: 0 SB: 1 CS: 1	PA: 30							
PITCHER	IP	WLS	BF	H	R	ER	SO	BB	IBB	HBP	BLK	WP	HR	S	P	ERA	WHIP										
Ricardo Rodriguez, R ERA: 2.73 David Riske, R ERA: 5.59	(1, 1)	7.0	L 27	5	4	4	3	3	0	0	0	0	0	9	14	0.00	1.143										
	(8, 1)	1.0	3	0	0	0	0	0	0	0	0	0	0	9	14	0.00	0.000										

AB	26
R	4
H	5
RBI	4
BB	3
SO	3
LOB	6



Batter	1	2	3	4	5	6	7	8	9	AB	R	H	RBI	BB	SO	LOB	TOP				
Omar Vizquel, S OBP: 0.391, SLG: 0.453	1-1 S HR 2B		2-1 SAFE 2B		3-2 G4-3		0-2 G6-3		2-1 FC5-4 1B	5	1	3	0	0	0	0	Cleveland Indians @ Seattle Mariners Safeco Field, Seattle, WA Thu Apr 24 2003, 7:05 PM PDT Att: 26,263 - Dome - 72 F				
Casey Blake, R OBP: 0.297, SLG: 0.377	3-2 2H HR		3-3 K		0-0 F8		1-0 BB 1B		2-3 K	5	1	2	2	0	2	3					
Ellis Burks, R OBP: 0.391, SLG: 0.494	0-0 G4-3		4-1 IBB		3-2 2B		0-0 BB 1B		1-0 FC5-4 1-2	4	0	2	0	1	0	1					
Karim Garcia, L OBP: 0.269, SLG: 0.492	2-1 P6		1-0 P5		0-0 G3		4-1 BB 1B		1-2 BB	3	0	0	0	1	0	4					
Shane Spencer, R OBP: 0.309, SLG: 0.381	0-3 K		1-3 K				1-3 K		3-2 G5-3	4	0	0	0	0	3	6					
Matt Lawton, L OBP: 0.274, SLG: 0.250		1-1 G3-1		1-0 P4		4-0 BB		1-0 P2	3	0	0	0	1	0	0						
Josh Bard, S OBP: 0.324, SLG: 0.313		3-2 F8		0-0 1B		0-1 F9		0-0 4B G4-6-3 1B	4	0	2	0	0	0	1						
4B Travis Hafner, L OBP: 0.250, SLG: 0.380		3-3 K		1-3 K		1-1 F8		1-0 G4-6-3 1-2	4	0	0	0	0	2	3						
John McDonald, R OBP: 0.269, SLG: 0.280			1-1 2B		3-3 K		0-1 G4-3		1-3 K	3	0	1	0	0	1	1	C				
Bill Selby, L OBP: 0.222, SLG: 0.125										1	0	0	0	0	1	0					
Inning Stats	R: 2 E: 0 K: 1 S: 11	H: 2 LOB: 0 BB: 0 P: 17	R: 0 E: 0 K: 1 S: 10	H: 0 LOB: 0 BB: 0 P: 17	R: 0 E: 0 K: 2 S: 13	H: 2 LOB: 3 BB: 1 P: 25	R: 0 E: 0 K: 2 S: 9	H: 1 LOB: 1 BB: 0 P: 14	R: 0 E: 0 K: 1 S: 7	H: 0 LOB: 1 BB: 1 P: 13	R: 0 E: 0 K: 0 S: 11	H: 2 LOB: 3 BB: 1 P: 19	R: 0 E: 0 K: 0 S: 3	H: 1 LOB: 0 BB: 0 P: 5	R: 0 E: 0 K: 2 S: 9	H: 1 LOB: 1 BB: 0 P: 15	1B: 6 2B: 3 3B: 0 HR: 1	SF: 0 SAC: 0 DP: 1 HBP: 0	WP: 0 PB: 0 SB: 1 CS: 0	PA: 39	
PITCHER	IP WLS BF H R ER SO BB IBB HBP BLK WP HR S P ERA WHIP	IP WLS BF H R ER SO BB IBB HBP BLK WP HR S P ERA WHIP	IP WLS BF H R ER SO BB IBB HBP BLK WP HR S P ERA WHIP	IP WLS BF H R ER SO BB IBB HBP BLK WP HR S P ERA WHIP	IP WLS BF H R ER SO BB IBB HBP BLK WP HR S P ERA WHIP	IP WLS BF H R ER SO BB IBB HBP BLK WP HR S P ERA WHIP	IP WLS BF H R ER SO BB IBB HBP BLK WP HR S P ERA WHIP	IP WLS BF H R ER SO BB IBB HBP BLK WP HR S P ERA WHIP	IP WLS BF H R ER SO BB IBB HBP BLK WP HR S P ERA WHIP	IP WLS BF H R ER SO BB IBB HBP BLK WP HR S P ERA WHIP	IP WLS BF H R ER SO BB IBB HBP BLK WP HR S P ERA WHIP	IP WLS BF H R ER SO BB IBB HBP BLK WP HR S P ERA WHIP	IP WLS BF H R ER SO BB IBB HBP BLK WP HR S P ERA WHIP	IP WLS BF H R ER SO BB IBB HBP BLK WP HR S P ERA WHIP	IP WLS BF H R ER SO BB IBB HBP BLK WP HR S P ERA WHIP	IP WLS BF H R ER SO BB IBB HBP BLK WP HR S P ERA WHIP	IP WLS BF H R ER SO BB IBB HBP BLK WP HR S P ERA WHIP	IP WLS BF H R ER SO BB IBB HBP BLK WP HR S P ERA WHIP	IP WLS BF H R ER SO BB IBB HBP BLK WP HR S P ERA WHIP	IP WLS BF H R ER SO BB IBB HBP BLK WP HR S P ERA WHIP	IP WLS BF H R ER SO BB IBB HBP BLK WP HR S P ERA WHIP

Batter	1	2	3	4	5	6	7	8	9	AB	R	H	RBI	BB	SO	LOB	BOTTOM				
51 Ichiro Suzuki, L OBP: 0.360, SLG: 0.352	0-3 K2-3		1-0 G6-3 1B		4-1 G3 1B BB		1-3 K2-3			3	1	1	0	1	2	0	Cleveland Indians @ Seattle Mariners Safeco Field, Seattle, WA Thu Apr 24 2003, 7:05 PM PDT Att: 26,263 - Dome - 72 F				
Randy Winn, S OBP: 0.370, SLG: 0.312	4-1 G6-3 1B BB		1-1 G6-3		0-0 G3		1-0 G3			3	1	1	0	1	0	4					
Bret Boone, R OBP: 0.386, SLG: 0.512	2-2 G6-3		4-0 BB		3-1 1B		2-2 G3			3	0	1	2	1	0	2					
Edgar Martinez, R OBP: 0.472, SLG: 0.527	1-2 2H 1B		3-1 F8		1-3 K		4-0 IBB			3	0	1	1	1	1	3					
Greg Colbrunn, R OBP: 0.200, SLG: 0.077	1-3 K			0-1 F9		3-2 CS BB 1B		2-1 L7	3	0	1	0	0	1	1						
John Olerud, L OBP: 0.389, SLG: 0.429						1-2 CS BB 1B			1	0	0	0	0	0	2						
Carlos Guillen, S OBP: 0.386, SLG: 0.419		0-0 G6-3		2-2 F7		4-2 SAFE 16 E BB		4-2 G4-6-3 BB	2	1	0	0	2	0	0						
Jeff Cirillo, R OBP: 0.246, SLG: 0.241		2-3 K		0-3 K		2 SAFE 3-3 K		1-1 G4-6-3 1-2	4	0	0	0	0	3	3						
16 Willie Bloomquist, R OBP: 0.333, SLG: 0.368		0-1 G5-3			0-1 F7		2-1 E7 2H 1B		0-2 G4-3	4	0	1	1	0	0	0					
Dan Wilson, R OBP: 0.318, SLG: 0.415			4-2 G6-3 51 1B BB		2-0 G3 51 BB 1B		1-1 P6			2	1	1	0	1	0	1					
Inning Stats	R: 1 E: 0 K: 2 S: 15	H: 1 LOB: 1 BB: 1 P: 23	R: 0 E: 0 K: 1 S: 6	H: 0 LOB: 0 BB: 0 P: 8	R: 0 E: 0 K: 0 S: 7	H: 1 LOB: 2 BB: 2 P: 20	R: 0 E: 0 K: 1 S: 8	H: 0 LOB: 0 BB: 0 P: 10	R: 2 E: 0 K: 1 S: 10	H: 2 LOB: 1 BB: 1 P: 20	R: 1 E: 1 K: 1 S: 19	H: 2 LOB: 1 BB: 1 P: 32	R: 0 E: 0 K: 1 S: 10	H: 1 LOB: 2 BB: 1 P: 20	R: 0 E: 0 K: 0 S: 8	H: 0 LOB: 0 BB: 1 P: 13	1B: 7 2B: 1 3B: 0 HR: 0	SF: 0 SAC: 0 DP: 3 HBP: 0	WP: 0 PB: 0 SB: 0 CS: 2	PA: 35	
PITCHER	IP WLS BF H R ER SO BB IBB HBP BLK WP HR S P ERA WHIP	IP WLS BF H R ER SO BB IBB HBP BLK WP HR S P ERA WHIP	IP WLS BF H R ER SO BB IBB HBP BLK WP HR S P ERA WHIP	IP WLS BF H R ER SO BB IBB HBP BLK WP HR S P ERA WHIP	IP WLS BF H R ER SO BB IBB HBP BLK WP HR S P ERA WHIP	IP WLS BF H R ER SO BB IBB HBP BLK WP HR S P ERA WHIP	IP WLS BF H R ER SO BB IBB HBP BLK WP HR S P ERA WHIP	IP WLS BF H R ER SO BB IBB HBP BLK WP HR S P ERA WHIP	IP WLS BF H R ER SO BB IBB HBP BLK WP HR S P ERA WHIP	IP WLS BF H R ER SO BB IBB HBP BLK WP HR S P ERA WHIP	IP WLS BF H R ER SO BB IBB HBP BLK WP HR S P ERA WHIP	IP WLS BF H R ER SO BB IBB HBP BLK WP HR S P ERA WHIP	IP WLS BF H R ER SO BB IBB HBP BLK WP HR S P ERA WHIP	IP WLS BF H R ER SO BB IBB HBP BLK WP HR S P ERA WHIP	IP WLS BF H R ER SO BB IBB HBP BLK WP HR S P ERA WHIP	IP WLS BF H R ER SO BB IBB HBP BLK WP HR S P ERA WHIP	IP WLS BF H R ER SO BB IBB HBP BLK WP HR S P ERA WHIP	IP WLS BF H R ER SO BB IBB HBP BLK WP HR S P ERA WHIP	IP WLS BF H R ER SO BB IBB HBP BLK WP HR S P ERA WHIP	IP WLS BF H R ER SO BB IBB HBP BLK WP HR S P ERA WHIP	IP WLS BF H R ER SO BB IBB HBP BLK WP HR S P ERA WHIP



Batter	1	2	3	4	5	6	7	8	9	AB	R	H	RBI	BB	SO	LOB	TOP										
Omar Vizquel, S (1, 6) OBP: 0.337, SLG: 0.433	F9		F7		G6-4-3			P6		4	0	0	0	0	0	1	Cleveland Indians @ Oakland Athletics Network Associates Coliseum, Oakland, CA Fri Apr 25 2003, 10:05 PM EDT Att: 11,178 - Cloudy - 57 F										
Casey Blake, R (1, 5) OBP: 0.276, SLG: 0.425	1B		HR			K		G1-3		4	1	2	1	0	1	0											
Ellis Burks, R (1, 10) OBP: 0.374, SLG: 0.469	P5		G6-3			G5-3			K	4	0	0	0	0	1	1											
Karim Garcia, L (1, 8) OBP: 0.254, SLG: 0.462	P6			G3		G3			K	4	0	0	0	0	1	1											
Shane Spencer, R (1, 9) OBP: 0.319, SLG: 0.424		G4-3 BB		G5-3			1-2 HR		G6-3	3	1	1	1	1	0	0											
Matt Lawton, L (1, 7) OBP: 0.276, SLG: 0.253	G1-3			1-1		G4-3				3	0	1	0	0	0	1											
Josh Bard, S (1, 2) OBP: 0.312, SLG: 0.300	G4-3			0-1 1B				P3		3	0	0	0	0	0	2											
48 Travis Hafner, L (1, 3) OBP: 0.253, SLG: 0.392	G3				0-2 2B			K		3	0	1	0	0	1	1											
John McDonald, R (1, 4) OBP: 0.276, SLG: 0.286			F7					F8		3	0	1	0	0	0	0											
Inning Stats	R: 0 E: 0 K: 0 S: 8	H: 1 LOB: 1 BB: 0 P: 10	R: 0 E: 0 K: 0 S: 6	H: 0 LOB: 1 BB: 1 P: 12	R: 1 E: 0 K: 0 S: 7	H: 1 LOB: 0 BB: 0 P: 12	R: 0 E: 0 K: 0 S: 8	H: 1 LOB: 1 BB: 0 P: 12	R: 0 E: 0 K: 1 S: 6	H: 0 LOB: 0 BB: 0 P: 11	R: 1 E: 0 K: 1 S: 10	H: 1 LOB: 0 BB: 0 P: 13	R: 0 E: 0 K: 0 S: 9	H: 0 LOB: 0 BB: 0 P: 17	R: 0 E: 0 K: 2 S: 11	H: 0 LOB: 0 BB: 0 P: 14	1B: 3 2B: 1 3B: 0 HR: 2	SF: 0 SAC: 0 DP: 1 HBP: 0	WP: 0 PB: 0 SB: 1 CS: 0	PA: 32							
PITCHER	IP	WLS	BF	H	R	ER	SO	BB	IBB	HBP	BLK	WP	HR	S	P	ERA	WHIP										
Ted Lilly, L (1, 1) ERA: 3.03	7.2	W	28	6	2	2	2	1	0	0	0	0	2	59	88	2.35	0.913										
Chad Bradford, R (8, 1) ERA: 3.0	0.1	H	1	0	0	0	0	0	0	0	0	0	0	3	5	0.00	0.000										
Keith Foulke, R (9, 1) ERA: 2.38	1.0	S	3	0	0	0	2	0	0	0	0	0	0	11	14	0.00	0.000										

Batter	1	2	3	4	5	6	7	8	9	AB	R	H	RBI	BB	SO	LOB	BOTTOM										
Mark Ellis, R (1, 4) OBP: 0.360, SLG: 0.523	HR		F7		E1 1B		2B			4	2	3	1	0	0	2	Cleveland Indians @ Oakland Athletics Network Associates Coliseum, Oakland, CA Fri Apr 25 2003, 10:05 PM EDT Att: 11,178 - Cloudy - 57 F										
Scott Hatteberg, L (1, 3) OBP: 0.430, SLG: 0.494	G6-3	L6			E1 FC5-2-4		2B			4	0	1	1	0	0	3											
Miguel Tejada, R (1, 6) OBP: 0.219, SLG: 0.299	G5-3	F9			FC5-2-5		IBB			3	0	0	0	1	0	4											
3 Eric Chavez, L (1, 5) OBP: 0.371, SLG: 0.494	2B				K		FC3-6			4	0	2	0	0	1	4											
Erbiel Durazo, L (1, 10) OBP: 0.422, SLG: 0.541	G4-3		G6-3		L8		F8			4	0	0	0	0	0	6											
Ramon Hernandez, R (1, 2) OBP: 0.427, SLG: 0.582		BB 1B			K			HR		4	2	2	1	0	2	0											
Terrence Long, L (1, 9) OBP: 0.344, SLG: 0.531		1B BB		G4-3		G1-3		G4-3		3	1	0	0	1	0	0											
Eric Byrnes, R (1, 7) OBP: 0.296, SLG: 0.208		1B		G5-3		G5-3		K		4	0	1	1	0	1	0											
Chris Singleton, L (1, 8) OBP: 0.290, SLG: 0.344		1B		G3			CS 1B	K		4	0	2	1	0	1	0											
Inning Stats	R: 1 E: 0 K: 0 S: 14	H: 2 LOB: 1 BB: 0 P: 25	R: 2 E: 0 K: 0 S: 13	H: 3 LOB: 2 BB: 1 P: 23	R: 0 E: 0 K: 1 S: 8	H: 1 LOB: 0 BB: 0 P: 10	R: 0 E: 0 K: 0 S: 5	H: 0 LOB: 0 BB: 0 P: 9	R: 0 E: 1 K: 1 S: 11	H: 1 LOB: 2 BB: 0 P: 15	R: 0 E: 0 K: 1 S: 7	H: 0 LOB: 0 BB: 0 P: 9	R: 1 E: 0 K: 0 S: 12	H: 3 LOB: 2 BB: 1 P: 19	R: 1 E: 0 K: 2 S: 12	H: 1 LOB: 0 BB: 0 P: 17	1B: 6 2B: 3 3B: 0 HR: 2	SF: 0 SAC: 0 DP: 1 HBP: 0	WP: 1 PB: 0 SB: 0 CS: 1	PA: 36							
PITCHER	IP	WLS	BF	H	R	ER	SO	BB	IBB	HBP	BLK	WP	HR	S	P	ERA	WHIP										
Jason Davis, R (1, 1) ERA: 6.67	6.1	L	30	10	4	4	3	1	1	0	0	0	1	67	107	5.68	1.737										
53 Carl Sadler, L (7, 1) ERA:	0.2		2	0	0	0	0	0	0	0	0	0	0	3	3	0.00	0.000										
David Riske, R (8, 1) ERA: 5.91	1.0		4	1	1	1	2	0	0	0	0	0	1	12	17	9.00	1.000										

AB	31
R	2
H	6
RBI	2
BB	1
SO	4
LOB	7

AB	34
R	5
H	11
RBI	5
BB	2
SO	5
LOB	19



Batter	1	2	3	4	5	6	7	8	9	AB	R	H	RBI	BB	SO	LOB	TOP					
Omar Vizquel, S OBP: 0.333, SLG: 0.419 (1, 6)	F7		SH1-3		L7		HBP E BB		P4	3	0	0	0	1	0	1						
Casey Blake, R OBP: 0.286, SLG: 0.408 Bill Selby, L OBP: 0.211, SLG: 0.118 48 Travis Hafner, L OBP: 0.250, SLG: 0.387 (1, 3) (7, PH) (7, 3)	G6-3		G1-3		G6-3		E1 HBP		FC5-4	3	0	0	0	0	0	1						
Ellis Burks, R OBP: 0.375, SLG: 0.452 (1, 10)	BB		E BB		G5-3		P2		K	3	0	0	0	2	1	3						
Karim Garcia, L OBP: 0.253, SLG: 0.441 (1, 9)	G4-3		E3		F7		HBP			3	0	0	0	0	0	2						
Shane Spencer, R OBP: 0.316, SLG: 0.406 (1, 7)		G5-3	K							3	0	0	0	1	2	5						
Jody Gerut, L (1, 8)	G4-3			G6-3				G1-3		4	0	0	0	0	1	1						
Tim Laker, R OBP: 0.389, SLG: 0.333 (1, 2)	BLK BB			G4-3			K	L4		3	0	0	0	1	1	0						
Brandon Phillips, R OBP: 0.273, SLG: 0.342 (1, 4)	K			F8			BB E 1B	G1-3		4	1	1	0	0	1	1						
John McDonald, R OBP: 0.333, SLG: 0.323 (1, 5)			G1-3 SH1-3 E HBP		F8		BB E 1B		48 FC5-4 1B	3	2	2	0	0	0	0						
Inning Stats	R: 0 E: 0 K: 0 S: 9	H: 0 LOB: 1 BB: 1 P: 17	R: 0 E: 0 K: 1 S: 13	H: 0 LOB: 1 BB: 1 P: 22	R: 1 E: 1 K: 1 S: 9	H: 0 LOB: 2 BB: 1 P: 19	R: 0 E: 0 K: 0 S: 6	H: 0 LOB: 0 BB: 0 P: 7	R: 0 E: 0 K: 0 S: 7	H: 0 LOB: 1 BB: 1 P: 10	R: 0 E: 0 K: 1 S: 10	H: 0 LOB: 1 BB: 1 P: 16	R: 2 E: 1 K: 2 S: 18	H: 2 LOB: 3 BB: 1 P: 34	R: 0 E: 0 K: 0 S: 9	H: 0 LOB: 0 BB: 0 P: 14	R: 0 E: 0 K: 1 S: 13	H: 1 LOB: 1 BB: 0 P: 18	1B: 3 2B: 0 3B: 0 HR: 0	SF: 0 SAC: 1 DP: 0 HBP: 2	WP: 0 PB: 0 SB: 0 CS: 0	PA: 39
PITCHER	IP	WLS	BF	H	R	ER	SO	BB	IBB	HBP	BLK	WP	HR	S	P	ERA	WHIP					
John Halama, L ERA: 2.95 (1, 1)	6.1		27	2	3	1	4	4	0	1	1	0	0	62	103	1.42	0.947					
Ricardo Rincon, L ERA: 3.39 (7, 1)	0.0	1	0	0	0	0	0	1	0	0	0	0	0	1	5	∞	∞					
Chad Bradford, R ERA: 2.63 (7, 1)	1.2	W	7	0	0	0	1	0	0	1	0	0	0	18	31	0.00	0.000					
Keith Foulke, R ERA: 2.19 (9, 1)	1.0	S	4	1	0	0	1	0	0	0	0	0	0	13	18	0.00	1.000					

Cleveland Indians @ Oakland Athletics
Network Associates Coliseum, Oakland, CA
Sat Apr 26 2003, 4:05 PM EDT
Att: 36,346 - Cloudy - 58 F

AB 31
R 3
H 3
RBI 1
BB 5
SO 6
LOB 16





Batter	1	2	3	4	5	6	7	8	9	AB	R	H	RBI	BB	SO	LOB	BOTTOM					
Mark Ellis, R OBP: 0.362, SLG: 0.516 (1, 4)	G4-3		G6-3		G4-6-3 1B	F7		1B 1B		5	0	2	2	0	0	3						
Scott Hatteberg, L OBP: 0.438, SLG: 0.494 (1, 3)	BB BB		L7		G4-6-3 1B		E SF8 1B	1B 1B		4	1	2	0	1	0	1						
Miguel Tejada, R OBP: 0.236, SLG: 0.307 (1, 6)	L8		C4-6 1B			G4-6-3 HBP	E2	G4-3 1B		4	0	2	1	0	0	2						
3 Eric Chavez, L OBP: 0.363, SLG: 0.472 (1, 5)	BB		FC4-6			G4-6-3	K	G4-3		4	0	0	0	1	1	7						
Erbiel Durazo, L OBP: 0.426, SLG: 0.539 (1, 10)	K			G6-4-3 1B		1B BB	SF8			2	1	1	1	1	1	2						
Terrence Long, L OBP: 0.340, SLG: 0.518 (1, 9)		L7		G6-4-3		1B 1B	P5			4	1	1	0	0	0	2						
Eric Byrnes, R OBP: 0.323, SLG: 0.286 (1, 7)		L6		G6-3		2B 1B		FC1-5 2B		4	0	2	1	0	0	0						
Chris Singleton, L OBP: 0.315, SLG: 0.397 (1, 8)		1B			G3 1B	2B		FC1-5 1B		4	2	3	1	0	0	1						
Mark Johnson, L OBP: 0.294, SLG: 0.154 (1, 2)		G5-3			G3	BB		1B 1B		3	1	1	0	1	0	2						
Inning Stats	R: 0 E: 0 K: 1 S: 10	H: 0 LOB: 2 BB: 2 P: 20	R: 0 E: 0 K: 0 S: 8	H: 1 LOB: 0 BB: 0 P: 14	R: 0 E: 0 K: 0 S: 7	H: 1 LOB: 1 BB: 0 P: 11	R: 0 E: 0 K: 0 S: 6	H: 1 LOB: 0 BB: 0 P: 13	R: 1 E: 0 K: 0 S: 11	H: 2 LOB: 0 BB: 0 P: 18	R: 2 E: 0 K: 0 S: 18	H: 3 LOB: 3 BB: 2 P: 35	R: 1 E: 1 K: 1 S: 11	H: 1 LOB: 1 BB: 0 P: 17	R: 2 E: 0 K: 0 S: 17	H: 5 LOB: 2 BB: 0 P: 24	1B: 11 2B: 3 3B: 0 HR: 0	SF: 1 SAC: 0 DP: 4 HBP: 1	WP: 0 PB: 0 SB: 0 CS: 0	PA: 40		
PITCHER	IP	WLS	BF	H	R	ER	SO	BB	IBB	HBP	BLK	WP	HR	S	P	ERA	WHIP					
37 Jake Westbrook, R ERA: 2.28 (1, 1)	5.2		25	7	3	3	1	3	0	1	0	0	0	53	97	4.76	1.765					
Terry Mulholland, L ERA: 2.31 (6, 1)	0.1	L	5	2	1	0	0	1	0	0	0	0	0	10	19	0.00	9.000					
53 Carl Sadler, L ERA: 2.57 (7, 1)	1.1		6	2	2	2	1	0	0	0	0	0	0	15	20	13.50	1.500					
Jose Santiago, R ERA: 3.38 (8, 1)	0.2		4	3	0	0	0	0	0	0	0	0	0	10	16	0.00	4.500					

Cleveland Indians @ Oakland Athletics
Network Associates Coliseum, Oakland, CA
Sat Apr 26 2003, 4:05 PM EDT
Att: 36,346 - Cloudy - 58 F

AB 34
R 6
H 14
RBI 6
BB 4
SO 2
LOB 20



Batter	1	2	3	4	5	6	7	8	9	AB	R	H	RBI	BB	SO	LOB	TOP								
Omar Vizquel, S OBP: 0.330, SLG: 0.412	G6-3		SH5-3			K			P3	4	0	1	0	0	1	1	Cleveland Indians @ Oakland Athletics Network Associates Coliseum, Oakland, CA Sun Apr 27 2003, 4:05 PM EDT Att: 26,414 - Cloudy - 59 F								
Jody Gerut, L OBP: 0.333, SLG: 0.333	L9		1B			F7			1B	5	2	3	1	0	0	1									
Shane Spencer, R OBP: 0.321, SLG: 0.397	BB		1B			P3			K	4	0	1	0	1	1	3									
Karim Garcia, L OBP: 0.263, SLG: 0.431	G4-3		1B			FC1-2			K	4	0	1	1	1	1	3									
Bill Selby, L OBP: 0.174, SLG: 0.095			FC3-6			FC1-2			K	4	0	0	0	0	2	6									
Matt Lawton, L OBP: 0.275, SLG: 0.244			G3			BB			G1-3	3	0	0	1	1	1	3									
Josh Bard, S OBP: 0.309, SLG: 0.297	1B					G4-3			G6-3	4	0	1	0	0	0	3									
48 Travis Hafner, L OBP: 0.250, SLG: 0.372	L9								K	3	0	0	0	1	2	1									
Brandon Phillips, R OBP: 0.272, SLG: 0.351			1B			K			K	4	1	1	0	0	2	1									
Inning Stats	R: 0 E: 0 K: 0 S: 8	H: 0 LOB: 1 BB: 1 P: 14	R: 0 E: 0 K: 2 S: 11	H: 1 LOB: 1 BB: 0 P: 15	R: 2 E: 0 K: 0 S: 10	H: 4 LOB: 2 BB: 0 P: 15	R: 0 E: 0 K: 1 S: 9	H: 0 LOB: 0 BB: 0 P: 12	R: 1 E: 0 K: 0 S: 14	H: 2 LOB: 3 BB: 2 P: 29	R: 0 E: 0 K: 2 S: 9	H: 0 LOB: 1 BB: 1 P: 15	R: 0 E: 1 K: 1 S: 8	H: 0 LOB: 1 BB: 0 P: 13	R: 0 E: 0 K: 2 S: 9	H: 0 LOB: 0 BB: 0 P: 14		R: 0 E: 0 K: 12 S: 12	H: 1 LOB: 1 BB: 0 P: 16	1B: 7 2B: 1 3B: 0 HR: 0	SF: 0 SAC: 1 DP: 0 HBP: 0	WP: 1 PB: 0 SB: 0 CS: 0	PA: 40		
PITCHER	IP	WLS	BF	H	R	ER	SO	BB	IBB	HBP	BLK	WP	HR	S	P	ERA	WHIP								
Tim Hudson, R ERA: 3.67	(1, 1)	7.0	33	7	3	3	6	3	1	0	0	1	0	69	113	3.86	1.429								
Ricardo Rincon, L ERA: 2.84	(8, 1)	2.0	7	1	0	0	4	0	0	0	0	0	0	21	30	0.00	0.500								

Batter	1	2	3	4	5	6	7	8	9	AB	R	H	RBI	BB	SO	LOB	BOTTOM								
Mark Ellis, R OBP: 0.358, SLG: 0.505	P4					L7			P4	4	1	1	0	0	0	0	Cleveland Indians @ Oakland Athletics Network Associates Coliseum, Oakland, CA Sun Apr 27 2003, 4:05 PM EDT Att: 26,414 - Cloudy - 59 F								
Scott Hatteberg, L OBP: 0.451, SLG: 0.500	G5-3					1B			G6-4-3	3	2	2	0	1	0	0									
Miguel Tejada, R OBP: 0.237, SLG: 0.298	K					G5-3			G6-4-3	3	0	0	0	1	1	2									
Erubiel Durazo, L OBP: 0.439, SLG: 0.550						1B			2B	4	1	3	2	0	1	0									
Ramon Hernandez, R OBP: 0.418, SLG: 0.557						FC6-4			P5	3	0	0	0	1	1	3									
Eric Byrnes, R OBP: 0.314, SLG: 0.281						BB			L8	4	0	1	0	0	1	2									
Terrence Long, L OBP: 0.337, SLG: 0.517						BB			2B	4	0	1	1	0	1	2									
Ron Gant, R OBP: 0.136, SLG: 0.100						F8				3	0	0	0	0	0	2									
Frank Menechino, R OBP: 0.214, SLG: 0.083						P4				3	0	0	0	0	0	1									
Inning Stats	R: 0 E: 0 K: 1 S: 7	H: 0 LOB: 0 BB: 0 P: 11	R: 0 E: 0 K: 3 S: 9	H: 0 LOB: 0 BB: 0 P: 13	R: 0 E: 0 K: 1 S: 7	H: 0 LOB: 0 BB: 0 P: 11	R: 1 E: 0 K: 0 S: 15	H: 2 LOB: 1 BB: 0 P: 23	R: 0 E: 1 K: 0 S: 17	H: 3 LOB: 1 BB: 1 P: 27	R: 0 E: 0 K: 0 S: 9	H: 1 LOB: 0 BB: 0 P: 13	R: 0 E: 0 K: 0 S: 10	H: 0 LOB: 0 BB: 1 P: 18	R: 0 E: 0 K: 0 S: 12	H: 2 LOB: 1 BB: 0 P: 16		1B: 7 2B: 1 3B: 0 HR: 0	SF: 0 SAC: 0 DP: 2 HBP: 0	WP: 0 PB: 0 SB: 0 CS: 0	PA: 34				
PITCHER	IP	WLS	BF	H	R	ER	SO	BB	IBB	HBP	BLK	WP	HR	S	P	ERA	WHIP								
CC Sabathia, L ERA: 3.79	(1, 1)	7.0	27	6	3	2	5	2	0	0	0	0	0	73	112	2.57	1.143								
David Riske, R ERA: 5.4	(8, 1)	1.0	3	0	0	0	0	1	0	0	0	0	0	10	18	0.00	1.000								
Danys Baez, R ERA: 6.0	(9, 1)	0.2	4	2	1	1	0	0	0	0	0	0	0	12	16	13.50	3.000								

Batter	1	2	3	4	5	6	7	8	9	AB	R	H	RBI	BB	SO	LOB	TOP			
David Eckstein, R OBP: 0.347, SLG: 0.324	F8			CS	L6				G4-6-3	5	0	2	0	0	0	2				
Benji Gil, R OBP: 0.138, SLG: 0.074	G6-3	CS			G6-3		F9			3	0	0	0	1	0	1				
Tim Salmon, R OBP: 0.399, SLG: 0.545 Jeff DaVanon, S OBP: 0.357, SLG: 0.692				F8	P4					4	0	1	0	0	1	2				
16 Garret Anderson, L OBP: 0.373, SLG: 0.568	G4-3									4	0	0	0	0	0	2				
Troy Glaus, R OBP: 0.366, SLG: 0.494										3	2	2	0	1	0	0				
Shawn Wooten, R OBP: 0.333, SLG: 0.400 Scott Spiezio, S OBP: 0.303, SLG: 0.379										3	2	2	1	0	0	1				
Brad Fullmer, L OBP: 0.449, SLG: 0.633										4	1	2	2	0	1	2				
Bengie Molina, R OBP: 0.275, SLG: 0.371										4	1	2	2	0	0	1				
Eric Owens, R OBP: 0.283, SLG: 0.245										4	0	2	1	0	0	2				
Inning Stats	R: 0 E: 0 K: 0 S: 12	H: 1 LOB: 1 BB: 0 P: 18	R: 2 E: 0 K: 1 S: 17	H: 4 LOB: 1 BB: 0 P: 25	R: 0 E: 0 K: 0 S: 7	H: 0 LOB: 0 BB: 1 P: 12	R: 2 E: 0 K: 0 S: 10	H: 3 LOB: 0 BB: 0 P: 17	R: 0 E: 0 K: 0 S: 6	H: 2 LOB: 0 BB: 0 P: 9	R: 0 E: 0 K: 1 S: 10	H: 1 LOB: 1 BB: 0 P: 13	R: 0 E: 0 K: 0 S: 3	H: 0 LOB: 0 BB: 1 P: 8	R: 0 E: 0 K: 0 S: 8	H: 2 LOB: 1 BB: 0 P: 12	1B: 8 2B: 3 3B: 0 HR: 2	SF: 0 SAC: 0 DP: 3 HBP: 0	WP: 0 PB: 0 SB: 0 CS: 2	PA: 39
PITCHER	IP	WLS	BF	H	R	ER	SO	BB	IBB	HBP	BLK	WP	HR	S	P	ERA	WHIP			
Brian Anderson, L ERA: 4.55	6.0	L	26	10	6	6	1	1	0	0	0	0	2	61	98	9.00	1.833			
Jose Santiago, R ERA: 2.53	2.0		7	1	0	0	1	1	0	0	0	0	0	13	21	0.00	1.000			
Danys Baez, R ERA: 5.54	1.0		4	2	0	0	0	0	0	0	0	0	0	8	12	0.00	2.000			

Anaheim Angels @ Cleveland Indians
Jacobs Field, Cleveland, OH
Wed Apr 30 2003, 7:05 PM EDT
Att: 15,761 - Cloudy - 68 F

AB 35
R 6
H 13
RBI 6
BB 2
SO 2
LOB 14



Batter	1	2	3	4	5	6	7	8	9	AB	R	H	RBI	BB	SO	LOB	BOTTOM			
Omar Vizquel, S OBP: 0.333, SLG: 0.404	G4-3									3	1	1	0	1	0	1				
Matt Lawton, L OBP: 0.283, SLG: 0.302	P6									4	1	1	2	0	0	2				
Ellis Burks, R OBP: 0.375, SLG: 0.473	P4									4	0	1	0	0	0	0				
Shane Spencer, R OBP: 0.306, SLG: 0.377										4	0	0	0	0	0	2				
Casey Blake, R OBP: 0.284, SLG: 0.407 Bill Selby, L OBP: 0.167, SLG: 0.091										2	0	0	0	0	0	0				
Jody Gerut, L OBP: 0.294, SLG: 0.412										4	0	1	0	0	0	0				
Josh Bard, S OBP: 0.281, SLG: 0.268										4	0	0	0	0	0	2				
48 Travis Hafner, L OBP: 0.267, SLG: 0.378										2	0	1	0	1	0	0				
Brandon Phillips, R OBP: 0.253, SLG: 0.325										3	0	0	0	0	1	4				
Inning Stats	R: 0 E: 0 K: 0 S: 5	H: 0 LOB: 0 BB: 0 P: 8	R: 0 E: 0 K: 0 S: 12	H: 1 LOB: 3 BB: 1 P: 23	R: 0 E: 0 K: 0 S: 7	H: 1 LOB: 1 BB: 1 P: 15	R: 0 E: 0 K: 0 S: 7	H: 0 LOB: 0 BB: 0 P: 9	R: 0 E: 0 K: 0 S: 11	H: 1 LOB: 1 BB: 0 P: 19	R: 0 E: 0 K: 0 S: 6	H: 0 LOB: 0 BB: 0 P: 9	R: 0 E: 0 K: 1 S: 13	H: 2 LOB: 0 BB: 0 P: 16	R: 0 E: 0 K: 0 S: 8	H: 0 LOB: 0 BB: 0 P: 10	1B: 2 2B: 2 3B: 0 HR: 1	SF: 0 SAC: 0 DP: 1 HBP: 1	WP: 0 PB: 0 SB: 0 CS: 0	PA: 34
PITCHER	IP	WLS	BF	H	R	ER	SO	BB	IBB	HBP	BLK	WP	HR	S	P	ERA	WHIP			
Jarrod Washburn, L ERA: 4.29	8.0	W	31	5	2	2	1	2	0	1	0	0	1	69	112	2.25	0.875			
Brendan Donnelly, R ERA:	1.0		3	0	0	0	0	0	0	0	0	0	0	8	10	0.00	0.000			

Anaheim Angels @ Cleveland Indians
Jacobs Field, Cleveland, OH
Wed Apr 30 2003, 7:05 PM EDT
Att: 15,761 - Cloudy - 68 F


AB 31
R 2
H 5
RBI 2
BB 2
SO 1
LOB 11



Batter	1	2	3	4	5	6	7	8	9	AB	R	H	RBI	BB	SO	LOB	TOP					
Carl Everett, S OBP: 0.390, SLG: 0.734										5	1	1	1	0	3	2						
9 Hank Blalock, L OBP: 0.416, SLG: 0.591										4	1	0	1	0	2	2						
Alex Rodriguez, R OBP: 0.424, SLG: 0.661										4	1	1	1	0	2	3						
Rafael Palmeiro, L OBP: 0.392, SLG: 0.545										3	0	0	0	1	0	1						
Juan Gonzalez, R OBP: 0.341, SLG: 0.617										3	0	2	0	1	1	0						
Ruben Sierra, S OBP: 0.347, SLG: 0.433										3	0	0	0	1	3	2						
Ryan Christenson, R OBP: 0.214, SLG: 0.288 Mike Lamb, L OBP: 0.200, SLG: 0.222										3	0	0	0	0	0	2	AB 33					
Einar Diaz, R OBP: 0.282, SLG: 0.333										4	0	0	0	0	1	1	R 5					
10 Michael Young, R OBP: 0.348, SLG: 0.443										3	2	2	0	1	0	0	H 6					
Inning Stats	R: 1 E: 0 K: 1 S: 11	H: 1 LOB: 0 BB: 0 P: 16	R: 0 E: 0 K: 2 S: 11	H: 0 LOB: 0 BB: 0 P: 16	R: 3 E: 1 K: 2 S: 18	H: 1 LOB: 2 BB: 2 P: 32	R: 0 E: 0 K: 0 S: 5	H: 0 LOB: 0 BB: 1 P: 12	R: 1 E: 0 K: 1 S: 13	H: 2 LOB: 1 BB: 0 P: 19	R: 0 E: 0 K: 1 S: 11	H: 1 LOB: 0 BB: 0 P: 15	R: 0 E: 0 K: 2 S: 8	H: 0 LOB: 0 BB: 0 P: 11	R: 0 E: 0 K: 1 S: 10	H: 0 LOB: 1 BB: 1 P: 20	R: 0 E: 0 K: 1 S: 9	H: 1 LOB: 1 BB: 0 P: 17	1B: 3 2B: 3 3B: 0 HR: 1	SF: 0 SAC: 0 DP: 1 HBP: 0	WP: 3 PB: 1 SB: 0 CS: 0	PA: 37
PITCHER	IP	WLS	BF	H	R	ER	SO	BB	IBB	HBP	BLK	WP	HR	S	P	ERA	WHIP					
Jason Davis, R ERA: 6.39	4.0		19	4	5	2	5	3	0	0	1	2	1	50	84	4.50	1.750					
Billy Traber, L ERA: 3.31	3.2		12	1	0	0	5	0	0	0	0	1	0	30	45	0.00	0.273					
Dave Elder, R ERA:	0.1	W	2	0	0	0	1	1	0	0	0	0	0	7	12	0.00	3.000					
Danys Baez, R ERA: 5.14	1.0	S	4	1	0	0	1	0	0	0	0	0	0	9	17	0.00	1.000					

Texas Rangers @ Cleveland Indians
Jacobs Field, Cleveland, OH
Fri May 02 2003, 7:05 PM EDT
Att: 19,823 - Cloudy - 51 F

AB	33
R	5
H	6
RBI	3
BB	4
SO	12
LOB	13



Batter	1	2	3	4	5	6	7	8	9	AB	R	H	RBI	BB	SO	LOB	BOTTOM				
Matt Lawton, L OBP: 0.291, SLG: 0.311										4	2	2	0	0	0	0					
Omar Vizquel, S OBP: 0.335, SLG: 0.396										2	2	0	0	2	1	0					
Ellis Burks, R OBP: 0.380, SLG: 0.495										4	0	2	4	0	1	0					
Karim Garcia, L OBP: 0.239, SLG: 0.388										4	0	0	0	0	3	2					
Josh Bard, S OBP: 0.280, SLG: 0.259										3	0	0	0	1	1	1					
Jody Gerut, L OBP: 0.333, SLG: 0.550										3	1	1	1	1	0	0					
48 Travis Hafner, L OBP: 0.266, SLG: 0.407 Casey Blake, R OBP: 0.284, SLG: 0.407										4	1	1	1	0	0	3	AB 30				
Bill Selby, L OBP: 0.148, SLG: 0.080 John McDonald, R OBP: 0.333, SLG: 0.323										0	0	0	0	0	0	0	R 6				
Brandon Phillips, R OBP: 0.244, SLG: 0.314										3	0	0	0	0	2	0	H 6				
Inning Stats	R: 0 E: 0 K: 1 S: 13	H: 0 LOB: 0 BB: 0 P: 22	R: 1 E: 0 K: 2 S: 9	H: 1 LOB: 0 BB: 0 P: 14	R: 0 E: 0 K: 1 S: 10	H: 0 LOB: 0 BB: 0 P: 15	R: 0 E: 0 K: 2 S: 8	H: 0 LOB: 0 BB: 0 P: 9	R: 1 E: 0 K: 0 S: 6	H: 1 LOB: 0 BB: 0 P: 11	R: 2 E: 0 K: 0 S: 9	H: 2 LOB: 1 BB: 1 P: 17	R: 0 E: 0 K: 0 S: 4	H: 0 LOB: 0 BB: 0 P: 9	R: 2 E: 0 K: 2 S: 19	H: 2 LOB: 3 BB: 3 P: 39	1B: 2 2B: 2 3B: 0 HR: 2	SF: 0 SAC: 0 DP: 0 HBP: 0	WP: 1 PB: 0 SB: 0 CS: 0	PA: 34	
PITCHER	IP	WLS	BF	H	R	ER	SO	BB	IBB	HBP	BLK	WP	HR	S	P	ERA	WHIP				
53 Joaquin Benoit, R ERA: 6.75	5.1		20	3	4	4	6	1	0	0	0	0	2	51	82	6.75	0.750				
56 Rosman Garcia, R ERA: 9.0	0.0		1	1	0	0	0	0	0	0	0	0	0	1	1	-	-				
Aaron Fultz, L ERA: 2.04	1.2	H	5	0	0	0	0	0	0	0	0	0	0	7	14	0.00	0.000				
Francisco Cordero, R ERA: 3.12	0.1	L	3	1	2	2	1	1	0	0	0	0	0	8	15	54.000	6.000				
Ugueth Urbina, R ERA: 2.19	0.2	B	5	1	0	0	1	2	0	0	0	1	0	11	24	0.00	4.500				

Texas Rangers @ Cleveland Indians
Jacobs Field, Cleveland, OH
Fri May 02 2003, 7:05 PM EDT
Att: 19,823 - Cloudy - 51 F

AB	30
R	6
H	6
RBI	6
BB	4
SO	8
LOB	6



Batter	1	2	3	4	5	6	7	8	9	AB	R	H	RBI	BB	SO	LOB	TOP										
10 Michael Young, R (1, 4) OBP: 0.359, SLG: 0.445	F7	2H 1B			G6-4-3		9 1B 2B BB		1-2 1B	4	1	2	1	1	0	1											
9 Hank Blalock, L (1, 5) OBP: 0.415, SLG: 0.577	G6-4-3 BB	F8			G4-3		2B 1B		F9	4	1	1	0	1	0	2											
Alex Rodriguez, R (1, 6) OBP: 0.426, SLG: 0.664	G6-4-3				F8		2B 1B	1H 2H 2B		4	0	2	2	0	0	1											
Rafael Palmeiro, L (1, 3)		3B 2B			G5-4-3 HBP		P3	G3		3	1	1	0	0	0	2											
Juan Gonzalez, R (1, 10) OBP: 0.331, SLG: 0.597	K				G5-4-3		K		K	4	0	0	0	0	3	3											
Carl Everett, S (1, 9) OBP: 0.394, SLG: 0.755	1B 3B				F8		2B	F7		4	1	2	1	0	0	0											
Mike Lamb, L (1, 7) Ruben Sierra, S (6, PH) Donnie Sadler, R (8, 7)	1B BB				K		G5-3	G6-3		1	1	0	0	1	1	0	AB 34										
Einar Diaz, R (1, 2) OBP: 0.280, SLG: 0.329	F8				G5-3		G6-3		CS 1B	4	0	1	0	0	0	2	R 6										
Ryan Christenson, R (1, 8) OBP: 0.324, SLG: 0.302	10 1B				10 G6-4-3 1B		G5-3		K	0	0	0	0	0	0	0	H 11										
Inning Stats	R: 0 E: 0 K: 0 S: 7	H: 0 LOB: 0 BB: 1 P: 14	R: 4 E: 0 K: 1 S: 16	H: 4 LOB: 1 BB: 1 P: 29	R: 0 E: 0 K: 1 S: 4	H: 0 LOB: 0 BB: 0 P: 7	R: 0 E: 0 K: 1 S: 8	H: 0 LOB: 0 BB: 0 P: 9	R: 0 E: 0 K: 0 S: 6	H: 1 LOB: 0 BB: 0 P: 8	R: 0 E: 0 K: 1 S: 17	H: 2 LOB: 2 BB: 0 P: 26	R: 2 E: 0 K: 0 S: 12	H: 2 LOB: 1 BB: 1 P: 20	R: 0 E: 0 K: 1 S: 11	H: 0 LOB: 0 BB: 0 P: 17	R: 0 E: 0 K: 1 S: 9	H: 2 LOB: 1 BB: 0 P: 12	1B: 7 2B: 3 3B: 1 HR: 0	SF: 0 SAC: 0 DP: 3 HBP: 1	WP: 0 PB: 0 SB: 1 CS: 1	PA: 38					
PITCHER	IP	WLS	BF	H	R	ER	SO	BB	IBB	HBP	BLK	WP	HR	S	P	ERA	WHIP										
37 Jake Westbrook, R (1, 1) ERA: 3.07	5.2		24	7	4	4	3	2	0	1	0	0	0	54	88	6.35	1.588										
53 Carl Sadler, L (6, 1) ERA: 2.45	0.1	H	1	0	0	0	0	0	0	0	0	0	0	4	5	0.00	0.000										
Jose Santiago, R (7, 1) ERA: 3.94	0.2	L	5	2	2	2	0	1	0	0	0	0	0	11	18	27.00	4.500										
David Riske, R (7, 1) ERA: 4.5	2.1		8	2	0	0	2	0	0	0	0	0	0	21	31	0.00	0.857										

Texas Rangers @ Cleveland Indians
Jacobs Field, Cleveland, OH
Sat May 03 2003, 1:05 PM EDT
Att: 23,030 - Sunny - 51 F

AB	34
R	6
H	11
RBI	6
BB	3
SO	5
LOB	14

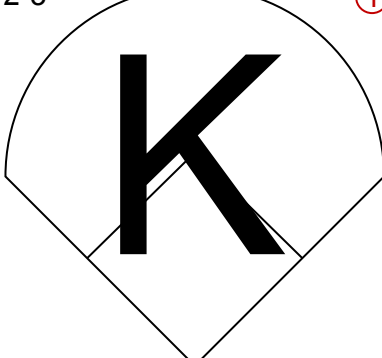
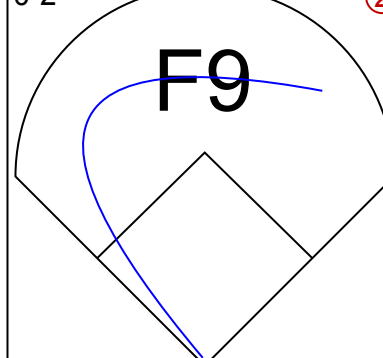
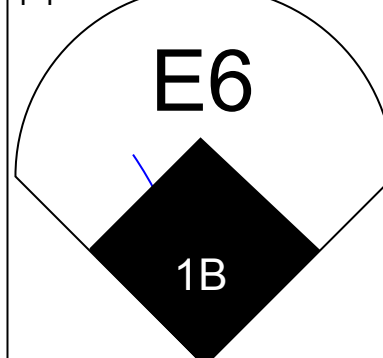
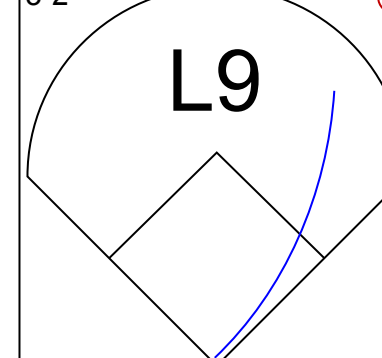
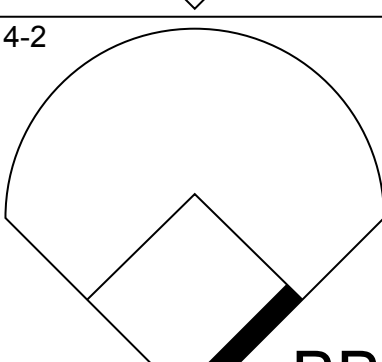
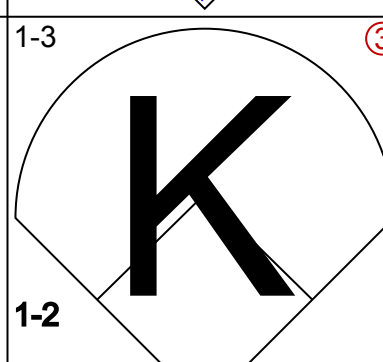
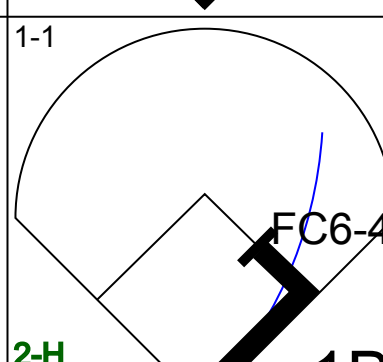
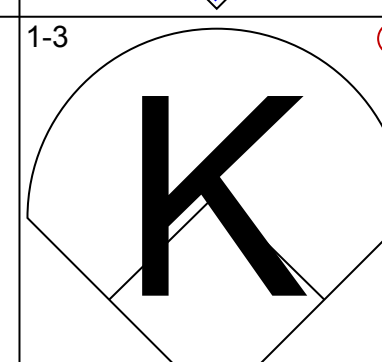
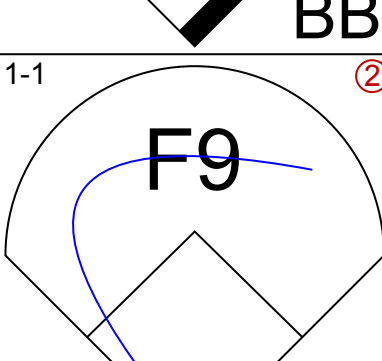
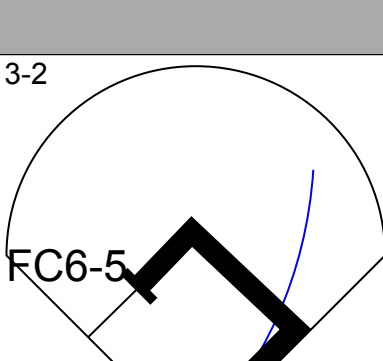
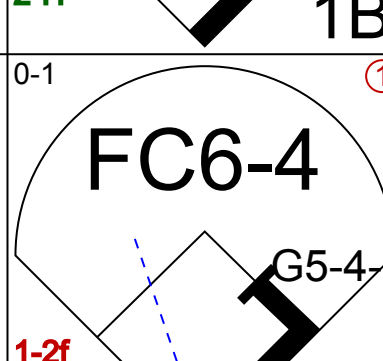
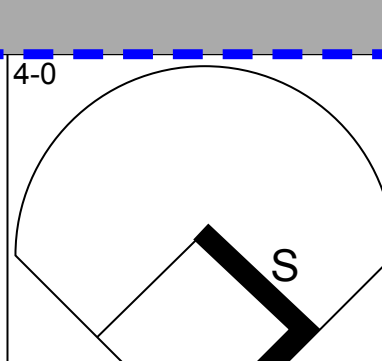
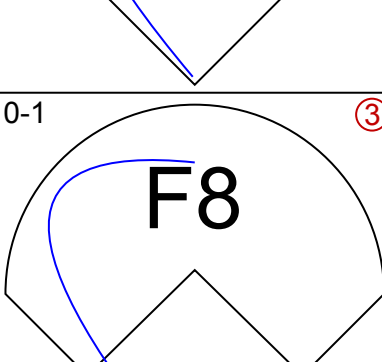
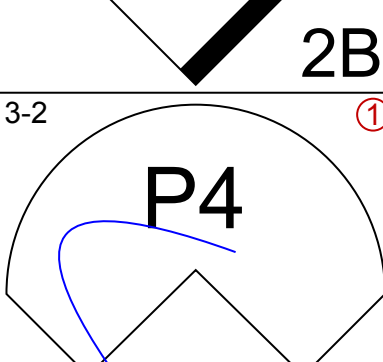
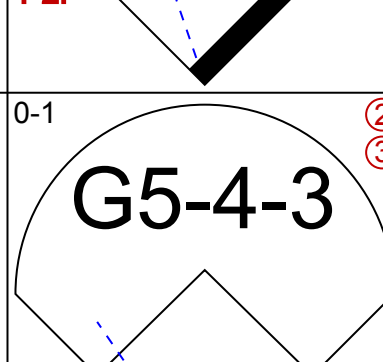
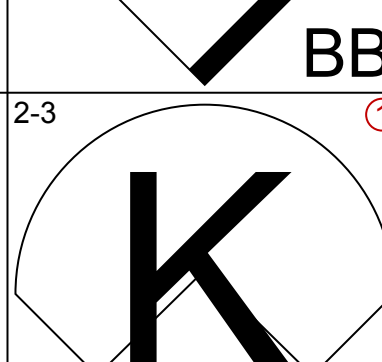
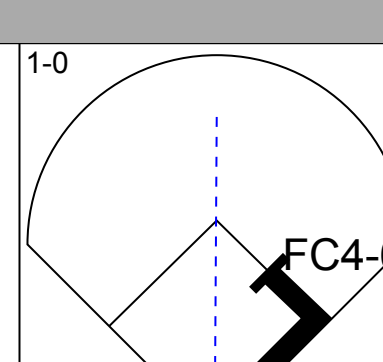
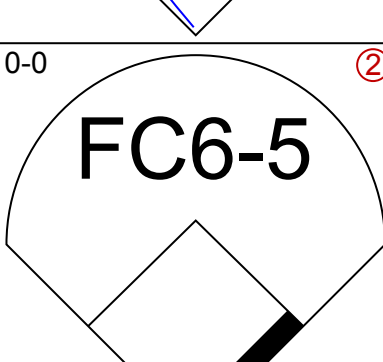
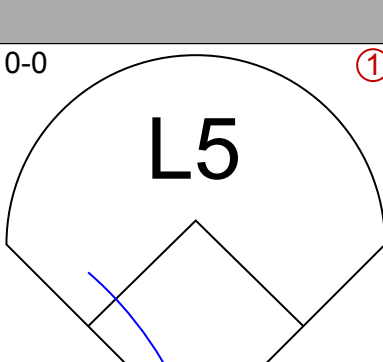
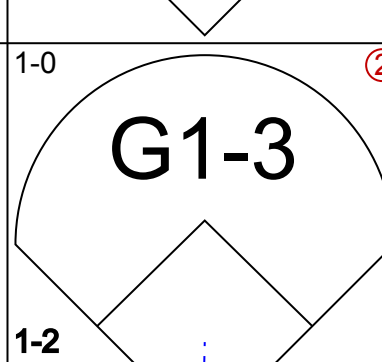
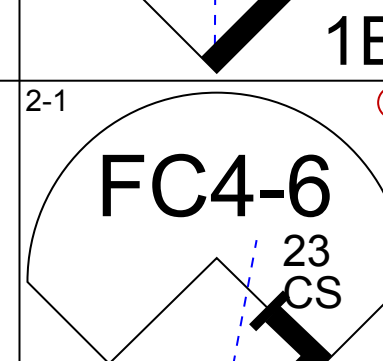
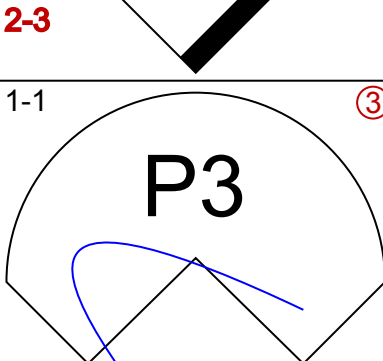
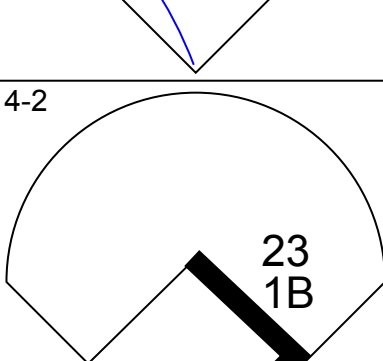
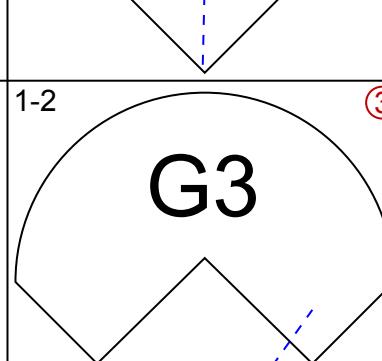
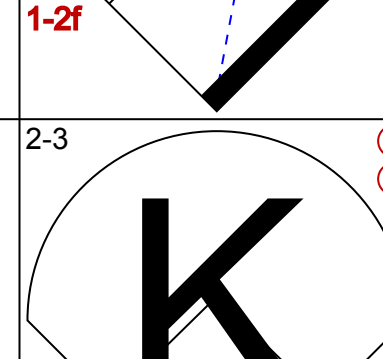
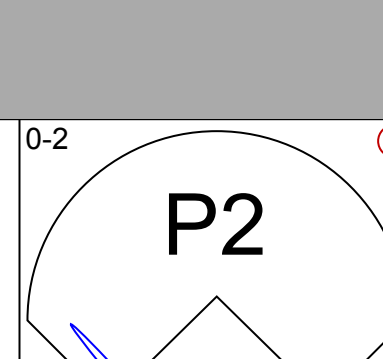
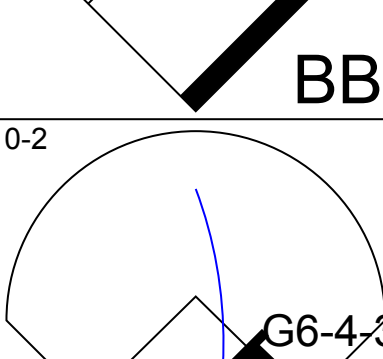
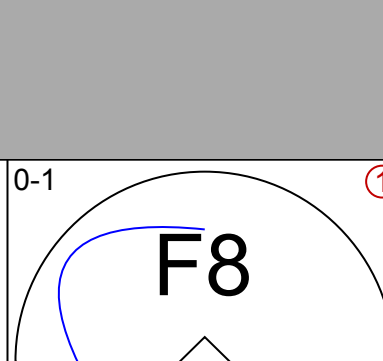
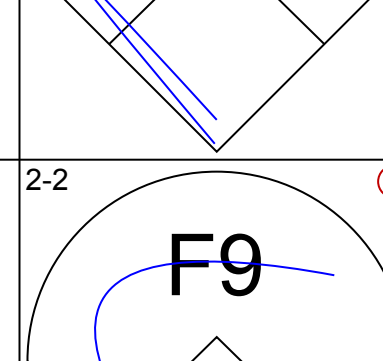
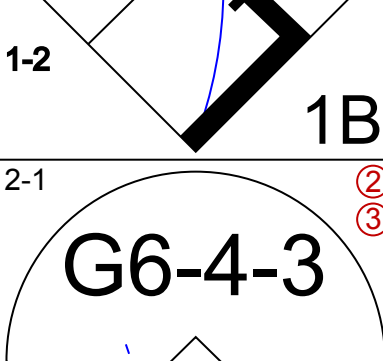
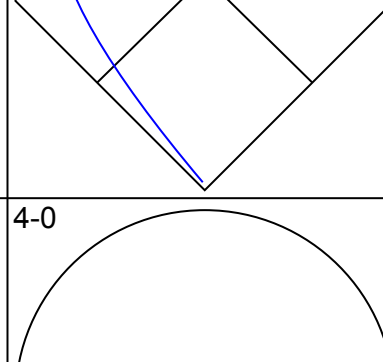
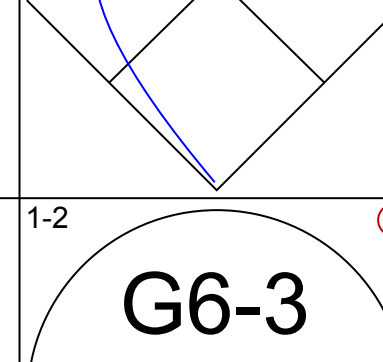
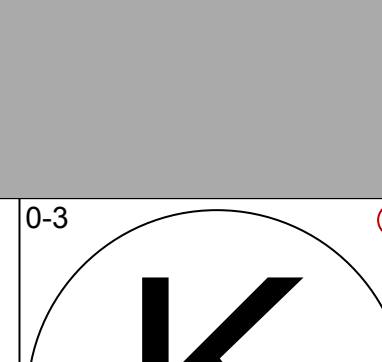


Batter	1	2	3	4	5	6	7	8	9	AB	R	H	RBI	BB	SO	LOB	BOTTOM										
Matt Lawton, L (1, 7) OBP: 0.315, SLG: 0.355	1B BB G4-3	1H HR			3H 1B		F8 E BB		K	3	2	2	3	2	1	0											
Omar Vizquel, S (1, 6) OBP: 0.333, SLG: 0.382	G4-3 1B BB	G5-3			F9		E5 G5-4-3		P3	4	0	0	0	1	0	2											
Ellis Burks, R (1, 10) OBP: 0.363, SLG: 0.470	F9				P4		F8		K	5	0	0	0	0	2	4											
Shane Spencer, R (1, 9) OBP: 0.303, SLG: 0.370	G4-3 1B				K		G1-3		G5-4-3	4	0	1	0	0	1	2											
Jody Gerut, L (1, 8) OBP: 0.320, SLG: 0.500	G4-3				G4-3		CS 1B		G3-1	4	0	1	1	0	0	2											
Casey Blake, R (1, 5) OBP: 0.293, SLG: 0.405	K				FC4-6 1B		CS		G5-3	3	0	1	0	1	1	2											
48 Travis Hafner, L (1, 3) Brandon Phillips, R (8, PH) Bill Selby, L (8, PH)		F8			F7		G3		K	3	0	0	0	0	0	1	AB 35										
Tim Laker, R (1, 2) Josh Bard, S (8, PH)		E6 HR			FC4-6 3B		FC5-4 1B		1B	0	0	0	0	0	0	0	R 5										
John McDonald, R (1, 4) OBP: 0.324, SLG: 0.371	L6				1B 3B		FC5-4		K	3	2	1	0	0	0	1	H 8										
Inning Stats	R: 1 E: 0 K: 1 S: 16	H: 1 LOB: 2 BB: 2 P: 30	R: 2 E: 0 K: 0 S: 11	H: 1 LOB: 0 BB: 0 P: 17	R: 0 E: 0 K: 1 S: 9	H: 0 LOB: 0 BB: 0 P: 12	R: 2 E: 0 K: 0 S: 8	H: 3 LOB: 1 BB: 0 P: 15	R: 0 E: 0 K: 1 S: 7	H: 1 LOB: 0 BB: 0 P: 10	R: 0 E: 0 K: 0 S: 4	H: 1 LOB: 1 BB: 0 P: 6	R: 0 E: 0 K: 0 S: 12	H: 0 LOB: 1 BB: 1 P: 21	R: 0 E: 0 K: 2 S: 10	H: 1 LOB: 2 BB: 1 P: 19	R: 0 E: 0 K: 2 S: 14	H: 0 LOB: 0 BB: 0 P: 19	1B: 6 2B: 0 3B: 1 HR: 1	SF: 0 SAC: 0 DP: 1 HBP: 0	WP: 0 PB: 0 SB: 1 CS: 1	PA: 40					
PITCHER	IP	WLS	BF	H	R	ER	SO	BB	IBB	HBP	BLK	WP	HR	S	P	ERA	WHIP										
Todd Van Poppel, R (1, 1) ERA: 6.75	4.0		20	5	5	3	2	2	0	0	0	0	0	44	74	6.75	1.750										
Jay Powell, R (5, 1) ERA: 10.8	2.0	W	7	2	0	0	1	0	0	0	0	0	0	11	16	0.00	1.000										
R.A. Dickey, R (7, 1) ERA: 2.84	1.0	H	4	0	0	0	0	1	0	0	0	0	0	12	21	0.00	1.000										
Brian Shouse, L (8, 1) ERA: 1.08	0.1	H	2	0	0	0	0	1	0	0	0	0	0	3	8	0.00	3.000										
Francisco Cordero, R (8, 1) ERA: 3.0	0.2	H	3	1	0	0	2	0	0	0	0	0	0	7	11	0.00	1.500										

Texas Rangers @ Cleveland Indians
Jacobs Field, Cleveland, OH
Sat May 03 2003, 1:05 PM EDT
Att: 23,030 - Sunny - 51 F

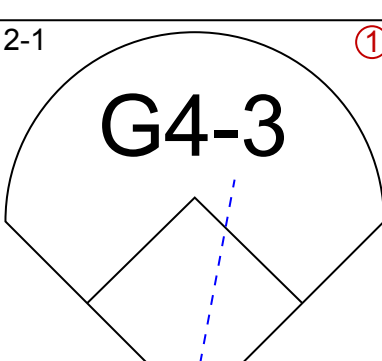
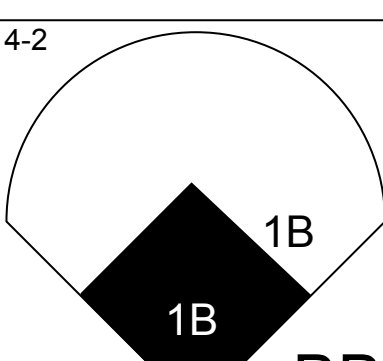
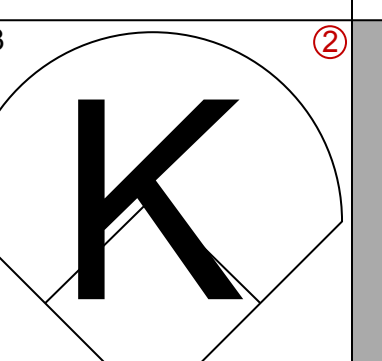
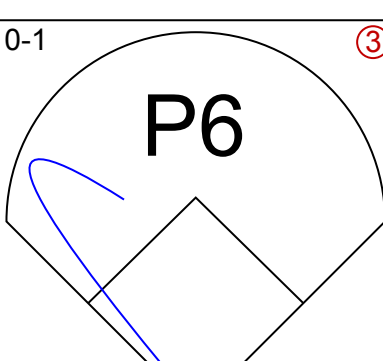
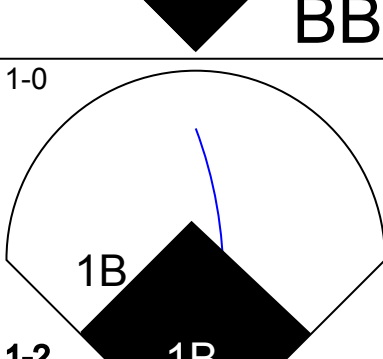
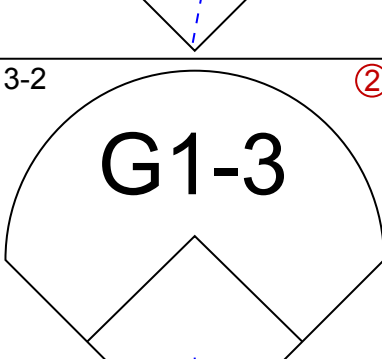
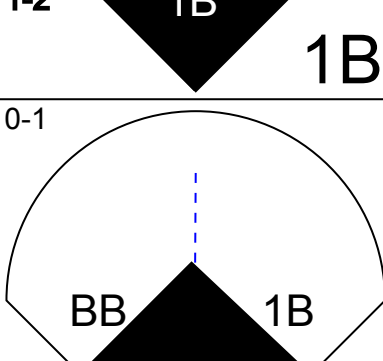
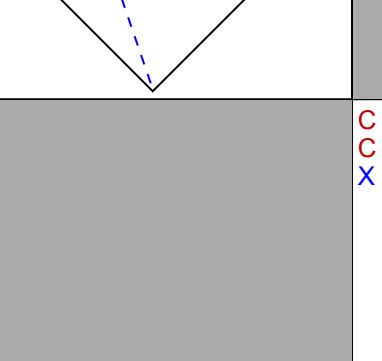
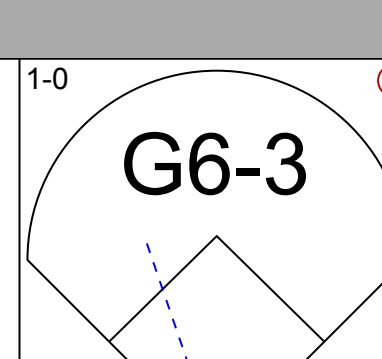
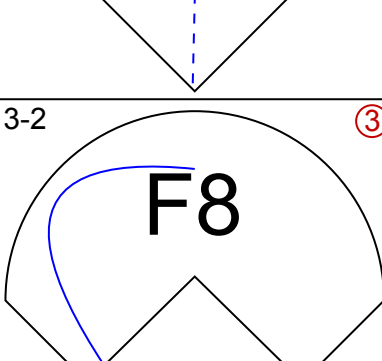
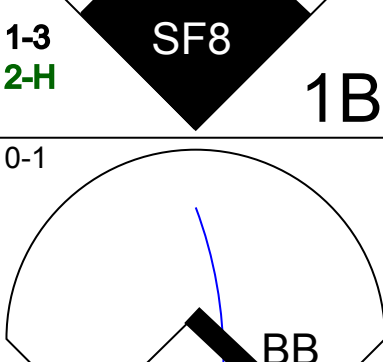
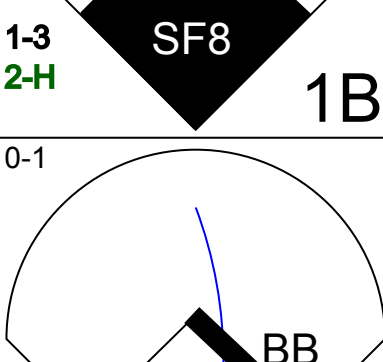
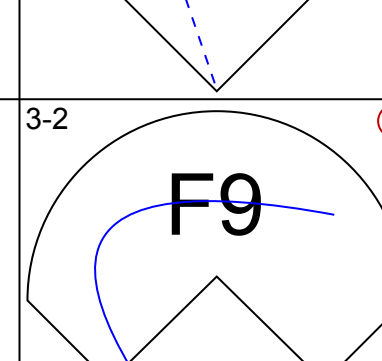
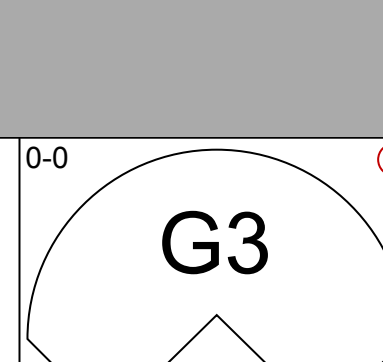
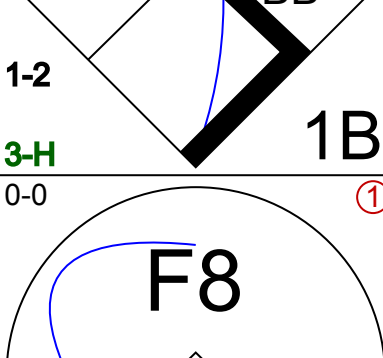

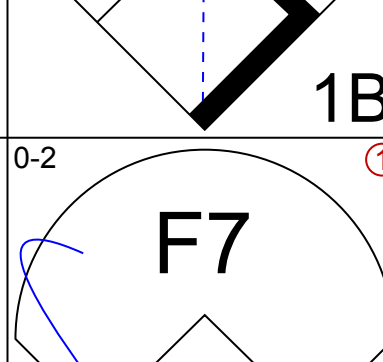
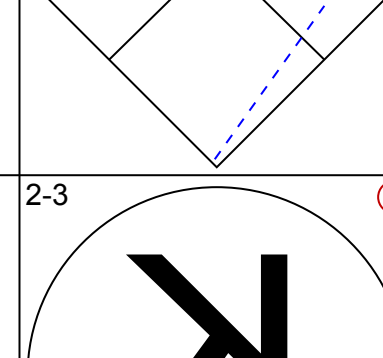
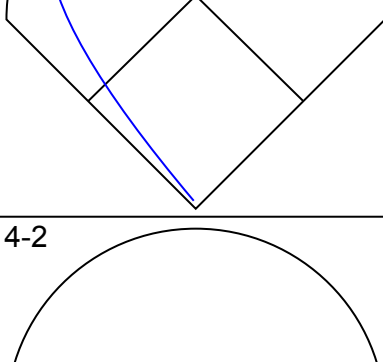

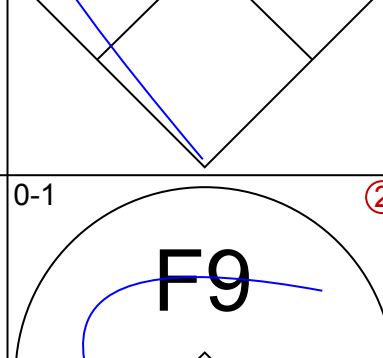
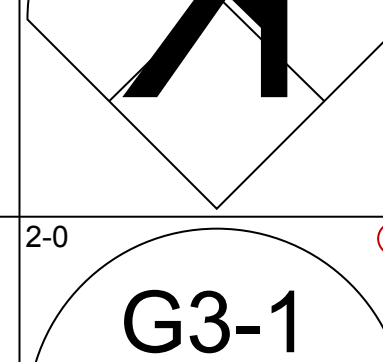
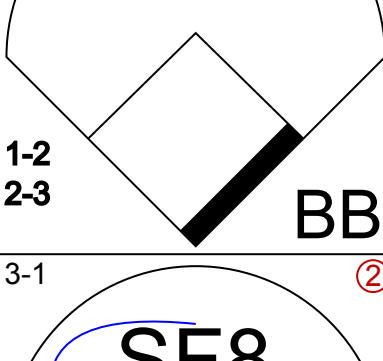

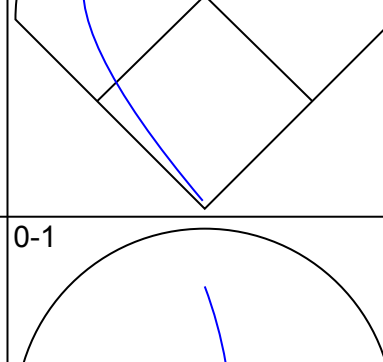
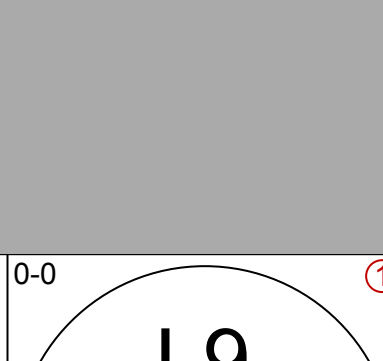
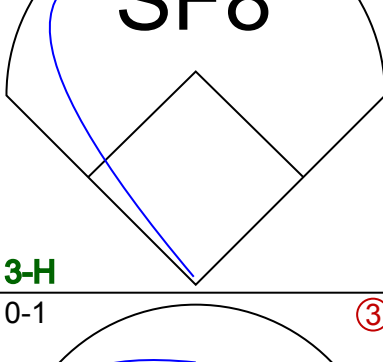
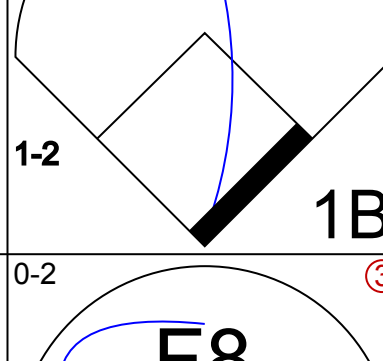
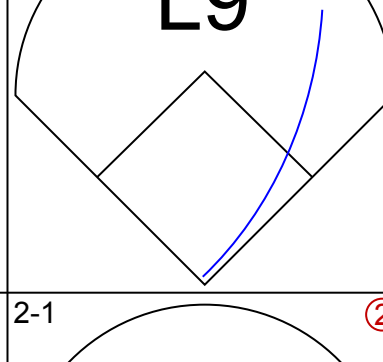
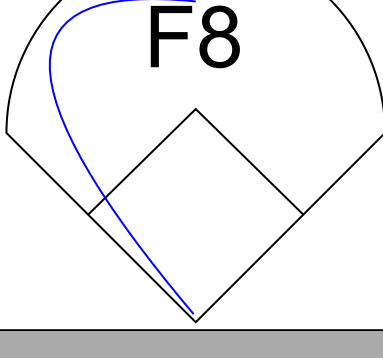
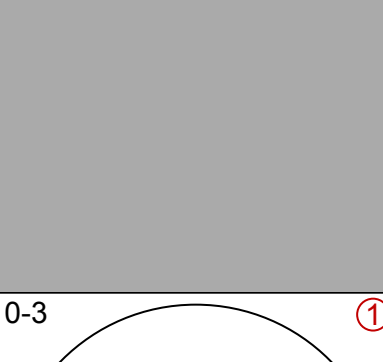
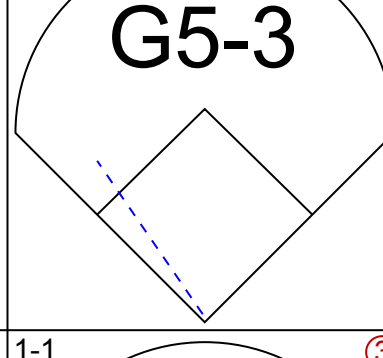

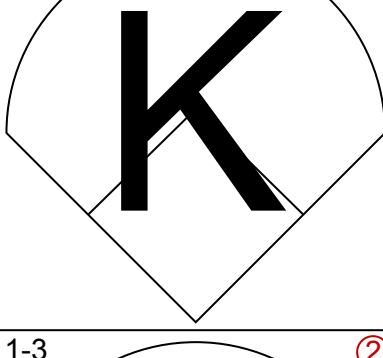
AB	35
R	5
H	8
RBI	5
BB	4
SO	7
LOB	19



Batter	1	2	3	4	5	6	7	8	9	AB	R	H	RBI	BB	SO	LOB	TOP					
10 Michael Young, R (1,4) OBP: 0.347, SLG: 0.430										4	1	0	0	0	1	1	<p>Texas Rangers @ Cleveland Indians Jacobs Field, Cleveland, OH Sun May 04 2003, 1:05 PM EDT Att: 20,866 - Sunny - 54 F</p>					
Carl Everett, S (1,9) OBP: 0.396, SLG: 0.743										3	0	1	1	1	2	1						
Alex Rodriguez, R (1,6) OBP: 0.429, SLG: 0.664										3	0	1	0	1	0	2						
Juan Gonzalez, R (1,10) OBP: 0.321, SLG: 0.577										4	0	0	0	0	1	4						
Ruben Sierra, S (1,7) OBP: 0.333, SLG: 0.411										4	0	1	0	0	0	2						
Ryan Christenson, R (1,8) Rafael Palmeiro, L (9,PH) OBP: 0.325, SLG: 0.292 OBP: 0.392, SLG: 0.544										2	0	0	0	1	0	2						
23 Mark Teixeira, S (1,3) OBP: 0.289, SLG: 0.343										3	0	1	0	0	1	1						
Einar Diaz, R (1,2) OBP: 0.269, SLG: 0.315										3	0	0	0	0	0	2						
Donnie Sadler, R (1,5)										2	0	0	0	1	1	0						
Inning Stats	R: 0 E: 0 K: 1 S: 11	H: 0 LOB: 1 BB: 1 P: 18	R: 0 E: 0 K: 1 S: 6	H: 1 LOB: 0 BB: 0 P: 11	R: 0 E: 0 K: 1 S: 11	H: 0 LOB: 1 BB: 1 P: 16	R: 0 E: 0 K: 0 S: 9	H: 1 LOB: 0 BB: 0 P: 16	R: 0 E: 0 K: 0 S: 11	H: 0 LOB: 0 BB: 0 P: 14	R: 1 E: 1 K: 0 S: 8	H: 1 LOB: 0 BB: 0 P: 10	R: 0 E: 0 K: 0 S: 8	H: 1 LOB: 1 BB: 1 P: 14	R: 0 E: 0 K: 2 S: 12	H: 0 LOB: 0 BB: 0 P: 16	R: 0 E: 0 K: 1 S: 7	H: 0 LOB: 1 BB: 1 P: 15	1B: 3 2B: 1 3B: 0 HR: 0	SF: 0 SAC: 0 DP: 2 HBP: 0	WP: 0 PB: 0 SB: 2 CS: 1	PA: 33
PITCHER	IP WLS BF H R ER SO BB IBB HBP BLK WP HR S P ERA WHIP																					
CC Sabathia, L (1,1) ERA: 3.13	8.0 W 29 4 1 0 5 3 0 0 0 0 0 0 76 115 0.00 0.875																					
Danys Baez, R (9,1) ERA: 4.8	1.0 S 4 0 0 0 1 1 0 0 0 0 0 0 7 15 0.00 1.000																					

AB	29
R	1
H	4
RBI	1
BB	4
SO	6
LOB	16



Batter	1	2	3	4	5	6	7	8	9	AB	R	H	RBI	BB	SO	LOB	BOTTOM			
Matt Lawton, L (1,7) OBP: 0.313, SLG: 0.344										3	1	0	0	1	1	0	<p>Texas Rangers @ Cleveland Indians Jacobs Field, Cleveland, OH Sun May 04 2003, 1:05 PM EDT Att: 20,866 - Sunny - 54 F</p>			
Jody Gerut, L (8,8) OBP: 0.320, SLG: 0.500										0	0	0	0	0	0	0				
Omar Vizquel, S (1,6) OBP: 0.331, SLG: 0.377										4	1	1	0	0	0	0				
Ellis Burks, R (1,10) OBP: 0.368, SLG: 0.471										4	1	2	1	0	0	0				
Karim Garcia, L (1,8) OBP: 0.239, SLG: 0.381										4	0	1	1	0	0	1				
Shane Spencer, R (1,9) OBP: 0.293, SLG: 0.357										3	0	0	0	0	1	3				
Josh Bard, S (1,2) OBP: 0.299, SLG: 0.273										2	0	1	0	1	0	0				
Bill Selby, L (1,5) John McDonald, R (7,5) OBP: 0.129, SLG: 0.071 OBP: 0.324, SLG: 0.371										2	0	0	1	0	0	2				
Casey Blake, R (1,3) OBP: 0.284, SLG: 0.391										3	0	0	0	0	1	2				
Brandon Phillips, R (1,4) OBP: 0.237, SLG: 0.303										3	0	0	0	0	1	0				
Inning Stats	R: 0 E: 0 K: 0 S: 10	H: 0 LOB: 0 BB: 0 P: 18	R: 0 E: 0 K: 1 S: 5	H: 0 LOB: 0 BB: 0 P: 9	R: 0 E: 0 K: 0 S: 5	H: 0 LOB: 0 BB: 0 P: 8	R: 3 E: 0 K: 0 S: 15	H: 3 LOB: 2 BB: 2 P: 27	R: 0 E: 0 K: 1 S: 7	H: 0 LOB: 0 BB: 0 P: 10	R: 0 E: 0 K: 0 S: 14	H: 2 LOB: 2 BB: 0 P: 14	R: 0 E: 0 K: 2 S: 9	H: 0 LOB: 0 BB: 0 P: 10	R: 0 E: 0 K: 0 S: 6	H: 0 LOB: 0 BB: 0 P: 11	1B: 5 2B: 0 3B: 0 HR: 0	SF: 1 SAC: 0 DP: 0 HBP: 0	WP: 0 PB: 0 SB: 0 CS: 0	PA: 31
PITCHER	IP WLS BF H R ER SO BB IBB HBP BLK WP HR S P ERA WHIP																			
John Thomson, R (1,1) ERA: 4.61	8.0 L 31 5 3 3 4 2 0 0 0 0 0 0 71 107 3.38 0.875																			

AB	28
R	3
H	5
RBI	3
BB	2
SO	4
LOB	8



Batter	1	2	3	4	5	6	7	8	9	AB	R	H	RBI	BB	SO	LOB	TOP			
Matt Lawton, L OBP: 0.302, SLG: 0.330 (1, 7)	F8		K			F8		F7		4	0	0	0	0	1	1	Cleveland Indians @ Anaheim Angels Edison International Field, Anaheim, CA Tue May 06 2003, 10:05 PM EDT Att: 25,043 - Sunny - 61 F			
Omar Vizquel, S OBP: 0.336, SLG: 0.376 (1, 6)	P6			FC4-6 BB		F9		1B		3	0	1	0	1	0	1				
Ellis Burks, R OBP: 0.372, SLG: 0.495 (1, 10)	HR			P4				K		3	1	1	1	1	1	2				
Karim Garcia, L OBP: 0.229, SLG: 0.364 (1, 9)	K			K		G6-3			F8	4	0	0	0	0	2	3				
Shane Spencer, R OBP: 0.292, SLG: 0.352 (1, 3)		F8		FC4-6			P4		1B	4	0	1	0	0	0	1				
Josh Bard, S OBP: 0.307, SLG: 0.283 (1, 2)		G6-3						1B	1B	4	0	2	0	0	0	0				
Jody Gerut, L OBP: 0.276, SLG: 0.429 (1, 8)		G4-3			G1-3		FC3-6		K	4	0	0	0	0	1	3				
Casey Blake, R OBP: 0.273, SLG: 0.374 (1, 5)				F9		F8	P4		L4	4	0	0	0	0	0	3				
Brandon Phillips, R OBP: 0.240, SLG: 0.315 (1, 4)			G3					P2		3	0	1	0	0	0	0				
Inning Stats	R: 1 E: 0 K: 1 S: 12	H: 1 LOB: 0 BB: 0 P: 18	R: 0 E: 0 K: 0 S: 7	H: 0 LOB: 0 BB: 0 P: 10	R: 0 E: 0 K: 1 S: 8	H: 0 LOB: 1 BB: 1 P: 10	R: 0 E: 0 K: 0 S: 6	H: 0 LOB: 0 BB: 0 P: 8	R: 0 E: 0 K: 0 S: 7	H: 1 LOB: 2 BB: 1 P: 12	R: 0 E: 0 K: 0 S: 5	H: 1 LOB: 1 BB: 0 P: 9	R: 0 E: 0 K: 1 S: 10	H: 1 LOB: 1 BB: 0 P: 12	R: 0 E: 0 K: 1 S: 9	H: 2 LOB: 2 BB: 0 P: 15	1B: 4 2B: 1 3B: 0 HR: 1	SF: 0 SAC: 0 DP: 0 HBP: 0	WP: 1 PB: 0 SB: 1 CS: 0	PA: 35
PITCHER Jarrod Washburn, L ERA: 3.71 (1, 1)	IP: 9.0 WLS: W BF: 35 H: 6 R: 1 ER: 1 SO: 5 BB: 1 IBB: 1 HBP: 0 BLK: 0 WP: 1 HR: 1 S: 70 P: 106 ERA: 1.00 WHIP: 0.778																			

Batter	1	2	3	4	5	6	7	8	9	AB	R	H	RBI	BB	SO	LOB	BOTTOM	
David Eckstein, R OBP: 0.336, SLG: 0.341 (1, 6)	G6-3		G4-3 PB 1B		G4-3		G5-3			4	0	1	0	0	0	0	Cleveland Indians @ Anaheim Angels Edison International Field, Anaheim, CA Tue May 06 2003, 10:05 PM EDT Att: 25,043 - Sunny - 61 F	
Adam Kennedy, L OBP: 0.340, SLG: 0.417 (1, 4)	F8		G4-3		G3			HR		4	1	1	1	0	0	1		
Tim Salmon, R OBP: 0.388, SLG: 0.530 Eric Owens, R OBP: 0.283, SLG: 0.236 (1, 9) (9, 9)	16 HR BB		G1-3		G5-3			F8		3	1	0	0	1	0	1		
16 Garret Anderson, L OBP: 0.368, SLG: 0.587 (1, 7)	1-H HR				G5-3		G5-3	F9		4	1	1	2	0	0	0		
Troy Glaus, R OBP: 0.370, SLG: 0.452 (1, 5)	P5				G5-3		HR BB	K		3	1	0	0	1	1	0		
Brad Fullmer, L OBP: 0.438, SLG: 0.600 (1, 10)		G4-3 1B					G5-3			2	0	1	0	1	0	1		
Scott Spiezio, S OBP: 0.282, SLG: 0.340 (1, 3)		G4-3			K		HR IBB			2	1	0	0	1	1	2		
Bengie Molina, R OBP: 0.287, SLG: 0.392 (1, 2)		G5-3					G6-3	1-H 2-H HR		3	1	1	3	0	0	0		
Jeff DaVanon, S OBP: 0.240, SLG: 0.391 (1, 8)			G3		G1-3			L5		3	0	0	0	0	0	0		
Inning Stats	R: 2 E: 0 K: 0 S: 13	H: 1 LOB: 1 BB: 1 P: 23	R: 0 E: 0 K: 0 S: 6	H: 1 LOB: 0 BB: 0 P: 10	R: 0 E: 0 K: 0 S: 11	H: 1 LOB: 1 BB: 0 P: 17	R: 0 E: 0 K: 1 S: 9	H: 0 LOB: 1 BB: 1 P: 17	R: 0 E: 0 K: 0 S: 6	H: 0 LOB: 0 BB: 0 P: 6	R: 3 E: 0 K: 0 S: 14	H: 1 LOB: 0 BB: 2 P: 27	R: 1 E: 0 K: 1 S: 7	H: 1 LOB: 0 BB: 0 P: 14	R: 0 E: 0 K: 1 S: 9	H: 3 LOB: 3 DP: 1 HBP: 0	WP: 0 PB: 1 SB: 0 CS: 0	PA: 32
PITCHER Ricardo Rodriguez, R ERA: 3.88 Jason Boyd, R ERA: 5.4 (1, 1) (7, 1)	IP: 6.1 WLS: L BF: 26 H: 4 R: 5 ER: 5 SO: 1 BB: 3 IBB: 1 HBP: 0 BLK: 0 WP: 0 HR: 2 S: 62 P: 105 ERA: 7.11 WHIP: 1.105																	

Batter	1	2	3	4	5	6	7	8	9	AB	R	H	RBI	BB	SO	LOB	TOP										
Matt Lawton, L OBP: 0.306, SLG: 0.343 (1, 7)	F7		2B	F9		1B		F8		5	1	2	0	0	0	3	Cleveland Indians @ Anaheim Angels Edison International Field, Anaheim, CA Wed May 07 2003, 10:05 PM EDT Att: 24,063 - Cloudy - 61 F										
Omar Vizquel, S OBP: 0.338, SLG: 0.385 (1, 6)	K		HR		FC5-4	F7		F8		5	1	2	1	0	1	1											
Ellis Burks, R OBP: 0.373, SLG: 0.500 (1, 10)	1B		P3		FC5-4					5	1	2	0	0	1	2											
Karim Garcia, L OBP: 0.238, SLG: 0.366 (1, 8)	2B		K		48 1B			K		5	0	2	1	0	3	2											
Shane Spencer, R OBP: 0.287, SLG: 0.376 (1, 9)	F9		HR		K			G5-3		5	1	1	2	0	1	4											
48 Travis Hafner, L OBP: 0.287, SLG: 0.398 (1, 3)		F9		1B				K		4	0	2	0	0	1	0											
Josh Bard, S OBP: 0.314, SLG: 0.302 (8, PR)										4	0	2	0	0	1	4											
Casey Blake, R OBP: 0.273, SLG: 0.374 (8, 2)										0	0	0	0	0	0	0											
Tim Laker, R OBP: 0.381, SLG: 0.333 (8, 2)										0	0	0	0	0	0	0											
John McDonald, R OBP: 0.341, SLG: 0.462 (8, 4)		G5-3			F8			HR		4	1	2	1	0	0	1											
Brandon Phillips, R OBP: 0.232, SLG: 0.305 (8, PH)										3	0	0	0	0	2	1											
Bill Selby, L OBP: 0.125, SLG: 0.089 (8, 5)					F9			K		1	0	0	0	0	0	3											
Inning Stats	R: 1 E: 0 K: 1 S: 10	H: 2 LOB: 1 BB: 0 P: 18	R: 0 E: 0 K: 1 S: 12	H: 1 LOB: 1 BB: 0 P: 17	R: 3 E: 0 K: 2 S: 18	H: 4 LOB: 1 BB: 0 P: 24	R: 0 E: 0 K: 0 S: 4	H: 0 LOB: 0 BB: 0 P: 8	R: 0 E: 0 K: 1 S: 12	H: 3 LOB: 3 BB: 0 P: 17	R: 1 E: 0 K: 1 S: 8	H: 2 LOB: 0 BB: 0 P: 14	R: 0 E: 0 K: 2 S: 9	H: 0 LOB: 0 BB: 0 P: 12	R: 0 E: 0 K: 1 S: 12	H: 2 LOB: 2 BB: 0 P: 16	R: 0 E: 0 K: 1 S: 10	H: 1 LOB: 1 BB: 0 P: 16	1B: 9 2B: 4 3B: 0 HR: 2	SF: 0 SAC: 0 DP: 0 HBP: 0	WP: 0 PB: 0 SB: 0 CS: 1	PA: 41					
PITCHER	IP	WLS	BF	H	R	ER	SO	BB	IBB	HBP	BLK	WP	HR	S	P	ERA	WHIP										
41 John Lackey, R ERA: 7.38	5.1		28	12	5	5	6	0	0	0	0	0	2	62	94	8.44	2.250										
Scott Schoeneweis, L ERA: 6.35	0.2		1	0	0	0	0	0	0	0	0	0	0	2	4	0.00	0.000										
62 Scot Shields, R ERA: 1.2	1.0	W	3	0	0	0	2	0	0	0	0	0	0	9	12	0.00	0.000										
Brendan Donnelly, R ERA:	1.0	H	5	2	0	0	1	0	0	0	0	0	0	12	16	0.00	2.000										
Troy Percival, R ERA: 2.7	1.0	S	4	1	0	0	1	0	0	0	0	0	0	10	16	0.00	1.000										

Batter	1	2	3	4	5	6	7	8	9	AB	R	H	RBI	BB	SO	LOB	BOTTOM										
David Eckstein, R OBP: 0.338, SLG: 0.352 (1, 6)	F7		G1-3					F9		5	1	2	0	0	0	1	Cleveland Indians @ Anaheim Angels Edison International Field, Anaheim, CA Wed May 07 2003, 10:05 PM EDT Att: 24,063 - Cloudy - 61 F										
Eric Owens, R OBP: 0.274, SLG: 0.228 (1, 8)	G5-3		E6		SH1-4			G5-3		2	0	0	0	0	0	0											
Jeff DaVanon, S OBP: 0.259, SLG: 0.440 (7, PH)					SH1-4					2	1	1	1	0	0	1											
Tim Salmon, R OBP: 0.398, SLG: 0.542 (1, 9)	2B		F7							3	1	2	1	1	0	1											
16 Garret Anderson, L OBP: 0.365, SLG: 0.577 (1, 7)	K				F9					4	0	1	0	0	1	4											
Troy Glaus, R OBP: 0.384, SLG: 0.515 (1, 5)		HR								4	2	3	2	0	0	0											
Shawn Woolen, R OBP: 0.308, SLG: 0.367 (7, PH)		G4-3								2	0	1	1	0	0	0											
Scott Spiezio, S OBP: 0.279, SLG: 0.337 (8, 3)										1	0	0	0	0	0	2											
Bengie Molina, R OBP: 0.276, SLG: 0.376 (1, 2)		G6-3								4	0	0	0	0	0	3											
Brad Fullmer, L OBP: 0.430, SLG: 0.584 (1, 10)		P4								4	1	1	0	0	0	0											
Benji Gil, R OBP: 0.171, SLG: 0.121 (7, PH)										2	0	1	1	0	0	0											
Adam Kennedy, L OBP: 0.345, SLG: 0.420 (8, 4)			F9							2	0	1	0	0	1	0											
Inning Stats	R: 0 E: 0 K: 1 S: 10	H: 1 LOB: 0 BB: 0 P: 13	R: 1 E: 0 K: 0 S: 7	H: 1 LOB: 0 BB: 0 P: 13	R: 0 E: 1 K: 0 S: 7	H: 0 LOB: 1 BB: 0 P: 9	R: 0 E: 0 K: 0 S: 13	H: 1 LOB: 1 BB: 0 P: 22	R: 1 E: 1 K: 0 S: 12	H: 3 LOB: 2 BB: 1 P: 18	R: 0 E: 0 K: 0 S: 7	H: 1 LOB: 0 BB: 0 P: 7	R: 3 E: 0 K: 1 S: 25	H: 5 LOB: 2 BB: 0 P: 34	R: 0 E: 0 K: 0 S: 12	H: 1 LOB: 1 BB: 0 P: 16	1B: 8 2B: 3 3B: 1 HR: 1	SF: 1 SAC: 1 DP: 1 HBP: 0	WP: 1 PB: 0 SB: 1 CS: 0	PA: 38							
PITCHER	IP	WLS	BF	H	R	ER	SO	BB	IBB	HBP	BLK	WP	HR	S	P	ERA	WHIP										
Brian Anderson, L ERA: 4.54	6.0		26	7	3	3	1	0	0	0	0	1	0	15	21	81.00	9.000										
Dave Elder, R ERA: 40.5	0.1	L	4	3	3	3	1	0	0	0	0	0	0	2	2	∞	∞										
53 Carl Sadler, L ERA: 2.45	0.0		1	1	0	0	0	0	0	0	0	0	0	2	2	∞	∞										
David Riske, R ERA: 4.02	1.2		7	2	0	0	0	0	0	0	0	0	0	20	27	0.00	1.200										



Batter	1	2	3	4	5	6	7	8	9	AB	R	H	RBI	BB	SO	LOB	TOP					
Matt Lawton, L OBP: 0.304, SLG: 0.349										4	0	1	0	0	0	3	Cleveland Indians @ Anaheim Angels Edison International Field, Anaheim, CA Thu May 08 2003, 10:05 PM EDT Att: 27,957 - Cloudy - 63 F					
Omar Vizquel, S OBP: 0.336, SLG: 0.376										3	0	0	0	1	0	1						
Milton Bradley, S OBP: 0.436, SLG: 0.598										2	0	0	0	2	1	2						
Ellis Burks, R OBP: 0.377, SLG: 0.491										2	0	0	0	2	0	1						
48 Travis Hafner, L OBP: 0.267, SLG: 0.385										3	1	0	0	0	1	4						
Josh Bard, S OBP: 0.312, SLG: 0.293										3	0	0	0	1	2	2						
Jody Gerut, L OBP: 0.242, SLG: 0.375										4	0	0	0	0	1	2						
John McDonald, R OBP: 0.341, SLG: 0.452										3	0	1	1	0	0	0						
Bill Selby, L OBP: 0.121, SLG: 0.067										1	0	0	0	0	0	0						
Brandon Phillips, R OBP: 0.235, SLG: 0.306										3	0	1	0	0	0	2						
Inning Stats	R: 0 E: 0 K: 0 S: 8	H: 1 LOB: 1 BB: 1 P: 18	R: 1 E: 0 K: 1 S: 10	H: 1 LOB: 2 BB: 1 P: 17	R: 0 E: 0 K: 1 S: 9	H: 0 LOB: 0 BB: 2 P: 20	R: 0 E: 0 K: 0 S: 11	H: 0 LOB: 0 BB: 0 P: 17	R: 0 E: 0 K: 1 S: 6	H: 0 LOB: 0 BB: 0 P: 16	R: 0 E: 0 K: 0 S: 4	H: 1 LOB: 0 BB: 0 P: 6	R: 0 E: 0 K: 2 S: 9	H: 0 LOB: 0 BB: 0 P: 12	R: 0 E: 0 K: 0 S: 7	H: 0 LOB: 0 BB: 0 P: 12	1B: 2 2B: 1 3B: 0 HR: 0	SF: 0 SAC: 0 DP: 2 HBP: 1	WP: 0 PB: 0 SB: 1 CS: 0	PA: 35		
PITCHER	IP	WLS	BF	H	R	ER	SO	BB	IBB	HBP	BLK	WP	HR	S	P	ERA	WHIP					
Kevin Appier, R ERA: 6.17	(1, 1)	5.0	W	23	2	1	1	2	6	0	1	0	0	0	44	88	1.80	1.600				
Francisco Rodriguez, R ERA: 4.76	(6, 1)	2.0		6	1	0	0	1	0	0	0	0	0	0	12	15	0.00	0.500				
Mickey Callaway, R ERA: 5.55	(8, 1)	1.0		3	0	0	0	2	0	0	0	0	0	9	12	0.00	0.000					
Ben Weber, R ERA: 3.06	(9, 1)	1.0		3	0	0	0	0	0	0	0	0	0	7	12	0.00	0.000					

Batter	1	2	3	4	5	6	7	8	9	AB	R	H	RBI	BB	SO	LOB	BOTTOM					
David Eckstein, R OBP: 0.342, SLG: 0.359										3	2	1	0	0	0	0	0	Cleveland Indians @ Anaheim Angels Edison International Field, Anaheim, CA Thu May 08 2003, 10:05 PM EDT Att: 27,957 - Cloudy - 63 F				
Gary Johnson, L OBP: 0.444, SLG: 0.500										1	0	0	0	0	1	0						
Adam Kennedy, L OBP: 0.367, SLG: 0.426										4	3	2	0	1	1	1						
Tim Salmon, R OBP: 0.401, SLG: 0.541										4	1	2	0	0	0	2						
Eric Owens, R OBP: 0.274, SLG: 0.228										0	0	0	0	0	0	0						
16 Garret Anderson, L OBP: 0.376, SLG: 0.612										4	1	3	7	0	0	0						
Benji Gil, R OBP: 0.171, SLG: 0.121										0	0	0	0	0	0	0						
Troy Glaus, R OBP: 0.371, SLG: 0.495										4	0	0	0	0	1	3						
Brad Fullmer, L OBP: 0.433, SLG: 0.571										2	0	0	0	2	0	0						
Scott Spiezio, S OBP: 0.270, SLG: 0.324										4	0	0	0	0	1	4						
Bengie Molina, R OBP: 0.284, SLG: 0.381										4	0	2	0	0	1	0						
Jeff DaVanon, S OBP: 0.226, SLG: 0.379										4	0	0	0	0	1	3						
Inning Stats	R: 1 E: 0 K: 1 S: 10	H: 3 LOB: 3 BB: 1 P: 20	R: 0 E: 0 K: 1 S: 11	H: 0 LOB: 0 BB: 0 P: 16	R: 1 E: 0 K: 0 S: 14	H: 1 LOB: 1 BB: 0 P: 22	R: 0 E: 0 K: 0 S: 8	H: 1 LOB: 0 BB: 0 P: 13	R: 4 E: 0 K: 1 S: 21	H: 3 LOB: 2 BB: 2 P: 39	R: 1 E: 0 K: 0 S: 14	H: 2 LOB: 1 BB: 0 P: 21	R: 0 E: 0 K: 0 S: 7	H: 0 LOB: 0 BB: 0 P: 11	R: 0 E: 0 K: 3 S: 12	H: 0 LOB: 0 BB: 0 P: 18	1B: 7 2B: 2 3B: 0 HR: 1	SF: 0 SAC: 0 DP: 0 HBP: 1	WP: 1 PB: 0 SB: 0 CS: 0	PA: 38		
PITCHER	IP	WLS	BF	H	R	ER	SO	BB	IBB	HBP	BLK	WP	HR	S	P	ERA	WHIP					
Jason Davis, R ERA: 7.2	(1, 1)	4.0	L	22	7	6	6	2	2	0	1	1	1	51	89	13.50	2.250					
Billy Traber, L ERA: 3.5	(5, 1)	1.2		9	3	1	1	1	1	0	0	0	1	0	24	37	5.40	2.400				
Jason Boyd, R ERA: 3.0	(6, 1)	1.1		4	0	0	0	0	0	0	0	0	0	10	16	0.00	0.000					
Danys Baez, R ERA: 4.5	(8, 1)	1.0		3	0	0	0	3	0	0	0	0	0	12	18	0.00	0.000					

Batter	1	2	3	4	5	6	7	8	9	AB	R	H	RBI	BB	SO	LOB	TOP										
Matt Lawton, L (1, 7) OBP: 0.308, SLG: 0.386	G6-3	K	K			HR		2B		5	1	2	2	0	2	3	Cleveland Indians @ Texas Rangers The Ballpark at Arlington, Arlington, TX Fri May 09 2003, 8:05 PM EDT Att: 25,106 - Cloudy - 84 F										
Omar Vizquel, S (1, 6) OBP: 0.352, SLG: 0.400	1B		1B	1B	1B	CS		G3-1		5	2	4	0	0	0	0											
Milton Bradley, S (1, 8) OBP: 0.444, SLG: 0.593	G6-4-3		1B	FC4-6	FC4-6	K		BB		4	0	2	1	1	1	2											
Ellis Burks, R (1, 10) OBP: 0.368, SLG: 0.479	G6-4-3		FC5-4	FC5-4	K					3	1	0	0	0	1	4											
Bill Selby, L (6, PH) OBP: 0.114, SLG: 0.063	G6-4-3		FC5-4	FC5-4	K			K		2	0	0	0	0	1	1											
Shane Spencer, R (1, 9) OBP: 0.283, SLG: 0.367	G6-3		4B	1B	K					5	1	1	1	0	2	1											
48 Travis Hafner, L (1, 3) OBP: 0.280, SLG: 0.392	2B		2B							1	2	1	1	0	0	0											
John McDonald, R (3, 5) OBP: 0.340, SLG: 0.467	HBP		2B							3	0	1	0	0	1	0											
Tim Laker, R (1, 2) OBP: 0.346, SLG: 0.348	P5		FC5		K			G4-3		5	0	1	2	0	2	3											
Casey Blake, R (1, 5) OBP: 0.291, SLG: 0.394	2B		FC5		K					3	1	2	1	1	0	1											
Brandon Phillips, R (1, 4) OBP: 0.245, SLG: 0.333	2B		FC5		G6-3			2B		4	1	2	1	0	0	3											
Inning Stats	R: 1 E: 0 K: 0 S: 8	H: 2 LOB: 0 BB: 0 P: 12	R: 2 E: 0 K: 1 S: 15	H: 2 LOB: 1 BB: 0 P: 25	R: 4 E: 0 K: 1 S: 16	H: 5 LOB: 2 BB: 1 P: 28	R: 0 E: 0 K: 2 S: 8	H: 1 LOB: 1 BB: 0 P: 11	R: 0 E: 0 K: 1 S: 13	H: 2 LOB: 0 BB: 0 P: 13	R: 1 E: 0 K: 1 S: 13	H: 2 LOB: 1 BB: 1 P: 22	R: 0 E: 1 K: 2 S: 11	H: 0 LOB: 1 BB: 0 P: 15	R: 1 E: 0 K: 1 S: 12	H: 2 LOB: 1 BB: 1 P: 21	R: 0 E: 0 K: 1 S: 8	H: 0 LOB: 0 BB: 0 P: 11	1B: 8 2B: 8 3B: 0 HR: 1	SF: 0 SAC: 0 DP: 2 HBP: 1	WP: 0 PB: 0 SB: 1 CS: 1	PA: 43					
PITCHER	IP	WLS	BF	H	R	ER	SO	BB	IBB	HBP	BLK	WP	HR	S	P	ERA	WHIP										
John Thomson, R (1, 1) ERA: 5.82	2.1	L	15	8	7	7	1	0	0	1	0	0	0	31	50	27.00	3.429										
R.A. Dickey, R (3, 1) ERA: 2.5	3.2		16	6	1	1	5	1	0	0	0	0	1	37	61	2.46	1.909										
Esteban Yan, R (7, 1) ERA: 7.06	3.0		12	2	1	1	4	1	0	0	0	0	0	31	47	3.00	1.000										

Batter	1	2	3	4	5	6	7	8	9	AB	R	H	RBI	BB	SO	LOB	BOTTOM										
Carl Everett, S (1, 7) OBP: 0.408, SLG: 0.735	FC6-4		L9		G3					2	1	0	0	1	0	1	Cleveland Indians @ Texas Rangers The Ballpark at Arlington, Arlington, TX Fri May 09 2003, 8:05 PM EDT Att: 25,106 - Cloudy - 84 F										
23 Mark Teixeira, S (9, PH) OBP: 0.299, SLG: 0.368	HBP				1B					0	1	0	0	1	0	0											
9 Hank Blalock, L (1, 5) OBP: 0.419, SLG: 0.588	FC6-4		BB		1B					5	1	3	1	0	1	2											
Alex Rodriguez, R (1, 6) OBP: 0.417, SLG: 0.642	1B		1B							3	0	1	0	1	1	2											
Donnie Sadler, R (9, 6) OBP: 0.286, SLG: 0.167	FC6-4		BB		K					1	1	1	1	0	0	0											
Rafael Palmeiro, L (1, 3) OBP: 0.383, SLG: 0.543	SF8		1B							2	0	2	3	2	0	0											
Juan Gonzalez, R (1, 9) OBP: 0.315, SLG: 0.580	FC5-4		BB		1B					5	0	0	0	0	2	8											
Mike Lamb, L (1, 10) OBP: 0.150, SLG: 0.111			G6-4-3		G4-3					4	0	0	0	0	0	3											
Ryan Christenson, R (1, 8) OBP: 0.291, SLG: 0.257	G5-3				G6-3					4	0	0	0	0	1	2											
Einar Diaz, R (1, 2) OBP: 0.297, SLG: 0.333	1B									3	0	1	0	0	0	0											
15 Gerald Laird, R (9, 2) OBP: 1.000, SLG: 1.500			1B		G6-3					1	0	1	0	0	0	0											
10 Michael Young, R (1, 4) OBP: 0.360, SLG: 0.469	G4-3									4	1	2	0	0	0	2											
Inning Stats	R: 1 E: 0 K: 0 S: 10	H: 1 LOB: 1 BB: 0 P: 13	R: 0 E: 0 K: 0 S: 9	H: 1 LOB: 1 BB: 0 P: 14	R: 0 E: 0 K: 0 S: 9	H: 2 LOB: 2 BB: 1 P: 16	R: 0 E: 0 K: 0 S: 5	H: 0 LOB: 0 BB: 0 P: 10	R: 1 E: 0 K: 1 S: 11	H: 1 LOB: 0 BB: 0 P: 21	R: 0 E: 0 K: 0 S: 6	H: 1 LOB: 2 BB: 1 P: 8	R: 0 E: 0 K: 2 S: 13	H: 1 LOB: 2 BB: 1 P: 22	R: 0 E: 0 K: 1 S: 19	H: 0 LOB: 2 BB: 2 P: 32	R: 3 E: 0 K: 1 S: 22	H: 4 LOB: 1 BB: 1 P: 35	1B: 10 2B: 1 3B: 0 HR: 0	SF: 1 SAC: 0 DP: 3 HBP: 1	WP: 1 PB: 0 SB: 0 CS: 0	PA: 41					
PITCHER	IP	WLS	BF	H	R	ER	SO	BB	IBB	HBP	BLK	WP	HR	S	P	ERA	WHIP										
37 Jake Westbrook, R (1, 1) ERA: 3.0	6.2	W	27	7	2	2	2	1	0	1	0	0	0	58	94	2.70	1.200										
53 Carl Sadler, L (7, 1) ERA: 2.35	0.1		2	0	0	0	1	1	0	0	0	0	0	5	10	0.00	3.000										
Dave Elder, R (8, 1) ERA: 40.5	0.0		2	0	0	0	0	2	0	0	0	0	0	8	16	∞	∞										
David Riske, R (8, 1) ERA: 3.78	1.0		3	0	0	0	1	0	0	0	0	0	0	11	16	0.00	0.000										
Terry Mulholland, L (9, 1) ERA: 3.6	1.0		7	4	3	3	1	1	0	0	0	0	0	22	35	27.00	5.000										

AB	40
R	9
H	16
RBI	9
BB	2
SO	10
LOB	18



Batter	1	2	3	4	5	6	7	8	9	AB	R	H	RBI	BB	SO	LOB	TOP					
Matt Lawton, L OBP: 0.299, SLG: 0.373 John McDonald, R OBP: 0.333, SLG: 0.457	G3-1		FC1-2 2B	F7		G6-4-3			F9	4	1	0	0	0	0	4						
Omar Vizquel, S OBP: 0.353, SLG: 0.407	K		FC6-4 1B	E			F8		G4-3	5	0	2	2	0	1	0						
Milton Bradley, S OBP: 0.433, SLG: 0.567	G3-1		FC6-4 BB	E5			G6-3		K	4	0	0	0	1	1	1						
Ellis Burks, R OBP: 0.358, SLG: 0.463		G6-3	FC6-4 2B	K			L7			4	0	0	0	0	1	4						
Shane Spencer, R OBP: 0.300, SLG: 0.376		1B		2B 1B BB			K		FC1-6 1B	3	1	2	0	1	1	0						
Jody Gerut, L OBP: 0.243, SLG: 0.389	F7		1B	1B 2B			K		FC1-6 FC3-6	4	1	1	0	0	1	2						
Josh Bard, S OBP: 0.310, SLG: 0.291	K		F7 1B	G6-3			G6-3		FC3-6 2B	4	2	1	1	0	1	2						
Casey Blake, R OBP: 0.299, SLG: 0.408			F8	K			G6-4-3 1B		1B 2B	4	0	2	1	0	1	2						
Brandon Phillips, R OBP: 0.255, SLG: 0.349			BLK FC1-2 2B	1B E 1B			F8		K	4	1	2	1	0	1	2						
Inning Stats	R: 0 E: 0 K: 1 S: 6	H: 0 LOB: 0 BB: 0 P: 10	R: 0 E: 0 K: 1 S: 8	H: 1 LOB: 1 BB: 0 P: 14	R: 1 E: 0 K: 0 S: 16	H: 2 LOB: 2 BB: 1 P: 26	R: 4 E: 1 K: 2 S: 18	H: 4 LOB: 2 BB: 1 P: 30	R: 0 E: 0 K: 2 S: 10	H: 0 LOB: 0 BB: 0 P: 14	R: 0 E: 0 K: 0 S: 7	H: 1 LOB: 0 BB: 0 P: 12	R: 0 E: 0 K: 0 S: 7	H: 0 LOB: 0 BB: 0 P: 12	R: 1 E: 0 K: 1 S: 17	H: 2 LOB: 1 BB: 0 P: 27	R: 0 E: 0 K: 1 S: 7	H: 0 LOB: 0 BB: 0 P: 10	1B: 6 2B: 4 3B: 0 HR: 0	SF: 0 SAC: 0 DP: 1 HBP: 0	WP: 0 PB: 0 SB: 0 CS: 0	PA: 39
PITCHER	IP	WLS	BF	H	R	ER	SO	BB	IBB	HBP	BLK	WP	HR	S	P	ERA	WHIP					
Alan Benes, R ERA: 4.63	3.1	L	18	6	5	4	3	2	0	0	1	0	0	40	68	10.80	2.400					
Todd Van Poppel, R ERA: 4.32	2.0		9	2	0	0	3	0	0	0	0	0	0	22	33	0.00	1.000					
Brian Shouse, L ERA: 1.42	2.1		7	1	1	1	0	0	0	0	0	0	0	20	31	3.86	0.429					
Jay Powell, R ERA: 11.57	0.1		2	1	0	0	1	0	0	0	0	0	0	7	13	0.00	3.000					
Francisco Cordero, R ERA: 2.98	1.0		3	0	0	0	1	0	0	0	0	0	0	7	10	0.00	0.000					

Cleveland Indians @ Texas Rangers
The Ballpark at Arlington, Arlington, TX
Sat May 10 2003, 8:05 PM EDT
Att. 43,484 - Overcast - 82 F

AB 37
R 6
H 10
RBI 5
BB 2
SO 8
LOB 17



Batter	1	2	3	4	5	6	7	8	9	AB	R	H	RBI	BB	SO	LOB	BOTTOM					
Carl Everett, S OBP: 0.415, SLG: 0.724	2B BB	F7			10 2B 1B		P4		FC3-6 BB	3	2	1	0	2	0	2						
10 Michael Young, R OBP: 0.355, SLG: 0.466	L6		K		1B 1B 2B		G5-3		FC3-6	5	0	1	1	0	1	2						
Alex Rodriguez, R OBP: 0.416, SLG: 0.641	1B 2B		L9		1B				F9	5	0	2	1	0	1	1						
Juan Gonzalez, R OBP: 0.320, SLG: 0.582	P3		BB		P6				2B 2B	3	1	1	0	1	0	3						
Herbert Perry, R OBP: 0.250, SLG: 0.500 Donnie Sadler, R OBP: 0.286, SLG: 0.167	L7		P3		F9				23 1B 2B	4	0	1	1	0	0	4						
Rafael Palmeiro, L OBP: 0.379, SLG: 0.529	F8				L4		G3		23 1B BB	3	0	0	0	1	0	0						
23 Mark Teixeira, S OBP: 0.308, SLG: 0.375		BB 1B			L5		P2		G4-3 1B	4	0	2	1	0	0	0						
Einar Diaz, R OBP: 0.298, SLG: 0.326 Ruben Sierra, S OBP: 0.330, SLG: 0.350 15 Gerald Laird, R OBP: 1.000, SLG: 1.500		BB 1B			G4-3		F9		G4-3	2	0	0	0	1	0	0						
Ryan Christenson, R OBP: 0.278, SLG: 0.244	F8				K		K		F9	4	0	0	0	0	2	2						
Inning Stats	R: 1 E: 0 K: 0 S: 16	H: 1 LOB: 1 BB: 1 P: 24	R: 0 E: 0 K: 0 S: 11	H: 1 LOB: 2 BB: 1 P: 19	R: 0 E: 0 K: 1 S: 6	H: 0 LOB: 1 BB: 1 P: 15	R: 0 E: 0 K: 0 S: 5	H: 0 LOB: 0 BB: 0 P: 6	R: 1 E: 0 K: 1 S: 11	H: 3 LOB: 2 BB: 0 P: 17	R: 0 E: 0 K: 0 S: 5	H: 0 LOB: 0 BB: 0 P: 8	R: 0 E: 0 K: 1 S: 9	H: 0 LOB: 0 BB: 0 P: 13	R: 2 E: 0 K: 1 S: 13	H: 3 LOB: 1 BB: 1 P: 25	R: 0 E: 0 K: 0 S: 7	H: 0 LOB: 1 BB: 1 P: 12	1B: 4 2B: 4 3B: 0 HR: 0	SF: 0 SAC: 0 DP: 1 HBP: 0	WP: 0 PB: 0 SB: 0 CS: 0	PA: 39
PITCHER	IP	WLS	BF	H	R	ER	SO	BB	IBB	HBP	BLK	WP	HR	S	P	ERA	WHIP					
CC Sabathia, L ERA: 3.06	7.0	W	29	5	2	2	3	3	0	0	0	0	0	63	102	2.57	1.143					
David Riske, R ERA: 4.79	0.1		3	2	2	2	1	0	0	0	0	0	0	8	12	54.00	6.000					
53 Carl Sadler, L ERA: 2.35	0.0		1	0	0	0	0	1	0	0	0	0	0	1	5	∞	∞					
Danys Baez, R ERA: 4.08	1.2	S	6	1	0	0	0	1	0	0	0	0	0	11	20	0.00	1.200					

Cleveland Indians @ Texas Rangers
The Ballpark at Arlington, Arlington, TX
Sat May 10 2003, 8:05 PM EDT
Att. 43,484 - Overcast - 82 F

AB 34
R 4
H 8
RBI 4
BB 5
SO 4
LOB 16



Batter	1	2	3	4	5	6	7	8	9	AB	R	H	RBI	BB	SO	LOB	TOP										
Matt Lawton, L (1, 10) OBP: 0.302, SLG: 0.393	F7	L9		1B BB		P5			HR	4	1	1	1	1	0	2											
Omar Vizquel, S (1, 6) OBP: 0.351, SLG: 0.403	P4		G6-3			G3			2B	4	0	1	2	0	0	0											
John McDonald, R (8, 6) OBP: 0.347, SLG: 0.468				1B					G3	1	1	1	0	0	0	0											
Milton Bradley, S (1, 8) OBP: 0.422, SLG: 0.543			G3	P2			P3		F8	4	0	0	0	1	0	3											
Shane Spencer, R (1, 7) OBP: 0.296, SLG: 0.377	G4-3		G5-3				G5-3		G3	5	1	1	0	0	1	1											
Jody Gerut, L (1, 9) OBP: 0.262, SLG: 0.415				SH1-3 1B 2B		G3-1			F8	5	2	2	1	0	0	1											
Tim Laker, R (1, 2) OBP: 0.367, SLG: 0.519				K		SH1-3			2B	4	2	2	2	0	1	1											
Bill Selby, L (1, 5) OBP: 0.150, SLG: 0.111				K					2B	4	1	1	1	1	1	1											
Casey Blake, R (1, 3) OBP: 0.297, SLG: 0.396				K					P4	3	1	0	0	1	2	3											
Brandon Phillips, R (1, 4) OBP: 0.272, SLG: 0.367									G4-3	3	1	2	3	0	0	1											
Inning Stats	R: 0 E: 0 K: 0 S: 10	H: 0 LOB: 1 BB: 1 P: 17	R: 2 E: 0 K: 2 S: 17	H: 2 LOB: 1 BB: 1 P: 26	R: 0 E: 0 K: 0 S: 7	H: 0 LOB: 0 BB: 0 P: 13	R: 3 E: 0 K: 1 S: 14	H: 3 LOB: 2 BB: 2 P: 29	R: 0 E: 0 K: 1 S: 8	H: 0 LOB: 0 BB: 0 P: 15	R: 0 E: 0 K: 1 S: 10	H: 0 LOB: 1 BB: 0 P: 20	R: 0 E: 0 K: 0 S: 5	H: 0 LOB: 0 BB: 0 P: 6	R: 1 E: 0 K: 0 S: 10	H: 2 LOB: 1 BB: 0 P: 13	R: 4 E: 0 K: 0 S: 18	H: 4 LOB: 0 BB: 0 P: 25	1B: 4 2B: 5 3B: 0 HR: 2	SF: 0 SAC: 1 DP: 0 HBP: 1	WP: 0 PB: 0 SB: 0 CS: 0	PA: 43					
PITCHER	IP	WLS	BF	H	R	ER	SO	BB	IBB	HBP	BLK	WP	HR	S	P	ERA	WHIP										
Colby Lewis, R (1, 1) ERA: 8.0	3.2		20	5	5	5	3	4	0	0	0	0	0	46	82	12.27	2.455										
53 Joaquin Benoit, R (4, 1) ERA: 5.11	2.0	W	7	0	0	0	2	0	0	1	0	0	0	18	34	0.00	0.000										
Aaron Fultz, L (6, 1) ERA: 2.08	1.1	H	4	0	0	0	0	0	0	0	0	0	0	7	10	0.00	0.000										
Jay Powell, R (8, 1) ERA: 11.37	1.0		5	2	1	1	0	0	0	0	0	0	0	10	13	9.00	2.000										
Ugueth Urbina, R (9, 1) ERA: 4.11	1.0		7	4	4	4	0	0	0	0	0	0	2	18	25	36.00	4.000										

Cleveland Indians @ Texas Rangers
The Ballpark at Arlington, Arlington, TX
Sun May 11 2003, 3:05 PM EDT
Att: 23,407 - Sunny - 71 F

AB	37
R	10
H	11
RBI	10
BB	4
SO	5
LOB	13



Batter	1	2	3	4	5	6	7	8	9	AB	R	H	RBI	BB	SO	LOB	BOTTOM											
Carl Everett, S (1, 8) OBP: 0.418, SLG: 0.736	G4-3		HR			K			F8	5	3	2	3	1	1	3												
9 Hank Blalock, L (1, 5) OBP: 0.434, SLG: 0.597	G4-3		WP G1-3 1B			E			HR	5	2	4	4	0	0	0												
Alex Rodriguez, R (1, 6) OBP: 0.476, SLG: 0.630	F8		G1-3			E5			K	4	0	1	1	1	1	3												
Ugueth Urbina, R (9, 1)						G4-5-3 1B				0	0	0	0	0	0	0												
Rafael Palmeiro, L (1, 3) OBP: 0.380, SLG: 0.556			G3			G4-5-3 1B			HR	5	2	2	3	0	0	5												
Herbert Perry, R (8, 3) OBP: 0.250, SLG: 0.500		1B 2B				P5			HR	0	0	0	0	0	0	0												
Juan Gonzalez, R (1, 9) OBP: 0.325, SLG: 0.586										4	0	2	1	0	1	0												
Donnie Sadler, R (7, PR) OBP: 0.250, SLG: 0.143				P3		K				1	1	0	0	0	0	1												
Ruben Sierra, S (1, 7) ERA: 4.68										3	0	1	0	0	0	1												
Ryan Christenson, R (6, PR) OBP: 0.293, SLG: 0.313				G4-3						2	3	2	2	0	0	0												
23 Mark Teixeira, S (1, 10) OBP: 0.323, SLG: 0.381										4	2	2	1	1	1	1												
15 Gerald Laird, R (1, 2) OBP: 0.571, SLG: 0.667				K						4	1	1	0	0	1	3												
10 Michael Young, R (1, 4) OBP: 0.363, SLG: 0.471										5	3	3	1	0	0	3												
Inning Stats	R: 0 E: 0 K: 0 S: 6	H: 2 LOB: 0 BB: 0 P: 12	R: 1 E: 0 K: 0 S: 7	H: 2 LOB: 0 BB: 0 P: 13	R: 2 E: 0 K: 1 S: 13	H: 3 LOB: 1 BB: 0 P: 22	R: 0 E: 0 K: 1 S: 6	H: 0 LOB: 0 BB: 0 P: 9	R: 4 E: 1 K: 1 S: 15	H: 4 LOB: 0 BB: 1 P: 28	R: 2 E: 0 K: 1 S: 17	H: 4 LOB: 3 BB: 1 P: 30	R: 7 E: 0 K: 1 S: 19	H: 6 LOB: 1 BB: 0 P: 31	R: 1 E: 0 K: 0 S: 12	H: 1 LOB: 1 BB: 1 P: 23	1B: 14 2B: 3 3B: 0 HR: 3	SF: 0 SAC: 0 DP: 2 HBP: 1	WP: 1 PB: 0 SB: 1 CS: 0	PA: 46								
PITCHER	IP	WLS	BF	H	R	ER	SO	BB	IBB	HBP	BLK	WP	HR	S	P	ERA	WHIP											
Ricardo Rodriguez, R (1, 1) ERA: 4.68	4.0	L	21	9	7	6	2	1	0	0	0	0	0	23	40	9.00	2.500											
Billy Traber, L (5, 1) ERA: 4.05	2.0		10	4	2	2	2	1	0	0	0	0	0	12	19	162.00	15.000											
Jason Boyd, R (7, 1) ERA: 18.9	0.1		7	5	6	6	0	0	0	1	0	0	0	2	19	35	10.80	1.800										
Dave Elder, R (7, 1) ERA: 19.29	1.2		8	2	2	2	1	1	0	0	0	0	2	19	35	10.80	1.800											

Cleveland Indians @ Texas Rangers
The Ballpark at Arlington, Arlington, TX
Sun May 11 2003, 3:05 PM EDT
Att: 23,407 - Sunny - 71 F

AB	42
R	17
H	20
RBI	16
BB	3
SO	5
LOB	20



Batter	1	2	3	4	5	6	7	8	9	AB	R	H	RBI	BB	SO	LOB	TOP			
51 Ichiro Suzuki, L (1.9) OBP: 0.393, SLG: 0.390	G6-3		1B	G6-3 2B		F9 BB 1B		1B		5	0	4	1	0	0	0	Seattle Mariners @ Cleveland Indians Jacobs Field, Cleveland, OH Tue May 13 2003, 7:05 PM EDT Att: 16,721 - Cloudy - 61 F			
Carlos Guillen, S (1.6) OBP: 0.376, SLG: 0.436	1B		L9	G6-3		K		1B		5	1	2	0	0	1	3				
Bret Boone, R (1.4) OBP: 0.376, SLG: 0.500	1B		K	P4				K		4	1	1	0	1	2	4				
Edgar Martinez, R (1.10) OBP: 0.455, SLG: 0.589	1B		G6-3		G1-3	F9		G6-4-3		5	0	1	2	0	0	5				
John Olerud, L (1.3) OBP: 0.378, SLG: 0.430	G6-3					F7			G6-3	5	2	2	0	0	0	2				
Mike Cameron, R (1.8) OBP: 0.393, SLG: 0.530										3	2	2	0	2	0	0				
Randy Winn, S (1.7) OBP: 0.367, SLG: 0.410										5	1	2	3	0	1	2				
Jeff Cirillo, R (1.5) OBP: 0.322, SLG: 0.330										5	1	3	2	0	0	2				
Dan Wilson, R (1.2) OBP: 0.321, SLG: 0.382										4	0	0	0	0	1	5				
Inning Stats	R: 2 E: 0 K: 0 S: 13	H: 3 LOB: 0 BB: 0 P: 20	R: 0 E: 0 K: 1 S: 11	H: 0 LOB: 1 BB: 1 P: 19	R: 0 E: 0 K: 1 S: 9	H: 1 LOB: 1 BB: 0 P: 15	R: 4 E: 0 K: 0 S: 17	H: 5 LOB: 1 BB: 0 P: 30	R: 2 E: 0 K: 1 S: 19	H: 4 LOB: 2 BB: 1 P: 17	R: 0 E: 0 K: 1 S: 10	H: 1 LOB: 1 BB: 0 P: 15	R: 0 E: 0 K: 1 S: 13	H: 2 LOB: 1 BB: 0 P: 17	R: 0 E: 0 K: 1 S: 11	H: 0 LOB: 1 BB: 1 P: 20		1B: 13 2B: 4 3B: 1 HR: 0	SF: 0 SAC: 0 DP: 2 HBP: 0	WP: 0 PB: 0 SB: 0 CS: 0
PITCHER	IP WLS BF H R ER SO	IP WLS BF H R ER SO	IP WLS BF H R ER SO	IP WLS BF H R ER SO	IP WLS BF H R ER SO	IP WLS BF H R ER SO	IP WLS BF H R ER SO	IP WLS BF H R ER SO	IP WLS BF H R ER SO	IP WLS BF H R ER SO	IP WLS BF H R ER SO	IP WLS BF H R ER SO	IP WLS BF H R ER SO	IP WLS BF H R ER SO	IP WLS BF H R ER SO	IP WLS BF H R ER SO	ERA WHIP	ERA WHIP		
Brian Anderson, L (1.1) ERA: 5.4	4.0	L	21	9	6	6	2	1	0	0	0	0	0	0	0	0	0	13.50	2.500	
Jerrold Riggan, R (5.1) ERA: 9.0	2.0		11	5	2	2	1	1	0	0	0	0	0	0	0	0	0	9.00	3.000	
Terry Mulholland, L (7.1) ERA: 3.38	1.0		4	1	0	0	0	0	0	0	0	0	0	0	0	0	0	0.00	1.000	
53 Carl Sadler, L (8.1) ERA: 2.08	1.0		4	2	0	0	1	0	0	0	0	0	0	0	0	0	0	0.00	2.000	
Jason Boyd, R (9.1) ERA: 14.54	1.0		4	0	0	0	1	1	0	0	0	0	0	0	0	0	0	0.00	1.000	
Batter	1	2	3	4	5	6	7	8	9	AB	R	H	RBI	BB	SO	LOB	BOTTOM			
Matt Lawton, L (1.7) OBP: 0.306, SLG: 0.389	F8	1B		G4-6-3 HBP		K			K	4	0	1	1	0	2	0	Seattle Mariners @ Cleveland Indians Jacobs Field, Cleveland, OH Tue May 13 2003, 7:05 PM EDT Att: 16,721 - Cloudy - 61 F			
Omar Vizquel, S (1.6) OBP: 0.348, SLG: 0.399	G4-3	1B		G4-6-3				G4-3		4	0	1	1	0	0	2				
Ellis Burks, R (1.10) OBP: 0.362, SLG: 0.468	2B	G6-3						G5-3		3	0	1	0	1	0	2				
Milton Bradley, S (1.8) OBP: 0.416, SLG: 0.526	BB							G6-3		3	0	0	0	1	1	2				
Jody Gerut, L (1.9) OBP: 0.261, SLG: 0.422	F8								F7	4	0	1	0	0	0	2				
Josh Bard, S (1.2) OBP: 0.316, SLG: 0.308									G4-3	4	1	2	0	0	0	1				
Ben Broussard, L (1.3) OBP: 0.296, SLG: 0.390									P6	3	0	0	0	1	0	2				
Casey Blake, R (1.5) OBP: 0.296, SLG: 0.390									G4-3	4	1	1	0	0	0	2				
Brandon Phillips, R (1.4) OBP: 0.280, SLG: 0.372									P3	4	1	2	0	0	1	0				
Inning Stats	R: 0 E: 0 K: 0 S: 11	H: 1 LOB: 2 BB: 1 P: 21	R: 3 E: 1 K: 0 S: 16	H: 5 LOB: 1 BB: 0 P: 25	R: 0 E: 0 K: 1 S: 10	H: 1 LOB: 2 BB: 1 P: 23	R: 0 E: 0 K: 0 S: 9	H: 1 LOB: 2 BB: 1 P: 15	R: 0 E: 0 K: 2 S: 8	H: 0 LOB: 0 BB: 0 P: 15	R: 0 E: 0 K: 0 S: 8	H: 0 LOB: 0 BB: 0 P: 14	R: 0 E: 0 K: 0 S: 8	H: 0 LOB: 0 BB: 0 P: 11	R: 0 E: 0 K: 1 S: 6	H: 0 LOB: 0 BB: 0 P: 7		1B: 6 2B: 3 3B: 0 HR: 0	SF: 0 SAC: 0 DP: 3 HBP: 1	WP: 0 PB: 0 SB: 0 CS: 0
PITCHER	IP WLS BF H R ER SO	IP WLS BF H R ER SO	IP WLS BF H R ER SO	IP WLS BF H R ER SO	IP WLS BF H R ER SO	IP WLS BF H R ER SO	IP WLS BF H R ER SO	IP WLS BF H R ER SO	IP WLS BF H R ER SO	IP WLS BF H R ER SO	IP WLS BF H R ER SO	IP WLS BF H R ER SO	IP WLS BF H R ER SO	IP WLS BF H R ER SO	IP WLS BF H R ER SO	IP WLS BF H R ER SO	ERA WHIP	ERA WHIP		
Joel Pineiro, R (1.1) ERA: 4.11	6.0	W	28	9	3	3	3	3	0	0	0	0	0	0	0	0	0	4.50	2.000	
Giovanni Carrara, R (7.1) ERA: 5.59	2.0		6	0	0	0	0	0	0	0	0	0	0	0	0	0	0	0.00	0.000	
Shigetoshi Hasegawa, R (9.1) ERA: 0.4	1.0		3	0	0	0	1	0	0	0	0	0	0	0	0	0	0	0.00	0.000	



Batter	1	2	3	4	5	6	7	8	9	AB	R	H	RBI	BB	SO	LOB	TOP										
51 Ichiro Suzuki, L (1, 9) OBP: 0.391, SLG: 0.386	1-3 K		3-2 G3			1-1 G1-6-3 1B		1-3 K		4	0	1	0	0	2	1	Seattle Mariners @ Cleveland Indians Jacobs Field, Cleveland, OH Wed May 14 2003, 7:05 PM EDT Att: 17,324 - Cloudy - 62 F										
Carlos Guillen, S (1, 6) OBP: 0.384, SLG: 0.421	3-2 G3-1			0-1 G3		0-0 G1-6-3 1-2		1-3 K		4	0	0	0	0	1	1											
Edgar Martinez, R (1, 10) OBP: 0.457, SLG: 0.609	2-1 HR			4-2 G6-4-3 HBP		3-3 K		3-2 L4		3	1	1	1	0	1	0											
John Olerud, L (1, 3) OBP: 0.368, SLG: 0.417	2-3 K			0-2 G6-4-3 1-2			3-1 F8	2-1 F8		4	0	0	0	0	1	1											
Mike Cameron, R (1, 8) OBP: 0.399, SLG: 0.529		4-2 CS BB			2-0 E WP 1B		0-3 K			2	1	1	0	1	1	0											
Randy Winn, S (1, 7) OBP: 0.380, SLG: 0.401		1-3 K2-3 1-2			2-0 P6		0-2 G6-3			3	0	0	0	0	1	2											
Mark McLemore, S (1, 4) OBP: 0.306, SLG: 0.315		2-3 K			2-0 F8			4-2 G5-4-3 BB		2	0	0	0	1	1	1											
Jeff Cirillo, R (1, 5) OBP: 0.322, SLG: 0.330			0-1 G6-3		3-2 FC5-4 1B		2-2 G5-4-3 1-2			3	0	1	0	0	0	1											
Ben Davis, S (1, 2) OBP: 0.306, SLG: 0.525			2-3 K		0-0 FC5-4 1-2			4-1 BB		2	0	0	0	1	1	1											
Inning Stats	R: 1 E: 0 K: 2 S: 11	H: 1 LOB: 0 BB: 0 P: 19	R: 0 E: 0 K: 2 S: 8	H: 0 LOB: 0 BB: 1 P: 15	R: 0 E: 0 K: 1 S: 9	H: 0 LOB: 0 BB: 0 P: 14	R: 0 E: 0 K: 0 S: 9	H: 0 LOB: 0 BB: 0 P: 13	R: 1 E: 1 K: 0 S: 8	H: 2 LOB: 1 BB: 0 P: 17	R: 0 E: 0 K: 1 S: 6	H: 1 LOB: 0 BB: 0 P: 10	R: 0 E: 0 K: 1 S: 8	H: 0 LOB: 0 BB: 0 P: 11	R: 0 E: 0 K: 1 S: 11	H: 0 LOB: 1 BB: 2 P: 22	R: 0 E: 0 K: 1 S: 12	H: 0 LOB: 0 BB: 0 P: 18	1B: 3 2B: 0 3B: 0 HR: 1	SF: 0 SAC: 0 DP: 3 HBP: 1	WP: 1 PB: 0 SB: 0 CS: 1	PA: 31					
PITCHER	IP	WLS	BF	H	R	ER	SO	BB	IBB	HBP	BLK	WP	HR	S	P	ERA	WHIP										
Jason Davis, R (1, 1) ERA: 6.21	7.0	W	24	4	2	1	7	1	0	1	0	1	1	59	99	1.29	0.714										
Billy Traber, L (8, 1) ERA: 3.95	1.0		4	0	0	0	1	2	0	0	0	0	0	11	22	0.00	2.000										
Danys Baez, R (9, 1) ERA: 3.86	1.0		3	0	0	0	1	0	0	0	0	0	0	12	18	0.00	0.000										

Batter	1	2	3	4	5	6	7	8	9	AB	R	H	RBI	BB	SO	LOB	BOTTOM										
Matt Lawton, L (1, 7) OBP: 0.309, SLG: 0.392	0-0 L3	2-1 G1-3	1-1 1-H 2-H 2B		4-2 BB			2-2 L3		4	0	1	2	1	0	2	Seattle Mariners @ Cleveland Indians Jacobs Field, Cleveland, OH Wed May 14 2003, 7:05 PM EDT Att: 17,324 - Cloudy - 62 F										
Omar Vizquel, S (1, 6) OBP: 0.344, SLG: 0.392	0-2 2B	0-2 E3 WP	2-0 F9		2-0 G3		0-0 P3			5	1	1	1	0	0	3											
Ellis Burks, R (1, 10) OBP: 0.356, SLG: 0.465	0-2 FC5 1-H 2B	2-1 G5-3		1-0 G5-3		3-3 K		0-0 G5-3		5	0	1	2	0	1	1											
Milton Bradley, S (1, 8) OBP: 0.419, SLG: 0.520	0-3 K			2-1 FC1-2 1B		3-2 F7				3	0	1	0	0	1	1											
Jody Gerut, L (7, 8) OBP: 0.291, SLG: 0.422		2-3 HBP		2-1 FC1-2 1B			3-3 K			0	0	0	0	0	0	0											
Shane Spencer, R (1, 9) OBP: 0.286, SLG: 0.364	3-1 FC5	3-1 G5-3		2-1 FC1-2 1-H						4	0	0	0	0	1	4											
Josh Bard, S (1, 2) OBP: 0.306, SLG: 0.297	1-3 K		2-3 K		1-2 F9			2-2 F8		4	0	0	0	0	2	3											
Ben Broussard, L (1, 3) OBP: 0.500, SLG: 0.857		0-1 1B 2B 1B		1-0 F7		0-0 HR		3-2 PB 1B		4	2	3	1	0	0	0											
Casey Blake, R (1, 5) OBP: 0.294, SLG: 0.385		1-0 2B E 1B		2-0 E6 2B BB		0-0 F9		3-3 K		4	2	1	0	0	1	1											
Brandon Phillips, R (1, 4) OBP: 0.287, SLG: 0.379		1-0 E 2B		4-2 G5-3 1-2 2B BB		1-0 G4-3		1-3 K		3	2	1	1	1	1	1											
Inning Stats	R: 1 E: 0 K: 2 S: 15	H: 2 LOB: 2 BB: 0 P: 19	R: 3 E: 1 K: 0 S: 16	H: 3 LOB: 2 BB: 0 P: 28	R: 2 E: 1 K: 1 S: 10	H: 1 LOB: 1 BB: 1 P: 22	R: 0 E: 0 K: 0 S: 8	H: 1 LOB: 0 BB: 0 P: 14	R: 1 E: 0 K: 2 S: 11	H: 1 LOB: 1 BB: 1 P: 13	R: 0 E: 0 K: 2 S: 13	H: 0 LOB: 0 BB: 0 P: 20	R: 0 E: 0 K: 2 S: 13	H: 1 LOB: 1 BB: 0 P: 22	R: 0 E: 0 K: 0 S: 5	H: 0 LOB: 0 BB: 0 P: 7	1B: 5 2B: 3 3B: 0 HR: 1	SF: 0 SAC: 0 DP: 0 HBP: 1	WP: 2 PB: 1 SB: 1 CS: 0	PA: 39							
PITCHER	IP	WLS	BF	H	R	ER	SO	BB	IBB	HBP	BLK	WP	HR	S	P	ERA	WHIP										
Freddy Garcia, R (1, 1) ERA: 5.47	6.0	L	32	8	7	4	5	2	0	1	0	2	1	66	116	6.00	1.667										
40 Julio Mateo, R (7, 1) ERA: 3.6	1.0		4	1	0	0	2	0	0	0	0	0	0	13	22	0.00	1.000										
Arthur Rhodes, L (8, 1) ERA: 3.18	0.2		2	0	0	0	0	0	0	0	0	0	0	4	6	0.00	0.000										
Kazuhiro Sasaki, R (8, 1) ERA: 7.15	0.1		1	0	0	0	0	0	0	0	0	0	0	1	1	0.00	0.000										

AB 27
R 2
H 4
RBI 1
BB 3
SO 9
LOB 8



AB 36
R 7
H 9
RBI 7
BB 2
SO 7
LOB 16



Batter	1	2	3	4	5	6	7	8	9	AB	R	H	RBI	BB	SO	LOB	TOP										
51 Ichiro Suzuki, L OBP: 0.352, SLG: 0.383 16 Willie Bloomquist, R OBP: 0.266, SLG: 0.297	1-1 BB HR 1B	0-1 L7	4-1 BB		0-0 G3		3-2 F9			4	1	1	0	1	0	3											
Carlos Guillen, S OBP: 0.365, SLG: 0.415	4-2 SAFE SAFE 1-2 HR BB	2-0 G3-1	1-0 F9		0-3 K			1-2 2B SF9 1B		4	2	1	0	1	1	3											
Bret Boone, R OBP: 0.377, SLG: 0.500	1-3 K		4-2 BB S 1B BB	1-2 G1-3		0-1 G6-3		2-0 SF9 BLK 2B		4	2	1	0	1	1	2											
Edgar Martinez, R OBP: 0.455, SLG: 0.640	0-2 2-H HR		1-1 F9	3-1 1B 2B		3-3 K		0-2 SF9		4	1	2	4	0	1	1											
John Olerud, L OBP: 0.369, SLG: 0.412	1-2 F7		4-1 BB 1B BB	0-1 BB 1B		3-1 G4-3		2-0 F8		4	1	1	0	1	0	0											
Mike Cameron, R OBP: 0.405, SLG: 0.533	0-1 2B		4-1 1B BB	4-2 1B BB				3-3 K		3	1	1	0	2	1	0											
Randy Winn, S OBP: 0.361, SLG: 0.397	1-3 K		1-1 1B BB	0-3 K				4-0 FC3-6 BB	1-2 G1-3	4	1	1	2	1	2	4											
Jeff Cirillo, R OBP: 0.325, SLG: 0.327		4-2 G3 BB	3-2 1-H 2-H G4-3 1B	2-3 K				0-2 FC3-6 BB	1-2 F8	4	0	1	2	1	1	4											
Ben Davis, S OBP: 0.299, SLG: 0.492		3-1 SAFE G3	0-0 G4-3		1-2 G4-3			4-1 BB	1-1 F8	4	0	0	0	1	0	2											
Inning Stats	R: 3 E: 0 K: 2 S: 23	H: 3 LOB: 1 BB: 1 P: 31	R: 0 E: 0 K: 0 S: 8	H: 0 LOB: 1 BB: 1 P: 17	R: 4 E: 0 K: 0 S: 14	H: 2 LOB: 2 BB: 4 P: 36	R: 0 E: 0 K: 2 S: 15	H: 2 LOB: 3 BB: 1 P: 25	R: 0 E: 0 K: 1 S: 7	H: 0 LOB: 0 BB: 0 P: 13	R: 0 E: 0 K: 0 S: 12	H: 0 LOB: 2 BB: 2 P: 24	R: 2 E: 0 K: 1 S: 12	H: 2 LOB: 0 BB: 0 P: 20	R: 0 E: 0 K: 0 S: 9	H: 0 LOB: 0 BB: 0 P: 12	1B: 5 2B: 3 3B: 0 HR: 1	SF: 1 SAC: 0 DP: 0 HBP: 0	WP: 0 PB: 0 SB: 1 CS: 0	PA: 45							
PITCHER	IP	WLS	BF	H	R	ER	SO	BB	IBB	HBP	BLK	WP	HR	S	P	ERA	WHIP										
37 Jake Westbrook, R ERA: 4.46	2.1	L	17	5	7	7	2	5	0	0	0	0	1	42	76	27.00	4.286										
Terry Mulholland, L ERA: 3.18	1.0		6	2	0	0	0	1	0	0	0	0	0	10	19	0.00	3.000										
David Riske, R ERA: 4.34	1.2		6	0	0	0	3	1	0	0	0	0	0	16	23	0.00	0.600										
Jason Boyd, R ERA: 9.95	2.0		8	0	0	0	1	2	0	0	0	0	0	19	37	0.00	1.000										
Jerrod Riggan, R ERA: 9.0	2.0		8	2	2	2	1	0	0	0	1	0	0	21	32	9.00	1.000										

Seattle Mariners @ Cleveland Indians
 Jacobs Field, Cleveland, OH
 Thu May 15 2003, 7:05 PM EDT
 Att: 17,889 - Cloudy - 59 F

AB	35
R	9
H	9
RBI	8
BB	9
SO	7
LOB	19



Batter	1	2	3	4	5	6	7	8	9	AB	R	H	RBI	BB	SO	LOB	BOTTOM										
Matt Lawton, L OBP: 0.312, SLG: 0.388	1-1 L9-3 1B		2-1 FC1-2 HBP		2-1 F7		1-1 L9		0-3 K	4	0	1	0	0	1	1											
Omar Vizquel, S OBP: 0.347, SLG: 0.411 John McDonald, R OBP: 0.340, SLG: 0.458	1-2 L9-3		0-0 FC1-2 FC6-4		4-2 1B BB		2-1 HR		1-3 K	3	1	1	1	1	0	4											
Ellis Burks, R OBP: 0.353, SLG: 0.459	0-3 K		1-2 2-3 3-H FC6-4		0-0 BB 1B		0-3 K			4	0	1	0	0	2	3											
Shane Spencer, R OBP: 0.293, SLG: 0.372		0-0 F7		1-0 F7	4-1 BB			0-1 G6-3 2B		3	0	1	0	1	0	0											
Jody Gerut, L OBP: 0.260, SLG: 0.429		1-1 G6-3		1-0 1B 2B	0-0 F7			0-0 F7		4	0	1	0	0	0	4											
Tim Laker, R OBP: 0.353, SLG: 0.484		2-3 K		3-2 1B		1-2 G6-3		1-1 G6-3		4	0	1	0	0	1	1											
Ben Broussard, L OBP: 0.333, SLG: 0.545			3-2 F7	1-0 P5		3-2 F8		1-3 K		4	0	0	0	0	1	3											
Casey Blake, R OBP: 0.301, SLG: 0.384			1-1 HBP FC1-2 1B	1-0 F9		1-2 G1-3		4-2 BB		3	0	1	0	1	0	2											
Brandon Phillips, R OBP: 0.280, SLG: 0.370 Bill Selby, L OBP: 0.146, SLG: 0.108			0-2 FC1-2 HBP 1-2		0-1 G5-3		1-1 F7		2-0 F8	3	0	0	0	0	0	1											
Inning Stats	R: 0 E: 0 K: 1 S: 8	H: 1 LOB: 0 BB: 0 P: 10	R: 0 E: 0 K: 1 S: 6	H: 0 LOB: 0 BB: 0 P: 9	R: 0 E: 1 K: 0 S: 14	H: 1 LOB: 3 BB: 0 P: 22	R: 0 E: 0 K: 0 S: 7	H: 2 LOB: 2 BB: 0 P: 14	R: 0 E: 0 K: 0 S: 9	H: 0 LOB: 0 BB: 0 P: 14	R: 1 E: 0 K: 1 S: 9	H: 1 LOB: 0 BB: 0 P: 13	R: 0 E: 0 K: 1 S: 8	H: 1 LOB: 1 BB: 0 P: 10	R: 0 E: 0 K: 2 S: 12	H: 0 LOB: 1 BB: 1 P: 19	1B: 4 2B: 3 3B: 0 HR: 1	SF: 0 SAC: 0 DP: 1 HBP: 1	WP: 0 PB: 0 SB: 0 CS: 0	PA: 38							
PITCHER	IP	WLS	BF	H	R	ER	SO	BB	IBB	HBP	BLK	WP	HR	S	P	ERA	WHIP										
Ryan Franklin, R ERA: 3.58	3.0		12	2	0	0	2	0	0	1	0	0	0	28	41	0.00	0.667										
Giovanni Carrara, R ERA: 4.84	3.0	W	14	3	0	0	0	2	0	0	0	0	0	25	47	0.00	1.667										
40 Julio Mateo, R ERA: 0.86	1.0		4	1	1	1	1	0	0	0	0	0	1	9	13	9.00	1.000										
Shigetoshi Hasegawa, R ERA: 0.39	1.0		4	1	0	0	1	0	0	0	0	0	0	8	10	0.00	1.000										
Jeff Nelson, R ERA: 2.51	1.0		4	0	0	0	2	1	0	0	0	0	0	12	19	0.00	1.000										

Seattle Mariners @ Cleveland Indians
 Jacobs Field, Cleveland, OH
 Thu May 15 2003, 7:05 PM EDT
 Att: 17,889 - Cloudy - 59 F

AB	34
R	1
H	7
RBI	1
BB	3
SO	6
LOB	21



Batter	1	2	3	4	5	6	7	8	9	AB	R	H	RBI	BB	SO	LOB	TOP				
Mark Ellis, R OBP: 0.313, SLG: 0.388 (1, 4)	G5-3		F9		F9			G4-3		4	0	0	0	0	0	1	Oakland Athletics @ Cleveland Indians Jacobs Field, Cleveland, OH Fri May 16 2003, 7:05 PM EDT Att: 22,357 - Sunny - 66 F				
Scott Hatteberg, L OBP: 0.354, SLG: 0.399 (1, 3)	1B		BB			K		K		3	0	1	0	1	2	0					
Eric Chavez, L OBP: 0.344, SLG: 0.482 (1, 5)	F8		F8			K		K		4	0	0	0	0	2	3					
Miguel Tejada, R OBP: 0.272, SLG: 0.398 (1, 6)	G3		K			HR		F9		4	1	1	1	0	1	3					
Erubiel Durazo, L OBP: 0.376, SLG: 0.457 (1, 10)	G4-3		G6-3			K		K		4	0	0	0	0	2	0					
Ramon Hernandez, R OBP: 0.376, SLG: 0.496 (1, 2)	HR		K			K		K		4	1	1	1	0	3	0					
Eric Byrnes, R OBP: 0.404, SLG: 0.557 (1, 8)	P6		K			1B				3	0	1	0	0	1	0					
Terrence Long, L OBP: 0.316, SLG: 0.427 (1, 9)	K				G2-3			P6		3	0	0	0	0	1	1					
Ron Gant, R OBP: 0.189, SLG: 0.235 (1, 7)			BB		G1-3			F9		2	0	0	0	1	0	1					
Inning Stats	R: 0 E: 0 K: 0 S: 8	H: 1 LOB: 1 BB: 0 P: 11	R: 1 E: 0 K: 1 S: 16	H: 1 LOB: 0 BB: 0 P: 20	R: 0 E: 0 K: 1 S: 10	H: 0 LOB: 2 BB: 2 P: 23	R: 0 E: 0 K: 2 S: 12	H: 0 LOB: 0 BB: 0 P: 16	R: 0 E: 0 K: 3 S: 12	H: 1 LOB: 0 BB: 0 P: 20	R: 0 E: 0 K: 1 S: 9	H: 1 LOB: 1 BB: 0 P: 10	R: 0 E: 0 K: 2 S: 9	H: 0 LOB: 0 BB: 0 P: 13	R: 0 E: 0 K: 2 S: 8	H: 0 LOB: 0 BB: 0 P: 11	1B: 2 2B: 0 3B: 0 HR: 2	SF: 0 SAC: 0 DP: 0 HBP: 0	WP: 0 PB: 0 SB: 0 CS: 0	PA: 33	
PITCHER	IP	WLS	BF	H	R	ER	SO	BB	IBB	HBP	BLK	WP	HR	S	P	ERA	WHIP				
CC Sabathia, L ERA: 3.0 (1, 1)	7.0		27	4	2	2	8	2	0	0	0	0	2	74	111	2.57	0.857				
Billy Traber, L ERA: 3.99 (8, 1)	1.0	W	3	0	0	0	2	0	0	0	0	0	0	9	13	0.00	0.000				
Danys Baez, R ERA: 3.66 (9, 1)	1.0	S	3	0	0	0	2	0	0	0	0	0	0	8	11	0.00	0.000				

AB	31
R	2
H	4
RBI	2
BB	2
SO	12
LOB	9



Batter	1	2	3	4	5	6	7	8	9	AB	R	H	RBI	BB	SO	LOB	BOTTOM				
Matt Lawton, L OBP: 0.304, SLG: 0.377 (1, 7)	G4-3		G1-3			G5-3		L4		4	0	0	0	0	0	1	Oakland Athletics @ Cleveland Indians Jacobs Field, Cleveland, OH Fri May 16 2003, 7:05 PM EDT Att: 22,357 - Sunny - 66 F				
Omar Vizquel, S OBP: 0.351, SLG: 0.413 (1, 6)	G5-3		G6-3			HR		1B		4	2	2	0	0	0	1					
Ellis Burks, R OBP: 0.357, SLG: 0.482 (1, 10)	G6-3				G4-3		1B	HR		4	1	2	3	0	0	0					
Milton Bradley, S OBP: 0.425, SLG: 0.520 (1, 8)		L8	1B		G1-3		1B	1B		2	0	1	0	1	0	0					
Shane Spencer, R OBP: 0.294, SLG: 0.371 (1, 3)		G3-6-1			G5-3		K			3	0	1	0	0	1	1					
Ben Broussard, L OBP: 0.333, SLG: 0.545 (9, 3)		1B								0	0	0	0	0	0	0					
Josh Bard, S OBP: 0.286, SLG: 0.289 (1, 2)	L8				G5-3			G6-3		3	0	0	0	0	0	2					
Casey Blake, R OBP: 0.302, SLG: 0.377 (1, 5)	G3-6-1				K			G6-4-3		2	0	0	0	1	1	2					
Jody Gerut, L OBP: 0.264, SLG: 0.423 (1, 9)			G1-3		L7			G6-4-3		3	0	1	0	0	0	1					
Brandon Phillips, R OBP: 0.273, SLG: 0.361 (1, 4)			P4			K		K		3	0	0	0	0	2	1					
Inning Stats	R: 0 E: 0 K: 0 S: 6	H: 0 LOB: 0 BB: 0 P: 13	R: 0 E: 0 K: 0 S: 7	H: 1 LOB: 1 BB: 1 P: 13	R: 0 E: 0 K: 0 S: 9	H: 1 LOB: 1 BB: 0 P: 10	R: 0 E: 0 K: 0 S: 6	H: 0 LOB: 0 BB: 0 P: 8	R: 0 E: 0 K: 1 S: 9	H: 0 LOB: 0 BB: 0 P: 12	R: 2 E: 0 K: 2 S: 20	H: 3 LOB: 1 BB: 0 P: 28	R: 0 E: 0 K: 0 S: 7	H: 0 LOB: 0 BB: 1 P: 13	R: 1 E: 0 K: 1 S: 12	H: 2 LOB: 1 BB: 0 P: 17	1B: 6 2B: 0 3B: 0 HR: 1	SF: 0 SAC: 0 DP: 2 HBP: 0	WP: 0 PB: 0 SB: 1 CS: 0	PA: 30	
PITCHER	IP	WLS	BF	H	R	ER	SO	BB	IBB	HBP	BLK	WP	HR	S	P	ERA	WHIP				
Mark Mulder, L ERA: 2.65 (1, 1)	8.0	L	30	7	3	3	4	2	0	0	0	0	1	76	114	3.38	1.125				

AB	28
R	3
H	7
RBI	3
BB	2
SO	4
LOB	9



Batter	1	2	3	4	5	6	7	8	9	AB	R	H	RBI	BB	SO	LOB	TOP					
Eric Byrnes, R OBP: 0.404, SLG: 0.543 (1, 7)										4	0	1	0	1	1	2	Oakland Athletics @ Cleveland Indians Jacobs Field, Cleveland, OH Sat May 17 2003, 7:05 PM EDT Att: 23,958 - Sunny - 56 F					
Scott Hatteberg, L OBP: 0.355, SLG: 0.390 (1, 3)										3	0	0	0	2	0	2						
3 Eric Chavez, L OBP: 0.345, SLG: 0.476 (1, 5)										4	0	1	0	1	1	3						
Miguel Tejada, R OBP: 0.270, SLG: 0.388 (1, 6)										4	1	0	0	1	0	7						
Erubiel Durazo, L OBP: 0.379, SLG: 0.486 (1, 10)										4	1	2	2	0	0	1						
Terrence Long, L OBP: 0.315, SLG: 0.418 (1, 9)										3	0	0	0	1	0	1						
Frank Menechino, R OBP: 0.280, SLG: 0.100 (8, PH)										3	0	0	0	0	2	4						
Ron Gant, R OBP: 0.184, SLG: 0.229 (8, 7)										1	0	0	0	0	0	0						
Chris Singleton, L OBP: 0.336, SLG: 0.410 (8, PH)										2	0	0	0	0	0	0						
Ramon Hernandez, R OBP: 0.375, SLG: 0.492 (8, 2)										1	0	0	0	0	0	0						
Mark Johnson, L OBP: 0.241, SLG: 0.167 (8, 4)										2	0	0	0	0	1	0						
Mark Ellis, R OBP: 0.317, SLG: 0.388 (8, 4)										0	0	0	0	1	0	0						
Inning Stats	R: 0 E: 0 K: 0 S: 13	H: 0 LOB: 1 BB: 1 P: 19	R: 0 E: 0 K: 0 S: 7	H: 0 LOB: 0 BB: 0 P: 10	R: 0 E: 0 K: 1 S: 9	H: 1 LOB: 1 BB: 0 P: 16	R: 0 E: 0 K: 1 S: 13	H: 1 LOB: 2 BB: 1 P: 26	R: 0 E: 0 K: 0 S: 7	H: 0 LOB: 0 BB: 0 P: 10	R: 1 E: 1 K: 1 S: 12	H: 1 LOB: 2 BB: 1 P: 20	R: 0 E: 0 K: 1 S: 7	H: 0 LOB: 3 BB: 2 P: 20	R: 1 E: 0 K: 0 S: 12	H: 1 LOB: 0 BB: 0 P: 15	R: 0 E: 0 K: 1 S: 13	H: 0 LOB: 2 BB: 2 P: 22	1B: 2 2B: 1 3B: 0 HR: 1	SF: 0 SAC: 1 DP: 0 HBP: 1	WP: 0 PB: 0 SB: 2 CS: 0	PA: 40
PITCHER	IP WLS BF H R ER SO BB IBB HBP BLK WP HR S P ERA WHIP																					
Ricardo Rodriguez, R ERA: 4.31	(1, 1) 6.0 25 3 1 1 3 3 0 0 0 0 0 0 61 101 1.50 1.000																					
53 Carl Sadler, L ERA: 2.0	(7, 1) 0.1 H 2 0 0 0 0 0 0 0 1 0 0 0 0 3 4 0.00 0.000																					
David Riske, R ERA: 4.25	(7, 1) 0.1 H 1 0 0 0 1 0 0 0 0 0 0 0 3 4 0.00 0.000																					
Billy Traber, L ERA: 3.68	(7, 1) 0.0 2 0 0 0 0 2 0 0 0 0 0 0 1 9 = =																					
Jason Boyd, R ERA: 3.45	(7, 1) 0.1 H 1 0 0 0 0 0 0 0 0 0 0 0 2 2 0.00 0.000																					
Terry Mulholland, L ERA: 3.5	(8, 1) 1.0 W 4 1 1 1 0 0 0 0 0 0 0 0 0 12 15 9.00 1.000																					
Danyis Baez, R ERA: 3.48	(8, 1) 1.0 S 5 0 0 0 1 2 0 0 0 0 0 0 0 13 22 0.00 2.000																					

AB	31
R	2
H	4
RBI	2
BB	7
SO	5
LOB	20



Batter	1	2	3	4	5	6	7	8	9	AB	R	H	RBI	BB	SO	LOB	BOTTOM			
Matt Lawton, L OBP: 0.302, SLG: 0.373 (1, 7)										4	1	1	1	0	0	1	Oakland Athletics @ Cleveland Indians Jacobs Field, Cleveland, OH Sat May 17 2003, 7:05 PM EDT Att: 23,958 - Sunny - 56 F			
Omar Vizquel, S OBP: 0.345, SLG: 0.405 (1, 6)										3	0	0	1	0	0	0				
Ellis Burks, R OBP: 0.361, SLG: 0.486 (1, 10)										3	0	1	0	1	0	0				
Milton Bradley, S OBP: 0.427, SLG: 0.510 (1, 8)										2	0	0	0	2	1	0				
Shane Spencer, R OBP: 0.285, SLG: 0.358 (1, 9)										4	0	0	0	0	2	4				
Josh Bard, S OBP: 0.307, SLG: 0.325 (1, 2)										3	2	2	1	0	0	0				
Casey Blake, R OBP: 0.302, SLG: 0.385 (9, 3)										3	0	1	0	0	0	0				
Ben Broussard, L OBP: 0.280, SLG: 0.462 (8, PH)										2	0	0	0	0	1	2				
Brandon Phillips, R OBP: 0.279, SLG: 0.381 (9, 4)										0	1	0	0	1	0	0				
John McDonald, R OBP: 0.327, SLG: 0.449 (9, 5)										1	0	0	1	0	0	0				
Inning Stats	R: 0 E: 0 K: 0 S: 7	H: 0 LOB: 0 BB: 0 P: 11	R: 1 E: 0 K: 1 S: 9	H: 1 LOB: 0 BB: 0 P: 12	R: 0 E: 0 K: 0 S: 8	H: 0 LOB: 0 BB: 0 P: 10	R: 0 E: 0 K: 0 S: 8	H: 1 LOB: 1 BB: 1 P: 16	R: 1 E: 0 K: 1 S: 11	H: 2 LOB: 1 BB: 0 P: 14	R: 0 E: 0 K: 0 S: 9	H: 0 LOB: 0 BB: 0 P: 15	R: 0 E: 0 K: 1 S: 9	H: 0 LOB: 0 BB: 0 P: 16	R: 2 E: 1 K: 1 S: 14	H: 1 LOB: 2 BB: 3 P: 27	1B: 2 2B: 2 3B: 0 HR: 1	SF: 1 SAC: 2 DP: 0 HBP: 0	WP: 0 PB: 0 SB: 0 CS: 2	PA: 32
PITCHER	IP WLS BF H R ER SO BB IBB HBP BLK WP HR S P ERA WHIP																			
John Halama, L ERA: 3.65	(1, 1) 6.0 22 4 2 2 2 2 1 0 0 0 0 0 0 52 78 3.00 0.833																			
Chad Bradford, R ERA: 3.2	(7, 1) 1.0 3 0 0 0 1 0 0 0 0 0 0 0 9 16 0.00 0.000																			
Ricardo Rincon, L ERA: 3.86	(8, 1) 1.0 L 7 1 2 1 1 3 0 0 0 0 0 0 0 14 27 9.00 4.000																			

AB	25
R	4
H	5
RBI	4
BB	4
SO	4
LOB	7



Batter	1	2	3	4	5	6	7	8	9	AB	R	H	RBI	BB	SO	LOB	TOP											
Eric Byrnes, R OBP: 0.394, SLG: 0.531 (1, 8)	G3			G6-3		K		SF9	1B FC5-4	4	1	1	2	0	1	1	Oakland Athletics @ Cleveland Indians Jacobs Field, Cleveland, OH Sun May 18 2003, 1:05 PM EDT Att: 25,421 - Cloudy - 63 F											
Scott Hatteberg, L OBP: 0.382, SLG: 0.393 (1, 3)	L7			G3			FC6-4 BB	BB 1B	1B FC5-4	4	0	2	2	1	0	0												
Miguel Tejada, R OBP: 0.288, SLG: 0.379 (1, 6)	F8			P4			FC6-4 G5-4-3	BB	FC5-4	4	0	0	1	1	0	2												
Eric Chavez, L OBP: 0.341, SLG: 0.473 (1, 5)		G3			G1-3			G5-4-3	P6	5	0	1	0	0	0	4												
Erbiel Durazo, L OBP: 0.379, SLG: 0.486 (1, 10)		G6-4-3 BB			G6-3			G3	1B L8	4	1	1	0	1	0	2												
Ramon Hernandez, R OBP: 0.370, SLG: 0.484 (1, 2)	G6-4-3				G5-3			1B 1B	B1-3	4	1	1	0	0	0	2												
Mark Ellis, R OBP: 0.326, SLG: 0.402 (1, 4)				F7		G3 2B		1B 1B SF9 1B	1B 1B	4	2	3	1	0	0	0												
Terrence Long, L OBP: 0.319, SLG: 0.420 (1, 9)				F7		G3		SF9 1B 1B	1B 1B	4	2	2	0	0	0	1												
Ron Gant, R OBP: 0.195, SLG: 0.237 Chris Singleton, L OBP: 0.342, SLG: 0.415 (1, 7) (9, PH)	G6-3					K		BB 1B 1B	1B 1B	3	0	1	1	0	1	1												
Inning Stats	R: 0 E: 0 K: 0 S: 6	H: 0 LOB: 0 BB: 0 P: 12	R: 0 E: 0 K: 0 S: 6	H: 0 LOB: 0 BB: 1 P: 11	R: 0 E: 0 K: 0 S: 9	H: 0 LOB: 0 BB: 0 P: 15	R: 0 E: 0 K: 0 S: 8	H: 0 LOB: 0 BB: 0 P: 12	R: 0 E: 0 K: 2 S: 17	H: 1 LOB: 0 BB: 0 P: 25	R: 0 E: 0 K: 0 S: 7	H: 0 LOB: 0 BB: 1 P: 12	R: 3 E: 0 K: 0 S: 20	H: 5 LOB: 3 BB: 1 P: 32	R: 5 E: 0 K: 0 S: 21	H: 7 LOB: 2 BB: 0 P: 25	1B: 10 2B: 3 3B: 0 HR: 0	SF: 1 SAC: 0 DP: 2 HBP: 0	WP: 0 PB: 0 SB: 0 CS: 0	PA: 41								
PITCHER	IP	WLS	BF	H	R	ER	SO	BB	IBB	HBP	BLK	WP	HR	S	P	ERA	WHIP											
Brian Anderson, L ERA: 5.14 (1, 1)	7.1		27	5	3	3	2	2	0	0	0	0	0	0	71	115	3.68	0.955										
Jason Boyd, R ERA: 9.0 (8, 1)	0.1	H	3	1	0	0	0	1	0	0	0	0	0	8	13	0.00	6.000											
Terry Mulholland, L ERA: 3.44 (8, 1)	0.1	H	1	0	0	0	0	0	0	0	0	0	0	3	4	0.00	0.000											
Danyes Baez, R ERA: 5.57 (9, 1)	0.1	L	6	5	5	5	0	0	0	0	0	0	0	13	15	135.00	15.000											
53 Carl Sadler, L ERA: 1.88 (9, 1)	0.2		4	2	0	0	0	0	0	0	0	0	0	8	10	0.00	3.000											

AB	37
R	8
H	13
RBI	8
BB	3
SO	2
LOB	13




Batter	1	2	3	4	5	6	7	8	9	AB	R	H	RBI	BB	SO	LOB	BOTTOM										
Jody Gerut, L OBP: 0.259, SLG: 0.421 (1, 9)	1B 2B	L6		G4-3		G4-3			K	5	1	1	0	0	1	1	Oakland Athletics @ Cleveland Indians Jacobs Field, Cleveland, OH Sun May 18 2003, 1:05 PM EDT Att: 25,421 - Cloudy - 63 F										
Omar Vizquel, S OBP: 0.341, SLG: 0.395 (1, 6)	B1		2B WP	L9		E4 BLK			K	4	1	0	0	1	1	2											
Ellis Burks, R OBP: 0.368, SLG: 0.493 (1, 10)	S 1B		WP G4-3	2B		1B E BB			G3	4	3	2	1	1	1	1											
Milton Bradley, S OBP: 0.430, SLG: 0.505 (1, 8)	K		G4-3 WP	BB		E 1B			G1-4-3	3	0	1	0	1	1	1											
Shane Spencer, R OBP: 0.291, SLG: 0.358 (1, 7)	1B BB		K	1B		E2 1B			K	3	0	1	0	1	2	2											
Casey Blake, R OBP: 0.301, SLG: 0.380 (1, 3)	1B		G4-3	K		K			F9	4	0	1	2	0	1	3											
Tim Laker, R OBP: 0.316, SLG: 0.429 (1, 2)	F9		G1-3	K		K			K	4	0	0	0	0	2	5											
John McDonald, R OBP: 0.304, SLG: 0.415 (1, 5)		F9		F7		K			K	4	0	0	0	0	2	2											
Brandon Phillips, R OBP: 0.271, SLG: 0.349 (1, 4)		K		E4 G4-3		K			P6	4	0	0	0	0	2	0											
Inning Stats	R: 2 E: 0 K: 1 S: 17	H: 3 LOB: 2 BB: 1 P: 30	R: 0 E: 0 K: 1 S: 5	H: 0 LOB: 0 BB: 0 P: 9	R: 2 E: 0 K: 1 S: 17	H: 1 LOB: 1 BB: 2 P: 30	R: 0 E: 1 K: 0 S: 13	H: 0 LOB: 0 BB: 0 P: 17	R: 1 E: 1 K: 3 S: 16	H: 2 LOB: 2 BB: 1 P: 21	R: 0 E: 0 K: 2 S: 11	H: 0 LOB: 0 BB: 0 P: 13	R: 0 E: 0 K: 1 S: 8	H: 0 LOB: 0 BB: 0 P: 10	R: 0 E: 0 K: 2 S: 8	H: 0 LOB: 0 BB: 0 P: 9	R: 0 E: 0 K: 2 S: 12	H: 0 LOB: 0 BB: 0 P: 15	1B: 4 2B: 2 3B: 0 HR: 0	SF: 0 SAC: 0 DP: 0 HBP: 0	WP: 1 PB: 0 SB: 2 CS: 0	PA: 39					
PITCHER	IP	WLS	BF	H	R	ER	SO	BB	IBB	HBP	BLK	WP	HR	S	P	ERA	WHIP										
Ted Lilly, L ERA: 4.08 (1, 1)	4.0		22	5	4	4	3	4	0	0	0	0	0	56	94	9.00	2.250										
Chad Bradford, R ERA: 2.91 (5, 1)	2.0		8	1	0	0	5	0	0	0	1	0	0	23	26	0.00	0.500										
Jim Mecir, R ERA: 5.68 (7, 1)	1.0		3	0	0	0	1	0	0	0	0	0	0	8	10	0.00	0.000										
Keith Foulke, R ERA: 2.49 (8, 1)	2.0	W	6	0	0	0	4	0	0	0	0	0	0	20	24	0.00	0.000										



Batter	1	2	3	4	5	6	7	8	9	AB	R	H	RBI	BB	SO	LOB	TOP					
Gene Kingsale, S OBP: 0.337, SLG: 0.333 (1, 8)	L7		SH HR		G4-3	G4-3		K		4	1	1	0	0	1	1						
Ramon Santiago, S OBP: 0.330, SLG: 0.286 (1, 4)	1B		SH1-4		G4-3		G4-3	K		4	0	1	0	0	1	2						
Bobby Higginson, L OBP: 0.368, SLG: 0.383 (1, 9)	G4-6-3		HR		G6-3		HR	F8		4	2	2	0	1	0	0						
Dmitri Young, S OBP: 0.296, SLG: 0.409 (1, 7)	G4-6-3		E3 HR		K		K	K		5	1	0	1	0	3	5						
Carlos Pena, L OBP: 0.284, SLG: 0.403 (1, 3)		HR	HR				HR	F8		4	3	3	7	1	0	0						
Eric Munson, L OBP: 0.308, SLG: 0.382 (1, 5)	F8		F8		F7		BB			3	0	0	0	1	0	1						
Kevin Witt, L OBP: 0.200, SLG: 0.800 (1, 10)	K		G4-3			HR	K			4	1	1	1	0	2	1						
15 Brandon Inge, R OBP: 0.214, SLG: 0.212 (1, 2)	F8				E4 CS	P3		K		4	0	0	0	0	1	0						
20 Omar Infante, R OBP: 0.281, SLG: 0.271 (1, 6)			SH1-4 HR		K	G6-3		1B		4	1	2	0	0	1	1						
Inning Stats	R: 0 E: 0 K: 1 S: 8	H: 2 LOB: 1 BB: 0 P: 9	R: 1 E: 0 K: 1 S: 12	H: 1 LOB: 0 BB: 0 P: 18	R: 5 E: 2 K: 0 S: 16	H: 2 LOB: 0 BB: 1 P: 26	R: 0 E: 1 K: 1 S: 7	H: 1 LOB: 1 BB: 1 P: 9	R: 0 E: 0 K: 1 S: 8	H: 0 LOB: 1 BB: 1 P: 15	R: 1 E: 0 K: 0 S: 6	H: 1 LOB: 0 BB: 0 P: 10	R: 2 E: 0 K: 2 S: 12	H: 2 LOB: 1 BB: 1 P: 21	R: 0 E: 0 K: 3 S: 12	H: 1 LOB: 1 BB: 0 P: 18	R: 0 E: 0 K: 1 S: 5	H: 0 LOB: 0 BB: 0 P: 8	1B: 5 2B: 0 3B: 1 HR: 4	SF: 0 SAC: 2 DP: 1 HBP: 0	WP: 0 PB: 0 SB: 2 CS: 1	PA: 41
PITCHER	IP	WLS	BF	H	R	ER	SO	BB	IBB	HBP	BLK	WP	HR	S	P	ERA	WHIP					
Jason Davis, R ERA: 5.81 (1, 1)	6.0		28	7	7	2	3	1	1	0	0	0	3	57	87	3.00	1.333					
Billy Traber, L ERA: 4.24 (7, 1)	1.1	W	8	3	2	2	3	1	0	0	0	0	1	17	29	13.50	3.000					
David Riske, R ERA: 3.92 (8, 1)	1.2	S	5	0	0	0	3	0	0	0	0	0	0	12	18	0.00	0.000					

Detroit Tigers @ Cleveland Indians
Jacobs Field, Cleveland, OH
Mon May 19 2003, 7:05 PM EDT
Att: 16,492 - Cloudy - 76 F


AB 36
R 9
H 10
RBI 9
BB 3
SO 9
LOB 11



Batter	1	2	3	4	5	6	7	8	9	AB	R	H	RBI	BB	SO	LOB	BOTTOM				
Matt Lawton, L OBP: 0.305, SLG: 0.374 (1, 7)	K		HR	FC4-2		FC6-4		F9		5	1	2	2	0	1	1					
Omar Vizquel, S OBP: 0.337, SLG: 0.389 (1, 6)	G1-3		F9	G4-3		L9		FC1-4		5	0	1	0	0	0	4					
Ellis Burks, R OBP: 0.363, SLG: 0.480 (1, 10)	1B		K		G5-3	FC6-4		FC1-4		4	0	0	0	1	1	3					
Milton Bradley, S OBP: 0.444, SLG: 0.532 (1, 8)	1B		HR	BB	1B	2B		2B		4	3	3	0	1	1	1					
Jody Gerut, L OBP: 0.274, SLG: 0.475 (1, 9)	P6		HR		G4-6-3		K			4	1	2	4	0	1	3					
Josh Bard, S OBP: 0.305, SLG: 0.331 (1, 2)			G3-1	G1-3		G4-6-3		HR		4	0	1	1	0	0	1					
John McDonald, R OBP: 0.304, SLG: 0.415 (7, FR)										0	1	0	0	0	0	0					
Casey Blake, R OBP: 0.321, SLG: 0.427 (8, 3)		1B		2B		1B		2B		3	3	3	2	1	0	0					
Ben Broussard, L OBP: 0.333, SLG: 0.500 (1, 3)		L8		2B		1B		HR		3	1	1	1	1	0	2					
Tim Laker, R OBP: 0.316, SLG: 0.429 (8, 2)				2B		1B		1B		0	0	0	0	0	0	0					
Brandon Phillips, R OBP: 0.270, SLG: 0.346 (1, 4)		P6		F8		1B		G1-3		4	0	1	0	0	0	3					
Inning Stats	R: 0 E: 0 K: 1 S: 11	H: 1 LOB: 2 BB: 1 P: 22	R: 0 E: 0 K: 0 S: 6	H: 1 LOB: 0 BB: 0 P: 11	R: 3 E: 0 K: 1 S: 10	H: 2 LOB: 0 BB: 1 P: 21	R: 1 E: 0 K: 0 S: 5	H: 1 LOB: 1 BB: 1 P: 14	R: 1 E: 0 K: 0 S: 7	H: 2 LOB: 0 BB: 0 P: 8	R: 2 E: 0 K: 0 S: 11	H: 3 LOB: 1 BB: 1 P: 17	R: 3 E: 0 K: 1 S: 17	H: 3 LOB: 1 BB: 0 P: 24	R: 0 E: 0 K: 1 S: 8	H: 1 LOB: 1 BB: 0 P: 12	1B: 7 2B: 5 3B: 0 HR: 2	SF: 0 SAC: 0 DP: 1 HBP: 0	WP: 0 PB: 0 SB: 2 CS: 1	PA: 40	
PITCHER	IP	WLS	BF	H	R	ER	SO	BB	IBB	HBP	BLK	WP	HR	S	P	ERA	WHIP				
Gary Knotts, R ERA: 4.81 (1, 1)	4.1		23	7	5	5	2	3	0	0	0	0	0	13	19	10.80	2.400				
Steve Sparks, R ERA: 3.62 (5, 1)	1.2		7	3	2	2	0	1	0	0	0	0	0	1	19	20.25	3.000				
Jamie Walker, L ERA: 4.05 (7, 1)	1.1	L	8	4	3	3	1	0	0	0	0	0	1	19	27	20.25	3.000				
Chris Spurling, R ERA: 3.06 (8, 1)	0.2		2	0	0	0	1	0	0	0	0	0	0	6	9	0.00	0.000				

Detroit Tigers @ Cleveland Indians
Jacobs Field, Cleveland, OH
Mon May 19 2003, 7:05 PM EDT
Att: 16,492 - Cloudy - 76 F


AB 36
R 10
H 14
RBI 10
BB 4
SO 4
LOB 18



Batter	1	2	3	4	5	6	7	8	9	AB	R	H	RBI	BB	SO	LOB	TOP										
Gene Kingsale, S OBP: 0.319, SLG: 0.313	G4-3		F8		G3		F7		G4-3	5	0	0	0	0	0	1											
Ramon Santiago, S OBP: 0.328, SLG: 0.284	B2-3		K				G3			4	0	1	0	0	1	0											
Bobby Higginson, L OBP: 0.376, SLG: 0.399					CS				L5	4	1	3	0	0	0	0											
Dmitri Young, S OBP: 0.301, SLG: 0.431	CS	G5-3							G3-1	4	1	2	2	0	0	0											
Carlos Pena, L OBP: 0.289, SLG: 0.406										4	1	2	0	0	0	2											
Eric Munson, L OBP: 0.306, SLG: 0.371					G1-3					3	1	0	0	1	1	1											
Kevin Witt, L OBP: 0.375, SLG: 0.750					G4-3					3	0	2	1	0	0	0											
Craig Monroe, R OBP: 0.302, SLG: 0.402										1	0	1	0	0	0	0											
Shane Halter, R OBP: 0.276, SLG: 0.357					L9					3	0	1	1	0	0	1											
Matt Walbeck, S OBP: 0.053, SLG: 0.079										4	0	0	0	0	1	3											
Inning Stats	R: 0 E: 0 K: 0 S: 5	H: 1 LOB: 0 BB: 0 P: 8	R: 2 E: 0 K: 0 S: 7	H: 3 LOB: 1 BB: 1 P: 16	R: 0 E: 0 K: 1 S: 9	H: 2 LOB: 2 BB: 0 P: 13	R: 0 E: 0 K: 0 S: 5	H: 0 LOB: 0 BB: 0 P: 10	R: 0 E: 0 K: 0 S: 6	H: 1 LOB: 0 BB: 0 P: 9	R: 2 E: 0 K: 0 S: 12	H: 3 LOB: 1 BB: 0 P: 18	R: 0 E: 0 K: 0 S: 7	H: 0 LOB: 0 BB: 0 P: 13	R: 0 E: 0 K: 1 S: 9	H: 1 LOB: 1 BB: 0 P: 16	R: 0 E: 0 K: 1 S: 8	H: 1 LOB: 1 BB: 0 P: 11	1B: 10 2B: 2 HR: 1	SF: 0 SAC: 1 HBP: 0	WP: 0 PB: 0 SB: 0 CS: 2	PA: 39					
PITCHER	IP	WLS	BF	H	R	ER	SO	BB	IBB	HBP	BLK	WP	HR	S	P	ERA	WHIP										
37 Jake Westbrook, R ERA: 4.67	6.0	26	10	4	4	1	1	0	0	0	0	0	1	44	74	6.00	1.833										
Jason Phillips, R ERA:	7.1	3	0	0	0	0	0	0	0	0	0	0	0	7	13	0.00	0.000										
Terry Mulholland, L ERA: 3.26	1.0	4	1	0	0	1	0	0	0	0	0	0	0	9	16	0.00	1.000										
David Riske, R ERA: 3.74	1.0	W	4	1	0	0	1	0	0	0	0	0	0	8	11	0.00	1.000										

Detroit Tigers @ Cleveland Indians
Jacobs Field, Cleveland, OH
Tue May 20 2003, 7:05 PM EDT
Att: 15,499 - Cloudy - 54 F


AB 35
R 4
H 12
RBI 4
BB 1
SO 3
LOB 8



Batter	1	2	3	4	5	6	7	8	9	AB	R	H	RBI	BB	SO	LOB	BOTTOM										
Matt Lawton, L OBP: 0.310, SLG: 0.373	F7			FC6-4			P6			3	0	1	0	1	0	1											
John McDonald, R OBP: 0.300, SLG: 0.404	L8			E5			P4			4	0	1	1	0	0	2											
Ellis Burks, R OBP: 0.355, SLG: 0.467	G5-3			K			G1-3			4	0	0	0	0	1	4											
Milton Bradley, S OBP: 0.438, SLG: 0.522				FC6-4			F7			4	0	1	0	0	1	2											
Jody Gerut, L OBP: 0.258, SLG: 0.446				P5			G3-1			4	0	0	0	0	1	3											
Josh Bard, S OBP: 0.304, SLG: 0.352							F9			4	1	1	1	0	1	0											
Casey Blake, R OBP: 0.326, SLG: 0.438				K			HR			4	2	2	0	0	1	0											
Ben Broussard, L OBP: 0.318, SLG: 0.450				F9			P3			4	0	1	0	0	0	1											
Bill Selby, L OBP: 0.146, SLG: 0.108										0	1	0	0	0	0	0											
Brandon Phillips, R OBP: 0.284, SLG: 0.381				K2-3						4	2	3	4	0	1	0											
Inning Stats	R: 0 E: 0 K: 0 S: 6	H: 0 LOB: 0 BB: 0 P: 11	R: 0 E: 0 K: 2 S: 9	H: 0 LOB: 0 BB: 0 P: 14	R: 0 E: 0 K: 2 S: 8	H: 0 LOB: 0 BB: 0 P: 11	R: 0 E: 1 K: 1 S: 11	H: 1 LOB: 2 BB: 0 P: 19	R: 2 E: 1 K: 0 S: 16	H: 3 LOB: 2 BB: 1 P: 31	R: 1 E: 0 K: 0 S: 11	H: 1 LOB: 1 BB: 0 P: 16	R: 0 E: 0 K: 0 S: 8	H: 1 LOB: 1 BB: 0 P: 11	R: 0 E: 0 K: 0 S: 4	H: 1 LOB: 0 BB: 0 P: 8	R: 3 E: 0 K: 1 S: 7	H: 3 LOB: 1 BB: 0 P: 10	1B: 7 2B: 1 HR: 2	SF: 0 SAC: 0 DP: 1 HBP: 0	WP: 0 PB: 0 SB: 0 CS: 0	PA: 36					
PITCHER	IP	WLS	BF	H	R	ER	SO	BB	IBB	HBP	BLK	WP	HR	S	P	ERA	WHIP										
Adam Bernero, R ERA: 5.87	6.0	25	5	3	3	1	0	0	0	0	0	0	1	19	29	11.57	2.143										
Matt Roney, R ERA: 3.52	2.1	L	11	5	3	3	1	0	0	0	0	0	1	19	29	11.57	2.143										

Detroit Tigers @ Cleveland Indians
Jacobs Field, Cleveland, OH
Tue May 20 2003, 7:05 PM EDT
Att: 15,499 - Cloudy - 54 F

AB 35
R 6
H 10
RBI 6
BB 1
SO 6
LOB 13



Batter	1	2	3	4	5	6	7	8	9	AB	R	H	RBI	BB	SO	LOB	TOP								
Andres Torres, S OBP: 0.276, SLG: 0.296 (1, 8)	2-2 SH5-3 2B		0-1 1B		1-1 FC4-6			1-3 K		4	0	2	0	0	1	3									
Ramon Santiago, S OBP: 0.319, SLG: 0.276 (1, 4)	0-1 SH5-3 2-3		0-0 P4			2-2 G4-3		1-3 K		3	0	0	0	0	1	2									
Bobby Higginson, L OBP: 0.368, SLG: 0.389 (1, 9)	2-1 G4-3			1-0 F9		3-3 K		3-3 K		4	0	0	0	0	2	2									
Dmitri Young, S OBP: 0.300, SLG: 0.427 (1, 10)	1-3 K			1-3 K		0-1 G3-1			0-1 2B 1B	4	0	1	0	0	2	1									
Craig Monroe, R OBP: 0.300, SLG: 0.407 (1, 7)		2-2 G4-3		0-1 F9				0-0 G4-3		4	0	1	0	0	0	0									
Carlos Pena, L OBP: 0.295, SLG: 0.404 (1, 3)		4-1 G5-4-3 BB			2-3 K		3-1 1B		2-3 K	3	0	1	0	1	2	2									
Shane Halter, R OBP: 0.266, SLG: 0.343 (1, 6)		0-0 G5-4-3 1-2		0-1 F9		2-3 K		0-3 K		4	0	0	0	0	2	4									
Eric Munson, L OBP: 0.305, SLG: 0.367 (1, 5)			1-3 K		0-0 15 BB 1B		1-1 G4-3		3-3 K	4	0	1	0	0	2	3									
15 Brandon Inge, R OBP: 0.226, SLG: 0.228 (1, 2)			2-2 F8		4-1 FC4-6 BB			1-0 2B		2	0	1	0	1	0	0									
Inning Stats	R: 0 E: 0 K: 1 S: 12	H: 1 LOB: 1 BB: 0 P: 17	R: 0 E: 0 K: 0 S: 6	H: 0 LOB: 0 BB: 1 P: 12	R: 0 E: 0 K: 1 S: 9	H: 1 LOB: 1 BB: 0 P: 12	R: 0 E: 0 K: 1 S: 6	H: 0 LOB: 0 BB: 0 P: 8	R: 0 E: 0 K: 1 S: 9	H: 1 LOB: 2 BB: 1 P: 16	R: 0 E: 0 K: 1 S: 8	H: 0 LOB: 0 BB: 0 P: 13	R: 0 E: 0 K: 1 S: 8	H: 1 LOB: 1 BB: 0 P: 14	R: 0 E: 0 K: 3 S: 10	H: 1 LOB: 1 BB: 0 P: 16	R: 0 E: 0 K: 3 S: 13	H: 2 LOB: 2 BB: 0 P: 19	1B: 4 2B: 3 3B: 0 HR: 0	SF: 0 SAC: 1 DP: 1 HBP: 0	WP: 0 PB: 0 SB: 0 CS: 0	PA: 35			
PITCHER	IP	WLS	BF	H	R	ER	SO	BB	IBB	HBP	BLK	WP	HR	S	P	ERA	WHIP								
CC Sabathia, L ERA: 2.73 (1, 1)	6.0	W	22	3	0	0	5	2	0	0	0	0	0	50	78	0.00	0.833								
Billy Traber, L ERA: 4.07 (7, 1)	1.0		5	2	0	0	1	0	0	0	0	0	0	9	16	0.00	2.000								
Jason Boyd, R ERA: 7.88 (8, 1)	1.0		3	0	0	0	3	0	0	0	0	0	0	9	14	0.00	0.000								
Danys Baez, R ERA: 5.32 (9, 1)	1.0		5	2	0	0	3	0	0	0	0	0	0	13	19	0.00	2.000								

Detroit Tigers @ Cleveland Indians
Jacobs Field, Cleveland, OH
Wed May 21, 2003, 7:05 PM EDT
Att: 16,534 - Cloudy - 51 F

AB 32
R 0
H 7
RBI 0
BB 2
SO 12
LOB 17



Batter	1	2	3	4	5	6	7	8	9	AB	R	H	RBI	BB	SO	LOB	BOTTOM								
Matt Lawton, L OBP: 0.314, SLG: 0.383 (1, 7)	1-2 F9		1-2 1B 2B	2-0 CS 1B			1-1 F9			4	1	2	1	0	0	0									
Jody Gerut, L OBP: 0.258, SLG: 0.446 (8, 9)				2-H CS 1B						0	0	0	0	0	0	0									
Omar Vizquel, S OBP: 0.340, SLG: 0.388 (1, 6)	4-1 FC6-4 BB		1-0 BB 1B	1-2 CS 1B	1-1 F7		0-1 F9			3	1	1	1	1	0	0									
Ellis Burks, R OBP: 0.352, SLG: 0.458 (1, 10)	0-0 FC6-4 1-2		4-1 BB 1B	1-2 BB 1B	2-3 K		3-3 K			3	1	0	0	1	2	1									
Milton Bradley, S OBP: 0.440, SLG: 0.513 (1, 8)	2-3 K		4-1 L7-4 1B BB	1-2 2-3 BB	4-2 S BB			2-2 F7		2	0	0	0	2	1	1									
Shane Spencer, R OBP: 0.304, SLG: 0.365 (8, 7)		3-2 F8	1-1 1B	1-2 2-H 3-H 1B	4-0 FC6-4 BB			3-2 S 1B		3	0	2	2	1	0	0									
Josh Bard, S OBP: 0.295, SLG: 0.341 (1, 2)	0-1 L9		1-1 L7-4		0-0 FC6-4			1-3 K		4	0	0	0	0	1	5									
Ben Broussard, L OBP: 0.346, SLG: 0.478 (1, 3)		0-0 2B		1-2 P5			0-0 F9		4-2 BB	3	0	1	0	1	0	0									
Casey Blake, R OBP: 0.324, SLG: 0.427 (1, 5)		3-3 K		3-3 K			4-1 L4-3 BB		2-2 F7	3	0	0	0	1	2	3									
Brandon Phillips, R OBP: 0.285, SLG: 0.380 (1, 4)			2-3 K	0-2 E5 1B			1-0 L4-3			3	1	1	0	0	1	1									
Inning Stats	R: 0 E: 0 K: 1 S: 11	H: 0 LOB: 1 BB: 1 P: 18	R: 0 E: 0 K: 1 S: 9	H: 1 LOB: 1 BB: 0 P: 15	R: 3 E: 0 K: 1 S: 13	H: 3 LOB: 1 BB: 2 P: 27	R: 1 E: 1 K: 1 S: 17	H: 2 LOB: 0 BB: 0 P: 23	R: 0 E: 0 K: 0 S: 3	H: 0 LOB: 2 BB: 1 P: 8	R: 0 E: 0 K: 1 S: 8	H: 0 LOB: 0 BB: 0 P: 12	R: 0 E: 0 K: 1 S: 14	H: 1 LOB: 2 BB: 1 P: 26	R: 0 E: 0 K: 3 S: 10	H: 1 LOB: 1 BB: 0 P: 19	1B: 5 2B: 4 3B: 0 HR: 0	SF: 0 SAC: 0 DP: 2 HBP: 0	WP: 0 PB: 0 SB: 2 CS: 1	PA: 36					
PITCHER	IP	WLS	BF	H	R	ER	SO	BB	IBB	HBP	BLK	WP	HR	S	P	ERA	WHIP								
38 Jeremy Bonderman, R ERA: 5.73 (1, 1)	5.0	L	24	6	4	3	5	0	0	0	0	0	0	11	20	0.00	0.500								
Franklyn German, R ERA: 3.44 (8, 1)	2.0		6	0	0	0	1	1	0	0	0	0	0	14	26	0.00	2.000								
Wilfredo Ledezma, L ERA: 4.76 (8, 1)	1.0		5	1	0	0	1	1	0	0	0	0	0	14	26	0.00	2.000								

Detroit Tigers @ Cleveland Indians
Jacobs Field, Cleveland, OH
Wed May 21, 2003, 7:05 PM EDT
Att: 16,534 - Cloudy - 51 F

AB 28
R 4
H 7
RBI 4
BB 7
SO 7
LOB 11



Batter	1	2	3	4	5	6	7	8	9	10	11	AB	R	H	RBI	BB	SO	LOB	TOP							
Andres Torres, S OBP: 0.259, SLG: 0.276	G4-3		G1-3			L7	G4-3			B1		5	0	0	0	0	0	0								
Ramon Santiago, S OBP: 0.315, SLG: 0.273	G4-3		G4-3			BB 1B		G4-3		G4-3		5	1	1	0	0	0	0								
Bobby Higginson, L OBP: 0.389, SLG: 0.389					F9	BB 1B		F8		K		5	1	2	0	0	1	0								
Carlos Pena, L OBP: 0.304, SLG: 0.403	F7			G3		BB 1B						3	0	1	0	2	0	1								
Craig Monroe, R OBP: 0.299, SLG: 0.389					F8			L4		K		4	1	0	0	1	1	4								
Kevin Witt, L OBP: 0.400, SLG: 0.800												2	0	1	0	0	0	0								
Dmitri Young, S OBP: 0.306, SLG: 0.431	P5											3	0	2	2	0	1	0								
Gene Kingsale, S OBP: 0.319, SLG: 0.313												0	0	0	0	0	0	0								
Eric Munson, L OBP: 0.301, SLG: 0.357												3	0	0	1	1	1	3								
Shane Halter, R OBP: 0.263, SLG: 0.330												4	0	0	0	1	1	3								
15 Brandon Inge, R OBP: 0.219, SLG: 0.219												4	0	0	0	0	2	2								
Inning Stats	R: 0 E: 0 K: 0 S: 8	H: 1 LOB: 1 BB: 0 P: 12	R: 0 E: 0 K: 0 S: 6	H: 0 LOB: 1 BB: 1 P: 18	R: 0 E: 0 K: 1 S: 7	H: 0 LOB: 0 BB: 0 P: 10	R: 0 E: 0 K: 0 S: 7	H: 0 LOB: 0 BB: 0 P: 10	R: 0 E: 0 K: 0 S: 9	H: 1 LOB: 1 BB: 0 P: 17	R: 2 E: 0 K: 1 S: 17	H: 3 LOB: 2 BB: 1 P: 31	R: 0 E: 0 K: 0 S: 6	H: 0 LOB: 0 BB: 0 P: 11	R: 0 E: 0 K: 1 S: 7	H: 0 LOB: 1 BB: 1 P: 12	R: 0 E: 0 K: 2 S: 11	H: 0 LOB: 1 BB: 1 P: 19	R: 0 E: 0 K: 1 S: 7	H: 0 LOB: 0 BB: 0 P: 11	R: 1 E: 0 K: 1 S: 11	H: 2 LOB: 1 BB: 1 P: 22	1B: 6 2B: 1 3B: 0 HR: 0	SF: 1 SAC: 0 DP: 0 HBP: 0	WP: 0 PB: 0 SB: 0 CS: 1	PA: 44
PITCHER	IP: 5.2 WLS: 23 BF: 23 H: 5 R: 2 ER: 2 SO: 1 BB: 0 IBB: 0 HBP: 0 BLK: 0 WP: 0 HR: 0 S: 49 P: 88 ERA: 3.18 WHIP: 1.059	IP: 6.1 WLS: 2 BF: 2 H: 1 R: 0 ER: 0 SO: 1 BB: 0 IBB: 0 HBP: 0 BLK: 0 WP: 0 HR: 0 S: 10 P: 10 ERA: 6.3 WHIP: 3.000	IP: 7.1 WLS: 7 BF: 7 H: 0 R: 0 ER: 0 SO: 1 BB: 0 IBB: 0 HBP: 0 BLK: 0 WP: 0 HR: 0 S: 23 P: 23 ERA: 6.3 WHIP: 0.500	IP: 9.1 WLS: 4 BF: 4 H: 0 R: 0 ER: 0 SO: 2 BB: 1 IBB: 0 HBP: 0 BLK: 0 WP: 0 HR: 0 S: 11 P: 19 ERA: 3.57 WHIP: 1.000	IP: 10.1 WLS: 3 BF: 3 H: 0 R: 0 ER: 0 SO: 1 BB: 0 IBB: 0 HBP: 0 BLK: 0 WP: 0 HR: 0 S: 7 P: 11 ERA: 0.00 WHIP: 0.000	PITCHER	IP: 11.1 WLS: 5 BF: 5 H: 2 R: 1 ER: 1 SO: 1 BB: 1 IBB: 0 HBP: 0 BLK: 0 WP: 0 HR: 0 S: 11 P: 22 ERA: 9.00 WHIP: 3.000																			

Detroit Tigers @ Cleveland Indians
Jacobs Field, Cleveland, OH
Thu May 22 2003, 7:05 PM EDT
Att: 18,347 - Sunny - 58 F

AB	38
R	3
H	7
RBI	3
BB	5
SO	7
LOB	13



Batter	1	2	3	4	5	6	7	8	9	10	11	AB	R	H	RBI	BB	SO	LOB	BOTTOM			
Matt Lawton, L OBP: 0.317, SLG: 0.384	BB 1B		G4-6-3			CS	F9			F7		5	1	2	0	0	0	2				
Omar Vizquel, S OBP: 0.307, SLG: 0.379	BB 1B		G4-6-3			G3		K				4	1	0	0	1	1	3				
Ellis Burks, R OBP: 0.354, SLG: 0.453	BB		G5-3			F8				G6-3		4	0	1	1	0	0	0				
Milton Bradley, S OBP: 0.428, SLG: 0.496	F7					F7				G6-3		4	0	0	0	0	0	3				
Jody Gerut, L OBP: 0.243, SLG: 0.426	SF9					P6		G4-3		K		3	0	0	1	0	1	0				
Shane Spencer, R OBP: 0.298, SLG: 0.357	G5-3											3	0	0	0	0	0	1				
John McDonald, R OBP: 0.295, SLG: 0.397						G4-3		F8				1	0	0	0	0	0	0				
Casey Blake, R OBP: 0.329, SLG: 0.430						F8						4	0	2	0	0	0	0				
Tim Laker, R OBP: 0.300, SLG: 0.405												2	0	0	0	0	1	0				
Bill Selby, L OBP: 0.146, SLG: 0.108	G5-3					K						0	0	0	0	0	0	0				
Josh Bard, S OBP: 0.293, SLG: 0.338												1	0	0	0	0	1	1				
Brandon Phillips, R OBP: 0.277, SLG: 0.389						E6		FC1-5				4	0	0	0	0	1	3				
Inning Stats	R: 2 E: 0 K: 0 S: 12	H: 2 LOB: 1 BB: 1 P: 28	R: 0 E: 0 K: 1 S: 9	H: 0 LOB: 0 BB: 0 P: 16	R: 0 E: 0 K: 0 S: 9	H: 1 LOB: 1 BB: 0 P: 15	R: 0 E: 0 K: 0 S: 3	H: 0 LOB: 0 BB: 0 P: 5	R: 0 E: 0 K: 0 S: 7	H: 0 LOB: 0 BB: 0 P: 10	R: 0 E: 0 K: 1 S: 9	H: 0 LOB: 2 BB: 0 P: 16	R: 0 E: 0 K: 1 S: 9	H: 0 LOB: 0 BB: 0 P: 17	R: 0 E: 0 K: 1 S: 12	H: 1 LOB: 1 BB: 0 P: 17	R: 0 E: 0 K: 0 S: 6	H: 0 LOB: 0 BB: 0 P: 8	1B: 5 2B: 0 3B: 0 HR: 0	SF: 1 SAC: 1 DP: 2 HBP: 1	WP: 0 PB: 0 SB: 1 CS: 1	PA: 40
PITCHER	IP: 7.1 WLS: 27 BF: 27 H: 4 R: 2 ER: 2 SO: 2 BB: 1 IBB: 0 HBP: 0 BLK: 0 WP: 0 HR: 0 S: 60 P: 107 ERA: 2.46 WHIP: 0.682	IP: 8.1 WLS: 2 BF: 2 H: 0 R: 0 ER: 0 SO: 0 BB: 0 IBB: 0 HBP: 0 BLK: 0 WP: 0 HR: 0 S: 8 P: 8 ERA: 0.00 WHIP: 0.000	IP: 9.1 WLS: 2 BF: 2 H: 0 R: 0 ER: 0 SO: 1 BB: 0 IBB: 0 HBP: 0 BLK: 0 WP: 0 HR: 0 S: 6 P: 11 ERA: 0.00 WHIP: 0.000	IP: 9.1 WLS: 1 BF: 1 H: 0 R: 0 ER: 0 SO: 1 BB: 0 IBB: 0 HBP: 0 BLK: 0 WP: 0 HR: 0 S: 3 P: 6 ERA: 0.00 WHIP: 0.000	IP: 10.1 WLS: 4 BF: 4 H: 1 R: 0 ER: 0 SO: 1 BB: 0 IBB: 0 HBP: 0 BLK: 0 WP: 0 HR: 0 S: 12 P: 17 ERA: 0.00 WHIP: 1.000	PITCHER	IP: 11.1 WLS: 3 BF: 3 H: 0 R: 0 ER: 0 SO: 0 BB: 0 IBB: 0 HBP: 0 BLK: 0 WP: 0 HR: 0 S: 6 P: 8 ERA: 0.00 WHIP: 0.000															

Detroit Tigers @ Cleveland Indians
Jacobs Field, Cleveland, OH
Thu May 22 2003, 7:05 PM EDT
Att: 18,347 - Sunny - 58 F

AB	35
R	2
H	5
RBI	2
BB	1
SO	5
LOB	13



Batter	1	2	3	4	5	6	7	8	9	AB	R	H	RBI	BB	SO	LOB	TOP					
Matt Lawton, L OBP: 0.315, SLG: 0.377	G3		G3			G6-3 1B HBP		G3-1		3	1	0	0	0	0	1	Cleveland Indians @ Boston Red Sox Fenway Park, Boston, MA Fri May 23 2003, 7:05 PM EDT Att: 32,673 - Cloudy - 50 F					
Omar Vizquel, S OBP: 0.335, SLG: 0.373 John McDonald, R OBP: 0.295, SLG: 0.397	K			G5-3		G6-3 1B BB		P6		3	1	0	0	1	1	0						
Ellis Burks, R OBP: 0.346, SLG: 0.442	G1-3			G5-3		G6-3			G5-3	4	0	0	0	0	2							
Milton Bradley, S OBP: 0.423, SLG: 0.488		G4-3		L5		G4-6-3 1B		G4-3		4	0	1	2	0	0	0						
Jody Gerut, L OBP: 0.243, SLG: 0.417	G4-3				G3	G4-6-3				4	0	1	0	0	0	1						
Josh Bard, S OBP: 0.292, SLG: 0.331	K				G4-3		G4-3			3	0	0	0	1	1	0						
Casey Blake, R OBP: 0.327, SLG: 0.420			K		1B BB		K		FC6-4 BB	3	0	0	0	1	2	2						
Ben Broussard, L OBP: 0.379, SLG: 0.500							F8			3	0	2	0	0	0	0						
Brandon Phillips, R OBP: 0.272, SLG: 0.361			K		G6-3			G5-3		3	0	0	0	0	1	3						
Inning Stats	R: 0 E: 0 K: 1 S: 5	H: 0 LOB: 0 BB: 0 P: 8	R: 0 E: 0 K: 1 S: 9	H: 0 LOB: 0 BB: 0 P: 12	R: 0 E: 0 K: 2 S: 8	H: 1 LOB: 1 BB: 0 P: 11	R: 0 E: 0 K: 0 S: 7	H: 0 LOB: 0 BB: 0 P: 13	R: 0 E: 0 K: 0 S: 13	H: 1 LOB: 2 BB: 1 P: 22	R: 2 E: 0 K: 0 S: 5	H: 1 LOB: 0 BB: 1 P: 12	R: 0 E: 0 K: 1 S: 7	H: 0 LOB: 0 BB: 0 P: 11	R: 0 E: 0 K: 0 S: 5	H: 0 LOB: 0 BB: 0 P: 8	R: 0 E: 0 K: 0 S: 11	H: 1 LOB: 2 BB: 1 P: 20	1B: 4 2B: 0 3B: 0 HR: 0	SF: 0 SAC: 0 DP: 1 HBP: 1	WP: 0 PB: 0 SB: 0 CS: 0	PA: 34
PITCHER Derek Lowe, R ERA: 5.27	IP: 9.0 WLS: W BF: 34 H: 4 R: 2 ER: 2 SO: 5 BB: 3 IBB: 0 HBP: 1 BLK: 0 WP: 0 HR: 0 S: 70 P: 117 ERA: 2.00 WHIP: 0.778																					

AB	30
R	2
H	4
RBI	2
BB	3
SO	5
LOB	9



Batter	1	2	3	4	5	6	7	8	9	AB	R	H	RBI	BB	SO	LOB	BOTTOM			
1B Johnny Damon, L OBP: 0.327, SLG: 0.440	F9			F7		1B 1B		FC4-6 1B		5	0	2	0	0	0	1	Cleveland Indians @ Boston Red Sox Fenway Park, Boston, MA Fri May 23 2003, 7:05 PM EDT Att: 32,673 - Cloudy - 50 F			
Todd Walker, L OBP: 0.382, SLG: 0.422	E1 1B	P5		G6-3		F7		FC4-6 SF7		5	1	1	0	0	0	4				
Nomar Garciaparra, R OBP: 0.336, SLG: 0.545 Damian Jackson, R OBP: 0.316, SLG: 0.294	E 1B	F8			1B HBP		1B	SF7		3	2	2	1	0	0	0				
Manny Ramirez, R OBP: 0.386, SLG: 0.466	E 2B BB				P4	G3		P3		4	1	1	0	1	0	4				
Trot Nixon, L OBP: 0.396, SLG: 0.472	E4 2B	F8			1B 1B			BB		3	1	1	1	1	0	2				
Bill Mueller, S OBP: 0.447, SLG: 0.658	2B 2B			F9		G6-4-3 1B		P5		4	1	2	2	0	0	1				
Shea Hillenbrand, R OBP: 0.343, SLG: 0.439	G4-3 1B 2B	F8		F8		G6-4-3		F9		4	1	1	2	0	0	3				
Jeremy Giambi, L OBP: 0.343, SLG: 0.432	G4-3			G3-1		F9		P6		4	0	0	0	0	2					
Jason Varitek, S OBP: 0.356, SLG: 0.529				K		1B 1B		FC4-6 1B SF7		4	2	3	1	0	1	0				
Inning Stats	R: 6 E: 2 K: 0 S: 27	H: 5 LOB: 1 BB: 1 P: 44	R: 0 E: 0 K: 0 S: 7	H: 1 LOB: 1 BB: 0 P: 9	R: 0 E: 0 K: 0 S: 6	H: 0 LOB: 0 BB: 0 P: 9	R: 0 E: 0 K: 1 S: 7	H: 0 LOB: 0 BB: 0 P: 9	R: 1 E: 0 K: 0 S: 10	H: 2 LOB: 1 BB: 0 P: 15	R: 1 E: 0 K: 0 S: 11	H: 3 LOB: 2 BB: 0 P: 21	R: 0 E: 0 K: 0 S: 8	H: 0 LOB: 1 BB: 1 P: 16	R: 1 E: 0 K: 0 S: 11	H: 2 LOB: 1 BB: 0 P: 15	1B: 11 2B: 2 3B: 0 HR: 0	SF: 1 SAC: 0 DP: 1 HBP: 1	WP: 0 PB: 0 SB: 0 CS: 0	PA: 40
PITCHER Ricardo Rodriguez, R ERA: 4.7 Terry Mulholland, L ERA: 3.57	IP: 5.0 WLS: L BF: 25 H: 8 R: 7 ER: 5 SO: 1 BB: 1 IBB: 0 HBP: 0 BLK: 0 WP: 0 HR: 0 S: 30 P: 52 ERA: 6.00 WHIP: 2.000																			


AB	36
R	9
H	13
RBI	8
BB	2
SO	1
LOB	17



Batter	1	2	3	4	5	6	7	8	9	AB	R	H	RBI	BB	SO	LOB	TOP				
Matt Lawton, L (1, 7) OBP: 0.312, SLG: 0.389	F7		G6-3			HR	F8		P3	5	1	1	1	0	0	3					
Omar Vizquel, S (1, 6) OBP: 0.328, SLG: 0.365	G3		F9			F7	F8			4	0	0	0	0	0	2					
Ellis Burks, R (1, 10) OBP: 0.344, SLG: 0.437	F8		K			1B HBP			K	4	0	1	0	0	2	0					
Milton Bradley, S (1, 8) OBP: 0.425, SLG: 0.484		K		F8		1B				3	0	1	0	0	1	0					
Shane Spencer, R (1, 9) OBP: 0.303, SLG: 0.356		1B SF7 BB		F9		1B HBP			P3	3	1	1	0	1	0	1					
Ben Broussard, L (1, 3) OBP: 0.384, SLG: 0.467		2B		F9		1B			G5-3	4	1	1	0	0	0	4					
Josh Bard, S (1, 2) OBP: 0.291, SLG: 0.331		SF7		F9			1B		F7	3	0	1	1	0	0	0					
John McDonald, R (1, 5) OBP: 0.308, SLG: 0.419		3-H PB 1-H 2B		F8			1B		K	4	0	2	1	0	1	0					
Brandon Phillips, R (1, 4) OBP: 0.271, SLG: 0.354		F8		F8			F9			3	0	0	0	1	0	3					
Inning Stats	R: 0 E: 0 K: 0 S: 9	H: 0 LOB: 0 BB: 0 P: 15	R: 2 E: 0 K: 1 S: 15	H: 2 LOB: 1 BB: 1 P: 24	R: 0 E: 0 K: 1 S: 9	H: 0 LOB: 0 BB: 0 P: 13	R: 0 E: 0 K: 0 S: 11	H: 0 LOB: 0 BB: 0 P: 15	R: 1 E: 0 K: 0 S: 12	H: 3 LOB: 2 BB: 0 P: 18	R: 0 E: 0 K: 0 S: 11	H: 2 LOB: 2 BB: 0 P: 16	R: 0 E: 0 K: 1 S: 13	H: 1 LOB: 1 BB: 0 P: 18	R: 0 E: 0 K: 1 S: 7	H: 0 LOB: 1 BB: 1 P: 15	1B: 6 2B: 2 3B: 0 HR: 1	SF: 1 SAC: 0 DP: 1 HBP: 1	WP: 0 PB: 1 SB: 0 CS: 0	PA: 37	
PITCHER	IP	WLS	BF	H	R	ER	SO	BB	IBB	HBP	BLK	WP	HR	S	P	ERA	WHIP				
John Burkett, R (1, 1) ERA: 5.28	5.0	W	18	2	2	2	2	1	0	0	0	0	0	53	80	3.60	0.600				
Ramiro Mendoza, R (6, 1) ERA: 7.53	1.0		8	5	1	1	0	0	0	1	0	0	1	18	26	9.00	5.000				
50 Mike Timlin, R (7, 1) ERA: 3.86	2.0		7	1	0	0	1	0	0	0	0	0	0	18	26	0.00	0.500				
Robert Person, R (9, 1) ERA: 4.5	1.0		4	0	0	0	1	1	0	0	0	0	0	7	15	0.00	1.000				

Cleveland Indians @ Boston Red Sox
Fenway Park, Boston, MA
Sat May 24 2003, 1:20 PM EDT
Att: 32,643 - Cloudy - 48 F

AB 33
R 3
H 8
RBI 3
BB 2
SO 4
LOB 13



Batter	1	2	3	4	5	6	7	8	9	AB	R	H	RBI	BB	SO	LOB	BOTTOM				
18 Johnny Damon, L (1, 8) OBP: 0.319, SLG: 0.429	G1-3	F9		P3		K		F7		5	0	0	0	0	1	2					
Bill Mueller, S (1, 4) OBP: 0.453, SLG: 0.656	F	F8			1B		G3-1	BB 1B		5	3	3	0	0	0	0					
Nomar Garciaparra, R (1, 6) OBP: 0.341, SLG: 0.567	E5	SF8		HR	F8		HR	FC4-6 BB		5	3	3	2	0	0	2					
Manny Ramirez, R (1, 7) OBP: 0.401, SLG: 0.492	34 HR	SF IBB		G6-4-3	2B		HR	FC4-6 BB		3	3	3	2	2	0	0					
Kevin Millar, R (1, 3) OBP: 0.349, SLG: 0.469	SF			K		2B		FC4-6		3	1	1	3	0	1	1					
Trot Nixon, L (8, 9) OBP: 0.393, SLG: 0.468	34 HR				2B		G6-3	FC4-6		1	0	0	1	0	0	2					
Shea Hillenbrand, R (1, 5) OBP: 0.339, SLG: 0.435	SF8		G6-4-3		P4		34 1B	P4		4	0	1	1	0	0	4					
34 David Ortiz, L (1, 10) OBP: 0.358, SLG: 0.446	HR		G4-3		K					4	1	3	3	0	1	1					
Jason Varitek, S (1, 2) OBP: 0.345, SLG: 0.512	G1-3		F9			G3-1		P4		4	0	0	0	0	0	3					
Damian Jackson, R (1, 9) OBP: 0.310, SLG: 0.289		P4		G4-3		P4		1B		4	1	1	0	0	0	1					
Inning Stats	R: 5 E: 2 K: 0 S: 14	H: 2 LOB: 0 BB: 1 P: 25	R: 0 E: 0 K: 0 S: 11	H: 0 LOB: 0 BB: 0 P: 17	R: 1 E: 0 K: 1 S: 9	H: 2 LOB: 0 BB: 0 P: 14	R: 0 E: 0 K: 0 S: 12	H: 1 LOB: 1 BB: 0 P: 22	R: 2 E: 0 K: 1 S: 15	H: 3 LOB: 1 BB: 0 P: 22	R: 0 E: 0 K: 1 S: 7	H: 0 LOB: 0 BB: 0 P: 9	R: 2 E: 0 K: 0 S: 17	H: 4 LOB: 2 BB: 0 P: 25	R: 2 E: 0 K: 0 S: 16	H: 3 LOB: 2 BB: 1 P: 25	1B: 9 2B: 3 3B: 0 HR: 3	SF: 2 SAC: 0 DP: 1 HBP: 0	WP: 0 PB: 0 SB: 0 CS: 0	PA: 42	
PITCHER	IP	WLS	BF	H	R	ER	SO	BB	IBB	HBP	BLK	WP	HR	S	P	ERA	WHIP				
Brian Anderson, L (1, 1) ERA: 5.17	5.0	L	25	8	8	3	2	0	0	0	0	0	1	61	100	5.40	1.600				
Jason Phillips, R (6, 1) ERA: 9.0	3.0		17	7	4	4	1	1	0	0	0	0	1	40	59	12.00	2.667				

Cleveland Indians @ Boston Red Sox
Fenway Park, Boston, MA
Sat May 24 2003, 1:20 PM EDT
Att: 32,643 - Cloudy - 48 F

AB 38
R 12
H 15
RBI 12
BB 2
SO 3
LOB 16



Batter	1	2	3	4	5	6	7	8	9	AB	R	H	RBI	BB	SO	LOB	TOP								
Matt Lawton, L (1, 7) OBP: 0.303, SLG: 0.381	0-1 P6		3-1 P4		1-0 F8		3-2 G3-1			4	0	0	0	0	0	0	Cleveland Indians @ Detroit Tigers Comerica Park, Detroit, MI Mon May 26 2003, 1:05 PM EDT Att: 17,619 - Cloudy - 62 F								
Omar Vizquel, S (1, 6) OBP: 0.329, SLG: 0.362	2-1 G6-3		1-3 K			1-2 F7		0-0 G4-3	4	0	0	0	0	1	0										
Ellis Burks, R (1, 10) OBP: 0.357, SLG: 0.448	4-1 HR		1-0 2B			1-3 K		2-2 1B	3	1	2	0	1	1	0										
Milton Bradley, S (1, 8) OBP: 0.226, SLG: 0.518	1-0 HR		3-2 P6			1-1 G5-3		1-3 K	4	1	1	2	0	1	2										
Jody Gerut, L (1, 9) OBP: 0.234, SLG: 0.400 Shane Spencer, R (8, PH) OBP: 0.293, SLG: 0.348	1-2 F8			2-3 K			0-2 G3-1	0-0 G1-3	3	0	0	0	0	1	0										
Josh Bard, S (1, 2) OBP: 0.283, SLG: 0.321		0-3 K		1-0 F7			2-0 G6-3		1-2 G4-3	4	0	0	0	1	0										
Ben Broussard, L (1, 3) OBP: 0.317, SLG: 0.378		2-3 K		0-2 F7			4-1 1B HR		2-3 K	3	1	0	0	1	2										
Casey Blake, R (1, 5) OBP: 0.329, SLG: 0.425		0-0 WP			0-3 K		1-2 HR		2-2 P4	4	1	2	0	0	1	0									
Brandon Phillips, R (1, 4) OBP: 0.272, SLG: 0.373		3-3 K		1-1 G5-3			1-0 HR			3	1	1	3	0	1	1									
Inning Stats	R: 2 E: 0 K: 0 S: 9	H: 1 LOB: 0 BB: 1 P: 17	R: 0 E: 0 K: 3 S: 12	H: 1 LOB: 1 BB: 0 P: 17	R: 0 E: 0 K: 1 S: 10	H: 0 LOB: 0 BB: 0 P: 18	R: 0 E: 0 K: 1 S: 7	H: 0 LOB: 0 BB: 0 P: 10	R: 0 E: 0 K: 1 S: 6	H: 0 LOB: 0 BB: 0 P: 8	R: 3 E: 0 K: 0 S: 13	H: 2 LOB: 0 BB: 1 P: 24	R: 0 E: 0 K: 1 S: 8	H: 1 LOB: 1 BB: 0 P: 11	R: 0 E: 0 K: 1 S: 10	H: 0 LOB: 0 BB: 0 P: 15	1B: 3 2B: 1 3B: 0 HR: 2	SF: 0 SAC: 0 DP: 0 HBP: 0	WP: 1 PB: 0 SB: 0 CS: 0	PA: 35					
PITCHER	IP	WLS	BF	H	R	ER	SO	BB	IBB	HBP	BLK	WP	HR	S	P	ERA	WHIP								
38 Jeremy Bonderman, R (1, 1) ERA: 5.43	6.0		22	3	2	2	7	1	0	0	0	1	1	53	82	3.00	0.667								
Steve Avery, L (7, 1) ERA: 4.26	1.1	W	7	2	3	3	0	1	0	0	0	0	1	14	25	20.25	2.250								
Chris Spurling, R (8, 1) ERA: 2.91	0.1	H	2	1	0	0	1	0	0	0	0	0	0	6	9	0.00	3.000								
Jamie Walker, L (8, 1) ERA: 3.6	0.1	H	1	0	0	0	0	0	0	0	0	0	0	1	1	0.00	0.000								
Franklyn German, R (9, 1) ERA: 2.91	1.0	S	3	0	0	0	1	0	0	0	0	0	0	10	15	0.00	0.000								

Batter	1	2	3	4	5	6	7	8	9	AB	R	H	RBI	BB	SO	LOB	BOTTOM								
Andres Torres, S (1, 8) OBP: 0.267, SLG: 0.284	1-3 K	0-1 SH1-3		0-0 G3-6-1		2-3 K		0-0 G4-3	4	0	1	0	0	2	0	Cleveland Indians @ Detroit Tigers Comerica Park, Detroit, MI Mon May 26 2003, 1:05 PM EDT Att: 17,619 - Cloudy - 62 F									
Ramon Santiago, S (1, 4) OBP: 0.301, SLG: 0.264	1-0 1B	1-2 G3		0-0 G3-6-1		1-2 G6-3		1-3 K	5	1	2	0	0	1	1										
Bobby Higginson, L (1, 9) OBP: 0.388, SLG: 0.415	2-0 1B	3-1 HR		2-2 G3-6-1		3-2 2B		4-0 BB	3	2	2	0	1	0	2										
Dmitri Young, S (1, 7) OBP: 0.328, SLG: 0.451	0-1 2B	3-1 HR		4-0 BB		4-0 2B		1-0 G4-3	3	1	2	4	2	0	1										
Carlos Pena, L (1, 3) OBP: 0.302, SLG: 0.396	1-3 2B	2-3 K		4-2 1B		0-1 F7			3	0	1	1	1	1	2										
Kevin Witt, L (1, 10) OBP: 0.391, SLG: 0.667 Craig Monroe, R (7, PH) OBP: 0.281, SLG: 0.359	0-1 P3		1-2 F8	1-2 G4-3			0-1 G5-3		3-1 G1-3	3	0	0	0	0	5										
Eric Munson, L (1, 5) OBP: 0.306, SLG: 0.374	4-0 IBB		4-1 G4-3		0-1 F7			3-1 G1-3	2	0	0	0	2	0	0										
15 Brandon Inge, R (1, 2) OBP: 0.214, SLG: 0.256	1-0 L9		2-1 G4-3		1-2 L5		2-1 HR			4	1	1	1	0	4										
20 Omar Infante, R (1, 6) OBP: 0.284, SLG: 0.262		2-2 G3	1-1 G1-3		0-2 P6		0-1 G5-3			4	1	1	0	0	1										
Inning Stats	R: 2 E: 0 K: 1 S: 16	H: 4 LOB: 3 BB: 1 P: 27	R: 3 E: 0 K: 1 S: 14	H: 2 LOB: 0 BB: 0 P: 25	R: 0 E: 0 K: 0 S: 10	H: 2 LOB: 3 BB: 2 P: 23	R: 0 E: 0 K: 0 S: 12	H: 0 LOB: 0 BB: 0 P: 10	R: 0 E: 0 K: 1 S: 15	H: 1 LOB: 2 BB: 1 P: 25	R: 1 E: 0 K: 0 S: 8	H: 1 LOB: 0 BB: 0 P: 13	R: 0 E: 0 K: 1 S: 5	H: 0 LOB: 1 BB: 1 P: 11	1B: 6 2B: 2 3B: 0 HR: 2	SF: 0 SAC: 1 DP: 1 HBP: 1	WP: 0 PB: 0 SB: 0 CS: 0	PA: 40							
PITCHER	IP	WLS	BF	H	R	ER	SO	BB	IBB	HBP	BLK	WP	HR	S	P	ERA	WHIP								
37 Jake Westbrook, R (1, 1) ERA: 5.32	3.0		19	7	5	5	2	1	1	1	0	0	0	41	71	15.00	2.667								
Terry Mulholland, L (4, 1) ERA: 3.16	3.0		13	2	0	0	1	1	2	0	0	0	0	35	57	0.00	1.000								
Jason Boyd, R (7, 1) ERA: 6.0	2.0	L	8	1	1	1	1	1	0	0	0	0	1	13	24	4.50	1.000								

Batter	1	2	3	4	5	6	7	8	9	AB	R	H	RBI	BB	SO	LOB	TOP										
Matt Lawton, L OBP: 0.300, SLG: 0.376 (1, 7)	G4-1		F9					G3	G3	5	0	1	0	0	0	0	Cleveland Indians @ Detroit Tigers Comerica Park, Detroit, MI Tue May 27 2003, 7:05 PM EDT Att: 10,844 - Overcast - 63 F										
Omar Vizquel, S OBP: 0.327, SLG: 0.359 (1, 6)	K		G3					BB 1B S 1B		4	1	1	0	0	1	1											
Ellis Burks, R OBP: 0.360, SLG: 0.449 (1, 10)	E5 1B		G4-3					BB 3B 1B		4	2	2	0	0	0	0											
Milton Bradley, S OBP: 0.428, SLG: 0.511 (1, 8)	CS BB			G6-3				3B BB		2	1	0	0	2	0	0											
Shane Spencer, R OBP: 0.292, SLG: 0.345 (1, 9)	E4 1-3 2-H			FC4-6 1B				K		4	0	1	0	0	1	4											
Ben Broussard, L OBP: 0.356, SLG: 0.561 (1, 3)	CS 3-H	HR		FC4-6 1-2f				G3 2B 1-H 2-H 3-H	3B	4	1	3	3	0	0	1											
Josh Bard, S OBP: 0.276, SLG: 0.313 (1, 2)			F9	L8				G3	G4-3	4	0	0	0	0	0	3											
Casey Blake, R OBP: 0.327, SLG: 0.416 (1, 5)			K		G4-3			G5-4-3 BB	L4	3	0	0	0	1	1	0											
Brandon Phillips, R OBP: 0.265, SLG: 0.364 (1, 4)			P1		F7			G5-4-3 1-2f	F7	4	0	0	0	0	0	2											
Inning Stats	R: 1 E: 2 K: 1 S: 13	H: 1 LOB: 1 BB: 1 P: 26	R: 1 E: 0 K: 1 S: 11	H: 1 LOB: 0 BB: 0 P: 19	R: 0 E: 0 K: 0 S: 9	H: 0 LOB: 0 BB: 0 P: 12	R: 0 E: 0 K: 0 S: 5	H: 1 LOB: 1 BB: 0 P: 6	R: 0 E: 0 K: 0 S: 12	H: 0 LOB: 0 BB: 0 P: 12	R: 0 E: 0 K: 0 S: 5	H: 1 LOB: 1 BB: 1 P: 11	R: 3 E: 0 K: 1 S: 22	H: 3 LOB: 1 BB: 1 P: 34	R: 0 E: 0 K: 0 S: 7	H: 0 LOB: 0 BB: 0 P: 11	1B: 5 2B: 1 3B: 1 HR: 1	SF: 0 SAC: 0 DP: 1 HBP: 0	WP: 0 PB: 0 SB: 1 CS: 1	PA: 38							
PITCHER	IP	WLS	BF	H	R	ER	SO	BB	IBB	HBP	BLK	WP	HR	S	P	ERA	WHIP										
34 Nate Cornejo, R ERA: 3.0 (1, 1)	7.0		27	5	2	1	2	2	0	0	0	0	1	63	106	1.29	1.000										
Jamie Walker, L ERA: 4.11 (8, 1)	0.1	L	2	1	1	1	0	0	0	0	0	0	0	7	10	27.00	3.000										
Chris Spurling, R ERA: 3.43 (8, 1)	0.1		3	1	0	0	1	1	0	0	0	0	0	8	14	0.00	6.000										
Steve Avery, L ERA: 4.05 (8, 1)	0.1		2	1	2	2	0	0	0	0	0	0	0	7	10	54.00	3.000										
Matt Roney, R ERA: 3.24 (9, 1)	1.0		3	0	0	0	0	0	0	0	0	0	0	7	11	0.00	0.000										

Batter	1	2	3	4	5	6	7	8	9	AB	R	H	RBI	BB	SO	LOB	BOTTOM										
Andres Torres, S OBP: 0.267, SLG: 0.294 (1, 8)	SH3-4 SF9 2B	G1-3			B5-3			K		4	1	1	0	0	1	3	Cleveland Indians @ Detroit Tigers Comerica Park, Detroit, MI Tue May 27 2003, 7:05 PM EDT Att: 10,844 - Overcast - 63 F										
Ramon Santiago, S OBP: 0.301, SLG: 0.265 (1, 4)	SH3-4 2-3		1B FC3-6		G5-3			F8		3	1	1	0	0	0	0											
Bobby Higginson, L OBP: 0.381, SLG: 0.408 (1, 9)	SF9 3-H		F8		K			P4		3	0	0	1	0	1	1											
Dmitri Young, S OBP: 0.327, SLG: 0.446 (1, 7)	E3		FC3-6 1B		G6-3			K		4	0	1	0	0	1	0											
Carlos Pena, L OBP: 0.298, SLG: 0.391 (1, 3)	F8		FC3-6 1-2f		F8			G6-3		2	0	0	1	0	0	2											
Shane Halter, R OBP: 0.259, SLG: 0.324 (3, PR) (4, 3)					F8			G6-3		2	0	0	0	0	0	0											
Kevin Witt, L OBP: 0.400, SLG: 0.636 (1, 10)		15 2B BB			K			G6-3		1	0	0	0	1	1	1											
Craig Monroe, R OBP: 0.284, SLG: 0.356 (6, PH)					K			G6-3		1	0	0	0	1	0	0											
Eric Munson, L OBP: 0.298, SLG: 0.362 (1, 5)		K			K			G4-3		4	0	0	0	0	2	2											
15 Brandon Inge, R OBP: 0.215, SLG: 0.264 (1, 2)					G1-4-3			K		4	0	1	0	0	1	1											
20 Omar Infante, R OBP: 0.285, SLG: 0.259 (1, 6)		G1-3			F9			BB		2	0	0	0	1	0	2											
Inning Stats	R: 1 E: 1 K: 0 S: 10	H: 1 LOB: 2 BB: 0 P: 16	R: 0 E: 0 K: 1 S: 14	H: 1 LOB: 1 BB: 1 P: 23	R: 1 E: 0 K: 1 S: 10	H: 2 LOB: 1 BB: 0 P: 15	R: 0 E: 0 K: 1 S: 6	H: 0 LOB: 0 BB: 0 P: 10	R: 0 E: 0 K: 2 S: 7	H: 0 LOB: 1 BB: 1 P: 15	R: 0 E: 0 K: 1 S: 8	H: 0 LOB: 0 BB: 0 P: 12	R: 0 E: 0 K: 1 S: 8	H: 0 LOB: 0 BB: 0 P: 12	R: 0 E: 0 K: 0 S: 11	H: 0 LOB: 1 BB: 1 P: 17	1B: 2 2B: 2 3B: 0 HR: 0	SF: 1 SAC: 1 DP: 0 HBP: 0	WP: 0 PB: 0 SB: 0 CS: 0	PA: 35							
PITCHER	IP	WLS	BF	H	R	ER	SO	BB	IBB	HBP	BLK	WP	HR	S	P	ERA	WHIP										
Jason Bere, R ERA: 4.05 (1, 1)	1.0		13	3	1	1	3	1	0	0	0	0	0	30	48	3.00	1.333										
Billy Traber, L ERA: 3.95 (2, 1)	3.0																										
Brian Anderson, L ERA: 4.98 (5, 1)	2.0		6	0	0	0	1	0	0	0	0	0	0	14	20	0.00	0.000										
Dan Miceli, R ERA: 5.4 (7, 1)	1.0	W	4	0	0	0	2	1	0	0	0	0	0	7	15	0.00	1.000										
David Riske, R ERA: 3.38 (8, 1)	1.0	H	3	0	0	0	1	0	0	0	0	0	0	8	12	0.00	0.000										

AB	34
R	5
H	8
RBI	3
BB	3
SO	3
LOB	11



AB	30
R	2
H	4
RBI	2
BB	3
SO	7
LOB	12



Batter	1	2	3	4	5	6	7	8	9	AB	R	H	RBI	BB	SO	LOB	TOP			
Brandon Phillips, R OBP: 0.257, SLG: 0.352	F7	P4		P4		K	G4-3			5	0	0	0	0	1	8				
Jody Gerut, L OBP: 0.256, SLG: 0.463	P4				B5		HR	F8	2B	5	2	3	3	0	0	0				
Ellis Burks, R OBP: 0.356, SLG: 0.439	G6-3	P3		1B	BB		F9	F8		4	0	0	0	1	0	3				
Milton Bradley, S OBP: 0.444, SLG: 0.521										3	2	3	1	2	0	0				
Shane Spencer, R OBP: 0.296, SLG: 0.338										3	2	0	0	2	0	4				
Casey Blake, R OBP: 0.324, SLG: 0.405										4	1	0	0	1	0	5				
Ben Broussard, L OBP: 0.340, SLG: 0.533										4	0	1	1	0	2	3				
Tim Laker, R OBP: 0.327, SLG: 0.413										5	1	3	3	0	0	1				
John McDonald, R OBP: 0.311, SLG: 0.391										3	0	0	0	2	1	4				
Inning Stats	R: 0 E: 0 K: 0 S: 7	H: 0 LOB: 0 BB: 0 P: 10	R: 4 E: 1 K: 0 S: 17	H: 3 LOB: 2 BB: 2 P: 32	R: 0 E: 0 K: 0 S: 6	H: 0 LOB: 0 BB: 1 P: 12	R: 0 E: 0 K: 1 S: 8	H: 1 LOB: 1 BB: 0 P: 10	R: 0 E: 0 K: 0 S: 9	H: 0 LOB: 2 BB: 1 P: 14	R: 3 E: 1 K: 1 S: 15	H: 2 LOB: 3 BB: 3 P: 30	R: 1 E: 0 K: 0 S: 9	H: 2 LOB: 0 BB: 0 P: 11	R: 0 E: 0 K: 1 S: 8	H: 1 LOB: 1 BB: 0 P: 12	1B: 8 2B: 1 3B: 0 HR: 1	SF: 1 SAC: 0 DP: 2 HBP: 0	WP: 0 PB: 0 SB: 0 CS: 0	PA: 45
PITCHER	IP	WLS	BF	H	R	ER	SO	BB	IBB	HBP	BLK	WP	HR	S	P	ERA	WHIP			
Mike Maroth, L ERA: 5.98	1.1	L	9	2	4	2	0	2	0	0	0	0	0	18	35	13.50	3.000			
Wilfredo Ledezma, L ERA: 3.92	3.2		15	3	0	0	1	2	0	0	0	0	1	28	46	0.00	1.364			
Matt Roney, R ERA: 3.76	1.1		7	1	2	2	1	2	0	0	0	0	1	14	26	13.50	2.250			
Steve Sparks, R ERA: 3.38	2.2		14	4	2	2	2	2	0	0	0	0	0	27	41	6.75	2.250			

Cleveland Indians @ Detroit Tigers
Comerica Park, Detroit, MI
Wed May 28 2003, 1:05 PM EDT
Att: 17,388 - Cloudy - 64 F

AB 36
R 8
H 10
RBI 8
BB 8
SO 4
LOB 28



Batter	1	2	3	4	5	6	7	8	9	AB	R	H	RBI	BB	SO	LOB	BOTTOM					
Alex Sanchez, L OBP: 0.315, SLG: 0.377	SH		B3		G3		K2-3			4	1	1	0	0	1	1						
Ramon Santiago, S OBP: 0.302, SLG: 0.267	SH				G4-3			G4-3		3	0	1	0	0	0	0						
Bobby Higginson, L OBP: 0.374, SLG: 0.399	G6-4-3		L9-3			G3-1		G4-3		4	0	0	0	0	0	2						
Dmitri Young, S OBP: 0.330, SLG: 0.470						F8		K		4	1	2	1	0	1	0						
Kevin Witt, L OBP: 0.414, SLG: 0.600	K							G4-3		3	0	1	0	1	1	1						
Craig Monroe, R OBP: 0.275, SLG: 0.343								E5		4	0	0	0	0	1	2						
Eric Munson, L OBP: 0.297, SLG: 0.359								G4-3		4	0	1	0	0	0	1						
15 Brandon Inge, R OBP: 0.223, SLG: 0.288								G6-3		4	0	2	0	0	0	2						
20 Omar Infante, R OBP: 0.280, SLG: 0.253										3	0	0	0	0	0	2						
Inning Stats	R: 1 E: 1 K: 1 S: 11	H: 2 LOB: 1 BB: 0 P: 17	R: 0 E: 0 K: 0 S: 9	H: 1 LOB: 1 BB: 0 P: 16	R: 0 E: 0 K: 0 S: 7	H: 1 LOB: 0 BB: 0 P: 10	R: 1 E: 0 K: 0 S: 9	H: 2 LOB: 1 BB: 1 P: 20	R: 0 E: 0 K: 0 S: 9	H: 0 LOB: 0 BB: 0 P: 12	R: 0 E: 0 K: 1 S: 8	H: 1 LOB: 1 BB: 0 P: 10	R: 0 E: 0 K: 1 S: 8	H: 1 LOB: 0 BB: 0 P: 11	R: 0 E: 0 K: 1 S: 8	H: 0 LOB: 0 BB: 0 P: 12	R: 0 E: 1 K: 0 S: 12	H: 0 LOB: 1 BB: 0 P: 17	1B: 4 2B: 4 3B: 0 HR: 1	SF: 0 SAC: 1 DP: 2 HBP: 0	WP: 0 PB: 0 SB: 1 CS: 0	PA: 35
PITCHER	IP	WLS	BF	H	R	ER	SO	BB	IBB	HBP	BLK	WP	HR	S	P	ERA	WHIP					
Ricardo Rodriguez, R ERA: 4.48	7.0	W	28	1	0	0	3	1	0	0	0	0	0	61	96	2.57	1.286					
Jason Boyd, R ERA: 5.14	2.0		7	0	0	0	1	0	0	0	0	0	0	20	29	0.00	0.000					

Cleveland Indians @ Detroit Tigers
Comerica Park, Detroit, MI
Wed May 28 2003, 1:05 PM EDT
Att: 17,388 - Cloudy - 64 F


AB 33
R 2
H 8
RBI 1
BB 1
SO 4
LOB 11



Batter	1	2	3	4	5	6	7	8	9	AB	R	H	RBI	BB	SO	LOB	TOP										
D'Angelo Jimenez, S OBP: 0.379, SLG: 0.450										4	1	1	0	0	0	5	Chicago White Sox @ Cleveland Indians Jacobs Field, Cleveland, OH Fri May 30 2003, 7:05 PM EDT Att: 24,666 - Cloudy - 64 F										
Carlos Lee, R OBP: 0.328, SLG: 0.489										4	1	2	0	1	0	3											
Frank Thomas, R OBP: 0.405, SLG: 0.491										4	1	2	3	1	1	2											
Magglio Ordonez, R OBP: 0.345, SLG: 0.500										5	0	0	0	0	3	5											
14 Paul Konerko, R OBP: 0.280, SLG: 0.306										5	0	1	0	0	2	2											
Tony Graffanino, R OBP: 0.378, SLG: 0.513										4	0	1	0	0	0	1											
24 Joe Crede, R OBP: 0.257, SLG: 0.339										3	0	0	0	1	1	2											
Joe Borchard, S OBP: 0.333, SLG: 0.348										2	0	0	0	2	2	1											
Sandy Alomar Jr., R OBP: 0.276, SLG: 0.342										2	0	0	0	0	0	0											
Miguel Olivo, R OBP: 0.254, SLG: 0.388										1	0	0	0	1	1	2											
Inning Stats	R: 2 E: 0 K: 1 S: 12	H: 2 LOB: 0 BB: 0 P: 20	R: 0 E: 0 K: 1 S: 11	H: 0 LOB: 0 BB: 0 P: 17	R: 1 E: 0 K: 1 S: 11	H: 1 LOB: 1 BB: 1 P: 19	R: 0 E: 0 K: 1 S: 13	H: 0 LOB: 1 BB: 1 P: 19	R: 0 E: 0 K: 1 S: 15	H: 1 LOB: 2 BB: 2 P: 23	R: 0 E: 0 K: 1 S: 12	H: 1 LOB: 1 BB: 0 P: 15	R: 0 E: 0 K: 1 S: 11	H: 1 LOB: 2 BB: 1 P: 22	R: 0 E: 0 K: 2 S: 11	H: 1 LOB: 1 BB: 0 P: 17	1B: 5 2B: 1 3B: 0 HR: 1	SF: 0 SAC: 1 DP: 0 HBP: 0	WP: 0 PB: 0 SB: 2 CS: 0	PA: 41							
PITCHER	IP	WLS	BF	H	R	ER	SO	BB	IBB	HBP	BLK	WP	HR	S	P	ERA	WHIP										
CC Sabathia, L ERA: 2.92	5.0	W	22	3	3	3	4	3	0	0	0	0	1	62	98	5.40	1.200										
Jason Boyd, R ERA: 4.5	1.0		6	1	0	0	1	2	0	0	0	0	0	12	21	0.00	3.000										
Dan Miceli, R ERA: 5.16	1.0		4	1	0	0	2	0	0	0	0	0	0	12	15	0.00	1.000										
David Riske, R ERA: 3.24	1.0		5	1	0	0	1	1	0	0	0	0	0	11	22	0.00	2.000										
Danys Baez, R ERA: 4.5	1.0		4	1	0	0	2	0	0	0	0	0	0	11	17	0.00	1.000										

Batter	1	2	3	4	5	6	7	8	9	AB	R	H	RBI	BB	SO	LOB	BOTTOM										
Matt Lawton, L OBP: 0.304, SLG: 0.384										4	1	2	0	0	0	2	Chicago White Sox @ Cleveland Indians Jacobs Field, Cleveland, OH Fri May 30 2003, 7:05 PM EDT Att: 24,666 - Cloudy - 64 F										
Omar Vizquel, S OBP: 0.326, SLG: 0.354										3	1	0	0	1	0	2											
Ellis Burks, R OBP: 0.359, SLG: 0.434										2	1	0	0	2	1	0											
Milton Bradley, S OBP: 0.446, SLG: 0.527										4	2	2	2	0	0	1											
Jody Gerut, L OBP: 0.267, SLG: 0.458										3	1	1	0	1	1	1											
Josh Bard, S OBP: 0.275, SLG: 0.318										4	0	1	2	0	1	2											
Ben Broussard, L OBP: 0.352, SLG: 0.583										3	1	1	2	1	0	1											
Casey Blake, R OBP: 0.322, SLG: 0.397										3	0	0	0	1	1	1											
Brandon Phillips, R OBP: 0.253, SLG: 0.346										3	0	0	0	0	3												
Inning Stats	R: 1 E: 0 K: 1 S: 14	H: 1 LOB: 1 BB: 1 P: 25	R: 0 E: 0 K: 0 S: 8	H: 0 LOB: 1 BB: 1 P: 16	R: 0 E: 0 K: 1 S: 8	H: 0 LOB: 0 BB: 0 P: 12	R: 2 E: 0 K: 0 S: 21	H: 3 LOB: 2 BB: 1 P: 31	R: 4 E: 0 K: 0 S: 12	H: 2 LOB: 0 BB: 3 P: 26	R: 0 E: 0 K: 0 S: 7	H: 1 LOB: 0 BB: 0 P: 14	R: 0 E: 0 K: 0 S: 8	H: 0 LOB: 0 BB: 0 P: 13	R: 0 E: 0 K: 2 S: 10	H: 0 LOB: 0 BB: 0 P: 10	1B: 3 2B: 3 3B: 0 HR: 1	SF: 0 SAC: 0 DP: 1 HBP: 0	WP: 2 PB: 2 SB: 1 CS: 0	PA: 35							
PITCHER	IP	WLS	BF	H	R	ER	SO	BB	IBB	HBP	BLK	WP	HR	S	P	ERA	WHIP										
Dan Wright, R ERA: 6.57	4.0	L	21	4	5	5	2	5	0	0	0	0	1	19	36	6.75	1.500										
Gary Glover, R ERA: 4.97	2.2		10	3	2	2	0	1	0	0	0	0	1	19	36	6.75	1.500										
David Sanders, L ERA: 5.4	1.0		3	0	0	0	1	0	0	0	0	0	0	9	10	0.00	0.000										
Rick White, R ERA: 9.31	0.1		1	0	0	0	1	0	0	0	0	0	0	4	4	0.00	0.000										

AB	34
R	3
H	7
RBI	3
BB	6
SO	10
LOB	23



Batter	1	2	3	4	5	6	7	8	9	AB	R	H	RBI	BB	SO	LOB	TOP					
D'Angelo Jimenez, S OBP: 0.389, SLG: 0.497	1-2 HR		1-2 F8				2-1 1B			3	1	2	2	1	0	1	Chicago White Sox @ Cleveland Indians Jacobs Field, Cleveland, OH Mon Jun 02 2003, 12:05 PM EDT Att: 20,892 - Sunny - 60 F					
Carlos Lee, R OBP: 0.324, SLG: 0.474	1-0 F8		3-2 L7				1-1 F8			4	0	0	0	0	1	5						
Frank Thomas, R OBP: 0.402, SLG: 0.492	3-2 P3			1-1 G4-3 2B			3-2 K			4	0	1	0	0	1	4						
Magglio Ordonez, R OBP: 0.332, SLG: 0.479	2-1 G4-3			0-0 G4-3			0-0 F8			4	0	0	0	0	0	1						
14 Paul Konerko, R OBP: 0.274, SLG: 0.294		2-1 G5-3		0-1 P6			4-2 B1-3 BB			3	0	0	0	1	0	1						
Tony Graffanino, R OBP: 0.382, SLG: 0.488		2-2 L9		0-0 P2			0-0 B1-3			4	0	0	0	0	0	2						
24 Joe Crede, R OBP: 0.328, SLG: 0.449 Jose Valentin, S OBP: 0.301, SLG: 0.449		2-2 P6			1-0 L7		3-2 F8			3	0	0	0	0	0	1						
Joe Borchard, S OBP: 0.316, SLG: 0.367					2-0 1B 1B		1-0 G6-3			4	1	1	0	0	1	0						
Miguel Olivo, R OBP: 0.308, SLG: 0.409					1-2 1B		2-0 2B			3	0	2	0	1	0	0						
Inning Stats	R: 1 E: 0 K: 0 S: 11	H: 1 LOB: 0 BB: 0 P: 18	R: 0 E: 0 K: 0 S: 9	H: 0 LOB: 0 BB: 0 P: 15	R: 0 E: 0 K: 1 S: 11	H: 0 LOB: 1 BB: 1 P: 20	R: 0 E: 0 K: 0 S: 6	H: 1 LOB: 1 BB: 0 P: 7	R: 1 E: 0 K: 1 S: 16	H: 3 LOB: 2 BB: 0 P: 26	R: 0 E: 0 K: 0 S: 8	H: 0 LOB: 1 BB: 1 P: 15	R: 0 E: 0 K: 1 S: 8	H: 1 LOB: 2 BB: 1 P: 17	R: 0 E: 0 K: 0 S: 5	H: 0 LOB: 0 BB: 0 P: 8		R: 0 E: 0 K: 1 S: 9	H: 0 LOB: 0 BB: 0 P: 12	1B: 3 2B: 2 3B: 0 HR: 1	SF: 0 SAC: 0 DP: 0 HBP: 0	WP: 0 PB: 0 CS: 0
PITCHER	IP	WLS	BF	H	R	ER	SO	BB	IBB	HBP	BLK	WP	HR	S	P	ERA	WHIP					
Brian Anderson, L ERA: 4.79	6.0	W	25	5	2	2	2	2	0	0	0	0	1	61	101	3.00	1.167					
37 Jake Westbrook, R ERA: 5.23	0.1	H	3	1	0	0	0	1	0	0	0	0	0	3	10	0.00	6.000					
Jason Boyd, R ERA: 4.08	1.2	H	5	0	0	0	1	0	0	0	0	0	0	10	15	0.00	0.000					
Danys Baez, R ERA: 4.18	1.0	S	3	0	0	0	1	0	0	0	0	0	0	9	12	0.00	0.000					

Batter	1	2	3	4	5	6	7	8	9	AB	R	H	RBI	BB	SO	LOB	BOTTOM				
Matt Lawton, L OBP: 0.315, SLG: 0.394	0-0 1B		3-2 2B			4-2 1B 2B BB	1-3 K			3	1	2	0	1	1	0	Chicago White Sox @ Cleveland Indians Jacobs Field, Cleveland, OH Mon Jun 02 2003, 12:05 PM EDT Att: 20,892 - Sunny - 60 F				
Omar Vizquel, S OBP: 0.330, SLG: 0.355	1-3 K		0-2 F8			2-2 2B 1B	4-0 SF7 BB			3	2	1	0	1	1	2					
Ellis Burks, R OBP: 0.358, SLG: 0.426	0-3 K			1-3 K		0-2 F8	3-3 K			4	0	0	0	0	3	4					
Milton Bradley, S OBP: 0.446, SLG: 0.526	2-3 K			0-2 P2		0-1 1B 2B	4-0 BB IBB			3	1	1	2	1	1	1					
Jody Gerut, L OBP: 0.286, SLG: 0.494		3-2 G1-3		2-2 HR		0-1 P6	4-1 BB			3	1	1	1	1	0	1					
Ben Broussard, L OBP: 0.387, SLG: 0.593 Casey Blake, R OBP: 0.318, SLG: 0.390		1-2 G5-3		2-2 G3		2-2 1B	2-0 SF7			3	0	1	1	0	0	0					
Josh Bard, S OBP: 0.271, SLG: 0.309		0-3 K			0-2 F9	0-0 P6	3-H G3			4	0	0	0	0	1	3					
John McDonald, R OBP: 0.308, SLG: 0.384					0-0 G6-3	1-1 CS 1B	0-0 P4			3	0	1	0	0	0	0					
Brandon Phillips, R OBP: 0.243, SLG: 0.331					2-1 G6-3	2-3 K	0-0 B1-3			3	0	0	0	0	1	1					
Inning Stats	R: 0 E: 0 K: 3 S: 10	H: 1 LOB: 1 BB: 0 P: 13	R: 0 E: 0 K: 1 S: 10	H: 0 LOB: 0 BB: 0 P: 14	R: 0 E: 0 K: 0 S: 9	H: 1 LOB: 0 BB: 0 P: 14	R: 1 E: 0 K: 1 S: 15	H: 1 LOB: 0 BB: 0 P: 20	R: 0 E: 0 K: 1 S: 10	H: 1 LOB: 1 BB: 0 P: 13	R: 3 E: 0 K: 0 S: 17	H: 3 LOB: 1 BB: 1 P: 25	R: 0 E: 0 K: 1 S: 5	H: 0 LOB: 0 BB: 0 P: 6	R: 1 E: 0 K: 1 S: 7	H: 0 LOB: 2 BB: 3 P: 25		1B: 4 2B: 3 3B: 0 HR: 1	SF: 1 SAC: 0 DP: 1 HBP: 0	WP: 0 PB: 0 CS: 1	PA: 34
PITCHER	IP	WLS	BF	H	R	ER	SO	BB	IBB	HBP	BLK	WP	HR	S	P	ERA	WHIP				
Bartolo Colon, R ERA: 3.96	6.0	L	25	7	4	4	6	1	1	0	0	0	0	8	20	6.75	0.750				
Gary Glover, R ERA: 5.09	1.1		6	0	1	1	2	1	1	0	0	0	0	8	20	6.75	0.750				
Kelly Wunsch, L ERA: 1.29	0.0		1	0	0	0	0	1	0	0	0	0	0	1	5	∞	∞				
Rick White, R ERA: 9.0	0.2		2	0	0	0	0	0	0	0	0	0	0	3	6	0.00	0.000				

AB	33
R	2
H	6
RBI	2
BB	3
SO	4
LOB	15



Batter	1	2	3	4	5	6	7	8	9	AB	R	H	RBI	BB	SO	LOB	TOP										
Matt Lawton, L (1, 7) OBP: 0.317, SLG: 0.388	F8		1B BB		F7		P6		G3-6 BB	3	0	0	0	2	0	0	Cleveland Indians @ Colorado Rockies Coors Field, Denver, CO Tue Jun 03 2003, 7:05 PM MDT Att: 22,326 - Overcast - 63 F										
Omar Vizquel, S (1, 6) OBP: 0.341, SLG: 0.367	1B G3		1-2 G4-6-3 1B		4-2 3B BB		2-2		2-1 G3-6 1-2	4	2	3	0	1	0	1											
Jody Gerut, L (1, 9) OBP: 0.295, SLG: 0.516	1-1 G3		1-2 G4-6-3 1-2		3-2 1-H 3B		1-1 P4			4	0	2	1	0	0	3											
Milton Bradley, S (1, 8) OBP: 0.441, SLG: 0.519	0-0 G3				0-1 F8		2-2 G1-6-3		1-2 1B 1B	4	0	1	1	0	0	2											
Ben Broussard, L (1, 3) OBP: 0.359, SLG: 0.569	1-1 G3				1-2 1B BB G3-2-3 1B		1-1 P6		1-3 K	4	0	1	0	0	1	2											
Casey Blake, R (1, 5) OBP: 0.322, SLG: 0.389					4-1 1B BB		2-0 L7		1-2 1B	3	0	1	0	1	0	0											
Josh Bard, S (1, 2) OBP: 0.276, SLG: 0.333					1-2 1B		3-2 HR		1-0 P3	4	1	2	1	0	0	2											
Brandon Phillips, R (1, 4) OBP: 0.238, SLG: 0.324					2-2 G3-2-3 3-H		1-0 F9		1-2 G3	4	0	0	0	0	0	5											
Ricardo Rodriguez, L (1, 1) Zach Sorensen, S (7, PH) Terry Mulholland, R (7, 1) Brian Tallet, L (8, 1) John McDonald, R (9, PH) OBP: 0.304, SLG: 0.378					1-3 K		0-0 G4-3		3-2 F7	2	0	0	0	0	1	0	C										
Inning Stats	R: 1 E: 0 K: 0 S: 8	H: 2 LOB: 1 BB: 0 P: 13	R: 0 E: 0 K: 0 S: 4	H: 0 LOB: 0 BB: 0 P: 6	R: 0 E: 0 K: 1 S: 10	H: 1 LOB: 1 BB: 1 P: 16	R: 0 E: 0 K: 0 S: 12	H: 2 LOB: 2 BB: 1 P: 20	R: 1 E: 0 K: 0 S: 14	H: 1 LOB: 1 BB: 1 P: 24	R: 0 E: 0 K: 0 S: 19	H: 1 LOB: 1 BB: 0 P: 28	R: 0 E: 0 K: 1 S: 15	H: 2 LOB: 2 BB: 0 P: 20	R: 0 E: 0 K: 0 S: 5	H: 0 LOB: 0 BB: 1 P: 11		1B: 7 2B: 1 3B: 1 HR: 1	SF: 0 SAC: 0 DP: 3 HBP: 0	WP: 0 PB: 0 SB: 0 CS: 0	PA: 38						
PITCHER	IP	WLS	BF	H	R	ER	SO	BB	IBB	HBP	BLK	WP	HR	S	P	ERA	WHIP										
Scott Elarton, R (1, 1) ERA: 4.76	6.0	W	26	7	3	3	1	3	0	0	0	0	1	55	93	4.50	1.667										
Justin Speier, R (7, 1) ERA: 4.29	1.0		4	1	0	0	0	0	0	0	0	0	0	19	28	0.00	1.000										
40 Brian Fuentes, L (8, 1) ERA: 3.6	1.0		5	2	0	0	1	0	0	0	0	0	0	15	20	0.00	2.000										
Steve Reed, R (9, 1) ERA: 3.25	1.0		3	0	0	0	0	1	0	0	0	0	0	5	11	0.00	1.000										

Batter	1	2	3	4	5	6	7	8	9	AB	R	H	RBI	BB	SO	LOB	BOTTOM										
Juan Uribe, R (1, 4) OBP: 0.400, SLG: 1.600	G4-3		1-H HR		G6-3		1-H HR		G5-3	5	2	2	4	0	0	0	Cleveland Indians @ Colorado Rockies Coors Field, Denver, CO Tue Jun 03 2003, 7:05 PM MDT Att: 22,326 - Overcast - 63 F										
Jay Payton, R (1, 7) OBP: 0.359, SLG: 0.468	G4-3		BB 17 1B FC4		F8		G5-3			4	1	1	0	0	0	0											
17 Todd Helton, L (1, 3) OBP: 0.433, SLG: 0.560	P6		FC4 BB 1B		3-2 HR		F8			4	1	2	1	0	0	0											
Preston Wilson, R (1, 8) OBP: 0.361, SLG: 0.567			HR FC4 BB		G6-3		FC6-4 BB 1B			3	1	2	1	1	0	0											
Larry Walker, L (1, 9) OBP: 0.430, SLG: 0.473			F8 FC4 BB		4-2 BB		FC6-4 BB			2	0	0	1	2	0	2											
José Hernández, R (1, 6) OBP: 0.322, SLG: 0.372			K BB		G4-3		FC6-4 FC6-4			3	0	0	0	1	1	3											
Charles Johnson, R (1, 2) OBP: 0.335, SLG: 0.391			K		F9		FC6-4			4	0	0	0	0	2	5											
Greg Norton, S (1, 5) OBP: 0.268, SLG: 0.322			FC2-5 2B		F7		G4-3		G5-3	4	0	1	0	0	0	0											
Scott Elarton, R (1, 1) OBP: 0.125, SLG: 0.125 Justin Speier, R (7, 1) 40 Brian Fuentes, L (8, 1) Chris Stynes, R (8, PH) Steve Reed, R (9, 1)			FC2-5 HR		F9		HR 1B		G5-3	3	2	1	0	0	0	1	ROCKIES										
Inning Stats	R: 0 E: 0 K: 0 S: 9	H: 0 LOB: 0 BB: 0 P: 13	R: 1 E: 0 K: 2 S: 14	H: 1 LOB: 0 BB: 0 P: 18	R: 3 E: 0 K: 1 S: 18	H: 4 LOB: 3 BB: 2 P: 29	R: 0 E: 0 K: 0 S: 7	H: 0 LOB: 0 BB: 0 P: 10	R: 1 E: 0 K: 0 S: 11	H: 1 LOB: 1 BB: 1 P: 18	R: 2 E: 0 K: 0 S: 7	H: 2 LOB: 0 BB: 0 P: 12	R: 0 E: 0 K: 0 S: 10	H: 1 LOB: 2 BB: 1 P: 16	R: 0 E: 0 K: 0 S: 6	H: 0 LOB: 0 BB: 0 P: 12		1B: 4 2B: 1 3B: 0 HR: 4	SF: 0 SAC: 0 DP: 0 HBP: 0	WP: 0 PB: 0 SB: 0 CS: 0	PA: 37						
PITCHER	IP	WLS	BF	H	R	ER	SO	BB	IBB	HBP	BLK	WP	HR	S	P	ERA	WHIP										
Ricardo Rodriguez, R (1, 1) ERA: 4.98	6.0	L	29	8	7	7	3	3	0	0	0	0	4	66	100	10.50	1.833										
Terry Mulholland, L (7, 1) ERA: 3.04	1.0		5	1	0	0	0	1	0	0	0	0	0	10	16	0.00	2.000										
Brian Tallet, L (8, 1) ERA:	1.0		3	0	0	0	0	0	0	0	0	0	0	6	12	0.00	0.000										

Batter	1	2	3	4	5	6	7	8	9	AB	R	H	RBI	BB	SO	LOB	TOP										
Matt Lawton, L (1, 7) OBP: 0.317, SLG: 0.383	F9		K		FC6-4 2B G1-3		S BB	L9		4	1	0	0	1	1	2	Cleveland Indians @ Colorado Rockies Coors Field, Denver, CO Thu Jun 05 2003, 1:05 PM MDT Att: 25,221 - Cloudy - 61 F										
Omar Vizquel, S (1, 6) OBP: 0.338, SLG: 0.368	L9		G5-3		G1-3 WP 2B		G3-1		4	1	1	0	0	0	1												
Jody Gerut, L (1, 9) OBP: 0.291, SLG: 0.535	G3-1				G1-3 HR		G1-3		4	1	1	2	0	1	1												
Milton Bradley, S (1, 8) OBP: 0.439, SLG: 0.515			L6		K K		K		3	0	0	0	1	2	0												
Ben Broussard, L (1, 3) OBP: 0.362, SLG: 0.541			F8 BB BB		WP G4-3 2B BB		G4-3		2	1	0	0	2	1	1												
Josh Bard, S (1, 2) OBP: 0.276, SLG: 0.327			F8 BB		G4-3		K		3	0	0	0	1	1	2												
John McDonald, R (1, 5) OBP: 0.302, SLG: 0.383			F8		G4-3		L6		4	0	1	1	0	1	2												
Zach Sorensen, S (1, 4)			K		G1-3		G4-3		4	0	0	0	0	2	3												
CC Sabathia, L (1, 1) OBP: 0.500, SLG: 0.500			F7				K		2	0	1	0	0	0	0												
Terry Mulholland, R (5, 1) OBP: 0.231, SLG: 0.315							K		0	0	0	0	0	0	0												
Brandon Phillips, R (7, PH) OBP: 0.231, SLG: 0.315									1	0	0	0	0	1	0												
Dan Miceli, R (7, 1) OBP: 0.389, SLG: 0.420									0	0	0	0	0	0	0												
Ellis Burks, R (9, PH) OBP: 0.389, SLG: 0.420									0	0	0	0	0	0	0												
Inning Stats	R: 0 E: 0 K: 0 S: 9	H: 0 LOB: 0 BB: 0 P: 15	R: 0 E: 0 K: 1 S: 9	H: 0 LOB: 2 BB: 2 P: 21	R: 0 E: 0 K: 1 S: 7	H: 0 LOB: 0 BB: 0 P: 12	R: 2 E: 0 K: 1 S: 14	H: 2 LOB: 1 BB: 1 P: 26	R: 2 E: 0 K: 1 S: 8	H: 2 LOB: 0 BB: 0 P: 12	R: 0 E: 0 K: 1 S: 5	H: 0 LOB: 0 BB: 0 P: 7	R: 0 E: 0 K: 1 S: 8	H: 0 LOB: 1 BB: 1 P: 13	R: 0 E: 0 K: 2 S: 7	H: 0 LOB: 1 BB: 1 P: 11	R: 0 E: 0 K: 2 S: 7	H: 0 LOB: 1 BB: 0 P: 11	1B: 1 2B: 2 3B: 0 HR: 1	SF: 0 SAC: 0 DP: 0 HBP: 1	WP: 2 PB: 2 SB: 1 CS: 0	PA: 37					
PITCHER	IP	WLS	BF	H	R	ER	SO	BB	IBB	HBP	BLK	WP	HR	S	P	ERA	WHIP										
Jason Jennings, R (1, 1) ERA: 5.38	7.0	W	29	4	4	4	6	4	0	0	0	2	1	60	106	5.14	1.143										
40 Brian Fuentes, L (8, 1) ERA: 3.46	1.0	H	4	0	0	0	2	1	0	0	0	0	0	7	11	0.00	1.000										
Jose Jimenez, R (9, 1) ERA: 5.53	1.0	S	4	0	0	0	2	0	0	1	0	0	0	7	11	0.00	0.000										

AB	31
R	4
H	4
RBI	3
BB	5
SO	10
LOB	12





Batter	1	2	3	4	5	6	7	8	9	AB	R	H	RBI	BB	SO	LOB	BOTTOM										
Juan Uribe, R (1, 6) OBP: 0.231, SLG: 0.692	F9 E 1B				G2-3			F8		4	1	1	0	0	0	2	Cleveland Indians @ Colorado Rockies Coors Field, Denver, CO Thu Jun 05 2003, 1:05 PM MDT Att: 25,221 - Cloudy - 61 F										
Jay Payton, R (1, 7) OBP: 0.397, SLG: 0.473	L5				G4-6-3 17 1B		G4-3		3	1	1	0	1	0	1												
17 Todd Helton, L (1, 3) OBP: 0.428, SLG: 0.545					G4-6-3 1-2f				2	1	0	0	2	0	1												
Preston Wilson, R (1, 8) OBP: 0.365, SLG: 0.578					F8				4	0	1	0	0	2	2												
Larry Walker, L (1, 9) OBP: 0.432, SLG: 0.474					G4-3				4	1	2	3	0	0	0												
Chris Stynes, R (1, 5) OBP: 0.359, SLG: 0.430					G4-3				4	2	2	1	0	0	2												
Bobby Estalella, R (1, 2) OBP: 0.288, SLG: 0.438					G6-3				3	1	1	3	0	1	0												
Brent Butler, R (1, 4) OBP: 0.260, SLG: 0.243					F7				4	0	1	0	0	0	0												
Jason Jennings, L (1, 1) OBP: 0.360, SLG: 0.381					E3				3	0	1	0	0	0	0												
40 Brian Fuentes, L (8, 1) ERA: 3.46									0	0	0	0	0	0	0												
Greg Vaughn, R (8, PH) OBP: 0.359, SLG: 0.430									1	0	0	0	0	1	1												
Jose Jimenez, R (9, 1) ERA: 5.53									0	0	0	0	0	0	0												
Inning Stats	R: 1 E: 1 K: 1 S: 14	H: 2 LOB: 2 BB: 1 P: 26	R: 0 E: 1 K: 0 S: 10	H: 0 LOB: 1 BB: 0 P: 15	R: 0 E: 0 K: 0 S: 7	H: 1 LOB: 0 BB: 0 P: 9	R: 2 E: 0 K: 0 S: 13	H: 3 LOB: 1 BB: 0 P: 21	R: 4 E: 0 K: 0 S: 16	H: 3 LOB: 0 BB: 2 P: 30	R: 0 E: 0 K: 0 S: 9	H: 0 LOB: 0 BB: 0 P: 12	R: 0 E: 0 K: 1 S: 6	H: 0 LOB: 0 BB: 0 P: 9	R: 0 E: 0 K: 2 S: 11	H: 1 LOB: 1 BB: 0 P: 18	R: 0 E: 0 K: 2 S: 11	H: 1 LOB: 1 BB: 0 P: 18	1B: 7 2B: 0 3B: 2 HR: 1	SF: 1 SAC: 0 DP: 1 HBP: 0	WP: 0 PB: 0 SB: 0 CS: 1	PA: 36					
PITCHER	IP	WLS	BF	H	R	ER	SO	BB	IBB	HBP	BLK	WP	HR	S	P	ERA	WHIP										
CC Sabathia, L (1, 1) ERA: 3.98	4.1	L	24	9	7	7	1	3	0	0	1	1	58	99	14.54	2.769											
Terry Mulholland, L (5, 1) ERA: 2.86	1.2		5	0	0	0	0	0	0	0	0	0	0	11	14	0.00	0.000										
Dan Miceli, R (7, 1) ERA: 4.56	2.0		7	1	0	0	3	0	0	0	0	0	0	17	27	0.00	0.500										



Batter	1	2	3	4	5	6	7	8	9	AB	R	H	RBI	BB	SO	LOB	TOP										
Matt Lawton, L OBP: 0.319, SLG: 0.388 (1, 9)										5	1	2	0	0	0	3	Cleveland Indians @ Arizona Diamondbacks Bank One Ballpark, Phoenix, AZ Fri Jun 06 2003, 10:07 PM EDT Alt. 32,430 - Cloudy - 102 F										
Omar Vizquel, S OBP: 0.335, SLG: 0.361 (1, 6)										4	1	0	0	1	0	2											
Ellis Burks, R OBP: 0.361, SLG: 0.421 Shane Spencer, R OBP: 0.296, SLG: 0.336 (1, 7) (7, 9)										4	1	2	1	0	1	2											
Jody Gerut, L OBP: 0.306, SLG: 0.553 (1, 8)										4	2	2	1	1	0	1											
Ben Broussard, L OBP: 0.365, SLG: 0.530 (1, 3)										5	1	2	1	0	2	3											
Casey Blake, R OBP: 0.323, SLG: 0.386 (1, 5)										5	0	2	1	0	2	4											
Josh Bard, S OBP: 0.275, SLG: 0.325 (1, 2)										4	0	1	1	0	1	3											
Brandon Phillips, R OBP: 0.237, SLG: 0.315 (1, 4)										3	0	1	1	1	1	3											
Jason Davis, R Zach Sorensen, S (8, PH) David Riske, R (8, 1) Danys Baez, R (9, 1)										2	0	0	0	0	1	2											
Inning Stats	R: 2 H: 3 E: 0 K: 2 S: 17	H: 3 LOB: 1 BB: 0 P: 23	R: 0 H: 0 E: 0 K: 1 S: 8	H: 0 LOB: 1 BB: 1 P: 18	R: 0 H: 1 E: 0 K: 1 S: 11	H: 1 LOB: 1 BB: 0 P: 17	R: 0 H: 1 E: 0 K: 0 S: 8	H: 1 LOB: 0 BB: 0 P: 13	R: 0 H: 4 E: 0 K: 1 S: 18	H: 2 LOB: 2 BB: 0 P: 25	R: 2 H: 1 E: 0 K: 3 S: 19	H: 1 LOB: 2 BB: 2 P: 36	R: 0 H: 0 E: 0 K: 1 S: 7	H: 0 LOB: 0 BB: 0 P: 10	R: 0 H: 1 E: 0 K: 0 S: 7	H: 1 LOB: 1 BB: 0 P: 10		1B: 9 2B: 3 3B: 0 HR: 0	SF: 0 SAC: 1 DP: 1 HBP: 0	WP: 1 PB: 0 SB: 2 CS: 0	PA: 42						
PITCHER	IP	WLS	BF	H	R	ER	SO	BB	IBB	HBP	BLK	WP	HR	S	P	ERA	WHIP										
31 Edgar Gonzalez, R ERA: 5.73 (1, 1)	5.1	L	26	10	4	4	5	1	0	0	0	1	0	62	95	6.75	2.062										
Scott Service, R ERA: 5.19 (6, 1)	0.2		2	0	0	0	0	0	0	0	0	0	0	5	8	0.00	0.000										
Eddie Oropesa, L ERA: 3.18 (7, 1)	0.1		4	0	2	2	1	2	0	0	1	0	0	11	23	54.00	6.000										
Miguel Batista, R ERA: 2.87 (7, 1)	2.2		10	2	0	0	3	0	0	0	0	0	0	22	33	0.00	0.750										

Batter	1	2	3	4	5	6	7	8	9	AB	R	H	RBI	BB	SO	LOB	BOTTOM										
Tony Womack, L OBP: 0.259, SLG: 0.327 (1, 6)										3	1	1	0	1	0	0	Cleveland Indians @ Arizona Diamondbacks Bank One Ballpark, Phoenix, AZ Fri Jun 06 2003, 10:07 PM EDT Alt. 32,430 - Cloudy - 102 F										
Mark Grace, L OBP: 0.333, SLG: 0.413 (1, 3)										4	0	2	0	0	0	1											
Junior Spivey, R OBP: 0.315, SLG: 0.418 (1, 4)										4	0	0	0	0	0	3											
Luis Gonzalez, L OBP: 0.375, SLG: 0.549 (1, 7)										4	1	3	1	0	0	1											
Shea Hillenbrand, R OBP: 0.329, SLG: 0.442 (1, 5)										4	1	0	0	0	0	4											
Quinton McCracken, S OBP: 0.250, SLG: 0.233 (1, 8) Miguel Batista, R OBP: 0.336, SLG: 0.056 (7, 1) Alex Cintron, S OBP: 0.318, SLG: 0.449 (9, PH)										3	0	0	0	0	2	3											
Robby Hammock, R OBP: 0.391, SLG: 0.609 (1, 9)										4	0	1	2	0	1	1											
Rod Barajas, R OBP: 0.277, SLG: 0.396 Carlos Baerga, S OBP: 0.321, SLG: 0.449 (9, PH)										3	0	0	0	0	0	1											
31 Edgar Gonzalez, R OBP: 0.250, SLG: 0.250 Scott Service, R Eddie Oropesa, L Danny Bautista, R OBP: 0.288, SLG: 0.327 (1, 1) (6, 1) (7, 1) (7, 8)										2	0	0	0	0	0	0											
Inning Stats	R: 1 H: 1 E: 0 K: 0 S: 7	H: 1 LOB: 1 BB: 1 P: 16	R: 0 H: 0 E: 0 K: 1 S: 6	H: 0 LOB: 0 BB: 0 P: 10	R: 0 H: 0 E: 0 K: 0 S: 7	H: 2 LOB: 1 BB: 0 P: 17	R: 0 H: 2 E: 1 K: 0 S: 10	H: 2 LOB: 1 BB: 0 P: 9	R: 0 H: 1 E: 0 K: 2 S: 14	H: 0 LOB: 0 BB: 0 P: 18	R: 0 H: 0 E: 0 K: 0 S: 7	H: 0 LOB: 0 BB: 0 P: 12	R: 0 H: 1 E: 0 K: 0 S: 12	H: 1 LOB: 1 BB: 0 P: 14	R: 0 H: 0 E: 0 K: 0 S: 7	H: 0 LOB: 0 BB: 0 P: 12		1B: 5 2B: 2 3B: 0 HR: 0	SF: 0 SAC: 0 DP: 0 HBP: 0	WP: 0 PB: 0 SB: 0 CS: 0	PA: 35						
PITCHER	IP	WLS	BF	H	R	ER	SO	BB	IBB	HBP	BLK	WP	HR	S	P	ERA	WHIP										
Jason Davis, R ERA: 5.04 (1, 1)	7.0	W	28	6	3	1	3	1	0	0	0	0	0	57	90	1.29	1.000										
David Riske, R ERA: 3.0 (8, 1)	1.0	H	4	1	0	0	0	0	0	0	0	0	0	12	14	0.00	1.000										
Danys Baez, R ERA: 4.03 (9, 1)	1.0	S	3	0	0	0	0	0	0	0	0	0	0	7	12	0.00	0.000										

Batter	1	2	3	4	5	6	7	8	9	AB	R	H	RBI	BB	SO	LOB	TOP				
Matt Lawton, L (1, 7) OBP: 0.321, SLG: 0.389	1-3 K	1-1 K			2-3 K	3-2 F9		2-2 K		5	0	2	1	0	2	1	<p>Cleveland Indians @ Arizona Diamondbacks Bank One Ballpark, Phoenix, AZ Sat Jun 07 2003, 4:05 PM EDT Att: 36,619 - Dome - 72 F</p> <p>AB 34 R 3 H 7 RBI 3 BB 5 SO 13 LOB 20</p> 				
Omar Vizquel, S (1, 6) OBP: 0.332, SLG: 0.357	3-2 F7	3-3 K			1-3 K		0-1 G3 1B	0-0 G4-3		5	0	1	0	0	2	4					
Jody Gerut, L (1, 9) OBP: 0.310, SLG: 0.542	0-3 K		1-2 F8		1-1 BB WP HBP		1-0 G3	1-2 1B	0-3 K	4	0	1	0	0	2	0					
Milton Bradley, S (1, 8) OBP: 0.438, SLG: 0.506		4-2 HBP 2B BB	0-0 F8		4-1 BB HBP		3-1 G3	1-2 2-3	1-3 K	3	1	0	0	2	1	2					
Shane Spencer, R (1, 3) OBP: 0.297, SLG: 0.331	1 SAFE X	0-0 P3	1-1 G6-3		4-2 BB		0-3 K		1-3 K	2	0	0	0	1	0	1					
Ben Broussard, L (7, PH) OBP: 0.355, SLG: 0.515					1-2 2-3 BB					2	0	0	0	0	2	2					
Casey Blake, R (1, 5) OBP: 0.321, SLG: 0.379		2-1 2B HBP		2-3 K	1-0 F7					3	1	0	0	0	2	5					
Tim Laker, R (1, 2) OBP: 0.322, SLG: 0.429		1-1 2B 1B		2-1 WP 2B	1-1 F7			1-2 1B		4	1	3	2	0	0	0					
Brandon Phillips, R (1, 4) OBP: 0.232, SLG: 0.308		3-3 K		1-2 G5-3	0-3 K			1-2 F9		4	0	0	0	0	2	3					
Brian Anderson, R (1, 1) 37 Jake Westbrook, R (5, 1) Terry Mulholland, L (7, 1) Dan Miceli, R (7, 1) Ellis Burks, R (8, PH) Jason Boyd, R (8, 1)		4-2 1B BB		3-2 G1-3	4-2 BB			0-0 F7		1	0	0	0	1	0	1					
Inning Stats	R: 0 E: 0 K: 2 S: 9	H: 0 LOB: 0 BB: 0 P: 13	R: 3 E: 0 K: 2 S: 21	H: 2 LOB: 2 BB: 2 P: 39	R: 0 E: 0 K: 0 S: 6	H: 0 LOB: 0 BB: 0 P: 8	R: 0 E: 0 K: 1 S: 12	H: 1 LOB: 1 BB: 0 P: 20	R: 0 E: 0 K: 2 S: 10	H: 0 LOB: 1 BB: 1 P: 18	R: 0 E: 0 K: 2 S: 13	H: 2 LOB: 0 BB: 0 P: 19	R: 0 E: 0 K: 0 S: 11	H: 2 LOB: 2 BB: 0 P: 15	R: 0 E: 0 K: 3 S: 9	H: 0 LOB: 0 BB: 0 P: 11		1B: 5 2B: 2 3B: 0 HR: 0	SF: 0 SAC: 0 DP: 0 HBP: 2	WP: 2 PB: 0 SB: 0 CS: 0	PA: 41
PITCHER	IP WLS BF H R ER SO	IP WLS BF H R ER SO	IP WLS BF H R ER SO	IP WLS BF H R ER SO	IP WLS BF H R ER SO	IP WLS BF H R ER SO	IP WLS BF H R ER SO	IP WLS BF H R ER SO	IP WLS BF H R ER SO	IP WLS BF H R ER SO	IP WLS BF H R ER SO	IP WLS BF H R ER SO	IP WLS BF H R ER SO	IP WLS BF H R ER SO	IP WLS BF H R ER SO	IP WLS BF H R ER SO		ERA WHIP	ERA WHIP		
John Patterson, R (1, 1) ERA: 8.53	4.0	18	3	3	3	5	2	0	1	0	1	0	48	80	6.75	1.250					
Stephen Randolph, L (5, 1) ERA: 4.79	2.0	10	0	0	0	3	3	0	1	0	1	0	22	43	0.00	1.500					
Andrew Good, R (7, 1) ERA: 4.75	2.0	10	4	0	0	2	0	0	0	0	0	0	24	34	0.00	2.000					
Jose Valverde, R (9, 1) ERA: 3.0	1.0	3	0	0	0	3	0	0	0	0	0	0	9	11	0.00	0.000					

Batter	1	2	3	4	5	6	7	8	9	AB	R	H	RBI	BB	SO	LOB	BOTTOM				
Alex Cintron, S (1, 6) OBP: 0.337, SLG: 0.469	1-2 L4-6 BB 1B		2-1 SF8		2-2 1B 3B 1B		1-1 2B 1B			3	2	3	1	0	0	0	<p>Cleveland Indians @ Arizona Diamondbacks Bank One Ballpark, Phoenix, AZ Sat Jun 07 2003, 4:05 PM EDT Att: 36,619 - Dome - 72 F</p> <p>AB 31 R 5 H 11 RBI 5 BB 2 SO 3 LOB 16</p> 				
Mark Grace, L (1, 3) OBP: 0.330, SLG: 0.398	4-2 1B BB		3-H F9		1 SAFE L4		0-0 F7			3	0	0	0	1	0	3					
Junior Spivey, R (1, 4) OBP: 0.314, SLG: 0.419	0-0 L4-6		2-1 FC5-4		1-1 F8		0-0 G3 1H 2B			4	0	1	1	0	0	4					
Luis Gonzalez, L (1, 7) OBP: 0.377, SLG: 0.549	1-2 G1-3			3-1 1B SF8 1B	0-0 1B 3B 1B		3-1 G3	2-3		4	2	2	0	0	2						
Shea Hillenbrand, R (1, 5) OBP: 0.332, SLG: 0.453		3-2 L6		0-1 SF8 1B	2-2 1H 2H 3B		1-3 K			4	0	2	2	0	1	1					
Danny Bautista, R (1, 8) OBP: 0.287, SLG: 0.325	1-0 F9			1-0 SF8 1B	1-3 K		1-3 K			4	0	1	0	0	2	1					
Robby Hammock, R (1, 9) OBP: 0.333, SLG: 0.538	1-1 F8			0-0 SF8		0-1 G5-3		0-1 G1-3		3	0	0	1	0	0	0					
Chad Moeller, R (1, 2) OBP: 0.394, SLG: 0.526			0-1 E SF8 1B		G6-4-3 IBB		2-0 G5-3	3-2 G5-3		3	1	2	0	1	0	0					
John Patterson, R (1, 1) Lyle Overbay, L (4, PH) 37 Jake Westbrook, R (5, 1) Stephen Randolph, L (5, 1) Carlos Baerza, S (6, PH) Andrew Good, R (7, 1) Rod Barajas, R (8, 2)			0-0 E2 FC5-4		1-2 G6-4-3		0-0 G1-6-3			1	0	0	0	0	0	1					
Inning Stats	R: 0 E: 0 K: 0 S: 10	H: 1 LOB: 1 BB: 1 P: 16	R: 0 E: 0 K: 0 S: 6	H: 0 LOB: 0 BB: 0 P: 11	R: 1 E: 1 K: 0 S: 8	H: 1 LOB: 1 BB: 0 P: 13	R: 1 E: 0 K: 0 S: 9	H: 3 LOB: 2 BB: 1 P: 18	R: 2 E: 0 K: 1 S: 16	H: 3 LOB: 1 BB: 0 P: 22	R: 0 E: 0 K: 0 S: 4	H: 1 LOB: 0 BB: 0 P: 6	R: 1 E: 0 K: 1 S: 11	H: 2 LOB: 1 BB: 0 P: 16	R: 0 E: 0 K: 1 S: 9	H: 0 LOB: 0 BB: 0 P: 13		1B: 9 2B: 2 3B: 1 HR: 0	SF: 2 SAC: 0 DP: 3 HBP: 0	WP: 0 PB: 0 SB: 0 CS: 0	PA: 35
PITCHER	IP WLS BF H R ER SO	IP WLS BF H R ER SO	IP WLS BF H R ER SO	IP WLS BF H R ER SO	IP WLS BF H R ER SO	IP WLS BF H R ER SO	IP WLS BF H R ER SO	IP WLS BF H R ER SO	IP WLS BF H R ER SO	IP WLS BF H R ER SO	IP WLS BF H R ER SO	IP WLS BF H R ER SO	IP WLS BF H R ER SO	IP WLS BF H R ER SO	IP WLS BF H R ER SO	IP WLS BF H R ER SO		ERA WHIP	ERA WHIP		
Brian Anderson, L (1, 1) ERA: 4.88	4.2	23	8	4	3	0	1	0	0	0	0	0	7	10	0.00	0.750					
Terry Mulholland, L (7, 1) ERA: 3.1	0.2	4	2	1	1	0	0	0	0	0	0	0	6	10	13.50	3.000					
Dan Miceli, R (7, 1) ERA: 4.5	0.1	1	0	0	0	1	0	0	0	0	0	0	5	6	0.00	0.000					
Jason Boyd, R (8, 1) ERA: 3.46	1.0	3	0	0	0	1	0	0	0	0	0	0	9	13	0.00	0.000					

Batter	1	2	3	4	5	6	7	8	9	AB	R	H	RBI	BB	SO	LOB	TOP			
Matt Lawton, L OBP: 0.314, SLG: 0.380 (1, 7)	G4-3		G4-3				G6-3		L4	5	0	0	0	0	1	0	Cleveland Indians @ Arizona Diamondbacks Bank One Ballpark, Phoenix, AZ Sun Jun 08 2003, 4:37 PM EDT Att: 42,956 - Dome - 72 F			
Omar Vizquel, S OBP: 0.339, SLG: 0.353 Terry Mulholland, R OBP: 0.295, SLG: 0.329 (5, 1) (8, PH) (8, 3)	F7		G5-3					G4-3		3	0	0	0	0	0	0				
Jody Gerut, L OBP: 0.325, SLG: 0.555 (1, 9)	2B		2B					G5-3 HBP	1B	3	0	2	0	1	1	0				
Milton Bradley, S OBP: 0.439, SLG: 0.509 (1, 8)	K		2B					G5-3 HBP		3	0	1	0	0	1	1				
Ben Broussard, L OBP: 0.350, SLG: 0.500 Dan Miceli, R (8, 1)		WP	F7					G5-3		4	1	1	0	0	1	4				
Casey Blake, R OBP: 0.320, SLG: 0.373 (1, 5)	G1-5-3							F7		3	0	0	0	1	1	1				
Josh Bard, S OBP: 0.275, SLG: 0.323 (1, 2)	L6							G1-3		4	0	1	0	0	0	4				
John McDonald, R OBP: 0.300, SLG: 0.369 (1, 4) (5, 6)								G3		3	1	0	0	1	0	1				
Ricardo Rodriguez, L (1, 1) Brian Tallet, L (2, 1) Zach Sorensen, S OBP: 0.100, SLG: 0.400 (5, PH) (5, 4)	FC6-4							F8		1	0	0	0	0	0	1				
Inning Stats	R: 0 E: 0 K: 1 S: 9	H: 1 LOB: 1 BB: 0 P: 13	R: 1 E: 0 K: 0 S: 11	H: 1 LOB: 1 BB: 1 P: 18	R: 0 E: 0 K: 0 S: 11	H: 1 LOB: 2 BB: 1 P: 18	R: 0 E: 0 K: 1 S: 7	H: 0 LOB: 0 BB: 0 P: 10	R: 0 E: 0 K: 2 S: 10	H: 0 LOB: 0 BB: 0 P: 15	R: 2 E: 0 K: 0 S: 14	H: 2 LOB: 0 BB: 0 P: 18	R: 0 E: 0 K: 0 S: 9	H: 1 LOB: 3 BB: 1 P: 16	R: 0 E: 0 K: 0 S: 5	H: 0 LOB: 0 BB: 0 P: 11		1B: 3 2B: 2 3B: 0 HR: 1	SF: 0 SAC: 0 DP: 0 HBP: 1	WP: 1 PB: 0 SB: 0 CS: 0
PITCHER 17 Brandon Webb, R ERA: 2.2 Mike Myers, L ERA: 5.6	IP	WLS	BF	H	R	ER	SO	BB	IBB	HBP	BLK	WP	HR	S	P	ERA	WHIP			
	7.0	W	28	5	3	2	6	2	0	0	0	1	1	71	105	2.57	1.000			
	2.0		9	1	0	0	0	1	0	1	0	0	0	14	27	0.00	1.000			



Batter	1	2	3	4	5	6	7	8	9	AB	R	H	RBI	BB	SO	LOB	BOTTOM			
Alex Cintron, S OBP: 0.340, SLG: 0.512 (1, 6)	F9		F9							5	2	2	3	0	0	2	Cleveland Indians @ Arizona Diamondbacks Bank One Ballpark, Phoenix, AZ Sun Jun 08 2003, 4:37 PM EDT Att: 42,956 - Dome - 72 F			
Danny Bautista, R OBP: 0.291, SLG: 0.323 (1, 8)	S		F8							4	1	1	0	1	0	2				
Junior Spivey, R OBP: 0.321, SLG: 0.442 (1, 4)	F8									4	1	2	2	1	0	2				
Luis Gonzalez, L OBP: 0.375, SLG: 0.544 Quinton McCracken, S OBP: 0.259, SLG: 0.243 (1, 7) (7, PH) (8, 7)	S		F8							4	1	1	1	0	0	2				
Shea Hillenbrand, R OBP: 0.335, SLG: 0.460 Carlos Baerga, S OBP: 0.352, SLG: 0.471 (1, 5) (3, 5)	S									1	0	1	1	0	0	0				
Lyle Overbay, L OBP: 0.359, SLG: 0.378 (1, 3)	K									4	1	0	0	0	1	3				
Robby Hammock, R OBP: 0.406, SLG: 0.742 (1, 9)										5	3	4	3	0	1	0				
Chad Moeller, R OBP: 0.402, SLG: 0.538 (1, 2)										5	2	3	2	0	1	1				
17 Brandon Webb, R ERA: 2.2 Mark Grace, L OBP: 0.327, SLG: 0.393 Mike Myers, L (8, 1)										3	0	1	0	0	2	3				
Inning Stats	R: 2 E: 0 K: 1 S: 16	H: 3 LOB: 1 BB: 0 P: 24	R: 3 E: 0 K: 1 S: 18	H: 4 LOB: 1 BB: 0 P: 26	R: 3 E: 0 K: 1 S: 13	H: 3 LOB: 1 BB: 0 P: 24	R: 0 E: 0 K: 0 S: 8	H: 1 LOB: 1 BB: 1 P: 14	R: 2 E: 0 K: 0 S: 13	H: 3 LOB: 1 BB: 1 P: 22	R: 1 E: 0 K: 0 S: 7	H: 1 LOB: 1 BB: 0 P: 11	R: 2 E: 0 K: 0 S: 10	H: 3 LOB: 1 BB: 0 P: 15	R: 0 E: 0 K: 2 S: 7	H: 0 LOB: 0 BB: 0 P: 9		1B: 7 2B: 7 3B: 2 HR: 2	SF: 0 SAC: 0 DP: 2 HBP: 2	WP: 0 PB: 0 SB: 2 CS: 0
PITCHER Ricardo Rodriguez, R ERA: 5.47 Brian Tallet, L ERA: 8.1 Terry Mulholland, L ERA: 4.22 Dan Miceli, R ERA: 4.33	IP	WLS	BF	H	R	ER	SO	BB	IBB	HBP	BLK	WP	HR	S	P	ERA	WHIP			
	1.2	L	11	6	5	5	2	0	0	0	0	0	0	30	44	27.00	3.600			
	2.1		13	5	3	3	1	1	0	1	0	0	0	25	44	11.57	2.571			
	3.0		17	7	5	5	0	1	0	1	0	0	1	30	48	15.00	2.667			
	1.0		3	0	0	0	2	0	0	0	0	0	0	7	9	0.00	0.000			



Batter	1	2	3	4	5	6	7	8	9	AB	R	H	RBI	BB	SO	LOB	TOP										
Gary Matthews, S OBP: 0.286, SLG: 0.348	2-3 K	0-0 F7		0-3 K		3-3 K			0-0 G4-3	5	0	0	0	0	3	1	San Diego Padres @ Cleveland Indians Jacobs Field, Cleveland, OH Tue Jun 10 2003, 7:05 PM EDT Att. 19,949 - Overcast - 75 F										
Mark Kotsay, L OBP: 0.354, SLG: 0.333	2-2 2B 1B	1-0 2B		2-2 L4		1-0 G4-3			0-1 G4-3	5	1	2	0	0	1												
Mark Loretta, R OBP: 0.369, SLG: 0.421	0-1 1B 2B	1-1 G4-3			1-1 G5-3			1-1 G6-3		4	1	1	0	0	1												
Rondell White, R OBP: 0.354, SLG: 0.484	0-0 1B 2B 1B		3-2 G6-4-3 1B		3-2 F8			0-1 G6-3		4	1	2	1	0	0												
Brian Buchanan, R OBP: 0.363, SLG: 0.533	0-0 2B 1B	1-3 G4-3 1B	2-2 G6-4-3 1B	1-2 1B	1-0 HR			0-3 K		4	2	3	2	0	1	0											
Xavier Nady, R OBP: 0.333, SLG: 0.444	0-1 G4-3 2B	1-3 3-H	1-1 G6-4-3	1-2 1-2 2-3	0-0 2B			1-3 K		4	0	2	1	0	1	2											
Sean Burroughs, L OBP: 0.348, SLG: 0.414	3-2 G4-3		3-2 G6-3	4-2 FC6-4 BB				1-1 F8		3	0	0	1	1	0	2											
Gary Bennett, R OBP: 0.279, SLG: 0.330	1-1 L6		1-1 G4-3 1B	1-0 FC6-4				0-3 K		4	0	1	0	0	1	3											
Donaldo Mendez, R OBP: 0.375, SLG: 0.286		1-2 F9		0-0 G4-3				2-3 K		3	0	0	0	0	1												
Dave Hansen, L OBP: 0.403, SLG: 0.344			1-2 G4-3	1-2 G5-3						1	0	0	0	0	1	0											
Inning Stats	R: 4 E: 0 K: 1 S: 18	H: 5 LOB: 1 BB: 0 P: 26	R: 0 E: 0 K: 0 S: 9	H: 1 LOB: 1 BB: 0 P: 12	R: 0 E: 0 K: 0 S: 15	H: 2 LOB: 1 BB: 0 P: 24	R: 0 E: 0 K: 1 S: 9	H: 1 LOB: 1 BB: 0 P: 12	R: 1 E: 0 K: 0 S: 10	H: 2 LOB: 2 BB: 1 P: 20	R: 0 E: 0 K: 1 S: 6	H: 0 LOB: 0 BB: 0 P: 10	R: 0 E: 0 K: 1 S: 7	H: 0 LOB: 0 BB: 0 P: 8	R: 0 E: 0 K: 2 S: 8	H: 0 LOB: 0 BB: 0 P: 10	R: 0 E: 0 K: 1 S: 6	H: 0 LOB: 0 BB: 0 P: 8	1B: 6 2B: 4 3B: 0 HR: 1	SF: 0 SAC: 0 DP: 1 HBP: 0	WP: 0 PB: 0 SB: 0 CS: 0	PA: 38					
PITCHER	IP	WLS	BF	H	R	ER	SO	BB	IBB	HBP	BLK	WP	HR	S	P	ERA	WHIP										
Billy Traber, L ERA: 4.75	4.2		25	11	5	5	2	1	0	0	0	0	1	60	92	9.64	2.571										
37 Jake Westbrook, R ERA: 4.52	2.1	W	7	0	0	0	2	0	0	0	0	0	0	14	20	0.00	0.000										
David Riske, R ERA: 2.89	1.0	H	3	0	0	0	2	0	0	0	0	0	0	8	10	0.00	0.000										
Danys Baez, R ERA: 3.9	1.0	S	3	0	0	0	1	0	0	0	0	0	0	6	8	0.00	0.000										
Batter	1	2	3	4	5	6	7	8	9	AB	R	H	RBI	BB	SO	LOB	BOTTOM										
Coco Crisp, S OBP: 0.200, SLG: 0.200	0-2 F8			0-2 F8		0-0 B1-3		1-0 G6-3 1B		5	0	1	1	0	0	1	San Diego Padres @ Cleveland Indians Jacobs Field, Cleveland, OH Tue Jun 10 2003, 7:05 PM EDT Att. 19,949 - Overcast - 75 F										
Omar Vizquel, S OBP: 0.333, SLG: 0.355	4-0 BB 1B BB	3-2 F8 WP SF7 1B		3-2 S BB 1B		0-2 G5-3		1-2 G6-3		4	2	2	0	1	0	2											
Jody Gerut, L OBP: 0.328, SLG: 0.544	1-1 BB E 1B	3-2 F8		4-0 BB BB		3-3 K		1-1 F7		4	1	1	0	1	1	3											
Milton Bradley, S OBP: 0.440, SLG: 0.503	4-0 E 1B BB	4-1 SF7 BB		2-3 K		0-1 F8				2	1	0	0	2	1	2											
Matt Lawton, L OBP: 0.317, SLG: 0.378	4-0 1B E BB	0-1 SF7		4-2 BB		3-3 K				1	1	0	2	2	1	0											
Ben Broussard, L OBP: 0.333, SLG: 0.474	2-1 WP 1B E	3-3 K		0-3 K		1-3 K				4	1	0	1	0	3	6											
Casey Blake, R OBP: 0.328, SLG: 0.378	0-1 WP E 1B		0-0 P2	2-2 CS HBP		0-2 1B 1B				3	2	2	1	0	0	0											
Josh Bard, S OBP: 0.269, SLG: 0.316	2-3 K		2-0 G6-3	3-3 K		0-3 K		0-3 K		4	0	0	0	0	3	4											
Brandon Phillips, R OBP: 0.237, SLG: 0.312	0-1 E7 1B		0-3 K	2-1 G6-3		1-1 G6-3 1B				4	0	2	2	0	1	0											
Inning Stats	R: 6 E: 2 K: 1 S: 17	H: 3 LOB: 3 BB: 3 P: 36	R: 1 E: 0 K: 1 S: 13	H: 1 LOB: 1 BB: 1 P: 26	R: 0 E: 0 K: 1 S: 6	H: 0 LOB: 0 BB: 0 P: 8	R: 0 E: 0 K: 2 S: 15	H: 1 LOB: 2 BB: 2 P: 28	R: 0 E: 0 K: 1 S: 7	H: 0 LOB: 0 BB: 0 P: 14	R: 0 E: 0 K: 1 S: 8	H: 0 LOB: 0 BB: 0 P: 11	R: 0 E: 0 K: 2 S: 8	H: 0 LOB: 0 BB: 0 P: 12	R: 1 E: 0 K: 1 S: 14	H: 3 LOB: 2 BB: 0 P: 18		1B: 8 2B: 1 3B: 0 HR: 0	SF: 1 SAC: 0 DP: 1 HBP: 1	WP: 2 PB: 0 SB: 1 CS: 1	PA: 39						
PITCHER	IP	WLS	BF	H	R	ER	SO	BB	IBB	HBP	BLK	WP	HR	S	P	ERA	WHIP										
Brian Tolberg, R ERA: 6.97	0.1	L	7	3	2	6	3	0	0	0	0	0	0	9	26	81.00	15.000										
Scott Linebrink, R ERA: 3.53	3.1		15	3	1	1	4	2	0	0	0	2	0	37	63	2.70	1.500										
Mike Matthews, L ERA: 4.3	2.1		8	0	0	0	3	1	0	1	0	0	0	20	34	0.00	0.429										
Jay Witasick, R ERA:	1.0		3	0	0	0	2	0	0	0	0	0	0	8	12	0.00	0.000										
Matt Herges, R ERA: 2.53	1.0		6	3	1	1	1	0	0	0	0	0	0	14	18	9.00	3.000										

AB	37
R	5
H	11
RBI	5
BB	1
SO	7
LOB	11



AB	31
R	8
H	8
RBI	7
BB	6
SO	10
LOB	18



Batter	1	2	3	4	5	6	7	8	9	AB	R	H	RBI	BB	SO	LOB	TOP										
Gary Matthews, S (1, 8) OBP: 0.285, SLG: 0.351	G3		P4				P3			4	0	1	0	0	0	2	San Diego Padres @ Cleveland Indians Jacobs Field, Cleveland, OH Wed Jun 11 2008, 7:05 PM EDT Att: 17,427 - Cloudy - 75 F										
Mark Loretta, R (1, 4) OBP: 0.371, SLG: 0.422	1B		1B				G4-3	F8		4	0	2	0	0	0	1											
Rondell White, R (1, 7) OBP: 0.352, SLG: 0.484	F9		F8				K	G4-3 HR		4	1	1	0	0	1	2											
Ryan Klesko, L (1, 3) OBP: 0.368, SLG: 0.497	1B		G4-3				G4-3	G4-3		4	0	1	0	0	0	2											
Brian Buchanan, R (1, 10) OBP: 0.358, SLG: 0.552	F8						K	HR		4	1	1	2	0	2	2											
Xavier Nady, R (1, 9) OBP: 0.328, SLG: 0.436		F9					P3	G4-3		4	0	0	0	0	0	0											
Sean Burroughs, L (1, 5) OBP: 0.350, SLG: 0.415		2B					1B	G4-3		4	0	2	0	0	0	0											
Gary Bennett, R (1, 2) OBP: 0.269, SLG: 0.317	F9						L9	G5-3		4	0	0	0	0	0	2											
Donaldo Mendez, R (1, 6) OBP: 0.455, SLG: 0.500							K	G1		3	0	2	0	0	1	0											
Dave Hansen, L (9, PH) OBP: 0.397, SLG: 0.339	1-H						1B			1	0	0	0	0	0	0											
Inning Stats	R: 0 E: 0 K: 0 S: 13	H: 2 LOB: 2 BB: 0 P: 19	R: 0 E: 0 K: 0 S: 10	H: 2 LOB: 2 BB: 0 P: 19	R: 0 E: 0 K: 0 S: 5	H: 1 LOB: 1 BB: 0 P: 7	R: 0 E: 0 K: 1 S: 7	H: 0 LOB: 0 BB: 0 P: 11	R: 0 E: 0 K: 1 S: 10	H: 1 LOB: 1 BB: 0 P: 15	R: 0 E: 0 K: 2 S: 10	H: 0 LOB: 0 BB: 0 P: 16	R: 0 E: 0 K: 0 S: 13	H: 2 LOB: 2 BB: 0 P: 18	R: 2 E: 0 K: 0 S: 10	H: 2 LOB: 0 BB: 0 P: 15	R: 0 E: 0 K: 0 S: 8	H: 0 LOB: 0 BB: 0 P: 11	1B: 6 2B: 3 HR: 1	SF: 0 SAC: 0 DP: 0 HBP: 0	WP: 0 PB: 0 SB: 0 CS: 0	PA: 36					
PITCHER	IP	WLS	BF	H	R	ER	SO	BB	IBB	HBP	BLK	WP	HR	S	P	ERA	WHIP										
CC Sabathia, L (1, 1) ERA: 3.47	7.2	W	32	10	2	2	4	0	0	0	0	0	1	76	117	2.35	1.304										
David Riske, R (8, 1) ERA: 2.95	0.1	H	1	0	0	0	0	0	0	0	0	0	0	2	3	0.00	0.000										
Danys Baez, R (9, 1) ERA: 3.77	1.0	S	3	0	0	0	0	0	0	0	0	0	0	8	11	0.00	0.000										

AB	36
R	2
H	10
RBI	2
BB	0
SO	4
LOB	11



Batter	1	2	3	4	5	6	7	8	9	AB	R	H	RBI	BB	SO	LOB	BOTTOM										
Coco Crisp, S (1, 10) OBP: 0.111, SLG: 0.111	F8		L8				G1-3			4	0	0	0	0	0	2	San Diego Padres @ Cleveland Indians Jacobs Field, Cleveland, OH Wed Jun 11 2008, 7:05 PM EDT Att: 17,427 - Cloudy - 75 F										
Omar Vizquel, S (1, 6) OBP: 0.332, SLG: 0.351	P5						G4-3	F8		3	1	0	0	1	0	1											
Jody Gerut, L (1, 9) OBP: 0.325, SLG: 0.559	F8						HR	F9		4	1	1	1	0	0	1											
Milton Bradley, S (1, 8) OBP: 0.441, SLG: 0.508							G4-1	K		4	1	2	0	0	1	0											
Matt Lawton, L (1, 7) OBP: 0.317, SLG: 0.374							F9			2	0	0	1	1	0	1											
Ben Broussard, L (1, 3) OBP: 0.345, SLG: 0.474							CS	1B		2	0	1	0	1	0	2											
Casey Blake, R (1, 5) OBP: 0.329, SLG: 0.377							CS	F8		3	0	1	1	0	0	2											
Josh Bard, S (1, 2) OBP: 0.266, SLG: 0.312							G4-3	CI		2	0	0	0	0	0	0											
Brandon Phillips, R (1, 4) OBP: 0.239, SLG: 0.313							B5-3	P6		3	0	1	0	0	0	1											
Inning Stats	R: 0 E: 0 K: 0 S: 6	H: 0 LOB: 0 BB: 0 P: 12	R: 0 E: 0 K: 0 S: 8	H: 1 LOB: 1 BB: 1 P: 15	R: 0 E: 0 K: 0 S: 4	H: 0 LOB: 0 BB: 0 P: 5	R: 2 E: 0 K: 0 S: 11	H: 2 LOB: 2 BB: 2 P: 22	R: 0 E: 0 K: 0 S: 5	H: 1 LOB: 1 BB: 0 P: 7	R: 1 E: 0 K: 0 S: 10	H: 2 LOB: 0 BB: 0 P: 19	R: 0 E: 1 K: 0 S: 11	H: 0 LOB: 1 BB: 0 P: 16	R: 0 E: 0 K: 1 S: 8	H: 0 LOB: 0 BB: 0 P: 12	1B: 4 2B: 2 3B: 0 HR: 1	SF: 0 SAC: 0 DP: 1 HBP: 0	WP: 0 PB: 0 SB: 0 CS: 1	PA: 32							
PITCHER	IP	WLS	BF	H	R	ER	SO	BB	IBB	HBP	BLK	WP	HR	S	P	ERA	WHIP										
Adam Eaton, R (1, 1) ERA: 4.48	8.0	L	31	6	3	3	1	3	0	0	0	0	1	63	108	3.38	1.125										

AB	27
R	3
H	6
RBI	3
BB	3
SO	1
LOB	10



Batter	1	2	3	4	5	6	7	8	9	AB	R	H	RBI	BB	SO	LOB	TOP										
Gary Matthews, S (1, 9) OBP: 0.287, SLG: 0.357	G5-3		F8		E2	P5		F8		5	0	2	2	0	0	3	San Diego Padres @ Cleveland Indians Jacobs Field, Cleveland, OH Thu Jun 12 2003, 7:05 PM EDT Att: 17,983 - Cloudy - 70 F										
Mark Kotsay, L (1, 8) OBP: 0.352, SLG: 0.327	G3			L9	K			F8		3	0	0	0	1	1	2											
Xavier Nady, R (8, PH) OBP: 0.327, SLG: 0.435										1	0	0	0	0	0	1											
Mark Loretta, R (1, 4) OBP: 0.368, SLG: 0.419	G6-3			K	SF9			G5-3		4	0	1	3	0	1	1											
Ryan Klesko, L (1, 3) OBP: 0.369, SLG: 0.511		P2			CS					5	1	2	1	0	2	2											
Sean Burroughs, L (1, 5) OBP: 0.342, SLG: 0.405	F8			FC6-4		F9		F8		5	0	0	0	0	0	1											
Rondell White, R (1, 7) OBP: 0.353, SLG: 0.496	G4-3				HR					5	2	2	1	0	1	0											
Dave Hansen, L (1, 10) ERA: 5.28			G6-3							1	2	0	0	2	0	0											
Brian Buchanan, R (7, PH) OBP: 0.364, SLG: 0.552					1B					0	0	0	0	1	0	0											
Gary Bennett, R (1, 2) OBP: 0.277, SLG: 0.324	G5-3									4	2	2	0	0	0	1											
Donaldo Mendez, R (1, 6) OBP: 0.467, SLG: 0.462						FC6				3	2	1	1	1	1	1											
Inning Stats	R: 0 E: 0 K: 0 S: 12	H: 0 LOB: 0 BB: 0 P: 15	R: 0 E: 0 K: 0 S: 10	H: 0 LOB: 0 BB: 0 P: 14	R: 0 E: 0 K: 0 S: 9	H: 0 LOB: 1 BB: 1 P: 15	R: 0 E: 0 K: 1 S: 9	H: 1 LOB: 1 BB: 0 P: 14	R: 4 E: 1 K: 1 S: 14	H: 4 LOB: 0 BB: 1 P: 20	R: 5 E: 1 K: 1 S: 25	H: 4 LOB: 2 BB: 2 P: 40	R: 0 E: 0 K: 0 S: 10	H: 0 LOB: 1 BB: 1 P: 17	R: 0 E: 0 K: 1 S: 9	H: 1 LOB: 1 BB: 0 P: 14	R: 0 E: 0 K: 2 S: 10	H: 0 LOB: 0 BB: 0 P: 14	1B: 7 2B: 1 3B: 0 HR: 2	SF: 1 SAC: 0 DP: 0 HBP: 0	WP: 0 PB: 0 SB: 0 CS: 1	PA: 43					
PITCHER	IP	WLS	BF	H	R	ER	SO	BB	IBB	HBP	BLK	WP	HR	S	P	ERA	WHIP										
Jason Davis, R (1, 1) ERA: 5.28	5.1	L	25	7	7	5	2	3	0	0	0	0	2	63	96	8.44	1.875										
Dan Miceli, R (6, 1) ERA: 4.26	0.1		5	2	2	0	0	1	0	0	0	0	0	13	19	0.00	9.000										
Terry Mulholland, L (6, 1) ERA: 3.93	2.1		9	1	0	0	2	1	0	0	0	0	0	22	34	0.00	0.857										
Nick Bierbrodt, L (9, 1) ERA: 9.41	1.0		3	0	0	0	2	0	0	0	0	0	0	10	14	0.00	0.000										

Batter	1	2	3	4	5	6	7	8	9	AB	R	H	RBI	BB	SO	LOB	BOTTOM										
Matt Lawton, L (1, 10) OBP: 0.312, SLG: 0.368	K		FC4-2		K			F7		4	0	0	0	0	2	1	San Diego Padres @ Cleveland Indians Jacobs Field, Cleveland, OH Thu Jun 12 2003, 7:05 PM EDT Att: 17,983 - Cloudy - 70 F										
Coco Crisp, S (1, 7) OBP: 0.154, SLG: 0.231	P6		F9		G3-1					4	1	1	0	0	0	1											
Jody Gerut, L (1, 9) OBP: 0.323, SLG: 0.574					L6					4	1	1	1	0	1	1											
Milton Bradley, S (1, 8) OBP: 0.438, SLG: 0.500	G4-3									3	1	0	0	1	1	0											
Ben Broussard, L (1, 3) OBP: 0.356, SLG: 0.519										3	1	2	2	0	0	0											
Shane Spencer, R (8, PH) OBP: 0.299, SLG: 0.333										1	0	1	0	0	0	0											
Casey Blake, R (1, 5) OBP: 0.333, SLG: 0.378										2	0	1	0	1	0	1											
Jhonny Peralta, R (8, 5)										1	0	0	0	0	1	1											
Josh Bard, S (1, 2) OBP: 0.280, SLG: 0.305	F7				P5					4	0	0	0	0	1	2											
John McDonald, R (1, 6) OBP: 0.309, SLG: 0.386										4	0	2	0	0	1	0											
Brandon Phillips, R (1, 4) OBP: 0.235, SLG: 0.308										3	0	0	0	0	1	2											
Inning Stats	R: 1 E: 0 K: 1 S: 10	H: 1 LOB: 0 BB: 0 P: 14	R: 0 E: 0 K: 0 S: 6	H: 1 LOB: 0 BB: 0 P: 8	R: 0 E: 0 K: 0 S: 8	H: 1 LOB: 1 BB: 0 P: 10	R: 2 E: 0 K: 1 S: 18	H: 3 LOB: 2 BB: 1 P: 29	R: 0 E: 0 K: 1 S: 7	H: 0 LOB: 0 BB: 1 P: 11	R: 0 E: 0 K: 0 S: 17	H: 0 LOB: 1 BB: 1 P: 28	R: 0 E: 0 K: 1 S: 7	H: 0 LOB: 0 BB: 0 P: 9	R: 1 E: 0 K: 3 S: 13	H: 2 LOB: 1 BB: 0 P: 19	R: 0 E: 0 K: 1 S: 6	H: 0 LOB: 0 BB: 0 P: 7	1B: 4 2B: 2 3B: 0 HR: 2	SF: 0 SAC: 1 DP: 1 HBP: 0	WP: 1 PB: 0 SB: 2 CS: 0	PA: 36					
PITCHER	IP	WLS	BF	H	R	ER	SO	BB	IBB	HBP	BLK	WP	HR	S	P	ERA	WHIP										
44 Jake Peavy, R (1, 1) ERA: 4.59	5.2	W	24	6	3	3	3	2	0	0	0	0	0	12	17	0.00	0.000										
Luther Hackman, R (6, 1) ERA: 4.09	1.1		4	0	0	0	1	0	0	0	0	0	0	3	4	0.00	0.000										
Jesse Orosco, L (8, 1) ERA: 6.97	0.2		4	2	1	1	2	0	0	0	0	1	0	10	15	13.50	3.000										
Matt Herges, R (8, 1) ERA: 2.51	0.1		1	0	0	0	1	0	0	0	0	0	0	3	4	0.00	0.000										
Rod Beck, R (9, 1) ERA: 4.15	1.0		3	0	0	0	1	0	0	0	0	0	0	6	7	0.00	0.000										

Batter	1	2	3	4	5	6	7	8	9	10	AB	R	H	RBI	BB	SO	LOB	TOP							
Cesar Izturis, S OBP: 0.289, SLG: 0.299 (1, 6)	G4-3		3B			F8	F8		SH1-4		4	0	1	0	0	0	1	Los Angeles Dodgers @ Cleveland Indians Jacobs Field, Cleveland, OH Fri Jun 13 2003, 7:05 PM EDT Att: 23,401 - Cloudy - 68 F							
Paul Lo Duca, R OBP: 0.386, SLG: 0.462 (1, 2)	G4-3		HBP			F9	2B		FC1-2-5		3	0	1	0	1	0	1								
Shawn Green, L OBP: 0.319, SLG: 0.428 (1, 9)	G4-3		F8			E	1B		FC6-4		5	1	2	1	0	0	5								
Brian Jordan, R OBP: 0.362, SLG: 0.399 (1, 7)	K		F8			E9	1B		F8		5	1	0	0	0	1	3								
Fred McGriff, L OBP: 0.315, SLG: 0.427 Mike Kinkade, R OBP: 0.376, SLG: 0.371 (6, 3)	G6-3		G6-4-3			1B	1B		P2		2	0	1	1	1	0	0								
Ron Coomer, R OBP: 0.278, SLG: 0.255 Jason Romano, R OBP: 0.063, SLG: 0.063 (10, PR)	F9		G6-4-3			1B	1B		K		5	0	2	0	0	1	1								
Jolbert Cabrera, R OBP: 0.344, SLG: 0.523 (9, 4)	K		K			1B	G3-1		K		5	0	2	1	0	2	2								
Adrian Beltré, R OBP: 0.271, SLG: 0.335 (1, 5)	L7		L7			2B	2B		K		5	1	1	0	0	1	3								
Alex Cora, L OBP: 0.293, SLG: 0.333 Dave Roberts, L OBP: 0.350, SLG: 0.324 (9, PR)	G6-3		G6-3			F7			SH1-4		4	0	1	0	0	0	1								
Inning Stats	R: 0 E: 0 K: 1 S: 9	H: 1 LOB: 1 BB: 0 P: 15	R: 0 E: 0 K: 1 S: 7	H: 0 LOB: 0 BB: 0 P: 8	R: 0 E: 0 K: 0 S: 11	H: 1 LOB: 2 BB: 0 P: 21	R: 0 E: 0 K: 0 S: 5	H: 0 LOB: 0 BB: 1 P: 10	R: 0 E: 0 K: 1 S: 10	H: 0 LOB: 0 BB: 0 P: 14	R: 2 E: 1 K: 0 S: 10	H: 3 LOB: 2 BB: 0 P: 14	R: 1 E: 0 K: 0 S: 10	H: 2 LOB: 2 BB: 1 P: 18	R: 0 E: 0 K: 2 S: 14	H: 1 LOB: 1 BB: 0 P: 21	R: 0 E: 0 K: 0 S: 7		H: 1 LOB: 2 BB: 0 P: 14	R: 1 E: 0 K: 0 S: 13	H: 2 LOB: 2 BB: 0 P: 19	1B: 5 2B: 5 3B: 1 HR: 0	SF: 0 SAC: 1 DP: 1 HBP: 2	WP: 0 PB: 0 SB: 0 CS: 0	PA: 45
PITCHER	IP	WLS	BF	H	R	ER	SO	BB	IBB	HBP	BLK	WP	HR	S	P	ERA	WHIP								
Brian Anderson, L ERA: 4.46 Jason Boyd, R ERA: 3.92 Dan Miceli, R ERA: 4.18 David Riske, R ERA: 2.73 Danys Baez, R ERA: 3.69	6.0	0.0	25	5	2	0	3	1	0	0	0	0	0	52	82	0.00	1.000								
PITCHER	IP	WLS	BF	H	R	ER	SO	BB	IBB	HBP	BLK	WP	HR	S	P	ERA	WHIP								
37 Jake Westbrook, R ERA: 4.89	1.0	L	6	2	1	1	0	0	0	0	0	0	0	13	19	9.00	2.000								



Batter	1	2	3	4	5	6	7	8	9	10	AB	R	H	RBI	BB	SO	LOB	BOTTOM							
Coco Crisp, S OBP: 0.278, SLG: 0.294 (1, 7)	E3		G6-3			1B	1B		F9		4	2	2	0	1	0	0	Los Angeles Dodgers @ Cleveland Indians Jacobs Field, Cleveland, OH Fri Jun 13 2003, 7:05 PM EDT Att: 23,401 - Cloudy - 68 F							
John McDonald, R OBP: 0.306, SLG: 0.380 Ben Broussard, L OBP: 0.352, SLG: 0.512 (9, 3)	G6-3		K			K	1B		G4-3		4	1	1	0	0	1	2								
Milton Bradley, S OBP: 0.439, SLG: 0.500 (1, 8)	K		K			1B	1B		K		4	0	2	2	0	2	0								
Shane Spencer, R OBP: 0.303, SLG: 0.338 (1, 10)	G6-3		K			K	1B		FC1-6		4	0	2	1	0	1	1								
Jody Gerut, L OBP: 0.313, SLG: 0.556 (1, 9)	L5		K			K	G1-3		FC1-6		4	0	0	0	0	1	3								
Casey Blake, R OBP: 0.332, SLG: 0.372 (9, 5)	K		K			FC6-4	BB		FC1-4		3	0	0	0	1	1	1								
Tim Laker, R OBP: 0.323, SLG: 0.424 Matt Lawton, L OBP: 0.311, SLG: 0.366 (10, PH)	G6-3		G6-3			FC6-4	G5-4-3		CS		3	0	1	0	0	0	1								
Brandon Phillips, R OBP: 0.236, SLG: 0.307 (1, 4)	F7		F7			G5-4-3	G5-4-3		CS		1	0	0	0	0	1	0								
2 Jhonny Peralta, R (9, 6)	K		K			G6-3	FC6-4		K		3	0	0	0	0	1	1								
Josh Bard, S OBP: 0.259, SLG: 0.303 (10, PH)	K		K			G6-3	FC6-4		K		1	0	0	0	0	1	1								
Inning Stats	R: 0 E: 1 K: 1 S: 7	H: 0 LOB: 0 BB: 0 P: 8	R: 0 E: 0 K: 1 S: 9	H: 0 LOB: 0 BB: 0 P: 12	R: 0 E: 0 K: 1 S: 5	H: 0 LOB: 0 BB: 0 P: 7	R: 1 E: 0 K: 3 S: 14	H: 2 LOB: 1 BB: 0 P: 20	R: 0 E: 0 K: 0 S: 3	H: 0 LOB: 0 BB: 1 P: 7	R: 2 E: 0 K: 0 S: 12	H: 4 LOB: 1 BB: 0 P: 18	R: 0 E: 0 K: 0 S: 10	H: 1 LOB: 1 BB: 0 P: 14	R: 0 E: 0 K: 1 S: 8	H: 0 LOB: 0 BB: 0 P: 8	R: 0 E: 0 K: 0 S: 10	H: 1 LOB: 0 BB: 0 P: 17	R: 0 E: 0 K: 3 S: 11	H: 1 LOB: 2 BB: 1 P: 17	1B: 9 2B: 0 3B: 0 HR: 0	SF: 0 SAC: 0 DP: 2 HBP: 0	WP: 0 PB: 0 SB: 3 CS: 1	PA: 39	
PITCHER	IP	WLS	BF	H	R	ER	SO	BB	IBB	HBP	BLK	WP	HR	S	P	ERA	WHIP								
Odalis Perez, L ERA: 4.7 Guillermo Mota, R ERA: 2.16 Paul Quantrill, R ERA: 1.29 Eric Gagne, R ERA: 1.8	6.0	2.0	7	1	0	0	1	0	0	0	0	0	0	18	22	0.00	0.500								
PITCHER	IP	WLS	BF	H	R	ER	SO	BB	IBB	HBP	BLK	WP	HR	S	P	ERA	WHIP								
37 Jake Westbrook, R ERA: 4.89	1.0	L	6	2	1	1	0	0	0	0	0	0	0	13	19	9.00	2.000								



Batter	1	2	3	4	5	6	7	8	9	AB	R	H	RBI	BB	SO	LOB	TOP								
Dave Roberts, L (1, 8) OBP: 0.332, SLG: 0.322	G6-3		BB 2B	FC3-5		K			1B	4	1	1	0	1	1	2	Los Angeles Dodgers @ Cleveland Indians Jacobs Field, Cleveland, OH Sat Jun 14 2003, 3:05 PM EDT Att: 25,426 - Cloudy - 71 F								
Paul Lo Duca, R (1, 3) OBP: 0.382, SLG: 0.461	K		F7	G5-4-3					F8	5	0	1	0	0	1	4									
Shawn Green, L (1, 9) OBP: 0.314, SLG: 0.420	F7		K						G1-3	5	0	0	0	0	1	3									
Brian Jordan, R (1, 10) OBP: 0.374, SLG: 0.410		1B 2B	2B							2	1	2	0	2	0	0									
Mike Kinkade, R (1, 7) OBP: 0.371, SLG: 0.378	L3		2B							4	0	1	1	0	0	3									
Jolbert Cabrera, R (1, 4) OBP: 0.341, SLG: 0.509	K		G1-3							3	1	0	0	0	1	3									
Adrián Beltré, R (1, 5) OBP: 0.275, SLG: 0.339	1B BB									3	1	1	0	1	0	1									
David Ross, R (1, 2) OBP: 0.385, SLG: 0.625	FC6-4 1B		1B 2B							4	1	3	3	0	1	0									
Cesar Izturis, S (1, 6) OBP: 0.289, SLG: 0.298	FC6-4									4	0	1	1	0	1	2									
Inning Stats	R: 0 E: 0 K: 1 S: 6	H: 0 LOB: 0 BB: 0 P: 8	R: 1 E: 0 K: 1 S: 11	H: 2 LOB: 2 BB: 1 P: 18	R: 1 E: 0 K: 1 S: 8	H: 1 LOB: 2 BB: 2 P: 19	R: 1 E: 0 K: 0 S: 10	H: 3 LOB: 1 BB: 0 P: 20	R: 0 E: 0 K: 0 S: 6	H: 0 LOB: 0 BB: 1 P: 11	R: 2 E: 0 K: 2 S: 15	H: 1 LOB: 0 BB: 0 P: 20	R: 0 E: 0 K: 0 S: 6	H: 2 LOB: 1 BB: 0 P: 11	R: 0 E: 0 K: 1 S: 10	H: 0 LOB: 0 BB: 0 P: 15	R: 0 E: 0 K: 0 S: 6	H: 1 LOB: 1 BB: 0 P: 12	1B: 5 2B: 5 3B: 0 HR: 1	SF: 0 SAC: 0 DP: 3 HBP: 1	WP: 0 PB: 0 SB: 1 CS: 0	PA: 39			
PITCHER	IP	WLS	BF	H	R	ER	SO	BB	IBB	HBP	BLK	WP	HR	S	P	ERA	WHIP								
Brian Tallet, L (1, 1) ERA: 6.48	5.0	L	23	6	3	3	3	4	0	0	0	0	0	41	76	5.40	2.000								
Terry Mulholland, L (6, 1) ERA: 3.99	4.0	S	16	4	2	2	3	0	0	1	0	0	1	37	58	4.50	1.000								

Batter	1	2	3	4	5	6	7	8	9	AB	R	H	RBI	BB	SO	LOB	BOTTOM								
Matt Lawton, L (1, 7) OBP: 0.310, SLG: 0.361	E6 SH3		P4						G1-3	3	0	0	0	1	0	0	Los Angeles Dodgers @ Cleveland Indians Jacobs Field, Cleveland, OH Sat Jun 14 2003, 3:05 PM EDT Att: 25,426 - Cloudy - 71 F								
Coco Crisp, S (1, 10) OBP: 0.238, SLG: 0.250	SH3		B1-3						K	3	0	0	0	0	1	1									
Jody Gerut, L (1, 9) OBP: 0.319, SLG: 0.550	L9		G1-3							3	0	1	0	1	0	1									
Milton Bradley, S (1, 8) OBP: 0.436, SLG: 0.511	F9									4	1	1	1	0	2	4									
Ben Broussard, L (1, 3) OBP: 0.358, SLG: 0.518		1B 2B								3	1	1	0	1	1	1									
Casey Blake, R (1, 5) OBP: 0.326, SLG: 0.365	K									4	0	0	0	0	1	2									
Josh Bard, S (1, 2) OBP: 0.289, SLG: 0.309	L5-4 1B									3	0	2	1	1	1	0									
Brandon Phillips, R (1, 4) OBP: 0.236, SLG: 0.305		1B								4	0	1	0	0	0	2									
2 Jhonny Peralta, R (1, 6) OBP: 0.236, SLG: 0.305	L5-4									4	0	0	0	0	2	3									
Inning Stats	R: 0 E: 1 K: 0 S: 9	H: 0 LOB: 1 BB: 0 P: 14	R: 1 E: 0 K: 1 S: 15	H: 3 LOB: 1 BB: 0 P: 21	R: 0 E: 0 K: 0 S: 6	H: 0 LOB: 0 BB: 0 P: 8	R: 1 E: 0 K: 0 S: 10	H: 1 LOB: 1 BB: 1 P: 17	R: 0 E: 0 K: 1 S: 13	H: 1 LOB: 2 BB: 1 P: 22	R: 0 E: 0 K: 1 S: 11	H: 0 LOB: 0 BB: 1 P: 16	R: 0 E: 0 K: 1 S: 12	H: 0 LOB: 0 BB: 0 P: 15	R: 0 E: 0 K: 3 S: 10	H: 0 LOB: 1 BB: 1 P: 17	R: 0 E: 0 K: 1 S: 9	H: 1 LOB: 1 BB: 0 P: 13	1B: 4 2B: 2 3B: 0 HR: 1	SF: 0 SAC: 1 DP: 2 HBP: 0	WP: 0 PB: 0 SB: 0 CS: 0	PA: 36			
PITCHER	IP	WLS	BF	H	R	ER	SO	BB	IBB	HBP	BLK	WP	HR	S	P	ERA	WHIP								
Andy Ashby, R (1, 1) ERA: 5.82	5.0	W	22	5	2	2	2	2	0	0	0	0	0	53	82	3.60	1.400								
Wilson Alvarez, L (6, 1) ERA: 2.0	4.0	S	14	1	0	0	6	2	0	0	0	0	0	42	61	0.00	0.750								



Batter	1	2	3	4	5	6	7	8	9	AB	R	H	RBI	BB	SO	LOB	TOP										
Dave Roberts, L OBP: 0.333, SLG: 0.320 (1, 8)	0-0 S WP 1B		0-2 G3			4-2 1B WP E BB	1-2 L7		1-0 B3	4	2	1	0	1	0	2											
Paul Lo Duca, R OBP: 0.383, SLG: 0.460 (1, 2)	0-3 SAFE K		2-1 G6-3			1-2 F7 E CS 1B	0-1 2B 1B		0-1 F8	5	0	2	0	0	1	1											
Shawn Green, L OBP: 0.315, SLG: 0.421 (1, 9)	4-0 E G1-2-3 BB		3-2 G3-1			0-1 E4 CS	1-1 1-3 2-H 3-H 4-1 2B		0-0 G1-3	4	0	1	3	1	0	1											
Brian Jordan, R OBP: 0.376, SLG: 0.409 (1, 10)	1-2 SAFE 2-H 2H 1B			2-2 G5-3		0-2 F7				3	0	1	1	1	0	2											
Mike Kinkade, R OBP: 0.376, SLG: 0.377 (1, 7) (8, 3)	1-0 E6			0-1 G4-6-3 1B		4-2 HBP				3	0	1	0	0	1	5											
Ron Coomer, R OBP: 0.282, SLG: 0.237 Jason Romano, R OBP: 0.063, SLG: 0.063 (1, 3) (8, 7)	2-1 G1-2-3			0-0 G4-6-3		0-1 G1-3			2-3 K	4	0	0	0	0	1	6											
Adrián Beltré, R OBP: 0.270, SLG: 0.333 (1, 5)		1-0 G6-3			3-2 F8				3-2 G4-3	4	0	0	0	0	1	0											
Jolbert Cabrera, R OBP: 0.346, SLG: 0.500 (1, 4)		1-3 K			0-0 G1-3				4-2 1B 2B BB	2	1	0	0	2	1	0											
Cesar Izturis, S OBP: 0.288, SLG: 0.297 (1, 6)		1-1 G3			0-0 G4-3				2-1 1B 2B 1B	4	1	1	0	0	0	1											
Inning Stats	R: 1 E: 1 K: 1 S: 10	H: 2 LOB: 2 BB: 1 P: 18	R: 0 E: 0 K: 1 S: 6	H: 0 LOB: 0 BB: 0 P: 9	R: 0 E: 0 K: 0 S: 8	H: 0 LOB: 0 BB: 0 P: 13	R: 0 E: 0 K: 0 S: 8	H: 1 LOB: 0 BB: 0 P: 10	R: 0 E: 0 K: 0 S: 7	H: 0 LOB: 0 BB: 0 P: 10	R: 1 E: 1 K: 0 S: 14	H: 1 LOB: 2 BB: 1 P: 23	R: 2 E: 0 K: 1 S: 19	H: 3 LOB: 3 BB: 2 P: 34	R: 0 E: 0 K: 2 S: 11	H: 0 LOB: 1 BB: 1 P: 21	R: 0 E: 0 K: 0 S: 4	H: 0 LOB: 0 BB: 0 P: 5	1B: 6 2B: 1 3B: 0 HR: 0	SF: 0 SAC: 0 DP: 2 HBP: 1	WP: 2 PB: 0 SB: 2 CS: 2	PA: 39					
PITCHER	IP	WLS	BF	H	R	ER	SO	BB	IBB	HBP	BLK	WP	HR	S	P	ERA	WHIP										
Billy Traber, L ERA: 4.57 37 Jake Westbrook, R ERA: 5.13 David Riske, R ERA: 2.67 Dan Miceli, R ERA: 3.9	(1, 1) (6, 1) (7, 1) (8, 1)	5.1 1.0 0.2 2.0	L 5 5 7	22 1 2 0	4 1 2 0	2 2 0 0	2 2 1 2	2 1 0 1	0 0 0 0	0 1 0 0	0 0 0 0	2 0 0 0	0 0 11 15	0 0 12 26	75 22 20 26	3.38 18.00 0.00 0.00	1.125 2.000 4.500 0.500										

Los Angeles Dodgers @ Cleveland Indians
Jacobs Field, Cleveland, OH
Sun Jun 15 2003, 1:05 PM EDT
Att: 26,786 - Sunny - 69 F

AB 33
R 4
H 7
RBI 4
BB 5
SO 5
LOB 18



Batter	1	2	3	4	5	6	7	8	9	AB	R	H	RBI	BB	SO	LOB	BOTTOM										
Matt Lawton, L OBP: 0.309, SLG: 0.359 (1, 9)	0-0 B2-3		2-3 K			3-1 G4-3			2-2 WP 1B 1B	4	0	1	0	0	1	2											
Coco Crisp, S OBP: 0.240, SLG: 0.217 (1, 7)	1-2 G3		2-2 G1-3			0-0 F8			4-2 1B BB	3	0	0	1	1	0	1											
Jody Gerut, L OBP: 0.310, SLG: 0.534 (1, 10)	2-3 K		0-1 F8			1-2 P4			1-1 P3	4	0	0	0	0	1	4											
Milton Bradley, S OBP: 0.437, SLG: 0.508 (1, 8)		3-1 P4			3-3 K				1-1 BB 1B	3	0	1	1	1	1	0											
Ben Broussard, L OBP: 0.354, SLG: 0.506 Zach Sorensen, S (9, PR) OBP: 0.100, SLG: 0.400		3-3 K			1-1 L3				0-1 FC6-4 1B	4	0	1	0	0	1	1											
Casey Blake, R OBP: 0.320, SLG: 0.357 (1, 5)		0-1 E6			1-2 G6-3				1-2 FC6-4 BB	4	0	0	0	0	1	2											
Tim Laker, R OBP: 0.182, SLG: 0.403 Josh Bard, S (9, PH) OBP: 0.273, SLG: 0.309		2-2 G4-3			1-3 K				4-0 BB	3	0	0	0	0	2	2											
Brandon Phillips, R OBP: 0.241, SLG: 0.309 (1, 4)			0-0 2B G1-3 1B			2-0 L5			2-3 K	4	2	2	0	0	1	2											
2 Jhonny Peralta, R OBP: 0.182, SLG: 0.182 Shane Spencer, R (9, PH) OBP: 0.302, SLG: 0.335			2-1 G1-3 1B			3-3 K			1-1 WP 1B 1B	3	1	2	0	0	1	0											
Inning Stats	R: 0 E: 0 K: 1 S: 8	H: 0 LOB: 0 BB: 0 P: 11	R: 0 E: 1 K: 1 S: 10	H: 0 LOB: 1 BB: 0 P: 18	R: 1 E: 0 K: 1 S: 12	H: 2 LOB: 1 BB: 0 P: 18	R: 0 E: 0 K: 1 S: 9	H: 0 LOB: 0 BB: 0 P: 14	R: 0 E: 0 K: 2 S: 10	H: 0 LOB: 0 BB: 0 P: 16	R: 0 E: 0 K: 0 S: 6	H: 0 LOB: 0 BB: 0 P: 10	R: 0 E: 0 K: 2 S: 9	H: 0 LOB: 1 BB: 1 P: 15	R: 2 E: 0 K: 0 S: 12	H: 4 LOB: 2 BB: 1 P: 23	R: 0 E: 0 K: 2 S: 14	H: 1 LOB: 2 BB: 1 P: 23	1B: 7 2B: 0 3B: 0 HR: 0	SF: 0 SAC: 0 DP: 0 HBP: 0	WP: 1 PB: 0 SB: 1 CS: 0	PA: 36					
PITCHER	IP	WLS	BF	H	R	ER	SO	BB	IBB	HBP	BLK	WP	HR	S	P	ERA	WHIP										
Hideo Nomo, R ERA: 2.64 Paul Quantrill, R ERA: 1.93 Tom Martin, L ERA: 2.33 Eric Gagne, R ERA: 1.75	(1, 1) (8, 1) (8, 1) (9, 1)	7.0 0.0 1.0 1.0	W 2 H S	25 2 4 5	1 2 2 1	1 2 0 0	1 2 0 2	0 0 1 1	0 0 0 0	0 0 0 0	0 0 0 0	0 0 1 0	0 3 9 14	0 6 17 23	102 6 17 23	1.29 0.00 0.00 0.00	0.429 0.00 3.000 2.000										

Los Angeles Dodgers @ Cleveland Indians
Jacobs Field, Cleveland, OH
Sun Jun 15 2003, 1:05 PM EDT
Att: 26,786 - Sunny - 69 F

AB 33
R 3
H 7
RBI 2
BB 3
SO 10
LOB 16



Batter	1	2	3	4	5	6	7	8	9	AB	R	H	RBI	BB	SO	LOB	TOP						
Matt Lawton, L OBP: 0.317, SLG: 0.381 (1, 7)	F8		G3-1			F9		3B 1B		4	1	1	0	0	0	0							
Coco Crisp, S OBP: 0.273, SLG: 0.300 (1, 8)	G1-3			G5-3		G3		1-H FC6-2 3B		4	0	1	1	0	0	0							
Jody Gerut, L OBP: 0.311, SLG: 0.518 (1, 9)	K2-3			1B		F8		K		4	0	1	0	0	2	1							
Milton Bradley, S OBP: 0.435, SLG: 0.510 (1, 10)		F8 2B		K		E 1B		FC6-2 S		4	1	2	0	0	1	1							
Ben Broussard, L OBP: 0.346, SLG: 0.526 (1, 3)	F8				K		E8 1B 2B	K		4	1	1	1	0	2	2							
Casey Blake, R OBP: 0.317, SLG: 0.368 (1, 5)	K				K		1B SF7 1B		K	4	1	1	1	0	3	1							
Josh Bard, S OBP: 0.286, SLG: 0.319 (1, 2)	K				1B		1B SF7 1B	FC6-4 1B		4	0	3	0	0	1	1							
Brandon Phillips, R OBP: 0.237, SLG: 0.304 (1, 4)			G4-3		P4		SF7	FC6-4 FC6-4		3	0	0	1	0	0	2							
2 Jhonny Peralta, R OBP: 0.133, SLG: 0.133 (1, 6)			K			K	G5-3	FC6-4		4	0	0	0	0	2	2							
Inning Stats	R: 0 E: 0 K: 1 S: 11	H: 0 LOB: 0 BB: 0 P: 15	R: 0 E: 0 K: 2 S: 9	H: 1 LOB: 1 BB: 0 P: 14	R: 0 E: 0 K: 1 S: 9	H: 0 LOB: 0 BB: 0 P: 10	R: 0 E: 0 K: 1 S: 6	H: 1 LOB: 0 BB: 0 P: 10	R: 0 E: 0 K: 2 S: 8	H: 0 LOB: 0 BB: 0 P: 14	R: 0 E: 0 K: 1 S: 6	H: 0 LOB: 0 BB: 0 P: 9	R: 3 E: 1 K: 0 S: 15	H: 4 LOB: 1 BB: 0 P: 23	R: 1 E: 0 K: 2 S: 13	H: 2 LOB: 1 BB: 0 P: 21	R: 0 E: 0 K: 1 S: 6	H: 1 LOB: 1 BB: 0 P: 11	1B: 7 2B: 2 3B: 1 HR: 0	SF: 1 SAC: 0 DP: 0 HBP: 0	WP: 0 PB: 0 SB: 3 CS: 0	PA: 36	
PITCHER	IP	WLS	BF	H	R	ER	SO	BB	IBB	HBP	BLK	WP	HR	S	P	ERA	WHIP						
38 Jeremy Bonderman, R ERA: 5.28 (1, 1)	6.1	L	25	7	3	3	8	0	0	0	0	0	0	60	90	4.26	1.105						
Chris Spurling, R ERA: 3.77 (7, 1)	0.2		4	2	1	1	0	0	0	0	0	0	0	9	12	13.50	3.000						
Jamie Walker, L ERA: 3.97 (8, 1)	1.0		3	0	0	0	2	0	0	0	0	0	0	8	14	0.00	0.000						
Franklyn German, R ERA: 3.07 (9, 1)	1.0		4	1	0	0	1	0	0	0	0	0	0	6	11	0.00	1.000						

Cleveland Indians @ Detroit Tigers
Comerica Park, Detroit, MI
Wed Jun 18 2003, 7:05 PM EDT
Att: 16,278 - Cloudy - 80 F

AB 35
R 4
H 10
RBI 4
BB 0
SO 11
LOB 10

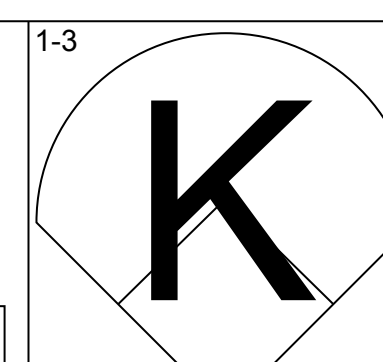
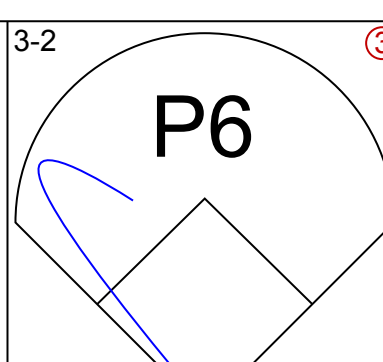
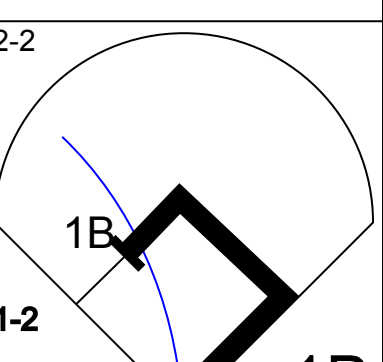
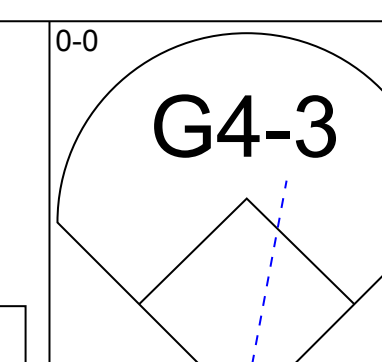
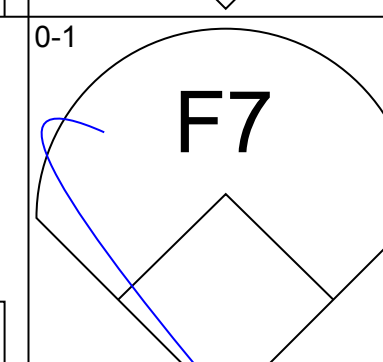
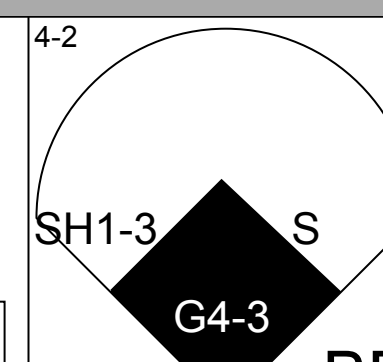
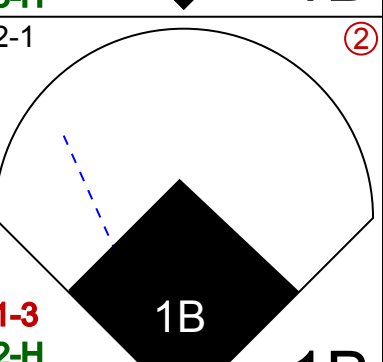
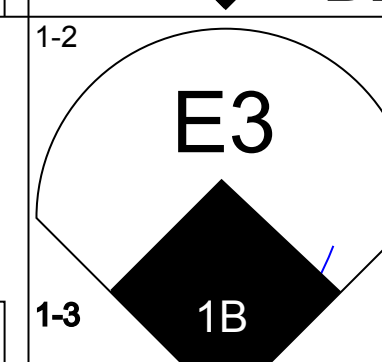
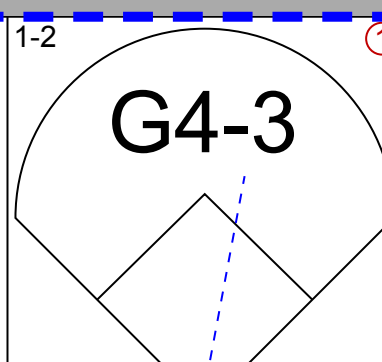
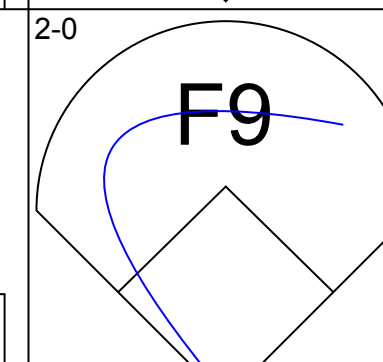
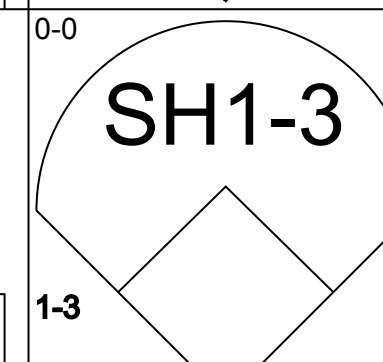
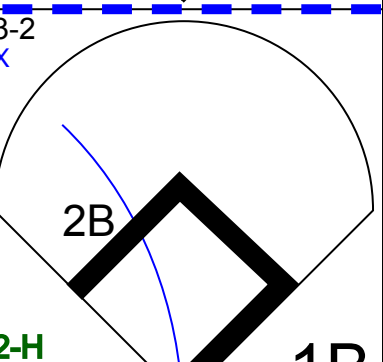
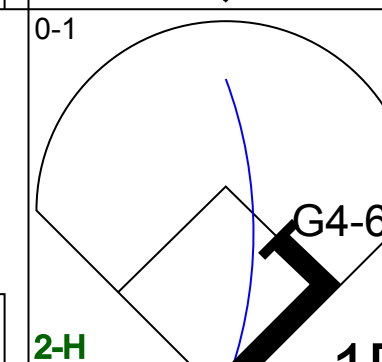

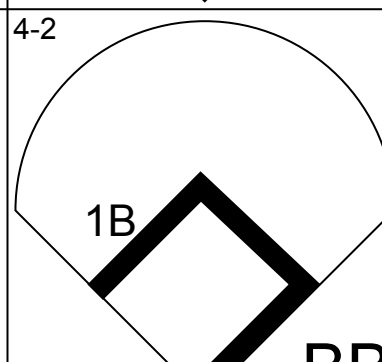
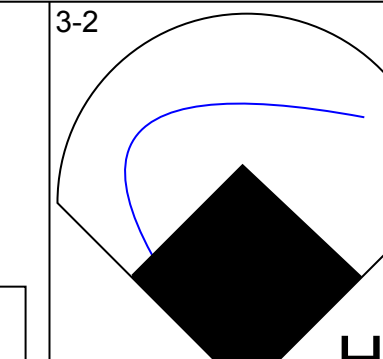
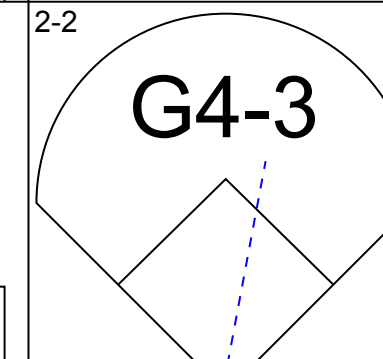
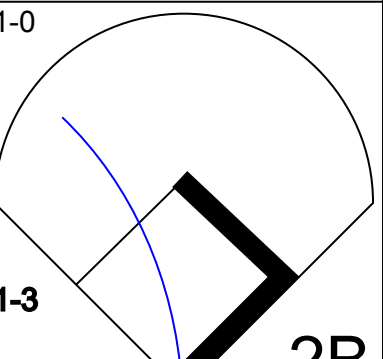
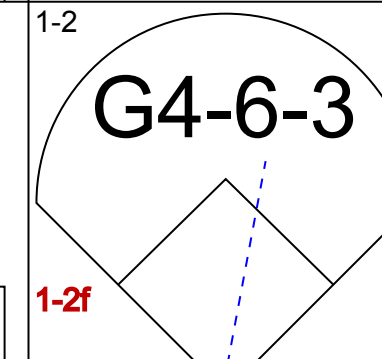

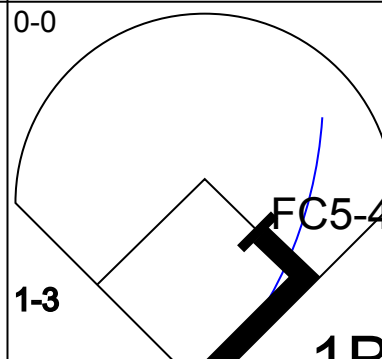
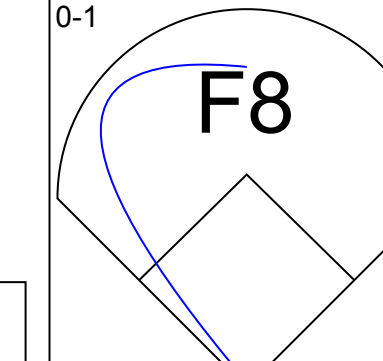
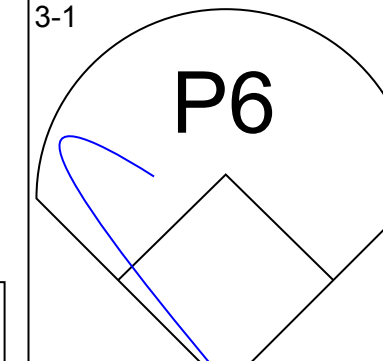
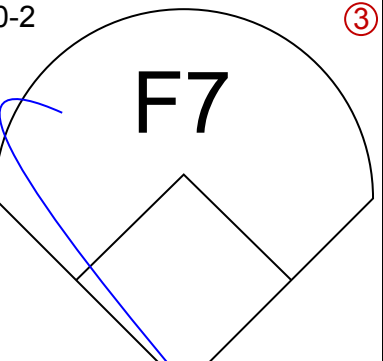
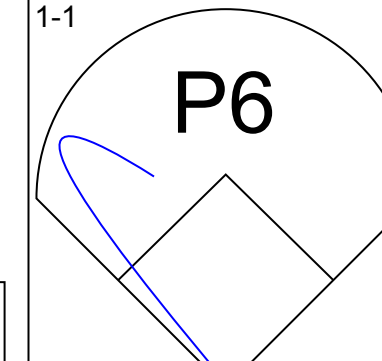
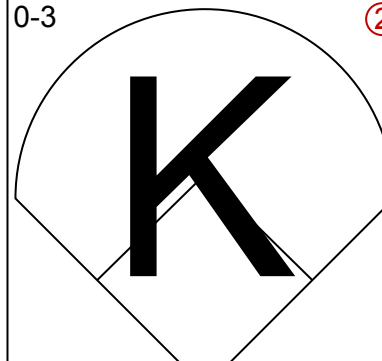
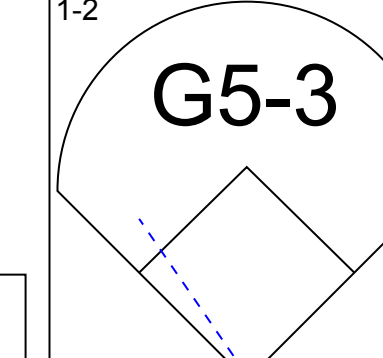
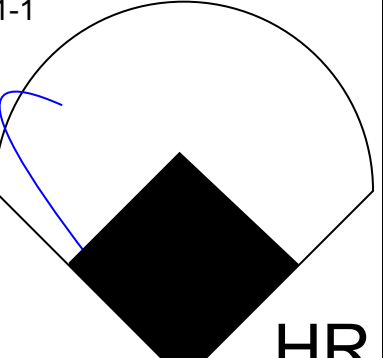
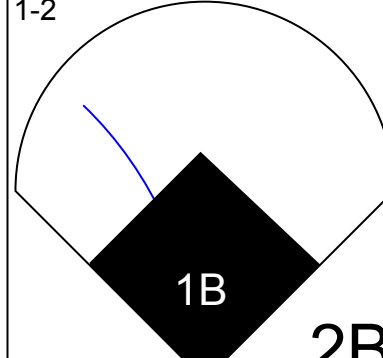
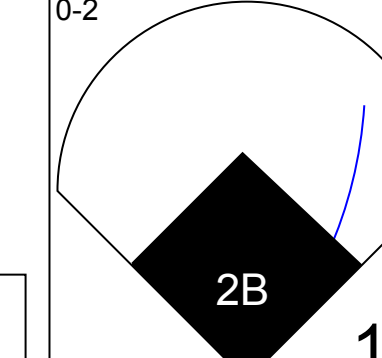
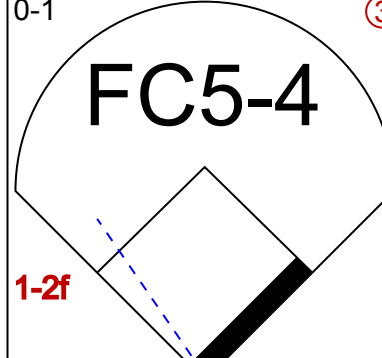
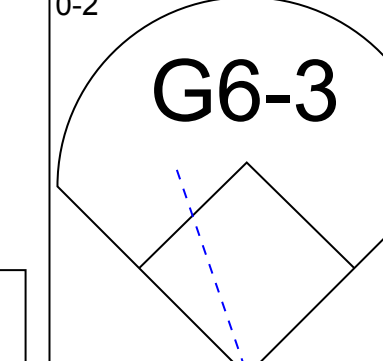
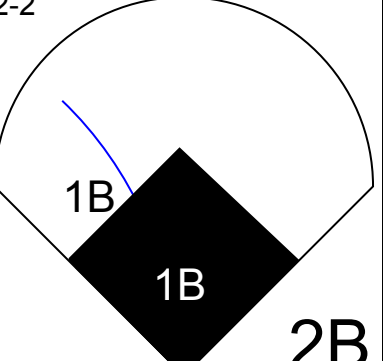
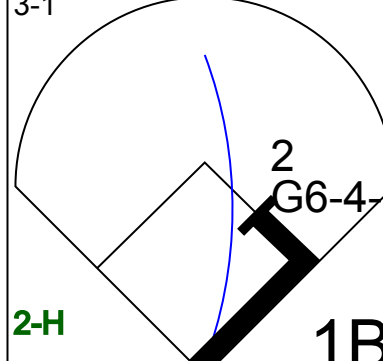
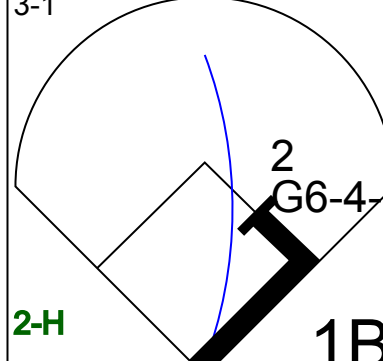
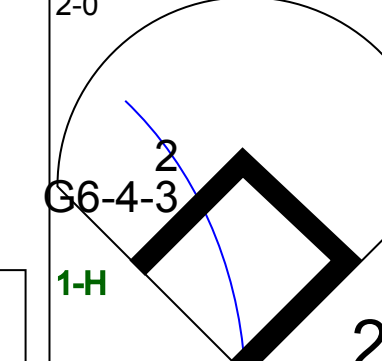
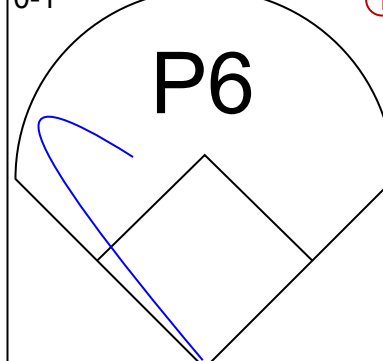
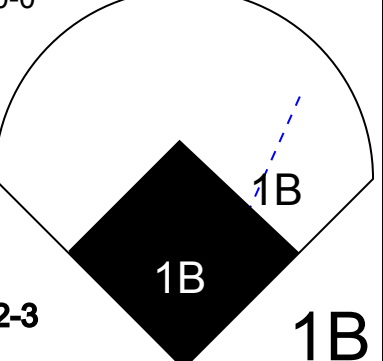
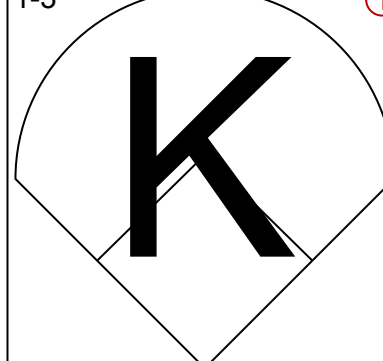
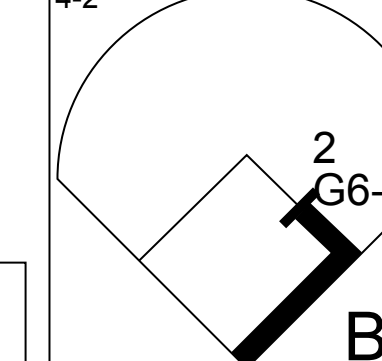

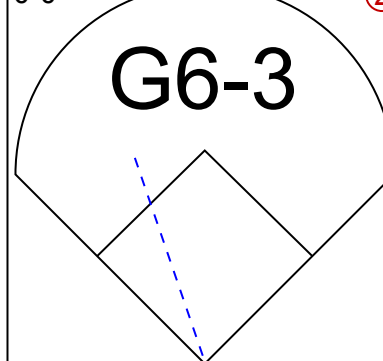
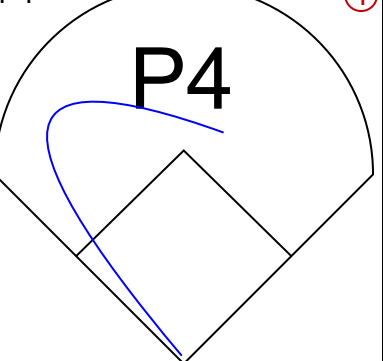
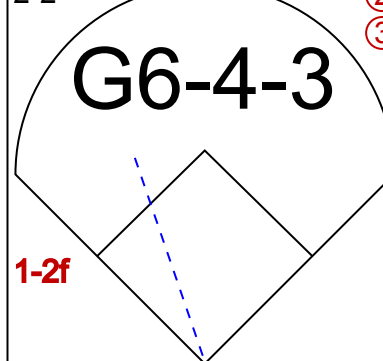
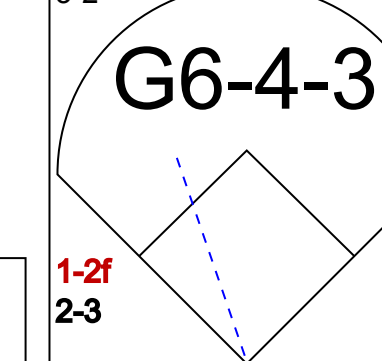


Batter	1	2	3	4	5	6	7	8	9	AB	R	H	RBI	BB	SO	LOB	BOTTOM						
Alex Sanchez, L OBP: 0.296, SLG: 0.336 (1, 8)	G6-3		G5-3		G4-3			G4-3		4	0	0	0	0	0	0							
Warren Morris, L OBP: 0.357, SLG: 0.536 (1, 4)	E1		1B		F7			1B		4	0	2	0	0	0	0							
Bobby Higginson, L OBP: 0.341, SLG: 0.347 (1, 9)	L8		1B		F8			1B		4	0	2	0	0	0	1							
Dmitri Young, S OBP: 0.354, SLG: 0.519 (1, 10)	L5		K		G3-1			G1-3		4	0	0	0	0	1	5							
Kevin Witt, L OBP: 0.325, SLG: 0.432 (1, 3)		F7		L3		F8		G3		4	0	0	0	0	0	0							
Craig Monroe, R OBP: 0.282, SLG: 0.367 (1, 7)		G5-3		F8		P3		G6-3		4	0	0	0	0	0	0							
Eric Munson, L OBP: 0.319, SLG: 0.423 (1, 5)		2B		1B		G4-3		HR		4	1	3	1	0	0	0							
A.J. Hinch, R (1, 2)		G5-3		P4		K		K		4	0	0	0	0	2	2							
20 Omar Infante, R OBP: 0.283, SLG: 0.250 (1, 6)			G6-3		G5-3			G5-3		3	0	0	0	0	0	0							
Inning Stats	R: 0 E: 1 K: 0 S: 9	H: 0 LOB: 1 BB: 0 P: 14	R: 0 E: 0 K: 0 S: 5	H: 1 LOB: 1 BB: 0 P: 9	R: 0 E: 0 K: 1 S: 13	H: 2 LOB: 2 BB: 0 P: 16	R: 0 E: 0 K: 0 S: 11	H: 1 LOB: 1 BB: 0 P: 17	R: 0 E: 0 K: 0 S: 10	H: 0 LOB: 0 BB: 0 P: 17	R: 0 E: 0 K: 0 S: 6	H: 0 LOB: 0 BB: 0 P: 8	R: 0 E: 0 K: 1 S: 7	H: 0 LOB: 0 BB: 0 P: 9	R: 0 E: 0 K: 0 S: 8	H: 2 LOB: 2 BB: 0 P: 9	R: 1 E: 0 K: 1 S: 10	H: 1 LOB: 0 BB: 0 P: 13	1B: 5 2B: 1 3B: 0 HR: 1	SF: 0 SAC: 0 DP: 0 HBP: 0	WP: 0 PB: 0 SB: 0 CS: 0	PA: 35	
PITCHER	IP	WLS	BF	H	R	ER	SO	BB	IBB	HBP	BLK	WP	HR	S	P	ERA	WHIP						
Jason Davis, R ERA: 4.82 (1, 1)	9.0	W	35	7	1	1	3	0	0	0	0	0	1	79	112	1.00	0.778						

Cleveland Indians @ Detroit Tigers
Comerica Park, Detroit, MI
Wed Jun 18 2003, 7:05 PM EDT
Att: 16,278 - Cloudy - 80 F


AB 35
R 1
H 7
RBI 1
BB 0
SO 3
LOB 8

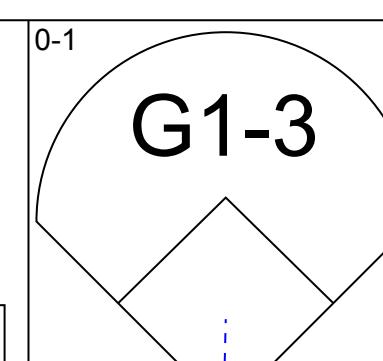
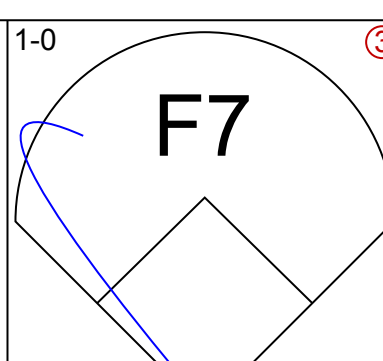
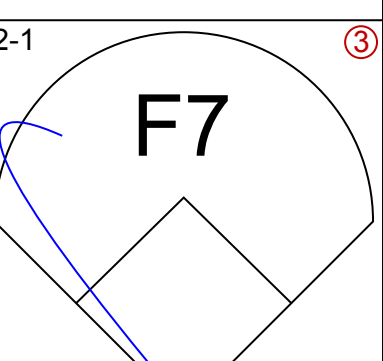
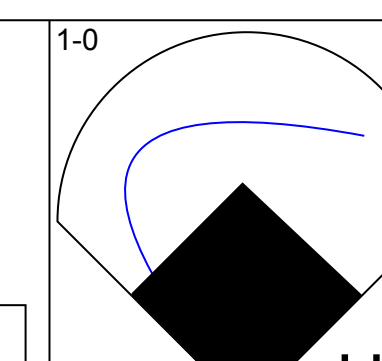
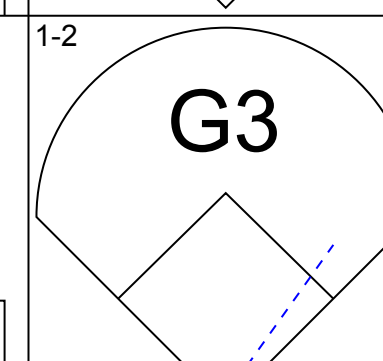
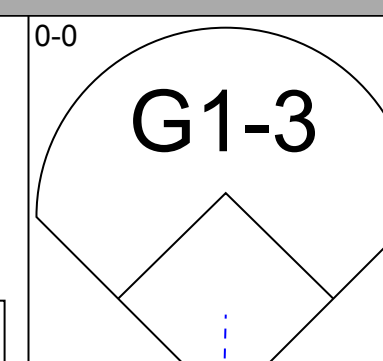
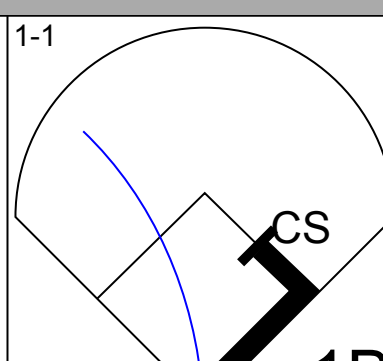
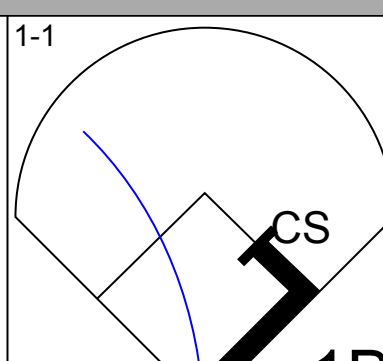
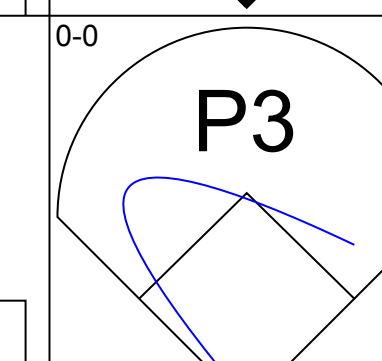

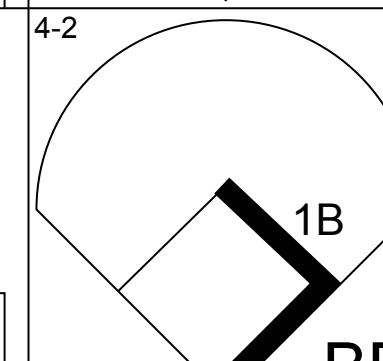

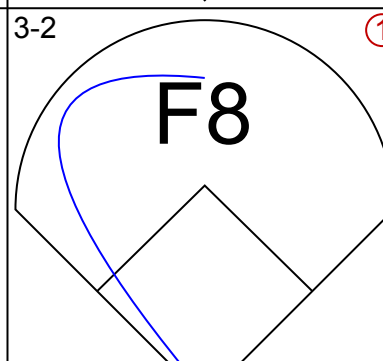
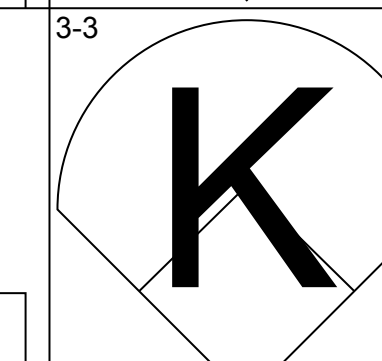
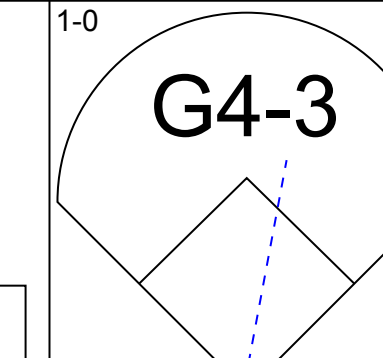
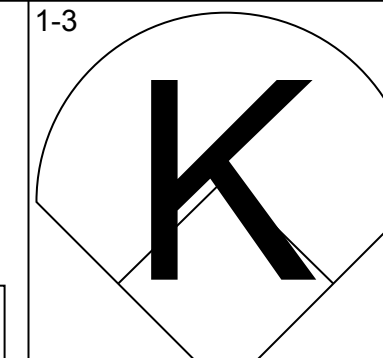
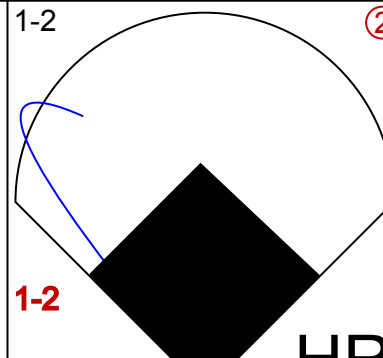
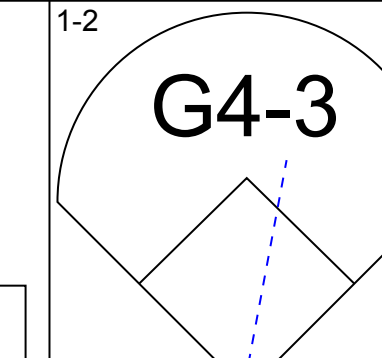
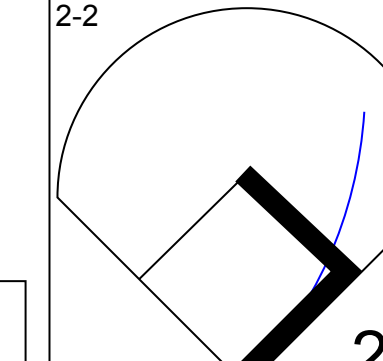
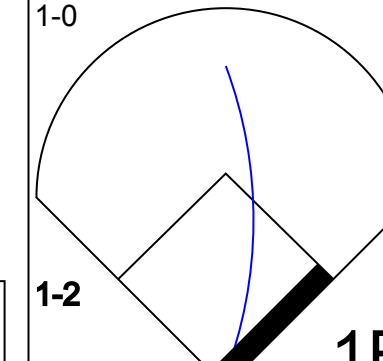
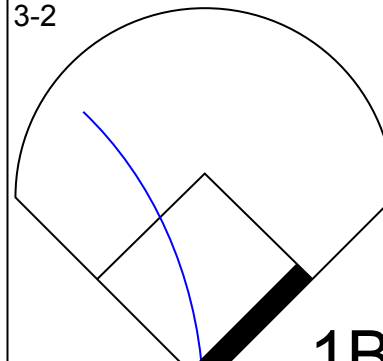

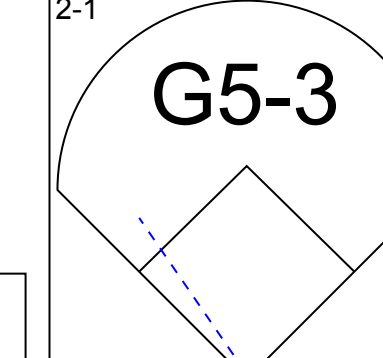
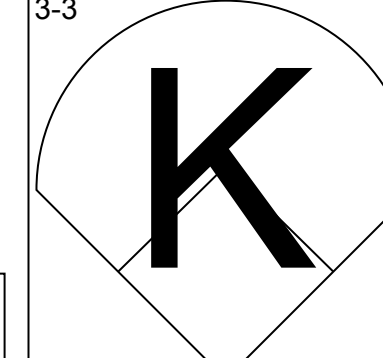
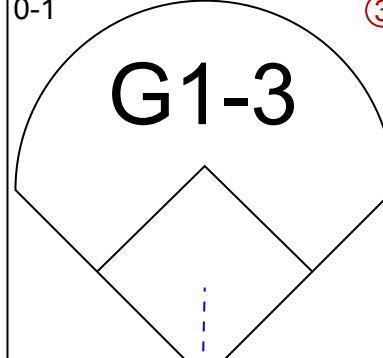

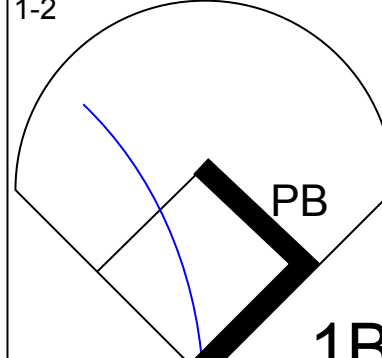
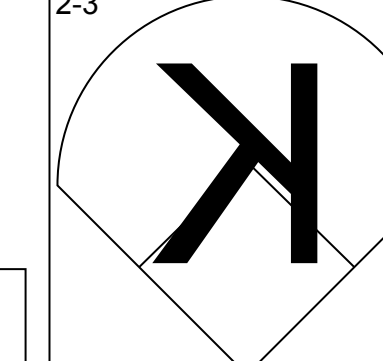
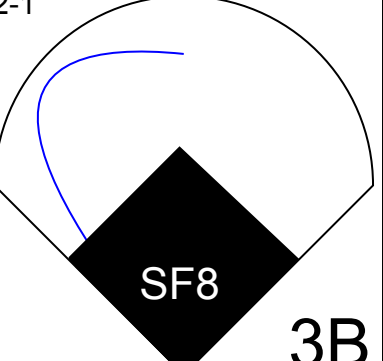

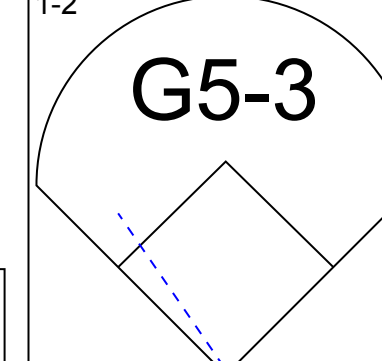
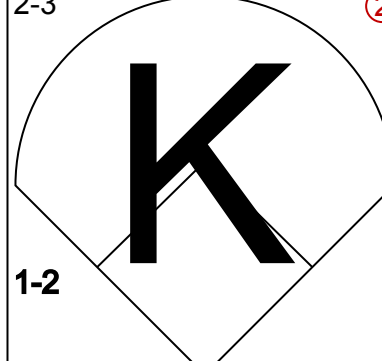
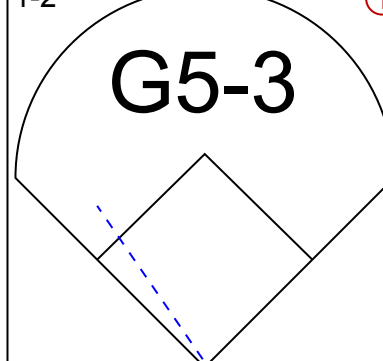
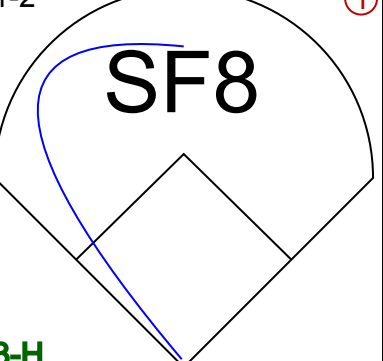
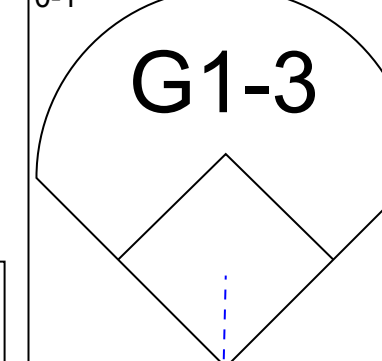
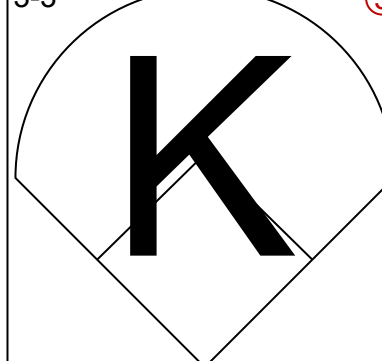
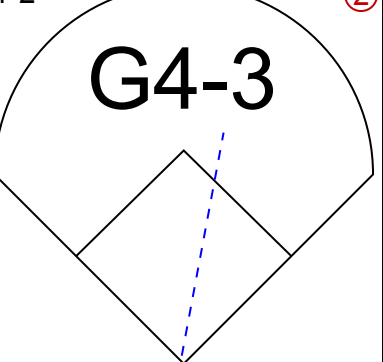
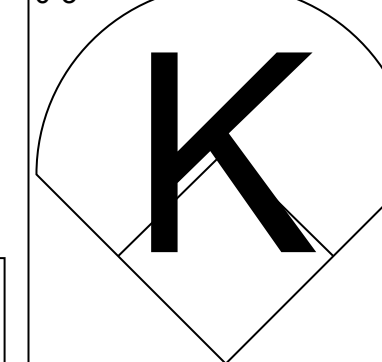
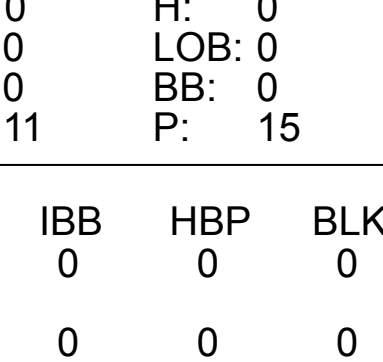


Batter	1	2	3	4	5	6	7	8	9	AB	R	H	RBI	BB	SO	LOB	TOP					
Matt Lawton, L OBP: 0.319, SLG: 0.379 (1, 9)										4	1	1	1	1	1	1						
Coco Crisp, S OBP: 0.289, SLG: 0.294 (1, 7)										4	3	1	1	1	0	1						
Jody Gerut, L OBP: 0.323, SLG: 0.521 (1, 10)										3	0	2	3	1	0	0						
Milton Bradley, S OBP: 0.438, SLG: 0.532 (1, 8)										5	1	3	2	0	0	1						
Ben Broussard, L OBP: 0.330, SLG: 0.500 (1, 3)										5	0	0	0	0	1	4						
Casey Blake, R OBP: 0.323, SLG: 0.392 (1, 5)										5	3	3	1	0	0	2						
Tim Laker, R OBP: 0.333, SLG: 0.455 (1, 2)										4	1	3	2	0	0	0						
Brandon Phillips, R OBP: 0.241, SLG: 0.304 Zach Sorenson, S OBP: 0.100, SLG: 0.400 (1, 4) (8, 4)										3	1	1	0	1	1	1						
2 Jhonny Peralta, R OBP: 0.105, SLG: 0.105 (1, 6)										4	0	0	0	0	0	5						
Inning Stats	R: 0 E: 0 K: 1 S: 6	H: 0 LOB: 0 BB: 0 P: 9	R: 1 E: 0 K: 0 S: 13	H: 1 LOB: 0 BB: 0 P: 17	R: 0 E: 0 K: 0 S: 6	H: 0 LOB: 0 BB: 0 P: 9	R: 1 E: 0 K: 0 S: 8	H: 0 LOB: 2 BB: 1 P: 17	R: 4 E: 0 K: 0 S: 26	H: 7 LOB: 2 BB: 0 P: 37	R: 1 E: 0 K: 1 S: 11	H: 2 LOB: 0 BB: 0 P: 18	R: 2 E: 1 K: 0 S: 10	H: 1 LOB: 0 BB: 1 P: 17	R: 1 E: 0 K: 0 S: 12	H: 2 LOB: 1 BB: 1 P: 21	R: 0 E: 0 K: 1 S: 12	H: 1 LOB: 2 BB: 1 P: 17	1B: 8 2B: 4 3B: 0 HR: 2	SF: 0 SAC: 1 DP: 3 HBP: 0	WP: 0 PB: 0 SB: 1 CS: 0	PA: 42
PITCHER	IP	WLS	BF	H	R	ER	SO	BB	IBB	HBP	BLK	WP	HR	S	P	ERA	WHIP					
34 Nate Cornejo, R ERA: 4.08	(1, 1)	4.2	L	20	6	6	6	1	1	0	0	0	0	2	47	73	11.57	1.500				
Wilfredo Ledezma, L ERA: 3.64	(5, 1)	1.1		7	4	1	1	1	0	0	0	0	0	0	23	34	6.75	3.000				
Gary Knotts, R ERA: 4.76	(7, 1)	2.0		10	3	3	2	0	2	0	0	0	0	0	22	38	9.00	2.500				
Steve Sparks, R ERA: 3.48	(9, 1)	1.0		5	1	0	0	1	1	0	0	0	0	0	12	17	0.00	2.000				

Cleveland Indians @ Detroit Tigers
Comerica Park, Detroit, MI
Thu Jun 19 2003, 1:05 PM EDT
Att: 19,098 - Sunny - 67 F


AB 37
R 10
H 14
RBI 10
BB 4
SO 3
LOB 15



Batter	1	2	3	4	5	6	7	8	9	AB	R	H	RBI	BB	SO	LOB	BOTTOM					
Warren Morris, L OBP: 0.344, SLG: 0.594 (1, 4)										4	1	1	1	0	0	0						
Andres Torres, S OBP: 0.266, SLG: 0.292 (1, 8)										4	0	1	0	0	0	0						
Bobby Higginson, L OBP: 0.339, SLG: 0.343 (1, 10)										3	0	0	0	1	2	1						
Dmitri Young, S OBP: 0.353, SLG: 0.527 (1, 7)										4	1	1	1	0	1	1						
Eric Munson, L OBP: 0.327, SLG: 0.435 (1, 5)										4	0	3	0	0	1	0						
Craig Monroe, R OBP: 0.281, SLG: 0.364 (1, 9)										4	0	1	0	0	1	4						
Shane Halter, R OBP: 0.264, SLG: 0.342 (1, 3)										4	1	1	0	0	2	2						
A.J. Hinch, R (1, 2)										2	0	0	1	0	0	0						
Matt Walbeck, S OBP: 0.093, SLG: 0.111 (9, PH)										1	0	0	0	0	1	1						
20 Omar Infante, R OBP: 0.279, SLG: 0.246 (1, 6)										3	0	0	0	0	1	0						
Inning Stats	R: 0 E: 0 K: 1 S: 8	H: 0 LOB: 0 BB: 0 P: 11	R: 0 E: 0 K: 1 S: 9	H: 1 LOB: 1 BB: 0 P: 16	R: 0 E: 0 K: 0 S: 11	H: 0 LOB: 0 BB: 0 P: 15	R: 0 E: 0 K: 2 S: 13	H: 1 LOB: 2 BB: 1 P: 22	R: 1 E: 0 K: 0 S: 11	H: 1 LOB: 0 BB: 0 P: 17	R: 1 E: 0 K: 0 S: 14	H: 3 LOB: 1 BB: 0 P: 22	R: 0 E: 0 K: 1 S: 9	H: 0 LOB: 0 BB: 0 P: 10	R: 1 E: 0 K: 1 S: 9	H: 1 LOB: 1 BB: 0 P: 14	R: 0 E: 0 K: 3 S: 13	H: 1 LOB: 1 BB: 0 P: 21	1B: 4 2B: 1 3B: 1 HR: 2	SF: 1 SAC: 0 DP: 0 HBP: 0	WP: 0 PB: 1 SB: 0 CS: 1	PA: 35
PITCHER	IP	WLS	BF	H	R	ER	SO	BB	IBB	HBP	BLK	WP	HR	S	P	ERA	WHIP					
Brian Anderson, L ERA: 4.35	(1, 1)	6.0	W	24	6	2	2	4	1	0	0	0	0	1	66	103	3.00	1.167				
Dan Miceli, R ERA: 3.94	(7, 1)	2.0		7	1	1	1	2	0	0	0	0	1	18	24	4.50	0.500					
Nick Bierbrodt, L ERA: 9.16	(9, 1)	1.0		4	1	0	0	3	0	0	0	0	0	13	21	0.00	1.000					

Cleveland Indians @ Detroit Tigers
Comerica Park, Detroit, MI
Thu Jun 19 2003, 1:05 PM EDT
Att: 19,098 - Sunny - 67 F


AB 33
R 3
H 8
RBI 3
BB 1
SO 9
LOB 9



Batter	1	2	3	4	5	6	7	8	9	10	11	12	13	14	15	AB	R	H	RBI	BB	SO	LOB	TOP					
Matt Lawton, L OBP: 0.317, SLG: 0.375 (1, 7)																8	1	2	0	0	2	3						
Casey Blake, R OBP: 0.322, SLG: 0.394 (1, 9)																7	2	2	0	0	0	3						
Jody Gerut, L OBP: 0.316, SLG: 0.610 (8, PH)																3	0	0	1	0	0	2						
Shane Spencer, R OBP: 0.301, SLG: 0.333 (8, 9)																4	0	1	0	0	1	0						
Milton Bradley, S OBP: 0.442, SLG: 0.534 (1, 8)															5	1	3	1	1	0	3							
Ben Broussard, L OBP: 0.336, SLG: 0.505 (1, 3)																7	0	3	1	0	2	3						
Josh Bard, S OBP: 0.286, SLG: 0.318 (2, PPH)																4	0	1	1	0	2	3						
2 Jhonny Peratta, R OBP: 0.165, SLG: 0.105 (8, 2)																0	0	0	0	0	0	0						
Tim Laker, R OBP: 0.319, SLG: 0.435 (8, 2)																3	0	0	0	0	0	5						
John McDonald, R OBP: 0.294, SLG: 0.359 (1, 6)																7	0	2	0	0	1	5						
Brandon Phillips, R OBP: 0.243, SLG: 0.338 (1, 4)																7	0	2	0	0	0	2						
David Ross, R OBP: 0.283, SLG: 0.338 (1, 4)																1	0	0	0	0	0	1						
Inning Stats	R: 2 E: 1 K: 15	H: 3 LOB: 2 BB: 0 P: 25	R: 0 E: 1 K: 8	H: 0 LOB: 1 BB: 0 P: 10	R: 1 E: 0 K: 9	H: 1 LOB: 0 BB: 0 P: 16	R: 0 E: 0 K: 8	H: 1 LOB: 0 BB: 0 P: 13	R: 0 E: 0 K: 6	H: 0 LOB: 0 BB: 0 P: 8	R: 0 E: 0 K: 11	H: 1 LOB: 1 BB: 0 P: 19	R: 0 E: 0 K: 14	H: 2 LOB: 2 BB: 0 P: 28	R: 0 E: 0 K: 13	H: 0 LOB: 0 BB: 0 P: 15	R: 0 E: 0 K: 13	H: 2 LOB: 2 BB: 0 P: 19	R: 0 E: 0 K: 14	H: 2 LOB: 2 BB: 0 P: 18	R: 0 E: 0 K: 9	H: 2 LOB: 2 BB: 0 P: 10	R: 0 E: 0 K: 9	H: 2 LOB: 1 BB: 0 P: 10	1B: 15 2B: 3 3B: 0 HR: 0	SF: 1 SAC: 0 DP: 1 HBP: 0	WP: 0 PB: 0 CS: 0	PA: 64
PITCHER	IP 7.0	WLS 0	BF 29	H 7	R 3	ER 3	SO 5	BB 0	IBB 0	HBP 0	BLK 0	WP 0	HR 0	S 66	P 103	ERA 3.86	WHIP 1.000											
Josh Fogg, R ERA: 4.47	0.2	B	5	2	1	1	1	1	0	0	0	0	0	0	14	25	13.50	4.500										
Scott Sauerbeck, L ERA: 4.65	1.1	4	0	0	1	0	0	0	0	0	0	0	0	13	18	0.00	0.000											
Julian Tavarez, R ERA: 4.71	2.0	9	3	0	0	1	0	0	0	0	0	0	0	24	34	0.00	1.500											
Mike Williams, R ERA: 5.2	4.0	W	17	6	0	0	2	0	0	0	0	0	0	38	48	0.00	1.500											
16 Salomon Torres, R ERA: 4.48																												

Cleveland Indians @ Pittsburgh Pirates
PNC Park, Pittsburgh, PA
Fri Jun 20 2003, 7:05 PM EDT
Att. 26,305 - Cloudy - 59 F

AB 62
R 4
H 18
RBI 4
BB 10
SO 1
LOB 32



Batter	1	2	3	4	5	6	7	8	9	10	11	12	13	14	15	AB	R	H	RBI	BB	SO	LOB	BOTTOM					
Kenny Lofton, L OBP: 0.344, SLG: 0.451 (1, 8)																7	0	1	0	0	2	4						
18 Jason Kendall, R OBP: 0.379, SLG: 0.385 (1, 2)																7	1	2	0	0	0	2						
Brian Giles, L OBP: 0.463, SLG: 0.527 (1, 7)																4	1	1	1	3	1	2						
Aramis Ramirez, R OBP: 0.343, SLG: 0.430 (1, 5)															6	1	1	3	1	1	5							
Reggie Sanders, R OBP: 0.316, SLG: 0.483 (1, 9)															3	0	1	0	0	0	0							
Abraham Nunez, S OBP: 0.297, SLG: 0.225 (8, PH)															1	0	0	0	0	2								
Adam Hyzdu, R OBP: 0.279, SLG: 0.278 (9, 9)															2	0	0	0	1	0	1							
Kevin Young, R OBP: 0.310, SLG: 0.351 (8, PH)															3	1	1	1	1	1	3							
Randall Simon, L OBP: 0.307, SLG: 0.428 (9, 3)																												
2 Jack Wilson, R OBP: 0.301, SLG: 0.372 (1, 6)															6	0	1	0	0	0	4							
Jeff Rebutel, R OBP: 0.411, SLG: 0.383 (1, 4)																5	1	1	0	1	0	3						
Josh Fogg, R ERA: 4.47	1.1	6	0	0	0	1	2	0	0	0	0	0	0	8	19	0.00	1.500											
Jason Boyd, R ERA: 3.52	0.2	2	0	0	0	1	0	0	0	0	0	0	0	5	8	0.00	0.000											
David Riske, R ERA: 2.81	1.0	3	0	0	0	1	0	0	0	0	0	0	0	9	14	0.00	0.000											
37 Jake Westbrook, R ERA: 5.04	1.0	3	0	0	0	1	0	0	0	0	0	0	0	9	14	0.00	0.000											
Dan Miceli, R ERA: 3.82																												
Inning Stats	R: 0 E: 1 K: 11	H: 1 LOB: 1 BB: 0 P: 17	R: 0 E: 0 K: 5	H: 0 LOB: 0 BB: 0 P: 9	R: 4 E: 1 K: 22	H: 4 LOB: 1 BB: 0 P: 28	R: 0 E: 0 K: 5	H: 0 LOB: 0 BB: 0 P: 8	R: 0 E: 0 K: 7	H: 0 LOB: 0 BB: 0 P: 15	R: 0 E: 0 K: 9	H: 2 LOB: 2 BB: 0 P: 12	R: 0 E: 0 K: 14	H: 0 LOB: 0 BB: 0 P: 18	R: 0 E: 0 K: 11	H: 0 LOB: 0 BB: 0 P: 14	R: 0 E: 0 K: 13	H: 1 LOB: 1 BB: 1 P: 7	R: 0 E: 0 K: 14	H: 3 LOB: 3 BB: 1 P: 21	R: 0 E: 0 K: 5	H: 1 LOB: 1 BB: 0 P: 13	R: 1 E: 0 K: 1	H: 1 LOB: 0 BB: 0 P: 2	1B: 4 2B: 4 3B: 1 HR: 2	SF: 0 SAC: 1 DP: 2 HBP: 0	WP: 0 PB: 0 CS: 1	PA: 60
PITCHER	IP 6.0	WLS 0	BF 26	H 7	R 4	ER 0	SO 2	BB 0	IBB 0	HBP 0	BLK 0	WP 0	HR 0	S 59	P 89	ERA 0.00	WHIP 1.167											
Brian Tallet, L ERA: 3.77	1.1	6	0	0	0	1	2	0	0	0	0	0	0	8	19	0.00	1.500											
Terry Mulholland, L ERA: 3.7	1.0	L	3	1	1	1	0	0	0	0	0	0	0	4	2	0.00	2.000											
Danny Baez, R ERA: 3.71	14.1	1	0	0	0	0	0	0	0	0	0	0	0	1	4	8	9.00	1.000										

Cleveland Indians @ Pittsburgh Pirates
PNC Park, Pittsburgh, PA
Fri Jun 20 2003, 7:05 PM EDT
Att. 26,305 - Cloudy - 59 F

AB 51
R 5
H 10
RBI 5
BB 8
SO 6
LOB 27



Batter	1	2	3	4	5	6	7	8	9	10	11	12	13	14	15	AB	R	H	RBI	BB	SO	LOB	TOP					
Coco Crisp, S OBP: 0.333, SLG: 0.350 (1, 7)																5	2	3	0	1	0	2						
Casey Blake, R OBP: 0.323, SLG: 0.389 (1, 9)																5	2	1	0	1	0	7						
Dan Miceli, R (13, 1)																0	0	0	0	0	0	0						
Jody Gerut, L OBP: 0.321, SLG: 0.517 (1, 9)																4	2	2	2	0	2	0						
David Riske, R (7, 1)																0	0	0	0	0	0	0						
Shane Spencer, R OBP: 0.290, SLG: 0.331 (9, PH)																1	0	0	0	0	0	1						
Danys Baez, R (9, 1)																0	0	0	0	0	0	0						
Zach Sorenson, S OBP: 0.154, SLG: 0.385 (10, 4)																2	0	0	0	0	2	1						
Milton Bradley, S OBP: 0.445, SLG: 0.537 (1, 8)																6	0	3	3	1	2	0						
Ben Broussard, L OBP: 0.325, SLG: 0.478 (1, 3)																6	0	0	0	1	1	3						
Josh Bard, S OBP: 0.281, SLG: 0.313 (1, 2)																6	0	1	1	0	0	0						
John McDonald, R OBP: 0.296, SLG: 0.352 (1, 6)																5	0	1	0	1	0	2						
Brandon Phillips, R OBP: 0.342, SLG: 0.395 (1, 4)																5	0	1	0	0	1	3						
37 Jake Westbrook, R OBP: 0.143, SLG: 0.100 (13, PH)																0	0	0	0	0	0	0						
2 Johnny Peralta, R OBP: 0.143, SLG: 0.100 (13, 9)																1	0	0	0	1	0	1						
Billy Traber, L (1, 1)																3	0	0	0	0	2	2						
Jason Boyd, R (7, 1)																0	0	0	0	0	0	0						
Matt Lawton, L OBP: 0.321, SLG: 0.373 (7, 9)																1	0	0	0	2	0	1						
Inning Stats	R: 3 E: 0 K: 1 S: 21	H: 3 LOB: 2 BB: 2 P: 37	R: 0 E: 0 K: 1 S: 8	H: 1 LOB: 0 BB: 0 P: 12	R: 0 E: 0 K: 1 S: 8	H: 0 LOB: 0 BB: 0 P: 18	R: 0 E: 0 K: 0 S: 7	H: 0 LOB: 0 BB: 0 P: 12	R: 2 E: 0 K: 0 S: 17	H: 3 LOB: 1 BB: 0 P: 22	R: 0 E: 0 K: 3 S: 10	H: 0 LOB: 0 BB: 0 P: 17	R: 0 E: 0 K: 0 S: 6	H: 1 LOB: 1 BB: 0 P: 10	R: 0 E: 0 K: 1 S: 7	H: 0 LOB: 0 BB: 0 P: 19	R: 0 E: 0 K: 0 S: 7	H: 0 LOB: 0 BB: 0 P: 11	R: 0 E: 0 K: 2 S: 11	H: 0 LOB: 2 BB: 2 P: 18	R: 0 E: 0 K: 2 S: 11	H: 0 LOB: 0 BB: 0 P: 17	R: 0 E: 0 K: 0 S: 7	H: 1 LOB: 0 BB: 0 P: 9	1B: 9 2B: 3 3B: 0 HR: 0	SF: 1 SAC: 3 DP: 1 HBP: 0	WP: 1 PB: 1 CS: 2	PA: 64
PITCHER	IP 5.0	WLS 23	BF 7	H 7	R 5	ER 5	SO 3	BB 3	IBB 0	HBP 0	BLK 0	WP 1	HR 0	S 61	P 101	ERA 9.00	WHIP 2.000											
Kris Benson, R ERA: 5.23											Scott Sauerbeck, L ERA: 4.7																	
Brian Boehringer, R ERA: 4.95											Joe Beigel, L ERA: 2.52																	
Mike Williams, R ERA: 5.31											Julian Tavarez, R ERA: 4.01																	

Cleveland Indians @ Pittsburgh Pirates
PNC Park, Pittsburgh, PA
Sat Jun 21 2003, 7:05 PM EDT
Att. 36,856 - Overcast - 65 F

livebaseballscorecards.com

AB 50
R 6
H 12
RBI 6
BB 8
SO 10
LOB 23

Batter	1	2	3	4	5	6	7	8	9	10	11	12	13	14	15	AB	R	H	RBI	BB	SO	LOB	BOTTOM									
Kenny Lofton, L OBP: 0.341, SLG: 0.446 (1, 8)																7	1	1	0	1	0	6										
1B Jason Kendall, R OBP: 0.377, SLG: 0.379 (1, 2)																7	0	1	2	1	2	2										
Brian Giles, L OBP: 0.497, SLG: 0.517 (1, 7)																7	0	2	1	0	2	1										
Aramis Ramirez, R OBP: 0.345, SLG: 0.448 (1, 5)																7	2	3	1	0	2	3										
Reggie Sanders, R OBP: 0.315, SLG: 0.472 (1, 9)																7	1	2	1	0	1	2										
Kevin Young, R OBP: 0.319, SLG: 0.342 (1, 3)																2	0	0	0	2	1	0										
Matt Stearns, L OBP: 0.325, SLG: 0.387 (10, 1)																1	0	0	0	0	0	1										
Julian Tavarez, R (10, 1)																1	0	0	0	0	0	1										
16 Salomon Torres, R (14, PH)																1	0	0	0	0	0	1										
Scott Sauerbeck, R (15, 1)																0	0	0	0	0	0	0										
2 Jack Wilson, R OBP: 0.297, SLG: 0.368 (1, 8)																3	0	0	0	0	1	1										
Joe Beigel, L (7, 1)																1	0	0	0	0	0	0										
Mike Williams, R (9, 1)																2	0	1	0	0	1	2										
Craig Wilson, R OBP: 0.345, SLG: 0.412 (10, 3)																0	0	0	0	0	0	0										
Jeff Reboulet, R OBP: 0.418, SLG: 0.394 (1, 4)																6	1	3	0	0	2	1										
Kris Benson, R (1, 1)																1	0	0	0	0	1	1										
Adam Hyzdu, R OBP: 0.296, SLG: 0.324 (5, PH)																1	1	1	0	0	0	0										
Brian Boehringer, S (8, 1)																0	0	0	0	0	0	0										
Abraham Nunez, S OBP: 0.272, SLG: 0.248 (7, 6)																5	1	2	0	0	1	4										
Inning Stats	R: 1 E: 0 K: 0 S: 7	H: 2 LOB: 1 BB: 0 P: 12	R: 0 E: 0 K: 1 S: 11	H: 1 LOB: 1 BB: 0 P: 14	R: 0 E: 0 K: 1 S: 6	H: 0 LOB: 0 BB: 0 P: 10	R: 0 E: 0 K: 2 S: 13	H: 0 LOB: 1 BB: 1 P: 19	R: 1 E: 0 K: 1 S: 14	H: 2 LOB: 2 BB: 0 P: 21	R: 0 E: 0 K: 0 S: 10	H: 1 LOB: 0 BB: 0 P: 14	R: 1 E: 0 K: 1 S: 15	H: 2 LOB: 2 BB: 1 P: 28	R: 0 E: 0 K: 1 S: 12	H: 1 LOB: 1 BB: 0 P: 18	R: 2 E: 0 K: 1 S: 18	H: 1 LOB: 2 BB: 0 P: 22	R: 0 E: 0 K: 1 S: 8	H: 2 LOB: 1 BB: 0 P: 15	R: 0 E: 0 K: 0 S: 4	H: 0 LOB: 1 BB: 0 P: 8	R: 0 E: 0 K: 0 S: 9	H: 0 LOB: 0 BB: 0 P: 13	R: 0 E: 0 K: 0 S: 6	H: 1 LOB: 1 BB: 0 P: 10	R: 1 E: 0 K: 0 S: 4	H: 1 LOB: 1 BB: 0 P: 12	1B: 9 2B: 4 3B: 1 HR: 2	SF: 0 SAC: 1 DP: 1 HBP: 1	WP: 2 PB: 0 CS: 0	PA: 65
PITCHER	IP 6.0	WLS 25	BF 25	H 6	R 3	ER 3	SO 6	BB 3	IBB 0	HBP 0	BLK 0	WP 0	HR 0	S 61	P 90	ERA 4.50	WHIP 1.167															
Billy Traber, L ERA: 4.56											Dan Miceli, R ERA: 3.86																					
Jason Boyd, R ERA: 3.6											David Riske, R ERA: 2.97																					
Danys Baez, R ERA: 3.6											37 Jake Westbrook, R ERA: 4.78																					

Cleveland Indians @ Pittsburgh Pirates
PNC Park, Pittsburgh, PA
Sat Jun 21 2003, 7:05 PM EDT
Att. 36,856 - Overcast - 65 F

livebaseballscorecards.com

AB 59
R 7
H 16
RBI 5
BB 4
SO 14
LOB 26

Batter	1	2	3	4	5	6	7	8	9	AB	R	H	RBI	BB	SO	LOB	TOP					
Matt Lawton, L (1, 7) Jason Boyd, R (7, 1) Danys Baez, R (9, 1)	G1-6-3 1B	SF8 BB			G3	1B BB	G6-3			3	1	2	2	0	1		Cleveland Indians @ Pittsburgh Pirates PNC Park, Pittsburgh, PA Sun Jun 22 2003, 1:35 PM EDT Att: 37,803 - Sunny - 76 F					
Casey Blake, R (1, 5) Jody Gerut, L (1, 9)	G1-6-3 1B	SF8			1B 2B	SF7		2B		3	1	3	2	0	0							
Milton Bradley, S (1, 8)	L4				1B IBB	1B		K		4	0	1	0	1	1	5						
Ben Broussard, L (1, 3)		1B 2B 1B			F7	F9		F7		5	1	2	1	0	0	4						
Tim Laker, R (1, 2)	1B BB 1B	1B			F8	G2-3		P4		5	1	1	0	0	0	6						
Brandon Phillips, R (1, 4)	BB 2B SF8 1B				F7	1B BB 2B		G5-3		5	2	2	0	0	0	0						
2 Jhonny Peralta, R (1, 6)	SF8 BB 1B				F8	BB 1B SF7 BB		F8		4	1	2	1	1	0	0						
CC Sabathia, L (1, 1) Coco Crisp, S (7, PH)	K				G1-3	1B BB 1B		G5-3		3	1	1	0	0	1	3						
Inning Stats	R: 0 E: 0 K: 0 S: 10	H: 2 LOB: 1 BB: 0 P: 14	R: 3 E: 0 K: 2 S: 24	H: 4 LOB: 2 BB: 1 P: 38	R: 0 E: 0 K: 1 S: 8	H: 0 LOB: 0 BB: 0 P: 14	R: 0 E: 0 K: 0 S: 7	H: 0 LOB: 0 BB: 0 P: 10	R: 1 E: 0 K: 0 S: 10	H: 2 LOB: 2 BB: 1 P: 16	R: 4 E: 0 K: 0 S: 14	H: 4 LOB: 2 BB: 2 P: 24	R: 0 E: 0 K: 1 S: 14	H: 1 LOB: 1 BB: 0 P: 11	R: 0 E: 0 K: 1 S: 14	H: 1 LOB: 2 BB: 1 P: 24	R: 0 E: 0 K: 1 S: 7	H: 0 LOB: 0 BB: 0 P: 11	1B: 11 2B: 3 3B: 0 HR: 0	SF: 2 SAC: 0 DP: 1 HBP: 0	WP: 0 PB: 0 SB: 0 CS: 0	PA: 45
PITCHER	IP WLS BF H R ER SO BB IBB HBP BLK WP HR S P ERA WHIP																					
Ryan Vogelsong, R (1, 1) Joe Beimel, L (6, 1) Brian Boehringer, R (7, 1) 16 Salomon Torres, R (9, 1)	5.0 L 27 10 7 7 3 2 1 0 0 0 0 0 64 101 12.60 2.400																					

AB	38
R	8
H	14
RBI	8
BB	5
SO	5
LOB	23



Batter	1	2	3	4	5	6	7	8	9	AB	R	H	RBI	BB	SO	LOB	BOTTOM					
2 Jack Wilson, R (1, 6) Jeff Reboulet, R (1, 4)	P5	G4-3 BB			G5-3	B1-3		K		4	0	0	0	1	1	2	Cleveland Indians @ Pittsburgh Pirates PNC Park, Pittsburgh, PA Sun Jun 22 2003, 1:35 PM EDT Att: 37,803 - Sunny - 76 F					
Brian Giles, L (1, 7)	F9	G4-3			G4-3	L6		G4-3		5	0	0	0	0	0	4						
Aramis Ramirez, R (1, 5)	1B BB	F7			FC5-4 BB	K		F8		3	1	0	0	2	1	3						
Reggie Sanders, R (1, 9)	1B 1B	F7			BB	F7		F8		4	1	2	0	1	1	1						
Craig Wilson, R (1, 2)	1B 1B	1B			F7	FC5-4 1B		F8		5	0	1	1	0	1	3						
Kevin Young, R (1, 3)	K	1B			F8	1B		K		5	0	2	1	0	1	2						
Adam Hyzdu, R (1, 8)	K	E6			F8	1B		G5-3		4	0	0	0	0	3	5						
Ryan Vogelsong, R (1, 1) Joe Beimel, L (6, 1) Carlos Rivera, L (6, PH) Brian Boehringer, S (7, 1) Matt Stairs, L (8, PH) 16 Salomon Torres, R (9, 1)	K	SH3			SH3-4 1B	P6		K		4	0	0	0	0	3	5						
Inning Stats	R: 2 E: 0 K: 1 S: 16	H: 3 LOB: 2 BB: 1 P: 25	R: 0 E: 1 K: 0 S: 12	H: 0 LOB: 2 BB: 1 P: 20	R: 0 E: 0 K: 1 S: 10	H: 0 LOB: 1 BB: 1 P: 20	R: 0 E: 0 K: 0 S: 12	H: 1 LOB: 0 BB: 0 P: 16	R: 0 E: 0 K: 1 S: 11	H: 1 LOB: 2 BB: 1 P: 21	R: 1 E: 0 K: 1 S: 11	H: 2 LOB: 1 BB: 0 P: 18	R: 0 E: 0 K: 1 S: 8	H: 0 LOB: 0 BB: 0 P: 10	R: 2 E: 0 K: 2 S: 16	H: 2 LOB: 0 BB: 0 P: 22	R: 0 E: 0 K: 1 S: 10	H: 1 LOB: 1 BB: 0 P: 13	1B: 6 2B: 3 3B: 0 HR: 1	SF: 0 SAC: 2 DP: 0 HBP: 0	WP: 0 PB: 0 SB: 0 CS: 0	PA: 42
PITCHER	IP WLS BF H R ER SO BB IBB HBP BLK WP HR S P ERA WHIP																					
CC Sabathia, L (1, 1) Jason Boyd, R (7, 1) Danys Baez, R (9, 1)	6.0 W 30 7 3 3 4 0 0 0 0 0 0 1 24 32 9.00 1.833																					

AB	36
R	5
H	10
RBI	5
BB	4
SO	8
LOB	20




Batter	1	2	3	4	5	6	7	8	9	AB	R	H	RBI	BB	SO	LOB	TOP								
Desi Relaford, S OBP: 0.346, SLG: 0.436 (1, 4)	G4-3		2B		FC6-5 WP	G3			FC1-5 1B	5	0	2	0	0	0	2	Kansas City Royals @ Cleveland Indians Jacobs Field, Cleveland, OH Tue Jun 24 2003, 7:05 PM EDT Att: 19,638 - Sunny - 83 F								
Joe Randa, R OBP: 0.308, SLG: 0.420 (1, 5)	F8		G5-3		F8		G4-6-3 BB		FC1-5 1B	4	0	0	0	1	0	4									
Carlos Beltrán, S OBP: 0.412, SLG: 0.502 (1, 10)	G4-3			G6-3			F8		1B	4	0	1	0	1	0	1									
Raul Ibanez, L OBP: 0.326, SLG: 0.430 (1, 7)		G6-3		F8	F7		G4-6-3		G4-3	5	0	0	0	0	0	5									
Ken Harvey, R OBP: 0.310, SLG: 0.426 (1, 3)	G1-3			1B		SH1-4 1B			G4-3	4	2	2	0	0	0	0									
Michael Tucker, L OBP: 0.339, SLG: 0.448 (1, 8)				1B		SF8 SH1-4 1B			G4-3 BB	2	1	2	0	2	0	0									
4 Angel Berroa, R OBP: 0.340, SLG: 0.467 (1, 6)				1B		SH1-4			G4-3	3	0	1	1	0	1	2									
Aaron Guiel, L OBP: 0.364, SLG: 0.438 (1, 9)			G3-1	K		SF8			K	3	0	0	1	0	2	3									
Mike DiFelice, R OBP: 0.327, SLG: 0.455 (1, 2)			K		FC6-5 2B				FC1-5 1B	4	0	3	1	0	1	0									
Inning Stats	R: 0 E: 0 K: 0 S: 5	H: 0 LOB: 0 BB: 0 P: 10	R: 0 E: 0 K: 1 S: 13	H: 0 LOB: 1 BB: 1 P: 18	R: 0 E: 0 K: 1 S: 13	H: 1 LOB: 1 BB: 0 P: 17	R: 1 E: 1 K: 1 S: 16	H: 3 LOB: 2 BB: 0 P: 22	R: 0 E: 0 K: 0 S: 9	H: 1 LOB: 2 BB: 1 P: 15	R: 2 E: 0 K: 0 S: 16	H: 3 LOB: 1 BB: 0 P: 19	R: 0 E: 0 K: 0 S: 4	H: 0 LOB: 0 BB: 1 P: 10	R: 0 E: 0 K: 1 S: 8	H: 0 LOB: 1 BB: 1 P: 17	R: 0 E: 0 K: 0 S: 12	H: 3 LOB: 2 BB: 0 P: 19	1B: 9 2B: 2 3B: 0 HR: 0	SF: 1 SAC: 1 DP: 1 HBP: 0	WP: 1 PB: 0 SB: 0 CS: 0	PA: 40			
PITCHER	IP	WLS	BF	H	R	ER	SO	BB	IBB	HBP	BLK	WP	HR	S	P	ERA	WHIP								
Jason Davis, R ERA: 4.82 (1, 1)	5.2	L	26	7	3	3	3	2	0	0	0	1	0	69	98	4.76	1.588								
Dan Miceli, R ERA: 3.79 (6, 1)	0.2		4	1	0	0	0	1	0	0	0	0	0	5	11	0.00	3.000								
Terry Mulholland, L ERA: 3.96 (7, 1)	1.2		7	2	0	0	1	1	0	0	0	0	0	16	27	0.00	1.800								
37 Jake Westbrook, R ERA: 4.7 (9, 1)	1.0		3	1	0	0	0	0	0	0	0	0	0	6	11	0.00	1.000								

Batter	1	2	3	4	5	6	7	8	9	AB	R	H	RBI	BB	SO	LOB	BOTTOM								
Coco Crisp, S OBP: 0.308, SLG: 0.304 (1, 7)	S 1B BB		E4 FC1-6		K		L6		F7	4	1	0	0	1	1	3	Kansas City Royals @ Cleveland Indians Jacobs Field, Cleveland, OH Tue Jun 24 2003, 7:05 PM EDT Att: 19,638 - Sunny - 83 F								
Matt Lawton, L OBP: 0.330, SLG: 0.372 (1, 10)	1B S FC9-2 1B		FC1-6 G4-6-3		G4-3		CS BB		BB	3	0	1	0	2	0	3									
Milton Bradley, S OBP: 0.440, SLG: 0.523 (1, 8)	K		G4-6-3		S BB		G6-3		G5-3	4	0	0	0	1	1	7									
Shane Spencer, R OBP: 0.309, SLG: 0.337 (1, 9)	1B			F9						3	0	2	1	1	0	0									
Casey Blake, R OBP: 0.327, SLG: 0.404 (1, 3)	FC9-2			1B		F7			K	4	0	1	0	0	1	6									
Ricky Gutierrez, R OBP: 0.250, SLG: 0.250 (1, 5)		G6-3		1B		F8			K	4	0	1	0	0	1	1									
Josh Bard, S OBP: 0.281, SLG: 0.317 (1, 2)		G6-3		P5					G6-3	4	0	1	0	0	0	3									
John McDonald, R OBP: 0.288, SLG: 0.342 Jody Gerut, L OBP: 0.321, SLG: 0.506 (9, PH)		G6-3		F8					K	3	0	0	0	0	1	3									
Brandon Phillips, R OBP: 0.253, SLG: 0.321 (1, 4)			E 2B		S G4-3 1B		G6-3		BB BB	3	0	2	0	1	0	1									
Inning Stats	R: 1 E: 0 K: 1 S: 10	H: 2 LOB: 1 BB: 1 P: 19	R: 0 E: 0 K: 0 S: 9	H: 0 LOB: 0 BB: 0 P: 14	R: 0 E: 1 K: 0 S: 7	H: 1 LOB: 1 BB: 0 P: 12	R: 0 E: 0 K: 0 S: 12	H: 2 LOB: 2 BB: 0 P: 20	R: 0 E: 0 K: 1 S: 11	H: 1 LOB: 3 BB: 2 P: 23	R: 0 E: 0 K: 1 S: 13	H: 1 LOB: 0 BB: 1 P: 13	R: 0 E: 0 K: 2 S: 14	H: 1 LOB: 1 BB: 0 P: 17	R: 0 E: 0 K: 1 S: 11	H: 0 LOB: 2 BB: 2 P: 21	1B: 6 2B: 3 3B: 0 HR: 0	SF: 0 SAC: 0 DP: 2 HBP: 0	WP: 0 PB: 0 SB: 4 CS: 1	PA: 39					
PITCHER	IP	WLS	BF	H	R	ER	SO	BB	IBB	HBP	BLK	WP	HR	S	P	ERA	WHIP								
Chris George, L ERA: 6.18 (1, 1)	5.2	W	26	7	1	1	3	3	0	0	0	0	0	4	6	0.00	0.000								
Jason Grimsley, R ERA: 3.53 (6, 1)	0.1	H	1	0	0	0	0	0	0	0	0	0	0	4	6	0.00	0.000								
Sean Lowe, R ERA: 4.66 (7, 1)	2.0	H	7	1	0	0	2	1	0	0	0	0	0	20	30	0.00	1.000								
Mike MacDougal, R ERA: 3.21 (9, 1)	1.0	S	5	0	0	0	1	2	0	0	0	0	0	11	21	0.00	2.000								


Batter	1	2	3	4	5	6	7	8	9	10	AB	R	H	RBI	BB	SO	LOB	TOP						
Desi Relaford, S OBP: 0.351, SLG: 0.437 (1, 9)	G1-6-3 BB		G6-3			1B		G5-4-3		1B	4	0	2	1	1	0	1	Kansas City Royals @ Cleveland Indians Jacobs Field, Cleveland, OH Wed Jun 25 2003, 7:05 PM EDT Att. 18,527 - Sunny - 87 F						
Joe Randa, R OBP: 0.306, SLG: 0.416 (1, 5)	G1-6-3		L5			1B		FC6-4		F9	5	0	1	0	0	0	3							
Carlos Beltrán, S OBP: 0.405, SLG: 0.493 (1, 8)	F8		G5-3			FC6-4		FC6-4		P3	4	0	0	0	0	0	2							
Ken Harvey, R OBP: 0.313, SLG: 0.427 (1, 3)			F9			CS		G3		G3	4	0	2	0	0	0	0							
Raul Ibanez, L OBP: 0.328, SLG: 0.434 (1, 10)	E6		1B			1B		F7		SH1-4	4	1	2	0	0	0	2							
Michael Tucker, L OBP: 0.336, SLG: 0.443 (1, 7)	G3-6-3		G1-3			1B		K		SH1-4	3	0	0	0	0	1	3							
4 Angel Berroa, R OBP: 0.342, SLG: 0.468 (1, 6)	G1-3		F8			1B		G3		1B	4	2	2	1	0	0	1							
Brent Mayne, L OBP: 0.309, SLG: 0.358 (1, 2)			K			G3-1		G3		F8	4	0	0	0	0	1	2							
Carlos Febles, R OBP: 0.281, SLG: 0.278 (1, 4)			G5-3			P3		G5-4-3		1B	4	0	2	1	0	0	0							
Inning Stats	R: 0 E: 0 K: 0 S: 6	H: 0 LOB: 0 BB: 1 P: 12	R: 0 E: 1 K: 0 S: 10	H: 1 LOB: 1 BB: 0 P: 13	R: 0 E: 0 K: 1 S: 8	H: 0 LOB: 0 BB: 0 P: 11	R: 0 E: 0 K: 0 S: 6	H: 0 LOB: 0 BB: 0 P: 10	R: 0 E: 0 K: 1 S: 5	H: 1 LOB: 0 BB: 0 P: 6	R: 0 E: 0 K: 1 S: 12	H: 2 LOB: 2 BB: 0 P: 22	R: 0 E: 0 K: 0 S: 7	H: 1 LOB: 1 BB: 0 P: 14	R: 1 E: 0 K: 0 S: 13	H: 2 LOB: 0 BB: 0 P: 18	R: 0 E: 0 K: 0 S: 5		H: 0 LOB: 0 BB: 0 P: 10	R: 2 E: 0 K: 0 S: 18	H: 4 LOB: 2 BB: 0 P: 26	1B: 10 2B: 2 3B: 0 HR: 0	SF: 0 SAC: 1 DP: 4 HBP: 0	WP: 0 PB: 0 SB: 0 CS: 1
PITCHER	IP	WLS	BF	H	R	ER	SO	BB	IBB	HBP	BLK	WP	HR	S	P	ERA	WHIP							
Brian Anderson, L ERA: 4.05 (1, 1)	8.0		28	7	1	1	2	1	0	0	0	0	0	67	106	1.12	1.000							
Danys Baez, R ERA: 3.41 (9, 1)	1.0	3	0	0	0	0	0	0	0	0	0	0	0	5	10	0.00	0.000							
David Riske, R ERA: 3.41 (10, 1)	1.0	L	7	4	2	2	0	0	0	0	0	0	0	18	26	18.00	4.000							

AB	36
R	3
H	11
RBI	3
BB	1
SO	2
LOB	14



Batter	1	2	3	4	5	6	7	8	9	10	AB	R	H	RBI	BB	SO	LOB	BOTTOM					
Coco Crisp, S OBP: 0.298, SLG: 0.294 (1, 10)	P6		BB			B1-3		G6-3		G5-3	5	0	1	0	0	0	0	Kansas City Royals @ Cleveland Indians Jacobs Field, Cleveland, OH Wed Jun 25 2003, 7:05 PM EDT Att. 18,527 - Sunny - 87 F					
Matt Lawton, L OBP: 0.331, SLG: 0.374 (1, 7)	P6		F8			F9		E		BB	4	0	1	0	1	0	1						
Jody Gerut, L OBP: 0.318, SLG: 0.494 (1, 9)	G3-1		F9			G4-3		E		G3-1	4	0	0	0	1	0	2						
Milton Bradley, S OBP: 0.444, SLG: 0.529 (1, 8)			1B			2B		E3		G4-6-3	3	1	2	0	1	0	2						
Ben Broussard, L OBP: 0.326, SLG: 0.466 (1, 3)	SF9		BB			F8		G4-6-3		G4-6-3	4	0	1	0	0	0	6						
Casey Blake, R OBP: 0.326, SLG: 0.401 (1, 5)	1B		K			F7		F9		F9	4	0	1	0	0	1	1						
Ricky Gutierrez, R OBP: 0.125, SLG: 0.143 (1, 6)	SF9		G6-3			G6-3		G6-3		G4-3	3	0	0	1	0	0	0						
Tim Laker, R OBP: 0.296, SLG: 0.397 (1, 2)	K		G4-3			K		K		K	4	0	0	0	0	3	2						
Brandon Phillips, R OBP: 0.249, SLG: 0.315 (1, 4)	P6		K			K		G6-3		G6-3	4	0	0	0	0	2	2						
Inning Stats	R: 0 E: 0 K: 0 S: 9	H: 3 LOB: 2 BB: 0 P: 11	R: 1 E: 0 K: 1 S: 9	H: 1 LOB: 2 BB: 1 P: 14	R: 0 E: 0 K: 1 S: 5	H: 0 LOB: 0 BB: 0 P: 9	R: 0 E: 0 K: 1 S: 5	H: 1 LOB: 1 BB: 0 P: 9	R: 0 E: 0 K: 2 S: 9	H: 0 LOB: 0 BB: 0 P: 11	R: 0 E: 1 K: 0 S: 10	H: 1 LOB: 2 BB: 1 P: 18	R: 0 E: 0 K: 1 S: 8	H: 0 LOB: 0 BB: 0 P: 10	R: 0 E: 0 K: 0 S: 12	H: 0 LOB: 1 BB: 1 P: 18	1B: 4 2B: 2 3B: 0 HR: 0		SF: 1 SAC: 0 DP: 1 HBP: 0	WP: 0 PB: 0 SB: 0 CS: 0	PA: 39		
PITCHER	IP	WLS	BF	H	R	ER	SO	BB	IBB	HBP	BLK	WP	HR	S	P	ERA	WHIP						
Kyle Snyder, R ERA: 4.33 (1, 1)	7.1		30	6	1	1	5	2	0	0	0	0	0	56	86	1.23	1.091						
Jason Grimsley, R ERA: 3.77 (8, 1)	0.2	2	0	0	0	0	0	0	0	0	0	0	0	6	7	0.00	0.000						
Jason Gifflian, R ERA: 7.24 (9, 1)	1.0	W	3	0	0	0	1	0	0	0	0	0	0	8	10	0.00	0.000						
Mike MacDougal, R ERA: 3.12 (10, 1)	1.0	S	4	0	0	0	0	1	0	0	0	0	0	12	18	0.00	1.000						

AB	35
R	1
H	6
RBI	1
BB	3
SO	6
LOB	16



Batter	1	2	3	4	5	6	7	8	9	AB	R	H	RBI	BB	SO	LOB	TOP				
Aaron Quiel, L (1, 9) OBP: 0.367, SLG: 0.481	2-2 1B 1B HBP		1-0 F8		2-2 1-H HR		1-1 G4-3		0-1 G4-6-3	4	2	1	2	0	0	2					
Joe Randa, R (1, 5) OBP: 0.302, SLG: 0.409	1-1 P4		3-2 G4-3		1-0 G5-3			2-1 F8		4	0	0	0	0	0	1					
Carlos Beltrán, S (1, 8) OBP: 0.402, SLG: 0.488	1-2 1B 1-3 1B		1-0 G3-1			0-1 G4-1		0-1 F8		4	0	1	0	0	0	0					
Raul Ibanez, L (1, 10) OBP: 0.333, SLG: 0.436	1-2 G6-3 1-3 1B			2-0 G4-3		3-1 WP G1-4-3 1B		4-1 1B 1B BB		3	1	2	1	1	0	0					
Ken Harvey, R (1, 3) OBP: 0.312, SLG: 0.424	1-0 G6-3			0-3 K		0-1 G1-4-3		1-1 1B 1-2 1B		4	0	1	0	0	1	3					
Michael Tucker, L (1, 7) OBP: 0.334, SLG: 0.440		0-0 G4-3		2-2 G4-3		2-3 K		3-2 1B		4	0	1	1	0	1	1					
4 Angel Berroa, R (1, 6) OBP: 0.341, SLG: 0.464		2-3 K			1-3 K2-3		1-2 E G1-3 1B	1-1 F9		4	0	1	0	0	2	2					
Brent Mayne, L (1, 2) OBP: 0.303, SLG: 0.350	1-1 E6			3-2 G5-3		1-2 G1-3		0-1 G5-3		4	0	0	0	0	0	1					
Carlos Febles, R (1, 4) OBP: 0.288, SLG: 0.286	1-0 F7			0-0 WP HR 1B		2-2 L6		0-0 G4-6-3 1B		4	1	2	0	0	0	2					
Inning Stats	R: 1 E: 0 K: 0 S: 12	H: 2 LOB: 1 BB: 0 P: 18	R: 0 E: 1 K: 1 S: 7	H: 0 LOB: 1 BB: 0 P: 11	R: 0 E: 0 K: 1 S: 6	H: 0 LOB: 0 BB: 0 P: 11	R: 0 E: 0 K: 1 S: 7	H: 0 LOB: 0 BB: 0 P: 11	R: 2 E: 0 K: 1 S: 11	H: 2 LOB: 2 BB: 0 P: 18	R: 0 E: 0 K: 1 S: 10	H: 1 LOB: 1 BB: 0 P: 15	R: 0 E: 1 K: 0 S: 11	H: 1 LOB: 1 BB: 0 P: 17	R: 1 E: 0 K: 0 S: 12	H: 2 LOB: 2 BB: 1 P: 23	R: 0 E: 0 K: 0 S: 5	H: 1 LOB: 0 BB: 0 P: 5	1B: 8 2B: 0 3B: 0 HR: 1	SF: 0 SAC: 0 DP: 2 HBP: 1	WP: 2 PA: 37 PB: 0 SB: 1 CS: 0
PITCHER	IP WLS BF H R ER SO BB IBB HBP BLK WP HR S P ERA WHIP	IP WLS BF H R ER SO BB IBB HBP BLK WP HR S P ERA WHIP	IP WLS BF H R ER SO BB IBB HBP BLK WP HR S P ERA WHIP	IP WLS BF H R ER SO BB IBB HBP BLK WP HR S P ERA WHIP	IP WLS BF H R ER SO BB IBB HBP BLK WP HR S P ERA WHIP	IP WLS BF H R ER SO BB IBB HBP BLK WP HR S P ERA WHIP	IP WLS BF H R ER SO BB IBB HBP BLK WP HR S P ERA WHIP	IP WLS BF H R ER SO BB IBB HBP BLK WP HR S P ERA WHIP	IP WLS BF H R ER SO BB IBB HBP BLK WP HR S P ERA WHIP	IP WLS BF H R ER SO BB IBB HBP BLK WP HR S P ERA WHIP	IP WLS BF H R ER SO BB IBB HBP BLK WP HR S P ERA WHIP	IP WLS BF H R ER SO BB IBB HBP BLK WP HR S P ERA WHIP	IP WLS BF H R ER SO BB IBB HBP BLK WP HR S P ERA WHIP	IP WLS BF H R ER SO BB IBB HBP BLK WP HR S P ERA WHIP	IP WLS BF H R ER SO BB IBB HBP BLK WP HR S P ERA WHIP	IP WLS BF H R ER SO BB IBB HBP BLK WP HR S P ERA WHIP	IP WLS BF H R ER SO BB IBB HBP BLK WP HR S P ERA WHIP	IP WLS BF H R ER SO BB IBB HBP BLK WP HR S P ERA WHIP	IP WLS BF H R ER SO BB IBB HBP BLK WP HR S P ERA WHIP	IP WLS BF H R ER SO BB IBB HBP BLK WP HR S P ERA WHIP	IP WLS BF H R ER SO BB IBB HBP BLK WP HR S P ERA WHIP

Kansas City Royals @ Cleveland Indians
Jacobs Field, Cleveland, OH
Thu Jun 26 2003, 7:05 PM EDT
Att: 17,494 - Overcast - 80 F

AB 35
R 4
H 9
RBI 4
BB 1
SO 4
LOB 12



Batter	1	2	3	4	5	6	7	8	9	AB	R	H	RBI	BB	SO	LOB	BOTTOM				
Coco Crisp, S (1, 7) OBP: 0.295, SLG: 0.291	0-0 G4-3 G4-3 1B		1-2 P5		0-0 F8		0-1 G4-3			4	0	1	0	0	0	1					
Matt Lawton, L (1, 9) OBP: 0.327, SLG: 0.368	1-1 G4-3		3-3 K2-3		1-1 G6-3			1-0 G3-1		4	0	0	0	0	1	1					
Jody Gerut, L (1, 10) Shane Spencer, R (6, PH) OBP: 0.307, SLG: 0.335	1-0 G4-3			0-1 2B 1B		4-1 G3-6-1 BB		1-3 K		2	0	1	0	1	0	1					
Milton Bradley, S (1, 8) OBP: 0.449, SLG: 0.533	4-1 BB			0-1 1-3 2B		2-3 K		4-1 BB		2	0	1	0	2	1	1					
Ben Broussard, L (1, 3) Ricky Gutierrez, R (8, PH) OBP: 0.111, SLG: 0.125	1-1 F8			4-0 BB		1-1 G3-6-1		1-2 G3		2	0	0	0	1	0	3					
Casey Blake, R (1, 5) OBP: 0.325, SLG: 0.398		1-2 G6-3		1-1 F9			2-2 1B SF9 1B	1-2 F9		4	1	1	0	0	0	3					
Josh Bard, S (1, 2) OBP: 0.280, SLG: 0.316		1-1 P6		2-0 F8			3-2 1-3 1B	3-3 K		4	0	1	0	0	1	3					
John McDonald, R (1, 6) OBP: 0.287, SLG: 0.351		0-1 F7		2-2 G1-3			0-0 SF9	2-2 2B		3	0	1	1	0	0	3					
Brandon Phillips, R (1, 4) OBP: 0.245, SLG: 0.310			3-2 F9		1-0 F9		3-H F9	0-3 K		4	0	0	0	0	1	2					
Inning Stats	R: 0 E: 0 K: 0 S: 7	H: 1 LOB: 2 BB: 1 P: 14	R: 0 E: 0 K: 0 S: 7	H: 0 LOB: 0 BB: 0 P: 9	R: 0 E: 0 K: 1 S: 10	H: 0 LOB: 0 BB: 0 P: 17	R: 0 E: 0 K: 0 S: 10	H: 2 LOB: 3 BB: 1 P: 19	R: 0 E: 0 K: 1 S: 4	H: 0 LOB: 0 BB: 0 P: 6	R: 0 E: 0 K: 1 S: 6	H: 0 LOB: 1 BB: 1 P: 13	R: 1 E: 0 K: 0 S: 11	H: 2 LOB: 1 BB: 0 P: 16	R: 0 E: 0 K: 1 S: 8	H: 0 LOB: 1 BB: 1 P: 15	R: 0 E: 0 K: 2 S: 13	H: 1 LOB: 1 BB: 0 P: 19	1B: 4 2B: 2 3B: 0 HR: 0	SF: 1 SAC: 0 DP: 1 HBP: 0	WP: 0 PA: 36 PB: 0 SB: 0 CS: 0
PITCHER	IP WLS BF H R ER SO BB IBB HBP BLK WP HR S P ERA WHIP	IP WLS BF H R ER SO BB IBB HBP BLK WP HR S P ERA WHIP	IP WLS BF H R ER SO BB IBB HBP BLK WP HR S P ERA WHIP	IP WLS BF H R ER SO BB IBB HBP BLK WP HR S P ERA WHIP	IP WLS BF H R ER SO BB IBB HBP BLK WP HR S P ERA WHIP	IP WLS BF H R ER SO BB IBB HBP BLK WP HR S P ERA WHIP	IP WLS BF H R ER SO BB IBB HBP BLK WP HR S P ERA WHIP	IP WLS BF H R ER SO BB IBB HBP BLK WP HR S P ERA WHIP	IP WLS BF H R ER SO BB IBB HBP BLK WP HR S P ERA WHIP	IP WLS BF H R ER SO BB IBB HBP BLK WP HR S P ERA WHIP	IP WLS BF H R ER SO BB IBB HBP BLK WP HR S P ERA WHIP	IP WLS BF H R ER SO BB IBB HBP BLK WP HR S P ERA WHIP	IP WLS BF H R ER SO BB IBB HBP BLK WP HR S P ERA WHIP	IP WLS BF H R ER SO BB IBB HBP BLK WP HR S P ERA WHIP	IP WLS BF H R ER SO BB IBB HBP BLK WP HR S P ERA WHIP	IP WLS BF H R ER SO BB IBB HBP BLK WP HR S P ERA WHIP	IP WLS BF H R ER SO BB IBB HBP BLK WP HR S P ERA WHIP	IP WLS BF H R ER SO BB IBB HBP BLK WP HR S P ERA WHIP	IP WLS BF H R ER SO BB IBB HBP BLK WP HR S P ERA WHIP	IP WLS BF H R ER SO BB IBB HBP BLK WP HR S P ERA WHIP	IP WLS BF H R ER SO BB IBB HBP BLK WP HR S P ERA WHIP

Kansas City Royals @ Cleveland Indians
Jacobs Field, Cleveland, OH
Thu Jun 26 2003, 7:05 PM EDT
Att: 17,494 - Overcast - 80 F

AB 31
R 1
H 6
RBI 1
BB 4
SO 5
LOB 19



Batter	1	2	3	4	5	6	7	8	9	AB	R	H	RBI	BB	SO	LOB	TOP								
Barry Larkin, R OBP: 0.361, SLG: 0.381 (1, 6)	G5-3			F9				F9		3	0	0	0	1	0	0	Cincinnati Reds @ Cleveland Indians Jacobs Field, Cleveland, OH Fri Jun 27 2003, 7:05 PM EDT Att: 29,233 - Sunny - 75 F								
Jose Guillen, R OBP: 0.397, SLG: 0.632 (1, 9)	K			G4-3			F9			4	0	2	0	0	1	2									
Ken Griffey Jr., L OBP: 0.372, SLG: 0.532 (1, 10)	K			G4-3			K			4	0	0	0	0	3	4									
Austin Kearns, R OBP: 0.377, SLG: 0.480 (1, 8)		G1		G3						4	0	1	0	0	1	1									
Aaron Boone, R OBP: 0.329, SLG: 0.483 (1, 5)		G6-3				K		G1-6-3		4	0	0	0	0	1	1									
Sean Casey, L OBP: 0.352, SLG: 0.432 (1, 3)		G4-3				G1-3				3	0	1	0	1	0	0									
Adam Dunn, L OBP: 0.345, SLG: 0.506 (1, 7)				P5		K				3	0	1	0	1	1	0									
Jason LaRue, R OBP: 0.341, SLG: 0.475 (1, 2)				G4-3						4	0	1	0	0	1	4									
Juan Castro, R OBP: 0.269, SLG: 0.373 (1, 4)				F9						2	0	0	0	0	1	0									
Inning Stats	R: 0 E: 0 K: 2 S: 8	H: 0 LOB: 0 BB: 0 P: 11	R: 0 E: 0 K: 0 S: 10	H: 0 LOB: 0 BB: 0 P: 15	R: 0 E: 0 K: 0 S: 6	H: 0 LOB: 0 BB: 0 P: 12	R: 0 E: 0 K: 0 S: 7	H: 1 LOB: 1 BB: 0 P: 11	R: 0 E: 0 K: 1 S: 11	H: 0 LOB: 0 BB: 0 P: 17	R: 0 E: 0 K: 1 S: 8	H: 1 LOB: 2 BB: 1 P: 14	R: 0 E: 0 K: 0 S: 11	H: 3 LOB: 2 BB: 0 P: 17	R: 0 E: 0 K: 2 S: 11	H: 1 LOB: 1 BB: 0 P: 14	R: 0 E: 0 K: 2 S: 11	H: 0 LOB: 2 BB: 2 P: 21	1B: 5 2B: 1 3B: 0 HR: 0	SF: 0 SAC: 1 DP: 1 HBP: 0	WP: 1 PB: 0 SB: 0 CS: 0	PA: 35			
PITCHER	IP	WLS	BF	H	R	ER	SO	BB	IBB	HBP	BLK	WP	HR	S	P	ERA	WHIP								
Billy Traber, L ERA: 3.98 (1, 1)	7.0	W	26	5	0	0	5	1	0	0	0	0	0	61	97	0.00	0.857								
David Riske, R ERA: 3.31 (8, 1)	1.0	H	4	1	0	0	2	0	0	0	0	0	0	11	14	0.00	1.000								
Danys Baez, R ERA: 3.32 (9, 1)	1.0	S	5	0	0	0	2	2	0	0	0	1	0	11	21	0.00	2.000								

AB	31
R	0
H	6
RBI	0
BB	3
SO	9
LOB	12



Batter	1	2	3	4	5	6	7	8	9	AB	R	H	RBI	BB	SO	LOB	BOTTOM								
Coco Crisp, S OBP: 0.292, SLG: 0.322 (1, 7)	L7					G3				4	0	1	0	0	0	2	Cincinnati Reds @ Cleveland Indians Jacobs Field, Cleveland, OH Fri Jun 27 2003, 7:05 PM EDT Att: 29,233 - Sunny - 75 F								
Matt Lawton, L OBP: 0.326, SLG: 0.370 (1, 10)	G4-3			G4-3		L4				4	0	1	0	0	0	1									
Milton Bradley, S OBP: 0.450, SLG: 0.535 (1, 8)	K									3	1	1	0	1	2	1									
Jody Gerut, L OBP: 0.322, SLG: 0.494 (1, 9)		G3-1		G4-6-3						4	1	1	1	0	0	2									
Ben Broussard, L OBP: 0.317, SLG: 0.446 (1, 3)										4	0	0	0	0	2	2									
Ricky Gutierrez, R OBP: 0.250, SLG: 0.200 (1, 5)										2	1	1	1	1	0	1									
Tim Laker, R OBP: 0.286, SLG: 0.383 (1, 2)										3	0	0	0	0	0	3									
John McDonald, R OBP: 0.288, SLG: 0.350 (1, 6)										3	0	1	0	0	0	1									
Brandon Phillips, R OBP: 0.246, SLG: 0.310 (1, 4)										3	0	1	1	0	1	0									
Inning Stats	R: 0 E: 0 K: 1 S: 8	H: 0 LOB: 0 BB: 0 P: 10	R: 0 E: 0 K: 1 S: 8	H: 1 LOB: 1 BB: 0 P: 10	R: 0 E: 0 K: 0 S: 13	H: 1 LOB: 1 BB: 0 P: 16	R: 0 E: 0 K: 0 S: 4	H: 0 LOB: 0 BB: 1 P: 11	R: 0 E: 0 K: 0 S: 4	H: 0 LOB: 0 BB: 1 P: 8	R: 0 E: 0 K: 1 S: 7	H: 0 LOB: 0 BB: 0 P: 9	R: 3 E: 1 K: 0 S: 16	H: 4 LOB: 2 BB: 0 P: 24	R: 0 E: 0 K: 2 S: 11	H: 1 LOB: 1 BB: 0 P: 18	1B: 3 2B: 4 3B: 1 HR: 0	SF: 0 SAC: 0 DP: 2 HBP: 0	WP: 1 PB: 0 SB: 0 CS: 0	PA: 32					
PITCHER	IP	WLS	BF	H	R	ER	SO	BB	IBB	HBP	BLK	WP	HR	S	P	ERA	WHIP								
Danny Graves, R ERA: 4.93 (1, 1)	7.0	L	28	6	3	2	3	2	0	0	0	0	0	60	88	2.57	1.143								
Felix Heredia, L ERA: 2.28 (8, 1)	1.0		4	1	0	0	2	0	0	0	0	0	0	11	18	0.00	1.000								



Batter	1	2	3	4	5	6	7	8	9	AB	R	H	RBI	BB	SO	LOB	TOP								
Barry Larkin, R OBP: 0.347, SLG: 0.364 (1, 6)	L6		F8		F8		G6-4-3		G4-3	5	0	0	0	0	0	4	Cincinnati Reds @ Cleveland Indians Jacobs Field, Cleveland, OH Sat Jun 28 2003, 1:05 PM EDT Att: 31,924 - Cloudy - 81 F								
Jose Guillen, R OBP: 0.394, SLG: 0.629 (1, 7) (8, 9)	K			P3		F9		B1-3	4	0	1	0	0	0	1	0									
Ken Griffey Jr., L OBP: 0.362, SLG: 0.516 (1, 8)	G4-3			F8		F9		K	4	0	0	0	0	0	1	1									
Austin Kearns, R OBP: 0.374, SLG: 0.475 Reggie Taylor, L OBP: 0.250, SLG: 0.353 (8, PH) (8, 7)		G4-3		G6-3		P5		K	3	0	0	0	0	0	0	1									
Aaron Boone, R OBP: 0.328, SLG: 0.480 (1, 5)		K				P5			4	1	1	0	0	0	1	1									
Sean Casey, L OBP: 0.353, SLG: 0.431 (1, 3)						F8		F7	3	1	1	0	1	0	1	1									
Adam Dunn, L OBP: 0.350, SLG: 0.511 (1, 10)									2	2	1	0	1	1	1	1									
Kelly Stinnett, R OBP: 0.307, SLG: 0.439 Russell Branyan, L OBP: 0.400, SLG: 0.407 Jason LaRue, R OBP: 0.341, SLG: 0.475 (9, PH) (9, 2)			K						2	0	0	0	0	0	2	2									
Ray Olmedo, S OBP: 0.320, SLG: 0.380 (1, 4)									0	0	0	0	0	0	0	0									
Inning Stats	R: 0 E: 0 K: 1 S: 7	H: 0 LOB: 0 BB: 0 P: 13	R: 0 E: 0 K: 2 S: 10	H: 0 LOB: 1 BB: 1 P: 19	R: 0 E: 0 K: 1 S: 7	H: 0 LOB: 0 BB: 0 P: 9	R: 0 E: 0 K: 0 S: 10	H: 0 LOB: 0 BB: 0 P: 16	R: 2 E: 0 K: 1 S: 20	H: 2 LOB: 1 BB: 1 P: 32	R: 0 E: 0 K: 0 S: 13	H: 1 LOB: 1 BB: 0 P: 19	R: 1 E: 0 K: 0 S: 9	H: 2 LOB: 1 BB: 0 P: 15	R: 0 E: 0 K: 2 S: 8	H: 0 LOB: 0 BB: 0 P: 11		R: 2 E: 0 K: 0 S: 14	H: 3 LOB: 1 BB: 0 P: 20	1B: 4 2B: 4 3B: 0 HR: 0	SF: 0 SAC: 1 DP: 1 HBP: 1	WP: 1 PB: 0 SB: 0 CS: 0	PA: 37		
PITCHER	IP	WLS	BF	H	R	ER	SO	BB	IBB	HBP	BLK	WP	HR	S	P	ERA	WHIP								
CC Sabathia, L ERA: 3.48 Terry Mulholland, L ERA: 3.77 37 Jake Westbrook, R ERA: 4.55 David Riske, R ERA: 3.22 Darys Baez, R ERA: 3.88	6.0	23	3	2	2	5	2	0	0	0	0	1	0	67	108	3.00	0.833								

AB	33
R	5
H	8
RBI	5
BB	2
SO	7
LOB	11



Batter	1	2	3	4	5	6	7	8	9	AB	R	H	RBI	BB	SO	LOB	BOTTOM								
Coco Crisp, S OBP: 0.286, SLG: 0.302 (1, 8)	G6-3		L9				P4		P4	4	0	0	0	1	0	2	Cincinnati Reds @ Cleveland Indians Jacobs Field, Cleveland, OH Sat Jun 28 2003, 1:05 PM EDT Att: 31,924 - Cloudy - 81 F								
Matt Lawton, L OBP: 0.327, SLG: 0.393 (1, 7)	HR		L4		G4-3		HR		K	5	2	2	3	0	1	3									
Milton Bradley, S OBP: 0.450, SLG: 0.532 (1, 10)	G4-3									3	0	1	0	1	0	0									
Jody Gerut, L OBP: 0.321, SLG: 0.494 (1, 9)										4	0	1	0	0	0	2									
Ben Broussard, L OBP: 0.315, SLG: 0.440 (1, 3)	K									4	0	1	0	0	1	1									
Ricky Gutierrez, R OBP: 0.313, SLG: 0.308 (1, 5)										3	0	1	0	1	0	1									
41 Victor Martinez, S OBP: 0.250, SLG: 0.500 (1, 2)										4	1	1	0	0	1	2									
John McDonald, R OBP: 0.279, SLG: 0.339 (1, 6)										4	0	0	0	0	2	3									
Zach Sorensen, S OBP: 0.200, SLG: 0.357 Brandon Phillips, R OBP: 0.248, SLG: 0.309 (7, PH) (8, 4)										1	0	0	0	1	1	0									
Inning Stats	R: 1 E: 0 K: 1 S: 13	H: 2 LOB: 1 BB: 0 P: 20	R: 0 E: 0 K: 1 S: 9	H: 0 LOB: 0 BB: 0 P: 17	R: 0 E: 0 K: 1 S: 6	H: 0 LOB: 0 BB: 0 P: 10	R: 0 E: 0 K: 0 S: 7	H: 0 LOB: 0 BB: 1 P: 14	R: 0 E: 0 K: 1 S: 10	H: 0 LOB: 3 BB: 3 P: 25	R: 0 E: 0 K: 0 S: 9	H: 1 LOB: 1 BB: 0 P: 17	R: 3 E: 0 K: 0 S: 17	H: 3 LOB: 1 BB: 1 P: 33	R: 0 E: 0 K: 1 S: 13	H: 1 LOB: 1 BB: 0 P: 18		R: 0 E: 0 K: 1 S: 7	H: 0 LOB: 0 BB: 0 P: 13	1B: 2 2B: 3 3B: 0 HR: 2	SF: 0 SAC: 0 DP: 0 HBP: 0	WP: 0 PB: 2 SB: 0 CS: 1	PA: 38		
PITCHER	IP	WLS	BF	H	R	ER	SO	BB	IBB	HBP	BLK	WP	HR	S	P	ERA	WHIP								
Ryan Dempster, R ERA: 6.21 Felix Hernandez, L ERA: 2.64 Chris Reitsma, R ERA: 4.63 Scott Williamson, R ERA: 3.66	6.1	26	4	2	2	4	4	0	0	0	0	0	1	12	22	54.00	9.000								

AB	33
R	4
H	7
RBI	3
BB	5
SO	6
LOB	14



Batter	1	2	3	4	5	6	7	8	9	AB	R	H	RBI	BB	SO	LOB	TOP										
Adam Dunn, L (1, 10) OBP: 0.349, SLG: 0.519										4	1	1	1	0	1	0	Cincinnati Reds @ Cleveland Indians Jacobs Field, Cleveland, OH Sun Jun 29 2003, 1:05 PM EDT Att: 28,433 - Overcast - 76 F										
Barry Larkin, R (1, 6) OBP: 0.352, SLG: 0.377										4	0	2	0	0	1	0											
Ken Griffey Jr., L (1, 8) OBP: 0.359, SLG: 0.504										3	0	0	0	1	1	2											
Jose Guillen, R (1, 9) OBP: 0.401, SLG: 0.630 Wily Mo Peña, R (9, PR) OBP: 0.114, SLG: 0.147										3	0	2	0	0	0	1											
Sean Casey, L (1, 3) OBP: 0.349, SLG: 0.425										4	0	0	0	0	0	4											
Russell Branyan, L (1, 5) OBP: 0.359, SLG: 0.355										4	0	0	0	0	2	2											
Jason LaRue, R (1, 2) Kelly Stinnett, R (7, PR) OBP: 0.303, SLG: 0.434										2	0	0	0	0	1	0											
Reggie Taylor, L (1, 7) OBP: 0.253, SLG: 0.345										2	0	0	0	1	2	1											
Juan Castro, R (1, 4) OBP: 0.264, SLG: 0.366										3	0	0	0	0	0	1											
Inning Stats	R: 0 E: 0 K: 3 S: 9	H: 0 LOB: 0 BB: 0 P: 13	R: 0 E: 0 K: 0 S: 5	H: 1 LOB: 0 BB: 0 P: 10	R: 0 E: 0 K: 0 S: 7	H: 0 LOB: 0 BB: 1 P: 14	R: 0 E: 0 K: 0 S: 11	H: 1 LOB: 2 BB: 1 P: 19	R: 0 E: 0 K: 2 S: 12	H: 0 LOB: 0 BB: 0 P: 16	R: 1 E: 0 K: 0 S: 11	H: 2 LOB: 1 BB: 0 P: 15	R: 0 E: 0 K: 2 S: 11	H: 0 LOB: 1 BB: 0 P: 16	R: 0 E: 0 K: 0 S: 8	H: 1 LOB: 1 BB: 0 P: 11		R: 0 E: 0 K: 1 S: 8	H: 0 LOB: 2 BB: 0 P: 15	1B: 3 2B: 1 3B: 0 HR: 1	SF: 0 SAC: 0 DP: 1 HBP: 2	WP: 0 PB: 0 SB: 1 CS: 1	PA: 34				
PITCHER	IP	WLS	BF	H	R	ER	SO	BB	IBB	HBP	BLK	WP	HR	S	P	ERA	WHIP										
Jason Davis, R (1, 1) ERA: 4.53	7.2	W	29	5	1	1	7	2	0	1	0	0	1	73	113	1.17	0.913										
Terry Mulholland, L (8, 1) ERA: 3.74	0.1	H	1	0	0	0	0	0	0	0	0	0	0	1	1	0.00	0.000										
Danyis Baez, R (9, 1) ERA: 3.6	1.0	S	4	0	0	0	1	0	0	1	0	0	0	8	15	0.00	0.000										

AB	30
R	1
H	5
RBI	1
BB	2
SO	8
LOB	13



Batter	1	2	3	4	5	6	7	8	9	AB	R	H	RBI	BB	SO	LOB	BOTTOM										
Coco Crisp, S (1, 10) OBP: 0.284, SLG: 0.288										3	1	0	0	1	0	3	Cincinnati Reds @ Cleveland Indians Jacobs Field, Cleveland, OH Sun Jun 29 2003, 1:05 PM EDT Att: 28,433 - Overcast - 76 F										
Matt Lawton, L (1, 7) OBP: 0.329, SLG: 0.390										2	0	0	0	2	0	0											
Milton Bradley, S (1, 8) OBP: 0.444, SLG: 0.523										4	0	0	0	0	0	2											
Jody Gerut, L (1, 9) OBP: 0.324, SLG: 0.491										3	0	1	0	1	0	1											
Ben Broussard, L (1, 3) OBP: 0.320, SLG: 0.434										2	1	0	0	2	0	2											
Ricky Gutierrez, R (1, 5) OBP: 0.263, SLG: 0.250										3	1	0	0	0	2	2											
41 Victor Martinez, S (1, 2) OBP: 0.143, SLG: 0.286										3	0	0	1	0	0	1											
John McDonald, R (1, 6) OBP: 0.288, SLG: 0.341										2	0	1	0	1	1	1											
Brandon Phillips, R (1, 4) OBP: 0.253, SLG: 0.321										3	0	2	1	0	0	1											
Inning Stats	R: 1 E: 1 K: 0 S: 13	H: 0 LOB: 1 BB: 3 P: 30	R: 0 E: 0 K: 1 S: 14	H: 1 LOB: 2 BB: 1 P: 22	R: 0 E: 0 K: 0 S: 7	H: 0 LOB: 0 BB: 0 P: 11	R: 2 E: 1 K: 1 S: 10	H: 1 LOB: 1 BB: 1 P: 15	R: 0 E: 0 K: 0 S: 11	H: 1 LOB: 0 BB: 0 P: 18	R: 0 E: 0 K: 0 S: 7	H: 0 LOB: 0 BB: 0 P: 10	R: 0 E: 0 K: 0 S: 12	H: 1 LOB: 0 BB: 0 P: 17	R: 0 E: 0 K: 1 S: 8	H: 0 LOB: 2 BB: 2 P: 20		1B: 3 2B: 0 3B: 1 HR: 0	SF: 0 SAC: 1 DP: 1 HBP: 0	WP: 0 PB: 0 SB: 0 CS: 2	PA: 34						
PITCHER	IP	WLS	BF	H	R	ER	SO	BB	IBB	HBP	BLK	WP	HR	S	P	ERA	WHIP										
Jimmy Haynes, R (1, 1) ERA: 5.9	6.0	L	25	3	3	0	2	5	0	0	0	0	0	62	106	0.00	1.333										
Brian Reith, R (7, 1) ERA: 4.12	2.0		8	1	0	0	1	1	1	0	0	0	0	20	37	0.00	1.000										

AB	25
R	3
H	4
RBI	2
BB	7
SO	3
LOB	13



Batter	1	2	3	4	5	6	7	8	9	AB	R	H	RBI	BB	SO	LOB	TOP					
Coco Crisp, S OBP: 0.300, SLG: 0.310 (1, 7)	0-0 1B BB 1B		1-2 F9		4-0 2B SF7 BB	0-1 1B 2B		1-0 F8	1-2 G3	5	2	2	0	1	0	0	Cleveland Indians @ Kansas City Royals Kauffman Stadium, Kansas City, MO Mon Jun 30 2003, 4:05 PM CDT Cloudy - 82 F					
Matt Lawton, L OBP: 0.338, SLG: 0.402 (1, 9)	4-0 1B BB		1-1		2-0 2B 2B	4-2 1B BB		3-0 1B 2B	3-3 K	4	2	3	0	2	1	0						
Milton Bradley, S OBP: 0.445, SLG: 0.523 (1, 8)	0-1 G4-6-3 1B		1-1 F8		1-0 SF7	3-1 WP 1-3 2-H 1B		4-0 1B HR IBB	2-3 K	4	1	2	2	1	1	1						
Jody Gerut, L OBP: 0.326, SLG: 0.494 (1, 10)	0-3 K		0-1 L7		1-2 1B SF8 2B	0-1 F8		1-2 HR 1B		5	2	2	2	0	1	5						
Ben Broussard, L OBP: 0.323, SLG: 0.429 (1, 3)	2-1 G4-6-3 1-2				2-1 41 1B 2B 1B	2-1 F8		4-0 HR IBB		4	2	1	0	1	0	4						
Casey Blake, R OBP: 0.330, SLG: 0.414 (1, 5)		4-1 BB			0-0 FC5 41 1B 1B	2-2 SF8		0-0 G6-3 HR		3	1	2	5	1	0	0						
41 Victor Martinez, S OBP: 0.333, SLG: 0.500 (1, 2)		2-2 F8			1-1 1B	2-1 2B 1B		2-3 K	0-0 K	5	0	3	0	0	1	1						
Ricky Gutierrez, R OBP: 0.292, SLG: 0.333 (1, 6)		1-0 L4			2-1 F7	1-2 2B		0-3 K		5	0	2	1	0	1	4						
Brandon Phillips, R OBP: 0.248, SLG: 0.315 (1, 4)		3-1 G5-3			0-0 FC5	1-0 F9		0-0 F8	0-0 P5	5	0	0	0	0	0	7						
Inning Stats	R: 0 E: 0 K: 1 S: 8	H: 2 LOB: 2 BB: 1 P: 14	R: 0 E: 0 K: 0 S: 8	H: 0 LOB: 1 BB: 1 P: 18	R: 0 E: 0 K: 0 S: 9	H: 1 LOB: 1 BB: 0 P: 12	R: 0 E: 0 K: 0 S: 7	H: 2 LOB: 2 BB: 0 P: 11	R: 4 E: 0 K: 0 S: 15	H: 5 LOB: 2 BB: 1 P: 31	R: 1 E: 0 K: 0 S: 10	H: 2 LOB: 1 BB: 0 P: 19	R: 0 E: 0 K: 1 S: 10	H: 1 LOB: 1 BB: 0 P: 17	R: 5 E: 0 K: 1 S: 11	H: 4 LOB: 1 BB: 2 P: 24	R: 0 E: 0 K: 2 S: 13	H: 0 LOB: 0 BB: 0 P: 19	1B: 10 2B: 6 3B: 0 HR: 1	SF: 2 SAC: 0 DP: 1 HBP: 0	WP: 1 PB: 0 SB: 0 CS: 0	PA: 48
PITCHER	IP WLS BF H R ER SO BB IBB HBP BLK WP HR S P ERA WHIP																					
Brad Voyles, R ERA: 5.79 (1, 1)	4.1 L 23 8 4 4 1 3 3 0 0 0 0 0 0 39 72 8.31 2.538																					
Sean Lowe, R ERA: 4.69 (5, 1)	1.2 9 4 1 1 0 1 0 0 0 0 1 0 18 33 5.40 3.000																					
51 Kris Wilson, R ERA: 5.79 (7, 1)	2.0 13 5 5 5 2 0 2 0 0 0 0 1 21 41 22.50 2.500																					
D.J. Carrasco, R ERA: 3.61 (9, 1)	1.0 3 0 0 0 2 0 0 0 0 0 0 0 13 19 0.00 0.000																					

Batter	1	2	3	4	5	6	7	8	9	AB	R	H	RBI	BB	SO	LOB	BOTTOM			
Desi Relaford, S OBP: 0.344, SLG: 0.440 (1, 4)	3-2 P2			1-0 F8		0-2 G4-6-3	0-0 F8		2-3 K	4	0	0	0	0	0	5	Cleveland Indians @ Kansas City Royals Kauffman Stadium, Kansas City, MO Mon Jun 30 2003, 4:05 PM CDT Cloudy - 82 F			
Aaron Cuiel, L OBP: 0.351, SLG: 0.462 (9, PH)						1-2 2-3 F8				1	0	0	0	0	1	0				
Joe Randa, R OBP: 0.296, SLG: 0.396 (1, 5)	2-3 K					2-2 F8		3-1 L7		4	0	0	0	0	1	1				
Carlos Beltrán, S OBP: 0.394, SLG: 0.476 (1, 8)	1-2 F7			4-1 BB		4-2 E BB		2-1 F9		2	1	0	0	2	0	0				
Ken Harvey, R OBP: 0.306, SLG: 0.410 (1, 10)		0-3 K		1-3 K		0-0 E4 BB 1B		1-0 F9		4	1	0	0	0	2	2				
Raul Ibanez, L OBP: 0.340, SLG: 0.454 (8, 3)		1-0 4 1-5-3 1B			1-1 F7	4-2 1B E 1-2 BB			0-2 3B 2B	3	1	2	0	1	0	0				
4 Angel Berroa, R OBP: 0.339, SLG: 0.449 (1, 6)		2-2 L5-3			1-2 G5-3	1-0 L6		4-2 3B BB		3	1	0	0	1	0	4				
Michael Tucker, L OBP: 0.341, SLG: 0.471 (8, 7)			1-0 G4-3		2-3 K	2-2 E1 1B		1-2 SF7 3B		4	1	1	2	0	1	2				
Morgan Burkhardt, S OBP: 0.500, SLG: 0.429 (1, 3)			1-1 G5-3			1-0 G4-6-3 1B		0-1 G3		3	0	2	1	0	0	0				
Carlos Febles, R OBP: 0.276, SLG: 0.270 (7, PR)						1-2 2-3 3-H 1B				1	0	0	0	0	0	1				
Brent Mayne, L OBP: 0.310, SLG: 0.364 (1, 2)			2-3 K			1-1 G4-6-3 1B		0-0 SF7		3	0	1	1	0	2	3				
Inning Stats	R: 0 E: 0 K: 1 S: 10	H: 0 LOB: 0 BB: 0 P: 16	R: 0 E: 0 K: 1 S: 8	H: 1 LOB: 0 BB: 0 P: 11	R: 0 E: 0 K: 1 S: 8	H: 0 LOB: 0 BB: 0 P: 12	R: 0 E: 0 K: 1 S: 8	H: 0 LOB: 1 BB: 1 P: 15	R: 0 E: 0 K: 0 S: 9	H: 2 LOB: 1 BB: 0 P: 13	R: 2 E: 2 K: 1 S: 16	H: 1 LOB: 3 BB: 2 P: 27	R: 0 E: 0 K: 0 S: 5	H: 0 LOB: 0 BB: 0 P: 11	R: 3 E: 0 K: 1 S: 15	H: 2 LOB: 0 BB: 1 P: 22	1B: 4 2B: 2 3B: 1 HR: 0	SF: 1 SAC: 0 DP: 2 HBP: 0	WP: 0 PB: 0 SB: 0 CS: 0	PA: 37
PITCHER	IP WLS BF H R ER SO BB IBB HBP BLK WP HR S P ERA WHIP																			
31 Cliff Lee, L ERA: 4.13 (7, 1)	0.2 H 4 1 0 0 1 0 0 0 0 0 0 9 12 0.00 1.500																			
David Riske, R ERA: 3.19 (7, 1)	0.1 H 1 0 0 0 0 0 0 0 0 0 0 1 1 0.00 0.000																			
Nick Bierbrodt, L ERA: 9.38 (8, 1)	2.0 9 2 3 3 1 1 0 0 0 0 0 0 20 33 13.50 1.500																			

Batter	1	2	3	4	5	6	7	8	9	AB	R	H	RBI	BB	SO	LOB	TOP										
Coco Crisp, S OBP: 0.294, SLG: 0.303 	2-1 1B 	1-3 SAFE 		2-0 SAFE 		3-1 		2-2 SAFE 		5	1	1	0	0	1	4											
Matt Lawton, L OBP: 0.339, SLG: 0.413 	0-1 1-H 	2-2 		0-0 		2-3 		1-1 SAFE 	1B	5	1	2	2	0	1	3											
Milton Bradley, S OBP: 0.441, SLG: 0.516 	2-3 		2-2 		1-0 SAFE 	1B		2-2 SAFE 	1B	5	1	1	0	0	1	1											
Jody Gerut, L OBP: 0.333, SLG: 0.511 	2-1 		2-3 		0-1 1-H 			4-2 		4	2	2	2	1	1	0											
Casey Blake, R OBP: 0.335, SLG: 0.430 	3-2 SAFE 		3-1 		1-0 SAFE 	1B		3-3 		5	1	3	2	0	1	1											
Shane Spencer, R OBP: 0.311, SLG: 0.345 Ben Broussard, L OBP: 0.323, SLG: 0.429 	2-3 		2-2 		1-0 SAFE 	1B		0-0 		4	1	2	0	0	1	1											
Tim Laker, R OBP: 0.295, SLG: 0.417 	1-2 			4-1 	1B			2-3 SAFE 		3	1	1	2	1	1	1											
Brandon Phillips, R OBP: 0.245, SLG: 0.310 		0-2 		1-2 	1B			0-3 		4	0	0	0	0	1	1											
Zach Sorensen, S OBP: 0.316, SLG: 0.412 	2-0 			1-0 SAFE 	1B			4-2 SAFE 	BB	3	0	2	0	1	0	0											
Inning Stats	R: 4 E: 0 K: 2 S: 23	H: 4 LOB: 0 BB: 0 P: 35	R: 0 E: 0 K: 1 S: 10	H: 1 LOB: 1 BB: 0 P: 15	R: 0 E: 0 K: 1 S: 12	H: 1 LOB: 1 BB: 0 P: 21	R: 0 E: 0 K: 0 S: 7	H: 1 LOB: 2 BB: 1 P: 15	R: 4 E: 0 K: 1 S: 12	H: 5 LOB: 0 BB: 0 P: 19	R: 0 E: 0 K: 1 S: 7	H: 0 LOB: 0 BB: 0 P: 15	R: 0 E: 0 K: 1 S: 7	H: 1 LOB: 1 BB: 0 P: 9	R: 0 E: 0 K: 1 S: 9	H: 0 LOB: 0 BB: 1 P: 15	R: 0 E: 0 K: 1 S: 10	H: 1 LOB: 1 BB: 1 P: 20	1B: 9 2B: 1 3B: 0 HR: 4	SF: 0 SAC: 0 DP: 1 HBP: 0	WP: 1 PB: 1 SB: 0 CS: 3	PA: 41					
PITCHER	IP	WLS	BF	H	R	ER	SO	BB	IBB	HBP	BLK	WP	HR	S	P	ERA	WHIP										
Kyle Snyder, R ERA: 4.62	4.0		20	7	4	4	4	1	0	0	0	0	2	52	86	9.00	2.000										
Les Wairond, L ERA: 10.13	0.1	L	5	5	4	4	0	0	0	0	0	1	2	8	13	108.00	15.000										
Nate Field, R ERA: 1.93	3.2		12	1	0	0	3	1	0	0	0	0	0	27	45	0.00	0.545										
Jason Grimsley, R ERA: 3.8	1.0		4	1	0	0	1	1	0	0	0	0	0	10	20	0.00	2.000										

Cleveland Indians @ Kansas City Royals
Kauffman Stadium, Kansas City, MO
Mon Jun 30 2003, 4:10 PM CDT
Att: 14,645 - Cloudy - 80 F

AB	38
R	8
H	14
RBI	8
BB	3
SO	8
LOB	12



Batter	1	2	3	4	5	6	7	8	9	AB	R	H	RBI	BB	SO	LOB	BOTTOM										
Aaron Guiel, L OBP: 0.342, SLG: 0.457 	0-1 	1-2 SAFE 	1-1 SAFE 			3-2 			1-2 	5	0	1	0	0	0	2											
Joe Randa, R OBP: 0.301, SLG: 0.398 	2-2 SAFE 	1-1 SAFE 		1-3 		1-0 SAFE 			0-1 	4	1	2	0	0	1	0											
Carlos Beltrán, S OBP: 0.387, SLG: 0.465 	1-1 	0-1 SAFE 		2-2 		1-2 			1-1 	5	0	0	0	0	0	4											
Ken Harvey, R OBP: 0.310, SLG: 0.425 	1-1 		1-0 		0-0 			2-1 		4	2	2	1	0	0	0											
Raul Ibanez, L OBP: 0.339, SLG: 0.461 	1-0 SAFE 		2-1 SAFE 		1-3 			2-2 SAFE 		4	1	1	3	0	1	0											
4 Angel Berroa, R OBP: 0.345, SLG: 0.457 	2-2 		2-1 		2-2 			0-0 		4	1	3	0	0	0	0											
Morgan Burkhardt, S OBP: 0.333, SLG: 0.273 	2-0 		0-0 		1-1 			2-2 SAFE 		4	0	0	0	0	0	3											
Mike DiFelice, R OBP: 0.313, SLG: 0.431 		2-1 SAFE 	4-1 SAFE 		2-2 SAFE 			3-2 SAFE 		3	0	0	0	1	0	1											
Carlos Febles, R OBP: 0.279, SLG: 0.271 Michael Tucker, L (9, PH) OBP: 0.340, SLG: 0.469 		2-3 	2-2 		2-1 			1-3 		3	0	1	1	0	1	0											
Inning Stats	R: 3 E: 0 K: 0 S: 16	H: 3 LOB: 1 BB: 0 P: 25	R: 0 E: 0 K: 1 S: 12	H: 2 LOB: 2 BB: 0 P: 18	R: 2 E: 0 K: 0 S: 12	H: 3 LOB: 2 BB: 1 P: 24	R: 0 E: 0 K: 1 S: 8	H: 0 LOB: 0 BB: 0 P: 11	R: 0 E: 0 K: 0 S: 9	H: 0 LOB: 0 BB: 0 P: 13	R: 0 E: 0 K: 0 S: 8	H: 0 LOB: 0 BB: 0 P: 15	R: 0 E: 0 K: 0 S: 6	H: 0 LOB: 0 BB: 0 P: 10	R: 0 E: 0 K: 0 S: 13	H: 1 LOB: 1 BB: 0 P: 20	R: 0 E: 0 K: 1 S: 10	H: 1 LOB: 1 BB: 0 P: 13	1B: 6 2B: 2 3B: 0 HR: 2	SF: 0 SAC: 0 DP: 0 HBP: 1	WP: 0 PB: 0 SB: 0 CS: 0	PA: 39					
PITCHER	IP	WLS	BF	H	R	ER	SO	BB	IBB	HBP	BLK	WP	HR	S	P	ERA	WHIP										
Brian Anderson, L ERA: 4.27	6.0		28	8	5	5	3	1	0	0	0	0	2	65	106	7.50	1.500										
Jason Boyd, R ERA: 3.99	1.0	H	3	0	0	0	0	0	0	0	0	0	0	6	10	0.00	0.000										
David Riske, R ERA: 3.11	1.0	H	4	1	0	0	0	0	0	0	0	0	0	13	20	0.00	1.000										
Danys Baez, R ERA: 3.51	1.0	S	4	1	0	0	1	0	0	0	0	0	0	10	13	0.00	1.000										

Cleveland Indians @ Kansas City Royals
Kauffman Stadium, Kansas City, MO
Mon Jun 30 2003, 4:10 PM CDT
Att: 14,645 - Cloudy - 80 F

AB	37
R	5
H	10
RBI	5
BB	1
SO	4
LOB	10



Batter	1	2	3	4	5	6	7	8	9	AB	R	H	RBI	BB	SO	LOB	TOP									
Coco Crisp, S OBP: 0.292, SLG: 0.325 (1, 7)										4	1	1	0	0	1	0	Cleveland Indians @ Kansas City Royals Kauffman Stadium, Kansas City, MO Tue Jul 01 2003, 7:05 PM CDT Att: 12,831 - Cloudy - 83 F									
Matt Lawton, L OBP: 0.341, SLG: 0.424 (1, 9)										4	1	2	2	0	0	0										
Milton Bradley, S OBP: 0.442, SLG: 0.518 (1, 8)										3	1	1	0	1	1	1										
Jody Gerut, L OBP: 0.332, SLG: 0.505 (1, 10)										4	0	1	0	0	1	2										
Casey Blake, R OBP: 0.333, SLG: 0.427 (1, 5)										4	0	1	0	0	0	2										
Ben Broussard, L OBP: 0.333, SLG: 0.430 (1, 3)										2	0	1	1	1	0	0										
41 Victor Martinez, S OBP: 0.250, SLG: 0.375 (1, 2)										4	0	0	0	0	1	5										
Ricky Gutierrez, R OBP: 0.286, SLG: 0.292 Zach Sorensen, S OBP: 0.316, SLG: 0.412 (9, PR)										3	0	0	0	0	0	2										
Brandon Phillips, R OBP: 0.241, SLG: 0.306 (1, 4)										4	0	0	0	0	0	3										
Inning Stats	R: 1 E: 0 K: 1 S: 12	H: 1 LOB: 0 BB: 0 P: 20	R: 0 E: 0 K: 0 S: 6	H: 0 LOB: 0 BB: 0 P: 13	R: 0 E: 0 K: 1 S: 9	H: 0 LOB: 0 BB: 0 P: 10	R: 0 E: 0 K: 0 S: 8	H: 1 LOB: 1 BB: 0 P: 14	R: 0 E: 0 K: 0 S: 6	H: 0 LOB: 0 BB: 0 P: 8	R: 1 E: 0 K: 0 S: 10	H: 2 LOB: 1 BB: 0 P: 14	R: 0 E: 0 K: 0 S: 14	H: 1 LOB: 2 BB: 1 P: 23	R: 0 E: 0 K: 0 S: 8	H: 0 LOB: 0 BB: 0 P: 10		R: 1 E: 0 K: 2 S: 18	H: 2 LOB: 3 BB: 1 P: 29	1B: 4 2B: 1 3B: 1 HR: 1	SF: 0 SAC: 0 DP: 1 HBP: 2	WP: 0 PB: 0 SB: 0 CS: 0	PA: 36			
PITCHER	IP	WLS	BF	H	R	ER	SO	BB	IBB	HBP	BLK	WP	HR	S	P	ERA	WHIP									
Jose Lima, R ERA: 3.2 Jason Grimsley, R ERA: 3.88 Mike MacDougal, R ERA: 2.89	(1, 1)	7.0	W	26	5	2	2	2	1	0	1	0	0	1	65	102	2.57	0.857								
	(8, 1)	1.1		7	2	1	1	1	1	0	0	0	0	0	21	32	6.75	2.250								
	(9, 1)	0.2	S	3	0	0	0	1	0	0	1	0	0	0	5	7	0.00	0.000								

AB 32
R 3
H 7
RBI 3
BB 2
SO 4
LOB 15



Batter	1	2	3	4	5	6	7	8	9	AB	R	H	RBI	BB	SO	LOB	BOTTOM								
Desi Relaford, S OBP: 0.343, SLG: 0.437 (1, 4)										4	1	1	0	0	1	2	Cleveland Indians @ Kansas City Royals Kauffman Stadium, Kansas City, MO Tue Jul 01 2003, 7:05 PM CDT Att: 12,831 - Cloudy - 83 F								
Joe Randa, R OBP: 0.304, SLG: 0.414 (1, 5)										4	2	2	4	0	0	0									
Carlos Beltrán, S OBP: 0.392, SLG: 0.468 (1, 8)										3	0	2	1	1	0	0									
Raul Ibanez, L OBP: 0.341, SLG: 0.460 (1, 3)										3	0	1	0	1	0	1									
Ken Harvey, R OBP: 0.305, SLG: 0.418 (1, 10)										4	0	0	0	0	2	4									
Michael Tucker, L OBP: 0.339, SLG: 0.464 (1, 7)										3	1	0	0	1	1	0									
Aaron Guiel, L OBP: 0.337, SLG: 0.459 (1, 9)										4	1	1	0	0	0	0									
4 Angel Berroa, R OBP: 0.340, SLG: 0.451 (1, 6)										4	0	0	1	0	0	1									
Brent Mayne, L OBP: 0.311, SLG: 0.364 (1, 2)										3	1	1	0	0	0	0									
Inning Stats	R: 0 E: 0 K: 1 S: 8	H: 0 LOB: 2 BB: 2 P: 19	R: 4 E: 0 K: 1 S: 24	H: 4 LOB: 1 BB: 1 P: 37	R: 0 E: 0 K: 0 S: 5	H: 0 LOB: 0 BB: 0 P: 8	R: 2 E: 0 K: 0 S: 13	H: 4 LOB: 2 BB: 0 P: 16	R: 0 E: 0 K: 0 S: 5	H: 0 LOB: 0 BB: 0 P: 6	R: 0 E: 0 K: 0 S: 10	H: 0 LOB: 0 BB: 0 P: 15	R: 0 E: 0 K: 1 S: 8	H: 0 LOB: 0 BB: 0 P: 12	R: 0 E: 0 K: 1 S: 6	H: 0 LOB: 0 BB: 0 P: 7		1B: 5 2B: 2 3B: 0 HR: 1	SF: 0 SAC: 0 DP: 0 HBP: 0	WP: 1 PB: 0 SB: 1 CS: 0	PA: 35				
PITCHER	IP	WLS	BF	H	R	ER	SO	BB	IBB	HBP	BLK	WP	HR	S	P	ERA	WHIP								
Ricardo Rodriguez, R ERA: 5.73 Terry Mulholland, L ERA: 3.86 Jack Cressend, R ERA: Alex Herrera, L ERA:	(1, 1)	1.2	L	12	4	4	4	2	3	0	0	1	1	31	55	21.60	4.200								
	(2, 1)	3.1		14	4	2	2	0	0	0	0	0	0	24	31	5.40	1.200								
	(6, 1)	2.0		6	0	0	0	1	0	0	0	0	0	18	27	0.00	0.000								
	(8, 1)	1.0		3	0	0	0	1	0	0	0	0	0	6	7	0.00	0.000								

AB 32
R 6
H 8
RBI 6
BB 3
SO 4
LOB 8



Batter	1	2	3	4	5	6	7	8	9	AB	R	H	RBI	BB	SO	LOB	TOP			
Coco Crisp, S OBP: 0.290, SLG: 0.325 (1, 7)	1-1 G4-6-3 1B		1-2 SF8		0-1 G6-3			2-0 F8		3	0	1	1	0	0	0				
Matt Lawton, L OBP: 0.337, SLG: 0.418 (1, 9)	0-1 G4-6-3 1-2f		3-H 1-0 L4				0-0 G3		1-2 L4	4	0	0	0	0	0	2				
Milton Bradley, S OBP: 0.436, SLG: 0.510 (1, 8)	3-3 K			0-2 G3-1		1-3 K		2-2 P4		4	0	0	0	0	2	0				
Shane Spencer, R OBP: 0.320, SLG: 0.364 (1, 10)		4-0 G4-6-3 BB		2-2 HR		0-0 G5-3		4-1 BB		2	1	1	1	2	0	0				
Casey Blake, R OBP: 0.329, SLG: 0.421 (1, 5)	0-0 F8			0-0 F9				1-0 P4		4	0	0	0	0	0	2				
Tim Laker, R OBP: 0.297, SLG: 0.414 (1, 2)	2-1 G4-6-3 1-2f			3-2 FC6 1B				2-2 G5-3		3	0	1	0	0	0	1				
Ben Broussard, L OBP: 0.327, SLG: 0.421 (1, 3)			0-0 P5	0-1 FC6 1-2f				2-2 F8		3	0	0	0	0	0	1				
Brandon Phillips, R OBP: 0.246, SLG: 0.310 (1, 4)			0-0 2 1B SF8 1B		1-2 G5-4-3 1B			0-1 P6		3	1	2	0	0	0	0				
2 Jhonny Peralta, R OBP: 0.241, SLG: 0.185 (1, 6)			0-2 1-3 1B		1-0 G5-4-3 1-2f			2-3 K		3	0	1	0	0	1	1				
Inning Stats	R: 0 E: 0 K: 1 S: 8	H: 1 LOB: 0 BB: 0 P: 12	R: 0 E: 0 K: 0 S: 3	H: 0 LOB: 0 BB: 1 P: 9	R: 1 E: 0 K: 0 S: 9	H: 2 LOB: 1 BB: 0 P: 11	R: 1 E: 0 K: 0 S: 12	H: 2 LOB: 1 BB: 0 P: 17	R: 0 E: 0 K: 1 S: 5	H: 1 LOB: 0 BB: 0 P: 9	R: 0 E: 0 K: 0 S: 9	H: 0 LOB: 0 BB: 0 P: 14	R: 0 E: 0 K: 1 S: 6	H: 0 LOB: 0 BB: 1 P: 10	R: 0 E: 0 K: 0 S: 8	H: 0 LOB: 1 BB: 1 P: 15	1B: 5 2B: 0 3B: 0 HR: 1	SF: 1 SAC: 0 DP: 3 HBP: 0	WP: 0 PB: 0 SB: 0 CS: 0	PA: 32
PITCHER Darrell May, L ERA: 3.87 (1, 1)	IP: 9.0 WLS: W BF: 32 H: 6 R: 2 ER: 2 SO: 3 BB: 2 IBB: 0 HBP: 0 BLK: 0 WP: 0 HR: 1 S: 67 P: 103 ERA: 2.00 WHIP: 0.889															PITCHER				

Cleveland Indians @ Kansas City Royals
Kauffman Stadium, Kansas City, MO

Wed Jul 02 2003, 7:05 PM CDT
Att: 12,918 - Sunny - 88 F

AB 29
R 2
H 6
RBI 2
BB 2
SO 3
LOB 7



Batter	1	2	3	4	5	6	7	8	9	AB	R	H	RBI	BB	SO	LOB	BOTTOM			
Michael Tucker, L OBP: 0.338, SLG: 0.461 (1, 9)	3-3 K	0-0 SH3-4	0-0 FC3-6 1B		0-1 G4-3			3-3 K		4	0	1	0	0	2	0				
Joe Randa, R OBP: 0.304, SLG: 0.414 (1, 5)	0-0 1B BB	2-2 1B	0-1 FC3-6 E		1-1 G1-4-3			1-0 G1-3 2B		0	0	0	0	0	0	0				
Desi Relaford, S OBP: 0.347, SLG: 0.448 (2, 5)	1B BB	2-H 3-H 2B	1-2 2-3 E					4-1 G1-3 BB		5	2	3	2	0	0	2				
Carlos Beltrán, S OBP: 0.403, SLG: 0.475 (1, 8)	0-0 BB 4 SF7 1B	0-1 1B FC6-4 1B	1-0 E8 1B			4-2 G6-3 S BB		4-1 G1-3 BB		3	3	3	2	2	0	0				
Ken Harvey, R OBP: 0.310, SLG: 0.419 (1, 3)	0-0 BB 1-2 2-3 1B	0-0 FC6-4 1B	4-0 IBB			2-0 G6-3		0-0 G1-3		4	0	2	0	1	0	3				
Raul Ibanez, L OBP: 0.339, SLG: 0.456 (1, 7)	4-0 1-2 2-3 3-H BB	2-2 FC6-4 E 1B	0-3 K			2-1 SF8		3-3 K		3	0	0	3	1	2	6				
4 Angel Berroa, R OBP: 0.339, SLG: 0.449 (1, 6)	0-0 SF7	1-1 E5 1B		0-2 F9		3-H 1-2 F9				3	0	1	1	0	0	0				
Morgan Burkhardt, S OBP: 0.250, SLG: 0.200 (1, 10)	0-0 G1-6-3	1-3 K		0-1 G3				3-3 K		4	0	0	0	0	2	4				
Brent Mayne, L OBP: 0.310, SLG: 0.358 (1, 2)		4-1 SH3-4 2B BB	1-3 K	2-3 K				2-1 G4-3		3	1	0	0	1	2	0				
Carlos Febles, R OBP: 0.286, SLG: 0.278 (1, 4)		0-0 SH3-4 2B 1B	0-0 FC3-6 E 1B		1-0 G5-3			1-2 F9		4	2	2	0	0	0	0				
Inning Stats	R: 2 E: 0 K: 1 S: 8	H: 3 LOB: 2 BB: 1 P: 15	R: 4 E: 1 K: 1 S: 19	H: 5 LOB: 2 BB: 1 P: 29	R: 1 E: 1 K: 2 S: 11	H: 3 LOB: 3 BB: 1 P: 17	R: 0 E: 0 K: 1 S: 8	H: 0 LOB: 0 BB: 0 P: 10	R: 0 E: 0 K: 0 S: 5	H: 0 LOB: 0 BB: 1 P: 7	R: 1 E: 0 K: 0 S: 9	H: 0 LOB: 0 BB: 1 P: 18	R: 0 E: 0 K: 1 S: 9	H: 0 LOB: 0 BB: 0 P: 15	R: 0 E: 0 K: 2 S: 10	H: 1 LOB: 2 BB: 1 P: 21	1B: 10 2B: 2 3B: 0 HR: 0	SF: 2 SAC: 1 DP: 0 HBP: 0	WP: 0 PB: 0 SB: 1 CS: 0	PA: 41
PITCHER Billy Traber, L ERA: 4.88 (1, 1)	IP: 2.2 WLS: L BF: 22 H: 7 R: 7 ER: 7 SO: 7 BB: 2 IBB: 0 HBP: 0 BLK: 0 WP: 0 HR: 0 S: 35 P: 58 ERA: 23.62 WHIP: 4.875															PITCHER				
Terry Mulholland, L ERA: 3.67 (3, 1)	2.1 7 0 0 0 2 0 0 0 0 0 0 0 16 20 0.00 0.000																			
Nick Bierbrodt, L ERA: 9.15 (6, 1)	2.0 7 0 1 1 1 1 0 0 0 0 0 0 18 33 4.50 0.500																			
Alex Herrera, L ERA: (8, 1)	1.0 5 1 0 0 2 1 0 0 0 0 0 0 10 21 0.00 2.000																			

Cleveland Indians @ Kansas City Royals
Kauffman Stadium, Kansas City, MO

Wed Jul 02 2003, 7:05 PM CDT
Att: 12,918 - Sunny - 88 F


AB 33
R 8
H 12
RBI 8
BB 5
SO 8
LOB 15




Batter	1	2	3	4	5	6	7	8	9	AB	R	H	RBI	BB	SO	LOB	TOP																					
Coco Crisp, S OBP: 0.296, SLG: 0.330 (1, 8)			G1-3				G1-3		K	5	2	2	0	0	1	1	Cleveland Indians @ Minnesota Twins Hubert H. Humphrey Metrodome, Minneapolis, MN Thu Jul 03 2003, 8:05 PM EDT Att: 15,064 - Dome - 72 F livebaseballscorecards.com																					
Matt Lawton, L OBP: 0.335, SLG: 0.413 (1, 9)							G3-1		K	4	1	0	0	1	2	3																						
Milton Bradley, S OBP: 0.445, SLG: 0.516 (1, 10)										1	0	1	1	3	0	0																						
Shane Spencer, R OBP: 0.323, SLG: 0.367 Ben Broussard, L OBP: 0.327, SLG: 0.421 (7, 3)										4	0	2	2	0	1	3																						
Jody Gerut, L OBP: 0.330, SLG: 0.516 (1, 7)										4	1	1	1	0	1	3																						
Casey Blake, R OBP: 0.324, SLG: 0.414 (1, 5)										4	0	0	0	0	1	0																						
41 Victor Martinez, S OBP: 0.250, SLG: 0.316 (1, 2)										3	0	0	0	1	1	0																						
Ricky Gutierrez, R OBP: 0.281, SLG: 0.286 (1, 6)										4	0	1	0	0	0	1																						
Brandon Phillips, R OBP: 0.246, SLG: 0.313 (1, 4)										4	0	1	0	0	1	1																						
Inning Stats	R: 1 E: 0 K: 0 S: 7	H: 2 LOB: 1 BB: 0 P: 10	R: 0 E: 0 K: 1 S: 10	H: 0 LOB: 0 BB: 0 P: 14	R: 1 E: 0 K: 1 S: 16	H: 1 LOB: 2 BB: 2 P: 29	R: 0 E: 0 K: 0 S: 6	H: 0 LOB: 0 BB: 0 P: 6	R: 1 E: 0 K: 1 S: 11	H: 2 LOB: 1 BB: 1 P: 20	R: 0 E: 0 K: 0 S: 8	H: 0 LOB: 1 BB: 1 P: 16	R: 0 E: 0 K: 1 S: 9	H: 1 LOB: 2 BB: 0 P: 11	R: 1 E: 0 K: 2 S: 13	H: 2 LOB: 1 BB: 0 P: 20	R: 0 E: 0 K: 1 S: 11	H: 0 LOB: 0 BB: 1 P: 22	1B: 5 2B: 2 3B: 0 HR: 1	SF: 0 SAC: 0 DP: 0 HBP: 1	WP: 0 PB: 0 SB: 0 CS: 1	PA: 41																
PITCHER	IP	WLS	BF	H	R	ER	SO	BB	IBB	HBP	BLK	WP	HR	S	P	ERA	WHIP	PITCHER				IP	WLS	BF	H	R	ER	SO	BB	IBB	HBP	BLK	WP	HR	S	P	ERA	WHIP
Kenny Rogers, L ERA: 4.87 (1, 1)	6.2	L	30	6	3	3	3	3	1	1	0	0	0	64	103	4.05	1.350																					
Grant Balfour, R ERA: 3.86 (7, 1)	2.1		9	2	1	1	5	1	0	0	0	0	1	27	45	3.86	1.286																					

Batter	1	2	3	4	5	6	7	8	9	AB	R	H	RBI	BB	SO	LOB	BOTTOM																					
Bobby Kielty, S OBP: 0.380, SLG: 0.454 (1, 9)										3	0	0	0	0	0	0	Cleveland Indians @ Minnesota Twins Hubert H. Humphrey Metrodome, Minneapolis, MN Thu Jul 03 2003, 8:05 PM EDT Att: 15,064 - Dome - 72 F livebaseballscorecards.com																					
Cristian Guzman, S OBP: 0.288, SLG: 0.348 (1, 6)										4	0	0	0	0	1	2																						
Corey Koskie, L OBP: 0.397, SLG: 0.498 (1, 5)										3	0	1	0	0	0	0																						
Torii Hunter, R OBP: 0.326, SLG: 0.440 (1, 10)										4	0	0	0	0	1	2																						
Matthew LeCroy, R OBP: 0.329, SLG: 0.506 (1, 3)										4	1	2	1	0	0	1																						
Dustin Mohr, R OBP: 0.323, SLG: 0.445 (1, 7)										3	0	0	0	1	1	1																						
20 Lew Ford, R OBP: 0.400, SLG: 0.533 (1, 8)										3	0	0	0	0	0	0																						
Tom Prince, R OBP: 0.326, SLG: 0.410 (1, 2)										3	0	0	0	0	2	2																						
Luis Rivas, R OBP: 0.322, SLG: 0.362 (1, 4)										3	0	1	0	0	0	2																						
Inning Stats	R: 0 E: 0 K: 0 S: 8	H: 0 LOB: 1 BB: 0 P: 11	R: 0 E: 0 K: 1 S: 11	H: 1 LOB: 2 BB: 1 P: 19	R: 0 E: 0 K: 0 S: 8	H: 0 LOB: 0 BB: 0 P: 13	R: 0 E: 0 K: 0 S: 6	H: 0 LOB: 0 BB: 0 P: 9	R: 0 E: 1 K: 0 S: 6	H: 1 LOB: 2 BB: 0 P: 7	R: 0 E: 0 K: 2 S: 9	H: 1 LOB: 1 BB: 0 P: 12	R: 0 E: 0 K: 1 S: 8	H: 0 LOB: 0 BB: 0 P: 8	R: 0 E: 0 K: 1 S: 9	H: 0 LOB: 0 BB: 0 P: 13	R: 1 E: 0 K: 0 S: 6	H: 1 LOB: 0 BB: 0 P: 10	1B: 3 2B: 0 3B: 0 HR: 1	SF: 0 SAC: 1 DP: 0 HBP: 2	WP: 0 PB: 0 SB: 0 CS: 0	PA: 34																
PITCHER	IP	WLS	BF	H	R	ER	SO	BB	IBB	HBP	BLK	WP	HR	S	P	ERA	WHIP	PITCHER				IP	WLS	BF	H	R	ER	SO	BB	IBB	HBP	BLK	WP	HR	S	P	ERA	WHIP
CC Sabathia, L ERA: 3.27 (1, 1)	9.0	W	34	4	1	1	5	1	0	2	0	0	1	71	102	1.00	0.556																					



Batter	1	2	3	4	5	6	7	8	9	AB	R	H	RBI	BB	SO	LOB	TOP								
Coco Crisp, S OBP: 0.299, SLG: 0.330 (1, 7)	0-0 B5-3	1-2 F9		1-1 1B		1-3 K		0-2 F7		5	1	1	0	0	1	0	Cleveland Indians @ Minnesota Twins Hubert H. Humphrey Metrodome, Minneapolis, MN Sat Jul 05 2003, 7:05 PM EDT Att: 20,273 - Dome - 72 F AB 42 R 13 H 16 RBI 13 BB 2 SO 11 LOB 9 								
Matt Lawton, L OBP: 0.338, SLG: 0.422 (1, 9)	3-1 HR	1-1 L3		3-2 HR		2-3 K		3-3 K		5	2	2	2	0	2	0									
Milton Bradley, S OBP: 0.451, SLG: 0.529 (1, 8)	4-2 2B		0-0 1B	0-1 HR		2-1 1B			0-0 1B	4	3	4	2	1	0	0									
Shane Spencer, R OBP: 0.320, SLG: 0.368 (1, 10)	1-2 2B		0-0 1B	1-3 K		1-2 G5-3			3-3 K	5	1	1	0	0	2	3									
Ben Broussard, L OBP: 0.333, SLG: 0.425 (1, 3)	1-2 2B		0-1 E		3-2 G4-3		0-3 K		0-0 HR	4	3	2	0	0	1	0									
Casey Blake, R OBP: 0.332, SLG: 0.451 (1, 5)	1-1 G3-1		2-1 E7		1-2 1B		3-2 HR		1-0 HR	5	3	5	7	0	0	0									
Tim Laker, R OBP: 0.281, SLG: 0.391 (1, 2)	1-1 G3-1		2-1 F8		3-3 K		2-3 K		3-1 P6	5	0	0	1	0	2	3									
Brandon Phillips, R OBP: 0.242, SLG: 0.307 Zach Sorenson, S OBP: 0.333, SLG: 0.389 (1, 4) (9, PH)	0-0 G1-3		2-3 K		0-0 1B		1-2 G5-3		4-2 BB	4	0	1	1	0	1	1									
2 Jhonny Peralta, R OBP: 0.222, SLG: 0.176 (1, 6)		3-1 G5-3		2-3 K		1-0 F9		0-3 K	2-2 G5-3	5	0	0	0	0	2	2									
Inning Stats	R: 4 E: 0 K: 0 S: 16	H: 3 LOB: 1 BB: 1 P: 27	R: 0 E: 0 K: 0 S: 7	H: 0 LOB: 0 BB: 0 P: 12	R: 1 E: 1 K: 0 S: 8	H: 3 LOB: 1 BB: 0 P: 12	R: 3 E: 0 K: 3 S: 17	H: 3 LOB: 0 BB: 0 P: 26	R: 1 E: 0 K: 1 S: 13	H: 2 LOB: 1 BB: 0 P: 21	R: 0 E: 0 K: 2 S: 11	H: 1 LOB: 1 BB: 0 P: 17	R: 1 E: 0 K: 2 S: 12	H: 1 LOB: 0 BB: 0 P: 18	R: 0 E: 0 K: 2 S: 11	H: 0 LOB: 0 BB: 0 P: 14		R: 3 E: 0 K: 1 S: 13	H: 3 LOB: 1 BB: 1 P: 26	1B: 8 2B: 4 3B: 0 HR: 4	SF: 0 SAC: 0 DP: 1 HBP: 1	WP: 0 PB: 0 SB: 1 CS: 0	PA: 45		
PITCHER	IP	WLS	BF	H	R	ER	SO	BB	IBB	HBP	BLK	WP	HR	S	P	ERA	WHIP								
Joe Mays, R ERA: 6.57 (1, 1)	3.0	L	16	6	5	5	0	1	0	1	0	0	1	31	51	15.00	2.333								
Johan Santana, L ERA: 2.85 (4, 1)	3.0		15	6	4	4	6	0	0	0	0	0	1	41	64	12.00	2.000								
Grant Balfour, R ERA: 4.15 (7, 1)	2.0		7	1	1	1	4	0	0	0	0	0	1	23	32	4.50	0.500								
J.C. Romero, L ERA: 4.88 (9, 1)	1.0		7	3	3	3	1	1	0	0	0	0	1	13	26	27.00	4.000								

Batter	1	2	3	4	5	6	7	8	9	AB	R	H	RBI	BB	SO	LOB	BOTTOM								
Bobby Kielty, S OBP: 0.374, SLG: 0.441 (1, 9)	0-0 G6-3		3-3 K		2-3 K			4-0 BB		3	0	0	0	1	2	1	Cleveland Indians @ Minnesota Twins Hubert H. Humphrey Metrodome, Minneapolis, MN Sat Jul 05 2003, 7:05 PM EDT Att: 20,273 - Dome - 72 F AB 31 R 2 H 6 RBI 2 BB 3 SO 5 LOB 16 								
Doug Mientkiewicz, L OBP: 0.338, SLG: 0.473 33 Justin Morneau, L OBP: 0.309, SLG: 0.446 (1, 3) (8, PH) (9, 3)	0-2 G3-1		1-3 K		G3-1 2B		3-3 K			3	0	1	0	0	1	0									
Corey Koskie, L OBP: 0.396, SLG: 0.513 Chris Gomez, R OBP: 0.328, SLG: 0.423 (1, 5) (8, PH) (9, 5)	3-1 F7			2-2 HR		2-2 G3-1		1-2 G6-4-3		3	1	1	1	0	0	1									
Torii Hunter, R OBP: 0.324, SLG: 0.436 Denny Hocking, S OBP: 0.307, SLG: 0.370 (1, 8) (9, 8)		1-2 L4		0-0 F9		1-2 P6			4-2 HBP	3	0	0	0	0	0	1									
Matthew LeCroy, R OBP: 0.327, SLG: 0.519 (1, 10)		2-1 HR		2-2 P3		3-2 F7			1-0 P3	4	1	1	1	0	0	2									
Dustin Mohr, R OBP: 0.337, SLG: 0.446 (1, 7)		2-2 FC4-6		2-1 G6-3			4-2 FC5-4		2-2 P3	3	0	1	0	1	0	1									
A.J. Pierzynski, L OBP: 0.326, SLG: 0.470 (1, 2)		2-2 K			2-2 G4-3		1-2 FC5-4		1-2 HBP	3	0	1	0	0	1	1									
Cristian Guzman, S OBP: 0.287, SLG: 0.352 (1, 6)		2-1 FC4-6			1-1 F8		2-1 FC5-4		2-2 P6	4	0	0	0	0	0	5									
Luis Rivas, R OBP: 0.321, SLG: 0.368 (1, 4)			2-2 G5-3			1-0 G5-4-3				3	0	1	0	0	0	2									
Inning Stats	R: 0 E: 0 K: 0 S: 6	H: 0 LOB: 0 BB: 0 P: 9	R: 1 E: 0 K: 1 S: 13	H: 2 LOB: 1 BB: 0 P: 22	R: 0 E: 0 K: 2 S: 10	H: 0 LOB: 0 BB: 0 P: 16	R: 1 E: 0 K: 0 S: 9	H: 1 LOB: 0 BB: 0 P: 15	R: 0 E: 0 K: 1 S: 9	H: 1 LOB: 1 BB: 0 P: 14	R: 0 E: 0 K: 0 S: 13	H: 1 LOB: 1 BB: 0 P: 20	R: 0 E: 0 K: 0 S: 9	H: 1 LOB: 1 BB: 1 P: 17	R: 0 E: 0 K: 1 S: 6	H: 0 LOB: 0 BB: 1 P: 14		R: 0 E: 0 K: 0 S: 13	H: 0 LOB: 2 BB: 1 P: 23	1B: 2 2B: 1 3B: 1 HR: 2	SF: 0 SAC: 0 DP: 2 HBP: 1	WP: 0 PB: 0 SB: 0 CS: 0	PA: 35		
PITCHER	IP	WLS	BF	H	R	ER	SO	BB	IBB	HBP	BLK	WP	HR	S	P	ERA	WHIP								
Brian Anderson, L ERA: 4.15 (1, 1)	7.0	W	27	6	2	2	4	1	0	0	0	0	2	69	113	2.57	1.000								
Jason Boyd, R ERA: 3.66 (8, 1)	1.0		3	0	0	0	1	1	0	0	0	0	0	6	14	0.00	1.000								
David Riske, R ERA: 3.03 (9, 1)	1.0		5	0	0	0	0	1	0	1	0	0	0	13	23	0.00	1.000								

Batter	1	2	3	4	5	6	7	8	9	10	AB	R	H	RBI	BB	SO	LOB	TOP							
Coco Crisp, S OBP: 0.286, SLG: 0.314 (1, 7)	F8		P6		G3			G4-3		K	5	0	0	0	0	1	1								
Matt Lawton, L OBP: 0.342, SLG: 0.434 (1, 9)	F9		SF9 1B		L3			HR		HR 1B	5	3	3	1	0	0	0								
Milton Bradley, S OBP: 0.451, SLG: 0.534 (1, 8)			HBP 1B		F9			G1-3		K	5	0	2	0	0	1	1								
Shane Spencer, R OBP: 0.322, SLG: 0.386 (1, 10)		F9	SF9		K			1B		HR	4	1	2	3	0	1	0								
Ben Broussard, L OBP: 0.230, SLG: 0.414 (1, 3)	F8				HBP			G4-3		K	4	0	0	0	0	1	1								
Casey Blake, R OBP: 0.331, SLG: 0.451 (1, 5)	P3				P3					L7	4	1	1	0	0	0	2								
41 Victor Martinez, S OBP: 0.259, SLG: 0.309 Brandon Phillips, R OBP: 0.242, SLG: 0.307 Tim Laker, R OBP: 0.278, SLG: 0.387 (1, 2) (7, PR) (7, 2)			K		K			41 1B 2B		K	3	0	1	1	0	2	2								
Ricky Gutierrez, R OBP: 0.316, SLG: 0.333 (1, 6)					G6-3			F8			3	0	1	0	1	0	1								
Zach Sorensen, S OBP: 0.280, SLG: 0.318 (1, 4)			P5		K			G6-3		K	4	0	0	0	0	2	4								
Inning Stats	R: 0 E: 0 K: 0 S: 5	H: 1 LOB: 1 BB: 0 P: 8	R: 0 E: 0 K: 0 S: 5	H: 0 LOB: 0 BB: 0 P: 6	R: 0 E: 0 K: 1 S: 8	H: 0 LOB: 1 BB: 1 P: 15	R: 1 E: 0 K: 1 S: 13	H: 2 LOB: 2 BB: 0 P: 19	R: 0 E: 0 K: 1 S: 7	H: 0 LOB: 0 BB: 0 P: 10	R: 0 E: 0 K: 1 S: 10	H: 0 LOB: 0 BB: 0 P: 14	R: 1 E: 0 K: 0 S: 15	H: 2 LOB: 2 BB: 0 P: 21	R: 1 E: 0 K: 1 S: 18	H: 2 LOB: 1 BB: 0 P: 26	R: 0 E: 0 K: 2 S: 9	H: 1 LOB: 1 BB: 0 P: 12	R: 2 E: 0 K: 2 S: 14	H: 2 LOB: 0 BB: 0 P: 18	1B: 5 2B: 2 3B: 1 HR: 2	SF: 1 SAC: 0 DP: 0 HBP: 1	WP: 0 PB: 1 SB: 0 CS: 0	PA: 41	
PITCHER	IP	WLS	BF	H	R	ER	SO	BB	IBB	HBP	BLK	WP	HR	S	P	ERA	WHIP								
Brad Radke, R ERA: 5.56 (1, 1)	7.0		27	5	2	2	4			1	0	0	0	63	93	2.57	0.857								
LaTroy Hawkins, R ERA: 1.83 (8, 1)	2.0	B	9	3	1	1	3	0	0	0	0	0	1	27	38	4.50	1.500								
Eddie Guardado, L ERA: 3.82 (10, 1)	1.0	L	5	2	2	2	2	0	0	0	0	0	1	14	18	18.00	2.000								

Cleveland Indians @ Minnesota Twins
Hubert H. Humphrey Metrodome, Minneapolis, MN

AB 38
R 5
H 10
RBI 5
BB 1
SO 9
LOB 12



WP: 0 PA: 41
PB: 1
SB: 0
CS: 0

Sun Jul 06 2003, 2:05 PM EDT
Att. 20,549 - Dome - 72 F

Batter	1	2	3	4	5	6	7	8	9	10	AB	R	H	RBI	BB	SO	LOB	BOTTOM							
Bobby Kielty, S OBP: 0.371, SLG: 0.440 (1, 9)	F9		2B		G6-3			K		K	5	1	1	0	0	2	5								
Doug Mientkiewicz, L OBP: 0.359, SLG: 0.479 (1, 3)	P6		2B					P5			5	0	2	1	0	0	1								
Corey Koskie, L OBP: 0.391, SLG: 0.505 (1, 5)	F8		L3		G5-3			G5-3		K	5	0	0	0	0	2	2								
Torii Hunter, R OBP: 0.325, SLG: 0.437 (1, 8)		1B BB	F9		G6-3			2B		G6-3	4	1	1	0	1	0	2								
Matthew LeCroy, R OBP: 0.333, SLG: 0.516 33 Justin Morneau, L OBP: 0.300, SLG: 0.433 (7, PH)		K			BB 1B BB			FC5-4 BB		K	1	0	0	0	2	1	1								
Dustin Mohr, R OBP: 0.335, SLG: 0.441 (1, 7)	G4-3		1B		P2			G3		K	5	0	1	1	0	1	4								
A.J. Pierzynski, L OBP: 0.331, SLG: 0.474 (1, 2)	G4-3				BB 1B			SH5-4 1B 2B		F9 SH3 BB	4	1	2	0	1	0	1								
Cristian Guzman, S OBP: 0.286, SLG: 0.350 (1, 6)	P4				P4			SH5-4		SH3	2	0	0	0	0	0	3								
Luis Rivas, R OBP: 0.324, SLG: 0.368 (1, 4)	F9				BB			1B		F9	3	0	1	1	1	0	1								
Inning Stats	R: 0 E: 0 K: 0 S: 5	H: 0 LOB: 0 BB: 7	R: 1 E: 0 K: 1 S: 10	H: 1 LOB: 1 BB: 1 P: 21	R: 1 E: 0 K: 0 S: 9	H: 2 LOB: 1 BB: 1 P: 13	R: 0 E: 0 K: 0 S: 13	H: 1 LOB: 3 BB: 2 P: 25	R: 0 E: 0 K: 0 S: 11	H: 1 LOB: 2 BB: 1 P: 18	R: 0 E: 0 K: 1 S: 13	H: 0 LOB: 1 BB: 0 P: 19	R: 0 E: 0 K: 1 S: 5	H: 1 LOB: 1 BB: 1 P: 13	R: 0 E: 0 K: 1 S: 10	H: 0 LOB: 0 BB: 16	R: 0 E: 0 K: 1 S: 11	H: 0 LOB: 0 BB: 15	1B: 3 2B: 5 3B: 0 HR: 0	SF: 0 SAC: 2 DP: 0 HBP: 0	WP: 0 PB: 0 SB: 2 CS: 0	PA: 43			
PITCHER	IP	WLS	BF	H	R	ER	SO	BB	IBB	HBP	BLK	WP	HR	S	P	ERA	WHIP								
Jason Stanford, L ERA: 3.6 (1, 1)	5.0		24	5	2	2	1			0	0	0	0	9	14	3.50	3.000								
Jack Cressend, R ERA: 3.38 (6, 1)	0.2	4	2	1	1	1	0	0	0	0	0	0	0	8	9	0.00	0.000								
Alex Herrera, L ERA: (6, 1)	0.2	2	0	0	0	1	0	0	0	0	0	0	0	9	14	0.00	1.500								
Jose Santiago, R ERA: 3.78 (7, 1)	0.2	3	1	0	0	1	0	0	0	0	0	0	0	9	14	0.00	0.500								
David Riske, R ERA: 2.89 (8, 1)	2.0	W	7	0	0	0	2	1	0	0	0	0	0	15	29	0.00	0.500								

Cleveland Indians @ Minnesota Twins
Hubert H. Humphrey Metrodome, Minneapolis, MN

AB 36
R 3
H 8
RBI 3
BB 5
SO 7
LOB 21



WP: 0 PA: 43
PB: 0
SB: 2
CS: 0

Sun Jul 06 2003, 2:05 PM EDT
Att. 20,549 - Dome - 72 F

Batter	1	2	3	4	5	6	7	8	9	AB	R	H	RBI	BB	SO	LOB	TOP				
Enrique Wilson, S (1,4) OBP: 0.246, SLG: 0.333	G5-3		P4			F7			G5-3	4	0	0	0	0	0	1					
Todd Zeile, R (1,5) OBP: 0.283, SLG: 0.353	P4			K			G2-3			3	0	0	0	0	1	0					
25 Jason Giambi, L (1,3) OBP: 0.419, SLG: 0.532	K			P5			G4-3			3	0	0	0	0	1	0					
20 Jorge Posada, S (1,10) OBP: 0.394, SLG: 0.494		G3-1					P2			3	0	0	0	0	1	0					
55 Hideki Matsui, L (1,8) OBP: 0.367, SLG: 0.461		G4-3				G6-3			G4-3	3	0	0	0	0	0	0					
Ruben Sierra, S (1,9) OBP: 0.346, SLG: 0.433		G5-3				F8			G1-3	3	0	0	0	0	0	0					
John Flaherty, R (1,2) OBP: 0.297, SLG: 0.377						K			F8	3	0	1	0	0	1	0					
Karim Garcia, L (1,7) OBP: 0.284, SLG: 0.456										2	0	0	0	0	0	1					
2 Derek Jeter, R (9,PH) OBP: 0.362, SLG: 0.432										1	0	0	0	0	0	0					
Erick Almonte, R (1,6) OBP: 0.327, SLG: 0.358										3	0	0	0	0	1	1					
Inning Stats	R: 0 H: 0 E: 0 K: 1 S: 9	H: 0 LOB: 0 BB: 0 P: 15	R: 0 H: 0 E: 0 K: 0 S: 7	H: 0 LOB: 0 BB: 0 P: 11	R: 0 H: 1 E: 0 K: 0 S: 8	LOB: 1 BB: 0 P: 13	R: 0 H: 0 E: 0 K: 1 S: 11	H: 0 LOB: 0 BB: 0 P: 19	R: 0 H: 0 E: 0 K: 1 S: 8	H: 0 LOB: 0 BB: 0 P: 11	R: 0 H: 0 E: 0 K: 0 S: 6	H: 0 LOB: 0 BB: 0 P: 7	R: 0 H: 0 E: 0 K: 0 S: 5	H: 0 LOB: 0 BB: 0 P: 9	R: 0 H: 0 E: 0 K: 0 S: 6	H: 0 LOB: 0 BB: 0 P: 7	R: 0 H: 0 E: 0 K: 0 S: 7	H: 0 LOB: 0 BB: 0 P: 10	1B: 1 2B: 0 3B: 0 HR: 0	SF: 0 SAC: 0 DP: 0 HBP: 0	WP: 0 PA: 28 PB: 0 SB: 0 CS: 0
PITCHER Billy Traber, L (1,1) ERA: 4.23	IP: 9.0 WLS: W BF: 28 H: 1 R: 0 ER: 0 SO: 5 BB: 0 IBB: 0 HBP: 0 BLK: 0 WP: 0 HR: 0 S: 67 P: 102 ERA: 0.00 WHIP: 0.111															PITCHER	IP: 9.0 WLS: W BF: 28 H: 1 R: 0 ER: 0 SO: 5 BB: 0 IBB: 0 HBP: 0 BLK: 0 WP: 0 HR: 0 S: 67 P: 102 ERA: 0.00 WHIP: 0.111				

New York Yankees @ Cleveland Indians
Jacobs Field, Cleveland, OH
Tue Jul 08 2003, 7:05 PM EDT
Att: 26,540 - Cloudy - 72 F

AB 28
R 0
H 1
RBI 0
BB 0
SO 5
LOB 3



Batter	1	2	3	4	5	6	7	8	9	AB	R	H	RBI	BB	SO	LOB	BOTTOM		
Coco Crisp, S (1,7) OBP: 0.284, SLG: 0.311	G4-3						F8			4	0	1	0	0	0	1			
Matt Lawton, L (1,9) OBP: 0.343, SLG: 0.443	2B						K			3	2	1	1	1	1	0			
Milton Bradley, S (1,8) OBP: 0.445, SLG: 0.526	K						G3			4	0	0	0	0	1	2			
Jody Gerut, L (1,10) OBP: 0.327, SLG: 0.515	1B						G4-3			4	1	1	1	0	0	1			
Casey Blake, R (1,5) OBP: 0.337, SLG: 0.456	1B						E6			4	1	3	1	0	0	1			
Ben Broussard, L (1,3) OBP: 0.333, SLG: 0.416	1B						G4-3			4	0	2	0	0	0	3			
41 Victor Martinez, S (1,2) OBP: 0.258, SLG: 0.300	K						F7			4	0	1	1	0	1	2			
Ricky Gutierrez, R (1,6) OBP: 0.286, SLG: 0.297		G5-3					G5-3			4	0	0	0	0	0	2			
Brandon Phillips, R (1,4) OBP: 0.243, SLG: 0.307		G6-3					K			3	0	1	0	0	1	0			
Inning Stats	R: 2 H: 4 E: 0 K: 2 S: 24	H: 4 LOB: 2 BB: 1 P: 36	R: 0 H: 0 E: 0 K: 0 S: 7	H: 0 LOB: 0 BB: 0 P: 9	R: 0 H: 0 E: 2 K: 0 S: 12	H: 0 LOB: 2 BB: 0 P: 16	R: 0 H: 0 E: 0 K: 1 S: 8	H: 0 LOB: 0 BB: 0 P: 10	R: 0 H: 0 E: 0 K: 1 S: 11	H: 0 LOB: 0 BB: 0 P: 15	R: 0 H: 1 E: 0 K: 0 S: 7	H: 1 LOB: 0 BB: 0 P: 9	R: 0 H: 1 E: 0 K: 0 S: 8	H: 1 LOB: 1 BB: 0 P: 9	R: 2 H: 4 E: 0 K: 0 S: 15	H: 4 LOB: 2 BB: 0 P: 19	1B: 8 2B: 1 3B: 0 HR: 1	SF: 0 SAC: 0 DP: 0 HBP: 0	WP: 0 PA: 35 PB: 0 SB: 0 CS: 2
PITCHER Jeff Weaver, R (1,1) ERA: 5.52 Chris Hammond, L (8,1) ERA: 2.89	IP: 7.2 WLS: L BF: 32 H: 8 R: 4 ER: 4 SO: 4 BB: 1 IBB: 0 HBP: 0 BLK: 0 WP: 0 HR: 1 S: 85 P: 115 ERA: 4.70 WHIP: 1.174															PITCHER	IP: 8.1 WLS: L BF: 33 H: 9 R: 5 ER: 5 SO: 5 BB: 2 IBB: 0 HBP: 0 BLK: 0 WP: 0 HR: 0 S: 88 P: 118 ERA: 6.00 WHIP: 1.174		

New York Yankees @ Cleveland Indians
Jacobs Field, Cleveland, OH
Tue Jul 08 2003, 7:05 PM EDT
Att: 26,540 - Cloudy - 72 F

AB 34
R 4
H 10
RBI 4
BB 1
SO 4
LOB 12



Batter	1	2	3	4	5	6	7	8	9	AB	R	H	RBI	BB	SO	LOB	TOP					
Alfonso Soriano, R (1,4) OBP: 0.391, SLG: 0.521	4-1 25 BB 2 1B E	1-0 F7		0-3 K			1-2 F8	1-1 F8		4	1	0	0	1	1	5						
2 Derek Jeter, R (1,6) OBP: 0.371, SLG: 0.445	1-1 20 BB F	0-3 K			0-2 25 FC3-6 1B		3-2 1B	1-0 2B		5	1	4	2	0	1	0						
25 Jason Giambi, L (1,3) OBP: 0.416, SLG: 0.525	4-1 20 BB FC6-4 E		0-2 G3-1		1-0 FC3-6 G5-4-3 1B		1-3 K	2-0 F7		4	1	0	0	1	1	6						
Bernie Williams, S (1,8) OBP: 0.397, SLG: 0.453	1-2 FC6-4 20 BB E6		4-0 BB		1-2 G5-4-3		2-2 1B		1-1 G3-1	4	0	1	2	1	0	3						
55 Hideki Matsui, L (1,7) OBP: 0.363, SLG: 0.455	2-2 K		1-0 L4		1-1 G3-1		1-0 F7		0-0 L5	5	0	0	0	0	1	6						
20 Jorge Posada, S (1,2) OBP: 0.400, SLG: 0.492	4-0 FC6-4 1B BB		1-2 F7		4-1 BB		4-2 FC6-4 2 2B BB		4-1 BB	1	1	0	1	4	0	1						
Ruben Sierra, S (1,9) Karim Garcia, L (8, PR) OBP: 0.281, SLG: 0.452	0-1 FC6-4 FC5-4 1B		0-1 2B		0-1 L9		1-1 FC6-4 1B		2-2 F8	4	0	2	1	0	0	3	AB 34					
Raul Mondesi, R (1,10) OBP: 0.332, SLG: 0.472	1-2 FC5-4		1-3 K		2-3 K2-3		2-1 FC6-4 2 2B WP			4	1	0	0	0	2	6	R 6					
Todd Zeile, R (1,5) Robin Ventura, L (8, PH) OBP: 0.332, SLG: 0.394	0-1 G6-3		2-1 F7		4-1 2 1B 1B BB		4-2 2 2B BB			4	0	0	0	1	0	0	H 7					
Inning Stats	R: 3 E: 1 K: 1 S: 16	H: 1 LOB: 2 BB: 3 P: 34	R: 0 E: 0 K: 1 S: 6	H: 0 LOB: 0 BB: 7	R: 0 E: 0 K: 0 S: 7	H: 0 LOB: 1 BB: 1 P: 13	R: 0 E: 0 K: 2 S: 11	H: 1 LOB: 1 BB: 0 P: 14	R: 0 E: 0 K: 0 S: 8	H: 0 LOB: 0 BB: 0 P: 10	R: 0 E: 0 K: 1 S: 8	H: 0 LOB: 1 BB: 1 P: 15	R: 1 E: 0 K: 1 S: 15	H: 2 LOB: 2 BB: 1 P: 27	R: 2 E: 0 K: 0 S: 12	H: 2 LOB: 3 BB: 2 P: 27	R: 0 E: 0 K: 0 S: 7	H: 0 LOB: 1 BB: 1 P: 14	1B: 5 2B: 2 3B: 0 HR: 0	SF: 0 SAC: 0 DP: 1 HBP: 0	WP: 1 PB: 0 SB: 0 CS: 0	PA: 43
PITCHER	IP WLS BF L	H R ER SO	BB IBB HBP BLK	WP HR S P	ERA WHIP	PITCHER	IP WLS BF L	H R ER SO	BB IBB HBP BLK	WP HR S P	ERA WHIP											
CC Sabathia, L (1,1) ERA: 3.23	7.0	5	4	2	6	6	0	0	0	0	0	0	0	71	120	2.57	1.571					
Jason Boyd, R (8,1) ERA: 4.4	0.1	3	1	2	2	1	0	0	0	0	0	0	0	6	13	54.00	6.000					
Alex Herrera, L (8,1) ERA:	0.1	2	0	0	0	1	0	0	0	1	0	4	9	0.00	3.000							
Jack Cressend, R (8,1) ERA: 2.25	1.1	6	1	0	0	1	0	0	0	0	0	9	19	0.00	1.500							

New York Yankees @ Cleveland Indians
Jacobs Field, Cleveland, OH
Wed Jul 09 2003, 7:05 PM EDT
Att: 25,058 - Cloudy - 74 F

AB 34
R 6
H 7
RBI 6
BB 9
SO 6
LOB 32



Batter	1	2	3	4	5	6	7	8	9	AB	R	H	RBI	BB	SO	LOB	BOTTOM					
Coco Crisp, S (1,7) OBP: 0.292, SLG: 0.318	3-2 G4-3		1-2 1B		1-3 K		1-1 G4-3 1B			4	0	2	1	0	1	0						
Matt Lawton, L (1,10) OBP: 0.340, SLG: 0.437	2-2 G4-3		3-2 G4-3		1-2 P6		1-2 G4-3			4	0	0	1	0	0	3						
Milton Bradley, S (1,8) OBP: 0.440, SLG: 0.518	2-0 G5-3		0-0 G4-3		2-1 G6-3		2-1 G6-3			4	0	0	0	0	0	1						
Casey Blake, R (1,3) OBP: 0.332, SLG: 0.449		0-1 G4-3		0-1 G5-3		1-0 F9			0-1 G6-3	4	0	0	0	0	0	0						
Jody Gerut, L (1,9) OBP: 0.330, SLG: 0.520		0-2 41 G4-6-3 1B		1-2 F8		1-2 L6			1-0 41 G6-3 2B	4	0	2	0	0	0	0						
41 Victor Martinez, S (1,2) OBP: 0.297, SLG: 0.294		1-2 G4-6-3			0-1 G6-4-3 1B		0-2 G4-3		0-1 G6-3	4	0	1	0	0	0	2						
Ricky Gutierrez, R (1,6) OBP: 0.326, SLG: 0.341			0-1 G4-3 1B		1-2 G6-4-3 1B			1-1 FC5-4 1B	1-2 G4-3	4	0	3	0	0	0	1	AB 34					
Brandon Phillips, R (1,4) OBP: 0.241, SLG: 0.304			1-2 G4-3		3-2 G6-4-3			1-2 FC5-4 2 2B 1B		3	1	0	0	0	0	4	R 2					
2 Jhonny Peralta, R (1,5) OBP: 0.256, SLG: 0.243			0-0 1B		2-2 G6-3			0-1 1B G4-3 2B		3	1	2	0	0	0	1	H 10					
Inning Stats	R: 0 E: 0 K: 0 S: 8	H: 0 LOB: 0 BB: 0 P: 15	R: 0 E: 0 K: 0 S: 8	H: 1 LOB: 0 BB: 0 P: 9	R: 0 E: 0 K: 0 S: 14	H: 3 LOB: 2 BB: 0 P: 19	R: 0 E: 0 K: 0 S: 6	H: 0 LOB: 0 BB: 0 P: 7	R: 0 E: 0 K: 0 S: 14	H: 2 LOB: 1 BB: 0 P: 20	R: 0 E: 0 K: 1 S: 8	H: 0 LOB: 0 BB: 0 P: 12	R: 0 E: 0 K: 0 S: 8	H: 0 LOB: 0 BB: 0 P: 10	R: 2 E: 0 K: 0 S: 17	H: 3 LOB: 1 BB: 0 P: 23	R: 0 E: 0 K: 0 S: 8	H: 1 LOB: 1 BB: 0 P: 10	1B: 8 2B: 2 3B: 0 HR: 0	SF: 0 SAC: 0 DP: 3 HBP: 0	WP: 0 PB: 0 SB: 0 CS: 0	PA: 34
PITCHER	IP WLS BF	H R ER SO	BB IBB HBP BLK	WP HR S P	ERA WHIP	PITCHER	IP WLS BF	H R ER SO	BB IBB HBP BLK	WP HR S P	ERA WHIP											
David Wells, L (1,1) ERA: 3.76	7.2	9	2	2	1	0	0	0	0	0	0	81	111	2.35	1.174							
Dan Miceli, R (8,1) ERA: 3.92	0.2	3	1	0	0	0	0	0	0	0	5	8	0.00	1.500								
42 Mariano Rivera, R (9,1) ERA: 1.64	0.2	2	0	0	0	0	0	0	0	0	5	6	0.00	0.000								

New York Yankees @ Cleveland Indians
Jacobs Field, Cleveland, OH
Wed Jul 09 2003, 7:05 PM EDT
Att: 25,058 - Cloudy - 74 F

AB 34
R 2
H 10
RBI 2
BB 0
SO 1
LOB 12



Batter	1	2	3	4	5	6	7	8	9	10	AB	R	H	RBI	BB	SO	LOB							
Alfonso Soriano, R OBP: 0.352, SLG: 0.519	(1,4) X 1-0 1B		F8			2-2 1B	K			2-3 K	5	0	2	0	0	2	1							
2 Derek Jeter, R OBP: 0.380, SLG: 0.452	(1,6) SAFE 1-3 K			0-0 1B		1-2 2B				4-1 BB	3	1	2	0	1	1	1							
25 Jason Giambi, L OBP: 0.419, SLG: 0.523	(1,3) X 1-0 1B			3-1 1B		4-1 BB				1-1 F7	3	0	1	0	1	0	2							
Bernie Williams, S OBP: 0.390, SLG: 0.443	(1,8) X 0-3 K			3-1 F8		1-1 G1-3				1-1 G4-3	4	0	0	0	0	1	5							
55 Hideki Matsui, L OBP: 0.330, SLG: 0.450	(1,7) X 0-1 G3			0-2 FC6-4		2-1 F8				1-1 G3	4	0	0	1	0	0	3							
20 Jorge Posada, S OBP: 0.401, SLG: 0.493	(1,2) X 1-2 F7			0-2 FC4						1-0 1B	4	1	2	0	0	0	1							
Ruben Sierra, S OBP: 0.347, SLG: 0.433	(1,10) X 2-2 F7									1-1 K	3	0	0	0	1	1	2							
Robin Ventura, L OBP: 0.330, SLG: 0.390	(1,5) X 1-0 L8									2-3 K	2	0	0	0	0	0	1							
Raul Mondesi, R OBP: 0.333, SLG: 0.471	(7,PH) X (7,9) X 1-2 F7									1-1 K	1	0	0	0	1	1	1							
Karim Garcia, L OBP: 0.277, SLG: 0.445	(1,9) X 0-1 G1-3									1-3 F8	2	0	0	0	0	0	0							
Todd Zile, R OBP: 0.284, SLG: 0.349	(7,PH) X (7,PH) X 0-0 G1-3										0	0	0	0	0	0	0							
Curtis Pride, L OBP: 0.111, SLG: 0.444	(7,PH) X (7,5) X 0-0 F7										1	0	0	0	0	0	2							
Enrique Wilson, S OBP: 0.242, SLG: 0.328	(7,5) X 1-2 G6-4-3										1	0	0	0	0	0	0							
Inning Stats	R: 0 E: 0 K: 2 S: 10	H: 2 LOB: 1 BB: 0 P: 13	R: 0 E: 0 K: 0 S: 10	H: 0 LOB: 0 BB: 0 P: 13	R: 0 E: 0 K: 0 S: 5	H: 0 LOB: 0 BB: 0 P: 6	R: 1 E: 0 K: 0 S: 10	H: 1 LOB: 1 BB: 0 P: 16	R: 0 E: 0 K: 0 S: 5	H: 0 LOB: 0 BB: 1 P: 9	R: 0 E: 1 K: 0 S: 12	H: 2 LOB: 2 BB: 1 P: 22	R: 1 E: 1 K: 1 S: 11	H: 1 LOB: 1 BB: 1 P: 19	R: 0 E: 0 K: 2 S: 9	H: 0 LOB: 0 BB: 0 P: 5	R: 0 E: 0 K: 2 S: 9	H: 1 LOB: 1 BB: 0 P: 13	R: 0 E: 0 K: 1 S: 7	H: 0 LOB: 1 BB: 1 P: 15	1B: 6 2B: 1 3B: 0 HR: 0	SF: 0 SAC: 0 DP: 3 HBP: 2	WP: 0 PB: 0 SB: 0 CS: 0	PA: 39
PITCHER	IP WLS BF H R ER SO BB IBB HBP BLK WP HR S P ERA WHIP	6.0 0.0 1 0 0 0 0 2 2 0 0 0 0 0 0 4 1.50 1.333	7.1 0.0 5 0 0 0 0 1 0 0 0 0 0 0 0 4 ∞ ∞	7.1 2.0 5 0 0 0 1 0 0 1 0 0 0 0 11 14 0.00 0.000	9.1 1.0 4 1 0 0 2 0 0 0 0 0 0 0 9 13 0.00 1.000	10.1 1.0 W 4 0 0 0 1 1 0 0 0 0 0 0 7 15 0.00 1.000	PITCHER										IP WLS BF H R ER SO BB IBB HBP BLK WP HR S P ERA WHIP	4.6 0.0 2.74 3.35 4.26	4 ∞ 0.00 1.000 0.00					


TOP

New York Yankees @ Cleveland Indians
Jacobs Field, Cleveland, OH

Thu Jul 10 2003, 7:05 PM EDT
Att: 30,167 - Cloudy - 74 F

livebaseballscorecards.com

AB 33
R 2
H 7
RBI 1
BB 4
SO 6
LOB 19



Batter	1	2	3	4	5	6	7	8	9	10	AB	R	H	RBI	BB	SO	LOB							
Coco Crisp, S OBP: 0.288, SLG: 0.307	(1,10) X 2-1 F8									4-1 2B	4	1	0	0	1	2	1							
Matt Lawton, L OBP: 0.343, SLG: 0.444	(1,7) X 2-1 G3									1-1 1B	4	0	2	0	1	0	1							
Milton Bradley, S OBP: 0.436, SLG: 0.511	(1,8) X 0-1 G3									4-0 2B	4	0	0	0	1	1	2							
Jody Gerut, L OBP: 0.336, SLG: 0.519	(1,9) X 3-2 P6									0-1 1B	4	0	2	1	1	1	2							
Casey Blake, R OBP: 0.336, SLG: 0.454	(1,5) X (9,3) X 1-2 HR									1-2 1B	4	1	3	0	0	1	1							
Ben Broussard, L OBP: 0.333, SLG: 0.433	(1,3) X 0-0 F7									1-2 1B	3	1	1	2	0	0	3							
Ricky Gutierrez, R OBP: 0.319, SLG: 0.333	(8,PH) X (9,5) X 1-H HR									0-1 G6-3	1	0	0	0	0	0	1							
41 Victor Martinez, S OBP: 0.256, SLG: 0.270	(1,2) X 4-2 P6									0-1 1B	3	0	0	0	1	0	3							
Brandon Phillips, R OBP: 0.241, SLG: 0.307	(1,4) X 0-3 K									1-2 F8	4	0	1	0	0	2	2							
2 Jhonny Peralta, R OBP: 0.256, SLG: 0.244	(1,6) X 3-3 K									2-0 1B	4	0	1	0	0	1	2							
Inning Stats	R: 0 E: 0 K: 0 S: 10	H: 1 LOB: 1 BB: 0 P: 17	R: 2 E: 0 K: 2 S: 13	H: 2 LOB: 2 BB: 1 P: 21	R: 0 E: 0 K: 2 S: 15	H: 0 LOB: 1 BB: 1 P: 22	R: 0 E: 0 K: 1 S: 6	H: 1 LOB: 1 BB: 0 P: 11	R: 0 E: 0 K: 1 S: 7	H: 0 LOB: 0 BB: 0 P: 10	R: 0 E: 0 K: 0 S: 18	H: 2 LOB: 2 BB: 0 P: 24	R: 0 E: 0 K: 0 S: 7	H: 1 LOB: 1 BB: 1 P: 12	R: 0 E: 0 K: 2 S: 12	H: 0 LOB: 1 BB: 1 P: 19	R: 0 E: 0 K: 0 S: 6	H: 1 LOB: 1 BB: 0 P: 9	R: 1 E: 0 K: 0 S: 5	H: 2 LOB: 3 BB: 2 P: 14	1B: 6 2B: 3 3B: 0 HR: 1	SF: 0 SAC: 0 DP: 0 HBP: 0	WP: 0 PB: 0 SB: 0 CS: 1	PA: 40
PITCHER	IP WLS BF H R ER SO BB IBB HBP BLK WP HR S P ERA WHIP	7.0 3.68 29 7 2 2 6 2 0 0 0 0 0 1 76 2.57 1.286	8.1 2.0 7 1 0 0 2 1 0 0 0 0 0 0 18 28 0.00 1.000	10.1 0.0 L 4 2 1 1 0 1 1 0 0 0 0 5 14 ∞ ∞	PITCHER										IP WLS BF H R ER SO BB IBB HBP BLK WP HR S P ERA WHIP	3.68 2.75 4.78	1.286 0.00 ∞							


BOTTOM

New York Yankees @ Cleveland Indians
Jacobs Field, Cleveland, OH

Thu Jul 10 2003, 7:05 PM EDT
Att: 30,167 - Cloudy - 74 F

livebaseballscorecards.com

AB 35
R 3
H 10
RBI 3
BB 5
SO 8
LOB 18



Batter	1	2	3	4	5	6	7	8	9	AB	R	H	RBI	BB	SO	LOB	TOP					
Tony Graffanino, R OBP: 0.327, SLG: 0.391 Willie Harris, L OBP: 0.234, SLG: 0.233	K		G1-3		FC4-6 2B		FC6-4 BB		K	3	1	0	0	0	1	2						
Carlos Lee, R OBP: 0.311, SLG: 0.437	F9		G1-3		SF7		FC6-4 2B		K	4	0	0	1	0	1	1						
Frank Thomas, R OBP: 0.414, SLG: 0.560	F9		K		2B		2B		1B	4	0	2	0	1	1	0						
Magglio Ordonez, R OBP: 0.363, SLG: 0.527		14 2B			2B		P4		1B	5	1	3	1	0	1	2						
Carl Everett, S OBP: 0.345, SLG: 0.515	14 2B	24 SF8		G6-3	G4-3		G5-3		F7	5	1	1	0	0	0	6						
14 Paul Konerko, R OBP: 0.298, SLG: 0.278				F7		G5-3		F8		4	0	1	1	0	0	0						
24 Joe Crede, R OBP: 0.274, SLG: 0.355		SF8			1B		FC4-6			2	1	2	1	1	0	0						
Jose Valentin, S OBP: 0.331, SLG: 0.460	F9				E6		FC4-6		K	4	1	0	0	0	1	4						
Sandy Alomar Jr., R OBP: 0.284, SLG: 0.374 Miguel Olivo, R OBP: 0.278, SLG: 0.366		G5-3			FC4-6		G4-3		K	4	0	1	1	0	1	3						
Inning Stats	R: 0 E: 0 K: 1 S: 8	H: 0 LOB: 0 BB: 0 P: 10	R: 2 E: 0 K: 0 S: 12	H: 3 LOB: 1 BB: 0 P: 20	R: 0 E: 0 K: 1 S: 6	H: 0 LOB: 0 BB: 0 P: 9	R: 0 E: 0 K: 1 S: 8	H: 0 LOB: 0 BB: 0 P: 14	R: 3 E: 1 K: 0 S: 14	H: 3 LOB: 2 BB: 1 P: 25	R: 0 E: 0 K: 0 S: 12	H: 1 LOB: 2 BB: 1 P: 20	R: 0 E: 0 K: 0 S: 11	H: 1 LOB: 2 BB: 1 P: 19	R: 0 E: 0 K: 2 S: 12	H: 0 LOB: 1 BB: 0 P: 19	R: 0 E: 0 K: 2 S: 12	H: 2 LOB: 2 BB: 0 P: 17	1B: 7 2B: 3 3B: 0 HR: 0	SF: 2 SAC: 0 DP: 0 HBP: 0	WP: 0 PB: 0 CS: 0	PA: 41
PITCHER	IP	WLS	BF	H	R	ER	SO	BB	IBB	HBP	BLK	WP	HR	S	P	ERA	WHIP					
Brian Anderson, L ERA: 4.13	5.0	W	23	6	5	2	3	1	0	0	0	0	0	48	78	3.60	1.400					
Jose Santiago, R ERA: 3.5	1.1	H	7	2	0	0	0	1	0	0	0	0	0	16	29	0.00	2.250					
Jason Boyd, R ERA: 4.18	0.2	H	2	0	0	0	0	0	0	0	0	0	0	7	10	0.00	0.000					
Jack Cressend, R ERA: 1.5	2.0		9	2	0	0	4	1	0	0	0	0	0	24	36	0.00	1.500					

Chicago White Sox @ Cleveland Indians
Jacobs Field, Cleveland, OH
Fri Jul 11, 2003, 7:05 PM EDT
Att: 27,712 - Cloudy - 72 F

livebaseballscorecards.com

AB	36
R	5
H	10
RBI	5
BB	3
SO	7
LOB	18



Batter	1	2	3	4	5	6	7	8	9	AB	R	H	RBI	BB	SO	LOB	BOTTOM					
Coco Crisp, S OBP: 0.300, SLG: 0.339	F7		FC1-2-1 3B	G5-4-3 BB		B1		HR		4	1	2	1	1	0	0						
Matt Lawton, L OBP: 0.344, SLG: 0.443 Shane Spencer, R OBP: 0.327, SLG: 0.406	F9		BB	G5-4-3		G6-4-3 1B		HR		1	1	0	0	1	0	0						
Milton Bradley, S OBP: 0.436, SLG: 0.507			FC1-2-1 2B	S		G6-4-3		K		3	1	2	2	0	0	1						
Jody Gerut, L OBP: 0.333, SLG: 0.510	F9		2B	L6				G3		4	1	0	0	1	0	2						
Casey Blake, R OBP: 0.340, SLG: 0.450			K		G4-3		HR			2	2	0	1	2	1	0						
Ben Broussard, L OBP: 0.348, SLG: 0.488		HR	E	HR			HR			4	3	4	5	0	0	0						
Tim Laker, R OBP: 0.277, SLG: 0.412		K	FC1	HR		G6-3				4	1	1	2	0	1	1						
Ricky Gutierrez, R OBP: 0.314, SLG: 0.326 Zach Sorensen, S OBP: 0.260, SLG: 0.318			G6-3							4	0	1	0	0	1	2						
Brandon Phillips, R OBP: 0.241, SLG: 0.304								P6		0	0	0	0	0	0	0						
Inning Stats	R: 0 E: 0 K: 0 S: 11	H: 1 LOB: 1 BB: 0 P: 22	R: 1 E: 0 K: 2 S: 11	H: 2 LOB: 1 BB: 0 P: 17	R: 5 E: 1 K: 0 S: 18	H: 2 LOB: 2 BB: 4 P: 38	R: 0 E: 0 K: 0 S: 9	H: 0 LOB: 2 BB: 2 P: 19	R: 2 E: 0 K: 2 S: 12	H: 2 LOB: 0 BB: 0 P: 19	R: 0 E: 0 K: 0 S: 8	H: 1 LOB: 0 BB: 0 P: 11	R: 2 E: 0 K: 0 S: 10	H: 1 LOB: 0 BB: 1 P: 19	R: 2 E: 0 K: 1 S: 9	H: 2 LOB: 0 BB: 0 P: 13	R: 2 E: 0 K: 1 S: 9	H: 2 LOB: 0 BB: 0 P: 13	1B: 4 2B: 2 3B: 1 HR: 4	SF: 0 SAC: 0 DP: 2 HBP: 0	WP: 0 PB: 0 CS: 0	PA: 40
PITCHER	IP	WLS	BF	H	R	ER	SO	BB	IBB	HBP	BLK	WP	HR	S	P	ERA	WHIP					
Dan Wright, R ERA: 5.93	2.1	L	14	4	6	5	2	3	1	0	0	0	0	30	64	19.29	3.000					
Gary Glover, R ERA: 5.17	1.2		8	1	0	0	0	2	0	0	0	0	0	19	32	0.00	1.800					
Rick White, R ERA: 6.14	2.0		8	3	2	2	2	0	0	0	0	0	1	20	30	9.00	1.500					
David Sanders, L ERA: 5.03	1.0		5	1	2	2	0	1	0	0	0	0	1	10	19	18.00	2.000					
Billy Koch, R ERA: 5.63	1.0		5	2	2	2	1	0	0	0	0	0	1	9	13	18.00	2.000					

Chicago White Sox @ Cleveland Indians
Jacobs Field, Cleveland, OH
Fri Jul 11, 2003, 7:05 PM EDT
Att: 27,712 - Cloudy - 72 F

livebaseballscorecards.com

AB	33
R	12
H	11
RBI	11
BB	7
SO	5
LOB	11



Batter	1	2	3	4	5	6	7	8	9	10	AB	R	H	RBI	BB	SO	LOB	TOP										
Tony Graffanino, R OBP: 0.320, SLG: 0.382 Jose Valentin, S OBP: 0.329, SLG: 0.457 (7, PH)	P6		F7			F9	K		F7		3	0	0	0	0	0	0											
Roberto Alomar, S OBP: 0.329, SLG: 0.348	F7		G5-3			G6-3		E4	E1		5	0	0	0	0	0	0											
Frank Thomas, R OBP: 0.414, SLG: 0.556	BB		F7			1B		FC6-4	K		4	2	1	0	1	1	2											
Magglio Ordonez, R OBP: 0.363, SLG: 0.528	F8			P2		1B		G3-1			5	1	2	0	0	0	2											
Carlos Lee, R OBP: 0.315, SLG: 0.443		P1		G6-3		1B					5	1	3	2	0	0	0											
14 Paul Konerko, R OBP: 0.261, SLG: 0.294	24 BB		G5-3			1B		2B			5	1	2	3	0	0	3											
Aaron Rowand, R OBP: 0.289, SLG: 0.368 Carl Everett, S OBP: 0.345, SLG: 0.513 (7, PH)	L7					F9		G6-3			2	0	0	0	0	0	1											
Willie Harris, L OBP: 0.234, SLG: 0.233											0	0	0	0	0	0	0											
24 Joe Crede, R OBP: 0.276, SLG: 0.351	BB					L6		G5-3			3	1	0	0	2	0	0											
Sandy Alomar Jr., R OBP: 0.279, SLG: 0.366 Brian Dauterive, L OBP: 0.368, SLG: 0.432 Miguel Olivo, R OBP: 0.276, SLG: 0.364	K					F7		BB			1	0	0	0	0	1	0											
Inning Stats	R: 0 E: 0 K: 0 S: 15	H: 0 LOB: 1 BB: 1 P: 22	R: 0 E: 0 K: 1 S: 12	H: 1 LOB: 2 BB: 1 P: 20	R: 0 E: 0 K: 0 S: 5	H: 0 LOB: 0 BB: 0 P: 7	R: 0 E: 0 K: 0 S: 8	H: 0 LOB: 0 BB: 0 P: 10	R: 0 E: 0 K: 0 S: 4	H: 0 LOB: 0 BB: 0 P: 5	R: 1 E: 0 K: 0 S: 13	H: 3 LOB: 2 BB: 0 P: 18	R: 0 E: 0 K: 1 S: 7	H: 0 LOB: 1 BB: 1 P: 17	R: 1 E: 1 K: 0 S: 10	H: 1 LOB: 1 BB: 0 P: 17	R: 2 E: 1 K: 1 S: 15	H: 1 LOB: 1 BB: 0 P: 24	R: 3 E: 0 K: 1 S: 12	H: 3 LOB: 0 BB: 0 P: 20	1B: 6 2B: 2 3B: 0 HR: 1	SF: 0 SAC: 1 DP: 0 HBP: 0	WP: 1 PB: 0 SB: 0 CS: 0	PA: 45				
PITCHER	IP	WLS	BF	H	R	ER	SO	BB	IBB	HBP	BLK	WP	HR	S	P	ERA	WHIP											
Jason Stanford, L ERA: 2.45	6.0		24	4	1	1	1	2	0	0	0	0	0	57	82	1.50	1.000											
Jason Boyd, R ERA: 4.09	0.2	H	3	0	0	0	0	1	0	0	0	0	0	4	12	0.00	1.500											
David Riske, R ERA: 2.66	1.1	H	6	1	1	0	0	1	0	0	0	0	1	0	13	22	0.00	0.750										
Danny Esbazz, R ERA: 3.27	1.0	B	6	1	2	0	1	1	0	0	0	0	0	15	24	0.00	2.000											
Terry Mulholland, L ERA: 4.53	1.0	L	6	3	3	3	1	0	0	0	0	0	1	12	20	27.00	3.000											

Chicago White Sox @ Cleveland Indians
Jacobs Field, Cleveland, OH
Sat Jul 12 2003, 1:05 PM EDT
Att. 24,163 - Sunny - 72 F

AB 40
R 7
H 9
RBI 5
BB 4
SO 4
LOB 13

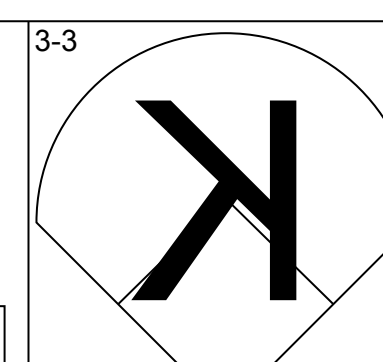
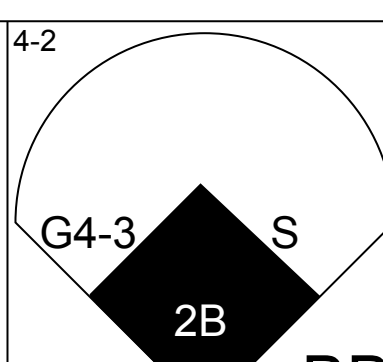
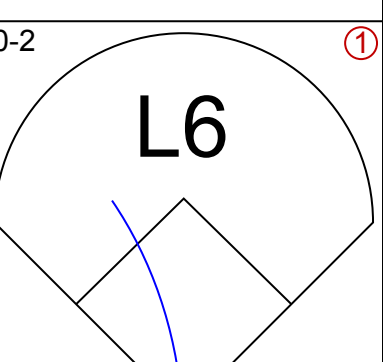
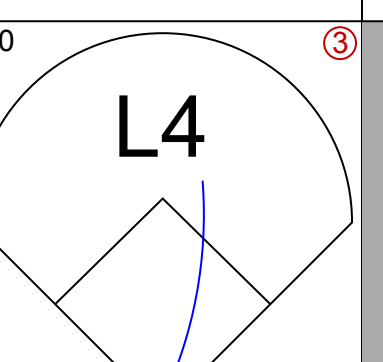
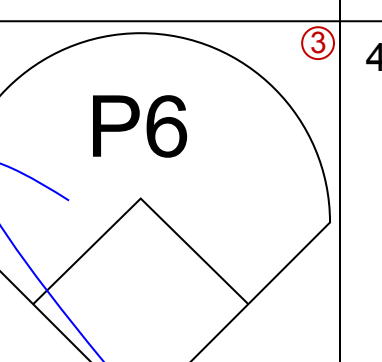
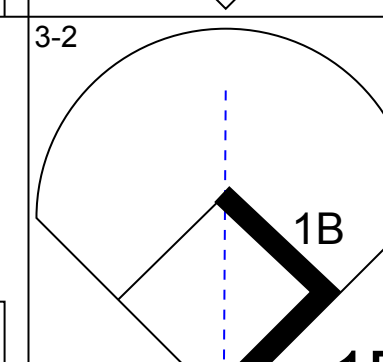
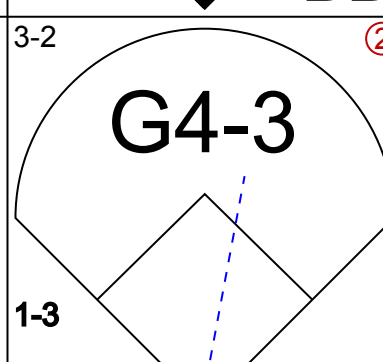
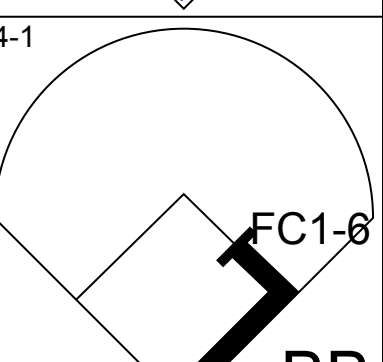

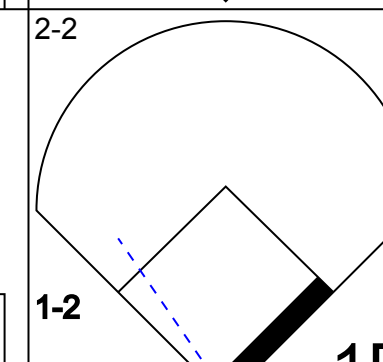
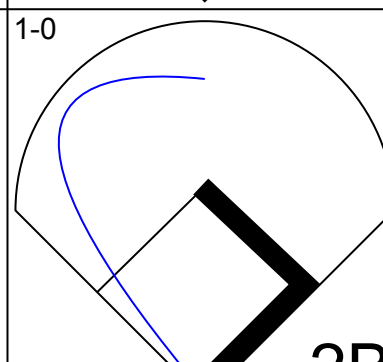
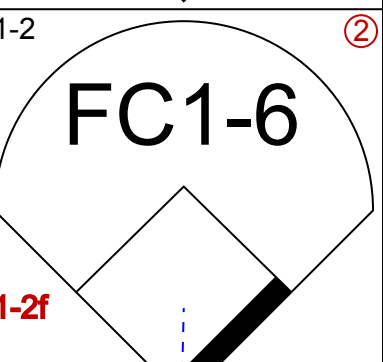

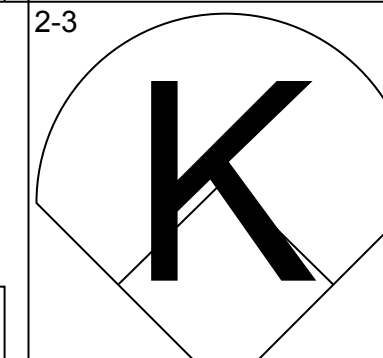
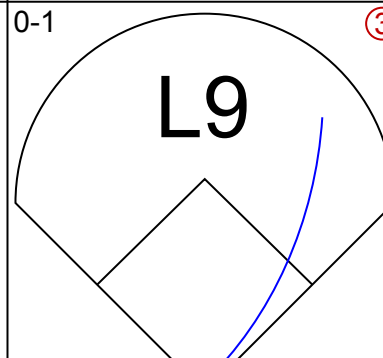
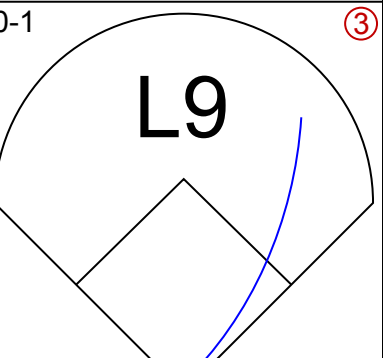

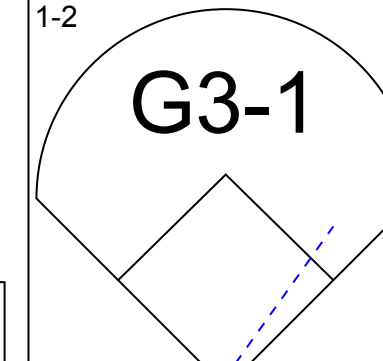
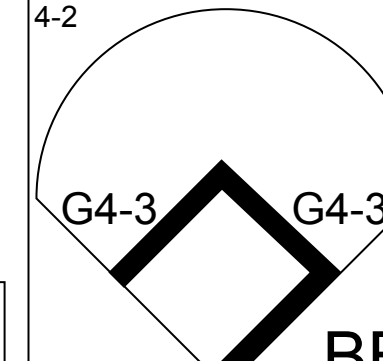
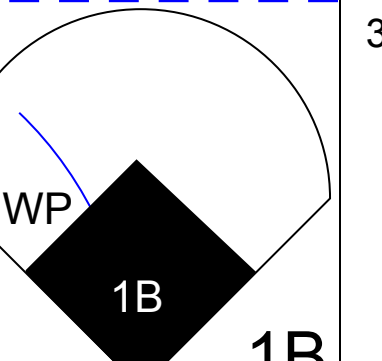
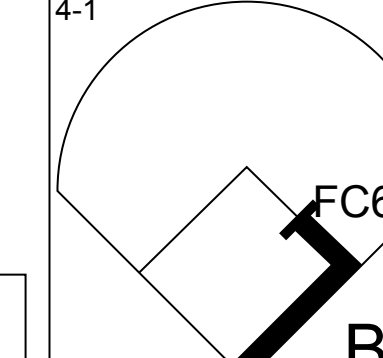
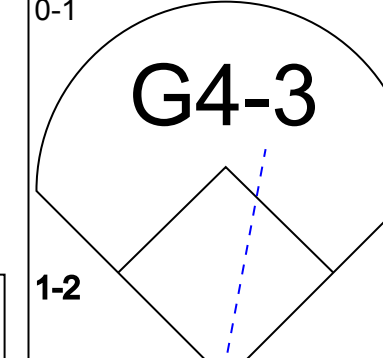
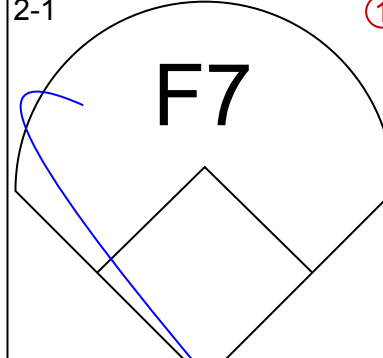
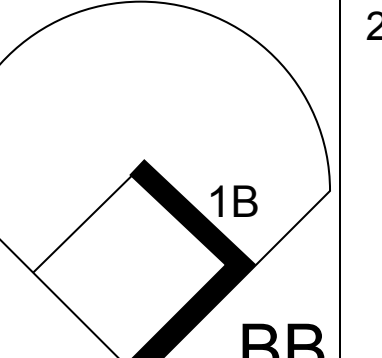
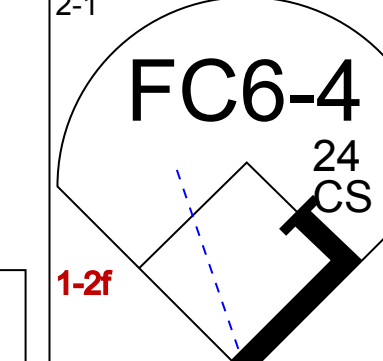
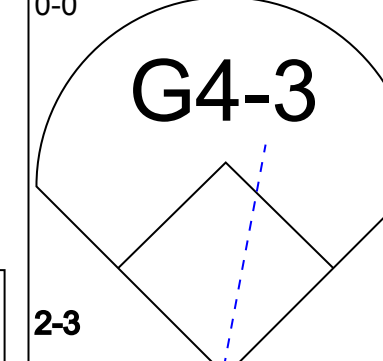
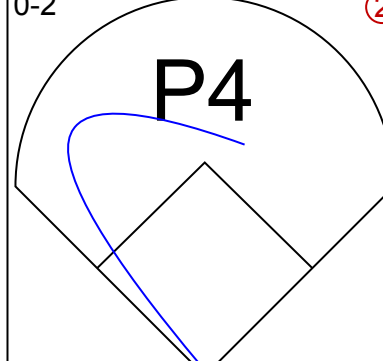
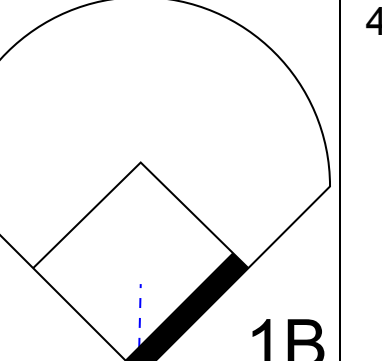

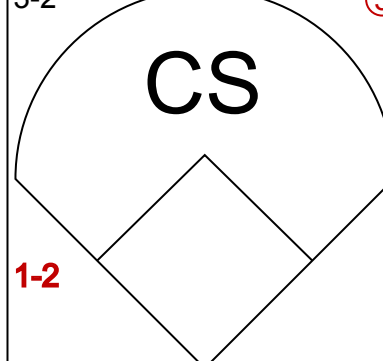
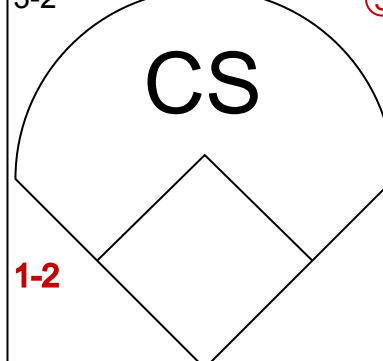

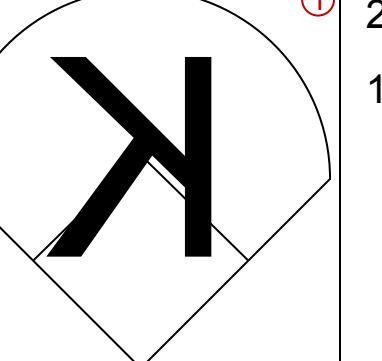
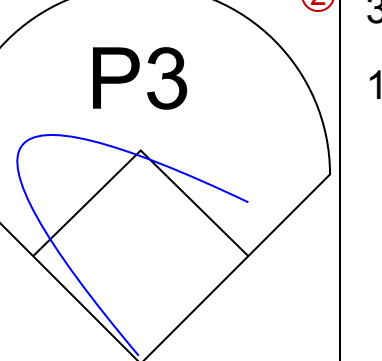


Batter	1	2	3	4	5	6	7	8	9	10	AB	R	H	RBI	BB	SO	LOB	BOTTOM									
Coco Crisp, S OBP: 0.311, SLG: 0.350	1B					G6-3			G5-4-3		5	1	3	0	0	0	1										
Casey Blake, R OBP: 0.338, SLG: 0.446	2B		G3-1			F7		G6-3			5	1	1	0	0	1	2										
Milton Bradley, S OBP: 0.438, SLG: 0.509	2B		G6-3			G6-3					3	1	1	2	2	0	0										
Shane Spencer, R OBP: 0.324, SLG: 0.401	L6					F8		B5			5	1	1	0	0	1	3										
Jody Gerut, L OBP: 0.335, SLG: 0.505	G3					P5					4	0	1	0	1	1	3										
41 Victor Martinez, S OBP: 0.233, SLG: 0.244	K					E4		L8			4	0	0	0	0	2	4										
Ben Broussard, L OBP: 0.340, SLG: 0.480		P5				SF7		F8			3	0	0	1	0	1	2										
Zach Sorensen, S OBP: 0.310, SLG: 0.360	F9										3	0	1	0	1	0	0										
2 Jhonny Peralta, R OBP: 0.234, SLG: 0.222	K					L1					4	0	0	0	0	1	3										
Inning Stats	R: 2 E: 0 K: 1 S: 13	H: 3 LOB: 1 BB: 0 P: 18	R: 0 E: 0 K: 1 S: 10	H: 0 LOB: 0 BB: 0 P: 14	R: 0 E: 0 K: 0 S: 9	H: 1 LOB: 0 BB: 0 P: 12	R: 1 E: 1 K: 0 S: 14	H: 2 LOB: 2 BB: 0 P: 22	R: 0 E: 0 K: 0 S: 4	H: 0 LOB: 0 BB: 0 P: 8	R: 0 E: 0 K: 0 S: 6	H: 1 LOB: 1 BB: 0 P: 14	R: 0 E: 0 K: 2 S: 6	H: 1 LOB: 1 BB: 1 P: 12	R: 1 E: 1 K: 2 S: 12	H: 0 LOB: 1 BB: 2 P: 26	R: 0 E: 0 K: 0 S: 4	H: 0 LOB: 0 BB: 1 P: 11	R: 0 E: 0 K: 3 S: 13	H: 0 LOB: 1 BB: 1 P: 23	1B: 6 2B: 2 3B: 0 HR: 0	SF: 1 SAC: 0 DP: 1 HBP: 0	WP: 0 PB: 0 SB: 3 CS: 1	PA: 41			
PITCHER	IP	WLS	BF	H	R	ER	SO	BB	IBB	HBP	BLK	WP	HR	S	P	ERA	WHIP										
56 Mark Buehrle, L ERA: 4.24	7.1		32	8	4	2	2	2	0	0	0	0	0	69	112	4.24	1.364										
Damaso Marte, L ERA: 1.74	1.2	W	5	0	0	0	2	1	0	0	0	0	0	12	25	0.00	0.600										
Tom Gordon, R ERA: 3.43	1.0	S	4	0	0	0	3	1	0	0	0	0	0	13	23	0.00	1.000										

Chicago White Sox @ Cleveland Indians
Jacobs Field, Cleveland, OH
Sat Jul 12 2003, 1:05 PM EDT
Att. 24,163 - Sunny - 72 F

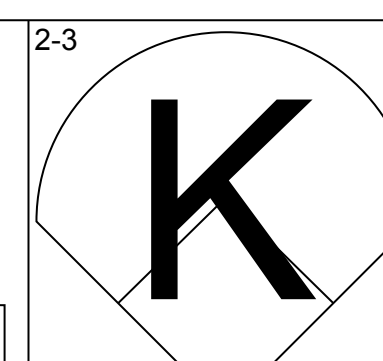
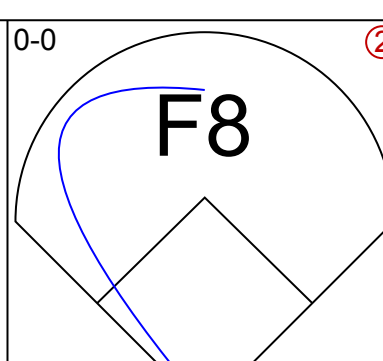
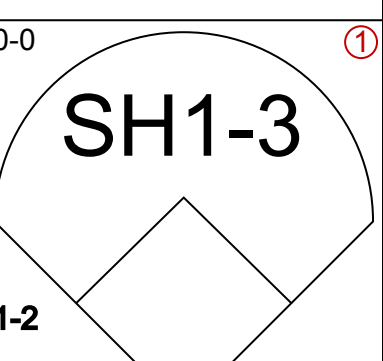
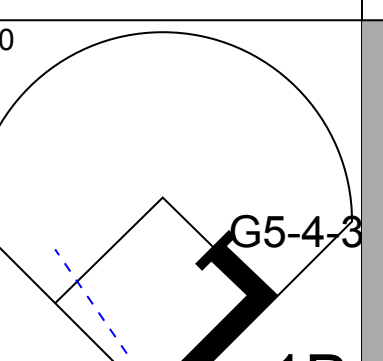
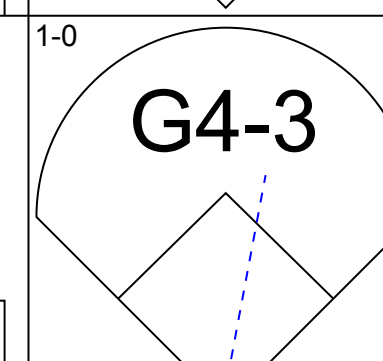
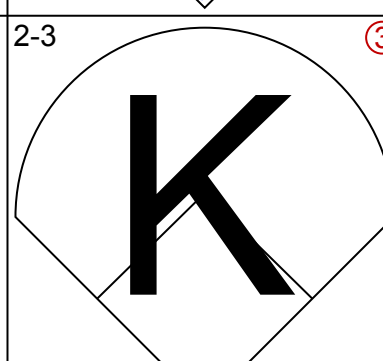
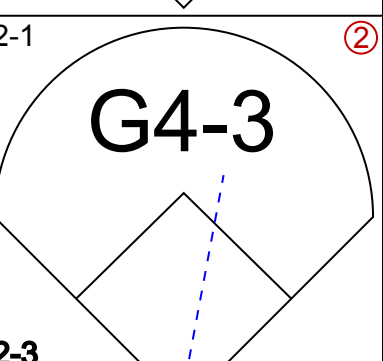
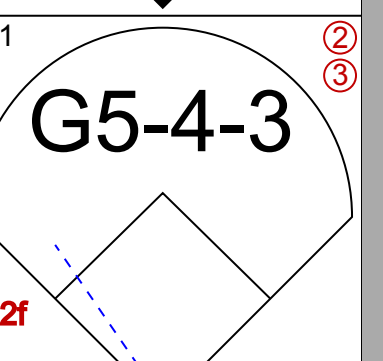
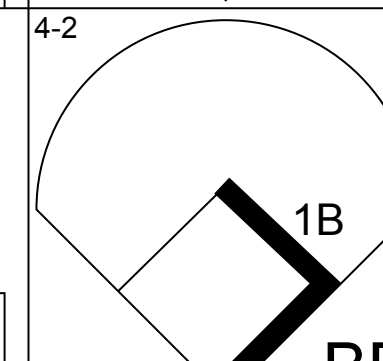
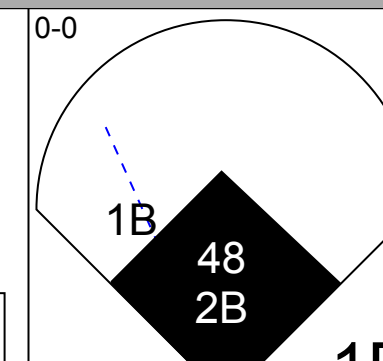
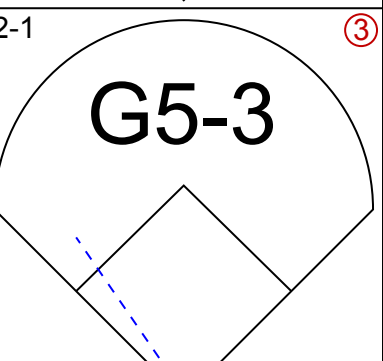

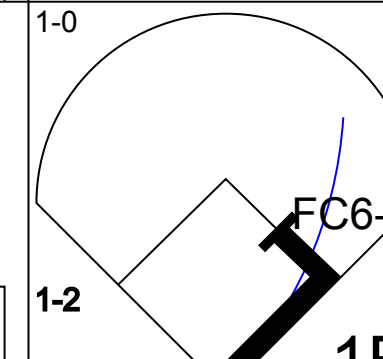
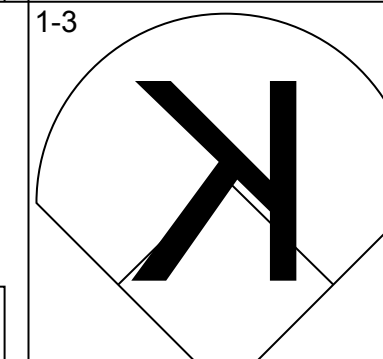
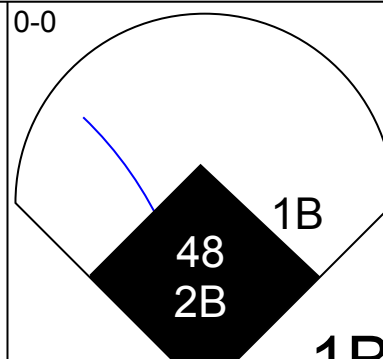

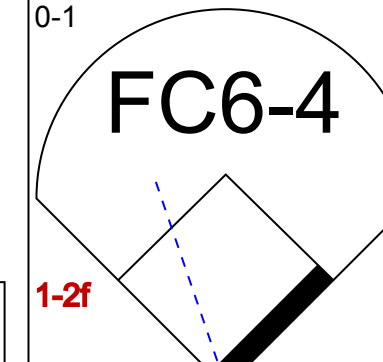
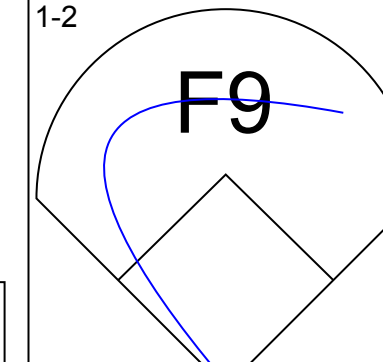
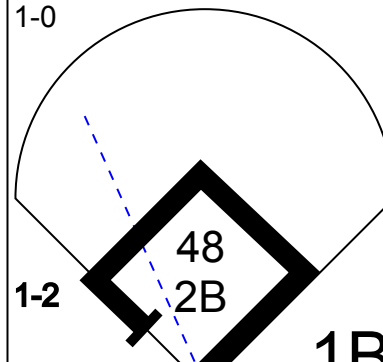

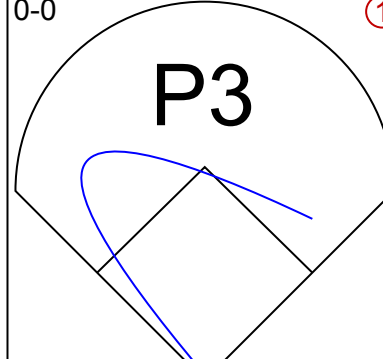

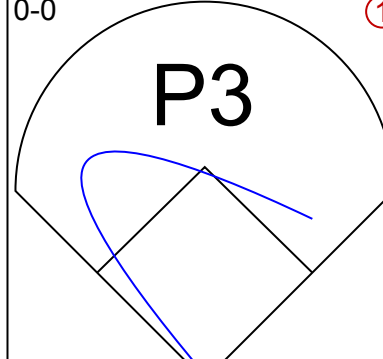

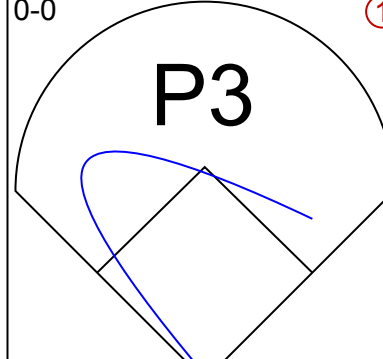

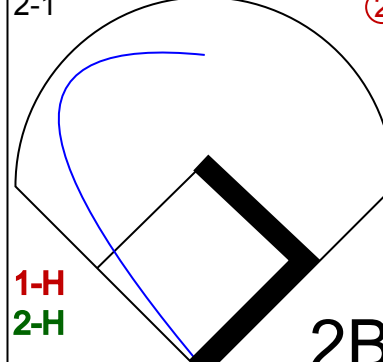
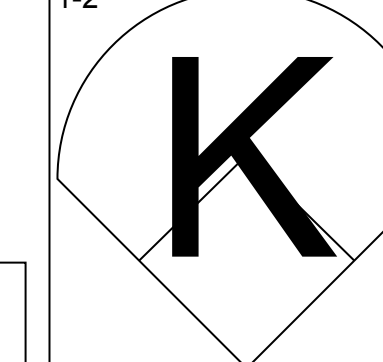
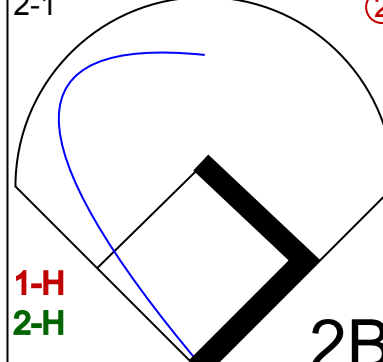
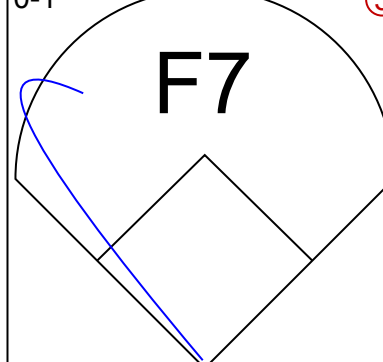
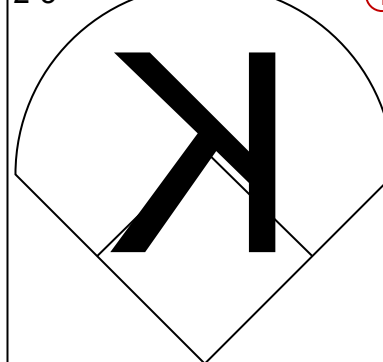
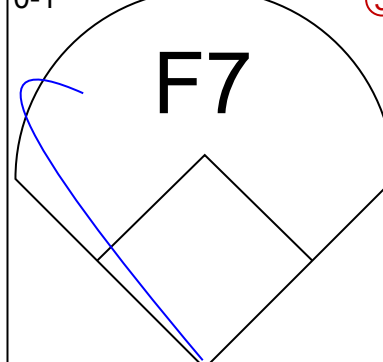
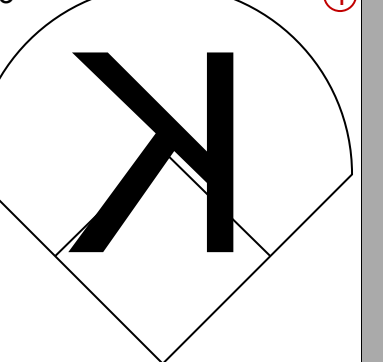
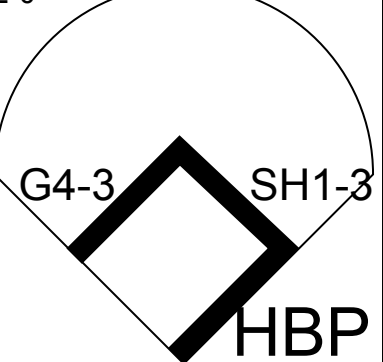
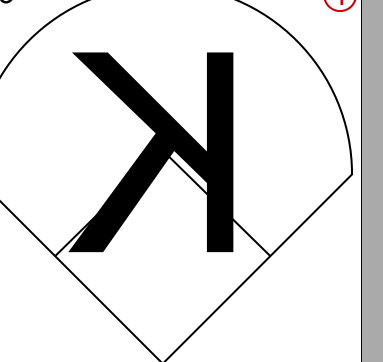
AB 36
R 4
H 8
RBI 3
BB 4
SO 7
LOB 18



Batter	1	2	3	4	5	6	7	8	9	AB	R	H	RBI	BB	SO	LOB	TOP			
Willie Harris, L (1, 8) OBP: 0.232, SLG: 0.224										4	1	0	0	1	1	2	Chicago White Sox @ Cleveland Indians Jacobs Field, Cleveland, OH Sat Jul 12 2003, 7:05 PM EDT Att: 27,165 - Sunny - 73 F			
Roberto Alomar, S (1, 4) OBP: 0.334, SLG: 0.349										2	0	1	0	2	0	1				
Carlos Lee, R (1, 7) OBP: 0.317, SLG: 0.446										4	0	2	1	0	0	2				
Magglio Ordonez, R (1, 9) OBP: 0.360, SLG: 0.522										4	0	0	0	0	1	4				
Carl Everett, S (1, 10) OBP: 0.350, SLG: 0.515										3	1	2	0	1	0	2				
Brian Daubach, L (1, 3) OBP: 0.388, SLG: 0.425										2	0	0	0	2	0	2				
Jose Valentin, S (1, 6) OBP: 0.328, SLG: 0.454										4	0	1	1	0	0	3				
24 Joe Crede, R (1, 5) OBP: 0.276, SLG: 0.349										2	0	0	0	1	1	1				
14 Paul Konerko, R (9, PH) OBP: 0.260, SLG: 0.293										1	0	0	0	0	1	2				
Miguel Olivo, R (1, 2) OBP: 0.272, SLG: 0.358										3	0	0	0	0	1	2				
Frank Thomas, R (9, PH) OBP: 0.412, SLG: 0.554										1	0	0	0	0	0	2				
Inning Stats	R: 0 E: 0 K: 2 S: 17	H: 2 LOB: 2 BB: 0 P: 28	R: 0 E: 0 K: 0 S: 6	H: 0 LOB: 0 BB: 1 P: 13	R: 1 E: 0 K: 0 S: 10	H: 1 LOB: 1 BB: 1 P: 19	R: 0 E: 0 K: 0 S: 7	H: 0 LOB: 2 BB: 2 P: 16	R: 0 E: 0 K: 0 S: 9	H: 1 LOB: 0 BB: 0 P: 14	R: 0 E: 0 K: 2 S: 10	H: 0 LOB: 0 BB: 1 P: 14	R: 0 E: 0 K: 0 S: 6	H: 0 LOB: 0 BB: 1 P: 13	R: 1 E: 0 K: 1 S: 18	H: 2 LOB: 2 BB: 1 P: 27	1B: 5 2B: 1 3B: 0 HR: 0	SF: 0 SAC: 0 DP: 1 HBP: 0	WP: 2 PB: 0 SB: 1 CS: 2	PA: 38
PITCHER	IP	WLS	BF	H	R	ER	SO	BB	IBB	HBP	BLK	WP	HR	S	P	ERA	WHIP			
37 Jake Westbrook, R (1, 1) ERA: 4.34	5.0	W	22	3	1	1	2	5	0	0	0	0	0	49	90	1.80	1.600			
Alex Herrera, L (6, 1) ERA:	0.2	H	3	1	0	0	0	0	0	0	0	0	0	8	11	0.00	1.500			
Jack Cressend, R (6, 1) ERA: 1.23	1.1	H	3	0	0	0	2	0	0	0	0	0	0	13	20	0.00	0.000			
David Riske, R (8, 1) ERA: 2.6	1.0	H	3	0	0	0	0	1	0	0	0	0	0	6	13	0.00	1.000			
Danys Baez, R (9, 1) ERA: 3.4	1.0	S	6	2	1	1	1	1	0	0	0	1	0	18	27	9.00	3.000			

AB	30
R	2
H	6
RBI	2
BB	7
SO	5
LOB	23



Batter	1	2	3	4	5	6	7	8	9	AB	R	H	RBI	BB	SO	LOB	BOTTOM			
Coco Crisp, S (1, 7) OBP: 0.312, SLG: 0.349										3	0	1	0	0	1	0	Chicago White Sox @ Cleveland Indians Jacobs Field, Cleveland, OH Sat Jul 12 2003, 7:05 PM EDT Att: 27,165 - Sunny - 73 F			
Casey Blake, R (1, 3) OBP: 0.333, SLG: 0.440										4	0	0	0	0	1	2				
Milton Bradley, S (1, 8) OBP: 0.439, SLG: 0.507										3	1	1	0	1	1	1				
Shane Spencer, R (1, 9) OBP: 0.332, SLG: 0.423										4	2	3	1	0	1	1				
Ricky Gutierrez, R (1, 5) OBP: 0.309, SLG: 0.320										4	0	1	0	0	0	3				
Ben Broussard, L (9, 3) OBP: 0.340, SLG: 0.480										0	0	0	0	0	0	0				
Tim Laker, R (1, 2) OBP: 0.276, SLG: 0.406										4	1	1	0	0	0	2				
48 Travis Hafner, L (1, 10) OBP: 0.291, SLG: 0.420										3	0	2	3	0	0	0				
Brandon Phillips, R (1, 4) OBP: 0.239, SLG: 0.301										3	0	0	0	0	2	2				
2 Jhonny Peralta, R (1, 6) OBP: 0.240, SLG: 0.213										2	0	0	0	0	2	0				
Inning Stats	R: 0 E: 0 K: 1 S: 10	H: 1 LOB: 2 BB: 1 P: 18	R: 0 E: 0 K: 1 S: 8	H: 0 LOB: 0 BB: 0 P: 11	R: 0 E: 0 K: 2 S: 10	H: 0 LOB: 0 BB: 0 P: 14	R: 2 E: 0 K: 2 S: 14	H: 3 LOB: 1 BB: 0 P: 16	R: 0 E: 0 K: 0 S: 5	H: 0 LOB: 1 BB: 0 P: 11	R: 1 E: 0 K: 0 S: 7	H: 3 LOB: 1 BB: 0 P: 10	R: 0 E: 0 K: 1 S: 6	H: 1 LOB: 0 BB: 0 P: 8	R: 1 E: 0 K: 1 S: 9	H: 1 LOB: 0 BB: 0 P: 12	1B: 6 2B: 2 3B: 0 HR: 1	SF: 0 SAC: 1 DP: 1 HBP: 1	WP: 0 PB: 0 SB: 0 CS: 0	PA: 33
PITCHER	IP	WLS	BF	H	R	ER	SO	BB	IBB	HBP	BLK	WP	HR	S	P	ERA	WHIP			
Mike Porzio, L (1, 1) ERA: 4.76	5.2	L	25	7	3	3	6	1	0	1	0	0	1	52	78	4.76	1.412			
Rick White, R (6, 1) ERA: 6.0	2.1		8	2	1	1	2	0	0	0	0	0	1	17	22	3.86	0.857			

AB	30
R	4
H	9
RBI	4
BB	1
SO	8
LOB	11



Batter	1	2	3	4	5	6	7	8	9	AB	R	H	RBI	BB	SO	LOB	TOP					
Tony Graffanino, R OBP: 0.329, SLG: 0.418 (1, 4)	1-1 1B HR 2B	1-2 FC3-6 1B		1-0 P3		1-1 P6		1-2 HR		5	2	3	3	0	0	2						
Aaron Rowand, R OBP: 0.303, SLG: 0.387 (1, 8)	0-0 HR 2-3 1B	0-2 FC3-6 1B		2-3 K			2-2 P3	0-0 2B		5	1	3	0	0	1	0						
Frank Thomas, R OBP: 0.407, SLG: 0.545 (1, 10)	3-3 K	0-1 FC3-6 1-2 2-3			2-1 F7		1-3 K	2-2 P6		5	0	0	0	0	2	6						
Magglio Ordonez, R OBP: 0.363, SLG: 0.529 (1, 9)	2-1 HR	2-3 K			4-1 BB G6-4-3		4-1 BB		2-0 F9	3	1	1	3	2	1	2						
Carlos Lee, R OBP: 0.315, SLG: 0.441 (1, 7)	4-2 14 1B 24 SF9 BB			1-3 K		0-1 G6-4-3 1-2	1-0 F7		2-3 K	4	1	0	0	1	2	2						
14 Paul Konerko, R OBP: 0.297, SLG: 0.300 Willie Harris, L OBP: 0.230, SLG: 0.222 (8, 4)	0-1 1B			2-3 K		1-0 1B		0-1 HR 24 SH1-3 1B	3-1 F7	4	0	3	0	0	1	0						
24 Joe Crede, R OBP: 0.277, SLG: 0.348 (1, 5)	0-1 SF9 1B			4-2 BB		1-1 P2		0-0 SH1-3		1	0	0	1	1	0	1						
Jose Valentin, S OBP: 0.325, SLG: 0.450 Carl Everett, S OBP: 0.351, SLG: 0.515 Brian Daubach, L OBP: 0.368, SLG: 0.425 (8, 3)	1-1 G5-3			0-0 P2		3-3 K		4-0 HR S IBB		3	0	0	0	0	1	3						
Miguel Olivo, R OBP: 0.272, SLG: 0.356 (1, 2)				1-0 G6-3		0-2 G5-3		3-3 K		4	0	1	0	0	1	2						
Inning Stats	R: 4 E: 0 K: 1 S: 16	H: 4 LOB: 1 BB: 1 P: 27	R: 0 E: 0 K: 1 S: 13	H: 2 LOB: 2 BB: 0 P: 17	R: 0 E: 0 K: 2 S: 10	H: 0 LOB: 1 BB: 1 P: 17	R: 0 E: 0 K: 1 S: 7	H: 0 LOB: 0 BB: 0 P: 10	R: 0 E: 0 K: 1 S: 10	H: 2 LOB: 2 BB: 0 P: 19	R: 0 E: 0 K: 1 S: 9	H: 0 LOB: 1 BB: 1 P: 17	R: 3 E: 0 K: 1 S: 13	H: 3 LOB: 2 BB: 1 P: 23	R: 0 E: 0 K: 1 S: 10	H: 0 LOB: 0 BB: 0 P: 17	1B: 7 2B: 2 3B: 0 HR: 2	SF: 1 SAC: 1 DP: 1 HBP: 0	WP: 0 PB: 0 CS: 0	PA: 42		
PITCHER	IP WLS BF H R ER SO BB IBB HBP BLK WP HR S P ERA WHIP	IP WLS BF H R ER SO BB IBB HBP BLK WP HR S P ERA WHIP	IP WLS BF H R ER SO BB IBB HBP BLK WP HR S P ERA WHIP	IP WLS BF H R ER SO BB IBB HBP BLK WP HR S P ERA WHIP	IP WLS BF H R ER SO BB IBB HBP BLK WP HR S P ERA WHIP	IP WLS BF H R ER SO BB IBB HBP BLK WP HR S P ERA WHIP	IP WLS BF H R ER SO BB IBB HBP BLK WP HR S P ERA WHIP	IP WLS BF H R ER SO BB IBB HBP BLK WP HR S P ERA WHIP	IP WLS BF H R ER SO BB IBB HBP BLK WP HR S P ERA WHIP	IP WLS BF H R ER SO BB IBB HBP BLK WP HR S P ERA WHIP	IP WLS BF H R ER SO BB IBB HBP BLK WP HR S P ERA WHIP	IP WLS BF H R ER SO BB IBB HBP BLK WP HR S P ERA WHIP	IP WLS BF H R ER SO BB IBB HBP BLK WP HR S P ERA WHIP	IP WLS BF H R ER SO BB IBB HBP BLK WP HR S P ERA WHIP	IP WLS BF H R ER SO BB IBB HBP BLK WP HR S P ERA WHIP	IP WLS BF H R ER SO BB IBB HBP BLK WP HR S P ERA WHIP	IP WLS BF H R ER SO BB IBB HBP BLK WP HR S P ERA WHIP	IP WLS BF H R ER SO BB IBB HBP BLK WP HR S P ERA WHIP	IP WLS BF H R ER SO BB IBB HBP BLK WP HR S P ERA WHIP	IP WLS BF H R ER SO BB IBB HBP BLK WP HR S P ERA WHIP	IP WLS BF H R ER SO BB IBB HBP BLK WP HR S P ERA WHIP	
Billy Traber, L ERA: 4.38 63 Rafael Betancourt, R ERA: 6.75 Alex Herrera, L ERA: 2.94 Terry Mulholland, L ERA: 4.44 (1, 1)	6.0 1.1 0.2 1.0	28 L 5 3	8 6 2 0	4 2 1 0	4 2 1 0	6 2 1 0	6 12 20 10	6 13.50 3.000 0.000	6 1.833 1.500 0.000	6 6.00 1.833 0.000	6 6.00 1.833 0.000	6 6.00 1.833 0.000	6 6.00 1.833 0.000	6 6.00 1.833 0.000	6 6.00 1.833 0.000	6 6.00 1.833 0.000	6 6.00 1.833 0.000	6 6.00 1.833 0.000	6 6.00 1.833 0.000	6 6.00 1.833 0.000	6 6.00 1.833 0.000	6 6.00 1.833 0.000

Chicago White Sox @ Cleveland Indians
Jacobs Field, Cleveland, OH
Sun Jul 13 2003, 1:05 PM EDT
Att: 26,467 - Sunny - 73 F

AB 35
R 7
H 11
RBI 7
BB 5
SO 9
LOB 18



Batter	1	2	3	4	5	6	7	8	9	AB	R	H	RBI	BB	SO	LOB	BOTTOM					
Jody Gerut, L OBP: 0.336, SLG: 0.516 (1, 9)	1-0 G6-3		2-2 HR		2-2 P6		2-3 K		2-1 1B	5	1	2	1	0	1	2						
Casey Blake, R OBP: 0.334, SLG: 0.437 (1, 5)	2-1 1B		1-2 G6-3		2-2 P5		4-2 BB		3-3 K	4	0	1	0	1	1	4						
Milton Bradley, S OBP: 0.435, SLG: 0.502 (1, 8)	1-1 P2		2-0 F7		0-1 2B 1B		1-3 K		1-2 P6	5	0	1	2	0	1	4						
Shane Spencer, R OBP: 0.329, SLG: 0.422 (1, 7)	2-3 K			2-2 G6-3	2-1 2B		3-3 K		1-3 K	5	0	1	0	0	3	4						
Ben Broussard, L OBP: 0.338, SLG: 0.471 (1, 3)				0-0 G4-3	4-2 BB			3-1 F7		3	0	0	0	1	1	0						
48 Travis Hafner, L OBP: 0.289, SLG: 0.423 (1, 10)				1-3 K	2-3 K			0-0 2B 1B		4	0	1	0	0	3	3						
41 Victor Martinez, S OBP: 0.255, SLG: 0.250 (1, 2)					0-0 2B 1B		1-0 P4		0-1 G6-3	3	1	1	0	1	0	1						
2 Jhonny Peralta, R OBP: 0.259, SLG: 0.220 (1, 6)					4-1 2B 1B BB		2-2 K		2-2 1B	3	1	1	0	1	2	1						
Brandon Phillips, R OBP: 0.242, SLG: 0.307 (1, 4)				1-1 G6-3	1-2 1B 2B		2-3 K		2-2 1B	4	1	2	1	0	1	0						
Inning Stats	R: 0 E: 0 K: 1 S: 8	H: 1 LOB: 1 BB: 0 P: 14	R: 0 E: 0 K: 3 S: 13	H: 0 LOB: 1 BB: 1 P: 23	R: 1 E: 0 K: 0 S: 9	H: 1 LOB: 0 BB: 0 P: 15	R: 0 E: 0 K: 1 S: 9	H: 0 LOB: 0 BB: 0 P: 14	R: 0 E: 0 K: 2 S: 8	H: 0 LOB: 0 BB: 0 P: 13	R: 0 E: 0 K: 3 S: 12	H: 0 LOB: 1 BB: 1 P: 22	R: 0 E: 0 K: 0 S: 8	H: 2 LOB: 2 BB: 0 P: 13	R: 0 E: 0 K: 2 S: 15	H: 2 LOB: 2 BB: 0 P: 24	1B: 6 2B: 3 3B: 0 HR: 1	SF: 0 SAC: 0 DP: 0 HBP: 0	WP: 0 PB: 0 CS: 0	PA: 40		
PITCHER	IP WLS BF H R ER SO BB IBB HBP BLK WP HR S P ERA WHIP	IP WLS BF H R ER SO BB IBB HBP BLK WP HR S P ERA WHIP	IP WLS BF H R ER SO BB IBB HBP BLK WP HR S P ERA WHIP	IP WLS BF H R ER SO BB IBB HBP BLK WP HR S P ERA WHIP	IP WLS BF H R ER SO BB IBB HBP BLK WP HR S P ERA WHIP	IP WLS BF H R ER SO BB IBB HBP BLK WP HR S P ERA WHIP	IP WLS BF H R ER SO BB IBB HBP BLK WP HR S P ERA WHIP	IP WLS BF H R ER SO BB IBB HBP BLK WP HR S P ERA WHIP	IP WLS BF H R ER SO BB IBB HBP BLK WP HR S P ERA WHIP	IP WLS BF H R ER SO BB IBB HBP BLK WP HR S P ERA WHIP	IP WLS BF H R ER SO BB IBB HBP BLK WP HR S P ERA WHIP	IP WLS BF H R ER SO BB IBB HBP BLK WP HR S P ERA WHIP	IP WLS BF H R ER SO BB IBB HBP BLK WP HR S P ERA WHIP	IP WLS BF H R ER SO BB IBB HBP BLK WP HR S P ERA WHIP	IP WLS BF H R ER SO BB IBB HBP BLK WP HR S P ERA WHIP	IP WLS BF H R ER SO BB IBB HBP BLK WP HR S P ERA WHIP	IP WLS BF H R ER SO BB IBB HBP BLK WP HR S P ERA WHIP	IP WLS BF H R ER SO BB IBB HBP BLK WP HR S P ERA WHIP	IP WLS BF H R ER SO BB IBB HBP BLK WP HR S P ERA WHIP	IP WLS BF H R ER SO BB IBB HBP BLK WP HR S P ERA WHIP	IP WLS BF H R ER SO BB IBB HBP BLK WP HR S P ERA WHIP	
Jon Garland, R ERA: 4.64 David Sanders, L ERA: 4.71 Damaso Marte, L ERA: 1.66 Tom Gordon, R ERA: 3.35 (1, 1)	4.2 1.1 2.0 1.0	22 5 8 5	22 0 2 2	4 0 0 0	4 0 0 0	5 3 20 15	5 13 35 24	7.71 0.00 0.00 0.00	7.71 0.750 1.500 2.000	7.71 0.00 0.00 0.00	7.71 0.00 0.00 0.00	7.71 0.00 0.00 0.00	7.71 0.00 0.00 0.00	7.71 0.00 0.00 0.00	7.71 0.00 0.00 0.00	7.71 0.00 0.00 0.00	7.71 0.00 0.00 0.00	7.71 0.00 0.00 0.00	7.71 0.00 0.00 0.00	7.71 0.00 0.00 0.00	7.71 0.00 0.00 0.00	7.71 0.00 0.00 0.00

Chicago White Sox @ Cleveland Indians
Jacobs Field, Cleveland, OH
Sun Jul 13 2003, 1:05 PM EDT
Att: 26,467 - Sunny - 73 F

AB 36
R 4
H 10
RBI 4
BB 4
SO 13
LOB 19



Batter	1	2	3	4	5	6	7	8	9	AB	R	H	RBI	BB	SO	LOB	TOP								
Coco Crisp, S OBP: 0.303, SLG: 0.338	(1, 7) K		(2, 2) F7		(2, 3) FC5-3		(3, 2) G5-3			4	0	0	0	0	1	3									
Casey Blake, R OBP: 0.333, SLG: 0.433	(1, 5) F7		(4, 2) FC6-4 BB			(2, 3) K		(1, 0) F8		3	0	0	0	1	1	0									
Milton Bradley, S OBP: 0.431, SLG: 0.495	(1, 8) K		(0, 1) FC6-4 1-2			(0, 0) P6		(0, 1) F9		4	0	0	0	0	1	2									
Shane Spencer, R OBP: 0.328, SLG: 0.433		(3, 1) HR		(3, 2) G1-3		(1, 3) K		(1, 1) F7		4	1	1	1	0	1	0									
Jody Gerut, L OBP: 0.335, SLG: 0.511		(2, 1) G3		(2, 2) G3				(0, 0) SH5-3 41 1B		4	1	1	0	0	0	0									
41 Victor Martinez, S OBP: 0.275, SLG: 0.271		(1, 2) G1-3		(2, 3) K				(1, 1) SH5-3 1B		4	1	2	0	0	1	0									
Zach Sorensen, S OBP: 0.310, SLG: 0.360								(1, 2) SH5-3 2 G5-3 1B		0	0	0	0	0	0	0									
Tim Laker, R OBP: 0.276, SLG: 0.406								(1, 2) CS 1B		0	0	0	0	0	0	0									
Ben Broussard, L OBP: 0.333, SLG: 0.463		(1, 1) F7			(1, 1) G4-3			(0, 0) SH5-3		3	0	0	0	0	0	1									
John McDonald, R OBP: 0.296, SLG: 0.349			(1, 3) K		(0, 2) 2 3B 1B			(0, 0) 2 G5-3 1B		3	1	2	1	0	1	0									
2 Jhonny Peralta, R OBP: 0.281, SLG: 0.302			(2, 0) 2B		(2, 0) 1-H FC5-3 3B			(1, 2) G5-3		3	0	2	2	0	0	1									
Inning Stats	R: 0 E: 0 K: 2 S: 9	H: 0 LOB: 0 BB: 0 P: 13	R: 1 E: 0 K: 0 S: 9	H: 1 LOB: 0 BB: 0 P: 16	R: 0 E: 0 K: 1 S: 13	H: 1 LOB: 2 BB: 1 P: 22	R: 0 E: 0 K: 1 S: 10	H: 0 LOB: 0 BB: 0 P: 17	R: 1 E: 0 K: 0 S: 8	H: 2 LOB: 0 BB: 0 P: 11	R: 0 E: 0 K: 2 S: 8	H: 0 LOB: 0 BB: 0 P: 11	R: 2 E: 0 K: 0 S: 9	H: 3 LOB: 1 BB: 0 P: 11	R: 0 E: 0 K: 0 S: 5	H: 0 LOB: 0 BB: 0 P: 7	R: 0 E: 0 K: 0 S: 8	H: 1 LOB: 1 BB: 0 P: 12	1B: 5 2B: 2 3B: 1 HR: 1	SF: 0 SAC: 1 DP: 1 HBP: 0	WP: 0 PB: 0 SB: 0 CS: 1	PA: 35			
PITCHER	IP	WLS	BF	H	R	ER	SO	BB	IBB	HBP	BLK	WP	HR	S	P	ERA	WHIP								
Andy Pettitte, L ERA: 4.66	(1, 1) 7.0		28	7	4	4	6	1	0	0	0	0	1	66	101	5.14	1.143								
Chris Hammond, L ERA: 3.12	(8, 1) 1.0		3	0	0	0	0	0	0	0	0	0	0	5	7	0.00	0.000								
42 Mariano Rivera, R ERA: 1.7	(9, 1) 1.0	W	3	1	0	0	0	0	0	0	0	0	0	8	12	0.00	1.000								

Cleveland Indians @ New York Yankees
Yankee Stadium, Bronx, NY
Thu Jul 17 2003, 7:05 PM EDT
Att: 46,401 - Sunny - 80 F


AB 32
R 4
H 8
RBI 4
BB 1
SO 6
LOB 7



Batter	1	2	3	4	5	6	7	8	9	AB	R	H	RBI	BB	SO	LOB	BOTTOM								
Alfonso Soriano, R OBP: 0.345, SLG: 0.516	(1, 4) K		(1, 2) G5-4-3 1-2			(2, 0) HR		(0, 1) P6		4	1	1	2	0	1	2									
2 Derek Jeter, R OBP: 0.389, SLG: 0.462		(4, 0) BB		(3, 2) G4-3		(1, 1) G3		(2, 1) HR		3	1	1	2	1	0	0									
25 Jason Giambi, L OBP: 0.417, SLG: 0.542	(1, 3) K			(3, 3) K		(0, 0) G3		(4, 2) BB		3	0	0	0	1	2	1									
Bernie Williams, S OBP: 0.386, SLG: 0.427	(1, 8) G5-3			(1, 3) K		(2, 0) F8		(2, 0) G4-3		4	0	0	0	0	1	2									
55 Hideki Matsui, L OBP: 0.355, SLG: 0.455		(1, 0) G3			(0, 2) G6-3		(1, 1) G4-3		(1, 0) HR	4	1	1	1	0	0	0									
20 Jorge Posada, S OBP: 0.402, SLG: 0.480		(3, 1) CS 1B			(2, 0) F7		(0, 0) G1-3			3	0	1	0	0	0	0									
Robin Ventura, L OBP: 0.328, SLG: 0.386		(3, 3) K 1-2			(3, 2) 1B		(3, 3) K			3	0	1	0	0	2	1									
Ruben Sierra, S OBP: 0.348, SLG: 0.431			(0, 1) G3		(0, 0) G4-3			(1, 1) F8		3	0	0	0	0	0	1									
Raul Mondesi, R OBP: 0.340, SLG: 0.474			(1, 0) G5-4-3 1B			(4, 2) HR BB		(0, 0) 2 HR 2B		2	2	2	0	1	0	0									
Inning Stats	R: 0 E: 0 K: 2 S: 9	H: 0 LOB: 1 BB: 1 P: 16	R: 0 E: 0 K: 1 S: 9	H: 1 LOB: 0 BB: 0 P: 16	R: 0 E: 0 K: 0 S: 6	H: 1 LOB: 0 BB: 0 P: 8	R: 0 E: 0 K: 2 S: 10	H: 0 LOB: 0 BB: 0 P: 17	R: 0 E: 0 K: 0 S: 7	H: 1 LOB: 1 BB: 1 P: 16	R: 0 E: 0 K: 1 S: 6	H: 0 LOB: 0 BB: 0 P: 10	R: 2 E: 0 K: 0 S: 10	H: 2 LOB: 1 BB: 1 P: 19	R: 1 E: 0 K: 0 S: 1	H: 1 LOB: 0 BB: 0 P: 2	1B: 3 2B: 2 3B: 0 HR: 3	SF: 0 SAC: 0 DP: 2 HBP: 0	WP: 0 PB: 0 SB: 1 CS: 1	PA: 32					
PITCHER	IP	WLS	BF	H	R	ER	SO	BB	IBB	HBP	BLK	WP	HR	S	P	ERA	WHIP								
Jason Davis, R ERA: 4.54	(1, 1) 7.1		27	5	3	3	6	2	0	0	0	0	1	60	102	3.68	0.955								
David Riske, R ERA: 2.95	(8, 1) 0.2	L	5	2	2	2	0	1	0	0	0	0	2	8	17	27.00	4.500								

Cleveland Indians @ New York Yankees
Yankee Stadium, Bronx, NY
Thu Jul 17 2003, 7:05 PM EDT
Att: 46,401 - Sunny - 80 F

AB 29
R 5
H 7
RBI 5
BB 3
SO 6
LOB 7



Batter	1	2	3	4	5	6	7	8	9	AB	R	H	RBI	BB	SO	LOB	TOP								
Coco Crisp, S OBP: 0.306, SLG: 0.341 (1, 7)	1-2 S 1B		2-3 K 2		0-0 G4-3 1B 1B		0-0 P2 2		1-3 K 2	5	1	2	0	0	2	2	Cleveland Indians @ New York Yankees Yankee Stadium, Bronx, NY Fri Jul 18 2003, 7:05 PM EDT Att: 47,341 - Overcast - 79 F								
Casey Blake, R OBP: 0.334, SLG: 0.430 (1, 5)	2-0 P4 1-2		1-1 P1 3		0-0 G5-3 1-2		2-1 1B 3		4-2 BB 1-2 2-3	4	0	1	0	1	0	2									
Milton Bradley, S OBP: 0.427, SLG: 0.488 (1, 8)	4-2 BB 2			2-3 K 1	0-1 G4-3 2-3		3-3 K 3		1-2 F9 3	4	0	0	0	1	2	5									
Jody Gerut, L OBP: 0.337, SLG: 0.509 (1, 9)	0-3 K 2			1-1 48 1B 2B 1B	4-1 48 PO 1B BB			1-0 P3 1		3	1	1	0	1	1	2									
Ben Broussard, L OBP: 0.332, SLG: 0.459 (1, 3)	1-3 K 3			0-1 F8 2	0-0 1-2 3-H 1B			1-1 G4-3 2		4	0	1	1	0	1	3									
48 Travis Hafner, L OBP: 0.288, SLG: 0.417 (1, 10)		1-0 G1-3 1		0-2 2B 1-3 1B 1B	1-1 PO 3		1-3 K 1			4	1	1	0	0	2	0									
Tim Laker, R OBP: 0.284, SLG: 0.419 (1, 2)		2-2 K 2		0-1 1-3 3-H 1B 2B			1-1 G5-3 2		0-0 BB E 1B	4	1	2	1	0	1	0									
John McDonald, R OBP: 0.297, SLG: 0.349 Zach Sorensen, S OBP: 0.300, SLG: 0.346 (9, PH)		3-1 G1-3 3		0-0 2 S 1B			0-3 K 3		0-1 E5 BB	3	0	1	2	0	1	0									
2 Johnny Peralta, R OBP: 0.262, SLG: 0.281 (1, 6)			2-3 K 1	1-2 G6-3 3-2			2-2 F8 1		2-3 K 1	4	0	0	0	0	2	3									
Inning Stats	R: 0 E: 0 K: 2 S: 13	H: 1 LOB: 2 BB: 1 P: 21	R: 0 E: 0 K: 1 S: 6	H: 0 LOB: 0 BB: 0 P: 12	R: 0 E: 0 K: 2 S: 9	H: 0 LOB: 0 BB: 0 P: 14	R: 3 E: 0 K: 1 S: 17	H: 4 LOB: 1 BB: 0 P: 23	R: 1 E: 0 K: 0 S: 7	H: 2 LOB: 1 BB: 1 P: 12	R: 0 E: 0 K: 2 S: 9	H: 0 LOB: 0 BB: 0 P: 11	R: 0 E: 0 K: 1 S: 9	H: 1 LOB: 1 BB: 0 P: 16	R: 0 E: 0 K: 1 S: 7	H: 0 LOB: 0 BB: 0 P: 10		R: 0 E: 1 K: 2 S: 17	H: 1 LOB: 3 BB: 1 P: 25	1B: 8 2B: 1 3B: 0 HR: 0	SF: 0 SAC: 0 DP: 0 HBP: 0	WP: 0 PB: 0 SB: 2 CS: 0	PA: 40		
PITCHER	IP	WLS	BF	H	R	ER	SO	BB	IBB	HBP	BLK	WP	HR	S	P	ERA	WHIP								
Roger Clemens, R ERA: 3.79 (1, 1)	6.0	W	26	7	4	4	8	2	0	0	0	0	0	61	93	6.00	1.500								
Armando Benitez, R ERA: 2.99 (7, 1)	2.0		7	1	0	0	2	0	0	0	0	0	0	16	26	0.00	0.500								
Antonio Osuna, R ERA: 2.86 (9, 1)	1.0		6	1	0	0	2	1	0	0	0	0	0	17	25	0.00	2.000								

Batter	1	2	3	4	5	6	7	8	9	AB	R	H	RBI	BB	SO	LOB	BOTTOM								
Alfonso Soriano, R OBP: 0.343, SLG: 0.514 (1, 4)	0-0 P6 1		0-0 P6 1		1-1 F7 2	2-1 2B 2B		1-2 G5-3 1-2		5	0	1	2	0	0	2	Cleveland Indians @ New York Yankees Yankee Stadium, Bronx, NY Fri Jul 18 2003, 7:05 PM EDT Att: 47,341 - Overcast - 79 F								
2 Derek Jeter, R OBP: 0.382, SLG: 0.452 (1, 6)	0-0 G1-6-3 2		3-3 K 3		2-0 G6-3 3		3-3 K 3		3-2 G6-3 2	5	0	0	0	0	2	3									
25 Jason Giambi, L OBP: 0.420, SLG: 0.560 (1, 3)	3-2 K 3		0-0 HR 1-H		4-2 2B BB	2-2 HR		2-3 K 3		4	3	2	3	1	2	1									
Bernie Williams, S OBP: 0.388, SLG: 0.431 (1, 8)		0-3 K 1	1-0 G6-3 3		0-1 55 1B SF9 2B	4-2 55 G3 BB			3	1	1	1	1	1	0										
55 Hideki Matsui, L OBP: 0.357, SLG: 0.458 (1, 7)		1-0 E 2B		3-2 F8 1	1-0 20 BB 1B	2-0 G3 1		1-2 G3 1-2		4	2	2	0	0	0	1									
20 Jorge Posada, S OBP: 0.403, SLG: 0.477 (1, 2)		4-1 FC5-4 BB		0-0 F7 2	4-2 1B 2B BB	1-3 K 2			2	1	0	0	2	1	1										
Raul Mondesi, R OBP: 0.339, SLG: 0.473 (1, 9)		0-0 FC5-4 1-2 2-H		0-0 FC4-6 1B	0-2 SF9 1	3-3 K 3			3	0	1	1	0	1	2										
Ruben Sierra, S OBP: 0.350, SLG: 0.445 (1, 10)		3-2 G1-3 3		1-1 FC4-6 1-2	2-1 F8 1	1-1 G3 2B 1B		2-1 G3 HR		4	2	2	2	0	0	2									
Todd Zeile, R OBP: 0.288, SLG: 0.353 (1, 5)			0-1 25 HR 1B		2-1 F8 1	1-1 G3 2		2-2 G5-3 1B		4	1	2	0	0	0	2									
Inning Stats	R: 0 E: 0 K: 1 S: 5	H: 0 LOB: 0 BB: 0 P: 8	R: 1 E: 1 K: 1 S: 10	H: 1 LOB: 1 BB: 1 P: 18	R: 2 E: 0 K: 1 S: 11	H: 2 LOB: 0 BB: 0 P: 15	R: 0 E: 0 K: 0 S: 7	H: 1 LOB: 0 BB: 0 P: 11	R: 0 E: 0 K: 0 S: 5	H: 0 LOB: 0 BB: 0 P: 10	R: 5 E: 0 K: 1 S: 21	H: 4 LOB: 1 BB: 2 P: 39	R: 1 E: 0 K: 2 S: 13	H: 1 LOB: 1 BB: 1 P: 25	R: 1 E: 0 K: 1 S: 16	H: 2 LOB: 1 BB: 0 P: 26		1B: 5 2B: 3 3B: 0 HR: 3	SF: 1 SAC: 0 DP: 0 HBP: 0	WP: 0 PB: 0 SB: 0 CS: 0	PA: 39				
PITCHER	IP	WLS	BF	H	R	ER	SO	BB	IBB	HBP	BLK	WP	HR	S	P	ERA	WHIP								
Brian Anderson, L ERA: 4.35 (6, 1)	1.0		6	2	2	2	1	1	0	0	0	0	0	16	29	18.00	3.000								
Alex Herrera, L ERA: 3.86 (7, 1)	0.2		4	1	1	1	1	1	0	0	0	0	1	10	19	13.50	3.000								
Jack Cressend, R ERA: 1.17 (8, 1)	0.1		1	0	0	0	1	0	0	0	0	0	0	3	6	0.00	0.000								
Danys Baez, R ERA: 3.55 (8, 1)	0.2		4	2	1	1	0	0	0	0	0	0	1	13	21	13.50	3.000								
63 Rafael Betancourt, R ERA: 5.4 (8, 1)	0.1		1	0	0	0	1	0	0	0	0	0	0	3	5	0.00	0.000								

AB 36
R 4
H 9
RBI 4
BB 3
SO 12
LOB 18



AB 34
R 10
H 11
RBI 9
BB 4
SO 7
LOB 14



Batter	1	2	3	4	5	6	7	8	9	AB	R	H	RBI	BB	SO	LOB	TOP										
Coco Crisp, S (1, 7) OBP: 0.311, SLG: 0.345	0-1 CS 1B		1-1 HR 1B		0-0 G5-3			1-1 G3-6-3		4	1	2	0	0	0	1											
Casey Blake, R (1, 5) OBP: 0.336, SLG: 0.431	0-1 SAFE 1-2 1B		0-1 F9		1-0 F9			0-0 BB 1B		4	0	2	0	0	0	2											
Jody Gerut, L (1, 9) OBP: 0.340, SLG: 0.520	2-3 SAFE SAFE SAFE K		2-2 1-H 2-H HR		1-1 F9			4-0 BB BB 1-2 BB		3	1	1	3	1	1	1											
Milton Bradley, S (1, 8) OBP: 0.428, SLG: 0.498	0-0 L4		2-2 HR		1-0 CS 1B			0-0 F9		4	1	2	1	0	0	3											
Ryan Ludwick, R (1, 10) OBP: 0.235, SLG: 0.167		1-3 K	2-2 F9		0-1 F9			2-3 K		4	0	0	0	0	2	1											
Ben Broussard, L (1, 3) OBP: 0.330, SLG: 0.454		2-3 K		0-0 41 G5-4-3 1B		0-1 CS 1-2	0-2 G1-3		2-3 K	4	0	1	0	0	2	0											
41 Victor Martinez, S (1, 2) OBP: 0.255, SLG: 0.250		2-3 K		0-0 G5-4-3 1-2				1-3 K		4	0	0	0	0	2	1											
John McDonald, R (1, 4) OBP: 0.291, SLG: 0.341			2-0 F8	2-2 F9				0-0 G6-3		3	0	0	0	0	0	0											
2 Jhonny Peralta, R (1, 6) OBP: 0.281, SLG: 0.288			1-0 1B HR 1B		3-2 G5-3			4-2 BB G3-6-3		2	1	1	0	1	0	0											
Inning Stats	R: 0 E: 0 K: 1 S: 9	H: 2 LOB: 1 BB: 0 P: 11	R: 0 E: 0 K: 3 S: 11	H: 0 LOB: 0 BB: 0 P: 16	R: 4 E: 0 K: 0 S: 15	H: 4 LOB: 0 BB: 0 P: 25	R: 0 E: 0 K: 0 S: 7	H: 1 LOB: 0 BB: 0 P: 9	R: 0 E: 0 K: 0 S: 6	H: 1 LOB: 0 BB: 0 P: 8	R: 0 E: 0 K: 1 S: 10	H: 0 LOB: 0 BB: 0 P: 11	R: 0 E: 0 K: 2 S: 10	H: 1 LOB: 2 BB: 2 P: 19	R: 0 E: 0 K: 2 S: 9	H: 0 LOB: 0 BB: 0 P: 15	1B: 7 2B: 0 3B: 0 HR: 2	SF: 0 SAC: 0 DP: 2 HBP: 0	WP: 0 PB: 0 SB: 0 CS: 2	PA: 35							
PITCHER	IP	WLS	BF	H	R	ER	SO	BB	IBB	HBP	BLK	WP	HR	S	P	ERA	WHIP										
David Wells, L (1, 1) ERA: 3.83	7.0	W	26	8	4	4	5	0	0	0	0	0	2	67	93	5.14	1.143										
Armando Benitez, R (8, 1) ERA: 2.94	0.2	H	4	1	0	0	0	2	0	0	0	0	0	9	18	0.00	4.500										
42 Mariano Rivera, R (8, 1) ERA: 1.64	1.1	S	4	0	0	0	2	0	0	0	0	0	0	10	16	0.00	0.000										

Cleveland Indians @ New York Yankees
Yankee Stadium, Bronx, NY
Sat Jul 19 2003, 4:05 PM EDT
Att: 54,981 - Sunny - 81 F


AB 32
R 4
H 9
RBI 4
BB 2
SO 7
LOB 9



Batter	1	2	3	4	5	6	7	8	9	AB	R	H	RBI	BB	SO	LOB	BOTTOM										
Alfonso Soriano, R (1, 4) OBP: 0.344, SLG: 0.520	2-1 HR		1-3 K2-3		4-2 25 1B BB		2-1 P2			3	2	1	1	1	1	0											
2 Derek Jeter, R (1, 6) OBP: 0.394, SLG: 0.457	0-3 K		1-2 G6-3		0-0 25 1B 1-2 2-3 3-H 1B			1-0 55 1B WP 2B		4	2	2	1	0	1	0											
25 Jason Giambi, L (1, 10) OBP: 0.418, SLG: 0.556	1-2 G4-3			1-2 P6	3-2 1-H 2-H 3-H 1B			0-0 F8		4	0	1	3	0	0	1											
Bernie Williams, S (1, 8) OBP: 0.385, SLG: 0.424	0-3 K			1-3 K	1-1 G1-3			4-0 WP 55 1B IBB		3	0	0	0	1	2	1											
55 Hideki Matsui, L (1, 7) OBP: 0.356, SLG: 0.455		0-0 G4-3		0-1 G5-3		3-2 G6-3		0-2 WP 1-2 2-3 1B		4	0	1	0	0	0	0											
Raul Mondesi, R (1, 9) OBP: 0.340, SLG: 0.482		3-2 HR		2-2 SH G5-2-3 1B		1-1 G4-3		2-3 K		4	1	2	1	0	1	3											
Todd Zeile, R (1, 3) OBP: 0.287, SLG: 0.350	2-1 F7			1-1 G5-2-3 2 1B 1-2 2-3 1B		1-2 G2-3		3-3 K		4	1	1	0	0	1	2											
John Flaherty, R (1, 2) OBP: 0.288, SLG: 0.365	2-3 K			0-1 SH 2 1B 25 1B G5-2-3			0-1 G6-3			2	1	0	0	0	1	0											
Enrique Wilson, S (1, 5) OBP: 0.240, SLG: 0.314			0-1 G2-3		0-0 G5-2-3		2-2 P4			3	0	0	0	0	0	3											
Inning Stats	R: 1 E: 0 K: 2 S: 14	H: 1 LOB: 0 BB: 0 P: 17	R: 1 E: 0 K: 1 S: 9	H: 1 LOB: 0 BB: 0 P: 16	R: 0 E: 0 K: 1 S: 9	H: 0 LOB: 0 BB: 0 P: 11	R: 0 E: 0 K: 1 S: 9	H: 0 LOB: 0 BB: 0 P: 11	R: 4 E: 0 K: 0 S: 19	H: 4 LOB: 1 BB: 1 P: 30	R: 0 E: 0 K: 0 S: 9	H: 0 LOB: 0 BB: 0 P: 14	R: 0 E: 0 K: 0 S: 8	H: 0 LOB: 0 BB: 0 P: 12	R: 1 E: 0 K: 2 S: 15	H: 2 LOB: 2 BB: 1 P: 25	1B: 5 2B: 1 3B: 0 HR: 2	SF: 0 SAC: 1 DP: 1 HBP: 0	WP: 2 PB: 0 SB: 0 CS: 0	PA: 34							
PITCHER	IP	WLS	BF	H	R	ER	SO	BB	IBB	HBP	BLK	WP	HR	S	P	ERA	WHIP										
CC Sabathia, L (1, 1) ERA: 3.51	6.0	L	25	6	6	6	5	1	0	0	0	0	2	69	99	9.00	1.167										
Jack Cressend, R (7, 1) ERA: 2.0	1.1		6	1	1	1	0	0	1	0	0	0	0	10	19	6.75	0.750										
Terry Mulholland, L (8, 1) ERA: 4.44	0.0		1	1	0	0	0	0	0	0	0	0	0	4	4	∞	∞										
63 Rafael Betancourt, R (8, 1) ERA: 3.86	0.2		2	0	0	0	2	0	0	0	0	1	0	9	14	0.00	0.000										

Cleveland Indians @ New York Yankees
Yankee Stadium, Bronx, NY
Sat Jul 19 2003, 4:05 PM EDT
Att: 54,981 - Sunny - 81 F


AB 31
R 7
H 8
RBI 6
BB 2
SO 7
LOB 10



Batter	1	2	3	4	5	6	7	8	9	AB	R	H	RBI	BB	SO	LOB	TOP				
Coco Crisp, S OBP: 0.314, SLG: 0.347 (1, 8)	F9		2B 1B		B1-3		K			4	1	1	0	0	1	0	Cleveland Indians @ Chicago White Sox U.S. Cellular Field, Chicago, IL Mon Jul 21 2003, 8:05 PM EDT Att: 31,776 - Sunny - 74 F				
Casey Blake, R OBP: 0.337, SLG: 0.433 (1, 5)	G6-3		1B 2B		S		1B	F8		4	1	2	1	0	0	0					
Jody Gerut, L OBP: 0.337, SLG: 0.508 (1, 7)	HBP		2B 1B		F9			K		3	1	1	1	0	1	1					
Milton Bradley, S OBP: 0.427, SLG: 0.497 (1, 10)	F9		2B 1B		F7			2B 1B		4	0	2	1	0	0	1					
Ryan Ludwick, R OBP: 0.256, SLG: 0.229 (1, 9)	F9		G6-3		S			1B 2B		4	0	2	0	0	0	1					
Tim Laker, R OBP: 0.277, SLG: 0.407 41 Victor Martinez, S OBP: 0.267, SLG: 0.250 (1, 2)	G4-3			K						3	0	0	0	0	2	1					
Ben Broussard, L OBP: 0.332, SLG: 0.445 (1, 3)	G3			L4					BB	0	0	0	0	1	0	0					
John McDonald, R OBP: 0.283, SLG: 0.331 (1, 4)			K	F9						4	0	0	0	0	2	1					
2 Jhonny Peralta, R OBP: 0.268, SLG: 0.273 48 Travis Hafner, L OBP: 0.285, SLG: 0.407 (1, 6)	G5-3				G5-3					3	0	0	0	0	1	0					
Inning Stats	R: 0 E: 0 K: 0 S: 7	H: 0 LOB: 1 BB: 0 P: 13	R: 0 E: 0 K: 0 S: 8	H: 0 LOB: 0 BB: 0 P: 13	R: 3 E: 0 K: 1 S: 15	H: 4 LOB: 1 BB: 0 P: 24	R: 0 E: 0 K: 1 S: 7	H: 0 LOB: 0 BB: 0 P: 11	R: 0 E: 0 K: 2 S: 10	H: 1 LOB: 1 BB: 0 P: 14	R: 0 E: 0 K: 2 S: 9	H: 0 LOB: 0 BB: 0 P: 16	R: 0 E: 0 K: 1 S: 7	H: 2 LOB: 2 BB: 0 P: 9	R: 0 E: 0 K: 2 S: 12	H: 0 LOB: 1 BB: 1 P: 20	1B: 5 2B: 3 3B: 0 HR: 0	SF: 0 SAC: 0 DP: 0 HBP: 1	WP: 0 PB: 0 SB: 2 CS: 0	PA: 36	
PITCHER	IP	WLS	BF	H	R	ER	SO	BB	IBB	HBP	BLK	WP	HR	S	P	ERA	WHIP				
Mike Porzio, L ERA: 5.06 (1, 1)	5.0	W	21	5	3	3	2	0	0	1	0	0	0	44	75	5.40	1.000				
Rick White, R ERA: 5.4 (6, 1)	2.0	H	7	1	0	0	4	0	0	0	0	0	0	19	29	0.00	0.500				
Tom Gordon, R ERA: 3.14 (8, 1)	2.0	S	8	2	0	0	3	1	0	0	0	0	0	19	29	0.00	1.500				

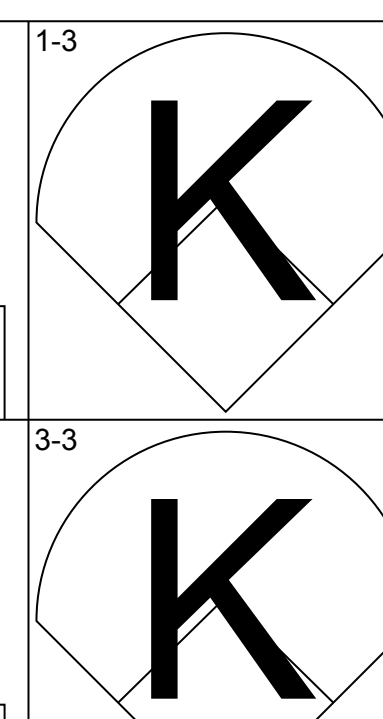
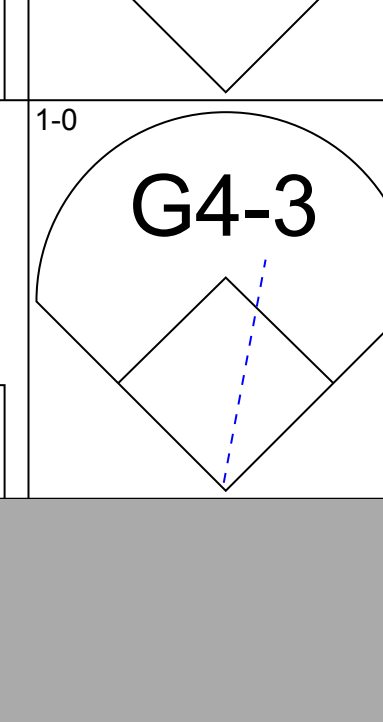
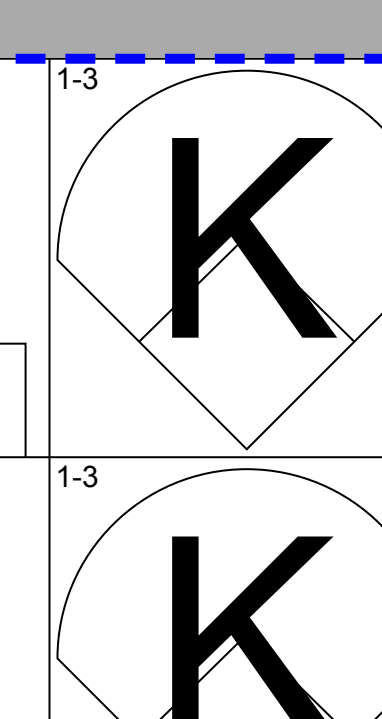
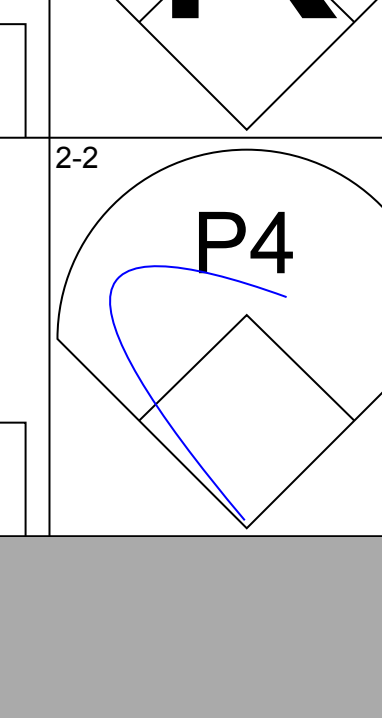
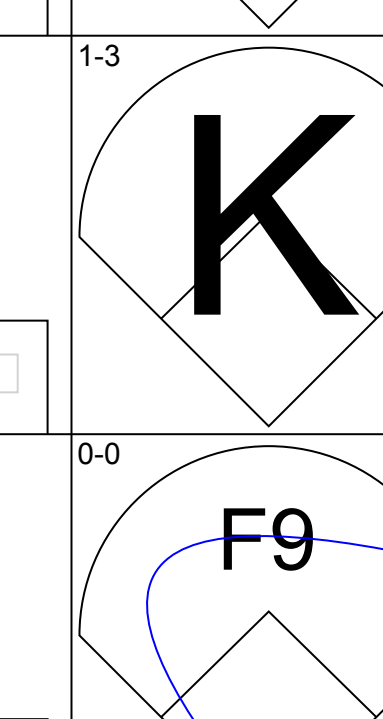

Batter	1	2	3	4	5	6	7	8	9	AB	R	H	RBI	BB	SO	LOB	BOTTOM				
Tony Graffanino, R OBP: 0.358, SLG: 0.477 (1, 6)	F9 SH1-3 1B		S 2B BB	F9			BB BB			2	1	1	0	2	0	0	Cleveland Indians @ Chicago White Sox U.S. Cellular Field, Chicago, IL Mon Jul 21 2003, 8:05 PM EDT Att: 31,776 - Sunny - 74 F				
Roberto Alomar, S OBP: 0.344, SLG: 0.354 (1, 4)	SH1-3		2B 1B		G5-3		BB BB			2	1	1	0	1	0	0					
Frank Thomas, R OBP: 0.402, SLG: 0.550 (1, 10)	BB		K		F7		P6			3	0	0	0	1	1	4					
Magglio Ordonez, R OBP: 0.366, SLG: 0.534 (1, 9)	F9		1B 2B		CS BB			K		3	1	1	1	1	1	2					
Carlos Lee, R OBP: 0.313, SLG: 0.443 Aron Rowand, R OBP: 0.296, SLG: 0.379 (1, 7)	L7		K		CS		F9			4	0	1	0	0	1	4					
Carl Everett, S OBP: 0.354, SLG: 0.517 Willie Harris, L OBP: 0.230, SLG: 0.222 (9, 8)	G5-3		1B		F7			K		4	0	1	2	0	1	0					
14 Paul Konerko, R OBP: 0.277, SLG: 0.329 (1, 3)	F8		K		L9					3	0	0	0	0	1	1					
24 Joe Crede, R OBP: 0.284, SLG: 0.373 (1, 5)	HR				G6-3		P3			3	1	1	1	0	0	0					
Sandy Alomar Jr., R OBP: 0.282, SLG: 0.374 (1, 2)	G6-3				F8		G6-3			3	0	0	0	0	0	0					
Inning Stats	R: 0 E: 0 K: 0 S: 14	H: 1 LOB: 2 BB: 1 P: 25	R: 1 E: 0 K: 0 S: 9	H: 1 LOB: 0 BB: 0 P: 15	R: 3 E: 0 K: 3 S: 18	H: 3 LOB: 1 BB: 1 P: 30	R: 0 E: 0 K: 0 S: 4	H: 0 LOB: 0 BB: 0 P: 5	R: 0 E: 0 K: 0 S: 11	H: 0 LOB: 0 BB: 1 P: 22	R: 0 E: 0 K: 0 S: 7	H: 0 LOB: 0 BB: 0 P: 9	R: 0 E: 0 K: 0 S: 18	H: 0 LOB: 2 BB: 2 P: 31	R: 0 E: 0 K: 2 S: 8	H: 1 LOB: 0 BB: 0 P: 12	1B: 4 2B: 1 3B: 0 HR: 1	SF: 0 SAC: 1 DP: 0 HBP: 0	WP: 0 PB: 0 SB: 2 CS: 1	PA: 34	
PITCHER	IP	WLS	BF	H	R	ER	SO	BB	IBB	HBP	BLK	WP	HR	S	P	ERA	WHIP				
Brian Tallet, L ERA: 4.74 (1, 1)	4.2	L	22	5	4	4	3	3	0	0	0	0	0	56	96	7.71	1.714				
Jack Cressend, R ERA: 1.64 (5, 1)	2.0		6	0	0	0	0	1	0	0	0	0	0	17	28	0.00	0.500				
David Riske, R ERA: 2.87 (7, 1)	1.1		5	1	0	0	2	1	0	0	0	0	0	16	25	0.00	1.500				

AB	34
R	3
H	8
RBI	3
BB	1
SO	9
LOB	8



Batter	1	2	3	4	5	6	7	8	9	AB	R	H	RBI	BB	SO	LOB	TOP								
Coco Crisp, S OBP: 0.325, SLG: 0.377										4	0	3	1	0	0	0	Cleveland Indians @ Chicago White Sox U.S. Cellular Field, Chicago, IL Tue Jul 22 2003, 2:05 PM EDT Att: 20,667 - Overcast - 67 F								
Casey Blake, R OBP: 0.333, SLG: 0.429										3	0	0	1	0	0	2									
Jody Gerut, L OBP: 0.332, SLG: 0.500										4	0	0	0	0	2	2									
Milton Bradley, S OBP: 0.425, SLG: 0.494										4	0	1	0	0	0	1									
Ben Broussard, L OBP: 0.326, SLG: 0.436										4	0	0	0	0	0	1									
48 Travis Hafner, L OBP: 0.276, SLG: 0.397										3	0	0	0	0	1	1									
Ryan Ludwick, R OBP: 0.250, SLG: 0.222										1	0	0	0	0	0	0									
41 Victor Martinez, S OBP: 0.270, SLG: 0.254										3	1	1	0	0	0	0									
2 Jhonny Peralta, R OBP: 0.257, SLG: 0.261										3	0	0	0	0	1	1									
John McDonald, R OBP: 0.284, SLG: 0.331										3	1	1	0	0	1	0									
Inning Stats	R: 0 E: 0 K: 0 S: 10	H: 1 LOB: 1 BB: 0 P: 16	R: 0 E: 0 K: 1 S: 6	H: 0 LOB: 0 BB: 0 P: 11	R: 0 E: 0 K: 2 S: 9	H: 0 LOB: 0 BB: 0 P: 13	R: 0 E: 0 K: 1 S: 12	H: 0 LOB: 0 BB: 0 P: 20	R: 0 E: 0 K: 0 S: 6	H: 0 LOB: 0 BB: 0 P: 8	R: 0 E: 0 K: 0 S: 10	H: 1 LOB: 1 BB: 0 P: 14	R: 0 E: 0 K: 0 S: 9	H: 1 LOB: 1 BB: 0 P: 10	R: 2 E: 0 K: 1 S: 16	H: 3 LOB: 1 BB: 0 P: 24	R: 0 E: 0 K: 0 S: 8	H: 0 LOB: 0 BB: 0 P: 10	1B: 3 2B: 3 3B: 0 HR: 0	SF: 1 SAC: 0 DP: 0 HBP: 0	WP: 0 PB: 0 SB: 0 CS: 0	PA: 33			
PITCHER	IP	WLS	BF	H	R	ER	SO	BB	IBB	HBP	BLK	WP	HR	S	P	ERA	WHIP								
Bartolo Colon, R ERA: 4.25	(1, 1)	7.2	W	29	6	2	2	4	0	0	0	0	0	75	111	2.35	0.783								
Damaso Marte, L ERA: 1.69	(8, 1)	1.1	S	4	0	0	0	1	0	0	0	0	0	11	15	0.00	0.000								

Batter	1	2	3	4	5	6	7	8	9	AB	R	H	RBI	BB	SO	LOB	BOTTOM									
Roberto Alomar, S OBP: 0.345, SLG: 0.356										4	0	2	0	0	0	0	Cleveland Indians @ Chicago White Sox U.S. Cellular Field, Chicago, IL Tue Jul 22 2003, 2:05 PM EDT Att: 20,667 - Overcast - 67 F									
Jose Valentin, S OBP: 0.325, SLG: 0.447										3	1	0	0	1	1	3										
Frank Thomas, R OBP: 0.403, SLG: 0.558										4	1	2	2	0	1	2										
Magglio Ordonez, R OBP: 0.370, SLG: 0.547										4	1	3	1	0	0	1										
Carl Everett, S OBP: 0.350, SLG: 0.511										4	1	0	0	0	2	2										
Willie Harris, L OBP: 0.230, SLG: 0.222										0	0	0	0	0	0	0										
Carlos Lee, R OBP: 0.312, SLG: 0.449										4	1	1	2	0	1	1										
Aaron Rowand, R OBP: 0.296, SLG: 0.379										0	0	0	0	0	0	0										
Brian Daubach, L OBP: 0.366, SLG: 0.415										2	0	0	0	1	0	0										
Tony Graffanino, R OBP: 0.352, SLG: 0.468										3	0	0	0	0	0	1										
Miguel Olivo, R OBP: 0.269, SLG: 0.363										3	0	1	0	0	0	0										
Inning Stats	R: 3 E: 0 K: 1 S: 14	H: 2 LOB: 0 BB: 1 P: 25	R: 0 E: 0 K: 0 S: 7	H: 0 LOB: 0 BB: 0 P: 10	R: 0 E: 0 K: 1 S: 9	H: 1 LOB: 1 BB: 0 P: 14	R: 0 E: 0 K: 1 S: 7	H: 0 LOB: 0 BB: 0 P: 8	R: 0 E: 0 K: 0 S: 10	H: 2 LOB: 2 BB: 0 P: 17	R: 2 E: 0 K: 0 S: 13	H: 2 LOB: 1 BB: 1 P: 25	R: 0 E: 0 K: 0 S: 8	H: 1 LOB: 0 BB: 0 P: 14	R: 0 E: 0 K: 2 S: 9	H: 1 LOB: 1 BB: 0 P: 12	1B: 5 2B: 1 3B: 0 HR: 3	SF: 0 SAC: 0 DP: 2 HBP: 0	WP: 0 PB: 1 SB: 0 CS: 0	PA: 33						
PITCHER	IP	WLS	BF	H	R	ER	SO	BB	IBB	HBP	BLK	WP	HR	S	P	ERA	WHIP									
Jason Davis, R ERA: 4.72	(1, 1)	5.1	L	25	7	5	5	3	2	0	0	0	0	3	58	96	8.44	1.688								
Jason Boyd, R ERA: 4.66	(6, 1)	1.2		4	1	0	0	0	0	0	0	0	0	10	17	0.00	0.600									
Danys Baez, R ERA: 3.47	(8, 1)	1.0		4	1	0	0	2	0	0	0	0	0	9	12	0.00	1.000									

Batter	1	2	3	4	5	6	7	8	9	AB	R	H	RBI	BB	SO	LOB	TOP										
Alex Sanchez, L (1, 8) OBP: 0.308, SLG: 0.372			G4-3				B1-3			4	0	1	0	0	1	1	Detroit Tigers @ Cleveland Indians Jacobs Field, Cleveland, OH Wed Jul 23 2003, 7:05 PM EDT Att: 21,202 - Cloudy - 71 F										
Ben Petrick, R (1, 7) OBP: 0.077, SLG: 0.077			G1-3				FC5			4	0	0	0	0	2	2											
Dmitri Young, S (1, 10) OBP: 0.364, SLG: 0.558	G4-3					G4-6-3 1B BB				3	1	0	0	1	2	2											
Craig Monroe, R (1, 9) OBP: 0.279, SLG: 0.385		G4-3 2B							P4	4	0	2	0	0	0	0											
Carlos Pena, L (1, 3) OBP: 0.319, SLG: 0.444		G4-3				G4-6-3				4	0	0	0	0	1	3											
Shane Halter, R (1, 4) OBP: 0.266, SLG: 0.349		G6-3				WP 1B				4	0	1	1	0	1	1											
Eric Munson, L (1, 5) OBP: 0.312, SLG: 0.431						G1-3				3	0	0	0	1	1	1											
Matt Walbeck, S (1, 2) OBP: 0.212, SLG: 0.238		L4				FC5 1B				2	0	1	0	1	0	2											
Ramon Santiago, S (1, 6) OBP: 0.297, SLG: 0.276						F8			P3	3	0	0	0	0	0	2											
Inning Stats	R: 0 E: 0 K: 2 S: 7	H: 0 LOB: 0 BB: 0 P: 12	R: 0 E: 0 K: 0 S: 10	H: 1 LOB: 2 BB: 1 P: 20	R: 0 E: 0 K: 0 S: 9	H: 0 LOB: 0 BB: 0 P: 12	R: 1 E: 0 K: 0 S: 12	H: 2 LOB: 1 BB: 1 P: 21	R: 0 E: 0 K: 1 S: 8	H: 2 LOB: 2 BB: 0 P: 13	R: 0 E: 0 K: 0 S: 7	H: 0 LOB: 0 BB: 0 P: 12	R: 0 E: 0 K: 1 S: 8	H: 0 LOB: 1 BB: 1 P: 15	R: 0 E: 0 K: 2 S: 9	H: 0 LOB: 0 BB: 0 P: 13	R: 0 E: 0 K: 2 S: 7	H: 0 LOB: 0 BB: 0 P: 10	1B: 4 2B: 1 3B: 0 HR: 0	SF: 0 SAC: 0 DP: 1 HBP: 0	WP: 1 PB: 0 SB: 0 CS: 0	PA: 34					
PITCHER	IP	WLS	BF	H	R	ER	SO	BB	IBB	HBP	BLK	WP	HR	S	P	ERA	WHIP										
Brian Anderson, L (1, 1) ERA: 4.17	7.0	W	28	5	1	1	4	3	0	0	0	1	0	61	105	1.29	1.143										
David Riske, R (8, 1) ERA: 2.51	1.0	H	3	0	0	0	2	0	0	0	0	0	0	9	13	0.00	0.000										
Danys Baez, R (9, 1) ERA: 3.4	1.0	S	3	0	0	0	2	0	0	0	0	0	0	7	10	0.00	0.000										

Batter	1	2	3	4	5	6	7	8	9	AB	R	H	RBI	BB	SO	LOB	BOTTOM										
Coco Crisp, S (1, 7) OBP: 0.329, SLG: 0.381	G6-3		SH1-4 2B 1B	L7			FC5-2-3-5 1B			4	1	2	0	0	0	1	Detroit Tigers @ Cleveland Indians Jacobs Field, Cleveland, OH Wed Jul 23 2003, 7:05 PM EDT Att: 21,202 - Cloudy - 71 F										
Casey Blake, R (1, 5) OBP: 0.331, SLG: 0.425	G6-3		SH1-4				FC5-2-3-5			3	0	0	0	0	0	2											
Jody Gerut, L (1, 9) OBP: 0.331, SLG: 0.498	F8		SF9				G4-3			3	0	1	1	0	0	0											
Milton Bradley, S (1, 8) OBP: 0.429, SLG: 0.492		48 HR BB	2B BB				CS BB			1	1	0	0	3	0	1											
Ben Broussard, L (1, 3) OBP: 0.324, SLG: 0.437	L3						CS			4	0	1	1	0	0	2											
Tim Laker, R (1, 2) OBP: 0.267, SLG: 0.393			1-3 2-H 2B				F7			4	0	0	0	0	1	4											
48 Travis Hafner, L (1, 10) OBP: 0.279, SLG: 0.420							F7			3	1	1	2	0	1	0											
2 Jhonny Peralta, R (1, 6) OBP: 0.247, SLG: 0.250		G6-3					F8			3	0	0	0	0	0	0											
John McDonald, R (1, 4) OBP: 0.298, SLG: 0.340										2	1	2	0	0	0	0											
Inning Stats	R: 0 E: 0 K: 0 S: 10	H: 0 LOB: 0 BB: 0 P: 15	R: 2 E: 0 K: 1 S: 11	H: 1 LOB: 0 BB: 1 P: 19	R: 2 E: 0 K: 0 S: 9	H: 3 LOB: 2 BB: 1 P: 20	R: 0 E: 0 K: 0 S: 8	H: 0 LOB: 1 BB: 0 P: 13	R: 0 E: 0 K: 1 S: 6	H: 0 LOB: 0 BB: 0 P: 8	R: 0 E: 0 K: 0 S: 7	H: 2 LOB: 1 BB: 0 P: 13	R: 0 E: 0 K: 0 S: 8	H: 1 LOB: 1 BB: 0 P: 10	1B: 5 2B: 2 3B: 0 HR: 1	SF: 1 SAC: 0 DP: 1 HBP: 1	WP: 0 PB: 0 SB: 0 CS: 1	PA: 34									
PITCHER	IP	WLS	BF	H	R	ER	SO	BB	IBB	HBP	BLK	WP	HR	S	P	ERA	WHIP										
Matt Roney, R (1, 1) ERA: 3.89	7.0	L	29	6	4	4	2	3	0	1	0	0	0	55	98	5.14	1.286										
Jamie Walker, L (8, 1) ERA: 3.55	1.0		4	1	0	0	0	0	0	0	0	0	0	8	10	0.00	1.000										

Batter	1	2	3	4	5	6	7	8	9	AB	R	H	RBI	BB	SO	LOB	TOP								
Alex Sanchez, L (1, 8) OBP: 0.309, SLG: 0.372	P5		E5		G4-3		1B	1B		5	1	2	0	0	0	1	Detroit Tigers @ Cleveland Indians Jacobs Field, Cleveland, OH Thu Jul 24 2003, 7:05 PM EDT Att: 20,857 - Sunny - 76 F								
Ben Petrick, R (1, 7) OBP: 0.222, SLG: 0.278	F7		F7		1B		1B	1B		5	1	3	2	0	0	1									
Dmitri Young, S (1, 5) OBP: 0.364, SLG: 0.556	K				G3		HR	1B		5	1	2	2	0	1	0									
Craig Monroe, R (1, 10) OBP: 0.281, SLG: 0.398		G6-3			1B		HR			5	1	2	2	0	0	2									
Carlos Pena, L (1, 3) OBP: 0.320, SLG: 0.439	F7				1B		K			3	0	0	0	2	2	0									
Shane Halter, R (1, 4) OBP: 0.264, SLG: 0.343	L5				L9		B2-3			4	0	0	0	0	1	5									
Matt Walbeck, S (1, 2) OBP: 0.213, SLG: 0.238			P2		K		CS	1B		4	0	1	0	0	1	2									
Ramon Santiago, S (1, 6) OBP: 0.296, SLG: 0.275			B1-3		L7		F7			4	1	1	0	0	1	1									
Andres Torres, S (1, 9) OBP: 0.272, SLG: 0.302			B1-3		G4-3		CS	1B		3	2	2	0	1	0	1									
Inning Stats	R: 0 E: 0 K: 1 S: 8	H: 0 LOB: 0 BB: 0 P: 9	R: 0 E: 0 K: 0 S: 6	H: 0 LOB: 0 BB: 0 P: 7	R: 1 E: 1 K: 0 S: 14	H: 1 LOB: 1 BB: 0 P: 19	R: 0 E: 0 K: 1 S: 9	H: 1 LOB: 2 BB: 1 P: 17	R: 4 E: 0 K: 1 S: 10	H: 3 LOB: 0 BB: 1 P: 18	R: 0 E: 0 K: 0 S: 6	H: 1 LOB: 0 BB: 0 P: 11	R: 1 E: 0 K: 1 S: 17	H: 4 LOB: 3 BB: 1 P: 26	R: 1 E: 0 K: 1 S: 12	H: 3 LOB: 2 BB: 0 P: 21	R: 0 E: 0 K: 1 S: 7	H: 0 LOB: 0 BB: 0 P: 9	1B: 11 2B: 1 3B: 0 HR: 1	SF: 0 SAC: 0 DP: 0 HBP: 0	WP: 0 PB: 0 SB: 0 CS: 2	PA: 42			
PITCHER	IP	WLS	BF	H	R	ER	SO	BB	IBB	HBP	BLK	WP	HR	S	P	ERA	WHIP								
CC Sabathia, L (1, 1) ERA: 3.69	6.1	L	29	9	6	5	3	2	0	0	0	0	1	60	88	7.11	1.737								
63 Rafael Betancourt, R (7, 1) ERA: 2.25	0.2		4	1	0	0	1	1	0	0	0	0	0	10	19	0.00	3.000								
Jason Stanford, L (8, 1) ERA: 3.09	0.2		4	2	1	1	1	0	0	0	0	0	0	8	14	13.50	3.000								
Jack Cressend, R (8, 1) ERA: 1.46	1.1		4	1	0	0	1	0	0	0	0	0	0	11	16	0.00	0.750								

Batter	1	2	3	4	5	6	7	8	9	AB	R	H	RBI	BB	SO	LOB	BOTTOM								
Coco Crisp, S (1, 7) OBP: 0.326, SLG: 0.375	G6-3	G6-3			L7		F7		G6-4-3	5	0	1	0	0	0	3	Detroit Tigers @ Cleveland Indians Jacobs Field, Cleveland, OH Thu Jul 24 2003, 7:05 PM EDT Att: 20,857 - Sunny - 76 F								
Casey Blake, R (1, 5) OBP: 0.331, SLG: 0.431	1B		G4-3		G6-3		HR	2B	F8	5	2	2	1	0	0	1									
Jody Gerut, L (1, 9) OBP: 0.328, SLG: 0.504	F7		G4-3		G6-3		HR		G6-4-3	5	1	1	2	0	0	2									
Milton Bradley, S (1, 8) OBP: 0.429, SLG: 0.492	1B						F9		K	4	0	2	1	0	1	0									
Ben Broussard, L (1, 3) OBP: 0.327, SLG: 0.448	F7		F8				G3-1		FC6-4	4	0	2	0	0	0	2									
41 Victor Martinez, S (1, 2) OBP: 0.266, SLG: 0.254					G4-3		G3-1		G6-3	4	0	1	0	0	0	2									
48 Travis Hafner, L (1, 10) OBP: 0.293, SLG: 0.426							K		FC6-4	3	0	2	0	1	1	1									
2 Jhonny Peralta, R (1, 6) OBP: 0.250, SLG: 0.253									FC6-4	3	1	1	0	0	2	3									
Ryan Ludwick, R (8, PH) OBP: 0.244, SLG: 0.216									FC6-4	1	0	0	0	0	0	2									
56 Angel Santos, S (9, 4) OBP: 0.264, SLG: 0.343										0	0	0	0	0	0	0									
John McDonald, R (1, 4) OBP: 0.290, SLG: 0.331									F8	4	0	0	0	0	1	6									
Inning Stats	R: 1 E: 0 K: 0 S: 10	H: 2 LOB: 1 BB: 0 P: 17	R: 0 E: 0 K: 1 S: 9	H: 2 LOB: 2 BB: 0 P: 16	R: 0 E: 0 K: 0 S: 13	H: 1 LOB: 1 BB: 0 P: 19	R: 0 E: 0 K: 2 S: 13	H: 1 LOB: 1 BB: 0 P: 18	R: 0 E: 0 K: 1 S: 12	H: 1 LOB: 1 BB: 0 P: 18	R: 3 E: 0 K: 1 S: 15	H: 3 LOB: 0 BB: 0 P: 22	R: 0 E: 0 K: 0 S: 9	H: 1 LOB: 2 BB: 1 P: 17	R: 0 E: 0 K: 0 S: 9	H: 1 LOB: 0 BB: 0 P: 16	1B: 7 2B: 4 3B: 0 HR: 1	SF: 0 SAC: 0 DP: 1 HBP: 0	WP: 0 PB: 0 SB: 2 CS: 0	PA: 39					
PITCHER	IP	WLS	BF	H	R	ER	SO	BB	IBB	HBP	BLK	WP	HR	S	P	ERA	WHIP								
34 Nate Cornejo, R (1, 1) ERA: 4.4	6.2	W	29	9	3	3	4	0	0	0	0	0	1	6	9	27.00	3.000								
Danny Patterson, R (7, 1) ERA: 3.0	0.1		2	1	1	1	1	0	0	0	0	0	0	7	14	0.00	6.000								
Jamie Walker, L (8, 1) ERA: 3.55	0.1	H	3	1	0	0	0	1	0	0	0	0	0	7	14	0.00	6.000								
45 Chris Mears, R (8, 1) ERA: 2.57	1.2	S	5	1	0	0	0	0	0	0	0	0	0	11	19	0.00	0.600								

Batter	1	2	3	4	5	6	7	8	9	AB R H RBI BB SO LOB	TOP																	
Shannon Stewart, R (1, 9) OBP: 0.366, SLG: 0.469	1-1 G5-3 1B		3-1 1B		2-1 SAFE E7 1B FC5-4 2B		0-3 K		1-2 SAFE K	5 1 3 0 0 2 1	Minnesota Twins @ Cleveland Indians Jacobs Field, Cleveland, OH Fri Jul 25 2003, 7:05 PM EDT Att: 23,444 - Sunny - 81 F																	
Luis Rivas, R (1, 4) OBP: 0.319, SLG: 0.355	3-2 G5-3 1-2		0-1 L6		4-1 FC5-4 1B BB		4-0 2B BB		0-1 G5-3	3 1 0 0 2 0 3																		
Doug Mientkiewicz, L (1, 3) OBP: 0.369, SLG: 0.473	2-1 G4-3			0-0 G6-3	0-2 FC5-4 1B		2-0 1B 2B		2-2 2B	5 1 3 2 0 0 1																		
Tori Hunter, R (1, 8) OBP: 0.328, SLG: 0.461	1-3 K			0-2 1B 33 FC3-6 1B	1-1 FC5-4 G4-6-3		1-2 2B		2-1 P4	5 1 2 2 0 1 4																		
A.J. Pierzynski, L (1, 2) OBP: 0.332, SLG: 0.462		0-3 K		0-1 FC3-6 1B	0-0 G4-6-3		3-3 K			4 0 1 0 0 2 3																		
Jacque Jones, L (1, 7) OBP: 0.331, SLG: 0.482		1-1 G3		1-1 FC3-6 1B		0-3 K		2-1 G4-3		4 0 1 0 0 1 0																		
33 Justin Morneau, L (1, 10) OBP: 0.287, SLG: 0.356		2-1 G1-3		0-0 FC3-6		1-1 G3		0-1 G3		4 0 0 1 0 0 2																		
Denny Hocking, S (1, 5) OBP: 0.295, SLG: 0.365			0-0 F7		0-2 G4-3		2-3 K		1-3 K	4 0 0 0 0 2 2																		
Cristian Guzman, S (1, 6) OBP: 0.280, SLG: 0.333			2-2 G4-3		4-0 2B E BB		2-3 K		3-2 S 2B 1B	3 2 1 0 1 1 0																		
Inning Stats	R: 0 E: 0 K: 1 S: 12	H: 1 LOB: 1 BB: 0 P: 19	R: 0 E: 0 K: 1 S: 7	H: 0 LOB: 0 BB: 0 P: 10	R: 0 E: 0 K: 0 S: 8	H: 1 LOB: 1 BB: 0 P: 13	R: 1 E: 0 K: 0 S: 12	H: 3 LOB: 2 BB: 0 P: 13	R: 2 E: 1 K: 0 S: 9	H: 2 LOB: 1 BB: 2 P: 20		R: 0 E: 0 K: 2 S: 9	H: 0 LOB: 0 BB: 0 P: 12	R: 2 E: 0 K: 3 S: 16	H: 2 LOB: 1 BB: 1 P: 28	R: 0 E: 0 K: 1 S: 7	H: 0 LOB: 0 BB: 0 P: 10	R: 1 E: 0 K: 1 S: 13	H: 2 LOB: 1 BB: 0 P: 22	1B: 8 2B: 3 3B: 0 HR: 0	SF: 0 SAC: 0 DP: 1 HBP: 0	WP: 0 PB: 0 SB: 1 CS: 0	PA: 40					
PITCHER	IP WLS BF H R ER SO BB IBB HBP BLK WP HR S P ERA WHIP											IP WLS BF H R ER SO BB IBB HBP BLK WP HR S P ERA WHIP																
37 Jake Westbrook, R (1, 1) ERA: 4.15	6.2		29	7	4	4	6	3	0	0	0	0	0	0	65	101	5.40	1.500										
David Riske, R (7, 1) ERA: 2.92	1.1	B	6	2	1	1	2	0	0	0	0	0	0	0	15	24	6.75	1.500										
Danys Baez, R (9, 1) ERA: 3.51	1.0	L	5	2	1	1	1	0	0	0	0	0	0	0	13	22	9.00	2.000										
Batter	1	2	3	4	5	6	7	8	9	AB R H RBI BB SO LOB	BOTTOM																	
Coco Crisp, S (1, 10) OBP: 0.328, SLG: 0.382	1-1 SH 2B	1-2 FC5-4 1B		2-2 G4-3		3-2 F7			3-3 K	5 1 2 1 0 1 2	Minnesota Twins @ Cleveland Indians Jacobs Field, Cleveland, OH Fri Jul 25 2003, 7:05 PM EDT Att: 23,444 - Sunny - 81 F																	
Casey Blake, R (1, 5) OBP: 0.326, SLG: 0.426	1-0 SH 2B E	SAFE FC5-4			1-0 G3		1-0 F8		3-2 P3	4 1 0 0 0 0 1																		
Jody Gerut, L (1, 7) OBP: 0.326, SLG: 0.498	2-2 L4		2-2 F7		2-3 K		1-0 1B		1-3 K	5 0 1 0 0 2 2																		
Milton Bradley, S (1, 8) OBP: 0.433, SLG: 0.498	3-2 E7 1-H 2B		2-1 2B 1B		3-1 G6-3		0-0 1B		1-2 1B	4 1 3 1 0 0 0																		
Ryan Ludwick, R (1, 9) OBP: 0.267, SLG: 0.341	0-1 F8		3-2 1-H 2B			0-1 HR		0-2 F7		4 1 2 2 0 0 3																		
41 Victor Martinez, S (1, 2) OBP: 0.254, SLG: 0.239	1-0 F8		1-0 G5-3			3-3 K		1-1 P5		4 0 0 0 0 1 4																		
Ben Broussard, L (1, 3) OBP: 0.326, SLG: 0.442		4-1 2 G5-3 1B BB	1-2 F8			1-2 F9		3-3 K		3 1 0 0 1 1 1																		
2 Jhonny Peralta, R (1, 6) OBP: 0.250, SLG: 0.253		0-0 G5-3		3-2 G5-3		1-0 56 1B		2-2 L3		4 0 1 0 0 0 1																		
56 Angel Santos, S (1, 4) OBP: 0.333, SLG: 0.333		2-3 K		1-3 K		0-0 1B		0-3 K		3 0 1 0 0 2 1																		
48 Travis Hafner, L (8, PH) John McDonald, R (9, 4) OBP: 0.290, SLG: 0.331						1-2 1B				1 0 0 0 0 1 0 0 0 0 0 0 0 0																		
Inning Stats	R: 2 E: 2 K: 0 S: 12	H: 2 LOB: 1 BB: 0 P: 20	R: 1 E: 0 K: 1 S: 10	H: 1 LOB: 1 BB: 1 P: 18	R: 1 E: 0 K: 0 S: 14	H: 2 LOB: 1 BB: 0 P: 23	R: 0 E: 0 K: 1 S: 10	H: 0 LOB: 0 BB: 0 P: 16	R: 0 E: 0 K: 1 S: 8	H: 0 LOB: 0 BB: 0 P: 14	R: 1 E: 0 K: 1 S: 19	H: 3 LOB: 2 BB: 0 P: 27	R: 0 E: 0 K: 0 S: 9	H: 2 LOB: 2 BB: 0 P: 12	R: 0 E: 0 K: 2 S: 10	H: 0 LOB: 0 BB: 0 P: 15	R: 0 E: 0 K: 2 S: 10	H: 0 LOB: 0 BB: 0 P: 17	1B: 6 2B: 3 3B: 0 HR: 1	SF: 0 SAC: 1 DP: 0 HBP: 0	WP: 0 PB: 0 SB: 0 CS: 0	PA: 39						
PITCHER	IP WLS BF H R ER SO BB IBB HBP BLK WP HR S P ERA WHIP											IP WLS BF H R ER SO BB IBB HBP BLK WP HR S P ERA WHIP																
Kenny Rogers, L (1, 1) ERA: 4.94	6.0		28	8	5	4	4	1	0	0	0	0	0	0	73	118	6.00	1.500										
James Baldwin, R (7, 1) ERA: 2.35	0.2		4	2	0	0	0	0	0	0	0	0	0	7	9	0.00	3.000											
J.C. Romero, L (7, 1) ERA: 4.89	0.2		2	0	0	0	1	0	0	0	0	0	0	6	10	0.00	0.000											
LaTroy Hawkins, R (8, 1) ERA: 2.55	0.2	W	2	0	0	0	1	0	0	0	0	0	0	6	8	0.00	0.000											
Eddie Guardado, L (9, 1) ERA: 3.51	1.0	S	3	0	0	0	2	0	0	0	0	0	0	10	17	0.00	0.000											

Batter	1	2	3	4	5	6	7	8	9	AB	R	H	RBI	BB	SO	LOB	TOP				
Shannon Stewart, R OBP: 0.365, SLG: 0.466 (1, 10)	F9	G6-3					P3			4	0	1	0	0	0	4	Minnesota Twins @ Cleveland Indians Jacobs Field, Cleveland, OH Sat Jul 26 2003, 7:05 PM EDT Att: 25,077 - Overcast - 80 F livebaseballscores.com				
Luis Rivas, R OBP: 0.315, SLG: 0.350 (1, 4)	G5-3		F9		K			K		4	0	0	0	0	2	1					
Doug Mientkiewicz, L OBP: 0.363, SLG: 0.467 (1, 3)	K		L4			G4-3		F8		4	0	0	0	0	1	0					
Torii Hunter, R OBP: 0.325, SLG: 0.456 (1, 8)		G5-3	K			K		P2		4	0	0	0	0	2	0					
Matthew LeCroy, R OBP: 0.330, SLG: 0.482 (1, 2)		E4 1B		G6-3		L8		P3		4	1	0	0	0	0	0					
Jacque Jones, L OBP: 0.331, SLG: 0.481 46 Alex Prieto, R (9, PH)		1B		K			G4-3		K	3	1	1	0	0	1	0					
Dustan Mohr, R OBP: 0.324, SLG: 0.422 (1, 9)		1B		K			G5-3		F8	4	0	2	0	0	1	0					
Chris Gomez, R OBP: 0.301, SLG: 0.383 (1, 5)		1B			L1		G5-3			3	0	1	1	0	0	1					
Cristian Guzman, S OBP: 0.283, SLG: 0.334 (1, 6)		1B		G6-3				S	BB	2	0	1	1	1	0	0					
Inning Stats	R: 0 E: 0 K: 1 S: 8	H: 0 LOB: 0 BB: 0 P: 9	R: 2 E: 1 K: 0 S: 15	H: 4 LOB: 2 BB: 0 P: 24	R: 0 E: 0 K: 1 S: 8	H: 0 LOB: 0 BB: 0 P: 13	R: 0 E: 0 K: 2 S: 7	H: 0 LOB: 0 BB: 0 P: 8	R: 0 E: 0 K: 1 S: 10	H: 1 LOB: 1 BB: 0 P: 14	R: 0 E: 0 K: 1 S: 8	H: 0 LOB: 2 BB: 1 P: 12	R: 0 E: 0 K: 1 S: 9	H: 0 LOB: 0 BB: 0 P: 14	R: 0 E: 0 K: 1 S: 11	H: 0 LOB: 0 BB: 0 P: 13	1B: 5 2B: 1 3B: 0 HR: 0	SF: 0 SAC: 0 DP: 0 HBP: 0	WP: 0 PB: 0 SB: 1 CS: 0	PA: 34	
PITCHER	IP	WLS	BF	H	R	ER	SO	BB	IBB	HBP	BLK	WP	HR	S	P	ERA	WHIP				
Billy Traber, L ERA: 4.14 Jason Boyd, R ERA: 4.46 63 Rafael Betancourt, R ERA: 1.8	6.1	W	25	6	2	1	6	0	0	0	0	0	0	61	89	1.42	0.947				
	1.2		6	0	0	0	1	1	0	0	0	0	0	15	27	0.00	0.600				
	1.0		3	0	0	0	1	0	0	0	0	0	0	11	13	0.00	0.000				

Batter	1	2	3	4	5	6	7	8	9	AB	R	H	RBI	BB	SO	LOB	BOTTOM				
Coco Crisp, S OBP: 0.330, SLG: 0.382 (1, 7)	B5	HR		G1-3		L7		1B		5	1	2	1	0	0	0	Minnesota Twins @ Cleveland Indians Jacobs Field, Cleveland, OH Sat Jul 26 2003, 7:05 PM EDT Att: 25,077 - Overcast - 80 F livebaseballscores.com				
Casey Blake, R OBP: 0.326, SLG: 0.422 (9, 3)	K	K		L3		1B		F8		5	0	1	0	0	2	4					
Jody Gerut, L OBP: 0.331, SLG: 0.512 (1, 10)	P4	HR		P5		1B		1B		5	1	3	4	0	0	0					
Milton Bradley, S OBP: 0.432, SLG: 0.500 (1, 8)		HR		G6-3		F7		1B		5	1	2	0	0	1	2					
48 Travis Hafner, L OBP: 0.304, SLG: 0.441 Zach Sorensen, S (8, PH) OBP: 0.273, SLG: 0.310 (9, 4)		HR		K			K	P6		4	1	3	0	0	1	0					
Ryan Ludwick, R OBP: 0.286, SLG: 0.356 (1, 9)		HR		HR		1B		K		4	1	2	1	0	1	2					
41 Victor Martinez, S OBP: 0.267, SLG: 0.294 (1, 2)		HR		P6		FC6-4		G5-4-3		4	1	2	1	0	0	1					
John McDonald, R OBP: 0.289, SLG: 0.329 (1, 6)		HR		E1		FC6-4		G6-3		4	1	1	0	0	0	2					
56 Angel Santos, S OBP: 0.286, SLG: 0.571 (9, 5)		HR		E3		P5		1B		4	2	1	1	0	0	1					
Inning Stats	R: 0 E: 0 K: 1 S: 8	H: 0 LOB: 0 BB: 0 P: 11	R: 8 E: 3 K: 2 S: 22	H: 8 LOB: 1 BB: 0 P: 34	R: 0 E: 0 K: 0 S: 6	H: 0 LOB: 0 BB: 0 P: 10	R: 0 E: 0 K: 0 S: 5	H: 0 LOB: 0 BB: 0 P: 9	R: 0 E: 0 K: 1 S: 9	H: 2 LOB: 2 BB: 0 P: 16	R: 0 E: 0 K: 0 S: 6	H: 2 LOB: 2 BB: 0 P: 11	R: 0 E: 0 K: 1 S: 9	H: 1 LOB: 0 BB: 0 P: 12	R: 1 E: 0 K: 0 S: 17	H: 4 LOB: 3 BB: 0 P: 27	1B: 13 2B: 2 3B: 1 HR: 1	SF: 0 SAC: 0 DP: 1 HBP: 0	WP: 0 PB: 0 SB: 0 CS: 0	PA: 41	
PITCHER	IP	WLS	BF	H	R	ER	SO	BB	IBB	HBP	BLK	WP	HR	S	P	ERA	WHIP				
Kyle Lohse, R ERA: 5.18 Joe Mays, R ERA: 6.44 Juan Rincon, R ERA: 3.27	1.2	L	14	8	8	7	3	0	0	0	0	0	0	48	81	1.50	1.500				
	0.1		1	0	0	0	0	0	0	0	0	0	0	6	7	0.00	0.000				

Batter	1	2	3	4	5	6	7	8	9	AB	R	H	RBI	BB	SO	LOB	TOP											
Coco Crisp, S OBP: 0.330, SLG: 0.379 (1, 8)										5	0	1	0	0	2	2	Cleveland Indians @ Oakland Athletics Network Associates Coliseum, Oakland, CA Tue Jul 29, 2003, 10:05 PM EDT Att: 19,260 - Overcast - 65 F											
Casey Blake, R OBP: 0.325, SLG: 0.424 (1, 5)										4	0	1	0	0	0	1												
Jody Gerut, L OBP: 0.329, SLG: 0.507 (1, 7)										4	0	1	0	0	1	2												
Milton Bradley, S OBP: 0.435, SLG: 0.506 (1, 10)										4	1	2	1	0	2	2												
Ryan Ludwick, R OBP: 0.309, SLG: 0.408 (1, 9)										3	1	1	1	1	1	1												
Ben Broussard, L OBP: 0.329, SLG: 0.446 (1, 3)										4	0	2	0	0	1	3												
Tim Laker, R OBP: 0.272, SLG: 0.388 (1, 2)										4	0	0	0	0	2	2												
Zach Sorensen, S OBP: 0.282, SLG: 0.273 John McDonald, R OBP: 0.292, SLG: 0.320 (1, 4) (7, 4)										3	0	0	0	0	1	1												
2 Jhonny Peralta, R OBP: 0.237, SLG: 0.273 48 Travis Hafner, L OBP: 0.303, SLG: 0.431 (9, PH)										1	0	0	0	0	0	1												
Inning Stats	R: 0 E: 0 K: 2 S: 11	H: 1 LOB: 1 BB: 0 P: 15	R: 1 E: 0 K: 2 S: 11	H: 2 LOB: 1 BB: 0 P: 18	R: 0 E: 0 K: 1 S: 14	H: 2 LOB: 3 BB: 1 P: 23	R: 0 E: 0 K: 1 S: 7	H: 0 LOB: 0 BB: 0 P: 9	R: 0 E: 0 K: 0 S: 4	H: 0 LOB: 0 BB: 0 P: 6	R: 1 E: 0 K: 1 S: 10	H: 1 LOB: 0 BB: 0 P: 16	R: 0 E: 0 K: 3 S: 11	H: 0 LOB: 0 BB: 0 P: 14	R: 0 E: 0 K: 1 S: 12	H: 1 LOB: 1 BB: 0 P: 20		R: 0 E: 0 K: 1 S: 17	H: 1 LOB: 2 BB: 1 P: 25	1B: 4 2B: 2 3B: 0 HR: 2	SF: 0 SAC: 0 DP: 0 HBP: 0	WP: 0 PB: 0 SB: 1 CS: 0	PA: 37					
PITCHER	IP	WLS	BF	H	R	ER	SO	BB	IBB	HBP	BLK	WP	HR	S	P	ERA	WHIP											
Mark Mulder, L ERA: 3.03 Keith Foulke, R ERA: 2.57	(1, 1)	7.2	W	31	7	2	2	11	1	0	0	0	0	2	77	116	2.35	1.043										
(8, 1)	1.1	S	6	1	0	0	1	1	0	0	0	0	0	20	30	0.00	1.500											

Batter	1	2	3	4	5	6	7	8	9	AB	R	H	RBI	BB	SO	LOB	BOTTOM										
Mark Ellis, R OBP: 0.325, SLG: 0.372 (1, 4)										4	1	1	0	0	1	1	Cleveland Indians @ Oakland Athletics Network Associates Coliseum, Oakland, CA Tue Jul 29, 2003, 10:05 PM EDT Att: 19,260 - Overcast - 65 F										
Scott Hatteberg, L OBP: 0.351, SLG: 0.398 (1, 10)										4	0	2	0	0	0	1											
Miguel Tejada, R OBP: 0.311, SLG: 0.432 (1, 6)										3	1	0	1	0	1	1											
Erubiel Durazo, L OBP: 0.393, SLG: 0.450 (1, 3)										3	1	1	0	1	2	1											
Dave McCarty, R OBP: 0.286, SLG: 0.346 (1, 7)										4	1	1	0	0	1	2											
3 Eric Chavez, L OBP: 0.335, SLG: 0.484 (1, 5)										4	1	2	1	0	0	0											
Ramon Hernandez, R OBP: 0.316, SLG: 0.452 (1, 2)										2	1	1	2	2	0	0											
Adam Piatt, R OBP: 0.280, SLG: 0.442 Billy McMillon, L OBP: 0.369, SLG: 0.463 Chris Singleton, L OBP: 0.317, SLG: 0.378 (1, 9) (7, PH) (8, 8)										2	0	0	0	0	1	1											
Eric Byrnes, R OBP: 0.343, SLG: 0.486 Terrence Long, L OBP: 0.303, SLG: 0.395 (7, PH)										1	0	0	0	0	0	1											
(8, 9)										0	0	0	1	0	0	0											
Inning Stats	R: 0 E: 0 K: 1 S: 11	H: 2 LOB: 2 BB: 0 P: 16	R: 0 E: 0 K: 2 S: 14	H: 0 LOB: 1 BB: 1 P: 24	R: 1 E: 0 K: 1 S: 14	H: 2 LOB: 1 BB: 0 P: 18	R: 0 E: 0 K: 0 S: 5	H: 0 LOB: 0 BB: 0 P: 7	R: 0 E: 0 K: 1 S: 7	H: 0 LOB: 0 BB: 0 P: 10	R: 0 E: 0 K: 1 S: 8	H: 0 LOB: 0 BB: 0 P: 12	R: 3 E: 0 K: 1 S: 13	H: 4 LOB: 1 BB: 0 P: 19	R: 2 E: 1 K: 0 S: 15	H: 1 LOB: 2 BB: 2 P: 28	1B: 6 2B: 3 3B: 0 HR: 0	SF: 2 SAC: 0 DP: 0 HBP: 0	WP: 0 PB: 0 SB: 0 CS: 0	PA: 36							
PITCHER	IP	WLS	BF	H	R	ER	SO	BB	IBB	HBP	BLK	WP	HR	S	P	ERA	WHIP										
Brian Anderson, L ERA: 4.18 Jason Boyd, R ERA: 4.66 Jason Stanford, L ERA: 2.92 63 Rafael Betancourt, R ERA: 1.42 Terry Mulholland, L ERA: 4.31	(1, 1)	6.0	L	24	6	3	3	6	1	0	0	0	0	3	3	0.00	3.000										
(7, 1)	0.1	B	2	1	0	0	0	0	0	0	0	0	0	3	3	0.00	3.000										
(7, 1)	0.2	3	1	1	1	1	1	0	0	0	0	0	0	6	11	13.50	1.500										
(8, 1)	0.1	5	1	2	0	0	1	1	1	0	0	0	0	11	23	0.00	6.000										
(8, 1)	0.2	2	0	0	0	0	0	0	0	0	0	0	0	4	5	0.00	0.000										

AB	35
R	2
H	8
RBI	2
BB	2
SO	12
LOB	16



Batter	1	2	3	4	5	6	7	8	9	AB	R	H	RBI	BB	SO	LOB	TOP								
Coco Crisp, S OBP: 0.333, SLG: 0.387	0-1 1B		1-2 G3		2-2 G6-3			2-2 SH5-4 2B		4	0	2	0	0	0	0									
Casey Blake, R OBP: 0.326, SLG: 0.427	1-0 L8			2-2 1B SF8 2B	0-1 P4			0-1 SH5-4		3	1	1	0	0	0	1									
Jody Gerut, L OBP: 0.331, SLG: 0.507	0-3 K			0-2 41 1B 1B		3-2 1B		0-2 FC1-2-6 1B		4	2	2	0	0	1	2									
Milton Bradley, S OBP: 0.433, SLG: 0.503	0-0 F9			0-1 SF8		3-2 F9 1B		3-H 4-0 1B IBB		2	0	0	1	1	0	2									
Ryan Ludwick, R OBP: 0.305, SLG: 0.396		0-3 K		1-2 L7		1-2 K		2-1 1B		4	0	1	1	0	2	2									
41 Victor Martinez, S OBP: 0.283, SLG: 0.253	1-2 G5-3			1-2 1B		0-2 P5			1-3 K	4	0	1	1	0	1	1									
48 Travis Hafner, L Ben Broussard, L OBP: 0.328, SLG: 0.444	0-2 F7			0-0 G4-3			2-3 K		1-1 F8	3	0	0	0	0	1	1									
John McDonald, R OBP: 0.275, SLG: 0.312			3-2 P3		0-0 G5-3		1-2 P3		0-1 G4-3	4	0	0	0	0	0	0									
56 Angel Santos, S OBP: 0.250, SLG: 0.667			1-3 K		2-2 HR		0-1 P3			3	1	1	1	0	1	0									
Inning Stats	R: 0 E: 0 K: 1 S: 8	H: 1 LOB: 1 BB: 0 P: 9	R: 0 E: 0 K: 1 S: 9	H: 0 LOB: 0 BB: 0 P: 10	R: 0 E: 0 K: 1 S: 12	H: 0 LOB: 0 BB: 0 P: 17	R: 2 E: 0 K: 0 S: 15	H: 3 LOB: 1 BB: 0 P: 19	R: 1 E: 0 K: 0 S: 11	H: 1 LOB: 1 BB: 0 P: 15	R: 0 E: 0 K: 1 S: 18	H: 1 LOB: 1 BB: 0 P: 26	R: 0 E: 0 K: 1 S: 10	H: 0 LOB: 0 BB: 0 P: 13	R: 1 E: 0 K: 0 S: 11	H: 2 LOB: 2 BB: 1 P: 19	R: 0 E: 0 K: 1 S: 7	H: 0 LOB: 0 BB: 0 P: 9	1B: 5 2B: 2 3B: 0 HR: 1	SF: 1 SAC: 1 DP: 0 HBP: 0	WP: 0 PB: 0 SB: 0 CS: 0	PA: 35			
PITCHER	IP	WLS	BF	H	R	ER	SO	BB	IBB	HBP	BLK	WP	HR	S	P	ERA	WHIP								
Ted Lilly, L ERA: 4.92	7.0	L	27	6	3	3	5	0	0	0	0	0	1	83	109	3.86	0.857								
Chad Bradford, R ERA: 3.89	1.0		5	2	1	1	0	0	1	0	0	0	0	11	19	9.00	2.000								
Ricardo Rincon, L ERA: 4.14	1.0		3	0	0	0	1	0	0	0	0	0	0	7	9	0.00	0.000								

Cleveland Indians @ Oakland Athletics
Network Associates Coliseum, Oakland, CA
Wed Jul 30 2003, 10:05 PM EDT
Att: 29,792 - Cloudy - 64 F

AB 32
R 4
H 8
RBI 4
BB 1
SO 6
LOB 9



Batter	1	2	3	4	5	6	7	8	9	AB	R	H	RBI	BB	SO	LOB	BOTTOM								
Mark Ellis, R OBP: 0.323, SLG: 0.369	1-2 L9 1B SF7 1B		2-2 G6-3		3-2 P6		1-0 F9		1-2 P3	5	1	1	0	0	0	4									
Scott Hatteberg, L OBP: 0.352, SLG: 0.402	1-1 WP 1B SF7 1B		0-0 G6-3		2-2 1B 1B 2B		1-1 P6			4	0	2	1	0	0	2									
Miguel Tejada, R OBP: 0.313, SLG: 0.435	2-2 L9		1-1 2B		0-1 1B			1-1 G4-3		4	0	2	0	0	0	2									
Erubiel Durazo, L OBP: 0.390, SLG: 0.446	0-0 SF7		0-0 G4-3			1-1 G4-3		3-2 G5-3		3	0	0	1	0	0	1									
Ramon Hernandez, R OBP: 0.315, SLG: 0.450	2-2 G3			0-1 G4-3		2-3 K		2-1 1B		4	0	1	0	0	1	1									
Terrence Long, L OBP: 0.302, SLG: 0.396		1-0 P3 2B		1-0 G4-3		1-1 G4-3		2-3 K		4	0	1	0	0	1	1									
Adam Piatt, R OBP: 0.281, SLG: 0.438	1-1 G5-3			0-0 G5-3			1-2 CS 1B		2-3 K	3	0	1	0	0	0	1									
Billy McMillon, L OBP: 0.385, SLG: 0.457										1	0	0	0	0	1	0									
Frank Menechino, R OBP: 0.385, SLG: 0.339	0-1 P3				1-1 P5		3-2 BB 1B		1-1 2B	3	0	1	0	0	0	1									
Chris Singleton, L OBP: 0.320, SLG: 0.386	2-3 P3						1-2 BB 1B			1	0	1	0	0	0	0									
Eric Byrnes, R OBP: 0.346, SLG: 0.486	2-2 G1-3				0-2 2B 1B		4-2 BB		0-1 L7	2	1	1	0	1	0	1									
3 Eric Chavez, L OBP: 0.334, SLG: 0.483							1-2 BB			1	0	0	0	0	0	1									
Inning Stats	R: 1 E: 0 K: 0 S: 16	H: 2 LOB: 1 BB: 0 P: 22	R: 0 E: 0 K: 0 S: 9	H: 1 LOB: 1 BB: 0 P: 13	R: 0 E: 0 K: 0 S: 8	H: 1 LOB: 1 BB: 0 P: 11	R: 0 E: 0 K: 0 S: 4	H: 0 LOB: 0 BB: 0 P: 5	R: 1 E: 0 K: 0 S: 16	H: 3 LOB: 2 BB: 0 P: 22	R: 0 E: 0 K: 1 S: 7	H: 0 LOB: 0 BB: 0 P: 11	R: 0 E: 0 K: 0 S: 13	H: 2 LOB: 1 BB: 1 P: 23	R: 0 E: 0 K: 1 S: 10	H: 1 LOB: 1 BB: 0 P: 18	R: 0 E: 0 K: 1 S: 10	H: 1 LOB: 1 BB: 0 P: 14	1B: 7 2B: 4 3B: 0 HR: 0	SF: 1 SAC: 0 DP: 0 HBP: 0	WP: 1 PB: 0 SB: 0 CS: 1	PA: 37			
PITCHER	IP	WLS	BF	H	R	ER	SO	BB	IBB	HBP	BLK	WP	HR	S	P	ERA	WHIP								
CC Sabathia, L ERA: 3.63	7.0	W	29	9	2	2	1	1	0	0	0	0	0	73	107	2.57	1.429								
David Riske, R ERA: 2.81	1.0	H	4	1	0	0	1	0	0	0	0	0	0	10	18	0.00	1.000								
Danys Baez, R ERA: 3.38	1.0	S	4	1	0	0	1	0	0	0	0	0	0	10	14	0.00	1.000								

Cleveland Indians @ Oakland Athletics
Network Associates Coliseum, Oakland, CA
Wed Jul 30 2003, 10:05 PM EDT
Att: 29,792 - Cloudy - 64 F

AB 35
R 2
H 11
RBI 2
BB 1
SO 3
LOB 15



Batter	1	2	3	4	5	6	7	8	9	AB	R	H	RBI	BB	SO	LOB	TOP										
Coco Crisp, S OBP: 0.332, SLG: 0.384 (1, 7)										4	0	1	0	0	0	0	Cleveland Indians @ Oakland Athletics Network Associates Coliseum, Oakland, CA Thu Jul 31 2003, 3:35 PM EDT Att: 25,011 - Cloudy - 67°F										
Casey Blake, R OBP: 0.322, SLG: 0.422 (1, 5)										4	0	0	0	0	3	0											
Jody Gerut, L OBP: 0.333, SLG: 0.509 (1, 9)										3	1	1	0	1	1	0											
Milton Bradley, S OBP: 0.434, SLG: 0.504 (1, 8)										3	0	1	1	1	1	1											
Ben Broussard, L OBP: 0.322, SLG: 0.436 (1, 3)										4	0	0	0	0	1	2											
Tim Laker, R OBP: 0.279, SLG: 0.400 (1, 2)										4	0	2	0	0	1	1											
48 Travis Hafner, L OBP: 0.302, SLG: 0.415 (1, 10)										2	0	0	0	2	2	1											
John McDonald, R OBP: 0.275, SLG: 0.317 (7, 4)										4	0	1	0	0	1	4											
56 Angel Santos, S OBP: 0.214, SLG: 0.571 41 Victor Martinez, S OBP: 0.259, SLG: 0.250 2 Jhonny Peralta, R OBP: 0.237, SLG: 0.273 Ryan Ludwick, R OBP: 0.300, SLG: 0.389 (9, PH)										2	0	0	0	0	1	2											
Inning Stats	R: 0 E: 0 K: 0 S: 4	H: 0 LOB: 0 BB: 0 P: 4	R: 0 E: 0 K: 2 S: 8	H: 0 LOB: 1 BB: 1 P: 15	R: 0 E: 0 K: 2 S: 10	H: 1 LOB: 0 BB: 0 P: 16	R: 0 E: 0 K: 3 S: 9	H: 0 LOB: 0 BB: 0 P: 15	R: 0 E: 0 K: 1 S: 9	H: 1 LOB: 2 BB: 1 P: 17	R: 0 E: 0 K: 1 S: 10	H: 0 LOB: 1 BB: 1 P: 18	R: 0 E: 0 K: 0 S: 12	H: 1 LOB: 2 BB: 1 P: 24	R: 1 E: 0 K: 1 S: 14	H: 2 LOB: 1 BB: 0 P: 18	R: 0 E: 0 K: 1 S: 12	H: 1 LOB: 1 BB: 0 P: 16	1B: 2 2B: 4 3B: 0 HR: 0	SF: 0 SAC: 0 DP: 0 HBP: 0	WP: 0 PB: 0 SB: 1 CS: 1	PA: 37					
PITCHER	IP	WLS	BF	H	R	ER	SO	BB	IBB	HBP	BLK	WP	HR	S	P	ERA	WHIP										
40 Rich Harden, R ERA: 0.86 Chad Bradford, R ERA: 3.79 Keith Foulke, R ERA: 2.53	(1, 1)	7.0	W	27	3	0	0	9	4	0	0	0	0	62	109	0.00	1.000										
	(8, 1)	1.0	H	5	2	1	1	1	0	0	0	0	0	14	18	9.00	2.000										
	(9, 1)	1.0	S	4	1	0	0	1	0	0	0	0	0	12	16	0.00	1.000										

AB	32
R	1
H	6
RBI	1
BB	4
SO	11
LOB	14



Batter	1	2	3	4	5	6	7	8	9	AB	R	H	RBI	BB	SO	LOB	BOTTOM										
Billy McMillon, L OBP: 0.390, SLG: 0.446 (1, 7)										2	1	0	0	2	0	0	Cleveland Indians @ Oakland Athletics Network Associates Coliseum, Oakland, CA Thu Jul 31 2003, 3:35 PM EDT Att: 25,011 - Cloudy - 67°F										
Adam Platt, R OBP: 0.281, SLG: 0.438 (8, 7)										0	0	0	0	0	0	0											
Scott Hatteberg, L OBP: 0.351, SLG: 0.398 (1, 10)										3	0	0	0	1	0	1											
Miguel Tejada, R OBP: 0.312, SLG: 0.433 (1, 6)										4	0	1	2	0	0	0											
Erubiel Durazo, L OBP: 0.391, SLG: 0.447 (1, 3)										4	0	2	0	0	1	2											
3 Eric Chavez, L OBP: 0.333, SLG: 0.488 (1, 5)										4	1	1	1	0	1	2											
Terrence Long, L OBP: 0.303, SLG: 0.394 (1, 9)										2	0	0	0	1	0	1											
Mark Ellis, R OBP: 0.323, SLG: 0.369 (1, 4)										3	0	1	0	0	0	1											
17 Adam Melhuse, S OBP: 0.255, SLG: 0.372 (1, 2)										3	0	0	0	0	0	2											
Chris Singleton, L OBP: 0.316, SLG: 0.380 (1, 8)										3	1	0	0	0	0	1											
Inning Stats	R: 0 E: 0 K: 0 S: 9	H: 0 LOB: 0 BB: 0 P: 18	R: 1 E: 0 K: 0 S: 14	H: 1 LOB: 1 BB: 1 P: 23	R: 0 E: 0 K: 0 S: 7	H: 0 LOB: 0 BB: 1 P: 14	R: 0 E: 0 K: 0 S: 8	H: 1 LOB: 1 BB: 0 P: 10	R: 2 E: 0 K: 1 S: 22	H: 2 LOB: 2 BB: 2 P: 35	R: 0 E: 0 K: 1 S: 7	H: 0 LOB: 0 BB: 0 P: 13	R: 0 E: 0 K: 0 S: 5	H: 0 LOB: 0 BB: 0 P: 8	R: 0 E: 0 K: 0 S: 9	H: 1 LOB: 1 BB: 0 P: 12	1B: 4 2B: 0 3B: 0 HR: 1	SF: 0 SAC: 0 DP: 1 HBP: 0	WP: 0 PB: 0 SB: 0 CS: 0	PA: 32							
PITCHER	IP	WLS	BF	H	R	ER	SO	BB	IBB	HBP	BLK	WP	HR	S	P	ERA	WHIP										
37 Jake Westbrook, R ERA: 4.25 Jason Stanford, L ERA: 2.3	(1, 1)	4.2	L	21	4	3	3	0	4	0	0	0	0	24	37	0.00	0.300										
	(5, 1)	3.1		11	1	0	0	2	0	0	0	0	0	24	37	0.00	0.300										

AB	28
R	3
H	5
RBI	3
BB	4
SO	2
LOB	10



Batter	1	2	3	4	5	6	7	8	9	AB	R	H	RBI	BB	SO	LOB	TOP					
Coco Crisp, S OBP: 0.325, SLG: 0.376 (1, 7)	G1-3		G4-3			P2		F8		4	0	0	0	0	0	1	Cleveland Indians @ Texas Rangers The Ballpark at Arlington, Arlington, TX Fri Aug 01 2003, 8:05 PM EDT Att. 24,143 - Sunny - 100 F					
Casey Blake, R OBP: 0.320, SLG: 0.418 Zach Sorensen, S OBP: 0.275, SLG: 0.265 (1, 5) (6, 4)	K				F8	G5-4-3		G4-3		3	0	0	0	0	1	1						
Jody Gerut, L OBP: 0.332, SLG: 0.505 (1, 9)	F8				1B			G4-3		4	0	1	0	0	0	0						
Milton Bradley, S OBP: 0.433, SLG: 0.506 Ryan Ludwick, R OBP: 0.295, SLG: 0.382 (7, PR) (7, 7)		G3			P5			HR		3	0	1	0	0	0	1						
Ben Broussard, L OBP: 0.321, SLG: 0.446 (1, 3)		P5			G1-3			F8		4	1	1	2	0	0	1						
41 Victor Martinez, S OBP: 0.282, SLG: 0.253 (1, 2)		G5-3								3	0	1	0	0	0	0						
48 Travis Hafner, L OBP: 0.303, SLG: 0.420 (1, 10)					F9 2 G6-3			FC3-6 FC5-4		3	1	1	0	0	0	2						
John McDonald, R OBP: 0.270, SLG: 0.311 (1, 4) (6, 6)					F9			FC5-4		3	0	0	0	0	0	3						
2 Jhonny Peralta, R OBP: 0.229, SLG: 0.264 (1, 6) (6, 5)					G6-3			F8		3	0	0	1	0	0	0						
Inning Stats	R: 0 E: 0 K: 1 S: 7	H: 0 LOB: 0 BB: 0 P: 7	R: 0 E: 0 K: 0 S: 5	H: 0 LOB: 0 BB: 0 P: 9	R: 0 E: 0 K: 0 S: 11	H: 1 LOB: 0 BB: 0 P: 17	R: 0 E: 0 K: 0 S: 8	H: 1 LOB: 1 BB: 0 P: 11	R: 0 E: 0 K: 0 S: 6	H: 0 LOB: 0 BB: 0 P: 10	R: 2 E: 0 K: 0 S: 9	H: 3 LOB: 2 BB: 0 P: 16	R: 0 E: 0 K: 0 S: 8	H: 0 LOB: 0 BB: 0 P: 13	R: 0 E: 0 K: 0 S: 10	H: 0 LOB: 0 BB: 0 P: 16	1B: 2 2B: 2 3B: 0 HR: 1	SF: 0 SAC: 0 DP: 1 HBP: 0	WP: 0 PB: 0 SB: 0 CS: 0	PA: 32		
PITCHER	IP	WLS	BF	H	R	ER	SO	BB	IBB	HBP	BLK	WP	HR	S	P	ERA	WHIP					
John Thomson, R ERA: 5.34 Aaron Fultz, L ERA: 5.36	(1, 1)	8.0	W	29	5	3	3	1	0	0	0	0	0	1	60	92	3.38	0.625				
PITCHER	IP	WLS	BF	H	R	ER	SO	BB	IBB	HBP	BLK	WP	HR	S	P	ERA	WHIP					

Batter	1	2	3	4	5	6	7	8	9	AB	R	H	RBI	BB	SO	LOB	BOTTOM					
10 Michael Young, R OBP: 0.352, SLG: 0.462 (1, 4)	HR	G4-3			G6-3			G6-3		4	1	1	1	1	0	0	Cleveland Indians @ Texas Rangers The Ballpark at Arlington, Arlington, TX Fri Aug 01 2003, 8:05 PM EDT Att. 24,143 - Sunny - 100 F					
Donnie Sadler, R OBP: 0.308, SLG: 0.340 (1, 5)	P5				P3			G6-3		5	1	1	0	0	0	1						
Alex Rodriguez, R OBP: 0.386, SLG: 0.553 (1, 6)	23 HR				FC5-4			G5-3		4	2	2	2	1	0	0						
Shane Spencer, R OBP: 0.328, SLG: 0.437 (1, 7)	K				FC5-4					4	0	1	0	0	2	2						
Rafael Palmeiro, L OBP: 0.347, SLG: 0.477 (1, 10)	23 HR				F7			F8		3	2	1	1	1	0	2						
23 Mark Teixeira, S OBP: 0.342, SLG: 0.485 (1, 3)					F7					4	2	3	4	0	0	1						
Marcus Thames, R OBP: 0.333, SLG: 0.318 (1, 9)					P4					3	0	0	0	1	1	1						
Todd Greene, R OBP: 0.235, SLG: 0.434 (1, 2)	FC5-4									4	2	2	2	0	0	2						
Ramon Nivar, R (1, 8)		G6-3			G6-3			L5		4	0	0	0	0	0	1						
Inning Stats	R: 4 E: 0 K: 1 S: 20	H: 3 LOB: 1 BB: 2 P: 36	R: 2 E: 0 K: 1 S: 13	H: 2 LOB: 0 BB: 0 P: 22	R: 3 E: 0 K: 0 S: 23	H: 3 LOB: 1 BB: 1 P: 34	R: 0 E: 0 K: 0 S: 8	H: 0 LOB: 1 BB: 1 P: 13	R: 1 E: 0 K: 0 S: 9	H: 1 LOB: 0 BB: 0 P: 13	R: 0 E: 0 K: 0 S: 7	H: 1 LOB: 1 BB: 0 P: 9	R: 0 E: 0 K: 1 S: 8	H: 1 LOB: 1 BB: 0 P: 15	R: 0 E: 0 K: 0 S: 7	H: 0 LOB: 0 BB: 0 P: 10	1B: 4 2B: 0 3B: 0 HR: 7	SF: 0 SAC: 0 DP: 0 HBP: 0	WP: 0 PB: 0 SB: 1 CS: 0	PA: 39		
PITCHER	IP	WLS	BF	H	R	ER	SO	BB	IBB	HBP	BLK	WP	HR	S	P	ERA	WHIP					
Billy Traber, L ERA: 4.71 Terry Mulholland, L ERA: 4.55 Jack Cressend, R ERA: 1.17	(1, 1)	2.0	L	13	5	6	6	2	2	0	0	0	0	4	55	84	7.20	1.600				
PITCHER	IP	WLS	BF	H	R	ER	SO	BB	IBB	HBP	BLK	WP	HR	S	P	ERA	WHIP					

AB	32
R	3
H	5
RBI	3
BB	0
SO	1
LOB	9



Batter	1	2	3	4	5	6	7	8	9	AB	R	H	RBI	BB	SO	LOB	TOP																			
Coco Crisp, S OBP: 0.324, SLG: 0.371 (1, 8)	F9		K			SH1-3		G1-3		3	0	0	0	1	1		Cleveland Indians @ Texas Rangers The Ballpark at Arlington, Arlington, TX Sat Aug 02 2003, 8:10 PM EDT Att: 49,290 - Sunny - 95 F																			
Casey Blake, R OBP: 0.323, SLG: 0.427 (1, 5)	HR		E		F7	SF8			DI	2	2	1	2	2	0	2																				
Jody Gerut, L OBP: 0.327, SLG: 0.496 (1, 9)	P4		F9		K			G1-3		5	0	0	0	0	2	4																				
Milton Bradley, S OBP: 0.433, SLG: 0.513 (1, 10)	F7		E		HR			L9		5	2	2	1	0	1	1																				
Ben Broussard, L OBP: 0.323, SLG: 0.458 (1, 3)	HR		E9		K			G6-3		5	2	3	0	2	1																					
Ryan Ludwick, R OBP: 0.292, SLG: 0.373 (1, 7)	G1-6-3				F8			G4-3		4	0	1	1	0	0	0																				
41 Victor Martinez, S OBP: 0.273, SLG: 0.256 (1, 2)	L4		G1-3						FC5-4	3	0	1	0	1	0	1																				
John McDonald, R OBP: 0.271, SLG: 0.311 (8, PH)					G6-3			F7		3	0	1	0	0	1	1																				
48 Travis Halner, L OBP: 0.301, SLG: 0.417 (8, 4)										1	0	0	0	0	0	1																				
56 Angel Santos, S OBP: 0.214, SLG: 0.571 (8, 4)										0	0	0	0	0	0	0																				
2 Johnny Peralta, R OBP: 0.240, SLG: 0.284 (1, 6)	FC5-4				F7	SH1-3		FC5-4		4	1	2	0	0	0	2																				
Inning Stats	R: 1 E: 0 K: 0 S: 9	H: 1 LOB: 0 BB: 0 P: 14	R: 1 E: 0 K: 0 S: 12	H: 2 LOB: 1 BB: 0 P: 21	R: 3 E: 1 K: 1 S: 12	H: 3 LOB: 1 BB: 1 P: 20	R: 0 E: 0 K: 1 S: 12	H: 1 LOB: 2 BB: 1 P: 21	R: 1 E: 0 K: 2 S: 15	H: 1 LOB: 1 BB: 1 P: 26	R: 0 E: 0 K: 0 S: 9	H: 0 LOB: 0 BB: 0 P: 13	R: 0 E: 0 K: 0 S: 10	H: 1 LOB: 1 BB: 0 P: 13	R: 0 E: 0 K: 3 S: 9	H: 0 LOB: 1 BB: 1 P: 17	1B: 6 2B: 1 3B: 0 HR: 3	SF: 1 SAC: 1 DP: 0 HBP: 0	WP: 0 PB: 0 SB: 0 CS: 0	PA: 41																
PITCHER	IP	WLS	BF	H	R	ER	SO	BB	IBB	HBP	BLK	WP	HR	S	P	ERA	WHIP	PITCHER		IP	WLS	BF	H	R	ER	SO	BB	IBB	HBP	BLK	WP	HR	S	P	ERA	WHIP
53 Joaquin Benoit, R ERA: 5.38	4.2		25	8	6	5	3	3	0	0	0	0	3	57	98	9.64	2.357	Francisco Cordero, R ERA: 3.07		1.0	S	4	0	0	0	3	1	0	0	0	0	0	9	17	0.00	1.000
Jay Powell, R ERA: 8.93	1.0	W	4	1	1	1	1	0	0	0	0	0	0	8	11	9.00	1.000																			
Erasmio Ramirez, L ERA: 4.34	1.1		4	0	0	0	0	0	0	0	0	0	0	11	17	0.00	0.000																			
56 Rosman Garcia, R ERA: 5.45	0.0		1	1	0	0	0	0	0	0	0	0	0	3	4	∞	∞																			
32 Ron Mahay, L ERA: 2.21	1.0	H	3	0	0	0	0	0	0	0	0	0	0	7	9	0.00	0.000																			

Batter	1	2	3	4	5	6	7	8	9	AB	R	H	RBI	BB	SO	LOB	BOTTOM																			
10 Michael Young, R OBP: 0.352, SLG: 0.466 (1, 4)	9 1B		F7			L8		F9		5	2	2	0	0	0		Cleveland Indians @ Texas Rangers The Ballpark at Arlington, Arlington, TX Sat Aug 02 2003, 8:10 PM EDT Att: 49,290 - Sunny - 95 F																			
9 Hank Blalock, L OBP: 0.375, SLG: 0.535 (1, 5)	2B		HR		F9					5	1	3	1	0	1	1																				
Alex Rodriguez, R OBP: 0.390, SLG: 0.560 (1, 6)	2H		HR		2B					2	3	1	2	3	0	1																				
Rafael Palmeiro, L OBP: 0.349, SLG: 0.488 (1, 10)	23 1B		HR		HR			P6		4	2	2	4	0	0	1																				
23 Mark Teixeira, S OBP: 0.344, SLG: 0.483 (1, 3)	BB		F7		F8					3	0	1	0	1	0	0																				
21 Jason Jones, S OBP: 0.241, SLG: 0.240 (7, FR)	1B		F8		HR					3	0	0	0	1	1	2																				
Donnie Sadler, R OBP: 0.308, SLG: 0.340 (8, 7)	F7		G3-1		F8					0	0	0	0	0	0	0																				
Ramon Nivar, R (1, 8)			G3-1		E5					4	0	0	1	0	0	3																				
Laynce Nix, L OBP: 0.279, SLG: 0.456 (1, 9)			G4-3		G4-3					4	1	1	1	0	0	3																				
Einar Diaz, R OBP: 0.304, SLG: 0.352 (1, 2)			G3-1		K2-3					4	0	0	0	0	1	1																				
Inning Stats	R: 1 E: 0 K: 0 S: 11	H: 3 LOB: 2 BB: 1 P: 18	R: 0 E: 0 K: 0 S: 6	H: 0 LOB: 0 BB: 0 P: 9	R: 2 E: 0 K: 0 S: 13	H: 2 LOB: 0 BB: 0 P: 19	R: 0 E: 1 K: 1 S: 9	H: 0 LOB: 1 BB: 0 P: 14	R: 3 E: 0 K: 1 S: 19	H: 2 LOB: 0 BB: 1 P: 32	R: 1 E: 0 K: 0 S: 8	H: 1 LOB: 0 BB: 0 P: 15	R: 2 E: 0 K: 1 S: 19	H: 1 LOB: 2 BB: 3 P: 38	R: 0 E: 0 K: 0 S: 5	H: 1 LOB: 1 BB: 0 P: 6	1B: 2 2B: 4 3B: 1 HR: 3	SF: 0 SAC: 0 DP: 0 HBP: 0	WP: 0 PB: 0 SB: 0 CS: 0	PA: 39																
PITCHER	IP	WLS	BF	H	R	ER	SO	BB	IBB	HBP	BLK	WP	HR	S	P	ERA	WHIP	PITCHER		IP	WLS	BF	H	R	ER	SO	BB	IBB	HBP	BLK	WP	HR	S	P	ERA	WHIP
Jason Davis, R ERA: 4.75	6.0		28	8	7	7	2	2	0	0	0	0	3	66	107	10.50	1.667	Jack Cressend, R ERA: 1.13		1.0	L	4	1	2	2	1	1	1	0	0	0	0	8	15	0.00	1.500
Jason Stanford, L ERA: 3.38	0.1		4	1	2	2	1	1	1	0	0	0	0	11	23	54.00	6.000	63 Rafael Betancourt, R ERA: 1.23		1.0		4	1	0	0	0	0	0	0	0	5	6	0.00	1.000		



Batter	1	2	3	4	5	6	7	8	9	AB	R	H	RBI	BB	SO	LOB	TOP											
Coco Crisp, S OBP: 0.326, SLG: 0.371	2-1 1B 3B	2-0 1B		2-3 K			0-2 L5		2-3 K	5	1	2	0	0	2	2												
Casey Blake, R OBP: 0.327, SLG: 0.438	1-1 1B 3B	0-3 K			2-1 G4-6-3 1B			3-2 HR	3-3 K	5	2	3	1	0	2	3												
Milton Bradley, S OBP: 0.434, SLG: 0.518	3-1 1B 3B	1-2 F9			2-2 G4-6-3 1-2			0-0 1B		4	1	2	2	0	0	2												
Ben Broussard, L OBP: 0.318, SLG: 0.450	1-2 P6			1-1 G1-3		0-1 G6-3		1-2 F8		4	0	0	0	0	0	2												
Ryan Ludwick, R OBP: 0.290, SLG: 0.413	2-2 G6-3			0-0 HR		3-1 G6-3		1-1 F9		4	1	1	2	0	0	1												
48 Travis Hafner, L OBP: 0.299, SLG: 0.420	3-H 2-2 2B			0-2 G4-3		0-0 G4-3		2-2 G5-3		4	0	1	0	0	0	1												
Tim Laker, R OBP: 0.278, SLG: 0.391	4-1 BB			2-3 K		0-0 P6			1-2 G6-3	3	0	0	0	1	1	0												
56 Angel Santos, S OBP: 0.176, SLG: 0.471	1-3 K			0-3 K			1-2 G4-3		2-2 E 1B	3	0	0	0	0	2	2												
41 Victor Martinez, S OBP: 0.291, SLG: 0.265										1	0	1	0	0	0	0												
John McDonald, R OBP: 0.271, SLG: 0.311										0	0	0	0	0	0	0												
2 Jhonny Peralla, R OBP: 0.233, SLG: 0.276				0-2 G6-3		3-2 G5-3		0-0 P4		3	0	0	0	0	0	0												
Jody Gerut, L OBP: 0.326, SLG: 0.495								1-2 E1		1	0	0	0	0	0	1												
Inning Stats	R: 3 E: 0 K: 1 S: 20	H: 4 LOB: 2 BB: 1 P: 36	R: 0 E: 0 K: 1 S: 11	H: 1 LOB: 1 BB: 0 P: 14	R: 1 E: 0 K: 1 S: 9	H: 1 LOB: 0 BB: 0 P: 12	R: 0 E: 0 K: 2 S: 11	H: 0 LOB: 0 BB: 0 P: 16	R: 0 E: 0 K: 0 S: 4	H: 0 LOB: 0 BB: 0 P: 7	R: 0 E: 0 K: 0 S: 8	H: 0 LOB: 0 BB: 0 P: 9	R: 1 E: 0 K: 0 S: 13	H: 2 LOB: 1 BB: 0 P: 20	R: 0 E: 1 K: 2 S: 17	H: 1 LOB: 2 BB: 0 P: 25	1B: 6 2B: 1 3B: 1 HR: 2	SF: 0 SAC: 0 DP: 1 HBP: 0	WP: 0 PB: 0 SB: 0 CS: 0	PA: 38								
PITCHER	IP	WLS	BF	H	R	ER	SO	BB	IBB	HBP	BLK	WP	HR	S	P	ERA	WHIP											
R.A. Dickey, R ERA: 4.98	(1, 1)	7.0	W	28	7	4	4	5	1	0	0	0	0	1	71	106	5.14	1.143										
56 Roseman Garcia, R ERA: 5.7	(8, 1)	0.0		2	2	1	1	0	0	0	0	0	0	1	4	7												
Brian Shouse, L ERA: 3.57	(8, 1)	1.0	H	3	0	0	0	0	0	0	0	0	0	9	13	0.00	0.000											
Francisco Cordero, R ERA: 3.02	(9, 1)	1.0	S	5	1	0	0	2	0	0	0	0	0	17	25	0.00	1.000											

Cleveland Indians @ Texas Rangers
The Ballpark at Arlington, Arlington, TX
Sun Aug.03 2003, 8:05 PM EDT
Att: 19,133 - Cloudy - 85 F

AB	37
R	5
H	10
RBI	5
BB	1
SO	7
LOB	14



Batter	1	2	3	4	5	6	7	8	9	AB	R	H	RBI	BB	SO	LOB	BOTTOM										
10 Michael Young, R OBP: 0.351, SLG: 0.463	2-2 L9	3-2 1B 3B	0-2 F7			1-0 F9	3-2 P4			5	0	1	1	0	0	1											
9 Hank Blalock, L OBP: 0.373, SLG: 0.529	1-1 P6	2-0 F8		1-1 E3 G5-4-3		4-1 1B BB		2-0 L8		4	0	0	0	1	0	2											
Alex Rodriguez, R OBP: 0.392, SLG: 0.567	3-2 HR	2-0 FC4-6 1B		1-1 G5-4-3 1-2		0-0 1B	1-2 1B	0-2 G5-3		5	1	3	2	0	0	1											
Rafael Palmeiro, L OBP: 0.351, SLG: 0.497	3-2 HR	3-2 FC4-6 1B		2-1 1B		0-1 1B	1-2 1B	1-3 K		5	1	3	1	0	1	2											
Shane Spencer, R OBP: 0.331, SLG: 0.438	1-2 FC5-4 1B		0-0 1B	0-3 K		0-2 L7				4	0	2	0	0	1	3											
23 Mark Teixeira, S OBP: 0.343, SLG: 0.480	3-2 FC5-4 1-2		1-2 F7-6-4 1B		1-2 FC5-4 1B		2-0 F9			4	0	1	0	0	0	2											
Marcus Thames, R OBP: 0.355, SLG: 0.320		0-0 G6-3	1-0 E HR 1B		3-1 P6		1-2 3B HBP			3	2	1	0	0	0	1											
Donnie Sadler, R OBP: 0.308, SLG: 0.340										0	0	0	0	0	0	0											
Ramon Nivar, R OBP: 0.083, SLG: 0.250		0-2 E6 1B 10 1B	0-1 E2 HR		1-2 FC5-4 1-2		0-0 FC5-4 1-2 3B			4	2	1	1	0	0	2											
Einar Diaz, R OBP: 0.307, SLG: 0.365		0-0 9 F8 10 1B 1B	1-1 HR		0-1 F7		0-1 FC6-2-5-2 3-H			4	2	2	3	0	0	2											
Inning Stats	R: 2 E: 0 K: 0 S: 25	H: 3 LOB: 1 BB: 0 P: 38	R: 2 E: 1 K: 0 S: 12	H: 3 LOB: 2 BB: 0 P: 21	R: 3 E: 1 K: 0 S: 12	H: 3 LOB: 0 BB: 0 P: 15	R: 0 E: 1 K: 1 S: 9	H: 1 LOB: 1 BB: 0 P: 13	R: 0 E: 0 K: 0 S: 10	H: 1 LOB: 1 BB: 0 P: 15	R: 0 E: 0 K: 0 S: 9	H: 2 LOB: 2 BB: 1 P: 14	R: 1 E: 0 K: 0 S: 9	H: 1 LOB: 1 BB: 0 P: 15	R: 0 E: 0 K: 1 S: 12	H: 0 LOB: 0 BB: 0 P: 15	1B: 10 2B: 1 3B: 1 HR: 3	SF: 0 SAC: 0 DP: 2 HBP: 1	WP: 0 PB: 0 SB: 0 CS: 0	PA: 40							
PITCHER	IP	WLS	BF	H	R	ER	SO	BB	IBB	HBP	BLK	WP	HR	S	P	ERA	WHIP										
Brian Anderson, L ERA: 4.23	(1, 1)	3.0	L	19	3	2	0	0	0	0	0	0	0	22	36	0.00	1.714										
Jason Boyd, R ERA: 4.39	(4, 1)	2.1		11	3	0	0	1	1	0	0	0	0	2	2	0.00	3.000										
Jason Stanford, L ERA: 3.31	(6, 1)	0.1		1	1	0	0	0	0	0	0	0	0	2	2	0.00	3.000										
63 Rafael Betancourt, R ERA: 2.25	(6, 1)	0.2		4	1	1	1	0	0	0	1	0	0	8	11	13.50	1.500										
David Riske, R ERA: 2.77	(7, 1)	0.2		2	0	0	0	0	0	0	0	0	0	5	8	0.00	0.000										

Cleveland Indians @ Texas Rangers
The Ballpark at Arlington, Arlington, TX
Sun Aug.03 2003, 8:05 PM EDT
Att: 19,133 - Cloudy - 85 F

AB	38
R	8
H	14
RBI	8
BB	1
SO	2
LOB	16



Batter	1	2	3	4	5	6	7	8	9	AB	R	H	RBI	BB	SO	LOB	TOP										
51 Ichiro Suzuki, L (1, 9) OBP: 0.380, SLG: 0.465	E3 3B		SH5-4 1B	CS 1-2	L1 1-2		1B 0-0			4	1	3	0	0	0	0											
Rey Sanchez, R (1, 6) OBP: 0.254, SLG: 0.242	G6-3 1B		SH5-4 1-2 2-3		F9 0-0		G1-3 0-1			3	0	1	0	0	0	1											
Bret Boone, R (1, 4) OBP: 0.372, SLG: 0.579	G6-3 1-2		G5-3 0-0		G6-3 3-2			K 1-3		4	0	0	0	0	1	3											
Edgar Martinez, R (1, 10) OBP: 0.412, SLG: 0.521	G4-3 3		IBB 4-0			K 3-3		F8 0-1		3	0	0	0	1	1	0											
John Olerud, L (1, 3) OBP: 0.378, SLG: 0.408		G4-3 1	BB 4-2		G6-3 2-2			K 2-3		3	0	0	1	1	1	0											
Mike Cameron, R (1, 8) OBP: 0.355, SLG: 0.477	G6-3 2		L5 0-0			3B 0-0			S 3-1	4	0	2	0	0	0	3											
Randy Winn, S (1, 7) OBP: 0.334, SLG: 0.403	G4-3 2B			G4-3 1-2		F9 0-1			1 SAFE 1 SAFE 1 SAFE 1 SAFE S	4	0	2	0	0	1	2											
Dan Wilson, R (1, 2) OBP: 0.288, SLG: 0.336	G6-3 3			G4-3 0-0			G6-3 2-1		1 SAFE 1 SAFE 1 SAFE 1 SAFE P	4	0	0	0	0	1	3											
16 Willie Bloomquist, R (1, 5) OBP: 0.320, SLG: 0.325			SH5-4 51 1B				K 1-3		1-2	4	1	2	0	0	1	1											
Inning Stats	R: 1 H: 2 E: 1 K: 0 S: 11	H: 2 LOB: 0 BB: 0 P: 18	R: 0 H: 1 E: 0 K: 0 S: 9	LOB: 1 BB: 0 P: 18	R: 1 H: 2 E: 0 K: 0 S: 9	H: 2 LOB: 3 BB: 2 P: 22	R: 0 H: 2 E: 0 K: 0 S: 9	H: 2 LOB: 0 BB: 0 P: 12	R: 0 H: 1 E: 0 K: 1 S: 10	H: 1 LOB: 1 BB: 0 P: 15	R: 0 H: 1 E: 0 K: 1 S: 8	H: 1 LOB: 1 BB: 0 P: 11	R: 0 H: 0 E: 0 K: 2 S: 8	H: 0 LOB: 0 BB: 0 P: 11	R: 0 H: 1 E: 0 K: 2 S: 18	H: 1 LOB: 1 BB: 0 P: 28	1B: 7 2B: 1 3B: 2 HR: 0	SF: 0 SAC: 1 DP: 2 HBP: 0	WP: 0 PA: 37 PB: 0 SB: 1 CS: 1								
PITCHER	IP	WLS	BF	H	R	ER	SO	BB	IBB	HBP	BLK	WP	HR	S	P	ERA	WHIP										
CC Sabathia, L (1, 1) ERA: 3.55	8.0	L	32	9	2	2	4	1	1	0	0	0	0	73	120	2.25	1.250										
David Riske, R (9, 1) ERA: 2.72	1.0		4	1	0	0	2	0	0	0	0	0	0	18	28	0.00	1.000										

Seattle Mariners @ Cleveland Indians
 Jacobs Field, Cleveland, OH
 Tue Aug 05 2003, 7:05 PM EDT
 Att: 22,300 - Cloudy - 74 F

livebaseballscores.com

AB 33
 R 2
 H 10
 RBI 1
 BB 2
 SO 6
 LOB 13



Batter	1	2	3	4	5	6	7	8	9	AB	R	H	RBI	BB	SO	LOB	BOTTOM										
Coco Crisp, S (1, 7) OBP: 0.320, SLG: 0.364	P6 1-2		G5-3 1-2			F9 1-1		K 1-3		4	0	0	0	0	1	2											
Casey Blake, R (1, 5) OBP: 0.323, SLG: 0.433	G6-3 2		P3 2-1			F9 2-2		K 1-3		4	0	0	0	0	1	2											
Jody Gerut, L (1, 9) OBP: 0.322, SLG: 0.488	P6 1-0		G6-3 2-1			G4-3 0-0			G3-1 1-1	4	0	0	0	0	0	1											
Milton Bradley, S (1, 8) OBP: 0.430, SLG: 0.513		G4-3 3-2			F8 3-2		P4 2-2		F9 3-2	4	0	0	0	0	0	0											
Ryan Ludwick, R (1, 10) OBP: 0.274, SLG: 0.388		K 3-3			K 1-3		K 2-3		F8 0-1	4	0	0	0	0	3	0											
41 Victor Martinez, S (1, 2) OBP: 0.293, SLG: 0.271			BB 4-1		G6-3 2-2					2	0	1	0	1	0	0											
48 Travis Hafner, L (1, 3) OBP: 0.294, SLG: 0.411		G4-3 1 SAFE				G4-3 1-2		K 3-3		3	0	0	0	0	1	2											
2 Jhonny Peralta, R (1, 6) OBP: 0.238, SLG: 0.310										2	1	1	1	0	1	0											
Ben Broussard, L (8, PH) OBP: 0.316, SLG: 0.448										1	0	0	0	0	1	0											
56 Angel Santos, S (9, 4) OBP: 0.176, SLG: 0.471			HR 2-2							0	0	0	0	0	0	0											
John McDonald, R (1, 4) OBP: 0.278, SLG: 0.314			G5-3 1-1			G3 0-2				2	0	1	0	1	0	0											
Inning Stats	R: 0 H: 0 E: 0 K: 0 S: 7	H: 0 LOB: 0 BB: 0 P: 12	R: 0 H: 0 E: 0 K: 1 S: 13	LOB: 1 BB: 1 P: 24	R: 1 H: 2 E: 0 K: 0 S: 10	H: 2 LOB: 1 BB: 0 P: 18	R: 0 H: 0 E: 0 K: 1 S: 10	H: 0 LOB: 0 BB: 0 P: 16	R: 0 H: 0 E: 0 K: 1 S: 10	H: 0 LOB: 0 BB: 0 P: 12	R: 0 H: 0 E: 0 K: 2 S: 10	H: 1 LOB: 1 BB: 0 P: 18	R: 0 H: 0 E: 0 K: 3 S: 11	H: 0 LOB: 1 BB: 1 P: 19	R: 0 H: 0 E: 0 K: 0 S: 7	H: 0 LOB: 0 BB: 0 P: 11	1B: 2 2B: 0 3B: 0 HR: 1	SF: 0 SAC: 0 DP: 0 HBP: 0	WP: 0 PA: 32 PB: 0 SB: 0 CS: 0								
PITCHER	IP	WLS	BF	H	R	ER	SO	BB	IBB	HBP	BLK	WP	HR	S	P	ERA	WHIP										
Jamie Moyer, L (1, 1) ERA: 3.4	7.0		25	3	1	1	5	1	0	0	0	0	0	67	110	1.29	0.571										
Jeff Nelson, R (8, 1) ERA: 3.35	1.0	H	4	0	0	0	3	1	0	0	0	0	0	11	19	0.00	1.000										
Shigetoshi Hasegawa, R (9, 1) ERA: 0.68	1.0	S	3	0	0	0	0	0	0	0	0	0	0	7	11	0.00	0.000										

Seattle Mariners @ Cleveland Indians
 Jacobs Field, Cleveland, OH
 Tue Aug 05 2003, 7:05 PM EDT
 Att: 22,300 - Cloudy - 74 F

livebaseballscores.com

AB 30
 R 1
 H 3
 RBI 1
 BB 2
 SO 8
 LOB 7



Batter	1	2	3	4	5	6	7	8	9	AB	R	H	RBI	BB	SO	LOB	TOP																					
51 Ichiro Suzuki, L (1, 9) OBP: 0.377, SLG: 0.461	G6-3			G6-3		G3	G4-3			4	0	0	0	0	0	2	Seattle Mariners @ Cleveland Indians Jacobs Field, Cleveland, OH Wed Aug 06 2003, 7:05 PM EDT Att: 23,282 - Cloudy - 77 F																					
Rey Sanchez, R (1, 6) OBP: 0.289, SLG: 0.247	G5-3			HR		FC5-2	G6-3			4	2	2	0	0	0	0																						
Bret Boone, R (1, 4) OBP: 0.371, SLG: 0.583	K			HR		FC5-2		F8		4	2	1	2	0	1	2																						
Edgar Martinez, R (1, 10)		G6-3				HR		P5		4	1	2	1	0	0	0																						
John Olerud, L (1, 3)	G1-3			G3-6		HR				4	1	1	3	0	1	1																						
Mike Cameron, R (1, 8)	K					HR				4	0	1	0	0	1	0																						
Ben Davis, S (1, 2)										4	0	0	0	0	0	1																						
John Mabry, L (1, 7)										3	0	0	0	1	0	2																						
Mark McLemore, S (1, 5)										3	0	1	0	1	0	1																						
Inning Stats	R: 0 E: 0 K: 1 S: 10	H: 0 LOB: 0 BB: 0 P: 13	R: 0 E: 0 K: 1 S: 8	H: 0 LOB: 0 BB: 0 P: 10	R: 0 E: 0 K: 0 S: 7	H: 0 LOB: 0 BB: 0 P: 11	R: 2 E: 0 K: 0 S: 11	H: 3 LOB: 0 BB: 0 P: 16	R: 0 E: 0 K: 0 S: 7	H: 0 LOB: 0 BB: 0 P: 10	R: 4 E: 1 K: 0 S: 20	H: 5 LOB: 2 BB: 1 P: 33	R: 0 E: 0 K: 0 S: 8	H: 0 LOB: 0 BB: 1 P: 14	R: 0 E: 0 K: 1 S: 12	H: 0 LOB: 0 BB: 1 P: 17	R: 0 E: 0 K: 0 S: 8	H: 0 LOB: 1 BB: 1 P: 15	1B: 6 2B: 0 3B: 0 HR: 2	SF: 0 SAC: 0 DP: 2 HBP: 0	WP: 0 PB: 0 SB: 1 CS: 0	PA: 36																
PITCHER	IP	WLS	BF	H	R	ER	SO	BB	IBB	HBP	BLK	WP	HR	S	P	ERA	WHIP	PITCHER				IP	WLS	BF	H	R	ER	SO	BB	IBB	HBP	BLK	WP	HR	S	P	ERA	WHIP
37 Jake Westbrook, R (1, 1) ERA: 4.58	5.2	W	25	8	6	6	2	0	0	0	0	0	2	61	91	9.53	1.412																					
Jack Cressend, R (6, 1) ERA: 1.04	1.1	H	4	0	0	0	0	1	0	0	0	0	0	10	16	0.00	0.750																					
David Riske, R (8, 1) ERA: 2.67	1.0		3	0	0	0	1	0	0	0	0	0	0	12	17	0.00	0.000																					
Danys Baez, R (9, 1) ERA: 3.25	1.0		4	0	0	0	0	1	0	0	0	0	0	8	15	0.00	1.000																					

AB	34
R	6
H	8
RBI	6
BB	2
SO	3
LOB	9



Batter	1	2	3	4	5	6	7	8	9	AB	R	H	RBI	BB	SO	LOB	BOTTOM																					
Coco Crisp, S (1, 7) OBP: 0.326, SLG: 0.384	HR	1B	2B	1B	G1-4-3		G4-3			5	2	3	2	0	0	0	Seattle Mariners @ Cleveland Indians Jacobs Field, Cleveland, OH Wed Aug 06 2003, 7:05 PM EDT Att: 23,282 - Cloudy - 77 F																					
Jody Gerut, L (1, 9) OBP: 0.320, SLG: 0.483	F7	2B	F9	1B	K			P2		5	1	1	1	0	1	2																						
Milton Bradley, S (1, 8) OBP: 0.429, SLG: 0.514	G4-3	2B		1B	F7			K		5	0	2	2	0	1	0																						
Ben Broussard, L (1, 3) OBP: 0.322, SLG: 0.449	K	BB		1B	HR	41 S		K		4	1	2	0	1	2	0																						
Casey Blake, R (1, 5)		1B	K	HR	HBP	K		K		3	2	1	0	0	2	3																						
48 Travis Hafner, L (1, 10) OBP: 0.299, SLG: 0.440	1B	2B	K	HR	K			K		4	2	2	4	0	2	1																						
41 Victor Martinez, S (1, 2) OBP: 0.292, SLG: 0.270	F7	1B	1B	K	K		G3-1			4	1	1	0	0	1	2																						
2 Jhonny Peralta, R (1, 6) OBP: 0.248, SLG: 0.317	K	1B	1B	1B	1B		G5-3			4	0	2	0	0	1	1																						
John McDonald, R (1, 4) OBP: 0.277, SLG: 0.312	1B	1B	F8	G4-3			G6-3			4	1	1	1	0	0	3																						
Inning Stats	R: 1 E: 0 K: 1 S: 10	H: 1 LOB: 0 BB: 0 P: 17	R: 5 E: 0 K: 2 S: 29	H: 6 LOB: 2 BB: 1 P: 45	R: 1 E: 0 K: 1 S: 11	H: 3 LOB: 2 BB: 0 P: 17	R: 3 E: 0 K: 1 S: 17	H: 4 LOB: 1 BB: 0 P: 29	R: 0 E: 0 K: 1 S: 5	H: 0 LOB: 0 BB: 0 P: 10	R: 0 E: 0 K: 2 S: 11	H: 1 LOB: 1 BB: 0 P: 16	R: 0 E: 0 K: 0 S: 5	H: 0 LOB: 0 BB: 0 P: 6	R: 0 E: 0 K: 2 S: 12	H: 0 LOB: 0 BB: 0 P: 15	1B: 11 2B: 2 3B: 0 HR: 2	SF: 0 SAC: 0 DP: 0 HBP: 1	WP: 0 PB: 0 SB: 2 CS: 0	PA: 40																		
PITCHER	IP	WLS	BF	H	R	ER	SO	BB	IBB	HBP	BLK	WP	HR	S	P	ERA	WHIP	PITCHER				IP	WLS	BF	H	R	ER	SO	BB	IBB	HBP	BLK	WP	HR	S	P	ERA	WHIP
Joel Pineiro, R (1, 1) ERA: 3.38	2.2	L	19	10	7	7	4	1	0	0	0	0	1	49	77	23.62	4.125																					
Aaron Loper, R (3, 1) ERA: 8.1	2.1		11	4	3	3	2	0	0	1	0	0	1	23	41	11.57	1.714																					
40 Julio Mateo, R (6, 1) ERA: 2.95	2.0		7	1	0	0	2	0	0	0	0	0	0	16	22	0.00	0.500																					
Rafael Soriano, R (8, 1) ERA: 1.57	1.0		3	0	0	0	2	0	0	0	0	0	0	12	15	0.00	0.000																					

AB	38
R	10
H	15
RBI	10
BB	1
SO	10
LOB	12



Batter	1	2	3	4	5	6	7	8	9	AB	R	H	RBI	BB	SO	LOB	TOP										
51 Ichiro Suzuki, L (1, 9) OBP: 0.376, SLG: 0.459	G5-3		K					G3		4	0	1	0	0	1	0	Seattle Mariners @ Cleveland Indians Jacobs Field, Cleveland, OH Thu Aug 07 2003, 7:05 PM EDT Att: 21,141 - Cloudy - 78 F										
Rey Sanchez, R (1, 6) OBP: 0.283, SLG: 0.253	FC6-4 1B						L7		G6-3	4	0	2	0	0	0	1											
Bret Boone, R (1, 4) OBP: 0.368, SLG: 0.578	F7		F9					F7	4	0	0	0	0	1	2												
Edgar Martinez, R (1, 10) OBP: 0.414, SLG: 0.519	FC6-4 1-2							F7	3	0	1	0	1	0	1												
John Olerud, L (1, 3) OBP: 0.378, SLG: 0.417		1B 2B						FC6-4 1B	3	0	1	0	0	1	1												
Mike Cameron, R (1, 8) OBP: 0.355, SLG: 0.473								FC6-4 1B	3	0	1	0	1	0	2												
Randy Winn, S (1, 7) OBP: 0.333, SLG: 0.402								FC6-4 1B	4	0	1	0	0	1	5												
Dan Wilson, R (1, 2) OBP: 0.284, SLG: 0.332 John Mabry, L (9, PH) OBP: 0.355, SLG: 0.324	G4-6-3 1-2							G3 1B	3	0	0	0	0	1	2												
16 Willie Bloomquist, R (1, 5) OBP: 0.312, SLG: 0.316								G3	1	0	0	0	0	0	1												
								K	4	0	0	0	0	1	1												
Inning Stats	R: 0 E: 0 K: 0 S: 8	H: 1 LOB: 1 BB: 0 P: 9	R: 0 E: 0 K: 1 S: 8	H: 2 LOB: 1 BB: 0 P: 11	R: 0 E: 0 K: 1 S: 9	H: 1 LOB: 1 BB: 0 P: 12	R: 0 E: 0 K: 1 S: 11	H: 0 LOB: 0 BB: 1 P: 18	R: 0 E: 0 K: 1 S: 8	H: 0 LOB: 1 BB: 0 P: 11	R: 0 E: 0 K: 1 S: 7	H: 0 LOB: 0 BB: 1 P: 13	R: 0 E: 0 K: 0 S: 5	H: 0 LOB: 0 BB: 0 P: 9	R: 0 E: 0 K: 0 S: 7	H: 1 LOB: 1 BB: 0 P: 10	R: 0 E: 0 K: 1 S: 11	H: 1 LOB: 1 BB: 0 P: 19	1B: 6 2B: 1 3B: 0 HR: 0	SF: 0 SAC: 0 DP: 1 HBP: 1	WP: 0 PB: 0 SB: 1 CS: 0	PA: 36					
PITCHER	IP	WLS	BF	H	R	ER	SO	BB	IBB	HBP	BLK	WP	HR	S	P	ERA	WHIP										
Billy Traber, L (1, 1) ERA: 4.33	7.0	W	28	5	0	0	5	2	0	1	0	0	0	56	83	0.00	1.000										
David Riske, R (8, 1) ERA: 2.52	1.0	H	4	1	0	0	0	0	0	0	0	0	0	7	10	0.00	1.000										
Danys Baez, R (9, 1) ERA: 3.19	1.0	S	4	1	0	0	1	0	0	0	0	0	0	11	19	0.00	1.000										

Batter	1	2	3	4	5	6	7	8	9	AB	R	H	RBI	BB	SO	LOB	BOTTOM										
Coco Crisp, S (1, 7) OBP: 0.320, SLG: 0.377	G6-3		K					G6-3		4	0	0	0	0	2	1	Seattle Mariners @ Cleveland Indians Jacobs Field, Cleveland, OH Thu Aug 07 2003, 7:05 PM EDT Att: 21,141 - Cloudy - 78 F										
Jody Gerut, L (1, 9) OBP: 0.319, SLG: 0.490	G4-3							F9		4	1	1	1	0	0	0											
Milton Bradley, S (1, 8) OBP: 0.430, SLG: 0.514								E1 1B		4	1	2	0	0	1	0											
Ben Broussard, L (1, 3) OBP: 0.321, SLG: 0.446	K							1B		4	0	1	1	0	1	1											
Casey Blake, R (1, 5) OBP: 0.322, SLG: 0.427								1B		4	0	0	0	0	3	1											
48 Travis Hafner, L (1, 10) OBP: 0.305, SLG: 0.464	G6-3							K		3	1	2	1	0	0	0											
41 Victor Martinez, S (1, 2) OBP: 0.293, SLG: 0.272								1B		3	0	1	0	0	0	0											
2 Jhonny Peralta, R (1, 6) OBP: 0.260, SLG: 0.327								1B		3	0	1	0	0	1	2											
John McDonald, R (1, 4) OBP: 0.273, SLG: 0.307								1B		3	0	0	0	0	1	3											
								K		3	0	0	0	0	1	3											
Inning Stats	R: 0 E: 0 K: 1 S: 13	H: 1 LOB: 0 BB: 0 P: 21	R: 0 E: 0 K: 1 S: 11	H: 0 LOB: 0 BB: 0 P: 17	R: 0 E: 0 K: 2 S: 10	H: 0 LOB: 0 BB: 0 P: 16	R: 1 E: 0 K: 1 S: 6	H: 1 LOB: 0 BB: 0 P: 13	R: 1 E: 0 K: 1 S: 15	H: 2 LOB: 1 BB: 0 P: 26	R: 0 E: 0 K: 0 S: 6	H: 0 LOB: 0 BB: 0 P: 9	R: 0 E: 0 K: 2 S: 11	H: 2 LOB: 2 BB: 0 P: 17	R: 1 E: 1 K: 1 S: 9	H: 2 LOB: 1 BB: 0 P: 12	1B: 5 2B: 1 3B: 0 HR: 2	SF: 0 SAC: 0 DP: 0 HBP: 0	WP: 0 PB: 0 SB: 1 CS: 0	PA: 32							
PITCHER	IP	WLS	BF	H	R	ER	SO	BB	IBB	HBP	BLK	WP	HR	S	P	ERA	WHIP										
Freddy Garcia, R (1, 1) ERA: 5.45	6.1	L	25	6	2	2	7	0	0	0	0	0	0	9	14	0.00	0.750										
40 Julio Mateo, R (7, 1) ERA: 2.89	1.1		5	1	1	0	1	0	0	0	0	0	0	6	8	0.00	3.000										
Arthur Rhodes, L (8, 1) ERA: 4.19	0.1		2	1	0	0	1	0	0	0	0	0	0	6	8	0.00	3.000										



Batter	1	2	3	4	5	6	7	8	9	AB	R	H	RBI	BB	SO	LOB	TOP
David Eckstein, R (1, 6) OBP: 0.330, SLG: 0.332	G1-3			G4-3		CS	G5-4-3 1B		FC5-4 16 HR 1B	4	1	2	0	0	0	0	
Jeff DaVanon, S (1, 8) OBP: 0.350, SLG: 0.479	G6-4-3 1B			G6-3			G5-4-3 1-2		FC5-4 1B	3	0	1	0	1	0	1	
Tim Salmon, R (1, 9) OBP: 0.373, SLG: 0.475	G6-4-3								FC5-4 1B	3	0	0	0	0	1	3	
Eric Owens, R (9, PR) OBP: 0.236, SLG: 0.257	G6-4-3 1-2			K					FC5-4 16 HR 1-2 2-3	0	1	0	0	0	0	0	
16 Garret Anderson, L (1, 7) OBP: 0.347, SLG: 0.588		G3			K				1-H 3-H HR	4	1	1	3	0	1	1	
Scott Spiezio, S (1, 3) OBP: 0.316, SLG: 0.430		P3			P3				39 2B 1B	4	1	2	0	0	0	0	
39 Robb Quinlan, R (1, 10) OBP: 0.429, SLG: 0.485		G1-3			P3				1B 2B	4	1	1	1	0	0	1	
Adam Kennedy, L (1, 4) OBP: 0.331, SLG: 0.393				F7					2B 1B	4	0	2	1	0	0	1	
José Molina, R (1, 2) OBP: 0.213, SLG: 0.267				G4-3		SH3 1B			2-H 1B	1	0	0	0	0	0	0	
Shawn Wooten, R (8, PH) OBP: 0.319, SLG: 0.375				G4-3		SH3			G5-3	2	0	0	0	0	1	2	
Alfredo Amezaga, S (1, 5) OBP: 0.319, SLG: 0.375				G6-3		K			F8	3	0	0	0	0	1	1	
Inning Stats	R: 0 E: 0 K: 0 S: 8	H: 1 LOB: 0 BB: 0 P: 12	R: 0 E: 0 K: 0 S: 5	H: 0 LOB: 0 BB: 0 P: 6	R: 0 E: 0 K: 0 S: 8	H: 0 LOB: 0 BB: 0 P: 14	R: 0 E: 0 K: 1 S: 9	H: 0 LOB: 0 BB: 0 P: 12	R: 0 E: 0 K: 1 S: 11	H: 1 LOB: 1 BB: 0 P: 13	R: 0 E: 0 K: 0 S: 8	H: 1 LOB: 1 BB: 0 P: 11	R: 5 E: 0 K: 0 S: 26	H: 5 LOB: 1 BB: 1 P: 39	1B: 6 2B: 2 3B: 0 HR: 1	SF: 0 SAC: 1 DP: 2 HBP: 1	WP: 0 PA: 36 PB: 0 SB: 0 CS: 1
PITCHER	IP WLS BF H R ER SO BB IBB HBP BLK WP HR S P ERA WHIP																
Jason Davis, R (1, 1) ERA: 4.75	8.2 L 32 7 4 4 4 1 0 1 0 0 1 87 123 4.15 0.923																
Jason Boyd, R (9, 1) ERA: 4.57	0.1 3 2 1 1 0 0 0 0 0 0 0 7 11 27.00 6.000																

Anaheim Angels @ Cleveland Indians
Jacobs Field, Cleveland, OH
Fri Aug 08 2003, 7:05 PM EDT
Att: 26,175 - Cloudy - 75 F

AB 32
R 5
H 9
RBI 5
BB 1
SO 4
LOB 10



Batter	1	2	3	4	5	6	7	8	9	AB	R	H	RBI	BB	SO	LOB	BOTTOM				
Coco Crisp, S (1, 7) OBP: 0.323, SLG: 0.390	B3			F8		BB		CS	HR	3	1	1	1	1	0	0					
Jody Gerut, L (1, 10) OBP: 0.315, SLG: 0.483	P4			F9		K			G3	4	0	0	0	0	1	1					
Milton Bradley, S (1, 8) OBP: 0.426, SLG: 0.508	G5-3			G4-3		K			F7	4	0	0	0	0	1	1					
Ryan Ludwick, R (1, 9) OBP: 0.260, SLG: 0.366		K		K		K			K	4	0	0	0	0	4	0					
Casey Blake, R (1, 5) OBP: 0.322, SLG: 0.429		48 1B 2B		G5-3		P6			P6	3	1	1	0	0	0	0					
48 Travis Hafner, L (1, 3) OBP: 0.306, SLG: 0.462						G4-3			P5	3	0	1	1	0	0	0					
Ben Broussard, L (8, 3) OBP: 0.321, SLG: 0.446		2-H 1B				G4-3			P5	0	0	0	0	0	0	0					
41 Victor Martinez, S (1, 2) ERA: 4.51						G6-3			CS 1B	3	0	1	0	0	1	1					
Zach Sorensen, S (6, PR) OBP: 0.275, SLG: 0.265						G6-3			CS 1B	0	0	0	0	0	0	0					
Tim Laker, R (9, 2) OBP: 0.278, SLG: 0.391						G6-3			CS 1B	0	0	0	0	0	0	0					
2 Jhonny Peralta, R (1, 6) OBP: 0.252, SLG: 0.321						F7			K	2	0	0	0	1	1	2					
John McDonald, R (1, 4) OBP: 0.268, SLG: 0.302						F8			F9	3	0	0	0	0	0	1					
Inning Stats	R: 0 E: 0 K: 0 S: 6	H: 2 LOB: 1 BB: 0 P: 18	R: 1 E: 0 K: 2 S: 14	H: 2 LOB: 1 BB: 0 P: 18	R: 0 E: 0 K: 0 S: 5	H: 0 LOB: 0 BB: 0 P: 7	R: 0 E: 0 K: 1 S: 9	H: 0 LOB: 0 BB: 0 P: 14	R: 0 E: 0 K: 0 S: 7	H: 0 LOB: 1 BB: 1 P: 15	R: 0 E: 0 K: 2 S: 10	H: 0 LOB: 0 BB: 1 P: 18	R: 0 E: 0 K: 1 S: 7	H: 0 LOB: 0 BB: 0 P: 10	R: 0 E: 0 K: 1 S: 10	H: 1 LOB: 1 BB: 0 P: 12	R: 1 E: 0 K: 1 S: 8	H: 1 LOB: 0 BB: 0 P: 14	1B: 2 2B: 1 3B: 0 HR: 1	SF: 0 SAC: 0 DP: 0 HBP: 0	WP: 0 PA: 33 PB: 0 SB: 0 CS: 2
PITCHER	IP WLS BF H R ER SO BB IBB HBP BLK WP HR S P ERA WHIP																				
Jarrod Washburn, L (1, 1) ERA: 4.51	8.0 W 27 3 1 1 1 7 2 0 0 0 0 0 1 68 104 1.12 0.625																				
Brendan Donnelly, R (9, 1) ERA: 0.97	1.0 4 1 1 1 1 0 0 0 0 0 0 1 8 14 9.00 1.000																				

Anaheim Angels @ Cleveland Indians
Jacobs Field, Cleveland, OH
Fri Aug 08 2003, 7:05 PM EDT
Att: 26,175 - Cloudy - 75 F

AB 29
R 2
H 4
RBI 2
BB 2
SO 8
LOB 6



Batter	1	2	3	4	5	6	7	8	9	AB	R	H	RBI	BB	SO	LOB	TOP		
David Eckstein, R (1, 6) OBP: 0.327, SLG: 0.327										3	0	1	0	1	1	1	Anaheim Angels @ Cleveland Indians Jacobs Field, Cleveland, OH Sun Aug 10 2003, 1:05 PM EDT Att: 23,576 - Cloudy - 73 F		
9 Chone Figgins, S (1, 8) OBP: 0.308, SLG: 0.300										3	0	1	0	1	0	0			
16 Garret Anderson, L (1, 7) OBP: 0.345, SLG: 0.581										4	0	1	0	0	0	4			
Scott Spiezio, S (1, 5) OBP: 0.320, SLG: 0.431										4	0	1	0	0	1	4			
39 Robb Quinlan, R (1, 3) OBP: 0.417, SLG: 0.477										3	0	1	0	1	1	2			
Bengie Molina, R (1, 2)										4	0	0	0	0	1	4			
Shawn Wooten, R (1, 10) OBP: 0.316, SLG: 0.366										4	0	1	0	0	2	0			
Adam Kennedy, L (1, 4) OBP: 0.330, SLG: 0.390										4	0	1	0	0	1	1			
Eric Owens, R (1, 9) OBP: 0.246, SLG: 0.261										2	1	1	0	1	0	0			
Jeff DaVanon, S (9, PH) OBP: 0.343, SLG: 0.467										1	0	0	0	0	1	0			
Inning Stats	R: 0 E: 0 K: 2 S: 11	H: 0 LOB: 2 BB: 2 P: 21	R: 0 E: 0 K: 2 S: 14	H: 1 LOB: 0 BB: 0 P: 18	R: 1 E: 0 K: 0 S: 7	H: 2 LOB: 1 BB: 1 P: 14	R: 0 E: 0 K: 1 S: 10	H: 0 LOB: 0 BB: 0 P: 12	R: 0 E: 0 K: 0 S: 14	H: 1 LOB: 2 BB: 1 P: 19	R: 0 E: 0 K: 0 S: 9	H: 2 LOB: 1 BB: 0 P: 13	R: 0 E: 0 K: 0 S: 13	H: 2 LOB: 2 BB: 0 P: 21	R: 0 E: 0 K: 1 S: 11	H: 0 LOB: 0 BB: 0 P: 15	1B: 8 2B: 0 3B: 0 HR: 0	SF: 0 SAC: 0 DP: 2 HBP: 0	WP: 0 PA: 37 PB: 0 SB: 0 CS: 1
PITCHER	IP WLS BF H R ER SO BB IBB HBP BLK WP HR S P ERA WHIP																		
CC Sabathia, L (1, 1) ERA: 3.48	5.2 W 23 4 1 1 7 4 0 0 0 0 0 0 64 94 1.59 1.412																		
Jack Cressend, R (6, 1) ERA: 0.84	2.0 H 9 4 0 0 0 0 0 0 0 0 0 0 22 34 0.00 2.000																		
63 Rafael Betancourt, R (8, 1) ERA: 1.58	1.1 S 4 0 0 0 1 0 0 0 0 0 0 0 0 13 17 0.00 0.000																		

Batter	1	2	3	4	5	6	7	8	9	AB	R	H	RBI	BB	SO	LOB	BOTTOM		
Coco Crisp, S (1, 8) OBP: 0.317, SLG: 0.378										4	1	0	0	0	1	3	Anaheim Angels @ Cleveland Indians Jacobs Field, Cleveland, OH Sun Aug 10 2003, 1:05 PM EDT Att: 23,576 - Cloudy - 73 F		
56 Angel Santos, S (1, 4) OBP: 0.291, SLG: 0.591										3	0	0	1	1	1	2			
Jody Gerut, L (1, 9) OBP: 0.320, SLG: 0.479										4	0	2	2	0	1	1			
Ben Broussard, L (1, 3) OBP: 0.318, SLG: 0.434										3	0	0	0	0	0	2			
Ryan Ludwick, R (1, 7) OBP: 0.271, SLG: 0.372										2	0	0	0	1	1	0			
48 Travis Hafner, L (1, 10) OBP: 0.304, SLG: 0.452										3	0	0	0	0	1	1			
Tim Laker, R (1, 2) OBP: 0.286, SLG: 0.391										2	0	1	0	1	0	0			
2 Jhonny Peralta, R (1, 5) OBP: 0.270, SLG: 0.328										2	1	1	0	0	1	1			
Casey Blake, R (9, 5) OBP: 0.318, SLG: 0.426										0	0	0	0	0	0	0			
John McDonald, R (1, 6) OBP: 0.260, SLG: 0.292										2	1	0	0	0	1	1			
Inning Stats	R: 0 E: 0 K: 2 S: 9	H: 0 LOB: 0 BB: 0 P: 11	R: 0 E: 0 K: 1 S: 7	H: 0 LOB: 0 BB: 0 P: 13	R: 3 E: 1 K: 0 S: 13	H: 1 LOB: 1 BB: 1 P: 26	R: 0 E: 0 K: 2 S: 11	H: 1 LOB: 1 BB: 0 P: 18	R: 0 E: 0 K: 1 S: 6	H: 0 LOB: 0 BB: 0 P: 8	R: 0 E: 0 K: 0 S: 8	H: 1 LOB: 1 BB: 1 P: 16	R: 0 E: 0 K: 0 S: 5	H: 1 LOB: 0 BB: 0 P: 7	R: 0 E: 0 K: 1 S: 8	H: 0 LOB: 0 BB: 1 P: 16	1B: 2 2B: 3 3B: 0 HR: 0	SF: 0 SAC: 1 DP: 1 HBP: 1	WP: 0 PA: 31 PB: 0 SB: 0 CS: 1
PITCHER	IP WLS BF H R ER SO BB IBB HBP BLK WP HR S P ERA WHIP																		
41 John Lackey, R (1, 1) ERA: 5.34	7.0 L 27 4 3 0 6 2 0 0 1 0 0 0 8 16 0.00 0.857																		
Gary Glover, R (8, 1) ERA: 4.43	1.0 3 0 0 0 1 1 0 0 0 0 0 0 8 16 0.00 1.000																		

Batter	1	2	3	4	5	6	7	8	9	AB	R	H	RBI	BB	SO	LOB	TOP			
Coco Crisp, S OBP: 0.316, SLG: 0.376 (1, 8)	F7		G3			1B		F7		4	0	1	0	0	0	2	Cleveland Indians @ Minnesota Twins Hubert H. Humphrey Metrodome, Minneapolis, MN Mon Aug 11 2003, 8:05 PM EDT Att: 23,291 - Dome - 72 F livebaseballscorecards.com			
Casey Blake, R OBP: 0.316, SLG: 0.424 (1, 5)	G6-3			1B	G6-4-3	F9		K		4	1	1	0	0	1	2				
Jody Gerut, L OBP: 0.325, SLG: 0.486 (1, 7)	F7				G6-4-3	1B				4	1	3	0	0	0	0				
Ben Broussard, L OBP: 0.317, SLG: 0.435 (1, 3)		F7			G6-4-3	G1-3			2B	4	1	1	1	0	0	2				
Ryan Ludwick, R OBP: 0.270, SLG: 0.366 (1, 9)	K						F8			4	0	1	0	0	1	0				
48 Travis Hafner, L OBP: 0.297, SLG: 0.441 (1, 10)	G3						F7		G4-6-3	4	0	0	0	0	0	1				
Josh Bard, S OBP: 0.270, SLG: 0.304 (1, 2)			G5-3				K			4	0	0	0	0	3	0				
2 Jhonny Peralta, R OBP: 0.279, SLG: 0.331 (1, 6)			P3				1B		BB	2	0	1	0	1	0	0				
John McDonald, R OBP: 0.261, SLG: 0.289 (1, 4)					F9			F9		2	0	0	0	1	0	2				
Inning Stats	R: 0 E: 0 K: 0 S: 8	H: 0 LOB: 0 BB: 0 P: 14	R: 0 E: 0 K: 1 S: 10	H: 0 LOB: 0 BB: 0 P: 13	R: 0 E: 0 K: 0 S: 10	H: 0 LOB: 1 BB: 1 P: 14	R: 1 E: 0 K: 0 S: 7	H: 2 LOB: 0 BB: 0 P: 10	R: 0 E: 0 K: 1 S: 8	H: 1 LOB: 1 BB: 0 P: 12	R: 0 E: 0 K: 1 S: 8	H: 0 LOB: 0 BB: 0 P: 12	R: 0 E: 0 K: 1 S: 9	H: 0 LOB: 1 BB: 1 P: 15	R: 2 E: 0 K: 1 S: 9	H: 3 LOB: 0 BB: 0 P: 12	1B: 6 2B: 2 3B: 0 HR: 0	SF: 0 SAC: 0 DP: 2 HBP: 0	WP: 0 PB: 0 SB: 0 CS: 0	PA: 34
PITCHER	IP	WLS	BF	H	R	ER	SO	BB	IBB	HBP	BLK	WP	HR	S	P	ERA	WHIP			
Kyle Lohse, R ERA: 4.97 (1, 1)	8.0	W	31	7	3	3	4	2	0	0	0	0	0	71	104	3.38	1.125			
LaTroy Hawkins, R ERA: 2.33 (9, 1)	1.0	S	3	1	0	0	1	0	0	0	0	0	0	6	8	0.00	1.000			

Batter	1	2	3	4	5	6	7	8	9	AB	R	H	RBI	BB	SO	LOB	BOTTOM			
Shannon Stewart, R OBP: 0.372, SLG: 0.480 (1, 7)	G5-3		L9		G5-3		G5-3			3	0	0	0	0	0	1	Cleveland Indians @ Minnesota Twins Hubert H. Humphrey Metrodome, Minneapolis, MN Mon Aug 11 2003, 8:05 PM EDT Att: 23,291 - Dome - 72 F livebaseballscorecards.com			
Luis Rivas, R OBP: 0.320, SLG: 0.376 (1, 4)	G6-3		1B		K		G5-3			4	1	1	2	0	1	1				
Doug Mientkiewicz, L OBP: 0.386, SLG: 0.469 (1, 3)	G6-3		G4-3		2B		F7			4	0	1	0	0	0	1				
Corey Koskie, L OBP: 0.395, SLG: 0.499 (1, 5)		G4-3	2B		2-5	G6-3	K			4	0	1	0	0	1	1				
Jacque Jones, L OBP: 0.332, SLG: 0.460 Michael Restovich, R OBP: 0.463, SLG: 0.531 (8, PR)		G1-3	BB			G4-3		2B		3	0	1	0	1	0	0				
Torii Hunter, R OBP: 0.314, SLG: 0.449 (1, 8)		2B	FC5-4			2B		K		3	1	1	0	0	1	3				
A.J. Pierzynski, L OBP: 0.339, SLG: 0.457 (1, 2)	L4				G3		1B			4	1	1	1	0	0	2				
Dustan Mohr, R OBP: 0.325, SLG: 0.421 (1, 9)			1B		K		2B			4	1	3	1	0	1	0				
Cristian Guzman, S OBP: 0.290, SLG: 0.337 (1, 6)			HR		G4-3		K		F7	4	1	1	1	0	1	4				
Inning Stats	R: 0 E: 0 K: 0 S: 6	H: 1 LOB: 1 BB: 0 P: 8	R: 3 E: 0 K: 0 S: 12	H: 4 LOB: 2 BB: 1 P: 18	R: 0 E: 0 K: 1 S: 11	H: 0 LOB: 0 BB: 0 P: 15	R: 0 E: 0 K: 1 S: 7	H: 1 LOB: 1 BB: 0 P: 13	R: 2 E: 0 K: 1 S: 15	H: 2 LOB: 1 BB: 0 P: 23	R: 0 E: 0 K: 1 S: 10	H: 0 LOB: 1 BB: 0 P: 15	R: 0 E: 0 K: 1 S: 15	H: 2 LOB: 3 BB: 0 P: 19	R: 0 E: 0 K: 1 S: 15	H: 2 LOB: 3 BB: 0 P: 19	1B: 3 2B: 6 3B: 0 HR: 1	SF: 0 SAC: 0 DP: 0 HBP: 2	WP: 1 PB: 0 SB: 1 CS: 0	PA: 36
PITCHER	IP	WLS	BF	H	R	ER	SO	BB	IBB	HBP	BLK	WP	HR	S	P	ERA	WHIP			
37 Jake Westbrook, R ERA: 4.77 (1, 1)	6.0	L	28	8	5	5	3	1	0	1	0	0	0	25	34	0.00	1.000			
Terry Mulholland, L ERA: 4.4 (7, 1)	2.0		9	2	0	0	2	0	0	1	0	0	0	25	34	0.00	1.000			



Batter	1	2	3	4	5	6	7	8	9	AB	R	H	RBI	BB	SO	LOB	TOP					
Coco Crisp, S OBP: 0.318, SLG: 0.374 (1, 8)										4	1	1	0	1	1	0	Cleveland Indians @ Minnesota Twins Hubert H. Humphrey Metrodome, Minneapolis, MN Tue Aug 12 2003, 8:05 PM EDT Att: 25,834 - Dome - 72 F AB 39 R 9 H 15 RBI 9 BB 3 SO 5 LOB 13 					
Casey Blake, R OBP: 0.319, SLG: 0.431 (1, 5)										5	1	2	1	0	1	1						
Jody Gerut, L OBP: 0.329, SLG: 0.486 (1, 7)										4	1	2	0	1	0	2						
Ben Broussard, L OBP: 0.318, SLG: 0.438 (1, 3)										5	1	2	1	0	0	2						
Ryan Ludwick, R OBP: 0.287, SLG: 0.442 (1, 9)										4	3	2	3	1	1	2						
48 Travis Hafner, L OBP: 0.305, SLG: 0.457 (1, 10)										5	1	3	2	0	1	2						
Josh Bard, S OBP: 0.266, SLG: 0.298 (1, 2)										4	0	0	0	0	0	2						
2 Johnny Peralta, R OBP: 0.286, SLG: 0.336 (1, 6)										4	0	2	1	0	1	1						
56 Angel Santos, S OBP: 0.259, SLG: 0.654 (1, 4)										4	1	1	1	0	0	1						
Inning Stats	R: 0 E: 0 K: 2 S: 8	H: 0 LOB: 0 BB: 0 P: 10	R: 2 E: 0 K: 0 S: 11	H: 3 LOB: 1 BB: 1 P: 20	R: 0 E: 0 K: 0 S: 8	H: 1 LOB: 1 BB: 0 P: 12	R: 1 E: 0 K: 1 S: 9	H: 2 LOB: 0 BB: 0 P: 16	R: 0 E: 0 K: 0 S: 5	H: 2 LOB: 1 BB: 0 P: 7	R: 1 E: 0 K: 1 S: 11	H: 2 LOB: 1 BB: 0 P: 17	R: 4 E: 0 K: 0 S: 16	H: 3 LOB: 0 BB: 1 P: 29	R: 0 E: 0 K: 0 S: 10	H: 0 LOB: 0 BB: 0 P: 17	R: 1 E: 0 K: 1 S: 19	H: 2 LOB: 2 BB: 1 P: 30	1B: 8 2B: 3 3B: 0 HR: 4	SF: 0 SAC: 0 DP: 1 HBP: 0	WP: 1 PB: 1 SB: 0 CS: 0	PA: 43
PITCHER	IP WLS BF H R ER SO BB IBB HBP BLK WP HR S P ERA WHIP																					
Joe Mays, R (1, 1) ERA: 6.38	5.0		21	8	3	3	3	1	0	0	0	0	1	0	41	65	5.40	1.800				
James Baldwin, R (6, 1) ERA: 3.95	1.1	L	8	4	3	3	1	0	0	0	0	0	0	3	19	31	20.25	3.000				
J.C. Romero, L (7, 1) ERA: 4.89	1.2		7	1	2	2	0	1	0	0	0	0	0	1	18	32	10.80	1.200				
Juan Rincon, R (9, 1) ERA: 3.56	1.0		6	2	1	1	1	1	0	0	0	0	0	0	19	30	9.00	3.000				

Batter	1	2	3	4	5	6	7	8	9	AB	R	H	RBI	BB	SO	LOB	BOTTOM					
Shannon Stewart, R OBP: 0.374, SLG: 0.484 (1, 7)										5	1	3	0	0	2	4	Cleveland Indians @ Minnesota Twins Hubert H. Humphrey Metrodome, Minneapolis, MN Tue Aug 12 2003, 8:05 PM EDT Att: 25,834 - Dome - 72 F AB 35 R 6 H 9 RBI 4 BB 5 SO 11 LOB 19 					
Luis Rivas, R OBP: 0.316, SLG: 0.372 (1, 4)										4	0	0	0	0	1	4						
Jacque Jones, L (9, PH) OBP: 0.333, SLG: 0.460										0	0	0	0	1	0	0						
Chris Gomez, R (9, PR) OBP: 0.280, SLG: 0.344										0	0	0	0	0	0	0						
Doug Mientkiewicz, L OBP: 0.383, SLG: 0.465 (1, 3)										5	0	1	2	0	2	2						
Corey Koskie, L OBP: 0.395, SLG: 0.496 (1, 5)										4	1	1	0	1	0	3						
Matthew LeCroy, R OBP: 0.322, SLG: 0.491 (1, 2)										4	1	1	2	0	1	1						
A.J. Pierzynski, L (9, PH) OBP: 0.338, SLG: 0.456										1	0	0	0	0	1	2						
Torii Hunter, R OBP: 0.314, SLG: 0.446 (1, 8)										3	0	0	0	1	0	0						
Michael Restovich, R OBP: 0.487, SLG: 0.514 (1, 10)										3	0	1	0	0	2	0						
Dustan Mohr, R OBP: 0.324, SLG: 0.417 (1, 9)										3	1	0	0	1	2	3						
Cristian Guzman, S OBP: 0.293, SLG: 0.338 (1, 6)										2	1	1	0	1	0	0						
Michael Ryan, L (9, PH) OBP: 1.000, SLG: 1.000										1	1	1	0	0	0	0						
Inning Stats	R: 0 E: 0 K: 1 S: 7	H: 1 LOB: 0 BB: 0 P: 12	R: 0 E: 0 K: 1 S: 19	H: 1 LOB: 2 BB: 1 P: 30	R: 2 E: 1 K: 1 S: 20	H: 3 LOB: 1 BB: 0 P: 32	R: 0 E: 0 K: 1 S: 13	H: 0 LOB: 2 BB: 1 P: 19	R: 2 E: 0 K: 2 S: 9	H: 1 LOB: 0 BB: 0 P: 10	R: 0 E: 0 K: 0 S: 13	H: 1 LOB: 1 BB: 0 P: 20	R: 0 E: 0 K: 2 S: 10	H: 0 LOB: 0 BB: 0 P: 15	R: 2 E: 0 K: 2 S: 28	H: 2 LOB: 2 BB: 2 P: 46	1B: 7 2B: 1 3B: 0 HR: 1	SF: 0 SAC: 0 DP: 0 HBP: 1	WP: 0 PB: 1 SB: 1 CS: 1	PA: 42		
PITCHER	IP WLS BF H R ER SO BB IBB HBP BLK WP HR S P ERA WHIP																					
Billy Traber, L (1, 1) ERA: 4.38	3.0		14	5	2	2	3	1	0	0	0	0	0	1	27	43	9.00	1.500				
Jason Boyd, R (4, 1) ERA: 4.5	2.0		10	1	2	2	2	2	0	1	0	0	0	0	22	30	0.00	0.500				
63 Rafael Betancourt, R (6, 1) ERA: 1.35	2.0	W	7	1	0	0	2	0	0	0	0	0	0	0	10	15	0.00	0.000				
David Riske, R (8, 1) ERA: 2.48	1.0		3	0	0	0	2	0	0	0	0	0	0	0	10	15	0.00	0.000				
Danyal Baez, R (9, 1) ERA: 3.65	1.0		7	2	2	2	2	2	0	0	0	0	0	0	28	46	18.00	4.000				

Batter	1	2	3	4	5	6	7	8	9	10	11	12	13	14	AB	R	H	RBI	BB	SO	LOB	TOP
Coco Crisp, S OBP: 0.369, SLG: 0.363 (1, 8)															7	0	0	0	0	1	4	
Casey Blake, R OBP: 0.317, SLG: 0.427 (1, 5)															6	1	1	0	0	3	0	
Jody Gerut, L OBP: 0.329, SLG: 0.483 (1, 7)															6	1	2	0	0	0	0	
Ryan Ludwick, R OBP: 0.280, SLG: 0.424 (1, 9)															6	1	1	1	0	3	1	
Ben Broussard, L OBP: 0.323, SLG: 0.445 (1, 3)															5	0	3	0	0	1	0	
Tim Laker, R OBP: 0.285, SLG: 0.380 (1, 2)															4	1	0	0	1	1	2	
48 Travis Hafner, L OBP: 0.301, SLG: 0.444 (1, 10)															5	1	0	1	0	4	2	
2 Jhonny Peralta, R OBP: 0.295, SLG: 0.338 (1, 6)															5	0	2	1	1	2	2	
John McDonald, R OBP: 0.293, SLG: 0.292 (1, 4)															5	0	1	1	1	0	2	
Inning Stats	R: 0 E: 0 K: 2 S: 12	H: 1 LOB: 1 BB: 0 P: 15	R: 0 E: 0 K: 2 S: 11	H: 1 LOB: 1 BB: 0 P: 15	R: 0 E: 0 K: 1 S: 7	H: 0 LOB: 0 BB: 0 P: 9	R: 0 E: 0 K: 1 S: 9	H: 0 LOB: 0 BB: 0 P: 12	R: 0 E: 0 K: 1 S: 11	H: 0 LOB: 0 BB: 0 P: 12	R: 0 E: 0 K: 0 S: 8	H: 0 LOB: 0 BB: 0 P: 14	R: 0 E: 0 K: 2 S: 16	H: 0 LOB: 0 BB: 0 P: 22	R: 0 E: 0 K: 1 S: 15	H: 0 LOB: 2 BB: 1 P: 22	R: 5 E: 1 K: 0 S: 17	H: 4 LOB: 1 BB: 1 P: 31	1B: 8 2B: 2 3B: 0 HR: 0	SF: 0 SAC: 2 DP: 1 HBP: 1	WP: 0 PB: 0 SB: 2 CS: 0	PA: 55
PITCHER	IP	WLS	BF	H	R	ER	SO	BB	IBB	HBP	BLK	WP	HR	S	P	ERA	WHIP					
Johan Santana, L ERA: 2.96 (1, 1)	8.0		28	4	0	0	6					0	0	74	111	0.00	0.625					
LaTroy Hawkins, R ERA: 2.25 (9, 1)	2.0		7	1	0	0	4					0	0	24	33	0.00	0.500					
Eddie Guardado, L ERA: 3.31 (11, 1)	2.0		6	0	0	0	1					0	0	14	23	0.00	0.000					
Juan Rincon, R ERA: 3.92 (13, 1)	1.0	L	8	4	3	3	2	1	0	0	0	0	0	26	39	27.00	5.000					
J.C. Romero, L ERA: 4.98 (14, 1)	1.0		6	1	2	1	0	0	1	1	0	0	0	6	14	9.00	1.000					

Cleveland Indians @ Minnesota Twins
 Hubert H. Humphrey Metrodome, Minneapolis, MN
 Wed Aug 13 2003, 8:05 PM EDT
 Att. 30,082 - Dome - 72 F


AB 49
 R 5
 H 10
 RBI 4
 BB 3
 SO 15
 LOB 13



Batter	1	2	3	4	5	6	7	8	9	10	11	12	13	14	AB	R	H	RBI	BB	SO	LOB	BOTTOM
Shannon Stewart, R OBP: 0.372, SLG: 0.480 (1, 7)															6	0	1	0	0	1	4	
Luis Rivas, R OBP: 0.314, SLG: 0.368 (1, 4)															6	0	1	0	0	0	4	
Doug Mientkiewicz, L OBP: 0.380, SLG: 0.459 (1, 3)															5	0	0	0	1	1	3	
Corey Koskie, L OBP: 0.394, SLG: 0.492 (1, 5)															5	0	1	0	1	1	3	
Jacque Jones, L OBP: 0.335, SLG: 0.460 (1, 10)															4	0	2	0	0	2	2	
Denny Hickling, S OBP: 0.293, SLG: 0.352 (9, PR)															1	0	0	0	1	0	0	
Toni Hunter, R OBP: 0.312, SLG: 0.442 (1, 8)															6	0	1	0	0	3	3	
A.J. Pierzynski, L OBP: 0.335, SLG: 0.449 (1, 2)															5	0	0	0	1	1	5	
Dustan Mohr, R ERA: 4.56 (1, 9)															2	0	0	0	0	0	1	
Michael Ryan, L OBP: 1.000, SLG: 1.500 (8, PH)															1	0	1	0	0	0	0	
Michael Restovich, R OBP: 0.438, SLG: 0.474 (9, 9)															3	0	0	0	0	2	2	
Cristian Guzman, S OBP: 0.293, SLG: 0.338 (1, 6)															3	0	1	0	0	1	0	
Inning Stats	R: 0 E: 0 K: 0 S: 6	H: 1 LOB: 0 BB: 0 P: 9	R: 0 E: 0 K: 1 S: 6	H: 0 LOB: 0 BB: 1 P: 14	R: 0 E: 0 K: 1 S: 6	H: 0 LOB: 0 BB: 1 P: 12	R: 0 E: 0 K: 1 S: 8	H: 0 LOB: 2 BB: 0 P: 18	R: 0 E: 1 K: 0 S: 13	H: 1 LOB: 1 BB: 0 P: 20	R: 0 E: 0 K: 2 S: 13	H: 1 LOB: 1 BB: 0 P: 16	R: 0 E: 0 K: 2 S: 7	H: 0 LOB: 0 BB: 0 P: 10	R: 0 E: 0 K: 0 S: 7	H: 0 LOB: 1 BB: 1 P: 9	R: 0 E: 0 K: 1 S: 10	H: 0 LOB: 1 BB: 1 P: 14	1B: 7 2B: 2 3B: 0 HR: 0	SF: 0 SAC: 2 DP: 4 HBP: 0	WP: 0 PB: 0 SB: 0 CS: 1	PA: 53
PITCHER	IP	WLS	BF	H	R	ER	SO	BB	IBB	HBP	BLK	WP	HR	S	P	ERA	WHIP					
Jason Davis, R ERA: 4.56 (1, 1)	6.0		20	2	0	0	6	2	0	0	0	0	0	48	80	0.00	0.667					
Jack Cressend, R ERA: 0.81 (7, 1)	1.0		7	3	0	0	1	0	0	0	0	0	0	12	21	0.00	3.000					
63 Rafael Betancourt, R ERA: 1.17 (8, 1)	2.0		8	1	0	0	2	1	0	0	0	0	0	24	33	0.00	1.000					
Terry Mulholland, L ERA: 4.13 (10, 1)	4.0	W	14	2	0	0	2	0	0	0	0	0	0	30	39	0.00	0.500					
David Riske, R ERA: 2.44 (14, 1)	1.0		4	0	0	0	1	1	0	0	0	0	0	10	14	0.00	1.000					

Cleveland Indians @ Minnesota Twins
 Hubert H. Humphrey Metrodome, Minneapolis, MN
 Wed Aug 13 2003, 8:05 PM EDT
 Att. 30,082 - Dome - 72 F

AB 47
 R 0
 H 8
 RBI 0
 BB 4
 SO 12
 LOB 27



Batter	1	2	3	4	5	6	7	8	9	AB	R	H	RBI	BB	SO	LOB	TOP								
Coco Crisp, S (1, 8) OBP: 0.303, SLG: 0.356	0-0 B1-3		2-3 K		0-0 F7		0-0 G4-3	1-1 F7		5	0	0	0	0	1	5									
Casey Blake, R (1, 5) OBP: 0.316, SLG: 0.437	3-2 G3		2-0 2B		1-2 G5-3		1-1 HR		1-0 L6	5	1	2	3	0	0	1									
Jody Gerut, L (1, 7) OBP: 0.324, SLG: 0.476	1-2 P5		0-2 G2-3		0-1 F8		0-1 F8		0-0 F7	5	0	0	0	0	0	1									
Ben Broussard, L (1, 3) OBP: 0.328, SLG: 0.452		2-2 L1		0-0 P4		0-2 G6-4-3 1B		2-2 48 3B 1B	0-1 2B	5	1	3	0	0	0	0									
Ryan Ludwick, R (1, 9) OBP: 0.276, SLG: 0.406	1-2 P2		3-3 K		0-0 G6-4-3		0-3 K		4-2 BB	4	0	0	0	1	2	2									
48 Travis Hafner, L (1, 10) OBP: 0.313, SLG: 0.486	0-0 HR		1-2 2B		0-2 E1 SH1-4 2 2B 1B		3-2 1B 3B		1-0 L4	5	3	4	2	0	0	2									
Josh Bard, S (1, 2) OBP: 0.287, SLG: 0.299	1-2 G4-3		1-3 K		1-0 SH1-4		1-0 2 FE 1B			3	0	1	1	0	1	1									
2 Jhonny Peralta, R (1, 6) OBP: 0.301, SLG: 0.358			2-2 2B 2B		0-0 F9		0-0 56 2B 2B		1-2 E6	4	2	2	1	0	0	1									
56 Angel Santos, S (1, 4) OBP: 0.290, SLG: 0.667			0-1 G6-3		1-1 E S 1B		3-2 G4-3 HR 2B		1-0 F6	4	1	2	1	0	0	3									
Inning Stats	R: 0 E: 0 K: 0 S: 11	H: 0 LOB: 0 BB: 0 P: 15	R: 1 E: 0 K: 0 S: 12	H: 1 LOB: 0 BB: 0 P: 16	R: 1 E: 0 K: 1 S: 15	H: 2 LOB: 1 BB: 0 P: 21	R: 0 E: 0 K: 2 S: 11	H: 1 LOB: 1 BB: 0 P: 16	R: 0 E: 0 K: 0 S: 8	H: 1 LOB: 1 BB: 0 P: 10	R: 0 E: 0 K: 0 S: 8	H: 1 LOB: 1 BB: 0 P: 8	R: 4 E: 1 K: 0 S: 15	H: 4 LOB: 0 BB: 0 P: 20	R: 2 E: 1 K: 1 S: 17	H: 3 LOB: 2 BB: 1 P: 26	R: 0 E: 0 K: 0 S: 7	H: 1 LOB: 2 BB: 1 P: 13	1B: 5 2B: 6 3B: 1 HR: 2	SF: 0 SAC: 1 DP: 1 HBP: 0	WP: 0 PB: 0 SB: 0 CS: 1	PA: 42			
PITCHER	IP	WLS	BF	H	R	ER	SO	BB	IBB	HBP	BLK	WP	HR	S	P	ERA	WHIP								
Brad Radke, R (1, 1) ERA: 5.09	6.1	L	27	9	5	5	3	0	0	0	0	0	1	75	100	7.11	1.421								
James Baldwin, R (7, 1) ERA: 5.4	1.0		7	4	3	3	1	0	0	0	0	0	1	16	23	27.00	4.000								
Rick Reed, R (8, 1) ERA: 4.86	0.2		3	0	0	0	0	0	0	0	0	0	0	6	9	0.00	0.000								
Joe Mays, R (9, 1) ERA: 6.33	1.0		5	1	0	0	0	1	0	0	0	0	0	7	13	0.00	2.000								

Cleveland Indians @ Minnesota Twins
 Hubert H. Humphrey Metrodome, Minneapolis, MN
 Thu Aug 14 2003, 1:05 PM EDT
 Att: 24,273 - Dome - 72 F

AB 40
 R 8
 H 14
 RBI 8
 BB 1
 SO 4
 LOB 16



Batter	1	2	3	4	5	6	7	8	9	AB	R	H	RBI	BB	SO	LOB	BOTTOM								
Shannon Stewart, R (1, 7) OBP: 0.369, SLG: 0.475	1-0 F9		1-3 K		2-2 FC4-6			1-2 G1-3	2-3 K	4	0	0	0	0	1	1									
Michael Ryan, L (9, 7) OBP: 0.667, SLG: 1.000					1-2 2B				1-2 K	1	0	0	0	0	1	3									
Denny Hocking, S (1, 3) OBP: 0.292, SLG: 0.357	2-1 F8		1-1 2B		2-2 G6-3			0-3 K		4	0	1	0	0	1	0									
Corey Koskie, L (1, 5) OBP: 0.391, SLG: 0.486	2-3 K		1-1 F7		2-3 K				0-2 G6-3	4	0	0	0	0	2	1									
Matthew LeCroy, R (1, 2) OBP: 0.329, SLG: 0.509		1-3 K		1-1 CS 1B		1-1 1B			0-1 HR	4	1	3	1	0	1	0									
Jacque Jones, L (1, 10) OBP: 0.334, SLG: 0.460		2-1 F7		2-1 G4-3		0-3 K			0-2 1B SF9 2B	4	0	1	0	0	1	2									
Luis Rivas, R (9, PR) OBP: 0.314, SLG: 0.368				1-2 2B					1B SF9 2B	0	1	0	0	0	0	0									
Torii Hunter, R (1, 8) OBP: 0.312, SLG: 0.446		0-0 3B		1-2 G1-3			2-0 G1-3		0-2 E 1B 1B	3	0	1	0	0	0	0									
Michael Restovich, R (9, 9) OBP: 0.449, SLG: 0.487									2-3 1B 1B	1	1	1	0	0	0	0									
Dustan Mohr, R (1, 9) OBP: 0.324, SLG: 0.413		4-2 BB			2-3 K		4-2 G4-3 BB		1-0 SF9	1	0	0	1	2	1	0									
Chris Gomez, R (1, 4) OBP: 0.273, SLG: 0.335		1-0 G4-3			2-3 K		0-1 G4-3		3-H E5 1B	4	0	0	0	0	1	5									
Cristian Guzman, S (1, 6) OBP: 0.295, SLG: 0.340			0-0 G4-3		2-0 FC4-6 1B			1-2 G6-3	2-2 DI 1B	4	0	2	1	0	0	0									
Inning Stats	R: 0 E: 0 K: 1 S: 6	H: 0 LOB: 0 BB: 0 P: 11	R: 0 E: 0 K: 1 S: 9	H: 1 LOB: 2 BB: 1 P: 17	R: 0 E: 0 K: 1 S: 8	H: 1 LOB: 1 BB: 0 P: 11	R: 0 E: 0 K: 0 S: 7	H: 1 LOB: 0 BB: 0 P: 11	R: 0 E: 0 K: 2 S: 11	H: 1 LOB: 1 BB: 0 P: 19	R: 0 E: 0 K: 2 S: 11	H: 1 LOB: 1 BB: 0 P: 16	R: 0 E: 0 K: 1 S: 11	H: 0 LOB: 0 BB: 1 P: 12	R: 0 E: 0 K: 1 S: 11	H: 0 LOB: 0 BB: 0 P: 13	R: 3 E: 1 K: 1 S: 22	H: 4 LOB: 2 BB: 0 P: 29	1B: 5 2B: 2 3B: 1 HR: 1	SF: 1 SAC: 0 DP: 1 HBP: 0	WP: 0 PB: 0 SB: 0 CS: 1	PA: 37			
PITCHER	IP	WLS	BF	H	R	ER	SO	BB	IBB	HBP	BLK	WP	HR	S	P	ERA	WHIP								
Brian Anderson, L (1, 1) ERA: 3.83	8.1	W	31	6	1	1	8	2	0	0	0	0	0	75	116	1.08	0.960								
David Cortes, R (9, 1) ERA: 13.5	0.2		6	3	2	1	1	0	0	0	0	0	0	16	23	13.50	4.500								

Cleveland Indians @ Minnesota Twins
 Hubert H. Humphrey Metrodome, Minneapolis, MN
 Thu Aug 14 2003, 1:05 PM EDT
 Att: 24,273 - Dome - 72 F

AB 34
 R 3
 H 9
 RBI 3
 BB 2
 SO 9
 LOB 12



Batter	1	2	3	4	5	6	7	8	9	AB	R	H	RBI	BB	SO	LOB	TOP					
13 Carl Crawford, L (1, 7) OBP: 0.305, SLG: 0.351	G4-3		1-1 SAFE			1-3 K			3-2 G4-3	4	0	1	0	0	1	0	Tampa Bay Devil Rays @ Cleveland Indians Jacobs Field, Cleveland, OH Fri Aug 15 2003, 7:05 PM EDT Att: 19,679 - Cloudy - 80 F					
Julio Lugo, R (1, 6) OBP: 0.326, SLG: 0.355	G4-6-3 1B		3-1 L9-4-6			0-2 L9			1-1 G5-3	4	0	1	0	0	0	2						
Aubrey Huff, L (1, 10) OBP: 0.360, SLG: 0.527	G4-6-3 1-2		2-2		0-1 P6	2-3 K2-3			0-0 E5 1B	4	0	1	0	0	1	1						
5 Rocco Baldelli, R (1, 8) OBP: 0.330, SLG: 0.439		0-0 F7			1-3 K2-3				4-0 IBB	3	0	0	0	1	1	0						
Travis Lee, L (1, 3) OBP: 0.363, SLG: 0.481	G4-3				2-3 K				1-1 G3	4	0	0	0	0	1	2						
Damian Rolis, R (1, 9) OBP: 0.311, SLG: 0.419		1-1 1B			1-1 G6-3				3-3 K	3	0	1	0	0	1	0						
Toby Hall, R (1, 2) OBP: 0.303, SLG: 0.381		0-1 P4			4-2 FC6-4 BB				0-3 K	2	0	0	0	1	1	1						
18 Jared Sandberg, R (1, 5) OBP: 0.308, SLG: 0.427			0-2 P4		3-3 K				0-3 K	3	0	0	0	0	2	1						
Antonio Perez, R (1, 4) OBP: 0.344, SLG: 0.364			4-1 L9-4-6 13 1B BB		2-1 FC6-4 1-2				1-3 K	2	0	0	0	1	1	1						
Inning Stats	R: 0 E: 0 K: 0 S: 5	H: 1 LOB: 0 BB: 0 P: 6	R: 0 E: 0 K: 0 S: 7	H: 1 LOB: 1 BB: 0 P: 9	R: 0 E: 0 K: 0 S: 9	H: 1 LOB: 1 BB: 1 P: 17	R: 0 E: 0 K: 2 S: 8	H: 0 LOB: 0 BB: 0 P: 11	R: 0 E: 0 K: 1 S: 12	H: 0 LOB: 1 BB: 1 P: 22	R: 0 E: 0 K: 2 S: 9	H: 0 LOB: 0 BB: 0 P: 12	R: 0 E: 0 K: 1 S: 7	H: 0 LOB: 0 BB: 0 P: 11	R: 0 E: 0 K: 3 S: 9	H: 0 LOB: 0 BB: 0 P: 10	R: 0 E: 1 K: 0 S: 9	H: 1 LOB: 2 BB: 1 P: 18	1B: 4 2B: 1 3B: 0 HR: 0	SF: 0 SAC: 0 DP: 2 HBP: 0	WP: 0 PB: 0 CS: 0	PA: 32
PITCHER CC Sabathia, L (1, 1) ERA: 3.28	IP: 9.0 WLS: W BF: 32 H: 4 R: 0 ER: 0 SO: 9 BB: 2 IBB: 1 HBP: 0 BLK: 0 WP: 0 HR: 0 S: 75 P: 116 ERA: 0.00 WHIP: 0.667															PITCHER						

Batter	1	2	3	4	5	6	7	8	9	AB	R	H	RBI	BB	SO	LOB	BOTTOM					
Jody Gerut, L (1, 8) OBP: 0.326, SLG: 0.475	2B 1B								1-0 G3	3	0	1	0	1	1	2	Tampa Bay Devil Rays @ Cleveland Indians Jacobs Field, Cleveland, OH Fri Aug 15 2003, 7:05 PM EDT Att: 19,679 - Cloudy - 80 F					
Casey Blake, R (1, 5) OBP: 0.315, SLG: 0.432	F9								1-1 G4-3	4	0	0	0	0	1	2						
Ben Broussard, L (1, 3) OBP: 0.330, SLG: 0.454	1-3 2B								0-0 F7	3	0	1	0	1	0	0						
48 Travis Hafner, L (1, 10) Zach Sorensen, S (9, PR) OBP: 0.317, SLG: 0.484 OBP: 0.275, SLG: 0.265	4-2 BB								1-1 SH3-4 1B	3	0	1	0	1	0	1						
Ryan Ludwick, R (1, 7) Coco Crisp, S (9, PH) OBP: 0.269, SLG: 0.394 OBP: 0.303, SLG: 0.356									0-1 SH3-4	0	0	0	0	0	0	0						
Alex Escobar, R (1, 9)									1-2 E6 1B	4	0	0	0	0	2	6						
Josh Bard, S (1, 2) OBP: 0.270, SLG: 0.302		1-0 CS 2 WP 1B							1-0 G3-1	4	0	2	1	0	0	0						
2 Jhonny Peralta, R (1, 6) OBP: 0.301, SLG: 0.353		4-2 1-2 BB							1-2 G6-3	2	0	0	0	1	0	0						
John McDonald, R (1, 4) OBP: 0.260, SLG: 0.287		0-1 F9							1-0 G4-3	3	0	0	0	0	0	2						
Inning Stats	R: 0 E: 0 K: 2 S: 14	H: 2 LOB: 3 BB: 1 P: 20	R: 0 E: 0 K: 1 S: 9	H: 1 LOB: 2 BB: 1 P: 17	R: 0 E: 0 K: 1 S: 7	H: 0 LOB: 0 BB: 0 P: 15	R: 0 E: 0 K: 1 S: 8	H: 0 LOB: 0 BB: 0 P: 12	R: 0 E: 0 K: 0 S: 9	H: 0 LOB: 1 BB: 1 P: 14	R: 0 E: 0 K: 2 S: 9	H: 0 LOB: 0 BB: 0 P: 18	R: 0 E: 0 K: 0 S: 5	H: 0 LOB: 0 BB: 0 P: 8	R: 0 E: 0 K: 0 S: 4	H: 0 LOB: 0 BB: 0 P: 6	R: 1 E: 1 K: 0 S: 7	H: 2 LOB: 2 BB: 0 P: 10	1B: 4 2B: 2 3B: 0 HR: 0	SF: 0 SAC: 1 DP: 1 HBP: 0	WP: 1 PB: 0 SB: 1 CS: 1	PA: 34
PITCHER Victor Zambrano, R (1, 1) ERA: 4.0 Travis Harper, R (9, 1) ERA: 3.59	IP: 8.0 WLS: L BF: 30 H: 3 R: 1 ER: 1 SO: 7 BB: 4 IBB: 0 HBP: 0 BLK: 0 WP: 0 HR: 0 S: 65 P: 110 ERA: 0.00 WHIP: 0.875															PITCHER						



Batter	1	2	3	4	5	6	7	8	9	AB	R	H	RBI	BB	SO	LOB	TOP		
13 Carl Crawford, L OBP: 0.306, SLG: 0.351	F8	F7		1B		G6-3		1B		5	0	2	0	0	0	1			
Julio Lugo, R OBP: 0.326, SLG: 0.359	1B	2B					F7	F8		5	1	2	0	0	0	2			
5 Rocco Baldelli, R OBP: 0.333, SLG: 0.440	E5							2B	G3	4	2	2	0	1	0	1			
Aubrey Huff, L OBP: 0.360, SLG: 0.527	E9	F8					1B		P5	5	0	2	2	0	1	3			
Damian Rolls, R OBP: 0.309, SLG: 0.412	K						K	1B	K	4	0	0	0	0	4	2			
Travis Lee, L OBP: 0.362, SLG: 0.478	K						P6			4	0	1	0	0	1	2			
Toby Hall, R OBP: 0.302, SLG: 0.380								18 HR	P6	4	1	1	0	0	0	2			
18 Jared Sandberg, R OBP: 0.319, SLG: 0.471							F8			3	1	2	2	0	0	0			
Jason Tyner, L OBP: 0.326, SLG: 0.354		HR						1B	L8	1	0	0	0	0	0	0			
Antonio Perez, R OBP: 0.336, SLG: 0.355										3	0	0	0	0	0	1			
Marlon Anderson, L OBP: 0.324, SLG: 0.355		L4					P5		F9	1	0	0	0	0	0	0			
Inning Stats	R: 2 H: 2 E: 2 K: 2 S: 19	H: 2 R: 3 ER: 0 LOB: 1 BB: 0 P: 26	R: 2 H: 3 E: 0 K: 0 S: 14	H: 3 R: 2 ER: 0 LOB: 2 BB: 1 P: 22	R: 0 H: 0 E: 0 K: 1 S: 8	H: 0 R: 0 ER: 0 LOB: 0 BB: 0 P: 12	R: 0 H: 1 E: 0 K: 0 S: 5	H: 1 R: 0 ER: 0 LOB: 1 BB: 0 P: 11	R: 0 H: 1 E: 0 K: 0 S: 7	H: 1 R: 0 ER: 0 LOB: 2 BB: 0 P: 12	R: 1 H: 3 E: 0 K: 0 S: 13	H: 3 R: 0 ER: 0 LOB: 0 BB: 0 P: 16	R: 0 H: 1 E: 0 K: 1 S: 7	H: 1 R: 0 ER: 0 LOB: 1 BB: 0 P: 10	R: 0 H: 0 E: 0 K: 1 S: 7	H: 0 R: 0 ER: 0 LOB: 0 BB: 0 P: 10	1B: 9 2B: 2 HR: 1	SF: 0 SAC: 0 DP: 0 HBP: 1	WP: 1 PA: 41 PB: 0 SB: 3 CS: 0
PITCHER	IP WLS BF H R ER SO BB IBB HBP BLK WP HR S P ERA WHIP	IP WLS BF H R ER SO BB IBB HBP BLK WP HR S P ERA WHIP	IP WLS BF H R ER SO BB IBB HBP BLK WP HR S P ERA WHIP	IP WLS BF H R ER SO BB IBB HBP BLK WP HR S P ERA WHIP	IP WLS BF H R ER SO BB IBB HBP BLK WP HR S P ERA WHIP	IP WLS BF H R ER SO BB IBB HBP BLK WP HR S P ERA WHIP	IP WLS BF H R ER SO BB IBB HBP BLK WP HR S P ERA WHIP	IP WLS BF H R ER SO BB IBB HBP BLK WP HR S P ERA WHIP	IP WLS BF H R ER SO BB IBB HBP BLK WP HR S P ERA WHIP	IP WLS BF H R ER SO BB IBB HBP BLK WP HR S P ERA WHIP	IP WLS BF H R ER SO BB IBB HBP BLK WP HR S P ERA WHIP	IP WLS BF H R ER SO BB IBB HBP BLK WP HR S P ERA WHIP	IP WLS BF H R ER SO BB IBB HBP BLK WP HR S P ERA WHIP	IP WLS BF H R ER SO BB IBB HBP BLK WP HR S P ERA WHIP	IP WLS BF H R ER SO BB IBB HBP BLK WP HR S P ERA WHIP	IP WLS BF H R ER SO BB IBB HBP BLK WP HR S P ERA WHIP	IP WLS BF H R ER SO BB IBB HBP BLK WP HR S P ERA WHIP	IP WLS BF H R ER SO BB IBB HBP BLK WP HR S P ERA WHIP	IP WLS BF H R ER SO BB IBB HBP BLK WP HR S P ERA WHIP

Tampa Bay Devil Rays @ Cleveland Indians
Jacobs Field, Cleveland, OH
Sat Aug 16 2003, 7:05 PM EDT
Att: 23,397 - Cloudy - 77 F

AB 39
R 5
H 12
RBI 4
BB 1
SO 6
LOB 14



Batter	1	2	3	4	5	6	7	8	9	AB	R	H	RBI	BB	SO	LOB	BOTTOM				
Coco Crisp, S OBP: 0.301, SLG: 0.353	G4-3			1B		CS	L3		B1-3	5	0	1	0	0	0	3					
Casey Blake, R OBP: 0.316, SLG: 0.434	P6			FC6-4			F7		G4-6-3	5	0	3	2	0	0	0					
Jody Gerut, L OBP: 0.327, SLG: 0.472				1B					1B	4	0	1	0	1	1	5					
Ben Broussard, L OBP: 0.329, SLG: 0.449	BB						BB			3	0	0	0	1	0	3					
Alex Escobar, R OBP: 0.125, SLG: 0.500										4	1	1	1	0	1	4					
48 Travis Hafner, L OBP: 0.316, SLG: 0.476										3	0	0	0	1	2	0					
Josh Bard, S OBP: 0.270, SLG: 0.301										4	0	1	0	0	1	1					
2 Jhonny Peralta, R OBP: 0.307, SLG: 0.348										2	1	0	0	2	0	1					
56 Angel Santos, S OBP: 0.314, SLG: 0.647										4	1	2	0	0	0	2					
Inning Stats	R: 0 H: 0 E: 0 K: 0 S: 9	H: 0 R: 0 ER: 0 LOB: 1 BB: 1 P: 16	R: 1 H: 1 E: 0 K: 0 S: 10	H: 1 R: 0 ER: 0 LOB: 1 BB: 1 P: 18	R: 0 H: 2 E: 0 K: 0 S: 12	H: 2 R: 0 ER: 0 LOB: 2 BB: 0 P: 18	R: 2 H: 3 E: 0 K: 1 S: 21	H: 3 R: 0 ER: 0 LOB: 2 BB: 1 P: 37	R: 0 H: 0 E: 0 K: 1 S: 7	H: 0 R: 0 ER: 0 LOB: 0 BB: 0 P: 11	R: 0 H: 1 E: 0 K: 0 S: 7	H: 1 R: 0 ER: 0 LOB: 2 BB: 0 P: 10	R: 0 H: 1 E: 0 K: 1 S: 9	H: 1 R: 0 ER: 0 LOB: 1 BB: 1 P: 20	R: 0 H: 0 E: 0 K: 2 S: 11	H: 0 R: 0 ER: 0 LOB: 1 BB: 1 P: 20	R: 0 H: 1 E: 0 K: 0 S: 5	H: 1 R: 0 ER: 0 LOB: 0 BB: 0 P: 8	1B: 8 2B: 0 HR: 1	SF: 0 SAC: 0 DP: 1 HBP: 0	WP: 0 PA: 40 PB: 0 SB: 0 CS: 1
PITCHER	IP WLS BF H R ER SO BB IBB HBP BLK WP HR S P ERA WHIP	IP WLS BF H R ER SO BB IBB HBP BLK WP HR S P ERA WHIP	IP WLS BF H R ER SO BB IBB HBP BLK WP HR S P ERA WHIP	IP WLS BF H R ER SO BB IBB HBP BLK WP HR S P ERA WHIP	IP WLS BF H R ER SO BB IBB HBP BLK WP HR S P ERA WHIP	IP WLS BF H R ER SO BB IBB HBP BLK WP HR S P ERA WHIP	IP WLS BF H R ER SO BB IBB HBP BLK WP HR S P ERA WHIP	IP WLS BF H R ER SO BB IBB HBP BLK WP HR S P ERA WHIP	IP WLS BF H R ER SO BB IBB HBP BLK WP HR S P ERA WHIP	IP WLS BF H R ER SO BB IBB HBP BLK WP HR S P ERA WHIP	IP WLS BF H R ER SO BB IBB HBP BLK WP HR S P ERA WHIP	IP WLS BF H R ER SO BB IBB HBP BLK WP HR S P ERA WHIP	IP WLS BF H R ER SO BB IBB HBP BLK WP HR S P ERA WHIP	IP WLS BF H R ER SO BB IBB HBP BLK WP HR S P ERA WHIP	IP WLS BF H R ER SO BB IBB HBP BLK WP HR S P ERA WHIP	IP WLS BF H R ER SO BB IBB HBP BLK WP HR S P ERA WHIP	IP WLS BF H R ER SO BB IBB HBP BLK WP HR S P ERA WHIP	IP WLS BF H R ER SO BB IBB HBP BLK WP HR S P ERA WHIP	IP WLS BF H R ER SO BB IBB HBP BLK WP HR S P ERA WHIP		

Tampa Bay Devil Rays @ Cleveland Indians
Jacobs Field, Cleveland, OH
Sat Aug 16 2003, 7:05 PM EDT
Att: 23,397 - Cloudy - 77 F

AB 34
R 3
H 9
RBI 3
BB 5
SO 5
LOB 19



Batter	1	2	3	4	5	6	7	8	9	10	11	12	AB	R	H	RBI	BB	SO	LOB	TOP			
13 Carl Crawford, L OBP: 0.306, SLG: 0.350	2-1 BB F9-2 1B	0-0 P4		1-1 G1-3			4-2 F9 SF7 BB		1-0 F7		3-2 F7		5	1	1	0	1	0	3				
5 Rocco Baldelli, R OBP: 0.333, SLG: 0.438	0-1 1B BB	0-0 FC1-6 1B			2-1 G3		1-1 F9		2-3 K			0-0 G5-3		6	0	2	1	0	1	1			
Aubrey Huff, L OBP: 0.361, SLG: 0.527 Jason Tyner, L OBP: 0.322, SLG: 0.349	4-1 1B BB	1-2 2-3 3-4 1B			0-1 SF9 1B		0-1 SF7			1-2 G4-3		1-3 K		2	0	1	2	1	0	0			
Travis Lee, L OBP: 0.364, SLG: 0.485	0-0 F9-2	0-0 FC1-6			1-1 F9		3-4 S BB			2-1 HR		1-0 1B		5	1	2	1	1	0	6			
Al Martin, L OBP: 0.316, SLG: 0.368 Antonio Perez, R OBP: 0.333, SLG: 0.351	1-2 1B			1-1 G4-1			3-2 G4-3		1-3 K		2-3 K		2-1 F9	5	0	1	0	0	2	2			
Damian Rolls, R OBP: 0.302, SLG: 0.406	0-2 G5-3			1-2 P3			1-3 K		3-3 K		4-1 BB		4	0	0	0	1	2	3				
Marlon Anderson, L OBP: 0.325, SLG: 0.354		0-1 1B S 1B		2-1 L6			4-2 FC5-4 BB		2-3 K		0-0 P5		4	1	1	0	1	1	1				
Javier Valentin, S OBP: 0.262, SLG: 0.383 18 Jared Sandberg, R OBP: 0.316, SLG: 0.465 Toby Hall, R OBP: 0.302, SLG: 0.380	4-1 5 1B BB			2-2 G3-1			0-1 F9		2-2 F8		1-3 K		3	1	0	0	1	0	1				
Julio Lugo, R OBP: 0.327, SLG: 0.356	1-0 SF9 5 1B			0-0 G5-3			2-1 FC5-4		1-3 K		1-2 G6-3		5	0	1	0	0	1	1				
Inning Stats	R: 0 E: 0 K: 0 S: 14	H: 3 LOB: 3 BB: 1 P: 21	R: 2 E: 0 K: 0 S: 9	H: 3 LOB: 2 BB: 1 P: 15	R: 0 E: 0 K: 0 S: 7	H: 0 LOB: 0 BB: 0 P: 11	R: 0 E: 0 K: 1 S: 11	H: 0 LOB: 1 BB: 2 P: 18	R: 0 E: 0 K: 2 S: 11	H: 0 LOB: 0 BB: 0 P: 18	R: 0 E: 0 K: 2 S: 10	H: 1 LOB: 1 BB: 1 P: 19	R: 0 E: 0 K: 1 S: 12	H: 1 LOB: 1 BB: 0 P: 17	R: 0 E: 0 K: 0 S: 8	H: 1 LOB: 1 BB: 0 P: 12	1B: 8 2B: 1 3B: 0 HR: 1	SF: 2 SAC: 0 DP: 1 HBP: 0	WP: 0 PB: 0 CS: 0	PA: 50			
PITCHER	IP WLS BF H R ER SO BB IBB HBP BLK WP HR S P ERA WHIP	37 Jake Westbrook, R ERA: 4.66 63 Rafael Betancourt, R ERA: 1.5 Daneys Baez, R ERA: 3.57 David Riske, R ERA: 2.51 Terry Mulholland, L ERA: 4.01	6.0 0.2 1.1 2.0 2.0	7 B 4 8	27 0 0 1 1	7 0 0 1 3	2 0 0 1 0	1 0 0 0 0	3 0 0 0 0	0 0 0 0 0	0 0 0 0 0	0 0 0 0 0	1 0 0 0 0	0 0 0 0 0	0 0 0 0 0	0 0 0 0 0	0 0 0 0 0	0 0 0 0 0	0 0 0 0 0	0 0 0 0 0	29 16 22 30 29	0.00 13.50 0.00 4.50 0.00	0.500

Tampa Bay Devil Rays @ Cleveland Indians
Jacobs Field, Cleveland, OH
Sun Aug 17 2003, 1:05 PM EDT
Att. 21,097 - Sunny - 74 F

AB 42
R 4
H 9
RBI 4
BB 6
SO 9
LOB 19



Batter	1	2	3	4	5	6	7	8	9	10	11	12	AB	R	H	RBI	BB	SO	LOB	BOTTOM					
Coco Crisp, S OBP: 0.299, SLG: 0.349	1-2 F8				0-2 F9		0-1 F8			2-3 K		3-2 G4-3		6	0	1	0	0	1	3					
56 Angel Santos, S OBP: 0.308, SLG: 0.595 Ben Grossard, L OBP: 0.333, SLG: 0.451	4-2 FC5-4 BB			0-3 K			0-3 K			2-2 G4-3 1B		4-1 SH1-4 BB		3	0	0	0	1	3	2					
Casey Blake, R OBP: 0.317, SLG: 0.430	0-1 FC5-4 S			1-2 L5			1-0 1B BB		2-2 G6-3		1-1 G4-3		0-1 SH1-4	4	0	0	0	1	0	3					
Ryan Ludwick, R OBP: 0.281, SLG: 0.400	3-3 K			1-2 PO			3-2 P4		1-3 K		0-0 K		1-0 1B	6	0	3	3	0	2	1					
Alex Escobar, R OBP: 0.154, SLG: 0.462		3-2 4B 1B G6-4-3 2B		2-2 G5-3			1-2 K		2-1 G4-3		0-3 K			5	1	1	0	0	2	3					
48 Travis Hafner, L OBP: 0.329, SLG: 0.482 Brian Anderson, R OBP: 0.273, SLG: 0.301		0-0 G6-4-3 1B		0-2 2B			4-2 1B BB		4-2 BB			4-2 2B BB		2	1	2	0	2	0	0					
Tim Laker, R OBP: 0.280, SLG: 0.380	1-2 G6-4-3			3-2 1B 2B			1-1 L6		1-1 B2		3-2 F8		5	0	1	1	0	0	4						
2 Jhonny Peralta, R OBP: 0.310, SLG: 0.350	0-1 1B			2-2 G4-3			2-3 K		0-1 F9		0-0 1B		5	0	2	0	0	1	2						
John McDonald, R OBP: 0.226, SLG: 0.283 Jody Gerut, L OBP: 0.326, SLG: 0.471 Zach Sorenson, S OBP: 0.268, SLG: 0.257	2-1 P3			1-2 E5 BB 1B			1-3 K		3-3 K		1-3 K		3	1	0	0	0	1	1						
Inning Stats	R: 0 E: 0 K: 1 S: 10	H: 0 LOB: 1 BB: 1 P: 18	R: 1 E: 0 K: 0 S: 11	H: 3 LOB: 1 BB: 0 P: 17	R: 0 E: 0 K: 1 S: 19	H: 1 LOB: 0 BB: 0 P: 22	R: 1 E: 0 K: 1 S: 14	H: 2 LOB: 1 BB: 1 P: 25	R: 0 E: 0 K: 2 S: 7	H: 0 LOB: 0 BB: 0 P: 14	R: 0 E: 0 K: 1 S: 8	H: 0 LOB: 1 BB: 1 P: 13	R: 0 E: 0 K: 1 S: 16	H: 1 LOB: 2 BB: 1 P: 27	R: 1 E: 0 K: 0 S: 4	H: 1 LOB: 1 BB: 0 P: 9	1B: 9 2B: 3 3B: 0 HR: 0	SF: 0 SAC: 1 DP: 2 HBP: 0	WP: 0 PB: 0 CS: 0	PA: 50					
PITCHER	IP WLS BF H R ER SO BB IBB HBP BLK WP HR S P ERA WHIP	Joe Kennedy, L ERA: 5.19 Jorge Sosa, R ERA: 4.85 Jesus Colome, R ERA: 4.24	4.2 5.1 1.1	22 19 8	7 3 2	3 1 1	2 2 2	0 0 0	0 0 0	0 0 0	0 0 0	0 0 0	0 0 0	0 0 0	0 0 0	0 0 0	0 0 0	0 0 0	0 0 0	0 0 0	68 48 20	3.86 1.69 6.75	1.929	0.750	3.000

Tampa Bay Devil Rays @ Cleveland Indians
Jacobs Field, Cleveland, OH
Sun Aug 17 2003, 1:05 PM EDT
Att. 21,097 - Sunny - 74 F

AB 42
R 5
H 11
RBI 4
BB 6
SO 12
LOB 22



Batter	1	2	3	4	5	6	7	8	9	AB	R	H	RBI	BB	SO	LOB	TOP										
Shannon Stewart, R OBP: 0.366, SLG: 0.472	G5-3 1B		P3			G6-3	1B	F7		5	0	2	1	0	0	2											
Luis Rivas, R OBP: 0.318, SLG: 0.390	G5-3			G4-3		HR	1B	F9		5	1	2	1	0	0	1											
Corey Koskie, L OBP: 0.392, SLG: 0.483	K			F8		HR	3B	F8		4	1	1	0	1	1	3											
Denny Hocking, S OBP: 0.290, SLG: 0.354						HR	1B	1B		0	0	0	0	0	0	0											
Matthew LeCroy, R OBP: 0.333, SLG: 0.528	G4-3			G5-3		HR		F8		5	1	1	3	0	0	2											
Jacque Jones, L OBP: 0.336, SLG: 0.465		G4-3 1B			F8 2B	G6-3		S 2B		4	1	3	0	0	0	0											
Michael Ryan, L OBP: 0.429, SLG: 0.833								G4-3		1	0	0	0	0	0	1											
Torii Hunter, R OBP: 0.309, SLG: 0.444	G4-3			G5-3		K		G4-3		4	0	0	0	0	1	3											
A.J. Pierzynski, L OBP: 0.337, SLG: 0.454	G4-3			F8				HR		4	1	1	1	0	0	1											
Dustan Mohr, R OBP: 0.328, SLG: 0.428			F8		F8		L5	HR		4	1	1	2	0	0	1											
Cristian Guzman, S OBP: 0.301, SLG: 0.347			F7			G6-3 3B	1B	HR		4	2	3	0	0	0	0											
Inning Stats	R: 0 E: 0 K: 1 S: 9	H: 1 LOB: 1 BB: 0 P: 13	R: 0 E: 0 K: 0 S: 3	H: 1 LOB: 0 BB: 0 P: 5	R: 0 E: 0 K: 0 S: 6	H: 0 LOB: 0 BB: 0 P: 11	R: 0 E: 0 K: 0 S: 5	H: 0 LOB: 0 BB: 0 P: 7	R: 0 E: 0 K: 0 S: 8	H: 1 LOB: 1 BB: 0 P: 12	R: 4 E: 0 K: 1 S: 13	H: 3 LOB: 0 BB: 1 P: 25	R: 1 E: 1 K: 0 S: 20	H: 3 LOB: 2 BB: 0 P: 26	R: 3 E: 0 K: 0 S: 17	H: 4 LOB: 1 BB: 0 P: 25	R: 0 E: 0 K: 0 S: 10	H: 1 LOB: 1 BB: 0 P: 15	1B: 8 2B: 3 3B: 1 HR: 2	SF: 0 SAC: 0 DP: 1 HBP: 0	WP: 1 PB: 0 SB: 1 CS: 0	PA: 41					
PITCHER	IP	WLS	BF	H	R	ER	SO	BB	IBB	HBP	BLK	WP	HR	S	P	ERA	WHIP										
Jason Davis, R ERA: 4.6	6.2	L	29	9	5	4	2	0	1	0	0	1	1	61	95	5.40	1.350										
David Cortes, R ERA: 12.0	2.1		12	5	3	3	0	0	0	0	0	0	1	30	44	11.57	2.143										

Minnesota Twins @ Cleveland Indians
Jacobs Field, Cleveland, OH
Tue Aug 19 2003, 7:05 PM EDT
Att: 21,239 - Sunny - 75 F

AB 40
R 8
H 14
RBI 8
BB 1
SO 2
LOB 14



Batter	1	2	3	4	5	6	7	8	9	AB	R	H	RBI	BB	SO	LOB	BOTTOM										
Coco Crisp, S OBP: 0.302, SLG: 0.373	F9		L3		HR 3B			G5-3		4	1	1	0	0	0	1											
Casey Blake, R OBP: 0.323, SLG: 0.444	CS 1B			1B 2B	HR			DI 1B		4	1	4	2	0	0	0											
Ryan Ludwick, R OBP: 0.282, SLG: 0.409	K			48 S 1B	K			K		4	0	1	0	0	3	2											
Ben Broussard, L OBP: 0.329, SLG: 0.441		G5-3		K		F7		G1-3		4	0	0	0	0	1	3											
Alex Escobar, R OBP: 0.176, SLG: 0.471				K		K		K		4	0	1	0	0	3	2											
48 Travis Hafner, L OBP: 0.327, SLG: 0.474			K			G5-3		K		3	0	0	0	1	2	1											
Josh Bard, S OBP: 0.270, SLG: 0.297			G1-3		L4			K		4	0	0	0	0	1	4											
56 Angel Santos, S OBP: 0.295, SLG: 0.548			L3 1B			K		K		3	0	1	0	0	2	0											
John McDonald, R OBP: 0.250, SLG: 0.276			F7		F8			G3		3	0	0	0	0	0	1											
Inning Stats	R: 0 E: 0 K: 1 S: 7	H: 1 LOB: 1 BB: 0 P: 11	R: 0 E: 0 K: 1 S: 9	H: 1 LOB: 0 BB: 0 P: 11	R: 0 E: 0 K: 0 S: 5	H: 1 LOB: 0 BB: 0 P: 6	R: 0 E: 0 K: 2 S: 13	H: 2 LOB: 3 BB: 1 P: 19	R: 2 E: 0 K: 2 S: 12	H: 2 LOB: 0 BB: 0 P: 17	R: 0 E: 0 K: 1 S: 9	H: 0 LOB: 0 BB: 0 P: 12	R: 0 E: 0 K: 2 S: 7	H: 0 LOB: 0 BB: 0 P: 8	R: 0 E: 0 K: 1 S: 11	H: 1 LOB: 1 BB: 0 P: 16	R: 0 E: 0 K: 2 S: 11	H: 0 LOB: 0 BB: 0 P: 16	1B: 4 2B: 4 3B: 1 HR: 1	SF: 0 SAC: 0 DP: 2 HBP: 0	WP: 0 PB: 0 SB: 1 CS: 1	PA: 34					
PITCHER	IP	WLS	BF	H	R	ER	SO	BB	IBB	HBP	BLK	WP	HR	S	P	ERA	WHIP										
Johan Santana, L ERA: 2.92	8.0	W	31	8	2	2	10	1	0	0	0	0	0	73	100	2.25	1.125										
Grant Balfour, R ERA: 2.89	1.0		3	0	0	0	2	0	0	0	0	0	0	11	16	0.00	0.000										

Minnesota Twins @ Cleveland Indians
Jacobs Field, Cleveland, OH
Tue Aug 19 2003, 7:05 PM EDT
Att: 21,239 - Sunny - 75 F

AB 33
R 2
H 8
RBI 2
BB 1
SO 12
LOB 14



Batter	1	2	3	4	5	6	7	8	9	AB	R	H	RBI	BB	SO	LOB	TOP								
Shannon Stewart, R OBP: 0.363, SLG: 0.467	F7		E5		F9		K2-3			4	1	0	1	0	1	3									
Luis Rivas, R OBP: 0.317, SLG: 0.389	G6-3		E		G5-4-3			K		4	0	1	1	0	1	1									
Corey Koskie, L OBP: 0.388, SLG: 0.478	K		F7			F9		F8		4	0	0	0	0	1	2									
Matthew LeCroy, R OBP: 0.336, SLG: 0.526		K	E7					L7		3	0	1	1	1	1	0									
Denny Hocking, S OBP: 0.290, SLG: 0.354										0	0	0	0	0	0	0									
Jacque Jones, L OBP: 0.333, SLG: 0.460	G6-3		K			G6-3			F8	4	0	0	0	0	1	3									
Torii Hunter, R OBP: 0.308, SLG: 0.442	F9			P4			SH2-4	F9		4	1	1	0	0	0	0									
A.J. Pierzynski, L OBP: 0.341, SLG: 0.456			E	G4-3			SF4			3	1	2	0	1	0	0									
Dustan Mohr, R OBP: 0.325, SLG: 0.424			E4	K			SH2-4	F7		3	1	0	0	0	1	2									
Cristian Guzman, S OBP: 0.301, SLG: 0.348			L4				SF4			2	0	1	1	0	0	2									
Inning Stats	R: 0 E: 0 K: 1 S: 9	H: 0 LOB: 0 BB: 0 P: 14	R: 0 E: 0 K: 1 S: 6	H: 0 LOB: 0 BB: 0 P: 9	R: 3 E: 3 K: 1 S: 12	H: 2 LOB: 2 BB: 1 P: 20	R: 0 E: 0 K: 1 S: 10	H: 0 LOB: 0 BB: 0 P: 14	R: 0 E: 0 K: 0 S: 8	H: 1 LOB: 0 BB: 0 P: 12	R: 0 E: 0 K: 0 S: 8	H: 0 LOB: 0 BB: 1 P: 16	R: 1 E: 0 K: 1 S: 18	H: 2 LOB: 1 BB: 0 P: 26	R: 0 E: 0 K: 0 S: 8	H: 0 LOB: 1 BB: 0 P: 12	R: 0 E: 0 K: 0 S: 8	H: 1 LOB: 1 BB: 0 P: 10	1B: 6 2B: 0 3B: 0 HR: 0	SF: 1 SAC: 1 DP: 2 HBP: 0	WP: 0 PB: 0 SB: 0 CS: 0	PA: 35			
PITCHER	IP	WLS	BF	H	R	ER	SO	BB	IBB	HBP	BLK	WP	HR	S	P	ERA	WHIP								
Brian Anderson, L ERA: 3.71	7.0	L	28	5	4	1	5	2	0	0	0	0	0	69	111	1.29	1.000								
63 Rafael Betancourt, R ERA: 1.35	2.0		7	1	0	0	1	0	0	0	0	0	0	16	22	0.00	0.500								

Minnesota Twins @ Cleveland Indians
Jacobs Field, Cleveland, OH
Wed Aug 20 2003, 7:05 PM EDT
Att: 20,197 - Sunny - 80 F

AB 31
R 4
H 6
RBI 4
BB 2
SO 6
LOB 13



Batter	1	2	3	4	5	6	7	8	9	AB	R	H	RBI	BB	SO	LOB	BOTTOM								
Coco Crisp, S OBP: 0.301, SLG: 0.371	G3		2B		G4-3		P6			4	0	1	0	0	0	1									
Matt Lawton, L OBP: 0.340, SLG: 0.435	HR		L8		F8			G3		4	1	1	0	0	0	1									
Jody Gerut, L OBP: 0.331, SLG: 0.474	HR							G3		4	1	3	0	0	0	0									
Ryan Ludwick, R OBP: 0.289, SLG: 0.445	HR		L7			P5				4	1	2	3	0	0	3									
4B Travis Hafner, L OBP: 0.326, SLG: 0.470	CS		G6-3			F8		G6-3		4	0	1	0	0	0	4									
Casey Blake, R OBP: 0.321, SLG: 0.440	K			G5-3		F9			K	4	0	0	0	0	2	2									
Tim Laker, R OBP: 0.271, SLG: 0.367		G6-3			K				G6-3	2	0	0	0	0	1	0									
Josh Bard, S OBP: 0.267, SLG: 0.294					K					2	0	0	0	0	1	0									
2 Johnny Peralta, R OBP: 0.296, SLG: 0.333		F9			K		G3-1		K	3	0	0	0	0	1	0									
Alex Escobar, R OBP: 0.167, SLG: 0.444										1	0	0	0	0	1	0									
John McDonald, R OBP: 0.251, SLG: 0.282		F8			G4-3					3	0	1	0	0	0	0									
Inning Stats	R: 3 E: 0 K: 1 S: 18	H: 4 LOB: 1 BB: 0 P: 25	R: 0 E: 0 K: 0 S: 5	H: 0 LOB: 0 BB: 0 P: 6	R: 0 E: 0 K: 0 S: 12	H: 2 LOB: 2 BB: 0 P: 16	R: 0 E: 0 K: 2 S: 12	H: 0 LOB: 0 BB: 0 P: 17	R: 0 E: 0 K: 0 S: 7	H: 0 LOB: 0 BB: 0 P: 8	R: 0 E: 0 K: 0 S: 8	H: 1 LOB: 1 BB: 0 P: 11	R: 0 E: 0 K: 1 S: 8	H: 1 LOB: 1 BB: 0 P: 12	R: 0 E: 0 K: 0 S: 7	H: 1 LOB: 1 BB: 0 P: 10	R: 0 E: 0 K: 2 S: 10	H: 0 LOB: 0 BB: 0 P: 13	1B: 5 2B: 4 3B: 0 HR: 1	SF: 0 SAC: 0 DP: 1 HBP: 0	WP: 0 PB: 0 SB: 0 CS: 1	PA: 35			
PITCHER	IP	WLS	BF	H	R	ER	SO	BB	IBB	HBP	BLK	WP	HR	S	P	ERA	WHIP								
Brad Radke, R ERA: 5.04	7.0		28	8	3	3	4	0	0	0	0	0	0	2	3	0.00	0.000								
J.C. Romero, L ERA: 4.99	0.2	H	2	0	0	0	0	0	0	0	0	0	0	2	3	0.00	0.000								
LaTroy Hawkins, R ERA: 2.2	0.1	H	2	1	0	0	0	0	0	0	0	0	0	5	7	0.00	3.000								
Eddie Guardado, L ERA: 3.24	1.0	S	3	0	0	0	2	0	0	0	0	0	0	10	13	0.00	0.000								

Minnesota Twins @ Cleveland Indians
Jacobs Field, Cleveland, OH
Wed Aug 20 2003, 7:05 PM EDT
Att: 20,197 - Sunny - 80 F

AB 35
R 3
H 9
RBI 3
BB 0
SO 6
LOB 11



Batter	1	2	3	4	5	6	7	8	9	AB	R	H	RBI	BB	SO	LOB	TOP				
Coco Crisp, S (1, 8) OBP: 0.300, SLG: 0.368	G6-3		K2-3		FC3-6		1B WP		F8	5	1	1	1	0	1	1	Cleveland Indians @ Tampa Bay Devil Rays Tropicana Field, St. Petersburg, FL Fri Aug 22 2003, 7:15 PM EDT Att: 11,979 - Dome - 72 F				
Matt Lawton, L (1, 10) OBP: 0.341, SLG: 0.433	P6		HR		F8		G6-3 WP		G4-3	4	2	1	1	0	0	1					
Casey Blake, R (1, 5) OBP: 0.322, SLG: 0.450	HR		HR		F9		G6-3			4	2	2	2	0	0	2					
Ryan Ludwick, R (1, 7) OBP: 0.295, SLG: 0.472	HR		G1-3				F8			4	1	2	3	0	0	0					
Ben Broussard, L (1, 3) OBP: 0.325, SLG: 0.434	G4-3				F8		G1-3		P6	4	0	0	0	0	0	1					
Alex Escobar, R (1, 9) OBP: 0.136, SLG: 0.364			G6-3		K		G3		G6-3	4	0	0	0	0	1	0					
Josh Bard, S (1, 2) OBP: 0.283, SLG: 0.289			K		E5		G5-3		G6-3	4	0	0	0	0	1	0					
2 Jhonny Peralta, R (1, 6) OBP: 0.295, SLG: 0.331			F8		G6-3		G6-3		G6-3	4	1	1	0	0	0	1					
John McDonald, R (1, 4) OBP: 0.251, SLG: 0.278			G6-3		E6		G6-3		F9	3	1	0	0	1	0	0					
Inning Stats	R: 2 E: 0 K: 0 S: 13	H: 2 LOB: 0 BB: 0 P: 17	R: 0 E: 0 K: 1 S: 6	H: 0 LOB: 0 BB: 0 P: 8	R: 2 E: 0 K: 1 S: 14	H: 1 LOB: 0 BB: 0 P: 19	R: 0 E: 1 K: 1 S: 7	H: 0 LOB: 1 BB: 0 P: 12	R: 0 E: 1 K: 0 S: 7	H: 0 LOB: 1 BB: 0 P: 8	R: 0 E: 0 K: 0 S: 8	H: 0 LOB: 0 BB: 0 P: 15	R: 4 E: 0 K: 0 S: 18	H: 4 LOB: 1 BB: 1 P: 28	R: 0 E: 0 K: 0 S: 8	H: 0 LOB: 0 BB: 0 P: 9	R: 0 E: 0 K: 0 S: 8	H: 0 LOB: 0 BB: 0 P: 13	1B: 4 2B: 1 3B: 0 HR: 2	SF: 0 SAC: 0 DP: 0 HBP: 1	WP: 1 PA: 38 CS: 0
PITCHER	IP	WLS	BF	H	R	ER	SO	BB	IBB	HBP	BLK	WP	HR	S	P	ERA	WHIP				
Joe Kennedy, L (1, 1) ERA: 6.47	6.1	L	29	6	8	8	3	1	0	0	0	0	2	66	96	11.37	1.105				
Jorge Sosa, R (7, 1) ERA: 4.71	2.2		9	1	0	0	0	0	0	0	0	1	0	23	33	0.00	0.375				

AB	36
R	8
H	7
RBI	7
BB	1
SO	3
LOB	6



Batter	1	2	3	4	5	6	7	8	9	AB	R	H	RBI	BB	SO	LOB	BOTTOM				
13 Carl Crawford, L (1, 7) OBP: 0.306, SLG: 0.347	G5-3		G1-3		2H				G4-3	4	0	1	0	0	0	1	Cleveland Indians @ Tampa Bay Devil Rays Tropicana Field, St. Petersburg, FL Fri Aug 22 2003, 7:15 PM EDT Att: 11,979 - Dome - 72 F				
Julio Lugo, R (1, 6) OBP: 0.325, SLG: 0.381	K				5 1B		F8		F7	4	1	1	0	0	1	0					
5 Rocco Baldelli, R (1, 8) OBP: 0.330, SLG: 0.435	F9				3B		F9		F8	4	1	1	1	0	0	0					
Aubrey Huff, L (1, 10) OBP: 0.359, SLG: 0.528					1B		K			4	1	2	1	0	1	0					
Adam Piatt, R (1, 9) OBP: 0.274, SLG: 0.448					1B				HR	3	0	0	1	0	2	0					
Travis Lee, L (1, 3) OBP: 0.358, SLG: 0.468					G4-6-3				K	3	0	0	0	0	1	1					
18 Jared Sandberg, R (1, 5) OBP: 0.336, SLG: 0.540					K				K	3	0	0	0	0	2	0					
Toby Hall, R (1, 2) OBP: 0.309, SLG: 0.390					1B				L7	3	0	1	0	0	0	0					
Antonio Perez, R (1, 4) OBP: 0.328, SLG: 0.353					F7				K	3	0	1	0	0	1	1					
Inning Stats	R: 0 E: 0 K: 1 S: 7	H: 0 LOB: 0 BB: 0 P: 11	R: 0 E: 0 K: 1 S: 9	H: 0 LOB: 0 BB: 0 P: 15	R: 0 E: 0 K: 1 S: 9	H: 1 LOB: 1 BB: 0 P: 13	R: 2 E: 0 K: 0 S: 10	H: 3 LOB: 0 BB: 0 P: 11	R: 0 E: 0 K: 0 S: 9	H: 2 LOB: 2 BB: 0 P: 11	R: 0 E: 0 K: 1 S: 8	H: 0 LOB: 0 BB: 0 P: 14	R: 0 E: 0 K: 2 S: 8	H: 0 LOB: 0 BB: 0 P: 9	R: 0 E: 0 K: 1 S: 9	H: 0 LOB: 0 BB: 0 P: 13	R: 1 E: 0 K: 1 S: 9	H: 1 LOB: 0 BB: 0 P: 15	1B: 4 2B: 1 3B: 1 HR: 1	SF: 1 SAC: 0 DP: 1 HBP: 0	WP: 0 PA: 32 CS: 0
PITCHER	IP	WLS	BF	H	R	ER	SO	BB	IBB	HBP	BLK	WP	HR	S	P	ERA	WHIP				
31 Cliff Lee, L (1, 1) ERA: 2.25	8.0	W	28	6	2	2	7	0	0	0	0	0	1	9	15	9.00	1.000				
Jack Cressend, R (9, 1) ERA: 1.35	1.0		4	1	1	1	1	0	0	0	0	0	1	9	15	9.00	1.000				

AB	31
R	3
H	7
RBI	3
BB	0
SO	8
LOB	3



Batter	1	2	3	4	5	6	7	8	9	AB	R	H	RBI	BB	SO	LOB	TOP										
Coco Crisp, S OBP: 0.301, SLG: 0.366 (1, 8)	1-1 CS 1B		0-2 G3-1			1-1 G4-3	4-1 G1-3 1B BB	0-0 CS	1-2 G4-3	4	1	1	0	1	0	0											
Matt Lawton, L OBP: 0.339, SLG: 0.428 (1, 10)	4-2 G6-3 S BB		2-3 K			2-2 G4-3	2-2 G1-3		3-1 F8	4	0	0	1	1	1	2											
Casey Blake, R OBP: 0.325, SLG: 0.454 (1, 5)	1-2 G6-3			1-0 2B		1-1 G5-3	1-1 S 1B		2-2 1B	5	0	3	2	0	0	1											
Jody Gerut, L OBP: 0.332, SLG: 0.480 (1, 9)	1-1 F8			1-0 F7			HR		2-0 F8	4	1	1	1	1	0	3											
Ryan Ludwick, R OBP: 0.294, SLG: 0.460 (1, 7)		3-1 F8		1-3 K			BB			3	1	0	0	1	1	3											
48 Travis Hafner, L OBP: 0.333, SLG: 0.505 (1, 3)		2-1 1B		0-3 K				0-1 HR	0-0 HR	4	2	3	3	0	1	1											
Ben Broussard, L OBP: 0.325, SLG: 0.434 (8, 3)										0	0	0	0	0	0	0											
Josh Bard, S OBP: 0.283, SLG: 0.289 (1, 2)		0-3 K			2-2 G5-3		2-1 PB WP G1-3 1B		1-0 G4-3	4	1	1	0	0	1	1											
2 Jhonny Peralta, R OBP: 0.288, SLG: 0.323 (1, 6)		1-0 G5-3			1-0 P4		0-3 K		2-3 K	4	0	0	0	0	2	2											
John McDonald, R OBP: 0.256, SLG: 0.278 (1, 4)			1-0 F7		0-3 K		4-2 G1-3 1B BB		1-2 CS 1B	3	1	1	0	1	1	0											
Inning Stats	R: 0 E: 0 K: 0 S: 11	H: 1 LOB: 1 BB: 1 P: 18	R: 0 E: 0 K: 1 S: 8	H: 1 LOB: 1 BB: 0 P: 14	R: 0 E: 0 K: 1 S: 7	H: 0 LOB: 0 BB: 0 P: 10	R: 0 E: 0 K: 2 S: 8	H: 1 LOB: 1 BB: 0 P: 11	R: 0 E: 0 K: 1 S: 7	H: 0 LOB: 0 BB: 0 P: 10	R: 0 E: 0 K: 0 S: 7	H: 0 LOB: 0 BB: 0 P: 11	R: 6 E: 0 K: 1 S: 23	H: 4 LOB: 2 BB: 4 P: 47	R: 1 E: 0 K: 1 S: 8	H: 2 LOB: 0 BB: 0 P: 12	R: 0 E: 0 K: 0 S: 10	H: 1 LOB: 1 BB: 0 P: 18	1B: 6 2B: 1 3B: 0 HR: 3	SF: 0 SAC: 0 DP: 0 HBP: 0	WP: 1 PB: 1 CS: 2 ER: 2	PA: 41					
PITCHER	IP	WLS	BF	H	R	ER	SO	BB	IBB	HBP	BLK	WP	HR	S	P	ERA	WHIP										
Rob Bell, R ERA: 5.88 (1, 1)	6.0		24	5	3	3	5	2	0	0	0	0	2	54	86	4.50	1.167										
Brandon Backe, R ERA: 4.33 (7, 1)	0.1	L	4	1	0	0	1	2	0	0	0	1	0	8	18	0.00	9.000										
Mark Malaska, L ERA: 3.97 (7, 1)	0.1	H	1	0	1	1	0	0	0	0	0	0	0	3	5	27.00	0.000										
Jesus Colome, R ERA: 4.25 (7, 1)	1.1	B	7	3	3	3	1	1	0	0	0	0	1	14	24	20.25	3.000										
Lance Carter, R ERA: 4.36 (9, 1)	1.0		4	1	0	0	0	0	0	0	0	0	0	10	18	0.00	1.000										

Cleveland Indians @ Tampa Bay Devil Rays
Tropicana Field, St. Petersburg, FL
Sat Aug 23 2003, 6:15 PM EDT
Att: 18,805 - Dome - 72 F

livebaseballscorecards.com

AB 35
R 7
H 10
RBI 7
BB 5
SO 7
LOB 13

C

Batter	1	2	3	4	5	6	7	8	9	AB	R	H	RBI	BB	SO	LOB	BOTTOM										
Julio Lugo, R OBP: 0.324, SLG: 0.387 (1, 6)	2-1 HR		2-3 K	2-2 G6-3			1-1 FC4-6 WP G4-3		1-3 K	5	1	1	1	0	2	3											
Damian Rolis, R OBP: 0.306, SLG: 0.400 (1, 7)	1-2 G5-3		3-H F8		0-3 K		1-1 G4-3			4	0	0	0	0	1	1											
5 Rocco Baldelli, R OBP: 0.328, SLG: 0.432 (1, 8)	2-2 G6-3		3-3 K		0-1 G6-3		1-2 G3			4	0	0	0	0	1	1											
Aubrey Huff, L OBP: 0.360, SLG: 0.528 (1, 10)	0-1 1B			3-1 F9	0-2 F8			2-1 1B		4	0	2	0	0	0	0											
Adam Piatt, R OBP: 0.282, SLG: 0.505 (1, 9)	2-0 L5			1-0 HR		2-2 HR		1-3 K		4	2	2	2	0	1	2											
Travis Lee, L OBP: 0.397, SLG: 0.468 (1, 3)		1-0 G6-3		0-2 2B 2B		0-0 P6		3-2 F7		4	1	1	0	0	0	1											
Toby Hall, R OBP: 0.308, SLG: 0.391 (1, 2)		0-1 G6-3		2-2 2B		1-1 F7		0-2 P6		4	0	1	1	0	0	1											
18 Jared Sandberg, R OBP: 0.328, SLG: 0.524 (9, PH)		2-3 K		0-0 G5-3		2-3 K			1-1 G2-3	3	0	0	0	0	2	1											
13 Carl Crawford, L OBP: 0.305, SLG: 0.346 (9, PH)										1	0	0	0	0	0	0											
Antonio Perez, R OBP: 0.338, SLG: 0.376 (1, 4)			0-0 3B		4-1 BB		1-0 FC4-6 1B		2-2 F9	1	1	1	0	1	0	0											
Marlon Anderson, L OBP: 0.333, SLG: 0.372 (7, PH)										2	0	1	0	0	0	0											
Inning Stats	R: 1 E: 0 K: 0 S: 14	H: 2 LOB: 1 BB: 0 P: 21	R: 0 E: 0 K: 1 S: 6	H: 0 LOB: 0 BB: 0 P: 9	R: 1 E: 1 K: 2 S: 10	H: 1 LOB: 0 BB: 0 P: 16	R: 2 E: 0 K: 0 S: 14	H: 3 LOB: 2 BB: 1 P: 26	R: 0 E: 0 K: 1 S: 9	H: 0 LOB: 0 BB: 0 P: 9	R: 1 E: 0 K: 1 S: 13	H: 1 LOB: 1 BB: 0 P: 18	R: 0 E: 0 K: 0 S: 8	H: 1 LOB: 1 BB: 0 P: 12	R: 0 E: 0 K: 1 S: 13	H: 1 LOB: 0 BB: 0 P: 19	R: 0 E: 0 K: 1 S: 11	H: 0 LOB: 0 BB: 0 P: 15	1B: 3 2B: 2 3B: 1 HR: 3	SF: 0 SAC: 0 DP: 0 HBP: 0	WP: 1 PB: 0 CS: 0 ER: 0	PA: 37					
PITCHER	IP	WLS	BF	H	R	ER	SO	BB	IBB	HBP	BLK	WP	HR	S	P	ERA	WHIP										
CC Sabathia, L ERA: 3.44 (1, 1)	6.0		26	7	5	5	5	1	0	0	0	0	3	66	99	7.50	1.333										
Danys Baez, R ERA: 3.6 (7, 1)	1.0	H	4	1	0	0	0	0	0	0	0	1	0	8	12	0.00	1.000										
63 Rafael Betancourt, R ERA: 1.29 (8, 1)	1.0	H	4	1	0	0	1	0	0	0	0	0	0	13	19	0.00	1.000										
David Riske, R ERA: 2.43 (9, 1)	1.0	S	3	0	0	0	1	0	0	0	0	0	0	11	15	0.00	0.000										

Cleveland Indians @ Tampa Bay Devil Rays
Tropicana Field, St. Petersburg, FL
Sat Aug 23 2003, 6:15 PM EDT
Att: 18,805 - Dome - 72 F

livebaseballscorecards.com

AB 36
R 5
H 9
RBI 4
BB 1
SO 7
LOB 10

DEVIL RAYS

Batter	1	2	3	4	5	6	7	8	9	AB	R	H	RBI	BB	SO	LOB	TOP										
Coco Crisp, S OBP: 0.303, SLG: 0.366 (1, 8)	B5-3		1B		SF7			G4-3		3	1	1	1	1	0	0	Cleveland Indians @ Tampa Bay Devil Rays Tropicana Field, St. Petersburg, FL Sun Aug 24 2003, 1:15 PM EDT Att: 14,507 - Dome - 72 F										
Matt Lawton, L OBP: 0.340, SLG: 0.431 (1, 10)	2B		1B	P3	G3-1			F8		5	1	2	0	0	0	3											
Casey Blake, R OBP: 0.324, SLG: 0.451 (1, 5)			1B	L9				F9		5	1	1	1	0	1	3											
Jody Gerut, L OBP: 0.338, SLG: 0.486 (1, 9)			1B					1B		4	1	3	1	1	1	0											
Ryan Ludwick, R OBP: 0.298, SLG: 0.458 (1, 7)	F8		1B					P3		5	1	2	2	0	1	3											
48 Travis Hafner, L OBP: 0.336, SLG: 0.502 (1, 3)			1B							3	1	1	0	0	0	2											
Ben Broussard, L OBP: 0.324, SLG: 0.433 (8, 3)								F7		1	0	0	0	0	0	1											
Tim Laker, R OBP: 0.270, SLG: 0.364 (1, 2)	F9		G5-3					G5-3		4	1	1	1	0	0	2											
2 Jhonny Peralta, R OBP: 0.287, SLG: 0.319 (1, 6)	G6-3							K		2	0	0	1	0	1	1											
56 Angel Santos, S OBP: 0.292, SLG: 0.543 (1, 4)								K		4	0	1	0	0	2	2											
Inning Stats	R: 0 E: 0 K: 1 S: 9	H: 1 LOB: 2 BB: 1 P: 19	R: 0 E: 0 K: 1 S: 7	H: 0 LOB: 1 BB: 0 P: 9	R: 3 E: 0 K: 0 S: 16	H: 5 LOB: 1 BB: 0 P: 22	R: 0 E: 0 K: 0 S: 13	H: 0 LOB: 1 BB: 1 P: 21	R: 4 E: 0 K: 0 S: 15	H: 5 LOB: 1 BB: 0 P: 22	R: 0 E: 0 K: 2 S: 8	H: 0 LOB: 0 BB: 0 P: 13	R: 0 E: 0 K: 1 S: 7	H: 0 LOB: 0 BB: 0 P: 11	R: 0 E: 0 K: 1 S: 12	H: 0 LOB: 0 BB: 0 P: 19	R: 0 E: 0 K: 0 S: 6	H: 1 LOB: 1 BB: 0 P: 10	1B: 9 2B: 4 3B: 0 HR: 0	SF: 2 SAC: 0 DP: 1 HBP: 2	WP: 0 PB: 0 SB: 0 CS: 0	PA: 42					
PITCHER	IP	WLS	BF	H	R	ER	SO	BB	IBB	HBP	BLK	WP	HR	S	P	ERA	WHIP										
Geremi Gonzalez, R ERA: 3.87 (1, 1)	4.1	L	27	11	7	7	2	2	0	2	0	0	0	55	86	14.54	3.000										
Travis Harper, R ERA: 3.3 (5, 1)	3.2		11	0	0	0	4	0	0	0	0	0	0	32	50	0.00	0.000										
Lance Carter, R ERA: 4.29 (9, 1)	1.0		4	1	0	0	0	0	0	0	0	0	0	6	10	0.00	1.000										

AB	36
R	7
H	12
RBI	7
BB	2
SO	6
LOB	17



Batter	1	2	3	4	5	6	7	8	9	AB	R	H	RBI	BB	SO	LOB	BOTTOM										
13 Carl Crawford, L OBP: 0.310, SLG: 0.351 (1, 7)	1B		1B		F7			1B		5	1	4	0	0	0	1	Cleveland Indians @ Tampa Bay Devil Rays Tropicana Field, St. Petersburg, FL Sun Aug 24 2003, 1:15 PM EDT Att: 14,507 - Dome - 72 F										
Julio Lugo, R OBP: 0.322, SLG: 0.384 (1, 6)	FC1-6-5		1B		FC5-4			K		5	1	1	0	0	1	5											
Aubrey Huff, L OBP: 0.362, SLG: 0.533 (1, 3)			1B							4	2	2	2	1	0	2											
5 Rocco Baldelli, R OBP: 0.330, SLG: 0.433 (1, 8)	K		1B					HR		5	1	3	1	0	1	2											
Al Martin, L OBP: 0.318, SLG: 0.365 (1, 10)	G4-3		1B					1B		5	0	1	0	0	2	5											
Marlon Anderson, L OBP: 0.333, SLG: 0.375 (1, 4)			1B							5	0	2	2	0	0	2											
18 Jared Sandberg, R OBP: 0.317, SLG: 0.505 (1, 5)	G4-3		1B							4	0	0	0	0	1	5											
Javier Valentin, S OBP: 0.256, SLG: 0.370 (1, 2)										4	0	0	0	0	2	1											
Jason Tyner, L OBP: 0.350, SLG: 0.356 (1, 9)	G4-3							1B		3	0	1	0	1	0	1											
Inning Stats	R: 0 E: 0 K: 1 S: 10	H: 1 LOB: 2 BB: 1 P: 21	R: 0 E: 0 K: 1 S: 9	H: 1 LOB: 0 BB: 0 P: 14	R: 3 E: 0 K: 1 S: 21	H: 5 LOB: 1 BB: 0 P: 31	R: 0 E: 0 K: 0 S: 8	H: 0 LOB: 1 BB: 1 P: 13	R: 1 E: 0 K: 1 S: 13	H: 2 LOB: 1 BB: 0 P: 16	R: 0 E: 0 K: 1 S: 13	H: 1 LOB: 0 BB: 0 P: 20	R: 1 E: 0 K: 0 S: 11	H: 2 LOB: 1 BB: 0 P: 18	R: 0 E: 0 K: 1 S: 13	H: 2 LOB: 2 BB: 0 P: 17		R: 0 E: 0 K: 1 S: 9	H: 0 LOB: 0 BB: 0 P: 12	1B: 12 2B: 1 3B: 0 HR: 1	SF: 0 SAC: 0 DP: 1 HBP: 0	WP: 0 PB: 0 SB: 3 CS: 0	PA: 42				
PITCHER	IP	WLS	BF	H	R	ER	SO	BB	IBB	HBP	BLK	WP	HR	S	P	ERA	WHIP										
37 Jake Westbrook, R ERA: 4.78 (1, 1)	5.0	W	25	9	4	4	4	4	0	0	0	0	0	61	95	7.20	2.200										
Jack Cressend, R ERA: 1.33 (6, 1)	1.0	H	4	1	0	0	1	0	0	0	0	0	0	13	20	0.00	1.000										
63 Rafael Betancourt, R ERA: 1.64 (7, 1)	1.0	H	5	2	1	1	0	0	0	0	0	0	1	11	18	9.00	2.000										
Danys Baez, R ERA: 3.54 (8, 1)	1.0	H	5	2	0	0	0	0	0	0	0	0	0	13	17	0.00	2.000										
David Riske, R ERA: 2.38 (9, 1)	1.0	S	3	0	0	0	1	0	0	0	0	0	0	9	12	0.00	0.000										

AB	40
R	5
H	14
RBI	5
BB	2
SO	7
LOB	24



Batter	1	2	3	4	5	6	7	8	9	AB	R	H	RBI	BB	SO	LOB	TOP		
Alex Sanchez, L (1, 8) OBP: 0.315, SLG: 0.365	G4-3 1B		B3	FC1 1B		G6-3			SH3 1-2	4	0	1	0	0	0	2	Detroit Tigers @ Cleveland Indians Jacobs Field, Cleveland, OH Tue Aug 26 2003, 7:05 PM EDT Att: 16,972 - Cloudy - 81 F		
Danny Klassen, R (1, 5) OBP: 0.289, SLG: 0.361	K						G3 2B		G5-3 1-2	5	0	3	0	0	1	2			
Bobby Higginson, L (1, 9) OBP: 0.317, SLG: 0.367	G4-3 1-3		G3	FC4-5-4 1-2 2-2			G3 2-3		G3-1 1-2	5	0	0	0	0	0	7			
Dmitri Young, S (1, 10) OBP: 0.364, SLG: 0.556	G4-3			HR			G6-4-3 IBB			3	1	1	1	1	0	1			
Craig Monroe, R (1, 7) OBP: 0.284, SLG: 0.437		HR		G5-3		F9			G6-4-3 1-2	4	1	1	1	0	0	2			
Carlos Pena, L (1, 3) OBP: 0.337, SLG: 0.468	K			1B 15 1B 2B		K			F8 1-2	4	1	1	0	0	2	0			
Warren Morris, L (1, 4) OBP: 0.340, SLG: 0.394	K			1B 15 1B		P6			F7 1-2	4	1	1	0	0	1	0			
15 Brandon Inge, R (1, 2) OBP: 0.272, SLG: 0.352	G6-3			1B E			K 1B		K 1-3	4	1	2	1	0	1	0			
Ramon Santiago, S (1, 6) OBP: 0.290, SLG: 0.280			G6-3	1B E		K			SH3 1B	4	0	2	1	0	1	1			
Inning Stats	R: 0 H: 1 E: 0 K: 1 S: 16	H: 1 LOB: 1 BB: 0 P: 20	R: 1 H: 1 E: 0 K: 2 S: 11	H: 1 LOB: 0 BB: 0 P: 18	R: 0 H: 1 E: 0 K: 0 S: 8	H: 1 LOB: 1 BB: 0 P: 11	R: 4 H: 6 E: 1 K: 0 S: 15	H: 6 LOB: 2 BB: 0 P: 24	R: 0 H: 0 E: 0 K: 1 S: 10	H: 0 LOB: 0 BB: 0 P: 14	R: 0 H: 1 E: 0 K: 1 S: 8	H: 1 LOB: 1 BB: 0 P: 13	R: 0 H: 1 E: 0 K: 1 S: 7	H: 0 LOB: 0 BB: 0 P: 9	R: 0 H: 1 E: 0 K: 0 S: 11	H: 1 LOB: 1 BB: 0 P: 14	1B: 8 2B: 3 3B: 0 HR: 2	SF: 0 SAC: 1 DP: 2 HBP: 0	WP: 0 PA: 39 PB: 0 SB: 1 CS: 0
PITCHER	IP WLS BF H R ER SO BB IBB HBP BLK WP HR S P ERA WHIP																		
Billy Traber, L (1, 1) ERA: 4.52	4.0 L 21 9 5 4 3 0 0 0 0 0 0 2 50 73 9.00 2.250																		
Jack Cressend, R (5, 1) ERA: 1.24	2.0 7 1 0 0 2 0 0 0 0 0 0 0 18 27 0.00 0.500																		
63 Rafael Betancourt, R (7, 1) ERA: 1.5	2.0 7 1 0 0 1 0 1 0 0 0 0 0 14 22 0.00 0.500																		
Danyes Baez, R (9, 1) ERA: 3.48	1.0 4 1 0 0 0 0 0 0 0 0 0 0 11 14 0.00 1.000																		

Batter	1	2	3	4	5	6	7	8	9	AB	R	H	RBI	BB	SO	LOB	BOTTOM				
Coco Crisp, S (1, 8) OBP: 0.305, SLG: 0.368	G4-3		G6-3 SH1-4 1B				F7 1-2			4	0	2	0	0	0	1	Detroit Tigers @ Cleveland Indians Jacobs Field, Cleveland, OH Tue Aug 26 2003, 7:05 PM EDT Att: 16,972 - Cloudy - 81 F				
Omar Vizquel, S (1, 6) OBP: 0.328, SLG: 0.346	G6-3		SH1-4 1-2 2-3		P3		G3			3	0	0	0	0	0	2					
Casey Blake, R (1, 5) OBP: 0.321, SLG: 0.447	G1-3		G6-3		G4-6-3 1-2				G6-3 1-1	4	0	0	1	0	0	2					
Jody Gerut, L (1, 7) OBP: 0.337, SLG: 0.482		1B 2B HBP	G4-3				G4-3		P4 1-1	3	1	0	0	0	0	1					
Matt Lawton, L (1, 10) OBP: 0.339, SLG: 0.429		2B G4-3 1B		F8			G3-1		G3-1 3-2	4	1	1	0	0	0	0					
Ryan Ludwick, R (1, 9) OBP: 0.310, SLG: 0.481		G4-3 FC1-3 2B		2B 1B			2B		K	4	1	3	1	0	1	0					
Ben Broussard, L (1, 3) OBP: 0.324, SLG: 0.435		G4-3					P6			3	0	1	2	0	0	2					
Alex Escobar, R (9, PH) OBP: 0.174, SLG: 0.391		G4-3							1B	1	0	1	0	0	0	0					
Josh Bard, S (1, 2) OBP: 0.263, SLG: 0.285		FC1-3					G4-3		F9 1-2	3	0	0	0	1	0	2					
John McDonald, R (1, 4) OBP: 0.258, SLG: 0.280										2	1	1	0	0	0	2					
56 Angel Santos, S (6, 4) OBP: 0.300, SLG: 0.542			SH1-4 1B G6-3		G6-4-3				F8	2	0	1	0	0	0	1					
Inning Stats	R: 0 H: 0 E: 0 K: 0 S: 10	H: 0 LOB: 0 BB: 0 P: 18	R: 2 H: 2 E: 0 K: 0 S: 6	H: 2 LOB: 0 BB: 0 P: 10	R: 1 H: 2 E: 0 K: 0 S: 7	H: 2 LOB: 1 BB: 0 P: 11	R: 1 H: 2 E: 0 K: 0 S: 10	H: 2 LOB: 1 BB: 1 P: 22	R: 0 H: 1 E: 0 K: 0 S: 4	H: 1 LOB: 0 BB: 0 P: 7	R: 0 H: 1 E: 0 K: 0 S: 9	H: 1 LOB: 1 BB: 0 P: 18	R: 0 H: 1 E: 0 K: 0 S: 9	H: 1 LOB: 0 BB: 0 P: 15	R: 0 H: 0 E: 0 K: 0 S: 7	H: 0 LOB: 0 BB: 0 P: 12	R: 0 H: 1 E: 0 K: 1 S: 11	H: 1 LOB: 1 BB: 0 P: 14	1B: 7 2B: 4 3B: 0 HR: 0	SF: 0 SAC: 1 DP: 3 HBP: 1	WP: 0 PA: 36 PB: 0 SB: 0 CS: 0
PITCHER	IP WLS BF H R ER SO BB IBB HBP BLK WP HR S P ERA WHIP																				
34 Nate Cornejo, R (1, 1) ERA: 4.77	7.1 W 30 9 4 4 0 1 0 0 0 0 0 0 57 104 4.91 1.364																				
Jamie Walker, L (8, 1) ERA: 3.44	1.2 S 6 1 0 0 1 0 0 0 0 0 0 0 16 23 0.00 0.600																				

Batter	1	2	3	4	5	6	7	8	9	AB R H RBI BB SO LOB	TOP										
Alex Sanchez, L (1, 8) OBP: 0.313, SLG: 0.363	1-1 F9		2-2 G4-3		1-0 HR 1B	0-1 F7			0-0 B3	5 1 1 0 0 0 1	Detroit Tigers @ Cleveland Indians Jacobs Field, Cleveland, OH Wed Aug 27 2003, 7:05 PM EDT Att: 16,457 - Sunny - 76 F										
Danny Klassen, R (1, 5) OBP: 0.286, SLG: 0.425 Kevin Witt, L (9, PH) OBP: 0.313, SLG: 0.423	2-3 K		2-2 G6-3		1-0 HR		3-2 P3		1-3 K	4 1 1 2 0 1 0 1 0 0 0 0 1 0											
Bobby Higginson, L (1, 9) OBP: 0.316, SLG: 0.365	3-3 K			2-2 F8	0-0 HR 1B		2-3 K		1-2 P3	5 1 1 0 0 2 0											
Dmitri Young, S (1, 10) OBP: 0.367, SLG: 0.563		1-3 K		2-2 1B	1-0 HR		4-2 1B			3 1 2 2 1 1 0											
Craig Monroe, R (1, 7) OBP: 0.287, SLG: 0.450		2-0 HR		0-0 P6	0-0 HR		0-2 K			4 1 2 1 0 1 2											
Carlos Pena, L (1, 3) OBP: 0.338, SLG: 0.476		2-2 G3 HBP		2-3 K	1-0 G3-1			0-0 HR		3 1 1 1 0 1 2											
Warren Morris, L (1, 4) OBP: 0.338, SLG: 0.396		2-1 G3		0-3 K	2-2 G3 2B			2-1 L6		4 0 1 0 0 1 1											
15 Brandon Inge, R (1, 2) OBP: 0.272, SLG: 0.363	0-1 F9			2-2 HR	2-2 G6-3			1-0 G5-3		4 1 1 1 0 0 2											
Ramon Santiago, S (1, 6) OBP: 0.287, SLG: 0.277			0-1 F9		0-0 F9	1-0 G3		1-0 G6-3		4 0 0 0 0 0 1											
Inning Stats	R: 0 E: 0 K: 2 S: 11	H: 0 LOB: 0 BB: 0 P: 17	R: 1 E: 0 K: 1 S: 11	H: 1 LOB: 1 BB: 0 P: 18	R: 0 E: 0 K: 0 S: 8	H: 0 LOB: 0 BB: 0 P: 12	R: 0 E: 0 K: 1 S: 10	H: 1 LOB: 1 BB: 0 P: 16	R: 5 E: 0 K: 1 S: 14	H: 6 LOB: 1 BB: 0 P: 19	R: 0 E: 0 K: 0 S: 10	H: 1 LOB: 1 BB: 0 P: 15	R: 0 E: 0 K: 0 S: 11	H: 0 LOB: 1 BB: 1 P: 20	R: 1 E: 0 K: 0 S: 5	H: 1 LOB: 0 BB: 0 P: 9	R: 0 E: 0 K: 1 S: 8	H: 0 LOB: 0 BB: 0 P: 10	1B: 3 2B: 2 3B: 0 HR: 5	SF: 0 SAC: 0 DP: 0 HBP: 1	WP: 0 PA: 39 PB: 0 SB: 0 CS: 0
PITCHER	IP WLS BF H R ER SO BB IBB HBP BLK WP HR S P ERA WHIP											IP WLS BF H R ER SO BB IBB HBP BLK WP HR S P ERA WHIP									
Terry Mulholland, L (1, 1) ERA: 4.74	4.2 22 7 6 6 5 0 0 1 0 0 4 52 79 11.57 1.500																				
Jack Cressend, R (5, 1) ERA: 1.19	1.1 W 6 2 0 0 0 0 0 0 0 0 0 0 12 18 0.00 1.500																				
63 Rafael Betancourt, R (7, 1) ERA: 1.48	0.2 H 3 0 0 0 1 1 0 0 0 0 0 0 8 17 0.00 1.500																				
Danys Baez, R (7, 1) ERA: 3.55	1.1 H 5 1 1 1 1 0 0 0 0 0 1 8 12 6.75 0.750																				
David Riske, R (9, 1) ERA: 2.38	1.0 S 3 0 0 0 1 0 0 0 0 0 0 0 8 10 0.00 0.000																				

Batter	1	2	3	4	5	6	7	8	9	AB R H RBI BB SO LOB	BOTTOM								
Coco Crisp, S (1, 8) OBP: 0.313, SLG: 0.375	0-1 G3-1 1B	2-0 CS	1-1 2B	3-1 2B 1B		2-2 G3 S 1B		1-1 G6-3		5 4 4 0 0 0 0	Detroit Tigers @ Cleveland Indians Jacobs Field, Cleveland, OH Wed Aug 27 2003, 7:05 PM EDT Att: 16,457 - Sunny - 76 F								
Omar Vizquel, S (1, 6) OBP: 0.326, SLG: 0.347	3-2 G3		0-1 HR 2B	2-0 P5		1-0 G3		0-1 F7		5 1 1 1 0 0 4									
Jody Gerut, L (1, 7) OBP: 0.340, SLG: 0.493	1-0 G3-1		0-0 HR	0-0 2B		4-0 1B		2-3 K		4 2 2 4 1 1 1									
Ryan Ludwick, R (1, 9) OBP: 0.315, SLG: 0.478	4-0 1B		1-1 F7	1-3 K		2-1 1B		1-2 1B		3 0 1 1 1 1 1									
Matt Lawton, L (1, 10) OBP: 0.346, SLG: 0.433	1-1 FC6-4		4-0 BB		2-1 2B	1-0 1B		1-2 G4-6-3		3 1 3 2 1 0 0									
Casey Blake, R (1, 5) OBP: 0.320, SLG: 0.448	2-0 FC6-4		1-0 L8		1-2 48 G4-3	1-0 G4-6-3				4 0 1 1 0 0 5									
48 Travis Hafner, L (1, 3) ERA: 6.95		1-1 FC1-4	3-2 F8		2-2 G4-3		0-0 P6			3 0 0 0 0 0 2									
Ben Broussard, L (8, 3) OBP: 0.324, SLG: 0.435		HBP			2-3					0 0 0 0 0 0 0									
Josh Bard, S (1, 2) OBP: 0.259, SLG: 0.281		0-0 F8		1-0 G6-3	2-0 F7		2-2 F8			4 0 0 0 0 0 2									
Brandon Phillips, R (1, 4) OBP: 0.244, SLG: 0.306		0-0 FC1-4		2-1 1B	1-0 P6		3-1 F8			1 1 0 0 0 0 1									
56 Angel Santos, S (5, PH) OBP: 0.288, SLG: 0.520		1-2 CS		HBP						2 0 0 0 0 0 1									
Inning Stats	R: 1 E: 0 K: 0 S: 9	H: 2 LOB: 2 BB: 1 P: 20	R: 0 E: 0 K: 0 S: 3	H: 0 LOB: 0 BB: 0 P: 6	R: 3 E: 0 K: 0 S: 14	H: 3 LOB: 1 BB: 1 P: 24	R: 2 E: 0 K: 1 S: 9	H: 2 LOB: 1 BB: 0 P: 18	R: 1 E: 0 K: 0 S: 11	H: 2 LOB: 1 BB: 0 P: 19	R: 2 E: 0 K: 0 S: 9	H: 3 LOB: 1 BB: 1 P: 22	R: 0 E: 0 K: 0 S: 6	H: 0 LOB: 0 BB: 0 P: 11	R: 0 E: 0 K: 1 S: 8	H: 0 LOB: 0 BB: 0 P: 11	1B: 8 2B: 3 3B: 0 HR: 1	SF: 0 SAC: 0 DP: 1 HBP: 2	WP: 0 PA: 40 PB: 0 SB: 1 CS: 1
PITCHER	IP WLS BF H R ER SO BB IBB HBP BLK WP HR S P ERA WHIP											IP WLS BF H R ER SO BB IBB HBP BLK WP HR S P ERA WHIP							
Shane Loux, R (1, 1) ERA: 5.85	2.0 9 2 1 1 0 1 0 1 0 0 0 1 14 24 27.00 4.000																		
Wilfredo Ledezma, L (3, 1) ERA: 5.85	1.0 7 3 3 3 0 1 0 0 0 0 0 1 14 24 27.00 4.000																		
Chris Spurling, R (4, 1) ERA: 5.37	1.1 L 9 4 3 3 1 0 0 1 0 0 0 0 18 32 20.25 3.000																		
Franklyn German, R (5, 1) ERA: 4.81	1.0 7 3 2 2 0 0 0 1 0 0 0 0 10 25 18.00 3.000																		
53 Brian Schmack, R (6, 1) ERA:	1.2 4 0 0 0 0 0 0 0 0 0 0 0 7 13 0.00 0.000																		
Danny Patterson, R (8, 1) ERA: 2.4	1.0 3 0 0 0 1 0 0 0 0 0 0 0 8 11 0.00 0.000																		



Batter	1	2	3	4	5	6	7	8	9	AB	R	H	RBI	BB	SO	LOB	TOP										
Alex Sanchez, L (1, 8) OBP: 0.313, SLG: 0.363 Ben Petrick, R (6, 8) OBP: 0.257, SLG: 0.377										3	1	1	0	0	2	0	Detroit Tigers @ Cleveland Indians Jacobs Field, Cleveland, OH Thu Aug 28 2003, 7:05 PM EDT Att: 16,282 - Sunny - 79 F										
Danny Klassen, R (1, 4) OBP: 0.283, SLG: 0.395										3	0	0	0	1	1	0											
Bobby Higginson, L (1, 9) OBP: 0.315, SLG: 0.364										4	0	1	1	0	1	0											
Dmitri Young, S (1, 10)										4	0	2	0	0	1	2											
Craig Monroe, R (1, 7) OBP: 0.286, SLG: 0.446										3	0	0	0	1	0	2											
Carlos Pena, L (1, 3) OBP: 0.338, SLG: 0.483										3	1	1	1	0	1	1											
15 Brandon Inge, R (1, 2) OBP: 0.269, SLG: 0.358										3	0	0	0	0	2	1											
Shane Halter, R (1, 5) OBP: 0.262, SLG: 0.330										3	1	1	1	0	0	0											
Ramon Santiago, S (1, 6) OBP: 0.285, SLG: 0.275										3	0	0	0	0	0	0											
Inning Stats	R: 0 E: 0 K: 1 S: 5	H: 0 LOB: 0 BB: 0 P: 6	R: 1 E: 0 K: 1 S: 10	H: 2 LOB: 0 BB: 0 P: 14	R: 1 E: 0 K: 0 S: 12	H: 2 LOB: 2 BB: 1 P: 22	R: 0 E: 0 K: 1 S: 8	H: 0 LOB: 0 BB: 1 P: 16	R: 1 E: 0 K: 2 S: 16	H: 1 LOB: 0 BB: 0 P: 20	R: 0 E: 0 K: 1 S: 7	H: 0 LOB: 0 BB: 0 P: 12	R: 0 E: 0 K: 1 S: 10	H: 0 LOB: 0 BB: 0 P: 12	R: 0 E: 0 K: 0 S: 5	H: 1 LOB: 0 BB: 0 P: 8	R: 0 E: 0 K: 1 S: 8	H: 1 LOB: 0 BB: 0 P: 13	1B: 4 2B: 0 3B: 0 HR: 2	SF: 0 SAC: 0 DP: 3 HBP: 0	WP: 0 PB: 0 SB: 1 CS: 0	PA: 32					
PITCHER	IP	WLS	BF	H	R	ER	SO	BB	IBB	HBP	BLK	WP	HR	S	P	ERA	WHIP										
31 Cliff Lee, L (1, 1) ERA: 2.67	7.0	W	26	5	3	3	7	2	0	0	0	0	2	68	102	3.86	1.000										
Jose Santiago, R (8, 1) ERA: 3.15	2.0		6	1	0	0	1	0	0	0	0	0	0	13	21	0.00	0.500										

Batter	1	2	3	4	5	6	7	8	9	AB	R	H	RBI	BB	SO	LOB	BOTTOM										
Coco Crisp, S (1, 8) OBP: 0.315, SLG: 0.379										5	1	2	1	0	0	0	Detroit Tigers @ Cleveland Indians Jacobs Field, Cleveland, OH Thu Aug 28 2003, 7:05 PM EDT Att: 16,282 - Sunny - 79 F										
Omar Vizquel, S (1, 6) OBP: 0.328, SLG: 0.347										3	2	1	0	1	0	1											
Jody Gerut, L (1, 7) OBP: 0.342, SLG: 0.509										4	2	2	5	0	0	2											
Ryan Ludwick, R (1, 9) OBP: 0.314, SLG: 0.472										4	0	1	0	0	2	0											
Matt Lawton, L (1, 10) OBP: 0.345, SLG: 0.431										4	1	1	0	0	0	1											
Casey Blake, R (1, 5) OBP: 0.322, SLG: 0.447										3	0	1	0	1	0	1											
Ben Broussard, L (1, 3) OBP: 0.320, SLG: 0.430										4	0	0	0	0	0	4											
Josh Bard, S (1, 2) OBP: 0.266, SLG: 0.304										4	2	3	2	0	0	0											
56 Angel Santos, S (1, 4) OBP: 0.268, SLG: 0.481										4	0	0	0	0	0	3											
Inning Stats	R: 2 E: 1 K: 0 S: 7	H: 2 LOB: 0 BB: 0 P: 10	R: 1 E: 0 K: 0 S: 7	H: 1 LOB: 0 BB: 0 P: 11	R: 0 E: 0 K: 0 S: 6	H: 1 LOB: 0 BB: 0 P: 8	R: 1 E: 1 K: 1 S: 11	H: 2 LOB: 2 BB: 0 P: 14	R: 3 E: 0 K: 0 S: 12	H: 3 LOB: 1 BB: 1 P: 24	R: 1 E: 0 K: 0 S: 7	H: 2 LOB: 1 BB: 0 P: 14	R: 0 E: 0 K: 1 S: 9	H: 0 LOB: 1 BB: 1 P: 17	R: 0 E: 0 K: 0 S: 5	H: 0 LOB: 0 BB: 0 P: 7	1B: 6 2B: 2 3B: 0 HR: 3	SF: 0 SAC: 0 DP: 1 HBP: 0	WP: 0 PB: 0 SB: 1 CS: 1	PA: 37							
PITCHER	IP	WLS	BF	H	R	ER	SO	BB	IBB	HBP	BLK	WP	HR	S	P	ERA	WHIP										
38 Jeremy Bonderman, R (1, 1) ERA: 9.42	4.2	L	24	9	7	5	1	1	0	0	0	0	3	42	65	9.64	2.143										
53 Brian Schmack, R (5, 1) ERA: 2.25	1.1		6	2	1	1	0	0	0	0	0	0	0	8	16	6.75	1.500										
Franklyn German, R (7, 1) ERA: 4.67	1.0		4	0	0	0	1	1	0	0	0	0	0	9	17	0.00	1.000										
Fernando Rodney, R (8, 1) ERA: 9.24	1.0		3	0	0	0	0	0	0	0	0	0	0	5	7	0.00	0.000										

AB	30
R	3
H	6
RBI	3
BB	2
SO	8
LOB	6



AB	35
R	8
H	11
RBI	8
BB	2
SO	2
LOB	12



Batter	1	2	3	4	5	6	7	8	9	AB	R	H	RBI	BB	SO	LOB	TOP										
3 Reed Johnson, R OBP: 0.337, SLG: 0.397	2-1 2B		1-2 F8			2-2 HR		2-1 SF9		0-2 G4-3							4 1 2 1 0 0 1										
Mike Bordick, R OBP: 0.336, SLG: 0.396	4-0 BB		0-3 K			0-0 HR		2-2 G1-6-3		1-2 G5-3							4 1 1 2 1 1 2										
10 Vernon Wells, R OBP: 0.357, SLG: 0.557	0-3 K		0-1 F9			0-0 2B				1-2 F8							5 1 1 0 0 1 2										
Carlos Delgado, L OBP: 0.436, SLG: 0.597	0-1 F7			2-0 1B		3-2 HR		0-0 WP		3-2 FC6-4							5 1 4 1 0 0 2										
Bobby Kielty, S OBP: 0.362, SLG: 0.399	0-1 P3			1-1 P4		3-3 K		2-2 F8		3-1 F7							5 0 0 0 0 1 6										
Josh Phelps, R OBP: 0.358, SLG: 0.458		4-1 BB		2-1 1B		0-0 HR		1-1 G4-3		1-1 FC6-4							4 1 2 2 1 0 2										
Chris Woodward, R OBP: 0.315, SLG: 0.404		1-3 K		3-2 F7		1-2 F8				0-0 G6-3							4 0 0 0 0 1 3										
Dave Berg, R OBP: 0.310, SLG: 0.397		3-2 K		2-1 F7			0-1 1B			1-2 2B							4 2 2 0 0 1 3										
Kevin Cash, R OBP: 0.216, SLG: 0.206		1-1 F8				1-3 K		0-0 G1-6-3		1-0 G4-3							4 0 2 1 0 1 1										
Inning Stats	R: 0 E: 0 K: 1 S: 9	H: 1 LOB: 2 BB: 1 P: 15	R: 0 E: 0 K: 2 S: 11	H: 0 LOB: 1 BB: 1 P: 20	R: 0 E: 0 K: 1 S: 8	H: 0 LOB: 0 BB: 0 P: 9	R: 0 E: 0 K: 0 S: 10	H: 2 LOB: 2 BB: 0 P: 20	R: 5 E: 0 K: 2 S: 18	H: 5 LOB: 0 BB: 0 P: 28	R: 1 E: 0 K: 0 S: 8	H: 2 LOB: 0 BB: 0 P: 12	R: 0 E: 0 K: 0 S: 9	H: 1 LOB: 1 BB: 0 P: 13	R: 1 E: 0 K: 0 S: 11	H: 2 LOB: 1 BB: 0 P: 14	R: 0 E: 0 K: 0 S: 10	H: 1 LOB: 1 BB: 0 P: 17	1B: 9 2B: 3 3B: 0 HR: 2	SF: 1 SAC: 0 DP: 1 HBP: 0	WP: 1 PA: 42 PB: 0 SB: 0 CS: 0						
PITCHER	IP	WLS	BF	H	R	ER	SO	BB	IBB	HBP	BLK	WP	HR	S	P	ERA	WHIP										
CC Sabathia, L ERA: 3.63	6.0	L	29	10	6	6	6	2	0	0	0	0	2	64	104	9.00	2.000										
Jack Cressend, R ERA: 1.39	2.0		9	3	1	1	0	0	0	0	0	1	0	20	27	4.50	1.500										
Jose Santiago, R ERA: 3.0	1.0		4	1	0	0	0	0	0	0	0	0	0	10	17	0.00	1.000										

Toronto Blue Jays @ Cleveland Indians
 Jacobs Field, Cleveland, OH
 Fri Aug 29 2003, 7:05 PM EDT
 Att: 21,008 - Cloudy - 77 F

AB	39
R	7
H	14
RBI	7
BB	2
SO	6
LOB	22



Batter	1	2	3	4	5	6	7	8	9	AB	R	H	RBI	BB	SO	LOB	BOTTOM										
Coco Crisp, S OBP: 0.311, SLG: 0.374	1-2 F8		1-0 G6-3			0-0 B2-3		1-0 G3		4	0	0	0	0	0	1											
Casey Blake, R OBP: 0.319, SLG: 0.443	2-1 G6-3		0-0 G5-3			3-3 K		0-3 K		4	0	0	0	0	2	1											
Jody Gerut, L OBP: 0.338, SLG: 0.504	1-2 F8		3-2 G6-3			2-2 G4-3				2-3 K						0											
Ryan Ludwick, R OBP: 0.312, SLG: 0.466		0-2 G6-3		1-1 L7		0-0 G4-6-3		3-1 P4		4	0	1	0	0	0	0											
Matt Lawton, L OBP: 0.344, SLG: 0.428		4-0 HR		3-3 K		1-0 G4-6-3		1-2 G4-3		3	1	0	0	1	1	1											
48 Travis Hafner, L OBP: 0.339, SLG: 0.498		1-2 HR		0-1 G6-3		1-2 1B				3	1	2	0	0	0	0											
Josh Bard, S OBP: 0.287, SLG: 0.315		3-2 HR			2-0 G4-3		3-1 F8			3	1	1	3	0	0	1											
2 Jhonny Peralta, R OBP: 0.288, SLG: 0.315		2-3 K			3-2 F9			4-2 G3		2	0	0	0	1	1	0											
56 Angel Santos, S OBP: 0.254, SLG: 0.456		0-2 F7			0-0 G4-3			0-0 L8		3	0	0	0	0	0	1											
Inning Stats	R: 0 E: 0 K: 0 S: 8	H: 0 LOB: 0 BB: 0 P: 12	R: 3 E: 0 K: 1 S: 18	H: 2 LOB: 0 BB: 1 P: 28	R: 0 E: 0 K: 1 S: 7	H: 0 LOB: 0 BB: 0 P: 11	R: 0 E: 0 K: 1 S: 7	H: 0 LOB: 0 BB: 0 P: 11	R: 0 E: 0 K: 0 S: 9	H: 0 LOB: 0 BB: 0 P: 14	R: 0 E: 0 K: 0 S: 7	H: 2 LOB: 1 BB: 0 P: 12	R: 0 E: 0 K: 1 S: 8	H: 0 LOB: 1 BB: 1 P: 13	R: 0 E: 0 K: 1 S: 8	H: 0 LOB: 0 BB: 0 P: 14	1B: 3 2B: 0 3B: 0 HR: 1	SF: 0 SAC: 0 DP: 1 HBP: 0	WP: 0 PA: 32 PB: 0 SB: 0 CS: 0								
PITCHER	IP	WLS	BF	H	R	ER	SO	BB	IBB	HBP	BLK	WP	HR	S	P	ERA	WHIP										
Kelvin Escobar, R ERA: 4.31	8.0	W	29	4	3	3	4	2	0	0	0	0	1	71	113	3.38	0.750										
Jason Kershner, L ERA: 3.95	1.0		3	0	0	0	1	0	0	0	0	0	0	8	14	0.00	0.000										

Toronto Blue Jays @ Cleveland Indians
 Jacobs Field, Cleveland, OH
 Fri Aug 29 2003, 7:05 PM EDT
 Att: 21,008 - Cloudy - 77 F

AB	30
R	3
H	4
RBI	3
BB	2
SO	5
LOB	5



Batter	1	2	3	4	5	6	7	8	9	AB	R	H	RBI	BB	SO	LOB	TOP																					
3 Reed Johnson, R OBP: 0.337, SLG: 0.396 (1, 9)	G6-3		G4-3		K2-3	HR		E3		6	2	2	1	0	1	0	Toronto Blue Jays @ Cleveland Indians Jacobs Field, Cleveland, OH Sat Aug 30 2003, 7:05 PM EDT Att: 21,806 - Sunny - 66 F																					
Frank Catalanotto, L OBP: 0.349, SLG: 0.473 Bobby Kielty, S OBP: 0.363, SLG: 0.399 (1, 7)	G1-6-3		FC4-6		BB	HR		SF8	P3	2	1	2	3	2	0	0																						
10 Vernon Wells, R OBP: 0.357, SLG: 0.554 (1, 8)	G1-6-3		FC4-6		L6	K		SF8	F8	6	1	2	0	0	1	2																						
Carlos Delgado, L OBP: 0.438, SLG: 0.600 (1, 3)		G6-4-3	FC4-6		BB			SF8		3	0	2	1	1	0	2																						
Greg Myers, L OBP: 0.380, SLG: 0.491 Josh Phelps, R OBP: 0.360, SLG: 0.458 (1, 10)	G6-4-3		K		BB			1B		2	0	0	0	2	1	3																						
Eric Hinske, L OBP: 0.324, SLG: 0.431 (1, 5)		BB			F7	F8		P6		4	1	1	0	1	0	8																						
Orlando Hudson, S OBP: 0.389, SLG: 0.389 Mike Bordick, R OBP: 0.338, SLG: 0.398 (1, 4)	1B		G6-4-3		F8	G3		1B		3	0	1	0	1	0	0																						
Chris Woodward, R OBP: 0.319, SLG: 0.407 (1, 6)			G6-4-3		G6-4-3	G4-3		1B		1	0	1	2	0	0	0																						
Kevin Cash, R OBP: 0.190, SLG: 0.179 (1, 2)	G6-3		G5-3		E5	K		F8		5	1	3	2	0	0	2																						
Inning Stats	R: 0 E: 0 K: 0 S: 5	H: 0 LOB: 0 BB: 1 P: 10	R: 1 E: 0 K: 0 S: 11	H: 2 LOB: 2 BB: 2 P: 22	R: 0 E: 0 K: 1 S: 7	H: 1 LOB: 1 BB: 1 P: 13	R: 0 E: 0 K: 0 S: 6	H: 2 LOB: 1 BB: 2 P: 9	R: 0 E: 0 K: 1 S: 10	H: 1 LOB: 3 BB: 2 P: 22	R: 4 E: 1 K: 1 S: 17	H: 4 LOB: 2 BB: 1 P: 29	R: 0 E: 0 K: 1 S: 8	H: 0 LOB: 0 BB: 0 P: 13	R: 4 E: 1 K: 0 S: 19	H: 4 LOB: 2 BB: 1 P: 32		R: 0 E: 0 K: 0 S: 8	H: 1 LOB: 0 BB: 0 P: 14	1B: 12 2B: 2 3B: 0 HR: 1	SF: 1 SAC: 0 DP: 3 HBP: 0	WP: 0 PB: 0 SB: 0 CS: 0	PA: 48															
PITCHER	IP	WLS	BF	H	R	ER	SO	BB	IBB	HBP	BLK	WP	HR	S	P	ERA	WHIP	PITCHER				IP	WLS	BF	H	R	ER	SO	BB	IBB	HBP	BLK	WP	HR	S	P	ERA	WHIP
37 Jake Westbrook, R ERA: 4.8	5.1	L	28	8	4	3	2	6	0	0	0	0	0	45	84	5.06	2.625					5.1	L	28	8	4	3	2	6	0	0	0	0	0	45	84	5.06	2.625
63 Rafael Betancourt, R ERA: 1.8	0.1		4	2	1	1	1	1	0	0	0	0	1	9	17	27.00	9.000					0.1		4	2	1	1	1	1	0	0	0	1	9	17	27.00	9.000	
Terry Mulholland, L ERA: 4.54	3.1		16	5	4	0	1	0	1	0	0	0	0	37	63	0.00	1.500					3.1		16	5	4	0	1	0	1	0	0	37	63	0.00	1.500		

AB 39
R 9
H 15
RBI 9
BB 8
SO 4
LOB 24



Batter	1	2	3	4	5	6	7	8	9	AB	R	H	RBI	BB	SO	LOB	BOTTOM																					
Coco Crisp, S OBP: 0.310, SLG: 0.372 (1, 8)	G1-3		FC4-6			G4-6-3		G4-3		4	0	1	1	0	0	2	Toronto Blue Jays @ Cleveland Indians Jacobs Field, Cleveland, OH Sat Aug 30 2003, 7:05 PM EDT Att: 21,806 - Sunny - 66 F																					
Omar Vizquel, S OBP: 0.324, SLG: 0.341 (1, 6)	P5		G6-4-3			G4-6-3		G3-1		4	0	0	0	0	0	3																						
Jody Gerut, L OBP: 0.340, SLG: 0.504 (1, 7)	K				G6-3					4	2	2	0	0	1	0																						
Casey Blake, R OBP: 0.321, SLG: 0.442 (1, 5)		G4-6-3			G5-3					3	0	1	0	1	0	1																						
Matt Lawton, L OBP: 0.341, SLG: 0.423 (1, 10)		G4-6-3			G3					4	0	0	2	0	0	2																						
48 Travis Hafner, L OBP: 0.338, SLG: 0.491 (1, 3)		G4-3			G6-3					3	0	0	0	0	1	0																						
Josh Bard, S OBP: 0.288, SLG: 0.316 (1, 2)			SH		G4-3					3	1	1	0	0	0	2																						
Alex Escobar, R OBP: 0.192, SLG: 0.385 (1, 9)			FC4-6		K					3	0	1	0	0	2	2																						
Brandon Phillips, R OBP: 0.242, SLG: 0.304 (1, 4)			SH		G5-3					2	0	0	0	0	0	0																						
Inning Stats	R: 0 E: 0 K: 1 S: 9	H: 0 LOB: 0 BB: 0 P: 13	R: 0 E: 0 K: 0 S: 8	H: 0 LOB: 0 BB: 1 P: 15	R: 1 E: 1 K: 0 S: 10	H: 2 LOB: 1 BB: 0 P: 19	R: 0 E: 0 K: 0 S: 4	H: 0 LOB: 0 BB: 0 P: 7	R: 0 E: 0 K: 1 S: 11	H: 0 LOB: 0 BB: 0 P: 14	R: 0 E: 0 K: 0 S: 8	H: 1 LOB: 0 BB: 0 P: 11	R: 1 E: 0 K: 1 S: 13	H: 2 LOB: 2 BB: 0 P: 22	R: 0 E: 0 K: 0 S: 6	H: 0 LOB: 0 BB: 0 P: 11		R: 1 E: 0 K: 0 S: 13	H: 1 LOB: 0 BB: 0 P: 22	1B: 6 2B: 0 3B: 0 HR: 0	SF: 0 SAC: 1 DP: 3 HBP: 1	WP: 1 PB: 0 SB: 0 CS: 0	PA: 33															
PITCHER	IP	WLS	BF	H	R	ER	SO	BB	IBB	HBP	BLK	WP	HR	S	P	ERA	WHIP	PITCHER				IP	WLS	BF	H	R	ER	SO	BB	IBB	HBP	BLK	WP	HR	S	P	ERA	WHIP
Cory Lidle, R ERA: 6.08	6.1	W	24	5	2	2	2	1	0	0	0	1	0	24	41	3.38	0.947					6.1	W	24	5	2	2	2	1	0	0	1	0	24	41	3.38	0.947	
Josh Towers, R ERA: 5.91	2.2	S	9	1	1	1	2	0	0	0	0	1	0	24	41	3.38	0.947					2.2	S	9	1	1	1	2	0	0	0	1	0	24	41	3.38	0.947	

AB 30
R 3
H 6
RBI 3
BB 1
SO 4
LOB 12



Batter	1	2	3	4	5	6	7	8	9	AB	R	H	RBI	BB	SO	LOB	TOP								
3 Reed Johnson, R OBP: 0.339, SLG: 0.396	1-1 FC6-4 HBP		1-3 K			1-2 F9 1B	3-2 G4-3			3	1	1	0	0	1	1									
Mike Bordick, R OBP: 0.343, SLG: 0.404	2-3 K		2-0 2B			0-0 HR 1B		4-2 BB		3	1	2	1	1	1	1									
10 Vernon Wells, R OBP: 0.355, SLG: 0.550	SAFE FC6-4 1-2	0-1 FC6-4	3-H F8			1-0 F9		0-1 F9		4	0	0	0	0	0	5									
Carlos Delgado, L OBP: 0.435, SLG: 0.596	3-2 G3			2-3 K		3-1 SF9		1-3 K		3	0	0	1	0	2	2									
Josh Phelps, R OBP: 0.359, SLG: 0.465		2-2 G6-3		0-1 F7		3-H HR		2-3 K		4	1	1	2	0	1	1									
Orlando Hudson, S OBP: 0.330, SLG: 0.389						1-H HR				0	0	0	0	0	0	0									
Bobby Kielty, S OBP: 0.362, SLG: 0.396		1-0 F9		1-1 G5-3		3-1 HBP			3-1 P4	3	0	0	0	0	0	0									
Tom Wilson, R OBP: 0.333, SLG: 0.402		2-1 F9			2-0 F9			2-2 G4-3 1B		3	0	0	0	0	1	1									
Frank Catalanotto, L OBP: 0.351, SLG: 0.474						1-3 K				1	0	1	0	0	0	0									
Chris Woodward, R OBP: 0.319, SLG: 0.409			0-1 G4-3 2B		2-0 F9			0-0 G4-3		3	1	1	0	0	0	0									
Greg Myers, L OBP: 0.370, SLG: 0.490								1-2 G4-3		1	0	0	0	0	0	1									
Kevin Cash, R OBP: 0.190, SLG: 0.179										0	0	0	0	0	0	0									
Dave Berg, R OBP: 0.306, SLG: 0.391			2-2 G4-3		1-0 G4-3			2-2 L7		2	0	0	0	0	0	1									
Eric Hinske, L OBP: 0.322, SLG: 0.428										2	0	0	0	0	0	1									
Inning Stats	R: 0 E: 0 K: 1 S: 10	H: 0 LOB: 1 BB: 0 P: 16	R: 0 E: 0 K: 0 S: 7	H: 0 LOB: 0 BB: 0 P: 12	R: 1 E: 0 K: 1 S: 14	H: 2 LOB: 1 BB: 0 P: 20	R: 0 E: 0 K: 1 S: 7	H: 0 LOB: 0 BB: 0 P: 10	R: 0 E: 0 K: 0 S: 3	H: 0 LOB: 0 BB: 0 P: 8	R: 3 E: 0 K: 1 S: 13	H: 3 LOB: 1 BB: 0 P: 23	R: 0 E: 0 K: 0 S: 6	H: 0 LOB: 0 BB: 0 P: 9	R: 0 E: 0 K: 2 S: 12	H: 0 LOB: 1 BB: 1 P: 19	R: 0 E: 0 K: 0 S: 10	H: 1 LOB: 1 BB: 0 P: 17	1B: 3 2B: 2 3B: 0 HR: 1	SF: 1 SAC: 0 DP: 0 HBP: 2	WP: 0 PB: 0 SB: 0 CS: 0	PA: 36			
PITCHER	IP	WLS	BF	H	R	ER	SO	BB	IBB	HBP	BLK	WP	HR	S	P	ERA	WHIP								
Billy Traber, L ERA: 4.61	(1, 1)	5.2	24	5	4	4	3	0	0	2	0	0	1	51	85	6.35	0.882								
Jack Cressend, R ERA: 1.3	(6, 1)	2.1	8	0	0	0	3	1	0	0	0	0	0	21	32	0.00	0.429								
Danys Baez, R ERA: 3.5	(9, 1)	1.0	W	4	1	0	0	0	0	0	0	0	0	10	17	0.00	1.000								

Toronto Blue Jays @ Cleveland Indians
Jacobs Field, Cleveland, OH
Sun Aug 31 2003, 1:05 PM EDT
Att: 20,866 - Cloudy - 71 F

AB 32
R 4
H 6
RBI 4
BB 1
SO 6
LOB 14



Batter	1	2	3	4	5	6	7	8	9	AB	R	H	RBI	BB	SO	LOB	BOTTOM								
Coco Crisp, S OBP: 0.315, SLG: 0.375	1-2 P4	1-0 S 1B		1-2 CS	1-2 S 1B		4-2 CS BB			3	0	2	1	1	0	0									
Casey Blake, R OBP: 0.320, SLG: 0.441	0-1 BB 1B	3-H K			3-2 L9		1-2 F9			4	0	1	0	0	1	3									
Jody Gerut, L OBP: 0.339, SLG: 0.500	3-2 L8		0-0 F8		4-2 BB			0-0 G4-3		3	0	0	0	1	0	1									
Ryan Ludwick, R OBP: 0.311, SLG: 0.456	4-2 BB		1-2 G5-3		3-1 F8			1-0 P4		3	0	0	0	1	0	2									
Alex Escobar, R OBP: 0.233, SLG: 0.500	2-3 K		1-0 HR		3-2 P4			2-2 1B		4	1	2	1	0	1	4									
Ben Broussard, L OBP: 0.316, SLG: 0.424		2-2 G4-3	0-0 G5-3			0-2 G3		0-2 G4-3		4	0	0	0	0	0	1									
Tim Laker, R ERA: 5.36		3-2 WP 2B G4-3 1B		0-0 F9		3-0 P5		3-2 SH E 1B		4	1	2	0	0	0	0									
56 Angel Santos, S OBP: 0.254, SLG: 0.456										0	1	0	0	0	0	0									
2 Johnny Peralta, R OBP: 0.289, SLG: 0.315		2-0 G4-3 WP 1B 1B		2-3 K		0-2 G6-3		0-0 SH E		3	2	1	0	0	1	0									
Brandon Phillips, R OBP: 0.243, SLG: 0.304		2-2 G4-3		2-2 CS 1B				1-0 FC3		3	0	1	1	0	1	1									
Matt Lawton, L OBP: 0.340, SLG: 0.422										1	0	0	0	0	0	1									
Inning Stats	R: 0 E: 0 K: 1 S: 20	H: 1 LOB: 2 BB: 1 P: 30	R: 2 E: 0 K: 1 S: 15	H: 3 LOB: 1 BB: 0 P: 27	R: 1 E: 0 K: 0 S: 6	H: 1 LOB: 0 BB: 0 P: 8	R: 0 E: 0 K: 1 S: 11	H: 1 LOB: 0 BB: 0 P: 15	R: 0 E: 0 K: 0 S: 18	H: 1 LOB: 2 BB: 1 P: 32	R: 0 E: 0 K: 0 S: 8	H: 0 LOB: 0 BB: 0 P: 11	R: 0 E: 0 K: 1 S: 12	H: 0 LOB: 0 BB: 1 P: 19	R: 0 E: 0 K: 0 S: 9	H: 1 LOB: 1 BB: 0 P: 12	R: 2 E: 2 K: 0 S: 5	H: 1 LOB: 1 BB: 0 P: 9	1B: 8 2B: 0 3B: 0 HR: 1	SF: 0 SAC: 1 DP: 0 HBP: 0	WP: 1 PB: 0 SB: 2 CS: 2	PA: 37			
PITCHER	IP	WLS	BF	H	R	ER	SO	BB	IBB	HBP	BLK	WP	HR	S	P	ERA	WHIP								
Mark Hendrickson, L ERA: 5.31	(1, 1)	4.1	21	7	3	3	3	2	0	0	0	0	0	64	100	6.23	2.077								
Pete Walker, R ERA: 5.31	(5, 1)	3.1	11	1	0	0	1	1	0	0	0	0	0	32	51	0.00	0.600								
Jason Kershner, L ERA: 3.92	(8, 1)	0.1	L	4	1	2	0	0	0	0	0	0	0	8	12	0.00	3.000								

Toronto Blue Jays @ Cleveland Indians
Jacobs Field, Cleveland, OH
Sun Aug 31 2003, 1:05 PM EDT
Att: 20,866 - Cloudy - 71 F

AB 32
R 5
H 9
RBI 3
BB 3
SO 4
LOB 13



Batter	1	2	3	4	5	6	7	8	9	AB	R	H	RBI	BB	SO	LOB	TOP																			
Coco Crisp, S OBP: 0.320, SLG: 0.377 (1, 8)	F9	1B		CS	L9		HBP		1B	4	1	2	0	1	0	0	Cleveland Indians @ Detroit Tigers Comerica Park, Detroit, MI Mon Sep 01 2003, 1:05 PM EDT Att: 10,986 - Cloudy - 60 F																			
Casey Blake, R OBP: 0.323, SLG: 0.441 (1, 5)	1B		F8		G4-3		HBP		2B	4	1	2	0	0	0																					
Jody Gerut, L OBP: 0.342, SLG: 0.504 (1, 7)	1B		HR		P5		L6		2B	5	1	3	2	0	0	3																				
Ryan Ludwick, R OBP: 0.301, SLG: 0.442 (1, 9)	F7		P4		F7		K		G6-3	5	0	0	0	0	1	7																				
Ben Broussard, L OBP: 0.318, SLG: 0.443 (1, 3)	G4-3		HR		G3-1		HR		L9	5	2	2	3	0	0	3																				
48 Travis Hafner, L OBP: 0.339, SLG: 0.511 (1, 10)		G3-1	K		HR		K		G4-3	5	2	2	1	0	2	1																				
Josh Bard, S OBP: 0.287, SLG: 0.315 (1, 2)	G3-1		L6		P5		CS		2B	4	0	1	1	0	0	0																				
2 Jhonny Peralta, R OBP: 0.288, SLG: 0.314 (1, 6)	F8		P3		L4		1B			4	0	1	0	0	0	0																				
Brandon Phillips, R OBP: 0.243, SLG: 0.306 (1, 4)	1B		E4		E6		K		K	4	0	1	0	0	1	2																				
Inning Stats	R: 0 E: 0 K: 0 S: 16	H: 2 LOB: 2 BB: 0 P: 28	R: 1 E: 0 K: 0 S: 12	H: 3 LOB: 2 BB: 0 P: 19	R: 2 E: 0 K: 1 S: 9	H: 2 LOB: 0 BB: 0 P: 15	R: 0 E: 1 K: 0 S: 4	H: 0 LOB: 0 BB: 0 P: 6	R: 0 E: 0 K: 0 S: 5	H: 0 LOB: 0 BB: 0 P: 8	R: 1 E: 0 K: 0 S: 6	H: 1 LOB: 0 BB: 0 P: 8	R: 0 E: 1 K: 1 S: 14	H: 1 LOB: 3 BB: 0 P: 23	R: 1 E: 0 K: 2 S: 9	H: 3 LOB: 2 BB: 0 P: 15	R: 2 E: 0 K: 0 S: 12	H: 2 LOB: 1 BB: 1 P: 22	1B: 8 2B: 3 3B: 1 HR: 3	SF: 0 SAC: 0 DP: 1 HBP: 1	WP: 0 PB: 0 SB: 0 CS: 2	PA: 43														
PITCHER	IP	WLS	BF	H	R	ER	SO	BB	IBB	HBP	BLK	WP	HR	S	P	ERA	WHIP	PITCHER		IP	WLS	BF	H	R	ER	SO	BB	IBB	HBP	BLK	WP	HR	S	P	ERA	WHIP
45 Chris Mears, R ERA: 4.61 (1, 1)	4.0		18	7	3	3	1	0	0	0	0	0	1	41	68	6.75	1.750	Chris Spurling, R ERA: 5.18 (9, 1)		1.0		3	0	0	0	0	0	0	0	0	0	7	12	0.00	0.000	
Matt Roney, R ERA: 5.32 (5, 1)	2.0		7	1	1	1	0	0	0	0	0	0	1	11	16	4.50	0.500																			
Fernando Rodney, R ERA: 7.88 (7, 1)	0.1		4	1	0	0	0	0	0	1	0	0	0	9	13	0.00	3.000																			
Jamie Walker, L ERA: 3.51 (7, 1)	1.0	L	5	2	1	1	2	0	0	0	0	0	1	10	16	9.00	2.000																			
Franklyn German, R ERA: 4.95 (8, 1)	0.2		5	3	2	2	1	1	0	0	0	0	0	9	19	27.00	6.000																			

AB	40
R	7
H	14
RBI	7
BB	1
SO	4
LOB	16



Batter	1	2	3	4	5	6	7	8	9	AB	R	H	RBI	BB	SO	LOB	BOTTOM																				
Ben Petrick, R OBP: 0.287, SLG: 0.395 (1, 8)	P6		P4		2B		G5-3			4	1	1	0	0	0	0	Cleveland Indians @ Detroit Tigers Comerica Park, Detroit, MI Mon Sep 01 2003, 1:05 PM EDT Att: 10,986 - Cloudy - 60 F																				
Danny Klassen, R OBP: 0.286, SLG: 0.373 (1, 4)	F8		P3		2B		K			4	0	1	2	0	1	0																					
Craig Monroe, R OBP: 0.280, SLG: 0.435 (1, 7)	F7		F7		G5-3		P4			4	0	0	0	0	0	1																					
Dmitri Young, S OBP: 0.369, SLG: 0.552 (1, 10)		K		F8		FC5-4	G4-3			3	0	0	0	1	1	0																					
Cody Ross, R OBP: 0.222, SLG: 0.125 (1, 9)		BB		F8		FC5-4	K			4	0	1	0	0	1	2																					
Carlos Pena, L OBP: 0.330, SLG: 0.465 (1, 3)	F8		K		F7		K			4	0	0	0	0	2	1																					
Shane Halter, R OBP: 0.272, SLG: 0.338 (9, PH)		BB			G6-3		K			2	1	1	0	1	0	0																					
15 Brandon Inge, R OBP: 0.269, SLG: 0.370 (1, 2)	F7		HR		K		K			4	1	1	2	0	1	2																					
Ramon Santiago, S OBP: 0.283, SLG: 0.273 (1, 6)	F7				1B		G4-3			3	1	1	0	0	0	0																					
Inning Stats	R: 0 E: 0 K: 0 S: 7	H: 0 LOB: 0 BB: 0 P: 10	R: 0 E: 0 K: 1 S: 11	H: 1 LOB: 2 BB: 1 P: 18	R: 0 E: 0 K: 0 S: 5	H: 0 LOB: 0 BB: 0 P: 7	R: 0 E: 0 K: 0 S: 7	H: 0 LOB: 0 BB: 0 P: 10	R: 4 E: 0 K: 1 S: 16	H: 5 LOB: 2 BB: 1 P: 27	R: 0 E: 0 K: 1 S: 5	H: 0 LOB: 0 BB: 0 P: 6	R: 0 E: 0 K: 1 S: 10	H: 0 LOB: 0 BB: 0 P: 16	R: 0 E: 0 K: 1 S: 9	H: 0 LOB: 0 BB: 0 P: 14	R: 0 E: 0 K: 2 S: 10	H: 0 LOB: 0 BB: 0 P: 16	1B: 4 2B: 1 3B: 0 HR: 1	SF: 0 SAC: 0 DP: 0 HBP: 0	WP: 0 PB: 0 SB: 0 CS: 0	PA: 35															
PITCHER	IP	WLS	BF	H	R	ER	SO	BB	IBB	HBP	BLK	WP	HR	S	P	ERA	WHIP	PITCHER		IP	WLS	BF	H	R	ER	SO	BB	IBB	HBP	BLK	WP	HR	S	P	ERA	WHIP	
Jason Stanford, L ERA: 4.32 (1, 1)	4.1		20	6	4	4	2	0	1	0	0	0	0	18	32	0.00	0.000	Jose Santiago, R ERA: 2.69 (5, 1)		2.2	W	9	0	0	0	0	0	0	0	0	0	0	0	0	0	0	
Danys Baez, R ERA: 3.44 (8, 1)	1.0	H	3	0	0	0	1	0	0	0	0	0	0	9	14	0.00	0.000	David Riske, R ERA: 2.32 (9, 1)		1.0	S	3	0	0	0	0	0	0	0	0	0	0	0	0	0	0	0

AB	33
R	4
H	6
RBI	4
BB	2
SO	7
LOB	6



Batter	1	2	3	4	5	6	7	8	9	AB	R	H	RBI	BB	SO	LOB	TOP			
Coco Crisp, S OBP: 0.324, SLG: 0.380 (1, 8)	0-1 HR 1B		2-2 G6-3	0-0 1B		1-1 1B		0-3 K		5	1	3	0	0	1	2	Cleveland Indians @ Detroit Tigers Comerica Park, Detroit, MI Tue Sep 02 2003, 7:05 PM EDT Att: 9,318 - Cloudy - 73 F			
Omar Vizquel, S OBP: 0.321, SLG: 0.336 (1, 6)	0-0 L9		2-2 L9	4-2 1B		1-0 L9		1-0 P6		4	0	0	0	1	0	5				
Jody Gerut, L OBP: 0.343, SLG: 0.509 (1, 7)	1-1 HR		4-0 BB	0-0 G4-3				0-2 F7	0-1 P3	4	1	1	2	1	0	2				
Ryan Ludwick, R OBP: 0.298, SLG: 0.440 (1, 9)	2-2 P6		1-0 CS	0-1 E6 FC5-4 BB	0-0 G5-3			0-2 2B	1-3 K	5	0	1	0	0	1	0				
Matt Lawton, L OBP: 0.343, SLG: 0.423 (1, 10)	1-1 1B			4-0 BB FC5-4	3-0 1B G6-4-3			1-0 P6	1-3 K	4	0	2	0	1	1	1				
Casey Blake, R OBP: 0.287, SLG: 0.437 (1, 5)	0-2 F7			0-0 BB FC5-4 HR	1-2 G6-4-3			2-2 F8		4	1	0	0	0	0	5				
Ben Broussard, L OBP: 0.323, SLG: 0.453 (1, 3)		1-1 G4-3		2-0 HR		4-2 BB G6-4-3		4-2 BB 41 1B		2	1	1	2	2	0	0				
41 Victor Martinez, S OBP: 0.302, SLG: 0.283 (8, PR)		0-0 G4-3		0-0 HR		2-0 BB G6-4-3		1-2 1B		4	1	2	0	0	0	1				
Zach Sorensen, S OBP: 0.268, SLG: 0.257 (8, 2)				1-2 1B		1-2 1B		1-3 1B		0	0	0	0	0	0	0				
Josh Bard, S OBP: 0.267, SLG: 0.315 (8, 2)				HR						0	0	0	0	0	0	0				
Brandon Phillips, R OBP: 0.246, SLG: 0.316 (1, 4)		2-3 K		0-1 HR		4-1 BB 1B		3-3 K		3	1	1	2	1	2	2				
Inning Stats	R: 2 E: 0 K: 0 S: 14	H: 3 LOB: 1 BB: 0 P: 18	R: 0 E: 0 K: 1 S: 6	H: 0 LOB: 0 BB: 0 P: 9	R: 0 E: 0 K: 0 S: 7	H: 0 LOB: 0 BB: 1 P: 16	R: 4 E: 1 K: 0 S: 11	H: 4 LOB: 2 BB: 2 P: 21	R: 0 E: 0 K: 0 S: 8	H: 1 LOB: 0 BB: 0 P: 9	R: 0 E: 0 K: 0 S: 5	H: 1 LOB: 1 BB: 2 P: 20	R: 0 E: 0 K: 0 S: 13	H: 1 LOB: 2 BB: 1 P: 16	R: 0 E: 0 K: 2 S: 13	H: 0 LOB: 0 BB: 0 P: 10	1B: 7 2B: 1 3B: 0 HR: 3	SF: 0 SAC: 0 DP: 3 HBP: 0	WP: 0 PB: 0 SB: 1 CS: 1	PA: 42
PITCHER	IP WLS BF H R ER SO	IP WLS BF H R ER SO	IP WLS BF H R ER SO	IP WLS BF H R ER SO	IP WLS BF H R ER SO	IP WLS BF H R ER SO	IP WLS BF H R ER SO	IP WLS BF H R ER SO	IP WLS BF H R ER SO	IP WLS BF H R ER SO	IP WLS BF H R ER SO	IP WLS BF H R ER SO	IP WLS BF H R ER SO	IP WLS BF H R ER SO	IP WLS BF H R ER SO	IP WLS BF H R ER SO	ERA WHIP	ERA WHIP	ERA WHIP	
38 Jeremy Bonderman, R ERA: 9.68 (1, 1)	3.2 20	1.1 4	7 1	6 0	6 0	1 0	3 0	0 0	0 0	0 0	0 0	0 0	0 0	0 0	0 0	0 0	0 0	14.73	2.727	0.00
53 Brian Schmack, R ERA: 1.5 (4, 1)	1.1 W	4 1	0 0	0 0	0 0	0 0	0 0	0 0	0 0	0 0	0 0	0 0	0 0	0 0	0 0	0 0	0 0	0.00	0.750	0.00
Eric Eckenstahler, L ERA: 3.27 (6, 1)	1.2 H	8 2	0 0	0 0	0 0	0 0	2 0	0 0	0 0	0 0	0 0	0 0	0 0	0 0	0 0	0 0	0.00	2.400	0.00	
Matt Anderson, R ERA: 6.0 (7, 1)	0.1 H	1 0	0 0	0 0	0 0	0 0	0 0	0 0	0 0	0 0	0 0	0 0	0 0	0 0	0 0	0 0	0.00	0.000	0.00	
Jamie Walker, L ERA: 3.51 (8, 1)	0.0	2 1	0 0	0 0	0 0	0 0	1 0	0 0	0 0	0 0	0 0	0 0	0 0	0 0	0 0	0 0	=	=	=	
Ben Petrick, R OBP: 0.286, SLG: 0.381 (1, 8)	1-3 K		4-1 HR BB	0-2 G5-4-3		1-3 K				3	1	0	0	1	2	1	Cleveland Indians @ Detroit Tigers Comerica Park, Detroit, MI Tue Sep 02 2003, 7:05 PM EDT Att: 9,318 - Cloudy - 73 F			
Danny Klassen, R OBP: 0.284, SLG: 0.365 (1, 5)	1-0 1B		0-0 E1 HR	0-1 L5		1-3 K				4	1	1	0	0	1	1				
Craig Monroe, R OBP: 0.277, SLG: 0.430 (1, 7)	1-1 G5-4-3		1-2 G5-4-3	0-2 G6-3		0-1 F9				4	0	0	0	0	0	3				
Dmitri Young, S OBP: 0.371, SLG: 0.559 (1, 10)		0-1 G6-3	4-0 HR IBB	1-1 HR		0-0 1B SH				3	3	2	1	1	0	0				
Cody Ross, R OBP: 0.286, SLG: 0.421 (8, PR)	0-3 K		2-0 HR	1-2 2B		1-0 SH 1B				3	1	2	4	0	1	0				
Alex Sanchez, L OBP: 0.313, SLG: 0.362 (9, 8)			1-1 HR	1-2 2B		1-2 1B SH				0	0	0	0	0	0	0				
Carlos Pena, L OBP: 0.328, SLG: 0.470 (1, 3)	1-2 HR		0-0 G6-3	0-3 K		1-2 L8				4	1	1	1	0	1	3				
Shane Halter, R OBP: 0.273, SLG: 0.336 (1, 4)	4-0 BB		3-2 F8	1-0 F8		0-0 1B				2	1	0	0	1	0	0				
Warren Morris, L OBP: 0.337, SLG: 0.387 (6, PH)	15 WP 15 1B BB			1-3 2H 1B		1-3 2H 1B				1	0	1	1	0	0	0				
15 Brandon Inge, R OBP: 0.269, SLG: 0.368 (1, 2)	3-2 FC4 1B		0-0 G6-3	2-1 F9		0-3 K				4	0	1	1	0	1	2				
Ramon Santiago, S OBP: 0.283, SLG: 0.273 (1, 6)	0-1 FC4		2-2 G5-4-3 1B	3-1 F8		2-3 K				4	0	1	0	0	1	3				
Inning Stats	R: 0 E: 0 K: 1 S: 7	H: 1 LOB: 0 BB: 0 P: 10	R: 2 E: 0 K: 1 S: 13	H: 2 LOB: 1 BB: 1 P: 21	R: 4 E: 2 K: 0 S: 11	H: 1 LOB: 0 BB: 2 P: 25	R: 0 E: 0 K: 0 S: 7	H: 1 LOB: 0 BB: 0 P: 9	R: 1 E: 0 K: 0 S: 13	H: 2 LOB: 1 BB: 0 P: 15	R: 0 E: 0 K: 0 S: 5	H: 0 LOB: 0 BB: 0 P: 11	R: 0 E: 0 K: 2 S: 9	H: 0 LOB: 0 BB: 0 P: 11	R: 1 E: 1 K: 2 S: 15	H: 2 LOB: 2 BB: 0 P: 19	1B: 5 2B: 1 3B: 0 HR: 3	SF: 0 SAC: 1 DP: 2 HBP: 0	WP: 1 PB: 0 SB: 0 CS: 0	PA: 36
PITCHER	IP WLS BF H R ER SO	IP WLS BF H R ER SO	IP WLS BF H R ER SO	IP WLS BF H R ER SO	IP WLS BF H R ER SO	IP WLS BF H R ER SO	IP WLS BF H R ER SO	IP WLS BF H R ER SO	IP WLS BF H R ER SO	IP WLS BF H R ER SO	IP WLS BF H R ER SO	IP WLS BF H R ER SO	IP WLS BF H R ER SO	IP WLS BF H R ER SO	IP WLS BF H R ER SO	IP WLS BF H R ER SO	ERA WHIP	ERA WHIP	ERA WHIP	
31 Cliff Lee, L ERA: 3.0 (1, 1)	3.0 16	4 6	2 2	2 2	0 0	0 0	0 0	0 0	0 0	0 0	0 0	0 0	0 0	0 0	0 0	0 0	3.00	1.000	0.00	
Chad Durbin, R ERA: 3.0 (4, 1)	3.0 L	11 3	1 1	1 1	0 0	0 0	0 0	0 0	0 0	0 0	0 0	0 0	0 0	0 0	0 0	0 0	3.00	1.000	0.00	
Jack Cressend, R ERA: 1.51 (7, 1)	1.0 5	1 1	1 1	2 2	0 0	0 0	0 0	0 0	0 0	0 0	0 0	0 0	0 0	0 0	0 0	0 0	9.00	1.000	0.00	
63 Rafael Betancourt, R ERA: 1.73 (8, 1)	1.0 4	1 0	0 0	2 2	0 0	0 0	0 0	0 0	0 0	0 0	0 0	0 0	0 0	0 0	0 0	0 0	0.00	1.000	0.00	

Batter	1	2	3	4	5	6	7	8	9	10	11	AB	R	H	RBI	BB	SO	LOB	TOP																				
Coco Crisp, S OBP: 0.330, SLG: 0.387 (1, 8)	0-1 WP 1B	4-2 BB			2-3 K	0-0 2B			0-2 G1-5-3 1B	1-0 F8		5	2	3	0	1	1	1																					
Casey Blake, R OBP: 0.321, SLG: 0.436 (11, 3)	3-1 FC6-4 1B	0-2 FC5			2-1 1B	1-1 F9			0-1 G1-5-3		0-2 G4-3	6	1	2	1	0	0	4																					
Jody Gerut, L OBP: 0.340, SLG: 0.504 (7, 7)	2-1 FC6-4 1B		1-2 G3		1-3 K		2-0 P2		0-1 P5		1-1 G4-3	6	0	1	0	0	1	2																					
Ryan Ludwick, R OBP: 0.340, SLG: 0.438 Zach Scharnberg, S OBP: 0.286, SLG: 0.257 (5, 9)	1-2 FC6-4 1B		3-1 F8		2-0 BB	4-2 48 BB G4-6-3		4-2 48 BB G4-6-3	1-1 48 1B		3-1 F9	3	0	1	0	0	0	2																					
63 Rafael Betancourt, R Dany's Baez, R OBP: 0.324, SLG: 0.453 (8, 3)	1-2 48 G4-6-3				1-3 1B				2-2 1B			0	0	0	0	0	0	0																					
Ben Browssard, L Jose Santiago, R (11, 1)	1-2 2-3											0	0	0	0	0	0	0																					
48 Travis Hafner, L David Riske, R (9, 1)	0-2 G4-6-3		3-3 K		4-1 BB		0-0 G4-6-3		2-2 1B			4	0	1	0	1	1	3																					
56 Angel Santos, S (11, 5)	1-2				1-2 BB				1-3 1B			0	0	0	0	0	0	0																					
Alex Escobar, R OBP: 0.290, SLG: 0.576 (1, 9)		1-1 L7			4-2 HR				4-2 2 FC6 BB		0-2 F9	3	1	1	2	2	0	2																					
Josh Bard, S OBP: 0.286, SLG: 0.313 (1, 2)		0-0 2B 1B			0-1 G4-3				0-0 F7		1-3 K	5	1	1	0	0	1	4																					
2 Jhonny Peralta, R OBP: 0.286, SLG: 0.310 (1, 6)		0-0 1B			1-1 G6-3		2-3 K		2-0 FC6		0-2 G6-3	5	0	1	0	0	1	1																					
Brandon Phillips, R OBP: 0.240, SLG: 0.315 (1, 4)		3-2 FC5 1B			2-3 K		1-2 G5-3		1-0 G6-3		4-1 BB	4	0	1	1	1	1	2																					
Inning Stats	R: 1 E: 0 K: 0 S: 13	H: 3 LOB: 1 BB: 0 P: 19	R: 1 E: 0 K: 0 S: 14	H: 3 LOB: 2 BB: 1 P: 22	R: 0 E: 0 K: 2 S: 10	H: 0 LOB: 0 BB: 0 P: 17	R: 1 E: 0 K: 1 S: 8	H: 1 LOB: 0 BB: 0 P: 12	R: 1 E: 0 K: 2 S: 16	H: 2 LOB: 3 BB: 2 P: 31	R: 0 E: 0 K: 1 S: 12	H: 1 LOB: 1 BB: 0 P: 16	R: 0 E: 0 K: 0 S: 5	H: 0 LOB: 0 BB: 1 P: 11	R: 0 E: 0 K: 0 S: 5	H: 0 LOB: 1 BB: 1 P: 12	R: 1 E: 0 K: 0 S: 17	H: 3 LOB: 2 BB: 0 P: 20	R: 0 E: 0 K: 1 S: 9	H: 0 LOB: 1 BB: 1 P: 15	R: 0 E: 0 K: 0 S: 8	H: 0 LOB: 0 BB: 0 P: 12	1B: 11 2B: 1 3B: 0 HR: 1	SF: 0 SAC: 0 DP: 3 HBP: 0	WP: 1 PB: 0 SB: 0 CS: 0	PA: 49													
PITCHER	IP 5.0	WLS 25	BF 9	H 9	R 4	ER 4	SO 4	BB 3	IBB 0	HBP 0	BLK 0	WP 0	HR 0	S 61	P 101	ERA 7.20	WHIP 2.400																						
29 Nate Robertson, L ERA: 4.44																																							
Chris Spurling, R ERA: 5.02																																							
Franklyn German, R ERA: 4.82																																							
Fernando Rodney, R ERA: 7.11																																							
Matt Anderson, R ERA: 6.4																																							

Cleveland Indians @ Detroit Tigers
Comerica Park, Detroit, MI
Wed Sep 03 2003, 7:05 PM EDT
Att: 10,234 - Sunny - 77 F

livebaseballscorecards.com

AB 43
R 5
H 13
RBI 5
BB 6
SO 6
LOB 21

C

Batter	1	2	3	4	5	6	7	8	9	10	11	AB	R	H	RBI	BB	SO	LOB	BOTTOM																				
Andres Torres, S OBP: 0.255, SLG: 0.289 (9, 9)	3-2 G4-3 2B		1-3 K		0-0 F9		0-0 B3-4		0-3 K			4	1	1	0	0	1	2																					
Kevin Witt, L OBP: 0.308, SLG: 0.416 (9, PH)												1	0	0	0	0	1	2																					
Danny Klassen, R OBP: 0.292, SLG: 0.368 (1, 5)	0-1 G4-3 1B		3-3 K		2-0 1B				0-0 G5-3		1-3 K	5	0	2	1	0	2	2																					
Craig Monroe, R OBP: 0.275, SLG: 0.427 (8, PH)	1-2 P3		1-1 G5-3		3-2 G4-3				0-1 HR			3	0	0	0	0	0	4																					
Alex Sanchez, L OBP: 0.314, SLG: 0.364 (9, 8)												2	1	1	0	0	0	0																					
Dmitri Young, S OBP: 0.368, SLG: 0.553 (1, 10)	0-1 G4-3				1-3 K		0-1 G6-3		2-1 F7		0-3 K	5	0	0	1	0	2	2																					
Carlos Pena, L OBP: 0.330, SLG: 0.476 (1, 3)	3-3 K		2-3 K		2-3 K		2-3 K		2-2 HR		4-2 BB	4	1	1	2	1	3	1																					
Ben Petrick, R OBP: 0.281, SLG: 0.404 (1, 7)		1-0 F7			1-3 K		3-1 HR		3-1 G5-3		1-0 G5-3	5	1	1	1	0	1	1																					
Shane Halter, R OBP: 0.282, SLG: 0.350 (10, 6)		4-2 BB					4-2 1B BB		3-3 K			3	2	2	1	2	1	0																					
15 Brandon Inge, R OBP: 0.266, SLG: 0.364 (1, 2)		2-1 L7			3-3 K				0-0 L8		0-0 SH3-4	3	0	0	0	0	1	2																					
Ramon Santiago, S OBP: 0.293, SLG: 0.274 (9, PH)	1-2 G1-3				0-1 1B				0-2 F7		4-0 1B	3	0	1	0	0	0	1																					
Warren Morris, L OBP: 0.339, SLG: 0.387 (10, 4)					1-3 1B							0	0	0	0	1	0	0																					
Inning Stats	R: 1 E: 0 K: 1 S: 15	H: 2 LOB: 1 BB: 0 P: 22	R: 0 E: 0 K: 0 S: 8	H: 0 LOB: 1 BB: 1 P: 15	R: 0 E: 0 K: 2 S: 14	H: 0 LOB: 0 BB: 0 P: 19	R: 0 E: 0 K: 3 S: 11	H: 0 LOB: 0 BB: 0 P: 15	R: 1 E: 0 K: 1 S: 13	H: 2 LOB: 2 BB: 1 P: 25	R: 1 E: 0 K: 2 S: 11	H: 1 LOB: 0 BB: 0 P: 19	R: 0 E: 0 K: 0 S: 7	H: 0 LOB: 0 BB: 0 P: 9	R: 2 E: 0 K: 0 S: 10	H: 2 LOB: 0 BB: 0 P: 17	R: 0 E: 0 K: 2 S: 8	H: 1 LOB: 2 BB: 1 P: 13	R: 0 E: 0 K: 1 S: 8	H: 0 LOB: 1 BB: 1 P: 13	R: 1 E: 0 K: 0 S: 1	H: 1 LOB: 0 BB: 0 P: 2	1B: 4 2B: 2 3B: 0 HR: 3	SF: 0 SAC: 1 DP: 0 HBP: 0	WP: 0 PB: 0 SB: 0 CS: 0	PA: 43													
PITCHER	IP 6.0	WLS 3	BF 25	H 5	R 3	ER 3	SO 9	BB 2	IBB 0	HBP 0	BLK 0	WP 0	HR 1	S 72	P 115	ERA 4.50	WHIP 1.167																						
CC Sabathia, L ERA: 3.66																																							
63 Rafael Betancourt, R ERA: 1.07																																							
Dany's Baez, R ERA: 3.66																																							
David Riske, R ERA: 2.25																																							
Jose Santiago, R ERA: 3.04																																							

Cleveland Indians @ Detroit Tigers
Comerica Park, Detroit, MI
Wed Sep 03 2003, 7:05 PM EDT
Att: 10,234 - Sunny - 77 F

livebaseballscorecards.com

AB 38
R 6
H 9
RBI 6
BB 4
SO 12
LOB 17

D

Batter	1	2	3	4	5	6	7	8	9	AB	R	H	RBI	BB	SO	LOB	TOP										
Coco Crisp, S OBP: 0.331, SLG: 0.387 (1, 8)	L6		G3 1B		S 1B		G4-3		G6-3	5	0	2	0	0	0	0	Cleveland Indians @ Detroit Tigers Comerica Park, Detroit, MI Thu Sep 04 2003, 1:05 PM EDT Att: 11,371 - Cloudy - 70 F										
Matt Lawton, L OBP: 0.343, SLG: 0.421 (1, 10)	S 1B		G3		P5		BB		E6	4	0	1	0	1	0	2											
Jody Gerut, L OBP: 0.336, SLG: 0.498 (1, 7)	P6		L9		L9		G3		K	5	0	0	0	0	1	4											
Casey Blake, R OBP: 0.318, SLG: 0.432 (1, 5)	K		G5-3		P3		L8			4	0	0	0	0	1	2											
Ben Broussard, L OBP: 0.329, SLG: 0.454 (1, 3)					K		WP 1B BB			2	1	1	0	2	1	0											
Alex Escobar, R OBP: 0.282, SLG: 0.541 (1, 9)	F8		G5-3		G5-3		WP 1B BB		K2-3	4	0	1	0	0	1	2											
41 Victor Martinez, S OBP: 0.309, SLG: 0.284 (1, 2)	G4-6-3		G4-3		G4-3		BB			3	0	1	1	1	0	1											
56 Angel Santos, S OBP: 0.258, SLG: 0.441 (8, PH)					F9		F9			2	0	0	0	1	0	2											
48 Travis Hafner, L OBP: 0.339, SLG: 0.504 Brandon Phillips, R OBP: 0.249, SLG: 0.315 (8, 4)									K	1	0	0	0	0	1	2											
2 Jhonny Peralta, R OBP: 0.281, SLG: 0.305 Josh Bard, S OBP: 0.265, SLG: 0.311 (9, PH)	G6-3				F9		K		G3	3	0	0	0	0	1	2											
Inning Stats	R: 0 E: 0 K: 1 S: 14	H: 1 LOB: 1 BB: 0 P: 23	R: 0 E: 0 K: 0 S: 11	H: 1 LOB: 2 BB: 1 P: 19	R: 0 E: 0 K: 0 S: 9	H: 1 LOB: 1 BB: 0 P: 13	R: 0 E: 0 K: 1 S: 6	H: 0 LOB: 0 BB: 0 P: 7	R: 0 E: 0 K: 0 S: 10	H: 1 LOB: 1 BB: 0 P: 17	R: 1 E: 0 K: 0 S: 8	H: 2 LOB: 2 BB: 1 P: 14	R: 0 E: 0 K: 1 S: 8	H: 0 LOB: 1 BB: 1 P: 15	R: 0 E: 0 K: 2 S: 10	H: 0 LOB: 2 BB: 2 P: 22	R: 0 E: 1 K: 1 S: 11	H: 0 LOB: 1 BB: 0 P: 19	1B: 6 2B: 0 3B: 0 HR: 0	SF: 0 SAC: 0 DP: 0 HBP: 0	WP: 1 PB: 0 SB: 2 CS: 0	PA: 39					
PITCHER	IP	WLS	BF	H	R	ER	SO	BB	IBB	HBP	BLK	WP	HR	S	P	ERA	WHIP										
Gary Knotts, R ERA: 4.78 (1, 1)	6.2	W	28	6	1	1	3	2	0	0	0	0	0	64	101	1.35	1.200										
Eric Eckstein, L ERA: 3.09 (7, 1)	0.2	H	4	0	0	0	0	2	0	0	0	0	0	4	14	0.00	3.000										
53 Brian Schmack, R ERA: 1.42 (8, 1)	0.1	H	2	0	0	0	1	1	0	0	0	1	0	3	9	0.00	3.000										
Franklyn German, R ERA: 4.78 (8, 1)	0.1	H	1	0	0	0	1	0	0	0	0	0	0	3	6	0.00	0.000										
Danny Patterson, R ERA: 4.15 (9, 1)	1.0	S	4	0	0	0	1	0	0	0	0	0	0	11	19	0.00	0.000										

AB	34
R	1
H	6
RBI	1
BB	5
SO	6
LOB	17



Batter	1	2	3	4	5	6	7	8	9	AB	R	H	RBI	BB	SO	LOB	BOTTOM										
Ben Petrick, R OBP: 0.270, SLG: 0.387 (1, 8)	G5-3		K		G6-3			K		4	0	0	0	0	2	0	Cleveland Indians @ Detroit Tigers Comerica Park, Detroit, MI Thu Sep 04 2003, 1:05 PM EDT Att: 11,371 - Cloudy - 70 F										
Warren Morris, L OBP: 0.335, SLG: 0.381 (1, 4)	G6-3				L6		G3		K	4	0	0	0	0	1	0											
Bobby Higginson, L OBP: 0.317, SLG: 0.373 (1, 9)	F7				F8		G5-3		F8	4	0	0	0	0	0	0											
Dmitri Young, S OBP: 0.370, SLG: 0.553 (1, 10)			G4-3				BB		1B	2	0	1	0	1	0	0											
Carlos Pena, L OBP: 0.328, SLG: 0.472 (1, 3)			K		F8		F8			3	0	0	0	0	1	2											
Kevin Witt, L OBP: 0.312, SLG: 0.417 Craig Monroe, R OBP: 0.275, SLG: 0.427 (1, 7) (9, 7)							1B G4-6-3 1B		G1-3	2	1	1	0	0	0	0											
Shane Halter, R OBP: 0.282, SLG: 0.350 (1, 5)							1B G4-6-3 1B		K	3	0	1	0	0	1	1											
A.J. Hinch, R OBP: 0.211, SLG: 0.303 Alex Sanchez, L OBP: 0.315, SLG: 0.366 15 Brandon Inge, R OBP: 0.266, SLG: 0.364 (1, 2) (7, PH) (7, FR)					F8		G4-6-3			2	0	0	0	0	0	1											
Ramon Santiago, S OBP: 0.284, SLG: 0.274 (1, 6)					G4-3		WP 1B		B2-3	3	1	1	0	0	0	1											
Inning Stats	R: 0 E: 0 K: 0 S: 9	H: 0 LOB: 0 BB: 0 P: 12	R: 0 E: 0 K: 1 S: 6	H: 0 LOB: 0 BB: 0 P: 10	R: 0 E: 0 K: 1 S: 7	H: 0 LOB: 0 BB: 0 P: 9	R: 0 E: 0 K: 0 S: 8	H: 0 LOB: 1 BB: 1 P: 17	R: 2 E: 0 K: 0 S: 9	H: 3 LOB: 0 BB: 0 P: 15	R: 0 E: 0 K: 0 S: 10	H: 1 LOB: 1 BB: 0 P: 13	R: 0 E: 0 K: 1 S: 11	H: 1 LOB: 1 BB: 0 P: 14	R: 0 E: 0 K: 2 S: 10	H: 0 LOB: 0 BB: 0 P: 14		1B: 5 2B: 0 3B: 0 HR: 0	SF: 0 SAC: 0 DP: 1 HBP: 1	WP: 1 PB: 0 SB: 1 CS: 0	PA: 30						
PITCHER	IP	WLS	BF	H	R	ER	SO	BB	IBB	HBP	BLK	WP	HR	S	P	ERA	WHIP										
37 Jake Westbrook, R ERA: 4.55 (1, 1)	8.0	L	30	5	2	1	5	1	0	1	0	1	0	70	104	1.12	0.750										

AB	28
R	2
H	5
RBI	0
BB	1
SO	5
LOB	5



Batter	1	2	3	4	5	6	7	8	9	AB	R	H	RBI	BB	SO	LOB	TOP					
Coco Crisp, S OBP: 0.330, SLG: 0.385	F7		F9			F7		HBP BB G3 1B		4	1	1	0	0	0	0	Cleveland Indians @ Chicago White Sox U.S. Cellular Field, Chicago, IL Fri Sep 05 2003, 8:05 PM EDT Att: 27,196 - Sunny - 69 F					
Casey Blake, R OBP: 0.320, SLG: 0.431	F8		K			BB		G3 HBP BB		2	0	0	0	2	1	0						
Jody Gerut, L OBP: 0.338, SLG: 0.499	2B				G4-3	G4-3-6-3-6		G3 HBP		3	0	1	0	0	0	1						
Ben Broussard, L OBP: 0.328, SLG: 0.457	F7				P6			G3		4	1	1	1	0	0	3						
Alex Escobar, R OBP: 0.256, SLG: 0.488		G6-3			G5-3			K	K	4	0	0	0	0	2	3						
48 Travis Hafner, L OBP: 0.337, SLG: 0.500		G3				K			K	4	0	1	1	0	2	0						
41 Victor Martinez, S OBP: 0.325, SLG: 0.395 Zach Sorensen, S OBP: 0.286, SLG: 0.257								41 G4-6-3 1B		3	0	2	0	1	0	1						
2 Johnny Peralta, R OBP: 0.282, SLG: 0.302 Matt Lawton, L OBP: 0.343, SLG: 0.420		BB						G4-6-3	DI 1B	0	0	0	0	0	0	0						
		F8						F8	K	2	0	0	0	1	0	1						
Brandon Phillips, R OBP: 0.249, SLG: 0.324				L5		G6-3		HR	K	4	1	1	1	0	1	3						
Inning Stats	R: 0 E: 0 K: 0 S: 6	H: 1 LOB: 1 BB: 0 P: 13	R: 0 E: 0 K: 0 S: 11	H: 0 LOB: 1 BB: 1 P: 19	R: 0 E: 0 K: 1 S: 9	H: 0 LOB: 0 BB: 0 P: 15	R: 0 E: 0 K: 0 S: 6	H: 0 LOB: 0 BB: 0 P: 11	R: 0 E: 0 K: 1 S: 10	H: 1 LOB: 1 BB: 1 P: 16	R: 0 E: 0 K: 0 S: 6	H: 0 LOB: 0 BB: 0 P: 12	R: 1 E: 0 K: 1 S: 8	H: 2 LOB: 0 BB: 0 P: 12	R: 2 E: 0 K: 3 S: 16	H: 2 LOB: 2 BB: 1 P: 32	R: 0 E: 0 K: 3 S: 13	H: 1 LOB: 2 BB: 0 P: 17	1B: 3 2B: 2 3B: 1 HR: 1	SF: 0 SAC: 0 DP: 3 HBP: 1	WP: 0 PB: 0 SB: 0 CS: 0	PA: 36
PITCHER	IP	WLS	BF	H	R	ER	SO	BB	IBB	HBP	BLK	WP	HR	S	P	ERA	WHIP					
Jon Garland, R ERA: 4.31	7.1	W	27	5	2	2	3	3	0	0	0	0	1	59	104	2.46	1.091					
Scott Sullivan, R ERA: 3.79	0.0		2	1	0	0	0	1	0	0	0	0	0	2	7	∞	∞					
Damaso Marte, L ERA: 1.7	1.0	H	5	1	1	1	2	0	0	1	0	0	0	18	28	9.00	1.000					
Tom Gordon, R ERA: 3.43	0.2	S	2	0	0	0	2	0	0	0	0	0	0	6	8	0.00	0.000					

Batter	1	2	3	4	5	6	7	8	9	AB	R	H	RBI	BB	SO	LOB	BOTTOM				
Tony Graffanino, R OBP: 0.332, SLG: 0.450	SH5-3 1B	3-1 1B		P4		G6-3		F9		5	0	2	0	0	0	2	Cleveland Indians @ Chicago White Sox U.S. Cellular Field, Chicago, IL Fri Sep 05 2003, 8:05 PM EDT Att: 27,196 - Sunny - 69 F				
Roberto Alomar, S OBP: 0.340, SLG: 0.357	SH5-3	0-0 1B	0-1 F7	1-0 F7		BB 1B		F8		4	0	1	0	0	0	3					
Frank Thomas, R OBP: 0.390, SLG: 0.564	P3		P4		F7	BB 1B		L5		4	0	0	0	1	0	1					
Magglio Ordonez, R OBP: 0.386, SLG: 0.562	F7		G6-3		HR	F8				4	1	1	1	0	0	3					
Carlos Lee, R OBP: 0.332, SLG: 0.496		14 HR HBP	L5		G5-3			S 1B		3	1	1	0	0	0	0					
Carl Everett, S OBP: 0.368, SLG: 0.515 Aaron Rowand, R OBP: 0.307, SLG: 0.421		14 HR 1B		14 HR 2B 1B		2B		F7		4	2	3	0	0	0	1					
14 Paul Konerko, R OBP: 0.316, SLG: 0.421		1H 2H HR		24 HR 2B 1B		1B		FC5-4 IBB		2	1	2	3	2	0	0					
24 Joe Crede, R OBP: 0.306, SLG: 0.428		K		1-3 2H 2B		P5		L8		4	0	1	1	0	1	4					
Miguel Olivo, R OBP: 0.274, SLG: 0.351	G6-3			K		K		FC5-4		4	0	0	0	0	2	4					
Inning Stats	R: 0 E: 0 K: 0 S: 12	H: 1 LOB: 1 BB: 0 P: 18	R: 3 E: 0 K: 1 S: 19	H: 3 LOB: 1 BB: 0 P: 29	R: 0 E: 0 K: 0 S: 4	H: 0 LOB: 0 BB: 0 P: 11	R: 1 E: 0 K: 1 S: 11	H: 3 LOB: 2 BB: 0 P: 14	R: 1 E: 0 K: 0 S: 12	H: 2 LOB: 2 BB: 1 P: 24	R: 0 E: 0 K: 1 S: 12	H: 1 LOB: 2 BB: 1 P: 20	R: 0 E: 0 K: 0 S: 8	H: 1 LOB: 2 BB: 1 P: 14	R: 0 E: 0 K: 0 S: 9	H: 0 LOB: 0 BB: 0 P: 14		1B: 7 2B: 2 3B: 0 HR: 2	SF: 0 SAC: 1 DP: 0 HBP: 1	WP: 0 PB: 0 SB: 1 CS: 0	PA: 39
PITCHER	IP	WLS	BF	H	R	ER	SO	BB	IBB	HBP	BLK	WP	HR	S	P	ERA	WHIP				
Billy Traber, L ERA: 4.83	4.2	L	25	9	5	5	2	0	1	1	0	0	0	23	40	0.00	1.286				
Jose Santiago, R ERA: 2.77	2.1		11	2	0	0	1	1	1	0	0	0	0	9	14	0.00	0.000				
Jack Cressend, R ERA: 1.47	1.0		3	0	0	0	0	0	0	0	0	0	0	9	14	0.00	0.000				

Batter	1	2	3	4	5	6	7	8	9	AB	R	H	RBI	BB	SO	LOB	TOP			
Coco Crisp, S OBP: 0.326, SLG: 0.381 (1, 8)	F9		G5-3				K		F7	4	0	0	0	0	1	2	Cleveland Indians @ Chicago White Sox U.S. Cellular Field, Chicago, IL Sat Sep 06 2003, 1:15 PM EDT Att: 24,796 - Sunny - 69 F			
Brandon Phillips, R OBP: 0.246, SLG: 0.320 (1, 4)	K		K				F8		G6-3	4	0	0	0	0	2	3				
Jody Gerut, L OBP: 0.339, SLG: 0.505 (1, 7)	K									3	1	1	3	1	2	0				
Casey Blake, R OBP: 0.319, SLG: 0.429 (1, 5)										4	0	1	0	0	1	2				
Ben Broussard, L OBP: 0.330, SLG: 0.458 (1, 3)										4	1	2	0	0	2	1				
Alex Escobar, R OBP: 0.234, SLG: 0.444 (1, 9)										4	0	0	0	0	1	3				
48 Travis Hafner, L OBP: 0.336, SLG: 0.496 (1, 10)										4	0	1	0	0	3	2				
Josh Bard, S OBP: 0.268, SLG: 0.325 (1, 2)										4	2	2	2	0	0	2				
2 Jhonny Peralta, R OBP: 0.286, SLG: 0.308 (1, 6)										3	1	1	0	1	1	0				
Inning Stats	R: 0 E: 0 K: 2 S: 9	H: 0 LOB: 0 BB: 0 P: 12	R: 0 E: 0 K: 2 S: 9	H: 1 LOB: 1 BB: 0 P: 13	R: 3 E: 0 K: 1 S: 16	H: 3 LOB: 0 BB: 0 P: 22	R: 2 E: 0 K: 2 S: 11	H: 2 LOB: 0 BB: 0 P: 17	R: 0 E: 0 K: 1 S: 14	H: 2 LOB: 2 BB: 0 P: 15	R: 0 E: 0 K: 0 S: 6	H: 0 LOB: 0 BB: 2 P: 15	R: 0 E: 0 K: 3 S: 10	H: 0 LOB: 0 BB: 0 P: 14	R: 0 E: 0 K: 0 S: 6	H: 0 LOB: 0 BB: 0 P: 8	1B: 5 2B: 1 3B: 0 HR: 2	SF: 0 SAC: 1 DP: 0 HBP: 0	WP: 0 PB: 0 SB: 0 CS: 0	PA: 37
PITCHER	IP	WLS	BF	H	R	ER	SO	BB	IBB	HBP	BLK	WP	HR	S	P	ERA	WHIP			
Esteban Loaiza, R ERA: 2.6 (1, 1)	7.0	W	31	8	5	5	10	1	1	0	0	0	2	77	114	6.43	1.286			
Damaso Marte, L ERA: 1.98 (8, 1)	1.0	H	3	0	0	0	3	0	0	0	0	0	0	10	14	0.00	0.000			
Tom Gordon, R ERA: 3.38 (9, 1)	1.0	S	3	0	0	0	0	0	0	0	0	0	0	6	8	0.00	0.000			

Batter	1	2	3	4	5	6	7	8	9	AB	R	H	RBI	BB	SO	LOB	BOTTOM			
Tony Graffanino, R OBP: 0.332, SLG: 0.446 (1, 4)	S									2	1	0	0	1	0	1	Cleveland Indians @ Chicago White Sox U.S. Cellular Field, Chicago, IL Sat Sep 06 2003, 1:15 PM EDT Att: 24,796 - Sunny - 69 F			
Roberto Alomar, S OBP: 0.340, SLG: 0.358 (7, FH) (8, 4)	1B	P4								2	1	1	0	0	1	0				
Carlos Lee, R OBP: 0.334, SLG: 0.497 (1, 7)										5	1	3	1	0	0	1				
Willie Harris, L OBP: 0.234, SLG: 0.217 (9, 8)	HR									0	0	0	0	0	0	0				
Frank Thomas, R OBP: 0.387, SLG: 0.558 (1, 10)	K									5	0	0	0	0	3	4				
Magglio Ordonez, R OBP: 0.386, SLG: 0.563 (1, 9)	HR									3	2	1	0	1	0	0				
14 Paul Konerko, R OBP: 0.317, SLG: 0.430 (1, 3)	P2									4	2	2	3	0	0	2				
Carl Everett, S OBP: 0.369, SLG: 0.522 (1, 8)										4	1	2	3	0	2	0				
Aaron Rowand, R OBP: 0.307, SLG: 0.421 (8, 8) (9, 7)	HR									0	0	0	0	0	0	0				
24 Joe Crede, R OBP: 0.307, SLG: 0.433 (1, 5)										4	0	2	1	0	1	0				
Jose Valentin, S OBP: 0.311, SLG: 0.447 (1, 6)										3	0	0	0	1	2	3				
Miguel Olivo, R OBP: 0.276, SLG: 0.356 (1, 2)										2	0	1	0	0	1	0				
Brian Dabach, L OBP: 0.372, SLG: 0.394 (6, PH) (7, 2)										1	0	0	0	0	1	1				
Sandy Alomar Jr., R OBP: 0.283, SLG: 0.402 (7, 2)										1	0	0	0	0	0	0				
Inning Stats	R: 4 E: 0 K: 2 S: 19	H: 3 LOB: 1 BB: 2 P: 36	R: 0 E: 0 K: 2 S: 12	H: 1 LOB: 1 BB: 0 P: 16	R: 0 E: 0 K: 1 S: 8	H: 0 LOB: 0 BB: 0 P: 9	R: 0 E: 0 K: 1 S: 11	H: 1 LOB: 1 BB: 0 P: 16	R: 0 E: 0 K: 0 S: 5	H: 0 LOB: 0 BB: 0 P: 8	R: 1 E: 0 K: 3 S: 12	H: 1 LOB: 1 BB: 1 P: 23	R: 3 E: 0 K: 1 S: 22	H: 5 LOB: 2 BB: 0 P: 33	R: 0 E: 0 K: 1 S: 13	H: 1 LOB: 1 BB: 0 P: 19	1B: 6 2B: 4 3B: 0 HR: 2	SF: 0 SAC: 0 DP: 0 HBP: 0	WP: 0 PB: 0 SB: 3 CS: 0	PA: 39
PITCHER	IP	WLS	BF	H	R	ER	SO	BB	IBB	HBP	BLK	WP	HR	S	P	ERA	WHIP			
Jason Stanford, L ERA: 4.8 (1, 1)	5.0		22	5	4	4	6	2	0	0	0	0	1	55	85	7.20	1.400			
63 Rafael Betancourt, R ERA: 1.93 (7, 1)	1.0	B	5	1	1	1	3	1	0	0	0	0	1	12	23	9.00	2.000			
Jack Cressend, R ERA: 1.93 (7, 1)	0.2	L	4	2	2	2	1	0	0	0	0	0	0	11	16	27.00	3.000			
Danys Baez, R ERA: 3.78 (7, 1)	0.1		4	3	1	1	0	0	0	0	0	0	0	11	17	27.00	9.000			
Jason Boyd, R ERA: 4.4 (8, 1)	1.0		4	1	0	0	1	0	0	0	0	0	0	13	19	0.00	1.000			

AB 34
R 5
H 8
RBI 5
BB 2
SO 13
LOB 15




AB 36
R 8
H 12
RBI 8
BB 3
SO 11
LOB 12



Batter	1	2	3	4	5	6	7	8	9	AB	R	H	RBI	BB	SO	LOB	TOP					
Coco Crisp, S OBP: 0.322, SLG: 0.375 (1, 8)	G3-1		G3			G4-3	FC6-2-5		K	5	0	0	0	0	1	1						
Casey Blake, R OBP: 0.322, SLG: 0.437 (1, 5)	K		1B			HR	IBB			3	1	2	1	1	1	0						
Jody Gerut, L OBP: 0.339, SLG: 0.507 (1, 7)	F9		F7			41 FC5-6	3B		K	4	0	1	0	0	1	3						
Ben Broussard, L OBP: 0.331, SLG: 0.471 (1, 3)		HR				41 G4-1	2B		K	4	1	2	1	0	1	1						
41 Victor Martinez, S OBP: 0.322, SLG: 0.303 (1, 2)	K		G4-1			FC5-2-6			1B	4	0	1	0	0	1	2						
48 Travis Hafner, L OBP: 0.286, SLG: 0.492 (8, PH)	FC5-4		BB			3-H	K		K	2	0	0	0	1	2	2						
Tim Laker, R OBP: 0.274, SLG: 0.365 (8, PH)						1-3	K		K	1	0	0	0	0	1	1						
Alex Escobar, R OBP: 0.235, SLG: 0.417 (1, 9)	FC5-4		F9			4-2	56 2B 2 SF7		K	3	1	0	0	1	1	3						
56 Angel Santos, S OBP: 0.258, SLG: 0.444 (1, 4)	F7					0-2	G4-3		P6	4	0	1	0	0	0	1						
2 Jhonny Peralta, R OBP: 0.282, SLG: 0.304 (9, PH)			G6-3			1-3	K		K	2	0	0	1	0	1	0						
Zach Sorensen, S OBP: 0.279, SLG: 0.250 (9, PH)						2-3	SF7		K	1	0	0	0	0	1	0						
Inning Stats	R: 0 E: 0 K: 1 S: 7	H: 0 LOB: 0 BB: 0 P: 9	R: 1 E: 0 K: 1 S: 14	H: 1 LOB: 1 BB: 1 P: 26	R: 0 E: 0 K: 0 S: 7	H: 1 LOB: 1 BB: 0 P: 12	R: 0 E: 0 K: 1 S: 7	H: 1 LOB: 1 BB: 0 P: 12	R: 0 E: 0 K: 1 S: 8	H: 0 LOB: 0 BB: 0 P: 11	R: 1 E: 0 K: 1 S: 10	H: 2 LOB: 1 BB: 0 P: 13	R: 1 E: 0 K: 1 S: 11	H: 1 LOB: 2 BB: 2 P: 28	R: 0 E: 0 K: 3 S: 10	H: 1 LOB: 1 BB: 0 P: 17	R: 0 E: 0 K: 2 S: 7	H: 0 LOB: 0 BB: 0 P: 8	1B: 2 2B: 2 3B: 1 HR: 2	SF: 1 SAC: 0 DP: 0 HBP: 0	WP: 0 PB: 0 SB: 0 CS: 0	PA: 37
PITCHER	IP	WLS	BF	H	R	ER	SO	BB	IBB	HBP	BLK	WP	HR	S	P	ERA	WHIP					
Dan Wright, R ERA: 3.42	(1, 1)	5.0	21	5	2	2	4	1	0	0	0	0	2	47	75	3.60	1.200					
Kelly Wunsch, L ERA: 1.74	(6, 1)	1.0	3	0	0	0	1	0	0	0	0	0	0	6	8	0.00	0.000					
Scott Sullivan, R ERA: 3.9	(7, 1)	0.1	3	1	1	1	0	1	0	0	0	0	0	7	15	27.00	6.000					
Scott Schoeneweis, L ERA: 4.85	(7, 1)	0.2	W	3	0	0	1	0	1	0	0	0	0	4	13	0.00	0.000					
Damaso Marte, L ERA: 1.68	(8, 1)	1.0	H	4	1	0	3	0	0	0	0	0	0	10	17	0.00	1.000					

Cleveland Indians @ Chicago White Sox
U.S. Cellular Field, Chicago, IL
Sun Sep 07 2003, 2:05 PM EDT
Att: 19,999 - Sunny - 80 F


AB 33
R 3
H 7
RBI 3
BB 3
SO 11
LOB 14



Batter	1	2	3	4	5	6	7	8	9	AB	R	H	RBI	BB	SO	LOB	BOTTOM					
Tony Graffanino, R OBP: 0.336, SLG: 0.444 (7, PH)	SH1		FC6-4			FC6-5	K			1	0	0	0	2	0	1						
Jose Valentin, S OBP: 0.311, SLG: 0.446 (8, 6)	BB		1-2			WP	BB		1-2	1	0	0	0	1	1	1						
Roberto Alomar, S OBP: 0.340, SLG: 0.356 (1, 4)	SH1		F8			FC6-5	BB		BB	3	2	0	0	1	1	4						
Frank Thomas, R OBP: 0.388, SLG: 0.563 (1, 10)	K		F9			1-3	1B		HR	3	2	1	3	1	1	2						
Magglio Ordonez, R OBP: 0.387, SLG: 0.561 (1, 9)	F9					4-0	1B		HR	3	0	1	1	1	0	1						
Carlos Lee, R OBP: 0.332, SLG: 0.494 (9, 7)						3-1	BB		F9	3	0	1	1	0	2	1						
Aaron Rowand, R OBP: 0.307, SLG: 0.421 (9, 7)	K					1-3	2H		1B	0	0	0	0	0	0	0						
Carl Everett, S OBP: 0.370, SLG: 0.519 (8, FR)	G4-3		F7			0-0	SF7		P3	2	0	0	0	2	0	1						
Willie Harris, L OBP: 0.234, SLG: 0.217 (9, 8)						4-1	3-H		14 HR	0	1	0	0	0	0	0						
14 Paul Konerko, R OBP: 0.321, SLG: 0.441 (1, 3)						1-2	BB		14 HR	4	1	3	2	0	0	2						
24 Joe Crede, R OBP: 0.309, SLG: 0.433 (1, 5)	K					0-2	F7		HR	4	1	2	0	0	1	1						
Sandy Alomar Jr., R OBP: 0.284, SLG: 0.401 (1, 2)			FC6-4			1-0	P4		BB	3	0	1	0	0	1	1						
Inning Stats	R: 0 E: 0 K: 1 S: 8	H: 0 LOB: 1 BB: 1 P: 16	R: 0 E: 0 K: 2 S: 12	H: 1 LOB: 1 BB: 0 P: 18	R: 0 E: 0 K: 0 S: 8	H: 1 LOB: 1 BB: 0 P: 12	R: 0 E: 0 K: 1 S: 5	H: 0 LOB: 0 BB: 1 P: 11	R: 0 E: 0 K: 0 S: 7	H: 1 LOB: 0 BB: 0 P: 10	R: 2 E: 0 K: 0 S: 15	H: 1 LOB: 3 BB: 3 P: 33	R: 3 E: 0 K: 1 S: 17	H: 2 LOB: 0 BB: 1 P: 26	R: 2 E: 0 K: 2 S: 16	H: 2 LOB: 2 BB: 2 P: 26	1B: 6 2B: 0 3B: 0 HR: 2	SF: 1 SAC: 2 DP: 0 HBP: 0	WP: 1 PB: 0 SB: 0 CS: 1	PA: 39		
PITCHER	IP	WLS	BF	H	R	ER	SO	BB	IBB	HBP	BLK	WP	HR	S	P	ERA	WHIP					
31 Cliff Lee, L ERA: 3.06	(1, 1)	5.1	22	4	2	2	4	4	0	0	0	0	1	24	37	16.20	2.400					
Danys Baez, R ERA: 4.09	(6, 1)	1.2	L	9	2	3	3	2	0	0	0	0	0	1	24	37	16.20	2.400				
David Lee, R ERA: 27.0	(8, 1)	0.2	6	2	2	2	1	2	0	0	0	0	1	13	22	27.00	6.000					
David Riske, R ERA: 2.24	(8, 1)	0.1	1	0	0	0	1	0	0	0	0	0	0	3	4	0.00	0.000					

Cleveland Indians @ Chicago White Sox
U.S. Cellular Field, Chicago, IL
Sun Sep 07 2003, 2:05 PM EDT
Att: 19,999 - Sunny - 80 F

AB 27
R 7
H 8
RBI 7
BB 8
SO 7
LOB 15



Batter	1	2	3	4	5	6	7	8	9	AB	R	H	RBI	BB	SO	LOB	TOP										
Coco Crisp, S OBP: 0.323, SLG: 0.381 (1, 8)	1-1 SF8 3B		1-2 L4			3-1 G6-3	0-0 1B		3-1 P6	5	1	2	0	0	0	1	Cleveland Indians @ Kansas City Royals Kauffman Stadium, Kansas City, MO Tue Sep 09 2003, 7:05 PM CDT Att: 12,389 - Cloudy - 81 F										
Casey Blake, R OBP: 0.321, SLG: 0.435 (1, 5)	3-2 SF8			3-2 G6-3		1-2 E6 1B	0-3 K		1-0 G4-3 1B	4	1	1	1	0	1	2											
Jody Gerut, L OBP: 0.337, SLG: 0.502 (1, 7)	3-H 1-3 K			1-0 F8		2-0 1B 1B	1-0 F8		1-0 G4-3	4	1	0	0	0	1	4											
Alex Escobar, R OBP: 0.255, SLG: 0.412 (1, 9)	0-0 F7			4-2 BB		0-0 1B 41 HR		1-0 F9		3	1	1	1	1	0	0											
Ben Broussard, L OBP: 0.333, SLG: 0.471 (1, 3)		1-3 K		3-1 G3		0-1 41 HR 1B		1-1 41 48 SF8 1B		4	2	2	1	0	1	1											
41 Victor Martinez, S OBP: 0.326, SLG: 0.336 (1, 2)		0-0 P4			3-2 P5	0-0 HR		0-0 1B		4	1	2	3	0	0	0											
Tim Laker, R OBP: 0.375, SLG: 0.361 48 Travis Hafner, L OBP: 0.335, SLG: 0.492 (8, PH)		2-3 K		4-2 BB 2 CS		1-3 K		3-2 SF8		2	0	0	0	1	2	0											
2 Jhonny Peralta, R OBP: 0.282, SLG: 0.303 (1, 6)			1-0 F7		3-3 K		2-2 1B 1B	0-0 G5-3		4	0	1	0	0	1	2											
Brandon Phillips, R OBP: 0.246, SLG: 0.319 (1, 4)			1-2 G6-3		0-0 F8		2-3 K		1-2 1B 1B	4	0	1	0	0	1	1											
Inning Stats	R: 1 E: 0 K: 1 S: 11	H: 1 LOB: 0 BB: 0 P: 16	R: 0 E: 0 K: 2 S: 10	H: 0 LOB: 0 BB: 0 P: 13	R: 0 E: 0 K: 0 S: 7	H: 0 LOB: 0 BB: 0 P: 10	R: 0 E: 0 K: 0 S: 9	H: 0 LOB: 1 BB: 1 P: 20	R: 0 E: 0 K: 1 S: 11	H: 2 LOB: 2 BB: 0 P: 16	R: 1 E: 0 K: 0 S: 8	H: 2 LOB: 1 BB: 0 P: 13	R: 0 E: 0 K: 0 S: 7	H: 2 LOB: 1 BB: 0 P: 13	1B: 8 2B: 1 3B: 1 HR: 1	SF: 2 SAC: 0 DP: 2 HBP: 1		WP: 0 PB: 0 SB: 0 CS: 1	PA: 39								
PITCHER	IP	WLS	BF	H	R	ER	SO	BB	IBB	HBP	BLK	WP	HR	S	P	ERA	WHIP										
41 Jimmy Gobble, L ERA: 4.89 (1, 1)	6.0	L	25	4	6	1	5	2	0	1	0	0	1	61	100	1.50	1.000										
D.J. Carrasco, R ERA: 3.89 (7, 1)	2.0		10	4	1	1	2	0	0	0	0	0	0	19	29	4.50	2.000										
Mike MacDougal, R ERA: 4.5 (9, 1)	1.0		4	2	0	0	0	0	0	0	0	0	0	7	13	0.00	2.000										

AB	34
R	7
H	10
RBI	7
BB	2
SO	7
LOB	11



Batter	1	2	3	4	5	6	7	8	9	AB	R	H	RBI	BB	SO	LOB	BOTTOM										
Aaron Guiel, L OBP: 0.372, SLG: 0.531 (1, 9)	0-1 L4-3 1B		0-2 L8		3-2 F7		2-1 1B		0-2 1B	5	0	3	0	0	0	0	Cleveland Indians @ Kansas City Royals Kauffman Stadium, Kansas City, MO Tue Sep 09 2003, 7:05 PM CDT Att: 12,389 - Cloudy - 81 F										
Joe Randa, R OBP: 0.340, SLG: 0.431 (1, 5)	0-1 L4-3		1-1 29 1B		0-1 P4		1-1 F7		0-1 P3	5	0	1	0	0	0	5											
29 Mike Sweeney, R OBP: 0.410, SLG: 0.490 (1, 10)	4-0 1B BB		1-0 1B		1-6 L6		0-0 1B		0-2 1B	3	0	2	0	1	0	0											
Carlos Beltrán, S OBP: 0.387, SLG: 0.508 (1, 8)	2-2 1B		2-1 F7		1-0 G4-3		2-3 K		1-3 K	4	0	1	0	0	1	3											
Raul Ibanez, L OBP: 0.338, SLG: 0.448 (1, 7)	0-0 P5		1-1 F7		2-3 K		1-3 K		0-0 F8	4	0	0	0	0	2	5											
Ken Harvey, R OBP: 0.316, SLG: 0.417 (1, 3)		0-1 G6-4-3 1B		0-0 P6		3-2 G5-3		0-0 F8		4	0	1	0	0	0	1											
4 Angel Berroa, R OBP: 0.334, SLG: 0.458 (1, 6)		2-2 G6-4-3		1-3 K		2-0 P2		2-2 G6-3		4	0	0	0	0	1	1											
Desi Relaford, S OBP: 0.318, SLG: 0.387 (1, 4)		4-0 BB		0-1 G4-3		0-0 2B 2B		0-0 P5		3	1	1	0	1	0	0											
Brent Mayne, L OBP: 0.307, SLG: 0.343 Rondell White, R OBP: 0.333, SLG: 0.466 Mendy López, R OBP: 0.289, SLG: 0.397 (9, PR)		1-2 F7		1-2 G4-3		0-0 1B 2B		1-2 1B		3	0	1	1	0	0	1											
Inning Stats	R: 0 E: 0 K: 0 S: 8	H: 2 LOB: 2 BB: 1 P: 14	R: 0 E: 0 K: 0 S: 8	H: 1 LOB: 1 BB: 1 P: 15	R: 0 E: 0 K: 0 S: 10	H: 2 LOB: 2 BB: 0 P: 15	R: 0 E: 0 K: 1 S: 7	H: 0 LOB: 0 BB: 0 P: 8	R: 0 E: 0 K: 1 S: 10	H: 0 LOB: 0 BB: 0 P: 14	R: 1 E: 0 K: 0 S: 11	H: 3 LOB: 2 BB: 0 P: 19	R: 0 E: 0 K: 2 S: 8	H: 1 LOB: 1 BB: 0 P: 11	R: 0 E: 0 K: 0 S: 13	H: 2 LOB: 2 BB: 0 P: 16		1B: 9 2B: 3 3B: 0 HR: 0	SF: 0 SAC: 0 DP: 2 HBP: 0	WP: 0 PB: 0 SB: 0 CS: 0	PA: 38						
PITCHER	IP	WLS	BF	H	R	ER	SO	BB	IBB	HBP	BLK	WP	HR	S	P	ERA	WHIP										
Jason Davis, R ERA: 4.45 (1, 1)	5.0	W	20	5	0	0	1	2	0	0	0	0	0	43	66	0.00	1.400										
Jack Cressend, R ERA: 2.08 (6, 1)	1.2		8	3	1	1	1	0	0	0	0	0	0	17	28	5.40	1.800										
63 Rafael Betancourt, R ERA: 1.84 (7, 1)	1.1		5	1	0	0	2	0	0	0	0	0	0	10	14	0.00	0.750										
David Riske, R ERA: 2.21 (9, 1)	1.0		5	2	0	0	0	0	0	0	0	0	0	13	16	0.00	2.000										

AB	36
R	1
H	11
RBI	1
BB	2
SO	4
LOB	16



Batter	1	2	3	4	5	6	7	8	9	AB	R	H	RBI	BB	SO	LOB	TOP				
Coco Crisp, S OBP: 0.321, SLG: 0.379 (1, 8)	F9		G5-4-3			K		F7		5	0	1	0	0	1	3	Cleveland Indians @ Kansas City Royals Kauffman Stadium, Kansas City, MO Wed Sep 10 2003, 7:05 PM CDT Att: 21,581 - Sunny - 81 F				
Jody Gerut, L OBP: 0.340, SLG: 0.506 (1, 7)	F8			1B 1B	2B		1B	G4-3		5	1	3	0	0	0	0					
Casey Blake, R OBP: 0.320, SLG: 0.433 (1, 5)	L8			1B	P3		P6	G1-3		5	1	1	0	0	0	2					
Ben Broussard, L OBP: 0.332, SLG: 0.467 (1, 3)		G6-3		1B	G5-3		F8	G4-3		5	1	1	0	0	0	2					
Alex Escobar, R OBP: 0.288, SLG: 0.436 (1, 9)	K			HR	1B					4	2	3	2	0	1	0					
Josh Bard, S OBP: 0.272, SLG: 0.336 (1, 2)	F8			HR	HR					3	1	1	3	1	0	1					
48 Travis Hafner, L OBP: 0.335, SLG: 0.498 41 Victor Martinez, S OBP: 0.325, SLG: 0.333 (7, PH)			F8	G3-1				G5-3		3	0	1	1	0	0	0					
2 Jhonny Peralta, R OBP: 0.286, SLG: 0.319 (1, 6)				HR	F8			G5-3		3	1	1	1	1	0	0					
Brandon Phillips, R OBP: 0.246, SLG: 0.318 (1, 4)				G5-4-3	L7			K		4	0	1	0	0	1	2					
Inning Stats	R: 0 E: 0 K: 0 S: 7	H: 0 LOB: 0 BB: 0 P: 9	R: 0 E: 0 K: 1 S: 8	H: 0 LOB: 0 BB: 0 P: 10	R: 1 E: 0 K: 0 S: 5	H: 2 LOB: 0 BB: 0 P: 6	R: 5 E: 0 K: 0 S: 18	H: 5 LOB: 0 BB: 0 P: 30	R: 0 E: 0 K: 0 S: 9	H: 2 LOB: 1 BB: 0 P: 11	R: 0 E: 0 K: 0 S: 10	H: 2 LOB: 3 BB: 1 P: 18	R: 0 E: 0 K: 1 S: 8	H: 0 LOB: 0 BB: 0 P: 11	R: 0 E: 0 K: 0 S: 9	H: 0 LOB: 0 BB: 0 P: 13		1B: 9 2B: 1 3B: 1 HR: 2	SF: 0 SAC: 0 DP: 1 HBP: 0	WP: 0 PB: 0 CS: 0	PA: 40
PITCHER	IP	WLS	BF	H	R	ER	SO	BB	IBB	HBP	BLK	WP	HR	S	P	ERA	WHIP				
Brian Anderson, L ERA: 3.89 51 Kris Wilson, R ERA: 4.99 Curt Leskanic, R ERA: 2.44 Jeremy Affeldt, L ERA: 4.19	(1, 1)	4.1	20	9	6	6	1	0	0	0	0	0	2	43	61	12.46	2.077				

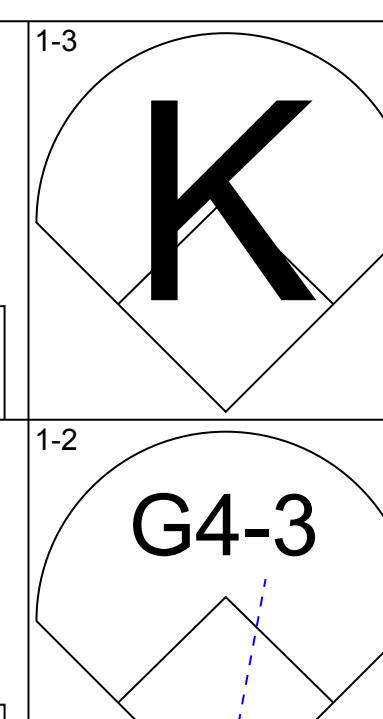
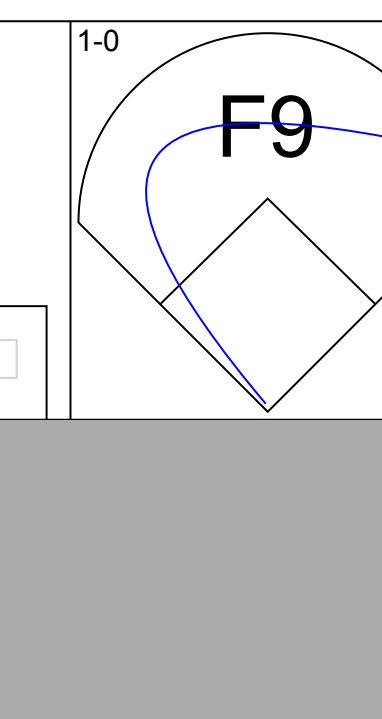
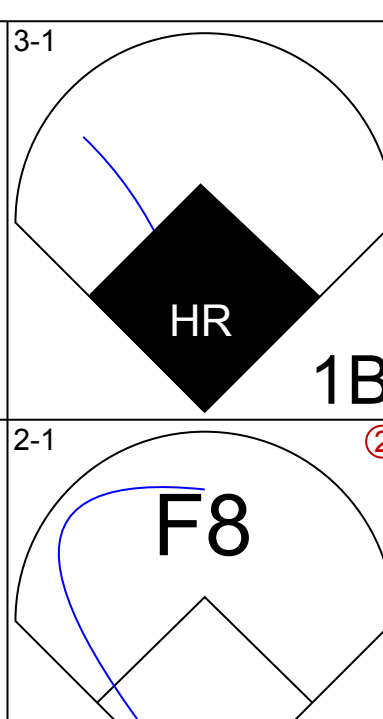
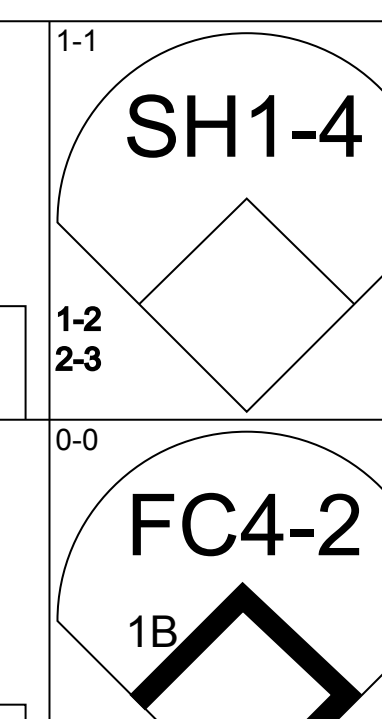
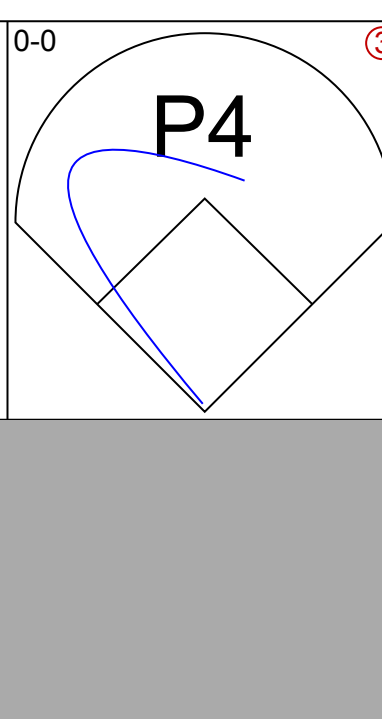
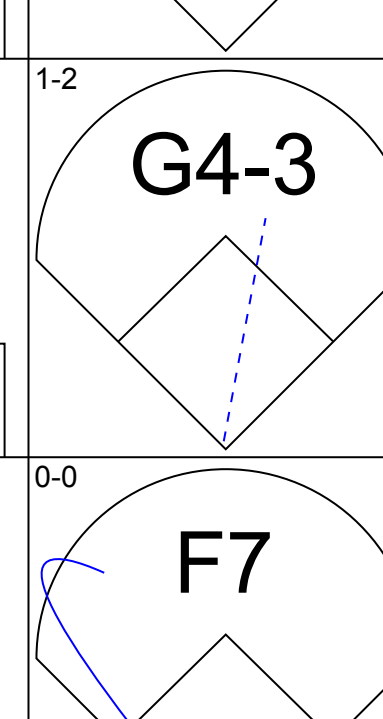
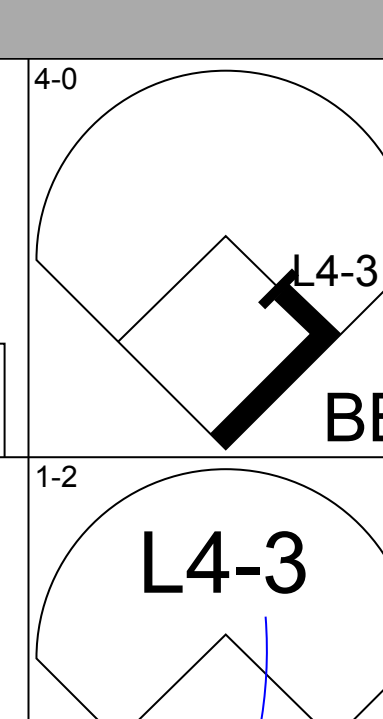
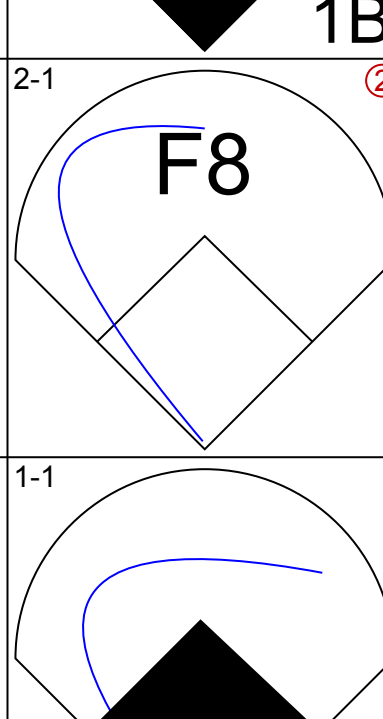
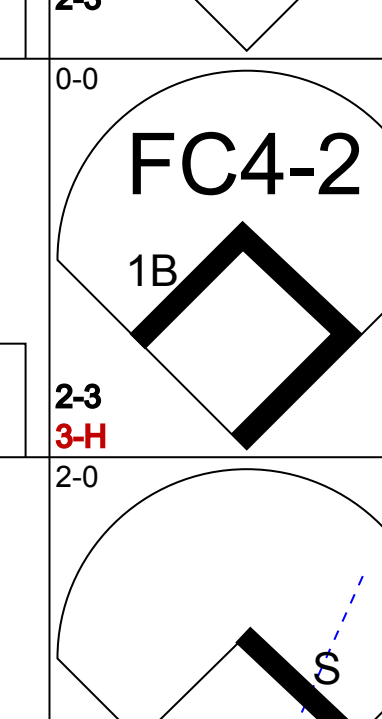
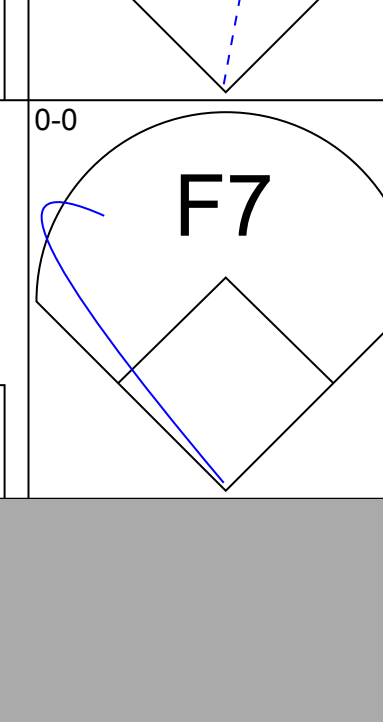
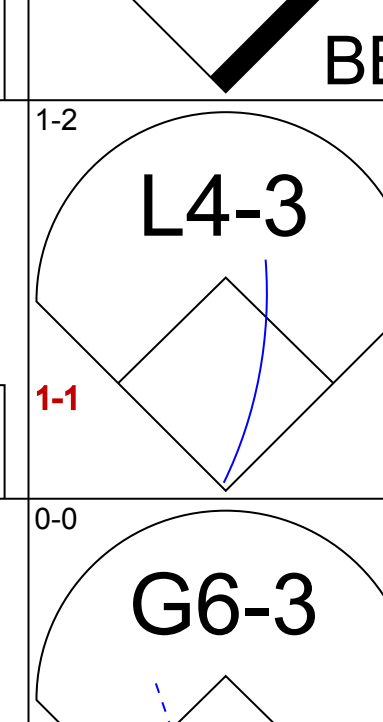
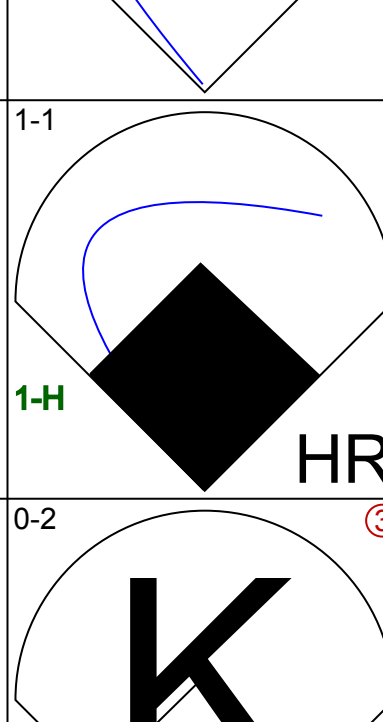
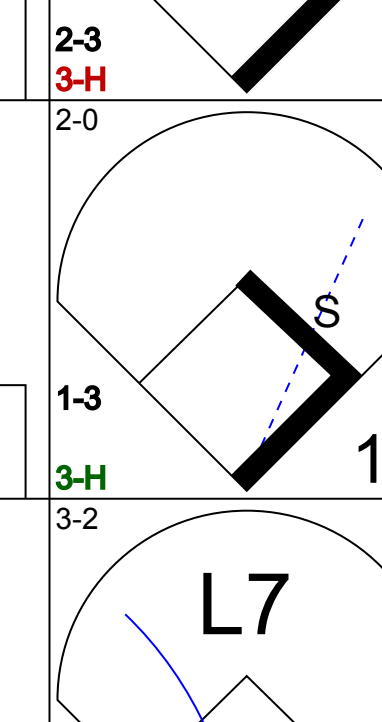
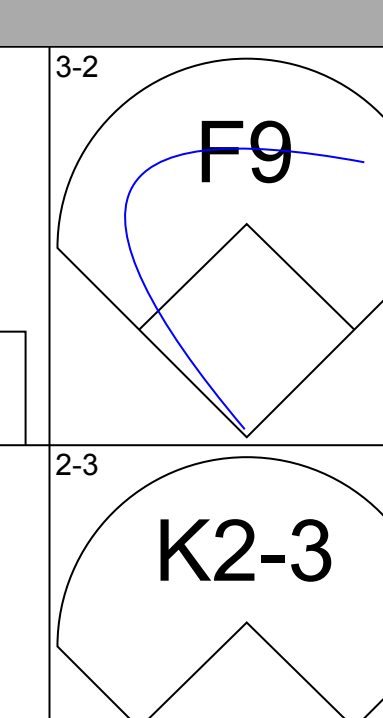
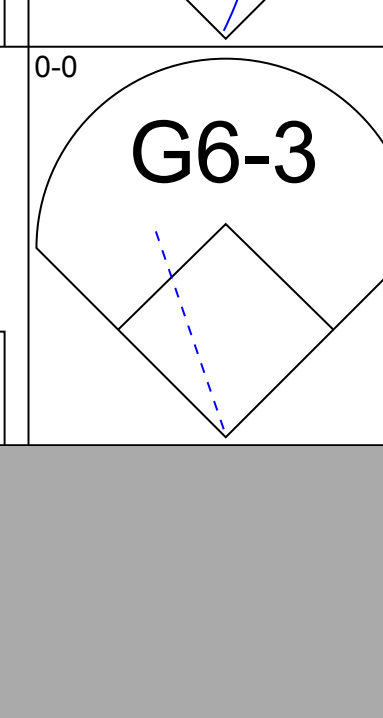

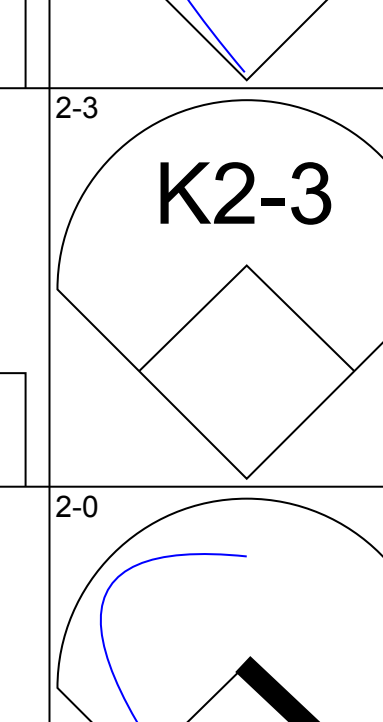
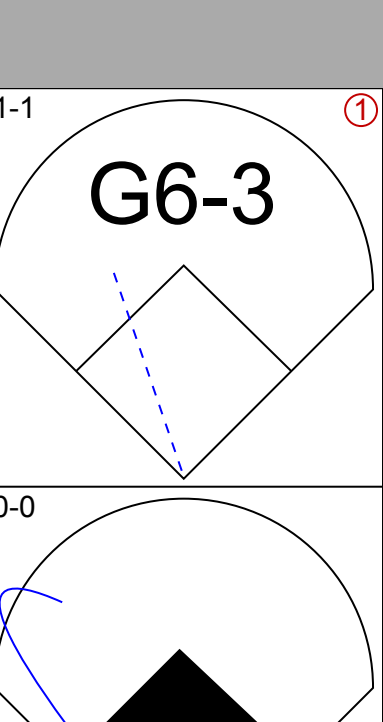
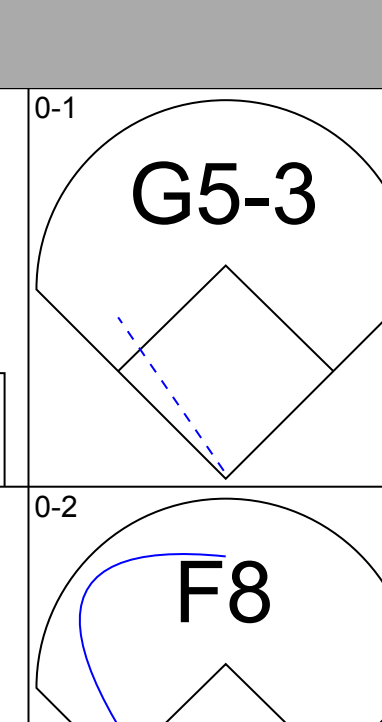
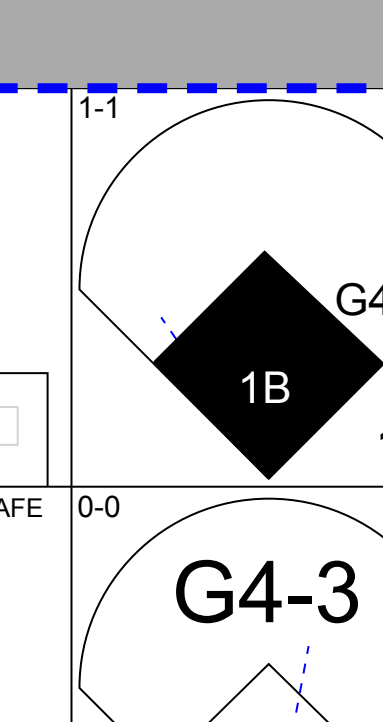
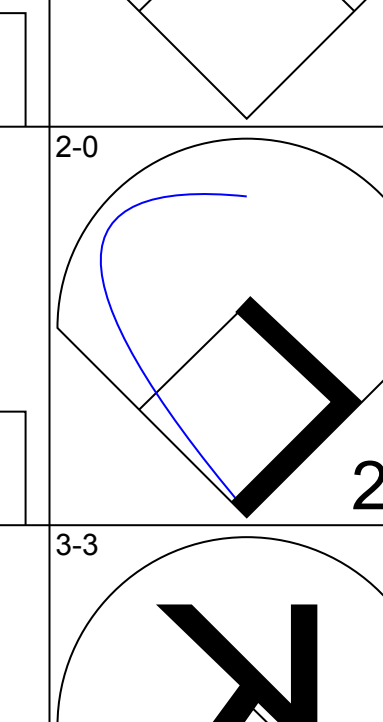
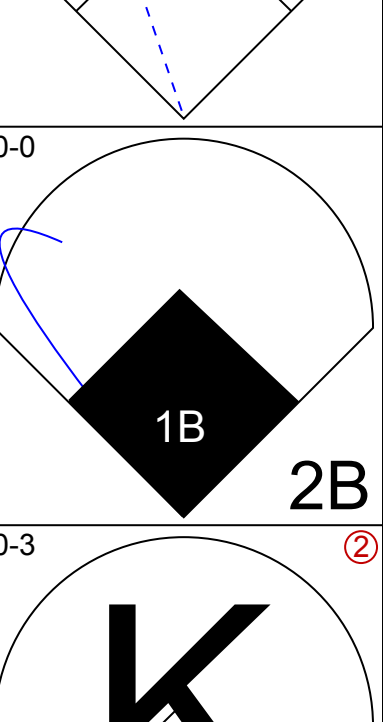
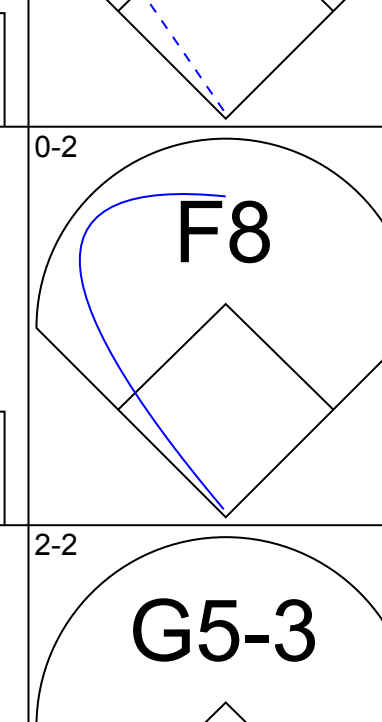
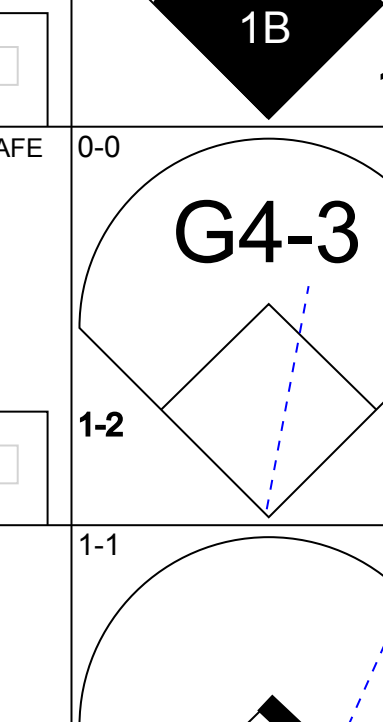
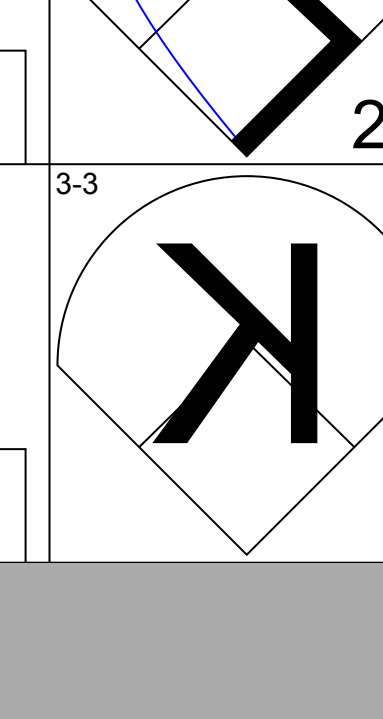
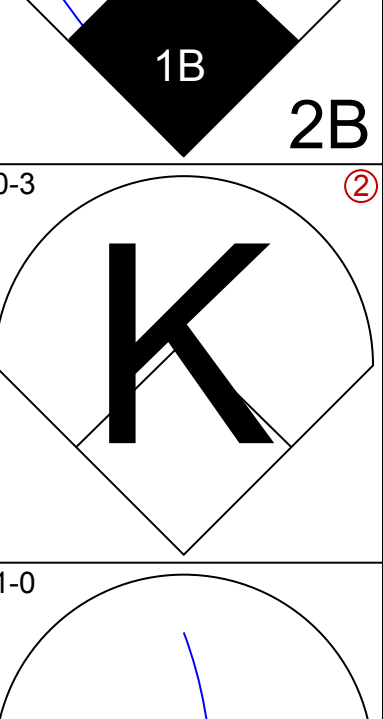
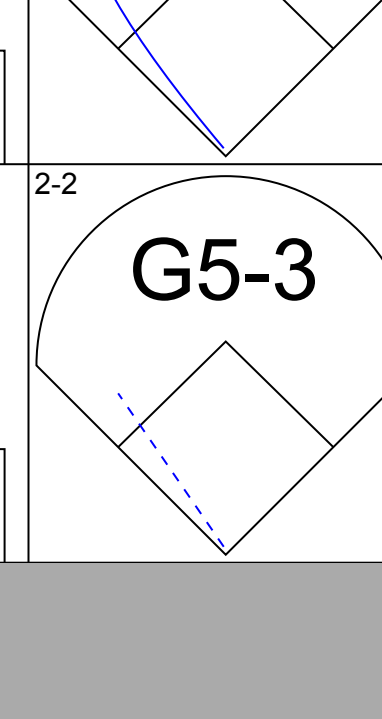
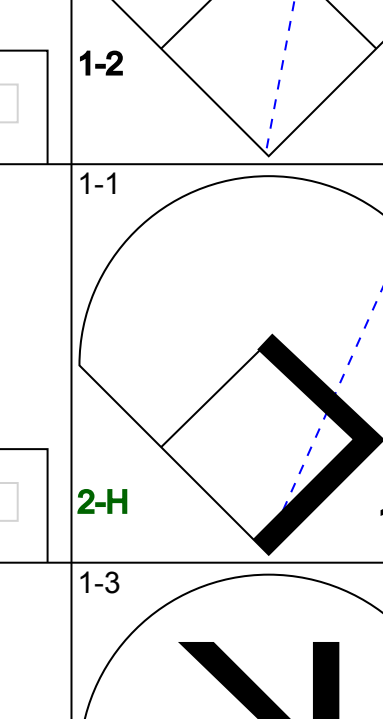
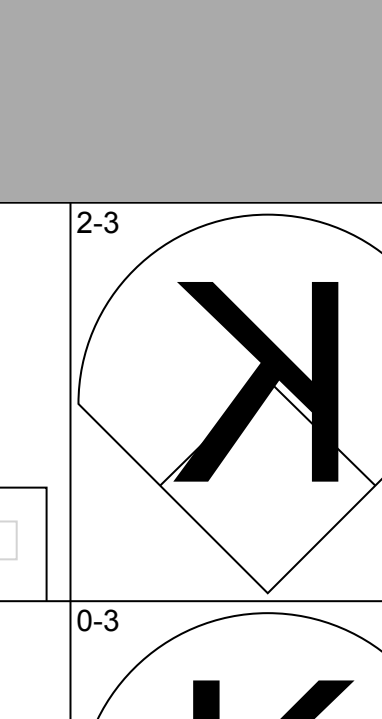
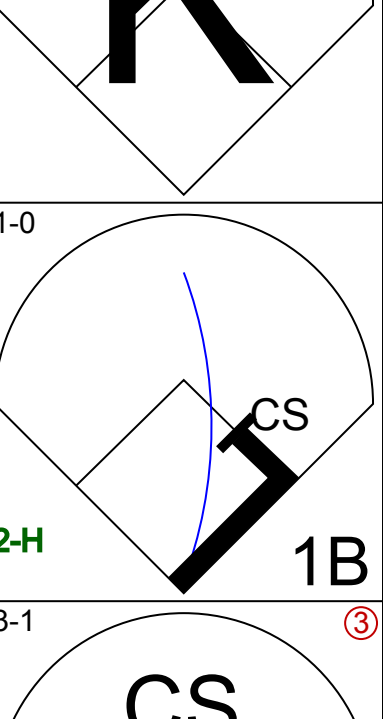
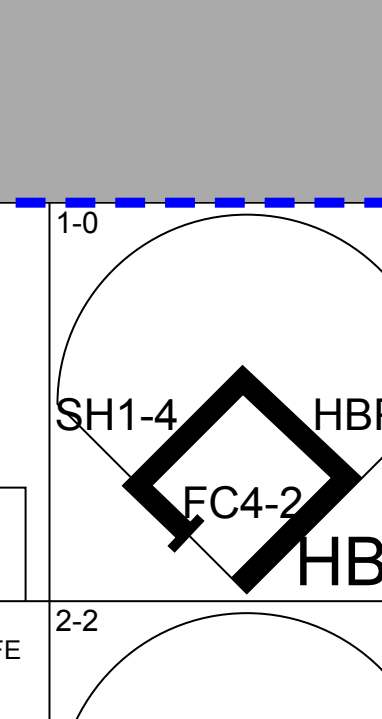
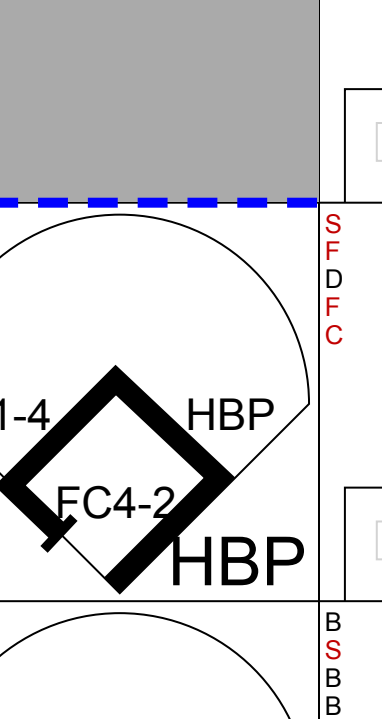
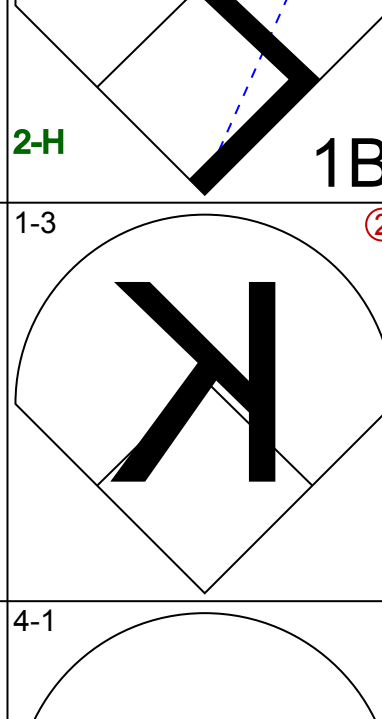
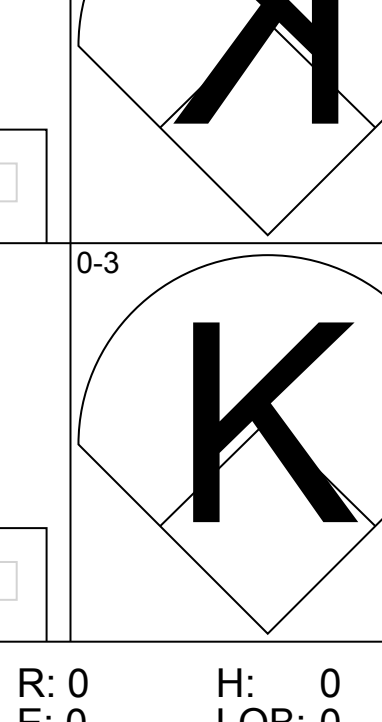
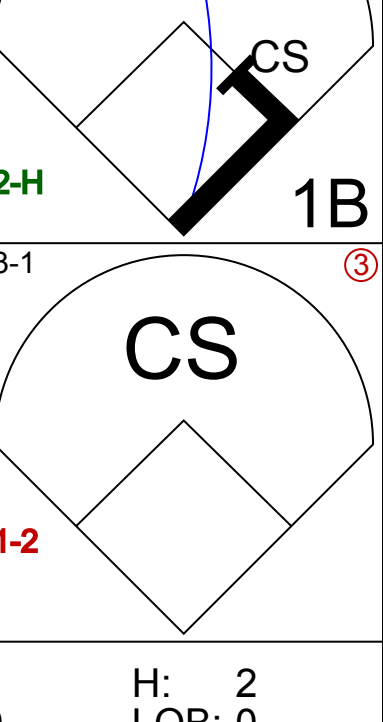
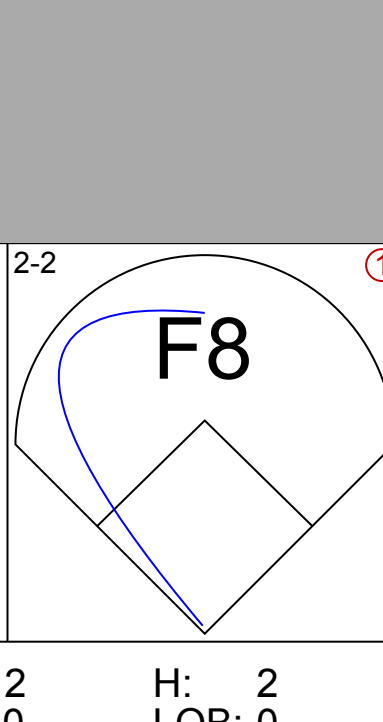
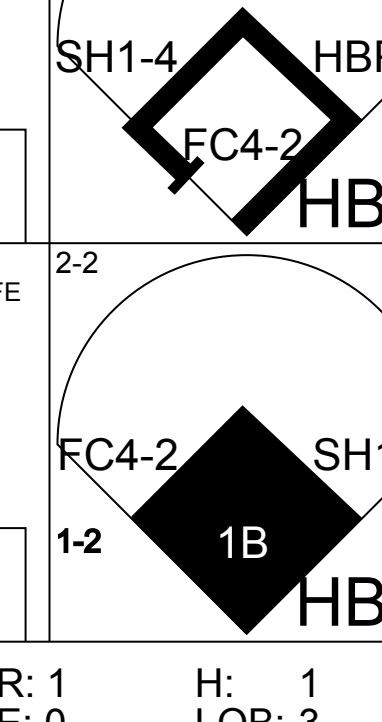
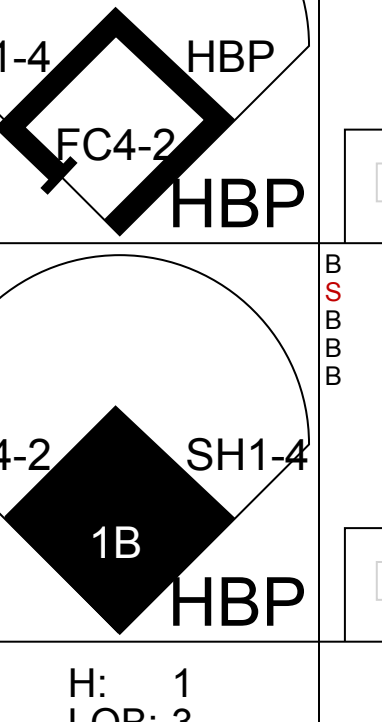
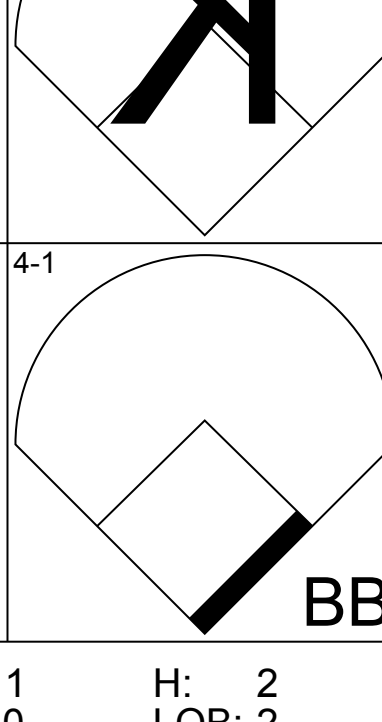
Batter	1	2	3	4	5	6	7	8	9	AB	R	H	RBI	BB	SO	LOB	BOTTOM				
Aaron Guiel, L OBP: 0.369, SLG: 0.525 (1, 9)	G3			G1-6-3	G3-1			E4		5	1	1	0	0	0	2	Cleveland Indians @ Kansas City Royals Kauffman Stadium, Kansas City, MO Wed Sep 10 2003, 7:05 PM CDT Att: 21,581 - Sunny - 81 F				
Joe Randa, R OBP: 0.341, SLG: 0.433 (1, 5)	2B	2B			F9	P2		G6-3		5	1	2	1	0	0	1					
29 Mike Sweeney, R OBP: 0.412, SLG: 0.493 (1, 10)	1B	2B			1B	P4		G6-3		4	2	2	0	1	0	1					
Carlos Beltrán, S OBP: 0.387, SLG: 0.505 (1, 8)	P2	K			1B	P4		IBB		4	1	1	1	1	1	4					
Rondell White, R OBP: 0.334, SLG: 0.468 Mendy López, R OBP: 0.289, SLG: 0.397 (9, 3)	2B			F9	2B	G5-3		K		5	1	2	2	0	1	2					
Raul Ibanez, L OBP: 0.341, SLG: 0.448 (9, 7)	BB			FC8-2	2B			F7		2	1	1	0	2	0	0					
4 Angel Berroa, R OBP: 0.335, SLG: 0.456 (1, 6)	K			FC8-2	2B			2B		2	2	0	1	2	1	3					
Desi Relaford, S OBP: 0.317, SLG: 0.388 (1, 4)		K			G4-3			K		4	0	1	1	0	2	3					
Brent Mayne, L OBP: 0.309, SLG: 0.348 (1, 2)	F7				G1-6-3			G6-3		4	0	2	2	0	0	1					
Inning Stats	R: 2 E: 0 K: 1 S: 17	H: 3 LOB: 2 BB: 1 P: 30	R: 1 E: 0 K: 2 S: 15	H: 2 LOB: 1 BB: 1 P: 23	R: 0 E: 0 K: 0 S: 4	H: 1 LOB: 0 BB: 0 P: 6	R: 0 E: 0 K: 0 S: 6	H: 1 LOB: 0 BB: 0 P: 10	R: 5 E: 1 K: 1 S: 21	H: 4 LOB: 1 BB: 2 P: 40	R: 0 E: 0 K: 0 S: 8	H: 0 LOB: 0 BB: 0 P: 12	R: 1 E: 0 K: 0 S: 10	H: 1 LOB: 1 BB: 1 P: 18	R: 0 E: 1 K: 1 S: 10	H: 0 LOB: 2 BB: 1 P: 16		1B: 7 2B: 6 3B: 0 HR: 0	SF: 0 SAC: 0 DP: 2 HBP: 0	WP: 2 PB: 0 CS: 0	PA: 41
PITCHER	IP	WLS	BF	H	R	ER	SO	BB	IBB	HBP	BLK	WP	HR	S	P	ERA	WHIP				
Chad Durbin, R ERA: 7.38 Jose Santiago, R ERA: 3.46 63 Rafael Betancourt, R ERA: 1.74 Jason Boyd, R ERA: 4.5 David Lee, R ERA: 10.8	(1, 1)	4.1	22	9	5	5	3	2	0	0	0	0	0	7	16	-	-				

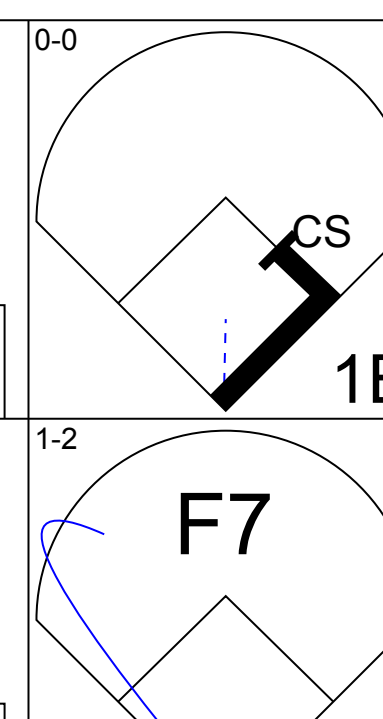
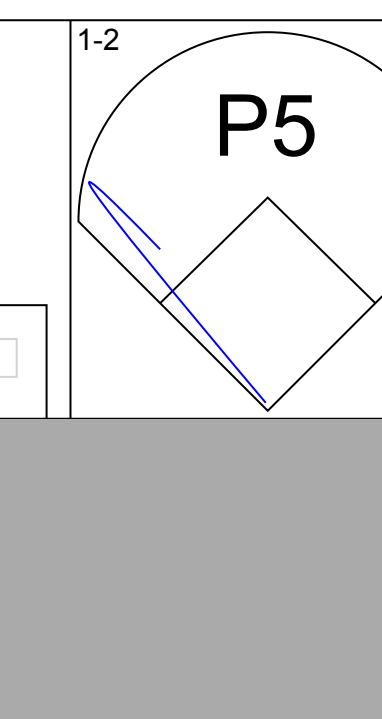
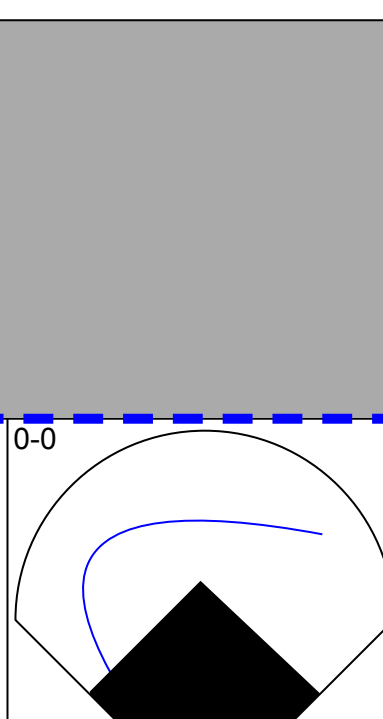
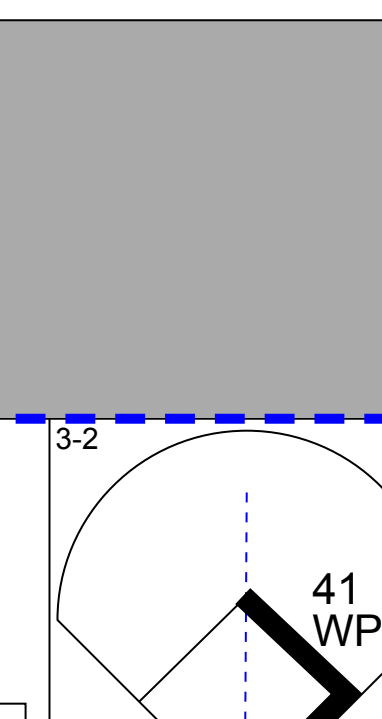
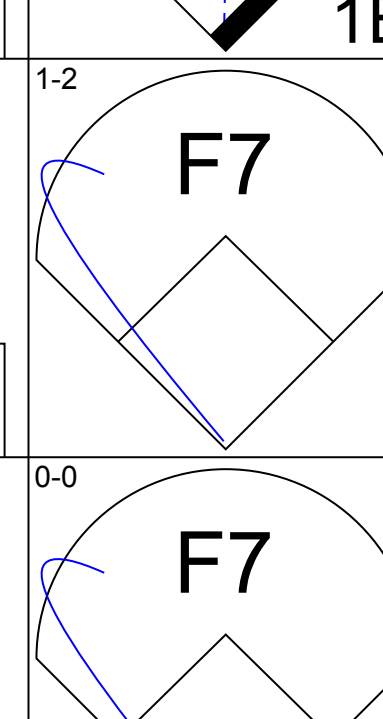
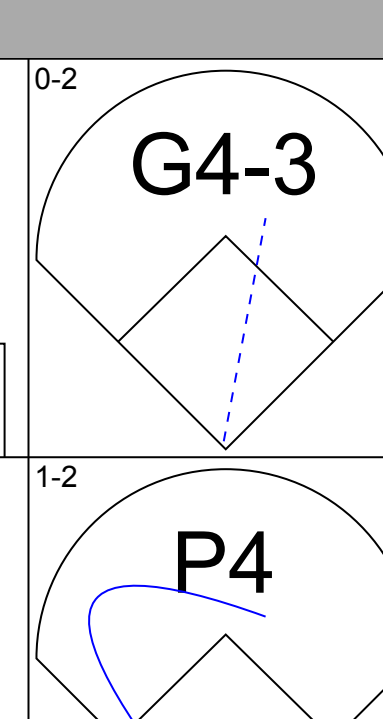
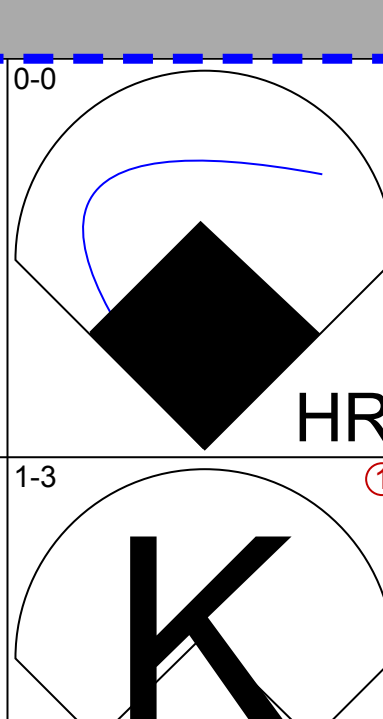
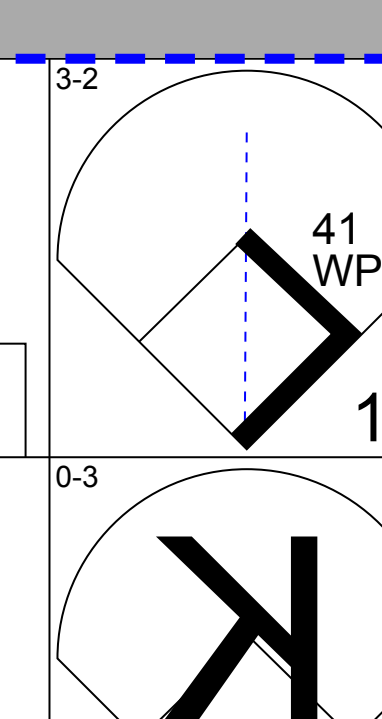
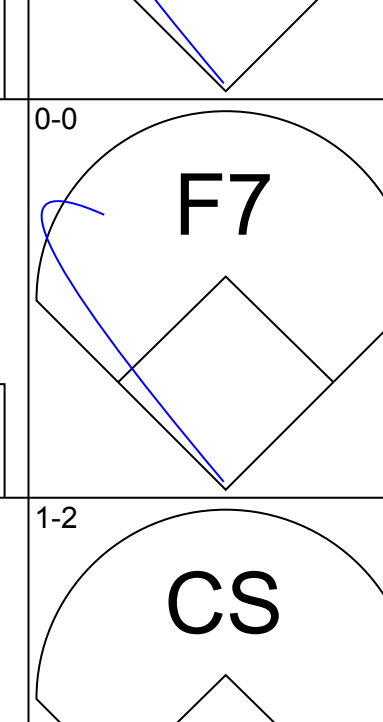
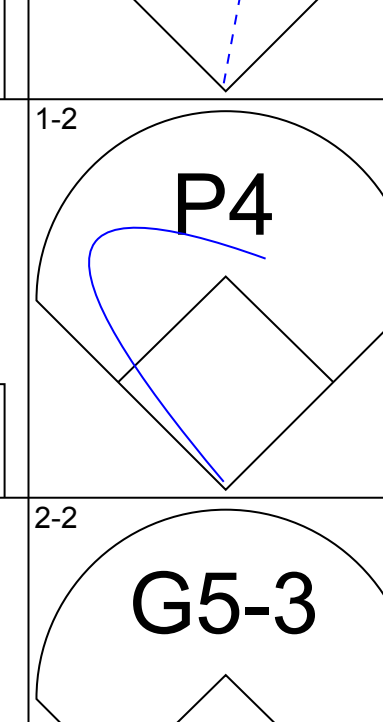
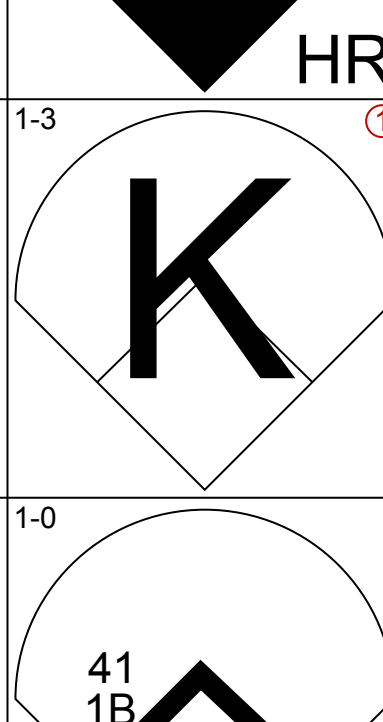
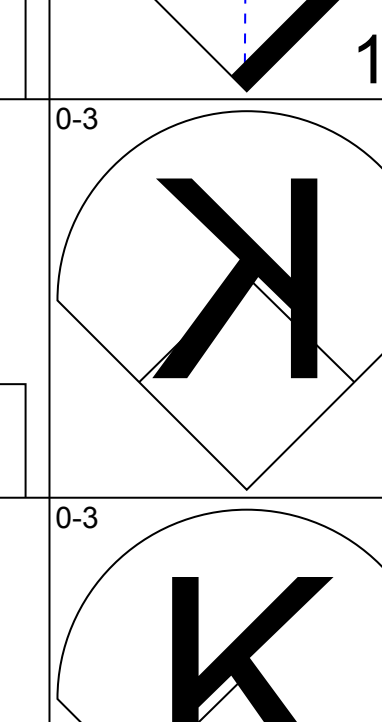
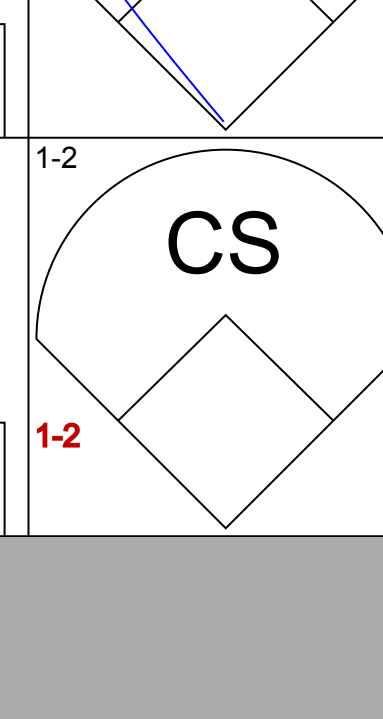
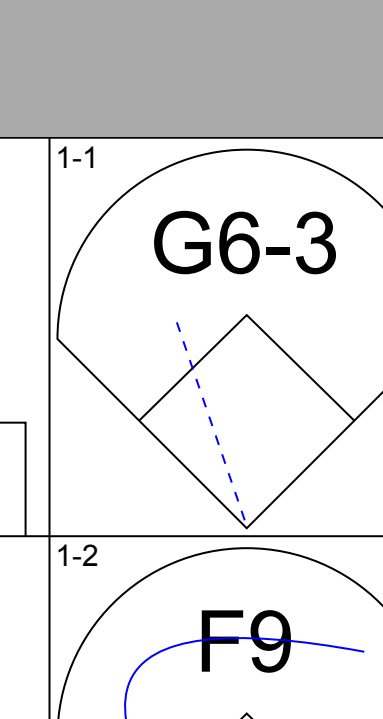
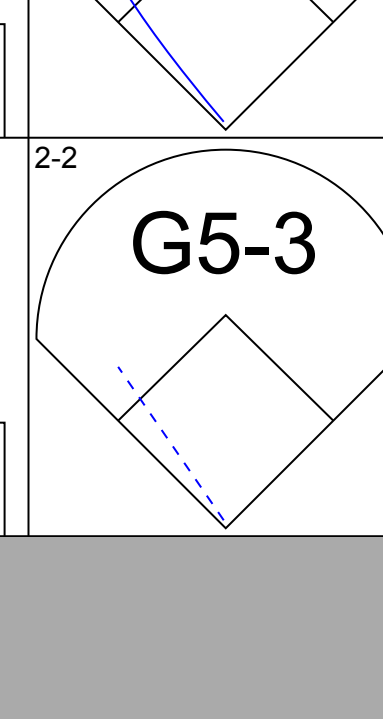
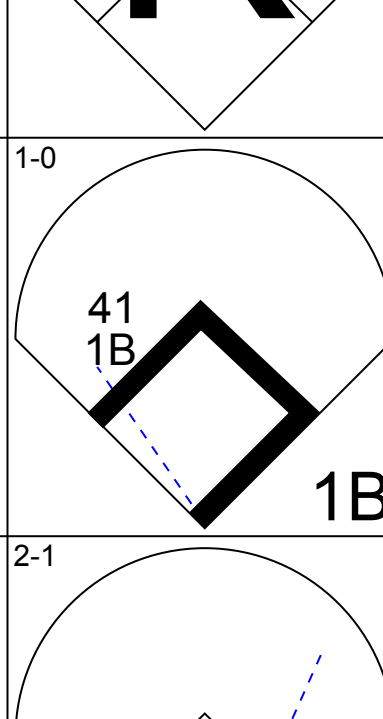
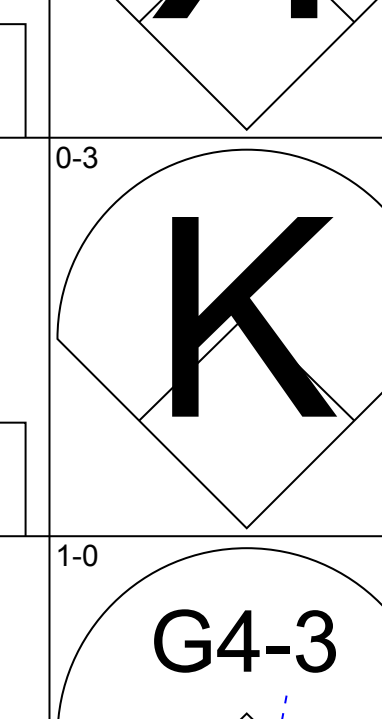
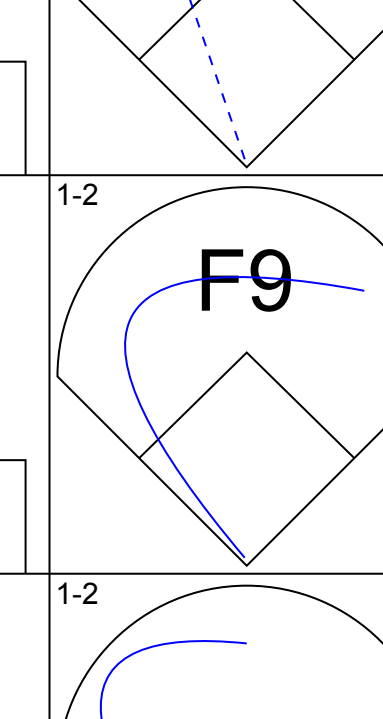
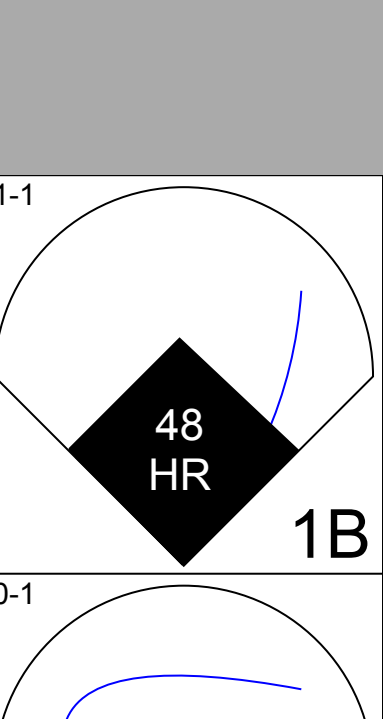
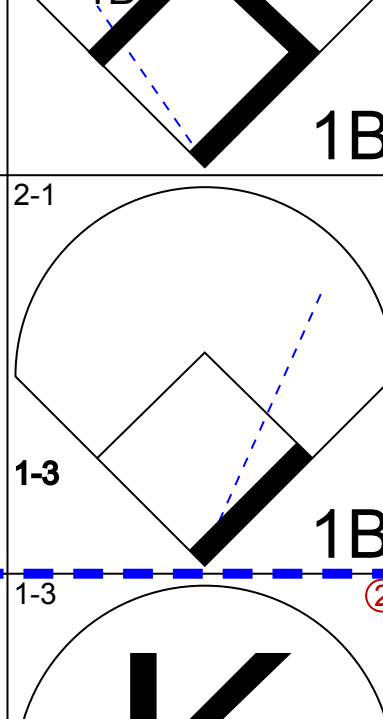
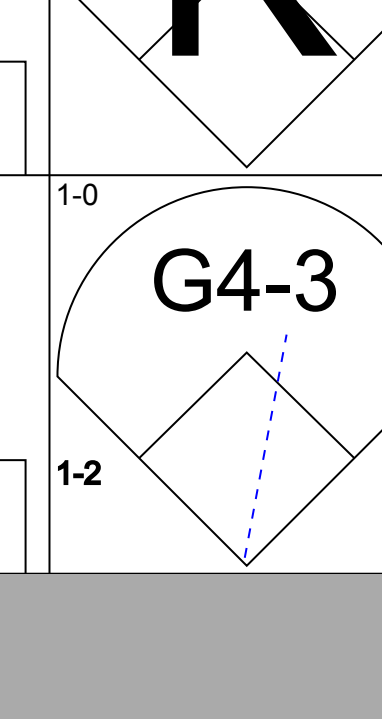
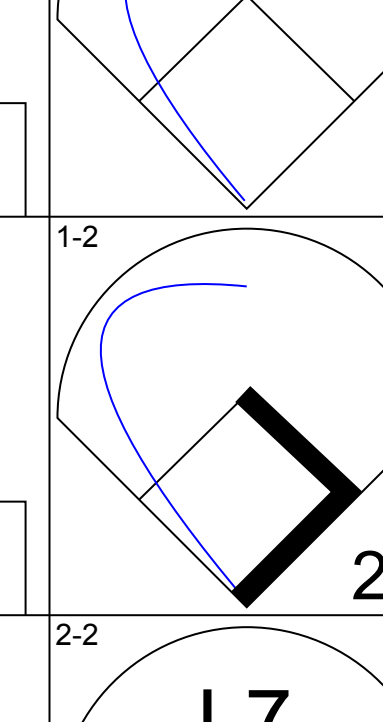
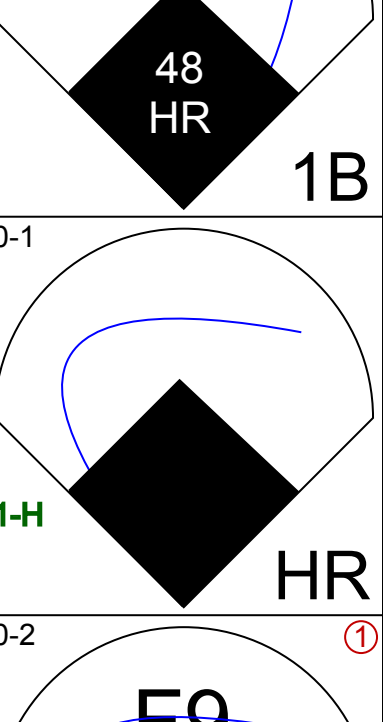
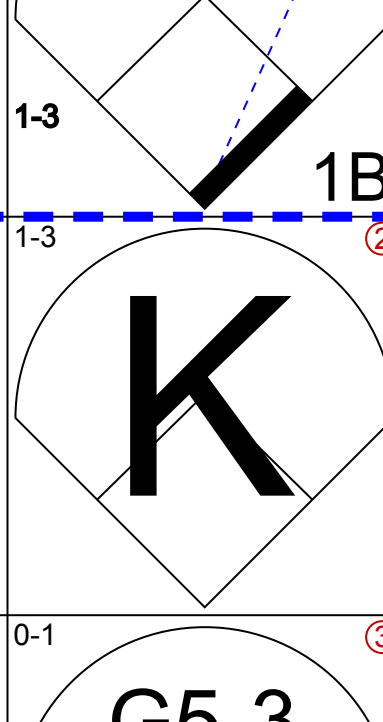
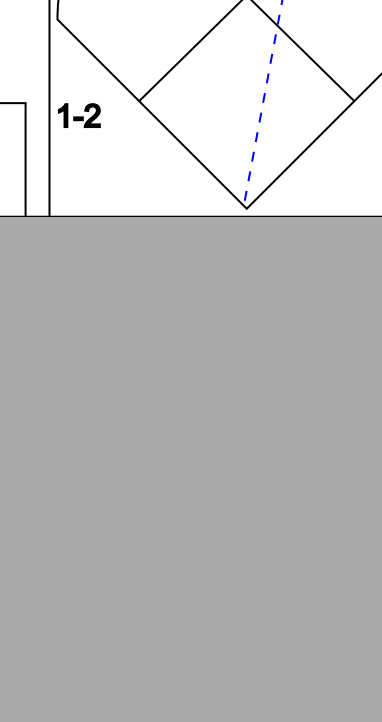
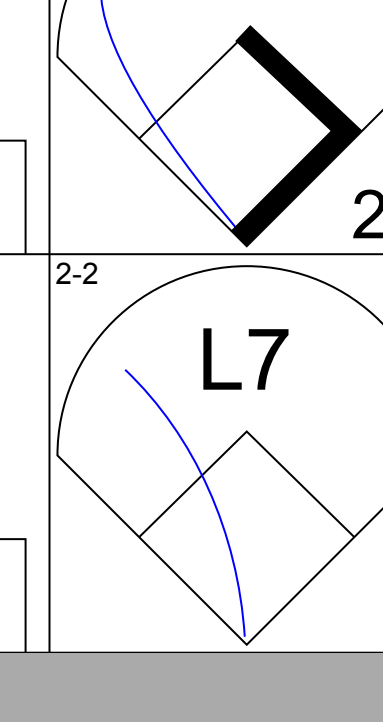
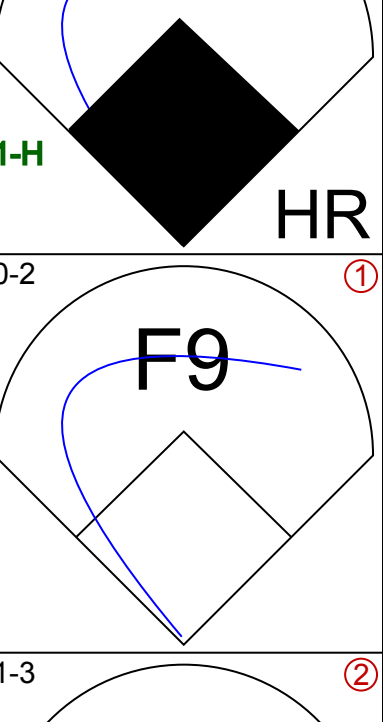
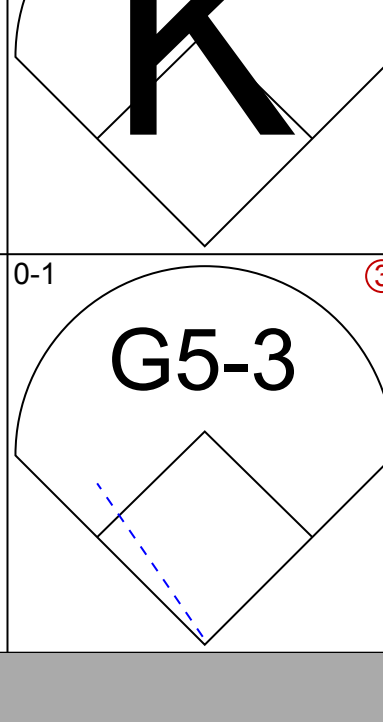

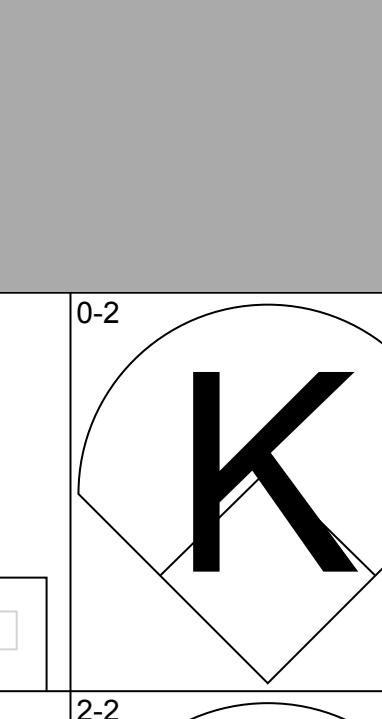
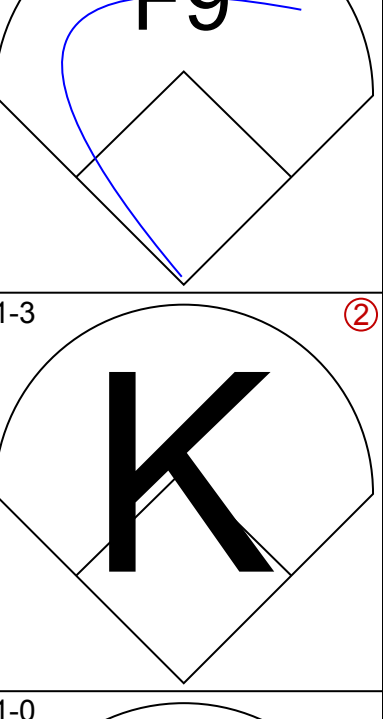
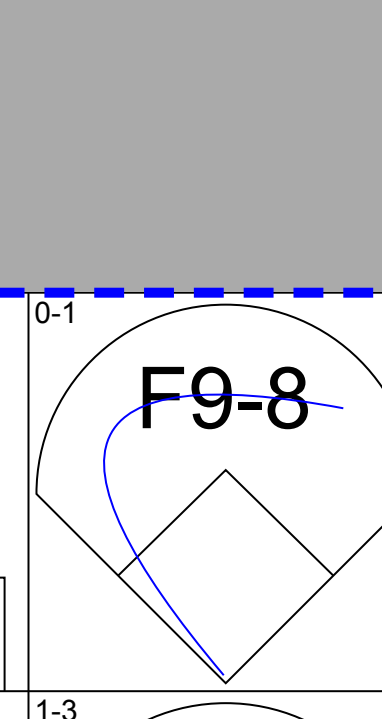
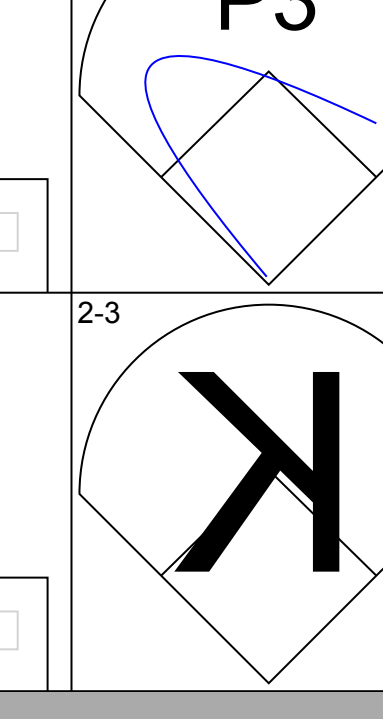
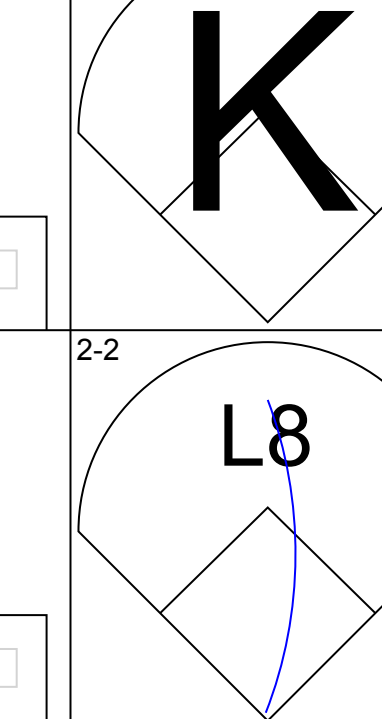
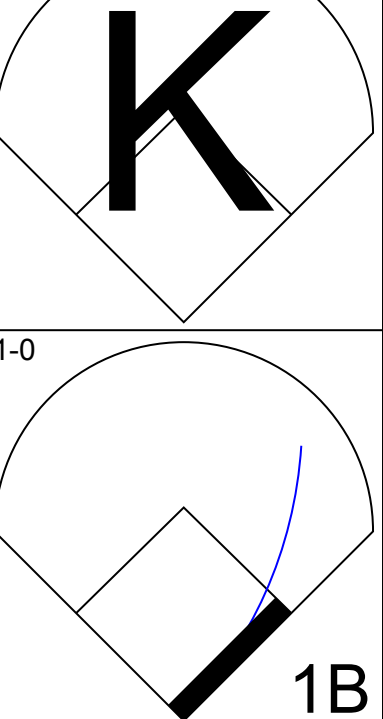
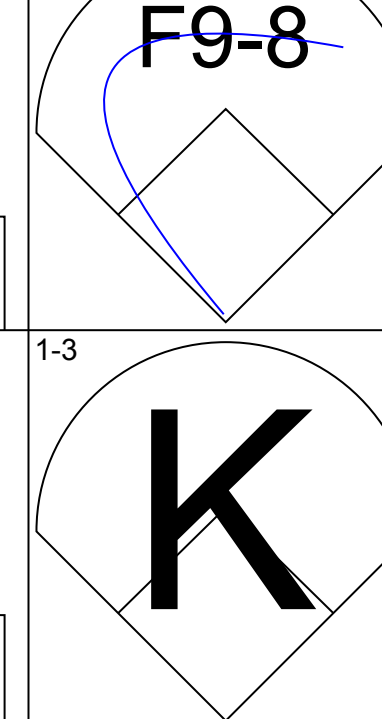


Batter	1	2	3	4	5	6	7	8	9	AB	R	H	RBI	BB	SO	LOB	TOP						
Jody Gerut, L (1, 8) OBP: 0.340, SLG: 0.511	F7	P6				G3-1		E	K	6	2	2	1	0	1	1	Cleveland Indians @ Kansas City Royals Kauffman Stadium, Kansas City, MO Thu Sep 11 2003, 1:05 PM CDT Att: 13,188 - Overcast - 81 F						
Casey Blake, R (1, 5) OBP: 0.321, SLG: 0.431	F8		F7			HR		E5		4	1	1	0	0	0	1							
Ben Broussard, L (1, 3) OBP: 0.330, SLG: 0.463	1B		G3			K		K		5	0	1	0	0	2	4							
Alex Escobar, R (1, 9) OBP: 0.328, SLG: 0.458	1B		F7			41 E		48 WP		4	1	3	1	1	0	0							
41 Victor Martinez, S (1, 2) OBP: 0.320, SLG: 0.328	G4-3					41 E		48 WP		5	0	1	1	0	0	6							
48 Travis Hafner, L (1, 10) OBP: 0.339, SLG: 0.500		F8				FC3-2		G6-3		3	1	1	0	2	0	0							
Chris Magruder, S (1, 7) OBP: 0.300, SLG: 1.200		FC6-4				2B		IBB		5	1	4	2	0	0	3							
2 Jhonny Peralta, R (1, 6) OBP: 0.284, SLG: 0.313		FC6-4				L9		G5-3		4	0	0	0	1	0	5							
Brandon Phillips, R (1, 4) OBP: 0.242, SLG: 0.314		FC6-4				F7		G6-3		5	0	0	1	0	1	6	C						
Inning Stats	R: 0 E: 0 K: 0 S: 12	H: 2 LOB: 2 BB: 0 P: 15	R: 1 E: 0 K: 0 S: 8	H: 1 LOB: 1 BB: 1 P: 14	R: 0 E: 0 K: 0 S: 6	H: 0 LOB: 0 BB: 0 P: 11	R: 1 E: 0 K: 0 S: 12	H: 2 LOB: 1 BB: 0 P: 17	R: 3 E: 1 K: 1 S: 15	H: 4 LOB: 3 BB: 1 P: 25	R: 0 E: 0 K: 0 S: 7	H: 1 LOB: 2 BB: 1 P: 10	R: 1 E: 1 K: 1 S: 17	H: 2 LOB: 3 BB: 1 P: 29	R: 0 E: 0 K: 2 S: 11	H: 0 LOB: 0 BB: 0 P: 16		1B: 10 2B: 1 3B: 1 HR: 1	SF: 0 SAC: 0 DP: 0 HBP: 1	WP: 1 PB: 0 SB: 0 CS: 0	PA: 46		
PITCHER	IP	WLS	BF	H	R	ER	SO	BB	IBB	HBP	BLK	WP	HR	S	P	ERA		WHIP					
Darrel May, L (1, 1) ERA: 3.71	2.0		10	3	1	1	0	1	0	0	0	0	0	20	29	4.50		2.000					
Brad Voyles, R (3, 1) ERA: 7.71	2.1		12	4	4	4	1	0	0	1	0	0	1	25	40	15.43		1.714					
Al Levine, R (5, 1) ERA: 2.82	1.2		10	3	0	0	0	2	0	0	0	0	0	15	30	0.00		3.000					
Jason Grimsley, R (7, 1) ERA: 5.02	2.0	L	11	3	1	0	1	0	1	0	0	1	0	24	39	0.00		1.500					
Mike MacDougal, R (9, 1) ERA: 4.42	1.0		3	0	0	0	2	0	0	0	0	0	0	11	16	0.00		0.000					
Batter	1	2	3	4	5	6	7	8	9	AB	R	H	RBI	BB	SO	LOB	BOTTOM						
Aaron Guiel, L (1, 9) OBP: 0.370, SLG: 0.523	G3	HR							G3	5	2	2	1	0	0	0	Cleveland Indians @ Kansas City Royals Kauffman Stadium, Kansas City, MO Thu Sep 11 2003, 1:05 PM CDT Att: 13,188 - Overcast - 81 F						
Joe Randa, R (1, 5) OBP: 0.343, SLG: 0.444	1B	HR						K		5	1	3	4	0	1	0							
29 Mike Sweeney, R (1, 10) OBP: 0.409, SLG: 0.488	1B	F8						E5		5	0	1	0	0	0	1							
Carlos Beltrán, S (1, 8) OBP: 0.386, SLG: 0.503	P5		G6-3					F8		4	0	1	0	0	0	4							
Rondell White, R (1, 7) OBP: 0.331, SLG: 0.463	G1-3		F8					F9		4	0	0	0	0	0	3							
Raul Ibanez, L (1, 3) OBP: 0.342, SLG: 0.448		G6-3		G3				1B		3	0	1	0	1	0	0							
4 Angel Berroa, R (1, 6) OBP: 0.335, SLG: 0.454		FC3-6		G5-3				K		4	0	1	0	0	1	3							
Desi Relaford, S (1, 4) OBP: 0.321, SLG: 0.390		FC3-6		PO				F8		3	1	2	0	1	0	1							
Brent Mayne, L (1, 2) OBP: 0.308, SLG: 0.345		1B		F7				F8		3	1	0	0	1	1	4	Royals						
Inning Stats	R: 0 E: 0 K: 0 S: 11	H: 2 LOB: 2 BB: 0 P: 15	R: 4 E: 0 K: 0 S: 14	H: 3 LOB: 0 BB: 1 P: 23	R: 0 E: 0 K: 0 S: 7	H: 0 LOB: 0 BB: 0 P: 8	R: 0 E: 0 K: 0 S: 6	H: 1 LOB: 0 BB: 0 P: 11	R: 0 E: 0 K: 0 S: 7	H: 2 LOB: 1 BB: 0 P: 15	R: 0 E: 0 K: 0 S: 5	H: 2 LOB: 1 BB: 0 P: 9	R: 1 E: 1 K: 0 S: 12	H: 2 LOB: 2 BB: 1 P: 22	R: 0 E: 0 K: 2 S: 10	H: 1 LOB: 2 BB: 1 P: 23		R: 0 E: 0 K: 1 S: 8	H: 0 LOB: 0 BB: 0 P: 11	1B: 9 2B: 1 3B: 0 HR: 1	SF: 0 SAC: 0 DP: 1 HBP: 0	WP: 0 PB: 0 SB: 0 CS: 0	PA: 40
PITCHER	IP	WLS	BF	H	R	ER	SO	BB	IBB	HBP	BLK	WP	HR	S	P	ERA		WHIP					
37 Jake Westbrook, R (1, 1) ERA: 4.51	1.0		5	2	0	0	0	0	0	0	0	0	0	11	15	0.00		2.000					
Terry Mulholland, L (2, 1) ERA: 4.76	5.2		23	7	5	5	0	2	0	0	0	0	1	46	80	7.94		1.588					
Jack Cressend, R (7, 1) ERA: 2.08	0.0	B	2	1	0	0	0	0	0	0	0	0	0	4	6	∞		∞					
Danys Baez, R (7, 1) ERA: 4.02	1.0	W	5	1	0	0	1	1	0	0	0	0	0	8	20	0.00		2.000					
David Riske, R (8, 1) ERA: 2.17	1.1	S	4	0	0	0	2	0	0	0	0	0	0	11	16	0.00		0.000					

Batter	1	2	3	4	5	6	7	8	9	AB	R	H	RBI	BB	SO	LOB	TOP				
Shannon Stewart, R (1, 7) OBP: 0.365, SLG: 0.467	F8		F9			G5-3		L3		4	0	1	0	0	0	0	Minnesota Twins @ Cleveland Indians Jacobs Field, Cleveland, OH Sat Sep 13 2003, 7:05 PM EDT Att: 20,440 - Overcast - 77 F livebaseballscorecards.com				
Luis Rivas, R (1, 4) OBP: 0.305, SLG: 0.392	K		G5-3			F7		L3		4	0	0	0	0	1						
Doug Mientkiewicz, L (1, 3) OBP: 0.393, SLG: 0.454	2B				G4-3		BB		K	3	0	1	0	1	1	0					
Matthew LeCroy, R (1, 10) OBP: 0.340, SLG: 0.486 Michael Restovich, R (9, PR) OBP: 0.442, SLG: 0.476	L9				G3-1		K		1B	4	0	1	0	0	1	2					
Corey Koskie, L (1, 5)		E4			K			K	K	4	0	0	0	0	3	1					
Torii Hunter, R (1, 8) OBP: 0.310, SLG: 0.451	L7				K		HR		P4	4	1	1	1	0	1	2					
Jacque Jones, L (1, 9) OBP: 0.329, SLG: 0.455 20 Lew Ford, R (5, 9) OBP: 0.403, SLG: 0.527 Dustan Mohr, R (9, 9) OBP: 0.324, SLG: 0.405	K				G3-6		G5-3			2	0	1	0	0	1	1					
A.J. Pierzynski, L (1, 2) OBP: 0.347, SLG: 0.446	G3				G3-6-1		G4-3			3	0	0	0	0	0	2					
Cristian Guzman, S (1, 6) OBP: 0.300, SLG: 0.353			G6-3			HR		K2-3		3	1	1	1	0	1	0					
Inning Stats	R: 0 E: 0 K: 1 S: 9	H: 1 LOB: 1 BB: 0 P: 13	R: 0 E: 1 K: 1 S: 9	H: 0 LOB: 1 BB: 0 P: 14	R: 0 E: 0 K: 0 S: 9	H: 0 LOB: 0 BB: 0 P: 10	R: 0 E: 0 K: 1 S: 8	H: 0 LOB: 0 BB: 0 P: 10	R: 0 E: 0 K: 1 S: 11	H: 1 LOB: 0 BB: 0 P: 15	R: 1 E: 0 K: 1 S: 11	H: 1 LOB: 0 BB: 1 P: 16	R: 1 E: 0 K: 1 S: 8	H: 1 LOB: 0 BB: 0 P: 11	R: 0 E: 0 K: 2 S: 9	H: 1 LOB: 1 BB: 0 P: 11		1B: 3 2B: 2 3B: 0 HR: 2	SF: 0 SAC: 0 DP: 2 HBP: 0	WP: 0 PB: 0 SB: 0 CS: 0	PA: 33
PITCHER	IP	WLS	BF	H	R	ER	SO	BB	IBB	HBP	BLK	WP	HR	S	P	ERA	WHIP				
Jason Stanford, L (1, 1) ERA: 4.38	7.0	L	26	4	2	2	6	1	0	0	0	0	2	65	89	2.57	0.714				
63 Rafael Betancourt, R (8, 1) ERA: 1.64	2.0		7	2	0	0	3	0	0	0	0	0	0	17	22	0.00	1.000				

Batter	1	2	3	4	5	6	7	8	9	AB	R	H	RBI	BB	SO	LOB	BOTTOM				
Coco Crisp, S (1, 8) OBP: 0.319, SLG: 0.376	F7		G3		G4-3		P6			4	0	0	0	0	0	2	Minnesota Twins @ Cleveland Indians Jacobs Field, Cleveland, OH Sat Sep 13 2003, 7:05 PM EDT Att: 20,440 - Overcast - 77 F livebaseballscorecards.com				
Casey Blake, R (1, 5) OBP: 0.316, SLG: 0.427	K		1B			E6		G5-3		4	0	1	0	0	1	0					
Jody Gerut, L (1, 7) OBP: 0.338, SLG: 0.506	1B		G4-3			FC3-6		F8		4	0	2	0	0	0	2					
Alex Escobar, R (1, 9) OBP: 0.333, SLG: 0.448	K				K	L6		1B		4	0	1	0	0	2	2					
Ben Broussard, L (1, 3) OBP: 0.323, SLG: 0.452	F7				G3-1	F7		F8		4	0	0	0	0	0	3					
41 Victor Martinez, S (1, 2) OBP: 0.331, SLG: 0.328	G3				1B			G6-3		4	0	1	0	0	1	2					
48 Travis Hafner, L (1, 10) OBP: 0.344, SLG: 0.498	1B		G1-3					P4		4	0	1	0	0	1	1					
2 Johnny Peralta, R (1, 6) OBP: 0.288, SLG: 0.325	K				K	56 1B		K		3	0	0	0	1	3	1					
56 Angel Santos, S (1, 4) OBP: 0.261, SLG: 0.439 Greg LaRocca, R (9, PH)			K		K			F9		3	0	1	0	0	2	0					
Inning Stats	R: 0 E: 0 K: 2 S: 13	H: 1 LOB: 1 BB: 0 P: 17	R: 0 E: 0 K: 1 S: 7	H: 1 LOB: 1 BB: 0 P: 10	R: 0 E: 0 K: 1 S: 6	H: 1 LOB: 1 BB: 0 P: 11	R: 0 E: 0 K: 1 S: 12	H: 1 LOB: 1 BB: 0 P: 19	R: 0 E: 0 K: 0 S: 6	H: 0 LOB: 0 BB: 0 P: 7	R: 0 E: 1 K: 2 S: 9	H: 1 LOB: 2 BB: 1 P: 14	R: 0 E: 0 K: 0 S: 11	H: 2 LOB: 2 BB: 0 P: 16	R: 0 E: 0 K: 1 S: 5	H: 0 LOB: 0 BB: 0 P: 7		1B: 7 2B: 0 3B: 0 HR: 0	SF: 0 SAC: 0 DP: 0 HBP: 0	WP: 1 PB: 0 SB: 0 CS: 0	PA: 36
PITCHER	IP	WLS	BF	H	R	ER	SO	BB	IBB	HBP	BLK	WP	HR	S	P	ERA	WHIP				
Kyle Lohse, R (1, 1) ERA: 4.76	7.1	W	30	6	0	0	9	1	0	0	0	0	0	72	109	0.00	0.955				
LaTroy Hawkins, R (8, 1) ERA: 1.5	0.2	H	3	1	0	0	0	0	0	0	0	0	0	5	6	0.00	1.500				
Eddie Guardado, L (9, 1) ERA: 2.9	1.0	S	3	0	0	0	1	0	0	0	0	0	0	5	7	0.00	0.000				

Batter	1	2	3	4	5	6	7	8	9	AB	R	H	RBI	BB	SO	LOB	TOP								
Shannon Stewart, R OBP: 0.364, SLG: 0.466 (1, 7)						 1B				4	1	1	0	0	1	2	Minnesota Twins @ Cleveland Indians Jacobs Field, Cleveland, OH Sun Sep 14 2003, 1:05 PM EDT Att: 19,452 - Cloudy - 80 F								
Luis Rivas, R OBP: 0.309, SLG: 0.390 Jacque Jones, L OBP: 0.329, SLG: 0.454 Denny Hocking, S OBP: 0.310, SLG: 0.389 (1, 4) (8, FH) (8, PR) (8, 4)				 BB				 1B		2	0	0	0	1	0	1									
Doug Mientkiewicz, L OBP: 0.394, SLG: 0.461 (1, 3)						 1B				4	1	2	3	0	0	1									
Matthew LeCroy, R OBP: 0.336, SLG: 0.480 (1, 10)										4	0	0	0	0	1	2									
5 Michael Cuddyer, R OBP: 0.300, SLG: 0.370 Corey Koskie, L OBP: 0.390, SLG: 0.457 (1, 5) (8, 5)									 1B	3	0	0	0	0	1	0									
A.J. Pierzynski, L OBP: 0.343, SLG: 0.451 (1, 2)					 2B					4	1	2	0	0	0	1									
Dustan Mohr, R OBP: 0.323, SLG: 0.403 (1, 8) (7, 9)									 1B	4	0	1	1	0	2	2									
Michael Ryan, L OBP: 0.452, SLG: 0.889 Tori Hunter, R OBP: 0.311, SLG: 0.450 (1, 9) (7, 8)					 1B			 HBP  HBP		2	0	1	1	0	1	0									
Cristian Guzman, S OBP: 0.302, SLG: 0.351 (1, 6)					 1-2			 1B  HBP		2	1	0	0	1	1	0									
Inning Stats	R: 0 E: 0 K: 1 S: 9	H: 0 LOB: 0 BB: 0 P: 11	R: 0 E: 0 K: 2 S: 15	H: 1 LOB: 1 BB: 0 P: 25	R: 0 E: 0 K: 2 S: 9	H: 0 LOB: 0 BB: 0 P: 12	R: 0 E: 0 K: 0 S: 5	H: 0 LOB: 0 BB: 1 P: 10	R: 1 E: 0 K: 1 S: 8	H: 2 LOB: 0 BB: 0 P: 13	R: 2 E: 0 K: 1 S: 12	H: 2 LOB: 0 BB: 0 P: 20	R: 0 E: 0 K: 0 S: 12	H: 0 LOB: 0 BB: 0 P: 14	R: 1 E: 0 K: 0 S: 10	H: 1 LOB: 3 BB: 0 P: 19		R: 1 E: 0 K: 1 S: 11	H: 2 LOB: 2 BB: 1 P: 18	1B: 5 2B: 3 3B: 0 HR: 1	SF: 0 SAC: 1 DP: 1 HBP: 2	WP: 0 PB: 0 SB: 1 CS: 1	PA: 38		
PITCHER	IP	WLS	BF	H	R	ER	SO	BB	IBB	HBP	BLK	WP	HR	S	P	ERA	WHIP								
31 Cliff Lee, L ERA: 3.19 Danys Baez, R ERA: 4.02 Jack Cressend, R ERA: 2.25 (1, 1) (8, 1) (9, 1)	7.0		25	5	3	3	7	1	0	0	0	0	1	70	105	3.86	0.857								

Batter	1	2	3	4	5	6	7	8	9	AB	R	H	RBI	BB	SO	LOB	BOTTOM								
Coco Crisp, S OBP: 0.319, SLG: 0.374 (1, 8)	 1B									4	0	1	0	0	0	1	Minnesota Twins @ Cleveland Indians Jacobs Field, Cleveland, OH Sun Sep 14 2003, 1:05 PM EDT Att: 19,452 - Cloudy - 80 F								
Jody Gerut, L OBP: 0.340, SLG: 0.513 (1, 7)						 1B		 1B		4	1	2	1	0	0	1									
Casey Blake, R OBP: 0.316, SLG: 0.423 (1, 5)										4	0	0	0	0	2	2									
Alex Escobar, R OBP: 0.329, SLG: 0.437 (1, 9)						 1B				4	0	1	0	0	1	1									
41 Victor Martinez, S OBP: 0.336, SLG: 0.333 (1, 10)					 1B					4	1	2	0	0	0	1									
48 Travis Hafner, L OBP: 0.346, SLG: 0.514 (1, 3)					 HR					4	1	2	2	0	2	2									
Josh Bard, S OBP: 0.288, SLG: 0.331 (1, 2)										4	0	0	0	0	0	3									
2 Johnny Peralta, R OBP: 0.283, SLG: 0.319 (1, 6)										4	0	0	0	0	3	0									
Brandon Phillips, R OBP: 0.242, SLG: 0.312 (1, 4)										3	0	1	0	0	1	0									
Inning Stats	R: 0 E: 0 K: 0 S: 7	H: 1 LOB: 0 BB: 0 P: 9	R: 0 E: 0 K: 0 S: 12	H: 1 LOB: 1 BB: 0 P: 17	R: 0 E: 0 K: 1 S: 11	H: 0 LOB: 0 BB: 0 P: 14	R: 0 E: 0 K: 0 S: 9	H: 0 LOB: 0 BB: 0 P: 12	R: 2 E: 0 K: 1 S: 15	H: 3 LOB: 1 BB: 0 P: 20	R: 1 E: 0 K: 2 S: 12	H: 3 LOB: 2 BB: 0 P: 17	R: 0 E: 0 K: 1 S: 9	H: 0 LOB: 0 BB: 0 P: 11	R: 0 E: 0 K: 2 S: 14	H: 1 LOB: 1 BB: 0 P: 18		R: 0 E: 0 K: 2 S: 10	H: 0 LOB: 0 BB: 0 P: 13	1B: 6 2B: 1 3B: 0 HR: 2	SF: 0 SAC: 0 DP: 0 HBP: 0	WP: 1 PB: 0 SB: 0 CS: 1	PA: 36		
PITCHER	IP	WLS	BF	H	R	ER	SO	BB	IBB	HBP	BLK	WP	HR	S	P	ERA	WHIP								
Eric Milton, L ERA: 3.6 Rick Reed, R ERA: 5.14 J.C. Romero, L ERA: 4.81 Juan Rincon, R ERA: 3.56 LaTroy Hawkins, R ERA: 1.88 (1, 1) (6, 1) (6, 1) (7, 1) (8, 1)	5.0		19	5	2	2	2	0	0	0	0	0	1	7	11	27.00	9.000								
PITCHER	IP	WLS	BF	H	R	ER	SO	BB	IBB	HBP	BLK	WP	HR	S	P	ERA	WHIP								
Eddie Guardado, L ERA: 2.85 (9, 1)	1.0		3	0	0	0	2	0	0	0	0	0	0	10	13	0.00	0.000								



Batter	1	2	3	4	5	6	7	8	9	AB	R	H	RBI	BB	SO	LOB	TOP								
Shannon Stewart, R (1, 7) OBP: 0.366, SLG: 0.467 20 Lew Ford, R (9, 7) OBP: 0.403, SLG: 0.527	G6-3		2H 2B			F8		BB		3	1	1	1	2	0	0									
Luis Rivas, R (1, 4) OBP: 0.310, SLG: 0.390 33 Justin Morneau, L (8, PH) OBP: 0.293, SLG: 0.352 Denny Hocking, S (8, 4) OBP: 0.310, SLG: 0.389	P3		G1-3			E1	G5-3	G3		3	1	1	0	0	0	1									
Doug Mientkiewicz, L (1, 3) OBP: 0.392, SLG: 0.457	F8					1B	G5-3			4	1	0	0	1	0	1									
Jacque Jones, L (1, 10) OBP: 0.330, SLG: 0.454 Michael Restovich, R (7, PR) OBP: 0.453, SLG: 0.488	K					2B				4	1	2	1	0	1	0									
Corey Koskie, L (1, 5) OBP: 0.392, SLG: 0.456	P2					1B				3	2	1	1	2	1	0									
Torii Hunter, R (1, 8) OBP: 0.312, SLG: 0.457	F8					1B				5	2	2	5	0	0	2									
A.J. Pierzynski, L (1, 2) OBP: 0.352, SLG: 0.455 Matthew LeCroy, R (9, PH) OBP: 0.335, SLG: 0.478			2B			G3-6		F8		3	2	2	1	0	0	2									
Michael Ryan, L (1, 9) OBP: 0.417, SLG: 0.781			L7			G3-6		L8		5	1	1	2	0	0	2									
Cristian Guzman, S (1, 6) OBP: 0.301, SLG: 0.356			P5			G4-3		K		4	1	1	2	0	1	1									
Inning Stats	R: 0 E: 0 K: 0 S: 6	H: 0 LOB: 0 BB: 0 P: 9	R: 0 E: 0 K: 1 S: 7	H: 0 LOB: 0 BB: 0 P: 9	R: 1 E: 0 K: 0 S: 13	H: 2 LOB: 1 BB: 0 P: 19	R: 0 E: 0 K: 1 S: 7	H: 0 LOB: 0 BB: 0 P: 8	R: 0 E: 0 K: 0 S: 5	H: 0 LOB: 0 BB: 0 P: 9	R: 3 E: 1 K: 0 S: 23	H: 6 LOB: 0 BB: 3 P: 43	R: 1 E: 0 K: 0 S: 10	H: 2 LOB: 2 BB: 0 P: 19	R: 0 E: 0 K: 1 S: 14	H: 0 LOB: 1 BB: 1 P: 23	R: 3 E: 0 K: 1 S: 13	H: 2 LOB: 0 BB: 1 P: 20	1B: 7 2B: 3 3B: 0 HR: 2	SF: 0 SAC: 0 DP: 1 HBP: 2	WP: 0 PB: 1 SB: 2 CS: 0	PA: 44			
PITCHER	IP	WLS	BF	H	R	ER	SO	BB	IBB	HBP	BLK	WP	HR	S	P	ERA	WHIP								
Jason Davis, R (1, 1) ERA: 4.68	5.2	L	25	6	7	7	2	2	1	1	0	0	0	53	85	11.12	1.412								
63 Rafael Betancourt, R (6, 1) ERA: 2.16	0.0		2	2	2	2	0	0	0	0	0	0	1	6	10	∞	∞								
Jason Boyd, R (6, 1) ERA: 4.56	1.1		7	2	1	1	0	0	0	1	0	0	0	12	21	6.75	1.500								
David Lee, R (8, 1) ERA: 6.75	1.0		4	0	0	0	1	1	0	0	0	0	0	14	23	0.00	1.000								
Terry Mulholland, L (9, 1) ERA: 5.02	1.0		6	2	3	3	1	1	0	0	0	0	1	13	20	27.00	3.000								
Batter	1	2	3	4	5	6	7	8	9	AB	R	H	RBI	BB	SO	LOB	BOTTOM								
Coco Crisp, S (1, 8) OBP: 0.321, SLG: 0.376 Zach Sorensen, S (9, PH) OBP: 0.273, SLG: 0.243	F8		P6			FC6-4				4	1	2	0	0	0	0									
Casey Blake, R (1, 5) OBP: 0.319, SLG: 0.427 Greg LaRocca, R (9, PH)	48 CS					48 E	48 E	48 G3		3	2	2	0	1	0	1									
48 Travis Hafner, L (1, 10) OBP: 0.344, SLG: 0.506	K					41 F9	SF7	G3		4	1	0	1	1	2	4									
Alex Escobar, R (1, 9) OBP: 0.321, SLG: 0.419	K					41 F9	2 E	SF8		3	1	0	1	1	1	2									
41 Victor Martinez, S (1, 2) OBP: 0.340, SLG: 0.341	F7					F9		WP		3	0	1	1	1	0	2									
Ben Broussard, L (1, 3) OBP: 0.322, SLG: 0.450	F7					SF7		G4-3		2	0	0	1	1	0	1									
Chris Magruder, S (1, 7) OBP: 0.867, SLG: 1.222								G3-1		4	1	2	1	0	1	2									
2 Jhonny Peralta, R (1, 6) OBP: 0.278, SLG: 0.313			L3					K		4	0	0	0	0	2	1									
Brandon Phillips, R (1, 4) OBP: 0.239, SLG: 0.308			K					F9		4	0	0	0	0	2	2									
Inning Stats	R: 0 E: 0 K: 1 S: 8	H: 1 LOB: 0 BB: 0 P: 12	R: 0 E: 0 K: 1 S: 9	H: 0 LOB: 0 BB: 0 P: 13	R: 1 E: 0 K: 1 S: 9	H: 1 LOB: 0 BB: 0 P: 15	R: 1 E: 2 K: 2 S: 15	H: 1 LOB: 2 BB: 2 P: 27	R: 0 E: 0 K: 1 S: 12	H: 1 LOB: 1 BB: 0 P: 17	R: 2 E: 1 K: 0 S: 23	H: 1 LOB: 2 BB: 2 P: 39	R: 2 E: 0 K: 0 S: 14	H: 2 LOB: 1 BB: 1 P: 24	R: 0 E: 0 K: 2 S: 11	H: 0 LOB: 0 BB: 0 P: 14	R: 0 E: 0 K: 0 S: 5	H: 0 LOB: 1 BB: 1 P: 11	1B: 4 2B: 2 3B: 0 HR: 1	SF: 2 SAC: 0 DP: 0 HBP: 0	WP: 1 PB: 0 SB: 0 CS: 1	PA: 40			
PITCHER	IP	WLS	BF	H	R	ER	SO	BB	IBB	HBP	BLK	WP	HR	S	P	ERA	WHIP								
Johan Santana, L (1, 1) ERA: 3.11	5.0	W	22	4	4	3	6	4	0	0	0	0	0	61	100	5.40	1.600								
Grant Balfour, R (6, 1) ERA: 4.57	1.0		7	3	2	2	0	0	0	0	0	0	0	20	31	18.00	3.000								
Jesse Orosco, L (7, 1) ERA: 7.24	1.0		4	0	0	0	0	1	0	0	0	1	0	9	16	0.00	1.000								
Juan Rincon, R (8, 1) ERA: 3.51	1.0		3	0	0	0	2	0	0	0	0	0	0	11	14	0.00	0.000								
51 Carlos Pulido, L (9, 1) ERA: 2.19	1.0		4	0	0	0	0	1	0	0	0	0	0	5	11	0.00	1.000								

Minnesota Twins @ Cleveland Indians
 Jacobs Field, Cleveland, OH
 Mon Sep 15 2003, 7:05 PM EDT
 Att: 16,967 - Sunny - 68 F

AB 37
 R 13
 H 12
 RBI 13
 BB 5
 SO 4
 LOB 10



Minnesota Twins @ Cleveland Indians
 Jacobs Field, Cleveland, OH
 Mon Sep 15 2003, 7:05 PM EDT
 Att: 16,967 - Sunny - 68 F

AB 32
 R 6
 H 7
 RBI 5
 BB 6
 SO 8
 LOB 15



Batter	1	2	3	4	5	6	7	8	9	AB	R	H	RBI	BB	SO	LOB	TOP			
4 Angel Berroa, R OBP: 0.345, SLG: 0.467										5	3	5	1	0	0	0	Kansas City Royals @ Cleveland Indians Jacobs Field, Cleveland, OH Tue Sep 16 2003, 7:05 PM EDT Att: 16,145 - Sunny - 71 F			
Carlos Beltrán, S OBP: 0.387, SLG: 0.511										3	1	1	0	2	1	3				
29 Mike Sweeney, R OBP: 0.398, SLG: 0.467										5	1	0	1	0	0	6				
Raul Ibanez, L OBP: 0.347, SLG: 0.450										5	2	3	2	0	1	2				
Joe Randa, R OBP: 0.341, SLG: 0.452										5	2	2	4	0	1	2				
Rondell White, R OBP: 0.329, SLG: 0.472										5	2	2	3	0	0	1				
Aaron Guiel, L OBP: 0.364, SLG: 0.521										0	0	0	0	0	0	0				
Ken Harvey, R OBP: 0.316, SLG: 0.413										5	0	1	1	0	1	0				
Mendy López, R OBP: 0.307, SLG: 0.405										5	1	1	0	0	1	2				
Brent Mayne, L OBP: 0.311, SLG: 0.351										3	0	0	0	1	3	1				
Inning Stats	R: 4 E: 1 K: 0 S: 17	H: 5 LOB: 1 BB: 0 P: 28	R: 2 E: 0 K: 2 S: 18	H: 2 LOB: 1 BB: 1 P: 30	R: 0 E: 0 K: 0 S: 5	H: 0 LOB: 0 BB: 0 P: 10	R: 5 E: 2 K: 3 S: 20	H: 4 LOB: 0 BB: 0 P: 30	R: 1 E: 0 K: 1 S: 11	H: 2 LOB: 1 BB: 1 P: 20	R: 0 E: 0 K: 0 S: 10	H: 1 LOB: 0 BB: 0 P: 14	R: 0 E: 0 K: 1 S: 10	H: 0 LOB: 0 BB: 0 P: 14	R: 0 E: 0 K: 1 S: 10	H: 0 LOB: 0 BB: 0 P: 14	1B: 10 2B: 2 3B: 1 HR: 2	SF: 0 SAC: 0 DP: 3 HBP: 0	WP: 0 PB: 0 CS: 3	PA: 44
PITCHER	IP WLS BF H R ER SO BB IBB HBP BLK WP HR S P ERA WHIP																			
Billy Traber, L ERA: 5.24	1.2 L 13 7 6 6 1 1 0 0 0 0 0 1 31 51 32.40 4.800																			
David Lee, R ERA: 4.5	2.1 4 0 0 0 1 0 0 0 0 0 0 1 9 17 0.00 0.000																			
Chad Durbin, R ERA: 7.27	4.1 12 6 6 1 4 1 0 0 0 0 0 1 28 45 6.75 5.250																			
Jose Santiago, R ERA: 3.14	5.1 9 2 0 0 0 1 0 0 0 0 0 0 21 36 0.00 1.125																			
Danys Baez, R ERA: 3.91	8.1 6 0 0 0 2 0 0 0 0 0 0 0 20 28 0.00 0.000																			

Batter	1	2	3	4	5	6	7	8	9	AB	R	H	RBI	BB	SO	LOB	BOTTOM					
Coco Crisp, S OBP: 0.322, SLG: 0.381										5	0	2	4	0	2	3	Kansas City Royals @ Cleveland Indians Jacobs Field, Cleveland, OH Tue Sep 16 2003, 7:05 PM EDT Att: 16,145 - Sunny - 71 F					
Casey Blake, R OBP: 0.316, SLG: 0.423										4	0	0	0	1	1	2						
Jody Gerut, L OBP: 0.336, SLG: 0.507										5	0	0	0	0	2	2						
Alex Escobar, R OBP: 0.314, SLG: 0.443										5	1	1	1	0	3	1						
41 Victor Martínez, S OBP: 0.338, SLG: 0.338										4	2	1	0	0	0	0						
Ben Broussard, L OBP: 0.319, SLG: 0.445										4	1	0	0	0	1	2						
Josh Bard, S OBP: 0.277, SLG: 0.341										3	2	3	1	1	0	0						
2 Jhonny Peralta, R OBP: 0.282, SLG: 0.318										3	1	1	1	1	0	3						
Brandon Phillips, R OBP: 0.242, SLG: 0.311										4	1	2	1	0	0	4						
Inning Stats	R: 0 E: 0 K: 2 S: 8	H: 0 LOB: 0 BB: 0 P: 10	R: 4 E: 1 K: 0 S: 11	H: 4 LOB: 1 BB: 0 P: 17	R: 0 E: 0 K: 2 S: 11	H: 0 LOB: 1 BB: 1 P: 20	R: 0 E: 0 K: 1 S: 15	H: 0 LOB: 1 BB: 1 P: 21	R: 0 E: 0 K: 2 S: 11	H: 1 LOB: 0 BB: 0 P: 16	R: 4 E: 1 K: 1 S: 14	H: 4 LOB: 1 BB: 0 P: 22	R: 0 E: 0 K: 0 S: 5	H: 0 LOB: 0 BB: 0 P: 9	R: 0 E: 0 K: 0 S: 10	H: 1 LOB: 2 BB: 1 P: 18	R: 0 E: 0 K: 1 S: 7	H: 0 LOB: 0 BB: 0 P: 12	1B: 5 2B: 5 3B: 0 HR: 1	SF: 0 SAC: 0 DP: 1 HBP: 0	WP: 0 PB: 0 CS: 1	PA: 40
PITCHER	IP WLS BF H R ER SO BB IBB HBP BLK WP HR S P ERA WHIP																					
Darrell May, L ERA: 3.65	5.2 W 26 7 6 2 8 2 0 0 0 0 0 0 64 96 3.18 1.588																					
Jason Grimsley, R ERA: 5.13	6.1 3 2 1 0 0 0 0 0 0 0 0 0 6 10 0.00 6.000																					
Al Levine, R ERA: 2.74	7.1 8 1 0 0 0 1 0 0 0 0 0 0 15 27 0.00 1.000																					
Curt Leskanic, R ERA: 2.36	9.1 3 0 0 0 1 0 0 0 0 0 0 0 7 12 0.00 0.000																					

Batter	1	2	3	4	5	6	7	8	9	AB	R	H	RBI	BB	SO	LOB	TOP								
Damian Jackson, R OBP: 0.285, SLG: 0.315 (1, 8)	F8		G4-3		P4			1B 2B		4	0	1	0	0	0	1	Boston Red Sox @ Cleveland Indians Jacobs Field, Cleveland, OH Fri Sep 19 2003, 7:05 PM EDT Att: 20,374 - Overcast - 67 F								
Todd Walker, L OBP: 0.332, SLG: 0.415 Adrian Brown, S (8, 8)	P4		SF8		F7			G1-3		3	0	0	1	0	0	1									
Nomar Garciaparra, R OBP: 0.351, SLG: 0.532 (1, 6)	K		HR		1B			1B		4	1	3	1	0	1	0									
Manny Ramirez, R OBP: 0.426, SLG: 0.585 (1, 7)		K	F8		1B			1B		3	0	1	0	1	1	0									
34 David Ortiz, L OBP: 0.364, SLG: 0.575 (1, 10)	G4-3			K				K		4	0	0	0	0	2	5									
Kevin Millar, R OBP: 0.347, SLG: 0.464 (1, 3)	2B			K				K		4	0	1	0	0	2	5									
Jason Varitek, S OBP: 0.355, SLG: 0.519 (1, 2)	1B			K				K		4	0	1	0	0	0	0									
Lou Merloni, R OBP: 0.372, SLG: 0.367 (1, 5)	2B			G6-3				L7		4	0	1	0	0	0	0									
Gabe Kapler, R OBP: 0.329, SLG: 0.381 (1, 9)				G6-3				G6-3		3	0	0	0	1	0	2									
Inning Stats	R: 0 E: 0 K: 1 S: 8	H: 0 LOB: 0 BB: 0 P: 10	R: 0 E: 0 K: 1 S: 10	H: 2 LOB: 2 BB: 0 P: 13	R: 2 E: 0 K: 0 S: 8	H: 2 LOB: 0 BB: 0 P: 12	R: 0 E: 0 K: 2 S: 9	H: 0 LOB: 0 BB: 0 P: 15	R: 0 E: 0 K: 0 S: 7	H: 0 LOB: 0 BB: 0 P: 10	R: 0 E: 0 K: 0 S: 12	H: 2 LOB: 2 BB: 0 P: 19	R: 0 E: 0 K: 0 S: 3	H: 0 LOB: 0 BB: 1 P: 8	R: 0 E: 0 K: 2 S: 15	H: 2 LOB: 3 BB: 1 P: 28	R: 0 E: 0 K: 0 S: 7	H: 0 LOB: 0 BB: 0 P: 10	1B: 4 2B: 3 3B: 0 HR: 1	SF: 1 SAC: 0 DP: 1 HBP: 0	WP: 0 PB: 0 SB: 0 CS: 0	PA: 36			
PITCHER	IP	WLS	BF	H	R	ER	SO	BB	IBB	HBP	BLK	WP	HR	S	P	ERA	WHIP								
Jason Stanford, L ERA: 4.09 (1, 1)	7.0	L	27	6	2	2	4	1	0	0	0	0	1	57	87	2.57	1.000								
Danys Baez, R ERA: 3.89 (8, 1)	1.0		6	2	0	0	2	1	0	0	0	0	0	15	28	0.00	3.000								
Jason Boyd, R ERA: 4.47 (9, 1)	1.0		3	0	0	0	0	0	0	0	0	0	0	7	10	0.00	0.000								

AB	33
R	2
H	8
RBI	2
BB	2
SO	6
LOB	15



Batter	1	2	3	4	5	6	7	8	9	AB	R	H	RBI	BB	SO	LOB	BOTTOM								
Coco Crisp, S OBP: 0.316, SLG: 0.373 (1, 8)	G1-3		K			G4-6-3		K2-3		4	0	0	0	0	2	3	Boston Red Sox @ Cleveland Indians Jacobs Field, Cleveland, OH Fri Sep 19 2003, 7:05 PM EDT Att: 20,374 - Overcast - 67 F								
Casey Blake, R OBP: 0.315, SLG: 0.419 (1, 5)	L4			E4		G6-3		G6-3		4	0	0	0	0	0	0									
Jody Gerut, L OBP: 0.335, SLG: 0.500 (1, 7)				G6-3		1B		G6-3		4	0	1	0	0	0	1									
41 Victor Martinez, S OBP: 0.335, SLG: 0.331 Zach Sorensen, S OBP: 0.273, SLG: 0.243 (9, PR)	G4-3			G6-3				1B		3	0	1	0	0	0	1									
48 Travis Hafner, L OBP: 0.336, SLG: 0.498 Greg LaRocca, R OBP: 0.500, SLG: 0.400 (9, PR)				K		L3		F8		3	0	0	0	0	1	1									
Ben Broussard, L OBP: 0.317, SLG: 0.435 (1, 3)				K		P5		E4		4	0	0	0	0	1	2									
Chris Magruder, S OBP: 0.892, SLG: 1.182 (1, 9)				G4-3		G4-3		FC1-5		1	0	0	0	1	0	0									
2 Johnny Peralta, R OBP: 0.291, SLG: 0.327 (1, 6)		CS		G5-4-3		G5-3		FC1-5		3	0	1	0	0	0	2									
Brandon Phillips, R OBP: 0.241, SLG: 0.306 Alex Escobar, R OBP: 0.316, SLG: 0.466 56 Angel Santos, S OBP: 0.281, SLG: 0.439 (9, 4)				G5-4-3		E6		K		2	0	0	0	0	0	1									
Inning Stats	R: 0 E: 0 K: 0 S: 7	H: 1 LOB: 1 BB: 0 P: 12	R: 0 E: 0 K: 2 S: 11	H: 0 LOB: 0 BB: 0 P: 18	R: 0 E: 0 K: 1 S: 10	H: 1 LOB: 0 BB: 0 P: 15	R: 0 E: 1 K: 0 S: 5	H: 0 LOB: 0 BB: 0 P: 6	R: 0 E: 1 K: 0 S: 5	H: 0 LOB: 0 BB: 0 P: 9	R: 0 E: 0 K: 0 S: 10	H: 1 LOB: 1 BB: 0 P: 16	R: 0 E: 1 K: 2 S: 13	H: 0 LOB: 2 BB: 1 P: 22	R: 0 E: 0 K: 0 S: 10	H: 0 LOB: 2 BB: 0 P: 19	1B: 3 2B: 0 3B: 0 HR: 0	SF: 0 SAC: 0 DP: 3 HBP: 3	WP: 0 PB: 0 SB: 0 CS: 1	PA: 34					
PITCHER	IP	WLS	BF	H	R	ER	SO	BB	IBB	HBP	BLK	WP	HR	S	P	ERA	WHIP								
John Burkett, R ERA: 4.84 (1, 1)	7.0	W	25	3	0	0	3	1	0	1	0	0	0	9	13	0.00	0.571								
50 Mike Timlin, R ERA: 3.67 (8, 1)	1.0	H	3	0	0	0	2	0	0	0	0	0	0	9	13	0.00	0.000								
Byung-Hyun Kim, R ERA: 3.42 (9, 1)	0.2	H	4	0	0	0	0	0	0	2	0	0	0	9	17	0.00	0.000								
Alan Embree, L ERA: 3.98 (9, 1)	0.1	S	1	0	0	0	0	0	0	0	0	0	0	1	2	0.00	0.000								

AB	29
R	0
H	3
RBI	0
BB	1
SO	5
LOB	13



Batter	1	2	3	4	5	6	7	8	9	AB	R	H	RBI	BB	SO	LOB	TOP										
Damian Jackson, R OBP: 0.288, SLG: 0.313 (1, 4)	4-1 BB BB		2-3 K		2-2 G6-4-3 1-2f		1-2 1B FC6-4 1B		1-2 F9	4	1	1	0	1	1	1	Boston Red Sox @ Cleveland Indians Jacobs Field, Cleveland, OH Sat Sep 20 2003, 7:05 PM EDT Att: 23,242 - Sunny - 63 F										
Lou Merton, R OBP: 0.398, SLG: 0.363 (1, 5)	1-3 K		0-1 G5-3		0-0 F9		1-3 FC6-4 1B		2-2 G1-4-3	5	0	1	0	0	1	1											
Nomar Garciaparra, R OBP: 0.349, SLG: 0.528 (1, 6)	0-3 K		0-1 G5-3		1-1 F9		2-2 FC6-4 1-2f 3-H 2-2			4	0	0	1	0	1	2											
Manny Ramirez, R OBP: 0.427, SLG: 0.583 (1, 7)	4-2 BB 1-2			1-3 K		1-0 34 1B 1B		2-2 P4		3	1	1	0	1	1	1											
34 David Ortiz, L OBP: 0.363, SLG: 0.572 (1, 10)	1-1 P5			0-1 P4		1-1 1B 1B		3-3 K		4	0	1	0	0	1	2											
Kevin Millar, R OBP: 0.348, SLG: 0.466 (1, 3)		1-0 G6-3		0-2 2B		1-2 1B 1B		0-0 P4		4	0	2	1	0	0	0											
Trot Nixon, L OBP: 0.400, SLG: 0.578 (1, 9)		1-0 HR		3-3 K		1-2 3-H 0-0 F9		4-1 BB		3	1	1	1	1	1	3											
Jason Varitek, S OBP: 0.354, SLG: 0.519 (1, 2)		3-2 G6-3		0-1 F9		2-2 1B 2B		0-3 K		4	1	1	0	0	1	1											
Gabe Kapler, R OBP: 0.332, SLG: 0.383 (1, 8)		2-2 G6-3		1-1 G6-4-3 1B		0-0 2-H 1B CS		0-2 G6-3		4	0	2	1	0	0	0											
Inning Stats	R: 0 E: 0 K: 2 S: 12	H: 0 LOB: 2 BB: 2 P: 22	R: 1 E: 0 K: 0 S: 12	H: 1 LOB: 0 BB: 0 P: 19	R: 0 E: 0 K: 1 S: 7	H: 0 LOB: 0 BB: 0 P: 9	R: 0 E: 0 K: 2 S: 12	H: 1 LOB: 1 BB: 0 P: 16	R: 0 E: 0 K: 0 S: 7	H: 1 LOB: 0 BB: 0 P: 10	R: 1 E: 0 K: 0 S: 11	H: 3 LOB: 2 BB: 0 P: 14	R: 2 E: 0 K: 0 S: 14	H: 4 LOB: 1 BB: 0 P: 21	R: 0 E: 0 K: 2 S: 9	H: 0 LOB: 1 BB: 1 P: 16	R: 0 E: 0 K: 0 S: 10	H: 0 LOB: 0 BB: 0 P: 13	1B: 7 2B: 2 3B: 0 HR: 1	SF: 0 SAC: 0 DP: 1 HBP: 0	WP: 0 PB: 0 SB: 0 CS: 1	PA: 38					
PITCHER	IP	WLS	BF	H	R	ER	SO	BB	IBB	HBP	BLK	WP	HR	S	P	ERA	WHIP										
Terry Mulholland, L ERA: 4.89 (1, 1)	6.0		25	6	2	2	5	2	0	0	0	0	1	61	90	3.00	1.333										
Jack Cressend, R ERA: 2.57 (7, 1)	0.1	W	4	4	2	2	0	0	0	0	0	0	0	8	11	54.00	12.000										
David Lee, R ERA: 3.88 (7, 1)	0.2		2	0	0	0	0	0	0	0	0	0	0	6	10	0.00	0.000										
63 Rafael Betancourt, R ERA: 2.0 (8, 1)	1.0		4	0	0	0	2	1	0	0	0	0	0	9	16	0.00	1.000										
Jason Boyd, R ERA: 4.38 (9, 1)	1.0		3	0	0	0	0	0	0	0	0	0	0	10	13	0.00	0.000										
Batter	1	2	3	4	5	6	7	8	9	AB	R	H	RBI	BB	SO	LOB	BOTTOM										
Coco Crisp, S OBP: 0.315, SLG: 0.369 (1, 8)	0-2 G3			0-1 G6-3	0-0 G4-3		1-0 E4 2B WP	4-2 2B 1B BB		4	2	0	0	1	0	3	Boston Red Sox @ Cleveland Indians Jacobs Field, Cleveland, OH Sat Sep 20 2003, 7:05 PM EDT Att: 23,242 - Sunny - 63 F										
Casey Blake, R OBP: 0.317, SLG: 0.424 (1, 5)	2-3 K			0-2 1B		0-0 G5-3	3-2 41 BB HBP 2B	0-1 1B 2B		5	2	3	3	0	1	0											
Jody Gerut, L OBP: 0.336, SLG: 0.499 (1, 7)	0-0 G4-3			1-0 1B	1-2 1B	1-1 1B	1-2 F7	0-3 K		5	0	2	0	0	1	3											
Alex Escobar, R OBP: 0.320, SLG: 0.457 (1, 9)		3-2 G5-3		0-1 P4		2-3 K	4-0 HBP 41 BB 1B IBB	3-2 41 WP 3B 1B		4	2	1	2	1	1	3											
48 Travis Hafner, L OBP: 0.332, SLG: 0.493 41 Victor Martinez, S (7, PH) OBP: 0.344, SLG: 0.331 (7, PH)		2-2 G4-3		0-0 G4-3		1-3 K	4-1 HBP 1B BB	4-0 3B BB		3	0	0	0	0	1	3											
Ben Broussard, L OBP: 0.320, SLG: 0.450 (1, 3)		1-1 G3			0-1 HR		F8	1-2 3B		4	1	2	4	0	0	0											
Josh Bard, S OBP: 0.279, SLG: 0.353 (1, 2)			1-1 G3-1		0-0 G1-3		1-2 HR	2-3 K		5	1	2	3	0	1	1											
2 Jhonny Peralta, R OBP: 0.294, SLG: 0.330 (1, 6)			2-0 G6-3		0-0 56 FC4-6 1B		0-0 E 56 1B WP	1-1 G5-3		4	1	2	0	0	0	0											
56 Angel Santos, S OBP: 0.284, SLG: 0.435 Brandon Phillips, R OBP: 0.243, SLG: 0.311 (8, 4)			0-0 G6-3		0-0 FC4-6 1-2f		1-0 WP E 2B 1B	0-0 WP 2B		3	1	1	0	0	0	1											
Inning Stats	R: 0 E: 0 K: 1 S: 8	H: 0 LOB: 0 BB: 0 P: 10	R: 0 E: 0 K: 0 S: 8	H: 0 LOB: 0 BB: 0 P: 14	R: 0 E: 0 K: 0 S: 4	H: 0 LOB: 0 BB: 0 P: 7	R: 0 E: 0 K: 0 S: 9	H: 2 LOB: 2 BB: 0 P: 10	R: 1 E: 0 K: 0 S: 6	H: 2 LOB: 1 BB: 0 P: 6	R: 0 E: 0 K: 2 S: 9	H: 1 LOB: 1 BB: 0 P: 13	R: 7 E: 1 K: 0 S: 23	H: 5 LOB: 2 BB: 2 P: 43	R: 5 E: 0 K: 2 S: 20	H: 4 LOB: 1 BB: 2 P: 35	1B: 8 2B: 3 3B: 1 HR: 2	SF: 0 SAC: 0 DP: 0 HBP: 1	WP: 3 PB: 0 SB: 1 CS: 0	PA: 43							
PITCHER	IP	WLS	BF	H	R	ER	SO	BB	IBB	HBP	BLK	WP	HR	S	P	ERA	WHIP										
Derek Lowe, R ERA: 4.56 (1, 1)	6.1	L	29	9	6	5	3	0	0	0	0	0	2	59	83	7.11	1.421										
Scott Sauerbeck, L ERA: 4.86 (7, 1)	0.2		5	1	2	1	0	1	1	1	0	0	0	8	20	13.50	3.000										
Scott Williamson, R ERA: 4.33 (8, 1)	0.2		7	3	5	5	1	2	0	0	0	2	0	14	26	67.50	7.500										
Brandon Lyon, R ERA: 3.95 (8, 1)	0.1		2	1	0	0	1	0	0	0	0	0	0	6	9	0.00	3.000										

Batter	1	2	3	4	5	6	7	8	9	AB	R	H	RBI	BB	SO	LOB	TOP								
18 Johnny Damon, L (1, 8) OBP: 0.346, SLG: 0.408	F9		P4		G6-3			F7		4	0	0	0	0	0	1	Boston Red Sox @ Cleveland Indians Jacobs Field, Cleveland, OH Sun Sep 21 2003, 1:05 PM EDT Att: 27,655 - Sunny - 68 F								
Nomar Garciaparra, R (1, 6) OBP: 0.349, SLG: 0.526 Lou Merloni, R (9, 4) OBP: 0.369, SLG: 0.363	F9		G6-3		P3			HBP		3	0	0	0	0	0	1									
Todd Walker, L (1, 4) OBP: 0.332, SLG: 0.413 Damian Jackson, R (8, 4) OBP: 0.288, SLG: 0.313	F9			E HBP	F9			F7		3	1	0	0	0	2										
Manny Ramirez, R (1, 10) OBP: 0.426, SLG: 0.583		K		E6 G6-3 2B				K		4	1	1	1	0	3										
Kevin Millar, R (1, 3) OBP: 0.349, SLG: 0.467		BB 1B		G6-3				F7		4	0	2	1	0	0										
Bill Mueller, S (1, 5) OBP: 0.401, SLG: 0.548		BB 1B SAFE		G6-3				P3		3	0	0	0	1	1										
Jason Varitek, S (1, 2) OBP: 0.353, SLG: 0.516		BB		G6-3				K		4	0	1	0	0	3										
Trot Nixon, L (1, 9) OBP: 0.396, SLG: 0.574		P6		K				K		3	0	0	0	0	2										
Gabe Kapler, R (1, 7) OBP: 0.332, SLG: 0.379			K		BB 18 G6-3			F8		2	0	0	0	1	1										
Inning Stats	R: 0 H: 0 E: 0 K: 0 S: 6	H: 0 LOB: 0 BB: 0 P: 10	R: 0 H: 1 E: 0 K: 2 S: 14	LOB: 2 BB: 1 P: 26	R: 0 H: 0 E: 0 K: 1 S: 6	H: 0 LOB: 0 BB: 0 P: 10	R: 2 H: 2 E: 1 K: 1 S: 14	H: 2 LOB: 1 BB: 0 P: 18	R: 0 H: 0 E: 0 K: 0 S: 5	H: 0 LOB: 0 BB: 0 P: 11	R: 0 H: 0 E: 0 K: 1 S: 9	H: 0 LOB: 0 BB: 0 P: 12	R: 0 H: 0 E: 0 K: 2 S: 9	H: 0 LOB: 0 BB: 0 P: 12	R: 0 H: 0 E: 0 K: 1 S: 6	H: 0 LOB: 1 BB: 0 P: 14	R: 0 H: 1 E: 0 K: 2 S: 8	H: 1 LOB: 0 BB: 0 P: 14	1B: 3 2B: 2 3B: 0 HR: 0	SF: 0 SAC: 0 DP: 1 HBP: 2	WP: 0 PB: 0 SB: 1 CS: 1	PA: 34			
PITCHER	IP	WLS	BF	H	R	ER	SO	BB	IBB	HBP	BLK	WP	HR	S	P	ERA	WHIP								
31 Cliff Lee, L (1, 1) ERA: 3.1	7.0	L	27	3	2	2	7	2	0	1	0	0	0	63	99	2.57	0.714								
Danys Baez, R (8, 1) ERA: 3.51	1.0		4	0	0	0	1	0	0	1	0	0	0	6	14	0.00	0.000								
David Riske, R (9, 1) ERA: 2.2	1.0	S	3	1	0	0	2	0	0	0	0	0	0	8	14	0.00	1.000								

Batter	1	2	3	4	5	6	7	8	9	AB	R	H	RBI	BB	SO	LOB	BOTTOM								
Coco Crisp, S (1, 8) OBP: 0.312, SLG: 0.365	K		F8			K		G3-1		4	0	0	0	0	2	0	Boston Red Sox @ Cleveland Indians Jacobs Field, Cleveland, OH Sun Sep 21 2003, 1:05 PM EDT Att: 27,655 - Sunny - 68 F								
Casey Blake, R (1, 5) OBP: 0.315, SLG: 0.421	K		K			L8		G6-3		4	0	0	0	0	2	0									
Jody Gerut, L (1, 7) OBP: 0.337, SLG: 0.500	BB 2B			G1-6-3		G3		BB		3	0	1	0	1	0	0									
Alex Escobar, R (1, 9) OBP: 0.308, SLG: 0.438	F9			K		K		F9		4	0	0	0	0	2	2									
Ben Broussard, L (1, 3) OBP: 0.320, SLG: 0.446		K		K		BB 48 F8 41 1B		K		3	0	0	0	1	3	0									
41 Victor Martinez, S (1, 2) OBP: 0.343, SLG: 0.331 Zach Sorensen, S (7, PR) OBP: 0.273, SLG: 0.243		F9			G3		BB 1B		P6	3	0	1	0	0	0	0									
Chris Magruder, S (9, PH) OBP: 0.843, SLG: 1.083					G4-3		BB 1B		F8	1	0	0	0	0	0	0									
48 Travis Hafner, L (1, 10) OBP: 0.331, SLG: 0.489		BB 1B			G4-3		BB 1B		F8	4	0	1	0	0	0	2									
2 Jhonny Peralta, R (1, 6) OBP: 0.296, SLG: 0.332 Josh Bard, S (7, PH) OBP: 0.292, SLG: 0.353		K					BB 1B			2	0	1	0	0	1	1									
Brandon Phillips, R (1, 4) OBP: 0.242, SLG: 0.309 56 Angel Santos, S (7, PH) OBP: 0.260, SLG: 0.429			L6		K		K			2	0	0	0	0	1	1									
Inning Stats	R: 0 H: 1 E: 0 K: 2 S: 12	H: 1 LOB: 1 BB: 0 P: 17	R: 0 H: 1 E: 0 K: 2 S: 11	H: 1 LOB: 0 BB: 0 P: 15	R: 0 H: 0 E: 0 K: 1 S: 7	H: 0 LOB: 0 BB: 0 P: 11	R: 0 H: 0 E: 0 K: 2 S: 10	H: 0 LOB: 0 BB: 0 P: 17	R: 0 H: 1 E: 0 K: 1 S: 13	H: 1 LOB: 0 BB: 0 P: 20	R: 0 H: 0 E: 0 K: 1 S: 6	H: 0 LOB: 0 BB: 0 P: 6	R: 0 H: 1 E: 0 K: 2 S: 15	H: 1 LOB: 3 BB: 2 P: 29	R: 0 H: 0 E: 0 K: 0 S: 9	H: 0 LOB: 1 BB: 1 P: 19	R: 0 H: 0 E: 0 K: 1 S: 9	H: 0 LOB: 0 BB: 0 P: 11	1B: 3 2B: 1 3B: 0 HR: 0	SF: 0 SAC: 0 DP: 0 HBP: 0	WP: 0 PB: 0 SB: 0 CS: 0	PA: 34			
PITCHER	IP	WLS	BF	H	R	ER	SO	BB	IBB	HBP	BLK	WP	HR	S	P	ERA	WHIP								
Pedro Martinez, R (1, 1) ERA: 2.25	7.0	W	27	4	0	0	11	2	0	0	0	0	0	9	115	0.00	0.857								
50 Mike Timlin, R (8, 1) ERA: 3.62	1.0	H	4	0	0	0	0	1	0	0	0	0	0	9	19	0.00	1.000								
Byung-Hyun Kim, R (9, 1) ERA: 3.39	1.0	S	3	0	0	0	1	0	0	0	0	0	0	9	11	0.00	0.000								

AB	30
R	2
H	4
RBI	2
BB	2
SO	10
LOB	11



WP	0	PA	34
PB	0		
SB	1		
CS	1		

AB	31
R	0
H	4
RBI	0
BB	3
SO	12
LOB	9



WP	0	PA	34
PB	0		
SB	0		
CS	0		

Batter	1	2	3	4	5	6	7	8	9	AB	R	H	RBI	BB	SO	LOB	TOP					
Coco Crisp, S OBP: 0.309, SLG: 0.362 (1, 8)	F8		G1-3			B1		F9		4	0	0	0	0	0	0	Cleveland Indians @ Minnesota Twins Hubert H. Humphrey Metrodome, Minneapolis, MN Tue Sep 23 2003, 8:05 PM EDT Att: 33,650 - Dome - 72 F livebaseballscorecards.com					
Casey Blake, R OBP: 0.315, SLG: 0.419 (1, 3)	F7			HBP		G5-3		G5-3		3	0	0	0	0	0	0						
Jody Gerut, L OBP: 0.339, SLG: 0.499 (1, 7)	G4-3			HBP		P6		1B		3	1	1	0	0	0	0						
Alex Escobar, R OBP: 0.324, SLG: 0.444 (1, 9)		1B						1B		3	0	2	0	0	1	2						
41 Victor Martinez, S OBP: 0.341, SLG: 0.329 (1, 10)	G1-3							1B		4	0	1	0	0	0	5						
Josh Bard, S OBP: 0.284, SLG: 0.355 (1, 2)								1B		4	0	2	1	0	0	2						
Greg LaRocca, R OBP: 0.400, SLG: 0.444 (1, 5)	G6-3							1B		4	0	1	0	0	1	5						
2 Jhonny Peralta, R OBP: 0.296, SLG: 0.332 (1, 6)			F9					F7		3	0	1	0	0	0	0						
Brandon Phillips, R OBP: 0.240, SLG: 0.307 (1, 4)			K					F9		3	0	0	0	0	1	2						
Inning Stats	R: 0 E: 0 K: 0 S: 7	H: 0 LOB: 0 BB: 0 P: 9	R: 0 E: 0 K: 0 S: 9	H: 2 LOB: 1 BB: 0 P: 14	R: 0 E: 0 K: 1 S: 10	H: 0 LOB: 0 BB: 0 P: 14	R: 0 E: 0 K: 1 S: 8	H: 0 LOB: 1 BB: 0 P: 14	R: 0 E: 0 K: 0 S: 6	H: 2 LOB: 1 BB: 0 P: 10	R: 0 E: 0 K: 0 S: 8	H: 0 LOB: 0 BB: 0 P: 8	R: 0 E: 0 K: 0 S: 5	H: 1 LOB: 1 BB: 0 P: 8	R: 0 E: 0 K: 0 S: 4	H: 0 LOB: 0 BB: 0 P: 6	R: 1 E: 0 K: 1 S: 15	H: 3 LOB: 2 BB: 0 P: 23	1B: 7 2B: 2 3B: 0 HR: 0	SF: 0 SAC: 0 DP: 3 HBP: 3	WP: 0 PB: 0 SB: 0 CS: 0	PA: 34
PITCHER	IP	WLS	BF	H	R	ER	SO	BB	IBB	HBP	BLK	WP	HR	S	P	ERA	WHIP					
Kenny Rogers, L ERA: 4.56 (1, 1)	8.2	W	33	8	1	1	2	0	0	3	0	0	0	69	102	1.04	0.923					
Eddie Guardado, L ERA: 2.84 (9, 1)	0.1	S	1	0	0	0	1	0	0	0	0	0	0	3	4	0.00	0.000					

Batter	1	2	3	4	5	6	7	8	9	AB	R	H	RBI	BB	SO	LOB	BOTTOM					
Shannon Stewart, R OBP: 0.366, SLG: 0.461 (1, 7)	G4-3		2B	SF9			P3			3	1	1	2	0	0	0	Cleveland Indians @ Minnesota Twins Hubert H. Humphrey Metrodome, Minneapolis, MN Tue Sep 23 2003, 8:05 PM EDT Att: 33,650 - Dome - 72 F livebaseballscorecards.com					
Luis Rivas, R OBP: 0.311, SLG: 0.386 (1, 4)	G6-3		2B	F7			F7			4	0	1	1	0	0	2						
Doug Mientkiewicz, L OBP: 0.394, SLG: 0.451 (1, 3)	G3		2B				G3			3	0	0	0	1	0	0						
Matthew LeCroy, R OBP: 0.333, SLG: 0.485 (1, 10)		G5-3	G6-4-3	F8				K		4	0	0	0	0	1	2						
Jacque Jones, L OBP: 0.333, SLG: 0.460 (1, 9)		K	F8	G4-3				F9		4	0	0	0	0	1	1						
Torii Hunter, R OBP: 0.312, SLG: 0.451 (1, 8)		1B		F9				F9		4	0	1	0	0	0	0						
Corey Koskie, L OBP: 0.392, SLG: 0.451 (1, 5)		1B						K		2	1	1	0	1	1	0						
A.J. Pierzynski, L OBP: 0.356, SLG: 0.459 (1, 2)		F8		E6				G3		3	0	0	0	0	0	3						
Cristian Guzman, S OBP: 0.310, SLG: 0.366 (1, 6)			2B					HR		2	2	2	1	1	0	0						
Inning Stats	R: 0 E: 0 K: 0 S: 7	H: 0 LOB: 0 BB: 0 P: 11	R: 0 E: 0 K: 1 S: 9	H: 2 LOB: 2 BB: 0 P: 14	R: 2 E: 0 K: 0 S: 10	H: 3 LOB: 1 BB: 1 P: 17	R: 1 E: 1 K: 0 S: 10	H: 0 LOB: 2 BB: 2 P: 21	R: 0 E: 0 K: 0 S: 7	H: 0 LOB: 0 BB: 0 P: 10	R: 0 E: 0 K: 1 S: 8	H: 0 LOB: 0 BB: 0 P: 11	R: 1 E: 0 K: 0 S: 7	H: 1 LOB: 0 BB: 0 P: 10	R: 0 E: 0 K: 1 S: 5	H: 0 LOB: 0 BB: 0 P: 8	R: 0 E: 0 K: 1 S: 5	H: 0 LOB: 0 BB: 0 P: 8	1B: 3 2B: 2 3B: 0 HR: 1	SF: 1 SAC: 0 DP: 1 HBP: 0	WP: 0 PB: 0 SB: 0 CS: 0	PA: 33
PITCHER	IP	WLS	BF	H	R	ER	SO	BB	IBB	HBP	BLK	WP	HR	S	P	ERA	WHIP					
37 Jake Westbrook, R ERA: 4.33 (1, 1)	7.0	L	30	6	4	3	2	3	0	0	0	0	0	58	94	3.86	1.286					
David Lee, R ERA: 3.19 (8, 1)	1.0		3	0	0	0	1	0	0	0	0	0	0	5	8	0.00	0.000					



Batter	1	2	3	4	5	6	7	8	9	AB	R	H	RBI	BB	SO	LOB	TOP										
Coco Crisp, S (1, 8) OBP: 0.308, SLG: 0.361	F9		E9			F8		K2-3		4	0	1	0	0	1	0	Cleveland Indians @ Minnesota Twins Hubert H. Humphrey Metrodome, Minneapolis, MN Wed Sep 24 2003, 8:05 PM EDT Att: 32,986 - Dome - 72 F livebaseballscorecards.com										
Casey Blake, R (1, 5) OBP: 0.314, SLG: 0.418	F7		F8			G5-3		1B		4	0	1	0	0	0	1											
Jody Gerut, L (1, 7) OBP: 0.338, SLG: 0.499	2B				F9	F8		L9		4	0	1	0	0	0	1											
Ben Broussard, L (1, 3) OBP: 0.319, SLG: 0.452	F8				HR		G6-3		G4-3	4	1	1	1	0	0	1											
41 Victor Martinez, S (1, 2) OBP: 0.345, SLG: 0.333 Zach Sorensen, S (9, PR) OBP: 0.273, SLG: 0.243		1B			G3-1		F8		1B	4	0	2	0	0	0	0											
48 Travis Hafner, L (1, 10) OBP: 0.330, SLG: 0.486	L8-4-3				G4-3				K	4	0	1	0	0	1	2											
Chris Magruder, S (1, 9) OBP: 0.300, SLG: 0.813	G3						F9		FC6-4	4	0	0	0	0	0	2											
2 Johnny Peralta, R (1, 6) OBP: 0.297, SLG: 0.329			P3			G5-3			BB	2	1	0	0	1	0	0											
56 Angel Santos, S (1, 4) OBP: 0.250, SLG: 0.411			K			P6			G4-3	3	0	0	0	0	1	1											
Inning Stats	R: 0 E: 0 K: 0 S: 13	H: 1 LOB: 1 BB: 0 P: 21	R: 0 E: 0 K: 0 S: 5	H: 1 LOB: 0 BB: 0 P: 12	R: 0 E: 1 K: 1 S: 14	H: 1 LOB: 1 BB: 0 P: 20	R: 1 E: 0 K: 0 S: 12	H: 1 LOB: 0 BB: 0 P: 16	R: 0 E: 0 K: 0 S: 6	H: 0 LOB: 0 BB: 0 P: 9	R: 0 E: 0 K: 0 S: 3	H: 0 LOB: 0 BB: 0 P: 5	R: 0 E: 0 K: 0 S: 6	H: 1 LOB: 0 BB: 0 P: 15	R: 1 E: 0 K: 1 S: 12	H: 1 LOB: 1 BB: 1 P: 23	R: 0 E: 0 K: 1 S: 12	H: 1 LOB: 1 BB: 0 P: 15	1B: 5 2B: 2 3B: 0 HR: 1	SF: 0 SAC: 0 DP: 1 HBP: 0	WP: 1 PB: 1 CS: 0	PA: 34					
PITCHER	IP	WLS	BF	H	R	ER	SO	BB	IBB	HBP	BLK	WP	HR	S	P	ERA	WHIP										
Kyle Lohse, R (1, 1) ERA: 4.64	6.0		21	4	1	1	1	0	0	0	0	0	1	53	83	1.50	0.667										
Rick Reed, R (7, 1) ERA: 5.14	1.2		8	2	1	1	1	1	0	0	0	1	0	15	33	5.40	1.800										
Jesse Orosco, L (8, 1) ERA: 7.64	0.1	W	1	0	0	0	0	0	0	0	0	0	0	3	5	0.00	0.000										
Eddie Guardado, L (9, 1) ERA: 2.8	1.0	S	4	1	0	0	1	0	0	0	0	0	0	12	15	0.00	1.000										

Batter	1	2	3	4	5	6	7	8	9	AB	R	H	RBI	BB	SO	LOB	BOTTOM										
20 Lew Ford, R (1, 8) OBP: 0.403, SLG: 0.600	G5-3		FC5-4			HR				4	1	2	2	0	0	1	Cleveland Indians @ Minnesota Twins Hubert H. Humphrey Metrodome, Minneapolis, MN Wed Sep 24 2003, 8:05 PM EDT Att: 32,986 - Dome - 72 F livebaseballscorecards.com										
Michael Ryan, L (1, 10) OBP: 0.388, SLG: 0.673	G6-3				K	1B		F8		4	0	1	0	0	1	1											
5 Michael Cuddyer, R (1, 5) OBP: 0.306, SLG: 0.398	F8				G6-3	1B				4	1	2	1	0	0	0											
Matthew LeCroy, R (1, 2) OBP: 0.333, SLG: 0.482 Rob Bowen, S (7, 2)		F8				1B		HR		2	0	0	0	1	1	0											
					K	FC6-4		K		1	0	0	0	0	1	0											
33 Justin Morneau, L (1, 3) OBP: 0.282, SLG: 0.337		F8			K	P4		G6-3		4	0	0	0	0	1	3											
Dustin Mohr, R (1, 9) OBP: 0.324, SLG: 0.412		F7				FC6-4		K		4	0	1	0	0	1	3											
Michael Restovich, R (1, 7) OBP: 0.429, SLG: 0.457			P4			FC6-5		F9		3	0	0	0	0	0	1											
46 Alex Prieto, R (1, 4) OBP: 0.167, SLG: 0.167			1B			F8		P3		3	0	1	0	0	0	1											
Denny Hocking, S (1, 6) OBP: 0.301, SLG: 0.376			P4					G6-3		3	1	1	0	0	0	1											
Inning Stats	R: 0 E: 0 K: 0 S: 6	H: 0 LOB: 0 BB: 0 P: 6	R: 0 E: 0 K: 0 S: 7	H: 0 LOB: 0 BB: 0 P: 13	R: 0 E: 0 K: 0 S: 10	H: 1 LOB: 1 BB: 0 P: 14	R: 0 E: 0 K: 2 S: 7	H: 0 LOB: 0 BB: 0 P: 10	R: 0 E: 0 K: 1 S: 12	H: 1 LOB: 1 BB: 0 P: 15	R: 1 E: 0 K: 0 S: 17	H: 3 LOB: 3 BB: 1 P: 26	R: 1 E: 0 K: 0 S: 10	H: 2 LOB: 1 BB: 0 P: 11	R: 1 E: 0 K: 2 S: 15	H: 1 LOB: 0 BB: 0 P: 21	R: 1 E: 0 K: 2 S: 15	H: 1 LOB: 0 BB: 0 P: 21	1B: 4 2B: 1 3B: 1 HR: 2	SF: 0 SAC: 0 DP: 0 HBP: 0	WP: 0 PB: 0 SB: 0 CS: 0	PA: 33					
PITCHER	IP	WLS	BF	H	R	ER	SO	BB	IBB	HBP	BLK	WP	HR	S	P	ERA	WHIP										
CC Sabathia, L (1, 1) ERA: 3.6	7.0		29	7	2	2	3	1	0	0	0	0	1	69	95	2.57	1.143										
63 Rafael Betancourt, R (8, 1) ERA: 2.19	1.0	L	4	1	1	1	2	0	0	0	0	0	1	15	21	9.00	1.000										



Batter	1	2	3	4	5	6	7	8	9	AB	R	H	RBI	BB	SO	LOB	TOP								
Coco Crisp, S OBP: 0.306, SLG: 0.357 (1, 8)	L6		L9		K		G3			4	0	0	0	0	1	1	Cleveland Indians @ Toronto Blue Jays SkyDome, Toronto, ON Fri Sep 26 2003, 7:05 PM EDT Att: 13,861 - Dome - 72 F								
Casey Blake, R OBP: 0.312, SLG: 0.415 (1, 5)	G5-3		L7		K		G5-3			4	0	0	0	0	1	1									
Jody Gerut, L OBP: 0.337, SLG: 0.496 (1, 9)	G5-3		K						G4-3	3	1	0	0	1	1	0									
Ben Broussard, L OBP: 0.316, SLG: 0.447 (1, 3)		K			G1-3				G6-3	4	0	0	0	0	1	1									
Josh Bard, S OBP: 0.287, SLG: 0.361 (1, 2)		48 BB 2B			K				F9	3	1	1	1	1	1	0									
48 Travis Hafner, L OBP: 0.332, SLG: 0.484 (1, 10)		2B 1-2			BB 1B				G3	3	0	1	0	1	0	1									
Chris Magruder, S OBP: 0.355, SLG: 0.684 (1, 7)		K			BB				K	3	0	0	0	1	3	3									
2 Jhonny Peralta, R OBP: 0.296, SLG: 0.332 (1, 6)		2B			K				G6-3	4	0	1	1	0	2	2									
Brandon Phillips, R OBP: 0.241, SLG: 0.307 (1, 4)		K			G6-3				G3 1B	3	0	1	0	0	1	2									
Inning Stats	R: 0 E: 0 K: 0 S: 8	H: 0 LOB: 0 BB: 0 P: 13	R: 1 E: 0 K: 3 S: 16	H: 1 LOB: 2 BB: 2 P: 27	R: 0 E: 0 K: 1 S: 7	H: 0 LOB: 0 BB: 0 P: 11	R: 0 E: 0 K: 2 S: 14	H: 1 LOB: 2 BB: 1 P: 21	R: 0 E: 0 K: 1 S: 8	H: 0 LOB: 0 BB: 0 P: 13	R: 1 E: 0 K: 1 S: 12	H: 1 LOB: 1 BB: 1 P: 20	R: 0 E: 0 K: 1 S: 9	H: 1 LOB: 0 BB: 0 P: 13	R: 0 E: 0 K: 1 S: 6	H: 0 LOB: 0 BB: 0 P: 9	R: 0 E: 0 K: 1 S: 7	H: 0 LOB: 0 BB: 0 P: 8	1B: 2 2B: 1 3B: 1 HR: 0	SF: 0 SAC: 0 DP: 0 HBP: 0	WP: 0 PB: 0 SB: 1 CS: 0	PA: 35			
PITCHER	IP	WLS	BF	H	R	ER	SO	BB	IBB	HBP	BLK	WP	HR	S	P	ERA	WHIP								
Cory Lidle, R ERA: 5.75 (1, 1)	8.0	L	32	4	2	2	10	4	0	0	0	0	0	80	127	2.25	1.000								
Cliff Politte, R ERA: 5.66 (9, 1)	1.0		3	0	0	0	1	0	0	0	0	0	0	7	8	0.00	0.000								

AB 31
R 2
H 4
RBI 2
BB 4
SO 11
LOB 11



Batter	1	2	3	4	5	6	7	8	9	AB	R	H	RBI	BB	SO	LOB	BOTTOM								
3 Reed Johnson, R OBP: 0.353, SLG: 0.431 (1, 7)	10 BB G5-3		L4		F7		G6-3			3	0	0	0	1	0	0	Cleveland Indians @ Toronto Blue Jays SkyDome, Toronto, ON Fri Sep 26 2003, 7:05 PM EDT Att: 13,861 - Dome - 72 F								
Dave Berg, R OBP: 0.309, SLG: 0.392 (1, 4)	G5-3		10 BB 1B		F9		K			4	0	1	0	0	1	1									
10 Vernon Wells, R OBP: 0.359, SLG: 0.551 (1, 8)	1B		1B		L7				F9	3	0	1	0	1	0	0									
Carlos Delgado, L OBP: 0.426, SLG: 0.588 (1, 3)	K		F8						P5	4	0	0	0	0	1	4									
Josh Phelps, R OBP: 0.356, SLG: 0.472 (1, 10)	F9		1B		G1-3				K	4	0	1	0	0	1	2									
Bobby Kielty, S OBP: 0.355, SLG: 0.405 (1, 9)	L5		P4		1B HBP				HR	3	1	1	1	0	0	1									
Mike Bordick, R OBP: 0.336, SLG: 0.392 (1, 6)	G4-3		P3		1B				K	3	0	1	0	0	0	1									
Frank Catalanotto, L OBP: 0.350, SLG: 0.472 (9, PH)									K	1	0	0	0	0	1	0									
Eric Hinske, L OBP: 0.329, SLG: 0.437 (1, 5)	K		FC5-4 1B		K				K	4	0	1	0	0	3	2									
Tom Wilson, R OBP: 0.327, SLG: 0.390 (1, 2)			F7		FC5-4				K	2	0	0	0	0	0	2									
Howie Clark, L OBP: 0.400, SLG: 0.429 (7, PH)									K	1	0	0	0	0	0	0									
Kevin Cash, R OBP: 0.162, SLG: 0.160 (8, 2)									K	0	0	0	0	0	0	0									
Greg Myers, L OBP: 0.375, SLG: 0.503 (9, PH)									K	1	0	0	0	0	1	0									
Inning Stats	R: 0 E: 0 K: 1 S: 14	H: 1 LOB: 2 BB: 1 P: 24	R: 0 E: 0 K: 1 S: 10	H: 0 LOB: 0 BB: 0 P: 14	R: 0 E: 0 K: 0 S: 16	H: 1 LOB: 2 BB: 1 P: 24	R: 0 E: 0 K: 0 S: 14	H: 2 LOB: 2 BB: 0 P: 18	R: 0 E: 0 K: 1 S: 6	H: 0 LOB: 0 BB: 0 P: 7	R: 0 E: 0 K: 1 S: 10	H: 1 LOB: 2 BB: 0 P: 18	R: 0 E: 0 K: 1 S: 7	H: 0 LOB: 0 BB: 0 P: 12	R: 0 E: 0 K: 1 S: 6	H: 0 LOB: 0 BB: 0 P: 9	R: 1 E: 0 K: 3 S: 10	H: 1 LOB: 0 BB: 0 P: 13	1B: 5 2B: 0 3B: 0 HR: 1	SF: 0 SAC: 0 DP: 0 HBP: 1	WP: 0 PB: 0 SB: 0 CS: 0	PA: 36			
PITCHER	IP	WLS	BF	H	R	ER	SO	BB	IBB	HBP	BLK	WP	HR	S	P	ERA	WHIP								
Jason Stanford, L ERA: 3.6 (1, 1)	6.0	W	26	5	0	0	3	2	0	0	0	0	0	70	105	0.00	1.167								
David Lee, R ERA: 2.7 (7, 1)	1.0	H	3	0	0	0	1	0	0	0	0	0	0	7	12	0.00	0.000								
Jack Cressend, R ERA: 2.51 (8, 1)	1.0	H	3	0	0	0	1	0	0	0	0	0	0	6	9	0.00	0.000								
David Riske, R ERA: 2.29 (9, 1)	1.0	S	4	1	1	1	3	0	0	0	0	0	1	10	13	9.00	1.000								

AB 33
R 1
H 6
RBI 1
BB 2
SO 8
LOB 13



Batter	1	2	3	4	5	6	7	8	9	AB	R	H	RBI	BB	SO	LOB	TOP					
Coco Crisp, S OBP: 0.303, SLG: 0.354 (1, 8)	G6-3		G4-3		G4-3		G6-3			4	0	0	0	0	0	3	Cleveland Indians @ Toronto Blue Jays SkyDome, Toronto, ON Sat Sep 27 2003, 4:05 PM EDT Att: 21,504 - Dome - 72 F					
Casey Blake, R OBP: 0.310, SLG: 0.412 (1, 5)	G6-3		G5-3		2-1	K		P6		4	0	0	0	0	1	0						
Jody Gerut, L OBP: 0.337, SLG: 0.496 (1, 9)	2B		K		G6-3		G3-1			4	1	1	0	0	1	0						
Ben Broussard, L OBP: 0.315, SLG: 0.448 (1, 3)	2B				G6-3		G6-3		K	4	1	1	1	0	1	0						
Josh Bard, S OBP: 0.293, SLG: 0.373 (1, 2)					G4-3					4	1	3	1	0	0	0						
Zach Sorensen, S OBP: 0.273, SLG: 0.243 (9, PR)	2B						G4-3		48 G3-1	0	0	0	0	0	0	0						
48 Travis Hafner, L OBP: 0.328, SLG: 0.477 (1, 10)	K				K		K		G3-1	4	0	0	0	0	3	3						
Chris Magruder, S OBP: 0.323, SLG: 0.652 (1, 7)			F8				G4-3		K	4	1	1	0	0	1	3						
2 Jhonny Peralta, R OBP: 0.299, SLG: 0.332 (1, 6)			K		G4-3		2B		G4-3	3	0	1	1	1	1	2						
Brandon Phillips, R OBP: 0.242, SLG: 0.311 (1, 4)			K		SH5-4		2B			2	0	1	1	0	1	0						
Inning Stats	R: 2 E: 0 K: 1 S: 14	H: 3 LOB: 1 BB: 0 P: 16	R: 0 E: 0 K: 2 S: 8	H: 0 LOB: 0 BB: 0 P: 12	R: 0 E: 0 K: 1 S: 11	H: 0 LOB: 0 BB: 0 P: 16	R: 0 E: 0 K: 1 S: 7	H: 0 LOB: 0 BB: 0 P: 9	R: 1 E: 0 K: 0 S: 10	H: 2 LOB: 1 BB: 0 P: 15	R: 0 E: 0 K: 1 S: 6	H: 0 LOB: 0 BB: 0 P: 9	R: 1 E: 0 K: 1 S: 14	H: 2 LOB: 1 BB: 1 P: 21	R: 0 E: 0 K: 1 S: 6	H: 0 LOB: 2 BB: 0 P: 12	R: 0 E: 0 K: 1 S: 10	H: 1 LOB: 2 BB: 0 P: 12	1B: 2 2B: 6 3B: 0 HR: 0	SF: 0 SAC: 1 DP: 0 HBP: 0	WP: 0 PB: 0 SB: 0 CS: 0	PA: 35
PITCHER 32 Roy Halladay, R ERA: 3.25 (1, 1)	IP: 9.0 WLS: W BF: 36 H: 8 R: 4 ER: 4 SO: 9 BB: 1 IBB: 0 HBP: 0 BLK: 0 WP: 0 HR: 0 S: 86 P: 122 ERA: 4.00 WHIP: 1.000															PITCHER						

Batter	1	2	3	4	5	6	7	8	9	AB	R	H	RBI	BB	SO	LOB	BOTTOM					
3 Reed Johnson, R OBP: 0.352, SLG: 0.428 (1, 7)	G6-3	FC5-4		F9		G6-4-3		K		5	0	1	0	0	1	3	Cleveland Indians @ Toronto Blue Jays SkyDome, Toronto, ON Sat Sep 27 2003, 4:05 PM EDT Att: 21,504 - Dome - 72 F					
Dave Berg, R OBP: 0.308, SLG: 0.389 (1, 5)	F9		F9		10 FC6-4		G1-3			4	0	1	0	0	0	1						
Greg Myers, L OBP: 0.374, SLG: 0.502 (8, PH)										1	0	0	0	0	0	1						
Howie Clark, L OBP: 0.400, SLG: 0.429 (9, 5)										0	0	0	0	0	0	0						
10 Vernon Wells, R OBP: 0.360, SLG: 0.553 (1, 8)	E5		BB	FC6-4		G6-3				4	1	2	0	0	0	1						
Carlos Delgado, L OBP: 0.425, SLG: 0.587 (1, 3)	K		L9				L7			4	0	1	0	0	1	2						
Josh Phelps, R OBP: 0.357, SLG: 0.470 (1, 10)		K	BB	G3			FC6-4			2	1	0	0	2	1	2						
Bobby Kielty, S OBP: 0.360, SLG: 0.404 (1, 9)	FC6-5		BB			G6-3		L7		3	1	1	0	1	0	1						
Mike Bordick, R OBP: 0.336, SLG: 0.383 (1, 6)	WP	FC6-5				G6-3		FC6-4		4	1	2	2	0	0	1						
Orlando Hudson, S OBP: 0.329, SLG: 0.397 (1, 4)	FC6-5					F9		F8		4	0	1	1	0	0	2						
Kevin Cash, R OBP: 0.174, SLG: 0.194 (1, 2)	E4									3	1	1	1	1	1	3						
Inning Stats	R: 0 E: 1 K: 1 S: 8	H: 1 LOB: 1 BB: 0 P: 11	R: 1 E: 1 K: 1 S: 16	H: 2 LOB: 2 BB: 0 P: 22	R: 3 E: 0 K: 1 S: 19	H: 3 LOB: 2 BB: 2 P: 36	R: 0 E: 0 K: 0 S: 7	H: 2 LOB: 0 BB: 0 P: 9	R: 0 E: 0 K: 0 S: 5	H: 0 LOB: 0 BB: 0 P: 11	R: 1 E: 0 K: 0 S: 5	H: 2 LOB: 0 BB: 0 P: 6	R: 0 E: 0 K: 0 S: 5	H: 0 LOB: 1 BB: 1 P: 13	R: 0 E: 0 K: 1 S: 8	H: 0 LOB: 1 BB: 1 P: 14	R: 0 E: 0 K: 1 S: 8	H: 0 LOB: 1 BB: 1 P: 14	1B: 7 2B: 2 3B: 0 HR: 1	SF: 0 SAC: 0 DP: 1 HBP: 0	WP: 1 PB: 0 SB: 0 CS: 0	PA: 38
PITCHER Terry Mulholland, L ERA: 4.91 (1, 1)	IP: 7.0 WLS: L BF: 34 H: 10 R: 5 ER: 4 SO: 3 BB: 3 IBB: 0 HBP: 0 BLK: 0 WP: 1 HR: 1 S: 67 P: 108 ERA: 5.14 WHIP: 1.857															PITCHER						
Jason Boyd, R ERA: 4.3 (8, 1)	IP: 1.0 WLS: L BF: 4 H: 0 R: 0 ER: 0 SO: 1 BB: 1 IBB: 0 HBP: 0 BLK: 0 WP: 0 HR: 0 S: 8 P: 14 ERA: 0.00 WHIP: 1.000															PITCHER						

Batter	1	2	3	4	5	6	7	8	9	AB	R	H	RBI	BB	SO	LOB	TOP								
Coco Crisp, S OBP: 0.302, SLG: 0.353 (1, 8)	G6-3		F7					K		4	0	1	1	0	1	2	Cleveland Indians @ Toronto Blue Jays SkyDome, Toronto, ON Sun Sep 28 2003, 1:05 PM EDT Att: 22,014 - Sunny - 59 F								
Casey Blake, R OBP: 0.312, SLG: 0.411 (1, 5)	G4-6-3 HBP		F9					F8		3	0	1	0	0	0	2									
Jody Gerut, L OBP: 0.336, SLG: 0.494 (1, 9)	G4-6-3									4	0	1	0	0	0	3									
Ben Broussard, L OBP: 0.312, SLG: 0.443 (1, 3)		G4-3		L4				G4-3		4	0	0	0	0	0	1									
Chris Magruder, S OBP: 0.433, SLG: 0.615 (1, 7)		K								3	0	1	0	1	1	0									
48 Travis Hafner, L OBP: 0.327, SLG: 0.485 (1, 10)										4	1	1	1	0	0	2									
Tim Laker, R OBP: 0.281, SLG: 0.364 (1, 2)										4	1	2	0	0	0	0									
2 Jhonny Peralta, R OBP: 0.295, SLG: 0.326 (1, 6)			F8							4	0	0	0	0	0	2									
56 Angel Santos, S OBP: 0.253, SLG: 0.408 (1, 4)										3	0	1	0	0	0	1									
Inning Stats	R: 0 E: 0 K: 0 S: 7	H: 0 LOB: 0 BB: 0 P: 9	R: 0 E: 0 K: 1 S: 8	H: 0 LOB: 0 BB: 0 P: 11	R: 0 E: 0 K: 0 S: 15	H: 2 LOB: 2 BB: 0 P: 23	R: 0 E: 0 K: 0 S: 8	H: 0 LOB: 1 BB: 1 P: 14	R: 1 E: 0 K: 0 S: 12	H: 3 LOB: 2 BB: 0 P: 19	R: 0 E: 0 K: 0 S: 5	H: 1 LOB: 0 BB: 0 P: 7	R: 0 E: 0 K: 0 S: 7	H: 0 LOB: 0 BB: 0 P: 9	R: 0 E: 0 K: 1 S: 9	H: 1 LOB: 1 BB: 0 P: 10	R: 1 E: 0 K: 0 S: 9	H: 1 LOB: 0 BB: 0 P: 16	1B: 7 2B: 0 3B: 0 HR: 1	SF: 0 SAC: 0 DP: 2 HBP: 1	WP: 0 PB: 0 SB: 1 CS: 0	PA: 35			
PITCHER	IP	WLS	BF	H	R	ER	SO	BB	IBB	HBP	BLK	WP	HR	S	P	ERA	WHIP								
Josh Towers, R ERA: 4.48 (1, 1)	7.2	W	30	7	1	1	2	1	0	1	0	0	0	69	99	1.17	1.043								
Trever Miller, L ERA: 4.51 (8, 1)	0.2		3	1	1	1	0	0	0	0	0	0	1	6	12	13.50	1.500								
Aquilino Lopez, R ERA: 3.42 (9, 1)	0.2		2	0	0	0	0	0	0	0	0	0	0	5	7	0.00	0.000								

Batter	1	2	3	4	5	6	7	8	9	AB	R	H	RBI	BB	SO	LOB	BOTTOM								
3 Reed Johnson, R OBP: 0.353, SLG: 0.427 (1, 7)	10 BB HR	P3								3	2	1	0	1	0	1	Cleveland Indians @ Toronto Blue Jays SkyDome, Toronto, ON Sun Sep 28 2003, 1:05 PM EDT Att: 22,014 - Sunny - 59 F								
Mike Bordick, R OBP: 0.340, SLG: 0.382 (1, 6)	10 BB HR									1	1	0	0	1	0	0									
Chris Woodward, R OBP: 0.316, SLG: 0.395 (6, 6)	10 BB HR									0	0	0	0	1	0	0									
10 Vernon Wells, R OBP: 0.359, SLG: 0.550 (1, 8)	10 BB HR									3	1	0	1	1	0	4									
Howie Clark, L OBP: 0.400, SLG: 0.429 (9, 7)	10 BB HR									0	0	0	0	0	0	0									
Carlos Delgado, L OBP: 0.426, SLG: 0.593 (1, 3)										1	1	1	4	0	0	0									
Tom Wilson, R OBP: 0.331, SLG: 0.391 (2, 3)										2	0	1	0	1	0	0									
Josh Phelps, R OBP: 0.358, SLG: 0.470 (1, 10)										2	0	1	0	0	0	1									
Frank Catalanotto, L OBP: 0.351, SLG: 0.472 (6, PH)										2	0	1	0	0	1	2									
Bobby Kielty, S OBP: 0.356, SLG: 0.400 (1, 9)	G5-4-3									4	0	0	0	0	0	2									
Dave Berg, R OBP: 0.301, SLG: 0.379 (1, 5)	G1-3									4	0	0	0	0	1	1									
Orlando Hudson, S OBP: 0.328, SLG: 0.395 (1, 4)										3	0	0	0	1	1	0									
Kevin Cash, R OBP: 0.179, SLG: 0.198 (1, 2)	G1-3									3	1	1	0	0	0	1									
Inning Stats	R: 4 E: 0 K: 0 S: 17	H: 2 LOB: 0 BB: 2 P: 32	R: 0 E: 0 K: 0 S: 11	H: 0 LOB: 2 BB: 2 P: 22	R: 0 E: 0 K: 0 S: 8	H: 1 LOB: 0 BB: 0 P: 13	R: 0 E: 0 K: 1 S: 7	H: 0 LOB: 0 BB: 0 P: 10	R: 0 E: 0 K: 0 S: 10	H: 0 LOB: 0 BB: 0 P: 15	R: 0 E: 0 K: 1 S: 11	H: 1 LOB: 1 BB: 0 P: 17	R: 2 E: 0 K: 1 S: 16	H: 2 LOB: 2 BB: 2 P: 28	R: 0 E: 0 K: 0 S: 8	H: 0 LOB: 0 BB: 0 P: 13	1B: 5 2B: 0 3B: 0 HR: 1	SF: 0 SAC: 0 DP: 2 HBP: 1	WP: 1 PB: 0 SB: 0 CS: 0	PA: 35					
PITCHER	IP	WLS	BF	H	R	ER	SO	BB	IBB	HBP	BLK	WP	HR	S	P	ERA	WHIP								
31 Cliff Lee, L ERA: 3.61 (1, 1)	3.0	L	15	3	4	4	0	4	0	1	0	0	0	28	42	0.00	0.333								
Jose Santiago, R ERA: 2.84 (4, 1)	3.0		10	1	0	0	2	0	0	0	0	0	0	28	42	0.00	0.333								
David Lee, R ERA: 4.7 (7, 1)	1.0		7	2	2	2	1	2	0	0	0	1	0	16	28	18.00	4.000								
63 Rafael Betancourt, R ERA: 2.13 (8, 1)	1.0		3	0	0	0	0	0	0	0	0	0	0	8	13	0.00	0.000								

