

Cleveland Indians - 2004

Batter	1	2	3	4	5	6	7	8	9	10	11	AB R H RBI BB SO LOB	TOP														
Matt Lawton, L OBP: 0.333, SLG: 0.333 (1, 7)	0-0 G6-4-3 1B		2-3 K	3-0 G3		1-1 G4-3		2-2 F7		2-2 2B 1B		6 0 2 0 0 1 3	<b>Cleveland Indians @ Minnesota Twins</b> Hubert H. Humphrey Metrodome, Minneapolis, MN Mon Apr 05 2004, 8:10 PM EDT Att: 49,584 - Unknown - 70 F														
Omar Vizquel, S OBP: 0.187, SLG: 0.333 (1, 6)	3-2 G6-4-3 1-2f		0-1 G6-3		1-3 K	0-1 G3		2-0 F7		1-0 2B		6 0 1 0 0 1 3															
Jody Gerut, L OBP: 0.500, SLG: 1.000 (1, 9)	2-2 G5-3		1-1 HR		1-0 1B 1B		0-1 G1-3		3-3 K		4-1 SH1-3 BB	5 1 2 1 1 1 0															
Ben Broussard, L OBP: 1.000, SLG: 1.000 Lou Merloni, R (9, 3)		2-2 41 G6-4-3 48 WP 1B	2-1 1B HBP		0-0 1B	1-2 1B	1-0 41 F9 1B		1-1 G4-3 1B		0-2 SH1-3 1-2	4 1 4 0 0 0 0 0 0 0 0 0 0 0															
Casey Blake, R OBP: 0.333, SLG: 0.333 (1, 5)		0-1 E6 41 G6-4-3 1-2	2-1 1B		2-1 F9		2-2 48 WP 1B		1-2 G4-3		3-2 G5-3	6 0 2 0 0 0 5															
41 Victor Martinez, S (1, 2)		1-2 G6-4-3 1-2f 2-3	0-0 F8		1-0 F9		2-2 F9		4-2 HBP		0-3 K2-3	5 0 0 0 0 1 9															
48 Travis Hafner, L OBP: 0.600, SLG: 2.000 (1, 10)		2-2 HR		0-0 G5-3 2B		1-0 HR		3-3 K		0-1 P5		5 2 3 2 0 1 4															
Ronnie Belliard, R OBP: 0.400, SLG: 0.400 (1, 4)		0-0 3-H 1B		0-0 G5-3		0-1 G4-3 SH1-3 1B		0-0 G5-3		0-1 F8		5 0 2 0 0 0 1															
Coco Crisp, S OBP: 0.250, SLG: 0.250 (1, 8)		0-1 F7		0-3 K		0-0 SH1-3 1-2		1-0 S 1B		1-2 F9		4 0 1 0 0 1 2															
<b>Inning Stats</b>	R: 0 E: 0 K: 0 S: 9	H: 1 LOB: 0 BB: 0 P: 14	R: 2 E: 1 K: 0 S: 15	H: 3 LOB: 1 BB: 0 P: 20	R: 1 E: 0 K: 1 S: 12	H: 2 LOB: 2 BB: 0 P: 19	R: 0 E: 0 K: 1 S: 6	H: 1 LOB: 1 BB: 0 P: 9	R: 0 E: 0 K: 1 S: 8	H: 2 LOB: 2 BB: 0 P: 13	R: 1 E: 0 K: 0 S: 8	H: 2 LOB: 1 BB: 0 P: 10		R: 0 E: 0 K: 1 S: 14	H: 2 LOB: 2 BB: 0 P: 22	R: 0 E: 0 K: 0 S: 7	H: 1 LOB: 1 BB: 0 P: 11	R: 0 E: 0 K: 1 S: 17	H: 1 LOB: 2 BB: 0 P: 26	R: 0 E: 0 K: 0 S: 12	H: 2 LOB: 2 BB: 0 P: 16	R: 0 E: 0 K: 1 S: 11	H: 0 LOB: 1 BB: 1 P: 18	1B: 12 2B: 2 3B: 0 HR: 3	SF: 0 SAC: 2 DP: 2 HBP: 2	WP: 2 PB: 0 SB: 1 CS: 0	PA: 51
<b>PITCHER</b>	IP WLS BF H R ER SO BB IBB HBP BLK WP HR S P ERA WHIP															IP WLS BF H R ER SO BB IBB HBP BLK WP HR S P ERA WHIP											
Brad Radke, R ERA: 3.0 (1, 1)	6.0 5 29 11 4 2 3 0 0 1 0 1 3 58 85 3.00 1.833															Juan Rincon, R ERA: (11, 1)											
Aaron Fultz, L ERA: (7, 1)	1.0 5 2 0 0 1 0 0 0 0 0 1 0 14 22 0.00 2.000																										
Joe Roa, R ERA: (8, 1)	1.0 4 1 0 0 0 0 0 0 0 0 0 0 7 11 0.00 1.000																										
J.C. Romero, L ERA: (9, 1)	1.0 5 1 0 0 1 0 0 0 1 0 0 0 17 26 0.00 1.000																										
36 Joe Nathan, R ERA: (10, 1)	1.0 4 2 0 0 0 0 0 0 0 0 0 0 12 16 0.00 2.000																										

AB	46
R	4
H	17
RBI	3
BB	1
SO	6
LOB	27



Batter	1	2	3	4	5	6	7	8	9	10	11	AB R H RBI BB SO LOB	BOTTOM																
Shannon Stewart, R (1, 7) OBP: 0.500, SLG: 1.000	1-0 G3-6-3 1B		2-3 K			4-0 B1-3 BB		1-2 G1-3	0-1 F9		1-1 HR	5 1 2 3 1 1 4	<b>Cleveland Indians @ Minnesota Twins</b> Hubert H. Humphrey Metrodome, Minneapolis, MN Mon Apr 05 2004, 8:10 PM EDT Att: 49,584 - Unknown - 70 F																
Luis Rivas, R (1, 4) Michael Ryan, L (8, PH) 5 Michael Cuddyer, R (8, PH) OBP: 0.500, SLG: 0.500	1-0 G3-6-3 1-2f		3-3 K			1-1 B1-3 1-2		0-1 1B 2B 1B 2-H 3-H	0-3 K			3 0 0 0 0 1 3 0 0 0 0 0 0 0 2 1 1 2 0 1 1																	
Doug Mientkewicz, L (1, 3) OBP: 0.400, SLG: 0.600	1-1 2B					2-1 F8		0-1 2B 1B		3-1 F9		5 1 2 0 0 0 1																	
Corey Koskie, L (1, 5) OBP: 0.400, SLG: 0.500	1-3 K					4-1 G5-4-3 BB		2-2 P2 1-3 3-H		2-1 G4-3		4 0 1 1 1 1 1																	
Tori Hunter, R (1, 8) OBP: 0.200, SLG: 0.200		2-1 G6-3				1-1 G5-4-3 1-2f		2-3 K		1-0 P6		5 0 1 1 0 1 1																	
Jacque Jones, L (1, 9)		1-3 K				0-3 K		4-2 FC6-4 BB			1-3 K	4 0 0 0 1 4 2																	
Matthew LeCroy, R (1, 10) 8 Nick Punto, S (11, PR)		1-3 K				0-3 K		2-2 FC6-4 1-2f			4-2 7 1B HR BB	4 0 0 0 1 3 3 0 1 0 0 0 0 0																	
7 Joe Mauer, L (1, 2) OBP: 0.800, SLG: 0.667						3-3 K		4-2 1B 5 1B BB	1-2 FC1-6 1B		1-0 HR 1B	3 2 2 0 2 1 0																	
Cristian Guzman, S (1, 6) OBP: 0.200, SLG: 0.200						0-2 G3		3-2 5 1B 1B	1-2 FC1-6		0-3 K	5 1 1 0 0 1 4																	
<b>Inning Stats</b>	R: 0 E: 0 K: 1 S: 7	H: 2 LOB: 1 BB: 0 P: 11	R: 0 E: 0 K: 2 S: 8	H: 0 LOB: 0 BB: 0 P: 12	R: 0 E: 0 K: 2 S: 9	H: 0 LOB: 1 BB: 1 P: 19	R: 0 E: 0 K: 0 S: 5	H: 0 LOB: 0 BB: 1 P: 13	R: 0 E: 0 K: 3 S: 10	H: 0 LOB: 0 BB: 0 P: 13	R: 0 E: 0 K: 1 S: 12	H: 0 LOB: 1 BB: 1 P: 22		R: 4 E: 0 K: 2 S: 22	H: 5 LOB: 2 BB: 1 P: 34	R: 0 E: 0 K: 1 S: 12	H: 1 LOB: 1 BB: 0 P: 14	R: 0 E: 0 K: 0 S: 5	H: 0 LOB: 0 BB: 0 P: 11	R: 3 E: 0 K: 2 S: 12	H: 2 LOB: 1 BB: 1 P: 19	1B: 7 2B: 2 3B: 0 HR: 1	SF: 0 SAC: 0 DP: 2 HBP: 0	WP: 0 PB: 0 SB: 0 CS: 0	PA: 46				
<b>PITCHER</b>	IP WLS BF H R ER SO BB IBB HBP BLK WP HR S P ERA WHIP														<b>PITCHER</b>	IP WLS BF H R ER SO BB IBB HBP BLK WP HR S P ERA WHIP													
CC Sabathia, L (1, 1) ERA: 0	7.0 25 2 0 0 9 4 0 0 0 0 0 0 58 104 0.00 0.857																												
Jose Jimenez, R (8, 1) ERA: 54.0	0.1 3 1 2 2 0 1 0 0 0 0 0 0 8 16 54.00 6.000																												
Scott Stewart, L (8, 1) ERA: 0	0.0 3 3 1 1 0 0 0 0 0 0 0 0 7 9 ∞ ∞																												
63 Rafael Betancourt, R (8, 1) ERA: 0	2.2 B 10 2 1 1 3 0 0 0 0 0 0 0 24 34 3.38 0.750																												
Chad Durbin, R (11, 1) ERA: 40.5	0.2 L 5 2 3 3 2 1 0 0 0 0 0 0 1 12 19 40.50 4.500																												

livebaseballscores.com

AB	40
R	7
H	10
RBI	7
BB	6
SO	14
LOB	20



Batter	1	2	3	4	5	6	7	8	9	10	11	12	13	14	15	AB R H RBI BB SO LOB
Ronnie Belliard, R OBP: 0.500, SLG: 0.500 (1, 4)	2-2 FC1-6-4 1B		3-2 P4		0-1 G6-3 1B		0-2 FC6-4 1B		0-1 PB 1B		2-3 K			2-2 G5-3		7 0 4 0 0 1 1
Omar Vizquel, S OBP: 0.231, SLG: 0.308 (1, 6)	1-2 FC1-6-4 G6-3 1-2f		0-0 F7		0-1 G6-3 1B		1-0 FC6-4 2B 1-2f 2-3		2-1 G3-1 1-2		1-1 G5-3			3-2 G5-3 G4-3 1B		7 1 2 0 0 0 4
Jody Gerut, L OBP: 0.385, SLG: 0.667 (1, 9)	2-2 G6-3 1-2f			1-2 G1-6-3 1B	3-2 G6-3		0-0 2B 1-H 3-H 2-0		0-1 G1-3		2-2 P6			3-2 G4-3 1-2		7 0 2 2 0 0 4
Casey Blake, R OBP: 0.154, SLG: 0.154 (1, 5) (8, 3) (11, 5)		2-2 G6-3		1-0 G1-6-3 1-2f	1-1 F9		1-3 F8		1-0 F7		1-3 K			0-1 G5-3 2-3		7 0 0 0 0 1 5
Alex Escobar, R OBP: 0.286, SLG: 0.167 (1, 7)		1-1 G4-3 1B		2-2 F9		0-2 G5-3		1-3 K		4-1 BB			0-2 F7	1-1 G5-3		6 1 1 0 1 1 1
Matt Lawton, L OBP: 0.250, SLG: 0.182 (1, 10)		1-1 G4-3		4-1 BB HR		0-0 F8		2-3 K		2-3 K			0-3 K			5 1 0 0 1 3 2
Lou Merton, R OBP: 0.500, SLG: 0.333 John McDonald, R OBP: 0.429, SLG: 1.429 (1, 3) (8, 5) 48 Travis Hafner, L OBP: 0.429, SLG: 1.429 (11, PH) (11, 3)		1-0 G4-3 2-H 1B		4-1 BB HR		2-2 G6-3		1-0 F9		2-3 K			2-2 G4-3			3 1 1 1 1 0 0 0 0 0 0 0 0 0 2 0 0 0 0 1 0
Tim Laker, R OBP: 0.333, SLG: 0.800 (1, 2)		0-3 K		0-0 HR			1-0 L6		1-0 G4-3		4-1 BB			0-0 P5		5 1 1 3 1 1 1
Coco Crisp, S OBP: 0.200, SLG: 0.200 (1, 8)			1-2 G3		0-3 K		1-2 FC6-4 1B 2B		2-2 G5-3		1-3 K			0-0 F9		6 1 1 0 0 2 1


Inning Stats	R: 0 E: 0 K: 13	H: 1 LOB: 0 BB: 0 P: 18	R: 1 E: 0 K: 12	H: 2 LOB: 1 BB: 0 P: 17	R: 0 E: 0 K: 8	H: 1 LOB: 0 BB: 0 P: 13	R: 3 E: 0 K: 16	H: 3 LOB: 2 BB: 2 P: 28	R: 0 E: 0 K: 7	H: 0 LOB: 0 BB: 0 P: 9	R: 2 E: 0 K: 12	H: 3 LOB: 1 BB: 0 P: 17	R: 0 E: 0 K: 7	H: 0 LOB: 0 BB: 0 P: 11	R: 0 E: 0 K: 8	H: 1 LOB: 1 BB: 0 P: 13	R: 0 E: 0 K: 7	H: 0 LOB: 1 BB: 1 P: 14	R: 0 E: 0 K: 11	H: 0 LOB: 0 BB: 0 P: 14	R: 0 E: 0 K: 9	H: 0 LOB: 0 BB: 0 P: 11	R: 0 E: 0 K: 5	H: 0 LOB: 0 BB: 0 P: 7	R: 0 E: 0 K: 12	H: 1 LOB: 1 BB: 0 P: 19	1B: 10 2B: 1 3B: 0 HR: 1	SF: 0 SAC: 0 DP: 2 HBP: 0	WP: 0 PB: 1 SB: 0 CS: 0	PA: 59
PITCHER	IP	WLS	BF	H	R	ER	SO	BB	IBB	HBP	BLK	WP	HR	S	P	ERA	WHIP													
Johan Santana, L ERA: 4.5	4.0		14	4	1	1	1	0	0	0	0	0	0	42	60	2.25	1.000													
51 Carlos Pulido, L ERA: 27.0	0.2		7	3	3	3	1	2	0	0	0	0	1	14	25	40.50	7.500													
Brad Thomas, L ERA: 9.0	2.0		9	3	2	2	0	0	0	0	0	0	0	20	26	9.00	1.500													
Juan Rincon, R ERA:	2.1		8	1	0	0	2	0	0	0	0	0	0	16	27	0.00	0.429													
J.C. Romero, L ERA:	1.0		4	0	0	0	1	1	0	0	0	0	0	7	14	0.00	1.000													
PITCHER	IP	WLS	BF	H	R	ER	SO	BB	IBB	HBP	BLK	WP	HR	S	P	ERA	WHIP													
36 Joe Nathan, R ERA:	1.0		4	0	0	0	3	1	0	0	0	0	0	11	20	0.00	1.000													
Aaron Fultz, L ERA:	2.0		6	0	0	0	2	0	0	0	0	0	0	19	25	0.00	0.000													
Joe Roa, R ERA:	2.0	W	7	1	0	0	0	0	0	0	0	0	0	17	26	0.00	0.500													

**TOP**

**Cleveland Indians @ Minnesota Twins**  
Hubert H. Humphrey Metrodome, Minneapolis, MN

Tue Apr 06 2004, 8:10 PM EDT  
Att: 19,832 - Unknown - 70 F


AB	55
R	6
H	12
RBI	6
BB	4
SO	10
LOB	19



Batter	1	2	3	4	5	6	7	8	9	10	11	12	13	14	15	AB	R	H	RBI	BB	SO	LOB	BOTTOM
Shannon Stewart, R (1, 7) OBP: 0.500, SLG: 0.600	P4		F8		K	BB		1B		BB				FC6-4		5	0	1	1	3	1	4	
Luis Rivas, R (1, 4) OBP: 0.143, SLG: 0.143	G3				G3					F7						4	0	1	0	0	0	3	
8 Nick Punto, S (9, 4) OBP: 0.333, SLG: 0.333			1B													1	0	0	0	0	1	1	
Doug Mientkiewicz, L (1, 3) OBP: 0.385, SLG: 0.455	G1-6-3				G6-3											3	0	1	0	0	0	4	
Corey Koskie, L (1, 5) OBP: 0.231, SLG: 0.200										HR						6	2	1	0	2	0	0	
Torii Hunter, R (1, 8) OBP: 0.364, SLG: 0.455																6	0	0	1	1	2	3	
5 Michael Cuddyer, R (11, PR) OBP: 0.250, SLG: 0.250																6	0	3	0	0	0	4	
Jacque Jones, L (1, 9) OBP: 0.308, SLG: 0.400																2	0	0	0	0	0	2	
Matthew LeCroy, R (1, 10) OBP: 0.364, SLG: 0.333																5	1	2	0	0	0	3	
Jose Offerman, S (12, PR) OBP: 1.000, SLG: 1.500																2	0	2	1	0	0	0	
7 Joe Mauer, L (1, 2) OBP: 0.833, SLG: 0.750																1	0	1	0	0	0	0	
Henry Blanco, R (3, PR) (4, 2)																3	1	0	0	1	1	3	
Cristian Guzman, S (1, 6) OBP: 0.250, SLG: 0.250																7	1	2	1	0	1	6	
<b>Inning Stats</b>	R: 0 H: 0 E: 0 K: 0 S: 6	R: 0 H: 1 E: 0 K: 0 S: 7	R: 2 H: 3 E: 0 K: 0 S: 12	R: 0 H: 0 E: 0 K: 1 S: 8	R: 0 H: 0 E: 0 K: 1 S: 8	R: 2 H: 2 E: 1 K: 1 S: 12	R: 0 H: 1 E: 0 K: 1 S: 10	R: 0 H: 1 E: 0 K: 1 S: 11	R: 2 H: 2 E: 0 K: 1 S: 12	R: 0 H: 0 E: 0 K: 0 S: 10	R: 0 H: 1 E: 0 K: 0 S: 11	R: 0 H: 1 E: 0 K: 1 S: 8	R: 0 H: 0 E: 0 K: 0 S: 5	R: 0 H: 1 E: 0 K: 0 S: 10	R: 1 H: 2 E: 0 K: 0 S: 13	1B: 10 2B: 4 3B: 0 HR: 1	SF: 1 SAC: 1 DP: 1 HBP: 2	WP: 0 PA: 70					

Cleveland Indians @ Minnesota Twins  
 Hubert H. Humphrey Metrodome, Minneapolis, MN  
 Tue Apr 06 2004, 8:10 PM EDT  
 Att. 19,832 - Unknown - 70 F

AB	57
R	7
H	15
RBI	6
BB	9
SO	7
LOB	37



PITCHER	IP	WLS	BF	H	R	ER	SO	BB	IBB	HBP	BLK	WP	HR	S	P	ERA	WHIP
Jason Davis, R (1, 1) ERA: 2.84	6.1		32	7	4	2	3	4	0	1	0	0	0	59	96	2.84	1.737
Scott Stewart, L (7, 1) ERA: 54.0	0.1	H	1	0	0	0	1	0	0	0	0	0	0	3	5	0.00	0.000
Jose Jimenez, R (7, 1) ERA: 13.5	1.0	H	4	1	0	0	0	0	0	1	0	0	0	8	14	0.00	1.000
David Riske, R (8, 1) ERA: 13.5	1.1	B	6	2	2	2	2	0	0	0	0	0	1	16	31	13.50	1.500
Jack Cressend, R (10, 1) ERA:	2.0		8	1	0	0	0	1	0	0	0	0	0	21	33	0.00	1.000

PITCHER	IP	WLS	BF	H	R	ER	SO	BB	IBB	HBP	BLK	WP	HR	S	P	ERA	WHIP
37 Jake Westbrook, R (12, 1) ERA: 2.45	3.2	L	19	4	1	1	1	2	2	0	0	0	0	36	71	2.46	1.636

Batter	1	2	3	4	5	6	7	8	9	AB R H RBI BB SO LOB	TOP									
<b>Matt Lawton, L</b> (1, 7) OBP: 0.333, SLG: 0.529	1-2 F9		1-1 HR	1-2 2B BB 1B		1-3 K	0-0 F9		1-1 1-3 2-H 2B	6 2 3 3 0 1 0	<b>Cleveland Indians @ Minnesota Twins</b> Hubert H. Humphrey Metrodome, Minneapolis, MN Wed Apr 07 2004, 8:10 PM EDT Att. 20,313 - Unknown - 70 F <a href="http://livebaseballscorecards.com">livebaseballscorecards.com</a>									
<b>Omar Vizquel, S</b> (1, 6) <b>John McDonald, R</b> (8, 6)	1-2 F8		1-3 K	0-0 BB 2B		4-2 1B 2B BB	1-0 F9		2-0 F9	4 1 1 1 1 1 0 1 0 0 0 0 0 2										
<b>Jody Gerut, L</b> (1, 9) OBP: 0.421, SLG: 0.588	2-2 E S 1B		3-1 P3	4-0 BB IBB		3-1 2B 48 SF7 1B	1-1 G4-3		2-0 F7	5 1 2 0 1 0 2										
<b>Casey Blake, R</b> (1, 5) OBP: 0.278, SLG: 0.294	3-3 K		0-2 1B	4-2 1-2 2-3 3-H BB		0-2 48 SF7 1B 2B			3-2 G6-3	4 1 2 2 1 1 1										
<b>48 Travis Hafner, L</b> (1, 3) OBP: 0.250, SLG: 0.909		0-0 F7	2-1 F9	1-0 F7		3-2 SF7			1-2 G6-3	4 0 0 1 0 0 4										
<b>41 Victor Martinez, S</b> (1, 2) OBP: 0.364, SLG: 0.556		1-1 1B 1B		3-2 G3	0-0 HR	1-2 1B 2B HBP			3-2 G5-3	4 3 2 1 0 0 0										
<b>Alex Escobar, R</b> (1, 8) OBP: 0.333, SLG: 0.273		2-2 1B 1B		1-3 K	3-3 K	1-1 2B 1B			2-2 F8	5 0 2 1 0 2 0										
<b>Ronnie Belliard, R</b> (1, 4) <b>Lou Merloni, R</b> (9, 4) OBP: 0.588, SLG: 0.625 OBP: 0.500, SLG: 0.333		0-1 1B		4-1 1B BB	2-3 K	1-0 1-3 2-H 2B			1-2 BB 2B 1B	4 2 3 2 1 1 0 0 0 0 0 0 0 0										
<b>Coco Crisp, S</b> (1, 10) OBP: 0.267, SLG: 0.214		1-2 K		2-1 1B 2B 1B	1-3 K	0-1 F9			4-1 2B BB	4 1 1 0 1 2 3										
<b>Inning Stats</b>	R: 0 H: 1 E: 0 K: 1 S: 12	H: 3 LOB: 1 BB: 0 P: 19	R: 1 H: 3 E: 0 K: 1 S: 11	H: 3 LOB: 1 BB: 0 P: 15	R: 1 H: 2 E: 0 K: 1 S: 12	H: 2 LOB: 1 BB: 0 P: 19	R: 3 H: 3 E: 0 K: 1 S: 16	H: 3 LOB: 3 BB: 3 P: 36	R: 1 H: 1 E: 0 K: 3 S: 12	H: 1 LOB: 0 BB: 0 P: 18		R: 4 H: 4 E: 0 K: 1 S: 21	H: 4 LOB: 2 BB: 1 P: 35	R: 0 H: 0 E: 0 K: 0 S: 4	H: 0 LOB: 0 BB: 0 P: 6	R: 0 H: 0 E: 0 K: 0 S: 9	H: 0 LOB: 0 BB: 0 P: 16	R: 1 H: 2 E: 0 K: 0 S: 11	H: 2 LOB: 2 BB: 1 P: 23	1B: 10 SF: 1 2B: 4 SAC: 0 3B: 0 DP: 0 HR: 2 HBP: 1
<b>PITCHER</b>	IP WLS BF H R ER SO BB IBB HBP BLK WP HR S P ERA WHIP																			
<b>Kyle Lohse, R</b> (1, 1) ERA: 11.25	4.0 L 23 9 5 5 4 2 1 0 0 0 1 51 89 11.25 2.750																			
<b>Seth Greisinger, R</b> (5, 1) ERA: 27.0	1.2 11 4 5 5 4 1 0 1 0 0 1 30 49 27.00 3.000																			
<b>51 Carlos Pulido, L</b> (6, 1) ERA: 6.75	3.1 14 3 1 1 0 1 0 0 0 0 0 27 49 2.70 1.200																			

Batter	1	2	3	4	5	6	7	8	9	AB	R	H	RBI	BB	SO	LOB
Shannon Stewart, R (1, 7) OBP: 0.556, SLG: 0.583 Michael Ryan, L (7, 7)	4-1 5 S BB	4-2 BB		2-0 3-H 1B		1-2 G5-3		0-0 P5		2	0	1	1	2	0	1
Luis Rivas, R (1, 4) OBP: 0.250, SLG: 0.417	2-2 F8	2-0 P3		2-1 G4-3		3-2 1B 2B		1-0 2B		5	1	2	1	0	0	4
Doug Mientkiewicz, L (1, 3) OBP: 0.444, SLG: 0.625	1-1 F9		2-0 G3-1 2B		0-0 5 FC3-4 2B	1-0 2B 1B		2-1 G6-3		5	0	3	1	0	0	1
5 Michael Cuddyer, R (1, 5) OBP: 0.222, SLG: 0.125	4-1 1-2 BB		2-3 K		3-1 FC5-4-6 HBP	0-1 G1-3		3-2 G6-3		4	0	0	0	1	1	3
Jacque Jones, L (1, 9) OBP: 0.278, SLG: 0.286	3-3 K		2-2 G3-1		3-1 1-2 HBP		0-0 G4-3	2-2 G6-3		4	0	0	0	0	1	3
Jose Offerman, S (1, 10) OBP: 0.667, SLG: 1.167		3-2 8 1B 2B	1-0 G6-3		0-1 F9	2-2 2B				4	1	2	0	0	0	3
Matthew LeCroy, R (1, 2) OBP: 0.333, SLG: 0.300 Henry Blanco, R (4, 2)		2-2 L4		4-1 G4-6-3 8 1B BB	2-1 F7		1-2 P2			1	0	0	0	0	0	1
8 Nick Punto, S (1, 8) OBP: 0.571, SLG: 0.571		1-1 G3 2-H 1B		1-1 G4-6-3 1B	1-2 1B	1-0 WP G5-3 2B 1B	1-3 K			4	1	3	1	0	1	1
Cristian Guzman, S (1, 6) OBP: 0.188, SLG: 0.188		0-0 G3		2-1 G4-6-3	1-2 1B	0-1 P2	1-3 K			4	0	0	0	0	1	4

Inning Stats	R: 0	H: 0	E: 0	K: 1	S: 10	R: 1	H: 2	E: 0	K: 0	S: 14	R: 0	H: 1	E: 0	K: 1	S: 9	R: 1	H: 2	E: 0	K: 0	S: 8	R: 0	H: 1	E: 0	K: 0	S: 8	R: 2	H: 3	E: 0	K: 1	S: 12	R: 0	H: 1	E: 0	K: 1	S: 12	R: 0	H: 1	E: 0	K: 1	S: 5	R: 0	H: 0	E: 0	K: 0	S: 10	1B: 5	2B: 6	3B: 0	HR: 0	SF: 0	SAC: 0	DP: 1	HBP: 1	WP: 1	PB: 0	SB: 1	CS: 0	PA: 41
31 Cliff Lee, L (1, 1) ERA: 4.15	IP	WLS	BF	H	R	ER	SO	BB	IBB	HBP	BLK	WP	HR	S	P	ERA	WHIP																																									
Chad Durbin, R (5, 1) ERA: 8.44	4.1	W	18	5	2	2	2	0	0	0	0	1	0	43	64	3.86	1.071																																									


**BOTTOM**


**Cleveland Indians @ Minnesota Twins**  
 Hubert H. Humphrey Metrodome, Minneapolis, MN

Wed Apr 07 2004, 8:10 PM EDT  
 Att: 20,313 - Unknown - 70 F

livebaseballscorecards.com

AB	36
R	4
H	11
RBI	4
BB	4
SO	4
LOB	24



Batter	1	2	3	4	5	6	7	8	9	AB R H RBI BB SO LOB	TOP											
Ronnie Belliard, R (1, 4) OBP: 0.524, SLG: 0.600	1-1 G6-3	1-1 SAFE 2-1 2B		3-1 G5-3			0-1 G5-3			4 1 1 1 0 0 0												
Omar Vizquel, S (1, 6) OBP: 0.273, SLG: 0.381	0-0 G4-3	0-2 2B			3-2 G5-3		0-1 F7			4 0 1 1 0 0 0												
Jody Gerut, L (1, 10) OBP: 0.391, SLG: 0.500	4-2 BLK 1B BB	1-1 F7			2-1 F9		3-1 F7			3 1 0 0 1 0 1												
Casey Blake, R (1, 5) OBP: 0.318, SLG: 0.476 (8, 3)	3-1 1B		1-1 G6-3		1-1 HR		1-1 P6			4 1 2 2 0 0 0												
Alex Escobar, R (1, 9) OBP: 0.250, SLG: 0.200	1-1 F7		0-0 G5-3		1-1 G5-3		1-3 K			4 0 0 0 0 1 1												
Lou Merloni, R (1, 3) OBP: 0.375, SLG: 0.286 John McDonald, R (8, 5)		1-1 F8	1-2 F7		2-1 G4-6-3 1B		1-3 K			4 0 1 0 0 1 0 0 0 0 0 0 0 0												
Matt Lawton, L (1, 7) OBP: 0.409, SLG: 0.550		1-2 1B FC6-5 1B		4-1 L6-3 BB		2-2 G4-6-3 1B		3-3 K		3 1 2 0 1 1 0	AB 34 R 6 H 9 RBI 5 BB 2 SO 3 LOB 7											
Tim Laker, R (1, 2) OBP: 0.300, SLG: 0.556		1-2 FC6-5 1B	1-2 L6-3		1-2 G4-6-3		2-0 P6			4 0 1 0 0 0 3												
Coco Crisp, S (1, 8) OBP: 0.263, SLG: 0.333		0-1 FC6-5 2B		2-1 BLK 3B		1-0 L5		3-2 P4		4 2 1 1 0 0 2												
<b>Inning Stats</b>	R: 1 E: 0 K: 0 S: 9	H: 1 LOB: 1 BB: 1 P: 18	R: 3 E: 0 K: 0 S: 19	H: 4 LOB: 1 BB: 0 P: 26	R: 0 E: 0 K: 0 S: 6	H: 0 LOB: 0 BB: 0 P: 8	R: 1 E: 0 K: 0 S: 9	H: 1 LOB: 0 BB: 1 P: 19	R: 1 E: 0 K: 0 S: 9	H: 1 LOB: 0 BB: 0 P: 16	R: 0 E: 0 K: 0 S: 10	H: 2 LOB: 1 BB: 0 P: 16	R: 0 E: 0 K: 0 S: 6	H: 0 LOB: 0 BB: 0 P: 9	R: 0 E: 0 K: 2 S: 8	H: 0 LOB: 0 BB: 0 P: 11	R: 0 E: 0 K: 1 S: 11	H: 0 LOB: 0 BB: 0 P: 19	1B: 5 2B: 3 3B: 1 HR: 1	SF: 0 SAC: 0 DP: 2 HBP: 0	WP: 0 PB: 0 SB: 0 CS: 0	PA: 36
<b>PITCHER</b>	IP WLS BF H R ER SO BB IBB HBP BLK WP HR S P ERA WHIP																					
Jeremy Affeldt, L (1, 1) ERA: 9.53	5.2 L 26 9 6 6 0 2 2 0 0 0 0 1 61 101 9.53 1.941																					
Nate Field, R (6, 1) ERA:	2.1 7 0 0 0 2 0 0 0 0 0 0 0 15 22 0.00 0.000																					
Curt Leskanic, R (9, 1) ERA:	0.2 2 0 0 0 1 0 0 0 0 0 0 0 5 10 0.00 0.000																					
Jaime Cerda, L (9, 1) ERA:	0.1 1 0 0 0 0 0 0 0 0 0 0 0 6 9 0.00 0.000																					

Cleveland Indians @ Kansas City Royals  
Kauffman Stadium, Kansas City, MO

Thu Apr 08 2004, 1:10 PM CDT  
Att. 14,671 - Sunny - 59 F

livebaseballscorecards.com



Batter	1	2	3	4	5	6	7	8	9	AB R H RBI BB SO LOB
4 Angel Berroa, R OBP: 0.286, SLG: 0.357 (1, 6)	0-0 F8		0-2 2B		1-1 L7			0-2 G6-3		4 0 1 0 0 0 0
Carlos Beltrán, S OBP: 0.429, SLG: 0.667 (1, 8)	2-3 K		1-1 F9		2-1 2B			1-2 G3		4 0 1 0 0 1 1
29 Mike Sweeney, R OBP: 0.250, SLG: 0.273 (1, 3)	0-1 G6-3			3-2 PB 1B SF8 HBP	0-0 G3			0-0 G6-3		3 1 0 0 0 0 1
Juan Gonzalez, R OBP: 0.417, SLG: 0.583 (1, 10)		3-2 L7		2-2 PB 1B	0-0 P4			0-2 3B		4 0 2 0 0 0 0
Matt Stairs, L OBP: 0.250, SLG: 0.266 (1, 9)		0-2 1B		2-1 SF8	1-3 K			2-3 K		3 0 1 1 0 2 1
Joe Randa, R OBP: 0.167, SLG: 0.091 (1, 5)		0-1 P4		2-3 K	1-0 P4			0-2 F9		4 0 0 0 0 1 3
Benito Santiago, R OBP: 0.250, SLG: 0.545 (1, 2)		2-2 K		4-1 BB	0-0 B1			0-0 G5-3		3 0 0 0 1 1 2
Aaron Guiel, L OBP: 0.364, SLG: 0.556 (1, 7)			0-1 G4-3	0-1 F9	0-0 G1-3					3 0 0 0 0 0 2
Tony Graffanino, R OBP: 0.222, SLG: 0.125 (1, 4)			2-2 F9		1-0 G4-3			1-2 P3		3 0 0 0 0 0 0

Inning Stats	R: 0 E: 0 K: 1 S: 6	H: 0 LOB: 0 BB: 0 P: 8	R: 0 E: 0 K: 1 S: 11	H: 1 LOB: 1 BB: 0 P: 16	R: 0 E: 0 K: 0 S: 10	H: 1 LOB: 1 BB: 0 P: 13	R: 1 E: 0 K: 1 S: 14	H: 1 LOB: 2 BB: 1 P: 27	R: 0 E: 0 K: 0 S: 6	H: 0 LOB: 0 BB: 0 P: 7	R: 0 E: 0 K: 0 S: 5	H: 0 LOB: 0 BB: 0 P: 6	R: 0 E: 0 K: 0 S: 7	H: 0 LOB: 0 BB: 0 P: 8	R: 0 E: 0 K: 1 S: 11	H: 1 LOB: 1 BB: 0 P: 13	1B: 2 2B: 2 3B: 1 HR: 0	SF: 1 SAC: 0 DP: 0 HBP: 1	WP: 0 PB: 1 SB: 0 CS: 0	PA: 34
--------------	------------------------------	---------------------------------	-------------------------------	----------------------------------	-------------------------------	----------------------------------	-------------------------------	----------------------------------	------------------------------	---------------------------------	------------------------------	---------------------------------	------------------------------	---------------------------------	-------------------------------	----------------------------------	----------------------------------	------------------------------------	----------------------------------	--------

PITCHER	IP	WLS	BF	H	R	ER	SO	BB	IBB	HBP	BLK	WP	HR	S	P	ERA	WHIP
Jeff D'Amico, R ERA:	(1, 1)	7.0	27	4	1	0	4	1	0	0	0	0	0	57	87	0.00	0.714
Jack Cressend, R ERA:	(8, 1)	1.0	3	0	0	0	0	0	0	0	0	0	0	7	8	0.00	0.000
63 Rafael Betancourt, R ERA:	(9, 1)	1.0	4	1	0	0	1	0	0	0	0	0	0	11	13	0.00	1.000

**BOTTOM**

**Cleveland Indians @ Kansas City Royals**  
Kauffman Stadium, Kansas City, MO

Thu Apr 08 2004, 1:10 PM CDT  
Att. 14,671 - Sunny - 59 F

[livebaseballscorecards.com](http://livebaseballscorecards.com)

<b>AB</b>	<b>31</b>
<b>R</b>	<b>1</b>
<b>H</b>	<b>5</b>
<b>RBI</b>	<b>1</b>
<b>BB</b>	<b>1</b>
<b>SO</b>	<b>5</b>
<b>LOB</b>	<b>10</b>



Batter 1 2 3 4 5 6 7 8 9 AB R H RBI BB SO LOB TOP

<b>Ronnie Belliard, R</b> OBP: 0.480, SLG: 0.522 (1, 4) BB C C C C B	4-2 BB G6-4-3 BB		1-2 BB G6-3		0-1 C X G6-3		1-2 C B B X P4	3 0 0 0 1 0 0
<b>Omar Vizquel, S</b> OBP: 0.346, SLG: 0.417 (1, 6) C 1 SAFE X	1-1 P6		4-0 BB BB BB BB G6-4-3 BB		0-1 C X G4-6-3 1B		0-1 C X 1B 1B	3 1 2 0 1 0 1
<b>Jody Gerut, L</b> OBP: 0.370, SLG: 0.458 (1, 9) 1 SAFE C X	0-1 G6-4-3 1-2f		1-2 C B B X F C D X G6-4-3 1-2f		2-2 F SAFE B B B X G4-6-3 1-2f		1-1 B F X 1B 1B	4 0 1 0 0 0 3
<b>Casey Blake, R</b> OBP: 0.346, SLG: 0.480 (1, 5) C B B X		1-2 K	1-1 C B X G4-3		0-1 F X S 1B		2-1 C D B B X 1B 1B	4 0 2 1 0 1 0
<b>Matt Lawton, L</b> OBP: 0.385, SLG: 0.500 (1, 7) C B T X	1-2 1B		1-1 B F X G4-3		3-2 B SAFE L S B T T B T B X G3-1 1-2		1-0 B X F 7	4 0 1 0 0 0 3
<b>41 Victor Martinez, S</b> OBP: 0.267, SLG: 0.385 (1, 2) 1 SAFE C B T X	0-2 K		2-2 F B B C T T B T B X L8		2-3 C B B B F F F S K		2-1 B C B X G3-1	4 0 0 0 0 2 3
<b>Alex Escobar, R</b> OBP: 0.263, SLG: 0.222 (1, 10) X	0-0 L7		1-1 B S X G6-3		0-0 X 1B			3 0 1 0 0 0 1
<b>48 Travis Hafner, L</b> OBP: 0.200, SLG: 0.714 (1, 3) B F B F X	2-2 G6-3		2-2 F C B F X F9		0-3 C C C K			3 0 0 0 0 1 1
<b>Coco Crisp, S</b> OBP: 0.227, SLG: 0.286 (1, 8) C C B X	1-2 G6-3		2-2 B S C B X G6-3		2-0 B B X B5-3			3 0 0 0 0 0 1

<b>Inning Stats</b>	R: 0 E: 0 K: 0 S: 6	H: 0 LOB: 0 BB: 1 P: 11	R: 0 E: 0 K: 2 S: 10	H: 1 LOB: 1 BB: 0 P: 12	R: 0 E: 0 K: 0 S: 9	H: 0 LOB: 0 BB: 0 P: 13	R: 0 E: 0 K: 0 S: 5	H: 0 LOB: 0 BB: 1 P: 11	R: 0 E: 0 K: 0 S: 10	H: 0 LOB: 0 BB: 0 P: 14	R: 0 E: 0 K: 0 S: 9	H: 0 LOB: 0 BB: 0 P: 13	R: 0 E: 0 K: 0 S: 12	H: 2 LOB: 1 BB: 0 P: 17	R: 0 E: 0 K: 2 S: 10	H: 1 LOB: 1 BB: 0 P: 14	R: 1 E: 0 K: 0 S: 12	H: 3 LOB: 2 BB: 0 P: 19	1B: 7 2B: 0 3B: 0 HR: 0	SF: 0 SAC: 0 DP: 3 HBP: 0	WP: 0 PB: 0 SB: 1 CS: 0	PA: 33
---------------------	------------------------------	----------------------------------	-------------------------------	----------------------------------	------------------------------	----------------------------------	------------------------------	----------------------------------	-------------------------------	----------------------------------	------------------------------	----------------------------------	-------------------------------	----------------------------------	-------------------------------	----------------------------------	-------------------------------	----------------------------------	----------------------------------	------------------------------------	----------------------------------	--------

<b>41 Jimmy Gobble, L</b> ERA: (1, 1)	6.0	WLS	BF	H	R	ER	SO	BB	IBB	HBP	BLK	WP	HR	S	P	ERA	WHIP
<b>Jason Grimsley, R</b> ERA: (7, 1)	1.0	W	4	2	0	0	0	0	0	0	0	0	0	12	17	0.00	2.000
<b>D.J. Carrasco, R</b> ERA: (8, 1)	1.0	H	4	1	0	0	2	0	0	0	0	0	0	10	14	0.00	1.000
<b>Curt Leskanic, R</b> ERA: 5.4 (9, 1)	1.0	S	6	3	1	1	0	0	0	0	0	0	0	12	19	9.00	3.000

**Cleveland Indians @ Kansas City Royals**  
Kauffman Stadium, Kansas City, MO  
Fri Apr 09 2004, 7:10 PM CDT  
Att. 28,535 - Overcast - 54 F

<b>AB</b>	31
<b>R</b>	1
<b>H</b>	7
<b>RBI</b>	1
<b>BB</b>	2
<b>SO</b>	4
<b>LOB</b>	13



Batter	1	2	3	4	5	6	7	8	9	AB	R	H	RBI	BB	SO	LOB	
4 Angel Berroa, R OBP: 0.211, SLG: 0.263 (1, 6)																	5 0 0 0 0 1 3
Carlos Beltrán, S OBP: 0.421, SLG: 0.533 (1, 8)																	3 0 0 0 2 1 1
29 Mike Sweeney, R OBP: 0.235, SLG: 0.250 (1, 10)																	5 0 1 0 0 0 4
Juan Gonzalez, R OBP: 0.438, SLG: 0.563 (1, 9)																	4 0 2 0 0 0 2
Joe Randa, R OBP: 0.250, SLG: 0.077 (1, 5)																	2 0 0 0 2 0 1
Ken Harvey, R OBP: 0.625, SLG: 0.571 (1, 3)																	4 1 3 0 0 1 3
Benito Santiago, R OBP: 0.333, SLG: 0.571 (1, 2)																	3 1 2 0 0 0 2
Aaron Guiel, L OBP: 0.400, SLG: 0.583 (1, 7)																	3 1 1 2 1 0 4
Tony Graffanino, R OBP: 0.333, SLG: 0.273 (1, 4)																	3 0 2 1 0 0 2

Inning Stats	R: 0	H: 0	E: 0	K: 1	S: 8	H: 2	LOB: 2	BB: 0	P: 16	R: 0	H: 1	E: 0	K: 0	S: 7	H: 1	LOB: 2	BB: 1	P: 14	R: 0	H: 1	E: 0	K: 1	S: 18	H: 1	LOB: 3	BB: 2	P: 31	R: 3	H: 4	E: 0	K: 0	S: 18	H: 0	LOB: 0	BB: 0	P: 15		

PITCHER	IP	WLS	BF	H	R	ER	SO	BB	IBB	HBP	BLK	WP	HR	S	P	ERA	WHIP
Jason Stanford, L ERA: 1.11	5.0		26	7	0	0	2	4	0	0	0	1	0	61	95	0.00	2.200
Jack Cressend, R ERA: 3.86	1.2	L	8	2	2	2	0	0	1	0	0	0	0	16	27	10.80	1.200
Scott Stewart, L ERA: 81.0	0.0		1	1	0	0	0	0	0	0	0	0	0	3	6	∞	∞
Jose Jimenez, R ERA: 6.75	1.1		4	1	1	1	1	0	0	0	0	0	0	16	21	6.75	0.750

**BOTTOM**

**Cleveland Indians @ Kansas City Royals**  
Kauffman Stadium, Kansas City, MO

Fri Apr 09 2004, 7:10 PM CDT  
Att: 28,535 - Overcast - 54 F

AB	32
R	3
H	11
RBI	3
BB	5
SO	3
LOB	22

livebaseballscorecards.com

WP	HR	S	P	ERA	WHIP
1	0	1	40		

Batter	1	2	3	4	5	6	7	8	9	10	AB R H RBI BB SO LOB	TOP												
Ronnie Belliard, R OBP: 0.467, SLG: 0.536 (1, 4)	1-0 G6-3		2-1 1-3 1B	0-0 2-H 2B			1-3 K		3-2 G4-3		5 0 2 1 0 1 0	<b>Cleveland Indians @ Kansas City Royals</b> Kauffman Stadium, Kansas City, MO Sat Apr 10 2004, 1:10 PM CDT Att: 21,889 - Overcast - 49 F												
Omar Vizquel, S OBP: 0.323, SLG: 0.379 (1, 6)	3-2 P3		1-1 L6	1-2 G3			1-1 1B		2-1 G3		5 0 1 0 0 0 3													
Jody Gerut, L OBP: 0.344, SLG: 0.414 (1, 9)	0-2 F8			2-1 F7	2-2 P1		0-0 1-3 1B			1-2 G4-3	5 0 1 0 0 0 0													
Casey Blake, R OBP: 0.355, SLG: 0.448 (1, 5) (8, 3)		0-1 F8		3-2 2B 1B	4-2 CS BB		2-1 G6-4-3		1-2 P4		4 1 1 0 1 0 2													
Matt Lawton, L OBP: 0.387, SLG: 0.517 (1, 7)		1-3 K		0-0 41 1B 2B	2-2 S 1B			1-3 K	1-3 K		5 1 2 1 0 3 0													
Alex Escobar, R OBP: 0.217, SLG: 0.182 (1, 8)		2-2 G1-3		1-0 G3-1	2-2 G6-3			2-3 K			4 0 0 0 0 1 2													
41 Victor Martinez, S OBP: 0.263, SLG: 0.353 (1, 2)			2-2 G1-3	2-2 48 2B 1B		1-3 K		2-3 K			4 1 1 1 0 2 0													
48 Travis Hafner, L OBP: 0.316, SLG: 0.944 (1, 10)			2-1 1B 1B	0-0 1-H 1B 2B		2-3 K			1-0 HR		4 2 3 2 0 1 0													
Lou Merloni, R OBP: 0.364, SLG: 0.300 John McDonald, R (8, 5)			2-3 K	2-2 2B 1B		2-3 K			0-1 G6-3		3 1 1 1 0 2 1 1 0 0 0 0 0 0													
<b>Inning Stats</b>	R: 0 E: 0 K: 0 S: 8	H: 0 LOB: 0 BB: 0 P: 12	R: 0 E: 0 K: 1 S: 10	H: 0 LOB: 0 BB: 0 P: 13	R: 0 E: 0 K: 1 S: 12	H: 2 LOB: 2 BB: 0 P: 21	R: 5 E: 0 K: 0 S: 24	H: 6 LOB: 1 BB: 0 P: 35	R: 0 E: 0 K: 0 S: 13	H: 1 LOB: 1 BB: 1 P: 23	R: 0 E: 0 K: 3 S: 9		H: 0 LOB: 0 BB: 0 P: 14	R: 0 E: 0 K: 1 S: 8	H: 2 LOB: 1 BB: 0 P: 12	R: 0 E: 0 K: 3 S: 10	H: 0 LOB: 0 BB: 0 P: 15	R: 1 E: 0 K: 0 S: 9	H: 1 LOB: 0 BB: 0 P: 15	R: 0 E: 0 K: 1 S: 10	H: 0 LOB: 0 BB: 0 P: 13	1B: 8 2B: 3 3B: 0 HR: 1	SF: 0 SAC: 0 DP: 1 HBP: 0	WP: 0 PB: 0 SB: 1 CS: 1
<b>PITCHER</b>	IP WLS BF H R ER SO BB IBB HBP BLK WP HR S P ERA WHIP																							
Brian Anderson, L ERA: 10.0 (1, 1)	4.0	20	8	5	5	2	0	0	0	0	0	0	0	0	54	81	11.25	2.000						
Jaime Cerda, L ERA: (5, 1)	2.0	7	1	0	0	3	1	0	0	0	0	0	0	22	37	0.00	1.000							
Shawn Camp, R ERA: 5.4 (7, 1)	3.0	11	3	1	1	4	0	0	0	0	0	1	27	42	3.00	1.000								
Scott Sullivan, R ERA: (10, 1)	1.0	W 3	0	0	0	1	0	0	0	0	0	0	10	13	0.00	0.000								

livebaseballscorecards.com

AB	40
R	6
H	12
RBI	6
BB	1
SO	10
LOB	8



Batter	1	2	3	4	5	6	7	8	9	10	AB R H RBI BB SO LOB	BOTTOM					
4 Angel Berroa, R OBP: 0.208, SLG: 0.217 (1, 6)	1-3 K		1-1 G5-3		1-2 L6		1-0 F8		4-2 29 1B 1-2 2-3 BB		4 0 0 0 1 1 1	<b>Cleveland Indians @ Kansas City Royals</b> Kauffman Stadium, Kansas City, MO Sat Apr 10 2004, 1:10 PM CDT Att: 21,889 - Overcast - 49 F <a href="http://livebaseballscorecards.com">livebaseballscorecards.com</a>					
Carlos Beltrán, S OBP: 0.417, SLG: 0.444 (1, 8)	1-1 G1-3		4-2 BB		4-0 BB 1B BB		2-2 P2		3-0 P3		3 1 0 0 2 0 3						
29 Mike Sweeney, R OBP: 0.273, SLG: 0.250 (1, 10)	1-3 K		0-0 L9		2-2 P5			4-1 L6-3 BB	1-2 FC6-4 1B		4 0 1 2 1 1 3						
Juan Gonzalez, R OBP: 0.381, SLG: 0.450 Benito Santiago, R OBP: 0.333, SLG: 0.571 (10, 2)		1-1 P3	3-1 P4		4-2 1B 1-2 BB			0-0 P4	0-1 FC6-4 1-2f		4 0 0 0 1 0 5 0 0 0 0 0 0 0						
Joe Randa, R OBP: 0.286, SLG: 0.167 (1, 5)		0-1 F9		0-1 1B 1B	1-1 1-3 2-H 1B			3-2 L6-3 1-1		2-2 P2	5 0 2 1 0 0 1						
Ken Harvey, R OBP: 0.538, SLG: 0.500 (1, 3)	1-0 F9			0-1 FC6-4 1B		0-0 G4-3			1-2 1B 1B	2-3 K	5 1 2 0 0 1 0						
Kelly Stinnett, R OBP: 0.333, SLG: 0.333 Matt Stairs, L OBP: 0.300, SLG: 0.333 Rich Thompson, L (10, PR)			0-1 HR 1B		1-3 K		0-0 P2		0-3 K	3-2 S 1B 1B	3 1 1 0 0 1 2 2 0 1 0 0 1 1 0 1 0 0 0 0 0						
Aaron Guiel, L OBP: 0.450, SLG: 0.765 (1, 7)			1-0 1-H HR		2-3 K		2-2 G3		1-1 4 BB 29 1B 1B	2-2 1-H 1B	5 2 3 3 0 1 2						
Tony Graffanino, R OBP: 0.375, SLG: 0.333 (1, 4)			0-1 4 G5-3 1B		0-0 FC6-4 1-2f		1-2 F8		1-0 4 BB 29 1B 1B		4 1 2 1 0 0 2						
<b>Inning Stats</b>	R: 0 H: 0 E: 0 K: 2 S: 8 H: 0 LOB: 0 BB: 0 P: 11	R: 0 H: 0 E: 0 K: 0 S: 5 H: 0 LOB: 0 BB: 0 P: 7	R: 2 H: 3 E: 0 K: 0 S: 13 H: 3 LOB: 2 BB: 1 P: 22	R: 0 H: 2 E: 0 K: 2 S: 11 H: 2 LOB: 2 BB: 0 P: 14	R: 1 H: 1 E: 0 K: 0 S: 10 H: 1 LOB: 2 BB: 2 P: 22	R: 0 H: 0 E: 0 K: 0 S: 5 H: 0 LOB: 0 BB: 0 P: 7	R: 0 H: 0 E: 0 K: 0 S: 7 H: 0 LOB: 0 BB: 0 P: 11	R: 0 H: 0 E: 0 K: 0 S: 6 H: 0 LOB: 0 BB: 1 P: 13	R: 3 H: 4 E: 0 K: 1 S: 18 H: 4 LOB: 2 BB: 1 P: 29	R: 1 H: 2 E: 0 K: 1 S: 13 H: 2 LOB: 1 BB: 0 P: 22	1B: 11 SF: 0 2B: 0 SAC: 0 3B: 0 DP: 1 HR: 1 HBP: 0		WP: 0 PA: 44 PB: 0 SB: 1 CS: 0				
<b>PITCHER</b>	IP WLS BF H R ER SO BB IBB HBP BLK WP HR S P ERA WHIP																
CC Sabathia, L ERA: 1.8	8.0		6	3	3	4	4	0	0	0	0	0	1	65	107	3.38	1.250
David Riske, R ERA: 22.5	0.2	B	7	4	3	1	1	0	0	0	0	0	0	16	27	40.50	7.500
63 Rafael Betancourt, R ERA: 1.93	1.0	L	4	1	1	1	0	0	0	0	0	0	0	12	19	9.00	1.000
Scott Stewart, L ERA: 81.0	0.0		1	1	0	0	0	0	0	0	0	0	0	3	5	∞	∞



Batter	1	2	3	4	5	6	7	8	9	AB R H RBI BB SO LOB	TOP																									
Ronnie Belliard, R (1, 4) OBP: 0.486, SLG: 0.531	3-2 G3-1 S 1B		4-2 S SH3 BB		1-0 G5-3 1B		1-1 E1 HBP G3 2-H	2-2 G5-3		4 0 2 0 1 0 2																										
Omar Vizquel, S (1, 6) OBP: 0.314, SLG: 0.344	0-1 P6		0-0 SH3		1-1 G5-3		2-2 G3		4-2 FC6-4 BB	3 0 0 0 1 0 3																										
Jody Gerut, L (1, 9) OBP: 0.351, SLG: 0.375	3-1 G3-1		4-0 S BB		2-2 K		4-0 HBP IBB		1-2 FC6-4 BB 1-2f	3 0 0 0 2 1 3																										
Casey Blake, R (1, 5) OBP: 0.389, SLG: 0.438	2-3 K		3-3 K				1-2 G6-4-3 1B	1-1 HBP	4-2 BB	3 0 1 0 1 2 3																										
Matt Lawton, L (1, 7) OBP: 0.333, SLG: 0.441			3-2 G4-3				0-0 G6-4-3 1-2f	0-0 G1-3	2-3 K	5 0 0 0 0 1 8																										
Alex Escobar, R (1, 10) OBP: 0.222, SLG: 0.160							2-3 K		0-1 G5-3	3 1 0 0 1 1 0																										
41 Victor Martinez, S (9, PH) OBP: 0.250, SLG: 0.333			4-0 48 1B BB		0-0 F8				1-0 F7	1 0 0 0 0 0 2																										
48 Travis Hafner, L (1, 3) OBP: 0.391, SLG: 0.955			0-2 L9-6 1B		1-1 L7			0-2 WP 2B 1B	1-1 2B	4 1 3 0 0 0 0																										
John McDonald, R (8, PR) (8, 5)			1-3 1B		1-1 L7					0 0 0 0 0 0 0																										
Tim Laker, R (1, 2) OBP: 0.286, SLG: 0.462			2-1 1B		0-3 K			1-1 F8	0-0 F7	4 0 1 1 0 1 2																										
Coco Crisp, S (1, 8) OBP: 0.269, SLG: 0.333			1-2 L9-6					2-2 E 2B	4-0 IBB	3 1 1 1 1 0 2																										
<b>Inning Stats</b>	R: 0 E: 0 K: 1 S: 11	H: 1 LOB: 1 BB: 0 P: 19	R: 1 E: 0 K: 0 S: 9	H: 2 LOB: 1 BB: 1 P: 17	R: 0 E: 0 K: 1 S: 9	H: 0 LOB: 2 BB: 2 P: 23	R: 0 E: 0 K: 1 S: 6	H: 0 LOB: 0 BB: 0 P: 7	R: 0 E: 0 K: 1 S: 12	H: 1 LOB: 1 BB: 0 P: 18	R: 0 E: 0 K: 1 S: 8	H: 1 LOB: 0 BB: 0 P: 11	R: 2 E: 1 K: 0 S: 16	H: 2 LOB: 3 BB: 1 P: 27	R: 0 E: 0 K: 0 S: 9	H: 1 LOB: 2 BB: 1 P: 16	R: 0 E: 0 K: 1 S: 15	H: 0 LOB: 2 BB: 2 P: 27	1B: 6 2B: 3 3B: 0 HR: 0	SF: 0 SAC: 1 DP: 2 HBP: 1	WP: 1 PB: 0 SB: 3 CS: 0	PA: 42														
<b>PITCHER</b>	IP WLS BF H R ER SO BB IBB HBP BLK WP HR S P ERA WHIP																																			
Dennys Reyes, L (1, 1) ERA: 1.8	5.0		21	4	1	1	4	3	0	0	0	0	0	47	84	1.80	1.400																			
Nate Field, R (6, 1) ERA: 1.93	1.1		6	3	2	1	1	0	0	0	0	1	0	17	23	6.75	2.250																			
Jason Grimsley, R (7, 1) ERA:	0.2	B	5	0	0	0	0	0	1	1	0	0	0	7	15	0.00	0.000																			
Scott Sullivan, R (8, 1) ERA:	1.0	W	5	1	0	0	0	0	1	0	0	0	0	9	16	0.00	1.000																			
Curt Leskanic, R (9, 1) ERA: 3.38	1.0	S	5	0	0	0	1	2	0	0	0	0	0	15	27	0.00	2.000																			

Cleveland Indians @ Kansas City Royals  
Kauffman Stadium, Kansas City, MO  
Sun Apr 11 2004, 1:10 PM CDT  
Att. 16,933 - Sunny - 52 F

AB	33
R	3
H	8
RBI	2
BB	7
SO	6
LOB	25



WP: 1	PA: 42
PB: 0	
SB: 3	
CS: 0	

ERA	WHIP

Batter	1	2	3	4	5	6	7	8	9	AB	R	H	RBI	BB	SO	LOB
<b>Tony Graffanino, R</b> (1, 4) OBP: 0.350, SLG: 0.278	1-2 G6-3		0-3 K			4-1 29 1B BB	2-2 G5-3			3	1	0	0	1	1	0
<b>Carlos Beltrán, S</b> (1, 8) OBP: 0.393, SLG: 0.409	2-2 P6		3-1 G4-3			2-1 29 1B SF8	1-3 K			4	1	1	0	0	1	0
<b>29 Mike Sweeney, R</b> (1, 3) OBP: 0.308, SLG: 0.261 <b>4 Angel Berroa, R</b> (8, PR) OBP: 0.208, SLG: 0.217	0-2 G4-3			0-0 P2		1-0 2B 1B 1-3 2-H		2-0 BB 1B HBP		3	0	1	1	0	0	0
										0	1	0	0	0	0	0
<b>Juan Gonzalez, R</b> (1, 9) OBP: 0.360, SLG: 0.435		0-1 BB 1B G4-6-3		0-1 G6-3		2-2 SF8		2-1 F9		3	1	1	1	0	0	1
<b>Joe Randa, R</b> (1, 5) OBP: 0.400, SLG: 0.333		1-2 G4-6-3 BB 1B		0-2 E 1B		0-1 3-H		4-2 1B BB		3	1	3	0	1	0	0
<b>Ken Harvey, R</b> (1, 10) OBP: 0.588, SLG: 0.500		4-2 G4-6-3 BB		2-2 SAFE G6-3		4-0 IBB		1-1 2B 1B		2	0	1	1	2	0	1
<b>Benito Santiago, R</b> (1, 2) OBP: 0.316, SLG: 0.556		1-2 G4-6-3		1-2 G6-3		2-1 L5		0-0 1-3 2-H 2B		4	0	1	1	0	1	5
<b>Aaron Guiel, L</b> (1, 7) OBP: 0.375, SLG: 0.619		1-2 1-2f 2-3 3-H		1-3 K		0-3 K		2-3 K		4	0	0	0	0	3	7
<b>Mendy López, R</b> (1, 6) OBP: 0.200, SLG: 0.800		0-1 G6-3		2-1 G5-3		0-3 K		0-3 K		4	0	0	0	0	2	3

Inning Stats		R: 0	H: 0	E: 0	K: 0	S: 14	R: 1	H: 2	E: 0	K: 1	S: 14	R: 0	H: 0	E: 0	K: 1	S: 7	R: 0	H: 1	E: 1	K: 0	S: 12	R: 0	H: 0	E: 0	K: 1	S: 7	R: 2	H: 3	E: 0	K: 1	S: 14	R: 0	H: 0	E: 0	K: 2	S: 9	R: 2	H: 2	E: 0	K: 2	S: 13					
		LOB: 0	BB: 0	P: 17	LOB: 1	BB: 1	LOB: 0	BB: 0	LOB: 1	BB: 0	P: 21	LOB: 0	BB: 0	LOB: 0	BB: 0	P: 10	LOB: 3	BB: 2	LOB: 0	BB: 0	P: 11	LOB: 0	BB: 0	LOB: 0	BB: 0	P: 12	LOB: 3	BB: 1	LOB: 3	BB: 1	LOB: 0	BB: 0	P: 24	LOB: 0	BB: 0	LOB: 0	BB: 1	LOB: 3	BB: 1	P: 24						
<b>Jason Davis, R</b> (1, 1) ERA: 3.65	IP	WLS	BF	H	R	ER	SO	BB	IBB	HBP	BLK	WP	HR	S	P	ERA	WHIP																													
<b>Jose Jimenez, R</b> (7, 1) ERA: 9.0	1.1	L	6	0	2	2	2	1	0	1	0	0	0	0	13	24	13.50	0.750																												
<b>63 Rafael Betancourt, R</b> (8, 1) ERA: 1.93	0.0		2	2	0	0	0	0	0	0	0	0	0	0	3	4	∞	∞																												
<b>Scott Stewart, L</b> (8, 1) ERA: 27.0	0.2		2	0	0	0	2	0	0	0	0	0	0	0	6	8	0.00	0.000																												

**BOTTOM**

**Cleveland Indians @ Kansas City Royals**  
**Kauffman Stadium, Kansas City, MO**

Sun Apr 11 2004, 1:10 PM CDT  
Att. 16,933 - Sunny - 52 F

livebaseballscorecards.com

AB	30
R	5
H	8
RBI	4
BB	4
SO	8
LOB	17

WP: 0 PA: 36  
PB: 0  
SB: 0  
CS: 0



Batter	1	2	3	4	5	6	7	8	9	AB R H RBI BB SO LOB	TOP											
Shannon Stewart, R (1, 7) OBP: 0.513, SLG: 0.483	0-2 G5-3		3-1 L9-3		4-2 G4-6-3 BB		3-2 G6-3		0-3 K	4 0 0 0 1 1 4												
Luis Rivas, R (1, 4) OBP: 0.310, SLG: 0.464	0-2 F9			1-2 5 BB 1B	2-2 G4-6-3			0-0 P2		4 1 1 0 0 0 1												
Doug Mientkiewicz, L (1, 3) OBP: 0.457, SLG: 0.500	0-2 1B			1-2 F7		4-1 G6-4-3 BB		3-3 K		3 0 1 0 1 1 1												
Jose Offerman, S (1, 10) OBP: 0.417, SLG: 0.870	1-3 K			4-2 5 BB 1B	1-1 G6-4-3	1-1 G6-4-3		0-1 F7		3 1 0 0 1 1 2												
5 Michael Cuddyer, R (1, 5) OBP: 0.286, SLG: 0.250				1-1 20 BB 1B	3-2 E8			1-2 2B 1B		4 1 2 1 0 0 0												
Jacque Jones, L (1, 9) OBP: 0.313, SLG: 0.500				1-2 20 BB 1B	1-0 G5-3			3-1 2B		4 0 2 2 0 0 1												
20 Lew Ford, R (1, 8) OBP: 0.286, SLG: 0.462				4-2 G6-4-3 BB			0-2 G3-1		0-1 F8	3 0 0 0 1 0 1												
Henry Blanco, R (1, 2) OBP: 0.417, SLG: 0.611				1-0 F9	0-2 G6-4-3		1-1 P6		4-1 BB	3 0 0 0 0 0 3												
8 Nick Punto, S (9, PH) OBP: 0.462, SLG: 0.417				1-2 2-3						0 0 0 0 1 0 0												
Cristian Guzman, S (1, 6) OBP: 0.310, SLG: 0.379				2-2 L9-3 1B	1-1 G4-3		1-1 1B		1-1 L8	4 0 2 0 0 0 2												
<b>Inning Stats</b>	R: 0 E: 0 K: 1 S: 13	H: 1 LOB: 1 BB: 0 P: 14	R: 0 E: 0 K: 0 S: 10	H: 0 LOB: 0 BB: 0 P: 13	R: 0 E: 0 K: 0 S: 6	H: 1 LOB: 0 BB: 0 P: 12	R: 2 E: 0 K: 0 S: 20	H: 3 LOB: 2 BB: 2 P: 32	R: 0 E: 0 K: 0 S: 9	H: 0 LOB: 0 BB: 1 P: 16	R: 0 E: 1 K: 0 S: 7	H: 0 LOB: 1 BB: 1 P: 16	R: 0 E: 0 K: 0 S: 11	H: 1 LOB: 1 BB: 0 P: 16	R: 0 E: 0 K: 1 S: 9	H: 0 LOB: 0 BB: 0 P: 12	R: 1 E: 0 K: 1 S: 13	H: 2 LOB: 2 BB: 1 P: 22	1B: 7 2B: 2 3B: 0 HR: 0	SF: 0 SAC: 0 DP: 4 HBP: 0	WP: 0 PB: 0 SB: 0 CS: 0	PA: 37
<b>PITCHER</b>	IP WLS BF H R ER SO BB IBB HBP BLK WP HR S P ERA WHIP																					
31 Cliff Lee, L (1, 1) ERA: 3.48	6.0 W 24 5 2 2 1 4 0 0 0 0 0 0 65 103 3.00 1.500																					
Jack Cressend, R (7, 1) ERA: 3.18	1.0 H 4 1 0 0 0 0 0 0 0 0 0 0 11 16 0.00 1.000																					
63 Rafael Betancourt, R (8, 1) ERA: 1.59	1.0 3 0 0 0 1 0 0 0 0 0 0 0 9 12 0.00 0.000																					
David Riske, R (9, 1) ERA: 18.0	1.0 6 2 1 1 1 1 0 0 0 0 0 0 13 22 9.00 3.000																					

Minnesota Twins @ Cleveland Indians  
 Jacobs Field, Cleveland, OH  
 Mon Apr 12 2004, 3:05 PM EDT  
 Att. 42,424 - Overcast - 45 F

livebaseballscorecards.com

AB	32
R	3
H	8
RBI	3
BB	5
SO	3
LOB	15






Batter	1	2	3	4	5	6	7	8	9	AB	R	H	RBI	BB	SO	LOB
<b>Matt Lawton, L</b> OBP: 0.325, SLG: 0.500 (1, 7)	0-1 P2		0-0 F9	0-0 F8			0-0 HR			4	1	1	1	0	0	2
<b>Omar Vizquel, S</b> OBP: 0.359, SLG: 0.371 (1, 6)	2-1 2B 1B		4-2 BB 48 HR BB	2-0 CS	1-2 FC5 G3 1B		0-1 P4			3	1	2	0	1	0	0
<b>Jody Gerut, L</b> OBP: 0.317, SLG: 0.333 (1, 9)	3-2 P4		0-3 K		3-2 G3		2-1 L6			4	0	0	0	0	1	4
<b>Casey Blake, R</b> OBP: 0.400, SLG: 0.457 (1, 5)	0-1 1-3 2B		4-2 48 HR BB	1-2 2-3	0-2 FC5 48 HBP		2-2 P6			3	1	1	0	1	0	1
<b>48 Travis Hafner, L</b> OBP: 0.407, SLG: 1.000 (1, 10)	3-3 K		1-0 HR	1-1 HBP	1-1 G4-3		3-1 F8			3	1	1	4	0	1	2
<b>41 Victor Martinez, S</b> OBP: 0.208, SLG: 0.273 (1, 2)		1-1 F9	3-1 G3		0-1 G4-3		3-3 K			4	0	0	0	0	1	2
<b>Ben Broussard, L</b> OBP: 0.556, SLG: 0.500 (1, 3)		0-1 P6		0-0 G1-3		3-2 G1-3		0-0 G4-3		4	0	0	0	0	0	0
<b>Ronnie Belliard, R</b> OBP: 0.474, SLG: 0.543 (1, 4)		1-2 G6-3		0-1 1B 2B		1-2 G3				3	1	1	0	0	0	0
<b>Coco Crisp, S</b> OBP: 0.310, SLG: 0.370 (1, 8)			2-1 BB 48 HR S 1B	1-0 2-H CS 1B		2-1 G6-3				3	1	2	1	0	0	0

Inning Stats	R: 0	H: 2	E: 0	K: 1	S: 15	R: 0	H: 0	E: 0	K: 0	S: 7	R: 4	H: 2	E: 0	K: 1	S: 14	R: 1	H: 2	E: 0	K: 0	S: 5	R: 0	H: 1	E: 0	K: 0	S: 14	R: 0	H: 0	E: 0	K: 0	S: 8	R: 1	H: 1	E: 0	K: 0	S: 8	R: 0	H: 0	E: 0	K: 1	S: 6	R: 0	H: 0	E: 0	K: 1	S: 6
	LOB: 2	BB: 0	P: 23	LOB: 0	BB: 0	P: 9	LOB: 0	BB: 2	P: 27	LOB: 0	BB: 0	P: 8	LOB: 2	BB: 0	P: 19	LOB: 0	BB: 0	P: 14	LOB: 0	BB: 0	P: 12	LOB: 0	BB: 0	P: 12	LOB: 0	BB: 0	P: 12	SF: 0	SAC: 0	DP: 0	HBP: 1	1B: 4	2B: 2	3B: 0	HR: 2	WP: 0	PB: 0	SB: 1	CS: 1						

PITCHER	IP	WLS	BF	H	R	ER	SO	BB	IBB	HBP	BLK	WP	HR	S	P	ERA	WHIP
<b>Kyle Lohse, R</b> ERA: 9.0 (1, 1)	6.0	L	27	7	5	5	2	2	0	1	0	0	1	63	100	7.50	1.500
<b>51 Carlos Pulido, L</b> ERA: 4.91 (7, 1)	2.0		7	1	1	1	1	0	0	0	0	0	1	14	24	4.50	0.500

**MINNESOTA TWINS @ CLEVELAND INDIANS**  
**JACOBS FIELD, CLEVELAND, OH**  
 Mon Apr 12 2004, 3:05 PM EDT  
 Att. 42,424 - Overcast - 45 F

AB 31  
 R 6  
 H 8  
 RBI 6  
 BB 2  
 SO 3  
 LOB 11



WP	HR	S	P	ERA	WHIP
0	1	14	24	4.50	0.500

Batter	1	2	3	4	5	6	7	8	9	AB R H RBI BB SO LOB	TOP											
Shannon Stewart, R (1, 7) OBP: 0.477, SLG: 0.485	0-1 E5 G1-6-3		0-1 SF8		0-2 F7		2-2 2B	0-0 G4-3		4 0 1 2 0 0 2												
8 Nick Punto, S (1, 4) OBP: 0.444, SLG: 0.412	2-3 SAFE		1-0 P3		1-1 L7-6-3 1B		2-2 P6		3-1 G4-6-3 1B	5 0 2 0 0 1 2												
Doug Mientkiewicz, L (1, 3) OBP: 0.450, SLG: 0.514	2-2 SAFE		2-1 1B		0-1 L7-6-3 1-1			0-0 1B 2B	1-1 G4-6-3 1-2f	5 1 2 0 0 0 3												
Corey Koskie, L (1, 5) OBP: 0.313, SLG: 0.440		0-1 F8	0-0 P3			1-2 G6-3		0-3 SAFE	0-1 HR	5 1 1 1 0 1 2												
Jose Offerman, S (1, 10) OBP: 0.379, SLG: 0.741		0-1 G3		3-2 L7		2-0 G3-1		4-0 1B 20 1B IBB	0-1 L1	4 1 0 0 1 0 0												
Jacque Jones, L (1, 9) OBP: 0.306, SLG: 0.469		0-3 K		1-2 G4-3		0-3 K		2-2 20 1B 2B 1B		4 1 1 1 0 2 0												
Michael Ryan, L (1, 8) OBP: 0.167, SLG: 0.167			1-2 HR 1B		0-0 F7		1-0 F8	2-1 2B 1B		3 1 1 0 0 0 0												
20 Lew Ford, R (7, 8) OBP: 0.333, SLG: 0.500								1-2 2B 1B		1 0 1 1 0 0 0												
Henry Blanco, R (1, 2) OBP: 0.500, SLG: 0.909		1 SAFE	1-2 HR			2-2 CS 2B 1B		3-2 G4-3 2B 2B	1-2 3-H	4 3 4 3 0 0 0												
Cristian Guzman, S (1, 6) OBP: 0.333, SLG: 0.485			0-0 SF8 3B		1-0 E 2B		0-2 G4-3	1-0 G1-3		4 2 2 1 0 0 3												
<b>Inning Stats</b>	R: 0 E: 1 K: 1 S: 10	H: 0 LOB: 0 BB: 0 P: 14	R: 0 E: 0 K: 1 S: 10	H: 0 LOB: 0 BB: 0 P: 10	R: 3 E: 0 K: 0 S: 13	H: 4 LOB: 1 BB: 0 P: 18	R: 0 E: 0 K: 0 S: 7	H: 0 LOB: 0 BB: 0 P: 11	R: 2 E: 1 K: 0 S: 11	H: 3 LOB: 0 BB: 0 P: 15	R: 0 E: 0 K: 1 S: 7	H: 0 LOB: 0 BB: 0 P: 10	R: 1 E: 0 K: 0 S: 13	H: 2 LOB: 1 BB: 0 P: 21	R: 3 E: 0 K: 1 S: 17	H: 4 LOB: 2 BB: 1 P: 27	R: 1 E: 0 K: 0 S: 8	H: 2 LOB: 0 BB: 0 P: 12	1B: 7 2B: 6 3B: 1 HR: 2	SF: 1 SAC: 0 DP: 3 HBP: 0	WP: 0 PB: 0 SB: 0 CS: 1	PA: 41
<b>PITCHER</b>	IP WLS BF H R ER SO BB IBB HBP BLK WP HR S P ERA WHIP																					
Jeff D'Amico, R (1, 1) ERA: 3.29	6.2 L 28 9 6 5 3 0 0 0 0 0 0 1 68 94 6.75 1.350																					
Scott Stewart, L (7, 1) ERA: 32.4	0.2 5 2 3 3 1 0 1 0 0 0 0 0 12 20 40.50 3.000																					
37 Jake Westbrook, R (8, 1) ERA: 3.38	1.2 8 4 1 1 0 0 0 0 0 0 0 1 16 24 5.40 2.400																					

Minnesota Twins @ Cleveland Indians  
 Jacobs Field, Cleveland, OH  
 Wed Apr 14 2004, 7:05 PM EDT  
 Att. 14,237 - Sunny - 47 F

livebaseballscorecards.com

AB 39  
 R 10  
 H 15  
 RBI 9  
 BB 1  
 SO 4  
 LOB 12



BOTTOM

Minnesota Twins @ Cleveland Indians  
Jacobs Field, Cleveland, OH  
Wed Apr 14 2004, 7:05 PM EDT  
Att. 14,237 - Sunny - 47 F

livebaseballscorecards.com

AB 35  
R 6  
H 10  
RBI 6  
BB 5  
SO 3  
LOB 18



WP: 0 PA: 40  
PB: 0  
SB: 0  
CS: 0

AB R H RBI BB SO LOB

5 1 2 2 0 1 0

5 0 2 1 0 0 0

3 0 0 0 2 0 2

4 2 2 0 1 2 3

3 0 1 0 1 0 2

4 1 1 1 0 0 5


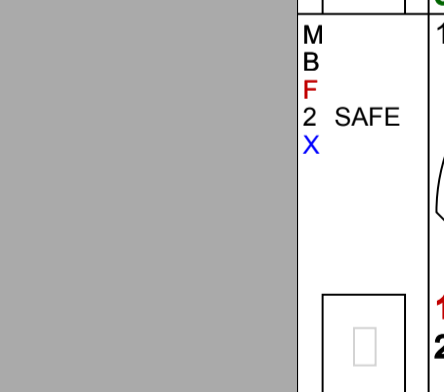
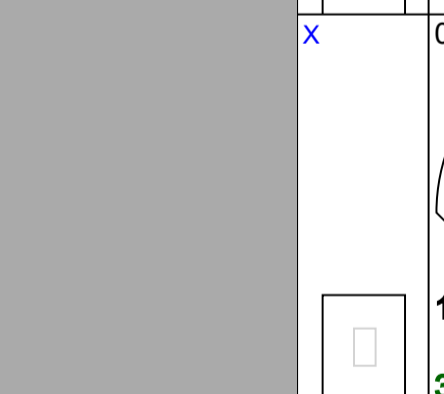
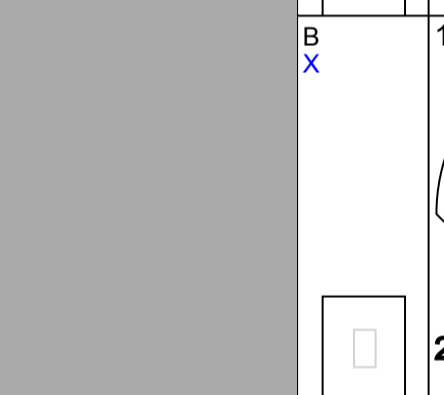
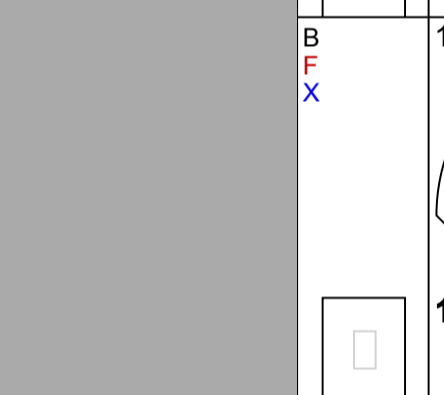
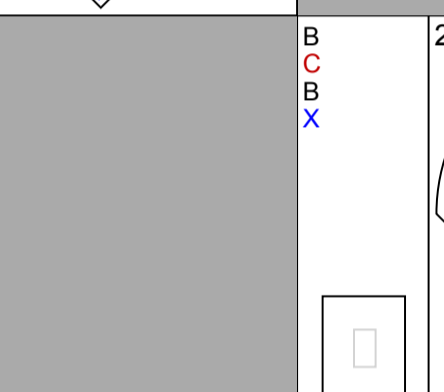
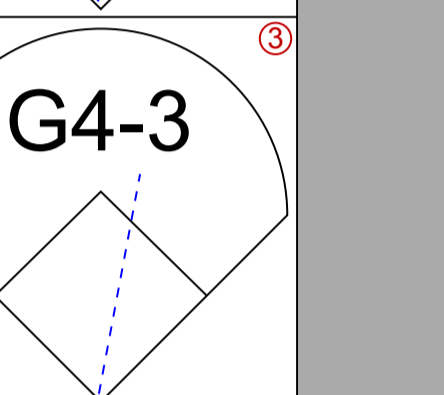
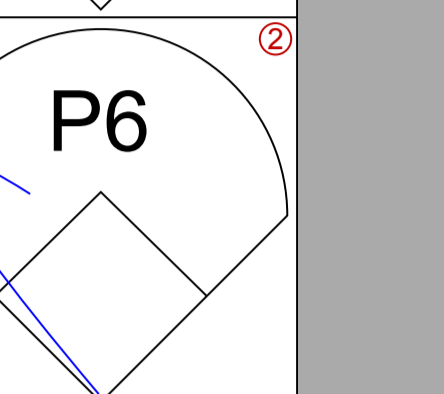
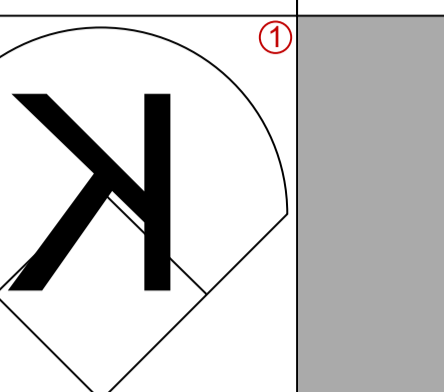
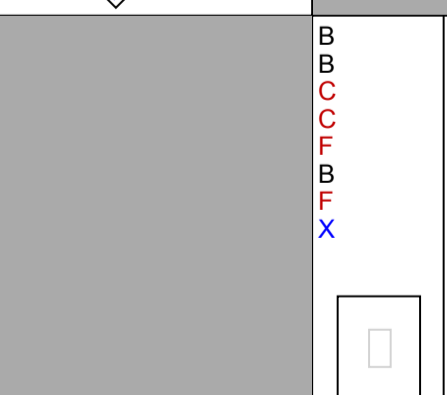
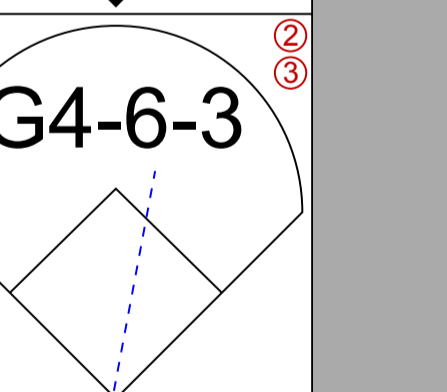
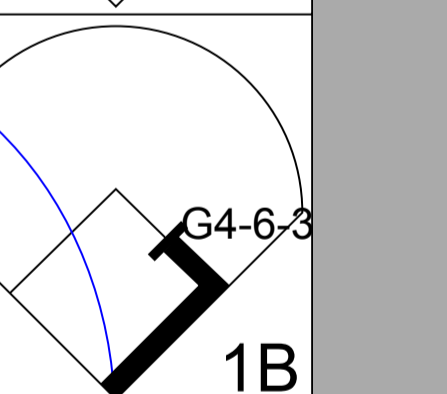
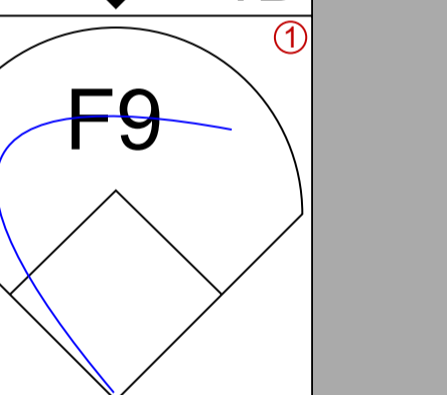
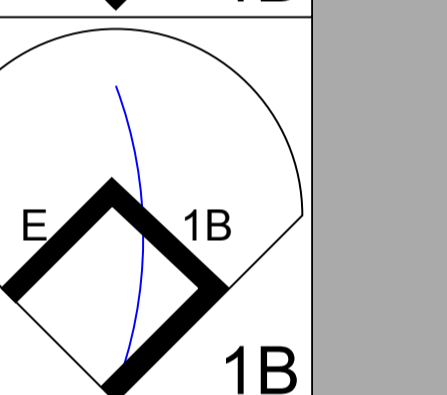
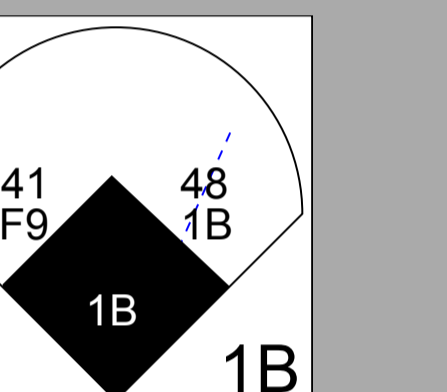

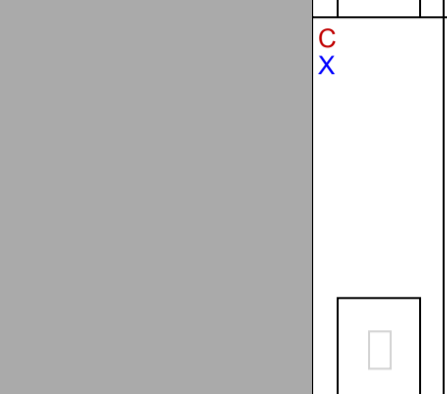
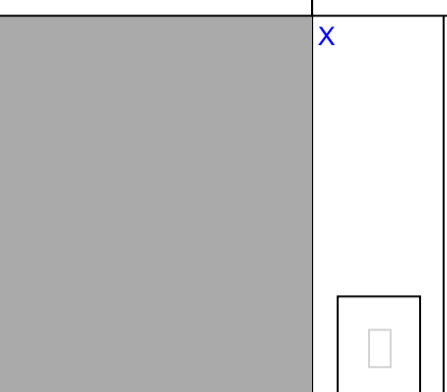
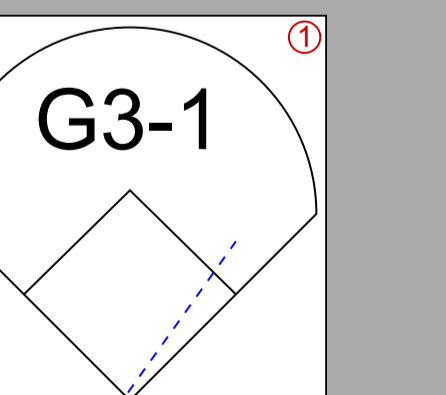

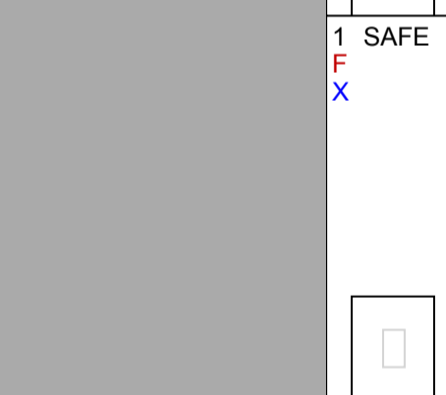
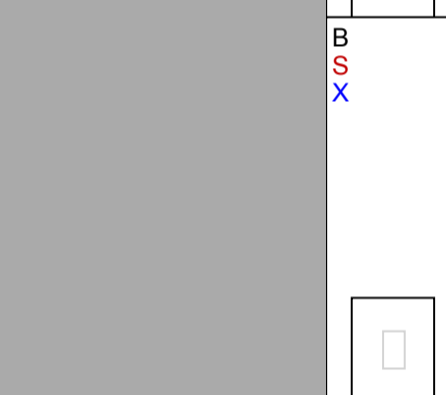
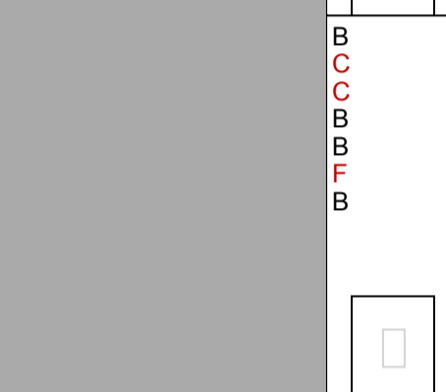
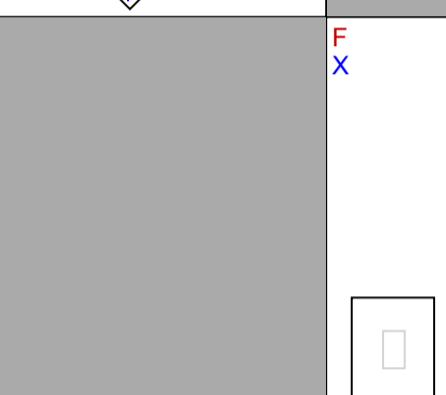
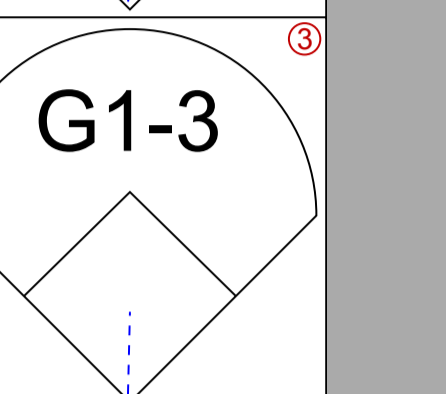
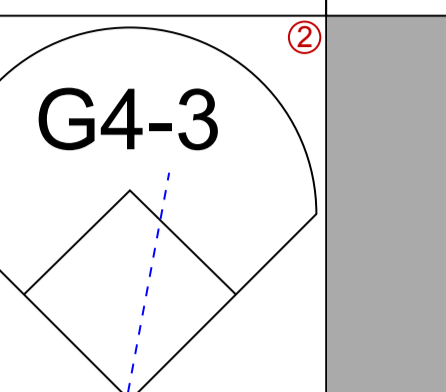
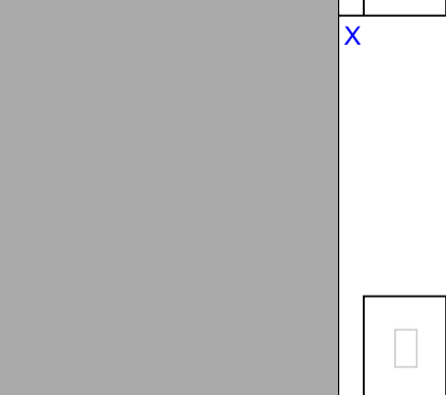
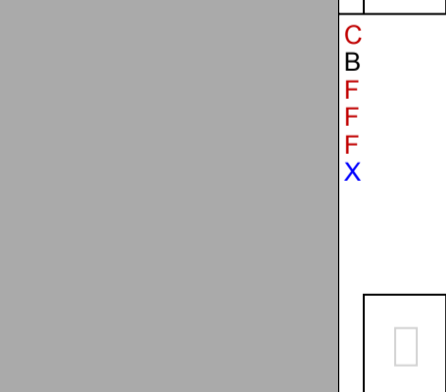
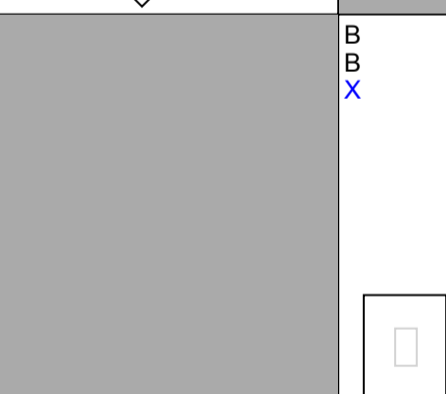
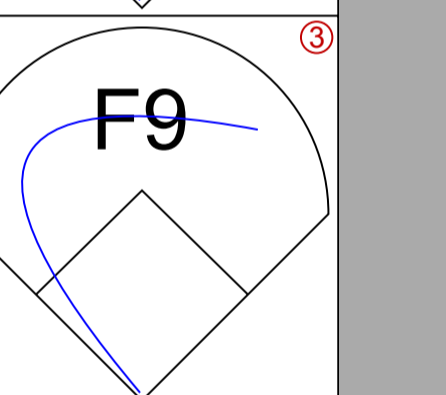
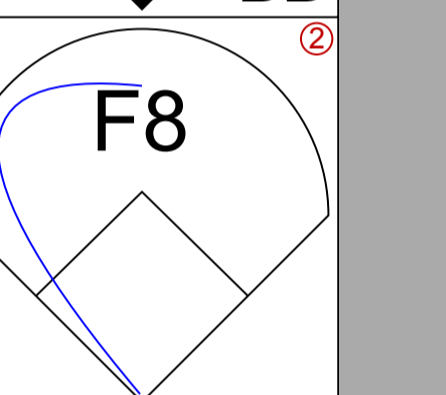
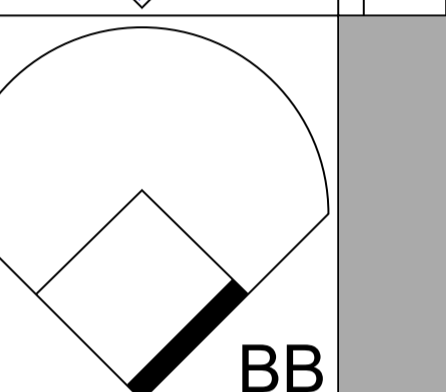
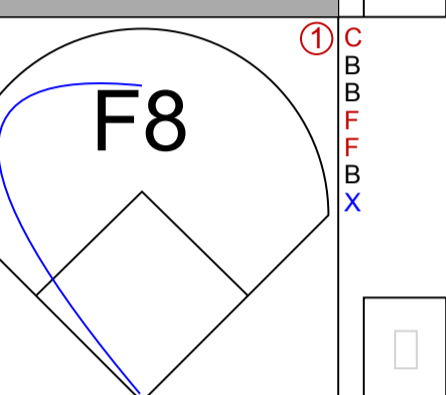
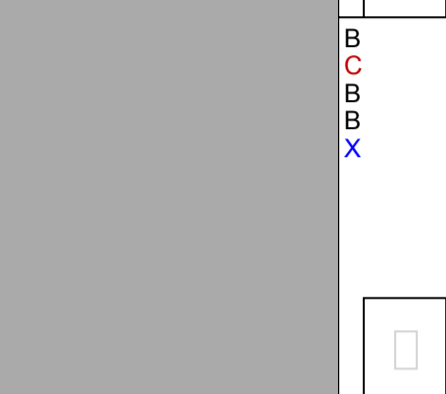

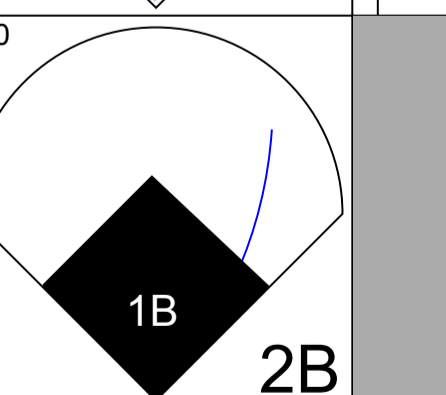
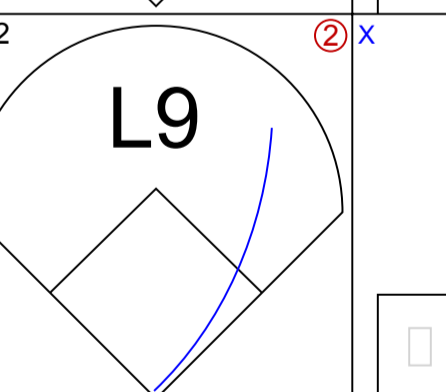
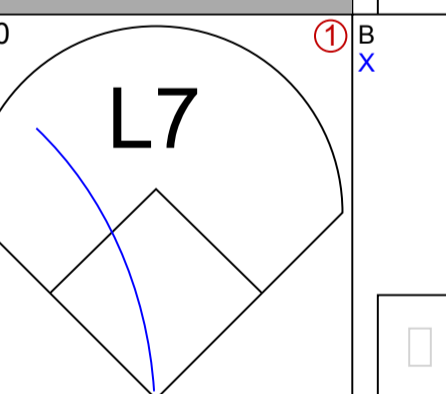
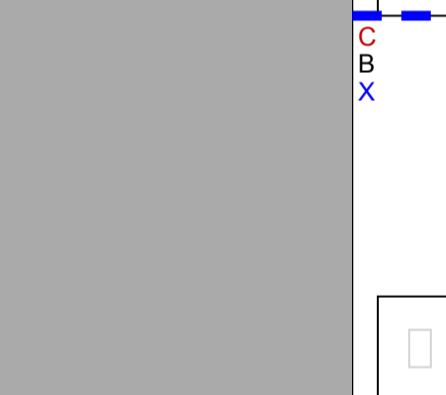

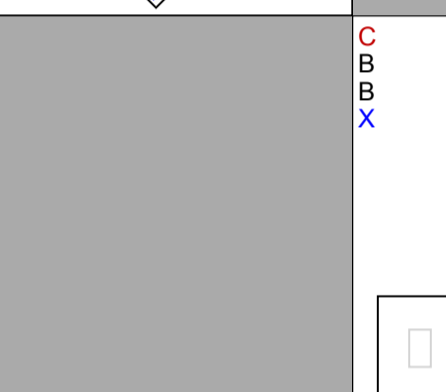
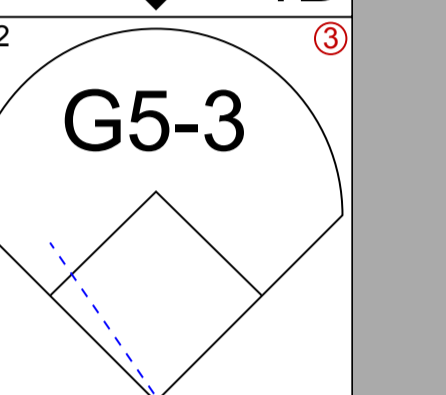
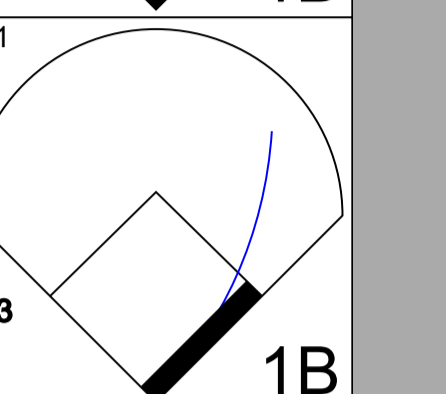
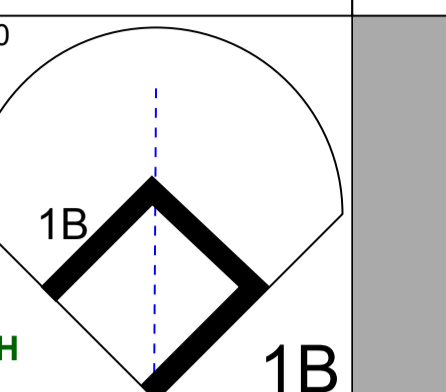
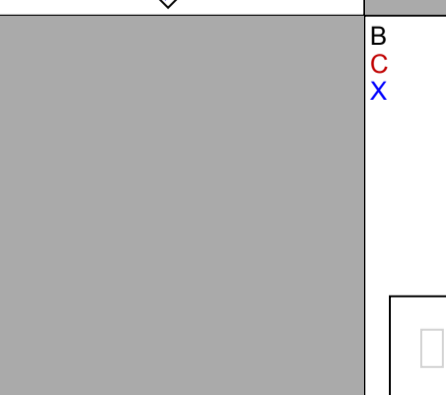
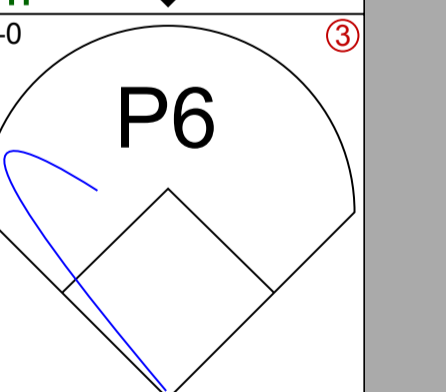
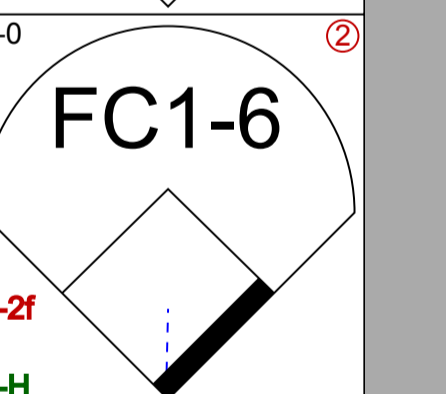
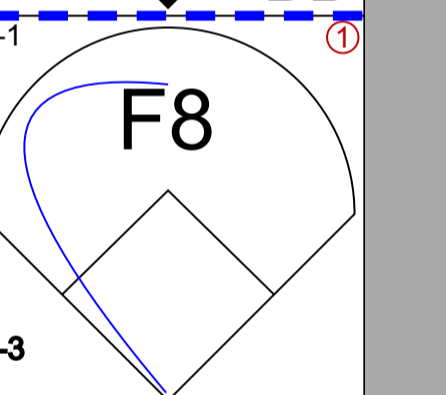
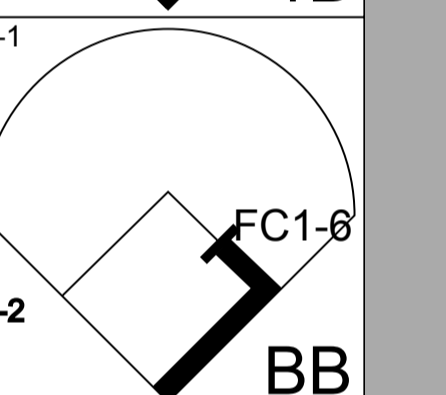
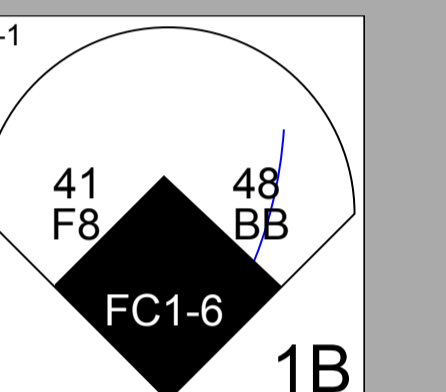

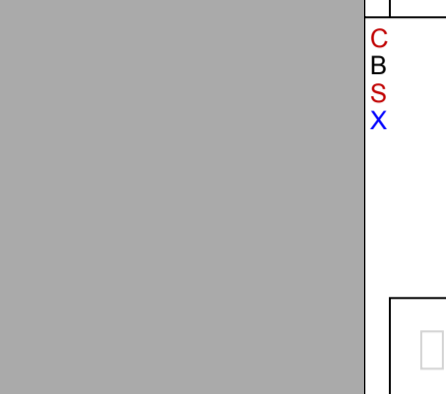
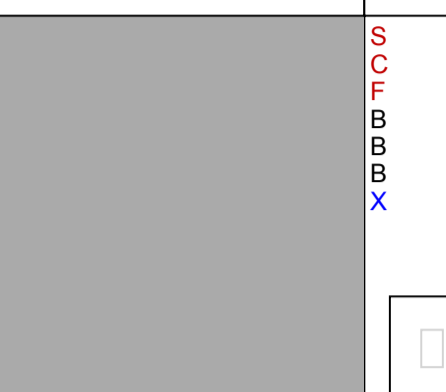
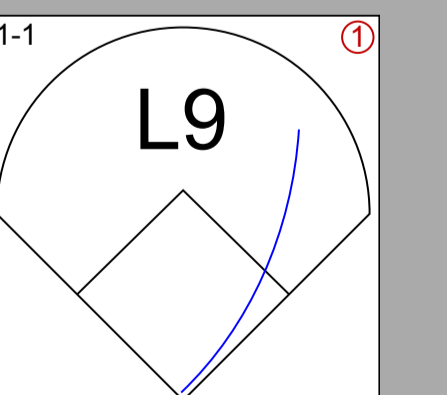



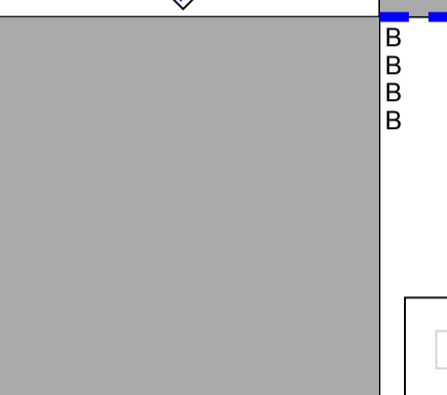
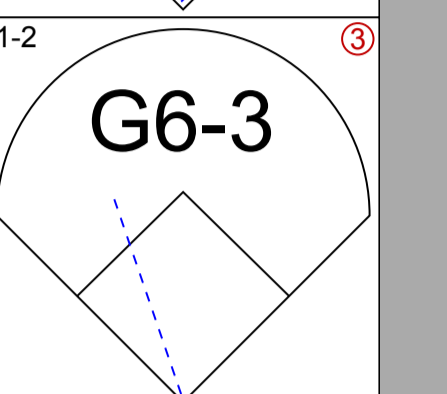
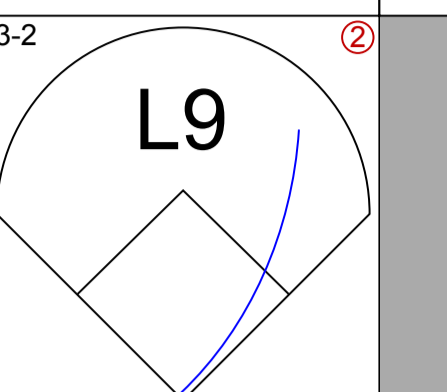

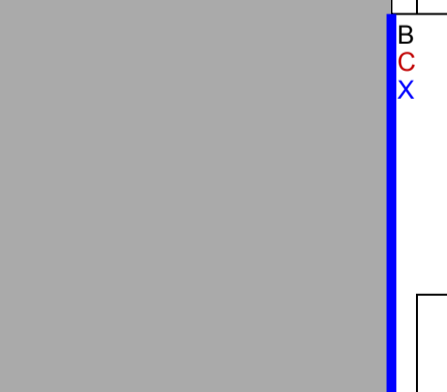

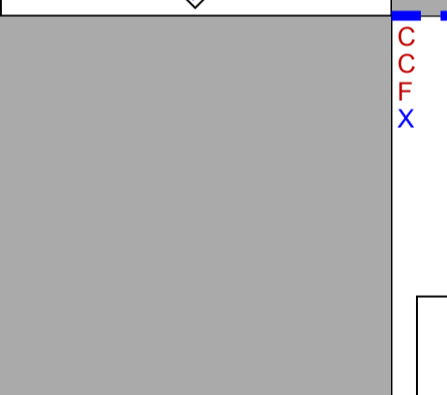
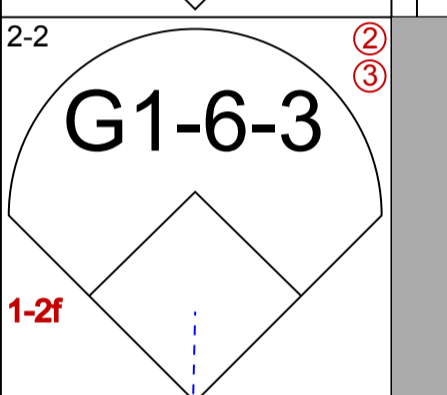
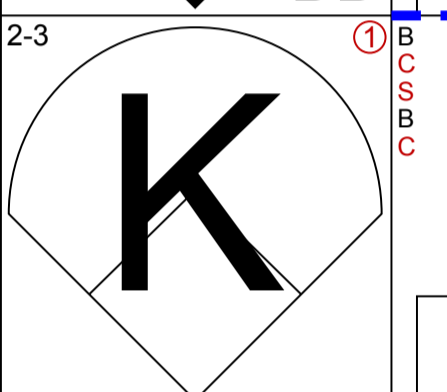
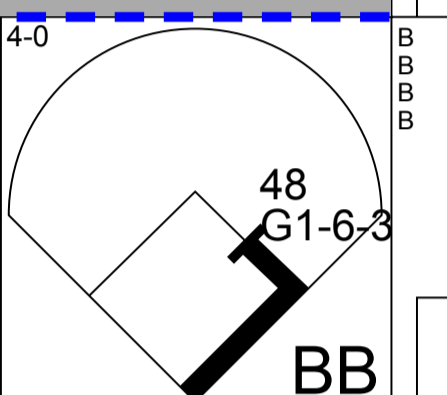


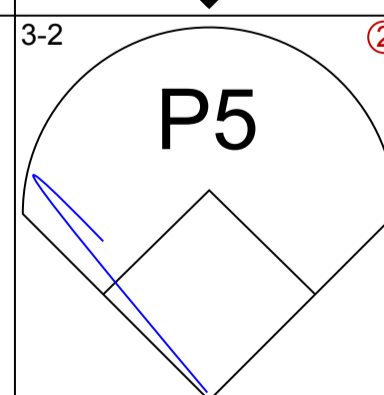
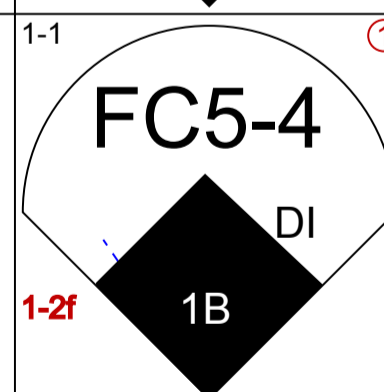
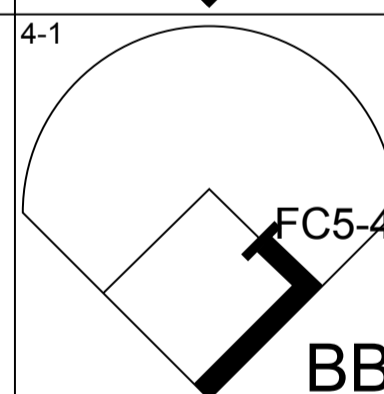
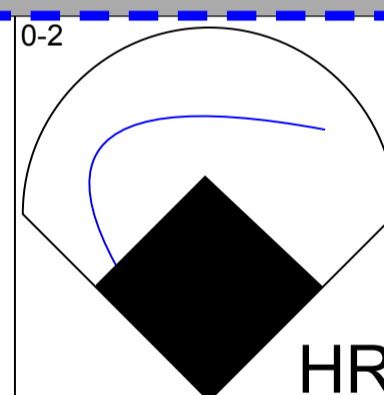

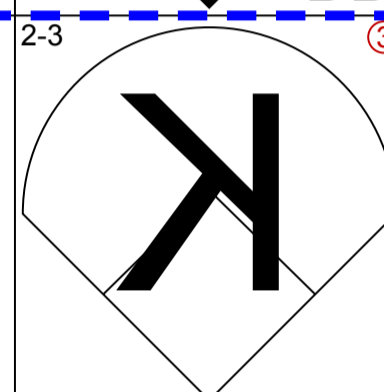
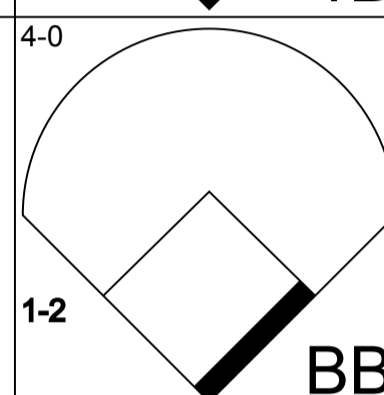
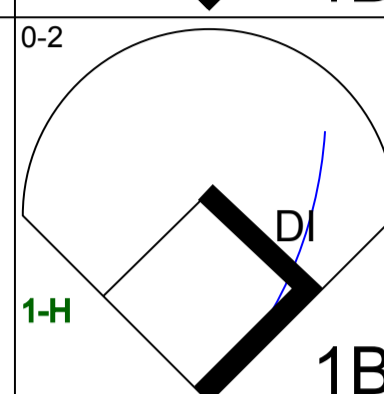
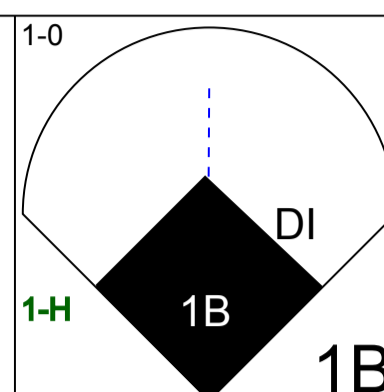
3 0 1 2 1 0 1

3 0 0 0 0 0 3

1 1 0 0 0 0 1

4 1 1 0 0 0 1

1B: 8 SF: 0  
2B: 1 SAC: 0  
3B: 0 DP: 2  
HR: 1 HBP: 0



Matt Lawton, L (1, 7)  
OBP: 0.333, SLG: 0.488

Omar Vizquel, S (1, 6)  
OBP: 0.364, SLG: 0.375

Jody Gerut, L (1, 9)  
OBP: 0.326, SLG: 0.308

Casey Blake, R (1, 5)

48 Travis Hafner, L (1, 10)  
OBP: 0.419, SLG: 0.929

41 Victor Martinez, S (1, 2)  
OBP: 0.214, SLG: 0.385

Ben Broussard, L (1, 3)  
OBP: 0.538, SLG: 0.455

Ronnie Belliard, R (1, 4)  
OBP: 0.439, SLG: 0.500  
John McDonald, R (9, 4)

Coco Crisp, S (1, 8)  
OBP: 0.303, SLG: 0.387

Inning Stats

PITCHER  
Carlos Silva, R (1, 1) ERA: 5.73  
Aaron Fultz, L (6, 1) ERA: 1.35  
J.C. Romero, L (8, 1) ERA:  
36 Joe Nathan, R (9, 1) ERA: 7.36  
Juan Rincon, R (9, 1) ERA: 3.6

R: 0 H: 0  
E: 0 LOB: 0  
K: 1 BB: 0  
S: 6 P: 10

R: 1 H: 3  
E: 1 LOB: 1  
K: 0 BB: 0  
S: 9 P: 14

R: 0 H: 0  
E: 0 LOB: 0  
K: 0 BB: 0  
S: 8 P: 11

R: 0 H: 0  
E: 0 LOB: 1  
K: 0 BB: 1  
S: 9 P: 14

R: 1 H: 3  
E: 0 LOB: 2  
K: 0 BB: 0  
S: 14 P: 24

R: 1 H: 1  
E: 0 LOB: 1  
K: 0 BB: 1  
S: 7 P: 15

R: 0 H: 0  
E: 0 LOB: 0  
K: 0 BB: 0  
S: 9 P: 14

R: 0 H: 0  
E: 0 LOB: 0  
K: 1 BB: 1  
S: 6 P: 14

R: 3 H: 3  
E: 0 LOB: 2  
K: 1 BB: 2  
S: 19 P: 34

1B: 8 SF: 0  
2B: 1 SAC: 0  
3B: 0 DP: 2  
HR: 1 HBP: 0

Table with columns: PITCHER, IP, WLS, BF, H, R, ER, SO, BB, IBB, HBP, BLK, WP, HR, S, P, ERA, WHIP. Rows include Carlos Silva, Aaron Fultz, J.C. Romero, 36 Joe Nathan, and Juan Rincon.

Table with columns: PITCHER, IP, WLS, BF, H, R, ER, SO, BB, IBB, HBP, BLK, WP, HR, S, P, ERA, WHIP. Rows include Carlos Silva, Aaron Fultz, J.C. Romero, 36 Joe Nathan, and Juan Rincon.

Batter	1	2	3	4	5	6	7	8	9	AB R H RBI BB SO LOB	TOP	
Shannon Stewart, R (1, 10) OBP: 0.490, SLG: 0.472	2-2 G3-6-1 1B		0-2 G4-3		4-2 BB		1-2 P3		4-0 IBB	3 0 1 0 2 0 1		
Luis Rivas, R (1, 4) OBP: 0.265, SLG: 0.394	0-1 F9			2-2 G1-3	0-0 P3			1-3 K2-3	1-0 G1-2-3 3-Hr	5 0 0 0 0 1 6		
Doug Mientkiewicz, L (1, 3) OBP: 0.439, SLG: 0.500 Jose Offerman, S (1, 3) OBP: 0.375, SLG: 0.733	3-1 G3-6-1 1-2f			2-1 1B 2B		2-2 G1-3		0-0 L8		1 0 0 0 0 0 1 3 1 1 0 0 0 0		
Corey Koskie, L (1, 5) OBP: 0.361, SLG: 0.571		1-2 20 HBP		2-2 5 2-H 1B		2-3 K		1-1 HR		3 1 2 2 0 1 0		
5 Michael Cuddyer, R (1, 7) OBP: 0.280, SLG: 0.292		2-2 F8		2-3 K 1-3		1-0 2B		0-0 F9		4 0 1 0 0 1 2		
Jacque Jones, L (1, 9) OBP: 0.300, SLG: 0.528		0-0 L7		1-3 K		3-0 G3-1			0-1 HR	4 1 1 1 0 1 3		
20 Lew Ford, R (1, 8) OBP: 0.368, SLG: 0.500		1-0 L9			2-0 S 1B		1-0 G5-3		1-1 SH2-3 G1-2-3 BB 1B	4 0 2 0 0 0 1	AB 33 R 3 H 9 RBI 3 BB 3 SO 5 LOB 17	
Henry Blanco, R (1, 2) OBP: 0.500, SLG: 0.840			1-2 F8		1-1 L9		1-0 1B		1 SAFE 4-0 SH2-3 BB	3 0 1 0 1 0 1		
Cristian Guzman, S (1, 6) OBP: 0.306, SLG: 0.444			0-1 G6-3		2-2 F7		1-3 K		0-0 SH2-3 1-2 2-3	3 0 0 0 0 1 2		
Inning Stats	R: 0 E: 0 K: 0 S: 7 H: 1 LOB: 0 BB: 0 P: 12	R: 0 E: 0 K: 0 S: 8 H: 0 LOB: 1 BB: 0 P: 12	R: 0 E: 0 K: 0 S: 8 H: 0 LOB: 0 BB: 0 P: 9	R: 1 E: 0 K: 2 S: 18 H: 2 LOB: 1 BB: 0 P: 27	R: 0 E: 0 K: 0 S: 9 H: 1 LOB: 2 BB: 1 P: 18	R: 0 E: 0 K: 1 S: 9 H: 1 LOB: 1 BB: 0 P: 17	R: 0 E: 0 K: 1 S: 8 H: 1 LOB: 1 BB: 0 P: 12	R: 1 E: 0 K: 1 S: 7 H: 1 LOB: 0 BB: 0 P: 9	R: 1 E: 0 K: 0 S: 6 H: 2 LOB: 2 BB: 2 P: 16	1B: 5 2B: 2 3B: 0 HR: 2 SF: 0 SAC: 1 DP: 2 HBP: 1	WP: 0 PB: 0 SB: 3 CS: 0 PA: 38	
PITCHER	IP WLS BF H R ER SO BB IBB HBP BLK WP HR S P ERA WHIP											
Jason Stanford, L (1, 1) ERA: 0.82	6.0 L 24 5 1 1 3 1 0 1 0 0 0 0 59 95 1.50 1.000											
Jack Cressend, R (7, 1) ERA: 3.52	2.0 8 2 1 1 2 0 0 0 0 0 1 15 21 4.50 1.000											
David Riske, R (9, 1) ERA: 15.75	1.0 6 2 1 1 0 1 1 0 0 0 1 6 16 9.00 3.000											

Minnesota Twins @ Cleveland Indians  
 Jacobs Field, Cleveland, OH  
 Thu Apr 15 2004, 7:05 PM EDT  
 Att. 15,105 - Sunny - 52 F

livebaseballscorecards.com



Batter	1	2	3	4	5	6	7	8	9	AB	R	H	RBI	BB	SO	LOB
<b>Matt Lawton, L</b> (1, 7) OBP: 0.306, SLG: 0.447	2-2 F8		3-1 G5-3		0-3 K			1-0 F9		4	0	0	0	0	1	2
<b>Omar Vizquel, S</b> (1, 6) OBP: 0.354, SLG: 0.364	1-2 1B		0-0 F8			1-1 G4-3		3-2 G3-1		4	0	1	0	0	0	0
<b>Jody Gerut, L</b> (1, 9) OBP: 0.340, SLG: 0.310	0-2 1B			0-0 G6-3		0-2 P1		4-2 41 S BB		3	0	1	0	0	1	0
<b>Casey Blake, R</b> (1, 5) OBP: 0.408, SLG: 0.442	3-3 K			2-1 G1-3		2-1 1B		1-3 K		4	0	1	0	0	2	3
<b>48 Travis Hafner, L</b> (1, 10) OBP: 0.371, SLG: 0.813				2-2 F8		0-0 P5		1-3 K		4	0	0	0	0	2	2
<b>41 Victor Martinez, S</b> (1, 2) OBP: 0.188, SLG: 0.333						3-2 E4 BB		3-1 F8		4	0	0	0	0	0	1
<b>Ben Broussard, L</b> (1, 3) OBP: 0.563, SLG: 0.462						4-0 SAFE 1B BB		1-2 F9		2	0	1	0	1	0	0
<b>Alex Escobar, R</b> (1, 8) OBP: 0.200, SLG: 0.143						1-3 K		2-0 G6-3		3	0	0	0	0	2	3
<b>John McDonald, R</b> (1, 4) <b>Ronnie Belliard, R</b> (8, PH) (9, 4) OBP: 0.429, SLG: 0.487						1-1 F9		1-2 L1		2	0	0	0	0	0	2
										1	0	0	0	0	0	0

<b>Inning Stats</b>	R: 0 E: 0 K: 1 S: 12	H: 2 LOB: 2 BB: 0 P: 18	R: 0 E: 0 K: 2 S: 11	H: 1 LOB: 1 BB: 0 P: 15	R: 0 E: 0 K: 0 S: 6	H: 0 LOB: 0 BB: 0 P: 10	R: 0 E: 0 K: 0 S: 6	H: 0 LOB: 0 BB: 0 P: 10	R: 0 E: 1 K: 2 S: 11	H: 1 LOB: 2 BB: 1 P: 20	R: 0 E: 0 K: 0 S: 8	H: 0 LOB: 0 BB: 0 P: 13	R: 0 E: 0 K: 0 S: 10	H: 0 LOB: 0 BB: 0 P: 15	R: 0 E: 0 K: 2 S: 12	H: 0 LOB: 1 BB: 1 P: 21	1B: 4 2B: 1 3B: 0 HR: 0	SF: 0 SAC: 0 DP: 1 HBP: 0
---------------------	-------------------------------	----------------------------------	-------------------------------	----------------------------------	------------------------------	----------------------------------	------------------------------	----------------------------------	-------------------------------	----------------------------------	------------------------------	----------------------------------	-------------------------------	----------------------------------	-------------------------------	----------------------------------	----------------------------------	------------------------------------

<b>PITCHER</b>	IP	WLS	BF	H	R	ER	SO	BB	IBB	HBP	BLK	WP	HR	S	P	ERA	WHIP	WP: 0	PA: 33
<b>Brad Radke, R</b> (1, 1) ERA: 3.32	8.0	W	29	4	0	0	5	1	0	0	0	0	0	72	112	0.00	0.625	PB: 0	
<b>36 Joe Nathan, R</b> (9, 1) ERA: 5.79	1.0	S	4	0	0	0	2	1	0	0	0	0	0	12	21	0.00	1.000	SB: 1	

**MINNESOTA TWINS @ CLEVELAND INDIANS**  
Jacobs Field, Cleveland, OH  
Thu Apr 15 2004, 7:05 PM EDT  
Att. 15,105 - Sunny - 52 F

<b>AB</b>	<b>31</b>
<b>R</b>	<b>0</b>
<b>H</b>	<b>4</b>
<b>RBI</b>	<b>0</b>
<b>BB</b>	<b>2</b>
<b>SO</b>	<b>7</b>
<b>LOB</b>	<b>13</b>



Batter	1	2	3	4	5	6	7	8	9	AB R H RBI BB SO LOB	TOP												
Alex Sanchez, L (1, 8) OBP: 0.278, SLG: 0.417	2-3 		3-3 		1-3 K2-3 			1-0 		4 1 1 0 0 3 0													
Fernando Vina, L (1, 4) OBP: 0.348, SLG: 0.357	0-1 		2-1 F7 		0-1 			1-0 G3-1 		4 0 2 0 0 0 2													
Ivan Rodriguez, R (1, 2) OBP: 0.381, SLG: 0.513	4-0 			0-0 		0-0 F8 		2-1 		3 1 2 2 1 0 0													
Rondell White, R (1, 7) OBP: 0.439, SLG: 0.531	2-3 			0-0 		2-1 G4-3 		0-2 		4 0 1 1 0 2 3													
Craig Monroe, R (1, 9) OBP: 0.353, SLG: 0.379	2-1 FC5-4 			2-2 G5-3 		3-1 F9 		2-2 G4-3 		4 0 0 0 0 0 4													
9 Carlos Guillen, S (1, 6) OBP: 0.375, SLG: 0.382		4-0 		2-1 P3 		2-2 G1-3 		2-2 		3 0 1 0 1 0 1													
Carlos Pena, L (1, 3) OBP: 0.368, SLG: 0.667		1-0 G3-6-3 		4-1 		0-0 G3-1 		3-2 		3 0 0 0 1 1 2													
30 Chris Shelton, R (1, 10)		0-3 		3-2 P3 		1-2 L7 		0-0 G6-3 		4 0 0 0 0 1 3													
15 Brandon Inge, R (1, 5) OBP: 0.333, SLG: 0.231			3-2 G5-3 		0-0 G5-3 			1-0 		4 1 1 0 0 1 1													
<b>Inning Stats</b>	R: 0 E: 0 K: 2 S: 10	H: 1 LOB: 2 BB: 1 P: 20	R: 0 E: 0 K: 1 S: 4	H: 0 LOB: 0 BB: 1 P: 9	R: 0 E: 0 K: 1 S: 8	H: 0 LOB: 0 BB: 0 P: 16	R: 1 E: 0 K: 0 S: 19	H: 2 LOB: 2 BB: 1 P: 30	R: 0 E: 0 K: 1 S: 9	H: 1 LOB: 1 BB: 0 P: 10	R: 0 E: 0 K: 0 S: 5	H: 0 LOB: 0 BB: 0 P: 10	R: 0 E: 0 K: 0 S: 7	H: 0 LOB: 0 BB: 0 P: 10	R: 2 E: 0 K: 1 S: 12	H: 3 LOB: 1 BB: 0 P: 19	R: 0 E: 0 K: 2 S: 12	H: 1 LOB: 1 BB: 0 P: 17	1B: 6 2B: 2 3B: 0 HR: 0	SF: 0 SAC: 0 DP: 1 HBP: 0	WP: 0 PB: 0 SB: 0 CS: 0	PA: 36	
<b>PITCHER</b>	IP WLS BF H R ER SO BB IBB HBP BLK WP HR S P ERA WHIP																					<b>PITCHER</b>	IP WLS BF H R ER SO BB IBB HBP BLK WP HR S P ERA WHIP
CC Sabathia, L (1, 1) ERA: 1.71	6.0 W 23 4 1 1 5 3 0 0 0 0 0 0 55 95 1.50 1.167																						
Chad Durbin, R (7, 1) ERA: 8.59	2.0 9 3 2 2 1 0 0 0 0 0 0 0 19 29 9.00 1.500																						
63 Rafael Betancourt, R (9, 1) ERA: 1.35	1.0 4 1 0 0 2 0 0 0 0 0 0 0 12 17 0.00 1.000																						

Detroit Tigers @ Cleveland Indians  
 Jacobs Field, Cleveland, OH  
 Fri Apr 16 2004, 7:05 PM EDT  
 Att. 18,507 - Cloudy - 73 F

livebaseballscorecards.com

AB	33
R	3
H	8
RBI	3
BB	3
SO	8
LOB	16



BOTTOM

Detroit Tigers @ Cleveland Indians  
Jacobs Field, Cleveland, OH

Fri Apr 16 2004, 7:05 PM EDT  
Att. 18,507 - Cloudy - 73 F

livebaseballscorecards.com

AB 39  
R 10  
H 19  
RBI 9  
BB 5  
SO 3  
LOB 21



WP: 0 PA: 45  
PB: 0  
SB: 0  
CS: 0

AB R H RBI BB SO LOB  
3 1 2 1 0 0 1  
1 0 0 0 0 0 0

5 1 2 0 0 0 3

5 3 5 3 0 0 0

4 1 1 1 1 1 3

4 0 2 0 1 1 4

4 1 3 3 1 0 1

3 0 0 0 1 0 3  
1 0 0 0 0 0 0

5 2 2 0 0 0 3

4 1 2 1 1 1 3

1B: 13 SF: 0  
2B: 4 SAC: 0  
3B: 0 DP: 2  
HR: 2 HBP: 1

Batter	1	2	3	4	5	6	7	8	9
Matt Lawton, L OBP: 0.340, SLG: 0.460 Coco Crisp, S OBP: 0.294, SLG: 0.375 (1, 7) (7, PH) (8, 8)	3-1 G5-3 HBP	0-0 1-2 1B		0-2 G5-4-3 1-2f		0-1 1-2 2-H 2B 1B	1-2 L9		
Omar Vizquel, S OBP: 0.358, SLG: 0.367 (1, 6)	2-1 G5-3 1-2	0-1 F7		3-1 F9		0-1 1-2 2-3 2B 41 1B 1B	1-1 2B 1B		
Jody Gerut, L OBP: 0.400, SLG: 0.511 (1, 9)	1-2 E 2B			1-2 G5-3 1B		1-1 HR	1-1 1-3 2-H 3-H 41 1B 2B	1-0 1-3 2B	
Casey Blake, R OBP: 0.407, SLG: 0.426 (1, 5)	1-1 E9 48 BLK 1B			3-1 G5-3 1-2		0-0 G6-3	0-2 K	4-0 48 G3-6-3 IBB	
48 Travis Hafner, L OBP: 0.400, SLG: 0.778 (1, 10)	3-2 1B			2-3 K		1-0 41 1B 1B	4-0 BB 41 1B IBB	2-0 G3-6-3 1-2f	
41 Victor Martinez, S OBP: 0.270, SLG: 0.471 (1, 2)	1-2 G4-3			4-0 BB		2-2 1-2 1B	0-0 BB 1B	0-0 HR	
Ben Broussard, L OBP: 0.500, SLG: 0.375 Lou Merloni, R OBP: 0.333, SLG: 0.273 (1, 3) (8, 3)				2-1 F7		2-2 G6-3	4-1 1-2 2-3 BB	2-1 G6-3	
Alex Escobar, R OBP: 0.229, SLG: 0.212 (1, 8) (8, 7)				1-0 1B 2B		1-0 1B 2B	0-1 1B 2B	1-1 F7	
Ronnie Belliard, R OBP: 0.447, SLG: 0.488 (1, 4)				1-1 G5-4-3 1B		1-0 1B 2B K	1-0 1B 2B K	0-0 L9	

Inning Stats	R: 2	H: 3	E: 1	LOB: 1	K: 0	P: 25	R: 0	H: 1	E: 0	LOB: 2	K: 0	P: 13	R: 0	H: 1	E: 0	LOB: 2	K: 1	P: 23	R: 1	H: 2	E: 0	LOB: 0	K: 0	P: 13	R: 1	H: 3	E: 0	LOB: 1	K: 0	P: 18	R: 5	H: 6	E: 0	LOB: 3	K: 2	P: 28	R: 0	H: 2	E: 0	LOB: 2	K: 0	P: 17	R: 1	H: 1	E: 0	LOB: 0	K: 0	P: 9
--------------	------	------	------	--------	------	-------	------	------	------	--------	------	-------	------	------	------	--------	------	-------	------	------	------	--------	------	-------	------	------	------	--------	------	-------	------	------	------	--------	------	-------	------	------	------	--------	------	-------	------	------	------	--------	------	------

PITCHER	IP	WLS	BF	H	R	ER	SO	BB	IBB	HBP	BLK	WP	HR	S	P	ERA	WHIP
34 Nate Cornejo, R ERA: 9.0 (1, 1)	5.0	L	29	14	8	8	1	2	0	1	1	0	0	60	100	14.40	3.200
Ugueth Urbina, R ERA: 9.0 (6, 1)	1.0		7	2	1	1	2	1	1	0	0	0	0	11	20	9.00	3.000
Jamie Walker, L ERA: 1.93 (7, 1)	1.0		5	2	0	0	0	0	1	0	0	0	0	8	17	0.00	2.000
Danny Patterson, R ERA: 6.35 (8, 1)	1.0		4	1	1	1	0	0	0	0	0	0	1	6	9	9.00	1.000

Batter	1	2	3	4	5	6	7	8	9	AB R H RBI BB SO LOB	TOP											
Alex Sanchez, L (1, 8) OBP: 0.300, SLG: 0.425	0-1 E S G3 1B		0-1 SH1-3 1-2		3-1 FC4-6 E 1-2f	3-3 K		1-0 FC5-2 G5-3 1B		4 2 2 0 0 1 3												
Fernando Vina, L (1, 4) OBP: 0.373, SLG: 0.356	4-0 PB G3 1-3 BB		4-0 BB		2-2 G6-3 1-3		3-2 G4-3	0-0 G5-3 FC5-2 1B		3 0 1 1 2 0 1												
Ivan Rodriguez, R (1, 2) OBP: 0.383, SLG: 0.523	0-1 G3 1-2 3-H		1-2 K			0-0 1B 2B	2-2 BB 1B	0-2 FC5-2 G5-3 1-2 2-3 3-H		5 1 2 1 0 1 6												
Rondell White, R (1, 7) OBP: 0.435, SLG: 0.514	1-0 G4-3 2-3		1-3 K			0-0 BB 1B 2-H	1-2 BB 1B	1-1 G5-3 1-2 2-3 3-H		5 1 2 2 0 1 5												
Carlos Pena, L (1, 3) OBP: 0.349, SLG: 0.600	3-1 F8			0-1 G6-3		4-1 1B 20 SF7 BB	0-3 K	3-1 P5		4 1 0 0 1 1 5												
Bobby Higginson, L (1, 9) OBP: 0.410, SLG: 0.433		2-0 P5		0-1 G3		1-0 L4	4-0 FC5-4 BB		1-3 K	4 0 0 0 1 1 2												
Greg Norton, S (1, 10) OBP: 0.136, SLG: 0.050		0-2 P6		2-3 K		4-1 1B BB	1-0 FC5-4		1-2 F7	4 0 0 0 1 1 3												
Eric Munson, L (1, 5) OBP: 0.267, SLG: 0.533 15 Brandon Inge, R (6, PR) OBP: 0.412, SLG: 0.333 (6, 5)		1-3 K			0-2 FC4-6 1B	1-0 1B		2-2 1B 20 E 1B	0-0 20 S 1B	3 0 2 1 0 1 0 2 1 2 0 0 0 0												
20 Omar Infante, R (1, 6) OBP: 0.167, SLG: 0.200			0-2 SH1-3 1B		2-1 F9	0-1 SF7 3-H		0-1 E1 1B FC5-2 1B	0-3 K	4 0 1 1 0 1 3												
<b>Inning Stats</b>	R: 1 E: 0 K: 0 S: 7	H: 1 LOB: 1 BB: 1 P: 15	R: 0 E: 0 K: 1 S: 7	H: 0 LOB: 0 BB: 0 P: 10	R: 0 E: 0 K: 2 S: 14	H: 1 LOB: 2 BB: 1 P: 20	R: 0 E: 0 K: 1 S: 7	H: 0 LOB: 0 BB: 0 P: 9	R: 0 E: 1 K: 0 S: 13	H: 1 LOB: 1 BB: 0 P: 20	R: 3 E: 0 K: 1 S: 12	H: 3 LOB: 2 BB: 2 P: 25	R: 0 E: 0 K: 1 S: 13	H: 2 LOB: 3 BB: 1 P: 24	R: 2 E: 1 K: 0 S: 14	H: 3 LOB: 2 BB: 0 P: 21	R: 0 E: 0 K: 2 S: 11	H: 1 LOB: 1 BB: 0 P: 13	1B: 11 2B: 1 3B: 0 HR: 0	SF: 1 SAC: 1 DP: 0 HBP: 0	WP: 0 PB: 1 SB: 2 CS: 0	PA: 45
<b>PITCHER</b>	IP WLS BF H R ER SO BB IBB HBP BLK WP HR S P ERA WHIP																					
Jason Davis, R (1, 1) ERA: 4.08	5.1 L 25 5 4 3 4 4 0 0 0 0 0 0 53 88 5.06 1.688																					
Scott Stewart, L (6, 1) ERA: 16.2	1.2 9 3 0 0 2 1 0 0 0 0 0 0 20 35 0.00 2.400																					
David Lee, R (8, 1) ERA:	2.0 11 4 2 0 2 0 0 0 0 0 0 0 25 34 0.00 2.000																					

**Detroit Tigers @ Cleveland Indians**  
 Jacobs Field, Cleveland, OH  
 Sat Apr 17 2004, 1:05 PM EDT  
 Att. 18,955 - Cloudy - 77 F

[livebaseballscorecards.com](http://livebaseballscorecards.com)

AB	38
R	6
H	12
RBI	6
BB	5
SO	8
LOB	28





Batter	1	2	3	4	5	6	7	8	9	AB R H RBI BB SO LOB
Ronnie Belliard, R (1, 4) OBP: 0.462, SLG: 0.521	2-2 G5-3		1-2 1B		0-0 1B 2B		3-3 K		2-2 E5 G3 1B	5 0 3 0 0 1 0
Lou Merloni, R (1, 3) OBP: 0.375, SLG: 0.333 Ben Broussard, L (9, PH) OBP: 0.476, SLG: 0.353	0-1 F9		1-0 1B		0-0 1B		2-1 L3		2-1 G3	4 0 2 0 0 0 0 1 0 0 0 0 0 1
Jody Gerut, L (1, 9) OBP: 0.383, SLG: 0.481	2-1 G3		3-3 K		1-0 FC1-6-2			3-2 48 1B SF7 1B	0-0 G4-3	5 1 1 0 0 1 6
Casey Blake, R (1, 5) OBP: 0.379, SLG: 0.392		1-3 K	1-3 K		1-1 G4-3			3-1 F7		4 0 0 0 0 2 5
48 Travis Hafner, L (1, 10) OBP: 0.386, SLG: 0.725		3-1 G4-3		2-2 G1-3		0-0 G1-3		0-1 41 BB 1B		4 0 1 0 0 0 0
Alex Escobar, R (1, 7) OBP: 0.263, SLG: 0.229 Matt Lawton, L (8, PH) OBP: 0.333, SLG: 0.460		4-2 BB		2-1 1B		3-2 K		1-0 SF7		2 0 1 0 1 1 0 0 0 0 1 0 0 0
Tim Laker, R (1, 2) OBP: 0.353, SLG: 0.500 41 Victor Martinez, S (8, PH) OBP: 0.289, SLG: 0.471		3-3 K		0-0 FC6-4 1B		1-0 FC6-4 1B		4-2 FC6-4 BB		3 0 2 0 0 1 1 0 0 0 0 1 0 0
Coco Crisp, S (1, 8) OBP: 0.263, SLG: 0.333			3-1 P4		1-3 K		0-0 FC6-4		2-2 FC6-4	4 0 0 0 0 1 5
John McDonald, R (1, 6) OBP: 0.125, SLG: 0.125 Omar Vizquel, S (9, PH) OBP: 0.352, SLG: 0.360			1-1 1B 1B 1B		1-0 FC6-4		0-2 G6-3		2-1 P6	3 0 1 0 0 0 2 1 0 0 0 0 0 0


Inning Stats	R: 0 E: 0 K: 0 S: 7	H: 0 LOB: 0 BB: 0 P: 11	R: 0 E: 0 K: 2 S: 11	H: 0 LOB: 1 BB: 1 P: 22	R: 0 E: 0 K: 2 S: 14	H: 3 LOB: 3 BB: 0 P: 24	R: 0 E: 0 K: 1 S: 11	H: 2 LOB: 2 BB: 0 P: 17	R: 0 E: 0 K: 0 S: 5	H: 2 LOB: 1 BB: 0 P: 7	R: 0 E: 0 K: 1 S: 6	H: 1 LOB: 1 BB: 0 P: 10	R: 0 E: 0 K: 1 S: 8	H: 0 LOB: 0 BB: 0 P: 13	R: 1 E: 0 K: 0 S: 13	H: 2 LOB: 2 BB: 1 P: 26	R: 0 E: 1 K: 0 S: 8	H: 1 LOB: 1 BB: 0 P: 14	1B: 10 2B: 2 3B: 0 HR: 0	SF: 1 SAC: 0 DP: 1 HBP: 0
--------------	------------------------------	----------------------------------	-------------------------------	----------------------------------	-------------------------------	----------------------------------	-------------------------------	----------------------------------	------------------------------	---------------------------------	------------------------------	----------------------------------	------------------------------	----------------------------------	-------------------------------	----------------------------------	------------------------------	----------------------------------	-----------------------------------	------------------------------------

PITCHER	IP	WLS	BF	H	R	ER	SO	BB	IBB	HBP	BLK	WP	HR	S	P	ERA	WHIP
Mike Maroth, L (1, 1) ERA: 3.38	7.1	W	32	10	1	1	7	1	0	0	0	0	0	69	117	1.23	1.500
Al Levine, R (8, 1) ERA: 1.42	1.2		7	1	0	0	0	1	0	0	0	0	0	14	27	0.00	1.200

**DETROIT TIGERS @ CLEVELAND INDIANS**  
**JACOBS FIELD, CLEVELAND, OH**  
 Sat Apr 17 2004, 1:05 PM EDT  
 Att: 18,955 - Cloudy - 77 F

AB	36
R	1
H	11
RBI	1
BB	2
SO	7
LOB	20

WP: 0 PA: 39  
 PB: 0  
 SB: 0  
 CS: 0



livebaseballscorecards.com

Batter	1	2	3	4	5	6	7	8	9	AB R H RBI BB SO LOB	TOP		
Alex Sanchez, L (1, 8) OBP: 0.318, SLG: 0.455 Fernando Vina, L (7, PR) OBP: 0.365, SLG: 0.348 (7, 4)	1-0 F8		1-2 P6			0-0 9 2B	0-1 9 HR		1-1 G3-1	4 1 2 1 0 0 1 1 1 0 0 0 0 0			
9 Carlos Guillen, S (1, 6) OBP: 0.400, SLG: 0.513	1-1 1B			2-1 G5-3		0-0 1B	2-1 HR		2-2 F7	5 2 3 4 0 0 0			
Ivan Rodriguez, R (1, 2) OBP: 0.373, SLG: 0.500	1-3 K			2-3 K		1-2 1B	0-3 K			4 0 1 1 0 3 2			
Rondell White, R (1, 10) OBP: 0.420, SLG: 0.488	0-1 P4			3-2 G6-3		1-0 1B	0-1 P6			4 0 1 0 0 0 2			
Craig Monroe, R (1, 7) OBP: 0.333, SLG: 0.355 Eric Munson, L (6, PH) OBP: 0.281, SLG: 0.531 (6, 5)			2-3 K		1-3 K	1-2 1B		0-0 G3		2 0 0 0 0 2 0 2 0 1 0 0 0 0			
Bobby Higginson, L (1, 9) OBP: 0.372, SLG: 0.382			2-1 G3-1		2-1 F9	0-0 F8		2-2 G3		4 0 0 0 0 0 3			
Greg Norton, S (1, 3) OBP: 0.125, SLG: 0.045 Carlos Pena, L (6, PH) OBP: 0.356, SLG: 0.667 (6, 3)			2-3 K		2-2 F9	3-2 K		0-0 HR		2 0 0 0 0 1 0 2 1 1 1 0 1 3			
15 Brandon Inge, R (1, 5) OBP: 0.381, SLG: 0.316 (6, 7)					3-2 G5-3	1-0 9 2B	2-3 K	0-3 K		4 1 1 0 0 2 0			
20 Omar Infante, R (1, 4) OBP: 0.300, SLG: 0.375 (7, 8)			2-2 CS			3-3 K	4-1 2B		1-1 G5-3	3 1 1 0 1 1 1			
<b>Inning Stats</b>	R: 0 H: 1 E: 0 LOB: 1 K: 1 BB: 0 S: 8 P: 11	R: 0 H: 0 E: 0 LOB: 0 K: 2 BB: 0 S: 9 P: 15	R: 0 H: 1 E: 0 LOB: 0 K: 0 BB: 0 S: 10 P: 16	R: 0 H: 0 E: 0 LOB: 0 K: 1 BB: 0 S: 11 P: 18	R: 0 H: 0 E: 0 LOB: 0 K: 1 BB: 0 S: 10 P: 15	R: 3 H: 6 E: 0 LOB: 3 K: 2 BB: 0 S: 18 P: 28	R: 3 H: 2 E: 0 LOB: 1 K: 2 BB: 1 S: 13 P: 21	R: 1 H: 1 E: 0 LOB: 0 K: 1 BB: 0 S: 8 P: 10	R: 0 H: 0 E: 0 LOB: 0 K: 0 BB: 0 S: 7 P: 11	1B: 6 SF: 0 2B: 3 SAC: 0 3B: 0 DP: 0 HR: 2 HBP: 0	WP: 0 PA: 38 PB: 0 SB: 1 CS: 1		
<b>PITCHER</b>	IP WLS BF H R ER SO BB IBB HBP BLK WP HR S P ERA WHIP											<b>PITCHER</b>	IP WLS BF H R ER SO BB IBB HBP BLK WP HR S P ERA WHIP
31 Cliff Lee, L (1, 1) ERA: 4.02	5.1 W 21 6 3 3 6 0 0 0 0 0 0 0 58 90 5.06 1.125												
Jack Cressend, R (6, 1) ERA: 6.23	1.0 H 8 4 3 3 2 1 0 0 0 0 0 1 16 29 27.00 5.000												
63 Rafael Betancourt, R (7, 1) ERA: 2.16	1.2 H 6 1 1 1 2 0 0 0 0 0 0 1 13 15 5.40 0.600												
David Riske, R (9, 1) ERA: 12.6	1.0 S 3 0 0 0 0 0 0 0 0 0 0 0 7 11 0.00 0.000												

Detroit Tigers @ Cleveland Indians  
Jacobs Field, Cleveland, OH

Sun Apr 18 2004, 1:05 PM EDT  
Att. 19,240 - Sunny - 77 F

livebaseballscorecards.com

AB	37
R	7
H	11
RBI	7
BB	1
SO	10
LOB	12



Batter	1	2	3	4	5	6	7	8	9	AB R H RBI BB SO LOB	BOTTOM									
<b>Matt Lawton, L</b> (1, 7) OBP: 0.373, SLG: 0.585	1-0 HR		1-1 2B HBP	2-0 HR		4-0 1B 48 2B BB		0-1 G6-3		3 4 2 4 1 0 1	<b>Detroit Tigers @ Cleveland Indians</b> Jacobs Field, Cleveland, OH Sun Apr 18 2004, 1:05 PM EDT Att: 19,240 - Sunny - 77 F									
<b>Omar Vizquel, S</b> (1, 6) OBP: 0.356, SLG: 0.370	1-3 K		1 SAFE 3-1 2B 1-H	0-0 F8		2 SAFE 1-1 L6		4-0 BB		4 0 1 1 1 1 2										
<b>Jody Gerut, L</b> (1, 9) OBP: 0.385, SLG: 0.474	3-3 K2-3		1-3 K		0-0 1B	0-1 48 2B 1B		1-2 E4 41 FC6-4		5 0 2 2 0 2 2										
<b>48 Travis Hafner, L</b> (1, 10) OBP: 0.408, SLG: 0.721	4-2 41 1B BB		4-0 41 G4-6-3 BB		0-3 K	1-1 2B		3-2 F7		3 0 1 1 2 1 3										
<b>41 Victor Martinez, S</b> (1, 2) OBP: 0.279, SLG: 0.436	0-0 FC5-4 1B		0-2 G4-6-3		1-2 P2		2-2 P5	0-0 FC6-4		5 0 1 0 0 0 5										
<b>Ronnie Belliard, R</b> (1, 4) OBP: 0.464, SLG: 0.519	0-0 FC5-4		1-2 BB HR 1B		2-0 F9		1-2 E5 1B			4 1 2 0 0 0 3										
<b>Ben Broussard, L</b> (1, 3) OBP: 0.480, SLG: 0.500		0-0 G1-3	1-3 K		2-1 HR		4-0 G6-4-3 IBB			3 1 1 1 1 1 1										
<b>Lou Merloni, R</b> (1, 5) OBP: 0.300, SLG: 0.263		2-3 K	1-2 F8		0-0 F8		1-1 G6-4-3			4 0 0 0 0 1 3										
<b>Casey Blake, R</b> (9, 5) OBP: 0.379, SLG: 0.392										0 0 0 0 0 0 0										
<b>Coco Crisp, S</b> (1, 8) OBP: 0.310, SLG: 0.410		0-2 F9	4-0 HR BB		2-0 1B 2B		2-0 G6-3 E 2B			3 3 2 0 1 0 0										
<b>Inning Stats</b>	R: 1 E: 0 K: 2 S: 11	H: 2 LOB: 2 BB: 1 P: 20	R: 0 E: 0 K: 1 S: 10	H: 0 LOB: 0 BB: 0 P: 12	R: 1 E: 0 K: 1 S: 10	H: 1 LOB: 1 BB: 1 P: 19	R: 3 E: 0 K: 1 S: 11	H: 2 LOB: 0 BB: 1 P: 20	R: 0 E: 0 K: 1 S: 9	H: 1 LOB: 1 BB: 0 P: 12	R: 3 E: 0 K: 0 S: 10	H: 4 LOB: 2 BB: 1 P: 20	R: 0 E: 1 K: 0 S: 8	H: 1 LOB: 1 BB: 1 P: 16	R: 1 E: 1 K: 0 S: 12	H: 1 LOB: 2 BB: 1 P: 22	1B: 5 2B: 4 3B: 0 HR: 3	SF: 0 SAC: 0 DP: 2 HBP: 1	WP: 0 PB: 0 SB: 0 CS: 0	PA: 41 ERA WHIP
<b>PITCHER</b>	IP WLS BF H R ER SO BB IBB HBP BLK WP HR S P ERA WHIP																			
<b>38 Jeremy Bolderman, R</b> (1, 1) ERA: 7.02	5.1 L 27 8 7 7 6 3 0 0 0 0 0 3 55 91 11.81 2.062																			
<b>Steve Colyer, L</b> (6, 1) ERA: 12.6	0.2 4 2 1 1 0 1 0 0 0 0 0 0 6 12 13.50 4.500																			
<b>Gary Knotts, R</b> (7, 1) ERA: 13.5	0.1 3 1 0 0 0 0 1 0 0 0 0 0 6 13 0.00 3.000																			
<b>Danny Patterson, R</b> (7, 1) ERA: 6.75	1.0 4 1 1 1 0 1 0 0 0 0 0 0 5 12 9.00 2.000																			
<b>Jamie Walker, L</b> (8, 1) ERA: 1.69	0.2 3 0 0 0 0 0 0 0 0 0 0 0 9 13 0.00 0.000																			

AB	34
R	9
H	12
RBI	9
BB	6
SO	6
LOB	20



Batter	1	2	3	4	5	6	7	8	9	AB	R	H	RBI	BB	SO	LOB
Fernando Vina, L (1, 4) OBP: 0.333, SLG: 0.314	1-1 E6 9 BB 1B	1-0 G6-3			2-2 G3			P6 K		5	1	0	0	0	1	1
9 Carlos Guillen, S (1, 6) OBP: 0.400, SLG: 0.488	4-2 1B 1-2 BB 1B	1-3 K			3-1 F7			1-1 HR 1B	1-2 F7	4	2	1	0	1	1	0
Ivan Rodriguez, R (1, 2) OBP: 0.375, SLG: 0.491	0-1 BB 1-2 2-H 1B	2-1 P6			0-3 K			0-2 1 SAFE HR 1B	0-0 G5-3	5	2	2	1	0	1	0
Rondell White, R (1, 10) OBP: 0.418, SLG: 0.543	1-0 BB 1-2 2-3 1B		3-3 K			0-1 G6-3		1-1 HR 1B	3-1 E5	5	2	2	3	0	1	0
Carlos Pena, L (1, 3) OBP: 0.340, SLG: 0.609	4-2 1B 1-2 2-3 3-H BB		1-3 K			2-2 G4-3		1-2 G4-3	3-3 K	4	0	0	1	1	2	1
Bobby Higginson, L (1, 9) OBP: 0.370, SLG: 0.378	0-1 1B		1-3 K			1-0 G4-3		4-2 20 1B 15 E 2B BB		3	0	1	2	0	1	0
Greg Norton, S (7, 7) OBP: 0.160, SLG: 0.045	1-2 2-H 3-H 1B									0	1	0	0	1	0	0
Craig Monroe, R (1, 7) OBP: 0.300, SLG: 0.314	3-2 F9				0-1 F8			1-1 G1-3	0-1 E4 20 1B 15 2B	4	1	0	0	0	0	3
Eric Munson, L (1, 5) OBP: 0.257, SLG: 0.486	1-3 K				3-3 K			2-2 G1-3	1-1 15 2B 1B	3	0	0	0	0	2	2
20 Omar Infante, R (7, 5) OBP: 0.364, SLG: 0.444									1-2 2-3 1B	1	1	1	0	0	0	0
15 Brandon Inge, R (1, 8) OBP: 0.360, SLG: 0.348	2-1 F8				3-2 G5-3			0-0 G6-3	0-1 1-H 2-H 3-H 2B	4	0	1	3	0	0	2

Inning Stats	R: 4	H: 3	E: 1	K: 1	S: 19	R: 0	H: 0	E: 0	K: 1	S: 6	R: 0	H: 0	E: 0	K: 3	S: 9	R: 0	H: 0	E: 0	K: 1	S: 8	R: 0	H: 0	E: 0	K: 0	S: 7	R: 0	H: 0	E: 0	K: 0	S: 6	R: 6	H: 5	E: 1	K: 1	S: 24	R: 0	H: 0	E: 1	K: 1	S: 12	1B: 6	2B: 1	3B: 0	HR: 1	SF: 0	SAC: 0	DP: 0	HBP: 0	WP: 0	PB: 0	SB: 0	CS: 0	PA: 41
--------------	------	------	------	------	-------	------	------	------	------	------	------	------	------	------	------	------	------	------	------	------	------	------	------	------	------	------	------	------	------	------	------	------	------	------	-------	------	------	------	------	-------	-------	-------	-------	-------	-------	--------	-------	--------	-------	-------	-------	-------	--------

PITCHER	IP	WLS	BF	H	R	ER	SO	BB	IBB	HBP	BLK	WP	HR	S	P	ERA	WHIP
Jeff D'Amico, R (1, 1) ERA: 5.27	0.0		6	3	4	3	0	2	0	0	0	0	0	11	21	∞	∞
37 Jake Westbrook, R (1, 1) ERA: 1.46	7.0		21	0	0	0	7	0	0	0	0	0	0	52	84	0.00	0.000
63 Rafael Betancourt, R (8, 1) ERA: 5.19	0.1	L	4	3	3	3	0	0	0	0	0	0	1	9	13	81.00	9.000
Scott Stewart, L (8, 1) ERA: 13.5	0.2		6	2	3	0	1	1	0	0	0	0	0	15	22	0.00	4.500
David Lee, R (9, 1) ERA:	1.0		4	0	0	0	1	0	0	0	0	0	0	12	19	0.00	0.000

**Detroit Tigers @ Cleveland Indians**  
**Jacobs Field, Cleveland, OH**  
 Mon Apr 19 2004, 7:05 PM EDT  
 Att. 13,650 - Unknown - 75 F

AB	38
R	10
H	8
RBI	10
BB	3
SO	9
LOB	9



WP: 0	PA: 41
PB: 0	
SB: 0	
CS: 0	

PITCHER	IP	WLS	BF	H	R	ER	SO	BB	IBB	HBP	BLK	WP	HR	S	P	ERA	WHIP
---------	----	-----	----	---	---	----	----	----	-----	-----	-----	----	----	---	---	-----	------

Batter	1	2	3	4	5	6	7	8	9	AB R H RBI BB SO LOB	BOTTOM
--------	---	---	---	---	---	---	---	---	---	----------------------	--------

<b>Ronnie Belliard, R</b> <small>(1, 4) OBP: 0.492, SLG: 0.589</small>										4 2 3 0 1 1 0	<p><b>Detroit Tigers @ Cleveland Indians</b>            Jacobs Field, Cleveland, OH            Mon Apr 19 2004, 7:05 PM EDT            Att: 13,650 - Unknown - 75 F</p>
<b>Omar Vizquel, S</b> <small>(1, 6) OBP: 0.355, SLG: 0.386</small> <b>John McDonald, R</b> <small>(9, PH) OBP: 0.111, SLG: 0.111</small>										3 1 1 1 0 1 2 1 0 0 0 0 0 1	
<b>Matt Lawton, L</b> <small>(1, 7) OBP: 0.365, SLG: 0.561</small>										4 0 1 2 0 0 2	
<b>Casey Blake, R</b> <small>(1, 5) OBP: 0.371, SLG: 0.436</small>										4 1 1 1 0 2 1	
<b>48 Travis Hafner, L</b> <small>(1, 10) OBP: 0.377, SLG: 0.660</small>										4 0 0 0 0 2 0	
<b>41 Victor Martinez, S</b> <small>(1, 2) OBP: 0.319, SLG: 0.439</small>										2 0 1 0 2 0 0	
<b>Alex Escobar, R</b> <small>(1, 9) OBP: 0.262, SLG: 0.211</small>										3 0 0 0 1 1 2	
<b>Ben Broussard, L</b> <small>(1, 3) OBP: 0.448, SLG: 0.458</small>										4 0 1 0 0 1 2	
<b>Coco Crisp, S</b> <small>(1, 8) OBP: 0.289, SLG: 0.381</small>										3 0 0 0 0 1 0	

Inning Stats	R: 1 E: 0 K: 1 S: 10	H: 1 LOB: 0 BB: 0 P: 13	R: 0 E: 0 K: 1 S: 10	H: 1 LOB: 1 BB: 1 P: 17	R: 0 E: 0 K: 2 S: 7	H: 0 LOB: 0 BB: 0 P: 11	R: 1 E: 0 K: 1 S: 11	H: 1 LOB: 1 BB: 1 P: 19	R: 0 E: 1 K: 1 S: 9	H: 1 LOB: 2 BB: 1 P: 15	R: 0 E: 0 K: 1 S: 11	H: 0 LOB: 1 BB: 1 P: 19	R: 2 E: 0 K: 1 S: 9	H: 3 LOB: 1 BB: 0 P: 14	R: 0 E: 0 K: 1 S: 9	H: 0 LOB: 0 BB: 0 P: 12	R: 0 E: 0 K: 0 S: 14	H: 1 LOB: 1 BB: 0 P: 18	1B: 3 2B: 4 3B: 0 HR: 1	SF: 0 SAC: 2 DP: 1 HBP: 0	WP: 0 PB: 0 SB: 0 CS: 0	PA: 38
--------------	-------------------------------	----------------------------------	-------------------------------	----------------------------------	------------------------------	----------------------------------	-------------------------------	----------------------------------	------------------------------	----------------------------------	-------------------------------	----------------------------------	------------------------------	----------------------------------	------------------------------	----------------------------------	-------------------------------	----------------------------------	----------------------------------	------------------------------------	----------------------------------	--------

PITCHER	IP	WLS	BF	H	R	ER	SO	BB	IBB	HBP	BLK	WP	HR	S	P	ERA	WHIP
<b>29 Nate Robertson, L</b> <small>(1, 1) ERA: 2.55</small>	6.2		28	5	3	3	8	4	0	0	0	0	1	63	101	4.05	1.350
<b>Jamie Walker, L</b> <small>(7, 1) ERA: 3.38</small>	0.0	B	2	2	1	1	0	0	0	0	0	0	0	2	2	∞	∞
<b>Al Levine, R</b> <small>(7, 1) ERA: 1.17</small>	1.1	W	4	0	0	0	1	0	0	0	0	0	0	11	17	0.00	0.000
<b>Ugueth Urbina, R</b> <small>(9, 1) ERA: 4.5</small>	1.0		4	1	0	0	0	0	0	0	0	0	0	14	18	0.00	1.000

livebaseballscorecards.com

AB	32
R	4
H	8
RBI	4
BB	4
SO	9
LOB	10



Batter	1	2	3	4	5	6	7	8	9	AB	R	H	RBI	BB	SO	LOB	TOP										
Tony Graffanino, R OBP: 0.333, SLG: 0.372 (1, 4)										6	2	1	0	0	1	4											
Carlos Beltrán, S OBP: 0.492, SLG: 0.766 (1, 8)										2	4	1	0	3	1	2											
29 Mike Sweeney, R OBP: 0.361, SLG: 0.571 (1, 10)										6	2	4	2	0	0	3											
Juan Gonzalez, R OBP: 0.351, SLG: 0.549 Mendy López, R OBP: 0.200, SLG: 0.357 (1, 9) (7, 7)										4	2	2	2	1	1	2											
Matt Stairs, L OBP: 0.300, SLG: 0.407 Rich Thompson, L (7, PR) (7, 9)										4	2	2	6	1	0	2											
Joe Randa, R OBP: 0.418, SLG: 0.468 (1, 5)										3	1	0	0	2	0	1											
Benito Santiago, R OBP: 0.244, SLG: 0.432 (1, 2)										5	0	1	0	0	2	6											
Ken Harvey, R OBP: 0.417, SLG: 0.469 (1, 3)										5	1	2	2	0	1	1											
13 Andrés Blanco, S OBP: 0.364, SLG: 0.222 (1, 6)										3	1	1	2	1	0	0											
<b>Inning Stats</b>	R: 5 E: 0 K: 2 S: 27	H: 6 LOB: 2 BB: 1 P: 48	R: 1 E: 0 K: 1 S: 12	H: 1 LOB: 1 BB: 0 P: 20	R: 0 E: 0 K: 1 S: 7	H: 0 LOB: 0 BB: 0 P: 12	R: 1 E: 1 K: 0 S: 11	H: 1 LOB: 1 BB: 1 P: 25	R: 0 E: 0 K: 0 S: 7	H: 1 LOB: 0 BB: 0 P: 8	R: 4 E: 0 K: 0 S: 9	H: 1 LOB: 0 BB: 3 P: 23	R: 4 E: 1 K: 2 S: 21	H: 3 LOB: 3 BB: 2 P: 41	R: 0 E: 0 K: 0 S: 11	H: 0 LOB: 0 BB: 0 P: 14	R: 0 E: 0 K: 0 S: 7	H: 1 LOB: 1 BB: 1 P: 16	1B: 10 2B: 2 3B: 0 HR: 2	SF: 0 SAC: 0 DP: 2 HBP: 2	WP: 2 PB: 0 SB: 4 CS: 0	PA: 50					
<b>PITCHER</b>	IP	WLS	BF	H	R	ER	SO	BB	IBB	HBP	BLK	WP	HR	S	P	ERA	WHIP										
Chad Durbin, R ERA: 13.5 (1, 1)	1.1	L	13	7	6	6	3	0	1	1	0	0	0	33	56	40.50	5.250										
Jerome Robertson, L ERA: 8.44 (2, 1)	5.1		25	4	8	6	2	3	1	1	0	1	2	49	96	10.12	1.312										
David Lee, R ERA: 2.08 (7, 1)	1.1		8	2	1	0	1	2	0	0	0	1	0	23	39	0.00	3.000										
Tim Laker, R ERA: (9, 1)	1.0		4	1	0	0	0	1	0	0	0	0	0	7	16	0.00	2.000										

**Kansas City Royals @ Cleveland Indians**  
**Jacobs Field, Cleveland, OH**  
 Tue Apr 20 2004, 7:05 PM EDT  
 Att. 13,563 - Overcast - 54 F

AB	40
R	15
H	14
RBI	14
BB	8
SO	6
LOB	25



WP	2	PA	50
----	---	----	----

Batter	1	2	3	4	5	6	7	8	9	AB R H RBI BB SO LOB
Ronnie Belliard, R OBP: 0.492, SLG: 0.576 John McDonald, R OBP: 0.100, SLG: 0.100	1-0 1B	1-3 K		1-1 F7			4-0 WP BB		0-3 K	3 0 1 0 1 1 1 1 0 0 0 0 1 1
Omar Vizquel, S OBP: 0.333, SLG: 0.361	1-3 K		0-1 G5-3		1-2 G1-3		2-1 G6-3			4 0 0 0 0 1 2
Matt Lawton, L OBP: 0.388, SLG: 0.617	0-0 F9		4-0 G4-3 BB		0-1 G6-3 1B			2-2 HR		3 1 2 1 1 0 1
Casey Blake, R OBP: 0.348, SLG: 0.407	3-2 G5-3		1-2 G4-3		1-1 G6-3			0-1 F8		4 0 0 0 0 0 3
48 Travis Hafner, L OBP: 0.386, SLG: 0.640		0-1 41 2B 2B 1B	0-2 G3-1			4-2 41 G6-4-3 BB		0-3 K		3 1 1 0 1 1 1
41 Victor Martinez, S OBP: 0.333, SLG: 0.467		0-0 2B 2B		1-1 E G4-3 1B		2-1 G6-4-3		3-2 P2		4 2 2 0 0 0 1
Alex Escobar, R OBP: 0.279, SLG: 0.256 Lou Merloni, R OBP: 0.304, SLG: 0.273		1-0 1B 2B 2-H 3-H		2-1 E9 G4-3 1-3 G4-3		0-0 F8		2-2 1B		1 0 1 2 0 0 0 3 1 1 0 0 0 1
Ben Broussard, L OBP: 0.394, SLG: 0.393		1-0 F8		2-2 G4-3			0-0 G1-3		1-1 F9	4 0 0 1 0 0 3
Coco Crisp, S OBP: 0.286, SLG: 0.370		0-0 1B		0-1 G4-3			1-2 G3		1-2 L8	4 0 1 1 0 0 1

Inning Stats	R: 0 E: 0 K: 1 S: 9	H: 1 LOB: 1 BB: 0 P: 14	R: 2 E: 0 K: 1 S: 9	H: 4 LOB: 1 BB: 0 P: 12	R: 0 E: 0 K: 0 S: 8	H: 0 LOB: 1 BB: 1 P: 13	R: 2 E: 1 K: 0 S: 12	H: 1 LOB: 0 BB: 0 P: 18	R: 0 E: 0 K: 0 S: 8	H: 1 LOB: 0 BB: 0 P: 10	R: 0 E: 0 K: 0 S: 6	H: 0 LOB: 0 BB: 1 P: 12	R: 0 E: 0 K: 0 S: 6	H: 0 LOB: 1 BB: 1 P: 13	R: 1 E: 0 K: 1 S: 11	H: 1 LOB: 0 BB: 0 P: 16	R: 0 E: 0 K: 1 S: 11	H: 1 LOB: 1 BB: 0 P: 15	1B: 6 2B: 2 3B: 0 HR: 1	SF: 0 SAC: 0 DP: 2 HBP: 0	WP: 1 PB: 0 SB: 0 CS: 0	PA: 37
--------------	------------------------------	----------------------------------	------------------------------	----------------------------------	------------------------------	----------------------------------	-------------------------------	----------------------------------	------------------------------	----------------------------------	------------------------------	----------------------------------	------------------------------	----------------------------------	-------------------------------	----------------------------------	-------------------------------	----------------------------------	----------------------------------	------------------------------------	----------------------------------	--------

PITCHER	IP	WLS	BF	H	R	ER	SO	BB	IBB	HBP	BLK	WP	HR	S	P	ERA	WHIP
Brian Anderson, L ERA: 7.06	(1, 1)	6.0	25	7	4	2	2	2	2	0	0	0	0	52	79	3.00	1.500
Jason Grimsley, R ERA: 1.29	(7, 1)	1.0	4	0	0	0	0	1	0	0	0	1	0	6	13	0.00	1.000
Scott Sullivan, R ERA: 2.7	(8, 1)	1.0	4	1	1	1	1	0	0	0	0	0	1	11	16	9.00	1.000
Nate Field, R ERA: 1.35	(9, 1)	1.0	4	1	0	0	1	0	0	0	0	0	0	11	15	0.00	1.000

**BOTTOM**

**Kansas City Royals @ Cleveland Indians**  
**Jacobs Field, Cleveland, OH**  
 Tue Apr 20 2004, 7:05 PM EDT  
 Att. 13,563 - Overcast - 54 F

livebaseballscorecards.com

<b>AB</b>	<b>34</b>
<b>R</b>	<b>5</b>
<b>H</b>	<b>9</b>
<b>RBI</b>	<b>5</b>
<b>BB</b>	<b>3</b>
<b>SO</b>	<b>4</b>
<b>LOB</b>	<b>15</b>



Batter	1	2	3	4	5	6	7	8	9	AB R H RBI BB SO LOB	TOP																									
Tony Graffanino, R (1, 4) OBP: 0.320, SLG: 0.354	0-1 G5-3		0-0 P3		0-1 G1-3		1-0 BB S 1B	0-3 K		5 0 1 0 0 1 2																										
Carlos Beltrán, S (1, 8) OBP: 0.485, SLG: 0.725	0-1 F9		3-3 K			1-1 2B G6-3 1B	4-0 BB 1B		3-3 K	4 1 1 0 1 2 1																										
Joe Randa, R (1, 5) OBP: 0.417, SLG: 0.471	3-2 F9			1-3 K		1-2 E 2B	4-1 SAFE SAFE BB		2-2 L7	4 1 1 0 1 1 0																										
Juan Gonzalez, R (1, 10) OBP: 0.339, SLG: 0.509 Rich Thompson, L (9, PR)		2-2 G4-3		0-3 K		0-1 G6-3	0-3 K		4-2 BB	4 0 0 1 1 2 4 0 0 0 0 0 0 0																										
Matt Stairs, L (1, 9) OBP: 0.286, SLG: 0.375		2-0 G4-3		1-2 1B 1B		1-3 K	2-2 F7		1-3 K	5 0 1 0 0 2 5																										
Ken Harvey, R (1, 3) OBP: 0.475, SLG: 0.556		1-1 2B		0-1 1B		1-0 E2 1B	0-2 FC4-6 1B			4 0 4 1 0 0 0																										
Aaron Guiel, L (1, 7) OBP: 0.250, SLG: 0.383		3-3 K		0-1 P6		2-2 G3	2-0 FC4-6 13 3B			4 1 0 0 0 1 5																										
Kelly Stinnett, R (1, 2) OBP: 0.364, SLG: 0.636			2-1 1B		3-2 F7		3-1 HR		2-3 K	4 1 2 1 0 1 1																										
13 Andrés Blanco, S (1, 6) OBP: 0.333, SLG: 0.385			1-0 F7		0-2 G6-3		1-2 G3-1		3-2 3B	4 0 1 1 0 0 1																										
<b>Inning Stats</b>	R: 0 E: 0 K: 0 S: 10	H: 0 LOB: 0 BB: 0 P: 13	R: 0 E: 0 K: 1 S: 10	H: 1 LOB: 1 BB: 0 P: 18	R: 0 E: 0 K: 1 S: 8	H: 1 LOB: 1 BB: 0 P: 14	R: 0 E: 0 K: 2 S: 13	H: 2 LOB: 2 BB: 0 P: 15	R: 0 E: 0 K: 0 S: 8	H: 0 LOB: 0 BB: 0 P: 11	R: 2 E: 1 K: 1 S: 14	H: 3 LOB: 1 BB: 0 P: 20	R: 1 E: 0 K: 1 S: 13	H: 2 LOB: 3 BB: 2 P: 28	R: 1 E: 0 K: 2 S: 16	H: 2 LOB: 1 BB: 0 P: 23	R: 0 E: 0 K: 2 S: 12	H: 0 LOB: 1 BB: 1 P: 22	1B: 7 2B: 2 3B: 1 HR: 1	SF: 0 SAC: 0 DP: 0 HBP: 0	WP: 0 PB: 0 SB: 2 CS: 0	PA: 41														
<b>PITCHER</b>	IP WLS BF H R ER SO BB IBB HBP BLK WP HR S P ERA WHIP																																			
Jeff D'Amico, R (1, 1) ERA: 4.74	5.1		22	6	2	2	4	0	0	0	0	0	0	56	80	3.38	1.125																			
Scott Stewart, L (6, 1) ERA: 11.57	0.2	B	3	1	0	0	1	0	0	0	0	0	0	7	11	0.00	1.500																			
Jack Cressend, R (7, 1) ERA: 6.52	1.0		7	2	1	1	1	1	1	0	0	0	1	13	28	9.00	3.000																			
63 Rafael Betancourt, R (8, 1) ERA: 5.59	1.0	W	5	2	1	1	2	0	0	0	0	0	0	16	23	9.00	2.000																			
David Riske, R (9, 1) ERA: 10.5	1.0	S	4	0	0	0	2	1	0	0	0	0	0	12	22	0.00	1.000																			

**Kansas City Royals @ Cleveland Indians**  
 Jacobs Field, Cleveland, OH  
 Thu Apr 22 2004, 12:05 PM EDT  
 Att. 15,720 - Cloudy - 53 F

AB	38
R	4
H	11
RBI	4
BB	3
SO	10
LOB	19





Batter	1	2	3	4	5	6	7	8	9	AB R H RBI BB SO LOB
Ronnie Belliard, R (1, 4) OBP: 0.493, SLG: 0.581	L7		G6-3 1-3 2-H		L9			BB 1B BB		3 1 1 1 1 0 2
Omar Vizquel, S (1, 6) OBP: 0.329, SLG: 0.354	P6		G6-3 2-3 3-H		F7			1B BB G4-6-3 1B		4 1 1 1 0 0 3
Jody Gerut, L (1, 9) OBP: 0.377, SLG: 0.450	G4-3		F9		B2			G4-6-3 41 2B 1B BB		3 1 0 0 1 0 1
Casey Blake, R (1, 5) OBP: 0.343, SLG: 0.397		G6-3		K		L8		1-2 2-3 3-H 1B		4 0 1 1 0 1 0
Matt Lawton, L (1, 7) OBP: 0.366, SLG: 0.578		K		F7		K		G4-6-3		4 0 0 0 0 2 2
41 Victor Martinez, S (1, 2) OBP: 0.327, SLG: 0.469		G6-3		F7		K		1-2f 2-3 3-H 2B		4 0 1 1 0 1 0
Alex Escobar, R (1, 8) OBP: 0.326, SLG: 0.300								G3-1		1 1 1 0 2 0 0
Coco Crisp, S (7, PR) OBP: 0.280, SLG: 0.362										1 0 0 0 0 0 1
48 Travis Hafner, L (1, 10) OBP: 0.383, SLG: 0.615			48 E 2B BB		SH1-4 48 HBP BB					2 1 0 0 0 0 2
Lou Merloni, R (1, 3) OBP: 0.280, SLG: 0.250			FC3 2B G6-3		SH1-4 HBP					2 0 0 0 0 0 3
Ben Broussard, L (9, 3) OBP: 0.394, SLG: 0.393			F9		SH1-4					0 0 0 0 0 0 0

Inning Stats	R: 0 E: 0 K: 5 S: 5	H: 0 LOB: 0 BB: 0 P: 9	R: 0 E: 0 K: 1 S: 8	H: 0 LOB: 0 BB: 0 P: 13	R: 2 E: 1 K: 0 S: 10	H: 1 LOB: 1 BB: 1 P: 22	R: 0 E: 0 K: 1 S: 5	H: 0 LOB: 0 BB: 0 P: 6	R: 0 E: 0 K: 0 S: 7	H: 0 LOB: 2 BB: 1 P: 16	R: 0 E: 0 K: 1 S: 9	H: 0 LOB: 0 BB: 0 P: 14	R: 0 E: 0 K: 1 S: 11	H: 1 LOB: 1 BB: 0 P: 17	R: 3 E: 0 K: 0 S: 11	H: 3 LOB: 1 BB: 2 P: 27
--------------	------------------------------	---------------------------------	------------------------------	----------------------------------	-------------------------------	----------------------------------	------------------------------	---------------------------------	------------------------------	----------------------------------	------------------------------	----------------------------------	-------------------------------	----------------------------------	-------------------------------	----------------------------------

PITCHER	IP	WLS	BF	H	R	ER	SO	BB	IBB	HBP	BLK	WP	HR	S	P	ERA	WHIP
Jeremy Affeldt, L (1, 1) ERA: 5.94	7.0		27	2	2	0	4	2	0	0	0	0	0	55	97	0.00	0.571
Jason Grimsley, R (8, 1) ERA: 5.14	0.0	L	3	1	3	3	0	2	0	0	0	0	0	4	15	∞	∞
D.J. Carrasco, R (8, 1) ERA: 5.68	1.0	B	4	2	0	0	0	0	0	0	0	0	0	7	12	0.00	2.000

**BOTTOM**

**Kansas City Royals @ Cleveland Indians**  
**Jacobs Field, Cleveland, OH**  
 Thu Apr 22 2004, 12:05 PM EDT  
 Att: 15,720 - Cloudy - 53 F

AB	28
R	5
H	5
RBI	4
BB	4
SO	4
LOB	14



1B	2B	3B	HR	SF	SAC	DP	HBP	WP	PA
2	3	0	0	0	1	1	1	0	34

Batter	1	2	3	4	5	6	7	8	9	AB R H RBI BB SO LOB	TOP											
<b>Matt Lawton, L</b> (1, 7) OBP: 0.360, SLG: 0.559	3-1 SH5-3 E 2B 1B		1-0 G3-1	1-3 K			0-0 G6-3			4 1 1 0 0 1 2												
<b>Omar Vizquel, S</b> (1, 6) OBP: 0.333, SLG: 0.348	2-1 SH5-3		0-1 G5-3			4-2 FC1-6 BB	2-0 F8			1 0 0 0 1 0 0 1 0 0 0 0 0 0												
<b>John McDonald, R</b> (7, PH) OBP: 0.091, SLG: 0.091	1-3																					
<b>Jody Gerut, L</b> (1, 9) OBP: 0.370, SLG: 0.453	0-0 2B		1-0 F9			2-0 FC1-6 41 S 1-2f	2-0 F8			4 0 1 1 0 0 1												
<b>48 Travis Hafner, L</b> (1, 10) OBP: 0.391, SLG: 0.593	1-2 L7			4-1 41 1B 2B BB		1-0 F8		4-1 G5-4-3 BB		2 1 0 0 2 0 2												
<b>41 Victor Martinez, S</b> (1, 2) OBP: 0.339, SLG: 0.462	2-1 G4-3			3-2 2B 1B		4-1 FC6-4 BB		0-0 F9		3 1 1 0 1 0 2												
<b>Ronnie Belliard, R</b> (1, 4) OBP: 0.479, SLG: 0.554				1 SAFE 1-3 K		0-2 FC6-4 1-2f		1-0 G5-4-3 1-2f		3 0 0 0 1 1 5												
<b>Ben Broussard, L</b> (1, 3) OBP: 0.405, SLG: 0.438				0-0 G6-4-3 1-2f			2-3 K			4 0 2 2 0 1 1												
<b>Lou Merloni, R</b> (1, 5) OBP: 0.276, SLG: 0.250				1-2 F7 1B			0-0 P6			4 0 1 0 0 0 2												
<b>Coco Crisp, S</b> (1, 8) OBP: 0.278, SLG: 0.340				3-2 F8 BB		4-2 BB	2-2 G6-3			3 0 0 0 1 0 1												
<b>Inning Stats</b>	R: 1 E: 1 K: 0 S: 10	H: 2 LOB: 1 BB: 0 P: 18	R: 0 E: 0 K: 0 S: 8	H: 1 LOB: 1 BB: 1 P: 16	R: 0 E: 0 K: 0 S: 4	H: 0 LOB: 0 BB: 0 P: 6	R: 2 E: 0 K: 2 S: 18	H: 2 LOB: 2 BB: 2 P: 34	R: 0 E: 0 K: 0 S: 8	H: 0 LOB: 2 BB: 2 P: 19	R: 0 E: 0 K: 1 S: 7	H: 0 LOB: 0 BB: 0 P: 11	R: 0 E: 0 K: 0 S: 3	H: 0 LOB: 0 BB: 0 P: 7	R: 0 E: 0 K: 0 S: 3	H: 0 LOB: 0 BB: 1 P: 8	R: 0 E: 0 K: 0 S: 6	H: 1 LOB: 0 BB: 0 P: 9	1B: 4 2B: 2 3B: 0 HR: 0	SF: 0 SAC: 1 DP: 3 HBP: 0	WP: 0 PB: 0 SB: 1 CS: 0	PA: 36
<b>PITCHER</b>	IP WLS BF H R ER SO BB IBB HBP BLK WP HR S P ERA WHIP																					
<b>38 Jeremy Bolderman, R</b> (1, 1) ERA: 6.65	5.0 W 24 5 3 3 2 5 0 0 0 0 0 0 48 93 5.40 2.000																					
<b>Esteban Yan, R</b> (6, 1) ERA: 0.79	4.0 S 12 1 0 0 1 1 0 0 0 0 0 0 19 35 0.00 0.500																					

**Cleveland Indians @ Detroit Tigers**  
 Comerica Park, Detroit, MI  
 Fri Apr 23 2004, 7:05 PM EDT  
 Att. 22,008 - Unknown - 62 F

livebaseballscorecards.com

**AB** 29  
**R** 3  
**H** 6  
**RBI** 3  
**BB** 6  
**SO** 3  
**LOB** 16



Batter	1	2	3	4	5	6	7	8	9
<b>Fernando Vina, L</b> (1, 4) OBP: 0.347, SLG: 0.306 <b>20 Omar Infante, R</b> (7, 4) OBP: 0.313, SLG: 0.357	2-1 F9 1B		1-1 G4-3	2-1 1-3 2-H 1B		2B BB		1-1 P3	
<b>9 Carlos Guillen, S</b> (1, 6) OBP: 0.400, SLG: 0.458	1-1 1-2 1B		0-3 SAFE 1 K	0-1 G4-3		2B BB		0-1 SF8	
<b>Ivan Rodriguez, R</b> (1, 2) OBP: 0.392, SLG: 0.493 <b>30 Chris Shelton, R</b> (7, PH) OBP: 0.273, SLG: 0.300	0-0 F9		3-2 G4-3		0-0 G6-3	0-1 F8 1-H 2-H 3-H 2B	2-2 1B	4-1 1B BB	
<b>Rondell White, R</b> (1, 10) OBP: 0.400, SLG: 0.569	2-3 K			0-0 G3-1 1B 2B	0-2 G4-3	2-1 F8	0-0 F8	0-1 1-2 2-3 3-H 1B	
<b>Bobby Higginson, L</b> (1, 9) OBP: 0.392, SLG: 0.390 <b>Greg Norton, S</b> (7, 7) OBP: 0.161, SLG: 0.037	2-2 1-2 3-H 1B			2-0 G3-1	3-1 1B	4-0 BB BB BB IBB	1-2 L4	1-2 F7	
<b>Craig Monroe, R</b> (1, 7) OBP: 0.351, SLG: 0.347	0-1 G3			3-2 F8 1B 1B	1-0 F9	4-2 BB 15 HR BB	3-2 F8		
<b>Carlos Pena, L</b> (1, 3) OBP: 0.324, SLG: 0.492		1-2 G4-3		3-2 F8		HR BB		0-0 15 BB 9 BB SF8 1B	
<b>Eric Munson, L</b> (1, 5) OBP: 0.300, SLG: 0.500		1-1 F8		1-0 15 BB 1B 1B		HR BB		4-0 30 BB 15 BB 1B BB	
<b>15 Brandon Inge, R</b> (1, 8) OBP: 0.500, SLG: 0.694		2-2 L9		2-2 1B 1B		HR BB		4-2 1B 30 BB BB	

Inning Stats	R: 1 E: 0 K: 13 S: 13	H: 3 LOB: 2 BB: 0 P: 20	R: 0 E: 0 K: 8 S: 8	H: 0 LOB: 0 BB: 0 P: 12	R: 0 E: 0 K: 12 S: 12	H: 0 LOB: 0 BB: 0 P: 16	R: 3 E: 0 K: 17 S: 17	H: 5 LOB: 2 BB: 0 P: 30	R: 0 E: 0 K: 7 S: 7	H: 1 LOB: 1 BB: 0 P: 11	R: 11 E: 0 K: 1 S: 27	H: 4 LOB: 0 BB: 7 P: 64	R: 0 E: 0 K: 12 S: 12	H: 1 LOB: 1 BB: 0 P: 18	R: 2 E: 0 K: 14 S: 14	H: 2 LOB: 3 BB: 3 P: 28
--------------	--------------------------------	----------------------------------	------------------------------	----------------------------------	--------------------------------	----------------------------------	--------------------------------	----------------------------------	------------------------------	----------------------------------	--------------------------------	----------------------------------	--------------------------------	----------------------------------	--------------------------------	----------------------------------

PITCHER	IP	WLS	BF	H	R	ER	SO	BB	IBB	HBP	BLK	WP	HR	S	P	ERA	WHIP
<b>Jason Davis, R</b> (1, 1) ERA: 5.56	5.0	L	26	10	6	6	2	1	0	0	0	0	1	60	97	10.80	2.200
<b>David Lee, R</b> (6, 1) ERA: 10.38	0.0		4	2	3	3	0	2	0	0	0	0	0	7	16	∞	∞
<b>Jason Anderson, R</b> (6, 1) ERA: 45.0	1.0		8	1	6	6	1	3	1	0	0	0	1	17	40	54.00	4.000
<b>Jack Cressend, R</b> (7, 1) ERA: 7.15	1.2		11	3	2	2	0	3	0	0	0	0	0	23	42	10.80	3.600
<b>Scott Stewart, L</b> (8, 1) ERA: 10.8	0.1		1	0	0	0	0	0	0	0	0	0	0	3	4	0.00	0.000

**BOTTOM**

AB	R	H	RBI	BB	SO	LOB
4	2	2	1	1	1	0
1	0	0	0	0	0	3
4	1	1	1	1	1	2
4	1	1	3	0	0	2
1	0	1	0	1	0	0
6	1	2	1	0	1	4
3	1	2	1	1	0	1
2	0	0	0	0	0	4
4	2	1	1	1	0	4
3	3	1	1	2	0	1
3	4	2	4	2	0	0
4	2	3	4	1	0	0

**AB 39**  
**R 17**  
**H 16**  
**RBI 17**  
**BB 10**  
**SO 3**  
**LOB 21**

**WP: 0** **PA: 50**  
**PB: 0**  
**SB: 1**  
**CS: 0**

**WP: 0** **PA: 50**  
**PB: 0**  
**SB: 1**  
**CS: 0**

**WP: 0** **PA: 50**  
**PB: 0**  
**SB: 1**  
**CS: 0**

**Cleveland Indians @ Detroit Tigers**  
Comerica Park, Detroit, MI  
Fri Apr 23 2004, 7:05 PM EDT  
Att: 22,008 - Unknown - 62 F

livebaseballscorecards.com



Batter	1	2	3	4	5	6	7	8	9	AB R H RBI BB SO LOB	TOP																
Ronnie Belliard, R (1, 4) OBP: 0.474, SLG: 0.536	1-2 F7		2-0 1B		4-0 G4-3 1B BB	0-2 F9			0-1 G3-1	4 0 1 0 1 0 3																	
Omar Vizquel, S (1, 6) OBP: 0.338, SLG: 0.343	0-1 G5-3		3-1 P3		0-0 G4-3 1B	1-0 F9			4-2 48 HBP P6-2 BB	4 0 1 1 1 0 5																	
Jody Gerut, L (1, 9) OBP: 0.372, SLG: 0.433	3-3 K			3-3 K	3-2 G4-3			4-2 WP BB	4-0 48 HBP BB	3 0 0 1 2 2 2																	
Alex Escobar, R (1, 10) 48 Travis Hafner, L (9, PH) OBP: 0.340, SLG: 0.302 OBP: 0.400, SLG: 0.593		2-0 G1-3		2-1 FC1-6 1B	4-1 BB			2-2 P2	1-0 HBP	3 0 1 0 1 0 1 0 0 0 0 0 0 0																	
Matt Lawton, L (1, 7) OBP: 0.338, SLG: 0.521		3-3 K		1-2 FC1-6 1B	0-0 G1-2-3			3-3 K	0-1 P6-2	5 0 0 0 0 2 8																	
Lou Merloni, R (1, 5) OBP: 0.303, SLG: 0.313		3-3 K		0-1 1B		1-0 1B		0-1 F7		4 0 2 0 0 1 1																	
Tim Laker, R (1, 2) 41 Victor Martinez, S (8, PH) OBP: 0.300, SLG: 0.421 OBP: 0.333, SLG: 0.453			3-3 K	0-3 K		0-3 K		3-2 G3-1		3 0 0 0 0 3 3 1 0 0 0 0 0 0	AB 31 R 2 H 6 RBI 2 BB 8 SO 8 LOB 24																
Ben Broussard, L (1, 3) OBP: 0.439, SLG: 0.424		4-1 1B BB			4-1 BB SH 1B BB	4-1 1B BB		1-2 L3		1 1 0 0 3 0 0																	
Coco Crisp, S (1, 8) OBP: 0.281, SLG: 0.340			1-0 F9		0-1 SH 1B BB G4-3	3-1 1B		2-1 G6-3		3 1 1 0 0 0 1																	
Inning Stats	R: 0 E: 0 K: 1 S: 8	H: 0 LOB: 0 BB: 0 P: 12	R: 0 E: 0 K: 2 S: 8	H: 0 LOB: 0 BB: 0 P: 16	R: 0 E: 0 K: 1 S: 8	H: 1 LOB: 2 BB: 1 P: 21	R: 0 E: 0 K: 2 S: 13	H: 2 LOB: 2 BB: 0 P: 19	R: 2 E: 0 K: 0 S: 9	H: 1 LOB: 2 BB: 3 P: 24	R: 0 E: 0 K: 1 S: 12	H: 2 LOB: 3 BB: 1 P: 21	R: 0 E: 0 K: 1 S: 11	H: 0 LOB: 1 BB: 1 P: 20	R: 0 E: 0 K: 0 S: 8	H: 0 LOB: 0 BB: 0 P: 14	R: 0 E: 0 K: 0 S: 7	H: 0 LOB: 2 BB: 2 P: 16	1B: 5 2B: 2 3B: 0 HR: 0	SF: 0 SAC: 1 DP: 2 HBP: 1	WP: 1 PB: 0 SB: 0 CS: 0	PA: 41					
PITCHER	IP	WLS	BF	H	R	ER	SO	BB	IBB	HBP	BLK	WP	HR	S	P	ERA	WHIP										
29 Nate Robertson, L (1, 1) ERA: 2.78	5.0		23	4	2	2	6	4	0	0	0	0	0	46	92	3.60	1.600										
Al Levine, R (6, 1) ERA: 1.74	1.0		6	2	0	0	1	1	0	0	0	0	0	12	21	0.00	3.000										
Jamie Walker, L (7, 1) ERA: 3.0	0.2		3	0	0	0	1	1	0	0	0	1	0	9	18	0.00	1.500										
Danny Patterson, R (7, 1) ERA: 4.35	1.1		4	0	0	0	0	0	0	0	0	0	0	10	16	0.00	0.000										
Ugueth Urbina, R (9, 1) ERA: 2.25	1.0	W	5	0	0	0	0	2	0	1	0	0	0	7	16	0.00	2.000										

Cleveland Indians @ Detroit Tigers  
Comerica Park, Detroit, MI  
Sat Apr 24 2004, 1:05 PM EDT  
Att. 20,913 - Sunny - 53 F

livebaseballscorecards.com



Batter	1	2	3	4	5	6	7	8	9	AB	R	H	RBI	BB	SO	LOB
Fernando Vina, L (1, 4) OBP: 0.364, SLG: 0.308	4-0 1B BB HBP	4-2 BB		0-0 B5-3 1-2		0-0 L9-3 1-1		1-2 CS 1-2	2-1 E HR 1B	3	2	1	0	1	0	3
9 Carlos Guillen, S (1, 6) OBP: 0.387, SLG: 0.429	1-2 K	1-0 L7		1-0 HBP		0-3 K			2-2 K	4	0	0	0	0	3	3
Ivan Rodriguez, R (1, 2) OBP: 0.405, SLG: 0.507	1-1 BB S FC5-2 1B		0-0 2B	2-1 G4-3			0-1 F9		4-0 HR IBB	4	1	2	0	1	0	3
Rondell White, R (1, 7) OBP: 0.425, SLG: 0.638	4-2 FC5-2 BB 1-2 BB		0-1 P4		0-0 1B 2B		0-1 1B		2-2 1-H 3-H HR	4	2	3	3	1	0	1
Bobby Higginson, L (1, 10) OBP: 0.400, SLG: 0.386	4-0 FC5-2 BB 1-2 2-3 3-H		2-1 P4		3-2 2-H 1B		0-0 F9			3	0	1	2	1	0	2
Craig Monroe, R (1, 9) OBP: 0.328, SLG: 0.321	1-2 FC5-2 1-2 2-3 3-H		1-3 K		1-3 K		0-0 F9			4	0	0	0	0	2	6
Carlos Pena, L (1, 3) OBP: 0.306, SLG: 0.462	0-3 K			3-1 P6		0-0 F8		1-3 K		4	0	0	0	0	2	4
Eric Munson, L (1, 5) 20 Omar Infante, R (8, PR) OBP: 0.313, SLG: 0.357 (9, 5)		0-3 K		4-1 15 1B BB		1-0 F7		0-2 CS 1B		3	0	1	0	1	1	1
15 Brandon Inge, R (1, 8) OBP: 0.500, SLG: 0.667		2-2 G4-3		2-1 B5-3 1B		4-2 L9-3 BB		1-3 K		0	0	0	0	0	0	0
										3	0	1	0	1	1	1

Inning Stats	R: 1	H: 1	E: 0	K: 2	S: 15	LOB: 3	BB: 2	P: 30	R: 0	H: 0	E: 0	K: 1	S: 11	LOB: 1	BB: 1	P: 18	R: 0	H: 1	E: 0	K: 1	S: 8	LOB: 3	BB: 1	P: 20	R: 1	H: 2	E: 0	K: 1	S: 9	LOB: 1	BB: 0	P: 14	R: 0	H: 0	E: 0	K: 1	S: 8	LOB: 0	BB: 1	P: 12	R: 0	H: 1	E: 0	K: 2	S: 13	LOB: 1	BB: 0	P: 16	R: 3	H: 2	E: 1	K: 1	S: 8	LOB: 0	BB: 1	P: 18	1B: 6	2B: 3	3B: 0	HR: 1	SF: 0	SAC: 0	DP: 1	HBP: 2	WP: 0	PB: 0	SB: 1	CS: 1	PA: 41
--------------	------	------	------	------	-------	--------	-------	-------	------	------	------	------	-------	--------	-------	-------	------	------	------	------	------	--------	-------	-------	------	------	------	------	------	--------	-------	-------	------	------	------	------	------	--------	-------	-------	------	------	------	------	-------	--------	-------	-------	------	------	------	------	------	--------	-------	-------	-------	-------	-------	-------	-------	--------	-------	--------	-------	-------	-------	-------	--------

PITCHER	IP	WLS	BF	H	R	ER	SO	BB	IBB	HBP	BLK	WP	HR	S	P	ERA	WHIP
31 Cliff Lee, L (1, 1) ERA: 3.74	6.0		29	5	2	2	6	5	0	0	0	0	0	59	105	3.00	1.667
63 Rafael Betancourt, R (7, 1) ERA: 5.06	1.0		4	1	0	0	0	0	0	0	0	0	0	6	6	0.00	1.000
Scott Stewart, L (8, 1) ERA: 9.95	1.1	L	5	2	1	1	3	0	0	0	0	0	0	18	25	6.75	1.500
Chad Durbin, R (9, 1) ERA: 15.58	0.0		2	1	2	2	0	0	1	0	0	0	0	3	9	∞	∞

BOTTOM

Cleveland Indians @ Detroit Tigers  
Comerica Park, Detroit, MI  
Sat Apr 24 2004, 1:05 PM EDT  
Att: 20,913 - Sunny - 53 F

livebaseballscorecards.com

AB	32
R	5
H	9
RBI	5
BB	6
SO	9
LOB	24



Batter	1	2	3	4	5	6	7	8	9	AB R H RBI BB SO LOB	TOP		
<b>Matt Lawton, L</b> (1, 7) OBP: 0.333, SLG: 0.506	1-2 BB 1B		3-2 G1-3		0-0 G3			3-3 K		4 0 1 0 0 1 0			
<b>Omar Vizquel, S</b> (1, 6) OBP: 0.333, SLG: 0.329	4-1 SAFE 1-2 BB		2-0 G4-3			1-2 F7		3-2 P4		3 0 0 0 1 0 0			
<b>Jody Gerut, L</b> (1, 9) OBP: 0.366, SLG: 0.465	1-2 L4-3 1-1		1-2 HR			1-2 F8			1-1 L4	4 1 1 1 0 0 2			
<b>48 Travis Hafner, L</b> (1, 10) OBP: 0.406, SLG: 0.579 <b>Coco Crisp, S</b> (9, PR) OBP: 0.281, SLG: 0.340	0-3 K		3-2 G5-3			2-0 1B			4-1 41 CS BB	3 0 1 0 1 1 1 0 0 0 0 0 0 0			
<b>41 Victor Martinez, S</b> (1, 2) OBP: 0.328, SLG: 0.429		1-1 F9		1-1 P6		0-1 F8			4-2 SAFE SAFE 1B BB	3 0 0 0 1 0 1			
<b>Ronnie Belliard, R</b> (1, 4) OBP: 0.476, SLG: 0.528		4-2 2B BB		0-1 G6-3		0-0 P2			3-2 FC6-4 1B	3 1 1 0 1 0 0			
<b>Ben Broussard, L</b> (1, 3) OBP: 0.422, SLG: 0.432		0-0 1B 2B		0-1 G3-1		1-1 L9			0-1 FC6-4	4 1 1 1 0 0 2			
<b>Alex Escobar, R</b> (1, 8) OBP: 0.340, SLG: 0.304		0-2 G5-4-3 1B			2-0 F9		2-0 G6-3			3 0 1 1 0 0 0			
<b>Lou Merloni, R</b> (1, 5) OBP: 0.278, SLG: 0.286		2-2 SAFE SAFE G5-4-3			0-0 F8			1-3 K		3 0 0 0 0 1 1			
<b>Inning Stats</b>	R: 0 E: 0 K: 1 S: 15 H: 1 LOB: 1 BB: 1 P: 21	R: 2 E: 0 K: 0 S: 11 H: 2 LOB: 0 BB: 1 P: 18	R: 1 E: 0 K: 0 S: 12 H: 1 LOB: 0 BB: 0 P: 21	R: 0 E: 0 K: 0 S: 6 H: 0 LOB: 0 BB: 0 P: 7	R: 0 E: 0 K: 0 S: 3 H: 0 LOB: 0 BB: 0 P: 5	R: 0 E: 0 K: 0 S: 9 H: 1 LOB: 1 BB: 0 P: 13	R: 0 E: 0 K: 0 S: 4 H: 0 LOB: 0 BB: 0 P: 7	R: 0 E: 0 K: 2 S: 11 H: 0 LOB: 0 BB: 0 P: 18	R: 0 E: 0 K: 0 S: 16 H: 1 LOB: 2 BB: 2 P: 27	1B: 4 2B: 2 3B: 0 HR: 1 SF: 0 SAC: 0 DP: 2 HBP: 0	WP: 0 PB: 0 SB: 0 CS: 1 PA: 34		
<b>PITCHER</b>	IP WLS BF H R ER SO BB IBB HBP BLK WP HR S P ERA WHIP											<b>PITCHER</b>	IP WLS BF H R ER SO BB IBB HBP BLK WP HR S P ERA WHIP
<b>Jason Johnson, R</b> (1, 1) ERA: 6.94	6.0 L 23 5 3 3 1 2 0 0 0 0 0 1 56 85 4.50 1.167												
<b>Danny Patterson, R</b> (7, 1) ERA: 3.86	1.1 4 0 0 0 1 0 0 0 0 0 0 0 8 12 0.00 0.000												
<b>Steve Colyer, L</b> (8, 1) ERA: 7.88	1.1 5 0 0 0 1 2 0 0 0 0 0 0 18 32 0.00 1.500												
<b>Al Levine, R</b> (9, 1) ERA: 1.69	0.1 2 1 0 0 0 0 0 0 0 0 0 0 5 8 0.00 3.000												

Cleveland Indians @ Detroit Tigers

Comerica Park, Detroit, MI

Sun Apr 25 2004, 1:05 PM EDT  
Att. 17,253 - Overcast - 52 F

livebaseballscorecards.com

AB	30
R	3
H	6
RBI	3
BB	4
SO	3
LOB	7



Batter	1	2	3	4	5	6	7	8	9	AB R H RBI BB SO LOB
Fernando Vina, L (1, 4) OBP: 0.346, SLG: 0.290	3-2 G3		0-0 G4-3			3-1 E6		2-1 G4-3		4 0 0 0 0 0 1
9 Carlos Guillen, S (1, 6) OBP: 0.367, SLG: 0.403	2-3 K		3-1 G4-3			0-0 G3-6-1			0-0 F7	4 0 0 0 0 1 2
Ivan Rodriguez, R (1, 2) OBP: 0.398, SLG: 0.487	0-3 K			1-2 G5-3			0-0 P6		4-2 FC6-4 BB	3 0 0 0 1 1 0
Rondell White, R (1, 10) OBP: 0.417, SLG: 0.611		1-0 G6-3		3-2 G1-3			4-0 1B SF8 BB		0-1 FC6-4	3 1 0 0 1 0 1
Alex Sanchez, L (9, PR) OBP: 0.321, SLG: 0.442									1-2 F8	0 0 0 0 0 0 0
Bobby Higginson, L (1, 9) OBP: 0.390, SLG: 0.375		1-0 G6-3		1-2 G6-3			2-2 1B		1-1 F8	4 0 1 0 0 0 1
Carlos Pena, L (1, 3) OBP: 0.307, SLG: 0.507		3-1 HR			0-1 F8		0-0 SF8			2 1 1 2 0 0 0
Craig Monroe, R (1, 7) OBP: 0.313, SLG: 0.304		2-0 G4-3			0-0 G1-3		3-H G4-3			3 0 0 0 0 0 1
Eric Munson, L (1, 5) OBP: 0.316, SLG: 0.472			4-1 G4-3 BB		1-1 L4			0-1 G3-4-1		2 0 0 0 1 0 0
15 Brandon Inge, R (1, 8) OBP: 0.469, SLG: 0.619			1-0 G4-3			0-0 G1-3		0-3 K		3 0 0 0 0 1 1

Inning Stats	R: 0	H: 0	E: 0	K: 2	S: 9	R: 1	H: 1	E: 0	K: 0	S: 5	R: 0	H: 0	E: 0	K: 0	S: 5	R: 0	H: 0	E: 0	K: 0	S: 5	R: 0	H: 0	E: 1	K: 0	S: 4	R: 1	H: 1	E: 0	K: 0	S: 7	R: 0	H: 0	E: 0	K: 1	S: 7	R: 0	H: 0	E: 0	K: 0	S: 7	R: 0	H: 0	E: 0	K: 0	S: 7	1B: 1	SF: 1	2B: 0	SAC: 0	3B: 0	DP: 1	HR: 1	HBP: 0	WP: 0	PA: 32
PITCHER 37 Jake Westbrook, R (1, 1) ERA: 1.69	IP	WLS	BF	H	R	ER	SO	BB	IBB	HBP	BLK	WP	HR	S	P	ERA	WHIP																																						
	9.0	W	32	2	2	2	3	3	0	0	0	0	1	58	100	2.00	0.556																																						

**BOTTOM**

**Cleveland Indians @ Detroit Tigers**

Comerica Park, Detroit, MI

Sun Apr 25 2004, 1:05 PM EDT  
Att. 17,253 - Overcast - 52 F

AB	28
R	2
H	2
RBI	2
BB	3
SO	3
LOB	7

livebaseballscorecards.com

Batter	1	2	3	4	5	6	7	8	9	10	AB R H RBI BB SO LOB	TOP												
<b>Matt Lawton, L</b> (1, 7) OBP: 0.344, SLG: 0.500	0-0 F7 BB 1B	2-1 1B 1-2 2-H 3-H 1B		1-1 G4-3 2-3 3-H 1B		1-0 F9		4-2 BB 1-2 2-3		1-3 K	5 0 2 3 1 1 1													
<b>Omar Vizquel, S</b> (1, 6) OBP: 0.368, SLG: 0.364	4-0 BB 1-2	2-2 1B 1-2 2-H		3-1 S 1B 3-H			1-2 48 S WP 1B	2-2 SF7		1-2 1B 2B 1B	4 1 4 2 1 0 0													
<b>Jody Gerut, L</b> (1, 9) OBP: 0.352, SLG: 0.442	1-0 F7 2-3	1-1 F7		2-0 P6			2-1 P5 1-2	3-3 K		1-0 2B 1-2 BB 1B	6 1 1 0 0 1 8													
<b>Casey Blake, R</b> (1, 5) OBP: 0.342, SLG: 0.397	1-0 SAFE G5-4-3 1-2			1-3 K 1-2			1-3 K		2-2 41 WP 48 G4-3 HBP	1-1 BB 1-3 2-H 1B 2B	5 1 1 1 0 2 4													
<b>48 Travis Hafner, L</b> (1, 10) OBP: 0.413, SLG: 0.574		4-2 1B 41 1B HBP BB		2-0 2B F9		1-0 F9			1-0 SAFE G4-3	4-0 1B BB E IBB	4 2 1 0 2 1 2													
<b>41 Victor Martinez, S</b> (1, 2) OBP: 0.348, SLG: 0.483		1-2 HBP 1B 1B		3-1 F7		2-0 G3-1			4-1 BB 2-3 IBB	4-0 E BB	4 2 2 1 1 0 1 0 0 0 0 0 0 0 0 0 0 1 1 0 0													
<b>Coco Crisp, S</b> (9, PR) OBP: 0.281, SLG: 0.340																								
<b>Tim Laker, R</b> (9, 2) OBP: 0.333, SLG: 0.421																								
<b>Ronnie Belliard, R</b> (1, 4) OBP: 0.489, SLG: 0.532		1-1 HBP 1B 1-2 2-3 1B		0-0 F8		0-3 K		2-1 BB BB SF7 1B	4-1 BB 1-2 BB	1-1 E8 1-2 2-3 3-H 1B	5 2 3 1 1 1 1	AB 43 R 11 H 16 RBI 10 BB 8 SO 11 LOB 31												
<b>Ben Broussard, L</b> (1, 3) OBP: 0.412, SLG: 0.405		2-1 1B 1-2 2-3 3-H HBP		0-0 2B G4-3 1B		0-1 F7		0-1 SAFE F9	0-3 K	2-1 F7	5 1 1 1 0 1 6													
<b>Alex Escobar, R</b> (1, 8) OBP: 0.339, SLG: 0.314		2-3 K		1-0 G4-3 1-3 1B 2B		0-3 K		4-2 BB 1-2 BB	0-3 K	2-3 K	5 1 1 0 1 4 8													
<b>Inning Stats</b>	R: 0 E: 0 K: 0 S: 3	H: 1 LOB: 1 BB: 1 P: 9	R: 3 E: 0 K: 1 S: 19	H: 4 LOB: 2 BB: 1 P: 34	R: 0 E: 0 K: 0 S: 8	H: 1 LOB: 1 BB: 0 P: 14	R: 2 E: 0 K: 1 S: 10	H: 3 LOB: 1 BB: 0 P: 18	R: 0 E: 0 K: 1 S: 6	H: 0 LOB: 0 BB: 0 P: 7	R: 0 E: 0 K: 2 S: 11	H: 1 LOB: 1 BB: 0 P: 18	R: 2 E: 0 K: 1 S: 21	H: 2 LOB: 2 BB: 2 P: 37	R: 0 E: 0 K: 2 S: 13	H: 0 LOB: 3 BB: 2 P: 24	R: 4 E: 1 K: 2 S: 19	H: 4 LOB: 2 BB: 2 P: 36	1B: 12 2B: 3 3B: 0 HR: 1	SF: 1 SAC: 0 DP: 1 HBP: 2	WP: 2 PB: 0 SB: 2 CS: 0	PA: 54		
<b>PITCHER</b>	IP WLS BF H R ER SO BB IBB HBP BLK WP HR S P ERA WHIP																							
<b>Jon Garland, R</b> (1, 1) ERA: 4.55	6.0																							
<b>Neal Cotts, L</b> (7, 1) ERA: 1.13	1.0	H																						
<b>Cliff Politte, R</b> (8, 1) ERA: 5.14	0.1	H																						
<b>Damaso Marte, L</b> (8, 1) ERA: 3.52	0.2	B																						
<b>Billy Koch, R</b> (9, 1) ERA: 5.4	1.0																							
<b>PITCHER</b>	IP WLS BF H R ER SO BB IBB HBP BLK WP HR S P ERA WHIP																							
<b>Jon Adkins, R</b> (10, 1) ERA: 4.05	1.0	L																						

Cleveland Indians @ Chicago White Sox  
U.S. Cellular Field, Chicago, IL

Tue Apr 27 2004, 8:05 PM EDT  
Att. 14,572 - Unknown - 50 F

livebaseballscorecards.com





BOTTOM

Cleveland Indians @ Chicago White Sox  
U.S. Cellular Field, Chicago, IL

Tue Apr 27 2004, 8:05 PM EDT  
Att. 14,572 - Unknown - 50 F

livebaseballscorecards.com

AB	46
R	7
H	16
RBI	7
BB	3
SO	5
LOB	24



WP:	1	PA:	49
PB:	0		
SB:	2		
CS:	0		

AB R H RBI BB SO LOB

5	0	1	1	1	0	1
4	1	3	0	1	0	1
1	0	0	0	0	0	2
6	1	2	2	0	1	4
6	2	2	1	0	1	6
5	1	2	1	0	0	0
5	1	2	1	0	0	2
5	0	3	1	0	1	1
4	0	0	0	0	1	5
1	0	0	0	0	1	0
4	1	1	0	1	0	2

Batter	1	2	3	4	5	6	7	8	9	10
Willie Harris, L OBP: 0.294, SLG: 0.323 (1, 4)	F7	G6-3		2B		L7		G4-3		1B BB
5 Juan Uribe, R OBP: 0.397, SLG: 0.500 Ross Gload, L OBP: 0.391, SLG: 0.400 (10, PH)	HR	1B		F9		BB		1B		F9
Magglio Ordonez, R OBP: 0.366, SLG: 0.568 (1, 9)	HR	P5			P3	F7		K		1B
Frank Thomas, R OBP: 0.464, SLG: 0.529 (1, 10)	HR				1B 24 1B	F9		K		P6
Carlos Lee, R OBP: 0.341, SLG: 0.486 (1, 7)	F7				1B 24 1B			HR		P4
14 Paul Konerko, R OBP: 0.390, SLG: 0.574 (1, 3)	HR				F5			2B 24 FC6-5		F9
24 Joe Crede, R OBP: 0.263, SLG: 0.304 (1, 5)	1B				1B	1B		FC6-5 FC4-6		K
Aaron Rowand, R OBP: 0.278, SLG: 0.471 Timo Perez, L OBP: 0.217, SLG: 0.190 (10, PH)	FC5-4				K	P4		FC4-6		K
Miguel Olivo, R OBP: 0.372, SLG: 0.500 (1, 2)		L8			FC6-4			F8		1B BB BB

Inning Stats	R: 4	H: 5	E: 0	K: 0	S: 18	R: 0	H: 1	E: 0	K: 0	S: 11	R: 0	H: 0	E: 0	K: 0	S: 8	R: 1	H: 2	E: 0	K: 1	S: 15	R: 0	H: 3	E: 0	K: 0	S: 9	R: 0	H: 1	E: 0	K: 0	S: 10	R: 1	H: 2	E: 0	K: 0	S: 15	R: 0	H: 2	E: 0	K: 2	S: 12	R: 0	H: 1	E: 0	K: 1	S: 7	R: 0	H: 1	E: 0	K: 1	S: 14	R: 0	H: 1	E: 0	K: 1	S: 26	1B: 10	SF: 0	2B: 2	3B: 0	HR: 4	SAC: 0	DP: 0	HBP: 0	WP: 1	PA: 49
--------------	------	------	------	------	-------	------	------	------	------	-------	------	------	------	------	------	------	------	------	------	-------	------	------	------	------	------	------	------	------	------	-------	------	------	------	------	-------	------	------	------	------	-------	------	------	------	------	------	------	------	------	------	-------	------	------	------	------	-------	--------	-------	-------	-------	-------	--------	-------	--------	-------	--------

PITCHER	IP	WLS	BF	H	R	ER	SO	BB	IBB	HBP	BLK	WP	HR	S	P	ERA	WHIP
Jeff D'Amico, R ERA: 5.87 (1, 1)	4.0		8	5	5	5	1	0	0	0	0	0	3	52	72	11.25	2.000
Kazuhito Tadano, R ERA: 6.75 (5, 1)	1.1		9	4	1	1	0	1	0	0	0	1	0	17	30	6.75	3.750
Rick White, R ERA: 5.4 (6, 1)	1.2		7	2	1	1	0	0	0	0	0	0	1	17	24	5.40	1.200
63 Rafael Betancourt, R ERA: 4.26 (8, 1)	2.0	W	7	1	0	0	3	0	0	0	0	0	0	19	24	0.00	0.500
David Riske, R ERA: 9.0 (10, 1)	1.0		6	1	0	0	1	2	0	0	0	0	0	14	26	0.00	3.000

Batter	1	2	3	4	5	6	7	8	9	AB R H RBI BB SO LOB
Ronnie Belliard, R OBP: 0.505, SLG: 0.563 (1, 4)	0-2 G3-1 2B		4-1 G4-3 BB	3-2 E 2B		4-2 WP HR BB		0-2 G6-3		3 2 2 3 2 0 0
Omar Vizquel, S OBP: 0.359, SLG: 0.390 (1, 6)	1-2 P2		1-1 G4-3	0-1 E9 1B 2B		1-2 HR		2-2 G4-3		5 2 1 2 0 0 2
Jody Gerut, L OBP: 0.344, SLG: 0.427 (1, 9)	0-0 G3-1 2-3		3-3 K	0-1 2B 1B		0-3 K				5 0 1 0 0 2 2
Casey Blake, R OBP: 0.333, SLG: 0.397 (1, 5)	1-0 G6-3			G4-3 2B		2-3 K				5 0 1 1 0 1 1
Matt Lawton, L OBP: 0.347, SLG: 0.494 (1, 7)		2-2 1B		1B 1B			2-2 F7			5 1 2 0 0 0 2
Lou Merloni, R OBP: 0.300, SLG: 0.308 Ben Broussard, L OBP: 0.412, SLG: 0.405 (1, 3) (9, 3)		2-1 FC6-4 1B		3-2 BB 1B 2B 1B		0-1 F8				4 1 2 0 0 0 0 0 0 0 0 0 0 0
Alex Escobar, R OBP: 0.365, SLG: 0.333 (1, 8)		0-3 K		0-0 BB 2B 1B		4-2 G6-4-3 BB		1-1 1B		3 1 2 1 1 1 1
Tim Laker, R OBP: 0.320, SLG: 0.364 (1, 2)		1-0 FC6-4 1-2f		4-0 2B BB		0-0 G6-4-3		1-2 G6-3		3 1 0 0 1 0 3
Coco Crisp, S OBP: 0.262, SLG: 0.316 (1, 10)			1-1 G6-3	1-3 K			3-3 K			4 0 0 0 0 3 3

Inning Stats	R: 0 E: 0 K: 0 S: 8	H: 1 LOB: 1 BB: 0 P: 10	R: 0 E: 0 K: 1 S: 11	H: 2 LOB: 1 BB: 0 P: 16	R: 0 E: 0 K: 1 S: 10	H: 0 LOB: 1 BB: 1 P: 19	R: 6 E: 1 K: 1 S: 27	H: 6 LOB: 2 BB: 1 P: 43	R: 0 E: 0 K: 0 S: 5	H: 0 LOB: 0 BB: 1 P: 9	R: 2 E: 0 K: 3 S: 15	H: 1 LOB: 0 BB: 1 P: 25	R: 0 E: 0 K: 0 S: 10	H: 1 LOB: 1 BB: 0 P: 15	R: 0 E: 0 K: 1 S: 9	H: 0 LOB: 0 BB: 0 P: 12	R: 0 E: 0 K: 0 S: 6	H: 0 LOB: 0 BB: 0 P: 11	1B: 7 2B: 3 3B: 0 HR: 1	SF: 0 SAC: 0 DP: 1 HBP: 0	WP: 1 PB: 0 SB: 0 CS: 0	PA: 41
Scott Schoeneweis, L ERA: 4.38 Shingo Takatsu, R ERA: 3.86 Michael Jackson, R ERA: 1.93 (1, 1) (6, 1) (8, 1)	IP	WLS	BF	H	R	ER	SO	BB	IBB	HBP	BLK	WP	HR	S	P	ERA	WHIP					
	5.1		29	10	8	6	4	4	0	0	0	1	1	70	114	10.12	2.625					
	1.2		6	1	0	0	2	0	0	0	0	0	0	16	23	0.00	0.600					
	2.0	W	6	0	0	0	1	0	0	0	0	0	0	15	23	0.00	0.000					

**TOP**

**Cleveland Indians @ Chicago White Sox**

U.S. Cellular Field, Chicago, IL

Wed Apr 28 2004, 2:05 PM EDT  
Att. 12,189 - Sunny - 76 F

<b>AB</b>	<b>37</b>
<b>R</b>	<b>8</b>
<b>H</b>	<b>11</b>
<b>RBI</b>	<b>7</b>
<b>BB</b>	<b>4</b>
<b>SO</b>	<b>7</b>
<b>LOB</b>	<b>14</b>

C™

BOTTOM

Cleveland Indians @ Chicago White Sox  
U.S. Cellular Field, Chicago, IL

AB 41  
R 9  
H 15  
RBI 8  
BB 2  
SO 0  
LOB 18



WP: 0 PA: 45  
PB: 0  
SB: 1  
CS: 0

ERA WHIP

Wed Apr 28 2004, 2:05 PM EDT  
Att. 12,189 - Sunny - 76 F

livebaseballscorecards.com

AB R H RBI BB SO LOB

5	1	1	0	0	0	3
3	2	3	1	1	0	0
5	2	1	2	0	0	3
3	0	1	0	1	0	1
1	0	0	0	0	0	0
5	1	2	1	0	0	2
5	0	0	0	0	0	3
0	1	0	0	0	0	0
5	2	3	2	0	0	2
5	0	3	1	0	0	1
4	0	1	1	0	0	3

1B: 8	SF: 1
3B: 0	SAC: 1
HR: 3	DP: 0
	HBP: 0

IP	WLS	BF	H	R	ER	SO	BB	IBB	HBP	BLK	WP	HR	S	P	ERA	WHIP
----	-----	----	---	---	----	----	----	-----	-----	-----	----	----	---	---	-----	------

Batter

Willie Harris, L (1, 4) OBP: 0.288, SLG: 0.313	0-2 SH1-3 E 1B	0-0 G3-1 2-3	0-1 F7 1 SAFE C 1 SAFE X	2-1 G3 1-1 G4-3 2B	1-2 P5 1-1 HR 1B	0-0 G3 1-1 G4-3 2B	0-1 P4 1-2 F8 2B	0-0 G5-3 1-2 G6-3 1B	0-1 E3 24 1B 1B	1-0 HR 1-2 SF9 1B	1-1 F9 1-3 2-H 1B	0-2 SF9 3-H 1B
---	-------------------------	--------------------	---	--------------------------------	------------------------------	--------------------------------	------------------------------	----------------------------------	-----------------------------	-------------------------------	-------------------------------	-------------------------

Batter

5 Juan Uribe, R (1, 6) OBP: 0.435, SLG: 0.596	1-0 SH1-3 1-3	4-0 BB		2-2 G4-3 2B	1-1 HR	0-0 G3	0-1 P4 2B	0-0 G5-3	0-1 E3 24 1B 1B	1-0 HR	2-1 F9 1B	0-0 SF9 2B
--	---------------------	-----------	--	-------------------	-----------	-----------	-----------------	-------------	-----------------------------	-----------	-----------------	------------------

Batter

Magglio Ordonez, R (1, 9) OBP: 0.356, SLG: 0.582	1-2 FC5 1B	2-0 G4-3		1-1 G4-3	0-0 G3	0-0 G3	0-1 P4 2B	0-0 G5-3	0-1 E3 24 1B 1B	1-0 HR	2-1 F9 1B	0-2 SF9 2B
---	------------------	-------------	--	-------------	-----------	-----------	-----------------	-------------	-----------------------------	-----------	-----------------	------------------

Batter

Frank Thomas, R (1, 10) OBP: 0.466, SLG: 0.537 Ross Gload, L (7, PR) OBP: 0.375, SLG: 0.381	4-0 1B BB		2-2 G4-3	1-2 P4	0-1 P4 2B							
--	-----------------	--	-------------	-----------	-----------------	--	--	--	--	--	--	--

Batter

Carlos Lee, R (1, 7) OBP: 0.345, SLG: 0.494	0-1 24 FC4-6 1B		1-1 P3	1-0 P4	1-2 F8							
--	--------------------------	--	-----------	-----------	-----------	--	--	--	--	--	--	--

Batter

14 Paul Konerko, R (1, 3) OBP: 0.366, SLG: 0.534 32 Kelly Dransfeldt, R (9, PR) OBP: 0.400, SLG: 0.400	3-1 F8		0-1 G4-3									
---	-----------	--	-------------	--	--	--	--	--	--	--	--	--

Batter

24 Joe Crede, R (1, 5) OBP: 0.284, SLG: 0.365	2-2 FC4-6 1-2f 1B		1-1 FC5-4 1B	2-1 G5-3	1-2 G6-3							
--	----------------------------	--	--------------------	-------------	-------------	--	--	--	--	--	--	--

Batter

Timo Perez, L (1, 8) OBP: 0.286, SLG: 0.269		0-1 G3-1 G5-3 1B		2-1 FC5-4 1-2f 1B	2-2 F9 1B							
--	--	---------------------------	--	----------------------------	-----------------	--	--	--	--	--	--	--

Batter

Sandy Alomar Jr., R (1, 2) OBP: 0.267, SLG: 0.429		2-2 G5-3 1-2 1B		1-1 F9	2-0 G6-3							
--	--	--------------------------	--	-----------	-------------	--	--	--	--	--	--	--

Inning Stats

R: 2	H: 2	R: 0	H: 1	R: 0	H: 0	R: 0	H: 1	R: 0	H: 1	R: 1	H: 2	R: 1	H: 2	R: 5	H: 5	1B: 8	SF: 1	WP: 0	PA: 45
E: 1	LOB: 2	E: 0	LOB: 2	E: 0	LOB: 0	E: 0	LOB: 1	E: 0	LOB: 1	E: 0	LOB: 1	E: 0	LOB: 1	E: 1	LOB: 1	2B: 4	SAC: 1	PB: 0	
K: 0	BB: 1	K: 0	BB: 1	K: 0	BB: 0	K: 0	BB: 0	K: 0	BB: 0	K: 0	BB: 0	K: 0	BB: 0	K: 0	BB: 0	3B: 0	DP: 0	SB: 1	
S: 15	P: 26	S: 8	P: 16	S: 7	P: 10	S: 8	P: 12	S: 10	P: 17	S: 10	P: 14	S: 9	P: 15	S: 20	P: 32	HR: 3	HBP: 0	CS: 0	

PITCHER	IP	WLS	BF	H	R	ER	SO	BB	IBB	HBP	BLK	WP	HR	S	P	ERA	WHIP
Jason Davis, R (1, 1) ERA: 4.91	6.2		31	8	3	2	0	2	0	0	0	0	1	67	106	2.70	1.500
Jack Cressend, R (7, 1) ERA: 7.3	1.0		5	2	1	1	0	0	0	0	0	0	1	9	15	9.00	2.000
Rick White, R (8, 1) ERA: 4.5	0.1		1	0	0	0	0	0	0	0	0	0	0	3	4	0.00	0.000
David Riske, R (9, 1) ERA: 12.27	0.1		4	3	3	3	0	0	0	0	0	0	1	11	21	81.00	9.000
63 Rafael Betancourt, R (9, 1) ERA: 4.15	0.1	L	4	2	2	0	0	0	0	0	0	0	0	9	11	0.00	6.000

Batter	1	2	3	4	5	6	7	8	9	AB R H RBI BB SO LOB	TOP											
1 Brian Roberts, S (1, 4) OBP: 0.356, SLG: 0.421	1-1 SF8 1B	2-2 FC6-4		1-2 F7			0-1 G5-3		0-0 F8	5 1 1 0 0 0 4												
6 Melvin Mora, R (1, 5) OBP: 0.449, SLG: 0.506 José Bautista, R (8, 5) OBP: 0.375, SLG: 0.286	0-1 1B		0-3 K		2-1 G6-3		4-1 BB			3 0 1 0 1 1 0 0 0 0 0 0 0 0												
10 Miguel Tejada, R (1, 6) OBP: 0.374, SLG: 0.453 Luis Lopez, S (8, 6) X	1-2 P5		4-0 BB		0-2 G6-3		1-2 FC4-6			3 0 0 0 1 0 3 0 0 0 0 0 0 0												
Rafael Palmeiro, L (1, 3) OBP: 0.411, SLG: 0.486	1-1 SF8		0-0 FC4-6		1-2 F9			3-2 P3		3 0 0 1 0 0 1												
Luis Matos, R (1, 8) OBP: 0.321, SLG: 0.303	2-0 F8		3-3 K			0-0 1B		0-1 HR		4 1 2 1 0 1 2												
31 Jay Gibbons, L (1, 10) OBP: 0.337, SLG: 0.382		1-0 P5		0-1 1B		1-2 F8		0-2 G4-3		4 0 1 0 0 0 1												
Darnell McDonald, R (1, 9) OBP: 0.500, SLG: 0.333		4-0 BB		1-1 1B		0-1 F8		1-3 K		3 0 1 0 1 1 1												
Larry Bigbie, L (1, 7) OBP: 0.318, SLG: 0.436		4-2 SAFE 1 FC6-4 BB		0-3 K		2-3 K			2-1 1B	3 0 1 0 1 2 3												
Keith Osik, R (1, 2) OBP: 0.077, SLG: 0.077		1-3 K		2-0 F7			0-0 G4-3		3-2 G6-4-3	4 0 0 0 0 1 5												
<b>Inning Stats</b>	R: 1 E: 0 K: 0 S: 11	H: 2 LOB: 1 BB: 0 P: 15	R: 0 E: 0 K: 1 S: 9	H: 0 LOB: 2 BB: 2 P: 21	R: 0 E: 0 K: 2 S: 9	H: 0 LOB: 1 BB: 1 P: 16	R: 0 E: 0 K: 1 S: 12	H: 2 LOB: 2 BB: 0 P: 16	R: 0 E: 0 K: 0 S: 8	H: 0 LOB: 0 BB: 0 P: 11	R: 0 E: 0 K: 1 S: 9	H: 1 LOB: 1 BB: 0 P: 12	R: 0 E: 0 K: 0 S: 8	H: 0 LOB: 1 BB: 1 P: 13	R: 1 E: 0 K: 1 S: 15	H: 1 LOB: 0 BB: 0 P: 19	R: 0 E: 0 K: 0 S: 6	H: 1 LOB: 0 BB: 0 P: 11	1B: 6 2B: 0 3B: 0 HR: 1	SF: 1 SAC: 0 DP: 1 HBP: 0	WP: 0 PB: 0 SB: 1 CS: 0	PA: 37
<b>PITCHER</b>	IP WLS BF H R ER SO BB IBB HBP BLK WP HR S P ERA WHIP																					
31 Cliff Lee, L (1, 1) ERA: 3.14	7.0 W 30 5 1 1 5 4 0 0 0 0 0 0 66 104 1.29 1.286																					
Scott Stewart, L (8, 1) ERA: 9.82	1.0 4 1 1 1 1 0 0 0 0 0 0 1 15 19 9.00 1.000																					
Kazuhito Tadano, R (9, 1) ERA: 3.86	1.0 3 1 0 0 0 0 0 0 0 0 0 0 6 11 0.00 1.000																					

**Baltimore Orioles @ Cleveland Indians**  
 Jacobs Field, Cleveland, OH  
 Fri Apr 30 2004, 7:05 PM EDT  
 Att. 18,782 - Unknown - 61 F

[livebaseballscorecards.com](http://livebaseballscorecards.com)

<b>AB</b>	<b>32</b>
<b>R</b>	<b>2</b>
<b>H</b>	<b>7</b>
<b>RBI</b>	<b>2</b>
<b>BB</b>	<b>4</b>
<b>SO</b>	<b>6</b>
<b>LOB</b>	<b>20</b>



BOTTOM

Baltimore Orioles @ Cleveland Indians

Jacobs Field, Cleveland, OH

Fri Apr 30 2004, 7:05 PM EDT

Att: 18,782 - Unknown - 61 F

livebaseballscorecards.com

AB	36
R	11
H	15
RBI	10
BB	5
SO	3
LOB	23



WP:	0	PA:	43
PB:	2	SB:	1
CS:	0		

AB R H RBI BB SO LOB

5 2 4 1 0 0 1  
3 2 2 3 1 0 1  
0 0 0 0 0 0 0

3 1 1 0 2 0 3

3 1 0 0 1 1 7

5 1 2 4 0 1 4

5 0 1 1 0 0 2

4 1 1 1 1 0 1

4 1 2 0 0 1 1

4 2 2 0 0 0 3

1B:	9	SF:	1
2B:	6	SAC:	0
3B:	0	DP:	2
HR:	0	HBP:	1

Batter	1	2	3	4	5	6	7	8	9
<b>Matt Lawton, L</b> OBP: 0.370, SLG: 0.511 (1, 7)	0-1 1B FC5-2 1B	0-0 2B 1B		0-0 G3 1-2		0-2 G5-4-3 48 2B 1B	2-0 BB 1B		
<b>Omar Vizquel, S</b> OBP: 0.371, SLG: 0.412 <b>John McDonald, R</b> OBP: 0.091, SLG: 0.091 (1, 6) (8, 6)	1-0 FC5-2 48 2B 1B	1-1 G4-3 1-H 3-H 2B		3-1 F9		4-1 1 SAFE B 1 SAFE B B C B G5-4-3 48 2B BB	1-2 SF7 3-H		
<b>Jody Gerut, L</b> OBP: 0.357, SLG: 0.424 (1, 9)	1-1 FC5-2 48 2B 1B	0-0 G4-3		4-1 PB BB		0-0 F7	4-2 1-2 BB		
<b>Casey Blake, R</b> OBP: 0.337, SLG: 0.382 (1, 5)	0-0 FC5-2 48 2B 41 G3-1 1-2 2-3 3-H	1-1 48 G4-6-3 HBP		4-1 1-2 3-H BB		3-2 G5-4-3 1-2 2-3	1-3 K		
<b>48 Travis Hafner, L</b> OBP: 0.413, SLG: 0.591 (1, 10)	1-2 41 G3-1 1B 1-3 2-H 3-H 2B	2-1 G4-6-3 1-2f		0-3 K		0-0 2B	0-0 G4-3		
<b>41 Victor Martinez, S</b> OBP: 0.338, SLG: 0.462 (1, 2)	0-0 G3-1 2-3 3-H 1B		3-1 F8		0-0 G4-3	2-1 L7	2-1 G4-6-3 1B		
<b>Ronnie Belliard, R</b> OBP: 0.500, SLG: 0.548 (1, 4)	1-2 3-H 1B		1-1 G6-3		1-0 G5-3		4-2 2B 1B BB 1-2f	1-1 G4-6-3	
<b>Ben Broussard, L</b> OBP: 0.418, SLG: 0.457 (1, 3)	0-3 K		1-0 F8		3-2 2B		0-2 1B SF7 2B		
<b>Alex Escobar, R</b> OBP: 0.373, SLG: 0.362 (1, 8)		0-0 1B 2B 2B		1-1 PB G3 PB 1B		1-2 G6-3	1-1 G5-3		

Inning Stats	R: 4	H: 5	E: 0	K: 1	S: 16	LOB: 1	BB: 0	P: 20
	R: 2	H: 3	E: 0	K: 0	S: 8	LOB: 1	BB: 0	P: 12
	R: 0	H: 0	E: 0	K: 0	S: 5	LOB: 0	BB: 0	P: 10
	R: 1	H: 1	E: 0	K: 1	S: 10	LOB: 2	BB: 2	P: 22
	R: 0	H: 1	E: 0	K: 0	S: 8	LOB: 1	BB: 0	P: 13
	R: 2	H: 2	E: 0	K: 0	S: 16	LOB: 1	BB: 1	P: 25
	R: 2	H: 2	E: 0	K: 1	S: 21	LOB: 2	BB: 2	P: 34
	R: 0	H: 1	E: 0	K: 0	S: 5	LOB: 0	BB: 0	P: 8

PITCHER	IP	WLS	BF	H	R	ER	SO	BB	IBB	HBP	BLK	WP	HR	S	P	ERA	WHIP
<b>Sidney Ponson, R</b> ERA: 6.29 (1, 1)	3.2	L	22	9	7	6	1	2	0	1	0	0	0	36	61	14.73	3.000
<b>Rick Bauer, R</b> ERA: 4.3 (4, 1)	2.0		9	2	2	2	1	1	0	0	0	0	0	24	36	9.00	1.500
<b>John Parrish, L</b> ERA: 5.65 (6, 1)	1.1		9	3	2	2	1	2	0	0	0	0	0	24	39	13.50	3.750
<b>Buddy Groom, L</b> ERA: 1.17 (8, 1)	1.0		3	1	0	0	0	0	0	0	0	0	0	5	8	0.00	1.000

Batter	1	2	3	4	5	6	7	8	9	10	11	12	13	AB R H RBI BB SO LOB	TOP																					
<b>1 Brian Roberts, S</b> OBP: 0.355, SLG: 0.410 (1, 4)	F9		FC6-4 1B			L3		F7			FC5-2 BB	K		5 0 1 0 1 1 2																						
<b>6 Melvin Mora, R</b> OBP: 0.442, SLG: 0.528 (1, 5)	K		FC6-4			HR		1B			L9		K	6 1 2 2 0 2 3																						
<b>10 Miguel Tejada, R</b> OBP: 0.371, SLG: 0.446 (1, 6)	P3					G5-3		G1-3			FC5-2 BB		1B	6 0 2 0 0 0 1																						
<b>Rafael Palmeiro, L</b> OBP: 0.406, SLG: 0.468 (1, 3)		F9				G3				G6-3		FC5-2 BB	1B	5 0 1 0 1 0 0																						
<b>Luis Matos, R</b> OBP: 0.300, SLG: 0.280 (1, 8)		F7				G6-3				G4-3		FC5-2	1B	6 0 0 0 0 0 5																						
<b>31 Jay Gibbons, L</b> OBP: 0.319, SLG: 0.358 (1, 10)		P2				F8				K		K		5 0 0 0 0 2 3																						
<b>B.J. Surhoff, L</b> OBP: 0.324, SLG: 0.333 <b>Larry Bigbie, L</b> OBP: 0.326, SLG: 0.443 (10, PR) (10, 7)			L7			L9					L4 1B		G6-3 1B	4 0 2 0 0 0 0 1 0 1 0 0 0 0																						
<b>Darnell McDonald, R</b> OBP: 0.333, SLG: 0.143 (1, 9)		F8				P3		BB			F9		K	4 1 0 0 1 1 3																						
<b>Keith Osik, R</b> OBP: 0.111, SLG: 0.111 (1, 2)			1B			G5-3		L9			L4		G6-3	5 0 1 0 0 0 4																						
<b>Inning Stats</b>	R: 0 E: 0 K: 1 S: 10	H: 0 LOB: 0 BB: 0 P: 12	R: 0 E: 0 K: 0 S: 6	H: 0 LOB: 0 BB: 0 P: 12	R: 0 E: 0 K: 0 S: 10	H: 2 LOB: 2 BB: 0 P: 16	R: 0 E: 0 K: 0 S: 6	H: 0 LOB: 0 BB: 0 P: 9	R: 0 E: 0 K: 0 S: 8	H: 1 LOB: 1 BB: 0 P: 13	R: 1 E: 0 K: 0 S: 10	H: 1 LOB: 0 BB: 0 P: 15	R: 0 E: 0 K: 1 S: 11	H: 0 LOB: 0 BB: 0 P: 14	R: 0 E: 0 K: 1 S: 22	H: 1 LOB: 3 BB: 2 P: 35	R: 0 E: 0 K: 2 S: 9	H: 1 LOB: 1 BB: 0 P: 14	R: 0 E: 0 K: 1 S: 13	H: 2 LOB: 1 BB: 0 P: 19	1B: 8 2B: 3 3B: 0 HR: 1	SF: 0 SAC: 0 DP: 2 HBP: 0	WP: 0 PB: 0 SB: 1 CS: 0	PA: 50												
<b>PITCHER</b>	IP WLS BF H R ER SO BB IBB HBP BLK WP HR S P ERA WHIP																																			
<b>CC Sabathia, L</b> ERA: 1.81 (1, 1)	7.0		25	4	1	1	1	0	0	0	0	0	0	0	0	1.29	0.571																			
<b>Rick White, R</b> ERA: 6.0 (8, 1)	1.0	B	5	1	1	1	0	1	0	0	0	0	0	0	0	9.00	2.000																			
<b>63 Rafael Betancourt, R</b> ERA: 3.86 (9, 1)	1.0		3	0	0	0	1	0	0	0	0	0	0	0	0	0.00	0.000																			
<b>Jack Cressend, R</b> ERA: 6.59 (10, 1)	1.1		6	2	0	0	0	1	0	0	0	0	0	0	0	2.250																				
<b>Scott Stewart, L</b> ERA: 9.0 (11, 1)	0.2		4	1	0	0	1	1	0	0	0	0	0	0	0	0.00	3.000																			
<b>PITCHER</b>	IP WLS BF H R ER SO BB IBB HBP BLK WP HR S P ERA WHIP																																			
<b>Chad Durbin, R</b> ERA: 12.66 (12, 1)	2.0		7	2	0	0	3	0	0	0	0	0	0	0	0																					


**Baltimore Orioles @ Cleveland Indians**  
**Jacobs Field, Cleveland, OH**  
 Sat May 01 2004, 1:05 PM EDT  
 Att. 17,275 - Overcast - 58 F

livebaseballscorecards.com

AB	47
R	2
H	10
RBI	2
BB	3
SO	6
LOB	21





Batter	1	2	3	4	5	6	7	8	9	AB R H RBI BB SO LOB	TOP												
18 Johnny Damon, L (1, 8) OBP: 0.355, SLG: 0.355	1-2 G4-3		0-0 G4-3		3-2 F8		4-1 34 BB 2B BB		1-2 E S 1B	4 1 1 0 1 0 2													
Bill Mueller, S (1, 5) OBP: 0.325, SLG: 0.363	1-1 G3		4-1 BB		0-3 K		4-2 34 BB 2B BB		2-3 SAFE K	3 0 0 0 2 2 2													
34 David Ortiz, L (1, 10) OBP: 0.366, SLG: 0.545	3-3 K		3-2 G3		2-2 G4-3		1-1 1-3 2-H 2B		2-0 G4-3	5 0 1 1 0 1 4													
Manny Ramirez, R (1, 7) OBP: 0.425, SLG: 0.576		1-1 G3		1-3 K		0-0 F9		4-0 IBB	4-2 BB	3 0 0 0 2 1 0													
Brian Daubach, L (1, 3) OBP: 0.316, SLG: 0.313		2-2 G4-3		3-1 E6 1B 1B		1-0 G3-1 2B		1-3 K	0-0 F7	5 0 1 0 0 1 5													
Jason Varitek, S (1, 2) OBP: 0.433, SLG: 0.560		3-1 2B		3-0 1B 1-2 1B		2-1 G3-1 2-3		1-3 K		4 0 2 0 0 1 4													
Kevin Millar, R (1, 9) OBP: 0.320, SLG: 0.352		0-1 G5-3		2-2 G4-6-3 1B		4-1 BB		2-3 K		3 0 1 0 1 1 1													
Cesar Crespo, S (8, 6) OBP: 0.163, SLG: 0.233				1-2 2-3 1B						0 0 0 0 0 0 0	AB 34 R 1 H 8 RBI 1 BB 6 SO 9 LOB 23												
Mark Bellhorn, S (1, 4) OBP: 0.417, SLG: 0.338			2-1 18 G4-3 SH5-3 1B		1-0 G4-6-3		1-1 G4-3		3-3 K	4 0 1 0 0 1 5													
Pokey Reese, R (1, 6) OBP: 0.271, SLG: 0.273			0-0 SH5-3		0-2 34 S 1B				2-2 G1-3	2 0 1 0 0 1 0													
Dave McCarty, R (8, PH) OBP: 0.370, SLG: 0.348										1 0 0 0 0 0 0													
<b>Inning Stats</b>	R: 0 E: 0 K: 1 S: 8	H: 0 LOB: 0 BB: 0 P: 13	R: 0 E: 0 K: 0 S: 11	H: 1 LOB: 1 BB: 0 P: 17	R: 0 E: 0 K: 0 S: 10	H: 1 LOB: 2 BB: 1 P: 19	R: 0 E: 1 K: 1 S: 11	H: 2 LOB: 2 BB: 0 P: 21	R: 0 E: 0 K: 1 S: 13	H: 1 LOB: 1 BB: 0 P: 18	R: 0 E: 0 K: 0 S: 7	H: 1 LOB: 2 BB: 1 P: 15	R: 1 E: 0 K: 3 S: 18	H: 1 LOB: 3 BB: 3 P: 35	R: 0 E: 0 K: 2 S: 12	H: 0 LOB: 0 BB: 0 P: 19	R: 0 E: 1 K: 1 S: 13	H: 1 LOB: 2 BB: 1 P: 22	1B: 5 2B: 3 3B: 0 HR: 0	SF: 0 SAC: 1 DP: 1 HBP: 0	WP: 0 PB: 0 SB: 2 CS: 0	PA: 41	
<b>PITCHER</b>	IP WLS BF H R ER SO BB IBB HBP BLK WP HR S P ERA WHIP																					<b>PITCHER</b>	IP WLS BF H R ER SO BB IBB HBP BLK WP HR S P ERA WHIP
37 Jake Westbrook, R (1, 1) ERA: 1.32	6.0 W 26 6 0 0 3 2 0 0 0 0 0 0 60 103 0.00 1.333																						
David Riske, R (7, 1) ERA: 12.91	0.1 H 3 0 1 1 1 2 0 0 0 0 0 0 8 18 27.00 6.000																						
Rick White, R (7, 1) ERA: 3.86	1.2 H 7 1 0 0 4 0 1 0 0 0 0 0 22 36 0.00 0.600																						
63 Rafael Betancourt, R (8, 1) ERA: 3.6	1.0 S 5 1 0 0 1 1 0 0 0 0 0 0 13 22 0.00 2.000																						

**Boston Red Sox @ Cleveland Indians**  
**Jacobs Field, Cleveland, OH**  
 Mon May 03 2004, 7:05 PM EDT  
 Att. 16,285 - Cloudy - 46 F

[livebaseballscorecards.com](http://livebaseballscorecards.com)



Batter	1	2	3	4	5	6	7	8	9
<b>Matt Lawton, L</b> OBP: 0.355, SLG: 0.480 (1, 7)	1-0 G4-3	1-3 K			0-0 G4-3		2-3 K		
<b>Omar Vizquel, S</b> OBP: 0.336, SLG: 0.368 (1, 6)	0-0 G3		2-3 K		1-2 F9			2-3 K	
<b>Jody Gerut, L</b> OBP: 0.361, SLG: 0.409 (1, 9)	2-1 41 HR 1B		3-1 F9			1-3 K		0-3 K	
<b>41 Victor Martinez, S</b> OBP: 0.367, SLG: 0.543 (1, 2)	0-0 1-H HR		0-1 48 1B		0-2 48 F9 2B			0-2 G5-3	
<b>48 Travis Hafner, L</b> OBP: 0.420, SLG: 0.575 (1, 10)	2-2 1B		1-2 1B		1-0 F9		2-3 F9		
<b>Ronnie Belliard, R</b> OBP: 0.467, SLG: 0.505 (1, 4)	1-3 K			0-0 F7		0-2 G6-3			
<b>Ben Broussard, L</b> OBP: 0.397, SLG: 0.429 (1, 3)		0-1 G3		3-2 G6-3		2-2 G3			
<b>Casey Blake, R</b> OBP: 0.347, SLG: 0.373 (1, 5)		1-0 1B		2-2 F9		1-3 K			
<b>Alex Escobar, R</b> OBP: 0.347, SLG: 0.323 (1, 8)		1-1 F8			0-0 G5-3		4-1 BB		

Inning Stats	R: 2 E: 0 K: 1 S: 12	H: 3 LOB: 1 BB: 0 P: 18	R: 0 E: 0 K: 1 S: 9	H: 1 LOB: 1 BB: 0 P: 12	R: 0 E: 0 K: 1 S: 11	H: 2 LOB: 2 BB: 0 P: 17	R: 0 E: 0 K: 0 S: 10	H: 0 LOB: 0 BB: 0 P: 15	R: 0 E: 0 K: 0 S: 6	H: 0 LOB: 0 BB: 0 P: 7	R: 0 E: 0 K: 1 S: 12	H: 1 LOB: 1 BB: 0 P: 14	R: 0 E: 0 K: 2 S: 11	H: 0 LOB: 1 BB: 1 P: 20	R: 0 E: 0 K: 2 S: 9	H: 0 LOB: 0 BB: 0 P: 11
--------------	-------------------------------	----------------------------------	------------------------------	----------------------------------	-------------------------------	----------------------------------	-------------------------------	----------------------------------	------------------------------	---------------------------------	-------------------------------	----------------------------------	-------------------------------	----------------------------------	------------------------------	----------------------------------

PITCHER	IP	WLS	BF	H	R	ER	SO	BB	IBB	HBP	BLK	WP	HR	S	P	ERA	WHIP
<b>38 Curt Schilling, R</b> ERA: 3.19 (1, 1)	7.0	L	28	7	2	2	6	1	0	0	0	0	1	71	103	2.57	1.143
<b>Alan Embree, L</b> ERA: 2.92 (8, 1)	1.0		3	0	0	0	2	0	0	0	0	0	0	9	11	0.00	0.000

AB R H RBI BB SO LOB

AB	R	H	RBI	BB	SO	LOB
4	0	0	0	0	2	2
4	0	0	0	0	2	0
4	1	1	0	0	2	0
4	1	3	2	0	0	0
3	0	2	0	0	0	1
3	0	0	0	0	1	2
3	0	0	0	0	0	0
3	0	1	0	0	1	0
2	0	0	0	1	0	1

AB	30
R	2
H	7
RBI	2
BB	1
SO	8
LOB	6



WP	PA	31
WP: 0	PA: 31	
PB: 0		
SB: 0		
CS: 0		

**Boston Red Sox @ Cleveland Indians**  
**Jacobs Field, Cleveland, OH**  
 Mon May 03 2004, 7:05 PM EDT  
 Att: 16,285 - Cloudy - 46 F

livebaseballscorecards.com

Batter	1	2	3	4	5	6	7	8	9	AB R H RBI BB SO LOB	TOP											
18 Johnny Damon, L (1, 8) OBP: 0.357, SLG: 0.381	1-3 		4-1 		1-1 		1-3 		0-0 	4 1 1 3 1 2 2												
Mark Bellhorn, S (1, 4) OBP: 0.417, SLG: 0.333	4-0 		1-2 		1-3 		0-0 		0-0 	4 0 1 0 1 1 3												
34 David Ortiz, L (1, 10) OBP: 0.350, SLG: 0.519	0-0 		2-3 		2-2 			2-2 	0-0 	5 0 0 0 0 1 4												
Manny Ramirez, R (1, 7) OBP: 0.424, SLG: 0.596	0-2 		3-2 		3-1 			2-2 	1-3 	5 1 2 1 0 1 2												
Jason Varitek, S (1, 2) OBP: 0.426, SLG: 0.544	1-2 			0-2 		0-0 		3-2 		4 1 1 0 0 1 2												
Brian Daubach, L (1, 9) OBP: 0.348, SLG: 0.400		2-2 		2-0 		2-2 			0-0 	4 1 2 0 0 0 0												
Dave McCarty, R (1, 3) OBP: 0.355, SLG: 0.308				1-2 		2-2 			4-2 	3 1 0 0 1 0 1												
Bill Mueller, S (1, 5) OBP: 0.331, SLG: 0.368		1-0 		0-2 			0-1 		0-2 	4 0 2 0 0 0 2												
Pokey Reese, R (1, 6) OBP: 0.274, SLG: 0.275 Gabe Kapler, R (9, PH) OBP: 0.269, SLG: 0.250		1-2 			2-2 		1-1 		0-0 	3 0 1 0 0 0 2 1 1 1 1 0 0 0												
<b>Inning Stats</b>	R: 0 E: 0 K: 1 S: 11	H: 1 LOB: 2 BB: 1 P: 17	R: 0 E: 0 K: 0 S: 9	H: 1 LOB: 1 BB: 0 P: 13	R: 0 E: 0 K: 1 S: 16	H: 0 LOB: 1 BB: 1 P: 26	R: 1 E: 0 K: 0 S: 10	H: 2 LOB: 0 BB: 0 P: 13	R: 0 E: 0 K: 1 S: 12	H: 1 LOB: 1 BB: 0 P: 18	R: 1 E: 0 K: 0 S: 13	H: 1 LOB: 0 BB: 0 P: 20	R: 0 E: 0 K: 1 S: 9	H: 1 LOB: 1 BB: 0 P: 11	R: 0 E: 0 K: 1 S: 13	H: 0 LOB: 0 BB: 0 P: 20	R: 4 E: 0 K: 1 S: 13	H: 4 LOB: 1 BB: 1 P: 19	1B: 8 2B: 1 3B: 0 HR: 2	SF: 0 SAC: 0 DP: 1 HBP: 0	WP: 0 PB: 0 SB: 0 CS: 0	PA: 40
<b>PITCHER</b>	IP WLS BF H R ER SO BB IBB HBP BLK WP HR S P ERA WHIP																					
Jason Davis, R (1, 1) ERA: 4.58	6.0 W 25 6 2 2 3 2 0 0 0 0 1 71 107 3.00 1.333																					
Kazuhito Tadano, R (7, 1) ERA: 9.64	2.1 12 4 4 4 2 1 0 0 0 0 1 30 43 15.43 2.143																					
Scott Stewart, L (9, 1) ERA: 8.64	0.1 H 2 1 0 0 0 0 0 0 0 0 0 2 3 0.00 3.000																					
63 Rafael Betancourt, R (9, 1) ERA: 3.52	0.1 S 1 0 0 0 0 1 0 0 0 0 0 0 3 4 0.00 0.000																					

**Boston Red Sox @ Cleveland Indians**  
**Jacobs Field, Cleveland, OH**  
 Tue May 04 2004, 7:05 PM EDT  
 Att. 16,070 - Unknown - 61 F

livebaseballscorecards.com

**AB 37**  
**R 6**  
**H 11**  
**RBI 5**  
**BB 3**  
**SO 6**  
**LOB 18**

Batter	1	2	3	4	5	6	7	8	9
<b>Matt Lawton, L</b> (1, 7) OBP: 0.365, SLG: 0.495	0-1 2B 1B	0-1 G3-1		0-0 G4-6-3 1-2f 3-H		0-0 S 2B		2-0 1B 1B	
<b>Omar Vizquel, S</b> (1, 6) OBP: 0.348, SLG: 0.384	0-1 G1-3 41 1B 2B	0-1 G1-3		4-0 2B BB		2-1 G4-3 2-3		3-2 1B 1B	
<b>Jody Gerut, L</b> (1, 9) OBP: 0.354, SLG: 0.408	0-0 G1-3 2-3		1-1 P6	0-0 41 1B 2B		1-1 G3		2-0 F8	
<b>41 Victor Martinez, S</b> (1, 2) OBP: 0.373, SLG: 0.541	2-2 BB 48 1B		2-2 G1-3	0-0 48 1B 1B		3-2 G6-3			
<b>48 Travis Hafner, L</b> (1, 10) OBP: 0.424, SLG: 0.571	2-2 BB 1B		1-0 G1-3	0-2 FC6-4 1B			0-1 G4-3		
<b>Ronnie Belliard, R</b> (1, 4) OBP: 0.468, SLG: 0.500	2-3 K			1B FC6-4			4-2 G3-6-3 BB		
<b>Ben Broussard, L</b> (1, 3) OBP: 0.387, SLG: 0.404	4-1 FC6-4 BB			0-0 E5 1B E	0-0 G4-3		1-0 SAFE G3-6-3		
<b>Casey Blake, R</b> (1, 5) OBP: 0.343, SLG: 0.368	1-1 FC6-4 1-2f			1-0 E G4-6-3 1B	3-2 G5-3		2-1 F9		
<b>Alex Escobar, R</b> (1, 8) OBP: 0.329, SLG: 0.304		0-3 K		1-1 SAFE E5 G4-6-3	2-0 G6-3		1-3 K		

BOTTOM	
AB R H RBI BB SO LOB	5 1 3 0 0 0 1
	4 2 2 1 1 0 1
	5 1 1 1 0 0 4
	4 0 2 2 0 0 1
	4 0 2 0 0 0 0
	3 1 1 0 1 1 4
	3 1 0 0 1 0 2
	4 1 1 1 0 0 3
	4 0 0 0 0 2 1
<b>AB</b>	<b>36</b>
<b>R</b>	<b>7</b>
<b>H</b>	<b>12</b>
<b>RBI</b>	<b>5</b>
<b>BB</b>	<b>3</b>
<b>SO</b>	<b>3</b>
<b>LOB</b>	<b>17</b>
WP: 0 PA: 39	
PB: 0	
SB: 1	
CS: 0	
SF: 0	
SAC: 0	
DP: 2	
HBP: 0	
ERA	WHIP

**Boston Red Sox @ Cleveland Indians**  
**Jacobs Field, Cleveland, OH**  
 Tue May 04 2004, 7:05 PM EDT  
 Att: 16,070 - Unknown - 61 F

livebaseballscores.com

Inning Stats		R	H	E	K	S	R	H	E	K	S	R	H	E	K	S	R	H	E	K	S	R	H	E	K	S						
R: 2 H: 4 E: 0 K: 1 S: 17		H: 4 LOB: 3 BB: 1 P: 28		R: 0 H: 0 E: 0 K: 1 S: 7		R: 0 H: 0 E: 0 K: 1 S: 7		R: 0 H: 0 E: 0 K: 1 S: 7		R: 5 H: 5 E: 2 K: 0 S: 14		R: 0 H: 0 E: 0 K: 0 S: 5		R: 0 H: 1 E: 0 K: 0 S: 9		R: 0 H: 0 E: 0 K: 0 S: 5		R: 0 H: 2 E: 0 K: 1 S: 11		R: 0 H: 0 E: 0 K: 0 S: 5		R: 0 H: 1 E: 0 K: 0 S: 9		R: 0 H: 0 E: 0 K: 0 S: 5		R: 0 H: 2 E: 0 K: 1 S: 21						
PITCHER		IP	WLS	BF	H	R	ER	SO	BB	IBB	HBP	BLK	WP	HR	S	P	ERA	WHIP														
<b>Derek Lowe, R</b> (1, 1) ERA: 4.73		5.0	L	28	10	7	2	2	2	2	0	0	0	0	51	79	3.60	2.400														
<b>Lenny DiNardo, L</b> (6, 1) ERA:		2.0		6	0	0	0	0	1	0	0	0	0	0	13	24	0.00	0.500														
<b>50 Mike Timlin, R</b> (8, 1) ERA: 4.76		0.2		3	1	0	0	1	0	0	0	0	0	0	6	11	0.00	1.500														
<b>Mark Malaska, L</b> (8, 1) ERA: 3.38		0.1		2	1	0	0	0	0	0	0	0	0	0	5	10	0.00	3.000														

Batter	1	2	3	4	5	6	7	8	9	AB	R	H	RBI	BB	SO	LOB	TOP					
18 Johnny Damon, L (1, 8) OBP: 0.342, SLG: 0.363	1-2 P2		0-2 F7	2-2 P6		2-2 P2		0-0 G4-3		5	0	0	0	0	0	3						
Mark Bellhorn, S (1, 4) OBP: 0.407, SLG: 0.325	1-3 K		2-1 F7 34 HR 1B		2-3 K		1-2 K		1-3 K	5	1	1	0	0	4	0						
34 David Ortiz, L (1, 10) OBP: 0.352, SLG: 0.569	1-1 HR		0-0 HR		3-3 K		0-1 P5		1-0 F7	5	2	2	4	0	1	0						
Manny Ramirez, R (1, 7) OBP: 0.431, SLG: 0.598	1-0 L8		4-2 1B 1B BB		1-2 G4-3		4-1 BB		2-2 1B 2B	3	2	1	0	2	0	0						
Jason Varitek, S (1, 2) OBP: 0.434, SLG: 0.542		1-2 G6-3	2-2 1B 1B			4-2 1B HR BB	3-3 K		0-1 1B 2-H	4	1	2	1	1	1	1						
Kevin Millar, R (1, 9) OBP: 0.327, SLG: 0.359		1-2 G4-3	0-2 1B			0-0 HR 1B		2-3 K	3-3 K	4	1	2	1	0	1	0						
Dave McCarty, R (8, 3) OBP: 0.344, SLG: 0.296			1-2 1B			1-2 HR 1B			3-3 K	1	0	0	0	0	1	1						
Brian Daubach, L (1, 3) OBP: 0.296, SLG: 0.333		2-1 F8	3-2 F8			1-3 K		2-2 G3-1		4	0	0	0	0	1	4						
Gabe Kapler, R (8, 9) OBP: 0.269, SLG: 0.250										0	0	0	0	0	0	0						
Bill Mueller, S (1, 5) OBP: 0.344, SLG: 0.404			0-1 FC4-6 1B	2-2 G4-3		0-0 HR 1-H 2-H	4-1 1B BB			3	1	2	3	1	0	0						
Pokey Reese, R (1, 6) OBP: 0.273, SLG: 0.274			1-2 FC4-6 34 HR 1B	2-1 P6		1-0 F7	2-0 1B			4	1	1	0	0	0	1						
Inning Stats	R: 1 E: 0 K: 1 S: 12	H: 1 LOB: 0 BB: 0 P: 16	R: 0 E: 0 K: 0 S: 8	H: 0 LOB: 0 BB: 0 P: 12	R: 4 E: 0 K: 0 S: 24	H: 5 LOB: 2 BB: 1 P: 36	R: 0 E: 0 K: 0 S: 10	H: 0 LOB: 0 BB: 0 P: 16	R: 0 E: 0 K: 2 S: 9	H: 0 LOB: 1 BB: 1 P: 15	R: 3 E: 0 K: 1 S: 16	H: 2 LOB: 0 BB: 1 P: 24	R: 0 E: 0 K: 2 S: 9	H: 0 LOB: 1 BB: 1 P: 17	R: 0 E: 0 K: 1 S: 14	H: 1 LOB: 2 BB: 1 P: 24	R: 1 E: 0 K: 2 S: 13	H: 2 LOB: 1 BB: 0 P: 20	1B: 7 2B: 1 3B: 0 HR: 3	SF: 0 SAC: 0 DP: 0 HBP: 0	WP: 0 PB: 0 SB: 0 CS: 0	PA: 42
PITCHER	IP	WLS	BF	H	R	ER	SO	BB	IBB	HBP	BLK	WP	HR	S	P	ERA	WHIP					
Jeff D'Amico, R (1, 1) ERA: 7.07	5.0	L	24	7	7	7	3	2	0	0	0	0	2	66	102	12.60	1.800					
David Riske, R (6, 1) ERA: 11.17	2.0		8	1	1	1	3	1	0	0	0	0	1	22	34	4.50	1.000					
Jack Cressend, R (8, 1) ERA: 6.32	2.0		10	3	1	1	3	1	0	0	0	0	0	27	44	4.50	2.000					

**Boston Red Sox @ Cleveland Indians**  
**Jacobs Field, Cleveland, OH**  
 Wed May 05 2004, 7:05 PM EDT  
 Att. 17,370 - Sunny - 56 F

livebaseballscorecards.com

AB	38
R	9
H	11
RBI	9
BB	4
SO	9
LOB	10



Batter	1	2	3	4	5	6	7	8	9	AB R H RBI BB SO LOB
Matt Lawton, L (1, 7) OBP: 0.367, SLG: 0.505	2-2 G1-3	0-0 SF7		1-0 1B 2B		3-2 G3-6-1 1B			1-3 K	4 1 2 1 0 1 0
Omar Vizquel, S (1, 6) OBP: 0.350, SLG: 0.413	1-2 HR	2-1 F7		2-2 41 S 1B		2-0 G3-6-1 1-2f			2-3 K	5 1 2 2 0 1 2
Jody Gerut, L (1, 9) OBP: 0.364, SLG: 0.431	0-0 41 SF7 3B		1-0 41 E HBP	2-0 F8			2-2 F7		0-0 1B	4 2 2 0 0 0 1
41 Victor Martinez, S (1, 2) OBP: 0.364, SLG: 0.519	0-0 SF7		2-2 E4 1B FC1-2	4-0 BB			1-0 P4		0-0 L9	3 0 0 2 1 0 1
48 Travis Hafner, L (1, 10) OBP: 0.417, SLG: 0.550	4-2 BB		1-0 F8	1-1 F8			2-2 G6-3			3 0 0 0 1 0 3
Ronnie Belliard, R (1, 4) OBP: 0.461, SLG: 0.490	1-3 K		0-0 E9 1B FC1-2		2-3 K			2-3 K		4 0 1 0 0 3 1
Ben Broussard, L (1, 3) OBP: 0.394, SLG: 0.411		2-1 1B SF7 1B	2-2 FC1-2		0-0 F7			0-1 1B		4 1 2 0 0 0 2
Casey Blake, R (1, 5) OBP: 0.330, SLG: 0.352		1-3 K	1-1 P2		3-3 K			2-3 K		4 0 0 0 0 3 4
Alex Escobar, R (1, 8) OBP: 0.325, SLG: 0.301		0-2 1B		1-1 L8		2-3 K		0-3 K		4 0 1 0 0 2 1

Inning Stats	R: 2 E: 0 K: 15 S: 15	H: 2 LOB: 1 BB: 1 P: 23	R: 1 E: 0 K: 11 S: 11	H: 2 LOB: 1 BB: 0 P: 16	R: 1 E: 3 K: 0 S: 14	H: 1 LOB: 2 BB: 0 P: 21	R: 1 E: 0 K: 0 S: 11	H: 2 LOB: 2 BB: 1 P: 22	R: 0 E: 0 K: 7 S: 7	H: 0 LOB: 0 BB: 0 P: 12	R: 0 E: 0 K: 1 S: 9	H: 1 LOB: 0 BB: 0 P: 16	R: 0 E: 0 K: 0 S: 9	H: 0 LOB: 0 BB: 0 P: 14	R: 0 E: 0 K: 3 S: 12	H: 1 LOB: 1 BB: 0 P: 16	R: 0 E: 0 K: 2 S: 12	H: 1 LOB: 1 BB: 0 P: 15	1B: 7 2B: 1 3B: 1 HR: 1	SF: 2 SAC: 0 DP: 1 HBP: 1	WP: 0 PB: 0 SB: 2 CS: 0	PA: 40
--------------	--------------------------------	----------------------------------	--------------------------------	----------------------------------	-------------------------------	----------------------------------	-------------------------------	----------------------------------	------------------------------	----------------------------------	------------------------------	----------------------------------	------------------------------	----------------------------------	-------------------------------	----------------------------------	-------------------------------	----------------------------------	----------------------------------	------------------------------------	----------------------------------	--------

PITCHER	IP	WLS	BF	H	R	ER	SO	BB	IBB	HBP	BLK	WP	HR	S	P	ERA	WHIP
Byung-Hyun Kim, R (1, 1) ERA: 4.32	3.1		19	6	5	4	2	1	0	0	0	0	0	43	65	10.80	2.100
Mark Malaska, L (4, 1) ERA: 3.12	0.2		4	1	0	0	0	1	0	0	0	0	0	8	17	0.00	3.000
Bronson Arroyo, R (5, 1) ERA: 4.73	2.0	W	6	1	0	0	3	0	0	0	0	0	0	16	28	0.00	0.500
Alan Embree, L (7, 1) ERA: 2.7	1.0	H	3	0	0	0	0	0	0	0	0	0	0	9	14	0.00	0.000
Scott Williamson, R (8, 1) ERA: 0.71	1.0	H	4	1	0	0	3	0	0	0	0	0	0	12	16	0.00	1.000

PITCHER	IP	WLS	BF	H	R	ER	SO	BB	IBB	HBP	BLK	WP	HR	S	P	ERA	WHIP
Keith Foulke, R (9, 1) ERA: 0.56	1.0		4	1	0	0	2	0	0	0	0	0	0	12	15	0.00	1.000

**BOTTOM**

**Boston Red Sox @ Cleveland Indians**  
 Jacobs Field, Cleveland, OH  
 Wed May 05 2004, 7:05 PM EDT  
 Att. 17,370 - Sunny - 56 F

livebaseballscorecards.com

<b>AB</b>	<b>35</b>
<b>R</b>	<b>5</b>
<b>H</b>	<b>10</b>
<b>RBI</b>	<b>5</b>
<b>BB</b>	<b>2</b>
<b>SO</b>	<b>10</b>
<b>LOB</b>	<b>15</b>



Batter	1	2	3	4	5	6	7	8	9	AB R H RBI BB SO LOB	TOP									
<b>Mark Bellhorn, S</b> (1, 4) <small>OBP: 0.407, SLG: 0.352</small>	1-1 		1-0 			0-2 	2-2 		1-3 	5 1 2 1 0 1 1										
<b>Gabe Kapler, R</b> (1, 8) <small>OBP: 0.268, SLG: 0.250</small> (8, 7)	2-0 		0-1 			1-1 	0-1 			4 0 1 0 0 0 2										
<b>34 David Ortiz, L</b> (1, 3) <small>OBP: 0.349, SLG: 0.554</small> <b>18 Johnny Damon, L</b> (8, PR) <small>OBP: 0.342, SLG: 0.363</small> (8, 8)	2-2 			1-0 		0-1 		4-1 		3 0 0 0 1 0 1 0 1 0 0 0 0 0										
<b>Manny Ramirez, R</b> (1, 10) <small>OBP: 0.433, SLG: 0.622</small>		2-2 		0-0 		1-2 		1-1 		4 1 2 2 0 0 0										
<b>Jason Varitek, S</b> (1, 2) <small>OBP: 0.417, SLG: 0.517</small>		2-1 		1-1 		2-2 		3-3 		4 0 0 0 0 1 1										
<b>Kevin Miller, R</b> (1, 9) <small>OBP: 0.352, SLG: 0.385</small>		1-2 		3-2 		1-1 		1-2 		4 0 4 0 0 0 0										
<b>Dave McCarty, R</b> (1, 7) <small>OBP: 0.306, SLG: 0.258</small> (8, 3)		0-1 		2-2 		0-1 		0-0 		4 1 0 0 0 0 4										
<b>Bill Mueller, S</b> (1, 5) <small>OBP: 0.333, SLG: 0.389</small>			3-2 		2-2 		2-1 		3-2 	4 0 0 0 0 0 2										
<b>Pokey Reese, R</b> (1, 6) <small>OBP: 0.284, SLG: 0.325</small>			1-2 		1-2 		3-2 		0-3 	4 1 2 1 0 1 1										
<b>Inning Stats</b>	R: 0 E: 0 K: 0 S: 6	H: 0 LOB: 0 BB: 0 P: 11	R: 0 E: 0 K: 0 S: 10	H: 1 LOB: 1 BB: 0 P: 15	R: 0 E: 0 K: 0 S: 11	H: 1 LOB: 1 BB: 0 P: 16	R: 0 E: 0 K: 0 S: 16	H: 1 LOB: 1 BB: 0 P: 24	R: 2 E: 0 K: 0 S: 14	H: 3 LOB: 0 BB: 0 P: 18	R: 2 E: 1 K: 0 S: 17	H: 3 LOB: 1 BB: 0 P: 25	R: 1 E: 0 K: 1 S: 12	H: 2 LOB: 1 BB: 1 P: 21	R: 0 E: 0 K: 2 S: 10	H: 0 LOB: 0 BB: 0 P: 14	1B: 6 2B: 4 3B: 1 HR: 1	SF: 0 SAC: 0 DP: 2 HBP: 0	WP: 1 PB: 0 SB: 1 CS: 1	PA: 37
<b>PITCHER</b>	IP WLS BF H R ER SO BB IBB HBP BLK WP HR S P ERA WHIP																			
<b>CC Sabathia, L</b> (1, 1) <small>ERA: 2.34</small>	6.2 L 27 8 4 4 0 0 0 0 0 0 0 1 72 107 5.40 1.200																			
<b>Rick White, R</b> (7, 1) <small>ERA: 4.5</small>	1.1 7 3 1 1 1 1 0 0 0 0 1 0 18 29 6.75 3.000																			
<b>David Riske, R</b> (9, 1) <small>ERA: 10.13</small>	1.0 3 0 0 0 0 2 0 0 0 0 0 0 10 14 0.00 0.000																			

**Boston Red Sox @ Cleveland Indians**  
**Jacobs Field, Cleveland, OH**  
 Thu May 06 2004, 7:05 PM EDT  
 Att. 26,825 - Cloudy - 82 F

livebaseballscorecards.com

**AB 36**  
**R 5**  
**H 11**  
**RBI 4**  
**BB 1**  
**SO 3**  
**LOB 12**



Batter	1	2	3	4	5	6	7	8	9
Matt Lawton, L (1, 7) Coco Crisp, S (9, 7) OBP: 0.363, SLG: 0.522 OBP: 0.274, SLG: 0.328	0-0 HR		0-0 G3		0-3 K			1-3 K	
Omar Vizquel, S (1, 6) OBP: 0.355, SLG: 0.417	1-2 1B 41 G4-3 1B		2-3 K			0-1 P6		0-1 FC6-4 1B	
Jody Gerut, L (1, 9) OBP: 0.361, SLG: 0.425	0-2 48 L4-6 41 G4-3 1-3 1B		2-1 G4-3		0-1 P4		2-2 FC6-4 1-2f		
41 Victor Martinez, S (1, 2) OBP: 0.348, SLG: 0.494	0-0 G4-3 1-2		2-3 K		3-3 K		2-1 P4		
48 Travis Hafner, L (1, 10) OBP: 0.400, SLG: 0.524	1-2 L4-6 2-2		0-0 G1			2-2 K		2-3 K	
Ronnie Belliard, R (1, 4) OBP: 0.462, SLG: 0.485		0-0 P2		1-0 BB 1B		4-0 FC6-4 BB		2-3 K	
Ben Broussard, L (1, 3) OBP: 0.386, SLG: 0.390		0-3 K		1-3 K		4-2 SAFE FC6-4 BB		2-0 G6-3	
Lou Merloni, R (1, 5) OBP: 0.327, SLG: 0.304		0-1 G6-3		1-3 K		2-1 SAFE FC6-4 1-2f 2-3			
Alex Escobar, R (1, 8) OBP: 0.326, SLG: 0.293			0-1 G6-3		4-1 BB		0-0 F9		

Inning Stats	R: 2 E: 0 K: 0 S: 14	H: 3 LOB: 0 BB: 0 P: 16	R: 0 E: 0 K: 1 S: 6	H: 0 LOB: 0 BB: 0 P: 6	R: 0 E: 0 K: 1 S: 6	H: 0 LOB: 0 BB: 0 P: 8	R: 0 E: 0 K: 1 S: 6	H: 0 LOB: 0 BB: 0 P: 10	R: 0 E: 0 K: 3 S: 12	H: 1 LOB: 2 BB: 1 P: 19	R: 0 E: 0 K: 1 S: 7	H: 0 LOB: 0 BB: 0 P: 10	R: 0 E: 0 K: 1 S: 12	H: 0 LOB: 2 BB: 2 P: 24	R: 0 E: 0 K: 1 S: 10	H: 1 LOB: 1 BB: 0 P: 15	R: 0 E: 0 K: 2 S: 7	H: 0 LOB: 0 BB: 0 P: 13	1B: 4 2B: 1 3B: 0 HR: 1	SF: 0 SAC: 0 DP: 1 HBP: 0
--------------	-------------------------------	----------------------------------	------------------------------	---------------------------------	------------------------------	---------------------------------	------------------------------	----------------------------------	-------------------------------	----------------------------------	------------------------------	----------------------------------	-------------------------------	----------------------------------	-------------------------------	----------------------------------	------------------------------	----------------------------------	----------------------------------	------------------------------------

PITCHER	IP	WLS	BF	H	R	ER	SO	BB	IBB	HBP	BLK	WP	HR	S	P	ERA	WHIP
Pedro Martinez, R (1, 1) ERA: 3.92	7.0	W	27	4	2	2	8	3	0	0	0	0	1	63	93	2.57	1.000
Alan Embree, L (8, 1) ERA: 2.51	1.0	H	4	1	0	0	1	0	0	0	0	0	0	10	15	0.00	1.000
Keith Foulke, R (9, 1) ERA: 0.53	1.0	S	3	0	0	0	2	0	0	0	0	0	0	7	13	0.00	0.000

AB R H RBI BB SO LOB

4 1 1 1 0 2 2 0 0 0 0 0 0 0
4 1 2 0 0 1 0
4 0 1 0 0 0 1
4 0 0 1 0 2 2
4 0 0 0 0 2 1
3 0 1 0 1 1 0
3 0 0 0 1 2 1
3 0 0 0 0 1 3
2 0 0 0 1 0 2

WP: 0 PB: 0 SB: 0 CS: 0	PA: 34
AB 31 R 2 H 5 RBI 2 BB 3 SO 11 LOB 12	



Boston Red Sox @ Cleveland Indians  
Jacobs Field, Cleveland, OH  
Thu May 06 2004, 7:05 PM EDT  
Att. 26,825 - Cloudy - 82 F

livebaseballscorecards.com

Batter	1	2	3	4	5	6	7	8	9	10	AB	R	H	RBI	BB	SO	LOB	TOP								
Ronnie Belliard, R OBP: 0.468, SLG: 0.491	(1, 4) B X 1-0 2B 1B		(1, 1) B C X 1-1 P4 1B		(2, 2) C C C X 0-2 E 41 BB 1B		(2, 2) B C C B S 3-3 K 1B		(3, 3) C X 0-1 BB 1B		5	2	3	0	0	1	1									
Omar Vizquel, S OBP: 0.357, SLG: 0.411	(1, 6) B X 1-2 F9 1B		(2, 2) X 0-0 1B		(2, 2) B C X 1-1 E5 41 BB HBP CS 1B		(2, 2) B B B C B 4-1 BB 1B		(2, 2) C B B B S S 2-3 K 1B		4	0	1	0	1	1	4									
Jody Gerut, L OBP: 0.370, SLG: 0.431	(1, 9) B X 1-0 1-H 2B		(2, 2) C B C 2-3 1B		(2, 2) C B B 1 B H 3-1 41 BB 1-2 HBP		(2, 2) C 1 SAFE B 1 SAFE 1 SAFE B 1 SAFE F B X 2-2 G3 1B		(2, 2) B B B B S S 4-2 BB 1B		3	0	1	1	1	1	3									
41 Victor Martinez, S OBP: 0.340, SLG: 0.471	(1, 10) B X 1-3 K		(2, 2) B 1 SAFE 3-3 K		(2, 2) B B B C B 4-1 1-2 2-3 3-H BB			(2, 2) B C B B X 3-1 P5 1B	(2, 2) B B B S S 0-3 K		4	0	0	1	1	3	6									
Matt Lawton, L OBP: 0.364, SLG: 0.513	(1, 7) C S 2-3 K			(2, 2) B C B C X 2-2 G3-1 1B	(2, 2) F 0-1 CS 3-H	(2, 2) B X 1-0 F9 1B		(2, 2) C X 0-1 CS S 1B		(2, 2) F F B B F B 4-2 B FC1-6 BB	4	0	1	0	1	1	1									
Casey Blake, R OBP: 0.333, SLG: 0.365	(1, 5) F S 0-3 1B		(2, 2) S B C B C 2-2 L7 1B			(2, 2) X 0-0 G4-3 2B		(2, 2) C 1 SAFE B 1 SAFE 1 SAFE 1 SAFE 1 B 2 SAFE X 2-2 1-3 1B		(2, 2) F 1 SAFE B 1 SAFE 1 SAFE 1 SAFE X 1-1 FC1-6 1-2f 1B	5	0	2	0	0	1	1									
Lou Merloni, R OBP: 0.314, SLG: 0.292	(1, 3) X C C 0-2 G3 1B		(2, 2) S B C X 1-1 G5-3 1B			(2, 2) S B X 1-1 G4-3 1B		(2, 2) 1 SAFE C X 1-1 L7 1B		(2, 2) B C B X 3-1 F7 1B	2	0	0	0	0	0	0									
Ben Broussard, L OBP: 0.370, SLG: 0.371	(6, PH) (6, 3)					(2, 2) B B X 2-0 1B 1B	(2, 2) B B C S S 3-3 K		(2, 2) C B S B F F X 2-2 1B SH1-4 1B	(2, 2) 1 SAFE C X 1-3 K	3	0	0	0	0	0	3									
Alex Escobar, R OBP: 0.330, SLG: 0.300	(1, 8) B B B X 3-0 F7 1B				(2, 2) B B X 2-0 1B 1B	(2, 2) B B S S S 3-3 K		(2, 2) C B S B F F X 2-2 1B SH1-4 1B	(2, 2) 1 SAFE C X 1-3 K	5	0	2	0	0	2	2										
Tim Laker, R OBP: 0.281, SLG: 0.286	(1, 2) C B B S H 3-2 1B HBP				(2, 2) B 1 SAFE S 1 SAFE F B X 2-2 F7 1B		(2, 2) B C C B B X 3-2 G5-3 1B		(2, 2) M X 0-1 SH1-4 1B		2	0	0	0	0	0	1									
<b>Inning Stats</b>	R: 1 E: 0 K: 2 S: 14	H: 2 LOB: 1 BB: 0 P: 20	R: 0 E: 0 K: 1 S: 7	H: 0 LOB: 0 BB: 0 P: 10	R: 0 E: 0 K: 2 S: 12	H: 1 LOB: 2 BB: 0 P: 21	R: 0 E: 0 K: 0 S: 9	H: 0 LOB: 0 BB: 0 P: 14	R: 1 E: 1 K: 0 S: 12	H: 2 LOB: 2 BB: 1 P: 24	R: 0 E: 0 K: 1 S: 7	H: 1 LOB: 1 BB: 0 P: 12	R: 0 E: 0 K: 1 S: 10	H: 2 LOB: 1 BB: 1 P: 22	R: 0 E: 0 K: 2 S: 20	H: 2 LOB: 3 BB: 1 P: 28	R: 0 E: 0 K: 1 S: 14	H: 0 LOB: 1 BB: 2 P: 22	1B: 8 2B: 2 3B: 0 HR: 0	SF: 0 SAC: 1 DP: 0 HBP: 2	WP: 0 PB: 0 SB: 1 CS: 2	PA: 45				
<b>PITCHER</b> 45 Erik Bedard, L ERA: 4.32	(1, 1)	IP 5.0	WLS 22	BF 5	H 2	R 0	ER 1	SO 5	BB 1	IBB 0	HBP 0	BLK 0	WP 0	HR 0	S 54	P 89	ERA 1.80	WHIP 1.200								
Rick Bauer, R ERA: 3.44	(6, 1)	1.2	7	1	0	0	2	1	0	0	0	0	0	0	14	29	0.00	1.200								
Buddy Groom, L ERA: 0.96	(7, 1)	1.1	5	2	0	0	0	0	0	0	0	0	0	0	16	24	0.00	1.500								
Rodrigo Lopez, R ERA: 0.37	(9, 1)	0.2	4	2	0	0	1	0	0	0	0	0	0	0	12	16	0.00	3.000								
B.J. Ryan, L ERA: 2.12	(9, 1)	0.1	2	0	0	0	1	1	0	0	0	0	0	0	8	12	0.00	3.000								
<b>PITCHER</b> Jorge Julio, R ERA: 0.69	(10, 1)	1.0	W	4	0	0	0	1	1	0	0	0	0	0	14	22	0.00	1.000								

**Cleveland Indians @ Baltimore Orioles**  
**Oriole Park at Camden Yards, Baltimore, MD**  
 Fri May 07 2004, 7:35 PM EDT  
 Att. 34,324 - Unknown - 78 F

livebaseballscores.com

<b>AB</b>	<b>37</b>
<b>R</b>	<b>2</b>
<b>H</b>	<b>10</b>
<b>RBI</b>	<b>2</b>
<b>BB</b>	<b>4</b>
<b>SO</b>	<b>10</b>
<b>LOB</b>	<b>22</b>





Batter	1	2	3	4	5	6	7	8	9	10	AB R H RBI BB SO LOB
1 Brian Roberts, S OBP: 0.391, SLG: 0.447 (1, 4)	F9		G6-3		10 S BB		F9				3 0 0 0 1 0 0
6 Melvin Mora, R OBP: 0.439, SLG: 0.490 (1, 5)	10 2B BB		10 F7 WP 1B		F8			G5-3			3 1 1 0 1 0 1
10 Miguel Tejada, R OBP: 0.387, SLG: 0.453 (1, 6)	G6-3 1-H 2B		F7		G6-3			G4-3 1B			4 0 2 1 0 0 2
Rafael Palmeiro, L OBP: 0.412, SLG: 0.479 (1, 3)	G6-3		K					G4-3			4 1 1 1 0 1 3
Javy Lopez, R OBP: 0.391, SLG: 0.510 (1, 2)	G4-3							G5-3			4 0 1 0 0 1 2
31 Jay Gibbons, L OBP: 0.304, SLG: 0.357 (1, 9)			F9								4 0 0 0 0 1 1
Luis Matos, R OBP: 0.264, SLG: 0.245 (1, 8)			K								4 0 0 0 0 2 1
B.J. Surhoff, L OBP: 0.354, SLG: 0.357 (1, 10)			F8								4 0 1 0 0 1 1
Larry Bigbie, L OBP: 0.307, SLG: 0.440 (1, 7)	G4-3										4 1 1 1 0 1 1

Inning Stats	R: 1 E: 0 K: 0 S: 8	H: 1 LOB: 1 BB: 1 P: 15	R: 0 E: 0 K: 1 S: 10	H: 1 LOB: 0 BB: 0 P: 13	R: 0 E: 0 K: 1 S: 13	H: 1 LOB: 1 BB: 0 P: 19	R: 0 E: 0 K: 2 S: 14	H: 1 LOB: 1 BB: 0 P: 22	R: 0 E: 0 K: 0 S: 10	H: 0 LOB: 1 BB: 1 P: 18	R: 1 E: 0 K: 1 S: 14	H: 1 LOB: 0 BB: 0 P: 19	R: 0 E: 0 K: 2 S: 8	H: 0 LOB: 0 BB: 0 P: 13	R: 0 E: 0 K: 0 S: 13	H: 1 LOB: 1 BB: 0 P: 20	R: 0 E: 0 K: 0 S: 4	H: 0 LOB: 0 BB: 0 P: 6	R: 1 E: 0 K: 0 S: 1	H: 1 LOB: 0 BB: 0 P: 2	1B: 4 2B: 1 3B: 0 HR: 2	SF: 0 SAC: 0 DP: 0 HBP: 0
--------------	------------------------------	----------------------------------	-------------------------------	----------------------------------	-------------------------------	----------------------------------	-------------------------------	----------------------------------	-------------------------------	----------------------------------	-------------------------------	----------------------------------	------------------------------	----------------------------------	-------------------------------	----------------------------------	------------------------------	---------------------------------	------------------------------	---------------------------------	----------------------------------	------------------------------------

PITCHER	IP	WLS	BF	H	R	ER	SO	BB	IBB	HBP	BLK	WP	HR	S	P	ERA	WHIP
31 Cliff Lee, L ERA: 3.12 (1, 1)	6.0		25	5	2	2	5	2	0	0	0	1	1	69	106	3.00	1.167
Scott Stewart, L ERA: 7.71 (7, 1)	1.0		3	0	0	0	2	0	0	0	0	0	0	8	13	0.00	0.000
Jose Jimenez, R ERA: 6.0 (8, 1)	2.0		7	1	0	0	0	0	0	0	0	0	0	17	26	0.00	0.500
Chad Durbin, R ERA: 13.5 (10, 1)	0.0	L	1	1	1	1	0	0	0	0	0	0	1	1	2	∞	∞

**BOTTOM**

**Cleveland Indians @ Baltimore Orioles**  
**Oriole Park at Camden Yards, Baltimore, MD**  
 Fri May 07 2004, 7:35 PM EDT  
 Att. 34,324 - Unknown - 78 F

AB	34
R	3
H	7
RBI	3
BB	2
SO	7
LOB	12



WP: 1	PA: 36
PB: 0	
SB: 1	
CS: 0	

Batter	1	2	3	4	5	6	7	8	9	AB R H RBI BB SO LOB	TOP
Matt Lawton, L OBP: 0.358, SLG: 0.500 (1, 7)	F7 2-1		HR BB 1B 0-0	P5 3-1		K 1-2 SAFE SAFE SAFE SAFE SAFE SAFE SAFE SAFE		K 1-3		5 1 1 0 0 2 2	
Omar Vizquel, S OBP: 0.359, SLG: 0.400 (1, 6)	K 1-3		HR BB 1-3 SAFE SAFE SAFE SAFE		41 WP 48 HR 1B BB 4-2	K 3-3		K 0-3	3 2 0 0 2 3 1		
Jody Gerut, L OBP: 0.371, SLG: 0.456 (1, 9)	G3-1 1-0		HR 1-H 3-H 1-2		48 HR 1B 1-2 0-0		G4-3 1-0	F8 0-0	5 2 2 3 0 0 0		
41 Victor Martinez, S OBP: 0.343, SLG: 0.455 (1, 2)		1B BB 4-1	48 1B BB 4-0		P6 2-3 2-0		K 0-3	G3 0-0	3 1 0 0 2 1 2		
48 Travis Hafner, L OBP: 0.404, SLG: 0.552 (1, 10)	K 1-3 SAFE		G1-4-6-3 1-2f		HR 1-H 3-H 3-2		1B BB 4-0		3 1 1 3 1 1 2		
Ronnie Belliard, R OBP: 0.461, SLG: 0.482 (1, 4)	L7 1-2		F7 2-2		P3 1-2		1B 1-2		4 0 1 0 0 0 1		
Ben Broussard, L OBP: 0.364, SLG: 0.364 (1, 3)		1B 1-2		F7 0-0	G3 0-1		F8 0-0		4 0 1 0 0 0 2		
Casey Blake, R OBP: 0.339, SLG: 0.364 (1, 5)		1B 1-2 2-H		BB 4-1		K 1-3		K 1-3	3 0 1 1 1 2 0		
Coco Crisp, S OBP: 0.273, SLG: 0.311 (1, 8)	G6-3 1-2		F8 1-1		S BB 4-1		L5 1-0		3 0 0 0 1 0 3		
Inning Stats	R: 0 E: 0 K: 1 S: 6 H: 0 LOB: 0 BB: 0 P: 10	R: 1 E: 0 K: 1 S: 15 H: 2 LOB: 2 BB: 1 P: 25	R: 3 E: 1 K: 0 S: 9 H: 2 LOB: 0 BB: 2 P: 20	R: 0 E: 0 K: 0 S: 6 H: 0 LOB: 1 BB: 1 P: 14	R: 3 E: 0 K: 0 S: 14 H: 2 LOB: 0 BB: 1 P: 24	R: 0 E: 0 K: 3 S: 10 H: 0 LOB: 1 BB: 1 P: 20	R: 0 E: 0 K: 1 S: 7 H: 1 LOB: 2 BB: 1 P: 13	R: 0 E: 0 K: 2 S: 8 H: 0 LOB: 0 BB: 0 P: 11	R: 0 E: 0 K: 1 S: 5 H: 0 LOB: 0 BB: 0 P: 5	1B: 5 2B: 0 3B: 0 HR: 2 SF: 0 SAC: 0 DP: 1 HBP: 0	WP: 1 PB: 0 SB: 1 CS: 0 PA: 40

PITCHER	IP	WLS	BF	H	R	ER	SO	BB	IBB	HBP	BLK	WP	HR	S	P	ERA	WHIP
Kurt Ainsworth, R ERA: 7.36 (1, 1)	4.2		24	6	7	7	2	5	0	0	0	1	2	48	91	13.50	2.357
John Parrish, L ERA: 4.86 (5, 1)	2.1	W	10	1	0	0	4	2	0	0	0	0	0	19	35	0.00	1.286
B.J. Ryan, L ERA: 2.0 (8, 1)	1.0	H	3	0	0	0	2	0	0	0	0	0	0	8	11	0.00	0.000
Jorge Julio, R ERA: 0.64 (9, 1)	1.0	S	3	0	0	0	1	0	0	0	0	0	0	5	5	0.00	0.000

Cleveland Indians @ Baltimore Orioles  
Oriole Park at Camden Yards, Baltimore, MD

Sat May 08 2004, 4:35 PM EDT  
Att. 30,687 - Sunny - 75 F

livebaseballscorecards.com

AB	33
R	7
H	7
RBI	7
BB	7
SO	9
LOB	13



Batter	1	2	3	4	5	6	7	8	9
<b>1 Brian Roberts, S</b> OBP: 0.391, SLG: 0.445 (1, 4)	0-1 L7		1-1 1B	0-0 L9			3-2 1B	2-2 1B	
<b>6 Melvin Mora, R</b> OBP: 0.449, SLG: 0.519 (1, 5)	0-0 G5-3		2-1 1B	1-2 2B			1-0 2B	3-1 1B	
<b>10 Miguel Tejada, R</b> OBP: 0.380, SLG: 0.436 (1, 6)	3-3 K		4-2 BB	1-2 G4-3			3-2 L6	0-1 G6-3	
<b>Rafael Palmeiro, L</b> OBP: 0.411, SLG: 0.464 (1, 3)		2-3 K	0-1 F9		4-0 BB		2-1 L4	4-0 1B	
<b>Javy Lopez, R</b> OBP: 0.409, SLG: 0.529 (1, 2)		1-1 2B		1-1 1B	1-3 K		4-0 1B	1-1 1B	
<b>31 Jay Gibbons, L</b> OBP: 0.316, SLG: 0.379 (1, 9)		2-1 F7		0-0 1B	0-0 G3-6-1		1-0 2B	3-1 1B	
<b>B.J. Surhoff, L</b> OBP: 0.346, SLG: 0.348 (1, 10)		0-1 G4-3		0-3 K		1-2 G4-3	0-0 1B		
<b>Luis Matos, R</b> OBP: 0.264, SLG: 0.245 (1, 8)			1-1 G6-3	0-2 1B		0-0 G4-3	1-1 E4		
<b>Larry Bigbie, L</b> OBP: 0.305, SLG: 0.442 (1, 7)			1-0 G4-3	0-2 2B		1-1 F7	2-2 G4-3		

Inning Stats	R: 0 E: 0 K: 1 S: 6	H: 0 LOB: 0 BB: 0 P: 9	R: 0 E: 0 K: 1 S: 10	H: 1 LOB: 1 BB: 0 P: 15	R: 0 E: 0 K: 0 S: 11	H: 2 LOB: 3 BB: 1 P: 20	R: 4 E: 1 K: 1 S: 20	H: 5 LOB: 1 BB: 0 P: 23	R: 0 E: 0 K: 1 S: 4	H: 0 LOB: 0 BB: 1 P: 9	R: 0 E: 0 K: 0 S: 6	H: 0 LOB: 0 BB: 0 P: 8	R: 4 E: 1 K: 0 S: 19	H: 4 LOB: 2 BB: 1 P: 36	R: 2 E: 1 K: 0 S: 11	H: 2 LOB: 2 BB: 1 P: 24
--------------	------------------------------	---------------------------------	-------------------------------	----------------------------------	-------------------------------	----------------------------------	-------------------------------	----------------------------------	------------------------------	---------------------------------	------------------------------	---------------------------------	-------------------------------	----------------------------------	-------------------------------	----------------------------------

PITCHER	IP	WLS	BF	H	R	ER	SO	BB	IBB	HBP	BLK	WP	HR	S	P	ERA	WHIP
<b>37 Jake Westbrook, R</b> ERA: 2.67 (1, 1)	6.1		30	10	6	6	4	2	0	0	0	0	0	67	101	8.53	1.895
<b>Scott Stewart, L</b> ERA: 9.0 (7, 1)	0.2	L	6	2	2	2	0	0	1	0	0	0	0	9	19	27.00	3.000
<b>Rick White, R</b> ERA: 4.05 (8, 1)	0.2		4	0	2	0	0	0	1	0	0	0	0	7	16	0.00	0.000
<b>63 Rafael Betancourt, R</b> ERA: 3.45 (8, 1)	0.1		2	2	0	0	0	0	0	0	0	0	0	4	8	0.00	6.000

AB R H RBI BB SO LOB

5	2	2	0	0	0	1
4	1	3	1	0	0	0
4	0	0	0	1	1	4
3	1	0	0	2	1	5
4	2	3	1	1	1	1
5	2	3	4	0	0	2
4	0	1	1	0	1	3
4	1	1	1	0	0	1
4	1	1	2	0	0	2

AB	37
R	10
H	14
RBI	10
BB	4
SO	4
LOB	19



1B: 9	SF: 0	WP: 0	PA: 42
2B: 5	SAC: 1	PB: 0	
3B: 0	DP: 1	SB: 1	
HR: 0	HBP: 0	CS: 0	

PITCHER	IP	WLS	BF	H	R	ER	SO	BB	IBB	HBP	BLK	WP	HR	S	P	ERA	WHIP
---------	----	-----	----	---	---	----	----	----	-----	-----	-----	----	----	---	---	-----	------

**Cleveland Indians @ Baltimore Orioles**  
**Oriole Park at Camden Yards, Baltimore, MD**  
 Sat May 08 2004, 4:35 PM EDT  
 Att. 30,687 - Sunny - 75 F

livebaseballscorecards.com

## Cleveland Indians @ Baltimore Orioles

### Oriole Park at Camden Yards, Baltimore, MD

Sun May 09 2004, 1:35 PM EDT  
Att. 35,778 - Sunny - 82 F

AB	40
R	11
H	15
RBI	10
BB	7
SO	13
LOB	20



AB R H RBI BB SO LOB

Batter	1	2	3	4	5	6	7	8	9	
<b>Ronnie Belliard, R</b> OBP: 0.463, SLG: 0.474 (1, 4)	2-3 K		1-2 E7 G1-6-3 1B	2-3 K		4-1 HBP 1B BB	0-2 G1-2-3		4-0 HBP 1B BB	4 0 1 1 2 2 4
<b>Lou Merloni, R</b> OBP: 0.315, SLG: 0.353 <b>Ben Broussard, L</b> OBP: 0.375, SLG: 0.377 (6, PH)	2-3 K		1-3 K		1-0 HR	1-2 HBP 1B		1-3 K	1-2 HBP 1B	3 1 1 1 0 2 1 3 0 2 3 0 1 0
<b>Matt Lawton, L</b> OBP: 0.357, SLG: 0.484 (1, 7)	0-1 G4-3		1-0 G1-6-3		2-3 K	1-2 HBP		3-3 K	2-2 HBP	4 0 0 0 0 2 1
<b>41 Victor Martinez, S</b> OBP: 0.333, SLG: 0.447 (1, 2)		1-1 G6-3		0-0 F8	1-2 G4-3	2-2 K		1-2 2B	0-0 P4	6 0 1 0 0 1 6
<b>48 Travis Hafner, L</b> OBP: 0.404, SLG: 0.538 (1, 10)		2-3 K		4-2 2B BB	0-3 K		1-2 1B BB 1B	1-3 K		4 2 1 0 1 3 1
<b>Casey Blake, R</b> OBP: 0.345, SLG: 0.369 <b>Coco Crisp, S</b> OBP: 0.269, SLG: 0.306 (9, PH)		0-1 PB S 1B		0-0 F7		0-0 G5-3	0-1 BB 1B FC6-2 1B	1-2 G4-3		4 0 2 0 0 0 1 1 0 0 0 0 0 0
<b>Jody Gerut, L</b> OBP: 0.387, SLG: 0.466 (1, 9)		3-3 K		4-2 2B BB		0-0 BB 1B S 1B	1-1 FC6-2 BB G1-2-3 1B	1-2 G6-3 1B		4 3 3 0 1 1 1
<b>Alex Escobar, R</b> OBP: 0.344, SLG: 0.313 (1, 8)			4-1 1B BB	2-1 1B 2B		2-2 K	4-2 FC6-2 BB	0-0 G6-3		3 2 1 3 2 1 2
<b>John McDonald, R</b> OBP: 0.286, SLG: 0.231 <b>Omar Vizquel, S</b> OBP: 0.361, SLG: 0.402 (7, PH)			0-0 E 1B	2-0 1B		4-0 BB 1B	1-0 FC6-2	0-2 DI 1B		2 2 2 1 1 0 0 2 1 1 1 0 0 3

Inning Stats		R: 0 H: 0 E: 0 LOB: 0 K: 2 BB: 0 S: 11 P: 15		R: 0 H: 1 E: 0 LOB: 1 K: 2 BB: 0 S: 13 P: 19		R: 2 H: 2 E: 1 LOB: 0 K: 1 BB: 1 S: 9 P: 16		R: 3 H: 2 E: 0 LOB: 1 K: 1 BB: 2 S: 17 P: 30		R: 1 H: 1 E: 0 LOB: 0 K: 2 BB: 0 S: 13 P: 17		R: 2 H: 2 E: 0 LOB: 3 K: 2 BB: 2 S: 14 P: 28		R: 1 H: 3 E: 0 LOB: 2 K: 0 BB: 1 S: 15 P: 22		R: 0 H: 1 E: 0 LOB: 1 K: 3 BB: 0 S: 19 P: 25		R: 2 H: 3 E: 0 LOB: 3 K: 0 BB: 1 S: 17 P: 26		1B: 12 SF: 0 2B: 2 SAC: 0 3B: 0 DP: 2 HR: 1 HBP: 2		WP: 0 PA: 49 PB: 1 SB: 3 CS: 0	
<b>PITCHER</b>		<b>Eric DuBose, L</b> ERA: 4.14 (1, 1)	IP: 5.0 WLS: 23 BF: 6 H: 6 R: 6 ER: 5 SO: 8 BB: 3 IBB: 0 HBP: 0 BLK: 0 WP: 0 HR: 1 S: 63 P: 97 ERA: 9.00 WHIP: 1.800	<b>Matt Riley, L</b> ERA: 6.33 (6, 1)	IP: 0.2 WLS: 5 BF: 1 H: 2 R: 2 ER: 2 SO: 1 BB: 2 IBB: 0 HBP: 0 BLK: 0 WP: 0 HR: 0 S: 6 P: 16 ERA: 27.00 WHIP: 4.500	<b>Mike DeJean, R</b> ERA: 7.36 (6, 1)	IP: 0.1 WLS: 3 BF: 1 H: 0 R: 0 ER: 0 SO: 1 BB: 0 IBB: 0 HBP: 1 BLK: 0 WP: 0 HR: 0 S: 8 P: 12 ERA: 0.00 WHIP: 3.000	<b>Buddy Groom, L</b> ERA: 1.93 (7, 1)	IP: 0.0 WLS: 3 BF: 3 H: 3 R: 1 ER: 1 SO: 0 BB: 0 IBB: 0 HBP: 0 BLK: 0 WP: 0 HR: 0 S: 8 P: 10 ERA: ∞ WHIP: ∞	<b>Rodrigo Lopez, R</b> ERA: 0.36 (7, 1)	IP: 1.0 WLS: W BF: 3 H: 0 R: 0 ER: 0 SO: 0 BB: 1 IBB: 0 HBP: 0 BLK: 0 WP: 0 HR: 0 S: 7 P: 12 ERA: 0.00 WHIP: 1.000	<b>PITCHER</b>		<b>B.J. Ryan, L</b> ERA: 1.89 (8, 1)	IP: 1.0 WLS: H BF: 4 H: 1 R: 0 ER: 0 SO: 3 BB: 0 IBB: 0 HBP: 0 BLK: 0 WP: 0 HR: 0 S: 19 P: 25 ERA: 0.00 WHIP: 1.000	<b>Jorge Julio, R</b> ERA: 1.8 (9, 1)	IP: 1.0 WLS: S BF: 8 H: 3 R: 2 ER: 2 SO: 0 BB: 1 IBB: 0 HBP: 0 BLK: 0 WP: 0 HR: 0 S: 17 P: 26 ERA: 18.00 WHIP: 4.000						

Batter	1	2	3	4	5	6	7	8	9	AB	R	H	RBI	BB	SO	LOB	BOTTOM			
1 Brian Roberts, S OBP: 0.377, SLG: 0.427 (1, 4)	0-1 G5-3	0-0 F8		0-2 G3		0-0 F7	0-2 F7			5	0	0	0	0	0	3	<b>Cleveland Indians @ Baltimore Orioles</b> Oriole Park at Camden Yards, Baltimore, MD Sun May 09 2004, 1:35 PM EDT Att: 35,778 - Sunny - 82 F			
6 Melvin Mora, R OBP: 0.455, SLG: 0.549 (1, 5)	1-1 HR	2-1 F9			2-1 10 HR 1B	1-2 K		0-2 10 F7 10 S 1B		5	3	3	1	0	1	3				
10 Miguel Tejada, R OBP: 0.388, SLG: 0.496 (1, 6)	0-1 F8		2-0 31 WP 2B 1B		2-2 1-H HR	0-1 HR		3-2 F7 1-3		5	3	3	4	0	0	1				
Rafael Palmeiro, L OBP: 0.419, SLG: 0.455 (1, 3)	3-2 G1-3		B SAFE 4-1 31 2B G3-2 BB		2-0 P5	4-2 31 1B 2B BB		4-0 1B 31 G4-3 IBB		2	2	0	0	3	0	0				
Javy Lopez, R OBP: 0.417, SLG: 0.533 (1, 2)		1-1 2B 1B		0-0 P5		0-1 G1-3	0-2 31 1B 2B 1B	1-2 31 G4-3 1B		5	2	3	1	0	0	2				
31 Jay Gibbons, L OBP: 0.328, SLG: 0.393 (1, 9)		1-3 K		3-0 1-3 2-H 2B		4-1 BB BB	0-2 1-2 2-3 2B 1B	1-0 G4-3		4	0	2	2	1	1	2				
B.J. Surhoff, L OBP: 0.386, SLG: 0.408 (1, 10)		3-1 E 1B 2B		0-0 G3-2 3-H		4-1 FC6-4 BB	2-2 1-H 2-H 3-H 2B	4-0 IBB		3	1	2	2	2	0	2				
Luis Matos, R OBP: 0.261, SLG: 0.243 (1, 8)		0-1 E6 1B 1B		1-2 P6		2-1 FC6-4		0-1 F8	1-1 P4	5	0	1	1	0	0	4				
Larry Bigbie, L OBP: 0.312, SLG: 0.455 (1, 7)		1-1 1-2 3-H 1B		2-1 G6-3			0-2 10 HR 2B	0-0 G3-1		4	1	2	1	0	0	0				
<b>Inning Stats</b>	R: 1 E: 0 K: 0 S: 11	H: 1 LOB: 0 BB: 0 P: 15	R: 2 E: 1 K: 1 S: 16	H: 4 LOB: 2 BB: 0 P: 24	R: 1 E: 0 K: 0 S: 5	H: 2 LOB: 1 BB: 1 P: 14	R: 0 E: 0 K: 0 S: 12	H: 0 LOB: 0 BB: 0 P: 15	R: 2 E: 0 K: 1 S: 15	H: 2 LOB: 2 BB: 2 P: 31	R: 4 E: 0 K: 1 S: 22	H: 5 LOB: 2 BB: 1 P: 29	R: 0 E: 0 K: 0 S: 6	H: 0 LOB: 0 BB: 0 P: 6	R: 2 E: 0 K: 0 S: 12	H: 2 LOB: 2 BB: 2 P: 26	1B: 9 2B: 5 3B: 0 HR: 3	SF: 0 SAC: 0 DP: 1 HBP: 0	WP: 1 PB: 0 SB: 1 CS: 0	PA: 44
<b>PITCHER</b>	IP WLS BF H R ER SO	IP WLS BF H R ER SO	IP WLS BF H R ER SO	IP WLS BF H R ER SO	IP WLS BF H R ER SO	IP WLS BF H R ER SO	IP WLS BF H R ER SO	IP WLS BF H R ER SO	IP WLS BF H R ER SO	IP WLS BF H R ER SO	IP WLS BF H R ER SO	IP WLS BF H R ER SO	IP WLS BF H R ER SO	IP WLS BF H R ER SO	IP WLS BF H R ER SO	IP WLS BF H R ER SO	ERA WHIP	ERA WHIP		
Jason Davis, R ERA: 5.13 (1, 1)	5.0		9	6	5	1	3	0	0	0	0	1	22	29	36.00	6.000				
David Riske, R ERA: 12.34 (6, 1)	1.0	L	8	5	4	1	1	0	0	0	0	0	1	22	36.00	6.000				
Jose Jimenez, R ERA: 6.75 (7, 1)	2.0		10	2	2	0	0	2	0	0	0	0	18	32	9.00	1.000				

livebaseballscorecards.com

<b>AB</b>	<b>38</b>
<b>R</b>	<b>12</b>
<b>H</b>	<b>16</b>
<b>RBI</b>	<b>12</b>
<b>BB</b>	<b>6</b>
<b>SO</b>	<b>2</b>
<b>LOB</b>	<b>17</b>



Batter	1	2	3	4	5	6	7	8	9	AB R H RBI BB SO LOB	TOP											
Matt Lawton, L (1, 7) OBP: 0.359, SLG: 0.489	3-2 G4-3 41 2B	4-1 PO BB		0-0 SF8		2-2 G6-3		0-1 G3-1		3 1 1 1 1 0 1	<p>Cleveland Indians @ Boston Red Sox</p> <p>Fenway Park, Boston, MA</p> <p>Mon May 10 2004, 7:05 PM EDT</p> <p>Att. 35,257 - Unknown - 60 F</p>											
Omar Vizquel, S (1, 6) OBP: 0.355, SLG: 0.402	2-1 F8	0-0 PO 1-2	0-2 G3	0-0 F8			1-1 G3-1 41 2B	1-3 K		5 0 1 0 0 1 3												
Jody Gerut, L (1, 9) OBP: 0.380, SLG: 0.463	2-2 G4-3		1-0 F8		1-0 G6-3		2-2 G3-1		2-1 41 1B 2B	5 1 1 0 0 0 2												
41 Victor Martinez, S (1, 2) OBP: 0.336, SLG: 0.455	1-1 48 1B 2B		0-0 G4-3		1-3 K		0-1 FC5-2-6 48 2B	1-0 K 2B	1-0 K 1B	5 2 2 2 0 1 1												
48 Travis Hafner, L (1, 10) OBP: 0.404, SLG: 0.542	0-1 2-H 1B			3-2 G6-3	3-3 K		2-2 1B 2B	1-2 F8	3-3 F8	5 1 2 2 0 1 1												
Ronnie Belliard, R (1, 4) OBP: 0.468, SLG: 0.483		1-2 F8		3-2 BB 1B 2B		3-2 2B FC6-5 1B	4-2 1B BB	3-3 K	3-3 K	4 2 2 0 1 1 1												
Ben Broussard, L (1, 3) OBP: 0.405, SLG: 0.431		2-2 G3-1 PB 2B		4-2 1B BB SF8 HBP		1-1 FC6-5 2B	2-2 1-3 2-H 1B			3 2 3 1 0 0 0												
Lou Merloni, R (1, 5) OBP: 0.328, SLG: 0.340		4-1 G3-1 PB BB		4-1 1B BB		0-1 FC6-5 CS	1-1 G5-3			2 1 0 1 2 0 3												
Coco Crisp, S (1, 8) OBP: 0.268, SLG: 0.303		2-1 G3-1		0-1 1-2 2-3 3-H 1B		1 SAFE 2-1 F9		0-1 G6-3		4 0 1 1 0 0 3												
Inning Stats	R: 2 E: 0 K: 0 S: 14	H: 3 LOB: 1 BB: 0 P: 22	R: 2 E: 0 K: 0 S: 11	H: 1 LOB: 0 BB: 2 P: 24	R: 0 E: 0 K: 0 S: 8	H: 0 LOB: 0 BB: 0 P: 9	R: 2 E: 0 K: 0 S: 15	H: 2 LOB: 2 BB: 1 P: 29	R: 0 E: 0 K: 2 S: 9	H: 0 LOB: 0 BB: 0 P: 14	R: 1 E: 0 K: 0 S: 13	H: 2 LOB: 1 BB: 0 P: 21	R: 2 E: 0 K: 0 S: 18	H: 3 LOB: 2 BB: 1 P: 30	R: 0 E: 0 K: 1 S: 7	H: 0 LOB: 0 BB: 0 P: 8	R: 1 E: 0 K: 1 S: 11	H: 2 LOB: 1 BB: 0 P: 18	1B: 5 2B: 8 3B: 0 HR: 0	SF: 1 SAC: 0 DP: 0 HBP: 1	WP: 0 PB: 2 SB: 0 CS: 1	PA: 43
PITCHER	IP WLS BF H R ER SO BB IBB HBP BLK WP HR S P ERA WHIP																					
Byung-Hyun Kim, R (1, 1) ERA: 6.17	3.1 L 17 5 6 4 0 3 0 0 0 0 0 0 44 80 10.80 2.400																					
Lenny DiNardo, L (4, 1) ERA: 1.74	2.1 10 3 1 1 2 0 0 0 0 0 0 0 22 33 3.86 1.286																					
Alan Embree, L (6, 1) ERA: 3.52	1.0 5 2 2 2 0 0 0 0 0 0 0 0 14 21 18.00 2.000																					
50 Mike Timlin, R (7, 1) ERA: 4.61	0.1 3 1 0 0 0 1 0 0 0 0 0 0 8 15 0.00 6.000																					
Keith Foulke, R (8, 1) ERA: 0.5	1.0 3 0 0 0 1 0 0 0 0 0 0 0 7 8 0.00 0.000																					
PITCHER	IP WLS BF H R ER SO BB IBB HBP BLK WP HR S P ERA WHIP																					
Mark Malaska, L (9, 1) ERA: 3.6	1.0 4 2 1 1 1 0 0 0 0 0 0 0 11 18 9.00 2.000																					

livebaseballscorecards.com

AB 36  
R 10  
H 13  
RBI 8  
BB 4  
SO 4  
LOB 15



Batter	1	2	3	4	5	6	7	8	9	AB R H RBI BB SO LOB
<b>18 Johnny Damon, L</b> OBP: 0.372, SLG: 0.417 (1, 8)	0-1 3B 1B	3-2 1B		4-2 FC4-6 BB		3-2 G6-3		1-2 1B		4 1 3 0 1 0 0
<b>Mark Bellhorn, S</b> OBP: 0.387, SLG: 0.387 (1, 4)	2-2 34 1B 3B	1-0 G4-3		1-2 FC4-6 BB		1-3 K		3-1 P4		5 1 1 1 0 1 4
<b>34 David Ortiz, L</b> OBP: 0.329, SLG: 0.516 (1, 10)	1-2 FC4-6 1B		2-2 F7	2-3 K		3-3 K		2-3 K		5 0 1 1 0 3 1
<b>Kevin Millar, R</b> OBP: 0.368, SLG: 0.405 <b>Gabe Kapler, R</b> OBP: 0.250, SLG: 0.234 (1, 9) (8, 9)	1-3 K		0-1 2B 1B	4-2 SAFE SAFE SAFE SAFE SAFE SAFE 1-2 BB		2-3 K		2-3 K		3 1 1 0 1 2 1 1 0 0 0 0 1 0
<b>Jason Varitek, S</b> OBP: 0.419, SLG: 0.550 (1, 2)	3-2 F7		3-1 2B 2B	2-3 K		1-0 HR		1-3 K2-3		5 2 2 1 0 2 3
<b>Brian Daubach, L</b> OBP: 0.313, SLG: 0.483 (1, 7)	0-0 FC4-6		3-0 G5-3 2B		0-0 HR		3-2 L7			4 1 2 3 0 0 1
<b>Bill Mueller, S</b> OBP: 0.317, SLG: 0.383 (1, 5)		1-2 F8	2-1 G5-3		2-1 L7		1-1 G4-3			4 0 0 0 0 0 1
<b>Dave McCarty, R</b> OBP: 0.313, SLG: 0.357 (1, 3)		3-2 18 1B 1B	4-1 BB		2-3 K		0-1 G6-3			3 0 1 0 1 1 0
<b>Pokey Reese, R</b> OBP: 0.292, SLG: 0.378 (1, 6)		1-2 F8	3-1 L8		3-1 G5-3		2-2 F9			4 0 0 0 0 0 3

Inning Stats	R: 2 E: 0 K: 1 S: 17	H: 3 LOB: 1 BB: 0 P: 24	R: 0 E: 0 K: 0 S: 15	H: 2 LOB: 2 BB: 0 P: 24	R: 2 E: 0 K: 0 S: 13	H: 3 LOB: 2 BB: 1 P: 30	R: 0 E: 0 K: 2 S: 20	H: 0 LOB: 2 BB: 2 P: 33	R: 1 E: 0 K: 1 S: 8	H: 1 LOB: 0 BB: 0 P: 15	R: 0 E: 0 K: 2 S: 9	H: 0 LOB: 0 BB: 0 P: 16	R: 1 E: 0 K: 1 S: 10	H: 1 LOB: 0 BB: 0 P: 17	R: 0 E: 0 K: 0 S: 11	H: 1 LOB: 1 BB: 0 P: 17	R: 0 E: 0 K: 3 S: 11	H: 0 LOB: 0 BB: 0 P: 16	1B: 6 2B: 2 3B: 1 HR: 2	SF: 0 SAC: 0 DP: 0 HBP: 0	WP: 0 PB: 0 SB: 0 CS: 0	PA: 41
--------------	-------------------------------	----------------------------------	-------------------------------	----------------------------------	-------------------------------	----------------------------------	-------------------------------	----------------------------------	------------------------------	----------------------------------	------------------------------	----------------------------------	-------------------------------	----------------------------------	-------------------------------	----------------------------------	-------------------------------	----------------------------------	----------------------------------	------------------------------------	----------------------------------	--------

PITCHER	IP	WLS	BF	H	R	ER	SO	BB	IBB	HBP	BLK	WP	HR	S	P	ERA	WHIP
<b>Jeff D'Amico, R</b> ERA: 7.63 (1, 1)	2.2		17	8	4	4	1	1	0	0	0	0	0	43	73	13.50	3.375
<b>Chad Durbin, R</b> ERA: 11.77 (3, 1)	2.1	W	10	1	1	1	3	2	0	0	0	0	1	30	53	3.86	1.286
<b>Scott Stewart, L</b> ERA: 8.18 (6, 1)	1.0	H	3	0	0	0	2	0	0	0	0	0	0	9	16	0.00	0.000
<b>Rick White, R</b> ERA: 4.15 (7, 1)	2.0		8	2	1	1	1	0	0	0	0	0	1	21	34	4.50	1.000
<b>63 Rafael Betancourt, R</b> ERA: 3.24 (9, 1)	1.0		3	0	0	0	3	0	0	0	0	0	0	11	16	0.00	0.000

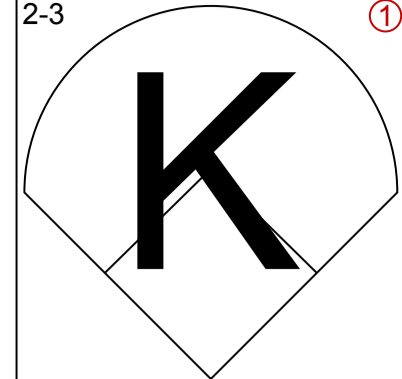
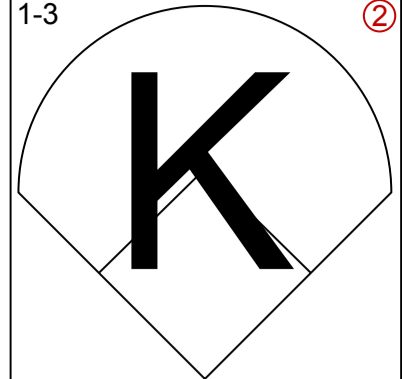
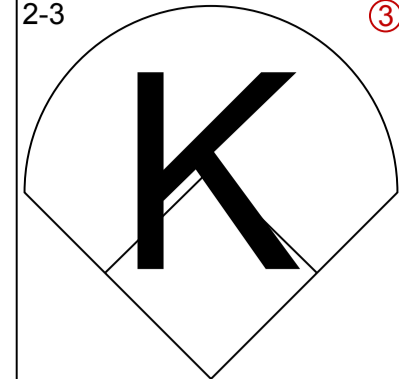
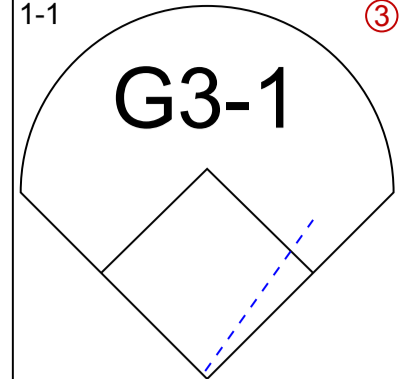
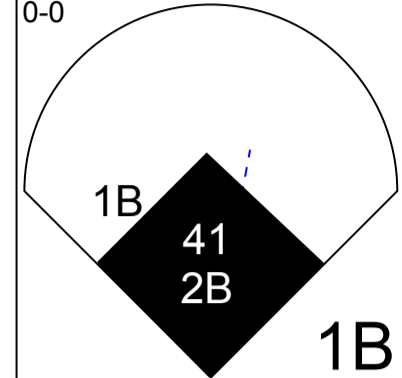
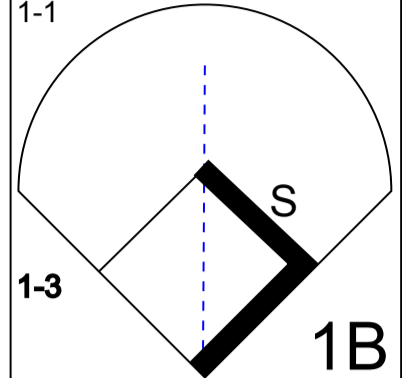
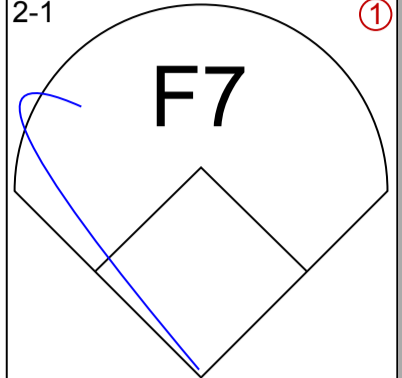
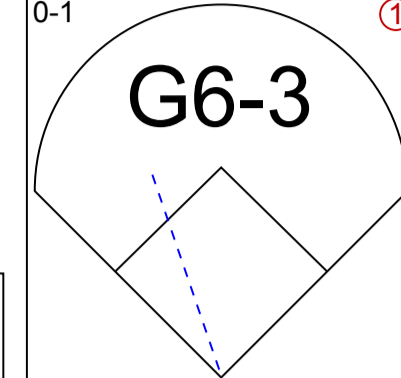
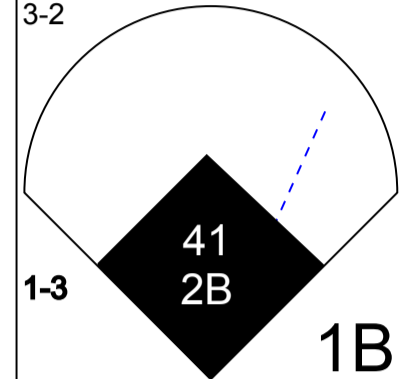
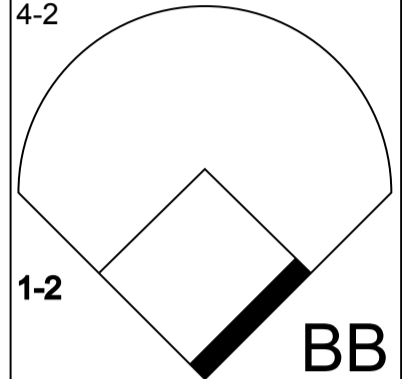
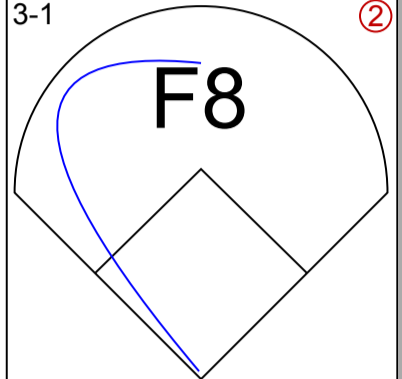
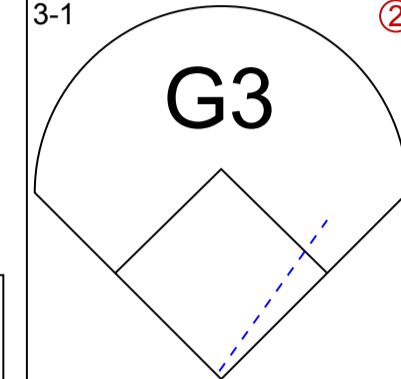
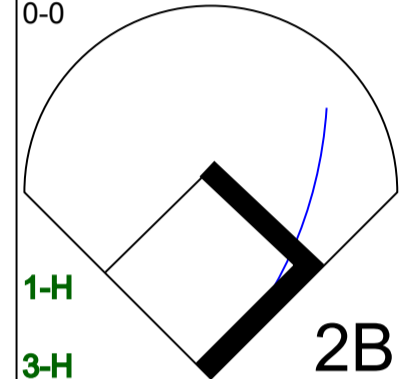
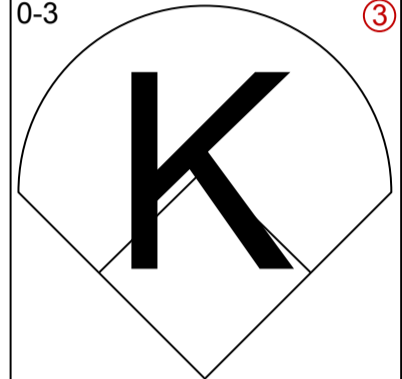
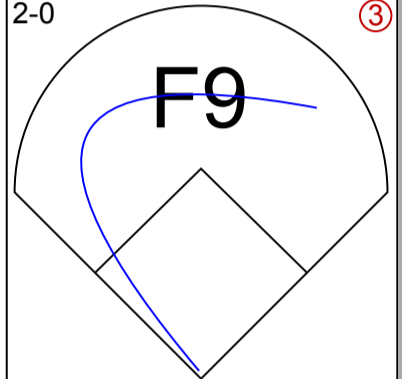
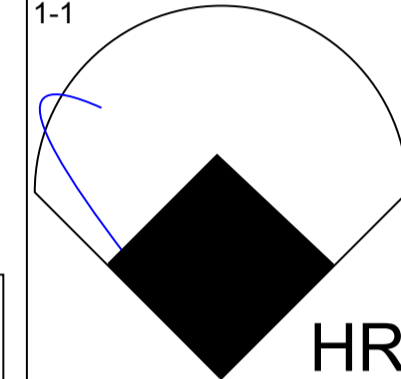
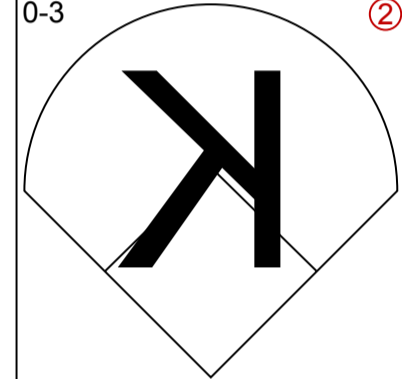
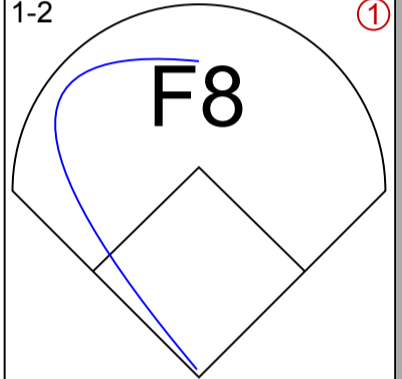
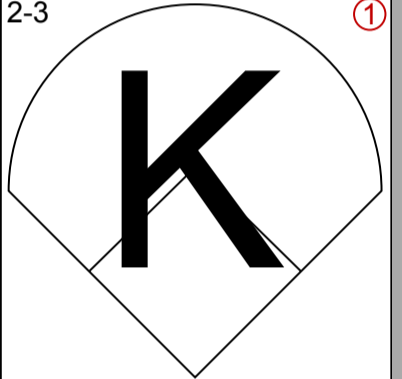
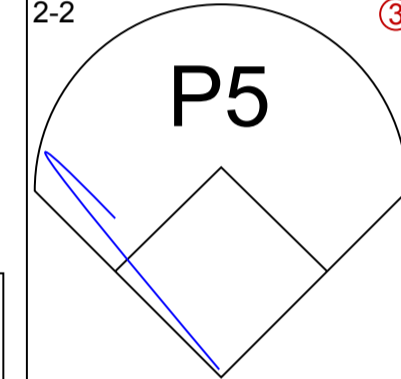
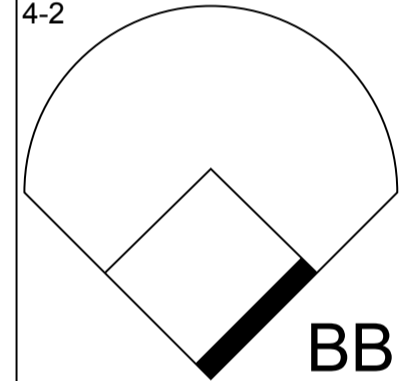
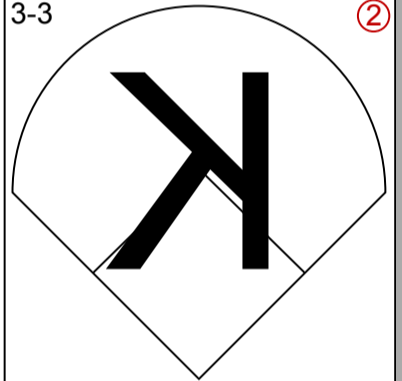
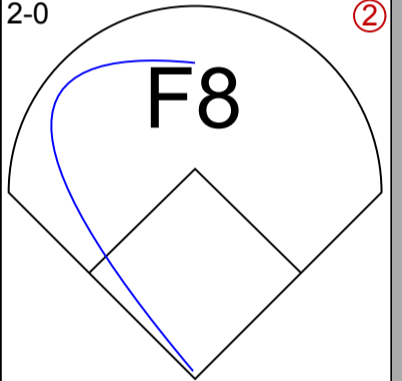
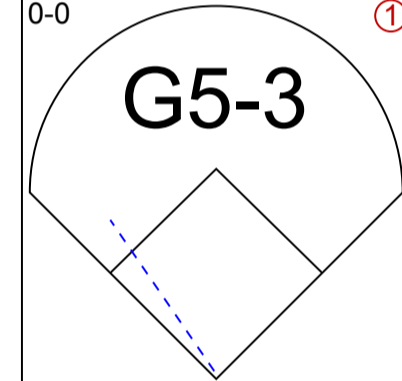
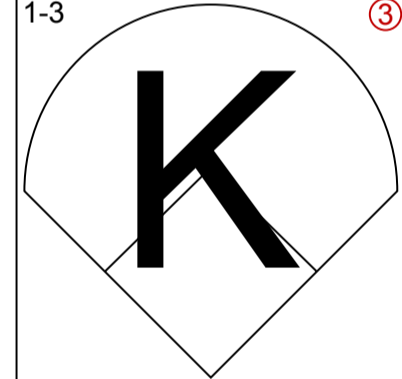
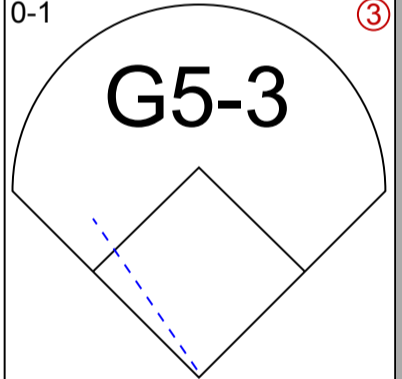
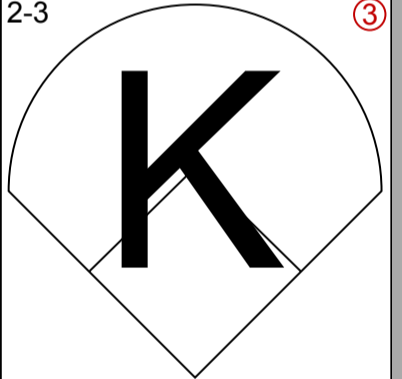
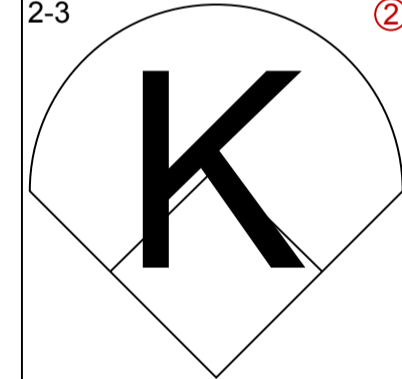
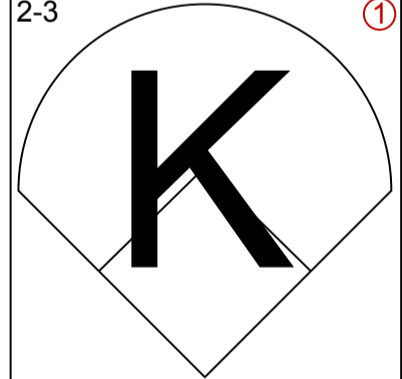
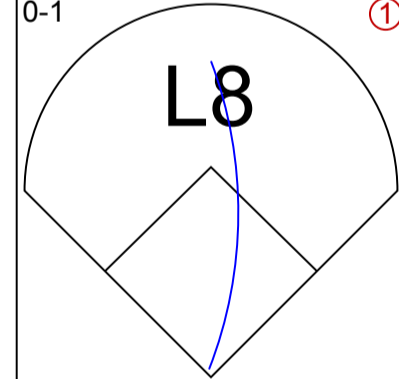
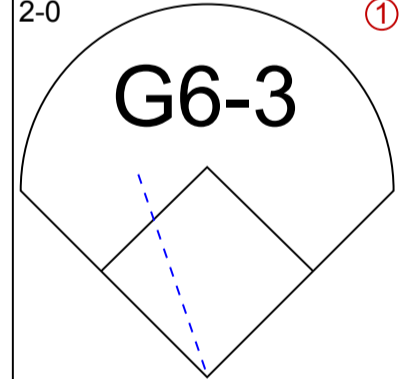
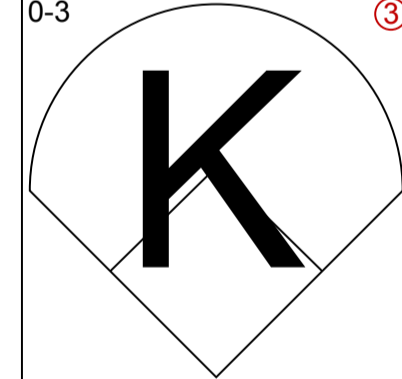
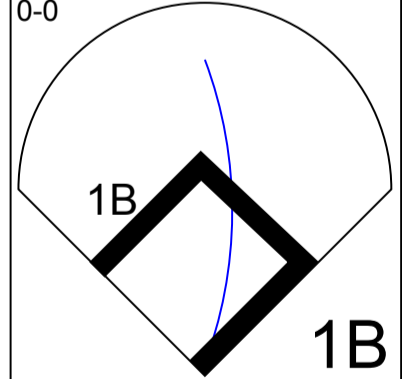
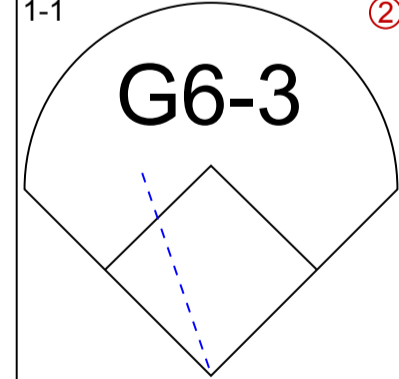
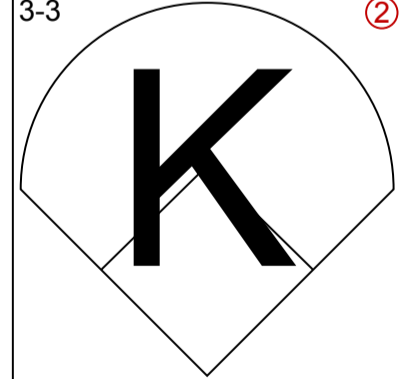
**BOTTOM**

**Cleveland Indians @ Boston Red Sox**  
Fenway Park, Boston, MA  
Mon May 10 2004, 7:05 PM EDT  
Att: 35,257 - Unknown - 60 F

livebaseballscorecards.com

<b>AB</b>	<b>38</b>
<b>R</b>	<b>6</b>
<b>H</b>	<b>11</b>
<b>RBI</b>	<b>6</b>
<b>BB</b>	<b>3</b>
<b>SO</b>	<b>10</b>
<b>LOB</b>	<b>14</b>



Batter	1	2	3	4	5	6	7	8	9	AB R H RBI BB SO LOB	TOP																		
<b>Matt Lawton, L</b> (1, 7) OBP: 0.349, SLG: 0.474	2-3 	1-3 		2-3 			1-1 			4 0 0 0 0 3 1	<b>Cleveland Indians @ Boston Red Sox</b> Fenway Park, Boston, MA Tue May 11 2004, 7:05 PM EDT Att. 35,401 - Sunny - 84 F																		
<b>Omar Vizquel, S</b> (1, 6) OBP: 0.359, SLG: 0.405	0-0 	1-1 			2-1 			0-1 		4 1 2 0 0 0 0																			
<b>Jody Gerut, L</b> (1, 9) OBP: 0.384, SLG: 0.460	3-2 	4-2 			3-1 			3-1 		3 1 1 0 1 0 0																			
<b>41 Victor Martinez, S</b> (1, 2) OBP: 0.342, SLG: 0.495	0-0 	0-3 			2-0 			1-1 		4 1 2 3 0 1 3																			
<b>48 Travis Hafner, L</b> (1, 10) OBP: 0.390, SLG: 0.520	0-3 			1-2 		2-3 		2-2 		4 0 0 0 0 2 1																			
<b>Ronnie Belliard, R</b> (1, 4) OBP: 0.462, SLG: 0.472	4-2 			3-3 		2-0 		0-0 		3 0 0 0 1 1 0																			
<b>Ben Broussard, L</b> (1, 3) OBP: 0.386, SLG: 0.408	1-3 			0-1 		2-3 		2-3 		4 0 0 0 0 3 2																			
<b>Lou Merloni, R</b> (1, 5) OBP: 0.306, SLG: 0.316		2-3 		0-1 		2-0 		0-3 		4 0 0 0 0 2 0																			
<b>Coco Crisp, S</b> (1, 8) OBP: 0.270, SLG: 0.304		0-0 		1-1 		3-3 				3 0 1 0 0 1 0																			
<b>Inning Stats</b>	R: 2 E: 0 K: 3 S: 17	H: 3 LOB: 2 BB: 1 P: 27	R: 0 E: 0 K: 3 S: 16	H: 2 LOB: 3 BB: 1 P: 24	R: 0 E: 0 K: 1 S: 12	H: 0 LOB: 0 BB: 0 P: 16	R: 0 E: 0 K: 1 S: 8	H: 0 LOB: 0 BB: 0 P: 11	R: 0 E: 0 K: 2 S: 7	H: 0 LOB: 0 BB: 0 P: 13	R: 0 E: 0 K: 1 S: 6	H: 0 LOB: 0 BB: 0 P: 12	R: 1 E: 0 K: 0 S: 9	H: 1 LOB: 0 BB: 0 P: 15	R: 0 E: 0 K: 2 S: 8	H: 0 LOB: 0 BB: 0 P: 10	1B: 4 2B: 1 3B: 0 HR: 1	SF: 0 SAC: 0 DP: 0 HBP: 0	WP: 0 PB: 0 SB: 1 CS: 0	PA: 35									
<b>PITCHER</b>	IP WLS BF H R ER SO BB IBB HBP BLK WP HR S P ERA WHIP																												
<b>Pedro Martinez, R</b> (1, 1) ERA: 3.73	7.0		28	5	2	2	11	2	0	0	0	0	0	0	71	115	2.57	1.000											
<b>Alan Embree, L</b> (8, 1) ERA: 3.86	1.0	W	4	1	1	1	0	0	0	0	0	0	1	9	15	9.00	1.000												
<b>Keith Foulke, R</b> (9, 1) ERA: 0.47	1.0	S	3	0	0	0	2	0	0	0	0	0	0	8	10	0.00	0.000												

livebaseballscorecards.com

<b>AB</b>	<b>33</b>
<b>R</b>	<b>3</b>
<b>H</b>	<b>6</b>
<b>RBI</b>	<b>3</b>
<b>BB</b>	<b>2</b>
<b>SO</b>	<b>13</b>
<b>LOB</b>	<b>7</b>





Batter	1	2	3	4	5	6	7	8	9
18 Johnny Damon, L OBP: 0.359, SLG: 0.400 (1, 8)	F7		G4-3		G3		F8	G3	
Mark Bellhorn, S OBP: 0.390, SLG: 0.394 (1, 4)	G5-3		2B		BB		G5-3		
Kevin Millar, R OBP: 0.357, SLG: 0.391 (1, 10)	F8		F9		F7		K		
Manny Ramirez, R OBP: 0.438, SLG: 0.624 (1, 7)		K		CS BB	G5-3		F9		
Jason Varitek, S OBP: 0.421, SLG: 0.539 (1, 2)		HBP 34 FC4-6		K 1-2		G1-3 34 1B	G6-3		
34 David Ortiz, L OBP: 0.340, SLG: 0.554 Cesar Crespo, S OBP: 0.163, SLG: 0.233 (8, PR) (9, 6)		FC4-6 FC6-4		HR		G1-3 1B	2B 2B		
Bill Mueller, S OBP: 0.322, SLG: 0.394 (1, 5)		FC6-4		1B		F4	1B 3B 2B		
Gabe Kapler, R OBP: 0.274, SLG: 0.296 (1, 9)			HR	1B		G1-3	3B 1B		
Pokey Reese, R OBP: 0.283, SLG: 0.366 Brian Daubach, L OBP: 0.313, SLG: 0.483 Dave McCarty, R OBP: 0.327, SLG: 0.419 (8, PH) (8, PH) (9, 3)			G4-3		F8		L9 3B		


Inning Stats	R: 0	H: 0	E: 0	K: 0	S: 10	R: 0	H: 0	E: 0	K: 1	S: 7	R: 1	H: 2	E: 0	K: 0	S: 10	R: 1	H: 3	E: 0	K: 1	S: 12	R: 0	H: 0	E: 0	K: 0	S: 10	R: 0	H: 1	E: 0	K: 0	S: 12	R: 0	H: 0	E: 0	K: 1	S: 8	R: 3	H: 4	E: 0	K: 0	S: 13
	LOB: 0	BB: 0	P: 16	LOB: 1	BB: 0	P: 12	LOB: 1	BB: 0	P: 15	LOB: 2	BB: 1	P: 22	LOB: 1	BB: 1	P: 16	LOB: 2	BB: 1	P: 23	LOB: 0	BB: 0	P: 12	LOB: 2	BB: 0	P: 18	LOB: 0	BB: 0	P: 18	LOB: 2	BB: 0	P: 18	SF: 0	SAC: 0	DP: 0	HBP: 1	1B: 4	2B: 3	3B: 1	HR: 2		

PITCHER	IP	WLS	BF	H	R	ER	SO	BB	IBB	HBP	BLK	WP	HR	S	P	ERA	WHIP
CC Sabathia, L ERA: 2.38 (1, 1)	7.0		30	6	2	2	3	3	0	0	0	0	2	69	116	2.57	1.286
Jose Jimenez, R ERA: 9.35 (8, 1)	0.2	L	5	3	3	3	0	0	0	0	0	0	0	8	12	40.50	4.500
Scott Stewart, L ERA: 7.94 (8, 1)	0.1		2	1	0	0	0	0	0	0	0	0	0	5	6	0.00	3.000

**BOTTOM**

**Cleveland Indians @ Boston Red Sox**  
 Fenway Park, Boston, MA  
 Tue May 11 2004, 7:05 PM EDT  
 Att. 35,401 - Sunny - 84 F

AB	33
R	5
H	10
RBI	5
BB	3
SO	3
LOB	16



WP: 0	PA: 37
PB: 0	
SB: 0	
CS: 1	

PITCHER	IP	WLS	BF	H	R	ER	SO	BB	IBB	HBP	BLK	WP	HR	S	P	ERA	WHIP
CC Sabathia, L ERA: 2.38 (1, 1)	7.0		30	6	2	2	3	3	0	0	0	0	2	69	116	2.57	1.286
Jose Jimenez, R ERA: 9.35 (8, 1)	0.2	L	5	3	3	3	0	0	0	0	0	0	0	8	12	40.50	4.500
Scott Stewart, L ERA: 7.94 (8, 1)	0.1		2	1	0	0	0	0	0	0	0	0	0	5	6	0.00	3.000

Batter	1	2	3	4	5	6	7	8	9	AB R H RBI BB SO LOB	TOP											
<b>Matt Lawton, L</b> OBP: 0.357, SLG: 0.471 (1, 7)	1-1 G1	0-1 SAFE S 1B			2-2 E S 1B HBP	0-0 G6-3			4-1 G5-4-3 BB	3 1 1 1 1 0 0												
<b>Omar Vizquel, S</b> OBP: 0.361, SLG: 0.405 (1, 6)	0-2 1B 1B	2-2 G6-3			1-1 G2-3 1B		2-2 L8		2-2 G5-4-3 1-2f	5 1 2 1 0 0 2												
<b>Jody Gerut, L</b> OBP: 0.393, SLG: 0.485 (1, 9)	1-2 1B 1-3 1B		2-1 48 SF8 3B		0-1 F8		1-0 48 F8 1B			4 1 3 0 0 0 1												
<b>Alex Escobar, R</b> OBP: 0.340, SLG: 0.310 (1, 8)	1-2 1B 1-2 3-H 1B		0-3 K		1-0 G2-3		3-1 F8			4 0 1 1 0 1 3												
<b>48 Travis Hafner, L</b> OBP: 0.377, SLG: 0.505 (1, 10)	0-1 F9		2-1 SF8		0-0 G4-3		1-3 K			3 0 0 1 0 1 4												
<b>Ronnie Belliard, R</b> OBP: 0.449, SLG: 0.457 (1, 4)	0-1 G1-3		1-3 K			1-3 K		2-1 F9		4 0 0 0 0 2 2												
<b>Ben Broussard, L</b> OBP: 0.380, SLG: 0.392 (1, 3)		4-2 E S 1B BB		1-3 K		0-0 P6		1-0 G1-3		3 1 0 0 1 1 0												
<b>Lou Merloni, R</b> OBP: 0.303, SLG: 0.328 (1, 5)		0-3 K		1-0 P3		2-0 HR 2B		1-0 G5-3		4 1 1 0 0 1 1												
<b>Tim Laker, R</b> OBP: 0.278, SLG: 0.375 (1, 2)		1-3 K		2-1 G6-3		0-0 HR		2-1 G5-3		4 1 1 2 0 1 1												
<b>Inning Stats</b>	R: 1 E: 0 K: 0 S: 16	H: 3 LOB: 2 BB: 0 P: 19	R: 1 E: 1 K: 2 S: 17	H: 1 LOB: 1 BB: 1 P: 24	R: 1 E: 0 K: 2 S: 10	H: 1 LOB: 0 BB: 0 P: 15	R: 0 E: 0 K: 1 S: 6	H: 0 LOB: 0 BB: 0 P: 10	R: 1 E: 0 K: 0 S: 10	H: 1 LOB: 1 BB: 0 P: 13	R: 2 E: 0 K: 1 S: 7	H: 2 LOB: 0 BB: 0 P: 10	R: 0 E: 1 K: 1 S: 11	H: 1 LOB: 1 BB: 0 P: 18	R: 0 E: 0 K: 0 S: 4	H: 0 LOB: 0 BB: 0 P: 8	R: 0 E: 0 K: 0 S: 6	H: 0 LOB: 0 BB: 1 P: 14	1B: 6 2B: 1 3B: 1 HR: 1	SF: 1 SAC: 0 DP: 1 HBP: 1	WP: 0 PB: 0 SB: 3 CS: 0	PA: 38
<b>PITCHER</b>	IP WLS BF H R ER SO BB IBB HBP BLK WP HR S P ERA WHIP																					
<b>49 Tim Wakefield, R</b> ERA: 3.64 (1, 1)	6.0 L 28 8 6 6 6 1 0 1 0 0 0 1 66 91 9.00 1.500																					
<b>Lenny DiNardo, L</b> ERA: 1.59 (7, 1)	1.0 4 1 0 0 1 0 0 0 0 0 0 0 11 18 0.00 1.000																					
<b>Scott Williamson, R</b> ERA: 0.66 (8, 1)	1.0 3 0 0 0 0 0 0 0 0 0 0 0 4 8 0.00 0.000																					
<b>Mark Malaska, L</b> ERA: 3.27 (9, 1)	1.0 3 0 0 0 0 1 0 0 0 0 0 0 6 14 0.00 1.000																					

**Cleveland Indians @ Boston Red Sox**  
**Fenway Park, Boston, MA**  
 Wed May 12 2004, 7:05 PM EDT  
 Att. 35,371 - Cloudy - 70 F

[livebaseballscorecards.com](http://livebaseballscorecards.com)

**AB 34**  
**R 6**  
**H 9**  
**RBI 6**  
**BB 2**  
**SO 7**  
**LOB 14**



Batter	1	2	3	4	5	6	7	8	9	AB R H RBI BB SO LOB
18 Johnny Damon, L (1, 8) OBP: 0.361, SLG: 0.395	1-1 L4	1-2 G4-3			4-2 BB		2-2 G3-6-3		0-2 DI 1B	4 0 1 1 1 0 2
Mark Bellhorn, S (1, 4) OBP: 0.384, SLG: 0.381	4-1 2B BB		2-3 K		0-3 K		1-2 F7		2-3 K	4 1 0 0 1 3 2
34 David Ortiz, L (1, 10) OBP: 0.331, SLG: 0.537	1-3 K		0-1 F7		1-2 F8			0-0 F9		4 0 0 0 0 1 2
Manny Ramirez, R (1, 7) OBP: 0.432, SLG: 0.620	0-0 1B 2B		0-0 G5-3			2-3 K		3-1 F8		4 0 1 1 0 1 0
Kevin Millar, R (1, 3) OBP: 0.361, SLG: 0.398	4-1 1B BB			3-2 F7		2-1 2B 2B		0-1 F8		3 1 1 0 1 0 0
Bill Mueller, S (1, 5) OBP: 0.327, SLG: 0.404	0-0 1B		3-3 K		0-0 F9			0-1 2B 2B		4 1 2 0 0 1 1
Doug Mirabelli, R (1, 2) OBP: 0.481, SLG: 0.958		3-3 K		3-2 2B		1-1 2B		2-3 K		4 0 2 1 0 2 1
Gabe Kapler, R (1, 9) OBP: 0.264, SLG: 0.286		0-3 K		1-0 G6-3		1-3 K		0-0 18 1B 2B		3 0 0 0 0 2 2
Brian Daubach, L (9, PH) OBP: 0.333, SLG: 0.533										1 1 1 1 0 0 0
Pokey Reese, R (1, 6) OBP: 0.284, SLG: 0.365		2-1 1B			3-2 G6-3		3-2 E5 18 G3-6-3			3 0 1 0 0 0 0
Jason Varitek, S (9, PH) OBP: 0.418, SLG: 0.534										1 0 0 0 0 1 1

Inning Stats	R: 1	H: 2	E: 0	K: 1	S: 9	H: 2	LOB: 2	BB: 2	P: 19	R: 0	H: 1	E: 0	K: 2	S: 12	H: 0	LOB: 0	BB: 0	P: 10	R: 0	H: 1	E: 0	K: 1	S: 8	H: 1	LOB: 1	BB: 0	P: 22	R: 0	H: 0	E: 0	K: 1	S: 12	H: 2	LOB: 1	BB: 0	P: 19	R: 0	H: 0	E: 1	K: 0	S: 15	H: 0	LOB: 0	BB: 0	P: 21	R: 0	H: 0	E: 0	K: 0	S: 5	H: 0	LOB: 0	BB: 0	P: 8	R: 2	H: 3	E: 0	K: 3	S: 17	H: 3	LOB: 1	BB: 0	P: 22	1B: 3	2B: 6	3B: 0	HR: 0	SF: 0	SAC: 0	DP: 1	HBP: 0	WP: 0	PB: 0	SB: 0	CS: 0	PA: 38
--------------	------	------	------	------	------	------	--------	-------	-------	------	------	------	------	-------	------	--------	-------	-------	------	------	------	------	------	------	--------	-------	-------	------	------	------	------	-------	------	--------	-------	-------	------	------	------	------	-------	------	--------	-------	-------	------	------	------	------	------	------	--------	-------	------	------	------	------	------	-------	------	--------	-------	-------	-------	-------	-------	-------	-------	--------	-------	--------	-------	-------	-------	-------	--------

PITCHER	IP	WLS	BF	H	R	ER	SO	BB	IBB	HBP	BLK	WP	HR	S	P	ERA	WHIP
31 Cliff Lee, L (1, 1) ERA: 3.1	6.0	W	26	6	2	2	8	3	0	0	0	0	0	66	108	3.00	1.500
David Riske, R (7, 1) ERA: 11.37	1.0		3	0	0	0	0	0	0	0	0	0	0	15	21	0.00	0.000
Rick White, R (8, 1) ERA: 3.72	1.0		3	0	0	0	0	0	0	0	0	0	0	5	8	0.00	0.000
63 Rafael Betancourt, R (9, 1) ERA: 4.08	1.0		6	3	2	2	3	0	0	0	0	0	0	17	22	18.00	3.000

BOTTOM

Cleveland Indians @ Boston Red Sox  
 Fenway Park, Boston, MA  
 Wed May 12 2004, 7:05 PM EDT  
 Att: 35,371 - Cloudy - 70 F

livebaseballscorecards.com

AB	35
R	4
H	9
RBI	4
BB	3
SO	11
LOB	11





Tampa Bay Devil Rays @ Cleveland Indians  
 Jacobs Field, Cleveland, OH

Fri May 14 2004, 7:05 PM EDT  
 Att. 19,796 - Cloudy - 80 F

livebaseballscorecards.com

AB	38
R	8
H	13
RBI	8
BB	4
SO	4
LOB	12



WP	1	PA	44
PB	1		
SB	1		
CS	0		

Batter	1	2	3	4	5	6	7	8	9	10	AB	R	H	RBI	BB	SO	LOB
Matt Lawton, L OBP: 0.365, SLG: 0.468 (1, 7)	4-1 HR 1B BB	3-1 SAFE 1-2 HBP 1B	1-1 G4-3 1-2 2-3			0-0 F7		1-1 SAFE 1-3 1B			3	1	1	0	1	0	2
Omar Vizquel, S OBP: 0.362, SLG: 0.407 (1, 6)	0-1 HR 1B	1-1 E9 1-3 2-H 1B		3-2 G4-3		2-2 G5-3		1-0 SF7			4	1	2	2	0	0	0
Jody Gerut, L OBP: 0.387, SLG: 0.496 (1, 9)	0-0 1-H 2-H HR	1-3 SAFE K		0-1 G6-3		3-1 F8		3-3 SAFE 1-2 K			5	1	1	3	0	2	3
41 Victor Martinez, S OBP: 0.336, SLG: 0.481 (1, 2)	2-1 G3		2-1 1B	0-0 F8			1-0 P5		2-1 P4		5	0	1	0	0	0	0
48 Travis Hafner, L OBP: 0.370, SLG: 0.491 (1, 10)	0-2 F8		1-2 G3 1B		1-0 1B 1B		2-3 K		0-1 G4-3		5	0	1	0	0	1	0
Ronnie Belliard, R OBP: 0.454, SLG: 0.470 (1, 4)	0-1 F7		2-2 WP BB 1B		0-1 F9		0-0 PB 1B		0-1 2B		5	1	3	0	0	0	1
Ben Broussard, L OBP: 0.381, SLG: 0.386 (1, 3)		1-2 F9	4-0 WP 1B BB		3-0 1-2 1B		3-2 SAFE 1-2 F7		3-2 G1-3		4	1	1	0	1	0	2
Casey Blake, R OBP: 0.347, SLG: 0.393 (1, 5)		0-1 G4-3	4-2 E 1B BB		0-3 K			3-2 G6-3		1-1 HR	4	1	1	1	1	1	2
Alex Escobar, R OBP: 0.356, SLG: 0.322 (1, 8)		4-2 HBP 1B BB	2-0 E 1B		1-1 F8			0-0 1B SF7 1B			3	2	2	2	1	0	2

Inning Stats	R: 3	H: 2	E: 0	K: 0	S: 11	P: 17	R: 1	H: 1	E: 1	K: 1	S: 13	P: 23	R: 2	H: 3	E: 1	K: 0	S: 15	R: 0	H: 0	E: 0	K: 0	S: 12	P: 15	R: 0	H: 0	E: 0	K: 1	S: 9	P: 14	R: 0	H: 1	E: 0	K: 1	S: 8	P: 14	R: 1	H: 2	E: 0	K: 1	S: 12	P: 20	R: 0	H: 1	E: 0	K: 0	S: 9	P: 14	R: 1	H: 1	E: 0	K: 0	S: 2	P: 3	1B: 10	SF: 1	2B: 1	SAC: 0	3B: 0	DP: 0	HR: 2	HBP: 1
--------------	------	------	------	------	-------	-------	------	------	------	------	-------	-------	------	------	------	------	-------	------	------	------	------	-------	-------	------	------	------	------	------	-------	------	------	------	------	------	-------	------	------	------	------	-------	-------	------	------	------	------	------	-------	------	------	------	------	------	------	--------	-------	-------	--------	-------	-------	-------	--------

PITCHER	IP	WLS	BF	H	R	ER	SO	BB	IBB	HBP	BLK	WP	HR	S	P	ERA	WHIP
Paul Abbott, R ERA: 6.21 (1, 1)	2.2		17	5	6	6	1	4	0	1	0	1	1	36	65	20.25	3.375
Chad Gaudin, R ERA: 3.21 (3, 1)	2.1		10	3	0	0	1	0	0	0	0	0	0	24	35	0.00	1.286
Trever Miller, L ERA: 4.38 (6, 1)	2.0		7	1	0	0	1	0	0	0	0	0	0	15	26	0.00	0.500
Travis Harper, R ERA: 5.63 (8, 1)	1.0		5	2	1	1	1	0	0	0	0	0	0	12	20	9.00	2.000
Lance Carter, R ERA: 3.94 (9, 1)	1.0	L	5	2	1	1	0	0	0	0	0	0	1	11	17	9.00	2.000

Batter	1	2	3	4	5	6	7	8	9	AB R H RBI BB SO LOB	TOP									
13 Carl Crawford, L (1, 7) OBP: 0.349, SLG: 0.421	1-2 G4-3		1-0 S 2B 1B		2-1 F7		1-0 G6-3		2-2 F7	5 1 1 0 0 0 2	<p>Tampa Bay Devil Rays @ Cleveland Indians</p> <p>Jacobs Field, Cleveland, OH</p> <p>Sat May 15 2004, 1:05 PM EDT</p> <p>Att. 18,040 - Unknown - 50 F</p> <p>livebaseballscorecards.com</p>									
Julio Lugo, R (1, 6) OBP: 0.331, SLG: 0.500	0-3 K		1-1 G6-3		3-2 G6-3		2-0 G3 2B	3-2 DI 1B	5 1 2 1 0 1 1											
Aubrey Huff, L (1, 5) OBP: 0.278, SLG: 0.333	3-2 G4-3		0-0 5 2B 2B		4-1 5 FC5-4 BB		1-2 G3	2-1 1B	4 1 2 2 1 0 1											
5 Rocco Baldelli, R (1, 8) OBP: 0.331, SLG: 0.354		3-1 1B SF8 1B	1-1 2B		0-1 FC5-4		3-3 K	2-2 G6-3	5 1 2 1 0 1 3											
Tino Martinez, L (1, 3) OBP: 0.409, SLG: 0.546		1-2 BLK 1B	1-3 K		0-0 G3-1		2-3 K		4 0 1 0 0 2 1											
José Cruz Jr., S (1, 9) OBP: 0.289, SLG: 0.389		0-1 F7		0-0 HR		3-1 G3	1-3 K		4 1 1 1 0 1 2											
Robert Fick, L (1, 10) OBP: 0.225, SLG: 0.288		0-0 SF8		3-2 G1-3		4-1 BB	2-1 F8		2 0 0 1 1 0 0											
Geoff Blum, S (1, 4) OBP: 0.256, SLG: 0.384		1-3 K		0-1 L3		1-0 G1-3		1-1 G4-3	4 0 0 0 0 1 2											
Brook Fordyce, R (1, 2) OBP: 0.244, SLG: 0.237			2-3 K		2-1 G3-1		1-1 13 G6-3 WP 2B	4-0 DI 1B BB	3 1 1 0 0 1 0 0 1 0 0 1 0 0											
Midre Cummings, L (9, PH) OBP: 0.154, SLG: 0.167																				
<b>Inning Stats</b>	R: 0 E: 0 K: 1 S: 11	H: 0 LOB: 0 BB: 0 P: 15	R: 1 E: 0 K: 1 S: 11	H: 2 LOB: 1 BB: 0 P: 16	R: 2 E: 0 K: 2 S: 12	H: 3 LOB: 1 BB: 0 P: 18	R: 1 E: 0 K: 0 S: 10	H: 1 LOB: 0 BB: 0 P: 15	R: 0 E: 0 K: 0 S: 9	H: 0 LOB: 1 BB: 1 P: 18	R: 1 E: 0 K: 1 S: 10	H: 2 LOB: 1 BB: 0 P: 18	R: 0 E: 0 K: 2 S: 9	H: 0 LOB: 0 BB: 0 P: 14	R: 2 E: 0 K: 0 S: 13	H: 2 LOB: 1 BB: 1 P: 27	1B: 5 2B: 4 3B: 0 HR: 1	SF: 1 SAC: 0 DP: 0 HBP: 0	WP: 1 PB: 0 SB: 1 CS: 0	PA: 40
<b>PITCHER</b>	IP WLS BF H R ER SO BB IBB HBP BLK WP HR S P ERA WHIP																			
37 Jake Westbrook, R (1, 1) ERA: 3.38	6.1 W 29 8 5 5 4 2 0 0 0 1 1 62 103 7.11 1.579																			
Cliff Bartosh, L (7, 1) ERA:	1.2 H 5 0 0 0 3 0 0 0 0 0 0 15 24 0.00 0.000																			
Jose Jimenez, R (9, 1) ERA: 10.24	1.0 6 2 2 2 0 1 0 0 0 0 0 13 27 18.00 3.000																			

AB	36
R	7
H	10
RBI	6
BB	3
SO	7
LOB	12









Batter	1	2	3	4	5	6	7	8	9	AB	R	H	RBI	BB	SO	LOB
<b>Matt Lawton, L</b> OBP: 0.382, SLG: 0.490 (1, 7)	1-0 G4-3		0-1 BB 1B		2-0 FC3 S E	4-2 S 48 2B BB	3-1 1B			4	2	2	0	1	0	0
<b>Ronnie Belliard, R</b> OBP: 0.444, SLG: 0.457 (1, 4)	0-1 F7		2-3 K		2-0 E8 41 BB 48 2B	1-3 K	2-3 K			5	1	0	0	0	3	3
<b>Jody Gerut, L</b> OBP: 0.412, SLG: 0.504 (1, 9)	3-2 41 1B BB		4-1 1-2 BB		4-0 41 BB 48 2B BB	4-2 48 2B BB		1-3 K		1	2	0	0	4	1	0
<b>41 Victor Martinez, S</b> OBP: 0.356, SLG: 0.504 (1, 2)	2-0 1-2 1B		2-2 L9		4-1 48 2B 1B BB	1-1 F8		2-1 48 2B 1B 1B		4	2	2	0	1	0	4
<b>48 Travis Hafner, L</b> OBP: 0.375, SLG: 0.509 (1, 10)	1-0 P5			3-3 K	2-2 1B 2B	1-2 1H 2H		0-0 1B 2B		5	2	3	4	0	1	2
<b>Casey Blake, R</b> OBP: 0.351, SLG: 0.372 (1, 5)		1-3 K		2-2 F7	4-0 1B BB	4-1 BB		2-3 K		3	0	0	0	2	2	2
<b>Ben Broussard, L</b> OBP: 0.402, SLG: 0.400 (1, 3)		2-2 G4-3		3-3 K	0-0 1-2 2H 3H 1B	0-3 K		0-0 BB 1B		5	0	2	4	0	2	2
<b>Alex Escobar, R</b> OBP: 0.358, SLG: 0.340 (1, 8)		2-3 K			1-2 E 3B		3-2 G4-3	4-1 BB		4	1	1	0	1	2	2
<b>John McDonald, R</b> OBP: 0.167, SLG: 0.130 (1, 6)			1-0 G6-3		0-0 P6		1-3 K	0-3 K		5	0	0	0	0	2	5

Inning Stats	R: 0	H: 1	E: 0	K: 0	S: 7	H: 0	LOB: 0	BB: 0	P: 14	R: 0	H: 0	E: 0	K: 2	S: 12	R: 6	H: 3	E: 2	K: 1	S: 17	R: 2	H: 1	E: 0	K: 2	S: 16	R: 0	H: 1	E: 0	K: 2	S: 12	R: 2	H: 3	E: 0	K: 3	S: 14	R: 2	H: 0	E: 0	K: 1	S: 10				
	0	1	0	0	7	0	0	0	14	0	0	0	2	12	6	3	2	1	17	2	1	0	2	16	0	1	2	0	1	0	0	0	2	14	2	3	0	3	14	2	0	0	10

PITCHER	IP	WLS	BF	H	R	ER	SO	BB	IBB	HBP	BLK	WP	HR	S	P	ERA	WHIP
<b>Doug Waechter, R</b> ERA: 3.86 (1, 1)	4.1	L	23	4	6	0	5	4	0	0	0	0	0	48	92	0.00	1.846
<b>Jorge Sosa, R</b> ERA: 6.75 (5, 1)	1.2		11	2	2	2	3	4	0	0	0	0	0	23	45	10.80	3.600
<b>Chad Gaudin, R</b> ERA: 3.0 (7, 1)	1.0		4	1	0	0	2	0	0	0	0	0	0	12	21	0.00	1.000
<b>Danys Baez, R</b> ERA: 2.4 (8, 1)	1.0		7	3	2	2	3	1	0	0	0	0	0	14	23	18.00	4.000

**BOTTOM**

**Tampa Bay Devil Rays @ Cleveland Indians**  
Jacobs Field, Cleveland, OH

Sun May 16 2004, 1:05 PM EDT  
Att: 19,499 - Unknown - 60 F

AB	36
R	10
H	10
RBI	8
BB	9
SO	13
LOB	20



WP	PA	ERA	WHIP
0	45		

Batter	1	2	3	4	5	6	7	8	9	AB R H RBI BB SO LOB	TOP									
5 Juan Uribe, R OBP: 0.386, SLG: 0.525 (1, 4)	0-0 G6-3		1-1 G5-3		3-2 P2		0-0 FC6-4			4 0 0 0 0 0 1										
Aaron Rowand, R OBP: 0.271, SLG: 0.404 (1, 8)	2-2 1B G1 1B		0-3 K		1-1 P5		1-3 K			4 1 1 0 0 2 0										
Magglio Ordonez, R OBP: 0.365, SLG: 0.539 (1, 9) Ross Gload, L OBP: 0.349, SLG: 0.395 (8, PH) (8, 9)	1-1 G1 1-3 1B		4-1 BB BB		0-1 G1-3		3-2 HR			2 0 1 0 1 0 0 1 1 1 1 0 0 0										
Frank Thomas, R OBP: 0.445, SLG: 0.495 (1, 10)	1-1 G1 1-2 3-H		4-1 BB BB		0-0 G5-3		4-1 G4-6-3 BB			2 0 0 1 2 0 1										
Carlos Lee, R OBP: 0.355, SLG: 0.412 (1, 7) Timo Perez, L OBP: 0.275, SLG: 0.313 (8, PH) (8, 7)	3-2 P6		1-1 F9		3-1 1B		0-0 G4-6-3			3 0 1 0 0 0 3 1 0 0 0 0 0 1										
Jose Valentin, S OBP: 0.326, SLG: 0.537 (1, 6)		4-2 BB		2-3 K		1-3 K		2-1 P4		3 0 0 0 1 2 1										
14 Paul Konerko, R OBP: 0.331, SLG: 0.419 (1, 3)		2-1 F7		2-2 F8		3-2 24 FC5-4 1B		4-0 24 G6-4-3 BB		3 0 1 0 1 0 1										
24 Joe Crede, R OBP: 0.255, SLG: 0.421 (1, 5)		1-3 K		0-1 F9		0-0 FC5-4 5 FC6-4 1-2f		0-1 G6-4-3 1-2f		4 0 0 0 0 1 3										
Miguel Olivo, R OBP: 0.329, SLG: 0.486 (1, 2)		2-1 G4-3		1-1 F9		2-3 K				3 0 0 0 0 1 2										
<b>Inning Stats</b>	R: 1 E: 0 K: 0 S: 13	H: 2 LOB: 1 BB: 0 P: 20	R: 0 E: 0 K: 1 S: 11	H: 0 LOB: 1 BB: 1 P: 20	R: 0 E: 0 K: 1 S: 9	H: 0 LOB: 2 BB: 2 P: 19	R: 0 E: 0 K: 1 S: 9	H: 0 LOB: 0 BB: 0 P: 13	R: 0 E: 0 K: 0 S: 9	H: 1 LOB: 1 BB: 0 P: 13	R: 0 E: 0 K: 1 S: 9	H: 1 LOB: 1 BB: 0 P: 14	R: 1 E: 0 K: 1 S: 11	H: 1 LOB: 0 BB: 1 P: 19	R: 0 E: 0 K: 0 S: 4	H: 0 LOB: 0 BB: 1 P: 10	1B: 4 2B: 0 3B: 0 HR: 1	SF: 0 SAC: 0 DP: 2 HBP: 0	WP: 0 PB: 0 SB: 0 CS: 0	PA: 35
<b>PITCHER</b>	IP WLS BF H R ER SO BB IBB HBP BLK WP HR S P ERA WHIP																			
31 Cliff Lee, L ERA: 2.96 (1, 1)	5.0 W 20 2 1 1 3 3 0 0 0 0 0 0 51 86 1.80 1.000																			
Jose Jimenez, R ERA: 8.49 (6, 1)	2.0 8 2 0 0 2 0 0 0 0 0 0 0 18 27 0.00 1.000																			
Rick White, R ERA: 3.86 (8, 1)	1.0 4 1 1 1 1 1 0 0 0 0 0 1 11 19 9.00 2.000																			
David Riske, R ERA: 9.6 (9, 1)	1.0 3 0 0 0 0 0 1 0 0 0 0 0 4 10 0.00 1.000																			

Chicago White Sox @ Cleveland Indians  
 Jacobs Field, Cleveland, OH  
 Mon May 17 2004, 7:05 PM EDT  
 Att. 15,617 - Cloudy - 66 F

livebaseballscorecards.com

AB	30
R	2
H	5
RBI	2
BB	5
SO	6
LOB	13



BOTTOM

Chicago White Sox @ Cleveland Indians  
Jacobs Field, Cleveland, OH  
Mon May 17 2004, 7:05 PM EDT  
Att. 15,617 - Cloudy - 66 F

livebaseballscores.com

AB	39
R	7
H	16
RBI	7
BB	3
SO	6
LOB	26



WP:	0	PA:	44
PB:	0		
SB:	0		
CS:	0		

AB	4	R	2	H	3	RBI	2	BB	1	SO	1	LOB	0
	0	0	0	0	0	0	0	0	0	0	0	0	0

	5	1	3	0	0	0	0	0	3				
	0	0	0	0	0	0	0	0	0				

	5	0	0	0	0	0	0	0	8				
--	---	---	---	---	---	---	---	---	---	--	--	--	--

	5	1	3	3	0	1	2						
--	---	---	---	---	---	---	---	--	--	--	--	--	--

	4	0	1	2	0	2	1						
--	---	---	---	---	---	---	---	--	--	--	--	--	--

	5	0	2	0	0	0	4						
--	---	---	---	---	---	---	---	--	--	--	--	--	--

	3	0	2	0	1	0	0						
--	---	---	---	---	---	---	---	--	--	--	--	--	--

	5	1	1	0	0	2	7						
--	---	---	---	---	---	---	---	--	--	--	--	--	--

	3	2	1	0	1	0	1						
--	---	---	---	---	---	---	---	--	--	--	--	--	--

1B:	12	SF:	0
2B:	4	SAC:	0
3B:	0	DP:	1
HR:	0	HBP:	1

WP:	0	PA:	44
PB:	0		
SB:	0		
CS:	0		

Batter	1	2	3	4	5	6	7	8	9	AB	R	H	RBI	BB	SO	LOB
Matt Lawton, L OBP: 0.394, SLG: 0.497 Coco Crisp, S OBP: 0.256, SLG: 0.288	2-1 1B 41 2B 1B	4-2 1-2 41 E BB		3-3 1-1 48 CI 41 1B 1B	0-0 2-H 3-H 1B		1-2 1B 1B			4	2	3	2	1	1	0
Omar Vizquel, S OBP: 0.369, SLG: 0.414 John McDonald, R OBP: 0.167, SLG: 0.130	3-2 41 2B 48 1B 1B	3-1 P2		1-1 48 CI 41 1B 1B	1-0 F7		1-1 1-2 1B 1B			5	1	3	0	0	0	3
Jody Gerut, L OBP: 0.400, SLG: 0.486	0-0 P5	2-2 G3		3-2 F9	2-1 G4-3		2-0 F8			5	0	0	0	0	0	8
41 Victor Martinez, S OBP: 0.365, SLG: 0.517	1-0 48 1B 2B	1-1 E6 1B		0-2 48 CI 1B 1B			0-2 F7		3-3 K	5	1	3	3	0	1	2
48 Travis Hafner, L OBP: 0.371, SLG: 0.500	0-1 2B 1B	0-0 P6		2-2 CI 1B 1B			3-2 K		0-3 K	4	0	1	2	0	2	1
Ronnie Belliard, R OBP: 0.443, SLG: 0.455	0-2 P5		0-0 P4	1-2 G6-3			0-2 BLK HBP 1B		0-1 1B 1B	5	0	2	0	0	0	4
Ben Broussard, L OBP: 0.420, SLG: 0.419	1-0 1-3 2B		2-2 G4-3		4-2 FC6-4 BB		2-2 1-2 BLK HBP 1B		0-1 1-2 G6-4-3 1B	3	0	2	0	1	0	0
Casey Blake, R OBP: 0.346, SLG: 0.373	2-3 K		2-2 2B		0-1 FC6-4 2B 1B		0-3 1-2 2-3 K		2-2 1-2f G6-4-3	5	1	1	0	0	2	7
Alex Escobar, R OBP: 0.363, SLG: 0.351		4-2 G3 41 E BB BB		1-0 F9			1-1 1-3 1B 2B		2-2 L8	3	2	1	0	1	0	1
Inning Stats	R: 3 E: 1 K: 1 S: 18	H: 5 LOB: 2 BB: 0 P: 27	R: 2 E: 1 K: 0 S: 13	H: 1 LOB: 1 BB: 2 P: 27	R: 0 E: 0 K: 0 S: 9	H: 1 LOB: 1 BB: 0 P: 14	R: 0 E: 1 K: 1 S: 18	H: 2 LOB: 3 BB: 0 P: 28	R: 2 E: 0 K: 0 S: 10	H: 2 LOB: 1 BB: 1 P: 18	R: 0 E: 0 K: 2 S: 16	H: 1 LOB: 2 BB: 0 P: 21	R: 0 E: 0 K: 1 S: 16	H: 2 LOB: 2 BB: 0 P: 25	R: 0 E: 0 K: 1 S: 10	H: 2 LOB: 1 BB: 0 P: 12

PITCHER	IP	WLS	BF	H	R	ER	SO	BB	IBB	HBP	BLK	WP	HR	S	P	ERA	WHIP
Felix Diaz, R ERA: 11.42	(1, 1)	4.1	L	26	9	6	6	2	3	0	0	0	0	62	104	12.46	2.769
Michael Jackson, R ERA: 3.68	(5, 1)	1.2		9	3	1	2	0	0	1	1	0	0	22	31	5.40	1.800
Cliff Politte, R ERA: 5.73	(7, 1)	1.0		5	2	0	1	0	0	0	0	0	0	16	25	0.00	2.000
Billy Koch, R ERA: 4.7	(8, 1)	1.0		4	2	0	1	0	0	0	0	0	0	10	12	0.00	2.000

Chicago White Sox @ Cleveland Indians  
 Jacobs Field, Cleveland, OH

Tue May 18 2004, 7:05 PM EDT  
 Att. 15,298 - Overcast - 68 F

AB	32
R	4
H	7
RBI	4
BB	3
SO	5
LOB	6



WP:	0	PA:	36
PB:	0		
SB:	0		
CS:	1		

Batter	1	2	3	4	5	6	7	8	9	AB	R	H	RBI	BB	SO	LOB	TOP								
Willie Harris, L OBP: 0.362, SLG: 0.362 (1, 8)	G4-3		G3-1	1B			B1			4	0	1	1	0	0	0									
5 Juan Uribe, R OBP: 0.374, SLG: 0.508 (1, 4)	G6-3		G5-3	P3			F9			4	0	0	0	0	0	2									
Magglio Ordonez, R OBP: 0.369, SLG: 0.531 (1, 9)	BB			CS	BB		K		G6-3	2	0	0	0	2	1	0									
Frank Thomas, R OBP: 0.440, SLG: 0.495 (1, 10)	P4			1B	14 1B		G6-3		F8	4	1	1	0	0	0	1									
Carlos Lee, R OBP: 0.359, SLG: 0.410 (1, 7)			L7	1B	14 1B		G5-3		PO	3	1	1	0	1	0	0									
Jose Valentin, S OBP: 0.323, SLG: 0.523 (1, 6)			K	1B	14 1B		P2		PO	4	1	1	0	0	1	0									
14 Paul Konerko, R OBP: 0.336, SLG: 0.422 (1, 3)			1B	1B	1B		G5-3		K2-3	4	1	2	2	0	1	0									
24 Joe Crede, R OBP: 0.248, SLG: 0.408 (1, 5)			K	F8			K		G6-3	4	0	0	0	0	2	3									
Miguel Olivo, R OBP: 0.329, SLG: 0.479 (1, 2)			G4-3	1B	1-2 2-H		G6-3			3	0	1	1	0	0	0									
<b>Inning Stats</b>	R: 0 E: 0 K: 0 S: 9	H: 0 LOB: 1 BB: 1 P: 19	R: 0 E: 0 K: 2 S: 11	H: 1 LOB: 1 BB: 0 P: 18	R: 0 E: 0 K: 0 S: 6	H: 0 LOB: 0 BB: 0 P: 10	R: 4 E: 0 K: 0 S: 22	H: 5 LOB: 2 BB: 2 P: 43	R: 0 E: 0 K: 1 S: 6	H: 0 LOB: 0 BB: 0 P: 9	R: 0 E: 0 K: 1 S: 8	H: 0 LOB: 0 BB: 0 P: 12	R: 0 E: 0 K: 0 S: 6	H: 0 LOB: 0 BB: 0 P: 8	R: 0 E: 0 K: 0 S: 9	H: 1 LOB: 0 BB: 0 P: 13	R: 0 E: 0 K: 1 S: 7	H: 0 LOB: 0 BB: 0 P: 8	1B: 6 2B: 1 3B: 0 HR: 0	SF: 0 SAC: 0 DP: 0 HBP: 0	WP: 0 PB: 0 SB: 0 CS: 1	PA: 36			
<b>PITCHER</b>	IP	WLS	BF	H	R	ER	SO	BB	IBB	HBP	BLK	WP	HR	S	P	ERA	WHIP								
Chad Durbin, R ERA: 11.34 (1, 1)	3.2	L	19	6	4	4	2	3	0	0	0	0	0	45	86	9.82	2.455								
59 Matt Miller, R ERA: (4, 1)	2.1		7	0	0	0	2	0	0	0	0	0	0	17	25	0.00	0.000								
David Riske, R ERA: 8.64 (7, 1)	1.2		6	1	0	0	0	0	0	0	0	0	0	13	18	0.00	0.600								
Scott Stewart, L ERA: 7.3 (8, 1)	0.1		0	0	0	0	0	0	0	0	0	0	0	2	3	0.00	0.000								
63 Rafael Betancourt, R ERA: 4.58 (9, 1)	1.0		3	0	0	0	1	0	0	0	0	0	0	7	8	0.00	0.000								

livebaseballscorecards.com

Batter	1	2	3	4	5	6	7	8	9	AB R H RBI BB SO LOB
<b>Matt Lawton, L</b> OBP: 0.391, SLG: 0.487 (1, 7) C B X	1-1 G5-3 ①		1-3 K ①			4-2 41 S 1B BB		2-3 K ①		3 0 0 0 1 2 0
<b>Omar Vizquel, S</b> OBP: 0.366, SLG: 0.410 (1, 6) C C C B C	1-3 K ②		0-1 P5 ②			0-0 P4 ①		1-1 2B 41 SF9 1B		4 1 1 0 0 1 1
<b>Jody Gerut, L</b> OBP: 0.408, SLG: 0.500 (1, 9) X	0-0 1B		2-1 G4-3 ③			2-1 41 S 1B SAFE		0-0 41 SF9 2B		4 0 3 0 0 0 0
<b>41 Victor Martinez, S</b> OBP: 0.355, SLG: 0.504 (1, 2) S SAFE X	0-1 F7 ③			2-1 F7 ①		3-3 K ②		1-0 SF9 ②		3 0 0 1 0 1 3
<b>48 Travis Hafner, L</b> OBP: 0.368, SLG: 0.500 (1, 10) S X		0-1 E G6-3 2B		3-3 K ②		3-3 K ③		2-1 G4-3 ③		4 1 1 0 0 2 3
<b>Casey Blake, R</b> OBP: 0.336, SLG: 0.361 (1, 5) B F T B X		2-2 E6 G6-3		0-0 G1-3 ③			0-1 G1-3 ①		1-3 K ①	4 0 0 0 0 1 1
<b>Ben Broussard, L</b> OBP: 0.405, SLG: 0.402 (1, 3) B X		1-0 G6-3 ① ② 1-2f 3-H			1-0 G4-3 ①		2-1 G6-3 ②		3-3 K ②	4 0 0 0 0 1 1
<b>Lou Merloni, R</b> OBP: 0.324, SLG: 0.338 (1, 4) B B X		2-0 FC5-4 1B			1-1 G4-3 ②		0-0 1B		0-3 K ③	4 0 2 0 0 1 0
<b>Alex Escobar, R</b> OBP: 0.353, SLG: 0.340 (1, 8) X		0-0 FC5-4 ③ 1-2f			2-3 K ③		0-1 G1-3 ③			3 0 0 0 0 1 2

Inning Stats	R: 0 E: 0 K: 1 S: 8	H: 1 LOB: 1 BB: 0 P: 10	R: 1 E: 1 K: 0 S: 8	H: 2 LOB: 1 BB: 0 P: 13	R: 0 E: 0 K: 1 S: 8	H: 0 LOB: 0 BB: 0 P: 11	R: 0 E: 0 K: 1 S: 6	H: 0 LOB: 0 BB: 0 P: 11	R: 0 E: 0 K: 1 S: 7	H: 0 LOB: 0 BB: 0 P: 11	R: 0 E: 0 K: 2 S: 13	H: 1 LOB: 2 BB: 1 P: 25	R: 0 E: 0 K: 0 S: 7	H: 1 LOB: 1 BB: 0 P: 9	R: 1 E: 0 K: 1 S: 9	H: 2 LOB: 1 BB: 0 P: 15	R: 0 E: 0 K: 3 S: 9	H: 0 LOB: 0 BB: 0 P: 13	1B: 5 2B: 2 3B: 0 HR: 0	SF: 1 SAC: 0 DP: 1 HBP: 0
--------------	------------------------------	----------------------------------	------------------------------	----------------------------------	------------------------------	----------------------------------	------------------------------	----------------------------------	------------------------------	----------------------------------	-------------------------------	----------------------------------	------------------------------	---------------------------------	------------------------------	----------------------------------	------------------------------	----------------------------------	----------------------------------	------------------------------------

PITCHER	IP	WLS	BF	H	R	ER	SO	BB	IBB	HBP	BLK	WP	HR	S	P	ERA	WHIP
<b>Jon Garland, R</b> ERA: 3.62 (1, 1)	7.0	W	27	5	1	1	6	1	0	0	0	0	0	57	90	1.29	0.857
<b>Damaso Marte, L</b> ERA: 3.86 (8, 1)	1.0	H	5	2	1	1	1	0	0	0	0	0	0	9	15	9.00	2.000
<b>Billy Koch, R</b> ERA: 4.41 (9, 1)	1.0	S	3	0	0	0	3	0	0	0	0	0	0	9	13	0.00	0.000

**BOTTOM**

**Chicago White Sox @ Cleveland Indians**  
Jacobs Field, Cleveland, OH

Tue May 18 2004, 7:05 PM EDT  
Att. 15,298 - Overcast - 68 F

AB	33
R	2
H	7
RBI	1
BB	1
SO	10
LOB	11

**C**

WP: 0	PA: 35
PB: 0	
SB: 2	
CS: 0	

PITCHER	IP	WLS	BF	H	R	ER	SO	BB	IBB	HBP	BLK	WP	HR	S	P	ERA	WHIP
---------	----	-----	----	---	---	----	----	----	-----	-----	-----	----	----	---	---	-----	------

Batter	1	2	3	4	5	6	7	8	9	AB R H RBI BB SO LOB	TOP	
Willie Harris, L (1, 4) OBP: 0.366, SLG: 0.367 Aaron Rowand, R (7, 8) OBP: 0.278, SLG: 0.411	1-1 G1-4-3 5 SH1-3 1B		1-2 L6	1-2 FC3-6 1B		1-0 SH FC6-4 1-2	2-2 K	1-0 1B		4 0 2 0 0 1 2 1 0 1 0 0 0 0		
5 Juan Uribe, R (1, 5) OBP: 0.368, SLG: 0.496 (7, 4)	0-0 SH1-3 1-2		3-2 F9	1-0 FC3-6 1B		0-0 F9		1B K		5 1 1 0 0 1 5		
Magglio Ordonez, R (1, 9) OBP: 0.366, SLG: 0.524 24 Joe Crede, R (7, 5) OBP: 0.245, SLG: 0.402	1-2 G1-4-3 2-3		2-1 2B 1B	3-1 G5-3 1-2		2-1 FC6-4 2B		2-0 FC1-6 1B BB	1-0 F9	4 2 1 0 0 0 4 2 1 0 0 0 0 1		
Frank Thomas, R (1, 10) OBP: 0.455, SLG: 0.522	4-2 FC6-4 BB		1-0 2B 1-H 2-H	3-2 FC6-4 1B 2-H		3-2 2B 1-H 3-H		4-0 BB 14 2B 1B BB	3-3 K	4 2 3 5 2 1 0		
Carlos Lee, R (1, 7) OBP: 0.358, SLG: 0.414	1-0 FC6-4 1-2f		2-1 PB 2B 2B 2-H	1-2 FC6-4 1-2f		1-3 K		1-2 BB 14 2B 1B 1-2 2-H	0-0 G4-3	6 2 2 2 0 1 4		
Jose Valentin, S (1, 6) OBP: 0.327, SLG: 0.522		2-1 P5	3-2 14 1B 2B 2-H		1-1 F7		0-0 G3	4-1 14 2B BB 1-2 2-3		4 2 1 1 1 0 0		
14 Paul Konerko, R (1, 3) OBP: 0.338, SLG: 0.429		2-3 K	1-1 1B 1B 2-H		0-0 P2		1-2 F7	0-0 HR 2B 1-H 2-H 3-H		5 1 2 4 0 1 0		
Ross Gload, L (1, 8) OBP: 0.375, SLG: 0.488 (7, 9)		3-3 K	0-1 1B 1B 1-2		1-2 F8		2-0 1B E 1B	0-1 HR		5 2 3 2 0 1 0		
Sandy Alomar Jr., R (1, 2) OBP: 0.339, SLG: 0.393			1B 1B F8				4-1 FC6-4 2B SH BB	0-1 E9 1B 1-H	2-1 F8	4 2 2 0 1 0 2		
<b>Inning Stats</b>	R: 0 H: 1 E: 0 LOB: 2 K: 0 BB: 1 S: 10 P: 17	R: 0 H: 0 E: 0 LOB: 0 K: 2 BB: 0 S: 10 P: 17	R: 5 H: 7 E: 0 LOB: 2 K: 0 BB: 0 S: 23 P: 37	R: 1 H: 2 E: 0 LOB: 1 K: 0 BB: 0 S: 12 P: 21	R: 0 H: 0 E: 0 LOB: 0 K: 0 BB: 0 S: 6 P: 8	R: 2 H: 1 E: 1 LOB: 1 K: 1 BB: 1 S: 12 P: 22	R: 1 H: 2 E: 1 LOB: 1 K: 1 BB: 0 S: 12 P: 17	R: 6 H: 5 E: 0 LOB: 1 K: 1 BB: 2 S: 16 P: 32	R: 0 H: 0 E: 0 LOB: 0 K: 1 BB: 0 S: 5 P: 9	1B: 12 SF: 0 2B: 5 SAC: 2 3B: 0 DP: 0 HR: 1 HBP: 0	WP: 0 PA: 50 PB: 1 SB: 1 CS: 0	
<b>PITCHER</b>	IP WLS BF H R ER SO BB IBB HBP BLK WP HR S P ERA WHIP											
Jason Davis, R (1, 1) ERA: 6.06	2.2 L 17 8 5 5 2 1 0 0 0 0 0 0 42 70 16.88 3.375											
Rick White, R (3, 1) ERA: 3.68	3.0 14 3 3 1 0 1 0 0 0 0 0 0 28 48 3.00 1.333											
Jose Jimenez, R (6, 1) ERA: 9.45	1.2 10 4 4 3 2 1 0 0 0 0 0 0 21 34 16.20 3.000											
Cliff Bartosh, L (8, 1) ERA: 11.57	0.2 6 3 3 3 1 1 0 0 0 0 0 1 10 19 40.50 6.000											
Scott Stewart, L (9, 1) ERA: 6.75	1.0 3 0 0 0 1 0 0 0 0 0 0 0 5 9 0.00 0.000											

Chicago White Sox @ Cleveland Indians  
Jacobs Field, Cleveland, OH

Wed May 19 2004, 7:05 PM EDT  
Att. 17,205 - Sunny - 63 F

livebaseballscorecards.com

AB	44
R	15
H	18
RBI	14
BB	4
SO	6
LOB	18



BOTTOM

Chicago White Sox @ Cleveland Indians  
Jacobs Field, Cleveland, OH  
Wed May 19 2004, 7:05 PM EDT  
Att. 17,205 - Sunny - 63 F

livebaseballscorecards.com

AB 31  
R 3  
H 6  
RBI 2  
BB 6  
SO 8  
LOB 19



WP: 1 PA: 38  
PB: 0  
SB: 0  
CS: 0

AB R H RBI BB SO LOB

3 1 1 0 2 0 0  
3 0 1 0 1 0 3  
1 0 0 0 0 0 0

4 0 0 1 0 0 3

2 2 1 1 1 0 1

3 0 0 0 1 1 3

3 0 2 0 1 1 2

4 0 0 0 0 4 3

4 0 1 0 0 0 2

4 0 0 0 0 2 2

1B: 4 SF: 0  
2B: 2 SAC: 0  
3B: 0 DP: 2  
HR: 1 HBP: 1

Batter	1	2	3	4	5	6	7	8	9
<b>Ronnie Belliard, R</b> (1, 4) OBP: 0.448, SLG: 0.453 BB G3	4-2 BB G3	0-1 BB E5 1B		1-0 BB G6-3			4-0 BB 41 HBP BB		0-0 BB G6-3
<b>Omar Vizquel, S</b> (1, 6) OBP: 0.370, SLG: 0.408 <b>John McDonald, R</b> (9, 6) OBP: 0.160, SLG: 0.125 BB G3 1B	1-1 BB G3 1B	3-2 BB E5 1B 2-H			4-1 BB G3-6 BB		1-2 BB P4		1-2 BB G6-3
<b>Jody Gerut, L</b> (1, 9) OBP: 0.399, SLG: 0.487 BB G3 1B 3-H	0-1 BB G3 1B 3-H		1-0 BB G5-3		1-0 BB G3-6 1-2f		1-1 BB F8		
<b>41 Victor Martinez, S</b> (1, 10) OBP: 0.366, SLG: 0.528 BB G5-3	2-2 BB G5-3		4-1 BB 2B WP BB		3-1 BB HR		1-0 BB FC5-4 HBP 1-2		
<b>Alex Escobar, R</b> (1, 7) OBP: 0.350, SLG: 0.330 BB BB	4-2 BB BB		0-1 BB F9		0-3 BB K		1-1 BB FC5-4 1-2f		
<b>Lou Merloni, R</b> (1, 5) OBP: 0.347, SLG: 0.368 BB K	1-3 BB K		2-0 BB WP 1-3 2B		4-2 BB FC6-4 BB		1-1 BB L5-3 1B		
<b>Ben Broussard, L</b> (1, 3) OBP: 0.392, SLG: 0.386 BB K		1-3 BB K	1-3 BB K 2-3 3-H		0-3 BB K		2-3 BB K		
<b>Tim Laker, R</b> (1, 2) OBP: 0.275, SLG: 0.361 BB E5 1B 1B	3-2 BB E5 1B 1B			2-1 BB F8		2-0 BB F8		3-2 BB L5-3 1-1	
<b>Coco Crisp, S</b> (1, 8) OBP: 0.244, SLG: 0.273 BB F7	1 SAFE BB F7			0-3 BB K		1-1 BB FC6-4 1-2f			2-3 BB K

Inning Stats	R	H	E	K	S	LOB	BB	P	SO	WP	HR	S	P	ERA	WHIP
1	1	1	0	1	16	2	2	28							
2	0	2	1	1	18	2	0	26							
3	1	1	0	1	8	1	1	16							
4	0	0	0	1	6	0	0	9							
5	1	1	0	1	7	0	1	15							
6	0	0	0	1	10	1	1	17							
7	0	0	0	0	7	2	1	15							
8	0	1	0	1	10	0	0	16							
9	0	0	0	0	8	0	0	11							

PITCHER	IP	WLS	BF	H	R	ER	SO	BB	IBB	HBP	BLK	WP	HR	S	P	ERA	WHIP
<b>Scott Schoeneweis, L</b> (1, 1) ERA: 3.33	6.0	W	27	5	3	3	6	5	0	0	0	1	1	65	111	4.50	1.667
<b>Shingo Takatsu, R</b> (7, 1) ERA: 1.98	1.0		5	0	0	0	0	1	0	1	0	0	0	7	15	0.00	1.000
<b>Jon Adkins, R</b> (8, 1) ERA: 2.45	1.0		3	1	0	0	1	0	0	0	0	0	0	10	16	0.00	1.000
<b>Kelly Wunsch, L</b> (9, 1) ERA:	1.0		3	0	0	0	1	0	0	0	0	0	0	8	11	0.00	0.000

Batter	1	2	3	4	5	6	7	8	9	AB R H RBI BB SO LOB
<b>Matt Lawton, L</b> (1, 7) OBP: 0.386, SLG: 0.478	1-1 F7	2-1 BB 1-3 2-H 1B		0-0 L7			2-1 P3		0-0 L5	5 0 1 1 0 0 1
<b>Omar Vizquel, S</b> (1, 6) OBP: 0.371, SLG: 0.404	1-1 41 1B	4-2 SAFE 1-2 BB		2-1 F7			2-0 P5		2-2 P6	4 0 1 0 1 0 1
<b>Jody Gerut, L</b> (1, 8) OBP: 0.388, SLG: 0.471	2-1 P4	0-0 P5		1-3 K			0-0 G4-3		2-2 P2	5 0 0 0 0 1 5
<b>41 Victor Martinez, S</b> (1, 2) OBP: 0.369, SLG: 0.527	0-0 1B			1-2 48 FC4-6 1B					1-0 F7	4 0 2 0 0 1 0
<b>48 Travis Hafner, L</b> (1, 10) OBP: 0.365, SLG: 0.488 <b>John McDonald, R</b> (8, PR) OBP: 0.160, SLG: 0.125	2-2 F9			3-2 FC4-6 BB 2B			0-0 F7		4-2 1B BB	3 1 0 0 1 0 3 0 0 0 0 0 0 0
<b>Ronnie Belliard, R</b> (1, 4) OBP: 0.443, SLG: 0.447				2-3 K			3-1 P3		2-2 1B	4 0 1 0 0 1 1
<b>Ben Broussard, L</b> (1, 3) OBP: 0.387, SLG: 0.375				4-1 2B BB			3-3 K		0-1 P5	3 1 0 0 1 1 2
<b>Casey Blake, R</b> (1, 5) OBP: 0.347, SLG: 0.376				3-2 HBP 1B BB			1-2 CS 1B		0-1 P6	3 1 2 2 1 0 2
<b>Alex Escobar, R</b> (1, 9) OBP: 0.350, SLG: 0.324 <b>Coco Crisp, S</b> (9, PH) OBP: 0.253, SLG: 0.295				0-0 F9			1-0 P4		0-2 2B	2 0 0 0 0 0 2 1 0 1 0 0 0 0

Inning Stats	R: 0 E: 0 K: 0 S: 10	H: 2 LOB: 2 BB: 0 P: 16	R: 1 E: 0 K: 0 S: 17	H: 1 LOB: 3 BB: 2 P: 33	R: 2 E: 0 K: 1 S: 17	H: 2 LOB: 1 BB: 1 P: 30	R: 0 E: 0 K: 1 S: 6	H: 0 LOB: 0 BB: 0 P: 9	R: 0 E: 0 K: 1 S: 6	H: 0 LOB: 0 BB: 0 P: 12	R: 0 E: 0 K: 1 S: 9	H: 1 LOB: 0 BB: 0 P: 14	R: 0 E: 0 K: 0 S: 4	H: 0 LOB: 0 BB: 0 P: 8	R: 0 E: 0 K: 0 S: 12	H: 1 LOB: 2 BB: 1 P: 19	R: 0 E: 0 K: 0 S: 10	H: 1 LOB: 1 BB: 0 P: 14	1B: 6 2B: 2 3B: 0 HR: 0	SF: 0 SAC: 0 DP: 0 HBP: 1	WP: 0 PB: 0 SB: 0 CS: 1	PA: 39
--------------	-------------------------------	----------------------------------	-------------------------------	----------------------------------	-------------------------------	----------------------------------	------------------------------	---------------------------------	------------------------------	----------------------------------	------------------------------	----------------------------------	------------------------------	---------------------------------	-------------------------------	----------------------------------	-------------------------------	----------------------------------	----------------------------------	------------------------------------	----------------------------------	--------

PITCHER	IP	WLS	BF	H	R	ER	SO	BB	IBB	HBP	BLK	WP	HR	S	P	ERA	WHIP
<b>Paul Abbott, R</b> (1, 1) ERA: 6.42	3.0		18	5	3	3	1	3	0	1	0	0	0	44	79	9.00	2.667
<b>Trevor Miller, L</b> (4, 1) ERA: 3.12	3.0	W	9	1	0	0	3	0	0	0	0	0	0	21	35	0.00	0.333
<b>Lance Carter, R</b> (7, 1) ERA: 3.6	1.1	H	5	0	0	0	0	1	0	0	0	0	0	8	17	0.00	0.750
<b>Danys Baez, R</b> (8, 1) ERA: 2.04	1.2	S	7	2	0	0	0	0	0	0	0	0	0	18	24	0.00	1.200


**TOP**

**Cleveland Indians @ Tampa Bay Devil Rays**

Tropicana Field, St. Petersburg, FL

Fri May 21 2004, 7:15 PM EDT  
Att. 10,213 - Dome - 72 F

<b>AB</b>	<b>34</b>
<b>R</b>	<b>3</b>
<b>H</b>	<b>8</b>
<b>RBI</b>	<b>3</b>
<b>BB</b>	<b>4</b>
<b>SO</b>	<b>4</b>
<b>LOB</b>	<b>17</b>





Batter	1	2	3	4	5	6	7	8	9	AB	R	H	RBI	BB	SO	LOB	BOTTOM			
13 Carl Crawford, L (1, 7) OBP: 0.367, SLG: 0.449	3-2 5 1B 2B		3-2 G6-4-3 1B		2-2 F7 1-2		3-2 G3			4	1	2	0	0	0	2	<b>Cleveland Indians @ Tampa Bay Devil Rays</b> Tropicana Field, St. Petersburg, FL Fri May 21 2004, 7:15 PM EDT Att: 10,213 - Dome - 72 F			
Damian Rolls, R (1, 5) OBP: 0.262, SLG: 0.241	4-2 L6-4 5 1B BB		2-2 G6-4-3 1-2f		2-2 FC1-5-6 2-3		2-3 K			3	0	0	0	1	1	3				
5 Rocco Baldelli, R (1, 8) OBP: 0.337, SLG: 0.362	1-0 S 2B 1B		0-0 G3		4-0 IBB		2-1 F9			3	1	1	1	1	0	1				
Aubrey Huff, L (1, 3) OBP: 0.279, SLG: 0.322 Tino Martinez, L (9, 3) OBP: 0.389, SLG: 0.514	1-1 L6-4 2-2			1-2 P4	0-1 F7		1-1 F8			4	0	0	0	0	0	4				
José Cruz Jr., S (1, 9) OBP: 0.329, SLG: 0.452	3-2 1-H 2B			0-1 2B 2B		0-0 G4-3 E 2B		0-0 HR		4	3	4	2	0	0	0				
Julio Lugo, R (1, 6) OBP: 0.308, SLG: 0.467	2-1 G4-3			0-0 CS 2B		0-0 G4-3 2-3		3-1 P5		4	0	1	1	0	0	2				
Toby Hall, R (1, 2) OBP: 0.304, SLG: 0.326		0-0 F8		4-2 BB		0-1 F9 3-H		2-2 G5-3		3	0	0	0	1	0	0				
31 Jonny Gomes, R (1, 10) OBP: 0.167, SLG: 0.091		4-1 L9-3 BB		1-3 K		1-0 P4				2	0	0	0	1	1	1				
Rey Sanchez, R (1, 4) OBP: 0.268, SLG: 0.265		1-0 L9-3 1-1			1-1 FC1-5-6 13 F7 1B		1-2			3	0	2	0	0	0	1				
<b>Inning Stats</b>	R: 2 E: 0 K: 0 S: 13	H: 3 LOB: 1 BB: 1 P: 27	R: 0 E: 0 K: 0 S: 3	H: 0 LOB: 0 BB: 1 P: 8	R: 0 E: 0 K: 0 S: 9	H: 1 LOB: 0 BB: 0 P: 14	R: 1 E: 0 K: 1 S: 12	H: 2 LOB: 1 BB: 1 P: 18	R: 0 E: 0 K: 0 S: 12	H: 1 LOB: 2 BB: 1 P: 21	R: 1 E: 1 K: 0 S: 5	H: 1 LOB: 0 BB: 0 P: 6	R: 0 E: 0 K: 1 S: 11	H: 1 LOB: 1 BB: 0 P: 19	R: 1 E: 0 K: 0 S: 8	H: 1 LOB: 0 BB: 0 P: 14	1B: 3 2B: 7 3B: 1 HR: 1	SF: 0 SAC: 0 DP: 3 HBP: 0	WP: 0 PB: 0 SB: 1 CS: 1	PA: 34
<b>PITCHER</b>	IP WLS L	WLS L	H R ER SO	H R ER SO	H R ER SO	H R ER SO	H R ER SO	H R ER SO	H R ER SO	H R ER SO	H R ER SO	H R ER SO	H R ER SO	H R ER SO	H R ER SO	H R ER SO	ERA WHIP	ERA WHIP		
CC Sabathia, L (1, 1) ERA: 2.26	7.0	30	9	4	3	2	3	1	0	0	0	0	0	0	0	0	0	3.86	1.714	
Scott Stewart, L (8, 1) ERA: 7.24	0.1	2	1	1	1	0	0	0	0	0	0	0	0	0	0	0	0	27.00	3.000	
Jose Jimenez, R (8, 1) ERA: 9.0	0.2	2	0	0	0	0	0	0	0	0	0	0	0	0	0	0	0	0.00	0.000	

livebaseballscores.com

AB 30  
R 5  
H 10  
RBI 4  
BB 4  
SO 2  
LOB 14



Batter	1	2	3	4	5	6	7	8	9	AB R H RBI BB SO LOB	TOP											
<b>Matt Lawton, L</b> (1, 7) OBP: 0.388, SLG: 0.497	2-1 G6-3		2-1 HR		2-2 F9			2-2 G1-6-3 1B		4 1 2 1 0 0 0	<b>Cleveland Indians @ Tampa Bay Devil Rays</b> Tropicana Field, St. Petersburg, FL Sat May 22 2004, 6:15 PM EDT Att. 12,008 - Dome - 72 F											
<b>Omar Vizquel, S</b> (1, 6) OBP: 0.368, SLG: 0.396	4-2 BB		1-2 F8			1-0 L3		1-2 G1-6-3		3 0 0 0 1 0 2												
<b>Jody Gerut, L</b> (1, 8) OBP: 0.380, SLG: 0.460	3-1 P2		3-2 G4-3			2-0 F8		1-0 F8		4 0 0 0 0 0 2												
<b>41 Victor Martinez, S</b> (1, 2) OBP: 0.366, SLG: 0.541	0-0 L9			0-1 HR		2-0 F9			0-1 G3-1	4 1 1 1 0 0 1												
<b>48 Travis Hafner, L</b> (1, 10) OBP: 0.368, SLG: 0.511		1-2 HR		0-0 F7			2-1 F8		2-1 DI 1B	4 1 2 1 0 0 0												
<b>Ronnie Belliard, R</b> (1, 4) OBP: 0.439, SLG: 0.449		1-1 F8		2-2 F7			1-2 2B		0-1 F9	4 0 1 0 0 0 1												
<b>Ben Broussard, L</b> (1, 3) OBP: 0.375, SLG: 0.361		1-0 F7		3-1 F9			1-1 P5		1-2 F8	4 0 0 0 0 0 2												
<b>Casey Blake, R</b> (1, 5) OBP: 0.340, SLG: 0.367		1-2 F8			2-0 F8		2-1 F9			3 0 0 0 0 0 1												
<b>Alex Escobar, R</b> (1, 9) OBP: 0.349, SLG: 0.324			1-3 K		0-0 G6-3			0-0 G1-6-3 1B		3 0 1 0 0 1 0												
<b>Inning Stats</b>	R: 0 E: 0 K: 0 S: 10	H: 0 LOB: 1 BB: 1 P: 19	R: 1 E: 0 K: 0 S: 9	H: 1 LOB: 0 BB: 0 P: 13	R: 1 E: 0 K: 1 S: 12	H: 1 LOB: 0 BB: 0 P: 19	R: 1 E: 0 K: 0 S: 8	H: 1 LOB: 0 BB: 0 P: 13	R: 0 E: 0 K: 0 S: 5	H: 0 LOB: 0 BB: 0 P: 9	R: 0 E: 0 K: 0 S: 3	H: 0 LOB: 0 BB: 0 P: 8	R: 0 E: 0 K: 0 S: 9	H: 1 LOB: 1 BB: 0 P: 15	R: 0 E: 0 K: 0 S: 8	H: 2 LOB: 1 BB: 0 P: 12	R: 0 E: 0 K: 0 S: 9	H: 1 LOB: 1 BB: 0 P: 12	1B: 3 2B: 1 3B: 0 HR: 3	SF: 0 SAC: 0 DP: 1 HBP: 0	WP: 0 PB: 0 SB: 0 CS: 0	PA: 34
<b>PITCHER</b>	IP WLS BF H R ER SO BB IBB HBP BLK WP HR S P ERA WHIP												<b>PITCHER</b>	IP WLS BF H R ER SO BB IBB HBP BLK WP HR S P ERA WHIP								
<b>Doug Waechter, R</b> (1, 1) ERA: 3.93	6.1 W 24 4 3 3 1 1 0 0 0 0 3 52 89 4.26 0.789																					
<b>Jorge Sosa, R</b> (7, 1) ERA: 4.86	2.2 S 10 3 0 0 0 0 0 0 0 0 0 21 31 0.00 1.125																					

<b>AB</b>	33
<b>R</b>	3
<b>H</b>	7
<b>RBI</b>	3
<b>BB</b>	1
<b>SO</b>	1
<b>LOB</b>	9



Batter	1	2	3	4	5	6	7	8	9
13 Carl Crawford, L (1, 7) OBP: 0.358, SLG: 0.438	3-2 E3 FC3-2 1B		0-1 G4-3		2-1 G4-3			2-2 G6-3	
5 Rocco Baldelli, R (1, 8) OBP: 0.347, SLG: 0.373	1 SAFE 1 SAFE 1 SAFE FC3-2 G5-3 1B HR		0-1 G6-3			1-1 E1 G4-3 FC3-6 1B		1-1 1B 2B 1B	
Aubrey Huff, L (1, 5) OBP: 0.278, SLG: 0.320 Rey Sanchez, R (9, 4) OBP: 0.268, SLG: 0.265	0-0 G5-3		1-2 G4-3			1-1 G4-3		1-2 2B 1B	
Tino Martinez, L (1, 3) OBP: 0.400, SLG: 0.535	3-2 FC3-2 HR			1-2 G5-3 2B		4-0 FC3-6 BB		1-2 2B	
José Cruz Jr., S (1, 9) OBP: 0.333, SLG: 0.473	0-0 HR		0-0 F7			0-1 FC3-6 CS		4-0 IBB	
Julio Lugo, R (1, 6) OBP: 0.301, SLG: 0.455	2-1 G4-3		0-1 G5-3		0-1 CS		0-0 G5-3	1-3 K	
Robert Fick, L (1, 10) OBP: 0.213, SLG: 0.259		2-2 G4-3		2-0 P5			1-0 F9		
Geoff Blum, S (1, 4) OBP: 0.237, SLG: 0.359 (9, 5)		1-1 G4-3			1-0 G4-3		0-1 G4-3		
Brook Fordyce, R (1, 2) OBP: 0.275, SLG: 0.255		0-1 G6-3			2-2 G5-3			0-1 F9	

Inning Stats	R: 3	H: 2	E: 1	K: 0	S: 16	LOB: 0	BB: 0	P: 26
	R: 0	H: 0	E: 0	K: 0	S: 7 <td>LOB: 0</td> <td>BB: 0</td> <td>P: 10</td>	LOB: 0	BB: 0	P: 10
	R: 0	H: 0	E: 0	K: 0	S: 7 <td>LOB: 0</td> <td>BB: 0</td> <td>P: 8</td>	LOB: 0	BB: 0	P: 8
	R: 0	H: 1	E: 0	K: 0	S: 8 <td>LOB: 1</td> <td>BB: 0</td> <td>P: 11</td>	LOB: 1	BB: 0	P: 11
	R: 0	H: 0	E: 0	K: 0	S: 6 <td>LOB: 0</td> <td>BB: 0</td> <td>P: 11</td>	LOB: 0	BB: 0	P: 11
	R: 1	H: 1	E: 1	K: 0	S: 7 <td>LOB: 0</td> <td>BB: 1</td> <td>P: 13</td>	LOB: 0	BB: 1	P: 13
	R: 0	H: 0	E: 0	K: 0	S: 4 <td>LOB: 0</td> <td>BB: 0</td> <td>P: 5</td>	LOB: 0	BB: 0	P: 5
	R: 2	H: 3	E: 0	K: 1	S: 16 <td>LOB: 2</td> <td>BB: 1</td> <td>P: 26</td>	LOB: 2	BB: 1	P: 26

PITCHER	IP	WLS	BF	H	R	ER	SO	BB	IBB	HBP	BLK	WP	HR	S	P	ERA	WHIP
37 Jake Westbrook, R (1, 1) ERA: 3.02	7.2	L	29	5	5	1	0	1	0	0	0	0	1	62	94	1.17	0.783
Cliff Bartosh, L (8, 1) ERA: 15.43	0.0		2	2	1	1	0	0	0	0	0	0	0	6	8	∞	∞
59 Matt Miller, R (8, 1) ERA:	0.1		2	0	0	0	1	0	1	0	0	0	0	3	8	0.00	0.000

AB R H RBI BB SO LOB

4	0	0	0	0	0	0
4	3	3	0	0	0	0
4	1	1	0	0	0	3
0	0	0	0	0	0	0
3	1	2	2	1	0	2
3	1	1	4	1	0	2
4	0	0	0	0	1	3
3	0	0	0	0	0	1
3	0	0	0	0	0	0
3	0	0	0	0	0	0

AB	31
R	6
H	7
RBI	6
BB	2
SO	1
LOB	11



WP	PA	ERA	WHIP
0	34		

**Cleveland Indians @ Tampa Bay Devil Rays**  
Tropicana Field, St. Petersburg, FL  
Sat May 22 2004, 6:15 PM EDT  
Att. 12,008 - Dome - 72 F

livebaseballscorecards.com

Batter	1	2	3	4	5	6	7	8	9	10	AB	R	H	RBI	BB	SO	LOB	TOP				
Ronnie Belliard, R OBP: 0.427, SLG: 0.435 (1, 4)	F7	FC6-4			P3		F9		G6-3									5 0 0 0 0 0 2				
Omar Vizquel, S OBP: 0.363, SLG: 0.390 (1, 6)	G6-3	FC4-6			G6-3		G6-3			F8								5 0 1 0 0 0 1				
Matt Lawton, L OBP: 0.392, SLG: 0.500 Jody Gerut, L OBP: 0.377, SLG: 0.455 (1, 7) (1, 9)	1B				E9		F7			1B								1 1 1 0 0 0 0 4 0 1 0 0 0 2				
41 Victor Martinez, S OBP: 0.361, SLG: 0.526 (1, 2)	BB				G6-3		FC4-6			F9								4 1 0 0 1 0 4				
Lou Merloni, R OBP: 0.350, SLG: 0.361 (1, 3)	1B				G6-3													4 1 1 1 1 1 1				
48 Travis Hafner, L OBP: 0.372, SLG: 0.519 (1, 10)	2B				F9		1B			F7								4 0 2 2 0 0 1				
Casey Blake, R OBP: 0.331, SLG: 0.356 (1, 5)	L4				G5-3		F9			FC4-6								4 0 0 0 0 0 3				
Alex Escobar, R OBP: 0.346, SLG: 0.348 (1, 9) (1, 7)		K2-3			HR		F8			CS								4 1 1 1 0 1 1				
Coco Crisp, S OBP: 0.264, SLG: 0.305 (1, 8)	1B									G4-3								4 0 2 0 0 1 0				
<b>Inning Stats</b>	R: 3 E: 1 K: 0 S: 12	H: 3 LOB: 1 BB: 1 P: 24	R: 0 E: 0 K: 1 S: 10	H: 1 LOB: 1 BB: 0 P: 14	R: 0 E: 0 K: 0 S: 6	H: 0 LOB: 0 BB: 0 P: 11	R: 1 E: 0 K: 1 S: 8	H: 1 LOB: 0 BB: 0 P: 15	R: 0 E: 1 K: 0 S: 7	H: 0 LOB: 1 BB: 0 P: 13	R: 0 E: 0 K: 0 S: 10	H: 2 LOB: 2 BB: 0 P: 13	R: 0 E: 0 K: 0 S: 8	H: 0 LOB: 0 BB: 1 P: 18	R: 0 E: 0 K: 0 S: 8	H: 0 LOB: 0 BB: 0 P: 12	R: 0 E: 0 K: 1 S: 16	H: 1 LOB: 1 BB: 0 P: 24	1B: 7 2B: 1 3B: 0 HR: 1	SF: 0 SAC: 0 DP: 0 HBP: 0	WP: 0 PB: 0 SB: 1 CS: 1	PA: 42
<b>PITCHER</b>	IP WLS BF H R ER SO BB IBB HBP BLK WP HR S P ERA WHIP	IP WLS BF H R ER SO BB IBB HBP BLK WP HR S P ERA WHIP																				
Mark Hendrickson, L ERA: 5.15 (1, 1)	7.0	31	8	4	3	2	1	0	0	0	0	0	0	0	0	0	0	0	3.86	1.286		
Travis Harper, R ERA: 4.02 (8, 1)	3.0	10	1	0	0	1	1	0	0	0	0	0	0	0	0	0	0	0	0.00	0.667		

Cleveland Indians @ Tampa Bay Devil Rays  
Tropicana Field, St. Petersburg, FL  
Sun May 23 2004, 1:15 PM EDT  
Att. 10,555 - Dome - 72 F

AB	39
R	4
H	9
RBI	4
BB	2
SO	3
LOB	15



BOTTOM

Cleveland Indians @ Tampa Bay Devil Rays  
Tropicana Field, St. Petersburg, FL

Sun May 23 2004, 1:15 PM EDT  
Att: 10,555 - Dome - 72 F

livebaseballscores.com

AB	36
R	5
H	8
RBI	5
BB	5
SO	7
LOB	9



WP:	0	PA:	42
PB:	0		
SB:	0		
CS:	0		

AB R H RBI BB SO LOB

5 0 0 0 0 1 0

2 1 0 0 1 0 0  
2 0 0 0 0 0 0

5 2 2 0 0 0 0

4 1 2 1 1 0 0

2 0 0 0 3 2 1

4 0 2 2 0 1 1

4 1 2 2 0 0 3

3 0 0 0 0 1 3  
1 0 0 0 0 1 0

4 0 0 0 0 1 1

1B: 4 SF: 0  
2B: 2 SAC: 0  
3B: 1 DP: 0  
HR: 1 HBP: 1

Batter	1	2	3	4	5	6	7	8	9	10
13 Carl Crawford, L OBP: 0.348, SLG: 0.424 (1, 7)	K	G4-3		F7			L7		G4-3	
Damian Rolls, R OBP: 0.266, SLG: 0.232 (1, 4)	5 2B	P4			F8		G3		P3	
Geoff Blum, S OBP: 0.232, SLG: 0.351 (7, 4)	1B									
5 Rocco Baldelli, R OBP: 0.349, SLG: 0.386 (1, 8)	1B			F8	F9		G2-3		BB	1B
Aubrey Huff, L OBP: 0.287, SLG: 0.338 (1, 5)	HBP			G4-3				G6-3		1B
José Cruz Jr., S OBP: 0.342, SLG: 0.466 (1, 9)	G6-3						K		K	
Tino Martinez, L OBP: 0.407, SLG: 0.534 (1, 3)	G6-3			K			F7			1B
Toby Hall, R OBP: 0.313, SLG: 0.367 (1, 2)	G6-3			HR					F7	
31 Jonny Gomes, R OBP: 0.133, SLG: 0.071 (1, 10)	F7						F7			K
Robert Fick, L OBP: 0.211, SLG: 0.256 (9, PH)										
Rey Sanchez, R OBP: 0.253, SLG: 0.250 (1, 6)					G5-3		F8		G6-3	

Inning Stats	R: 3	H: 2	R: 0	H: 0	R: 0	H: 0	R: 1	H: 1	R: 0	H: 1	R: 0	H: 0	R: 0	H: 1	R: 0	H: 0	R: 0	H: 1	R: 0	H: 0	R: 1	H: 2	1B: 4	SF: 0
E: 0	LOB: 2	E: 0	LOB: 0	E: 0	LOB: 1	E: 0	LOB: 0	E: 0	LOB: 1	E: 0	LOB: 0	E: 0	LOB: 0	E: 0	LOB: 1	E: 0	LOB: 0	E: 0	LOB: 0	E: 0	LOB: 3	2B: 2	SAC: 0	
K: 1	BB: 2	K: 1	BB: 0	K: 1	BB: 1	K: 1	BB: 0	K: 1	BB: 0	K: 0	BB: 0	K: 1	BB: 0	K: 1	BB: 2	K: 1	BB: 0	K: 1	BB: 0	K: 1	BB: 2	3B: 1	DP: 0	
S: 14	P: 27	S: 9	P: 9	S: 12	P: 16	S: 12	P: 15	S: 12	P: 18	S: 9	P: 11	S: 5	P: 5	S: 9	P: 12	S: 10	P: 14	S: 10	P: 21	S: 10	P: 21	HR: 1	HBP: 1	

PITCHER	IP	WLS	BF	H	R	ER	SO	BB	IBB	HBP	BLK	WP	HR	S	P	ERA	WHIP
31 Cliff Lee, L ERA: 3.21 (1, 1)	7.2		33	6	4	4	6	3	0	1	0	0	1	80	111	4.70	1.174
David Riske, R ERA: 8.35 (8, 1)	1.2	L	9	2	1	1	1	1	1	0	0	0	0	22	37	5.40	1.800

Batter	1	2	3	4	5	6	7	8	9	10	11	12	AB	R	H	RBI	BB	SO	LOB	TOP						
<b>51 Ichiro Suzuki, L</b> OBP: 0.368, SLG: 0.381 (1, 9)	F7	G6-3			G4-3		G4-3		F7			FC3-6 1B	6	0	1	0	0	0	0							
<b>Scott Spiezio, S</b> OBP: 0.320, SLG: 0.453 (1, 5)	FC6 1B		G3		F8			2B 2B BB		F7		FC3-6 1B	5	1	1	0	1	0	2							
<b>Bret Boone, R</b> OBP: 0.290, SLG: 0.397 (1, 4)	FC6 1B 2B		K				G3	P3		G6-3		K	6	1	0	0	0	2	4							
<b>Raul Ibanez, L</b> OBP: 0.343, SLG: 0.485 (1, 7)	2B 1B		G4-3				G3-1	2B 2B		G6-3		1B	6	2	3	1	0	0	0							
<b>Edgar Martinez, R</b> OBP: 0.341, SLG: 0.379 (1, 10)	2B				F9		1B 1B	P4			F7	F8	6	0	2	2	0	0	4							
<b>John Olerud, L</b> OBP: 0.367, SLG: 0.358 <b>16 Willie Bloomquist, R</b> OBP: 0.317, SLG: 0.359 (1, 3) (8, PR) (8, 3) (9, 6)	FC4-6 BB				1B		1B	2B		FC3-2 2B			3	0	3	2	1	0	0							
<b>Dan Wilson, R</b> OBP: 0.341, SLG: 0.409 (1, 2)	FC4-6 1-2f		K		G4-3		G4-3	K		FC3-2 2-H			5	0	0	0	0	2	7							
<b>Rich Aurilia, R</b> OBP: 0.292, SLG: 0.286 <b>Dave Hansen, L</b> OBP: 0.366, SLG: 0.382 (1, 6) (9, PH) (9, 3)		K			G6-3		G5-3		L7		G4-3		3	0	0	0	0	1	1							
<b>Randy Winn, S</b> OBP: 0.285, SLG: 0.283 (1, 8)		K			G4-3		G3		P2			FC3-6 1B 51 1B	2	0	0	0	0	0	1							
<b>Inning Stats</b>	R: 2 E: 0 K: 0 S: 12	H: 3 LOB: 2 BB: 1 P: 24	R: 0 E: 0 K: 2 S: 9	H: 0 LOB: 0 BB: 0 P: 15	R: 0 E: 0 K: 1 S: 7	H: 0 LOB: 0 BB: 0 P: 9	R: 0 E: 0 K: 1 S: 12	H: 1 LOB: 1 BB: 0 P: 20	R: 0 E: 0 K: 0 S: 8	H: 0 LOB: 0 BB: 0 P: 12	R: 0 E: 0 K: 0 S: 6	H: 0 LOB: 0 BB: 0 P: 6	R: 2 E: 0 K: 0 S: 7	H: 2 LOB: 1 BB: 1 P: 21	R: 0 E: 0 K: 0 S: 7	H: 0 LOB: 0 BB: 0 P: 8	R: 0 E: 0 K: 0 S: 8	H: 0 LOB: 0 BB: 0 P: 12	R: 0 E: 0 K: 0 S: 6	H: 1 LOB: 1 BB: 0 P: 9	R: 1 E: 0 K: 1 S: 21	H: 3 LOB: 2 BB: 0 P: 30	1B: 8 2B: 4 3B: 0 HR: 0	SF: 0 SAC: 0 DP: 0 HBP: 0	WP: 0 PB: 0 SB: 1 CS: 0	PA: 50
<b>PITCHER</b>	IP	WLS	BF	H	R	ER	SO	BB	IBB	HBP	BLK	WP	HR	S	P	ERA	WHIP									
<b>Jason Davis, R</b> ERA: 5.63 (1, 1)	7.0		28	6	2	2	4	1	0	0	0	0	0	68	108	2.57	1.000									
<b>59 Matt Miller, R</b> ERA: 3.38 (8, 1)	0.2	H	4	1	2	2	0	1	0	0	0	0	0	7	13	27.00	3.000									
<b>David Riske, R</b> ERA: 8.2 (8, 1)	0.1	B	2	1	0	0	1	0	0	0	0	0	0	4	8	0.00	3.000									
<b>63 Rafael Betancourt, R</b> ERA: 4.15 (9, 1)	2.0		6	0	0	0	0	0	0	0	0	0	0	15	20	0.00	0.000									
<b>Jose Jimenez, R</b> ERA: 8.62 (11, 1)	1.2	L	8	3	1	1	1	0	0	0	0	0	0	20	30	5.40	1.800									
<b>PITCHER</b>	IP	WLS	BF	H	R	ER	SO	BB	IBB	HBP	BLK	WP	HR	S	P	ERA	WHIP									
<b>Scott Stewart, L</b> ERA: 7.24 (12, 1)	0.0		1	1	0	0	0	0	0	0	0	0	0	4	5	∞	∞									
<b>Rick White, R</b> ERA: 3.6 (12, 1)	0.1		1	0	0	0	0	0	0	0	0	0	0	3	4	0.00	0.000									

**Seattle Mariners @ Cleveland Indians**  
**Jacobs Field, Cleveland, OH**  
 Tue May 25 2004, 7:05 PM EDT  
 Att. 15,349 - Cloudy - 67 F

AB	48
R	5
H	12
RBI	5
BB	2
SO	6
LOB	19



Batter	1	2	3	4	5	6	7	8	9	10	11	12	AB R H RBI BB SO LOB
Ronnie Belliard, R OBP: 0.421, SLG: 0.428	1-2 BB 41 1B	1-1 CS	0-0 F8		0-0 L8		1-1 G5-4-3			2-2 F9			5 1 1 0 0 0 1
Omar Vizquel, S OBP: 0.370, SLG: 0.389	4-1 BB 41 1B		4-1 BB			2-2 2B 41 SF8 1B		3-2 G6-3		2-2 P2			3 1 1 0 2 0 0
Jody Gerut, L OBP: 0.378, SLG: 0.456	0-0 L3		2-0 F9			0-1 41 SF8 48 SF8 2B		3-2 41 BB HBP			0-3 K		4 1 1 0 0 1 3
41 Victor Martinez, S OBP: 0.362, SLG: 0.521	3-2 1B		0-0 F9			2-1 SF8		4-2 48 G4-3 BB			3-2 F8		3 0 1 2 1 0 1
48 Travis Hafner, L OBP: 0.360, SLG: 0.504	1-2 F7			3-2 L4		3-2 SF8		0-1 G4-3			3-1 F9		4 0 0 1 0 0 4
Casey Blake, R OBP: 0.327, SLG: 0.372	3-2 F8			2-0 F8		2-1 HR		2-2 G4-3				0-0 P4	5 1 1 1 0 0 2
Ben Broussard, L OBP: 0.364, SLG: 0.348		1-1 F8		3-2 F7		2-2 G3-1		3-2 G5-3				1-3 K	4 0 0 0 0 0 0
Lou Merloni, R OBP: 0.346, SLG: 0.356													1 0 0 0 0 1 0
Alex Escobar, R OBP: 0.333, SLG: 0.333		1-1 F9				2-2 K		0-0 F9		3-3 K		1-2 F9	5 0 0 0 0 2 0
Coco Crisp, S OBP: 0.275, SLG: 0.314		2-1 CS 1B			2-2 G4-3		1-0 G5-4-3 1B				0-3 K		4 0 2 0 0 1 0


Inning Stats	R: 1	H: 2	E: 0	K: 0	S: 16	R: 0	H: 1	E: 0	K: 0	S: 8	R: 0	H: 0	E: 0	K: 0	S: 4	R: 0	H: 0	E: 0	K: 1	S: 7	R: 3	H: 3	E: 0	K: 0	S: 17	R: 0	H: 1	E: 0	K: 0	S: 4	R: 0	H: 0	E: 0	K: 0	S: 13	R: 0	H: 0	E: 0	K: 1	S: 9	R: 0	H: 0	E: 0	K: 1	S: 10	R: 0	H: 0	E: 0	K: 1	S: 10	R: 0	H: 0	E: 0	K: 1	S: 11	1B: 5	2B: 1	3B: 0	HR: 1	SF: 2	SAC: 0	DP: 2	HBP: 1	WP: 0	PB: 0	SB: 0	CS: 1	PA: 45
--------------	------	------	------	------	-------	------	------	------	------	------	------	------	------	------	------	------	------	------	------	------	------	------	------	------	-------	------	------	------	------	------	------	------	------	------	-------	------	------	------	------	------	------	------	------	------	-------	------	------	------	------	-------	------	------	------	------	-------	-------	-------	-------	-------	-------	--------	-------	--------	-------	-------	-------	-------	--------

PITCHER	IP	WLS	BF	H	R	ER	SO	BB	IBB	HBP	BLK	WP	HR	S	P	ERA	WHIP
Ryan Franklin, R ERA: 4.75	(1, 1)	6.0	25	6	4	4	1	2	0	0	0	0	1	61	106	6.00	1.333
Ron Villone, L ERA: 3.45	(7, 1)	2.0	7	1	0	0	0	1	0	1	0	0	0	17	29	0.00	1.000
Shigetoshi Hasegawa, R ERA: 5.64	(9, 1)	2.0	6	0	0	0	2	0	0	0	0	0	0	19	31	0.00	0.000
Mike Myers, L ERA: 4.38	(11, 1)	1.0	W	3	0	0	0	1	0	0	0	0	0	10	16	0.00	0.000
Eddie Guardado, L ERA: 1.29	(12, 1)	1.0	S	3	0	0	1	0	0	0	0	0	0	11	13	0.00	0.000

**Seattle Mariners @ Cleveland Indians**  
**Jacobs Field, Cleveland, OH**  
 Tue May 25 2004, 7:05 PM EDT  
 Att. 15,349 - Cloudy - 67 F

livebaseballscorecards.com

AB	38
R	4
H	7
RBI	4
BB	3
SO	5
LOB	11



Batter	1	2	3	4	5	6	7	8	9	AB R H RBI BB SO LOB	TOP											
51 Ichiro Suzuki, L (1, 9) X OBP: 0.378, SLG: 0.411	0-0 1B		2-1 G6-3 1-3 2B		1-0 16 S 1B		1-0 HR	1-1 FC4-6 1-2f 2-3		5 1 4 2 0 0 2	<b>Seattle Mariners @ Cleveland Indians</b> Jacobs Field, Cleveland, OH Wed May 26 2004, 7:05 PM EDT Att. 16,007 - Cloudy - 70 F											
16 Willie Bloomquist, R (1, 5) L S OBP: 0.304, SLG: 0.341	0-3 K		1-3 K		1-2 G4-3 1-2		0-1 WP 2B 1B	2-3 K		5 1 1 0 0 3 6												
Edgar Martinez, R (1, 10) C B X OBP: 0.337, SLG: 0.392	1-1 F9		2-1 G6-3 2-3 3-H		0-0 F8		2-3 SAFE K 1-2		0-0 HR	5 1 1 2 0 1 4												
Raul Ibanez, L (1, 7) X OBP: 0.344, SLG: 0.497	0-0 G5-3		2-2 G2-3			2-2 HR	4-1 2B BB		0-3 K	4 2 1 1 1 1 2												
Jolbert Cabrera, R (1, 4) X OBP: 0.310, SLG: 0.354		0-0 L8		1-2 F7		1-2 G5-3	0-1 2B		2-2 F9	5 0 1 2 0 0 0												
John Olerud, L (1, 3) C B B X OBP: 0.368, SLG: 0.360		2-2 1B		2-2 G4-3		1-1 FC6-4 1B	0-3 K		3-3 K	5 0 2 0 0 2 1												
Dan Wilson, R (1, 2) C C C OBP: 0.339, SLG: 0.403		0-3 K		0-0 F9		0-2 L7			2-2 51 FC4-6 BB 1B	4 0 1 0 0 1 2												
Rich Aurilia, R (1, 6) C B B B OBP: 0.285, SLG: 0.278		1-3 K			0-1 F8	1-2 FC6-4 1-2f		2-0 F9		4 0 0 0 0 1 3												
Randy Winn, S (1, 8) C C B B B F F F F X OBP: 0.296, SLG: 0.303			3-2 51 2B G6-3 1B		3-2 51 1B 3B		0-0 F9	4-2 51 FC4-6 BB		3 2 2 0 1 0 0												
<b>Inning Stats</b>	R: 0 E: 0 K: 1 S: 7	H: 1 LOB: 1 BB: 0 P: 8	R: 0 E: 0 K: 2 S: 11	H: 1 LOB: 1 BB: 0 P: 14	R: 1 E: 0 K: 1 S: 14	H: 2 LOB: 1 BB: 0 P: 24	R: 0 E: 0 K: 0 S: 8	H: 0 LOB: 0 BB: 0 P: 11	R: 1 E: 0 K: 0 S: 12	H: 2 LOB: 1 BB: 0 P: 17	R: 1 E: 0 K: 2 S: 15	H: 2 LOB: 1 BB: 0 P: 20	R: 3 E: 0 K: 2 S: 16	H: 3 LOB: 1 BB: 1 P: 23	R: 0 E: 0 K: 1 S: 16	H: 1 LOB: 2 BB: 1 P: 27	R: 1 E: 0 K: 2 S: 11	H: 1 LOB: 0 BB: 0 P: 16	1B: 7 2B: 2 3B: 1 HR: 3	SF: 0 SAC: 0 DP: 0 HBP: 0	WP: 1 PB: 0 SB: 1 CS: 0	PA: 42
<b>PITCHER</b>	IP WLS BF H R ER SO BB IBB HBP BLK WP HR S P ERA WHIP												<b>PITCHER</b>	IP WLS BF H R ER SO BB IBB HBP BLK WP HR S P ERA WHIP								
CC Sabathia, L (1, 1) ERA: 2.89	6.2 L 32 11 6 6 5 1 0 0 0 1 2 79 113 8.10 1.800																					
Rick White, R (7, 1) ERA: 3.52	0.1 1 0 0 0 1 0 0 0 0 0 0 4 4 0.00 0.000																					
Chad Durbin, R (8, 1) ERA: 10.7	1.0 5 1 0 0 1 1 0 0 0 0 0 16 27 0.00 2.000																					
Cliff Bartosh, L (9, 1) ERA: 13.5	1.0 4 1 1 1 2 0 0 0 0 0 0 1 11 9.00 1.000																					

<b>AB</b>	<b>40</b>
<b>R</b>	<b>7</b>
<b>H</b>	<b>13</b>
<b>RBI</b>	<b>7</b>
<b>BB</b>	<b>2</b>
<b>SO</b>	<b>9</b>
<b>LOB</b>	<b>20</b>



<b>livebaseballscorecards.com</b>
-----------------------------------



Batter	1	2	3	4	5	6	7	8	9	AB R H RBI BB SO LOB	BOTTOM											
Ronnie Belliard, R OBP: 0.415, SLG: 0.421 (1, 4)	F8			F7	K			1B	K	5 0 1 0 0 2 3	<b>Seattle Mariners @ Cleveland Indians</b> Jacobs Field, Cleveland, OH Wed May 26 2004, 7:05 PM EDT Att: 16,007 - Cloudy - 70 F											
Omar Vizquel, S OBP: 0.367, SLG: 0.386 (1, 6)	P4			1B		G3-1		K		4 0 1 0 0 1 1												
Jody Gerut, L OBP: 0.380, SLG: 0.453 (1, 9)	G6-3			41 FC3-6		41 G4-6-3		K		3 0 1 0 0 1 1												
41 Victor Martinez, S OBP: 0.359, SLG: 0.535 (1, 2)			F9	FC3-6		G4-6-3			HR	4 1 1 1 0 0 3												
48 Travis Hafner, L OBP: 0.364, SLG: 0.521 (1, 10)			G4-3				G1-3		HR	3 1 1 1 0 0 0												
Casey Blake, R OBP: 0.331, SLG: 0.393 (1, 5)			K	F8			HR		1B	3 1 1 1 1 1 3												
Lou Merloni, R OBP: 0.341, SLG: 0.351 (1, 3)			P4				F7		1B	4 0 1 0 0 1 0												
Alex Escobar, R OBP: 0.326, SLG: 0.325 (1, 7)			K				P6		K	3 0 0 0 0 2 0												
Matt Lawton, L OBP: 0.389, SLG: 0.497 (9, PH)									K	1 0 0 0 0 1 2												
Coco Crisp, S OBP: 0.274, SLG: 0.311 (1, 8)			B3					F8	K	4 0 1 0 0 1 2												
<b>Inning Stats</b>	R: 0 E: 0 K: 0 S: 9	H: 0 LOB: 0 BB: 0 P: 14	R: 0 E: 0 K: 1 S: 7	H: 0 LOB: 0 BB: 0 P: 12	R: 0 E: 0 K: 1 S: 6	H: 0 LOB: 0 BB: 0 P: 9	R: 0 E: 0 K: 0 S: 14	H: 2 LOB: 3 BB: 0 P: 25	R: 0 E: 0 K: 3 S: 13	H: 1 LOB: 1 BB: 0 P: 21	R: 0 E: 0 K: 0 S: 5	H: 0 LOB: 0 BB: 0 P: 9	R: 1 E: 0 K: 0 S: 10	H: 1 LOB: 0 BB: 0 P: 16	R: 0 E: 0 K: 2 S: 9	H: 1 LOB: 1 BB: 0 P: 14	R: 2 E: 0 K: 3 S: 17	H: 3 LOB: 2 BB: 1 P: 28	1B: 5 2B: 0 3B: 0 HR: 3	SF: 0 SAC: 0 DP: 1 HBP: 2	WP: 0 PB: 0 SB: 1 CS: 0	PA: 37
<b>PITCHER</b>	IP WLS BF H R ER SO BB IBB HBP BLK WP HR S P ERA WHIP																					
Jamie Moyer, L ERA: 4.26 (1, 1)	7.0 W 26 4 1 1 5 0 0 0 0 0 1 64 106 1.29 0.571																					
20 J.J. Putz, R ERA: 3.14 (8, 1)	1.0 8 4 2 2 1 0 0 0 0 0 2 15 28 18.00 5.000																					
Eddie Guardado, L ERA: 1.23 (9, 1)	1.0 S 3 0 0 0 3 0 0 0 0 0 0 11 14 0.00 0.000																					

livebaseballscorecards.com

AB	34
R	3
H	8
RBI	3
BB	1
SO	10
LOB	15



Batter	1	2	3	4	5	6	7	8	9	AB R H RBI BB SO LOB	TOP		
51 Ichiro Suzuki, L (1, 9) OBP: 0.374, SLG: 0.406	0-3 K2-3		0-1 1B 1B	1-2 G4-3		2-0 G6-3			2-1 G6-3	5 0 1 1 0 1 2			
Scott Spiezio, S (1, 5) OBP: 0.310, SLG: 0.437	1-0 F8		0-0 F8	0-0 G3		2-2 F8			0-0 G6-3	5 0 0 0 0 0 4			
Edgar Martinez, R (1, 10) OBP: 0.344, SLG: 0.415	1-3 K		0-0 1B		1-1 G4-3 1B G1-3 1B				1-0 G6-3	5 2 3 2 0 1 0			
Raul Ibanez, L (1, 7) OBP: 0.337, SLG: 0.485		2-2 G6-3	1-2 G3-1		0-0 G1-3			0-2 G3-1		4 0 0 0 0 0 3			
Bret Boone, R (1, 4) OBP: 0.289, SLG: 0.394		2-2 P2		2-2 1B 1B	0-2 G4-3			0-2 G1-3		4 1 1 0 0 0 1			
John Olerud, L (1, 3) OBP: 0.377, SLG: 0.362		4-0 FC5-4 BB		2-1 G5-3 51 G4-3 1B	4-2 1B BB			2-1 G4-3		2 1 1 0 2 0 0			
Jolbert Cabrera, R (1, 6) OBP: 0.318, SLG: 0.360		1-0 FC5-4		2-0 51 G4-3 G5-3 1B	1-0 1B			3-2 P3		4 0 2 2 0 0 1			
Dan Wilson, R (1, 2) OBP: 0.328, SLG: 0.390			3-2 F8	2-2 G5-3	2-0 F9			1-3 K		4 0 0 0 0 1 4			
Randy Winn, S (1, 8) OBP: 0.301, SLG: 0.299			4-2 F8 51 1B BB	4-2 51 G4-3 BB		0-0 B2-3		0-3 K		2 1 0 0 2 1 0			
<b>Inning Stats</b>	R: 0 E: 0 K: 2 S: 7 H: 0 LOB: 0 BB: 0 P: 9	R: 0 E: 0 K: 0 S: 9 H: 0 LOB: 1 BB: 1 P: 18	R: 1 E: 0 K: 0 S: 18 H: 2 LOB: 2 BB: 1 P: 26	R: 2 E: 0 K: 0 S: 17 H: 3 LOB: 2 BB: 1 P: 30	R: 1 E: 0 K: 0 S: 11 H: 2 LOB: 2 BB: 1 P: 19	R: 0 E: 0 K: 0 S: 6 H: 0 LOB: 0 BB: 0 P: 10	R: 1 E: 0 K: 0 S: 9 H: 1 LOB: 0 BB: 0 P: 11	R: 0 E: 0 K: 2 S: 10 H: 0 LOB: 0 BB: 0 P: 14	R: 0 E: 0 K: 0 S: 4 H: 0 LOB: 0 BB: 0 P: 7	1B: 7 2B: 0 3B: 0 HR: 1 SF: 0 SAC: 0 DP: 0 HBP: 0	WP: 0 PB: 0 SB: 0 CS: 0 PA: 39		
<b>PITCHER</b>	IP WLS BF H R ER SO BB IBB HBP BLK WP HR S P ERA WHIP											<b>PITCHER</b>	IP WLS BF H R ER SO BB IBB HBP BLK WP HR S P ERA WHIP
37 Jake Westbrook, R (1, 1) ERA: 3.42	5.0 W 26 7 4 4 2 4 0 0 0 0 0 0 62 102 7.20 2.200												
Rick White, R (6, 1) ERA: 3.71	1.2 6 1 1 1 0 0 0 0 0 0 0 1 13 17 5.40 0.600												
Cliff Bartosh, L (7, 1) ERA: 12.27	0.1 H 1 0 0 0 0 0 0 0 0 0 0 0 2 4 0.00 0.000												
63 Rafael Betancourt, R (8, 1) ERA: 3.97	1.0 H 3 0 0 0 2 0 0 0 0 0 0 0 10 14 0.00 0.000												
Jose Jimenez, R (9, 1) ERA: 8.1	1.0 3 0 0 0 0 0 0 0 0 0 0 0 4 7 0.00 0.000												

Seattle Mariners @ Cleveland Indians  
 Jacobs Field, Cleveland, OH  
 Thu May 27 2004, 7:05 PM EDT  
 Att. 17,272 - Unknown - 79 F

livebaseballscorecards.com

AB 35  
 R 5  
 H 8  
 RBI 5  
 BB 4  
 SO 4  
 LOB 15



Batter	1	2	3	4	5	6	7	8	9
<b>Matt Lawton, L</b> OBP: 0.385, SLG: 0.494 (1, 7)	G4-3 F8		CS 1-2	SH5-3 1B 2B	K			G3-1	
<b>Omar Vizquel, S</b> OBP: 0.370, SLG: 0.391 (1, 6)	E 41 2B BB	F9		SH5-3 2-3		G4-3		WP 2B	
<b>Jody Gerut, L</b> OBP: 0.385, SLG: 0.463 (1, 8)	E9 41 2B 1-3			41 BB 1B		G4-3		P4 2-H	
<b>41 Victor Martinez, S</b> OBP: 0.363, SLG: 0.537 (1, 2)	48 2B 1-3	P5		1-2 BB		G3			
<b>48 Travis Hafner, L</b> OBP: 0.367, SLG: 0.524 (1, 10)	G6-3 1B 2B 2-H 3-H		2B SF7 HBP	L9			F7		
<b>Ronnie Belliard, R</b> OBP: 0.422, SLG: 0.434 (1, 4)	G6-3 2-3		E 1B 2B	1-2 2-H 1B			G4-3 1B		
<b>Ben Broussard, L</b> OBP: 0.360, SLG: 0.342 (1, 3)	1B 1B BB		SF7 2-3 3-H	F9			G4-3 1-2		
<b>Casey Blake, R</b> OBP: 0.335, SLG: 0.396 (1, 5)	1-2 3-H 1B		CS 1B			F8		G5-3	
<b>Alex Escobar, R</b> OBP: 0.331, SLG: 0.325 (1, 9)	1-2 2-3 1B		CS BB			F9		G5-3	

Inning Stats	R: 4 E: 1 K: 0 S: 16	H: 5 LOB: 3 BB: 2 P: 29	R: 0 E: 0 K: 0 S: 6	H: 1 LOB: 0 BB: 0 P: 10	R: 2 E: 1 K: 0 S: 11	H: 2 LOB: 0 BB: 1 P: 24	R: 2 E: 0 K: 0 S: 14	H: 3 LOB: 2 BB: 1 P: 20	R: 0 E: 0 K: 1 S: 7	H: 0 LOB: 0 BB: 0 P: 8	R: 0 E: 0 K: 0 S: 5	H: 0 LOB: 0 BB: 0 P: 8	R: 0 E: 0 K: 0 S: 11	H: 1 LOB: 1 BB: 0 P: 16	R: 1 E: 0 K: 0 S: 10	H: 1 LOB: 0 BB: 0 P: 14
1B: 7 2B: 6 3B: 0 HR: 0	SF: 1 SAC: 1 DP: 0 HBP: 1	WP: 2 PB: 0 SB: 0 CS: 2	PA: 40													

PITCHER	IP	WLS	BF	H	R	ER	SO	BB	IBB	HBP	BLK	WP	HR	S	P	ERA	WHIP
<b>Gil Meche, R</b> ERA: 6.97 (1, 1)	3.1	L	21	10	8	8	0	3	0	1	0	0	0	38	69	21.60	3.900
<b>40 Julio Mateo, R</b> ERA: 5.01 (4, 1)	3.2		14	2	0	0	1	1	0	0	0	0	0	32	46	0.00	0.818
<b>Ron Villone, L</b> ERA: 3.62 (8, 1)	1.0		4	1	1	1	0	0	0	0	0	1	0	10	14	9.00	1.000

**BOTTOM**

**Seattle Mariners @ Cleveland Indians**  
**Jacobs Field, Cleveland, OH**  
 Thu May 27 2004, 7:05 PM EDT  
 Att: 17,272 - Unknown - 79 F

[livebaseballscorecards.com](http://livebaseballscorecards.com)

<b>AB</b>	<b>32</b>
<b>R</b>	<b>9</b>
<b>H</b>	<b>13</b>
<b>RBI</b>	<b>8</b>
<b>BB</b>	<b>4</b>
<b>SO</b>	<b>1</b>
<b>LOB</b>	<b>10</b>



Batter	1	2	3	4	5	6	7	8	9	AB R H RBI BB SO LOB	TOP									
Eric Byrnes, R OBP: 0.386, SLG: 0.479 (1, 8) (9, 7)	1-2 G6-3	3-3 K			4-0 23 1B BB		1-2 23 G3-1 1B		2-1 G1-3	4 0 1 0 1 1 2										
23 Bobby Kielty, S OBP: 0.328, SLG: 0.438 21 Mark Kotsay, L OBP: 0.306, SLG: 0.295 (1, 7) (9, PH) (9, 8)	0-1 3 FC1-6 1B		0-0 F8		1-2 1B		2-2 G3-1		2-1 3 1B FC6-4 1B	4 0 2 0 0 0 2 1 0 1 0 0 0 0										
3 Eric Chavez, L OBP: 0.365, SLG: 0.483 (1, 5)	1-2 FC1-6 1-2f		1-3 K		2-3 K		4-0 1B		0-0 FC6-4 1B	4 0 1 0 1 2 3										
Jermaine Dye, R OBP: 0.343, SLG: 0.500 (1, 9)	4-2 1-2 BB		4-1 BB		1-2 K		0-3 K		2-2 FC6-4 1-2f 2-3	3 0 0 0 2 2 7										
Scott Hatteberg, L OBP: 0.393, SLG: 0.472 (1, 3)	1-3 K		1-2 P2		2-0 P5		4-2 7 2B BB		1-2 P3	4 0 0 0 1 1 5										
Erubiel Durazo, L OBP: 0.373, SLG: 0.507 (1, 10)		1-2 G5-4-3 1B		3-1 P2		0-3 K		2-0 F8		4 0 1 0 0 1 1										
Damian Miller, R OBP: 0.336, SLG: 0.382 Billy McMillon, L OBP: 0.273, SLG: 0.381 17 Adam Melhuse, S OBP: 0.339, SLG: 0.472 (1, 2) (8, PH) (8, 2)		0-1 G5-4-3 1-2f		2-3 K		0-3 K		0-0 F9		3 0 0 0 0 2 1 1 0 0 0 0 0 1 0 0 0 0 0 0 0										
7 Bobby Crosby, R OBP: 0.284, SLG: 0.426 (1, 6)		4-1 2B BB		1-2 F7			4-2 23 G3-1 SH1-4 BB		1-0 1-3 2B	2 0 1 0 2 0 0										
Marco Scutaro, R OBP: 0.325, SLG: 0.392 (1, 4)		2-1 1-3 2B		1-2 F7			0-0 SH1-4		1-0 P3	3 0 1 0 0 0 2										
<b>Inning Stats</b>	R: 0 E: 0 K: 1 S: 13	H: 1 LOB: 2 BB: 1 P: 20	R: 0 E: 0 K: 1 S: 11	H: 2 LOB: 2 BB: 1 P: 21	R: 0 E: 0 K: 1 S: 9	H: 0 LOB: 1 BB: 1 P: 15	R: 0 E: 0 K: 1 S: 9	H: 0 LOB: 0 BB: 0 P: 15	R: 0 E: 0 K: 2 S: 7	H: 1 LOB: 2 BB: 1 P: 22	R: 0 E: 0 K: 1 S: 12	H: 1 LOB: 3 BB: 2 P: 23	R: 0 E: 0 K: 1 S: 6	H: 1 LOB: 2 BB: 1 P: 14	R: 0 E: 0 K: 0 S: 12	H: 2 LOB: 2 BB: 0 P: 19	1B: 6 2B: 2 3B: 0 HR: 0	SF: 0 SAC: 1 DP: 1 HBP: 0	WP: 0 PB: 0 SB: 1 CS: 0	PA: 41
<b>PITCHER</b>	IP WLS BF H R ER SO BB IBB HBP BLK WP HR S P ERA WHIP																			
31 Cliff Lee, L ERA: 2.87 63 Rafael Betancourt, R ERA: 3.75 59 Matt Miller, R ERA: 3.18 Jose Jimenez, R ERA: 7.64	(1, 1) (7, 1) (8, 1) (9, 1)	6.1 1.1 0.1 1.0	WLS 27 8 1 5	BF 4 2 1 5	H 4 2 0 2	R 0 0 0 0	ER 0 0 0 0	SO 8 1 0 0	BB 5 1 0 0	IBB 0 1 0 0	HBP 0 0 0 0	BLK 0 0 0 0	WP 0 0 0 0	HR 0 0 1 0	S 65 14 2 12	P 109 28 2 19	ERA 0.00 0.00 0.00 0.00	WHIP 1.421 2.250 0.000 2.000		

Oakland Athletics @ Cleveland Indians  
 Jacobs Field, Cleveland, OH  
 Fri May 28 2004, 7:05 PM EDT  
 Att. 19,257 - Sunny - 57 F

livebaseballscorecards.com

AB	33
R	0
H	8
RBI	0
BB	7
SO	9
LOB	24



Batter	1	2	3	4	5	6	7	8	9	AB	R	H	RBI	BB	SO	LOB
Ronnie Belliard, R OBP: 0.419, SLG: 0.427 (1, 4)	K2-3		G6-4-3			FC6-4		G4-3		3	0	0	0	1	1	2
Omar Vizquel, S OBP: 0.362, SLG: 0.382 (1, 6)	G1-3			G4-3		K		G4-3		4	0	0	0	0	1	3
Matt Lawton, L OBP: 0.392, SLG: 0.497 (1, 7)	41 S 1B			K			41 BLK 1B			3	0	2	0	1	1	0
41 Victor Martinez, S OBP: 0.354, SLG: 0.523 (1, 2)	F7			P5				K		4	0	0	0	0	2	5
Casey Blake, R OBP: 0.345, SLG: 0.418 (1, 5)			K			CS BB			HR	2	1	1	1	2	1	0
Jody Gerut, L OBP: 0.380, SLG: 0.456 (1, 8)			G3			F9				3	0	0	0	0	1	3
Lou Merloni, R OBP: 0.330, SLG: 0.338 (1, 3)			F8			G5-3				3	0	0	0	0	0	3
48 Travis Hafner, L OBP: 0.378, SLG: 0.527 Coco Crisp, S OBP: 0.274, SLG: 0.311 (8, PR)			FC5-4 1B					FC6-4 BB		1	0	1	0	1	0	0
Alex Escobar, R OBP: 0.326, SLG: 0.320 (1, 9)			FC5-4 G6-4-3			B5		SH1-4 HBP		0	0	0	0	0	0	0
								SH1-4		2	0	0	0	0	0	2

Inning Stats	R: 0	H: 1	E: 0	LOB: 1	K: 1	S: 8	P: 13	R: 0	H: 0	E: 0	LOB: 0	K: 1	S: 9	R: 0	H: 1	E: 0	LOB: 0	K: 0	S: 8	R: 0	H: 0	E: 0	LOB: 0	K: 1	S: 7	R: 0	H: 0	E: 0	LOB: 0	K: 0	S: 3	R: 0	H: 1	E: 0	LOB: 2	K: 2	S: 11	R: 0	H: 0	E: 0	LOB: 3	K: 1	S: 15	R: 1	H: 1	E: 0	LOB: 0	K: 0	S: 2	1B: 3	2B: 0	3B: 0	HR: 1	SF: 0	SAC: 1	DP: 1	HBP: 1	WP: 1	PB: 0	SB: 1	CS: 1	PA: 32
--------------	------	------	------	--------	------	------	-------	------	------	------	--------	------	------	------	------	------	--------	------	------	------	------	------	--------	------	------	------	------	------	--------	------	------	------	------	------	--------	------	-------	------	------	------	--------	------	-------	------	------	------	--------	------	------	-------	-------	-------	-------	-------	--------	-------	--------	-------	-------	-------	-------	--------

PITCHER	IP	WLS	BF	H	R	ER	SO	BB	IBB	HBP	BLK	WP	HR	S	P	ERA	WHIP
Barry Zito, L ERA: 4.86 (1, 1)	8.0		31	3	0	0	7	4	1	1	1	1	0	69	118	0.00	0.875
Jim Mecir, R ERA: 6.48 (9, 1)	0.0	L	1	1	1	1	0	0	0	0	0	0	1	2	3	∞	∞

**BOTTOM**

**Oakland Athletics @ Cleveland Indians**  
**Jacobs Field, Cleveland, OH**  
 Fri May 28 2004, 7:05 PM EDT  
 Att: 19,257 - Sunny - 57 F

livebaseballscorecards.com

<b>AB</b>	<b>25</b>
<b>R</b>	<b>1</b>
<b>H</b>	<b>4</b>
<b>RBI</b>	<b>1</b>
<b>BB</b>	<b>5</b>
<b>SO</b>	<b>7</b>
<b>LOB</b>	<b>18</b>



Batter	1	2	3	4	5	6	7	8	9	AB R H RBI BB SO LOB	TOP																	
21 Mark Kotsay, L (1, 8) OBP: 0.320, SLG: 0.313	0-1 1B 2B 3	4-2 BB BB 3		2-0 1B L1-3		0-3 K			0-1 2B	4 1 3 0 1 1 0																		
Eric Byrnes, R (1, 7) OBP: 0.387, SLG: 0.472	2-2 1B 2B 3	4-1 BB BB 3		2-2 L1-3		3-3 K			1-0 G5-3	4 1 1 0 1 1 2																		
3 Eric Chavez, L (1, 5) OBP: 0.370, SLG: 0.486	0-1 2B 1B G4-3 1-H 2-H	4-0 BB BB FC5-4			4-1 1B BB	2-3 K			0-3 K	3 1 1 3 2 2 1																		
Jermaine Dye, R (1, 9) OBP: 0.340, SLG: 0.492	1-3 K	1-1 FC5-4			3-2 1B 2B				0-3 K	5 1 1 0 0 2 5																		
Scott Hatteberg, L (1, 3) OBP: 0.389, SLG: 0.466	1-1 G4-3		2-1 F8		2-1 2B 1B				1-2 P5	4 1 1 1 0 0 1																		
Erubiel Durazo, L (1, 10) OBP: 0.370, SLG: 0.506	3-3 K		1-1 F7		2-0 2B 17 FC1-6-5 1-H 2-H				1-2 G4-3	4 0 1 2 0 1 1																		
17 Adam Melhuse, S (1, 2) OBP: 0.333, SLG: 0.446		3-1 G6-3	4-2 BB		0-1 FC1-6-5				1-2 K	3 0 0 0 1 1 1																		
7 Bobby Crosby, R (1, 6) OBP: 0.283, SLG: 0.421		1-3 K	2-3 K2-3		1-3 K				2-1 G5-4-3 1B	4 0 1 0 0 3 2																		
Marco Scutaro, R (1, 4) OBP: 0.323, SLG: 0.384		4-2 BB 21 BB 3 BB BB		2-1 G6-3	1-1 G5-3				0-0 G5-4-3 1-2f	3 1 0 0 1 0 2																		
<b>Inning Stats</b>	R: 2 E: 0 K: 2 S: 16	H: 3 LOB: 1 BB: 0 P: 23	R: 1 E: 0 K: 1 S: 14	H: 0 LOB: 3 BB: 4 P: 35	R: 0 E: 0 K: 1 S: 12	H: 0 LOB: 1 BB: 1 P: 21	R: 0 E: 0 K: 0 S: 6	H: 1 LOB: 0 BB: 0 P: 12	R: 3 E: 0 K: 1 S: 16	H: 3 LOB: 1 BB: 1 P: 29	R: 0 E: 0 K: 3 S: 10	H: 0 LOB: 0 BB: 0 P: 15	R: 0 E: 0 K: 0 S: 12	H: 0 LOB: 0 BB: 0 P: 15	R: 0 E: 0 K: 1 S: 6	H: 1 LOB: 0 BB: 0 P: 9	R: 0 E: 0 K: 2 S: 9	H: 1 LOB: 1 BB: 0 P: 10	1B: 6 2B: 4 3B: 0 HR: 0	SF: 0 SAC: 0 DP: 2 HBP: 0	WP: 0 PB: 0 SB: 0 CS: 0	PA: 40						
<b>PITCHER</b>	IP WLS BF H R ER SO BB IBB HBP BLK WP HR S P ERA WHIP																											
Joe Dawley, R (1, 1) ERA: 6.75	4.0		20	4	3	3	4	5	0	0	0	0	0	0	48	91	6.75	2.250										
Lou Pote, R (5, 1) ERA: 13.5	2.0		10	3	3	3	4	1	0	0	0	0	0	0	26	44	13.50	2.000										
David Riske, R (7, 1) ERA: 7.4	2.0	W	6	1	0	0	1	0	0	0	0	0	0	0	18	24	0.00	0.500										
Jose Jimenez, R (9, 1) ERA: 7.23	1.0	S	4	1	0	0	2	0	0	0	0	0	0	0	9	10	0.00	1.000										

Oakland Athletics @ Cleveland Indians  
 Jacobs Field, Cleveland, OH  
 Sat May 29 2004, 7:05 PM EDT  
 Att. 26,441 - Unknown - 60 F

livebaseballscorecards.com

AB	34
R	6
H	9
RBI	6
BB	6
SO	11
LOB	15



Batter	1	2	3	4	5	6	7	8	9	AB	R	H	RBI	BB	SO	LOB	BOTTOM
<b>Matt Lawton, L</b> (1, 7) OBP: 0.387, SLG: 0.486	4-1 PB BB G4-3 BB		1-3 K		1-1 F8	1-0 G3-1		1-2 FC6 1B		4	2	0	1	1	1	3	<b>Oakland Athletics @ Cleveland Indians</b> Jacobs Field, Cleveland, OH Sat May 29 2004, 7:05 PM EDT Att: 26,441 - Unknown - 60 F
<b>Omar Vizquel, S</b> (1, 6) OBP: 0.373, SLG: 0.386	4-1 G4-3 48 SF9 PB 1-2 BB		1-0 F8		0-2 E8 1B		4-2 L3 BB	3-H 1-0 48 1B 2-3 1B		3	2	2	0	2	0	0	
<b>Jody Gerut, L</b> (1, 8) OBP: 0.380, SLG: 0.451	2-2 G4-3 1-3 2-H		4-2 BB		3-2 P5		1-1 L3	0-1 48 1B 1-2 1B 3-H		4	0	1	2	1	0	3	
<b>Casey Blake, R</b> (1, 5) OBP: 0.353, SLG: 0.412	4-1 FC6-4 BB		2-3 K		4-2 48 2B BB		4-1 BB 48 1B BB	2-3 K		2	1	0	0	3	2	3	
<b>48 Travis Hafner, L</b> (1, 10) OBP: 0.390, SLG: 0.544	2-2 SF9 3-H			4-0 G4-6-3 BB	0-0 G1-3 41 1B 1-H 2B		0-0 BB 1-2 1B	1-2 1-3 2-H 1B		3	1	3	3	1	0	0	
<b>Ronnie Belliard, R</b> (1, 4) OBP: 0.413, SLG: 0.418	1-0 FC6-4 1-2f		2-1 G4-6-3	2-1 G4-6-3 1-2f	1-0 G1-3		4-0 BB 1-2 2-3 BB	1-2 P4		4	0	0	0	1	0	5	
<b>Ben Broussard, L</b> (1, 3) OBP: 0.350, SLG: 0.331		3-2 K		0-0 G3-1	0-2 P5		2-3 K			4	0	0	0	0	2	4	
<b>Tim Laker, R</b> (1, 2) OBP: 0.262, SLG: 0.342		1-2 G4-3			0-3 K	2-1 WP BB 1B		2-2 F9		2	0	0	0	0	1	0	
<b>41 Victor Martinez, S</b> (6, PH) OBP: 0.356, SLG: 0.523										2	0	1	1	0	0	0	
<b>Alex Escobar, R</b> (1, 9) OBP: 0.331, SLG: 0.336		1-0 G4-3			2-2 E2 1B E	4-2 WP 1-2 BB		0-0 FC6 3B		3	2	1	0	1	0	0	
<b>Inning Stats</b>	R: 2 H: 0 E: 0 K: 0 S: 12 LOB: 1 BB: 3 P: 29	R: 0 H: 0 E: 0 K: 1 S: 9 LOB: 0 BB: 1 P: 14	R: 0 H: 0 E: 0 K: 2 S: 10 LOB: 1 BB: 1 P: 18	R: 0 H: 0 E: 0 K: 0 S: 3 LOB: 0 BB: 1 P: 9	R: 1 H: 1 E: 2 K: 1 S: 14 LOB: 1 BB: 0 P: 20	R: 2 H: 2 E: 0 K: 0 S: 13 LOB: 2 BB: 2 P: 25	R: 0 H: 1 E: 0 K: 1 S: 9 LOB: 3 BB: 3 P: 24	R: 3 H: 4 E: 1 K: 1 S: 26 LOB: 2 BB: 0 P: 34		1B: 6 2B: 2 3B: 1 HR: 0	SF: 1 SAC: 0 DP: 2 HBP: 0	WP: 1 PB: 1 SB: 0 CS: 0	PA: 42	ERA	WHIP		
<b>PITCHER</b>	IP WLS BF H R ER SO BB IBB HBP BLK WP HR S P ERA WHIP																
<b>40 Rich Harden, R</b> (1, 1) ERA: 3.98	5.0 23 2 5 3 4 6 0 0 0 0 0 52 98 5.40 1.600																
<b>Chad Bradford, R</b> (6, 1) ERA: 3.54	0.2 4 1 0 0 0 1 0 0 0 0 0 8 15 0.00 3.000																
<b>Ricardo Rincon, L</b> (6, 1) ERA: 6.14	1.0 5 1 0 0 0 2 0 0 0 1 0 7 17 0.00 3.000																
<b>58 Justin Duchschere, R</b> (7, 1) ERA: 1.37	0.2 4 1 1 1 1 1 0 0 0 0 0 8 16 13.50 3.000																
<b>Arthur Rhodes, L</b> (8, 1) ERA: 4.12	0.2 6 3 2 2 1 0 0 0 0 0 0 21 27 27.00 4.500																

livebaseballscores.com

AB	31
R	8
H	8
RBI	7
BB	10
SO	6
LOB	18



Batter	1	2	3	4	5	6	7	8	9	AB R H RBI BB SO LOB	TOP																									
21 Mark Kotsay, L (1, 8) OBP: 0.333, SLG: 0.329	1-1 CS 1B		0-0 G5-3 2B		4-1 G6-4-3 BB		1-2 G3-1 2-3		2-0 G4-6-3 1B	4 0 3 1 1 0 1																										
Eric Byrnes, R (1, 7) OBP: 0.377, SLG: 0.459 Billy McMillon, L (9, PH) OBP: 0.267, SLG: 0.372 23 Bobby Kielty, S (9, 7) OBP: 0.328, SLG: 0.438	1-3 K		1-2 G5-3 2-3		1-0 G6-4-3 1-2f		1-3 K		3-H 2-1 G4-6-3 1-2f	4 0 0 0 0 2 4 1 0 0 0 0 0 1 0 0 0 0 0 0 0																										
3 Eric Chavez, L (1, 5) OBP: 0.371, SLG: 0.481	1-2 P2		1-3 K		4-1 BB			3-2 G6-4-3 1B	2-1 G6-3	4 0 1 0 1 1 2																										
Jermaine Dye, R (1, 9) OBP: 0.333, SLG: 0.481	1-1 CS 1-2	0-1 F7	2-2 G5-3		2-3 K			0-1 G6-4-3 1-2f		4 0 0 0 0 1 3																										
Scott Hatteberg, L (1, 3) OBP: 0.386, SLG: 0.460		3-2 F8		1-1 F8		0-1 F8		2-2 WP 1B		4 0 1 0 0 0 0																										
Erubiel Durazo, L (1, 10) OBP: 0.379, SLG: 0.506		1-0 7 E 1B 1B		0-0 E5 HBP		4-1 17 CS BB		4-0 1-2 IBB		2 1 1 0 2 0 0																										
Damian Miller, R (1, 2) OBP: 0.346, SLG: 0.387 17 Adam Melhuse, S (4, 2) OBP: 0.323, SLG: 0.431		0-0 7 E 1-2 1B		3-2 1-2 HBP		3-3 K 1-2		3-2 P5		1 0 1 0 0 0 0 2 0 0 0 0 1 3																										
7 Bobby Crosby, R (1, 6) OBP: 0.294, SLG: 0.426		2-2 E2 1-3 2-H 1B		2-3 K		1-2 21 G3-1 SH1 1B			4-1 1B E BB	3 1 2 1 1 1 2																										
Marco Scutaro, R (1, 4) OBP: 0.323, SLG: 0.383		1-2 G5-3		0-0 G4-3		2-0 SH1 1-2			1-2 E6 21 1B 1B	3 1 1 0 0 0 4																										
<b>Inning Stats</b>	R: 0 E: 0 K: 1 S: 11	H: 1 LOB: 0 BB: 0 P: 15	R: 1 E: 1 K: 0 S: 13	H: 3 LOB: 2 BB: 0 P: 20	R: 0 E: 1 K: 1 S: 11	H: 1 LOB: 1 BB: 0 P: 15	R: 0 E: 1 K: 1 S: 11	H: 0 LOB: 2 BB: 0 P: 17	R: 0 E: 0 K: 1 S: 8	H: 0 LOB: 1 BB: 2 P: 19	R: 0 E: 0 K: 1 S: 6	H: 0 LOB: 1 BB: 1 P: 13	R: 0 E: 0 K: 1 S: 11	H: 1 LOB: 1 BB: 0 P: 16	R: 0 E: 0 K: 0 S: 13	H: 2 LOB: 2 BB: 1 P: 25	R: 2 E: 1 K: 0 S: 10	H: 2 LOB: 0 BB: 1 P: 21	1B: 9 2B: 2 3B: 0 HR: 0	SF: 0 SAC: 1 DP: 4 HBP: 1	WP: 1 PB: 0 SB: 0 CS: 2	PA: 40														
<b>PITCHER</b>	IP WLS BF H R ER SO BB IBB HBP BLK WP HR S P ERA WHIP																																			
Jason Davis, R (1, 1) ERA: 5.2	6.1		27	6	1	1	5	3	0	1	0	0	0	64	106	1.42	1.421																			
Cliff Bartosh, L (7, 1) ERA: 11.25	0.1		1	0	0	0	0	0	0	0	0	0	0	4	5	0.00	0.000																			
63 Rafael Betancourt, R (7, 1) ERA: 3.55	1.1		6	2	0	0	1	0	1	0	0	1	0	16	29	0.00	1.500																			
Jose Jimenez, R (9, 1) ERA: 8.2	0.0	B	3	2	2	2	0	1	0	0	0	0	0	6	13	∞	∞																			
Rick White, R (9, 1) ERA: 3.5	1.0	W	2	0	0	0	0	0	0	0	0	0	0	4	8	0.00	0.000																			

Oakland Athletics @ Cleveland Indians  
 Jacobs Field, Cleveland, OH  
 Sun May 30 2004, 1:05 PM EDT  
 Att. 24,005 - Sunny - 75 F

livebaseballscorecards.com

AB	32
R	3
H	10
RBI	2
BB	5
SO	6
LOB	20





Batter	1	2	3	4	5	6	7	8	9	AB	R	H	RBI	BB	SO	LOB
Matt Lawton, L (1, 7) OBP: 0.392, SLG: 0.486	2-1 48 BB SH5-3 1B	1-1 SAFE F8			1-2 G6-4-3 1B		2-2 G4-3		4-1 2B WP BB	4	1	2	0	1	0	2
Omar Vizquel, S (1, 6) OBP: 0.376, SLG: 0.400	0-0 SH5-3 1-2		0-2 G4-3 41 1B 2B		2-2 G6-4-3 1-2f			0-0 F9	2-1 2B	4	1	2	1	0	0	1
Jody Gerut, L (1, 9) OBP: 0.382, SLG: 0.452	2-2 48 BB 1B		0-0 G4-3 2-3			2-2 F9		2-2 41 1B 48 1B 1B	1-0 WP 3-H	5	1	2	0	0	0	2
41 Victor Martinez, S (1, 2) OBP: 0.359, SLG: 0.522	1-3 K		0-0 48 G3-6 1B			2-2 G4-3		0-0 48 1B 1B		4	0	2	1	0	1	2
48 Travis Hafner, L (1, 10) OBP: 0.398, SLG: 0.553	4-0 FC6-4 1-2 2-3 BB		0-0 G3-6-1 1-2f			0-0 FC5 2B		1-0 G6-4-3 1B		3	0	2	1	1	0	1
Ronnie Belliard, R (1, 4) OBP: 0.406, SLG: 0.409	2-2 FC6-4 1-2f			0-0 L8		1-2 FC5 2-3		0-2 G6-4-3		4	0	0	0	0	0	6
Ben Broussard, L (1, 3) OBP: 0.350, SLG: 0.331 Lou Merloni, R (9, PH) OBP: 0.337, SLG: 0.346 John McDonald, R (9, PR) OBP: 0.160, SLG: 0.125		0-3 K		0-0 G3			2-2 G6-3 1B		2-2 BB 2B 1B	3	0	1	0	0	1	0
Casey Blake, R (1, 5) OBP: 0.345, SLG: 0.401		0-0 G6-3		2-1 G4-3			1-1 G6-3 1-2		3-2 F9	4	0	0	0	0	0	2
Coco Crisp, S (1, 8) OBP: 0.276, SLG: 0.312 Alex Escobar, R (9, PH) OBP: 0.329, SLG: 0.333		2-0 1B			1-3 K		1-1 L5		0-3 K	3	0	1	0	0	1	1

<b>Inning Stats</b>	R: 0 E: 0 K: 1 S: 12	H: 2 LOB: 3 BB: 1 P: 23	R: 0 E: 0 K: 1 S: 7	H: 1 LOB: 1 BB: 0 P: 10	R: 1 E: 0 K: 0 S: 7	H: 2 LOB: 0 BB: 0 P: 7	R: 0 E: 0 K: 0 S: 4	H: 0 LOB: 0 BB: 0 P: 6	R: 0 E: 0 K: 1 S: 10	H: 1 LOB: 0 BB: 0 P: 13	R: 0 E: 0 K: 0 S: 10	H: 1 LOB: 1 BB: 0 P: 15	R: 0 E: 0 K: 0 S: 13	H: 1 LOB: 1 BB: 0 P: 19	R: 1 E: 0 K: 0 S: 9	H: 3 LOB: 1 BB: 0 P: 12	R: 2 E: 0 K: 1 S: 12	H: 2 LOB: 1 BB: 1 P: 24	1B: 10 2B: 3 3B: 0 HR: 0	SF: 0 SAC: 1 DP: 3 HBP: 0	WP: 1 PB: 0 SB: 0 CS: 0	PA: 39
<b>PITCHER</b>	IP WLS BF H R ER SO	WLS BF H R ER SO	IP WLS BF H R ER SO	IP WLS BF H R ER SO	IP WLS BF H R ER SO	IP WLS BF H R ER SO	IP WLS BF H R ER SO	IP WLS BF H R ER SO	IP WLS BF H R ER SO	IP WLS BF H R ER SO	IP WLS BF H R ER SO	IP WLS BF H R ER SO	IP WLS BF H R ER SO	IP WLS BF H R ER SO	IP WLS BF H R ER SO	IP WLS BF H R ER SO	IP WLS BF H R ER SO	WP HR S P	ERA WHIP	ERA WHIP		
Tim Hudson, R (1, 1) ERA: 3.25	8.0	L	33	11	2	2	3	1	0	0	0	0	0	0	0	0	0	0	0	2.25	1.500	
Arthur Rhodes, L (9, 1) ERA: 4.87	0.2	L	6	2	2	2	1	1	0	0	0	0	1	0	0	0	0	0	0	27.00	4.500	


**BOTTOM**

**Oakland Athletics @ Cleveland Indians**  
Jacobs Field, Cleveland, OH

Sun May 30 2004, 1:05 PM EDT  
Att. 24,005 - Sunny - 75 F

livebaseballscorecards.com

AB	36
R	4
H	13
RBI	3
BB	2
SO	4
LOB	18






Batter	1	2	3	4	5	6	7	8	9	10	11	12	AB	R	H	RBI	BB	SO	LOB	
Matt Lawton, L OBP: 0.400, SLG: 0.487 (1, 7)	0-0 1B 41 G3-1 1B		2-1 G4-3			1-0 41 2B G3 1B	4-1 BB		0-0 G3			4-2 1-2 2-3 BB		4	2	2	0	2	0	1
Omar Vizquel, S OBP: 0.370, SLG: 0.392 (1, 6)	1-1 1 SAFE 1 SAFE 41 G3-1 1B		1-0 G3-1			2-2 G3 1-2	2-1 P6			2-1 G3	0-1 FC5-2			6	0	1	0	0	0	6
Jody Gerut, L OBP: 0.377, SLG: 0.440 (1, 8)	0-1 L4			0-2 G3		1-0 41 2B HBP	0-0 G3-1			0-2 E5		0-1 F8		5	1	0	0	0	0	4
41 Victor Martinez, S OBP: 0.353, SLG: 0.515 (1, 2)	0-0 G3-1			2-0 L9		0-1 48 2B 2B		3-2 F7		1 SAFE 2-2 P3		0-1 F9		6	1	1	3	0	0	2
48 Travis Hafner, L OBP: 0.390, SLG: 0.544 (1, 10)	1-3 K			1-3 K		0-0 2B		0-3 K		1-2 G3		2-3 K		6	0	1	1	0	4	2
Ronnie Belliard, R OBP: 0.401, SLG: 0.403 (1, 4)		1-3 K			3-2 1B G6-4-3 1B	0-0 P6		3-2 F7			1-2 K			5	1	1	0	0	2	1
Ben Broussard, L OBP: 0.349, SLG: 0.331 (1, 3)		2-0 G4-3			3-2 1B G6-4-3 1B	3-3 K			1-0 F8		3-2 G5-3			3	0	1	0	0	1	1
Lou Merloni, R OBP: 0.330, SLG: 0.337 (9, PH)					1-3 1B									2	0	0	0	0	0	0
Casey Blake, R OBP: 0.352, SLG: 0.404 (1, 5)		3-2 F9			1-0 G6-4-3 1-2r 3-H		2-2 SH1-3 1B			2-2 FC5-4 1B		4-2 BB FC5-2 BB		4	0	2	0	1	0	1
Alex Escobar, R OBP: 0.327, SLG: 0.326 (1, 9)			1-3 K		0-0 P4		0-0 SH1-3		0-0 FC5-4		1 SAFE 4-1 BB			3	0	0	0	1	1	1

Inning Stats	R: 1	H: 2	E: 0	LOB: 1	K: 1	S: 10	R: 0	H: 0	E: 0	LOB: 0	K: 1	S: 8	R: 0	H: 0	E: 0	LOB: 0	K: 1	S: 6	R: 0	H: 0	E: 0	LOB: 0	K: 1	S: 7	R: 0	H: 0	E: 0	LOB: 0	K: 1	S: 9	R: 1	H: 2	E: 0	LOB: 0	K: 0	S: 9	R: 3	H: 3	E: 0	LOB: 1	K: 1	S: 12	R: 0	H: 1	E: 0	LOB: 2	K: 0	S: 8	R: 0	H: 0	E: 0	LOB: 0	K: 1	S: 11	R: 0	H: 0	E: 1	LOB: 1	K: 0	S: 11	R: 0	H: 0	E: 0	LOB: 1	K: 1	S: 8	R: 0	H: 0	E: 1	LOB: 1	K: 0	S: 11	R: 0	H: 0	E: 0	LOB: 3	K: 1	S: 21	R: 0	H: 0	E: 0	LOB: 0	K: 1	S: 7	R: 0	H: 0	E: 0	LOB: 0	K: 1	S: 9	1B: 7	2B: 2	3B: 0	HR: 0	SF: 0	SAC: 1	DP: 1	HBP: 1	WP: 0	PA: 50
PITCHER	IP	WLS	BF	H	R	ER	SO	BB	IBB	HBP	BLK	WP	HR	S	P	ERA	WHIP											PITCHER Erasmo Ramirez, L (11, 1) 0.1 W 2 0 0 0 0 1 0 0 0 0 0 0 0 0 10 14 0.00 3.000 Francisco Cordero, R (12, 1) 1.0 S 3 0 0 0 0 1 0 0 0 0 0 0 0 0 7 9 0.00 0.000																																																																								
Ryan Drese, R (1, 1) ERA: 4.2	6.1		27	8	5	5	5	0	0	1	0	0	0	56	87	7.11	1.263																																																																																			
32 Ron Mahay, L (7, 1) ERA: 4.96	1.2		6	0	0	0	1	1	0	0	0	0	0	15	27	0.00	0.600																																																																																			
Jay Powell, R (9, 1) ERA: 3.27	0.2		3	1	0	0	0	0	0	0	0	0	0	7	10	0.00	1.500																																																																																			
Brian Shouse, L (9, 1) ERA:	1.1		5	0	0	0	0	0	0	0	0	0	0	12	17	0.00	0.000																																																																																			
50 Frank Francisco, R (11, 1) ERA: 5.63	0.2		4	0	0	0	1	2	0	0	0	0	0	11	23	0.00	3.000																																																																																			

**TEXAS RANGERS @ CLEVELAND INDIANS**  
 Jacobs Field, Cleveland, OH  
 Tue Jun 01 2004, 7:05 PM EDT  
 Att: 17,136 - Overcast - 70 F

AB	44
R	5
H	9
RBI	4
BB	4
SO	8
LOB	19



Batter	1	2	3	4	5	6	7	8	9	AB R H RBI BB SO LOB	TOP	
10 Michael Young, R OBP: 0.372, SLG: 0.529 (1, 6)	2-2 G6-4-3 1B	2-1 G3			2-2 G5-4-3 1B		4-0 BB		0-0 G4-3	4 0 2 0 1 0 1		
9 Hank Blalock, L OBP: 0.356, SLG: 0.557 (1, 5)	0-0 G6-4-3 1B		2-0 G2-3		3-1 G5-4-3 1-2f		1-1 F8		0-1 HR	5 1 2 1 0 0 2		
Alfonso Soriano, R OBP: 0.319, SLG: 0.418 (1, 4)	3-2 G6-4-3 1-2f 2-3		0-0 P3		0-1 1B		2-2 F9		0-1 G2-3	5 0 1 0 0 0 3		
Brad Fullmer, L OBP: 0.284, SLG: 0.396 (1, 10)	0-0 G4-3		1-1 L7		1-1 G3		1-2 P4			4 0 0 0 0 0 3		
23 Mark Teixeira, S OBP: 0.352, SLG: 0.443 (1, 3)		1-1 E 2B		0-1 F7		0-0 FC5-4 SF9 1B		0-0 G4-3		4 2 2 0 0 0 0		
Laynce Nix, L OBP: 0.357, SLG: 0.615 (1, 8)		2-1 E4 SH5-3 2-H 2B		0-0 BB 1B		4-2 FC5-4 BB		1-0 G4-3		3 1 1 0 1 0 0		
Eric Young Sr., R OBP: 0.403, SLG: 0.353 (1, 7)		0-0 SH5-3 2-3		1 SAFE 1 SAFE 1 SAFE C X SAFE	0-1 P6	1-0 FC5-4 SF9 1-2f 2-3		0-0 G6-3		3 0 0 0 0 0 3		
Gary Matthews, S OBP: 0.360, SLG: 0.421 (1, 9)		1-1 2B 3-H		1 SAFE BB BB BB	4-0 1-2 BB	2-1 SF9 1-2 3-H		0-1 HR		2 1 2 3 1 0 0		
Ken Huckaby, R OBP: 0.182, SLG: 0.100 (1, 2)		2-3 K		1 SAFE FC BB BB X	1-2 G4-3	3-2 F8		1-1 P2		4 0 0 0 0 1 4		
Inning Stats	R: 0 E: 0 K: 0 S: 8 H: 2 LOB: 1 BB: 0 P: 13	R: 2 E: 1 K: 1 S: 12 H: 2 LOB: 1 BB: 0 P: 20	R: 0 E: 0 K: 0 S: 4 H: 0 LOB: 0 BB: 0 P: 7	R: 0 E: 0 K: 0 S: 8 H: 1 LOB: 2 BB: 1 P: 13	R: 0 E: 0 K: 0 S: 10 H: 2 LOB: 1 BB: 0 P: 15	R: 1 E: 0 K: 0 S: 13 H: 1 LOB: 1 BB: 1 P: 23	R: 0 E: 0 K: 0 S: 8 H: 0 LOB: 1 BB: 1 P: 16	R: 0 E: 0 K: 0 S: 3 H: 0 LOB: 0 BB: 0 P: 4	R: 2 E: 0 K: 0 S: 9 H: 2 LOB: 0 BB: 0 P: 10	1B: 6 2B: 2 3B: 0 HR: 2 SF: 1 SAC: 1 DP: 2 HBP: 0	WP: 0 PB: 0 SB: 1 CS: 0 PA: 39	
PITCHER	IP WLS BF H R ER SO BB IBB HBP BLK WP HR S P ERA WHIP											
37 Jake Westbrook, R ERA: 3.32 (1, 1)	7.0											
Rick White, R ERA: 3.6 (8, 1)	1.0											
63 Rafael Betancourt, R ERA: 3.95 (9, 1)	1.0 L											

Texas Rangers @ Cleveland Indians  
 Jacobs Field, Cleveland, OH  
 Wed Jun 02 2004, 12:05 PM EDT  
 Att. 18,098 - Unknown - 69 F

livebaseballscorecards.com

AB	34
R	5
H	10
RBI	4
BB	3
SO	1
LOB	16



Batter	1	2	3	4	5	6	7	8	9	AB R H RBI BB SO LOB
<b>Matt Lawton, L</b> (1, 7) OBP: 0.391, SLG: 0.474	3-3 <b>K</b>		2-1 <b>G3</b>			0-2 <b>K</b>	0-3 <b>K</b>		1-3 <b>K</b>	5 0 0 0 0 4 4
<b>Omar Vizquel, S</b> (1, 6) OBP: 0.366, SLG: 0.387	0-2 <b>G6-3</b>			2-3 <b>K</b>		2-1 <b>WP</b> <b>1B</b>		3-2 <b>G4-3</b>	0-0 <b>P6</b>	5 0 1 0 0 1 2
<b>Jody Gerut, L</b> (1, 8) OBP: 0.379, SLG: 0.457	1-1 <b>48 PO</b> <b>41 S</b> <b>1B</b>			1-1 <b>F8</b>		2-3 <b>K</b>		0-0 <b>HR</b>		4 1 2 1 0 1 1
<b>41 Victor Martinez, S</b> (1, 2) OBP: 0.361, SLG: 0.530	4-2 <b>1B</b>			0-2 <b>1B</b>		2-2 <b>F8</b>		1-0 <b>1B</b> <b>3B</b>		3 0 2 0 1 0 1
<b>John McDonald, R</b> (8, PR) OBP: 0.160, SLG: 0.125	1-2 <b>BB</b>									0 1 0 0 0 0 0
<b>Tim Laker, R</b> (9, 2) OBP: 0.262, SLG: 0.342										0 0 0 0 0 0 0
<b>48 Travis Hafner, L</b> (1, 10) OBP: 0.382, SLG: 0.531	0-0 <b>PO</b>	1-1 <b>F9</b>		0-1 <b>F8</b>		2-2 <b>E4</b> <b>1B</b> <b>1B</b>		1-3 <b>K</b>		4 1 0 0 0 1 2
<b>Casey Blake, R</b> (1, 5) OBP: 0.360, SLG: 0.419			2-1 <b>F8</b>		2-2 <b>2B</b>	0-0 <b>G6-3</b> <b>1B</b> <b>1B</b>		2-2 <b>CS</b> <b>1B</b>		4 0 3 1 0 0 0
<b>Ben Broussard, L</b> (1, 3) OBP: 0.347, SLG: 0.328			2-2 <b>F7</b>		2-3 <b>K</b>	3-1 <b>G6-3</b> <b>1B</b>		2-1 <b>CS</b>	3-3 <b>K</b>	4 0 1 1 0 2 1
<b>Lou Merloni, R</b> (1, 4) OBP: 0.326, SLG: 0.326			1-3 <b>K</b>		1-0 <b>P4</b>	1-1 <b>G6-3</b>			4-2 <b>BB</b> <b>BB</b>	3 0 0 0 1 1 3
<b>Alex Escobar, R</b> (1, 9) OBP: 0.331, SLG: 0.321			0-3 <b>K2-3</b>		0-0 <b>L5</b>	4-2 <b>BB</b>			4-2 <b>BB</b>	2 0 0 0 2 1 1

Inning Stats	R: 0	H: 1	E: 0	K: 1	S: 13	R: 0	H: 0	E: 0	K: 0	S: 7	R: 0	H: 0	E: 0	K: 2	S: 10	R: 0	H: 1	E: 0	K: 1	S: 10	R: 0	H: 1	E: 0	K: 1	S: 11	R: 1	H: 2	E: 1	K: 1	S: 18	R: 2	H: 3	E: 0	K: 1	S: 13	R: 0	H: 0	E: 0	K: 2	S: 15	1B: 6	SF: 0	2B: 1	SAC: 0	3B: 1	DP: 1	HR: 1	HBP: 0	WP: 1	PA: 40
	0	1	0	1	13	0	0	0	0	7	0	0	0	2	10	0	1	0	1	10	0	1	0	1	11	1	2	1	2	18	2	3	0	1	13	0	0	0	15	6	0	1	0	1	1	0	40			

PITCHER	IP	WLS	BF	H	R	ER	SO	BB	IBB	HBP	BLK	WP	HR	S	P	ERA	WHIP
<b>R.A. Dickey, R</b> (1, 1) ERA: 4.8	6.2		27	6	1	0	7	2	0	0	0	1	0	78	118	0.00	1.200
<b>Brian Shouse, L</b> (7, 1) ERA: 3.86	1.0	H	5	2	2	2	2	0	0	0	0	0	1	12	17	18.00	2.000
<b>Carlos Almanzar, R</b> (8, 1) ERA: 2.93	0.1	W	1	1	0	0	0	0	0	0	0	0	0	5	9	0.00	3.000
<b>Francisco Cordero, R</b> (9, 1) ERA: 2.06	1.0	S	5	0	0	0	2	2	0	0	0	0	0	15	27	0.00	2.000

**TEXAS RANGERS @ CLEVELAND INDIANS**  
**JACOBS FIELD, CLEVELAND, OH**  
 Wed Jun 02 2004, 12:05 PM EDT  
 Att: 18,098 - Unknown - 69 F

<b>AB</b>	<b>34</b>
<b>R</b>	<b>3</b>
<b>H</b>	<b>9</b>
<b>RBI</b>	<b>3</b>
<b>BB</b>	<b>4</b>
<b>SO</b>	<b>11</b>
<b>LOB</b>	<b>15</b>



PITCHER	IP	WLS	BF	H	R	ER	SO	BB	IBB	HBP	BLK	WP	HR	S	P	ERA	WHIP
<b>R.A. Dickey, R</b> (1, 1) ERA: 4.8	6.2		27	6	1	0	7	2	0	0	0	1	0	78	118	0.00	1.200
<b>Brian Shouse, L</b> (7, 1) ERA: 3.86	1.0	H	5	2	2	2	2	0	0	0	0	0	1	12	17	18.00	2.000
<b>Carlos Almanzar, R</b> (8, 1) ERA: 2.93	0.1	W	1	1	0	0	0	0	0	0	0	0	0	5	9	0.00	3.000
<b>Francisco Cordero, R</b> (9, 1) ERA: 2.06	1.0	S	5	0	0	0	2	2	0	0	0	0	0	15	27	0.00	2.000

Batter	1	2	3	4	5	6	7	8	9	AB R H RBI BB SO LOB	TOP		
<b>Matt Lawton, L</b> (1, 7) OBP: 0.388, SLG: 0.469	0-3 K		2-1 F7			0-0 FC3-6 1B	0-1 F9			4 0 1 0 0 1 1			
<b>Omar Vizquel, S</b> (1, 6) OBP: 0.388, SLG: 0.390	1-1 G4-3 1B			0-3 K2-3		1-2 FC3-6 1B		1-1 F7		4 0 2 0 0 1 0			
<b>Jody Gerut, L</b> (1, 8) OBP: 0.372, SLG: 0.448	2-1 G4-3			2-0 P6		0-1 L8		0-0 G6-3		4 0 0 0 0 0 3			
<b>41 Victor Martinez, S</b> (1, 2) OBP: 0.359, SLG: 0.524	1-3 K			1-2 48 1B		2-2 FC3-6 1-2f 2-3		0-1 F8		4 0 1 0 0 1 3			
<b>48 Travis Hafner, L</b> (1, 10) OBP: 0.385, SLG: 0.542				2-2 1-H 1B		1-3 K			3-2 G3 3B	4 1 2 0 0 1 2			
<b>Ronnie Belliard, R</b> (1, 4) OBP: 0.398, SLG: 0.400					0-1 P6		0-1 1B BB G6-4-3 1B		1-1 G3	4 1 1 1 0 1 0			
<b>Ben Broussard, L</b> (1, 3) OBP: 0.351, SLG: 0.328					0-1 G4-3 1B		4-2 G6-4-3 1B 1-2 BB		3-3 3-H K	3 0 1 0 1 1 0			
<b>Casey Blake, R</b> (1, 5) OBP: 0.358, SLG: 0.415					0-1 P3		0-2 G6-4-3 1B 1-2 2-3		1-2 F9	4 0 1 0 0 0 1			
<b>Alex Escobar, R</b> (1, 9) OBP: 0.325, SLG: 0.314					0-0 F7		0-2 G6-4-3 1-2f 2-3 3-H			3 0 0 0 0 1 3			
<b>Inning Stats</b>	R: 0 E: 0 K: 2 S: 11 H: 1 LOB: 1 BB: 0 P: 15	R: 0 E: 0 K: 1 S: 7 H: 0 LOB: 0 BB: 0 P: 10	R: 0 E: 0 K: 0 S: 5 H: 0 LOB: 0 BB: 0 P: 7	R: 0 E: 0 K: 1 S: 12 H: 2 LOB: 2 BB: 0 P: 16	R: 0 E: 0 K: 1 S: 10 H: 1 LOB: 1 BB: 0 P: 13	R: 0 E: 0 K: 1 S: 14 H: 2 LOB: 2 BB: 0 P: 18	R: 1 E: 0 K: 0 S: 13 H: 2 LOB: 1 BB: 1 P: 17	R: 0 E: 0 K: 0 S: 5 H: 0 LOB: 0 BB: 0 P: 6	R: 1 E: 0 K: 1 S: 13 H: 1 LOB: 0 BB: 0 P: 21	1B: 8 2B: 0 3B: 1 HR: 0 SF: 0 SAC: 0 DP: 1 HBP: 0	WP: 0 PB: 0 SB: 0 CS: 0 PA: 35		
<b>PITCHER</b>	IP WLS BF H R ER SO BB IBB HBP BLK WP HR S P ERA WHIP											<b>PITCHER</b>	IP WLS BF H R ER SO BB IBB HBP BLK WP HR S P ERA WHIP
<b>45 Kelvim Escobar, R</b> (1, 1) ERA: 3.79	8.0 W 31 8 1 1 6 1 0 0 0 0 0 0 77 102 1.12 1.125												
<b>Kevin Gregg, R</b> (9, 1) ERA: 1.5	1.0 4 1 1 1 1 0 0 0 0 0 0 0 13 21 9.00 1.000												

Cleveland Indians @ Anaheim Angels  
Angel Stadium of Anaheim, Anaheim, CA

Thu Jun 03 2004, 7:05 PM PDT  
Att. 39,353 - Sunny - 71 F

livebaseballscorecards.com

AB	34
R	2
H	9
RBI	1
BB	1
SO	7
LOB	13



Batter	1	2	3	4	5	6	7	8	9	AB	R	H	RBI	BB	SO	LOB
David Eckstein, R (1, 6) OBP: 0.354, SLG: 0.358 Adam Kennedy, L (4, 4) OBP: 0.300, SLG: 0.343	1-2 G1-3		0-2 9 1B 2B		0-0 SH5-3		2-2 9 1B 3B 1B			2	1	1	0	0	0	0
9 Chone Figgins, S (1, 5) OBP: 0.347, SLG: 0.447	1-2 F7		2-2 27 1B 2-H 1B		0-2 P4		1-1 3B 1B			4	1	2	1	0	0	1
27 Vladimir Guerrero, R (1, 9) OBP: 0.408, SLG: 0.645	1-2 2B		0-2 FC5-4 1-3 1B		1-2 FC5-4 2-H 1B		0-3 K			4	0	3	1	0	1	2
Jose Cuillen, R (1, 7) OBP: 0.381, SLG: 0.533	1-1 F9		2-2 FC5-4 1-2f		2-2 FC5-4 1-2f		2-2 1-H 2-H 3B			4	0	1	2	0	0	4
Raul Mondesi, R (1, 8) OBP: 0.346, SLG: 0.416		0-0 G5-3		0-0 F8		2-0 HR		1-1 G6-3		4	1	1	1	0	0	1
39 Robb Quinlan, R (1, 3) OBP: 0.353, SLG: 0.333		1-2 P2		1-2 1B		0-2 F9		2-0 G5-3		4	0	1	0	0	0	0
Bengie Molina, R (1, 2) OBP: 0.303, SLG: 0.430		1-1 F9		0-2 F9		1-0 F9		0-0 G5-3		4	0	0	0	0	0	1
Shane Halter, R (1, 10) OBP: 0.253, SLG: 0.400			1-3 K		2-0 P3		3-1 F8		2-3 K	4	0	0	0	0	2	1
Alfredo Amezaga, S (1, 4) OBP: 0.242, SLG: 0.194			0-0 G6-3		0-1 27 1B SH5-3 1B		0-2 F8			3	1	1	0	0	0	0

Inning Stats	R: 0	H: 1	E: 0	K: 0	S: 13	R: 0	H: 0	E: 0	K: 0	S: 6	R: 1	H: 3	E: 0	K: 1	S: 18	R: 0	H: 1	E: 0	K: 0	S: 8	R: 1	H: 2	E: 0	K: 0	S: 15	R: 1	H: 1	E: 0	K: 0	S: 8	R: 2	H: 3	E: 0	K: 1	S: 18	R: 0	H: 0	E: 0	K: 1	S: 5	1B: 7	2B: 2	3B: 1	HR: 1	SF: 0	SAC: 1	DP: 0	HBP: 0	WP: 0	PB: 0	SB: 0	CS: 0	PA: 35
31 Cliff Lee, L (1, 1) ERA: 3.27	6.1	WLS: L	BF: 29	H: 10	R: 5	ER: 5	SO: 1	BB: 0	IBB: 0	HBP: 0	BLK: 0	WP: 0	HR: 1	S: 76	P: 102	ERA: 7.11	WHIP: 1.579																																				
59 Matt Miller, R (7, 1) ERA: 2.45	1.2		BF: 6	H: 1	R: 0	ER: 0	SO: 2	BB: 0	IBB: 0	HBP: 0	BLK: 0	WP: 0	HR: 0	S: 15	P: 22	ERA: 0.00	WHIP: 0.600																																				
PITCHER	IP	WLS	BF	H	R	ER	SO	BB	IBB	HBP	BLK	WP	HR	S	P	ERA	WHIP	IP	WLS	BF	H	R	ER	SO	BB	IBB	HBP	BLK	WP	HR	S	P	ERA	WHIP																			

**BOTTOM**

**Cleveland Indians @ Anaheim Angels**  
**Angel Stadium of Anaheim, Anaheim, CA**

Thu Jun 03 2004, 7:05 PM PDT  
 Att: 39,353 - Sunny - 71 F

livebaseballscorecards.com

<b>AB</b>	<b>34</b>
<b>R</b>	<b>5</b>
<b>H</b>	<b>11</b>
<b>RBI</b>	<b>5</b>
<b>BB</b>	<b>0</b>
<b>SO</b>	<b>3</b>
<b>LOB</b>	<b>10</b>



Batter	1	2	3	4	5	6	7	8	9	AB R H RBI BB SO LOB	TOP																
<b>Matt Lawton, L</b> (1, 7) OBP: 0.393, SLG: 0.478	1-2 BB 1B	2-1 FC6-4 1-2f			2-2 41 2B	1-2 G4-3		0-1 BB 1B		5 1 3 0 0 0 2																	
<b>Omar Vizquel, S</b> (1, 6) OBP: 0.373, SLG: 0.386	4-0 BB 1-2		4-2 BB		0-1 P6		1-1 G3	4-1 BB 1-2		2 0 0 0 3 0 1																	
<b>Jody Gerut, L</b> (1, 8) OBP: 0.369, SLG: 0.439	0-0 F8		0-1 P5		4-2 41 2B 48 1B		1-0 G4-3	1-0 G3		4 1 0 0 1 0 4																	
<b>41 Victor Martinez, S</b> (1, 2) OBP: 0.355, SLG: 0.520	2-2 F8		0-0 F8		0-1 48 1B		1-1 F9		2-1 G4-3	5 1 1 1 0 0 2																	
<b>48 Travis Hafner, L</b> (1, 10) OBP: 0.395, SLG: 0.565		2-2 HR	2-3 K		1-1 CS 1B		1-0 HR 1B	4-1 HR BB		4 3 3 3 1 1 1																	
<b>Casey Blake, R</b> (1, 5) OBP: 0.369, SLG: 0.440		2-2 CS 1B		0-1 1B	4-2 1-2 BB		0-3 K	2-2 1-H HR		4 1 3 2 1 1 1																	
<b>Ben Broussard, L</b> (1, 3) OBP: 0.348, SLG: 0.321		3-3 K		3-1 F7	1-3 K		1-2 HR HBP	1-1 G5-3 1B		3 0 0 0 0 2 3																	
<b>John McDonald, R</b> (8, PR) OBP: 0.160, SLG: 0.125		1-2								0 1 0 0 0 0 0																	
<b>Lou Merloni, R</b> (8, 3) OBP: 0.333, SLG: 0.333										1 0 1 0 0 0 0																	
<b>Ronnie Belliard, R</b> (1, 4) OBP: 0.398, SLG: 0.415		3-1 1B 1B		0-0 F8		2-3 K		2-1 1-H 2-H HR	1-0 G5-3	5 1 2 3 0 1 2																	
<b>Alex Escobar, R</b> (1, 9) OBP: 0.321, SLG: 0.310		2-0 FC6-4 1B		0-0 F8		1-3 K		1-3 K	1-2 G6-3	5 0 1 0 0 2 3																	
<b>Inning Stats</b>	R: 0 E: 0 K: 0 S: 8	H: 1 LOB: 1 BB: 1 P: 15	R: 1 E: 0 K: 1 S: 15	H: 4 LOB: 2 BB: 0 P: 28	R: 0 E: 0 K: 1 S: 9	H: 0 LOB: 1 BB: 1 P: 15	R: 0 E: 0 K: 0 S: 6	H: 1 LOB: 1 BB: 0 P: 9	R: 3 E: 0 K: 1 S: 16	H: 3 LOB: 1 BB: 2 P: 28	R: 0 E: 0 K: 2 S: 9	H: 0 LOB: 0 BB: 0 P: 13	R: 0 E: 0 K: 0 S: 5	H: 0 LOB: 0 BB: 0 P: 8	R: 3 E: 0 K: 2 S: 15	H: 3 LOB: 2 BB: 1 P: 25	R: 2 E: 0 K: 0 S: 12	H: 2 LOB: 1 BB: 1 P: 23	1B: 9 2B: 3 3B: 0 HR: 3	SF: 0 SAC: 0 DP: 1 HBP: 1	WP: 0 PB: 0 SB: 0 CS: 2	PA: 45					
<b>PITCHER</b>	IP WLS BF H R ER SO BB IBB HBP BLK WP HR S P ERA WHIP																										
<b>Aaron Sele, R</b> (1, 1) ERA: 3.26	5.0		25	9	4	4	3	4	0	0	0	0	1	54	95	7.20	2.600										
<b>62 Scot Shields, R</b> (6, 1) ERA: 2.79	2.0	H	6	0	0	0	2	0	0	0	0	0	0	14	21	0.00	0.000										
<b>Francisco Rodriguez, R</b> (8, 1) ERA: 1.5	1.0	L	8	3	3	3	2	1	0	1	0	0	1	15	25	27.00	4.000										
<b>Ben Weber, R</b> (9, 1) ERA: 8.06	1.0		6	2	2	2	0	1	0	0	0	0	1	12	23	18.00	3.000										

Cleveland Indians @ Anaheim Angels  
Angel Stadium of Anaheim, Anaheim, CA

Fri Jun 04 2004, 7:05 PM PDT  
Att. 43,590 - Sunny - 71 F

livebaseballscorecards.com

AB	38
R	9
H	14
RBI	9
BB	6
SO	7
LOB	19





BOTTOM

Cleveland Indians @ Anaheim Angels, Anaheim, CA

Fri Jun 04 2004, 7:05 PM PDT  
Att. 43,590 - Sunny - 71 F

AB	34
R	6
H	9
RBI	5
BB	6
SO	7
LOB	18



WP	0	PA	41
PB	0		
SB	6		
CS	0		

AB R H RBI BB SO LOB

5	2	3	2	0	0	2
4	0	2	1	1	0	3
5	0	0	0	0	1	4
4	2	2	2	1	1	1
5	0	1	0	0	2	3
3	0	0	0	1	0	1
4	1	1	0	0	2	2
1	0	0	0	2	1	0
3	1	0	0	1	0	2

Batter	1	2	3	4	5	6	7	8	9
<b>9 Chone Figgins, S</b> OBP: 0.354, SLG: 0.470 (1, 5)	0-1 FC6-5 2B	1-1 SAFE SAFE SAFE 1B		0-0 S 1B		2-0 FC6-5 BLK			2-1 F9
<b>Jeff DaVanon, S</b> OBP: 0.429, SLG: 0.500 (1, 10)	4-1 FC6-5 BB	1-2 SAFE 1B		1-2 F8		1-2 G6-3			0-0 27 F8 2B
<b>27 Vladimir Guerrero, R</b> OBP: 0.399, SLG: 0.630 (1, 9)	0-3 K	0-0 L4-3			0-0 F9				0-2 F8
<b>Jose Cuillen, R</b> OBP: 0.386, SLG: 0.548 (1, 7)	1-0 FC6-5 2B		2-3 K		2-2 G5-3 1B				4-0 DI BB
<b>Raul Mondesi, R</b> OBP: 0.341, SLG: 0.415 (1, 8)	1-1 E9 2B		1-2 G5-3		1-1 G5-3				0-3 K
<b>Casey Kotchman, L</b> OBP: 0.280, SLG: 0.280 (1, 3)	4-2 S BB		0-0 G3-1		2-2 G5-3				1-1 G3-1
<b>José Molina, R</b> OBP: 0.322, SLG: 0.430 (1, 2)	1-3 K			1-2 G1-3 SH1-3 1B		1-1 G4-3			1-3 K
<b>Alfredo Amezaga, S</b> OBP: 0.278, SLG: 0.188 (1, 6)		4-2 FC6-4 BB		1-1 SH1-3		4-1 FC6-5 BB			0-3 K2-3
<b>Adam Kennedy, L</b> OBP: 0.299, SLG: 0.337 (1, 4)		0-0 FC6-4 9 3B		2-1 G1-3		4-1 BLK 9 FC6-5 BB			1-0 F9

Inning Stats	R: 2	H: 2	E: 1	LOB: 2	K: 2	BB: 2	S: 16	R: 2	H: 2	E: 0	LOB: 0	K: 0	BB: 1	S: 11	R: 0	H: 0	E: 0	LOB: 0	K: 1	BB: 0	S: 7	R: 1	H: 2	E: 0	LOB: 1	K: 0	BB: 0	S: 15	R: 0	H: 1	E: 0	LOB: 1	K: 0	BB: 0	S: 13	R: 0	H: 0	E: 0	LOB: 2	K: 0	BB: 2	S: 8	R: 1	H: 1	E: 0	LOB: 0	K: 1	BB: 0	S: 12	R: 0	H: 0	E: 0	LOB: 0	K: 2	BB: 0	S: 7	R: 0	H: 1	E: 0	LOB: 2	K: 1	BB: 1	S: 9	1B: 4	SF: 0	2B: 4	SAC: 1	3B: 1	DP: 1	HR: 1	HBP: 0	WP: 0	PA: 41
--------------	------	------	------	--------	------	-------	-------	------	------	------	--------	------	-------	-------	------	------	------	--------	------	-------	------	------	------	------	--------	------	-------	-------	------	------	------	--------	------	-------	-------	------	------	------	--------	------	-------	------	------	------	------	--------	------	-------	-------	------	------	------	--------	------	-------	------	------	------	------	--------	------	-------	------	-------	-------	-------	--------	-------	-------	-------	--------	-------	--------

PITCHER	IP	WLS	BF	H	R	ER	SO	BB	IBB	HBP	BLK	WP	HR	S	P	ERA	WHIP
<b>Jason Davis, R</b> ERA: 5.32 (1, 1)	5.1		27	7	5	4	3	5	0	0	0	0	0	66	103	6.75	2.250
<b>Cliff Bartosh, L</b> ERA: 7.94 (6, 1)	0.2		2	0	0	0	0	0	0	0	1	0	0	4	7	0.00	0.000
<b>David Riske, R</b> ERA: 7.15 (7, 1)	1.0	W	4	1	1	1	1	0	0	0	0	0	1	12	19	9.00	1.000
<b>63 Rafael Betancourt, R</b> ERA: 3.81 (8, 1)	1.0	H	3	0	0	0	2	0	0	0	0	0	0	7	9	0.00	0.000
<b>Jose Jimenez, R</b> ERA: 7.06 (9, 1)	1.0	S	5	1	0	0	1	1	0	0	0	0	0	9	15	0.00	2.000

livebaseballscores.com

Batter	1	2	3	4	5	6	7	8	9	AB R H RBI BB SO LOB	TOP
<b>Matt Lawton, L</b> (1, 10) OBP: 0.389, SLG: 0.471	1-1 G4-3		1-0 G5-3 1B		3-3 K		3-2 G6-3		3-2 K	5 0 1 0 0 2 1	<b>Cleveland Indians @ Anaheim Angels</b> <b>Angel Stadium of Anaheim, Anaheim, CA</b> Sat Jun 05 2004, 7:05 PM PDT Att. 43,514 - Sunny - 72 F
<b>Ronnie Belliard, R</b> (1, 4) OBP: 0.396, SLG: 0.412	2-0 P4		0-2 G5-3			0-0 41 G4-1 2B 1B		0-2 F9		4 1 1 0 0 0 1	
<b>Jody Gerut, L</b> (1, 8) OBP: 0.367, SLG: 0.435	0-1 41 1B		3-2 G3-1			2-0 G4-3		0-0 G6-3		4 0 1 0 0 0 2	
<b>41 Victor Martinez, S</b> (1, 2) OBP: 0.363, SLG: 0.531	0-1 1-3 1B			3-2 CS 1B		2-1 G4-1		2-0 2B		4 0 3 0 0 0 1	
<b>48 Travis Hafner, L</b> (1, 3) OBP: 0.397, SLG: 0.558 <b>Ben Broussard, L</b> (8, PR) OBP: 0.348, SLG: 0.321 (8, 3)	3-3 K2-3			0-0 F8		4-0 2B S IBB		4-0 IBB		2 1 0 0 2 1 3 0 0 0 0 0 0 0	
<b>Casey Blake, R</b> (1, 5) OBP: 0.367, SLG: 0.442		1-1 G6-3		3-3 K		3-2 2B		0-1 F9		4 0 1 2 0 1 3	
<b>Alex Escobar, R</b> (1, 9) OBP: 0.320, SLG: 0.315		0-0 G6-3			0-1 G5-3		1-2 F7		1-1 SH3-4 2B	4 0 1 0 0 0 1	
<b>Coco Crisp, S</b> (1, 7) OBP: 0.277, SLG: 0.344		1-1 F7			0-0 HR		3-3 K		0-0 SH3-4	3 1 1 1 0 1 0	
<b>John McDonald, R</b> (1, 6) OBP: 0.143, SLG: 0.111 <b>Omar Vizquel, S</b> (9, PH) OBP: 0.372, SLG: 0.384 (9, 6)			1-0 F9		2-2 F9		0-0 F7		0-3 K	3 0 0 0 0 0 0 1 0 0 0 0 1 1	
<b>Inning Stats</b>	R: 0 H: 2 E: 0 LOB: 2 K: 1 BB: 0 S: 10 P: 16	R: 0 H: 0 E: 0 LOB: 0 K: 0 BB: 0 S: 5 P: 7	R: 0 H: 1 E: 0 LOB: 1 K: 0 BB: 0 S: 8 P: 13	R: 0 H: 1 E: 0 LOB: 1 K: 1 BB: 0 S: 8 P: 14	R: 1 H: 1 E: 0 LOB: 0 K: 1 BB: 0 S: 9 P: 14	R: 2 H: 2 E: 0 LOB: 1 K: 0 BB: 1 S: 10 P: 22	R: 0 H: 0 E: 0 LOB: 0 K: 1 BB: 0 S: 7 P: 13	R: 0 H: 1 E: 0 LOB: 2 K: 0 BB: 1 S: 7 P: 13	R: 0 H: 1 E: 0 LOB: 1 K: 2 BB: 0 S: 9 P: 13	1B: 5 SF: 0 2B: 4 SAC: 1 3B: 0 DP: 1 HR: 1 HBP: 0	WP: 0 PA: 37 PB: 0 SB: 1 CS: 1
<b>PITCHER</b>	IP WLS BF H R ER SO BB IBB HBP BLK WP HR S P ERA WHIP										
<b>41 John Lackey, R</b> (1, 1) ERA: 5.64 <b>Kevin Gregg, R</b> (9, 1) ERA: 1.46	8.0 L 33 8 3 3 4 0 2 0 0 0 0 1 64 112 3.38 1.000										

livebaseballscorecards.com

<b>AB</b>	<b>34</b>
<b>R</b>	<b>3</b>
<b>H</b>	<b>9</b>
<b>RBI</b>	<b>3</b>
<b>BB</b>	<b>2</b>
<b>SO</b>	<b>6</b>
<b>LOB</b>	<b>13</b>



Cleveland Indians @ Anaheim Angels  
 Angel Stadium of Anaheim, Anaheim, CA

Sat Jun 05 2004, 7:05 PM PDT  
 Att. 43,514 - Sunny - 72 F

livebaseballscorecards.com

AB	32
R	2
H	7
RBI	2
BB	2
SO	6
LOB	12



WP: 0	PA: 35
PB: 0	
SB: 2	
CS: 2	

Batter	1	2	3	4	5	6	7	8	9	AB	R	H	RBI	BB	SO	LOB
<b>9 Chone Figgins, S</b> OBP: 0.352, SLG: 0.482 (1, 5) C B F S	1-3 K ①		2-1 1-H HR B S B X		1-2 F8 C C C X			2-1 P4 B C C X		4	1	1	2	0	1	0
<b>Jeff DaVanon, S</b> OBP: 0.438, SLG: 0.509 (1, 9) F B X	1-1 P6 X		0-0 27 S 1B X			2-1 1B 1B B B C X		1-2 27 FC6 1B F F B X		4	0	3	0	0	0	0
<b>27 Vladimir Guerrero, R</b> OBP: 0.397, SLG: 0.621 (1, 10) B B B B	4-0 S BB B B B		1-0 P5 1-2 X			1-3 K F S B S		2-0 FC6 1-2 B B X		3	0	0	0	1	1	3
<b>Jose Cuillen, R</b> OBP: 0.383, SLG: 0.542 (1, 7) B S S S	1-3 K 1-2 X		2-3 K F C B B C			1-1 1B 1-3 1 SAFE 1 SAFE 1 SAFE 1 SAFE X		1-3 K C B F B X		4	0	1	0	0	3	4
<b>Raul Mondesi, R</b> OBP: 0.338, SLG: 0.410 (1, 8) X		0-0 CS 1B X C C		0-2 L5 X C C		3-2 G6-3 B F B S B X		1-1 G5-3 S B X		4	0	1	0	0	0	1
<b>Casey Kotchman, L</b> OBP: 0.267, SLG: 0.266 (1, 3) C 1 SAFE F 1 SAFE X		1-2 F8 1 SAFE X		0-1 G5-3 F X			1-0 G3 B X		1-2 G5-3 C B F B X		4	0	0	0	0	1
<b>Adam Kennedy, L</b> OBP: 0.298, SLG: 0.335 (1, 4) 1 SAFE 1 SAFE C B X		1-1 B1-3 1-2 X		1-2 G3-1 C C B X			1-1 CS 1B B F X		2-1 F8 C B B X		4	0	1	0	0	1
<b>Josh Paul, R</b> (1, 2) B B B B			4-0 9 HR BB B B B		0-0 F7 X		1-1 L4 1 SAFE 1 SAFE 1 SAFE 1 SAFE X				2	1	0	0	1	0
<b>Alfredo Amezaga, S</b> OBP: 0.256, SLG: 0.171 (1, 6) C L S			0-3 K 1 X		1-0 B1-4 B X		1-0 CS 1-2 P	3-2 G4-3 B B C C B X		3	0	0	0	0	1	1

Inning Stats	R: 0	H: 0	E: 0	K: 2	S: 8	H: 0	LOB: 1	BB: 1	P: 15	R: 0	H: 1	E: 0	K: 0	S: 6	R: 2	H: 2	E: 0	K: 2	S: 10	R: 0	H: 0	E: 0	K: 0	S: 10	R: 0	H: 2	E: 0	K: 1	S: 10	R: 0	H: 1	E: 0	K: 0	S: 6	R: 0	H: 1	E: 0	K: 1	S: 12	R: 0	H: 0	E: 0	K: 0	S: 7	1B: 6	SF: 0	2B: 0	SAC: 0	3B: 0	DP: 0	HR: 1	HBP: 0	WP: 0	PA: 35
--------------	------	------	------	------	------	------	--------	-------	-------	------	------	------	------	------	------	------	------	------	-------	------	------	------	------	-------	------	------	------	------	-------	------	------	------	------	------	------	------	------	------	-------	------	------	------	------	------	-------	-------	-------	--------	-------	-------	-------	--------	-------	--------

PITCHER	IP	WLS	BF	H	R	ER	SO	BB	IBB	HBP	BLK	WP	HR	S	P	ERA	WHIP
<b>Joe Dawley, R</b> ERA: 5.4 (1, 1)	4.1		17	3	2	2	4	2	0	0	0	0	1	35	54	4.15	1.154
<b>Rick White, R</b> ERA: 3.18 (5, 1)	2.2	W	9	3	0	0	1	0	0	0	0	0	0	20	32	0.00	1.125
<b>63 Rafael Betancourt, R</b> ERA: 3.72 (8, 1)	0.2	H	3	1	0	0	0	0	0	0	0	0	0	8	14	0.00	1.500
<b>59 Matt Miller, R</b> ERA: 2.35 (8, 1)	0.1	H	2	0	0	0	1	0	0	0	0	0	0	4	7	0.00	0.000
<b>Jose Jimenez, R</b> ERA: 6.75 (9, 1)	1.0	S	3	0	0	0	0	0	0	0	0	0	0	7	11	0.00	0.000



Batter	1	2	3	4	5	6	7	8	9	AB	R	H	RBI	BB	SO	LOB
<b>9 Chone Figgins, S</b> OBP: 0.355, SLG: 0.480 (1, 7) C B X	1-1 F9 ①		4-2 BB ③			0-1 1B ②		2-3 K ③		3	0	1	0	1	1	0
<b>Alfredo Amezaga, S</b> OBP: 0.279, SLG: 0.205 (1, 6) B B X C F C X	2-2 P5 ②		1-2 F8 ③			0-1 1B ②			0-2 27 FC6-4 1B ①	4	0	2	0	0	0	1
<b>27 Vladimir Guerrero, R</b> OBP: 0.390, SLG: 0.610 (1, 9) B B F X	2-1 L8 ③				1-0 G6-3 ①	0-3 K ③			0-1 FC6-4 FC6-4 1-2f ①	4	0	0	0	0	1	2
<b>Jose Cuillen, R</b> OBP: 0.381, SLG: 0.536 (1, 10) B B X C F C X		1-3 K2-3 ①		2-1 G5-3 ②			1-2 L6-4 39 1B ①		0-0 F8 ②	4	0	1	0	0	1	1
<b>Raul Mondesi, R</b> OBP: 0.329, SLG: 0.397 (1, 8) B B X C F C X		3-2 F9 ②		3-3 K ③			1-0 F8 ①		0-2 FC6-4 1-2f ③	4	0	0	0	0	1	2
<b>39 Robb Quinlan, R</b> OBP: 0.378, SLG: 0.344 (1, 3) B B X C F C X		4-2 BB ③			3-1 F9 ①		3-2 1B ②			2	0	1	0	1	0	0
<b>José Molina, R</b> OBP: 0.312, SLG: 0.416 (1, 2) B B X		1-0 L7 ③			3-2 G1-3 ②		0-2 L6-4 2-2 ③			3	0	0	0	0	0	3
<b>Shane Halter, R</b> OBP: 0.245, SLG: 0.388 (1, 5) B B X C F C X			3-3 K ①		1-3 K ③			1-3 K ①		3	0	0	0	0	3	0
<b>Adam Kennedy, L</b> OBP: 0.293, SLG: 0.330 (1, 4) B B X C F C X			3-3 K ②			1-0 G3 ①		1-0 F7 ②		3	0	0	0	0	1	0

Inning Stats		R: 0	H: 0	R: 0	H: 0	R: 0	H: 0	R: 0	H: 0	R: 0	H: 2	R: 0	H: 2	R: 0	H: 0	R: 0	H: 1	R: 0	H: 1	1B: 5	SF: 0	WP: 0	PA: 32
		E: 0	LOB: 0	E: 0	LOB: 1	E: 0	LOB: 0	E: 0	LOB: 0	E: 0	LOB: 1	E: 0	LOB: 1	E: 0	LOB: 0	E: 0	LOB: 1	E: 0	LOB: 1	2B: 1	SAC: 0	PB: 0	
		K: 0	BB: 0	K: 1	BB: 1	K: 1	BB: 0	K: 1	BB: 0	K: 1	BB: 0	K: 0	BB: 0	K: 2	BB: 0	K: 0	BB: 0	K: 2	BB: 0	3B: 0	DP: 1	SB: 0	
		S: 7	P: 12	S: 11	P: 20	S: 18	P: 12	S: 6	P: 15	S: 8	P: 9	S: 10	P: 15	S: 7	P: 11	S: 10	P: 10	S: 10	P: 10	HR: 0	HBP: 0	CS: 0	
<b>PITCHER</b>		IP	WLS	BF	H	R	ER	SO	BB	IBB	HBP	BLK	WP	HR	S	P	ERA	WHIP					
<b>CC Sabathia, L</b> ERA: 2.99 (1, 1)		7.0	W	25	4	0	0	6	2	0	0	0	0	0	68	112	0.00	0.857					
<b>David Riske, R</b> ERA: 6.85 (8, 1)		1.0		3	0	0	0	2	0	0	0	0	0	0	7	11	0.00	0.000					
<b>59 Matt Miller, R</b> ERA: 2.08 (9, 1)		1.0		4	1	0	0	0	0	0	0	0	0	0	10	10	0.00	1.000					

**BOTTOM**

**Cleveland Indians @ Anaheim Angels**  
Angel Stadium of Anaheim, Anaheim, CA

Sun Jun 06 2004, 1:05 PM PDT  
Att. 43,337 - Sunny - 76 F

livebaseballscorecards.com

<b>AB</b>	<b>30</b>
<b>R</b>	<b>0</b>
<b>H</b>	<b>5</b>
<b>RBI</b>	<b>0</b>
<b>BB</b>	<b>2</b>
<b>SO</b>	<b>8</b>
<b>LOB</b>	<b>9</b>




Batter	1	2	3	4	5	6	7	8	9	AB R H RBI BB SO LOB	TOP																
Juan Pierre, L (1, 8) OBP: 0.365, SLG: 0.384	2-1 G6-4-3 1B		4-2 BB		1-0 F8		4-2 G4-6-3 1B BB	1-2 L7		3 0 1 0 2 0 1																	
Luis Castillo, S (1, 4) OBP: 0.344, SLG: 0.341	1-1 G6-4-3 1-2f		2-0 F8		0-2 BB 1B		0-0 G4-6-3 1B		1-3 K	5 0 2 0 0 1 2																	
Mike Lowell, R (1, 5) OBP: 0.414, SLG: 0.620	3-1 F7		1-1 F8		1-0 L5		2-1 G4-6-3 1-2f 2-3		0-0 G5-3	5 0 0 0 0 0 4																	
Miguel Cabrera, R (1, 9) OBP: 0.363, SLG: 0.548		0-1 L5		2-1 E5 WP G6-4-3	4-1 FC4-6 BB		4-1 BB	0-1 HR		3 2 1 1 2 0 0																	
Jeff Conine, R (1, 3) OBP: 0.333, SLG: 0.415 (8, 7)		2-2 2B		0-3 K 1B G6-4-3 2-3	0-1 FC4-6 1-2f		2-3 K	4-2 HR BB		4 1 1 0 1 2 5																	
Damion Easley, R (1, 10) OBP: 0.397, SLG: 0.593		0-2 P6		2-1 G6-4-3 1-2 3-H	1-0 P6		3-2 1B 2B	0-0 HR 1-H		5 2 2 3 0 0 2																	
Alex Gonzalez, R (1, 6) OBP: 0.260, SLG: 0.396		1-3 K		0-2 G3 1B 2-3	0-0 HR		0-0 1B 2-3 1B	0-0 G5-3		5 1 3 1 0 1 1																	
Mike Redmond, R (1, 2) OBP: 0.330, SLG: 0.369			0-0 L6	3-1 G3 1-2	2-3 K		2-3 1B 1-3 3-H			4 0 1 1 0 1 2																	
Abraham Nunez, S (1, 7) OBP: 0.327, SLG: 0.372			2-1 HR	2-3 K	2-0 G3		2-3 K			3 1 1 1 0 1 2																	
Hee-Seop Choi, L (8, PH) OBP: 0.379, SLG: 0.541 (8, 3)										1 0 0 0 0 1 1																	
<b>Inning Stats</b>	R: 0 E: 0 K: 0 S: 6	H: 1 LOB: 0 BB: 0 P: 12	R: 0 E: 0 K: 1 S: 12	H: 1 LOB: 1 BB: 0 P: 15	R: 1 E: 0 K: 0 S: 9	H: 1 LOB: 1 BB: 1 P: 18	R: 1 E: 1 K: 2 S: 16	H: 1 LOB: 2 BB: 0 P: 25	R: 0 E: 0 K: 0 S: 8	H: 1 LOB: 2 BB: 1 P: 14	R: 1 E: 0 K: 1 S: 7	H: 1 LOB: 0 BB: 0 P: 12	R: 0 E: 0 K: 1 S: 12	H: 1 LOB: 2 BB: 2 P: 24	R: 1 E: 0 K: 1 S: 13	H: 3 LOB: 1 BB: 0 P: 19	R: 3 E: 0 K: 1 S: 12	H: 2 LOB: 0 BB: 1 P: 17	1B: 6 2B: 2 3B: 0 HR: 4	SF: 0 SAC: 0 DP: 2 HBP: 0	WP: 1 PB: 0 SB: 0 CS: 0	PA: 43					
<b>PITCHER</b>	IP WLS BF H R ER SO BB IBB HBP BLK WP HR S P ERA WHIP																										
31 Cliff Lee, L (1, 1) ERA: 3.25	6.0		29	7	3	2	4	3	0	0	0	1	2	64	106	3.00	1.667										
59 Matt Miller, R (7, 1) ERA: 1.86	1.0		3	0	0	0	1	1	0	0	0	0	0	6	14	0.00	1.000										
63 Rafael Betancourt, R (8, 1) ERA: 3.99	0.1	B	3	3	1	1	0	0	0	0	0	0	0	6	9	27.00	9.000										
Cliff Bartosh, L (8, 1) ERA: 7.11	0.2		2	0	0	0	1	0	0	0	0	0	0	7	10	0.00	0.000										
Jose Jimenez, R (9, 1) ERA: 7.61	1.0	L	6	2	3	3	1	1	0	0	0	0	2	12	17	27.00	3.000										

Florida Marlins @ Cleveland Indians  
 Jacobs Field, Cleveland, OH  
 Tue Jun 08 2004, 7:05 PM EDT  
 Att. 21,252 - Cloudy - 88 F

livebaseballscorecards.com

AB 38  
 R 7  
 H 12  
 RBI 7  
 BB 5  
 SO 7  
 LOB 20



BOTTOM

Florida Marlins @ Cleveland Indians  
Jacobs Field, Cleveland, OH  
Tue Jun 08 2004, 7:05 PM EDT  
Att. 21,252 - Cloudy - 88 F

livebaseballscorecards.com

AB 35  
R 5  
H 11  
RBI 3  
BB 4  
SO 10  
LOB 23



WP: 0 PA: 43  
PB: 0  
SB: 3  
CS: 1

AB R H RBI BB SO LOB

5 1 1 0 0 1 5

3 0 2 2 0 1 0

4 1 1 0 1 2 6

5 1 3 1 0 1 1

4 0 1 0 1 0 1

4 0 0 0 0 1 4

2 0 1 0 0 1 1

2 0 0 0 0 2 1

3 1 1 0 1 1 1

3 1 1 0 1 0 3

0 0 0 0 0 0 0

1B: 9 SF: 0  
2B: 3 SAC: 1  
3B: 0 DP: 1  
HR: 0 HBP: 2

1B: 9 SF: 0  
2B: 3 SAC: 1  
3B: 0 DP: 1  
HR: 0 HBP: 2

1B: 9 SF: 0  
2B: 3 SAC: 1  
3B: 0 DP: 1  
HR: 0 HBP: 2

Batter	1	2	3	4	5	6	7	8	9
Ronnie Belliard, R OBP: 0.389, SLG: 0.408 (1, 4)	1-1 G6-3	1-0 F3		2-3 K			2-1 SH1-4 41 1B	3-2 F8	
Omar Vizquel, S OBP: 0.379, SLG: 0.403 (1, 6)	0-3 K	3-2 HBP		0-0 PO S 1B			1-1 SH1-4	2-1 1B	
Matt Lawton, L OBP: 0.369, SLG: 0.463 (1, 7)	1-0 41 1B E 1B	3-1 F8		1-0 PO 1-3	4-2 41 CS S BB		1-3 K	3-2 K	
41 Victor Martinez, S OBP: 0.366, SLG: 0.537 (1, 2)	0-0 E 1B		0-0 2B		1 SAFE 1 SAFE 1 SAFE 1-3 K		2-2 1B	1-1 F8	
Casey Blake, R OBP: 0.370, SLG: 0.439 (1, 5)	1-1 E2 1B		2-2 G5-3		3-3 G6-3		4-0 IBB	1-2 F9	
48 Travis Hafner, L OBP: 0.392, SLG: 0.545 (1, 10)	2-3 K		1-0 G1-3			3-1 HBP	0-1 F8	3-2 G3-1	
Lou Merloni, R OBP: 0.337, SLG: 0.337 (6, PH) Ben Broussard, L OBP: 0.348, SLG: 0.324 (7, 3)		2-2 FC1-5 1B	1-3 K			1-3 K		3-3 K	
Alex Escobar, R OBP: 0.324, SLG: 0.315 (1, 9)		3-2 HBP FC1-5 1B		3-2 G4-3		3-3 K		4-2 F8 BB 1B BB	
Coco Crisp, S OBP: 0.275, SLG: 0.340 Jody Gerut, L OBP: 0.363, SLG: 0.430 (9, 8)		1-1 FC1-5 HBP		3-1 S 1B 2B		0-1 G3		4-2 1B BB	

Inning Stats	R: 2	H: 3	E: 1	LOB: 1	K: 2	BB: 0	S: 12	R: 0	H: 1	E: 0	LOB: 1	K: 1	BB: 0	S: 9	R: 1	H: 2	E: 0	LOB: 0	K: 1	BB: 1	S: 8	R: 0	H: 0	E: 0	LOB: 0	K: 1	BB: 1	S: 11	R: 1	H: 2	E: 0	LOB: 2	K: 1	BB: 1	S: 12	R: 1	H: 1	E: 0	LOB: 2	K: 2	BB: 2	S: 17	R: 0	H: 0	E: 0	LOB: 0	K: 0	BB: 0	S: 9	1B: 9	2B: 3	3B: 0	HR: 0	SF: 0	SAC: 1	DP: 1	HBP: 2
--------------	------	------	------	--------	------	-------	-------	------	------	------	--------	------	-------	------	------	------	------	--------	------	-------	------	------	------	------	--------	------	-------	-------	------	------	------	--------	------	-------	-------	------	------	------	--------	------	-------	-------	------	------	------	--------	------	-------	------	-------	-------	-------	-------	-------	--------	-------	--------

PITCHER	IP	WLS	BF	H	R	ER	SO	BB	IBB	HBP	BLK	WP	HR	S	P	ERA	WHIP
Dontrelle Willis, L ERA: 3.5 (1, 1)	5.0		24	8	3	1	5	1	0	0	0	0	0	58	101	1.80	1.800
Toby Borland, R ERA: 4.26 (6, 1)	1.1		5	1	1	1	2	0	0	0	0	0	0	14	21	6.75	0.750
Matt Perisho, L ERA: 2.53 (7, 1)	1.0		7	1	1	1	2	2	1	0	0	0	0	17	35	9.00	3.000
40 Nate Bump, R ERA: 4.89 (8, 1)	0.2	W	3	1	0	0	1	0	0	0	0	0	0	8	16	0.00	1.500
Armando Benitez, R ERA: 0.55 (9, 1)	1.0	S	3	0	0	0	0	0	0	0	0	0	0	9	14	0.00	0.000

Batter	1	2	3	4	5	6	7	8	9	AB R H RBI BB SO LOB	TOP	
Juan Pierre, L (1, 8) OBP: 0.360, SLG: 0.378	2-2 G6-3		2-2 G1-3			2-1 G5-3		1-0 G4-3		4 0 0 0 0 0 0	<b>Florida Marlins @ Cleveland Indians</b> Jacobs Field, Cleveland, OH Wed Jun 09 2004, 7:05 PM EDT Att. 17,072 - Overcast - 75 F	
Luis Castillo, S (1, 4) Mike Mordecai, R (6, 4) OBP: 0.344, SLG: 0.345 OBP: 0.229, SLG: 0.235	0-1 G4-3		3-2 FC1-5-6 2B			2-2 P4		1-1 G6-3	3 0 1 0 0 0 0 1 0 0 0 0 0 0			
Mike Lowell, R (1, 10) OBP: 0.407, SLG: 0.609	1-0 G6-3		0-3 K			2-0 F9		2-2 F9	4 0 0 0 0 1 1			
Miguel Cabrera, R (1, 9) Abraham Nunez, S (7, 9) OBP: 0.363, SLG: 0.559 OBP: 0.320, SLG: 0.364		0-0 G3-1	0-1 FC1-5-6 WP			2-2 HR		1-3 K	3 1 1 1 0 0 1 1 0 0 0 0 1 0			
Hee-Seop Choi, L (1, 3) OBP: 0.383, SLG: 0.550		1-1 2B	2-3 K		3-3 SAFE 1-2 K	0-0 G5-4-3 1B			3 0 2 0 0 1 1			
Damion Easley, R (1, 5) OBP: 0.380, SLG: 0.565		2-3 K			1-1 G4-3	0-0 G5-4-3			3 0 0 0 0 1 2			
Jeff Conine, R (1, 7) Lenny Harris, L (6, 7) OBP: 0.335, SLG: 0.416 OBP: 0.242, SLG: 0.273		2-2 G6-3			0-0 1B	2-2 L8			2 0 1 0 0 0 1 1 0 0 0 0 0 0			
Alex Gonzalez, R (1, 6) OBP: 0.261, SLG: 0.395			1-0 G3		3-1 SAFE L7	2-0 20 G4-6-3 1B			3 0 1 0 0 0 1			
Mike Redmond, R (1, 2) 20 Matt Treanor, R (6, 2) OBP: 0.325, SLG: 0.362 OBP: 0.333, SLG: 0.250			2-3 K		1-0 G4-3	2-2 G4-6-3			2 0 0 0 0 1 1 1 0 0 0 0 0 1			
<b>Inning Stats</b>	R: 0 H: 0 E: 0 LOB: 0 K: 0 BB: 0 S: 6 P: 9	R: 0 H: 1 E: 0 LOB: 1 K: 1 BB: 0 S: 9 P: 14	R: 0 H: 0 E: 0 LOB: 0 K: 1 BB: 0 S: 7 P: 12	R: 0 H: 1 E: 0 LOB: 1 K: 2 BB: 0 S: 12 P: 18	R: 0 H: 1 E: 0 LOB: 1 K: 0 BB: 0 S: 6 P: 11	R: 0 H: 0 E: 0 LOB: 0 K: 0 BB: 0 S: 6 P: 12	R: 1 H: 2 E: 0 LOB: 0 K: 0 BB: 0 S: 11 P: 15	R: 0 H: 1 E: 0 LOB: 0 K: 0 BB: 0 S: 5 P: 10	R: 0 H: 0 E: 0 LOB: 0 K: 1 BB: 0 S: 11 P: 15	1B: 3 SF: 0 2B: 2 SAC: 0 3B: 0 DP: 2 HR: 1 HBP: 0		WP: 1 PA: 31 PB: 0 SB: 0 CS: 0
<b>PITCHER</b> 37 Jake Westbrook, R (1, 1) ERA: 3.06 Lou Pote, R (9, 1) ERA: 9.0	IP WLS BF H R ER SO BB IBB HBP BLK WP HR S P ERA WHIP	8.0 W 28 6 1 1 4 0 0 0 0 1 1 62 101 1.12 0.750	1.0 3 0 0 0 1 0 0 0 0 0 0 11 15 0.00 0.000									<b>PITCHER</b> IP WLS BF H R ER SO BB IBB HBP BLK WP HR S P ERA WHIP

livebaseballscorecards.com

<b>AB</b>	<b>31</b>
<b>R</b>	<b>1</b>
<b>H</b>	<b>6</b>
<b>RBI</b>	<b>1</b>
<b>BB</b>	<b>0</b>
<b>SO</b>	<b>5</b>
<b>LOB</b>	<b>9</b>





Batter	1	2	3	4	5	6	7	8	9
<b>Matt Lawton, L</b> OBP: 0.390, SLG: 0.466 (1, 7) C B X	1-2 G4-3 ①		0-0 SH2-3 1B 2B	0-1 CS 1B		1-1 G4-3 ①		0-2 FC6-4 1-2f ②	
<b>Omar Vizquel, S</b> OBP: 0.374, SLG: 0.397 (1, 6) <b>John McDonald, R</b> OBP: 0.138, SLG: 0.107 (7, 6) X	0-0 G4-3 ②		2-1 SH2-3 2-3 ① SAFE SAFE SAFE SAFE	0-3 K 1-2 ② ③		1-3 K ②		0-0 G5-3 ③	
<b>Jody Gerut, L</b> OBP: 0.369, SLG: 0.436 (1, 9) B F X	1-1 1B ③		1-0 41 1B 48 2B 1B 3-H		2-2 48 1B 41 BB 2B 1B	2-3 K ③			
<b>41 Victor Martinez, S</b> OBP: 0.369, SLG: 0.534 (1, 2) B X	1-0 F7 ③		0-0 48 2B 1B 1-2		4-2 48 1B 2B BB 1-2		0-3 K ①		
<b>48 Travis Hafner, L</b> OBP: 0.399, SLG: 0.553 (1, 10) F B B X		2-1 G4-3 ①	3-2 HR 2B 1-H 2-H		0-0 2B SF8 1B 1-2 2-3		4-2 BB		
<b>Casey Blake, R</b> OBP: 0.373, SLG: 0.457 (1, 5) B X		1-0 2B 1B	2-1 HR 2-H		3-3 K ①		0-1 P5 ②		
<b>Ben Broussard, L</b> OBP: 0.351, SLG: 0.343 (1, 3) C X		0-1 2B 1-3	3-3 K ②		3-2 SF8 2B 1-3 2-H 3-H		2-3 K ③		
<b>Ronnie Belliard, R</b> OBP: 0.391, SLG: 0.409 (1, 4) B B B		4-0 G6-4-3 BB	1-1 G4-3 ③		2-2 SF8 ②		0-2 FC6-4 1B		
<b>Coco Crisp, S</b> OBP: 0.265, SLG: 0.327 (1, 8) X	0-0 G6-4-3 1-2f ② ③			0-0 B2-3 ①	0-3 K ③		0-1 F9 ①		

Inning Stats	R: 0	H: 1	E: 0	LOB: 1	K: 0	BB: 0	S: 7	P: 10
	R: 0	H: 2	E: 0	LOB: 2	K: 0	BB: 1	S: 6	P: 13
	R: 5	H: 5	E: 0	LOB: 0	K: 1	BB: 0	S: 16	P: 28
	R: 0	H: 1	E: 0	LOB: 0	K: 1	BB: 0	S: 7	P: 7
	R: 3	H: 3	E: 0	LOB: 1	K: 2	BB: 1	S: 24	P: 38
	R: 0	H: 0	E: 0	LOB: 0	K: 2	BB: 0	S: 8	P: 12
	R: 0	H: 0	E: 0	LOB: 1	K: 2	BB: 1	S: 12	P: 18
	R: 0	H: 1	E: 1	LOB: 1	K: 0	BB: 0	S: 9	P: 9
	R: 4	H: 0	E: 0	LOB: 0	K: 0	BB: 0	S: 1	P: 5

PITCHER	IP	WLS	BF	H	R	ER	SO	BB	IBB	HBP	BLK	WP	HR	S	P	ERA	WHIP
<b>A.J. Burnett, R</b> ERA: 10.8 (1, 1)	4.1	L	25	12	8	8	3	2	0	0	0	0	1	52	86	16.61	3.231
<b>Ben Howard, R</b> ERA: 10.38 (5, 1)	1.2		5	0	0	0	3	0	0	0	0	0	0	16	22	0.00	0.000
<b>Darren Oliver, L</b> ERA: 6.94 (7, 1)	2.0		8	1	0	0	2	1	0	0	0	0	0	21	27	0.00	1.000

AB R H RBI BB SO LOB

5	1	2	0	0	0	1
3	0	0	0	0	2	1
1	0	0	0	0	0	1
4	2	3	1	0	1	0
3	2	1	0	1	1	1
3	2	2	2	1	0	0
4	1	2	2	0	1	4
4	0	2	2	0	2	1
2	0	1	1	1	0	0
4	0	0	0	0	1	5

AB	33
R	8
H	13
RBI	8
BB	3
SO	8
LOB	14



**Florida Marlins @ Cleveland Indians**  
 Jacobs Field, Cleveland, OH  
 Wed Jun 09 2004, 7:05 PM EDT  
 Att: 17,072 - Overcast - 75 F

livebaseballscores.com

AB	33
R	8
H	13
RBI	8
BB	3
SO	8
LOB	14

WP	0	PA	38
PB	0		
SB	0		
CS	1		

Batter	1	2	3	4	5	6	7	8	9	AB R H RBI BB SO LOB	TOP											
Juan Pierre, L (1, 8) OBP: 0.360, SLG: 0.380	1-0 B2-3	2-0 F7			4-0 1B BB	2-0 L8		0-1 2B		4 0 1 1 1 0 2	<b>Florida Marlins @ Cleveland Indians</b> Jacobs Field, Cleveland, OH Thu Jun 10 2004, 7:05 PM EDT Att. 19,113 - Overcast - 66 F											
Luis Castillo, S (1, 4) OBP: 0.357, SLG: 0.354	4-0 E BB		1-0 S 1B		1-2 FC6-4 1B		3-2 1B	4-2 BB		3 0 3 0 2 0 0												
Mike Lowell, R (1, 5) OBP: 0.399, SLG: 0.596	1-2 E5 1-3		1-1 F7 1-2		1-0 F8		0-1 F9	2-1 G5-3		5 0 0 0 0 0 8												
Miguel Cabrera, R (1, 9) OBP: 0.355, SLG: 0.546 Abraham Nunez, S (9, 9) OBP: 0.320, SLG: 0.364	1-3 K		0-1 F8		1-1 FC6-4 1-2f		0-3 K	G5-3		5 0 0 0 0 2 6 0 0 0 0 0 0 0												
Hee-Seop Choi, L (1, 3) OBP: 0.379, SLG: 0.537	2-3 K		2-3 K			0-0 F8	3-1 F8	4-2 BB		4 0 0 0 1 2 4												
Jeff Conine, R (1, 7) OBP: 0.332, SLG: 0.410		1-2 G4-3		0-0 P4		3-2 E3 G6-3 HR 1B	2-2 F9	0-3 K		5 1 1 0 0 1 1												
Lenny Harris, L (1, 10) OBP: 0.263, SLG: 0.289		3-1 L9		3-1 G6-4-3 1B		0-1 G6-3	0-1 1B 2B 1B	0-3 K		5 1 2 0 0 1 2												
Alex Gonzalez, R (1, 6) OBP: 0.266, SLG: 0.412		3-2 2B 1B		1-1 G6-4-3 1-2f		1-0 HR	1-3 K			4 2 2 2 0 1 2												
Mike Redmond, R (1, 2) OBP: 0.339, SLG: 0.394		0-0 2B			0-2 G5-3	0-1 2B	1-0 2B 1B			4 0 3 1 0 0 0												
<b>Inning Stats</b>	R: 0 E: 1 K: 2 S: 10	H: 0 LOB: 2 BB: 1 P: 19	R: 1 E: 0 K: 0 S: 13	H: 2 LOB: 1 BB: 0 P: 22	R: 0 E: 0 K: 1 S: 9	H: 1 LOB: 1 BB: 0 P: 13	R: 0 E: 0 K: 0 S: 5	H: 1 LOB: 0 BB: 0 P: 9	R: 0 E: 0 K: 0 S: 9	H: 1 LOB: 2 BB: 1 P: 16	R: 2 E: 1 K: 0 S: 10	H: 3 LOB: 1 BB: 0 P: 16	R: 0 E: 0 K: 1 S: 10	H: 1 LOB: 1 BB: 0 P: 16	R: 1 E: 0 K: 1 S: 18	H: 3 LOB: 3 BB: 1 P: 28	R: 0 E: 0 K: 2 S: 11	H: 0 LOB: 1 BB: 1 P: 16	1B: 8 2B: 3 3B: 0 HR: 1	SF: 0 SAC: 0 DP: 1 HBP: 0	WP: 0 PB: 0 SB: 1 CS: 0	PA: 43
<b>PITCHER</b>	IP WLS BF H R ER SO BB IBB HBP BLK WP HR S P ERA WHIP																					
Jason Davis, R (1, 1) ERA: 5.18	7.0 L 32 9 3 3 4 2 0 0 0 0 0 1 66 111 3.86 1.571																					
Rick White, R (8, 1) ERA: 3.47	0.2 4 2 1 1 1 0 0 0 0 0 0 0 12 16 13.50 3.000																					
Cliff Bartosh, L (8, 1) ERA: 7.11	0.0 2 1 0 0 0 1 0 0 0 0 0 0 4 8 ∞ ∞																					
David Riske, R (8, 1) ERA: 6.48	1.1 5 0 0 0 0 2 1 0 0 0 0 0 13 20 0.00 0.750																					

livebaseballscorecards.com

<b>AB</b>	39
<b>R</b>	4
<b>H</b>	12
<b>RBI</b>	4
<b>BB</b>	4
<b>SO</b>	7
<b>LOB</b>	25



Batter	1	2	3	4	5	6	7	8	9	AB R H RBI BB SO LOB
<b>Matt Lawton, L</b> (1, 7) OBP: 0.387, SLG: 0.462	3-2 ①		3-2 ①			X 0-0 ①		B C C B X 2-1 ③		4 0 1 0 0 0 0
<b>Omar Vizquel, S</b> (1, 6) OBP: 0.368, SLG: 0.390	1-1 ②		1 SAFE 1-0 ③			C B F X 1-2 ②		X 0-0 ①		4 0 0 0 0 0 1
<b>Jody Gerut, L</b> (1, 8) OBP: 0.364, SLG: 0.428	1-1 ③				C C C B 1-3 ①	X 0-0 ③		C C F X 0-2 ②		4 0 0 0 0 1 0
<b>41 Victor Martinez, S</b> (1, 2) OBP: 0.376, SLG: 0.557 <b>Tim Laker, R</b> (9, PR) OBP: 0.261, SLG: 0.317		B B B B X 3-1 ①		X B B B C 1-2 ②			C B C B B B 4-2 ①	X 0-0 ③		3 1 2 1 1 0 0 0 0 0 0 0 0 0
<b>48 Travis Hafner, L</b> (1, 10) OBP: 0.396, SLG: 0.546		B B C X 1-1 ①		B B C X 1-1 ①			B B B B X 3-0 ①	C X 0-1 ③		4 0 1 0 0 0 2
<b>Casey Blake, R</b> (1, 5) OBP: 0.367, SLG: 0.449		C C C B 0-3 ②		S B B F 2-3 ③			C B C B B 1-3 ②			3 0 0 0 0 3 2
<b>Ben Broussard, L</b> (1, 3) OBP: 0.345, SLG: 0.336		B B C X 2-2 ③			B F F S 1-3 ①		B B C B B 2-3 ③			3 0 0 0 0 2 1
<b>Ronnie Belliard, R</b> (1, 4) OBP: 0.386, SLG: 0.404			B C X 1-1 ①		C B B B X 2-1 ②		C C C B 0-3 ①			3 0 0 0 0 1 0
<b>Alex Escobar, R</b> (1, 9) OBP: 0.318, SLG: 0.309			B X 1-0 ②		X 0-0 ③		B C C B X 1-2 ②			3 0 0 0 0 0 0

Inning Stats	R: 0	H: 0	E: 0	K: 0	S: 7	R: 1	H: 1	E: 0	K: 1	S: 10	R: 0	H: 1	E: 0	K: 0	S: 7	R: 0	H: 1	E: 0	K: 2	S: 12	R: 0	H: 0	E: 0	K: 1	S: 6	R: 0	H: 0	E: 0	K: 0	S: 5	R: 0	H: 0	E: 0	K: 2	S: 10	R: 0	H: 0	E: 0	K: 1	S: 8	R: 0	H: 1	E: 0	K: 0	S: 7	1B: 2	2B: 1	3B: 0	HR: 1	SF: 0	SAC: 0	DP: 0	HBP: 0	WP: 0	PB: 0	SB: 0	CS: 0																			
<b>PITCHER</b>	IP	WLS	BF	H	R	ER	SO	BB	IBB	HBP	BLK	WP	HR	S	P	ERA	WHIP																	<b>PITCHER</b>	IP	WLS	BF	H	R	ER	SO	BB	IBB	HBP	BLK	WP	HR	S	P	ERA	WHIP																									
<b>Carl Pavano, R</b> (1, 1) ERA: 3.1	8.2	W	31	4	1	1	7	1	0	0	0	0	1	70	109	1.04	0.577																																																											
<b>Armando Benitez, R</b> (9, 1) ERA: 0.54	0.1	S	1	0	0	0	0	0	0	0	0	0	0	2	2	0.00	0.000																																																											

**BOTTOM**

**Florida Marlins @ Cleveland Indians**  
Jacobs Field, Cleveland, OH

Thu Jun 10 2004, 7:05 PM EDT  
Att: 19,113 - Overcast - 66 F

[livebaseballscorecards.com](http://livebaseballscorecards.com)

<b>AB</b>	<b>31</b>
<b>R</b>	<b>1</b>
<b>H</b>	<b>4</b>
<b>RBI</b>	<b>1</b>
<b>BB</b>	<b>1</b>
<b>SO</b>	<b>7</b>
<b>LOB</b>	<b>6</b>



WP: 0	PA: 32
PB: 0	SB: 0
CS: 0	

Batter	1	2	3	4	5	6	7	8	9	10	11	AB R H RBI BB SO LOB	TOP														
<b>6 Ryan Freel, R</b> OBP: 0.344, SLG: 0.339 (1, 8)	4-2 L4-6 E BB	1-1 G6-3		4-0 1-2 BB		0-1 F9		4-1 CS BB			1-0 1B	3 0 1 0 3 0 1															
<b>Jason LaRue, R</b> OBP: 0.322, SLG: 0.309 (1, 2)	3-3 SAFE 1-2 K		1-3 K	1-3 K		1-1 F8		2-0 CS 1-2	1-0 G1-6-3 1B		2-3 K	6 0 1 0 0 4 4															
<b>Sean Casey, L</b> OBP: 0.413, SLG: 0.612 (1, 3)	0-1 L4-6 2-2		1-1 1B	3-1 F9		1-1 F9			0-0 G1-6-3 1-2f			5 0 1 0 0 0 4															
<b>Ken Griffey Jr., L</b> OBP: 0.363, SLG: 0.565 (1, 10)		2-2 F7	1-0 BB 1B		1-0 E 2B	2-0 G4-3 2B			2-0 G4-3			5 1 3 0 0 0 0															
<b>D'Angelo Jimenez, S</b> OBP: 0.361, SLG: 0.359 (1, 4)		4-2 1B BB	4-0 1-2 BB		1-2 E5 SF7	2-0 G4-3			0-2 F7			3 2 0 0 2 0 2															
<b>Adam Dunn, L</b> OBP: 0.426, SLG: 0.581 (1, 7)		1-2 1B 2B 1B	2-3 K		1-2 P3	4-1 BB			3-3 K			4 1 1 0 1 2 5															
<b>Brandon Larson, R</b> OBP: 0.303, SLG: 0.356 (1, 5)		2-3 K	0-3 K		2-1 SF7	2-2 G1-3			1-3 K			4 0 0 1 0 3 7															
<b>Wily Mo Peña, R</b> OBP: 0.307, SLG: 0.451 (1, 9)		2-2 2B 1B		0-3 K	0-2 L6			1-2 F8			2-3 K	5 1 1 1 0 2 0															
<b>Felipe Lopez, S</b> OBP: 0.172, SLG: 0.241 (1, 6)		2-1 2B		2-1 6 BB 1B		0-2 G5-3		2-3 K			3-3 K	5 0 2 2 0 2 0															
<b>Inning Stats</b>	R: 0 E: 1 K: 1 S: 9	H: 0 LOB: 0 BB: 1 P: 16	R: 3 E: 0 K: 1 S: 20	H: 3 LOB: 1 BB: 1 P: 34	R: 0 E: 0 K: 3 S: 12	H: 2 LOB: 3 BB: 1 P: 21	R: 0 E: 0 K: 2 S: 11	H: 1 LOB: 2 BB: 1 P: 21	R: 2 E: 1 K: 0 S: 13	H: 1 LOB: 0 BB: 0 P: 18	R: 0 E: 0 K: 0 S: 7	H: 0 LOB: 0 BB: 0 P: 8	R: 0 E: 0 K: 0 S: 8	H: 1 LOB: 2 BB: 1 P: 19	R: 0 E: 0 K: 1 S: 7	H: 0 LOB: 0 BB: 1 P: 16	R: 0 E: 0 K: 0 S: 3	H: 1 LOB: 0 BB: 0 P: 6	R: 0 E: 0 K: 2 S: 9	H: 0 LOB: 0 BB: 0 P: 13	R: 0 E: 0 K: 3 S: 10	H: 1 LOB: 1 BB: 0 P: 18	1B: 7 2B: 4 3B: 0 HR: 0	SF: 1 SAC: 0 DP: 2 HBP: 0	WP: 0 PB: 0 SB: 2 CS: 1	PA: 48	
<b>PITCHER</b>	IP	WLS	BF	H	R	ER	SO	BB	IBB	HBP	BLK	WP	HR	S	P	ERA	WHIP										
<b>CC Sabathia, L</b> ERA: 3.14 (1, 1)	5.0		26	7	5	3	7	4	0	0	0	0	0	65	110	5.40	2.200										
<b>Rick White, R</b> ERA: 3.33 (6, 1)	1.0		3	0	0	0	0	0	0	0	0	0	0	7	8	0.00	0.000										
<b>Cliff Bartosh, L</b> ERA: 6.43 (7, 1)	0.2		4	1	0	0	0	1	0	0	0	0	0	5	14	0.00	3.000										
<b>59 Matt Miller, R</b> ERA: 1.64 (7, 1)	1.1		4	0	0	0	1	1	0	0	0	0	0	10	21	0.00	0.750										
<b>Jose Jimenez, R</b> ERA: 7.3 (9, 1)	1.0		3	1	0	0	0	0	0	0	0	0	0	3	6	0.00	1.000										
<b>PITCHER</b>	IP	WLS	BF	H	R	ER	SO	BB	IBB	HBP	BLK	WP	HR	S	P	ERA	WHIP										
<b>David Riske, R</b> ERA: 6.0 (10, 1)	2.0		7	1	0	0	5	0	0	0	0	0	0	19	31	0.00	0.500										

**Cincinnati Reds @ Cleveland Indians**  
**Jacobs Field, Cleveland, OH**  
 Fri Jun 11 2004, 7:05 PM EDT  
 Att: 27,308 - Cloudy - 63 F

[livebaseballscorecards.com](http://livebaseballscorecards.com)

<b>AB</b>	<b>40</b>
<b>R</b>	<b>5</b>
<b>H</b>	<b>10</b>
<b>RBI</b>	<b>4</b>
<b>BB</b>	<b>6</b>
<b>SO</b>	<b>13</b>
<b>LOB</b>	<b>23</b>



Batter	1	2	3	4	5	6	7	8	9	10	11	AB R H RBI BB SO LOB	BOTTOM														
<b>Matt Lawton, L</b> OBP: 0.390, SLG: 0.461 (1, 7)	4-2 CS SF9 BB		0-2 G4-3 2-3		2-2 SH1-3 1B	2-2 G5-3		1-1 G4-2-3 SH 1B		0-0 G3-6-3 1-2f		5 1 2 0 1 0 4	<b>Cincinnati Reds @ Cleveland Indians</b> Jacobs Field, Cleveland, OH Fri Jun 11 2004, 7:05 PM EDT Att: 27,308 - Cloudy - 63 F														
<b>Omar Vizquel, S</b> OBP: 0.362, SLG: 0.382 (1, 6)	2-3 K2 1-3		3-3 K 2		0-1 SH1-3 1-2 2-3		0-1 F9 1	0-0 SH G4-2-3 1-2 2-3		3-2 G4-3 1		4 0 0 0 0 2 2															
<b>Jody Gerut, L</b> OBP: 0.355, SLG: 0.419 (1, 9)	0-1 SF9 3-H		0-1 F7 3		0-2 L3 2		1-1 G4-3 2	1-0 G4-2-3 1-2 2-3 3-Hf		2-3 K 2		5 0 0 1 0 1 6															
<b>Casey Blake, R</b> OBP: 0.367, SLG: 0.443 (1, 5)	1-1 F7 3			2-2 F8 1	1-3 K 3		4-2 48 HBP 2B BB	3-3 K 3		2-0 BB 48 WP BB 1B		5 2 1 0 1 2 4															
<b>48 Travis Hafner, L</b> OBP: 0.404, SLG: 0.543 (1, 10)		3-2 1B		4-1 1B BB		3-3 K 1	2-0 2B HBP		0-2 G1-3 1	4-2 BB BB 1-2 BB		3 2 1 0 2 1 0															
<b>Ronnie Belliard, R</b> OBP: 0.393, SLG: 0.413 (1, 4)		0-2 F8 1		1-1 1B 1-2 1B		1-1 G6-3 1B 1B	0-1 1-H 2-H 2B		1-2 G4-3 2	4-0 BB 1-2 2-3 BB		5 1 3 2 1 0 1															
<b>Ben Broussard, L</b> OBP: 0.352, SLG: 0.336 <b>Lou Merloni, R</b> OBP: 0.343, SLG: 0.337 (11, PH)		1-0 F7 2		1-0 G5-4-3 1B 1-3 2-H		2-2 1B G6-3 1-2 HBP	4-0 IBB		2-1 G3 3	4-2 BB 1-2 2-3 3-H BB		3 0 1 1 1 0 1 0 0 0 1 1 0 0															
<b>Tim Laker, R</b> OBP: 0.235, SLG: 0.283 (1, 2)		2-2 G1-3 3		1-0 G5-4-3 1B 1-2f		1-0 G6-3 2 X	0-0 F7 3			2-3 K 1		5 0 0 0 0 1 7															
<b>Coco Crisp, S</b> OBP: 0.297, SLG: 0.360 (1, 8)			2-2 G4-3 2B		1-2 SH1-3 1B	1-1 1B 2-3 1B		2-2 SH G4-2-3 1B		4-2 G3-6-3 BB		4 0 4 1 1 0 0															
<b>Inning Stats</b>	R: 1 E: 0 K: 1 S: 10	H: 0 LOB: 0 BB: 1 P: 17	R: 0 E: 0 K: 0 S: 11	H: 1 LOB: 1 BB: 0 P: 17	R: 0 E: 0 K: 1 S: 13	H: 1 LOB: 1 BB: 0 P: 18	R: 1 E: 0 K: 1 S: 8	H: 2 LOB: 1 BB: 1 P: 17	R: 0 E: 0 K: 1 S: 15	H: 2 LOB: 2 BB: 0 P: 19	R: 1 E: 0 K: 1 S: 13	H: 2 LOB: 2 BB: 0 P: 23		R: 2 E: 0 K: 0 S: 10	H: 1 LOB: 2 BB: 2 P: 21	R: 0 E: 1 K: 1 S: 10	H: 2 LOB: 2 BB: 0 P: 17	R: 0 E: 0 K: 0 S: 8	H: 0 LOB: 0 BB: 0 P: 11	R: 0 E: 0 K: 1 S: 8	H: 0 LOB: 0 BB: 1 P: 14	R: 1 E: 0 K: 1 S: 12	H: 1 LOB: 3 BB: 3 P: 31	1B: 10 2B: 2 3B: 0 HR: 0	SF: 1 SAC: 2 DP: 3 HBP: 2	WP: 1 PB: 0 SB: 0 CS: 1	PA: 52
<b>PITCHER</b>	IP WLS BF H R ER SO BB IBB HBP BLK WP HR S P ERA WHIP														IP WLS BF H R ER SO BB IBB HBP BLK WP HR S P ERA WHIP												
<b>Paul Wilson, R</b> ERA: 3.18 <b>Mike Matthews, L</b> ERA: 3.38 <b>John Riedling, R</b> ERA: 3.03 <b>Todd Jones, R</b> ERA: 3.79 <b>Phil Norton, L</b> ERA: 4.3	(1, 1) (6, 1) (7, 1) (9, 1) (11, 1)	5.2 1.0 1.1 2.0 0.2	L H B L	27 5 8 6 6	8 0 3 0 1	3 2 0 0 1	4 0 1 1 1	2 1 0 0 0	0 1 1 0 0	0 0 0 0 0	0 0 0 0 0	0 1 1 1 3	0 0 0 0 0	0 0 0 0 0	0 0 0 0 1	67 10 13 16 12	106 19 24 25 31	3.18 18.00 0.00 0.00 13.50	1.765 1.000 2.250 0.500 6.000								

livebaseballscores.com

AB	39
R	6
H	12
RBI	6
BB	8
SO	7
LOB	25



Batter	1	2	3	4	5	6	7	8	9	AB	R	H	RBI	BB	SO	LOB	TOP										
6 Ryan Freel, R OBP: 0.346, SLG: 0.333 (1, 9)	1-2 P3		4-0 FC3-6 BB	1-0 F9		4-2 G3 S BB		3-2 P5		3	0	0	0	2	0	0											
Felipe Lopez, S OBP: 0.147, SLG: 0.206 (1, 6)	1-1 F9		0-3 K		2-0 G4-3	1-2 G3		1-1 F8		5	0	0	0	0	1	2											
Sean Casey, L OBP: 0.412, SLG: 0.610 (1, 3)	1-2 F7		0-1 FC3-6		1-0 BB 1B 2B	4-0 BB			0-1 F7	4	1	1	0	1	0	1											
Ken Griffey Jr., L OBP: 0.360, SLG: 0.555 (1, 8)		1-2 P5	2-2 K		4-0 BB 1B IBB	3-3 K			0-0 G4-3	4	1	0	0	1	2	3											
D'Angelo Jimenez, S OBP: 0.373, SLG: 0.369 (1, 4)		4-0 HBP 1B BB		4-0 PB S HR BB	1-2 2-3 BB				0-1 BB 2B	2	2	2	0	3	0	0											
Adam Dunn, L OBP: 0.429, SLG: 0.587 (1, 7)		2-2 HBP 1B		1 SAFE 2-3 K	1-2 P2				2-1 BB 2B	5	1	3	1	0	1	4											
Jacob Cruz, L OBP: 0.365, SLG: 0.436 (1, 10)		0-3 K		1 SAFE 2-1 F8	0-0 FC5-4 1B				2-1 BB 1B	5	0	2	3	0	2	5											
Tim Hummel, R OBP: 0.220, SLG: 0.237 (9, PR)				1 SAFE 1-2 F8	1-3 2-H 3-H BB 1B				2-H FC5-4 1B	0	0	0	0	0	0	0											
Brandon Larson, R OBP: 0.310, SLG: 0.339 (1, 5)		1-1 HBP		BB 4-0 HR BB	0-1 FC5-4				1-2 FC5-4	3	1	0	0	1	0	5											
Jason LaRue, R OBP: 0.327, SLG: 0.339 (1, 2)		2-2 L7		1-0 HR					0-0 P6	4	1	2	3	0	0	3											
Inning Stats	R: 0 H: 0 E: 0 K: 0 S: 8	H: 0 LOB: 0 BB: 0 P: 11	R: 0 H: 1 E: 0 K: 1 S: 17	H: 1 LOB: 3 BB: 1 P: 27	R: 0 H: 0 E: 0 K: 2 S: 9	H: 0 LOB: 1 BB: 1 P: 15	R: 3 H: 1 E: 0 K: 1 S: 7	H: 1 LOB: 0 BB: 2 P: 21	R: 2 H: 2 E: 0 K: 0 S: 8	H: 2 LOB: 2 BB: 2 P: 20	R: 0 H: 1 E: 0 K: 1 S: 11	H: 1 LOB: 2 BB: 2 P: 25	R: 0 H: 2 E: 0 K: 1 S: 9	H: 2 LOB: 1 BB: 0 P: 13	R: 0 H: 0 E: 0 K: 0 S: 6	H: 0 LOB: 0 BB: 0 P: 10	R: 2 H: 3 E: 0 K: 0 S: 12	H: 3 LOB: 1 BB: 0 P: 17	1B: 6 2B: 3 3B: 0 HR: 1	SF: 0 SAC: 0 DP: 1 HBP: 1	WP: 0 PB: 1 SB: 2 CS: 1	PA: 44					
PITCHER	IP WLS BF H R ER SO BB IBB HBP BLK WP HR S P ERA WHIP	IP WLS BF H R ER SO BB IBB HBP BLK WP HR S P ERA WHIP																									
Scott Elarton, R ERA: 9.71 (1, 1)	5.0		26	4	5	5	4	5	1	1	0	0	1	49	94	9.00	1.800										
Rick White, R ERA: 3.24 (6, 1)	0.2		3	1	0	0	0	1	0	0	0	0	0	8	15	0.00	3.000										
Cliff Bartosh, L ERA: 5.87 (6, 1)	0.2		5	2	0	0	2	1	0	0	0	0	0	11	22	0.00	4.500										
59 Matt Miller, R ERA: 1.54 (7, 1)	0.2		1	0	0	0	0	0	0	0	0	0	0	1	1	0.00	0.000										
63 Rafael Betancourt, R ERA: 3.86 (8, 1)	1.0	W	3	0	0	0	0	0	0	0	0	0	0	6	10	0.00	0.000										
Jose Jimenez, R ERA: 7.71 (9, 1)	1.0	S	6	3	2	2	0	0	0	0	0	0	0	12	17	18.00	3.000										

Cincinnati Reds @ Cleveland Indians  
Jacobs Field, Cleveland, OH  
Sat Jun 12 2004, 7:05 PM EDT  
Att. 42,101 - Unknown - 78 F

AB	35
R	7
H	10
RBI	7
BB	8
SO	6
LOB	23



BOTTOM

Cincinnati Reds @ Cleveland Indians  
Jacobs Field, Cleveland, OH  
Sat Jun 12 2004, 7:05 PM EDT  
Att: 42,101 - Unknown - 78 F

livebaseballscorecards.com

AB 32  
R 8  
H 9  
RBI 8  
BB 3  
SO 4  
LOB 11



WP: 0 PA: 36  
PB: 0  
SB: 1  
CS: 0

AB	R	H	RBI	BB	SO	LOB
4	1	1	1	0	1	1
4	0	1	0	0	0	0
4	0	1	0	0	1	1
3	1	0	0	1	0	1
3	3	2	0	1	0	0
3	2	2	2	1	0	0
4	1	1	0	0	0	3
4	0	1	4	0	1	3
2	0	0	0	0	1	1
0	0	0	1	0	0	0
1	0	0	0	0	0	1
1B: 3	SF: 1					
2B: 6	SAC: 0					
3B: 0	DP: 1					
HR: 1	HBP: 0					

Batter	1	2	3	4	5	6	7	8	9	
<b>Matt Lawton, L</b> (1, 7) OBP: 0.388, SLG: 0.470	2-2 F9			1-2 HR		1-2 F7	2-3 K			
<b>Omar Vizquel, S</b> (1, 6) OBP: 0.360, SLG: 0.380	2-1 G4-3			3-2 F7-4 1B		3-2 G6-3		0-1 P5		
<b>Jody Gerut, L</b> (1, 9) OBP: 0.354, SLG: 0.420	0-3 K			0-0 F7-4 1-2		1-0 2B		1-2 P5		
<b>Casey Blake, R</b> (1, 5) OBP: 0.364, SLG: 0.436				2-2 G6-3		0-1 F9		4-1 1B BB		
<b>48 Travis Hafner, L</b> (1, 10) OBP: 0.410, SLG: 0.556						2-1 2B		4-2 FC4 1B 2B BB		
<b>Ronnie Belliard, R</b> (1, 4) OBP: 0.398, SLG: 0.420						0-0 G6-3 2-H 2B		4-2 FC6-4 1B SF9 BB 1-2 2-H 2B 1B		
<b>Ben Broussard, L</b> (1, 3) OBP: 0.350, SLG: 0.333						1-0 F8		0-0 FC4 2B		
<b>Coco Crisp, S</b> (1, 8) OBP: 0.295, SLG: 0.365						2-1 G6-3		3-2 FC6-4 S 1-2 2-3 3-H 2B		
<b>Sandy Martinez, L</b> (1, 2) <b>Lou Merloni, R</b> (7, PH) <b>Tim Laker, R</b> (8, 2)						3-3 K		0-0 SF9 G6-3		
<b>Inning Stats</b>	R: 0 H: 0 E: 0 K: 8	H: 0 LOB: 0 BB: 0 P: 12	R: 0 H: 0 E: 0 K: 10	H: 0 LOB: 0 BB: 0 P: 13	R: 1 H: 2 E: 0 K: 13	H: 2 LOB: 1 BB: 0 P: 17	R: 1 H: 2 E: 0 K: 9	H: 1 LOB: 1 BB: 0 P: 14	R: 2 H: 2 E: 0 K: 15	H: 2 LOB: 1 BB: 2 P: 27

PITCHER	IP	WLS	BF	H	R	ER	SO	BB	IBB	HBP	BLK	WP	HR	S	P	ERA	WHIP
<b>Todd Van Poppel, R</b> (1, 1) ERA: 4.62	6.0		25	7	4	4	3	1	0	0	0	0	1	62	95	6.00	1.333
<b>Mike Matthews, L</b> (7, 1) ERA: 3.27	0.1	H	1	0	0	0	0	0	0	0	0	0	0	2	3	0.00	0.000
<b>Todd Jones, R</b> (7, 1) ERA: 3.89	1.1	H	5	0	1	1	1	1	0	0	0	0	0	11	18	6.75	0.750
<b>Phil Norton, L</b> (8, 1) ERA: 4.7	0.0	L	1	0	0	0	0	1	0	0	0	0	0	2	6	∞	∞
<b>Danny Graves, R</b> (8, 1) ERA: 3.67	0.1	B	4	2	3	3	0	0	0	0	0	0	0	7	10	81.00	6.000

Batter	1	2	3	4	5	6	7	8	9	AB R H RBI BB SO LOB	TOP										
6 Ryan Freel, R OBP: 0.356, SLG: 0.339 (1, 4)	1-1 BB S HR 1B	4-2 L4-6 BB		4-1 2B 1-2 WP BB		1-1 1B		2-2 F9		3 2 2 0 2 0 0											
D'Angelo Jimenez, S OBP: 0.374, SLG: 0.367 (1, 6) Felipe Lopez, S OBP: 0.162, SLG: 0.194 (2, PR) (2, 6)	1-3 K	4-2 1-2 BB		0-3 K		2-3 K			4-1 G4-3 G3 BB	1 0 0 0 1 1 1 2 0 0 0 1 2 3											
Sean Casey, L OBP: 0.416, SLG: 0.611 (1, 3)	4-0 1-2 BB HR BB	0-1 L4-6 2-2		0-0 WP 1-3 2-H 2B				4-2 FC3-6 2B BB	1-1 G3	3 2 1 1 2 0 4											
Ken Griffey Jr., L OBP: 0.364, SLG: 0.566 (1, 8)	4-2 1-2 2-3 HR BB		2-2 HR	2-1 F9				4-0 FC3-6 1-2 BB	0-0 G4-3	3 2 1 1 2 0 2											
Wily Mo Peña, R OBP: 0.308, SLG: 0.482 (1, 9) Jacob Cruz, L OBP: 0.354, SLG: 0.421 (7, PH) (7, 9)	1-2 1-H 2-H 3-H HR		0-1 F7		2-2 F7			0-0 FC3-6 1-2 2-3 2B	1-1 G4-3	3 1 1 4 0 0 0 2 0 0 0 0 0 3											
Adam Dunn, L OBP: 0.422, SLG: 0.575 (1, 7)	0-3 K		3-2 F8		2-1 F8			0-2 F7		4 0 0 0 0 1 2											
Brandon Larson, R OBP: 0.307, SLG: 0.348 (1, 5)	1-2 G5-3		2-1 G5-3		1-3 K			0-0 1-H 3-H 2B		4 0 1 1 0 1 0											
Jason LaRue, R OBP: 0.325, SLG: 0.344 (1, 10)		0-1 F7 2B		1-3 K		0-1 G5-3		0-1 G5-3		4 0 1 0 0 1 0											
Javier Valentin, S OBP: 0.194, SLG: 0.291 (1, 2)		1-1 F7 2-3		0-0 6 BB 2B 1B		3-1 F9		1-1 G4-3		4 1 1 0 0 0 1											
<b>Inning Stats</b>	R: 4 E: 0 K: 2 S: 17	H: 2 LOB: 0 BB: 2 P: 29	R: 0 E: 0 K: 0 S: 12	H: 1 LOB: 2 BB: 2 P: 21	R: 1 E: 0 K: 0 S: 10	H: 1 LOB: 0 BB: 0 P: 17	R: 2 E: 0 K: 2 S: 12	H: 2 LOB: 1 BB: 1 P: 19	R: 0 E: 0 K: 1 S: 8	H: 0 LOB: 0 BB: 0 P: 13	R: 0 E: 0 K: 1 S: 10	H: 1 LOB: 1 BB: 0 P: 15	R: 1 E: 0 K: 0 S: 9	H: 1 LOB: 2 BB: 2 P: 17	R: 0 E: 0 K: 0 S: 8	H: 0 LOB: 0 BB: 0 P: 11	R: 0 E: 0 K: 0 S: 6	H: 0 LOB: 1 BB: 1 P: 12	1B: 3 2B: 4 3B: 0 HR: 2	SF: 0 SAC: 0 DP: 1 HBP: 0	WP: 1 PA: 41 PB: 0 SB: 1 CS: 0
<b>PITCHER</b>	IP WLS BF H R ER SO BB IBB HBP BLK WP HR S P ERA WHIP	3.2 8 21 6 7 7 4 5 0 0 0 0 2 49 82 17.18 3.000	4.1 8 2 1 0 0 2 0 0 0 0 1 0 20 32 0.00 0.429	7.1 0 2 0 1 1 0 2 0 0 0 0 0 4 12 ∞ ∞	7.1 W 3 1 0 0 0 0 0 0 0 0 0 5 5 0.00 1.000	8.1 H 3 0 0 0 0 0 0 0 0 0 0 8 11 0.00 0.000	<b>PITCHER</b>	IP WLS BF H R ER SO BB IBB HBP BLK WP HR S P ERA WHIP	1.0 S 4 0 0 0 0 1 0 0 0 0 0 6 12 0.00 1.000	9.1 S 4 0 0 0 0 1 0 0 0 0 0 6 12 0.00 1.000											

Cincinnati Reds @ Cleveland Indians  
 Jacobs Field, Cleveland, OH  
 Sun Jun 13 2004, 1:05 PM EDT  
 Att. 31,235 - Unknown - 81 F

livebaseballscorecards.com

AB	33
R	8
H	8
RBI	7
BB	8
SO	6
LOB	16





Batter	1	2	3	4	5	6	7	8	9	AB R H RBI BB SO LOB
<b>Matt Lawton, L</b> (1, 7) OBP: 0.396, SLG: 0.485	0-0 L3		4-2 CS BB	4-2 SAFE BB		3-1 HR 1B	3-2 2-H HR			3 2 2 2 2 0 0
<b>Omar Vizquel, S</b> (1, 6) OBP: 0.361, SLG: 0.391	4-2 2B G5-3 BB		3-2 G3	1-0 P4		2-1 1-H HR	3-2 L8			4 2 1 2 1 0 4
<b>Jody Gerut, L</b> (1, 9) OBP: 0.351, SLG: 0.419	1-1 G5-3 1-3 2B		0-1 E3		0-2 G4-3	1-0 G4-3	1-3 K			5 0 1 0 0 1 0
<b>Casey Blake, R</b> (1, 5) OBP: 0.361, SLG: 0.427	3-2 G5-3		1-2 L6		0-1 G5-3	4-2 48 BB BB		2-0 G6-3		4 0 0 1 1 0 2
<b>48 Travis Hafner, L</b> (1, 10) OBP: 0.414, SLG: 0.557 <b>John McDonald, R</b> (8, PR) OBP: 0.138, SLG: 0.107	2-2 G4-3			0-0 G4-3 E 2B	2-1 G6-3	4-0 1-2 BB		4-2 G3 BB		3 1 1 0 2 0 1 0 0 0 0 0 0 0
<b>Ronnie Belliard, R</b> (1, 4) OBP: 0.402, SLG: 0.422		2-1 FC4-6 1B		0-1 G4-3		0-2 WP HR 1B	4-0 G3 BB			4 1 2 0 1 1 3
<b>Ben Broussard, L</b> (1, 3) OBP: 0.351, SLG: 0.327		1-0 P5		1-1 E3 BB 1B		4-2 HR BB	4-0 FC3-6 BB	1-1 G3		3 1 0 1 2 0 3
<b>Coco Crisp, S</b> (1, 8) OBP: 0.307, SLG: 0.395		0-2 FC4-6		0-1 3-H BB 1B		1-0 1-H 2-H HR	2-2 FC3-6 2B	4-0 IBB		4 2 2 3 1 0 2
<b>Tim Laker, R</b> (1, 2) OBP: 0.228, SLG: 0.288		0-0 L7		2-3 K		3-3 K	2-0 1-H HR 2B	1-0 G5-3		5 1 1 1 0 2 6

Inning Stats	R: 1	H: 1	E: 0	LOB: 1	K: 0	P: 22	R: 0	H: 1	E: 0	LOB: 1	K: 0	P: 10	R: 0	H: 0	E: 1	LOB: 1	K: 0	P: 19	R: 1	H: 2	E: 1	LOB: 3	K: 1	P: 21	R: 0	H: 0	E: 0	LOB: 0	K: 0	P: 9	R: 5	H: 4	E: 0	LOB: 2	K: 2	P: 53	R: 3	H: 2	E: 0	LOB: 0	K: 1	P: 32	R: 0	H: 0	E: 0	LOB: 3	K: 0	P: 23	1B: 4	SF: 0	2B: 3	SAC: 0	3B: 0	DP: 0	HR: 3	HBP: 0	WP: 1	PA: 45
--------------	------	------	------	--------	------	-------	------	------	------	--------	------	-------	------	------	------	--------	------	-------	------	------	------	--------	------	-------	------	------	------	--------	------	------	------	------	------	--------	------	-------	------	------	------	--------	------	-------	------	------	------	--------	------	-------	-------	-------	-------	--------	-------	-------	-------	--------	-------	--------

PITCHER	IP	WLS	BF	H	R	ER	SO	BB	IBB	HBP	BLK	WP	HR	S	P	ERA	WHIP
<b>Cory Lidle, R</b> (1, 1) ERA: 5.5	5.1		28	7	6	6	2	4	0	0	0	1	1	63	108	10.12	2.062
<b>Brian Reith, R</b> (6, 1) ERA: 6.48	1.0	L	8	2	3	3	1	3	0	0	0	0	1	19	40	27.00	5.000
<b>Mike Matthews, L</b> (7, 1) ERA: 3.86	0.2		3	1	1	1	1	0	0	0	0	0	1	11	18	13.50	1.500
<b>John Riedling, R</b> (8, 1) ERA: 2.94	1.0		6	0	0	0	0	2	1	0	0	0	0	7	23	0.00	2.000

BOTTOM

Cincinnati Reds @ Cleveland Indians  
Jacobs Field, Cleveland, OH  
Sun Jun 13 2004, 1:05 PM EDT  
Att: 31,235 - Unknown - 81 F

AB	35
R	10
H	10
RBI	10
BB	10
SO	4
LOB	21



WP: 1	PA: 45
PB: 0	
SB: 1	
CS: 1	

Batter	1	2	3	4	5	6	7	8	9	AB R H RBI BB SO LOB	TOP
<b>1 Brian Roberts, S</b> (1, 4) <small>OBP: 0.333, SLG: 0.345</small>										3 0 0 0 1 0 0	<b>Baltimore Orioles @ Cleveland Indians</b> Jacobs Field, Cleveland, OH Mon Jun 14 2004, 1:05 PM EDT Att. 19,340 - Cloudy - 86 F
<b>6 Melvin Mora, R</b> (1, 5) <b>Jose Leon, R</b> (6, PH) <small>OBP: 0.188, SLG: 0.375</small>									2 0 1 0 0 0 0 2 0 0 0 0 1 2		
<b>10 Miguel Tejada, R</b> (1, 6) <b>Luis Lopez, S</b> (6, PH) <small>OBP: 0.347, SLG: 0.444</small> <small>OBP: 0.269, SLG: 0.217</small>									2 0 0 0 0 1 1 2 0 0 0 0 0 1		
<b>Rafael Palmeiro, L</b> (1, 3) <b>Jerry Hairston, R</b> (6, 9) <small>OBP: 0.396, SLG: 0.443</small> <small>OBP: 0.348, SLG: 0.343</small>									1 0 0 0 1 0 0 2 0 0 0 0 0 0		
<b>Javy Lopez, R</b> (1, 2) <b>Robert Machado, R</b> (6, 2) <small>OBP: 0.358, SLG: 0.443</small> <small>OBP: 0.150, SLG: 0.150</small>									2 0 0 0 0 1 1 1 0 0 0 0 0 0		
<b>B.J. Surhoff, L</b> (1, 9) <small>OBP: 0.375, SLG: 0.438</small>									3 0 2 0 0 0 0		
<b>31 Jay Gibbons, L</b> (1, 10) <small>OBP: 0.328, SLG: 0.400</small>									3 0 0 0 0 1 3		
<b>Luis Matos, R</b> (1, 8) <small>OBP: 0.285, SLG: 0.373</small>									3 0 0 0 0 0 2		
<b>Larry Bigbie, L</b> (1, 7) <small>OBP: 0.332, SLG: 0.412</small>									3 0 1 0 0 0 0		
<b>Inning Stats</b>	R: 0 H: 1 E: 0 LOB: 0 K: 0 BB: 0 S: 10 P: 12	R: 0 H: 1 E: 0 LOB: 2 K: 0 BB: 1 S: 6 P: 14	R: 0 H: 0 E: 0 LOB: 0 K: 0 BB: 0 S: 7 P: 11	R: 0 H: 0 E: 0 LOB: 0 K: 2 BB: 0 S: 8 P: 11	R: 0 H: 0 E: 0 LOB: 0 K: 1 BB: 0 S: 6 P: 10	R: 0 H: 1 E: 0 LOB: 1 K: 0 BB: 1 S: 8 P: 12	R: 0 H: 1 E: 0 LOB: 1 K: 0 BB: 0 S: 7 P: 9	R: 0 H: 0 E: 0 LOB: 0 K: 1 BB: 0 S: 7 P: 13	1B: 3 SF: 0 2B: 1 SAC: 0 3B: 0 DP: 2 HR: 0 HBP: 0	WP: 0 PA: 31 PB: 0 SB: 0 CS: 0	
<b>37 Jake Westbrook, R</b> (1, 1) <small>ERA: 2.7</small>	IP WLS BF H R ER SO BB IBB HBP BLK WP HR S P ERA WHIP 9.0 W 31 4 0 0 4 2 0 0 0 0 0 0 67 103 0.00 0.667										

livebaseballscorecards.com

<b>AB</b>	29
<b>R</b>	0
<b>H</b>	4
<b>RBI</b>	0
<b>BB</b>	2
<b>SO</b>	4
<b>LOB</b>	10



Batter	1	2	3	4	5	6	7	8	9
<b>Ronnie Belliard, R</b> OBP: 0.401, SLG: 0.421 (1, 4)	1-3 <b>K</b>		P3		1-1 1B 2B	0-1 <b>L3</b>		0-1 G5-4-3	
<b>Coco Crisp, S</b> OBP: 0.308, SLG: 0.387 (1, 8)	1-2 <b>L3</b>		BB		3-1 2B 48 1B	1-1 <b>P6</b>		0-0 <b>F7</b>	
<b>Matt Lawton, L</b> OBP: 0.397, SLG: 0.487 (1, 7) <b>Ben Broussard, L</b> OBP: 0.349, SLG: 0.325 (6, 3)	1-2 <b>G5-3</b>		FC3-6 41 BB 1B	4-2 F8 1B BB	1-0 48 1B 2B	3-2 <b>F9</b>			
<b>41 Victor Martinez, S</b> OBP: 0.379, SLG: 0.561 (1, 10) <b>48 Travis Hafner, L</b> OBP: 0.419, SLG: 0.560 (5, PH)		0-0 WP G4-3 2B	4-2 1B 2B BB	0-3 <b>K</b>	1-1 HBP 2B 1B		4-2 BB BB		
<b>Casey Blake, R</b> OBP: 0.362, SLG: 0.426 (1, 5)	2 SAFE 1-2 G4-3	1-0 2B 1B	1-0 2B 1B	3-2 1B	1-3 <b>K</b>		2-1 <b>L8</b>		
<b>Lou Merloni, R</b> OBP: 0.352, SLG: 0.366 (1, 3) (6, 7)	1-0 2B	2-2 2B 2B	2-2 2B 2B	0-0 F8	2-2 2B HBP		0-1 <b>F9</b>		
<b>Jody Gerut, L</b> OBP: 0.355, SLG: 0.423 (1, 9)	3-1 <b>F7</b>	4-0 2B BB	0-0 G4-3	0-0 G4-3	1-0 F9-5 2B		4-0 1-2 BB		
<b>Tim Laker, R</b> OBP: 0.242, SLG: 0.304 (1, 2)	1-0 <b>P6</b>	0-0 1B 2B			1B BB		2-1 <b>L7</b>		
<b>John McDonald, R</b> OBP: 0.265, SLG: 0.250 (1, 6)			FC3-6 1B BB		0-2 2B 1B	2-2 2B	0-2 G5-4-3 1B		

Inning Stats	R: 0 E: 0 K: 1 S: 10	H: 0 LOB: 0 BB: 0 P: 13	R: 1 E: 0 K: 0 S: 8	H: 2 LOB: 1 BB: 0 P: 14	R: 7 E: 0 K: 0 S: 18	H: 4 LOB: 2 BB: 5 P: 43	R: 0 E: 0 K: 1 S: 13	H: 1 LOB: 2 BB: 1 P: 20	R: 6 E: 0 K: 1 S: 26	H: 6 LOB: 1 BB: 1 P: 43	R: 0 E: 0 K: 0 S: 12	H: 1 LOB: 1 BB: 0 P: 18	R: 0 E: 0 K: 0 S: 8	H: 0 LOB: 2 BB: 2 P: 20	R: 0 E: 0 K: 0 S: 6	H: 1 LOB: 0 BB: 0 P: 6
1B: 7 2B: 9 3B: 0 HR: 0	SF: 0 SAC: 0 DP: 2 HBP: 1	WP: 1 PB: 0 SB: 0 CS: 0	PA: 47													

PITCHER	IP	WLS	BF	H	R	ER	SO	BB	IBB	HBP	BLK	WP	HR	S	P	ERA	WHIP
<b>Eric DuBose, L</b> ERA: 5.8 (1, 1)	2.2	L	18	6	8	8	1	4	0	0	0	1	0	33	63	27.00	3.750
<b>Rick Bauer, R</b> ERA: 6.61 (3, 1)	1.2		16	7	6	6	2	3	0	1	0	0	0	37	62	32.40	6.000
<b>Eddy Rodriguez, R</b> ERA: 1.93 (5, 1)	2.2		10	1	0	0	0	2	0	0	0	0	0	25	46	0.00	1.125
<b>Mike DeJean, R</b> ERA: 7.46 (8, 1)	1.0		3	1	0	0	0	0	0	0	0	0	0	6	6	0.00	1.000

**BOTTOM**

**Baltimore Orioles @ Cleveland Indians**  
**Jacobs Field, Cleveland, OH**  
 Mon Jun 14 2004, 1:05 PM EDT  
 Att: 19,340 - Cloudy - 86 F

livebaseballscorecards.com

<b>AB</b>	<b>37</b>
<b>R</b>	<b>14</b>
<b>H</b>	<b>15</b>
<b>RBI</b>	<b>14</b>
<b>BB</b>	<b>9</b>
<b>SO</b>	<b>3</b>
<b>LOB</b>	<b>24</b>



Batter	1	2	3	4	5	6	7	8	9	AB R H RBI BB SO LOB	TOP		
Matt Lawton, L (1, 7) OBP: 0.402, SLG: 0.492	1-0 BLK 1B		3-2 CS 1B		0-1 CS 1B			1-2 P5		4 0 3 0 0 0 0			
Omar Vizquel, S (1, 6) OBP: 0.363, SLG: 0.393	1-2 P5		1-3 K		1-0 CS	1-1 G1-6-3 1B		1-0 FC5-4 1B		4 0 2 0 0 1 2			
Jody Gerut, L (1, 9) OBP: 0.351, SLG: 0.417	3-2 F9			1-2 P5		1 SAFE 0-0 G1-6-3		2-2 FC5-4 41 2B		3 0 0 0 0 0 2			
Kazuhiro Tadano, R (6, 1)										0 0 0 0 0 0 0			
Lou Merton, R (8, PH) OBP: 0.349, SLG: 0.362										1 0 0 0 0 0 1			
63 Rafael Betancourt, R (8, 1)										0 0 0 0 0 0 0			
41 Victor Martinez, S (1, 2) OBP: 0.382, SLG: 0.563	1-0 G6-3			4-2 48 1B SF7 BB		3-2 F7		1-1 2B		3 1 1 0 1 0 1			
48 Travis Hafner, L (1, 3) OBP: 0.420, SLG: 0.558		2-2 BLK 1B		0-2 1B			3-2 P6	2-3 K		4 0 2 0 0 1 2			
Casey Blake, R (1, 5) OBP: 0.360, SLG: 0.430		2-3 K		1-1 SF7			1-1 1B 2B		2-3 K	3 1 1 1 0 2 1			
Ronnie Belliard, R (1, 4) OBP: 0.395, SLG: 0.414		3-3 K		3-H 2-3 K			3-2 F9		2-3 K	4 0 0 0 0 3 3			
Coco Crisp, S (1, 8) OBP: 0.307, SLG: 0.383		2-2 G2-3			2-2 G5-3		2-1 1B		2-3 K	4 0 1 1 0 1 1			
Jason Davis, R (1, 1)				0-1 G5-3		0-3 K		3-3 K		2 0 0 0 0 1 0			
Rick White, R (5, 1)										0 0 0 0 0 0 0			
Raul Gonzalez, R (6, 9)										1 0 0 0 0 1 1			
<b>Inning Stats</b>	R: 0 H: 1 E: 0 LOB: 1 K: 0 BB: 0 S: 9 P: 15	R: 0 H: 1 E: 0 LOB: 1 K: 2 BB: 0 S: 13 P: 22	R: 0 H: 1 E: 0 LOB: 0 K: 1 BB: 0 S: 8 P: 12	R: 1 H: 1 E: 0 LOB: 1 K: 1 BB: 1 S: 14 P: 22	R: 0 H: 1 E: 0 LOB: 0 K: 1 BB: 0 S: 8 P: 11	R: 0 H: 1 E: 0 LOB: 0 K: 0 BB: 0 S: 6 P: 10	R: 1 H: 2 E: 0 LOB: 1 K: 1 BB: 0 S: 15 P: 27	R: 0 H: 2 E: 0 LOB: 2 K: 1 BB: 0 S: 13 P: 20	R: 0 H: 0 E: 0 LOB: 0 K: 3 BB: 0 S: 9 P: 15	1B: 8 SF: 1 2B: 2 SAC: 0 3B: 0 DP: 1 HR: 0 HBP: 0	WP: 0 PA: 36 PB: 0 SB: 0 CS: 2		
<b>PITCHER</b>	IP WLS BF H R ER SO BB IBB HBP BLK WP HR S P ERA WHIP											<b>PITCHER</b>	IP WLS BF H R ER SO BB IBB HBP BLK WP HR S P ERA WHIP
Steve Trachsel, R (1, 1) ERA: 3.57	6.2 W 26 8 2 2 5 1 0 0 0 0 0 0 68 111 2.70 1.350												
David Weathers, R (7, 1) ERA: 4.28	0.1 1 0 0 0 1 0 0 0 0 0 0 0 5 8 0.00 0.000												
John Franco, L (8, 1) ERA: 4.81	1.0 5 2 0 0 1 0 0 0 0 0 0 0 13 20 0.00 2.000												
Braden Loper, R (9, 1) ERA: 1.78	1.0 3 0 0 0 3 0 0 0 0 0 0 0 9 15 0.00 0.000												

Cleveland Indians @ New York Mets  
 Shea Stadium, Flushing, NY  
 Tue Jun 15 2004, 7:10 PM EDT  
 Att. 22,783 - Unknown - 87 F

livebaseballscorecards.com

AB	33
R	2
H	10
RBI	2
BB	1
SO	10
LOB	14



**BOTTOM**

**Cleveland Indians @ New York Mets**  
 Shea Stadium, Flushing, NY  
 Tue Jun 15 2004, 7:10 PM EDT  
 Att: 22,783 - Unknown - 87 F

livebaseballscorecards.com

<b>AB</b>	<b>35</b>
<b>R</b>	<b>7</b>
<b>H</b>	<b>14</b>
<b>RBI</b>	<b>7</b>
<b>BB</b>	<b>3</b>
<b>SO</b>	<b>5</b>
<b>LOB</b>	<b>16</b>



WP: 1	PA: 39
PB: 0	
SB: 1	
CS: 0	

AB	R	H	RBI	BB	SO	LOB
4	0	1	0	1	0	1
5	1	1	0	0	2	2
4	2	3	0	0	0	1
1	0	0	0	0	0	0
3	2	2	1	1	0	1
4	1	3	2	0	0	1
3	1	1	2	1	1	5
4	0	1	2	0	0	2
2	0	1	0	0	1	2
2	0	1	0	0	0	0
1	0	0	0	0	0	0
0	0	0	0	0	0	0
0	0	0	0	0	0	0
0	0	0	0	0	0	0
1B: 11	SF: 0					
2B: 2	SAC: 1					
3B: 0	DP: 1					
HR: 1	HBP: 0					

Batter	1	2	3	4	5	6	7	8	9							
<b>Kazuo Matsui, S</b> OBP: 0.339, SLG: 0.398 (1, 6)	2-2 F8 ①	4-1 31 WP BB ②		1-2 2-H 1B ②	2-1 F8 ③			3-2 F8 ①								
<b>Todd Zelle, R</b> OBP: 0.326, SLG: 0.421 (1, 5) (7, 3)	3-1 31 E 1B ①	1-3 SAFE SAFE ②		1-1 G6-3 ③		1-2 F7 ①		1-3 K ②								
<b>31 Mike Piazza, R</b> OBP: 0.399, SLG: 0.551 <b>Joe McEwing, R</b> OBP: 0.256, SLG: 0.274 (1, 3) (6, PR) (7, 4)	0-1 E8 1B ①	2-2 F9 ③			1-1 1B 2B 1B ①	0-0 1B 1B ②		1-2 G1-3 ③								
<b>Cliff Floyd, L</b> OBP: 0.355, SLG: 0.496 (1, 7)	1-1 1B 1B ①		4-1 G5-3 S BB ①		0-0 2B 1B ②	1-0 L9 ②										
<b>Ty Wigginton, R</b> OBP: 0.317, SLG: 0.476 (1, 4) (7, 5)	0-0 1B 1B ①		0-0 P4 ①		1-0 1-H 2-H HR 2B ①	0-1 1B ③										
<b>Karim Garcia, L</b> OBP: 0.276, SLG: 0.407 (1, 9)	1-3 K ②		4-2 SAFE BB 1-2 BB ②		0-1 2-H HR ①	0-0 G1-3 ③										
<b>Mike Cameron, R</b> OBP: 0.298, SLG: 0.356 (1, 8)	2-2 1B ①		2-1 G5-3 ② ③		1-1 L6 ①		2-2 G5-3 ①									
<b>Vance Wilson, R</b> OBP: 0.312, SLG: 0.418 <b>Jason Phillips, R</b> OBP: 0.290, SLG: 0.346 (1, 2) (5, 2)	0-3 K ③			0-2 1B 2B ①	1-1 SH1-4 1B ②		0-1 P5 ②									
<b>Steve Trachsel, R</b> OBP: 0.214, SLG: 0.250 <b>David Weathers, R</b> (7, 1)		2-2 G1-3 ①		0-3 K ①	1-0 SH1-4 ②		1-2 G6-3 ③									
<b>Tom Glavine, L</b> OBP: 0.269, SLG: 0.208 <b>John Franco, L</b> <b>Braden Loooper, R</b> (8, 1) (9, 1)																
<b>Inning Stats</b>	R: 3 E: 1 K: 2 S: 20	H: 5 LOB: 2 BB: 0 P: 29	R: 0 E: 0 K: 1 S: 12	H: 0 LOB: 1 BB: 1 P: 21	R: 0 E: 0 K: 0 S: 10	H: 0 LOB: 1 BB: 2 P: 20	R: 0 E: 0 K: 1 S: 11	H: 2 LOB: 1 BB: 0 P: 13	R: 4 E: 0 K: 0 S: 13	H: 5 LOB: 1 BB: 0 P: 20	R: 0 E: 0 K: 0 S: 9	H: 2 LOB: 2 BB: 0 P: 11	R: 0 E: 0 K: 0 S: 10	H: 0 LOB: 0 BB: 0 P: 13	R: 0 E: 0 K: 1 S: 15	H: 0 LOB: 0 BB: 0 P: 20

PITCHER	IP	WLS	BF	H	R	ER	SO	BB	IBB	HBP	BLK	WP	HR	S	P	ERA	WHIP
<b>Jason Davis, R</b> ERA: 5.72 (1, 1)	4.0	L	24	11	7	7	4	3	0	0	0	1	1	59	91	15.75	3.500
<b>Rick White, R</b> ERA: 3.12 (5, 1)	1.0		4	1	0	0	0	0	0	0	0	0	0	7	12	0.00	1.000
<b>Kazuhito Tadano, R</b> ERA: 5.0 (6, 1)	2.0		8	2	0	0	0	0	0	0	0	0	0	19	24	0.00	1.000
<b>63 Rafael Betancourt, R</b> ERA: 3.73 (8, 1)	1.0		3	0	0	0	1	0	0	0	0	0	0	15	20	0.00	0.000

Batter	1	2	3	4	5	6	7	8	9	AB R H RBI BB SO LOB	TOP
<b>Matt Lawton, L</b> (1, 7) OBP: 0.402, SLG: 0.488 <b>John McDonald, R</b> (9, 4) OBP: 0.265, SLG: 0.250	1-1  G4-6-3 1B	3-2 F7			2-2 E3	4-2  1B BB		0-0 G6-3		4 0 1 0 1 0 3 0 0 0 0 0 0 0	
<b>Omar Vizquel, S</b> (1, 6) OBP: 0.364, SLG: 0.393	0-1 G4-6-3 1-2f		1-1 F8		0-3 K	0-1  1B 1-2 2-H 3-H		0-0  1B 41 2B 1B		5 1 2 2 0 1 2	
<b>48 Travis Hafner, L</b> (1, 3) OBP: 0.417, SLG: 0.550 <b>Ben Broussard, L</b> (8, 3) OBP: 0.353, SLG: 0.329	1-2  41 E HBP		2-2 G3-1		1-2 P6	2-1 F8		1-2  41 2B WP 1B		3 1 0 0 0 0 3 1 1 1 0 0 0 0	
<b>41 Victor Martinez, S</b> (1, 2) OBP: 0.382, SLG: 0.569	3-1 E4 1-H 2B		2-0 F8		0-0 P5		2-1 G6-3	1-2  WP HR 2B		5 1 2 2 0 0 1	
<b>Casey Blake, R</b> (1, 5) OBP: 0.361, SLG: 0.448	1-3 K			1-2 F9		2-2  1B WP 2B	1-3 	2-2  2-H 3-H HR		5 2 2 2 0 2 1	
<b>Jody Gerut, L</b> (1, 9) OBP: 0.352, SLG: 0.421		2-2 L6		3-1  1B FC6-4 2B		0-2  E WP 1B	1-1 G4-3	1-1 G4-3		5 2 2 0 0 0 0	
<b>Ronnie Belliard, R</b> (1, 4) OBP: 0.391, SLG: 0.410 <b>Rick White, R</b> (9, 1)		0-0 G3-1		1-1  FC6-4 1B		0-1 F9		1-3 K	1-1 L6	5 0 1 0 0 1 2 0 0 0 0 0 0 0	
<b>Coco Crisp, S</b> (1, 8) OBP: 0.317, SLG: 0.394		4-2  1B BB		0-2 FC6-4 1-2f 3-H		1-2 E1 1B BB		1-1  2B	0-0  1B	4 1 2 1 1 0 2	
<b>CC Sabathia, L</b> (1, 1) OBP: 0.250, SLG: 0.250 <b>Raul Gonzalez, R</b> (9, PH) (9, 7)		0-2  1B		1-3 K		0-3 K		1-0 G1-3	0-3 	4 0 1 0 0 2 4 1 0 0 0 0 1 1	
<b>Inning Stats</b>	R: 1 H: 2 E: 1 LOB: 1 K: 1 BB: 0 S: 12 P: 18	R: 0 H: 1 E: 0 LOB: 2 K: 0 BB: 1 S: 14 P: 23	R: 0 H: 0 E: 0 LOB: 0 K: 0 BB: 0 S: 7 P: 12	R: 1 H: 2 E: 0 LOB: 1 K: 1 BB: 0 S: 14 P: 20	R: 0 H: 0 E: 1 LOB: 1 K: 1 BB: 0 S: 13 P: 16	R: 3 H: 3 E: 1 LOB: 2 K: 1 BB: 1 S: 20 P: 29	R: 0 H: 0 E: 0 LOB: 0 K: 1 BB: 0 S: 7 P: 11	R: 0 H: 1 E: 0 LOB: 1 K: 1 BB: 0 S: 7 P: 10	R: 4 H: 5 E: 0 LOB: 1 K: 1 BB: 0 S: 24 P: 30	1B: 8 SF: 0 2B: 5 SAC: 0 3B: 0 DP: 1 HR: 1 HBP: 1	WP: 2 PA: 45 PB: 0 SB: 1 CS: 0
<b>PITCHER</b> <b>Matt Ginter, R</b> (1, 1) ERA: 2.79 <b>Mike Stanton, L</b> (6, 1) ERA: 3.88 <b>Ricky Bottalico, R</b> (8, 1) ERA: 2.37 <b>Tyler Yates, R</b> (9, 1) ERA: 7.22	IP WLS BF H R ER SO BB IBB HBP BLK WP HR S P ERA WHIP 5.1 L 26 7 5 3 3 1 0 1 0 1 0 71 103 5.06 1.500 1.2 7 1 0 0 2 1 0 0 0 0 0 16 26 0.00 1.200 1.0 4 1 0 0 1 0 0 0 0 0 0 7 10 0.00 1.000 1.0 8 5 4 4 1 0 0 0 0 1 1 24 30 36.00 5.000	<b>PITCHER</b> IP WLS BF H R ER SO BB IBB HBP BLK WP HR S P ERA WHIP									

**Cleveland Indians @ New York Mets**  
 Shea Stadium, Flushing, NY  
 Wed Jun 16 2004, 7:10 PM EDT  
 Att. 29,512 - Cloudy - 80 F

[livebaseballscorecards.com](http://livebaseballscorecards.com)

<b>AB</b>	<b>42</b>
<b>R</b>	<b>9</b>
<b>H</b>	<b>14</b>
<b>RBI</b>	<b>7</b>
<b>BB</b>	<b>2</b>
<b>SO</b>	<b>7</b>
<b>LOB</b>	<b>19</b>



**BOTTOM**

**Cleveland Indians @ New York Mets**  
 Shea Stadium, Flushing, NY  
 Wed Jun 16 2004, 7:10 PM EDT  
 Att. 29,512 - Cloudy - 80 F

[livebaseballscorecards.com](http://livebaseballscorecards.com)

<b>AB</b>	<b>31</b>
<b>R</b>	<b>1</b>
<b>H</b>	<b>6</b>
<b>RBI</b>	<b>1</b>
<b>BB</b>	<b>1</b>
<b>SO</b>	<b>4</b>
<b>LOB</b>	<b>13</b>



WP: 0	PA: 33
PB: 0	SB: 1
CS: 0	

AB R H RBI BB SO LOB

3	0	0	0	1	0	2
4	1	2	0	0	0	1
4	0	1	0	0	0	3
3	0	0	1	0	1	2
4	0	0	0	0	1	1
4	0	0	0	0	1	0
3	0	2	0	0	0	0
3	0	1	0	0	0	1
2	0	0	0	0	1	2
0	0	0	0	0	0	0
1	0	0	0	0	0	1
0	0	0	0	0	0	0
0	0	0	0	0	0	0

1B: 4	SF: 1
2B: 2	SAC: 0
3B: 0	DP: 1
HR: 0	HBP: 0

Batter	1	2	3	4	5	6	7	8	9
Gerald Williams, R (1, 9) OBP: 0.412, SLG: 0.667	4-2 BB		0-1 F8		1-2 G5-3			2-2 F7	
Kazuo Matsui, S (1, 6) OBP: 0.341, SLG: 0.404	2-1 G6-3			3-2 31 G4-3 SF9 2B		1-2 G4-3		1-0 31 G5-4-3 1B	
31 Mike Piazza, R (1, 3) OBP: 0.397, SLG: 0.545	1-2 G6-3			0-0 G4-3		3-1 1B		1-1 G5-4-3	
Cliff Floyd, L (1, 7) OBP: 0.345, SLG: 0.484	2-3 K			3-1 SF9		0-1 F8		1-0 F8	
Todd Zeile, R (1, 5) OBP: 0.320, SLG: 0.411		1-2 F7		1-1 F9		0-1 F9		2-3 K	
Ty Wigginton, R (1, 4) OBP: 0.310, SLG: 0.466		2-2 F8			3-3 K2-3		0-0 G6-3	0-0 G6-3	
Jason Phillips, R (1, 2) OBP: 0.295, SLG: 0.351		2-0 P6			1-2 2B 1B		1-1 FC5-4 1B		
Mike Cameron, R (1, 8) OBP: 0.299, SLG: 0.360			1-1 F7		1-0 2B		0-0 F9		
Matt Ginter, R (1, 1) OBP: 0.333, SLG: 0.250			0-2 L4		2-3 K		2-2 FC5-4		
Mike Stanton, L (6, 1) OBP: 1.000, SLG: 1.000									
Tom Wilson, R (7, PH)									
Ricky Bottalico, L (8, 1)									
Tyler Yates, R (9, 1) OBP: 0.091, SLG: 0.091									

Inning Stats	R: 0	H: 0	E: 0	K: 1	S: 11	R: 0	H: 0	E: 0	K: 0	S: 7	R: 0	H: 0	E: 0	K: 0	S: 8	R: 1	H: 1	E: 0	K: 0	S: 9	R: 0	H: 2	E: 0	K: 2	S: 14	R: 0	H: 1	E: 0	K: 0	S: 9	R: 0	H: 1	E: 0	K: 0	S: 7	R: 0	H: 1	E: 0	K: 0	S: 6	R: 0	H: 0	E: 0	K: 1	S: 7	R: 0	H: 0	E: 0	K: 1	S: 10
	LOB: 1	BB: 1				LOB: 0	BB: 0				LOB: 0	BB: 0				LOB: 0	BB: 0				LOB: 2	BB: 0				LOB: 1	BB: 0				LOB: 1	BB: 0				LOB: 0	BB: 0				LOB: 0	BB: 0				LOB: 0	BB: 0			

PITCHER	IP	WLS	BF	H	R	ER	SO	BB	IBB	HBP	BLK	WP	HR	S	P	ERA	WHIP
CC Sabathia, L (1, 1) ERA: 2.95	8.0	W	30	6	1	1	3	1	0	0	0	0	0	71	112	1.12	0.875
Rick White, R (9, 1) ERA: 3.0	1.0		3	0	0	0	1	0	0	0	0	0	0	7	10	0.00	0.000

Cleveland Indians @ New York Mets  
Shea Stadium, Flushing, NY

Thu Jun 17 2004, 7:10 PM EDT  
Att. 17,675 - Unknown - 73 F

AB	31
R	2
H	5
RBI	2
BB	1
SO	10
LOB	10



WP	0	PA	32
PB	0		
SB	1		
CS	0		

AB R H RBI BB SO LOB

4	1	1	0	0	0	1
4	0	0	1	0	2	1
4	0	2	1	0	0	0
4	0	0	0	0	1	2
4	0	0	0	0	3	1
2	0	1	0	1	0	0
3	0	0	0	0	2	2
0	0	0	0	0	0	0
3	0	1	0	0	0	2
1	0	0	0	0	1	1
0	0	0	0	0	0	0
1	0	0	0	0	1	0
0	0	0	0	0	0	0
0	0	0	0	0	0	0
0	0	0	0	0	0	0
0	0	0	0	0	0	0
1	1	0	0	0	0	0

Batter 1 2 3 4 5 6 7 8 9

<p><b>Matt Lawton, L</b> (1, 7) OBP: 0.400, SLG: 0.488</p>	<p><b>Omar Vizquel, S</b> (1, 6) OBP: 0.358, SLG: 0.387</p>	<p><b>48 Travis Hafner, L</b> (1, 3) OBP: 0.419, SLG: 0.559</p>	<p><b>41 Victor Martinez, S</b> (1, 2) OBP: 0.376, SLG: 0.558</p>	<p><b>Casey Blake, R</b> (1, 5) OBP: 0.355, SLG: 0.440</p>	<p><b>Jody Gerut, L</b> (1, 9) OBP: 0.356, SLG: 0.422</p>	<p><b>Ronnie Belliard, R</b> (1, 4) OBP: 0.387, SLG: 0.405</p> <p><b>David Riske, R</b> (8, 1)</p>	<p><b>Coco Crisp, S</b> (1, 8) OBP: 0.317, SLG: 0.393</p>	<p><b>Scott Elarton, R</b> (1, 1) OBP: 0.273, SLG: 0.200</p> <p><b>Rick White, R</b> (5, 1)</p> <p><b>Raul Gonzalez, R</b> (6, PH)</p> <p><b>63 Rafael Betancourt, R</b> (6, 1)</p> <p><b>Cliff Bartosh, L</b> (6, 1)</p> <p><b>59 Matt Miller, R</b> (6, 1)</p> <p><b>Lou Merloni, R</b> (8, 4) OBP: 0.346, SLG: 0.358</p>	<p><b>G6-3</b> (2)</p>	<p><b>F9</b> (3)</p>	<p><b>G4-3</b> (1)</p>	<p><b>G4-3</b> (1)</p>	<p><b>G4-3</b> (1)</p>	<p><b>G4-3</b> (1)</p>	<p><b>G4-3</b> (1)</p>	<p><b>G6-3</b> (3)</p>	<p><b>G6-4-3</b> (2)</p>	<p><b>E5</b> (3-2)</p>
<p>R: 0 H: 1 E: 0 LOB: 1 K: 1 BB: 0 S: 12 P: 18</p>	<p>R: 0 H: 0 E: 0 LOB: 0 K: 2 BB: 0 S: 9 P: 11</p>	<p>R: 0 H: 1 E: 0 LOB: 0 K: 1 BB: 0 S: 6 P: 7</p>	<p>R: 0 H: 0 E: 0 LOB: 0 K: 2 BB: 0 S: 9 P: 13</p>	<p>R: 0 H: 0 E: 0 LOB: 1 K: 1 BB: 1 S: 8 P: 17</p>	<p>R: 0 H: 0 E: 0 LOB: 0 K: 1 BB: 0 S: 7 P: 10</p>	<p>R: 0 H: 0 E: 0 LOB: 0 K: 1 BB: 0 S: 9 P: 14</p>	<p>R: 0 H: 1 E: 0 LOB: 0 K: 1 BB: 0 S: 8 P: 12</p>	<p>R: 2 H: 2 E: 1 LOB: 1 K: 0 BB: 0 S: 14 P: 23</p>	<p>1B: 2 SF: 0 2B: 4 SAC: 0 3B: 0 DP: 2 HR: 0 HBP: 0</p>									

Inning Stats

PITCHER	IP	WLS	BF	H	R	ER	SO	BB	IBB	HBP	BLK	WP	HR	S	P	ERA	WHIP
<b>Jae Weong Seo, R</b> (1, 1) ERA: 4.63	4.0		13	2	0	0	6	0	0	0	0	0	0	36	49	0.00	0.500
<b>Ricky Bottalico, R</b> (5, 1) ERA: 2.21	1.1	W	5	0	0	0	2	1	0	0	0	0	0	11	21	0.00	0.750
<b>John Franco, L</b> (6, 1) ERA: 4.5	1.2	H	5	0	0	0	1	0	0	0	0	0	0	13	20	0.00	0.000
<b>Mike Stanton, L</b> (8, 1) ERA: 3.74	1.0		3	1	0	0	1	0	0	0	0	0	0	8	12	0.00	1.000
<b>Braden Looper, R</b> (9, 1) ERA: 1.98	1.0		6	2	2	1	0	0	0	0	0	0	0	14	23	9.00	2.000

WP	0	PA	32
PB	0		
SB	1		
CS	0		



BOTTOM

Cleveland Indians @ New York Mets

Shea Stadium, Flushing, NY

Thu Jun 17 2004, 7:10 PM EDT

Att: 17,675 - Unknown - 73 F

livebaseballscorecards.com

AB	32
R	6
H	8
RBI	5
BB	3
SO	7
LOB	14



WP:	0	PA:	35
PB:	0		
SB:	2		
CS:	0		

AB R H RBI BB SO LOB

4	1	2	2	0	1	1
3	0	0	0	1	1	1
4	0	0	0	0	1	2
0	0	0	0	0	0	0
0	0	0	0	0	0	0
3	0	1	0	1	1	2
0	1	0	0	0	0	0
4	0	1	1	0	1	2
4	0	1	1	0	1	2
4	2	1	1	0	1	2
3	1	0	0	1	0	2
1	0	1	0	0	0	0
1	0	0	0	0	0	0
0	0	0	0	0	0	0
1	1	1	0	0	0	0
0	0	0	0	0	0	0

1B:	6	SF:	0
2B:	1	SAC:	0
3B:	0	DP:	1
HR:	1	HBP:	0

Batter	1	2	3	4	5	6	7	8	9
<b>Kazuo Matsui, S</b> (1, 6) OBP: 0.344, SLG: 0.405	1-1 F8		3-2 K			0-0 1B	0-1 G6-3		
<b>Todd Zeile, R</b> (1, 5) OBP: 0.318, SLG: 0.404	3-2 P1			0-3 K		1-2 BB	1-1 G6-3		
<b>31 Mike Piazza, R</b> (1, 2) OBP: 0.391, SLG: 0.536 <b>Mike Stanton, L</b> (8, 1) OBP: 1.000, SLG: 1.000 <b>Braden Loper, R</b> (9, 1)	1-2 G4-3			1-0 G5-3		1-3 K	1-0 F9		
<b>Cliff Floyd, L</b> (1, 7) OBP: 0.349, SLG: 0.489 <b>Gerald Williams, R</b> (8, PR) OBP: 0.412, SLG: 0.667		1-2 P5		4-0 BB		0-3 K		0-0 G3	
<b>Ty Wigginton, R</b> (1, 4) OBP: 0.309, SLG: 0.461		1-0 F9		0-2 K		0-0 1B		1-1 G3	
<b>Karim Garcia, L</b> (1, 9) OBP: 0.276, SLG: 0.403			3-3 K			2-0 L8		1-1 1B	
<b>Mike Cameron, R</b> (1, 8) OBP: 0.298, SLG: 0.372					0-0 G6-3			0-3 K	
<b>Eric Valent, L</b> (1, 3) OBP: 0.333, SLG: 0.385						0-1 HR		0-0 F8	
<b>Jae Weong Seo, R</b> (1, 1) OBP: 0.250, SLG: 0.200 <b>Ricky Bottalico, L</b> (5, 1) <b>John Franco, L</b> (6, 1) <b>Joe McEwing, R</b> (7, PH) OBP: 0.266, SLG: 0.284 <b>Jason Phillips, R</b> (8, 2) OBP: 0.295, SLG: 0.351						1-1 G5-3		0-0 G6-3	

Inning Stats	R: 0 E: 0 K: 0 S: 9	H: 0 LOB: 0 BB: 0 P: 14	R: 0 E: 0 K: 1 S: 7	H: 0 LOB: 0 BB: 0 P: 12	R: 0 E: 0 K: 1 S: 9	H: 1 LOB: 1 BB: 0 P: 13	R: 0 E: 0 K: 2 S: 9	H: 0 LOB: 1 BB: 1 P: 14	R: 1 E: 0 K: 0 S: 6	H: 1 LOB: 0 BB: 0 P: 7	R: 1 E: 0 K: 2 S: 14	H: 2 LOB: 2 BB: 1 P: 21	R: 3 E: 1 K: 0 S: 9	H: 2 LOB: 0 BB: 1 P: 18	R: 1 E: 0 K: 1 S: 10	H: 2 LOB: 2 BB: 0 P: 12
--------------	------------------------------	----------------------------------	------------------------------	----------------------------------	------------------------------	----------------------------------	------------------------------	----------------------------------	------------------------------	---------------------------------	-------------------------------	----------------------------------	------------------------------	----------------------------------	-------------------------------	----------------------------------

PITCHER	IP	WLS	BF	H	R	ER	SO	BB	IBB	HBP	BLK	WP	HR	S	P	ERA	WHIP
<b>Scott Elarton, R</b> (1, 1) ERA: 8.94	4.0		14	1	0	0	4	1	0	0	0	0	0	34	53	0.00	0.500
<b>Rick White, R</b> (5, 1) ERA: 3.21	1.0	L	4	1	1	1	0	0	0	0	0	0	1	6	7	9.00	1.000
<b>63 Rafael Betancourt, R</b> (6, 1) ERA: 3.98	0.1		3	1	1	1	1	1	0	0	0	0	0	9	14	27.00	6.000
<b>Cliff Bartosh, L</b> (6, 1) ERA: 6.75	0.1		1	0	0	0	1	0	0	0	0	0	0	3	3	0.00	0.000
<b>59 Matt Miller, R</b> (6, 1) ERA: 1.93	1.1		8	3	3	1	0	0	1	0	0	0	0	11	22	6.75	2.250

PITCHER	IP	WLS	BF	H	R	ER	SO	BB	IBB	HBP	BLK	WP	HR	S	P	ERA	WHIP
<b>David Riske, R</b> (8, 1) ERA: 5.9	1.0		5	2	1	1	1	0	0	0	0	0	0	10	12	9.00	2.000

Batter	1	2	3	4	5	6	7	8	9	AB R H RBI BB SO LOB	TOP											
Ronnie Belliard, R OBP: 0.391, SLG: 0.406 (1, 4)	3-2 FC4-6 1B		3-3 K		3-1 G3-1 1B	2-1 G4-3		4-1 BB		4 0 2 1 1 1 2												
Coco Crisp, S OBP: 0.320, SLG: 0.393 (1, 8)	0-0 FC4-6 41 BLK 1-2f			2-2 41 1B 1B	1-2 G3-1 1B		1-2 G5-3	2-3 K		5 1 2 0 0 1 4												
Matt Lawton, L OBP: 0.397, SLG: 0.482 (1, 7)	1-1 F8			0-0 F9 41 1B SF7	0-1 G3-1		0-0 G4-3		3-1 F7	5 1 1 0 0 0 3												
41 Victor Martinez, S OBP: 0.372, SLG: 0.549 (1, 2)	1-1 G1-3			1-0 1B 1B	1-1 F9		1-1 G4-3		1-1 G4-3	5 0 1 1 0 0 3												
Casey Blake, R OBP: 0.356, SLG: 0.452 (1, 5)		3-2 P3		0-1 F9		1-1 HR		0-0 1B SH1-4 BB 1B	3-3 K	5 2 2 1 0 1 2												
Lou Merloni, R OBP: 0.345, SLG: 0.354 (1, 3)		4-1 CS BB		1-1 SF7		0-0 L5		1 SAFE 0-1 SH1-4		1 0 0 1 1 0 0												
Raul Gonzalez, R OBP: 0.167, SLG: 0.167 (8, PH)		2-2 F9		2-2 FC6-4 1B		2-2 L7		3-2 BB 48 BB 1B		3 0 1 0 0 0 1												
Jody Gerut, L OBP: 0.358, SLG: 0.424 (8, 9)		1 SAFE F9		1-2 FC6-4 1B				2-3 1B		1 0 1 0 0 0 0												
John McDonald, R OBP: 0.270, SLG: 0.235 (8, PH)		1-0 CS	0-1 G4-3	0-0 FC6-4		4-0 31 1B BB		1 SAFE 2-3 K		2 0 0 0 1 0 2												
Omar Vizquel, S OBP: 0.357, SLG: 0.385 (8, 6)		1-2 CS		1-2f FC6-4				1 SAFE K		1 0 0 0 0 1 2												
31 Cliff Lee, L OBP: 0.333, SLG: 0.333 (1, 1)			3-2 L1		1-2 G6-3	2-2 L7		4-2 BB		3 0 1 0 0 0 0												
48 Travis Hafner, L OBP: 0.421, SLG: 0.559 (8, PH)								1 SAFE 1-2 BB		0 0 0 0 1 0 0												
David Riske, R (8, 1)										0 0 0 0 0 0 0												
Cliff Bartosh, L (8, 1)										0 0 0 0 0 0 0												
Jose Jimenez, R (9, 1)										0 0 0 0 0 0 0												
<b>Inning Stats</b>	R: 0 E: 0 K: 0 S: 9	H: 1 LOB: 1 BB: 0 P: 14	R: 0 E: 0 K: 0 S: 9	H: 0 LOB: 0 BB: 1 P: 19	R: 0 E: 0 K: 1 S: 9	H: 0 LOB: 0 BB: 0 P: 15	R: 2 E: 0 K: 0 S: 14	H: 4 LOB: 2 BB: 0 P: 20	R: 0 E: 0 K: 0 S: 13	H: 2 LOB: 2 BB: 1 P: 19	R: 1 E: 0 K: 0 S: 12	H: 2 LOB: 2 BB: 1 P: 23	R: 0 E: 0 K: 0 S: 6	H: 0 LOB: 0 BB: 0 P: 8	R: 1 E: 0 K: 2 S: 16	H: 2 LOB: 3 BB: 2 P: 31	R: 0 E: 0 K: 1 S: 8	H: 0 LOB: 0 BB: 0 P: 15	1B: 10 2B: 0 3B: 0 HR: 1	SF: 1 SAC: 1 DP: 0 HBP: 0	WP: 0 PB: 0 SB: 0 CS: 1	PA: 42
<b>PITCHER</b>	IP WLS BF H R ER SO BB IBB HBP BLK WP HR S P ERA WHIP																					
Mike Hampton, L ERA: 5.28 (1, 1)	5.2 L 27 9 3 3 1 2 0 0 0 1 0 1 64 106 4.76 1.941																					
Antonio Alfonseca, R ERA: 3.77 (6, 1)	1.1 4 0 0 0 0 0 0 0 0 0 0 0 8 12 0.00 0.000																					
Chris Reitsma, R ERA: 4.14 (8, 1)	1.0 7 2 1 1 2 2 0 0 0 0 0 0 16 31 9.00 4.000																					
Kevin Gryboski, R ERA: 2.86 (9, 1)	1.0 3 0 0 0 1 0 0 0 0 0 0 0 8 15 0.00 0.000																					

Cleveland Indians @ Atlanta Braves  
Turner Field, Atlanta, GA  
Fri Jun 18 2004, 7:35 PM EDT  
Att. 28,000 - Unknown - 83 F

livebaseballscorecards.com

AB	35
R	4
H	11
RBI	4
BB	4
SO	4
LOB	19



Batter	1	2	3	4	5	6	7	8	9	AB	R	H	RBI	BB	SO	LOB
Rafael Furcal, S OBP: 0.330, SLG: 0.403 (1, 6)	1-2 1B SF8 1B		0-0 HR		0-2 F9			2-2 G3		4	2	2	1	0	0	0
Nick Green, R OBP: 0.389, SLG: 0.421 (1, 4)	2-2 10 2B 1-3 1B		1-0 F9			1-3 K		0-3 K		4	0	1	0	0	2	0
J.D. Drew, L OBP: 0.411, SLG: 0.556 (1, 9)	0-1 SF8		0-0 G4-3			1-2 2B		4-0 10 FC5-4 BB		2	0	1	1	1	0	0
10 Chipper Jones, S OBP: 0.335, SLG: 0.429 (1, 5)	0-1 3-H 1-3 2B		2-3 K			0-0 P6		1-0 FC5-4 1-2f		4	0	1	0	0	1	2
Andruw Jones, R OBP: 0.338, SLG: 0.488 (1, 8)	0-0 G6-3			1-0 E6 CS		0-3 K			1-2 G6-3	4	0	0	0	0	1	3
Julio Franco, R OBP: 0.366, SLG: 0.448 (1, 3)	1-3 K			1-3 K			0-0 G4-3		2-1 G6-3	4	0	0	0	0	2	3
Johnny Estrada, S OBP: 0.381, SLG: 0.487 (1, 2)			0-2 F9		0-2 G6-3 1-2		2-2 G6-3		3-2 F7	4	0	0	0	0	0	1
Eli Marrero, R OBP: 0.284, SLG: 0.388 (1, 7)			1-2 F9			2-2 G5-3		0-1 2B		3	0	1	0	0	0	0
Mike Hampton, R OBP: 0.240, SLG: 0.391 (1, 1)			1-2 L3			1-2 K		2-3 K		2	0	0	0	0	1	0
Antonio Alfonseca, R OBP: 0.159, SLG: 0.279 (6, 1)										0	0	0	0	0	0	0
Mike Hessman, R OBP: 0.159, SLG: 0.279 (7, PH)										1	0	0	0	0	1	1
Chris Reitsma, R OBP: 0.159, SLG: 0.279 (8, 1)										0	0	0	0	0	0	0
Kevin Gryboski, R OBP: 0.159, SLG: 0.279 (9, 1)										0	0	0	0	0	0	0

BOTTOM

Cleveland Indians @ Atlanta Braves  
Turner Field, Atlanta, GA  
Fri Jun 18 2004, 7:35 PM EDT  
Att: 28,000 - Unknown - 83 F

livebaseballscores.com

AB	32
R	2
H	6
RBI	2
BB	1
SO	8
LOB	10



Inning Stats	R	H	E	K	S	R	H	E	K	S	R	H	E	K	S	R	H	E	K	S	R	H	E	K	S	R	H	E	K	S	R	H	E	K	S
1B: 2 2B: 3 3B: 0 HR: 1	2	3	0	0	18	0	0	0	10	12	1	1	0	6	9	0	0	0	6	11	0	0	0	10	13	0	0	0	10	14	0	0	0	10	16
SF: 1 SAC: 0 DP: 0 HBP: 0	1	0	0	0	0	0	0	0	0	0	0	0	0	0	0	0	0	0	0	0	0	0	0	0	0	0	0	0	0	0	0	0	0	0	0
WP: 0 PB: 0 SB: 0 CS: 1	0	0	0	0	0	0	0	0	0	0	0	0	0	0	0	0	0	0	0	0	0	0	0	0	0	0	0	0	0	0	0	0	0	0	0

PITCHER	IP	WLS	BF	H	R	ER	SO	BB	IBB	HBP	BLK	WP	HR	S	P	ERA	WHIP
31 Cliff Lee, L ERA: 3.81	7.0	W	27	6	2	2	7	0	0	0	0	0	1	69	89	2.57	0.857
David Riske, R ERA: 5.76	0.2	H	3	0	0	0	1	1	0	0	0	0	0	8	14	0.00	1.500
Cliff Bartosh, L ERA: 6.48	0.1	H	1	0	0	0	0	0	0	0	0	0	0	1	2	0.00	0.000
Jose Jimenez, R ERA: 7.16	1.0	S	3	0	0	0	0	0	0	0	0	0	0	9	15	0.00	0.000

Batter	1	2	3	4	5	6	7	8	9	AB R H RBI BB SO LOB	TOP											
<b>Matt Lawton, L</b> (1, 7) OBP: 0.401, SLG: 0.490	1-0 E3 48 S		0-2 1B			1-1 2B		3-2 1B		4 0 3 0 0 0 0	<b>Cleveland Indians @ Atlanta Braves</b> Turner Field, Atlanta, GA Sat Jun 19 2004, 7:05 PM EDT Att. 41,987 - Cloudy - 87 F											
<b>Omar Vizquel, S</b> (1, 6) OBP: 0.356, SLG: 0.383	1-2 P2		1-2 P4			0-1 F8		1 SAFE 0-2 1B	1 0 0 0 0 0 1													
<b>John McDonald, R</b> (3, PH) OBP: 0.275, SLG: 0.243	SAFE		SAFE					1-2 1B	3 0 1 0 0 0 2													
<b>48 Travis Hafner, L</b> (1, 3) OBP: 0.414, SLG: 0.548	1-3 K				1-1 P6			2-2 G3-1	4 0 0 0 0 1 4													
<b>Casey Blake, R</b> (1, 5) OBP: 0.354, SLG: 0.453	3-2 F7				2-3 K			0-0 P3	4 0 1 0 0 1 1													
<b>Jody Gerut, L</b> (1, 9) OBP: 0.353, SLG: 0.417					0-1 P5			1-0 G6-3	4 0 0 0 0 0 1													
<b>Ronnie Belliard, R</b> (1, 4) OBP: 0.385, SLG: 0.400					2-2 G5-3			0-0 F9	4 0 0 0 0 1 1													
<b>Coco Crisp, S</b> (1, 8) OBP: 0.320, SLG: 0.392					3-2 CS 1B			1-0 G3	3 0 1 0 0 0 1													
<b>Tim Laker, R</b> (1, 2) OBP: 0.231, SLG: 0.288					2-2 F7			2-1 F9	3 0 0 0 0 0 1													
<b>37 Jake Westbrook, R</b> (1, 1) OBP: 0.143, SLG: 0.143					0-3 K			0-0 F8	1 0 0 0 0 1 0													
<b>Raul Gonzalez, R</b> (6, PH) OBP: 0.143, SLG: 0.143									1 0 0 0 0 0 0													
<b>63 Rafael Betancourt, R</b> (6, 1)									0 0 0 0 0 0 0													
<b>Ben Broussard, L</b> (8, PH) OBP: 0.351, SLG: 0.327									1 0 0 0 0 0 0													
<b>Rick White, R</b> (8, 1)									0 0 0 0 0 0 0													
<b>Inning Stats</b>	R: 0 E: 1 K: 1 S: 12	H: 0 LOB: 1 BB: 0 P: 18	R: 0 E: 0 K: 1 S: 6	H: 0 LOB: 0 BB: 0 P: 9	R: 0 E: 0 K: 1 S: 13	H: 1 LOB: 1 BB: 0 P: 14	R: 0 E: 0 K: 1 S: 7	H: 0 LOB: 0 BB: 0 P: 10	R: 0 E: 0 K: 0 S: 9	H: 1 LOB: 0 BB: 0 P: 16	R: 0 E: 0 K: 0 S: 8	H: 1 LOB: 1 BB: 0 P: 11	R: 0 E: 0 K: 0 S: 9	H: 1 LOB: 1 BB: 0 P: 13	R: 0 E: 0 K: 0 S: 12	H: 2 LOB: 2 BB: 0 P: 19	R: 0 E: 0 K: 0 S: 3	H: 0 LOB: 0 BB: 0 P: 4	1B: 4 2B: 2 3B: 0 HR: 0	SF: 0 SAC: 0 DP: 0 HBP: 0	WP: 0 PB: 0 SB: 1 CS: 1	PA: 33
<b>PITCHER</b>	IP WLS BF H R ER SO BB IBB HBP BLK WP HR S P ERA WHIP																					
<b>Paul Byrd, R</b> (1, 1) ERA: 3.69	7.0 W 25 4 0 0 4 0 0 0 0 0 0 0 64 91 0.00 0.571																					
<b>Antonio Alfonseca, R</b> (8, 1) ERA: 3.21	0.2 4 2 0 0 0 0 0 0 0 0 0 0 9 14 0.00 3.000																					
<b>29 John Smoltz, R</b> (8, 1) ERA: 3.21	1.1 S 4 0 0 0 0 0 0 0 0 0 0 0 6 9 0.00 0.000																					

livebaseballscorecards.com

AB	33
R	0
H	6
RBI	0
BB	0
SO	4
LOB	12



Batter	1	2	3	4	5	6	7	8	9	AB	R	H	RBI	BB	SO	LOB	BOTTOM						
<b>Rafael Furcal, S</b> OBP: 0.338, SLG: 0.417 (1, 6) C B B X	2-2 CS 1B	1-2 1-2 1B		1-1 2B			1-1 F9			4	0	3	0	0	0	0							
<b>Nick Green, R</b> OBP: 0.378, SLG: 0.407 (1, 4) 1 SAFE B B X	2-1 G1-3 1-2	0-1 G5-3		1-0 G5-3			0-1 G6-3			4	0	0	0	0	0	4							
<b>J.D. Drew, L</b> OBP: 0.412, SLG: 0.551 (1, 8) F C B B B B	4-2 BB		1-0 G1-3		0-1 G4-3		4-2 BB			2	0	0	0	2	0	0							
<b>10 Chipper Jones, S</b> OBP: 0.333, SLG: 0.431 (1, 5) S F B SAFE B 1 S	2-3 K		1-1 HR 2B		2-3 K		3-2 F7			4	1	1	0	0	2	2							
<b>Julio Franco, R</b> OBP: 0.363, SLG: 0.467 (1, 3) C B C X		1-3 K	1-2 HR		0-0 G3-1		0-1 G4-3			4	1	1	2	0	1	0							
<b>Dewayne Wise, L</b> OBP: 0.264, SLG: 0.458 (1, 9) B C B C X		2-2 HR 1B	0-3 K2-3		0-2 F9		1-0 G5-3			4	1	1	0	0	1	0							
<b>Eli Marrero, R</b> OBP: 0.295, SLG: 0.437 (1, 7) 1 SAFE B B X		2-1 HR	0-0 G5-3		1-2 1B		2-3 K			4	1	2	2	0	1	0							
<b>Eddie Pérez, R</b> OBP: 0.265, SLG: 0.266 (1, 2) B X		1-0 L4		0-0 G6-3		1-3 K				3	0	0	0	0	1	1							
<b>Paul Byrd, R</b> OBP: 0.333, SLG: 0.333 (1, 1) B F B B X <b>Antonio Alfonseca, R</b> (8, 1) C X <b>29 John Smoltz, R</b> (8, 1)		3-2 1B 1B		0-1 F8		1-3 K				3	0	1	0	0	1	1							
<b>Inning Stats</b>	R: 0 E: 0 K: 1 S: 10	H: 1 LOB: 1 BB: 1 P: 20	R: 2 E: 0 K: 1 S: 17	H: 4 LOB: 2 BB: 0 P: 27	R: 2 E: 0 K: 1 S: 10	H: 2 LOB: 0 BB: 0 P: 13	R: 0 E: 0 K: 0 S: 6	H: 1 LOB: 1 BB: 0 P: 8	R: 0 E: 0 K: 1 S: 7	H: 0 LOB: 0 BB: 0 P: 9	R: 0 E: 0 K: 2 S: 12	H: 1 LOB: 1 BB: 0 P: 15	R: 0 E: 0 K: 0 S: 11	H: 0 LOB: 1 BB: 1 P: 19	R: 0 E: 0 K: 1 S: 6	H: 0 LOB: 0 BB: 0 P: 9	1B: 5 2B: 2 3B: 0 HR: 2	SF: 0 SAC: 0 DP: 0 HBP: 0	WP: 0 PB: 0 SB: 0 CS: 1	PA: 34			
<b>PITCHER</b>	IP WLS BF H R ER SO BB IBB HBP BLK WP HR S P ERA WHIP	IP WLS BF H R ER SO BB IBB HBP BLK WP HR S P ERA WHIP	IP WLS BF H R ER SO BB IBB HBP BLK WP HR S P ERA WHIP	IP WLS BF H R ER SO BB IBB HBP BLK WP HR S P ERA WHIP	IP WLS BF H R ER SO BB IBB HBP BLK WP HR S P ERA WHIP	IP WLS BF H R ER SO BB IBB HBP BLK WP HR S P ERA WHIP	IP WLS BF H R ER SO BB IBB HBP BLK WP HR S P ERA WHIP	IP WLS BF H R ER SO BB IBB HBP BLK WP HR S P ERA WHIP	IP WLS BF H R ER SO BB IBB HBP BLK WP HR S P ERA WHIP	IP WLS BF H R ER SO BB IBB HBP BLK WP HR S P ERA WHIP	IP WLS BF H R ER SO BB IBB HBP BLK WP HR S P ERA WHIP	IP WLS BF H R ER SO BB IBB HBP BLK WP HR S P ERA WHIP	IP WLS BF H R ER SO BB IBB HBP BLK WP HR S P ERA WHIP	IP WLS BF H R ER SO BB IBB HBP BLK WP HR S P ERA WHIP	IP WLS BF H R ER SO BB IBB HBP BLK WP HR S P ERA WHIP	IP WLS BF H R ER SO BB IBB HBP BLK WP HR S P ERA WHIP	IP WLS BF H R ER SO BB IBB HBP BLK WP HR S P ERA WHIP	IP WLS BF H R ER SO BB IBB HBP BLK WP HR S P ERA WHIP	IP WLS BF H R ER SO BB IBB HBP BLK WP HR S P ERA WHIP	IP WLS BF H R ER SO BB IBB HBP BLK WP HR S P ERA WHIP	IP WLS BF H R ER SO BB IBB HBP BLK WP HR S P ERA WHIP	IP WLS BF H R ER SO BB IBB HBP BLK WP HR S P ERA WHIP	IP WLS BF H R ER SO BB IBB HBP BLK WP HR S P ERA WHIP

Cleveland Indians @ Atlanta Braves

Turner Field, Atlanta, GA

Sat Jun 19 2004, 7:05 PM EDT

Att: 41,987 - Cloudy - 87 F

livebaseballscores.com

AB	32
R	4
H	9
RBI	4
BB	2
SO	7
LOB	8



Batter	1	2	3	4	5	6	7	8	9	AB R H RBI BB SO LOB	TOP
--------	---	---	---	---	---	---	---	---	---	----------------------	-----

<b>Matt Lawton, L</b> (1, 7) <small>OBP: 0.395, SLG: 0.481</small>	3-2 	2-0 			2-0 		1-2 		1-1 	5 0 0 0 0 0 0	
<b>Coco Crisp, S</b> (1, 8) <small>OBP: 0.335, SLG: 0.408</small>	4-1 		3-2 		1-0 		0-0 		2-3 	4 3 3 0 1 1 0	
<b>48 Travis Hafner, L</b> (1, 3) <small>OBP: 0.412, SLG: 0.542</small> <b>David Riske, R</b> (8, 1)	2-2 		0-0 		1-3 		3-1 		2-2 	4 0 1 1 0 1 3	
<b>Raul Gonzalez, R</b> (9, PH) <b>Jose Jimenez, R</b> (9, 1)	1-2 		2-H 		1-2 		1-2 			0 0 0 0 0 0 0	
<b>41 Victor Martinez, S</b> (1, 2) <small>OBP: 0.378, SLG: 0.549</small>	0-0 		1-1 		4-0 		4-0 			2 1 1 1 2 0 1	
<b>Casey Blake, R</b> (1, 5) <small>OBP: 0.356, SLG: 0.454</small>	2-2 		3-3 		0-1 		3-1 			4 0 2 2 0 1 2	
<b>Jody Gerut, L</b> (1, 9) <small>OBP: 0.348, SLG: 0.411</small>	0-0 			1-0 		0-2 		0-0 		4 0 0 0 0 0 1	
<b>Lou Merloni, R</b> (1, 4) <small>OBP: 0.342, SLG: 0.350</small>		0-0 		2-2 		0-0 		1-0 		4 0 1 0 0 1 1	
<b>John McDonald, R</b> (1, 6) <small>OBP: 0.295, SLG: 0.293</small>		0-2 		0-0 		1-1 		0-2 		4 0 2 0 0 1 1	
<b>Jason Davis, R</b> (1, 1) <small>OBP: 0.200, SLG: 0.800</small> <b>Ben Broussard, L</b> (8, PH) <small>OBP: 0.349, SLG: 0.325</small>		0-0 		2-3 		0-2 		1-1 		3 1 1 1 0 1 2	
										1 0 0 0 0 0 1	

Inning Stats	R: 2 E: 0 K: 0 S: 13	H: 2 LOB: 1 BB: 1 P: 24	R: 1 E: 0 K: 1 S: 6	H: 1 LOB: 0 BB: 0 P: 8	R: 1 E: 0 K: 1 S: 12	H: 2 LOB: 0 BB: 0 P: 19	R: 0 E: 0 K: 2 S: 8	H: 1 LOB: 1 BB: 0 P: 13	R: 0 E: 0 K: 1 S: 7	H: 1 LOB: 2 BB: 1 P: 15	R: 0 E: 0 K: 0 S: 9	H: 1 LOB: 1 BB: 0 P: 10	R: 1 E: 0 K: 0 S: 8	H: 2 LOB: 2 BB: 1 P: 19	R: 0 E: 1 K: 0 S: 7	H: 1 LOB: 0 BB: 0 P: 9	R: 0 E: 0 K: 1 S: 9	H: 0 LOB: 0 BB: 0 P: 14	1B: 8 2B: 3 3B: 0 HR: 1	SF: 0 SAC: 0 DP: 2 HBP: 0	WP: 0 PB: 0 SB: 3 CS: 0	PA: 39
--------------	-------------------------------	----------------------------------	------------------------------	---------------------------------	-------------------------------	----------------------------------	------------------------------	----------------------------------	------------------------------	----------------------------------	------------------------------	----------------------------------	------------------------------	----------------------------------	------------------------------	---------------------------------	------------------------------	----------------------------------	----------------------------------	------------------------------------	----------------------------------	--------

PITCHER	IP	WLS	BF	H	R	ER	SO	BB	IBB	HBP	BLK	WP	HR	S	P	ERA	WHIP
<b>Russ Ortiz, R</b> (1, 1) <small>ERA: 4.18</small>	6.1	L	29	9	5	5	5	1	1	0	0	0	1	59	94	7.11	1.579
<b>Armando Almanza, L</b> (7, 1) <small>ERA: 5.73</small>	0.1		2	0	0	0	0	0	1	0	0	0	0	2	9	0.00	0.000
<b>Kevin Gryboski, R</b> (7, 1) <small>ERA: 2.82</small>	0.1		1	1	0	0	0	0	0	0	0	0	0	2	5	0.00	3.000
<b>Chris Reitsma, R</b> (8, 1) <small>ERA: 4.03</small>	1.0		4	1	0	0	0	0	0	0	0	0	0	7	9	0.00	1.000
<b>Antonio Alfonseca, R</b> (9, 1) <small>ERA: 3.58</small>	1.0		3	0	0	0	1	0	0	0	0	0	0	9	14	0.00	0.000

**Cleveland Indians @ Atlanta Braves**  
 Turner Field, Atlanta, GA  
 Sun Jun 20 2004, 1:05 PM EDT  
 Att. 31,000 - Cloudy - 84 F

[livebaseballscorecards.com](http://livebaseballscorecards.com)

<b>AB</b>	36
<b>R</b>	5
<b>H</b>	11
<b>RBI</b>	5
<b>BB</b>	3
<b>SO</b>	6
<b>LOB</b>	12



Batter	1	2	3	4	5	6	7	8	9	AB R H RBI BB SO LOB	BOTTOM											
Rafael Furcal, S OBP: 0.337, SLG: 0.410 (1, 6)	1-0 G1-3 		4-2 BB 		0-2 G3-1 			2-3 K 		3 0 0 0 1 1 2	<b>Cleveland Indians @ Atlanta Braves</b> Turner Field, Atlanta, GA Sun Jun 20 2004, 1:05 PM EDT Att. 31,000 - Cloudy - 84 F <a href="http://livebaseballscorecards.com">livebaseballscorecards.com</a>											
Nick Green, R OBP: 0.367, SLG: 0.393 (1, 4)	0-2 F8 		0-3 K 			1-2 F8 		1-0 P4 		4 0 0 0 0 1 2												
J.D. Drew, L OBP: 0.410, SLG: 0.559 (1, 8)	1-3 K 			0-2 G3-1 		3-2 HR 		2-1 P4 		4 1 1 1 0 1 0												
10 Chipper Jones, S OBP: 0.331, SLG: 0.446 (1, 5)		2-3 K 		1-3 K 		3-1 HR 		0-1 G4-3 		4 1 1 1 0 2 0												
Johnny Estrada, S OBP: 0.374, SLG: 0.478 (1, 2)		2-1 F8 		1-1 F9 		0-1 G3-1 		0-0 G1-3 		4 0 0 0 0 0 0												
Julio Franco, R OBP: 0.353, SLG: 0.452 (1, 3)		0-2 G4-3 			0-0 G6-3 		1-3 K 		3-3 K 			4 0 0 0 0 2 0										
Dewayne Wise, L OBP: 0.266, SLG: 0.450 (1, 9)			0-1 G3 		4-0 SH1-4 1B BB 		0-2 F8 					2 0 0 0 1 0 0										
Eli Marrero, R OBP: 0.309, SLG: 0.446 (1, 7)			0-1 SH1-4 1B 		2-1 SH1-4 1B 		1-3 K 					3 0 2 0 0 1 0										
Russ Ortiz, R OBP: 0.187, SLG: 0.130 Armando Almanza, L Kevin Gryboski, R Mark DeRosa, R OBP: 0.289, SLG: 0.317 Chris Reitsma, R Antonio Alfonseca, R (1, 1) (7, 1) (7, 1) (7, PH) (8, 1) (9, 1)			1-1 SH1-4 		0-0 SH1-4 		2-0 G5-3 				0 1 0											
<b>Inning Stats</b>	R: 0 E: 0 K: 1 S: 7	H: 0 LOB: 0 BB: 0 P: 9	R: 0 E: 0 K: 1 S: 10	H: 0 LOB: 0 BB: 14	R: 0 E: 0 K: 1 S: 13	H: 1 LOB: 2 BB: 1 P: 18	R: 0 E: 0 K: 1 S: 8	H: 0 LOB: 0 BB: 0 P: 10	R: 0 E: 0 K: 1 S: 7	H: 1 LOB: 2 BB: 1 P: 13	R: 2 E: 0 K: 1 S: 15	H: 2 LOB: 0 BB: 0 P: 23	R: 0 E: 0 K: 1 S: 8	H: 0 LOB: 0 BB: 0 P: 11	R: 0 E: 0 K: 1 S: 6	H: 0 LOB: 0 BB: 0 P: 11	R: 0 E: 0 K: 1 S: 6	H: 0 LOB: 0 BB: 0 P: 9	1B: 2 2B: 0 3B: 0 HR: 2	SF: 0 SAC: 2 DP: 0 HBP: 0	WP: 0 PB: 0 SB: 0 CS: 0	PA: 33 ERA WHIP
<b>PITCHER</b> Jason Davis, R ERA: 5.46 David Riske, R ERA: 5.58 Jose Jimenez, R ERA: 6.91	IP 7.0 WLS W (8, 1) S (9, 1)	WLS W H 3 S 3	BF 27 R 0 S 3	H 4 R 0 S 0	R 2 ER 0 S 0	ER 2 SO 6 S 1	BB 2 IBB 0 HBP 0 BLK 0	WP 0 HR 0 S 6 P 9	HR 2 S 6 P 9	S 68 P 11 0.00 0.000	ERA 2.57 WHIP 0.857	IP 7.0 WLS H (8, 1) S (9, 1)	WLS H 3 S 3	BF 27 R 0 S 3	H 4 R 0 S 0	R 2 ER 0 S 0	ER 2 SO 6 S 1	BB 2 IBB 0 HBP 0 BLK 0	WP 0 HR 0 S 6 P 9	HR 2 S 6 P 9	ERA 5.46 5.58 6.91	WHIP 0.857

**Cleveland Indians @ Atlanta Braves**

Turner Field, Atlanta, GA

Sun Jun 20 2004, 1:05 PM EDT  
Att. 31,000 - Cloudy - 84 F

**AB 29**  
**R 2**  
**H 4**  
**RBI 2**  
**BB 2**  
**SO 8**  
**LOB 4**



Batter	1	2	3	4	5	6	7	8	9	AB R H RBI BB SO LOB	TOP											
<b>Ronnie Belliard, R</b> (1, 4) OBP: 0.386, SLG: 0.409	3-1 HR	0-1 G5-3			4-1 FC6-4 BB		0-0 G6-3		3-2 G6-3	4 1 1 1 1 0 1												
<b>Coco Crisp, S</b> (1, 8) OBP: 0.331, SLG: 0.401	2-1 G6-3		2-0 F8		2-1 FC6-4 1B 41 1B		2-2 P4		1-0 CS 1B	5 1 1 0 0 0 1												
<b>Matt Lawton, L</b> (1, 7) OBP: 0.396, SLG: 0.481	0-0 G4-3		0-1 F9 48 CS 1B		1-0 HBP 41 1B		1-0 G3		1-0 CS	4 0 2 0 0 0 0												
<b>41 Victor Martinez, S</b> (1, 2) OBP: 0.388, SLG: 0.562	1-2 HR 1B		1-0 1B		0-0 HBP 1B			1-2 G3 SF7 2B		4 2 4 1 0 0 0												
<b>Casey Blake, R</b> (1, 5) OBP: 0.358, SLG: 0.466	2-1 HR		2-0 F9		2-2 HBP			3-1 G3		3 1 1 2 0 0 3												
<b>48 Travis Hafner, L</b> (1, 10) OBP: 0.413, SLG: 0.540	1-3 K		0-2 CS		1-1 F7			4-0 IBB		3 0 1 0 1 1 3												
<b>Lou Merloni, R</b> (1, 3) OBP: 0.331, SLG: 0.340		3-2 L7		0-0 G6-3		1-3 K		1-2 SF7		3 0 0 1 0 1 0												
<b>Ben Broussard, L</b> (8, 3) OBP: 0.349, SLG: 0.325										0 0 0 0 0 0 0	<b>AB 33</b>											
<b>Raul Gonzalez, R</b> (1, 9) OBP: 0.091, SLG: 0.091		1-0 G6-3		2-3 K		0-0 F9		3-1 L7		3 0 0 0 0 1 0	<b>R 5</b>											
<b>Jody Gerut, L</b> (8, PH) OBP: 0.347, SLG: 0.409										1 0 0 0 0 0 1	<b>H 10</b>											
<b>John McDonald, R</b> (1, 6) OBP: 0.292, SLG: 0.273		4-1 BB			0-0 F9		1-3 K		0-0 F9	3 0 0 0 1 1 0	<b>RBI 5</b>											
											<b>BB 3</b>											
											<b>SO 4</b>											
											<b>LOB 9</b>											
<b>Inning Stats</b>	R: 3 E: 0 K: 1 S: 13	H: 3 LOB: 0 BB: 0 P: 22	R: 0 E: 0 K: 0 S: 8	H: 0 LOB: 1 BB: 1 P: 16	R: 0 E: 0 K: 0 S: 8	H: 2 LOB: 1 BB: 0 P: 13	R: 0 E: 0 K: 1 S: 7	H: 1 LOB: 0 BB: 0 P: 11	R: 1 E: 0 K: 0 S: 10	H: 2 LOB: 3 BB: 1 P: 20	R: 0 E: 0 K: 2 S: 9	H: 0 LOB: 0 BB: 0 P: 11	R: 0 E: 0 K: 0 S: 6	H: 0 LOB: 0 BB: 0 P: 9	R: 1 E: 0 K: 0 S: 12	H: 1 LOB: 1 BB: 1 P: 23	R: 0 E: 0 K: 0 S: 6	H: 1 LOB: 0 BB: 0 P: 11	1B: 7 2B: 1 3B: 0 HR: 2	SF: 1 SAC: 0 DP: 0 HBP: 1	WP: 0 PB: 0 SB: 0 CS: 2	PA: 40
<b>PITCHER</b>	IP WLS BF H R ER SO BB IBB HBP BLK WP HR S P ERA WHIP																					
<b>Scott Schoeneweis, L</b> (1, 1) ERA: 4.36	7.0 L 30 8 4 4 4 2 0 1 0 0 2 61 102 5.14 1.429																					
<b>Michael Jackson, R</b> (8, 1) ERA: 5.4	0.2 4 1 1 1 0 0 1 0 0 0 0 10 18 13.50 1.500																					
<b>Neal Cotts, L</b> (8, 1) ERA: 5.63	0.1 1 0 0 0 0 0 0 0 0 0 0 2 5 0.00 0.000																					
<b>Cliff Politte, R</b> (9, 1) ERA: 5.48	0.2 2 0 0 0 0 0 0 0 0 0 0 5 8 0.00 0.000																					
<b>Vic Darensbourg, L</b> (9, 1) ERA:	0.1 1 1 0 0 0 0 0 0 0 0 0 1 3 0.00 3.000																					

Cleveland Indians @ Chicago White Sox  
 U.S. Cellular Field, Chicago, IL  
 Mon Jun 21 2004, 8:05 PM EDT  
 Att. 29,722 - Overcast - 67 F

<b>AB</b>	33
<b>R</b>	5
<b>H</b>	10
<b>RBI</b>	5
<b>BB</b>	3
<b>SO</b>	4
<b>LOB</b>	9





Batter	1	2	3	4	5	6	7	8	9	AB	R	H	RBI	BB	SO	LOB
5 Juan Uribe, R OBP: 0.360, SLG: 0.524 (1, 4)	0-1 G4-3	1-0 F8			0-3 K		3-2 P5			4	0	0	0	0	1	2
Timo Perez, L OBP: 0.303, SLG: 0.345 Miguel Olivo, R OBP: 0.321, SLG: 0.500 (8, PH) (9, 2)	2-2 P3		0-2 G6-3		1-2 G6-3			3-2 F7		3	0	0	0	0	0	0
Frank Thomas, R OBP: 0.456, SLG: 0.619 (1, 10)	4-1 HBP BB		3-3 K		1-2 G6-3			2-2 F8		3	0	0	0	1	1	0
Carlos Lee, R OBP: 0.354, SLG: 0.429 (1, 7)	3-0 1-2 HBP		0-2 F7		3-2 G6-3			3-2 G6-3		3	0	0	0	0	0	0
14 Paul Konerko, R OBP: 0.367, SLG: 0.514 (1, 3)	2-3 K			1-1 G1-3		2-2 F7			1-3 K	4	0	0	0	0	2	2
Aaron Rowand, R OBP: 0.361, SLG: 0.541 (1, 8) (9, 9)		1-0 E 1B		1-2 HR		2-1 1B			2-2 F7	4	1	3	1	0	0	0
Jose Valentin, S OBP: 0.318, SLG: 0.536 (1, 6)		2-0 L9		0-2 G3		1-2 F9			1-3 K	4	0	0	0	0	1	2
24 Joe Crede, R OBP: 0.292, SLG: 0.438 (1, 5)		0-3 K		0-2 2B			0-1 F7			3	0	1	0	0	1	1
Sandy Alomar Jr., R OBP: 0.327, SLG: 0.352 Willie Harris, L OBP: 0.367, SLG: 0.344 (1, 2) (9, 8)		0-2 E6		0-2 F8			0-1 G4-3			3	0	0	0	0	0	2
		1-2								0	0	0	0	0	0	0

Inning Stats	R: 0	H: 0	E: 0	K: 1	S: 12	R: 0	H: 0	E: 1	K: 1	S: 10	R: 0	H: 0	E: 0	K: 1	S: 9	R: 1	H: 2	E: 0	K: 0	S: 14	R: 0	H: 0	E: 0	K: 1	S: 9	R: 0	H: 1	E: 0	K: 0	S: 12	R: 0	H: 0	E: 0	K: 0	S: 7	R: 0	H: 0	E: 0	K: 0	S: 9	R: 0	H: 0	E: 0	K: 2	S: 9	1B: 2	2B: 1	3B: 0	HR: 1	SF: 0	SAC: 0	DP: 0	HBP: 1	WP: 0	PB: 0	SB: 0	CS: 0	PA: 34
PITCHER	IP	WLS	BF	H	R	ER	SO	BB	IBB	HBP	BLK	WP	HR	S	P	ERA	WHIP																																									
CC Sabathia, L ERA: 2.8 (1, 1)	8.0	W	31	4	1	1	4	1	0	1	0	0	1	82	123	1.12	0.625																																									
59 Matt Miller, R ERA: 1.8 (9, 1)	1.0		3	0	0	0	2	0	0	0	0	0	0	9	13	0.00	0.000																																									

BOTTOM

Cleveland Indians @ Chicago White Sox  
U.S. Cellular Field, Chicago, IL  
Mon Jun 21 2004, 8:05 PM EDT  
Att. 29,722 - Overcast - 67 F

livebaseballscorecards.com

AB	32
R	1
H	4
RBI	1
BB	1
SO	6
LOB	9



Batter	1	2	3	4	5	6	7	8	9	10	AB R H RBI BB SO LOB	TOP													
<b>Matt Lawton, L</b> OBP: 0.396, SLG: 0.489 (1, 7)	F8			P4	2B 48 1B BB	3-2 HR		L8			4 2 1 2 1 0 0	<b>Cleveland Indians @ Chicago White Sox</b> U.S. Cellular Field, Chicago, IL Tue Jun 22 2004, 8:05 PM EDT Att. 27,922 - Sunny - 72 F													
<b>Omar Vizquel, S</b> OBP: 0.353, SLG: 0.384 (1, 6)	G4-3			K	48 1B 41 E 1-3 2-H 2B	F8		G4-3			5 1 1 1 0 1 0														
<b>48 Travis Hafner, L</b> OBP: 0.413, SLG: 0.536 (1, 10)	K										5 0 2 1 0 2 0														
<b>41 Victor Martinez, S</b> OBP: 0.388, SLG: 0.563 (1, 2)			F8	F8	41 E 1B 2-3 3-H 1B	E9		F8			5 0 2 1 0 0 1														
<b>Jody Gerut, L</b> OBP: 0.348, SLG: 0.407 (1, 9)			F8		1B HR			F8			4 1 1 0 1 0 1														
<b>Casey Blake, R</b> OBP: 0.356, SLG: 0.460 (1, 5)			K		1B HR			K			5 1 1 0 0 2 4														
<b>Ronnie Belliard, R</b> OBP: 0.386, SLG: 0.420 (1, 4)				G6-3				F7			5 1 2 3 0 0 0														
<b>Ben Broussard, L</b> OBP: 0.356, SLG: 0.329 (1, 3)				P5				E8			4 2 2 0 1 1 0														
<b>Coco Crisp, S</b> OBP: 0.327, SLG: 0.414 (1, 8)				G6-3				K			5 1 1 1 0 2 4														
<b>Inning Stats</b>	R: 0 E: 0 K: 1 S: 12	H: 0 LOB: 0 BB: 0 P: 19	R: 0 E: 0 K: 1 S: 10	H: 0 LOB: 0 BB: 0 P: 19	R: 0 E: 0 K: 0 S: 10	H: 1 LOB: 1 BB: 0 P: 15	R: 0 E: 0 K: 1 S: 9	H: 1 LOB: 1 BB: 0 P: 12	R: 6 E: 2 K: 1 S: 21	H: 7 LOB: 2 BB: 2 P: 37	R: 2 E: 0 K: 0 S: 19		H: 2 LOB: 0 BB: 0 P: 30	R: 0 E: 0 K: 2 S: 13	H: 1 LOB: 1 BB: 0 P: 19	R: 1 E: 0 K: 1 S: 9	H: 1 LOB: 0 BB: 0 P: 15	R: 0 E: 0 K: 0 S: 7	H: 0 LOB: 0 BB: 0 P: 13	R: 0 E: 0 K: 1 S: 13	H: 1 LOB: 2 BB: 1 P: 21	1B: 8 2B: 2 3B: 0 HR: 3	SF: 0 SAC: 0 DP: 1 HBP: 0	WP: 0 PB: 1 SB: 0 CS: 0	PA: 45
<b>PITCHER</b>	IP WLS BF H R ER SO BB IBB HBP BLK WP HR S P ERA WHIP																								
<b>Esteban Loaiza, R</b> ERA: 4.18 (1, 1)	4.1																								
<b>Neal Cotts, L</b> ERA: 5.96 (5, 1)	1.2																								
<b>Damaso Marte, L</b> ERA: 2.9 (7, 1)	2.0																								
<b>Shingo Takatsu, R</b> ERA: 1.0 (9, 1)	2.0	W																							

livebaseballscorecards.com

AB	42
R	9
H	13
RBI	9
BB	3
SO	8
LOB	10



BOTTOM

Cleveland Indians @ Chicago White Sox  
U.S. Cellular Field, Chicago, IL

Tue Jun 22 2004, 8:05 PM EDT  
Att. 27,922 - Sunny - 72 F

livebaseballscorecards.com

AB	42
R	11
H	15
RBI	11
BB	6
SO	6
LOB	23



WP:	0	PA:	50
PB:	0		
SB:	1		
CS:	1		

AB R H RBI BB SO LOB

5	1	0	0	1	1	3
5	2	2	1	1	1	0
4	3	2	4	1	1	1
5	2	3	0	1	0	3
5	1	4	5	0	0	1
5	0	0	0	0	2	7
4	0	1	0	1	0	1
4	1	2	1	1	0	1
4	1	1	0	0	0	6
1	0	0	0	0	1	0
0	0	0	0	0	0	0

Batter 1 2 3 4 5 6 7 8 9 10

<p><b>Willie Harris, L</b> OBP: 0.361, SLG: 0.335 (1, 8)</p>	<p><b>5 Juan Uribe, R</b> OBP: 0.363, SLG: 0.522 (1, 4)</p>	<p><b>Frank Thomas, R</b> OBP: 0.461, SLG: 0.631 (1, 10)</p>	<p><b>Carlos Lee, R</b> OBP: 0.361, SLG: 0.439 (1, 7)</p>	<p><b>Jose Valentin, S</b> OBP: 0.327, SLG: 0.568 (1, 6)</p>	<p><b>14 Paul Konerko, R</b> OBP: 0.360, SLG: 0.502 (1, 3)</p>	<p><b>Aaron Rowand, R</b> OBP: 0.362, SLG: 0.533 (1, 9)</p>	<p><b>24 Joe Crede, R</b> OBP: 0.298, SLG: 0.443 (1, 5)</p>	<p><b>Miguel Olivo, R</b> OBP: 0.319, SLG: 0.492 (1, 2)</p> <p><b>Ross Gload, L</b> OBP: 0.340, SLG: 0.388 (9, PH)</p> <p><b>Jamie Burke, R</b> OBP: 0.500, SLG: 0.615 (10, 2)</p>
<p><b>Inning Stats</b></p> <p>R: 3 H: 1 E: 1 K: 1 S: 27</p>	<p>R: 0 H: 2 E: 0 K: 0 S: 11</p>	<p>R: 5 H: 6 E: 0 K: 1 S: 23</p>	<p>R: 0 H: 1 E: 0 K: 0 S: 8</p>	<p>R: 0 H: 1 E: 0 K: 0 S: 9</p>	<p>R: 0 H: 1 E: 0 K: 1 S: 7</p>	<p>R: 1 H: 2 E: 0 K: 3 S: 13</p>	<p>R: 0 H: 0 E: 0 K: 0 S: 11</p>	<p>R: 2 H: 1 E: 0 K: 0 S: 11</p>

PITCHER	IP	WLS	BF	H	R	ER	SO	BB	IBB	HBP	BLK	WP	HR	S	P	ERA	WHIP
<b>Scott Elarton, R</b> ERA: 9.18 (1, 1)	0.2		8	1	3	2	1	4	0	0	0	0	0	24	46	27.00	7.500
<b>Kazuhito Tadano, R</b> ERA: 7.3 (1, 1)	3.1		20	9	5	5	1	1	0	0	0	0	1	45	67	13.50	3.000
<b>Rick White, R</b> ERA: 2.9 (5, 1)	2.0		8	2	0	0	0	1	0	0	0	0	0	15	22	0.00	1.500
<b>59 Matt Miller, R</b> ERA: 2.25 (7, 1)	1.0		4	1	1	1	1	0	0	0	0	0	0	10	13	9.00	1.000
<b>Cliff Bartosh, L</b> ERA: 6.48 (8, 1)	0.0	B	1	1	0	0	0	0	0	0	0	0	0	3	4	∞	∞

PITCHER	IP	WLS	BF	H	R	ER	SO	BB	IBB	HBP	BLK	WP	HR	S	P	ERA	WHIP
<b>David Riske, R</b> ERA: 5.23 (8, 1)	2.0		6	0	0	0	3	0	0	0	0	0	0	18	25	0.00	0.000
<b>Jose Jimenez, R</b> ERA: 7.45 (10, 1)	0.1	L	3	1	2	2	0	0	0	1	0	0	1	11	16	54.00	3.000

Batter	1	2	3	4	5	6	7	8	9	AB R H RBI BB SO LOB	TOP											
Ronnie Belliard, R (1, 4) OBP: 0.386, SLG: 0.435	1-3 		0-1 		0-0 		3-2 	1-1 		5 2 2 1 0 1 0												
Omar Vizquel, S (1, 6) OBP: 0.348, SLG: 0.378	0-1 		0-0 		0-0 		0-2 		3-1 	4 0 0 0 0 0 0												
Matt Lawton, L (1, 7) OBP: 0.396, SLG: 0.486	1-0 		0-1 		0-1 		0-1 		4-1 	4 0 1 1 1 0 0												
41 Victor Martinez, S (1, 2) OBP: 0.388, SLG: 0.557		0-0 		4-1 		0-0 		1-1 	3-1 	4 2 1 0 1 0 2												
Casey Blake, R (1, 5) OBP: 0.361, SLG: 0.475		4-0 		0-1 		2-0 		1-1 		3 2 2 1 1 0 1												
48 Travis Hafner, L (1, 10) OBP: 0.418, SLG: 0.538		2-2 		1-0 		0-0 		1-1 		3 1 2 1 0 0 0												
Lou Merloni, R (1, 3) OBP: 0.331, SLG: 0.368		1-3 		0-0 		1-1 		0-0 		3 1 1 1 0 1 3												
Ben Broussard, L (8, PH) OBP: 0.359, SLG: 0.352										1 1 1 4 0 0 0												
Jody Gerut, L (1, 9) OBP: 0.347, SLG: 0.404		1-1 		0-0 		0-0 		2-0 		4 0 1 0 0 0 4												
Coco Crisp, S (1, 8) OBP: 0.320, SLG: 0.404			1-3 		0-0 		3-3 		1-1 	4 0 0 0 0 2 3												
<b>Inning Stats</b>	R: 0 E: 0 K: 1 S: 6	H: 0 LOB: 0 BB: 0 P: 8	R: 0 E: 0 K: 1 S: 12	H: 0 LOB: 2 BB: 1 P: 20	R: 1 E: 0 K: 1 S: 8	H: 1 LOB: 0 BB: 0 P: 9	R: 1 E: 1 K: 0 S: 7	H: 1 LOB: 2 BB: 1 P: 12	R: 1 E: 0 K: 0 S: 5	H: 2 LOB: 0 BB: 0 P: 5	R: 2 E: 0 K: 1 S: 8	H: 3 LOB: 1 BB: 0 P: 14	R: 0 E: 0 K: 0 S: 9	H: 0 LOB: 0 BB: 0 P: 12	R: 4 E: 0 K: 0 S: 12	H: 4 LOB: 0 BB: 0 P: 19	R: 0 E: 0 K: 0 S: 5	H: 0 LOB: 0 BB: 1 P: 15	1B: 6 2B: 2 3B: 0 HR: 4	SF: 0 SAC: 1 DP: 3 HBP: 1	WP: 0 PB: 0 SB: 0 CS: 1	PA: 40
<b>PITCHER</b>	IP WLS BF H R ER SO BB IBB HBP BLK WP HR S P ERA WHIP																					
56 Mark Buehrle, L (1, 1) ERA: 4.49	7.0 L 33 10 8 8 4 2 0 0 0 0 0 3 61 89 10.29 1.714																					
Michael Jackson, R (8, 1) ERA: 5.53	1.0 4 1 1 1 0 0 0 0 0 0 0 1 6 10 9.00 1.000																					
Vic Darensbourg, L (9, 1) ERA:	1.0 3 0 0 0 0 0 1 0 0 0 0 0 5 15 0.00 1.000																					

Cleveland Indians @ Chicago White Sox  
 U.S. Cellular Field, Chicago, IL  
 Wed Jun 23 2004, 8:05 PM EDT  
 Att. 21,654 - Sunny - 81 F

livebaseballscorecards.com

AB	35
R	9
H	11
RBI	9
BB	3
SO	4
LOB	13



Batter	1	2	3	4	5	6	7	8	9	AB	R	H	RBI	BB	SO	LOB
Aaron Rowand, R OBP: 0.363, SLG: 0.548 (1, 8)	1-3 K	2-1 F8			0-0 HR		0-2 G5-3		1-2 F9 5 F9 5 WP 1B	5	1	2	1	0	1	3
5 Juan Uribe, R OBP: 0.360, SLG: 0.523 (1, 4)	0-1 F7		2-1 G6-3		1-2 3B		0-3 K		2-2 F9 1-3	5	0	1	0	0	1	1
Frank Thomas, R OBP: 0.453, SLG: 0.616 (1, 10)	1-1 F8		1-1 F7		2-3 K		0-1 E7 1B		2-3 K	5	1	0	0	0	2	2
Carlos Lee, R OBP: 0.362, SLG: 0.440 (1, 7)		2-0 BB 1B	2-3 K		3-3 K		1-0 2-H 1B			4	1	2	1	0	2	1
14 Paul Konerko, R OBP: 0.362, SLG: 0.528 (1, 3)		0-3 K		3-2 E6 FC6-4		0-0 HR		1-1 HR		4	2	2	2	0	1	1
Jose Valentin, S OBP: 0.326, SLG: 0.559 (1, 6)		4-2 1B BB		0-0 B3		2-2 P5		2-3 K		3	0	0	0	1	1	1
24 Joe Crede, R OBP: 0.297, SLG: 0.438 (1, 5)		0-1 F8		1-3 K		4-0 PB BB		0-2 F9		3	0	0	0	1	1	3
Jamie Burke, R OBP: 0.444, SLG: 0.529 (1, 9)		0-1 BB 1B		1-1 FC6-4 1-2f		0-1 F8		1-1 G6-3		4	0	1	1	0	0	2
Sandy Alomar Jr., R OBP: 0.327, SLG: 0.344 Ross Gload, L OBP: 0.337, SLG: 0.384 (9, PH)		4-2 BB		2-2 F7		1-0 G6-3		0-0 F9		2	0	0	0	1	0	1

Inning Stats	R: 0	H: 0	E: 0	K: 1	S: 9	R: 1	H: 2	E: 0	K: 1	S: 15	R: 0	H: 0	E: 0	K: 1	S: 7	R: 0	H: 0	E: 1	K: 1	S: 9	R: 1	H: 2	E: 0	K: 2	S: 16	R: 1	H: 1	E: 0	K: 0	S: 7	R: 1	H: 1	E: 1	K: 1	S: 9	R: 1	H: 1	E: 0	K: 1	S: 12	R: 0	H: 1	E: 0	K: 1	S: 13	1B: 4	2B: 0	3B: 1	HR: 3	SF: 0	SAC: 0	DP: 0	HBP: 0	WP: 1	PB: 1	SB: 0	CS: 0	PA: 39
--------------	------	------	------	------	------	------	------	------	------	-------	------	------	------	------	------	------	------	------	------	------	------	------	------	------	-------	------	------	------	------	------	------	------	------	------	------	------	------	------	------	-------	------	------	------	------	-------	-------	-------	-------	-------	-------	--------	-------	--------	-------	-------	-------	-------	--------

PITCHER	IP	WLS	BF	H	R	ER	SO	BB	IBB	HBP	BLK	WP	HR	S	P	ERA	WHIP
31 Cliff Lee, L ERA: 3.86 (1, 1)	6.0	W	27	5	3	3	6	3	0	0	0	0	2	63	102	4.50	1.333
63 Rafael Betancourt, R ERA: 3.79 (7, 1)	2.0	H	8	2	2	1	2	0	0	0	0	0	1	21	26	4.50	1.000
David Riske, R ERA: 5.08 (9, 1)	1.0		4	1	0	0	1	0	0	0	0	1	0	13	18	0.00	1.000

BOTTOM

Cleveland Indians @ Chicago White Sox  
U.S. Cellular Field, Chicago, IL  
Wed Jun 23 2004, 8:05 PM EDT  
Att. 21,654 - Sunny - 81 F

livebaseballscorecards.com

AB	36
R	5
H	8
RBI	5
BB	3
SO	9
LOB	15



Batter	1	2	3	4	5	6	7	8	9	AB R H RBI BB SO LOB	TOP		
<b>Matt Lawton, L</b> (1, 7) OBP: 0.401, SLG: 0.487	4-1 BB		0-0 48 S 1B		0-0 2-H 1B		1-1 G4-3			3 0 2 1 1 0 0			
<b>Omar Vizquel, S</b> (1, 6) OBP: 0.346, SLG: 0.375	2-3 K		2-0 F9		1-0 1-2 1B		2-3 K			4 0 1 0 0 2 2			
<b>48 Travis Hafner, L</b> (1, 10) OBP: 0.412, SLG: 0.529	2-3 K		3-2 F8		1-2 F7		1-3 K			4 0 0 0 0 2 4			
<b>41 Victor Martinez, S</b> (1, 2) OBP: 0.386, SLG: 0.550	0-0 P2		4-0 BB		0-1 P2			2-2 P4		3 0 0 0 1 0 3			
<b>Jody Gerut, L</b> (1, 9) OBP: 0.345, SLG: 0.406			0-0 G5-3		0-1 F8			0-0 F9		4 0 1 0 0 0 4			
<b>Casey Blake, R</b> (1, 5) OBP: 0.360, SLG: 0.475			1-3 K		2-3 K		1-1 G4-3 2B		2-0 F8	4 0 1 0 0 2 1			
<b>Ben Broussard, L</b> (1, 3) OBP: 0.352, SLG: 0.343			1-2 P5		0-0 P6		3-3 K		1-0 F7	4 0 0 0 0 1 2			
<b>Ronnie Belliard, R</b> (1, 4) OBP: 0.384, SLG: 0.430			4-1 BB		0-0 P3		1-0 G4-3		2-2 F8	3 0 0 0 1 0 1			
<b>Coco Crisp, S</b> (1, 8) OBP: 0.318, SLG: 0.406			3-1 P5		2-2 1B 2B		2-2 G4-3		1-1 G4-3	4 1 1 0 0 0 3			
<b>Inning Stats</b>	R: 0 E: 0 K: 2 S: 8 H: 0 LOB: 1 BB: 1 P: 16	R: 0 E: 0 K: 1 S: 11 H: 1 LOB: 2 BB: 1 P: 20	R: 0 E: 0 K: 1 S: 7 H: 1 LOB: 2 BB: 1 P: 16	R: 0 E: 0 K: 1 S: 7 H: 0 LOB: 0 BB: 0 P: 9	R: 1 E: 0 K: 0 S: 12 H: 3 LOB: 2 BB: 0 P: 16	R: 0 E: 0 K: 1 S: 10 H: 1 LOB: 1 BB: 0 P: 17	R: 0 E: 0 K: 2 S: 8 H: 0 LOB: 0 BB: 0 P: 12	R: 0 E: 0 K: 0 S: 5 H: 0 LOB: 0 BB: 0 P: 9	R: 0 E: 0 K: 0 S: 7 H: 0 LOB: 0 BB: 0 P: 11	1B: 3 2B: 3 3B: 0 HR: 0 SF: 0 SAC: 0 DP: 0 HBP: 0	WP: 1 PB: 0 SB: 1 CS: 0 PA: 36		
<b>PITCHER</b>	IP WLS BF H R ER SO BB IBB HBP BLK WP HR S P ERA WHIP											<b>PITCHER</b>	IP WLS BF H R ER SO BB IBB HBP BLK WP HR S P ERA WHIP
<b>Jon Rauch, R</b> (1, 1) ERA: 6.23	5.0 W 24 6 1 1 4 3 0 0 0 1 0 47 80 1.80 1.800												
<b>Cliff Politte, R</b> (6, 1) ERA: 5.25	1.0 H 3 0 0 0 1 0 0 0 0 0 0 8 14 0.00 0.000												
<b>Damaso Marte, L</b> (7, 1) ERA: 2.73	2.0 H 6 0 0 0 2 0 0 0 0 0 0 13 21 0.00 0.000												
<b>Jon Adkins, R</b> (9, 1) ERA: 2.63	1.0 3 0 0 0 0 0 0 0 0 0 0 7 11 0.00 0.000												

Cleveland Indians @ Chicago White Sox  
U.S. Cellular Field, Chicago, IL

Thu Jun 24 2004, 2:05 PM EDT  
Att. 20,744 - Overcast - 66 F

livebaseballscorecards.com

AB 33  
R 1  
H 6  
RBI 1  
BB 3  
SO 7  
LOB 20



BOTTOM

Cleveland Indians @ Chicago White Sox  
U.S. Cellular Field, Chicago, IL

Thu Jun 24 2004, 2:05 PM EDT  
Att. 20,744 - Overcast - 66 F

livebaseballscorecards.com

AB	33
R	7
H	9
RBI	6
BB	4
SO	9
LOB	14



WP:	1	PA:	37
PB:	0	SB:	1
CS:	0		

AB	R	H	RBI	BB	SO	LOB
5	0	1	0	0	2	2
4	1	0	0	0	1	2
4	0	0	0	0	2	3
3	2	1	0	1	0	0
3	2	1	3	1	2	0
3	0	1	0	1	1	0
0	1	0	0	0	0	0
3	1	2	1	1	1	1
4	0	2	2	0	0	1
4	0	1	0	0	0	5
1B:	7	SF:	0			
2B:	1	SAC:	0			
3B:	0	DP:	1			
HR:	1	HBP:	0			


Batter	1	2	3	4	5	6	7	8	9
Aaron Rowand, R OBP: 0.358, SLG: 0.538 (1, 8)	0-0 G4-3	0-1 G6-3			1-3 K2-3		0-0 1B	2-2 K	
5 Juan Uribe, R OBP: 0.355, SLG: 0.515 (1, 4)	2-2 E4 HR		3-2 G4-3		2-1 G6-3		2-3 K		
Frank Thomas, R OBP: 0.446, SLG: 0.605 (1, 10)	2-1 F8		1-3 K		2-1 F9		3-3 K		
Carlos Lee, R OBP: 0.364, SLG: 0.439 (1, 7)	0-1 1B HR		2-2 F8		1-2 G5-3			4-2 1B BB	
Jose Valentin, S OBP: 0.329, SLG: 0.571 (1, 6)	1-2 1B HR			2-3 K	2-3 K			4-0 1B BB	
14 Paul Konerko, R OBP: 0.364, SLG: 0.526 Timo Perez, L OBP: 0.303, SLG: 0.345 (8, PR) (9, 9)	2-3 K		0-0 G6-3		4-1 BB			0-1 1B	
Ross Gload, L OBP: 0.354, SLG: 0.404 (1, 9) (9, 3)		2-0 2B		4-1 24 1B BB		2-3 K		2-2 1B WP	
24 Joe Crede, R OBP: 0.300, SLG: 0.439 (1, 5)		1-1 G1-3		2-0 1B			3-2 F8	0-1 1B	
Miguel Olivo, R OBP: 0.317, SLG: 0.485 (1, 2)		0-2 G5-3		1-2 G6-3			0-0 1B	0-1 G6-4-3	

Inning	R	H	E	K	S	P	BB	IBB	HBP	BLK	WP	HR	S	P	ERA	WHIP
1	3	2	1	17	24											
2	0	1	0	8	11											
3	0	0	0	12	18											
4	0	1	0	9	18											
5	0	0	0	8	13											
6	0	0	0	13	22											
7	0	2	0	12	20											
8	4	3	0	15	27											
9	0	1	0	15	27											

PITCHER	IP	WLS	BF	H	R	ER	SO	BB	IBB	HBP	BLK	WP	HR	S	P	ERA	WHIP
37 Jake Westbrook, R ERA: 2.77 (1, 1)	6.0	L	25	4	3	0	6	2	0	0	0	0	1	67	106	0.00	1.000
59 Matt Miller, R ERA: 2.65 (7, 1)	1.0		6	2	1	1	2	1	0	0	0	0	0	15	27	9.00	3.000
Cliff Bartosh, L ERA: 7.56 (8, 1)	0.0		1	0	0	0	0	1	0	0	0	0	0	4			
Rick White, R ERA: 3.38 (8, 1)	1.0		5	3	3	3	1	0	0	0	0	1	0	12	16	27.00	3.000

Colorado Rockies @ Cleveland Indians  
 Jacobs Field, Cleveland, OH  
 Fri Jun 25 2004, 7:05 PM EDT  
 Att: 22,642 - Unknown - 60 F

AB	45
R	10
H	15
RBI	10
BB	7
SO	13
LOB	25



WP	1	PA	52
PB	0		
SB	1		
CS	0		

Batter	1	2	3	4	5	6	7	8	9	10	AB	R	H	RBI	BB	SO	LOB	
Aaron Miles, S OBP: 0.333, SLG: 0.407 (1, 4)	G4-3		F7		K	F7	K				6	0	1	0	0	2	3	
Royce Clayton, R OBP: 0.346, SLG: 0.446 (1, 6)	G4-3		FC4								6	1	2	2	0	2	3	
17 Todd Helton, L OBP: 0.459, SLG: 0.595 (1, 3)											5	2	3	0	1	2	3	
Preston Wilson, R OBP: 0.295, SLG: 0.308 (1, 8)	L9										5	0	0	0	1	3	6	
Larry Walker, L OBP: 0.667, SLG: 1.600 (1, 9)											4	4	4	5	2	0	0	
Vinny Castilla, R OBP: 0.346, SLG: 0.553 (1, 5)											5	0	0	1	1	1	3	
Jeremy Burnitz, L OBP: 0.351, SLG: 0.549 (1, 10)											6	1	1	0	0	2	4	
5 Matt Holliday, R OBP: 0.341, SLG: 0.481 (1, 7)											4	1	3	1	1	1	0	
Charles Johnson, R OBP: 0.359, SLG: 0.503 Mark Sweeney, L OBP: 0.395, SLG: 0.471 Todd Greene, R OBP: 0.277, SLG: 0.398 (1, 2)											3	1	1	1	1	0	2	
											1	0	0	0	0	0	1	
											0	0	0	0	0	0	0	

Inning Stats	R: 0	H: 1	E: 0	LOB: 1	K: 0	S: 10	R: 1	H: 1	E: 0	LOB: 0	K: 1	S: 9	R: 0	H: 0	E: 1	LOB: 2	K: 2	S: 16	R: 1	H: 2	E: 0	LOB: 1	K: 1	S: 8	R: 0	H: 1	E: 0	LOB: 1	K: 3	S: 11	R: 6	H: 5	E: 0	LOB: 3	K: 0	S: 25	R: 0	H: 0	E: 0	LOB: 0	K: 1	S: 7	R: 0	H: 1	E: 0	LOB: 2	K: 2	S: 17	R: 0	H: 2	E: 0	LOB: 2	K: 2	S: 13	R: 2	H: 2	E: 0	LOB: 0	K: 1	S: 9	1B: 11	SF: 0	2B: 1	SAC: 0	3B: 0	DP: 1	HR: 3	HBP: 0	WP: 1	PA: 52
--------------	------	------	------	--------	------	-------	------	------	------	--------	------	------	------	------	------	--------	------	-------	------	------	------	--------	------	------	------	------	------	--------	------	-------	------	------	------	--------	------	-------	------	------	------	--------	------	------	------	------	------	--------	------	-------	------	------	------	--------	------	-------	------	------	------	--------	------	------	--------	-------	-------	--------	-------	-------	-------	--------	-------	--------

PITCHER	IP	WLS	BF	H	R	ER	SO	BB	IBB	HBP	BLK	WP	HR	S	P	ERA	WHIP
Jason Davis, R ERA: 5.64 (1, 1)	5.1		26	8	5	5	7	1	0	0	0	0	2	61	89	8.44	1.688
63 Rafael Betancourt, R ERA: 4.5 (6, 1)	0.1	B	5	2	1	1	0	2	0	0	0	1	0	14	27	27.00	12.000
Cliff Bartosh, L ERA: 7.56 (6, 1)	0.0		1	0	1	1	0	1	0	0	0	0	0	1	5	∞	∞
59 Matt Miller, R ERA: 2.6 (6, 1)	0.1		2	0	1	1	0	1	0	0	0	0	0	3	10	27.00	3.000
Rick White, R ERA: 3.27 (7, 1)	1.0		3	0	0	0	1	1	0	0	0	0	0	7	13	0.00	1.000

PITCHER	IP	WLS	BF	H	R	ER	SO	BB	IBB	HBP	BLK	WP	HR	S	P	ERA	WHIP
David Riske, R ERA: 4.79 (8, 1)	2.0		10	3	0	0	4	1	0	0	0	0	0	30	49	0.00	2.000
Jose Jimenez, R ERA: 7.8 (10, 1)	1.0	L	5	2	2	2	1	0	0	0	0	0	1	9	13	18.00	2.000





Batter	1	2	3	4	5	6	7	8	9	10	11	12	AB R H RBI BB SO LOB	TOP												
Luis Gonzalez, R OBP: 0.299, SLG: 0.412 (1, 4) (10, 7)	G4-3			K		F9		SH3-4		SH2-3		F8	4 0 0 0 0 1 1	<b>Colorado Rockies @ Cleveland Indians</b> Jacobs Field, Cleveland, OH Sat Jun 26 2004, 7:05 PM EDT Att. 29,124 - Sunny - 72 F												
Royce Clayton, R OBP: 0.346, SLG: 0.443 (1, 6) (10, 7)	F9			G6-3		K2-3		FC6-4 1B		17 BB 1B		G6-3	6 0 2 1 0 1 1													
17 Todd Helton, L OBP: 0.460, SLG: 0.598 (1, 3) (10, 7)	G3			F7			G4-3 1B 2B	SF8		G6-3 BB		1B	4 1 2 1 1 0 0													
Preston Wilson, R OBP: 0.260, SLG: 0.267 (1, 8) (10, 7)			K				F7	FC6-4		G6-3		K	6 0 0 0 0 3 6													
Larry Walker, L OBP: 0.650, SLG: 1.286 (1, 10) (10, 7)							G4-3						4 0 2 0 1 1 1													
Vinny Castilla, R OBP: 0.347, SLG: 0.548 (1, 5) (10, 7)													4 0 1 1 1 1 3													
5 Matt Holliday, R OBP: 0.338, SLG: 0.477 Jeremy Burnitz, L OBP: 0.348, SLG: 0.545 (7, PH) (7, 9) Aaron Miles, S OBP: 0.332, SLG: 0.405 (10, 4)													2 0 0 0 0 2 1 2 0 0 0 0 1 2 1 0 0 0 0 0 1													
Todd Greene, R OBP: 0.292, SLG: 0.412 (1, 2) (10, 7)													4 1 2 0 1 0 1													
Denny Hocking, S OBP: 0.268, SLG: 0.233 (1, 9) (7, 7) (10, 9)													4 1 1 0 0 1 3													
<b>Inning Stats</b>	R: 0 E: 0 K: 5 S: 6	H: 0 LOB: 0 BB: 0 P: 8	R: 0 E: 0 K: 1 S: 6	H: 1 LOB: 0 BB: 0 P: 14	R: 0 E: 0 K: 2 S: 8	H: 0 LOB: 0 BB: 0 P: 11	R: 0 E: 0 K: 1 S: 8	H: 0 LOB: 0 BB: 0 P: 13	R: 0 E: 0 K: 3 S: 11	H: 0 LOB: 1 BB: 1 P: 17	R: 1 E: 0 K: 1 S: 13	H: 2 LOB: 1 BB: 0 P: 23	R: 2 E: 1 K: 0 S: 11		H: 2 LOB: 1 BB: 0 P: 18	R: 0 E: 0 K: 0 S: 5	H: 1 LOB: 1 BB: 0 P: 7	R: 0 E: 0 K: 0 S: 11	H: 2 LOB: 2 BB: 1 P: 19	R: 0 E: 0 K: 1 S: 7	H: 0 LOB: 2 BB: 2 P: 18	R: 0 E: 0 K: 1 S: 8	H: 1 LOB: 1 BB: 0 P: 11	1B: 8 2B: 2 3B: 0 HR: 0	SF: 1 SAC: 3 DP: 2 HBP: 0	WP: 0 PB: 0 SB: 0 CS: 0
<b>PITCHER</b>	IP WLS BF H R ER SO BB IBB HBP BLK WP HR S P ERA WHIP																									
CC Sabathia, L ERA: 2.77 (1, 1)	1.0	3	0	0	0	0	0	0	0	0	0	0	0	0	0	0.00	0.000									
Kazuhito Tadano, R ERA: 5.4 (2, 1)	6.0	22	4	1	1	9	1	0	0	0	0	0	0	0	55	90	1.50	0.833								
Rick White, R ERA: 3.0 (8, 1)	3.0	B	15	5	2	0	0	1	0	0	0	0	0	0	27	44	0.00	2.000								
Jerome Robertson, L ERA: 6.14 (11, 1)	2.0	W	9	1	0	0	2	1	1	0	0	0	0	0	15	29	0.00	1.000								

AB	41
R	3
H	10
RBI	3
BB	4
SO	11
LOB	20



Batter	1	2	3	4	5	6	7	8	9	10	11	12	AB	R	H	RBI	BB	SO	LOB
Ronnie Belliard, R OBP: 0.390, SLG: 0.440	(1, 4) B FC X 2-2 G5-6-3 1B		D SAFE FC X 2-1 G3-1 1-3 2B		B X 1-0 2B		4-0 1B IBB		B FC X 2-1 SH3-4 1B	2-2 FC6-4			5	0	4	0	1	0	2
Omar Vizquel, S OBP: 0.339, SLG: 0.366	(1, 6) C X 0-1 F9		0-0 G6-3		2-0 G5-3		1-2 F5		0-1 SH3-4		1-1 F8		5	0	0	1	0	0	6
Matt Lawton, L OBP: 0.396, SLG: 0.476	(1, 7) X 0-0 G5-6-3 1-2f		3-H 2-2 G3-1 2-3		2-3 K		1-2 1-3 2-H 1B		4-0 IBB		3-1 P2		5	0	1	1	1	1	4
41 Victor Martinez, S OBP: 0.371, SLG: 0.525	(1, 10)	2-2 F8	0-1 F7		0-2 P1		0-0 F8		1-1 L7		0-0 F7		6	0	0	0	0	0	7
Casey Blake, R OBP: 0.365, SLG: 0.490	(1, 5)	3-2 G6-3 1B 2B		2-2 E 1B 1B		1-1 L9		3-2 S 1B		1-2 G1-3		2-1 G3	6	1	3	0	0	0	2
Jody Gerut, L OBP: 0.350, SLG: 0.416	(1, 9)	0-2 G6-3 2-3		0-1 F9		4-1 G6-3 BB		3-3 K 1-2		1-0 F9		3-2 2B 1B	5	1	1	0	1	1	3
Lou Merloni, R OBP: 0.339, SLG: 0.376	(1, 3)	2-0 S 1B		1 SAFE 0-0 G6-4-3 1-2 1B		1 SAFE 0-0 G6-3 1-2f		2-3 K		0-0 1B		3-2 S 2B	3	0	2	1	0	0	1
Ben Broussard, L OBP: 0.359, SLG: 0.381	(8, PH) (9, 3)												3	0	2	1	0	1	1
Coco Crisp, S OBP: 0.314, SLG: 0.393	(1, 8)	3-1 F8 1-2		2-0 G6-4-3 1-2f 2-3		2-2 SH3-4 1B IBB		4-0 IBB		2-2 F7		2-1 FC6-4 1B	4	1	1	0	1	0	4
Tim Laker, R OBP: 0.261, SLG: 0.317	(1, 2)		2-2 2B G6-3 1B		0-0 2B 1B		1 SAFE 1 SAFE SH3-4 1-2		0-2 F9				4	1	3	0	0	0	2

Inning Stats	R: 0	H: 1	E: 0	LOB: 0	K: 0	P: 9	R: 1	H: 2	E: 0	LOB: 1	K: 0	P: 15	R: 1	H: 2	E: 0	LOB: 1	K: 0	P: 11	R: 0	H: 2	E: 0	LOB: 2	K: 1	P: 15	R: 0	H: 0	E: 0	LOB: 0	K: 0	P: 9	R: 1	H: 2	E: 0	LOB: 2	K: 0	P: 22	R: 0	H: 1	E: 0	LOB: 2	K: 2	P: 24	R: 0	H: 1	E: 0	LOB: 2	K: 0	P: 17	R: 0	H: 2	E: 0	LOB: 2	K: 0	P: 20	R: 0	H: 0	E: 0	LOB: 0	K: 0	P: 9	R: 1	H: 2	E: 0	LOB: 1	K: 0	P: 17	1B: 13	2B: 4	3B: 0	HR: 0	SF: 0	SAC: 2	DP: 3	HBP: 0	WP: 0	PA: 52
--------------	------	------	------	--------	------	------	------	------	------	--------	------	-------	------	------	------	--------	------	-------	------	------	------	--------	------	-------	------	------	------	--------	------	------	------	------	------	--------	------	-------	------	------	------	--------	------	-------	------	------	------	--------	------	-------	------	------	------	--------	------	-------	------	------	------	--------	------	------	------	------	------	--------	------	-------	--------	-------	-------	-------	-------	--------	-------	--------	-------	--------

PITCHER	IP	WLS	BF	H	R	ER	SO	BB	IBB	HBP	BLK	WP	HR	S	P	ERA	WHIP
Joe Kennedy, L ERA: 3.82	(1, 1)	7.0	31	11	3	3	1	1	1	0	0	0	0	67	108	3.86	1.714
Marc Kroon, R ERA: 9.0	(8, 1)	0.1	2	1	0	0	1	0	0	0	0	0	0	6	12	0.00	3.000
Tim Harikkala, R ERA: 2.7	(8, 1)	2.2	13	3	0	0	1	0	2	0	0	0	0	28	49	0.00	1.125
Steve Reed, R ERA: 3.0	(11, 1)	1.1	L 6	2	1	1	0	0	0	0	0	0	0	14	26	6.75	1.500

**Colorado Rockies @ Cleveland Indians**  
**Jacobs Field, Cleveland, OH**  
 Sat Jun 26 2004, 7:05 PM EDT  
 Att: 29,124 - Sunny - 72 F

AB	46
R	4
H	17
RBI	4
BB	4
SO	3
LOB	32




Batter	1	2	3	4	5	6	7	8	9	AB R H RBI BB SO LOB	TOP						
Aaron Miles, S (1, 4) OBP: 0.335, SLG: 0.404	4-0 BB		2-3 K		3-2 G3			0-1 1B		3 0 1 0 1 1 1							
Royce Clayton, R (1, 6) OBP: 0.344, SLG: 0.438	3-2 F9		0-2 G6-3			4-1 BB		0-3 K		3 0 0 0 1 1 3							
17 Todd Helton, L (1, 3) OBP: 0.461, SLG: 0.594	2-1 F9			4-1 BB		1-0 F7			1-0 G4-3 2B 1B	3 1 1 0 1 0 2							
Larry Walker, L (1, 9) OBP: 0.542, SLG: 1.000	1-1 F9			1-0 FC3-6 BB		0-1 L6			1-2 G4-3	4 0 0 0 0 0 4							
Vinny Castilla, R (1, 5) OBP: 0.346, SLG: 0.547		1-0 G6-3		0-1 G6-4-3			1-3 K		0-2 G3-1 2B	4 0 1 1 0 1 1							
5 Matt Holliday, R (1, 7) Jeromy Burnitz, L (9, PH) OBP: 0.333, SLG: 0.470 OBP: 0.347, SLG: 0.543		2-2 K			1-2 P4		3-2 F8		3-1 G3-1	3 0 0 0 0 1 0 1 0 0 0 0 0 1							
Mark Sweeney, L (1, 10) OBP: 0.391, SLG: 0.472		1-2 K			2-2 HR 2B		3-3 K		2-3 K	4 1 1 0 0 3 1							
Charles Johnson, R (1, 2) Todd Greene, R (3, 2) OBP: 0.362, SLG: 0.503 OBP: 0.296, SLG: 0.442			2-2 PB HBP		2-2 HR			1-3 K		0 0 0 0 0 0 0 2 1 1 2 0 1 0							
Denny Hocking, S (1, 8) OBP: 0.260, SLG: 0.226			2-2 F7		0-3 K			3-2 G3		3 0 0 0 0 1 1							
<b>Inning Stats</b>	R: 0 H: 0 E: 0 LOB: 1 K: 0 BB: 1 S: 8 P: 18	R: 0 H: 0 E: 0 LOB: 0 K: 2 BB: 0 S: 8 P: 12	R: 0 H: 0 E: 0 LOB: 1 K: 1 BB: 0 S: 14 P: 20	R: 0 H: 0 E: 0 LOB: 0 K: 0 BB: 1 S: 4 P: 9	R: 2 H: 2 E: 0 LOB: 0 K: 1 BB: 0 S: 21 P: 29	R: 0 H: 0 E: 0 LOB: 0 K: 0 BB: 1 S: 4 P: 9	R: 0 H: 0 E: 0 LOB: 0 K: 2 BB: 0 S: 10 P: 17	R: 0 H: 1 E: 0 LOB: 1 K: 2 BB: 0 S: 14 P: 18	R: 1 H: 2 E: 0 LOB: 1 K: 1 BB: 0 S: 15 P: 22	1B: 2 SF: 0 2B: 3 SAC: 0 3B: 0 DP: 2 HR: 1 HBP: 1	WP: 0 PA: 34 PB: 1 SB: 0 CS: 0						
<b>PITCHER</b>	IP WLS BF H R ER SO BB IBB HBP BLK WP HR S P ERA WHIP																
Scott Elarton, R (1, 1) ERA: 8.53	6.0	22	2	2	2	4	3	0	1	0	0	0	1	59	97	3.00	0.833
59 Matt Miller, R (7, 1) ERA: 2.45	1.0	3	0	0	0	2	0	0	0	0	0	0	0	10	17	0.00	0.000
David Riske, R (8, 1) ERA: 4.66	1.0	4	1	0	0	2	0	0	0	0	0	0	0	14	18	0.00	1.000
Jose Jimenez, R (9, 1) ERA: 7.84	1.0	5	2	1	1	1	0	0	0	0	0	0	0	15	22	9.00	2.000

Colorado Rockies @ Cleveland Indians  
 Jacobs Field, Cleveland, OH  
 Sun Jun 27 2004, 1:05 PM EDT  
 Att. 27,252 - Sunny - 72 F

livebaseballscorecards.com

AB	30
R	3
H	5
RBI	3
BB	3
SO	9
LOB	14



Batter	1	2	3	4	5	6	7	8	9
<b>Matt Lawton, L</b> (1, 7) OBP: 0.398, SLG: 0.479	3-2 F7		2-3 K			0-0 G4-3 41 2B	0-1 2B		
<b>Omar Vizquel, S</b> (1, 6) OBP: 0.338, SLG: 0.365	2-1 G4-3		0-1 1B			2-2 G4-3	1-1 F9		
<b>48 Travis Hafner, L</b> (1, 10) OBP: 0.407, SLG: 0.521 <b>John McDonald, R</b> (8, PR) OBP: 0.292, SLG: 0.273	2-2 G3-1		3-3 K			0-1 F7	3-1 FC5-2 1B 2B		
<b>41 Victor Martinez, S</b> (1, 2) OBP: 0.376, SLG: 0.535		1-0 BLK 2B		2-0 F9		1-0 2B	4-0 FC5-2 1B G3 IBB		
<b>Jody Gerut, L</b> (1, 9) OBP: 0.349, SLG: 0.413		1-0 F8		0-0 P6		1-1 G6-3	0-0 G3 FC5-2 1B		
<b>Casey Blake, R</b> (1, 5) OBP: 0.363, SLG: 0.486		3-3 K		1-1 F8			0-0 G3-1 2B 1B	0-1 FC5-2 G3	
<b>Ben Broussard, L</b> (1, 3) OBP: 0.362, SLG: 0.389		2-1 2B		2-2 G4-3 1B			0-0 G3-1 G3	1-1 G3	
<b>Ronnie Belliard, R</b> (1, 4) OBP: 0.388, SLG: 0.435		0-3 K		1-1 G4-3			4-0 2B BB	3-2 K	
<b>Coco Crisp, S</b> (1, 8) OBP: 0.309, SLG: 0.386		1-0 F8		0-1 G4-3			0-0 F7		

Inning Stats	R: 0 E: 0 K: 0 S: 9	H: 0 LOB: 0 BB: 0 P: 16	R: 1 E: 0 K: 2 S: 10	H: 2 LOB: 1 BB: 0 P: 17	R: 0 E: 0 K: 2 S: 10	H: 1 LOB: 1 BB: 0 P: 16	R: 0 E: 0 K: 0 S: 4	H: 0 LOB: 0 BB: 0 P: 7	R: 0 E: 0 K: 0 S: 7	H: 1 LOB: 0 BB: 0 P: 10	R: 1 E: 0 K: 0 S: 9	H: 2 LOB: 1 BB: 0 P: 13	R: 2 E: 0 K: 0 S: 7	H: 2 LOB: 1 BB: 1 P: 12	R: 1 E: 0 K: 1 S: 12	H: 2 LOB: 2 BB: 1 P: 23
1B: 5 2B: 5 3B: 0 HR: 0	SF: 0 SAC: 0 DP: 1 HBP: 0	WP: 0 PB: 0 SB: 0 CS: 0	PA: 35													

PITCHER	IP	WLS	BF	H	R	ER	SO	BB	IBB	HBP	BLK	WP	HR	S	P	ERA	WHIP
<b>Jason Jennings, R</b> (1, 1) ERA: 6.36	7.1	L	33	10	5	5	4	1	1	0	1	0	0	61	103	6.14	1.500
<b>Javier López, L</b> (8, 1) ERA: 9.12	0.1		1	0	0	0	0	0	0	0	0	0	0	2	3	0.00	0.000
<b>Scott Dohmann, R</b> (8, 1) ERA: 5.73	0.1		1	0	0	0	1	0	0	0	0	0	0	5	8	0.00	0.000

**BOTTOM**

**Colorado Rockies @ Cleveland Indians**  
**Jacobs Field, Cleveland, OH**  
 Sun Jun 27 2004, 1:05 PM EDT  
 Att. 27,252 - Sunny - 72 F

livebaseballscorecards.com

<b>AB</b>	<b>33</b>
<b>R</b>	<b>5</b>
<b>H</b>	<b>10</b>
<b>RBI</b>	<b>5</b>
<b>BB</b>	<b>2</b>
<b>SO</b>	<b>5</b>
<b>LOB</b>	<b>19</b>



Batter	1	2	3	4	5	6	7	8	9	10	11	AB R H RBI BB SO LOB	TOP																		
Matt Lawton, L (1, 7) OBP: 0.392, SLG: 0.471	P6		G3		G3		F7		F7			5 0 0 0 0 0 3	<b>Cleveland Indians @ Detroit Tigers</b> Comerica Park, Detroit, MI Tue Jun 29 2004, 7:05 PM EDT Att: 30,457 - Cloudy - 80 F																		
Omar Vizquel, S (1, 6) OBP: 0.342, SLG: 0.369	P3			48 1B 41 HR	1B			G5-3		48 F8 1B		5 1 3 1 0 0 0																			
48 Travis Hafner, L (1, 10) OBP: 0.407, SLG: 0.531	P6			41 HR	1B			HR		F8		5 2 2 1 0 1 2																			
41 Victor Martinez, S (1, 2) OBP: 0.373, SLG: 0.540			F9					F8		K		5 1 1 3 0 1 1																			
Jody Gerut, L (1, 9) OBP: 0.347, SLG: 0.408			G4-3		F7			F9				4 0 0 0 1 0 0																			
Casey Blake, R (1, 5) OBP: 0.364, SLG: 0.483			F8		G3-6 1B			F8				4 1 1 0 1 1 2																			
Ben Broussard, L (1, 3) OBP: 0.358, SLG: 0.400			K		G3-6			P4		HR		5 1 1 2 0 2 1																			
Ronnie Belliard, R (1, 4) OBP: 0.385, SLG: 0.431			F9					L5		G5-3		5 0 1 0 0 0 0																			
Coco Crisp, S (1, 8) OBP: 0.311, SLG: 0.398					FC4-6 1B			WP 1B		K		5 1 2 0 0 1 1																			
					FC4-6 1B					F9																					
<b>Inning Stats</b>	R: 0 E: 0 K: 0 S: 6	H: 0 LOB: 0 BB: 0 P: 8	R: 0 E: 0 K: 0 S: 4	H: 0 LOB: 0 BB: 0 P: 6	R: 0 E: 0 K: 1 S: 8	H: 1 LOB: 1 BB: 0 P: 9	R: 3 E: 0 K: 0 S: 12	H: 4 LOB: 0 BB: 0 P: 15	R: 1 E: 0 K: 1 S: 16	H: 2 LOB: 1 BB: 0 P: 24	R: 0 E: 0 K: 0 S: 7	H: 0 LOB: 0 BB: 0 P: 11		R: 0 E: 0 K: 0 S: 7	H: 1 LOB: 1 BB: 0 P: 12	R: 1 E: 0 K: 0 S: 8	H: 1 LOB: 0 BB: 0 P: 11	R: 2 E: 0 K: 1 S: 14	H: 1 LOB: 0 BB: 1 P: 26	R: 0 E: 0 K: 2 S: 12	H: 1 LOB: 2 BB: 1 P: 21	R: 0 E: 0 K: 1 S: 8	H: 0 LOB: 0 BB: 0 P: 12	1B: 7 2B: 0 3B: 1 HR: 3	SF: 0 SAC: 0 DP: 1 HBP: 0	WP: 1 PB: 0 SB: 0 CS: 0	PA: 45				
<b>PITCHER</b>	IP WLS BF H R ER SO BB IBB HBP BLK WP HR S P ERA WHIP																														
Gary Knotts, R (1, 1) ERA: 4.5	7.0		28	8	4	4	2	0	0	0	0	1	1	60	85	5.14	1.143														
Jamie Walker, L (8, 1) ERA: 2.27	1.0	H	4	1	1	1	0	0	0	0	0	0	1	8	11	9.00	1.000														
Franklyn German, R (9, 1) ERA: 9.0	0.0	B	2	1	2	2	0	1	0	0	0	0	1	4	11	∞	∞														
Esteban Yan, R (9, 1) ERA: 4.43	2.0		8	1	0	0	3	0	1	0	0	0	0	22	36	0.00	0.500														
Craig Dingman, R (11, 1) ERA: 3.57	1.0	W	3	0	0	0	1	0	0	0	0	0	0	8	12	0.00	0.000														

livebaseballscorecards.com

AB	43
R	7
H	11
RBI	7
BB	2
SO	6
LOB	10



Batter	1	2	3	4	5	6	7	8	9	10	11	AB R H RBI BB SO LOB	BOTTOM
20 Omar Infante, R OBP: 0.346, SLG: 0.481	1-3 K	2-3 K		1-2 G1-3			2-1 FC4-6 1B	4-1 FC3-2 BB		0-0 F8		5 0 1 0 1 2 3	
Bobby Higginson, L OBP: 0.375, SLG: 0.393	2-1 HR		2-1 G1-3 1B	3-3 K			1-2 L6	0-1 FC3-2		0-0 P3		6 1 2 1 0 1 5	
Ivan Rodriguez, R OBP: 0.416, SLG: 0.562	1-1 1B 2B		0-0 G1-3		0-0 PB 3B		1-1 FC4-6 1B	2-2 F9			4-1 HR BB	5 3 3 0 1 0 4	
Dmitri Young, S OBP: 0.362, SLG: 0.432	0-0 1B		0-0 P5		0-3 K		0-0 FC4-6 FC6-4		3-1 F7		0-1 HR	6 1 2 3 0 1 3	
Rondell White, R OBP: 0.351, SLG: 0.465	0-1 G6-3		0-0 G6-3		2-3 K		1-1 FC6-4		1-0 F8			5 0 0 0 0 1 3	
9 Carlos Guillen, S OBP: 0.381, SLG: 0.556		1-2 F8		4-1 HR BB		0-0 CS 1B		1-1 2B	2-2 1B			4 2 3 0 1 0 0	
Carlos Pena, L OBP: 0.313, SLG: 0.442		4-0 1B BB		2-3 K	1-0 CS	0-2 F7		4-1 2B FC3-2 BB	0-0 L9			3 0 0 0 2 1 2	AB 42 R 9 H 15 RBI 8 BB 6 SO 9 LOB 24
Craig Monroe, R OBP: 0.321, SLG: 0.366		2-2 1B		1-0 HR 1B		1-1 G4-3		1-3 K		4-1 SH1-3 BB		4 1 2 0 1 1 2	
Eric Munson, L OBP: 0.311, SLG: 0.482		0-3 K		1-2 HR		3-3 K		0-0 FC3-2 2B		0-0 SH1-3		4 1 2 4 0 2 2	

Inning Stats	R: 2 E: 0 K: 1 S: 10	H: 3 LOB: 0 BB: 0 P: 14	R: 0 E: 0 K: 2 S: 16	H: 1 LOB: 2 BB: 1 P: 25	R: 0 E: 0 K: 0 S: 5	H: 1 LOB: 1 BB: 0 P: 7	R: 3 E: 0 K: 2 S: 14	H: 2 LOB: 0 BB: 1 P: 26	R: 1 E: 0 K: 2 S: 10	H: 2 LOB: 0 BB: 0 P: 12	R: 0 E: 0 K: 1 S: 11	H: 0 LOB: 0 BB: 0 P: 15	R: 0 E: 0 K: 0 S: 10	H: 2 LOB: 2 BB: 0 P: 15	R: 1 E: 0 K: 1 S: 14	H: 2 LOB: 3 BB: 2 P: 26	R: 0 E: 0 K: 0 S: 9	H: 1 LOB: 1 BB: 0 P: 15	R: 0 E: 0 K: 0 S: 4	H: 0 LOB: 1 BB: 1 P: 8	R: 2 E: 0 K: 0 S: 3	H: 1 LOB: 0 BB: 1 P: 7	1B: 8 2B: 3 3B: 1 HR: 3	SF: 0 SAC: 1 DP: 0 HBP: 0	WP: 0 PB: 1 SB: 0 CS: 1	PA: 50
PITCHER	IP	WLS	BF	H	R	ER	SO	BB	IBB	HBP	BLK	WP	HR	S	P	ERA	WHIP									
37 Jake Westbrook, R ERA: 3.17	(1, 1)	6.0	27	9	6	6	8	2	0	0	0	0	2	66	99	9.00	1.833									
Bob Howry, R ERA:	(7, 1)	1.0	5	2	0	0	0	0	0	0	0	0	0	10	15	0.00	2.000									
Rick White, R ERA: 3.19	(8, 1)	0.2	6	2	1	1	1	2	0	0	0	0	0	10	20	13.50	6.000									
59 Matt Miller, R ERA: 2.41	(8, 1)	0.1	1	0	0	0	0	0	0	0	0	0	0	4	6	0.00	0.000									
David Riske, R ERA: 4.42	(9, 1)	2.0	8	1	0	0	0	1	0	0	0	0	0	13	23	0.00	1.000									
PITCHER	IP	WLS	BF	H	R	ER	SO	BB	IBB	HBP	BLK	WP	HR	S	P	ERA	WHIP									
Jose Jimenez, R ERA: 8.42	(11, 1)	0.0	L	2	1	2	0	1	0	0	0	0	1	2	7	∞	∞									

Cleveland Indians @ Detroit Tigers  
Comerica Park, Detroit, MI  
Tue Jun 29 2004, 7:05 PM EDT  
Att: 30,457 - Cloudy - 80 F



**Cleveland Indians @ Detroit Tigers**  
 Comerica Park, Detroit, MI  
 Wed Jun 30 2004, 7:05 PM EDT  
 Att. 27,665 - Sunny - 83 F

[livebaseballscorecards.com](http://livebaseballscorecards.com)

<b>AB</b>	<b>35</b>
<b>R</b>	<b>5</b>
<b>H</b>	<b>10</b>
<b>RBI</b>	<b>5</b>
<b>BB</b>	<b>5</b>
<b>SO</b>	<b>9</b>
<b>LOB</b>	<b>17</b>



WP: 0	PA: 41
PB: 0	
SB: 1	
CS: 0	

Batter	1	2	3	4	5	6	7	8	9	AB	R	H	RBI	BB	SO	LOB					
Ronnie Belliard, R (1, 4) OBP: 0.386, SLG: 0.431	G5-3		1B	1B		K		F8		5	1	2	0	0	1	2					
Omar Vizquel, S (1, 6) John McDonald, R (9, PH) OBP: 0.344, SLG: 0.369 OBP: 0.286, SLG: 0.267	P4		1B	1B			G4-6-3 BB		L4	3	1	1	0	1	1	1					
Matt Lawton, L (1, 7) OBP: 0.392, SLG: 0.470			1B	1B			G4-6-3 1-2f		K	5	1	2	1	0	2	2					
Casey Blake, R (1, 5) OBP: 0.364, SLG: 0.477	F8		1B	1B		G6-3	G6-3		DI BB	3	0	0	0	2	0	1					
Lou Meroni, R (1, 3) OBP: 0.341, SLG: 0.395		G5-3	1B		K			SF7	P6	5	1	2	2	0	1	1					
48 Travis Hafner, L (1, 10) OBP: 0.405, SLG: 0.527			1B		F9			L6		4	0	1	0	0	1	3					
Mark Little, R (1, 9) (6, 8)			1B			P3		SF7		3	0	0	1	0	2	3					
Coco Crisp, S (1, 8) Jody Gerut, L (6, 9) OBP: 0.311, SLG: 0.393 OBP: 0.349, SLG: 0.410			1B			G1-6-3		1B	1B	2	0	0	0	1	0	2					
Tim Laker, R (1, 2) OBP: 0.274, SLG: 0.318					L9		BB	1B		3	0	1	1	1	1	2					
<b>Inning Stats</b>	R: 0 E: 0 K: 0 S: 6	H: 1 LOB: 1 BB: 0 P: 10	R: 0 E: 0 K: 2 S: 13	H: 1 LOB: 2 BB: 1 P: 22	R: 3 E: 0 K: 2 S: 17	H: 4 LOB: 2 BB: 1 P: 28	R: 0 E: 0 K: 2 S: 11	H: 1 LOB: 1 BB: 0 P: 13	R: 0 E: 0 K: 1 S: 5	H: 0 LOB: 0 BB: 0 P: 8	R: 0 E: 0 K: 1 S: 8	H: 0 LOB: 1 BB: 1 P: 17	R: 0 E: 0 K: 0 S: 4	H: 0 LOB: 0 BB: 1 P: 11	R: 2 E: 0 K: 0 S: 10	H: 3 LOB: 1 BB: 0 P: 18	R: 0 E: 0 K: 1 S: 10	H: 0 LOB: 1 BB: 1 P: 16	1B: 9 2B: 0 3B: 1 HR: 0	SF: 1 SAC: 0 DP: 1 HBP: 0	WP: 0 PA: 41

PITCHER	IP	WLS	BF	H	R	ER	SO	BB	IBB	HBP	BLK	WP	HR	S	P	ERA	WHIP
29 Nate Robertson, L (1, 1) ERA: 3.82	7.0	W	31	7	3	3	8	4	0	0	0	0	0	64	109	3.86	1.571
Jamie Walker, L (8, 1) ERA: 2.76	1.0		6	3	2	2	0	0	0	0	0	0	0	10	18	18.00	3.000
Ugueth Urbina, R (9, 1) ERA: 4.34	1.0		4	0	0	0	1	1	0	0	0	0	0	10	16	0.00	1.000



Batter	1	2	3	4	5	6	7	8	9	AB	R	H	RBI	BB	SO	LOB
20 Omar Infante, R OBP: 0.347, SLG: 0.479 (1, 4)	0-2 G4-3		2-2 1B 2B	2-2 1-2 3-H 1B		1-0 FC2-5 1B	0-1 G5-3			5	1	2	1	0	0	3
Bobby Higginson, L OBP: 0.379, SLG: 0.394 (1, 9)	2-1 F9		1-0 2B 1B	0-0 P4		1-1 1-3 2-H 1B		4-2 HBP 33 FC5-2 BB		4	1	2	1	1	0	2
Ivan Rodriguez, R OBP: 0.422, SLG: 0.568 (1, 2)	0-0 1B		0-1 1-H 3-H 2B		4-1 9 1B S BB	0-0 F9		1-2 33 FC5-2 HBP 1B		4	2	3	2	1	0	2
Mike DiFelice, R OBP: 0.250, SLG: 0.250 (9, 2)	0-0 F8		1-0 HR		0-1 F7	2-2 F7		1-2 2-3 1B HBP		0	0	0	0	0	0	0
Dmitri Young, S OBP: 0.364, SLG: 0.459 (1, 10)										4	2	1	1	0	0	4
Rondell White, R OBP: 0.346, SLG: 0.458 (1, 7)		0-0 G5-3	1-3 K		1 SAFE 3-2 P4			1-2 FC5-2 9 1B		4	0	0	0	0	2	1
33 Marcus Thames, R OBP: 0.059, SLG: 0.118 (8, 7)								1-2 2-3 3-H 1B		1	1	0	0	0	0	3
9 Carlos Guillen, S OBP: 0.391, SLG: 0.561 (1, 6)		4-1 G5-3 BB		0-1 1B 20 1B	1-2 PO 1B			1-2 2-H 3-H 1B		3	2	3	3	2	0	0
Jason Smith, L OBP: 0.414, SLG: 0.667 (9, 6)										0	0	0	0	0	0	0
Carlos Pena, L OBP: 0.318, SLG: 0.457 (1, 3)		2-2 G5-3		1-1 P6	1 SAFE 0-0 PO	4-1 1B BB	3-2 HR	0-2 1-2 2-H 1B		4	2	2	3	1	0	2
Craig Monroe, R OBP: 0.322, SLG: 0.367 (1, 8)		0-0 F7		0-1 F7		2-2 FC2-5 1B	0-2 1B	2-0 F8		5	0	2	0	0	0	4
Eric Munson, L OBP: 0.314, SLG: 0.479 (1, 5)			1-1 G4-3	0-0 20 1B		0-2 20 FC2-5 1B	0-3 K	1-3 K		5	1	2	1	0	2	3

Inning Stats	R: 0	H: 1	E: 0	LOB: 1	K: 0	BB: 0	S: 7	P: 9	R: 0	H: 0	E: 0	LOB: 1	K: 0	BB: 1	S: 6	P: 12	R: 3	H: 4	E: 0	LOB: 0	K: 1	BB: 0	S: 13	P: 19	R: 1	H: 3	E: 0	LOB: 2	K: 0	BB: 0	S: 11	P: 14	R: 1	H: 1	E: 0	LOB: 0	K: 0	BB: 1	S: 9	P: 17	R: 2	H: 3	E: 0	LOB: 2	K: 0	BB: 1	S: 18	P: 27	R: 2	H: 2	E: 0	LOB: 1	K: 2	BB: 1	S: 20	P: 30	R: 3	H: 3	E: 0	LOB: 2	K: 1	BB: 1	S: 18	P: 29
--------------	------	------	------	--------	------	-------	------	------	------	------	------	--------	------	-------	------	-------	------	------	------	--------	------	-------	-------	-------	------	------	------	--------	------	-------	-------	-------	------	------	------	--------	------	-------	------	-------	------	------	------	--------	------	-------	-------	-------	------	------	------	--------	------	-------	-------	-------	------	------	------	--------	------	-------	-------	-------


PITCHER	IP	WLS	BF	H	R	ER	SO	BB	IBB	HBP	BLK	WP	HR	S	P	ERA	WHIP
Jason Davis, R ERA: 5.98 (1, 1)	5.1	L	29	12	7	7	1	3	0	0	0	0	1	58	90	11.81	2.812
Bob Howry, R ERA: (6, 1)	0.2		2	0	0	0	0	0	0	0	0	0	0	6	8	0.00	0.000
Jose Jimenez, R ERA: 9.46 (7, 1)	1.1		11	4	5	5	2	2	0	1	0	0	1	31	49	33.75	4.500
Rick White, R ERA: 3.13 (8, 1)	0.2		3	1	0	0	1	0	0	0	0	0	0	7	10	0.00	1.500

**BOTTOM**

**Cleveland Indians @ Detroit Tigers**  
Comerica Park, Detroit, MI

Wed Jun 30 2004, 7:05 PM EDT  
Att: 27,665 - Sunny - 83 F

AB	39
R	12
H	17
RBI	12
BB	5
SO	4
LOB	24



1B	2B	3B	HR	SF	SAC	DP	HBP	WP	PA
14	1	0	2	0	0	0	1	0	46

Batter	1	2	3	4	5	6	7	8	9	10	AB R H RBI BB SO LOB	TOP												
<b>Matt Lawton, L</b> (1, 7) OBP: 0.389, SLG: 0.476	3-2 F8		2-1 1-H 3-H HR		3-2 F8		1-1 P4		2-0 G3-1		5 1 1 3 0 0 0	<b>Cleveland Indians @ Detroit Tigers</b> Comerica Park, Detroit, MI Thu Jul 01 2004, 1:05 PM EDT Att. 25,159 - Sunny - 81 F												
<b>Omar Vizquel, S</b> (1, 6) OBP: 0.342, SLG: 0.366	0-2 P6		1-2 G4-3		3-1 P5		0-1 G4-3		0-1 48 FC4-6 1B		5 0 1 0 0 0 0													
<b>48 Travis Hafner, L</b> (1, 10) OBP: 0.405, SLG: 0.526	4-2 BB		1-0 P6		0-0 2B 2B		2-2 K		2-1 FC4-6 1-2f		4 1 1 0 1 1 1													
<b>41 Victor Martinez, S</b> (1, 2) OBP: 0.367, SLG: 0.529	0-3 K		1-1 G6-3		0-0 P6		0-0 G6-3		0-1 F8		5 0 0 0 0 1 2													
<b>Jody Gerut, L</b> (1, 9) OBP: 0.355, SLG: 0.433		0-3 K		0-0 1B		1-1 1B SF8 2B		3-1 S 2B		2-2 HR	5 2 4 2 0 1 0													
<b>Casey Blake, R</b> (1, 5) OBP: 0.365, SLG: 0.474		1-2 G5-3		3-1 SAFE SAFE F8		2-0 S 1B 1B		4-2 S BB		3-3 K	4 1 1 0 1 1 1													
<b>Ben Broussard, L</b> (1, 3) OBP: 0.350, SLG: 0.392		2-3 K2-3		1-1 F9		2-0 SF8		3-3 K2-3		2-1 F8	4 0 0 1 0 2 3													
<b>Ronnie Belliard, R</b> (1, 4) OBP: 0.387, SLG: 0.431			2-2 1B HR 1B		0-0 L4		1 SAFE 2-0 1 SAFE 1B		2-2 F7		4 1 2 1 0 0 3													
<b>Coco Crisp, S</b> (1, 8) OBP: 0.310, SLG: 0.390			1-0 1-3 HR 1B		2-1 F7		0-0 F7		0-1 F9		4 1 1 0 0 0 1													
<b>Inning Stats</b>	R: 0 E: 0 K: 1 S: 13	H: 0 LOB: 1 BB: 1 P: 20	R: 0 E: 0 K: 2 S: 10	H: 0 LOB: 0 BB: 0 P: 13	R: 3 E: 0 K: 0 S: 12	H: 3 LOB: 0 BB: 0 P: 20	R: 0 E: 0 K: 0 S: 6	H: 1 LOB: 1 BB: 0 P: 10	R: 0 E: 0 K: 0 S: 8	H: 4 LOB: 1 BB: 0 P: 15	R: 3 E: 0 K: 0 S: 8		H: 0 LOB: 0 BB: 0 P: 16	R: 0 E: 0 K: 1 S: 8	H: 0 LOB: 0 BB: 0 P: 11	R: 0 E: 0 K: 1 S: 11	H: 1 LOB: 2 BB: 1 P: 23	R: 0 E: 0 K: 0 S: 7	H: 1 LOB: 1 BB: 0 P: 11	R: 1 E: 0 K: 1 S: 10	H: 1 LOB: 0 BB: 0 P: 17	1B: 6 2B: 3 3B: 0 HR: 2	SF: 1 SAC: 0 DP: 0 HBP: 0	WP: 0 PB: 0 SB: 3 CS: 0
<b>PITCHER</b>	IP WLS BF H R ER SO BB IBB HBP BLK WP HR S P ERA WHIP																							
<b>Jason Johnson, R</b> (1, 1) ERA: 4.88	7.1																							
<b>Steve Colyer, L</b> (8, 1) ERA: 6.95	0.1	1	0	0	0	1	0	0	0	0	0	0	0	3	6	0.00	0.000							
<b>Esteban Yan, R</b> (8, 1) ERA: 4.3	1.1	5	1	0	0	0	0	0	0	0	0	0	0	10	16	0.00	0.750							
<b>Ugueth Urbina, R</b> (10, 1) ERA: 4.5	1.0	L	4	1	1	1	1	0	0	0	0	0	0	1	10	9.00	1.000							

livebaseballscorecards.com

AB 40  
R 7  
H 11  
RBI 7  
BB 2  
SO 6  
LOB 11





Batter	1	2	3	4	5	6	7	8	9	AB R H RBI BB SO LOB	TOP	
Ronnie Belliard, R (1, 4) OBP: 0.393, SLG: 0.449 John McDonald, R (8, 4) OBP: 0.280, SLG: 0.261	1-1 P6		0-1 HR		2-2 FC3-2 1B 2B	4-1 BB		1-1 2B 1B	0-0 P5	4 2 3 2 1 0 0 1 0 0 0 0 0 0		
Omar Vizquel, S (1, 6) OBP: 0.343, SLG: 0.370	0-0 P6		2-2 L7		3-2 FC3-2 41 HR 1B	2-1 F7		3-2 1B 2B		5 2 2 1 0 0 1		
Matt Lawton, L (1, 7) OBP: 0.386, SLG: 0.471 Mark Little, R (8, 7)	1-1 G5-3		0-2 G4-3		1-2 FC3-2 41 HR 3-H	0-3 K		0-2 41 HR 1B		5 2 1 2 0 1 3 0 0 0 0 0 0 0		
41 Victor Martinez, S (1, 2) OBP: 0.367, SLG: 0.538		3-2 F8		3-1 F9	1-2 HR 1-H 2-H	0-3 K		0-2 HR 1B		5 2 2 3 0 1 1		
Casey Blake, R (1, 5) OBP: 0.365, SLG: 0.482		1-2 F7		4-1 G1-3 1B BB	2-3 K		2-2 F8	0-2 HR 1-H 2-H		4 2 1 3 1 1 0		
Lou Merloni, R (1, 3) OBP: 0.351, SLG: 0.407 Bob Howry, L (8, 1)		4-2 BB		1-0 G1-3 SAFE	2-2 PB HR 2B		2-1 G5-3	3-1 HR 1B		4 1 2 0 1 0 1 0 0 0 0 0 0 0		
Jody Gerut, L (1, 9) OBP: 0.356, SLG: 0.429		2-2 G1-3		4-0 1B BB	4-2 HR BB		0-1 G4-3	0-3 K		3 1 0 0 2 1 1		
Coco Crisp, S (1, 8) OBP: 0.317, SLG: 0.411			1-3 K2-3	0-1	1-2 1B 2-H	0-2 HR 1-H 3-H		3-1 1B 2B 1B	1-2 P6	5 2 3 4 0 1 0		
Kazuhito Tadano, R (1, 1) OBP: 0.333, SLG: 0.333 Ben Broussard, L (8, PH) OBP: 0.347, SLG: 0.387 (8, 3)			3-2 HR 1B	2-3 K	1-1 G4-3			1-3 K	3-1 P5	3 1 1 0 0 1 2 2 0 0 0 0 1 1		
<b>Inning Stats</b>	R: 0 H: 0 E: 0 LOB: 0 K: 0 BB: 0 S: 5 P: 7	R: 0 H: 0 E: 0 LOB: 1 K: 0 BB: 1 S: 15 P: 25	R: 2 H: 2 E: 0 LOB: 0 K: 1 BB: 0 S: 16 P: 22	R: 1 H: 1 E: 0 LOB: 2 K: 1 BB: 2 S: 9 P: 23	R: 6 H: 5 E: 0 LOB: 0 K: 1 BB: 1 S: 29 P: 45	R: 0 H: 0 E: 0 LOB: 1 K: 2 BB: 1 S: 9 P: 15	R: 0 H: 0 E: 0 LOB: 0 K: 0 BB: 0 S: 7 P: 11	R: 6 H: 7 E: 0 LOB: 0 K: 2 BB: 0 S: 24 P: 35	R: 0 H: 0 E: 0 LOB: 0 K: 0 BB: 0 S: 6 P: 10	1B: 8 SF: 0 2B: 3 SAC: 0 3B: 0 DP: 0 HR: 4 HBP: 0	WP: 0 PA: 46 PB: 1 SB: 0 CS: 0	
<b>PITCHER</b>	IP WLS BF H R ER SO BB IBB HBP BLK WP HR S P ERA WHIP											
Jesus Sanchez, L (1, 1) ERA: 12.46	4.1 L 22 6 6 6 2 3 0 0 0 0 2 60 99 12.46 2.077											
Mike Matthews, L (5, 1) ERA: 8.84	0.2 5 2 3 3 1 1 0 0 0 0 1 14 23 40.50 4.500											
Phil Norton, L (6, 1) ERA: 5.63	2.0 7 0 0 0 2 1 0 0 0 0 0 16 26 0.00 0.500											
Todd Van Poppel, R (8, 1) ERA: 5.87	1.0 9 7 6 6 2 0 0 0 0 0 1 24 35 54.00 7.000											
Gabe White, L (9, 1) ERA: 6.43	1.0 3 0 0 0 0 0 0 0 0 0 0 6 10 0.00 0.000											

Cleveland Indians @ Cincinnati Reds  
Great American Ball Park, Cincinnati, OH

Fri Jul 02 2004, 7:10 PM EDT  
Att. 36,156 - Overcast - 77 F

livebaseballscorecards.com



Batter	1	2	3	4	5	6	7	8	9	AB	R	H	RBI	BB	SO	LOB	
6 Ryan Freel, R OBP: 0.367, SLG: 0.341 (1, 8)	1-3 K	1-1 P5			3-3 K			2-2 G6-3	0-0 1B	5	0	1	0	0	2	3	
Barry Larkin, R OBP: 0.352, SLG: 0.419 (1, 6)	2-3 K		1-0 G6-3		0-0 F9			3-2 1B	0-0 L9	5	0	1	0	0	1	2	
D'Angelo Jimenez, S OBP: 0.363, SLG: 0.381 (1, 4)	2-3 K		1-2 FC4-6 1B			2-0 HR		2-2 1B		4	1	3	1	0	1	0	
Adam Dunn, L OBP: 0.416, SLG: 0.598 (1, 7)		1-3 K	2-1 FC4-6 1-2f		1-3 K	1-3 K		3-1 HBP 1B		4	0	1	0	0	2	1	
Jacob Cruz, L OBP: 0.366, SLG: 0.417 (1, 9)		1-0 2B BB 1B	1-2 G1-3		2-2 P6			1-0 1B	1-2 HBP	3	1	1	0	0	0	1	
Jason LaRue, R OBP: 0.321, SLG: 0.404 (1, 2)		0-0 BB 1-3 2B		0-3 K	0-3 K			1-3 K		4	0	1	0	0	3	3	
Javier Valentin, S OBP: 0.209, SLG: 0.294 (1, 3)		4-0 BB BB		1-0 F9			1-1 F9		1-2 K	3	0	0	0	1	1	0	
Brandon Larson, R OBP: 0.305, SLG: 0.341 (1, 5)		4-1 BB 1-2 2-3 3-H BB		0-3 K			2-0 E5 G6-4-3		4-2 6 1B BB	2	0	0	1	2	1	0	
Jesus Sanchez, L (1, 1) Mike Matthews, L (5, 1) Tim Hummel, R (5, PH) Phil Norton, R (6, 1) Wily Mo Peña, R (7, PH) Todd Van Poppel, R (8, 1) Gabe White, L (9, 1) Juan Castro, R (9, PH)		0-3 K			3-2 P4		1-1 G6-4-3 1-2f		2-2 F7	1	0	0	0	0	0	1	3

Inning Stats	R: 0	H: 0	E: 0	K: 3	S: 10	R: 1	H: 2	E: 0	K: 2	S: 12	R: 0	H: 1	E: 0	K: 0	S: 9	R: 0	H: 0	E: 0	K: 2	S: 7	R: 0	H: 0	E: 0	K: 1	S: 9	R: 1	H: 1	E: 0	K: 2	S: 12	R: 0	H: 3	E: 0	K: 1	S: 15	R: 0	H: 1	E: 0	K: 1	S: 11	1B: 6	SF: 0	2B: 1	SAC: 0	3B: 0	DP: 1	HR: 1	HBP: 1	WP: 0	PA: 38
PITCHER	IP	WLS	BF	H	R	ER	SO	BB	IBB	HBP	BLK	WP	HR	S	P	ERA	WHIP																																	
Kazuhito Tadano, R (1, 1) ERA: 4.62	7.0	W	27	4	2	2	10	2	0	0	0	0	1	64	101	2.57	0.857																																	
Bob Howry, R (8, 1) ERA:	2.0		11	4	0	0	2	1	0	1	0	0	0	26	45	0.00	2.500																																	

BOTTOM

Cleveland Indians @ Cincinnati Reds  
Great American Ball Park, Cincinnati, OH

Fri Jul 02 2004, 7:10 PM EDT  
Att. 36,156 - Overcast - 77 F

livebaseballscorecards.com

AB	34
R	2
H	8
RBI	2
BB	3
SO	12
LOB	15



Batter	1	2	3	4	5	6	7	8	9	AB R H RBI BB SO LOB	TOP											
<b>Matt Lawton, L</b> (1, 7) OBP: 0.384, SLG: 0.476	2-2 G4-3		1-1 G4-3		1-1 F8		3-2 HR		2-1 G4-3	5 1 1 1 0 0 1												
<b>Omar Vizquel, S</b> (1, 6) OBP: 0.345, SLG: 0.378	1-2 1B		2-2 P5		2-0 3B		1-2 F8			4 0 2 1 0 0 0												
<b>48 Travis Hafner, L</b> (1, 3) OBP: 0.403, SLG: 0.520	0-1 F8		2-3 K		4-0 BB		2-2 F7			3 0 0 0 1 1 1												
<b>41 Victor Martinez, S</b> (1, 2) OBP: 0.366, SLG: 0.538	3-3 K			3-1 2B	1-2 G3			2-3 K		4 0 1 0 0 2 3												
<b>Jody Gerut, L</b> (1, 9) OBP: 0.355, SLG: 0.430		2-3 K		1-0 L7		0-0 2B		0-0 P5		4 0 1 0 0 1 0												
<b>Casey Blake, R</b> (1, 5) OBP: 0.367, SLG: 0.480		1-3 K		1-2 1B		0-3 K		4-1 FC6-4 BB		3 0 1 0 1 2 1												
<b>Coco Crisp, S</b> (1, 8) OBP: 0.316, SLG: 0.408		0-1 1B		0-0 G3		1-3 K		0-2 FC6-4		4 0 1 0 0 1 3												
<b>Ronnie Belliard, R</b> (1, 4) OBP: 0.391, SLG: 0.444		4-0 FC6-4 IBB			3-1 P3	1-2 F9			1-1 F8	3 0 0 0 1 0 1												
<b>Scott Elarton, R</b> (1, 1) OBP: 0.308, SLG: 0.250 <b>Lou Merloni, R</b> (7, PH) OBP: 0.348, SLG: 0.403 <b>Rick White, R</b> (7, 1) <b>Jerome Robertson, L</b> (8, 1) <b>59 Matt Miller, R</b> (8, 1) <b>Ben Broussard, L</b> (9, PH) OBP: 0.345, SLG: 0.385		2-0 FC6-4			0-1 3B 1B		1-0 G5-3		2-1 L5	2 1 1 0 0 0 2 1 0 1 0 0 0 0 0 0												
<b>Inning Stats</b>	R: 0 E: 0 K: 1 S: 12	H: 1 LOB: 1 BB: 0 P: 18	R: 0 E: 0 K: 2 S: 10	H: 1 LOB: 2 BB: 1 P: 19	R: 0 E: 0 K: 1 S: 9	H: 0 LOB: 0 BB: 0 P: 14	R: 0 E: 0 K: 0 S: 7	H: 2 LOB: 1 BB: 0 P: 12	R: 1 E: 0 K: 0 S: 11	H: 2 LOB: 2 BB: 1 P: 22	R: 0 E: 0 K: 2 S: 10	H: 1 LOB: 1 BB: 0 P: 12	R: 1 E: 0 K: 0 S: 15	H: 1 LOB: 0 BB: 0 P: 22	R: 0 E: 0 K: 1 S: 16	H: 0 LOB: 1 BB: 1 P: 22	R: 0 E: 0 K: 0 S: 6	H: 0 LOB: 0 BB: 0 P: 11	1B: 4 2B: 2 3B: 1 HR: 1	SF: 0 SAC: 0 DP: 0 HBP: 0	WP: 0 PB: 0 SB: 1 CS: 0	PA: 37
<b>PITCHER</b>	IP WLS BF H R ER SO BB IBB HBP BLK WP HR S P ERA WHIP																					
<b>Paul Wilson, R</b> (1, 1) ERA: 3.63	6.2 W 29 8 2 2 6 1 1 0 0 0 1 70 113 2.70 1.350																					
<b>Gabe White, L</b> (7, 1) ERA: 6.35	0.1 H 1 0 0 0 0 0 0 0 0 0 0 4 6 0.00 0.000																					
<b>Todd Jones, R</b> (8, 1) ERA: 3.38	1.0 H 4 0 0 0 1 1 0 0 0 0 0 16 22 0.00 1.000																					
<b>Danny Graves, R</b> (9, 1) ERA: 3.02	1.0 S 3 0 0 0 0 0 0 0 0 0 0 6 11 0.00 0.000																					

**Cleveland Indians @ Cincinnati Reds**  
Great American Ball Park, Cincinnati, OH  
Sat Jul 03 2004, 7:10 PM EDT  
Att. 38,708 - Cloudy - 86 F

livebaseballscorecards.com

AB	34
R	2
H	8
RBI	2
BB	3
SO	7
LOB	12



BOTTOM

Cleveland Indians @ Cincinnati Reds  
Great American Ball Park, Cincinnati, OH

AB 30  
R 4  
H 7  
RBI 4  
BB 2  
SO 5  
LOB 11



WP: 0 PA: 33  
PB: 0  
SB: 1  
CS: 0

Sat Jul 03 2004, 7:10 PM EDT  
Att: 38,708 - Cloudy - 86 F

livebaseballscorecards.com

AB	R	H	RBI	BB	SO	LOB
4	0	2	1	0	0	1
4	1	0	0	0	0	2
4	1	1	2	0	0	1
3	1	0	0	1	1	0
4	0	2	0	0	0	0
4	0	1	1	0	1	1
2	1	0	0	1	1	2
3	0	1	0	0	1	3
1	0	0	0	0	0	1
0	0	0	0	0	0	0
1	0	0	0	0	0	1
0	0	0	0	0	0	0
0	0	0	0	0	0	0


1B: 5	SF: 0
2B: 1	SAC: 1
3B: 0	DP: 0
HR: 1	HBP: 0

IP	WLS	BF	H	R	ER	SO	BB	IBB	HBP	BLK	WP	HR	S	P	ERA	WHIP
6.0	L	25	5	4	3	4	2	0	0	0	0	1	75	114	4.50	1.167
1.0		4	1	0	0	0	0	0	0	0	0	0	10	12	0.00	1.000
0.2		2	0	0	0	0	0	0	0	0	0	0	5	10	0.00	0.000
0.1		2	1	0	0	1	0	0	0	0	0	0	5	7	0.00	3.000

Batter	1	2	3	4	5	6	7	8	9
6 Ryan Freel, R OBP: 0.369, SLG: 0.344 (1, 8)	1-1 P3	0-1 G3-1 1B		2-2 2-H 1B			1-1 G6-3		
Barry Larkin, R OBP: 0.346, SLG: 0.411 (1, 6)	2-2 E5 HR	0-0 G3-1 1-2			2-0 P3		1-2 F9		
D'Angelo Jimenez, S OBP: 0.362, SLG: 0.390 (1, 4)	1-2 1-H HR	0-2 G5-3			0-2 F8		2-1 L8		
Adam Dunn, L OBP: 0.414, SLG: 0.592 (1, 7)	4-2 1B 1B BB		3-3 K		2-2 P6		3-2 F8		
Wily Mo Peña, R OBP: 0.324, SLG: 0.474 (1, 9)	2-2 1B 1-2 1B		1-2 G5-3		0-0 P4		0-0 1B		
Jason LaRue, R OBP: 0.320, SLG: 0.401 (1, 2)	3-1 1-2 2-H 1B		1-2 G6-3		3-2 P4		3-3 K		
Javier Valentin, S OBP: 0.212, SLG: 0.288 (1, 3)	0-0 F7			4-0 6 SH1-4 1B BB		2-3 K			
Juan Castro, R OBP: 0.338, SLG: 0.439 (1, 5)	1-3 K			3-2 F8		0-0 2B			
Paul Wilson, R OBP: 0.200, SLG: 0.179 (1, 1)		2-3 K		0-2 SH1-4		0-2 L8			
Gabe White, L (7, 1)				1-2					
Jacob Cruz, L (7, PH)									
Todd Jones, L (8, 1)									
Danny Graves, R (9, 1)									

Inning Stats	R	H	ER	SO	BB	IBB	HBP	BLK	WP	HR	S	P	ERA	WHIP	
R: 3	H: 3	ER: 0	SO: 4	BB: 2	IBB: 0	HBP: 0	BLK: 0	WP: 0	HR: 1	S: 75	P: 114	4.50	1.167		
E: 1	LOB: 2	E: 0	SO: 4	BB: 1	IBB: 0	HBP: 0	BLK: 0	WP: 0	HR: 0	S: 10	P: 19	0.00	1.000		
K: 1	BB: 1	K: 1	SO: 4	BB: 0	IBB: 0	HBP: 0	BLK: 0	WP: 0	HR: 0	S: 10	P: 19	0.00	0.000		
S: 23	P: 37	S: 10	P: 12	S: 11	P: 16	S: 10	P: 19	S: 7	P: 11	S: 14	P: 19	S: 10	P: 12	S: 10	P: 17

PITCHER	IP	WLS	BF	H	R	ER	SO	BB	IBB	HBP	BLK	WP	HR	S	P	ERA	WHIP
Scott Elarton, R (1, 1)	6.0	L	25	5	4	3	4	2	0	0	0	0	1	75	114	4.50	1.167
Rick White, R (7, 1)	1.0		4	1	0	0	0	0	0	0	0	0	0	10	12	0.00	1.000
Jerome Robertson, L (8, 1)	0.2		2	0	0	0	0	0	0	0	0	0	0	5	10	0.00	0.000
59 Matt Miller, R (8, 1)	0.1		2	1	0	0	1	0	0	0	0	0	0	5	7	0.00	3.000

Batter	1	2	3	4	5	6	7	8	9	10	11	AB R H RBI BB SO LOB	TOP					
Coco Crisp, S OBP: 0.313, SLG: 0.408 Rick White, R (10, 1)	G4-3		G4-3			G3	2B			L9		5 0 1 2 0 0 0 0 0 0 0 0 0 0	<p>Cleveland Indians @ Cincinnati Reds</p> <p>Great American Ball Park, Cincinnati, OH</p> <p>Sun Jul 04 2004, 1:15 PM EDT</p> <p>Att: 30,375 - Cloudy - 80 F</p> <p>livebaseballscorecards.com</p> <p>AB 40 R 4 H 12 RBI 4 BB 2 SO 6 LOB 14</p> 					
Omar Vizquel, S OBP: 0.346, SLG: 0.379 (1, 6)	G4-3			G4-6-3 1B		L8	K			G6-4-3 1B		5 0 2 0 0 1 1						
Matt Lawton, L OBP: 0.384, SLG: 0.488 (1, 7)	L6			G4-6-3 1-2f		HR				G6-4-3 1-2f		5 2 2 1 0 0 2						
Casey Blake, R OBP: 0.364, SLG: 0.479 (1, 5)		F8		K		2B				G6-3		5 0 1 0 0 1 1						
Jody Gerut, L OBP: 0.358, SLG: 0.434 (1, 9)		E8 2B				P6	P4			CS 1B		4 0 2 1 1 0 1						
Ronnie Belliard, R OBP: 0.390, SLG: 0.445 Mark Little, R (10, 8)		K				G5-3	1B 2B			K		4 1 1 0 0 2 2 1 0 0 0 0 0 1						
Ben Broussard, L OBP: 0.346, SLG: 0.391 (1, 3)		K					G1-3	CS		G4-3		5 0 2 0 0 1 3						
Tim Laker, R OBP: 0.286, SLG: 0.319 (1, 2)			L5				IBB			G1-6-3 1B		3 1 1 0 1 0 1						
37 Jake Westbrook, R Jerome Robertson, L 59 Matt Miller, R David Riske, R John McDonald, R OBP: 0.275, SLG: 0.255 (8, 4)			K			G3-1	SH1-3 2B 1B			P3		2 0 0 0 0 1 2 0 1 0 0 0 0 0 0						
<b>Inning Stats</b>	R: 0 H: 0 E: 0 LOB: 0 K: 0 BB: 0 S: 7 P: 13	R: 0 H: 1 E: 1 LOB: 1 K: 2 BB: 0 S: 14 P: 22	R: 0 H: 0 E: 0 LOB: 0 K: 1 BB: 0 S: 7 P: 9	R: 0 H: 1 E: 0 LOB: 0 K: 1 BB: 0 S: 9 P: 15	R: 0 H: 1 E: 0 LOB: 1 K: 0 BB: 1 S: 9 P: 19	R: 1 H: 2 E: 0 LOB: 1 K: 0 BB: 0 S: 19 P: 27	R: 2 H: 3 E: 0 LOB: 1 K: 1 BB: 0 S: 12 P: 17	R: 1 H: 2 E: 0 LOB: 0 K: 1 BB: 0 S: 16 P: 21	R: 0 H: 1 E: 0 LOB: 0 K: 0 BB: 0 S: 4 P: 6	R: 0 H: 1 E: 0 LOB: 0 K: 0 BB: 0 S: 7 P: 12	R: 0 H: 0 E: 0 LOB: 1 K: 0 BB: 1 S: 14 P: 22	1B: 5 SF: 0 2B: 6 SAC: 1 3B: 0 DP: 3 HR: 1 HBP: 0		WP: 0 PA: 44 PB: 0 SB: 1 CS: 1				
<b>PITCHER</b>	IP WLS BF H R ER SO BB IBB HBP BLK WP HR S P ERA WHIP																	
39 Aaron Harang, R ERA: 4.71 (1, 1)	6.0	23	5	1	1	4	0	1	0	0	0	0	0	1	65	105	1.50	0.833
John Riedling, R ERA: 4.09 (7, 1)	1.0	6	3	2	2	1	0	0	0	0	0	0	0	0	12	17	18.00	3.000
Phil Norton, L ERA: 5.73 (8, 1)	1.0	4	2	1	1	1	0	0	0	0	0	0	0	0	16	21	9.00	2.000
Danny Graves, R ERA: 2.89 (9, 1)	2.0	6	2	0	0	0	0	0	0	0	0	0	0	0	11	18	0.00	1.000
Todd Jones, R ERA: 3.31 (11, 1)	1.0	W 4	0	0	0	0	1	0	0	0	0	0	0	0	14	22	0.00	1.000



Batter	1	2	3	4	5	6	7	8	9	10	11	AB R H RBI BB SO LOB	BOTTOM	
6 Ryan Freel, R OBP: 0.375, SLG: 0.352 (1, 7) (7, 9)	1-0 G5-4-3 1B		0-0 G5-3		3-1 CS 1B		2-2 1-2 2-H 1B	1-0 FC5-4		1 SAFE 0-1 1B		6 0 4 1 0 0 1	<b>Cleveland Indians @ Cincinnati Reds</b> Great American Ball Park, Cincinnati, OH Sun Jul 04 2004, 1:15 PM EDT Att: 30,375 - Cloudy - 80 F	
Juan Castro, R OBP: 0.338, SLG: 0.438 (1, 6) (9, 5) (11, 4)	1-0 G5-4-3 1-2f		1-1 E5 BB		1 SAFE 1 SAFE 1-2		0-0 F9		1-1 2B	4-2 1-2 2-3 BB		5 0 1 0 1 0 4		
D'Angelo Jimenez, S Todd Jones, L (1, 4) (11, 1)	1-2 1B		4-2 1-2 BB			1-1 G3	0-1 F9		4-1 BB	1-3 K		4 0 1 0 2 1 5 0 0 0 0 0 0 0		
Ken Griffey Jr., L OBP: 0.344, SLG: 0.507 (1, 8)	1-0 1-2 1B		0-0 G3			1-0 G4-3		1-2 G3-1	1-3 K		1-0 G1 1B	6 1 2 0 0 1 4		
Adam Dunn, L OBP: 0.413, SLG: 0.585 (1, 3) (7, 7)	3-3 K			2-0 G6-3		4-0 FC5-4 BB		2-2 1B 2B	3-2 P4		2-0 G1 1-2	5 1 1 0 1 1 5		
Wily Mo Peña, R John Riedling, R Phil Norton, R Barry Larkin, R OBP: 0.317, SLG: 0.463 (7, 1) (8, 1) (8, PH) (9, 6)		0-1 G6-3		0-0 G1-3		1-2 FC5-4 1-2f		0-1 2B G4-3 1B	3-2 P4		4-0 1B IBB	3 0 0 0 0 0 1 0 0 0 0 0 0 0 0 0 0 0 0 0 0 2 1 1 0 1 0 2		
Javier Valentin, S OBP: 0.227, SLG: 0.303 (1, 2) (7, 3)		0-0 G4-3		4-2 BB			0-1 FC6-4 1B	2-2 G4-3 E 2B		0-1 F9	2-0 F4	5 1 2 1 1 0 2		
Brandon Larson, R Jacob Cruz, L Danny Graves, R Tim Hummel, R OBP: 0.296, SLG: 0.330 (8, PH) (9, 1) (10, PH) (11, 5)		1-3 K		2-2 G6-3			0-1 FC6-4 HBP 1B	3-1 G4-3		4-1 BB 6 1B BB	2-2 1-2 2-H 1B	3 1 0 0 0 1 2 1 0 0 1 0 0 1 0 0 0 0 0 0 0 1 0 1 1 1 0 0		
39 Aaron Harang, R Jason LaRue, R OBP: 0.040, SLG: 0.080 (7, 2) (7, 2)			2-2 K		0-2 G1-3		1-0 6 1B HBP	1-0 E5 6 FC5-4		1 SAFE 2-0 F8		2 0 0 0 0 1 0 2 0 0 0 0 0 1		
<b>Inning Stats</b>	R: 0 H: 3 E: 0 LOB: 2 K: 1 BB: 0 S: 9 P: 16	R: 0 H: 0 E: 0 LOB: 0 K: 1 BB: 0 S: 6 P: 7	R: 0 H: 0 E: 1 LOB: 2 K: 1 BB: 1 S: 9 P: 16	R: 0 H: 0 E: 0 LOB: 1 K: 0 BB: 1 S: 7 P: 15	R: 0 H: 1 E: 0 LOB: 0 K: 0 BB: 0 S: 6 P: 10	R: 0 H: 0 E: 0 LOB: 1 K: 0 BB: 1 S: 6 P: 13	R: 1 H: 2 E: 0 LOB: 2 K: 0 BB: 0 S: 10 P: 13	R: 3 H: 3 E: 1 LOB: 1 K: 0 BB: 0 S: 16 P: 26	R: 0 H: 1 E: 0 LOB: 2 K: 1 BB: 1 S: 14 P: 26	R: 0 H: 1 E: 0 LOB: 3 K: 1 BB: 2 S: 13 P: 23	R: 1 H: 2 E: 0 LOB: 2 K: 0 BB: 1 S: 6 P: 17	1B: 11 SF: 0 2B: 2 SAC: 0 3B: 0 DP: 1 HR: 0 HBP: 1		WP: 0 PA: 53 PB: 0 SB: 0 CS: 1
<b>PITCHER</b>	IP WLS BF H R ER SO BB IBB HBP BLK WP HR S P ERA WHIP													
37 Jake Westbrook, R ERA: 3.05	(1, 1) 6.2 29 6 1 1 3 3 0 1 0 0 0 51 88 1.35 1.350													
Jerome Robertson, L ERA: 5.59	(7, 1) 0.2 H 3 1 1 1 0 0 0 0 0 0 0 8 11 13.50 1.500													
59 Matt Miller, R ERA: 2.61	(8, 1) 0.0 2 2 0 0 0 0 0 0 0 0 0 6 8 ∞ ∞													
David Riske, R ERA: 4.32	(8, 1) 1.2 B 8 1 2 1 1 1 0 0 0 0 0 18 35 5.40 1.200													
Rick White, R ERA: 3.07	(10, 1) 1.2 L 11 3 1 1 1 1 2 1 0 0 0 0 19 40 5.40 3.000													

AB	45
R	5
H	13
RBI	4
BB	7
SO	5
LOB	28



Batter	1	2	3	4	5	6	7	8	9	AB R H RBI BB SO LOB	TOP											
Eric Young Sr., R (1, 7) OBP: 0.406, SLG: 0.382	0-2 10 23 1B	SAFE SAFE	3-3 K	1-2 G1-3	0-1 G4-3			1-2 P4		5 1 1 0 0 1 1												
10 Michael Young, R (1, 6) OBP: 0.371, SLG: 0.503	2-2 23 2B		2-2 HR	3-2 G3		0-2 K		1-3 K		5 2 2 0 0 2 0												
Alfonso Soriano, R (1, 4) OBP: 0.333, SLG: 0.462	2-3 K		0-0 HR	3-0 E8 23 1B		0-1 F9			2-1 G1-3	5 2 1 2 0 1 2												
23 Mark Teixeira, S (1, 3) OBP: 0.371, SLG: 0.534	0-0 2B 9 G4-3		4-2 9 HBP 1B	1-1 1B 9 1B		4-2 BB			3-3 K	3 3 2 2 2 1 0												
Kevin Mench, R (1, 10) OBP: 0.318, SLG: 0.507	0-2 9 G4-3		1-0 F8	3-2 9 1B		2-3 K			1-0 G6-3	5 0 2 1 0 1 2												
9 Hank Blalock, L (1, 5) OBP: 0.378, SLG: 0.591	2-2 G4-3		1-0 1B	2-2 FC4-6 1B			2-3 K			3 0 1 2 0 1 1												
Gary Matthews, S (1, 9) OBP: 0.358, SLG: 0.448	0-3 K		1-2 1B	1-0 FC4-6		2-0 G3				4 0 1 1 0 1 3												
Rod Barajas, R (1, 2) OBP: 0.285, SLG: 0.554		1-3 K	1-2 F9		1-3 K		0-2 G1-3			4 0 0 0 0 2 2												
Jason Conti, L (1, 8) OBP: 0.255, SLG: 0.255		1-0 CS 1B	0-0 G4-3		3-2 G5-3			2-3 K		4 0 1 0 0 1 2												
Inning Stats	R: 3 E: 0 K: 2 S: 21	H: 4 LOB: 1 BB: 0 P: 27	R: 0 E: 0 K: 2 S: 7	H: 1 LOB: 1 BB: 0 P: 12	R: 3 E: 0 K: 0 S: 16	H: 3 LOB: 2 BB: 1 P: 26	R: 2 E: 1 K: 0 S: 16	H: 3 LOB: 2 BB: 0 P: 30	R: 0 E: 0 K: 1 S: 8	H: 0 LOB: 0 BB: 0 P: 12	R: 0 E: 0 K: 2 S: 13	H: 0 LOB: 1 BB: 1 P: 19	R: 0 E: 0 K: 1 S: 8	H: 0 LOB: 0 BB: 0 P: 12	R: 0 E: 0 K: 1 S: 6	H: 0 LOB: 0 BB: 0 P: 12	1B: 9 2B: 2 3B: 0 HR: 1	SF: 0 SAC: 0 DP: 1 HBP: 1	WP: 0 PB: 0 SB: 0 CS: 1	PA: 41		
PITCHER	IP	WLS	BF	H	R	ER	SO	BB	IBB	HBP	BLK	WP	HR	S	P	ERA	WHIP					
CC Sabathia, L (1, 1) ERA: 3.23	3.0	L	18	8	6	6	4	1	0	1	0	0	1	44	65	18.00	3.000					
Jose Jimenez, R (4, 1) ERA: 8.42	4.0		17	3	2	0	4	1	0	0	0	0	0	45	73	0.00	1.000					
Bob Howry, R (8, 1) ERA:	2.0		6	0	0	0	3	0	0	0	0	0	0	15	25	0.00	0.000					

Texas Rangers @ Cleveland Indians  
 Jacobs Field, Cleveland, OH  
 Mon Jul 05 2004, 7:05 PM EDT  
 Att. 25,363 - Sunny - 76 F

livebaseballscorecards.com

AB	38
R	8
H	11
RBI	8
BB	2
SO	11
LOB	13



BOTTOM

Texas Rangers @ Cleveland Indians  
Jacobs Field, Cleveland, OH  
Mon Jul 05 2004, 7:05 PM EDT  
Att. 25,363 - Sunny - 76 F

livebaseballscorecards.com

AB 35  
R 5  
H 8  
RBI 5  
BB 4  
SO 3  
LOB 18



WP: 0 PA: 40  
PB: 0  
SB: 1  
CS: 0

AB R H RBI BB SO LOB

5 0 0 0 0 0 1

3 2 2 0 2 0 0

5 0 0 0 0 0 4

4 1 1 1 1 1 2

4 0 1 1 0 0 3

2 1 1 1 1 0 0

4 1 2 1 0 0 3

4 0 0 0 0 2 3

4 0 1 1 0 0 2

1B: 5 SF: 0  
2B: 4 SAC: 0  
3B: 0 DP: 1  
HR: 0 HBP: 1

2-2 F7

4-1 FC6-4 BB

1-0 FC6-4 41 Di

1-0 F7

0-2 F8

1-0 P3

4-1 BB

0-1 F9

2-3 K

0-2 F8

3-2 F9

2-1 G4-3 41 1B 2B

0-0 L4

2-0 1B

1-1 L9

1-0 SAFE

4-2 2B BB

0-2 G4-3 1B 2B

0-0 G4-3

1-0 P3 1B

2-2 G4-3

1-2 HBP

1-2 P4

2-3 K

2-2 P4

0-0 F7

1-2 K

1-1 K

2-3 K

2-2 F7

0-0 G1-3

1-2 1B

1-1 P4

2-3 K

2-2 F7

0-0 G1-3

1-2 1B

1-1 P4

2-3 K

2-2 F7

0-0 G1-3

1-2 1B

1-1 P4

2-3 K

2-2 F7

0-0 G1-3

1-2 1B

1-1 P4

2-3 K

2-2 F7

1B: 5 SF: 0  
2B: 4 SAC: 0  
3B: 0 DP: 1  
HR: 0 HBP: 1

PITCHER	IP	WLS	BF	H	R	ER	SO	BB	IBB	HBP	BLK	WP	HR	S	P	ERA	WHIP
Kenny Rogers, L (1, 1)	5.1	W	27	7	5	5	2	2	0	0	0	0	0	59	100	8.44	1.688
Carlos Almanzar, R (6, 1)	1.2	H	5	0	0	0	1	1	0	0	0	0	0	10	17	0.00	0.600
Brian Shouse, L (8, 1)	1.0	H	4	1	0	0	0	0	0	0	0	0	0	7	11	0.00	1.000
Francisco Cordero, R (9, 1)	1.0	S	4	0	0	0	0	1	0	0	0	0	0	7	15	0.00	1.000

Inning Stats	R	H	E	K	S	H	LOB	BB	P	R	H	E	K	S	H	LOB	BB	P
1	2	3	0	16	30	0	0	0	8	0	0	0	1	10	2	1	0	17
2	0	0	0	8	12	0	0	0	8	0	0	0	1	10	0	0	0	16
3	0	0	1	10	16	0	1	0	10	0	0	0	1	10	0	0	0	16
4	0	0	0	10	16	0	1	0	10	0	0	0	1	10	0	0	0	16
5	1	2	0	9	17	0	0	0	9	0	0	0	1	10	0	0	0	17
6	0	0	0	9	15	0	0	0	9	0	0	0	1	10	0	0	0	15
7	0	0	0	9	15	0	0	0	9	0	0	0	1	10	0	0	0	15
8	0	1	0	7	11	0	0	0	7	0	0	0	1	10	0	0	0	11
9	0	0	0	7	15	0	0	0	7	0	0	0	1	10	0	0	0	15

PITCHER	IP	WLS	BF	H	R	ER	SO	BB	IBB	HBP	BLK	WP	HR	S	P	ERA	WHIP
Kenny Rogers, L (1, 1)	5.1	W	27	7	5	5	2	2	0	0	0	0	0	59	100	8.44	1.688
Carlos Almanzar, R (6, 1)	1.2	H	5	0	0	0	1	1	0	0	0	0	0	10	17	0.00	0.600
Brian Shouse, L (8, 1)	1.0	H	4	1	0	0	0	0	0	0	0	0	0	7	11	0.00	1.000
Francisco Cordero, R (9, 1)	1.0	S	4	0	0	0	0	1	0	0	0	0	0	7	15	0.00	1.000

Batter	1	2	3	4	5	6	7	8	9	AB R H RBI BB SO LOB	TOP											
Eric Young Sr. R (1, 7) OBP: 0.397, SLG: 0.372	1-0 F9		3-2 P3			0-1 G6-3		1-1 L6		4 0 0 0 0 0 0												
10 Michael Young, R (1, 10) OBP: 0.375, SLG: 0.504	4-1 CS BB			0-0 G5-4-3 1B		2-2 F9		0-1 1B		3 0 2 0 1 0 0												
Alfonso Soriano, R (1, 4) OBP: 0.330, SLG: 0.457	3-3 K		1-2 G5-4-3			1-3 K		0-3 K		4 0 0 0 0 3 3												
23 Mark Teixeira, S (1, 3) OBP: 0.377, SLG: 0.552		1-2 2B		4-2 BB		2-0 HR		1-0 F8		3 1 2 1 1 0 1												
Kevin Mench, R (1, 9) OBP: 0.317, SLG: 0.507		0-1 P2		1-2 L5		0-0 F9		3-2 2B		4 0 1 0 0 0 2												
9 Hank Blalock, L (1, 5) OBP: 0.377, SLG: 0.587		1-3 K		2-1 G6-3		0-2 BB 1B		0-3 K		4 0 1 0 0 2 2												
Gary Matthews, S (1, 8) OBP: 0.347, SLG: 0.431		2-2 K		1-2 L5		1-0 F9		1-3 K		4 0 0 0 0 2 3												
Rod Barajas, R (1, 2) OBP: 0.287, SLG: 0.550			2-2 F9		1-2 HBP		4-1 BB		2-2 F7	1 0 0 0 0 0 0 1 0 0 0 1 0 1												
Danny Ardoin, R (5, 2)																						
Manny Alexander, R (1, 6)			2-3 K		2-0 G4-3		1-3 K			3 0 0 0 0 2 3												
<b>Inning Stats</b>	R: 0 E: 0 K: 1 S: 10	H: 0 LOB: 1 BB: 1 P: 18	R: 0 E: 0 K: 2 S: 15	H: 1 LOB: 1 BB: 0 P: 19	R: 0 E: 0 K: 1 S: 10	H: 0 LOB: 0 BB: 0 P: 17	R: 0 E: 0 K: 0 S: 9	H: 1 LOB: 1 BB: 1 P: 15	R: 0 E: 0 K: 0 S: 8	H: 0 LOB: 1 BB: 0 P: 14	R: 0 E: 0 K: 1 S: 8	H: 0 LOB: 0 BB: 0 P: 11	R: 1 E: 0 K: 1 S: 11	H: 2 LOB: 2 BB: 1 P: 19	R: 0 E: 0 K: 1 S: 8	H: 1 LOB: 1 BB: 0 P: 10	R: 0 E: 0 K: 2 S: 17	H: 1 LOB: 1 BB: 0 P: 23	1B: 3 2B: 3 3B: 0 HR: 1	SF: 0 SAC: 0 DP: 2 HBP: 1	WP: 0 PB: 0 SB: 0 CS: 1	PA: 35
<b>PITCHER</b>	IP WLS BF H R ER SO BB IBB HBP BLK WP HR S P ERA WHIP																					
31 Cliff Lee, L (1, 1) ERA: 3.95	6.2 W 25 4 1 1 5 2 0 1 0 0 0 1 66 103 1.35 0.900																					
59 Matt Miller, R (7, 1) ERA: 2.57	0.1 H 2 0 0 0 1 1 0 0 0 0 0 0 5 10 0.00 3.000																					
Bob Wickman, R (8, 1) ERA:	1.0 H 4 1 0 0 1 0 0 0 0 0 0 0 8 10 0.00 1.000																					
David Riske, R (9, 1) ERA: 4.22	1.0 S 4 1 0 0 2 0 0 0 0 0 0 0 17 23 0.00 1.000																					

Texas Rangers @ Cleveland Indians  
 Jacobs Field, Cleveland, OH  
 Tue Jul 06 2004, 7:05 PM EDT  
 Att. 16,796 - Cloudy - 87 F

livebaseballscorecards.com

AB	31
R	1
H	6
RBI	1
BB	3
SO	9
LOB	15



Batter	1	2	3	4	5	6	7	8	9
Ronnie Belliard, R OBP: 0.384, SLG: 0.436 (1, 4)	G6-3		F9 BB BB	1-2 1B		K		FC6-4	
Omar Vizquel, S OBP: 0.356, SLG: 0.385 (1, 6)	CS BB		1-2 BB	G3		S 1B		G5-3	
Matt Lawton, L OBP: 0.375, SLG: 0.474 (1, 7)	L4		F9		L8	F9			
41 Victor Martinez, S OBP: 0.365, SLG: 0.528 (1, 2)			P6		G3		G4-3		
Casey Blake, R OBP: 0.365, SLG: 0.474 (1, 5)			G4-3		48 1B BB	2B 1B	F8		
Lou Merloni, R OBP: 0.364, SLG: 0.437 Ben Broussard, L OBP: 0.346, SLG: 0.391 (8, 3)			48 FC6-4 BB		K	2B	48 2B 1B		
48 Travis Hafner, L OBP: 0.412, SLG: 0.525 (1, 10)			FC6-4		BB 1B	IBB	E6 2B		
Coco Crisp, S OBP: 0.311, SLG: 0.399 (1, 8)	FC6-4		FC6-4		1B BB	L9		G5-3	
Mark Little, R Jody Gerut, L OBP: 0.354, SLG: 0.426 (5, 9)			K		F9	G6-3		FC6-4 BB	

Inning Stats	R: 0	H: 0	E: 0	K: 0	S: 7	R: 1	H: 0	E: 0	K: 0	S: 13	R: 0	H: 0	E: 0	K: 1	S: 8	R: 2	H: 2	E: 0	K: 1	S: 13	R: 0	H: 2	E: 0	K: 0	S: 11	R: 1	H: 2	E: 1	K: 0	S: 6	R: 0	H: 0	E: 0	K: 0	S: 11
	0	0	0	0	7	1	0	0	0	13	0	0	0	1	8	2	2	0	1	13	0	2	0	0	11	1	2	1	0	6	0	0	0	11	

PITCHER	IP	WLS	BF	H	R	ER	SO	BB	IBB	HBP	BLK	WP	HR	S	P	ERA	WHIP
Nick Bierbrodt, L ERA: 5.82 (1, 1)	3.1	L	17	1	3	3	2	7	0	0	0	1	0	34	79	8.10	2.400
John Wasdin, R ERA: 6.75 (4, 1)	3.1		16	5	1	1	1	0	1	0	0	0	0	35	51	2.70	1.500
Brian Shouse, L ERA: 1.72 (7, 1)	0.2		3	1	0	0	0	1	0	0	0	0	0	4	9	0.00	3.000
Doug Brocail, R ERA: 7.79 (8, 1)	0.2		2	0	0	0	0	0	0	0	0	0	0	9	13	0.00	0.000

AB R H RBI BB SO LOB

4	0	1	2	1	1	1
3	0	1	0	2	0	3
4	0	0	0	0	0	4
3	1	0	0	1	0	2
3	1	1	0	1	0	1
3	1	2	0	1	1	1
0	0	0	0	0	0	0
3	1	2	2	1	0	1
3	0	0	0	1	0	4
1	0	0	0	0	1	0
2	0	0	0	1	0	3

AB	29
R	4
H	7
RBI	4
BB	9
SO	3
LOB	20



WP	1	PA	38
PB	0		
SB	1		
CS	1		

Texas Rangers @ Cleveland Indians  
Jacobs Field, Cleveland, OH  
Tue Jul 06 2004, 7:05 PM EDT  
Att: 16,796 - Cloudy - 87 F

livebaseballscorecards.com

Batter 1 2 3 4 5 6 7 8 9 AB R H RBI BB SO LOB TOP

10 Michael Young, R (1, 6) BB BB 4-0 F8 9 BB FC4-6 BB 0-1 1-3 2-H 1B 2-1 L7 0-0 1-3 2-H 1B 1-2 CS 1-2 G4-3

9 Hank Blalock, L (1, 5) C BB BB 4-1 FC4-6 BB 1-2 2-0 G3 1-0 F7 1-0 G4-3 2-2 F8

Alfonso Soriano, R (1, 4) C X 0-1 F8 2-3 0-2 G4-3 3-2 23 E 1B 2-3 K 2-2 HR

Brad Fullmer, L (1, 10) X 0-0 FC4-6 1-2f 3-H 1-2 1-0 HR 1-1 F8 1-1 23 HR 2B 2-1 1B

23 Mark Teixeira, S (1, 3) C BB X 2-1 G4-3 2-1 1-1 F9 1-1 G4-3 1-2 0-0 HR 1-3 K

David Dellucci, L (1, 7) C BB C 2-3 K 4-2 S BB 4-2 10 1B 1B HR BB

Gary Matthews, S (1, 9) C BB C 1-3 K 1-3 1 SAFE 2-2 F7 0-1 10 1B 1B 1-H HR 2-2 2B

Rod Barajas, R (1, 2) X 0-0 10 1B WP 1B 1-3 K 0-3 K 3-2 FC6-4 1B 0-1 F7

Jason Conti, L (1, 8) BB BB 4-0 10 1B BB 1-2 1-2 K 1-3 K 1-0 FC6-4 10 CS 2-3 K

Inning Stats table with columns for R, H, E, K, S, P and rows for each of the 9 batters.

PITCHER table with columns for IP, WLS, BF, H, R, ER, SO, BB, IBB, HBP, BLK, WP, HR, S, P, ERA, WHIP and rows for Jason Davis, Jerome Robertson, Rick White, and Bob Howry.

Texas Rangers @ Cleveland Indians Jacobs Field, Cleveland, OH Wed Jul 07 2004, 7:05 PM EDT Att. 18,499 - Unknown - 79 F

Summary statistics table: AB 40, R 9, H 14, RBI 9, BB 5, SO 9, LOB 19.



Batter	1	2	3	4	5	6	7	8	9	AB	R	H	RBI	BB	SO	LOB
<b>Matt Lawton, L</b> OBP: 0.375, SLG: 0.481 (1, 7)										4	3	1	1	1	0	5
<b>Omar Vizquel, S</b> OBP: 0.360, SLG: 0.388 (1, 6)										5	3	3	1	0	0	2
<b>48 Travis Hafner, L</b> OBP: 0.412, SLG: 0.525 (1, 10)										4	0	1	2	1	1	3
<b>41 Victor Martinez, S</b> OBP: 0.365, SLG: 0.524 (1, 2)										4	1	1	2	1	1	2
<b>Casey Blake, R</b> OBP: 0.365, SLG: 0.473 (1, 5)										5	0	2	1	0	1	3
<b>Jody Gerut, L</b> OBP: 0.349, SLG: 0.419 (1, 9)										5	0	0	1	0	1	3
<b>Ronnie Belliard, R</b> OBP: 0.385, SLG: 0.433 (1, 4)										4	1	1	0	1	3	1
<b>Ben Broussard, L</b> OBP: 0.353, SLG: 0.395 (1, 3)										3	0	2	0	0	1	0
<b>Coco Crisp, S</b> OBP: 0.305, SLG: 0.392 (1, 8)										4	0	0	0	0	0	5

Inning Stats	R: 2	H: 2	E: 0	LOB: 1	K: 0	P: 30	R: 0	H: 2	E: 0	LOB: 2	K: 0	P: 22	R: 0	H: 0	E: 0	LOB: 1	K: 0	P: 11	R: 3	H: 2	E: 0	LOB: 2	K: 0	P: 25	R: 0	H: 0	E: 0	LOB: 0	K: 3	P: 13	R: 1	H: 1	E: 0	LOB: 0	K: 0	P: 18	R: 0	H: 0	E: 0	LOB: 0	K: 2	P: 9	R: 0	H: 1	E: 0	LOB: 1	K: 1	P: 14	R: 2	H: 3	E: 0	LOB: 1	K: 2	P: 23	1B: 9	SF: 0	2B: 1	SAC: 0	3B: 0	DP: 0	HR: 1	HBP: 1	WP: 0	PA: 43
--------------	------	------	------	--------	------	-------	------	------	------	--------	------	-------	------	------	------	--------	------	-------	------	------	------	--------	------	-------	------	------	------	--------	------	-------	------	------	------	--------	------	-------	------	------	------	--------	------	------	------	------	------	--------	------	-------	------	------	------	--------	------	-------	-------	-------	-------	--------	-------	-------	-------	--------	-------	--------

PITCHER	IP	WLS	BF	H	R	ER	SO	BB	IBB	HBP	BLK	WP	HR	S	P	ERA	WHIP
<b>Ryan Drese, R</b> ERA: 3.82 (1, 1)	4.0		23	6	5	4	0	3	1	1	0	0	0	51	88	9.00	2.250
<b>32 Ron Mahay, L</b> ERA: 3.12 (5, 1)	2.1	W	8	1	1	1	4	0	0	0	0	0	1	24	34	3.86	0.429
<b>50 Frank Francisco, R</b> ERA: 3.57 (7, 1)	1.2	H	6	1	0	0	2	0	0	0	0	0	0	15	20	0.00	0.600
<b>Francisco Cordero, R</b> ERA: 2.19 (9, 1)	1.0	S	6	3	2	2	2	0	0	0	1	0	0	16	23	18.00	3.000

**BOTTOM**

**Texas Rangers @ Cleveland Indians**  
 Jacobs Field, Cleveland, OH  
 Wed Jul 07 2004, 7:05 PM EDT  
 Att: 18,499 - Unknown - 79 F

<b>AB</b>	<b>38</b>
<b>R</b>	<b>8</b>
<b>H</b>	<b>11</b>
<b>RBI</b>	<b>8</b>
<b>BB</b>	<b>4</b>
<b>SO</b>	<b>8</b>
<b>LOB</b>	<b>24</b>



WP	HR	S	P	ERA	WHIP
0	1	14	14	18.00	3.000

livebaseballscores.com

Batter	1	2	3	4	5	6	7	8	9	AB	R	H	RBI	BB	SO	LOB	TOP										
10 Michael Young, R OBP: 0.376, SLG: 0.508 (1, 6)	1-0 HR	1-0 FC5-4		1-2 G4-3			0-1 P6	1-0 L7		5	1	1	1	0	0	4											
9 Hank Blalock, L OBP: 0.372, SLG: 0.575 (1, 5)	0-1 F9		2-2 F7		3-2 F7		3-2 F8	1-1 FC5-4 1B		5	0	1	1	0	0	0											
Alfonso Soriano, R OBP: 0.329, SLG: 0.461 (1, 4) Manny Alexander, R (8, 4)	2-0 F9		1-2 F8		3-3 K			1-1 WP HR 1B FC5-4		5	1	1	0	0	1	2											
Brad Fullmer, L OBP: 0.315, SLG: 0.463 (1, 10)	0-2 P2		0-1 L5		1-0 G6-3			2-0 SAFE G6-3 1-2	0-1 P5	5	0	0	0	0	0	1											
23 Mark Teixeira, S OBP: 0.374, SLG: 0.556 (1, 3)		3-1 P5		0-0 HR 2B		1-3 K		4-2 HR BB	1-1 G3	4	2	1	0	1	1	0											
David Dellucci, L OBP: 0.361, SLG: 0.497 (1, 7) Jason Conti, L OBP: 0.250, SLG: 0.236 (9, 8)		4-1 HR BB		1-2 2-H HR		1-1 2B		3-2 1-H 2-H HR	0-1 G3-1	4	3	3	5	1	0	0											
Gary Matthews, S OBP: 0.353, SLG: 0.466 (1, 8) (9, 9)		1-3 K		0-2 G4-3		3-3 K		0-0 BB 1B		4	1	1	0	0	2	2											
Kevin Mench, R OBP: 0.325, SLG: 0.528 (1, 9) (9, 7)		3-2 1-H HR		1-1 2B		0-1 L7		4-2 9 1B BB		3	2	2	2	1	0	1											
Danny Ardoin, R OBP: 0.400, SLG: 0.143 (1, 2)		4-1 10 FC5-4 BB		2-2 L8		1-3 K		2-2 9 1B 1B		3	0	1	1	1	1	1											
<b>Inning Stats</b>	R: 1 E: 0 K: 0 S: 9	H: 1 LOB: 0 BB: 0 P: 12	R: 2 E: 0 K: 1 S: 12	H: 1 LOB: 1 BB: 2 P: 28	R: 0 E: 0 K: 0 S: 10	H: 0 LOB: 0 BB: 0 P: 13	R: 2 E: 0 K: 0 S: 15	H: 3 LOB: 1 BB: 0 P: 20	R: 0 E: 0 K: 1 S: 9	H: 0 LOB: 0 BB: 0 P: 16	R: 0 E: 0 K: 2 S: 10	H: 1 LOB: 1 BB: 0 P: 15	R: 0 E: 0 K: 1 S: 8	H: 0 LOB: 0 BB: 0 P: 12	R: 5 E: 0 K: 0 S: 21	H: 5 LOB: 2 BB: 2 P: 41	R: 0 E: 0 K: 0 S: 6	H: 0 LOB: 0 BB: 0 P: 7	1B: 4 2B: 3 3B: 0 HR: 4	SF: 0 SAC: 0 DP: 0 HBP: 0	WP: 1 PB: 0 SB: 0 CS: 0	PA: 42					
<b>PITCHER</b>	IP	WLS	BF	H	R	ER	SO	BB	IBB	HBP	BLK	WP	HR	S	P	ERA	WHIP										
Scott Elarton, R ERA: 8.33 (1, 1)	4.0	L	19	5	5	5	1	2	0	0	0	0	3	46	73	11.25	1.750										
Kazuhito Tadano, R ERA: 5.65 (5, 1)	3.1		17	5	5	5	4	2	0	0	0	1	1	42	74	13.50	2.100										
Cliff Bartosh, L ERA: 7.0 (8, 1)	0.2		3	1	0	0	0	0	0	0	0	0	0	6	10	0.00	1.500										
Rick White, R ERA: 3.16 (9, 1)	1.0		3	0	0	0	0	0	0	0	0	0	0	6	7	0.00	0.000										

Texas Rangers @ Cleveland Indians  
 Jacobs Field, Cleveland, OH  
 Thu Jul 08 2004, 12:05 PM EDT  
 Att. 24,914 - Unknown - 71 F

livebaseballscorecards.com

AB	38
R	10
H	11
RBI	10
BB	4
SO	5
LOB	11





Batter	1	2	3	4	5	6	7	8	9	AB R H RBI BB SO LOB
<b>Matt Lawton, L</b> (1, 7) OBP: 0.375, SLG: 0.479 <b>Mark Little, R</b> (8, PH) (9, 7)	3-2 		2-1 			2-0 		1-0 		3 0 1 0 0 0 0 1 0 0 0 0 0 0
<b>Omar Vizquel, S</b> (1, 6) OBP: 0.363, SLG: 0.392 <b>John McDonald, R</b> (8, PH) OBP: 0.269, SLG: 0.250 (9, 6)	1 SAFE 1 SAFE 1 SAFE (9, 6)	2-1 	4-0 			0-0 		2-1 		2 0 1 0 1 0 1 1 0 0 0 0 0 0
<b>48 Travis Hafner, L</b> (1, 10) OBP: 0.410, SLG: 0.519	0-0 		2-2 			2-2 			4-0 	3 0 0 0 1 0 4
<b>41 Victor Martinez, S</b> (1, 2) OBP: 0.361, SLG: 0.516	0-3 			2-0 		3-1 			0-1 	4 0 0 0 0 1 3
<b>Casey Blake, R</b> (1, 5) OBP: 0.361, SLG: 0.466		2-3 		0-0 			2-0 		1-2 	4 0 0 0 0 2 1
<b>Ben Broussard, L</b> (1, 3) OBP: 0.347, SLG: 0.387		3-3 		1-1 			1-1 		0-0 	4 0 0 0 0 1 1
<b>Ronnie Belliard, R</b> (1, 4) OBP: 0.384, SLG: 0.436		1-0 			1-2 		3-1 			3 0 1 0 0 0 0
<b>Jody Gerut, L</b> (1, 9) OBP: 0.346, SLG: 0.415			2-0 		0-1 		0-2 			3 0 0 0 0 0 1
<b>Coco Crisp, S</b> (1, 8) OBP: 0.301, SLG: 0.386			2-2 		0-3 			0-0 		3 0 0 0 0 2 0

BOTTOM															
<b>Texas Rangers @ Cleveland Indians</b> Jacobs Field, Cleveland, OH Thu Jul 08 2004, 12:05 PM EDT Att: 24,914 - Unknown - 71 F	<table border="1"> <tr> <td>AB</td> <td>31</td> </tr> <tr> <td>R</td> <td>0</td> </tr> <tr> <td>H</td> <td>3</td> </tr> <tr> <td>RBI</td> <td>0</td> </tr> <tr> <td>BB</td> <td>2</td> </tr> <tr> <td>SO</td> <td>6</td> </tr> <tr> <td>LOB</td> <td>11</td> </tr> </table>	AB	31	R	0	H	3	RBI	0	BB	2	SO	6	LOB	11
AB	31														
R	0														
H	3														
RBI	0														
BB	2														
SO	6														
LOB	11														

Inning Stats	R: 0	H: 0	E: 1	LOB: 1	K: 1	S: 9	P: 14	R: 0	H: 0	E: 0	LOB: 0	K: 2	S: 9	P: 15	R: 0	H: 1	E: 0	LOB: 2	K: 1	S: 9	P: 21	R: 0	H: 0	E: 0	LOB: 0	K: 0	S: 4	P: 7	R: 0	H: 0	E: 0	LOB: 0	K: 1	S: 8	P: 9	R: 0	H: 1	E: 0	LOB: 1	K: 0	S: 7	P: 14	R: 0	H: 1	E: 0	LOB: 1	K: 0	S: 8	P: 14	R: 0	H: 0	E: 0	LOB: 0	K: 0	S: 4	P: 7	R: 0	H: 0	E: 0	LOB: 1	K: 1	S: 6	P: 11	1B: 1	SF: 0	2B: 2	SAC: 0	3B: 0	DP: 0	HR: 0	HBP: 0	WP: 0	PA: 33
<b>PITCHER</b> <b>Ricardo Rodriguez, R</b> (1, 1) ERA: 1.04	IP	WLS	BF	H	R	ER	SO	BB	IBB	HBP	BLK	WP	HR	S	P	ERA	WHIP																																																								
	9.0	W	33	3	0	0	6	2	0	0	0	0	0	64	112	0.00	0.556																																																								

Batter	1	2	3	4	5	6	7	8	9	AB R H RBI BB SO LOB	TOP																									
21 Mark Kotsay, L (1, 8) OBP: 0.369, SLG: 0.411	4-1 HBP 3 1B BB	0-0 2-H 3-H 1B			4-1 L5-4 3 BB BB		0-1 2B 1B	4-1 FC5-4 1-2 BB		2 1 2 2 3 0 0																										
Eric Byrnes, R (1, 7) OBP: 0.346, SLG: 0.484	3-1 SAFE 3 1B HBP	0-2 SAFE SAFE G1-3			1-2 SAFE K		2-0 1-3 2B	1-1 FC5-4 1-2f		4 0 1 0 0 1 5																										
3 Eric Chavez, L (1, 5) OBP: 0.381, SLG: 0.484	2-0 G4-6-3 1-2 2-H 1B				4-1 G5-3 SF8 2B		4-0 1-2 IBB BB		0-0 G6-3	3 1 2 1 2 0 0																										
Jermaine Dye, R (1, 9) OBP: 0.339, SLG: 0.508	1-3 K				2-0 G5-3 2-3		0-2 F9 2-2		1-3 K	5 0 0 0 0 2 8																										
Scott Hatteberg, L (1, 3) OBP: 0.382, SLG: 0.474	2-1 G4-6-3 1-2f				2-2 SF8 3-H		2-2 G3-1 2B		3-3 K	3 0 1 1 1 1 5																										
Erubiel Durazo, L (1, 10) OBP: 0.384, SLG: 0.490					3-1 G4-3 0-1 P5		1-0 G3-1 2-3		4-1 1B 17 S BB	4 0 0 0 1 0 2																										
7 Bobby Crosby, R (1, 6) OBP: 0.327, SLG: 0.461					2-1 G5-3		3-2 G6-3		1-2 F9	4 0 0 0 0 0 2																										
17 Adam Melhuse, S (1, 2) OBP: 0.311, SLG: 0.423					0-0 2B 21 1B 1B		0-2 G4-3		3-1 P5 1-2	4 1 1 0 0 0 2																										
Marco Scutaro, R (1, 4) OBP: 0.297, SLG: 0.371					2-1 21 1B 1-3 2B		1-2 G5-3		0-0 21 BB 2-3 1B	4 1 2 0 0 0 0																										
<b>Inning Stats</b>	R: 1 E: 0 K: 1 S: 8	H: 1 LOB: 1 BB: 1 P: 20	R: 2 E: 0 K: 0 S: 11	H: 3 LOB: 1 BB: 0 P: 18	R: 1 E: 0 K: 0 S: 8	H: 1 LOB: 0 BB: 0 P: 12	R: 0 E: 0 K: 0 S: 6	H: 0 LOB: 0 BB: 0 P: 8	R: 0 E: 0 K: 1 S: 11	H: 1 LOB: 1 BB: 0 P: 17	R: 0 E: 0 K: 1 S: 13	H: 2 LOB: 3 BB: 1 P: 25	R: 0 E: 0 K: 0 S: 10	H: 1 LOB: 3 BB: 2 P: 23	R: 0 E: 0 K: 1 S: 7	H: 0 LOB: 1 BB: 1 P: 13	1B: 5 2B: 5 3B: 0 HR: 0	SF: 1 SAC: 0 DP: 2 HBP: 1	WP: 0 PB: 0 SB: 1 CS: 0	PA: 42																
<b>PITCHER</b>	IP WLS BF H R ER SO BB IBB HBP BLK WP HR S P ERA WHIP																																			
37 Jake Westbrook, R (1, 1) ERA: 3.21	6.1		30	8	4	4	2	3	1	1	0	0	0	62	114	5.68	1.737																			
59 Matt Miller, R (7, 1) ERA: 2.53	0.1		1	0	0	0	0	0	0	0	0	0	0	3	3	0.00	0.000																			
Cliff Bartosh, L (7, 1) ERA: 6.75	0.1		1	0	0	0	1	0	0	0	0	0	0	3	6	0.00	0.000																			
Bob Wickman, R (8, 1) ERA:	1.0		6	1	0	0	0	2	0	0	0	0	0	10	23	0.00	3.000																			
Bob Howry, R (9, 1) ERA: 1.04	1.0	W	4	0	0	0	1	1	0	0	0	0	0	7	13	0.00	1.000																			

Oakland Athletics @ Cleveland Indians  
 Jacobs Field, Cleveland, OH  
 Fri Jul 09 2004, 7:05 PM EDT  
 Att. 24,325 - Cloudy - 71 F

livebaseballscorecards.com

AB	33
R	4
H	9
RBI	4
BB	7
SO	4
LOB	24



BOTTOM

Oakland Athletics @ Cleveland Indians

Jacobs Field, Cleveland, OH

Fri Jul 09 2004, 7:05 PM EDT  
Att. 24,325 - Cloudy - 71 F

AB	34
R	5
H	6
RBI	5
BB	7
SO	6
LOB	18



WP	0	PA	42
PB	0		
SB	2		
CS	0		

AB R H RBI BB SO LOB

3	1	1	0	2	0	1
4	2	2	1	1	0	1
5	1	1	1	0	2	5
3	0	0	0	2	0	1
4	0	0	0	1	1	5
3	0	0	0	1	0	0
0	0	0	0	0	0	0
1	0	1	2	0	0	0
4	0	1	1	0	0	0
4	1	0	0	0	1	4
2	0	0	0	0	1	1
1	0	0	0	0	1	0

1	2	3	4	5	6	7	8	9

R: 0	H: 0	R: 0	H: 0	R: 0	H: 0	R: 1	H: 1	R: 0	H: 0	R: 1	H: 1	R: 0	H: 1	R: 3	H: 3	R: 0	H: 0
E: 0	LOB: 2	E: 0	LOB: 0	E: 0	LOB: 0	E: 1	LOB: 2	E: 0	LOB: 0	E: 0	LOB: 1	E: 0	LOB: 1	E: 1	LOB: 3	E: 0	LOB: 2
K: 0	BB: 2	K: 1	BB: 0	K: 0	BB: 0	K: 1	BB: 1	K: 0	BB: 0	K: 0	BB: 0	K: 0	BB: 0	K: 1	BB: 2	K: 2	BB: 2
S: 8	P: 19	S: 6	P: 9	S: 9	P: 15	S: 11	P: 21	S: 7	P: 13	S: 22	P: 40	S: 15	P: 27	S: 15	P: 27	S: 15	P: 27

PITCHER	IP	WLS	BF	H	R	ER	SO	BB	IBB	HBP	BLK	WP	HR	S	P	ERA	WHIP
Kirk Saarloos, R	(1, 1)	6.2	27	2	1	0	3	3	0	1	0	0	0	50	88	0.00	0.750
Ricardo Rincon, L	(7, 1)	1.0	4	0	1	0	1	0	0	0	0	0	0	15	25	0.00	0.000
Jim Mecir, R	(8, 1)	0.1	4	1	0	0	0	2	0	0	0	0	0	9	20	0.00	9.000
Octavio Dotel, R	(9, 1)	0.2	7	3	3	3	2	1	1	0	0	0	0	15	27	40.50	6.000

WP	0	PA	42
PB	0		
SB	2		
CS	0		

Oakland Athletics @ Cleveland Indians  
 Jacobs Field, Cleveland, OH  
 Sat Jul 10 2004, 7:05 PM EDT  
 Att. 28,448 - Sunny - 75 F

livebaseballscorecards.com

AB	46
R	16
H	19
RBI	16
BB	8
SO	8
LOB	23



WP:	0	PA:	54
PB:	0		
SB:	1		
CS:	0		

Batter	1	2	3	4	5	6	7	8	9	AB	R	H	RBI	BB	SO	LOB
21 Mark Kotsay, L (1, 8) OBP: 0.375, SLG: 0.426	G4-3	FC6-4		FC4-6		1B	2B	3B		6	1	4	3	0	0	1
Eric Byrnes, R (1, 7) OBP: 0.343, SLG: 0.477	K		G6-3	K		K	P4	F7		6	1	1	0	0	3	5
3 Eric Chavez, L (1, 5) OBP: 0.392, SLG: 0.495			G6-3	FC4-6		1B	BB			4	3	3	0	2	0	1
Jermaine Dye, R (1, 9) OBP: 0.342, SLG: 0.505				P3		G1-3	HR			4	1	1	2	2	0	3
Scott Hatteberg, L (1, 3) OBP: 0.381, SLG: 0.469	FC6-4		G6-3	G4-3		G4-3	HR	F8		5	2	1	0	1	0	7
23 Bobby Kielty, S (1, 10) OBP: 0.312, SLG: 0.414				L4		L4				3	0	1	2	0	1	0
Erubiel Durazo, L (6, PH) OBP: 0.387, SLG: 0.504										3	1	2	5	0	1	0
7 Bobby Crosby, R (1, 6) OBP: 0.330, SLG: 0.458										4	2	1	0	2	0	2
17 Adam Melhuse, S (1, 2) OBP: 0.321, SLG: 0.461										5	3	2	3	1	3	4
Marco Scutaro, R (1, 4) OBP: 0.301, SLG: 0.374										6	2	3	1	0	0	0

Inning Stats	R: 0	H: 1	R: 1	H: 1	R: 2	H: 2	R: 0	H: 1	R: 0	H: 0	R: 7	H: 6	R: 0	H: 2	R: 2	H: 2	R: 4	H: 4	
E: 0	LOB: 2	E: 0	LOB: 1	E: 0	LOB: 2	E: 0	LOB: 1	E: 0	LOB: 0	E: 0	LOB: 1	E: 0	LOB: 3	E: 0	LOB: 1	E: 0	LOB: 0	E: 0	LOB: 0
K: 1	BB: 1	K: 2	BB: 1	K: 1	BB: 2	K: 1	BB: 0	K: 0	BB: 0	K: 2	BB: 2	K: 0	BB: 1	K: 0	BB: 1	K: 0	BB: 0	K: 0	BB: 0
S: 17	P: 25	S: 12	P: 24	S: 16	P: 26	S: 7	P: 12	S: 6	P: 10	S: 21	P: 41	S: 13	P: 24	S: 11	P: 16	S: 17	P: 24	S: 17	P: 24

PITCHER	IP	WLS	BF	H	R	ER	SO	BB	IBB	HBP	BLK	WP	HR	S	P	ERA	WHIP
CC Sabathia, L (1, 1) ERA: 3.33	5.0		24	5	3	3	5	4	0	0	0	0	0	58	97	5.40	1.800
Rick White, R (6, 1) ERA: 3.95	0.2	L	6	3	4	4	1	0	1	0	0	0	0	13	26	54.00	4.500
59 Matt Miller, R (6, 1) ERA: 3.38	0.0	B	2	1	0	0	0	0	1	0	0	0	0	2	7	∞	∞
Cliff Bartosh, L (6, 1) ERA: 7.45	0.1		3	2	3	3	1	0	0	0	0	0	1	6	8	81.00	6.000
Jerome Robertson, L (7, 1) ERA: 10.13	3.0		19	8	6	6	1	2	0	0	0	0	1	41	64	18.00	3.333

PITCHER	IP	WLS	BF	H	R	ER	SO	BB	IBB	HBP	BLK	WP	HR	S	P	ERA	WHIP
CC Sabathia, L (1, 1) ERA: 3.33	5.0		24	5	3	3	5	4	0	0	0	0	0	58	97	5.40	1.800
Rick White, R (6, 1) ERA: 3.95	0.2	L	6	3	4	4	1	0	1	0	0	0	0	13	26	54.00	4.500
59 Matt Miller, R (6, 1) ERA: 3.38	0.0	B	2	1	0	0	0	0	1	0	0	0	0	2	7	∞	∞
Cliff Bartosh, L (6, 1) ERA: 7.45	0.1		3	2	3	3	1	0	0	0	0	0	1	6	8	81.00	6.000
Jerome Robertson, L (7, 1) ERA: 10.13	3.0		19	8	6	6	1	2	0	0	0	0	1	41	64	18.00	3.333

Batter	1	2	3	4	5	6	7	8	9	AB R H RBI BB SO LOB
Ronnie Belliard, R (1, 4) OBP: 0.378, SLG: 0.427	K		G6-4-3			E7		F8		5 0 0 0 0 1 4
Omar Vizquel, S (1, 6) OBP: 0.365, SLG: 0.392	K			WP 1B S 1B	SH3-4		K		F8	4 1 1 0 0 2 0
Matt Lawton, L (1, 7) OBP: 0.378, SLG: 0.477	K			1B 48 2B BB	G3				K	3 1 0 0 2 2 1
Casey Blake, R (1, 5) OBP: 0.357, SLG: 0.455		G5-3		48 2B 1B BB	G4-3				G4-3	3 1 0 0 1 1 2
Jody Gerut, L (9, PH) OBP: 0.342, SLG: 0.409				1-2 48 2B BB						1 0 0 0 0 0 0
Lou Merloni, R (1, 3) OBP: 0.365, SLG: 0.435		K		1-2 2-3 3-H 48 2B 1B		G6-3			F9	4 1 1 1 0 1 1
48 Travis Hafner, L (1, 10) OBP: 0.414, SLG: 0.539				1-2 2-3 3-H WP SF8 2B					HR	4 3 4 4 0 0 0
Tim Laker, R (1, 2) OBP: 0.284, SLG: 0.319		K		1-2 2-H SF8					G5-3	3 0 1 1 0 1 1
Coco Crisp, S (1, 8) OBP: 0.308, SLG: 0.391				1-1 CS 1B						4 0 3 1 0 1 0
Mark Little, R (1, 9) OBP: 0.143, SLG: 0.083				1-1 G6-4-3 1B					K	4 0 1 0 0 2 3

Inning Stats	R: 0	H: 0	E: 0	K: 3	S: 10	LOB: 0	BB: 0	P: 13	R: 0	H: 1	E: 1	K: 2	S: 9	LOB: 1	BB: 0	P: 14	R: 0	H: 2	E: 0	K: 0	S: 7	LOB: 0	BB: 0	P: 10	R: 5	H: 3	E: 0	K: 2	S: 21	LOB: 0	BB: 2	P: 39	R: 0	H: 0	E: 1	K: 0	S: 7	LOB: 1	BB: 0	P: 13	R: 1	H: 3	E: 0	K: 0	S: 8	LOB: 2	BB: 0	P: 9	R: 0	H: 0	E: 0	K: 2	S: 10	LOB: 1	BB: 1	P: 18	R: 1	H: 2	E: 0	K: 1	S: 17	LOB: 1	BB: 0	P: 27	R: 0	H: 0	E: 0	K: 1	S: 6	LOB: 0	BB: 0	P: 8	1B: 9	SF: 1	2B: 1	SAC: 1	3B: 0	DP: 1	HR: 1	HBP: 0	WP: 2	PA: 40
PITCHER	IP	WLS	BF	H	R	ER	SO	BB	IBB	HBP	BLK	WP	HR	S	P	ERA	WHIP																																																																	
Mark Mulder, L (1, 1) ERA: 3.21	6.2	W	31	9	6	6	9	3	0	0	0	2	0	70	112	8.10	1.800																																																																	
58 Justin Duchschere, R (7, 1) ERA: 3.27	1.1		6	2	1	1	1	0	0	0	0	0	1	19	31	6.75	1.500																																																																	
Chad Bradford, R (9, 1) ERA: 5.12	1.0		3	0	0	0	1	0	0	0	0	0	0	6	8	0.00	0.000																																																																	

**BOTTOM**

**Oakland Athletics @ Cleveland Indians**  
 Jacobs Field, Cleveland, OH  
 Sat Jul 10 2004, 7:05 PM EDT  
 Att. 28,448 - Sunny - 75 F

livebaseballscorecards.com

AB	35
R	7
H	11
RBI	7
BB	3
SO	11
LOB	12



Batter	1	2	3	4	5	6	7	8	9	AB R H RBI BB SO LOB	TOP											
21 Mark Kotsay, L (1, 8) OBP: 0.378, SLG: 0.427	1-2 1B		1-1 3 BB 2B 1B		3-2 F9		4-2 BB		0-1 F8	4 1 2 0 1 0 1												
23 Bobby Kielty, S (1, 7) OBP: 0.311, SLG: 0.406	1-2 L7		4-2 3 BB 2B BB		2-1 G6-3		2-1 F4		4-1 BB	3 0 0 0 1 0 4												
Mark McLemore, S (9, PH) OBP: 0.379, SLG: 0.324			1-2 BB						1-2 BB	0 0 0 0 1 0 0												
3 Eric Chavez, L (1, 5) OBP: 0.388, SLG: 0.492	0-3 K		0-0 2B		2-3 K		1-0 G4-3		3-2 F8	5 0 1 1 0 2 6												
Jermaine Dye, R (1, 9) OBP: 0.343, SLG: 0.505	1-2 1B		3-3 K		2-2 L6		2-2 G3-6-1 1B			4 0 2 0 0 1 2												
Eric Byrnes, R (8, PR) OBP: 0.343, SLG: 0.477	1-2 1B									0 0 0 0 0 0 0												
Erubiel Durazo, L (1, 10) OBP: 0.385, SLG: 0.500	1-1 F8		0-0 G6-3		0-0 G3		3-2 G3-6-1 1B			4 0 1 0 0 0 4												
Eric Karros, R (1, 3) OBP: 0.248, SLG: 0.320		1-2 L5		0-0 1B		1-3 K		1-0 G3-6-1		3 0 1 0 0 1 0												
Scott Hatteberg, L (8, PH) OBP: 0.380, SLG: 0.467								1-2 2-3		1 0 0 0 0 0 2												
7 Bobby Crosby, R (1, 6) OBP: 0.326, SLG: 0.452		2-3 K		2-1 F7		0-2 F9		2-3 K		4 0 0 0 0 2 3												
Damian Miller, R (1, 2) OBP: 0.354, SLG: 0.467		0-1 L9		0-0 L9		4-2 2B BB			1-1 L9	3 0 0 0 1 0 1												
Marco Scutaro, R (1, 4) OBP: 0.304, SLG: 0.379			1-0 G5-3		1-2 G4-3		0-0 2B		0-1 BB 1B	4 0 2 0 0 0 1												
Inning Stats	R: 0 E: 0 K: 1 S: 17	H: 2 LOB: 2 BB: 0 P: 21	R: 0 E: 0 K: 1 S: 10	H: 0 LOB: 0 BB: 0 P: 13	R: 1 E: 0 K: 1 S: 11	H: 2 LOB: 2 BB: 1 P: 20	R: 0 E: 0 K: 0 S: 7	H: 1 LOB: 1 BB: 0 P: 10	R: 0 E: 0 K: 1 S: 10	H: 0 LOB: 0 BB: 0 P: 17	R: 0 E: 0 K: 1 S: 7	H: 0 LOB: 0 BB: 0 P: 10	R: 0 E: 0 K: 0 S: 16	H: 1 LOB: 3 BB: 2 P: 27	R: 0 E: 0 K: 1 S: 12	H: 2 LOB: 2 BB: 0 P: 20	R: 0 E: 0 K: 0 S: 13	H: 1 LOB: 2 BB: 1 P: 21	1B: 7 2B: 2 3B: 0 HR: 0	SF: 0 SAC: 0 DP: 1 HBP: 0	WP: 0 PB: 0 SB: 0 CS: 0	PA: 39
PITCHER	IP WLS BF H R ER SO BB IBB HBP BLK WP HR S P ERA WHIP																					
31 Cliff Lee, L (1, 1) ERA: 3.77	7.0 W 30 6 1 1 5 3 0 0 0 0 0 0 78 118 1.29 1.286																					
Bob Wickman, R (8, 1) ERA:	1.0 H 4 2 0 0 1 0 0 0 0 0 0 0 12 20 0.00 2.000																					
David Riske, R (9, 1) ERA: 4.12	1.0 S 5 1 0 0 0 1 0 0 0 0 0 0 13 21 0.00 2.000																					

Oakland Athletics @ Cleveland Indians  
 Jacobs Field, Cleveland, OH  
 Sun Jul 11 2004, 1:05 PM EDT  
 Att. 24,622 - Sunny - 81 F

livebaseballscorecards.com

AB	35
R	1
H	9
RBI	1
BB	4
SO	6
LOB	24



Batter	1	2	3	4	5	6	7	8	9
Ronnie Belliard, R OBP: 0.376, SLG: 0.425 (1, 4) B S S S	1-3 K ①		1-1 SAFE SAFE G5-3 1-2 ②			0-1 SAFE SAFE 2B 1B ①	1-2 SAFE SAFE L8 ③		
Coco Crisp, S OBP: 0.315, SLG: 0.415 (1, 8) B X	1-0 P6 ②			1-2 HR ①		3-2 SAFE SAFE 41 CS 1-H 2B ①		0-0 HBP 48 1B 1B ①	
Matt Lawton, L OBP: 0.377, SLG: 0.474 (1, 7) F C C	0-3 K ③			1-1 L8 ①		0-3 K ①		2-0 SAFE SAFE HBP 48 1B 1B ①	
41 Victor Martinez, S OBP: 0.363, SLG: 0.510 (1, 2) C X			0-1 SAFE SAFE FC5-4 1B ①		1-1 G5-3 ②	2-1 SAFE SAFE 2B 1B ②		2-1 SAFE SAFE F6 ①	
Casey Blake, R OBP: 0.362, SLG: 0.459 (1, 5) C B B B X			3-1 SAFE SAFE L9 ①		4-1 BB ①	1-1 SAFE SAFE 2B ①		2-1 HBP 48 1B 1B ①	
48 Travis Hafner, L OBP: 0.412, SLG: 0.535 (1, 10) F B B C C			1-3 K ②		3-2 L7 ③	2-2 K ③		1-2 SAFE SAFE HBP 48 1B 1B ②	
Lou Merloni, R OBP: 0.358, SLG: 0.425 Ben Broussard, L OBP: 0.344, SLG: 0.380 (1, 3) (8, 3) B B X			2-0 SAFE SAFE FC5-4 1-2f ③		3-2 G5-3 ①		3-3 K ①	2-1 SAFE SAFE F8 ③	
Jody Gerut, L OBP: 0.347, SLG: 0.409 (1, 9) B S B B B			4-2 SAFE SAFE SAFE CS BB ①		4-2 SAFE SAFE SAFE G6-3 BB ②		4-2 SAFE SAFE SAFE FC1-6 BB ②		
John McDonald, R OBP: 0.255, SLG: 0.235 (1, 6) 1 SAFE 1 SAFE 1 SAFE C B 1 SAFE S X			1-2 SAFE SAFE F8 ①		2-2 SAFE SAFE SAFE G6-3 1-2 ②		1-2 SAFE SAFE SAFE FC1-6 1-2f ②		

Inning Stats	R: 0	H: 0	E: 0	K: 2	S: 7	R: 0	H: 1	E: 0	K: 1	S: 8	R: 0	H: 0	E: 0	K: 0	S: 7	R: 1	H: 1	E: 0	K: 0	S: 11	R: 0	H: 0	E: 0	K: 0	S: 9	R: 1	H: 4	E: 0	K: 2	S: 17	R: 0	H: 0	E: 0	K: 1	S: 14	R: 2	H: 3	E: 0	K: 0	S: 10
	LOB: 0	BB: 0	P: 9	LOB: 1	BB: 0	P: 14	LOB: 0	BB: 1	P: 13	LOB: 1	BB: 1	P: 18	LOB: 2	BB: 0	P: 25	LOB: 1	BB: 1	P: 23	LOB: 1	BB: 0	P: 19	LOB: 1	BB: 0	P: 19	LOB: 1	BB: 0	P: 19	LOB: 1	BB: 0	P: 19	LOB: 1	BB: 0	P: 19	LOB: 1	BB: 0	P: 19	LOB: 1	BB: 0	P: 19	

PITCHER	IP	WLS	BF	H	R	ER	SO	BB	IBB	HBP	BLK	WP	HR	S	P	ERA	WHIP
Barry Zito, L ERA: 4.62 (1, 1)	7.0	L	28	6	2	2	6	4	0	0	0	0	1	73	123	2.57	1.429
Octavio Dotel, R ERA: 4.3 (8, 1)	1.0		6	3	2	2	0	0	0	1	0	0	0	10	19	18.00	3.000

AB	R	H	RBI	BB	SO	LOB
4	1	1	0	0	1	2
4	2	3	2	0	0	0
4	1	1	0	0	2	1
4	0	2	0	0	0	2
2	0	1	0	1	0	1
4	0	1	2	0	2	4
3	0	0	0	0	1	1
1	0	0	0	0	0	1
0	0	0	0	3	0	0
3	0	0	0	0	0	3

WP: 0	PA: 34
PB: 0	
SB: 0	
CS: 2	

AB	29
R	4
H	9
RBI	4
BB	4
SO	6
LOB	15


**Oakland Athletics @ Cleveland Indians**  
 Jacobs Field, Cleveland, OH  
 Sun Jul 11 2004, 1:05 PM EDT  
 Att. 24,622 - Sunny - 81 F

[livebaseballscorecards.com](http://livebaseballscorecards.com)

Batter	1	2	3	4	5	6	7	8	9	AB R H RBI BB SO LOB	TOP		
<b>Matt Lawton, L</b> (1, 7) OBP: 0.373, SLG: 0.469	1-2 G4-3		0-1 G4-6-3			1-2 G3		0-1 F7		4 0 0 0 0 0 1	<b>Cleveland Indians @ Seattle Mariners</b> Safeco Field, Seattle, WA Thu Jul 15 2004, 7:05 PM PDT Att. 32,896 - Unknown - 75 F		
<b>Omar Vizquel, S</b> (1, 6) OBP: 0.361, SLG: 0.387	2-1 F9		2-3 K			1-0 G1-3		2-2 G6-3		4 0 0 0 0 1 0			
<b>48 Travis Hafner, L</b> (1, 10) OBP: 0.416, SLG: 0.536	4-2 BB					2-1 1B			2-3 K	3 0 2 0 1 1 0			
<b>41 Victor Martinez, S</b> (1, 2) OBP: 0.359, SLG: 0.503	1-1 G3					2-1 G1-3			3-2 P4	4 0 0 0 0 1 3			
<b>Casey Blake, R</b> (1, 5) OBP: 0.361, SLG: 0.456									0-2 1B	4 0 1 0 0 0 1			
<b>Jody Gerut, L</b> (1, 9) OBP: 0.346, SLG: 0.416									1-2 F9	4 1 1 1 0 0 2			
<b>Ronnie Belliard, R</b> (1, 4) OBP: 0.376, SLG: 0.427										3 0 1 0 0 0 0			
<b>Ben Broussard, L</b> (1, 3) OBP: 0.340, SLG: 0.374										3 0 0 0 0 1 1			
<b>Coco Crisp, S</b> (1, 8) OBP: 0.315, SLG: 0.412										2 0 0 0 1 2 0			
<b>Inning Stats</b>	R: 0 H: 0 E: 0 LOB: 1 K: 0 BB: 1 S: 9 P: 17	R: 1 H: 1 E: 0 LOB: 0 K: 1 BB: 0 S: 10 P: 14	R: 0 H: 0 E: 0 LOB: 0 K: 1 BB: 1 S: 7 P: 13	R: 0 H: 1 E: 0 LOB: 1 K: 1 BB: 0 S: 14 P: 19	R: 0 H: 0 E: 0 LOB: 0 K: 1 BB: 0 S: 6 P: 8	R: 0 H: 1 E: 0 LOB: 1 K: 0 BB: 0 S: 8 P: 14	R: 0 H: 1 E: 0 LOB: 1 K: 0 BB: 0 S: 10 P: 17	R: 0 H: 0 E: 0 LOB: 0 K: 1 BB: 0 S: 9 P: 13	R: 0 H: 1 E: 0 LOB: 1 K: 1 BB: 0 S: 14 P: 20	1B: 3 SF: 0 2B: 1 SAC: 0 3B: 0 DP: 1 HR: 1 HBP: 0	WP: 0 PA: 33 PB: 1 SB: 0 CS: 0		
<b>PITCHER</b>	IP WLS BF H R ER SO BB IBB HBP BLK WP HR S P ERA WHIP											<b>PITCHER</b>	IP WLS BF H R ER SO BB IBB HBP BLK WP HR S P ERA WHIP
<b>Joel Pineiro, R</b> (1, 1) ERA: 4.47	8.0 W 29 4 1 1 5 2 0 0 0 0 0 1 73 115 1.12 0.750												
<b>Eddie Guardado, L</b> (9, 1) ERA: 2.01	1.0 S 4 1 0 0 1 0 0 0 0 0 0 0 14 20 0.00 1.000												

<b>AB</b>	31
<b>R</b>	1
<b>H</b>	5
<b>RBI</b>	1
<b>BB</b>	2
<b>SO</b>	6
<b>LOB</b>	8



livebaseballscorecards.com



Batter	1	2	3	4	5	6	7	8	9
<b>51 Ichiro Suzuki, L</b> OBP: 0.368, SLG: 0.397 (1, 9) C X	1-1 G6-3 ①		2-2 K ② C 1 SAFE C 1 SAFE T			1-0 G3 BB 1B		0-0 F7 ①	
<b>Randy Winn, S</b> OBP: 0.345, SLG: 0.440 (1, 8) (9, 7) C B F F S	2-3 K ②		1-0 G1-3 ③			4-2 G3 1-2 BB		0-3 K ②	
<b>Bret Boone, R</b> OBP: 0.296, SLG: 0.379 (1, 4) C F S	0-3 K ③			2-2 G4-3 ①		1-2 G3 ②		2-1 F8 ③	
<b>Raul Ibanez, L</b> OBP: 0.319, SLG: 0.483 <b>Hiram Bocachica, R</b> OBP: 0.333, SLG: 0.364 (1, 7) (9, 8) C X		0-1 G5-3 ①		1-2 G6-3 ②		1-0 G1-3 ③			
<b>Edgar Martinez, R</b> OBP: 0.331, SLG: 0.364 (1, 10) C B B X		2-1 G1-3 ②		1-2 P4 ③			0-1 G6-3 ①		
<b>Scott Spiezio, S</b> OBP: 0.292, SLG: 0.382 (1, 3) X		0-0 2B			3-1 G3-1 ①		1-0 L6 ②		
<b>Miguel Olivo, R</b> OBP: 0.310, SLG: 0.479 (1, 2) S F C		0-3 K ③			2-3 K ②		2-0 HR HBP		
<b>Justin Leone, R</b> OBP: 0.375, SLG: 0.600 (1, 5) C C B B C			3-3 K ①		2-3 K ③		0-0 1-H HR		
<b>16 Willie Bloomquist, R</b> OBP: 0.289, SLG: 0.316 (1, 6) B C X			1-1 1B			2-1 G1-3 ①	0-1 G4-3 ③		

Inning Stats	R: 0 E: 0 K: 2 S: 9	H: 0 LOB: 0 BB: 0 P: 12	R: 0 E: 0 K: 1 S: 8	H: 1 LOB: 1 BB: 0 P: 10	R: 0 E: 0 K: 2 S: 9	H: 1 LOB: 1 BB: 0 P: 16	R: 0 E: 0 K: 0 S: 11	H: 0 LOB: 0 BB: 0 P: 15	R: 0 E: 0 K: 2 S: 8	H: 0 LOB: 0 BB: 0 P: 15	R: 0 E: 0 K: 0 S: 10	H: 1 LOB: 2 BB: 1 P: 19	R: 2 E: 0 K: 0 S: 6	H: 1 LOB: 0 BB: 0 P: 9	R: 0 E: 0 K: 1 S: 6	H: 0 LOB: 0 BB: 0 P: 8
	1B: 2 2B: 1 3B: 0 HR: 1	SF: 0 SAC: 0 DP: 0 HBP: 1	WP: 0 PB: 0 SB: 0 CS: 0													


PITCHER	IP	WLS	BF	H	R	ER	SO	BB	IBB	HBP	BLK	WP	HR	S	P	ERA	WHIP
<b>37 Jake Westbrook, R</b> ERA: 3.14 (1, 1)	8.0	L	30	4	2	2	8	1	0	1	0	0	1	67	104	2.25	0.625

**BOTTOM**

**Cleveland Indians @ Seattle Mariners**  
Safeco Field, Seattle, WA  
Thu Jul 15 2004, 7:05 PM PDT  
Att: 32,896 - Unknown - 75 F

livebaseballscorecards.com

<b>AB</b>	<b>28</b>
<b>R</b>	<b>2</b>
<b>H</b>	<b>4</b>
<b>RBI</b>	<b>2</b>
<b>BB</b>	<b>1</b>
<b>SO</b>	<b>8</b>
<b>LOB</b>	<b>7</b>



WP: 0	PA: 30
PB: 0	
SB: 0	
CS: 0	

Batter	1	2	3	4	5	6	7	8	9	AB R H RBI BB SO LOB	TOP		
Ronnie Belliard, R (1, 4) OBP: 0.374, SLG: 0.422	4-1 1B 48 BB SH1-3 BB	2-0 L7	0-1 2-3 3-H 1B		1-1 P4		0-1 F9	0-2 L1	2-3 K	6 1 1 1 1 1 2			
Omar Vizquel, S (1, 6) OBP: 0.365, SLG: 0.389	0-1 SH1-3		1-1 HR 1B			4-1 41 HR BB	0-1 2B 41 1B 1B		0-0 HR	3 3 2 0 1 0 2 1 1 1 1 0 0 0			
Ben Broussard, L (7, 3) OBP: 0.343, SLG: 0.392	1-2		F9										
Matt Lawton, L (1, 7) OBP: 0.376, SLG: 0.480	3-1 F7		1-1 HR			1-2 41 HR HBP	0-2 41 1B 2B		0-0 F7	4 3 2 2 0 1 3 1 0 0 0 0 0 0			
Mark Little, R (9, PH) OBP: 0.133, SLG: 0.077			K										
41 Victor Martinez, S (1, 2) OBP: 0.370, SLG: 0.542	4-1 48 BB 1B BB		2-2 HR	1-1 2B 48 FC4-2 1B		0-1 1-H 2-H HR	2-1 2B 1B		2-2 HR	5 3 5 7 1 0 0			
Casey Blake, R (1, 5) OBP: 0.364, SLG: 0.471	0-2 48 BB 1B		2-1 HR	1-2 48 FC4-2 2B		2-0 F8	1-2 K		1-3 K	5 1 3 1 0 1 1 1 0 0 0 0 1 0			
John McDonald, R (7, 6) OBP: 0.250, SLG: 0.231	1-2 2-3			1-3 F7-2 2B									
48 Travis Hafner, L (1, 10) OBP: 0.420, SLG: 0.550	4-1 1-2 2-3 3-H BB		2-2 1B 2B HBP	1-0 FC4-2		2-0 G3		0-2 1B 2B	3-2 HR	4 3 2 2 1 0 2			
Lou Merloni, R (1, 3) OBP: 0.363, SLG: 0.420	1-1 F8		1-1 2B 1B 1B	0-2 F7-2		4-2 BB		2-1 F9	2-0 HR HBP	4 2 1 0 1 0 6			
Jody Gerut, L (1, 9) OBP: 0.346, SLG: 0.426		2-2 P4	3-1 1B 2B		2-1 G4-3	1-1 G3		0-0 F8	3-2 1-H HR	6 1 2 3 0 0 2			
Coco Crisp, S (1, 8) OBP: 0.316, SLG: 0.414		0-2 G6-3	0-0 P5		2-3 K		3-2 F8	0-0 2-H 1B	0-0 2B	6 0 2 1 0 1 2			
<b>Inning Stats</b>	R: 1 H: 1 E: 0 LOB: 3 K: 0 BB: 3 S: 12 P: 28	R: 0 H: 0 E: 0 LOB: 0 K: 0 BB: 0 S: 7 P: 11	R: 6 H: 7 E: 0 LOB: 2 K: 1 BB: 0 S: 28 P: 47	R: 0 H: 2 E: 0 LOB: 1 K: 0 BB: 0 S: 10 P: 13	R: 0 H: 0 E: 0 LOB: 0 K: 1 BB: 0 S: 9 P: 14	R: 3 H: 1 E: 0 LOB: 1 K: 0 BB: 2 S: 11 P: 25	R: 2 H: 3 E: 0 LOB: 1 K: 1 BB: 0 S: 17 P: 23	R: 1 H: 2 E: 0 LOB: 1 K: 0 BB: 0 S: 10 P: 12	R: 5 H: 5 E: 0 LOB: 1 K: 2 BB: 0 S: 20 P: 33	1B: 8 SF: 0 2B: 6 SAC: 1 3B: 0 DP: 1 HR: 8 HBP: 3	WP: 0 PA: 55 PB: 0 SB: 0 CS: 0		
<b>PITCHER</b>	IP WLS BF H R ER SO BB IBB HBP BLK WP HR S P ERA WHIP											<b>PITCHER</b>	IP WLS BF H R ER SO BB IBB HBP BLK WP HR S P ERA WHIP
Travis Blackley, L (1, 1) ERA: 11.37	2.0 L 17 7 7 7 0 3 0 1 0 0 3 37 71 31.50 5.000											40 Julio Mateo, R (9, 1) ERA: 5.23	0.2 6 3 4 4 1 0 0 1 0 0 3 12 20 54.00 4.500
20 J.J. Putz, R (3, 1) ERA: 4.46	3.0 11 3 0 0 2 0 0 0 0 0 0 0 29 42 0.00 1.000											Mike Myers, L (9, 1) ERA: 4.5	0.1 3 2 1 1 1 0 0 0 0 0 1 8 13 27.00 6.000
Ron Villone, L (6, 1) ERA: 3.31	1.0 7 1 3 3 0 2 0 1 0 0 1 11 25 27.00 3.000												
George Sherrill, L (7, 1) ERA: 18.0	1.0 6 3 2 2 1 0 0 0 0 0 0 0 17 23 18.00 3.000												
Shigetoshi Hasegawa, R (8, 1) ERA: 5.59	1.0 5 2 1 1 0 0 0 0 0 0 0 0 10 12 9.00 2.000												

Cleveland Indians @ Seattle Mariners  
Safeco Field, Seattle, WA  
Fri Jul 16 2004, 7:05 PM PDT  
Att. 32,578 - Sunny - 78 F

livebaseballscorecards.com

AB 46  
R 18  
H 21  
RBI 18  
BB 5  
SO 5  
LOB 20



Batter	1	2	3	4	5	6	7	8	9	AB	R	H	RBI	BB	SO	LOB
51 Ichiro Suzuki, L OBP: 0.368, SLG: 0.397 Dave Hansen, L OBP: 0.430, SLG: 0.412	1-1 G4-3		1-0 1B		1-3 K			2-3 K	1-1 F7	3	0	1	0	0	1	0
Randy Winn, S OBP: 0.344, SLG: 0.437	1-3 K		2-2 P4		1-1 P5			3-2 1B		4	0	1	0	0	1	1
Bret Boone, R OBP: 0.293, SLG: 0.375 Hiram Bocachica, R OBP: 0.328, SLG: 0.357	1-1 P4			2-0 F9		1-1 F9		0-1 F7		3	0	0	0	0	0	0
Raul Ibanez, L OBP: 0.313, SLG: 0.474		1-0 F9		1-1 L4		1-0 G6-3		1-2 K		4	0	0	0	0	1	1
Bucky Jacobsen, R OBP: 0.750, SLG: 0.500		2-3 K		4-1 2B HR BB		1-2 1B		4-1 2B BB		2	2	1	0	2	1	0
Jolbert Cabrera, R OBP: 0.319, SLG: 0.431		4-2 BB		2-2 HR 2B		2-2 F9		0-1 2B SF9 2B		3	2	2	0	1	0	1
Justin Leone, R OBP: 0.400, SLG: 0.789		1-2 F8		0-1 HR			0-2 F8		3-1 SF9 16 G6-3 2B	4	2	2	4	0	0	1
Dan Wilson, R OBP: 0.308, SLG: 0.338		2-1 F8		3-3 K			0-1 F8		0-0 SF9	3	0	0	1	0	1	0
16 Willie Bloomquist, R OBP: 0.276, SLG: 0.301		2-3 K			1-3 K			1-3 K	2-2 G6-3	4	0	0	1	0	3	0

Inning Stats	R: 0	H: 0	E: 0	K: 1	S: 7	R: 0	H: 0	E: 0	K: 1	S: 12	R: 0	H: 1	E: 0	K: 1	S: 12	R: 3	H: 2	E: 0	K: 1	S: 14	R: 0	H: 0	E: 0	K: 2	S: 8	R: 0	H: 1	E: 0	K: 1	S: 10	R: 0	H: 0	E: 0	K: 1	S: 8	R: 0	H: 1	E: 0	K: 2	S: 12	R: 3	H: 2	E: 0	K: 0	S: 14	1B: 3	2B: 3	3B: 0	HR: 1	SF: 1	SAC: 0	DP: 0	HBP: 0	WP: 0	PA: 37
--------------	------	------	------	------	------	------	------	------	------	-------	------	------	------	------	-------	------	------	------	------	-------	------	------	------	------	------	------	------	------	------	-------	------	------	------	------	------	------	------	------	------	-------	------	------	------	------	-------	-------	-------	-------	-------	-------	--------	-------	--------	-------	--------

PITCHER	IP	WLS	BF	H	R	ER	SO	BB	IBB	HBP	BLK	WP	HR	S	P	ERA	WHIP
31 Cliff Lee, L ERA: 3.81	(1, 1)	6.0	24	4	3	3	6	2	0	0	0	0	1	63	101	4.50	1.000
63 Rafael Betancourt, R ERA: 4.38	(7, 1)	1.0	3	0	0	0	1	0	0	0	0	0	0	8	9	0.00	0.000
Bob Howry, R ERA: 0.93	(8, 1)	1.0	4	1	0	0	2	0	0	0	0	0	0	12	18	0.00	1.000
David Riske, R ERA: 4.67	(9, 1)	0.2	5	2	3	3	0	1	0	0	0	0	0	12	21	40.50	4.500
Rick White, R ERA: 3.92	(9, 1)	0.1	1	0	0	0	0	0	0	0	0	0	0	2	3	0.00	0.000

BOTTOM

Cleveland Indians @ Seattle Mariners  
Safeco Field, Seattle, WA  
Fri Jul 16 2004, 7:05 PM PDT  
Att. 32,578 - Sunny - 78 F

livebaseballscores.com

AB	33
R	6
H	7
RBI	6
BB	3
SO	9
LOB	5



Batter	1	2	3	4	5	6	7	8	9	AB R H RBI BB SO LOB	TOP											
<b>Matt Lawton, L</b> (1, 7) OBP: 0.378, SLG: 0.479	1-1 1B		3-2 F9			1-3 K	3-1 G5-3 HBP		4-2 48 G1-3 SH2-3 BB	3 0 1 0 1 1 0												
<b>Omar Vizquel, S</b> (1, 6) OBP: 0.362, SLG: 0.386	2-1 F9		3-1 P3			2-3 K	3-2 G5-3		0-0 SH2-3	3 0 0 0 0 1 1												
<b>John McDonald, R</b> (6, 6) OBP: 0.246, SLG: 0.226						1-2 2-3			1-2	1 0 0 0 0 0 2												
<b>48 Travis Hafner, L</b> (1, 10) OBP: 0.417, SLG: 0.554	0-1 F7			2-2 F7		2-2 HR	1-3 K		1-2 G1-3	5 1 1 1 0 1 4												
<b>41 Victor Martinez, S</b> (1, 2) OBP: 0.371, SLG: 0.538	0-2 G1-3			0-0 BLK 1B		0-0 P6		0-1 F7	4-0 IBB	4 0 1 0 1 0 1												
<b>Casey Blake, R</b> (1, 5) OBP: 0.362, SLG: 0.470				2-2 F9			3-2 PB 2B	3-2 G1-3	0-0 F9	5 1 1 0 0 0 3												
<b>Jody Gerut, L</b> (1, 9) OBP: 0.345, SLG: 0.427				2-2 G4-3			1-2 1B 2B	1-1 E5 1B 2B		4 2 1 1 0 0 2												
<b>Ronnie Belliard, R</b> (1, 4) OBP: 0.376, SLG: 0.423				0-0 G5-3		3-2 P5	3-1 BLK 1B 1B	1-0 2B 1B		4 2 2 1 0 0 1												
<b>Ben Broussard, L</b> (1, 3) OBP: 0.345, SLG: 0.398				1-3 K		0-0 G5-3	1-2 G5-3 HBP 1B	3-2 1B 2B		4 0 2 3 0 1 1												
<b>Coco Crisp, S</b> (1, 8) OBP: 0.311, SLG: 0.407				2-1 G4-3		0-0 P5	1-0 P4	3-2 G4-3		4 0 0 0 0 0 2												
<b>Mark Little, R</b> (8, 8) OBP: 0.133, SLG: 0.077										0 0 0 0 0 0 0												
<b>Inning Stats</b>	R: 0 E: 0 K: 0 S: 9	H: 1 LOB: 1 BB: 0 P: 12	R: 0 E: 1 K: 1 S: 7	H: 0 LOB: 1 BB: 0 P: 10	R: 0 E: 0 K: 0 S: 8	H: 0 LOB: 0 BB: 0 P: 16	R: 0 E: 0 K: 0 S: 11	H: 1 LOB: 1 BB: 0 P: 17	R: 0 E: 0 K: 0 S: 7	H: 0 LOB: 0 BB: 0 P: 10	R: 1 E: 0 K: 2 S: 13	H: 1 LOB: 0 BB: 0 P: 18	R: 3 E: 0 K: 1 S: 24	H: 4 LOB: 2 BB: 0 P: 40	R: 2 E: 1 K: 0 S: 18	H: 2 LOB: 1 BB: 0 P: 29	R: 0 E: 0 K: 0 S: 7	H: 0 LOB: 2 BB: 2 P: 16	1B: 5 2B: 3 3B: 0 HR: 1	SF: 0 SAC: 1 DP: 0 HBP: 1	WP: 0 PB: 1 SB: 0 CS: 0	PA: 41
<b>PITCHER</b>	IP WLS BF H R ER SO BB IBB HBP BLK WP HR S P ERA WHIP																					
<b>Ryan Franklin, R</b> (1, 1) ERA: 5.32	6.0 L 25 6 4 4 3 0 0 0 0 0 1 0 1 65 100 6.00 1.000																					
<b>George Sherrill, L</b> (7, 1) ERA: 6.75	1.2 10 3 2 0 1 0 0 0 1 1 0 0 0 28 45 0.00 1.800																					
<b>40 Julio Mateo, R</b> (8, 1) ERA: 5.19	0.1 1 0 0 0 0 0 0 0 0 0 0 0 0 4 7 0.00 0.000																					
<b>Mike Myers, L</b> (9, 1) ERA: 4.37	0.2 4 0 0 0 0 1 1 0 0 0 0 0 0 6 15 0.00 1.500																					
<b>Shigetoshi Hasegawa, R</b> (9, 1) ERA: 5.54	0.1 1 0 0 0 0 0 0 0 0 0 0 0 0 1 1 0.00 0.000																					

**Cleveland Indians @ Seattle Mariners**  
Safeco Field, Seattle, WA  
Sat Jul 17 2004, 7:05 PM PDT  
Att. 36,154 - Unknown - 83 F

livebaseballscorecards.com

<b>AB</b>	<b>37</b>
<b>R</b>	<b>6</b>
<b>H</b>	<b>9</b>
<b>RBI</b>	<b>6</b>
<b>BB</b>	<b>2</b>
<b>SO</b>	<b>4</b>
<b>LOB</b>	<b>17</b>



Batter	1	2	3	4	5	6	7	8	9	AB	R	H	RBI	BB	SO	LOB
<b>51 Ichiro Suzuki, L</b> OBP: 0.366, SLG: 0.394 (1, 9)	1-3 <b>K</b>	2-2 <b>G6-3</b>			0-1 <b>F7</b>	1-3 <b>K</b>		1-1 <b>1B</b>		5	0	1	1	0	2	1
<b>Randy Winn, S</b> OBP: 0.348, SLG: 0.440 (1, 8)	0-1 <b>1B</b>			2-0 <b>L5</b>	1-0 <b>1B</b>		0-0 <b>G4-3</b>	1-1 <b>1B</b>		5	1	3	0	0	0	0
<b>Bret Boone, R</b> OBP: 0.295, SLG: 0.375 (1, 4)	2-2 <b>P3</b>			0-1 <b>1B</b>	3-2 <b>1B</b>		1-0 <b>F9</b>	1-0 <b>G5-4-3</b>		5	0	2	0	0	0	3
<b>Raul Ibanez, L</b> OBP: 0.312, SLG: 0.469 <b>16 Willie Bloomquist, R</b> OBP: 0.276, SLG: 0.301 <b>Dave Hansen, L</b> OBP: 0.425, SLG: 0.406 (1, 7) (7, PR) (8, 7) (9, PH)	2-3 <b>K</b>			2-3 <b>K</b>	2-3 <b>K</b>		2-2 <b>WP</b>		0-2 <b>K</b>	4	0	1	0	0	3	4
<b>Edgar Martinez, R</b> OBP: 0.335, SLG: 0.363 (1, 10)		4-2 <b>HR</b>		0-2 <b>G4-3</b>	4-1 <b>BB</b>		0-2 <b>1B</b>		3-3 <b>K</b>	3	1	1	0	2	1	1
<b>Bucky Jacobsen, R</b> OBP: 0.667, SLG: 1.000 <b>Scott Spiezio, S</b> OBP: 0.292, SLG: 0.382 (1, 3) (9, PR)		0-1 <b>HR</b>		1-3 <b>K</b>	4-0 <b>BB</b>		1-3 <b>K</b>		2-0 <b>BB</b>	4	1	2	3	1	2	2
<b>Jolbert Cabrera, R</b> OBP: 0.330, SLG: 0.434 (1, 6)		0-1 <b>G6-3</b>		4-0 <b>L4</b>	0-2 <b>L4</b>		0-0 <b>S</b>		2-0 <b>BB</b>	3	1	2	0	1	0	3
<b>Justin Leone, R</b> OBP: 0.400, SLG: 0.682 (1, 5)		2-2 <b>G6-3</b>		2-1 <b>F8</b>	4-1 <b>G1-6-3</b>		3-3 <b>K</b>		4-2 <b>BB</b>	3	0	0	0	2	1	3
<b>Miguel Olivo, R</b> OBP: 0.307, SLG: 0.483 (1, 2)		0-3 <b>K</b>		2-1 <b>G6-3</b>	0-1 <b>G1-6-3</b>		0-1 <b>51</b>		0-2 <b>P4</b>	5	1	1	1	0	1	6

Inning Stats	R: 0	H: 1	E: 0	K: 2	S: 11	LOB: 1	BB: 0	P: 16	R: 2	H: 2	E: 0	K: 1	S: 15	LOB: 1	BB: 1	P: 23	R: 0	H: 1	E: 0	K: 1	S: 10	LOB: 1	BB: 0	P: 14	R: 0	H: 2	E: 0	K: 1	S: 15	LOB: 3	BB: 2	P: 29	R: 1	H: 0	E: 0	K: 1	S: 8	LOB: 0	BB: 1	P: 13	R: 0	H: 2	E: 0	K: 1	S: 14	LOB: 2	BB: 0	P: 18	R: 2	H: 4	E: 0	K: 1	S: 11	LOB: 1	BB: 0	P: 17	R: 0	H: 1	E: 0	K: 2	S: 15	LOB: 3	BB: 1	P: 26	1B: 11	SF: 0	2B: 0	SAC: 0	3B: 1	DP: 2	HR: 1	HBP: 1	WP: 1	PA: 45
--------------	------	------	------	------	-------	--------	-------	-------	------	------	------	------	-------	--------	-------	-------	------	------	------	------	-------	--------	-------	-------	------	------	------	------	-------	--------	-------	-------	------	------	------	------	------	--------	-------	-------	------	------	------	------	-------	--------	-------	-------	------	------	------	------	-------	--------	-------	-------	------	------	------	------	-------	--------	-------	-------	--------	-------	-------	--------	-------	-------	-------	--------	-------	--------

PITCHER	IP	WLS	BF	H	R	ER	SO	BB	IBB	HBP	BLK	WP	HR	S	P	ERA	WHIP
<b>CC Sabathia, L</b> ERA: 3.4 (1, 1)	6.0	W	28	6	3	3	7	5	0	0	0	0	1	66	111	4.50	1.833
<b>63 Rafael Betancourt, R</b> ERA: 4.26 (7, 1)	1.0	H	5	2	0	0	1	0	0	0	0	1	0	14	18	0.00	2.000
<b>Bob Wickman, R</b> ERA: 4.5 (8, 1)	1.0	H	6	4	2	2	1	0	0	0	0	0	0	11	17	18.00	4.000
<b>David Riske, R</b> ERA: 4.57 (9, 1)	1.0	S	6	1	0	0	2	1	0	1	0	0	0	15	26	0.00	2.000

**BOTTOM**

**Cleveland Indians @ Seattle Mariners**  
Safeco Field, Seattle, WA  
Sat Jul 17 2004, 7:05 PM PDT  
Att: 36,154 - Unknown - 83 F

<b>AB</b>	<b>38</b>
<b>R</b>	<b>5</b>
<b>H</b>	<b>13</b>
<b>RBI</b>	<b>5</b>
<b>BB</b>	<b>6</b>
<b>SO</b>	<b>11</b>
<b>LOB</b>	<b>23</b>



Batter	1	2	3	4	5	6	7	8	9	AB R H RBI BB SO LOB	TOP																
Ronnie Belliard, R (1, 4) OBP: 0.371, SLG: 0.417	0-0 G6-3		1-3 K		1-3 K	1-1 G1-3		0-0 G1-3		5 0 0 0 0 2 4																	
Omar Vizquel, S (1, 6) OBP: 0.362, SLG: 0.389	3-2 S 2B		3-2 F7		2-1 1B	1-3 K		1-0 F7		5 0 2 0 0 1 3																	
Matt Lawton, L (1, 7) OBP: 0.376, SLG: 0.475	0-0 G1-3			2-2 F9	2-2 1B		2-2 F7		3-2 L6	5 0 1 0 0 0 1																	
Casey Blake, R (1, 5) OBP: 0.362, SLG: 0.467	2-1 G5-3			4-0 48 1B 2B BB	0-0 F9		1-0 E5 48 G4-3 1B		0-0 F8	4 2 1 0 1 0 4																	
48 Travis Hafner, L (1, 10) OBP: 0.417, SLG: 0.550		4-2 G5-3 BB		2-1 1B	3-3 K		1-0 G4-3		0-3 K	4 1 1 0 1 2 4																	
Lou Merloni, R (1, 3) OBP: 0.373, SLG: 0.458		0-2 G5-3		0-0 2B		2-1 HR	1-0 1B			4 1 3 4 0 0 1																	
Jody Gerut, L (1, 9) OBP: 0.344, SLG: 0.424		1-0 P3		2-2 P2		2-2 G1-3 1B HBP	0-2 L4			3 0 0 0 0 0 3																	
Tim Laker, R (1, 2) Coco Crisp, S (8, PH) OBP: 0.286, SLG: 0.320 OBP: 0.310, SLG: 0.405		0-0 G4-3		3-3 K		0-0 G1-3 1B		1-1 G4-3		3 0 1 0 0 1 2 1 0 0 0 0 0 0																	
Mark Little, R (1, 8) 41 Victor Martinez, S (8, PH) OBP: 0.222, SLG: 0.133 OBP: 0.372, SLG: 0.550			2-1 F7 HBP		2-2 1B 1B 1B	1-3 K		1-1 HR		2 0 1 0 0 1 2 1 1 1 1 0 0 0																	
<b>Inning Stats</b>	R: 0 E: 0 K: 0 S: 8	H: 1 LOB: 1 BB: 0 P: 13	R: 0 E: 0 K: 0 S: 7	H: 0 LOB: 1 BB: 1 P: 12	R: 0 E: 0 K: 1 S: 9	H: 0 LOB: 1 BB: 0 P: 15	R: 2 E: 0 K: 1 S: 14	H: 2 LOB: 1 BB: 1 P: 27	R: 0 E: 0 K: 2 S: 15	H: 3 LOB: 3 BB: 0 P: 25	R: 1 E: 0 K: 2 S: 15	H: 2 LOB: 2 BB: 0 P: 22	R: 1 E: 1 K: 0 S: 10	H: 2 LOB: 1 BB: 0 P: 15	R: 1 E: 0 K: 0 S: 6	H: 1 LOB: 0 BB: 0 P: 9	R: 0 E: 0 K: 1 S: 8	H: 0 LOB: 0 BB: 0 P: 11	1B: 7 2B: 2 3B: 0 HR: 2	SF: 0 SAC: 0 DP: 0 HBP: 2	WP: 0 PB: 0 SB: 1 CS: 0	PA: 41					
<b>PITCHER</b>	IP WLS BF H R ER SO BB IBB HBP BLK WP HR S P ERA WHIP																										
Jamie Moyer, L (1, 1) ERA: 4.31	5.0		26	8	3	3	4	2	0	2	0	0	1	58	101	5.40	2.000										
20 J.J. Putz, R (6, 1) ERA: 4.28	1.2	H	7	2	1	0	2	0	0	0	0	0	0	17	25	0.00	1.200										
Mike Myers, L (7, 1) ERA: 4.3	0.1	H	1	0	0	0	0	0	0	0	0	0	0	3	3	0.00	0.000										
Shigetoshi Hasegawa, R (8, 1) ERA: 5.63	1.0	W	4	1	1	1	0	0	0	0	0	1	6	9	9.00	1.000											
Eddie Guardado, L (9, 1) ERA: 1.96	1.0	S	3	0	0	0	1	0	0	0	0	0	8	11	0.00	0.000											

Cleveland Indians @ Seattle Mariners  
 Safeco Field, Seattle, WA  
 Sun Jul 18 2004, 1:05 PM PDT  
 Att. 37,363 - Overcast - 80 F

livebaseballscorecards.com

AB	37
R	5
H	11
RBI	5
BB	2
SO	7
LOB	24



Batter	1	2	3	4	5	6	7	8	9
<b>51 Ichiro Suzuki, L</b> OBP: 0.368, SLG: 0.395 (1, 9)	1-3 <b>K</b>	2-1 <b>1B</b>		0-1 <b>1B</b>		1-0 <b>G4-3</b>		4-0 <b>2B</b> IBB	
<b>Randy Winn, S</b> OBP: 0.346, SLG: 0.439 (1, 8) (8, 7)	1-0 <b>G4-3</b>	1-2 <b>P5</b>		0-1 <b>G4-3</b>		2-3 <b>K</b>		2-2 <b>2B</b>	
<b>Bret Boone, R</b> OBP: 0.293, SLG: 0.376 (1, 4)	1-2 <b>2B</b>		2-3 <b>K</b>		1-3 <b>K</b>		1-2 <b>G6-3</b>	1-0 <b>G6-3</b>	
<b>Raul Ibanez, L</b> OBP: 0.315, SLG: 0.475 <b>Hiram Bocachica, R</b> OBP: 0.328, SLG: 0.357 (1, 7) (8, 8)	3-1 <b>1B</b> <b>2B</b>		1-0 <b>F8</b>		0-2 <b>1B</b>		1-2 <b>L6</b>		
<b>Bucky Jacobsen, R</b> OBP: 0.769, SLG: 1.375 (1, 10)	1-0 <b>1B</b>		3-1 <b>HR</b>		4-0 <b>BB</b>		3-1 <b>HBP</b>		
<b>Scott Spiezio, S</b> OBP: 0.288, SLG: 0.376 (1, 3)	0-0 <b>G3</b>		2-2 <b>F8</b>		0-1 <b>FC3-6</b>		0-0 <b>G4-3</b>		
<b>Justin Leone, R</b> OBP: 0.345, SLG: 0.577 (1, 5)		1-0 <b>E5</b> <b>1B</b> <b>G5-3</b>		2-3 <b>K</b>		1-2 <b>E4</b>		0-3 <b>K</b>	
<b>Dan Wilson, R</b> OBP: 0.307, SLG: 0.336 <b>Miguel Olivo, R</b> OBP: 0.307, SLG: 0.483 (8, PR) (9, 2)		0-2 <b>G5-3</b>		1-2 <b>L5</b>		0-1 <b>G4-3</b>		2-1 <b>2B</b> <b>1B</b>	
<b>16 Willie Bloomquist, R</b> OBP: 0.278, SLG: 0.314 <b>Dave Hansen, L</b> OBP: 0.420, SLG: 0.400 <b>Jolbert Cabrera, R</b> OBP: 0.330, SLG: 0.434 (1, 6) (8, PH) (9, 6)		3-3 <b>K</b>		1-2 <b>2B</b>		1-1 <b>F9</b>		2-0 <b>G1-3</b>	

Inning Stats	R: 2 E: 0 K: 1 S: 18	H: 3 LOB: 1 BB: 0 P: 25	R: 0 E: 1 K: 1 S: 18	H: 1 LOB: 2 BB: 0 P: 25	R: 1 E: 0 K: 1 S: 10	H: 1 LOB: 0 BB: 0 P: 18	R: 1 E: 0 K: 1 S: 17	H: 2 LOB: 1 BB: 0 P: 21	R: 1 E: 2 K: 1 S: 15	H: 1 LOB: 2 BB: 1 P: 21	R: 0 E: 0 K: 1 S: 9	H: 0 LOB: 0 BB: 0 P: 13	R: 0 E: 0 K: 0 S: 8	H: 0 LOB: 1 BB: 0 P: 13	R: 2 E: 0 K: 1 S: 11	H: 2 LOB: 2 BB: 1 P: 22
--------------	-------------------------------	----------------------------------	-------------------------------	----------------------------------	-------------------------------	----------------------------------	-------------------------------	----------------------------------	-------------------------------	----------------------------------	------------------------------	----------------------------------	------------------------------	----------------------------------	-------------------------------	----------------------------------

PITCHER	IP	WLS	BF	H	R	ER	SO	BB	IBB	HBP	BLK	WP	HR	S	P	ERA	WHIP
<b>Scott Elarton, R</b> ERA: 8.29 (1, 1)	4.2		25	8	5	4	5	1	0	0	0	0	1	76	108	7.71	1.929
<b>Rick White, R</b> ERA: 3.74 (5, 1)	2.0		7	0	0	0	1	0	0	1	0	0	0	18	27	0.00	0.000
<b>59 Matt Miller, R</b> ERA: 4.03 (7, 1)	1.0	L	5	1	2	2	1	0	1	0	0	0	0	8	16	18.00	1.000
<b>Bob Howry, R</b> ERA: 0.9 (8, 1)	0.1		2	1	0	0	0	0	0	0	0	0	0	4	7	0.00	3.000

AB	R	H	RBI	BB	SO	LOB
4	1	2	1	1	1	0
5	0	1	2	0	1	3
5	1	1	0	0	2	2
4	2	2	1	0	0	0
0	0	0	0	0	0	0
2	1	2	2	1	0	0
4	0	0	0	0	0	4
4	0	0	0	0	2	1
4	0	1	0	0	0	3
0	1	0	0	0	0	0
3	1	1	0	0	1	1
1	0	0	0	0	0	1
0	0	0	0	0	0	0

AB	36
R	7
H	10
RBI	6
BB	2
SO	7
LOB	15

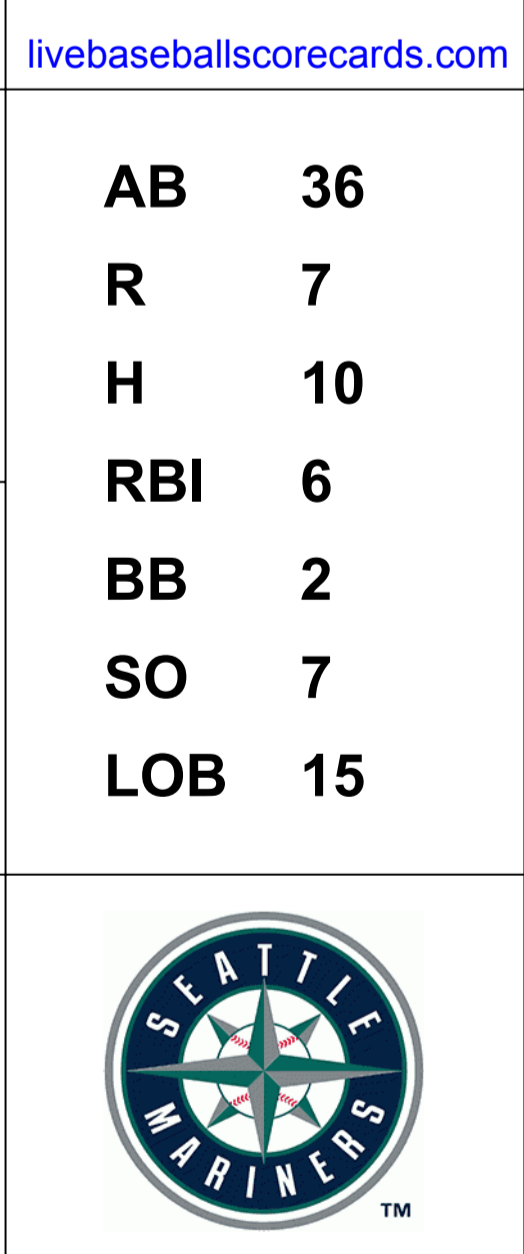
  

WP	PA
0	39

WP	PA	ERA	WHIP
0	39		

**Cleveland Indians @ Seattle Mariners**  
**Safeco Field, Seattle, WA**  
 Sun Jul 18 2004, 1:05 PM PDT  
 Att. 37,363 - Overcast - 80 F



WP	PA	ERA	WHIP
0	39		

Batter	1	2	3	4	5	6	7	8	9	10	AB R H RBI BB SO LOB	TOP																	
<b>Matt Lawton, L</b> OBP: 0.376, SLG: 0.473 (1, 7) X	0-0 48 HR 1B	2-2 G3		1-3 K 1-2		0-3 K			1-0 41 BB SH1-3 SF8 1B	2-2 E6 48 HR BB	6 3 2 0 0 2 3																		
<b>Omar Vizquel, S</b> OBP: 0.363, SLG: 0.387 (1, 6) C X	0-1 F9		1-1 F7		0-1 41 F9 48 1B 1B		1-3 K		0-0 SH1-3 1-2	4-2 48 HR BB	4 1 1 0 1 1 1																		
<b>48 Travis Hafner, L</b> OBP: 0.424, SLG: 0.573 (1, 10) C S B F T X	1-2 HR		4-2 41 FC4-6 BB		1-1 1-2 G6-4-3 1B		2-2 G3-1		4-2 SF8 41 BB BB	3-2 HR	4 2 3 5 2 0 0																		
<b>41 Victor Martinez, S</b> OBP: 0.375, SLG: 0.548 (1, 2) C B B F T X	3-2 BLK 1B		2-2 FC4-6 HR		3-0 F9 2-3		1-0 1B		4-1 BB 1-2 2-3	0-0 F9	5 1 2 0 1 0 3																		
<b>Casey Blake, R</b> OBP: 0.360, SLG: 0.474 (1, 5) B 1 SAFE C F T X	2-2 P3		0-1 HR		2-0 G6-4-3 1-2f		1-0 F7		1-2 SF8		4 1 1 3 0 0 4																		
<b>Ben Brussard, L</b> OBP: 0.350, SLG: 0.394 (1, 3) B 1 SAFE C F T X	4-0 BB		4-1 CS BB		0-0 P6		0-1 F8		4-1 BB		2 0 0 0 3 0 0																		
<b>Ronnie Belliard, R</b> OBP: 0.374, SLG: 0.423 (1, 4) C X	0-1 F7		1-2 CS	0-0 F7 FC4-2 2B		1-0 E 1B		0-0 1B	3-2 F9		5 0 3 0 0 0 5																		
<b>Jody Gerut, L</b> OBP: 0.339, SLG: 0.417 (1, 9) B C X		2-1 F9		1-1 F7 2-3		1-0 F8		1-1 F7		1-2 G4-3	5 0 0 0 0 0 3																		
<b>Coco Crisp, S</b> OBP: 0.307, SLG: 0.398 (1, 8) B X		1-0 P4		2-0 FC4-2 3-H		4-1 BB		2-1 G4-3		2-1 P5	4 0 0 0 1 0 2																		
<b>Inning Stats</b>	R: 2 E: 0 K: 0 S: 16	H: 3 LOB: 2 BB: 1 P: 26	R: 0 E: 0 K: 0 S: 8	H: 0 LOB: 0 BB: 0 P: 13	R: 2 E: 0 K: 0 S: 13	H: 1 LOB: 2 BB: 2 P: 25	R: 0 E: 0 K: 1 S: 7	H: 1 LOB: 1 BB: 0 P: 11	R: 0 E: 0 K: 0 S: 6	H: 2 LOB: 1 BB: 0 P: 12	R: 0 E: 1 K: 1 S: 8	H: 1 LOB: 2 BB: 1 P: 14	R: 0 E: 0 K: 1 S: 12	H: 1 LOB: 1 BB: 0 P: 17	R: 0 E: 0 K: 0 S: 7	H: 1 LOB: 1 BB: 0 P: 10	R: 1 E: 0 K: 0 S: 14	H: 1 LOB: 3 BB: 3 P: 31	R: 3 E: 1 K: 0 S: 14	H: 1 LOB: 0 BB: 1 P: 26	1B: 8 2B: 1 3B: 0 HR: 3	SF: 1 SAC: 1 DP: 1 HBP: 0	WP: 0 PB: 0 SB: 1 CS: 1	PA: 50					
<b>PITCHER</b>	IP WLS BF H R ER SO BB IBB HBP BLK WP HR S P ERA WHIP												<b>PITCHER</b>	IP WLS BF H R ER SO BB IBB HBP BLK WP HR S P ERA WHIP															
<b>Aaron Sele, R</b> ERA: 4.5 (1, 1)	4.1	22	7	4	4	1	3	0	0	0	0	0	0	2	49	84	8.31	2.308											
<b>Ramon Ortiz, R</b> ERA: 4.09 (5, 1)	3.2	14	3	0	0	2	1	0	0	0	0	0	0	28	44	0.00	1.091												
<b>Brendan Donnelly, R</b> ERA: 3.55 (9, 1)	1.0	7	1	1	1	0	3	0	0	0	0	0	0	14	31	9.00	4.000												
<b>Troy Percival, R</b> ERA: 4.01 (10, 1)	1.0	L 6	1	3	0	0	1	0	0	0	0	1	14	26	0.00	2.000													

**Cleveland Indians @ Anaheim Angels**  
 Angel Stadium of Anaheim, Anaheim, CA  
 Mon Jul 19 2004, 7:05 PM PDT  
 Att: 42,986 - Sunny - 86 F

AB	39
R	8
H	12
RBI	8
BB	8
SO	3
LOB	21





BOTTOM

Cleveland Indians @ Anaheim Angels  
Angel Stadium of Anaheim, Anaheim, CA

Mon Jul 19 2004, 7:05 PM PDT  
Att. 42,986 - Sunny - 86 F

livebaseballscorecards.com

AB 39  
R 5  
H 10  
RBI 4  
BB 2  
SO 5  
LOB 18



WP: 0 PA: 44  
PB: 0  
SB: 5  
CS: 0

AB R H RBI BB SO LOB

4 1 1 0 0 0 2

4 1 1 1 1 0 1

5 0 1 0 0 3 2

4 1 2 1 0 0 1

4 0 1 1 1 1 3

5 1 2 0 0 0 2

5 0 1 0 0 0 4

3 0 1 1 0 1 0

0 0 0 0 0 0 0

0 1 0 0 0 0 0

1 0 0 0 0 0 0

4 0 0 0 0 0 3

1B: 8 SF: 0  
2B: 2 SAC: 0  
3B: 0 DP: 1  
HR: 0 HBP: 3

Batter	1	2	3	4	5	6	7	8	9	10
David Eckstein, R (1, 6) OBP: 0.356, SLG: 0.357	F8		HBP		G5-3		FC5		2B 27 1B	
9 Chone Figgins, S (1, 5) OBP: 0.369, SLG: 0.457	F8		F8			F9		16 1B 27 G6-4-3 BB	16 FC1 2B	
16 Garret Anderson, L (1, 8) OBP: 0.353, SLG: 0.455	K			K		K		27 G6-4-3 1B	FC1 27 1B	
27 Vladimir Guerrero, R (1, 9) OBP: 0.387, SLG: 0.582		S HBP		S G4-3 2B		F7		G6-4-3	1B	1B
Darin Erstad, L (1, 3) OBP: 0.356, SLG: 0.415		K		G4-3			FC3-6 BB	1B	1B	F7
Jeff DaVanon, S (1, 7) OBP: 0.381, SLG: 0.408		P6		S 1B			FC3-6 1B S	1B		G6-3
Tim Salmon, R (1, 10) OBP: 0.279, SLG: 0.310		P5		F8			FC5 1B	G4-3		F8
Bengie Molina, R (1, 2) OBP: 0.318, SLG: 0.442			G6-3			K			1B 9 2B S HBP	F9
Josh Paul, R (7, PR) OBP: 0.259, SLG: 0.174										
39 Robb Quinlan, R (9, PH) OBP: 0.342, SLG: 0.338										
José Molina, R (10, 2) OBP: 0.266, SLG: 0.363										
Adam Kennedy, L (1, 4) OBP: 0.329, SLG: 0.390			G4-3			F8				P6

Inning Stats	R: 0	H: 0	E: 0	K: 1	S: 9	R: 0	H: 0	E: 0	K: 1	S: 11	R: 0	H: 0	E: 0	K: 0	S: 5	R: 1	H: 2	E: 0	K: 1	S: 12	R: 0	H: 0	E: 0	K: 1	S: 6	R: 0	H: 0	E: 0	K: 1	S: 10	R: 1	H: 2	E: 0	K: 0	S: 10	R: 1	H: 3	E: 0	K: 0	S: 10	R: 2	H: 3	E: 0	K: 0	S: 16	R: 0	H: 0	E: 0	K: 0	S: 6	1B: 8	SF: 0	2B: 2	SAC: 0	3B: 0	DP: 1	HR: 0	WP: 0	PA: 44
--------------	------	------	------	------	------	------	------	------	------	-------	------	------	------	------	------	------	------	------	------	-------	------	------	------	------	------	------	------	------	------	-------	------	------	------	------	-------	------	------	------	------	-------	------	------	------	------	-------	------	------	------	------	------	-------	-------	-------	--------	-------	-------	-------	-------	--------

PITCHER	IP	WLS	BF	H	R	ER	SO	BB	IBB	HBP	BLK	WP	HR	S	P	ERA	WHIP
Kazuhito Tadano, R (1, 1) ERA: 5.14	6.1		26	4	2	2	5	1	0	2	0	0	0	61	101	2.84	0.789
63 Rafael Betancourt, R (7, 1) ERA: 4.19	0.2	H	2	0	0	0	0	0	0	0	0	0	0	2	3	0.00	0.000
Bob Wickman, R (8, 1) ERA: 5.4	1.0	H	6	3	1	1	0	1	0	0	0	0	0	10	19	9.00	4.000
David Riske, R (9, 1) ERA: 4.86	1.0	W	7	3	2	2	0	0	0	1	0	0	0	16	25	18.00	3.000
59 Matt Miller, R (10, 1) ERA: 3.86	1.0	S	3	0	0	0	0	0	0	0	0	0	0	6	9	0.00	0.000

Batter	1	2	3	4	5	6	7	8	9	AB R H RBI BB SO LOB	TOP
<b>Ronnie Belliard, R</b> (1, 4) <small>OBP: 0.374, SLG: 0.421</small> <b>Ben Broussard, L</b> (8, PR) <small>OBP: 0.353, SLG: 0.397</small> (8, 3)	2-2  1B	0-2 <b>G1-3</b>		0-1 <b>E5</b> 1B		1-0 <b>F9</b>		4-2 <b>41 HR</b> 1B HBP	0-0  1B	4 1 1 0 0 0 0 1 1 1 0 0 0 0	
<b>Coco Crisp, S</b> (1, 8) <small>OBP: 0.316, SLG: 0.421</small>	2-0  41 E 1B 1-3 1B		2-1 <b>G4-3</b> <b>48 HR</b> 2B	0-0 <b>F7</b>		2-1  HR		1-2 <b>41 HR</b> 1B	3-3  K	6 4 4 1 0 1 3	
<b>Matt Lawton, L</b> (1, 7) <small>OBP: 0.377, SLG: 0.473</small> <b>Jody Gerut, L</b> (7, 9) <small>OBP: 0.338, SLG: 0.416</small>	2-1 <b>FC3-6</b> <b>48 SF8</b> 1B 1-2 3-H		1-1 <b>G4-3</b>	2-1  1B		1-0 <b>G1-3</b>		0-0 <b>F7</b>		4 1 2 1 0 0 1 1 0 0 0 0 0 2	
<b>41 Victor Martinez, S</b> (1, 2) <small>OBP: 0.378, SLG: 0.558</small>	3-2 <b>FC3-6</b>  1B 1-2 2-H		1-0 <b>G6-3</b>	0-0 <b>L5</b>		0-1 <b>FC4-6</b> 1B		0-0  HR 1-H 2-H		5 1 3 4 0 0 3	
<b>Casey Blake, R</b> (1, 5) <small>OBP: 0.358, SLG: 0.468</small>	1-2 <b>FC3-6</b> 1-2f 2-3		4-2  <b>48 HR</b> BB		1-1 <b>G4-3</b>	1-2 <b>FC4-6</b> 1-2f		2-0 <b>F9</b>		4 1 0 0 1 0 4	
<b>48 Travis Hafner, L</b> (1, 10) <small>OBP: 0.429, SLG: 0.609</small>	1-2 <b>SF8</b> 3-H		2-2  HR 1-H 3-H		2-0  HR	2-1  <b>G4-6-3</b> 1B		0-0  HR		4 3 4 6 0 0 0	
<b>Lou Merloni, R</b> (1, 3) <small>OBP: 0.367, SLG: 0.456</small> (8, 4) (9, 7)	1-0 <b>F9</b>		0-2  1B 2B		1-3  K	1-0 <b>G4-6-3</b> 1-2f		1-0 <b>F8</b>		5 1 1 0 0 1 2	<b>AB 44</b> <b>R 14</b> <b>H 19</b> <b>RBI 14</b> <b>BB 1</b> <b>SO 2</b> <b>LOB 17</b>
<b>Mark Little, R</b> (1, 9) <small>OBP: 0.261, SLG: 0.200</small> (7, 7) <b>Omar Vizquel, S</b> (9, 6) <small>OBP: 0.363, SLG: 0.387</small>		1-1  <b>G6-3</b> 1B 2-H	0-1  1B		2-1 <b>F8</b>	1-1 <b>G4-3</b>		1-0  <b>E5</b> <b>FC6-4</b>		5 0 2 1 0 0 0 0 0 0 0 0 0 0	
<b>John McDonald, R</b> (1, 6) <small>OBP: 0.242, SLG: 0.276</small> (9, 4)	1-2 <b>G6-3</b> 1-2f			0-0 <b>F7</b>		0-0  HR		2-2 <b>G6-3</b>	1-1 <b>FC6-4</b> 1B 1-2f	5 1 1 1 0 0 2	
<b>Inning Stats</b>	R: 3 H: 4 E: 1 LOB: 1 K: 0 BB: 0 S: 17 P: 29	R: 0 H: 1 E: 0 LOB: 0 K: 0 BB: 0 S: 9 P: 11	R: 4 H: 4 E: 0 LOB: 1 K: 0 BB: 1 S: 18 P: 28	R: 0 H: 1 E: 1 LOB: 2 K: 0 BB: 0 S: 7 P: 9	R: 1 H: 1 E: 0 LOB: 0 K: 1 BB: 0 S: 10 P: 16	R: 2 H: 3 E: 0 LOB: 1 K: 0 BB: 0 S: 10 P: 15	R: 0 H: 1 E: 0 LOB: 0 K: 0 BB: 0 S: 5 P: 9	R: 3 H: 2 E: 0 LOB: 1 K: 0 BB: 0 S: 12 P: 21	R: 1 H: 2 E: 1 LOB: 2 K: 1 BB: 0 S: 9 P: 15	1B: 11 SF: 1 2B: 2 SAC: 0 3B: 0 DP: 2 HR: 6 HBP: 1	WP: 0 PA: 47 PB: 0 SB: 0 CS: 0
<b>PITCHER</b> <b>Jarrod Washburn, L</b> (1, 1) <small>ERA: 4.83</small> <b>62 Scot Shields, R</b> (6, 1) <small>ERA: 3.44</small> <b>Francisco Rodriguez, R</b> (9, 1) <small>ERA: 1.47</small>	IP WLS BF H R ER SO BB IBB HBP BLK WP HR S P ERA WHIP 5.1 L 29 13 10 9 1 1 0 0 0 0 4 65 100 15.19 2.625					<b>PITCHER</b> IP WLS BF H R ER SO BB IBB HBP BLK WP HR S P ERA WHIP					

Cleveland Indians @ Anaheim Angels  
 Angel Stadium of Anaheim, Anaheim, CA

Tue Jul 20 2004, 1:05 PM PDT  
 Att. 40,000 - Sunny - 88 F

livebaseballscorecards.com

Batter	1	2	3	4	5	6	7	8	9	AB	R	H	RBI	BB	SO	LOB
David Eckstein, R OBP: 0.358, SLG: 0.359 (1, 6)	0-2 9 1B 1B		2-1 G6-3			0-2 F9		3-2 1B 1B 1B 1B 1-2 2-3		4	1	2	0	0	0	0
9 Chone Figgins, S OBP: 0.370, SLG: 0.458 (1, 5) (7, 8)	0-0 27 G6-4-3 1B 1B			1-2 F8		1-2 L6		0-0 1B 1B 1B 1-3 2-H 3-H		4	0	2	2	0	0	0
16 Garret Anderson, L OBP: 0.349, SLG: 0.448 José Molina, R OBP: 0.264, SLG: 0.360 (1, 8) (7, 3)	1-1 P2			0-0 G5-3		0-2 G4-3		1-0 G6-4-3 1B 1-2f 3-H		3	0	0	0	0	0	2
27 Vladimir Guerrero, R OBP: 0.383, SLG: 0.576 (1, 10)	1-0 G6-4-3 1-2f			0-0 G5-3			0-0 F8	0-3 K		4	0	0	0	0	1	2
Darin Erstad, L OBP: 0.357, SLG: 0.415 Shane Halter, R OBP: 0.250, SLG: 0.358 (1, 3) (7, 5)		0-1 G1-3			0-1 E 39 1B 1B		2-3 K		3-3 K	2	1	1	0	0	0	0
Jeff DaVanon, S OBP: 0.383, SLG: 0.426 (1, 9)		2-3 K			2-1 E6 39 1B 1B G6-4-3 1-3		0-0 HR		2-2 G6-3	4	1	2	1	0	1	0
39 Robb Quinlan, R OBP: 0.349, SLG: 0.361 (1, 7)		0-2 G5-3			0-0 G6-4-3 1B 1-2 3-H		0-3 K		2-0 2B	4	0	2	1	0	1	0
Bengie Molina, R OBP: 0.315, SLG: 0.438 Josh Paul, R OBP: 0.310, SLG: 0.240 (1, 2) (7, 2)			0-2 F9		2-1 G6-4-3 1-2f 2-3			1-1 1B 9 1B 1B 1B	3-1 1B	2	0	0	0	0	0	2
Adam Kennedy, L OBP: 0.328, SLG: 0.388 (1, 4)			2-3 K		1-2 G3			0-0 9 1B 1B 1B	0-2 P6	4	1	1	0	0	1	3

Inning Stats	R: 0	H: 2	R: 0	H: 0	R: 0	H: 0	R: 1	H: 3	R: 0	H: 0	R: 1	H: 1	R: 3	H: 4	R: 0	H: 2	1B: 10	SF: 0	WP: 0	PA: 36
	E: 0	LOB: 1	E: 0	LOB: 0	E: 0	LOB: 0	E: 1	LOB: 1	E: 0	LOB: 0	E: 0	LOB: 0	E: 0	LOB: 0	E: 0	LOB: 2	2B: 1	SAC: 0	PB: 0	
	K: 0	BB: 0	K: 1	BB: 0	K: 0	BB: 0	K: 0	BB: 0	K: 0	BB: 0	K: 2	BB: 0	K: 1	BB: 0	K: 1	BB: 0	3B: 0	DP: 3	SB: 0	
	S: 9	P: 11	S: 12	P: 14	S: 9	P: 13	S: 10	P: 15	S: 11	P: 12	S: 8	P: 10	S: 11	P: 16	S: 14	P: 24	HR: 1	HBP: 0	CS: 0	

PITCHER	IP	WLS	BF	H	R	ER	SO	BB	IBB	HBP	BLK	WP	HR	S	P	ERA	WHIP
37 Jake Westbrook, R ERA: 3.33 (1, 1)	7.0	W	29	10	5	5	4	0	0	0	0	0	1	71	92	6.43	1.429
Rick White, R ERA: 3.59 (8, 1)	2.0		7	2	0	0	2	0	0	0	0	0	0	18	29	0.00	1.000

BOTTOM

Cleveland Indians @ Anaheim Angels  
Angel Stadium of Anaheim, Anaheim, CA

Tue Jul 20 2004, 1:05 PM PDT  
Att. 40,000 - Sunny - 88 F

livebaseballscores.com

AB	36
R	5
H	12
RBI	4
BB	0
SO	6
LOB	10



Batter	1	2	3	4	5	6	7	8	9	AB R H RBI BB SO LOB	TOP											
Aaron Rowand, R (1, 8) OBP: 0.347, SLG: 0.538	2-2 1B 2B	4-0 BB		3-3 K	1-1 P3		0-0 1B		0-2 G4-6-3 HBP 1B	5 1 3 1 1 1 1												
Jose Valentin, S (1, 6) OBP: 0.319, SLG: 0.546	1-0 B1	1-3 K		1-3 K	3-2 HR		1-3 K		1-0 G4-6-3 HBP 1B	5 1 1 2 0 3 4												
Magglio Ordonez, R (1, 9) OBP: 0.351, SLG: 0.485 Timo Perez, L (5, PR) OBP: 0.309, SLG: 0.350	4-1 1B BB			1-1 1B	1-2 HBP		0-0 1B		0-0 G4-6-3	2 2 2 0 1 0 0 2 0 1 1 0 0 2												
Carlos Lee, R (1, 7) OBP: 0.372, SLG: 0.516 Ross Gload, L (5, 7) OBP: 0.325, SLG: 0.372	0-0 1B 14 SF8 1B			3-1 HR	1-3 K		1-3 K		1-3 K2-3	4 3 3 4 0 1 1 2 0 0 0 0 2 3												
Carl Everett, S (1, 10) OBP: 0.340, SLG: 0.399	0-1 1B			0-0 P3	2-1 14 2B 24 1B HBP		2-1 G4-3		2-2 G4-3	4 1 1 1 0 0 0												
14 Paul Konerko, R (1, 3) OBP: 0.375, SLG: 0.561	0-2 SF8			1-1 5 FC6-5 24 1B	0-2 24 1B 5 SF7 2B		1-3 K		0-1 G4-6-3 1B	4 1 3 1 0 1 0												
24 Joe Crede, R (1, 5) OBP: 0.290, SLG: 0.411 Willie Harris, L (8, PH) OBP: 0.359, SLG: 0.319	2-3 K			1-0 5 FC6-5 1B	0-2 2B 1B		3-2 P4		1-2 G4-6-3	4 1 2 1 0 1 1 1 0 0 0 0 0 1												
5 Juan Uribe, R (1, 4) OBP: 0.327, SLG: 0.470				1-2 FC6-5	0-0 SF7		0-0 G3-1		2-0 2B 1B HBP	3 1 0 1 0 0 2												
Jamie Burke, R (1, 2) OBP: 0.347, SLG: 0.426				3-2 G6-3	0-1 HR 2B		3-2 1B 1B		1-0 HBP G4-6-3 2B	5 3 3 1 0 0 2												
<b>Inning Stats</b>	R: 3 E: 0 K: 1 S: 20	H: 3 LOB: 1 BB: 1 P: 29	R: 0 E: 0 K: 1 S: 7	H: 0 LOB: 1 BB: 1 P: 14	R: 2 E: 0 K: 0 S: 17	H: 4 LOB: 2 BB: 0 P: 27	R: 0 E: 0 K: 2 S: 8	H: 1 LOB: 1 BB: 0 P: 13	R: 6 E: 0 K: 1 S: 25	H: 5 LOB: 1 BB: 0 P: 37	R: 0 E: 0 K: 1 S: 10	H: 0 LOB: 0 BB: 0 P: 16	R: 1 E: 0 K: 2 S: 12	H: 3 LOB: 2 BB: 0 P: 17	R: 0 E: 0 K: 0 S: 8	H: 1 LOB: 0 BB: 0 P: 11	R: 2 E: 0 K: 1 S: 9	H: 2 LOB: 1 BB: 0 P: 14	1B: 12 2B: 4 3B: 0 HR: 3	SF: 2 SAC: 0 DP: 2 HBP: 4	WP: 0 PB: 0 SB: 0 CS: 0	PA: 49
<b>PITCHER</b>	IP WLS BF H R ER SO BB IBB HBP BLK WP HR S P ERA WHIP																					
31 Cliff Lee, L (1, 1) ERA: 4.22	4.0 L 23 9 7 7 4 2 0 1 0 0 2 56 92 15.75 2.750																					
Jerome Robertson, L (5, 1) ERA: 12.21	0.2 7 4 4 4 0 0 0 0 1 0 0 1 18 23 54.00 6.000																					
Bob Howry, R (5, 1) ERA: 1.46	2.1 10 3 1 1 4 0 0 0 0 0 0 25 38 3.86 1.286																					
59 Matt Miller, R (8, 1) ERA: 4.26	2.0 9 3 2 2 1 0 0 0 2 0 0 0 17 25 9.00 1.500																					

Chicago White Sox @ Cleveland Indians

Jacobs Field, Cleveland, OH

Wed Jul 21 2004, 7:05 PM EDT

Att. 21,922 - Unknown - 85 F

livebaseballscorecards.com

AB	41
R	14
H	19
RBI	13
BB	2
SO	9
LOB	17





Chicago White Sox @ Cleveland Indians  
 Jacobs Field, Cleveland, OH

Thu Jul 22 2004, 7:05 PM EDT  
 Att. 23,168 - Cloudy - 83 F

AB	32
R	3
H	8
RBI	3
BB	3
SO	9
LOB	13



Batter	1	2	3	4	5	6	7	8	9	AB R H RBI BB SO LOB	TOP											
Aaron Rowand, R (1, 8) OBP: 0.345, SLG: 0.538	3-3 K		3-2 G5-3			0-0 1B 14 G4-3 2B	1-3 K			4 1 1 0 0 2 1												
Willie Harris, L (1, 4) OBP: 0.361, SLG: 0.319	0-0 P4			4-1 14 G4-3 1B BB		2-2 14 G4-3 1B		3-2 F8		3 2 1 0 1 0 0												
Carlos Lee, R (1, 7) OBP: 0.369, SLG: 0.510	1-3 K			3-2 G6-3		0-3 K		0-3 K		4 0 0 0 0 3 3												
14 Paul Konerko, R (1, 3) OBP: 0.371, SLG: 0.554		0-3 K		0-2 G4-3		0-0 G4-3		3-3 K		4 0 0 1 0 2 2												
Carl Everett, S (1, 10) OBP: 0.350, SLG: 0.404		2-2 L4		0-0 1B		1-2 1B		4-1 SH1-4 24 1B BB		3 0 2 2 1 0 0												
24 Joe Crede, R (1, 5) OBP: 0.293, SLG: 0.412		1-0 1B		3-H		3-H		1 SAFE 0-1 SH1-4 1B		4 0 2 0 0 0 1												
Timo Perez, L (1, 9) OBP: 0.309, SLG: 0.356		0-0 G4-3			2-1 2B		2-1 B3		0-0 SH1-4	3 0 1 0 0 0 1												
5 Juan Uribe, R (1, 6) OBP: 0.326, SLG: 0.465			1-2 P3		2-2 F9		1-3 K		4-0 G4-6-3 IBB	3 0 0 0 1 1 1												
Ben Davis, S (1, 2) OBP: 0.148, SLG: 0.100			0-3 K		2-1 G3		3-2 1B		0-0 G4-6-3	3 0 1 0 0 1 1												
Ross Gload, L (9, PH) OBP: 0.323, SLG: 0.368										1 0 0 0 0 0 3												
Jamie Burke, R (9, 2) OBP: 0.347, SLG: 0.426										0 0 0 0 0 0 0												
<b>Inning Stats</b>	R: 0 E: 0 K: 2 S: 8	H: 0 LOB: 0 BB: 0 P: 12	R: 0 E: 0 K: 1 S: 8	H: 1 LOB: 1 BB: 0 P: 11	R: 0 E: 0 K: 1 S: 9	H: 0 LOB: 0 BB: 0 P: 13	R: 1 E: 0 K: 0 S: 9	H: 1 LOB: 1 BB: 1 P: 16	R: 0 E: 0 K: 0 S: 14	H: 1 LOB: 1 BB: 0 P: 22	R: 2 E: 0 K: 1 S: 15	H: 3 LOB: 1 BB: 0 P: 18	R: 0 E: 0 K: 2 S: 11	H: 1 LOB: 1 BB: 0 P: 18	R: 0 E: 0 K: 2 S: 12	H: 0 LOB: 0 BB: 0 P: 18	R: 0 E: 0 K: 0 S: 6	H: 1 LOB: 2 BB: 2 P: 14	1B: 6 2B: 2 3B: 0 HR: 0	SF: 0 SAC: 1 DP: 1 HBP: 0	WP: 0 PB: 0 SB: 1 CS: 0	PA: 36
<b>PITCHER</b>	IP WLS BF H R ER SO BB IBB HBP BLK WP HR S P ERA WHIP																					
CC Sabathia, L (1, 1) ERA: 3.42	7.0 L 28 7 3 3 7 1 0 0 0 0 0 0 74 110 3.86 1.143																					
63 Rafael Betancourt, R (8, 1) ERA: 4.08	1.0 3 0 0 0 2 0 0 0 0 0 0 0 12 18 0.00 0.000																					
David Riske, R (9, 1) ERA: 4.75	1.0 5 1 0 0 0 1 1 0 0 0 0 6 14 0.00 2.000																					

livebaseballscorecards.com

Batter	1	2	3	4	5	6	7	8	9	AB	R	H	RBI	BB	SO	LOB
Matt Lawton, L (1, 7) C OBP: 0.373, SLG: 0.467 Coco Crisp, S (8, 7) X OBP: 0.313, SLG: 0.418	0-1 G4-3		2-3 K		2-1 E S 1B		1-3 K			4	0	1	0	0	2	1
Omar Vizquel, S (1, 6) B OBP: 0.364, SLG: 0.386 X	2-1 F7		1-1 1B		0-1 G6-3			4-1 41 1B BB		3	0	1	0	1	0	1
48 Travis Hafner, L (1, 10) F OBP: 0.423, SLG: 0.598 C X	0-3 K		2-1 G6-3			1-0 41 FC4-6 1B		2-2 F8		4	0	1	0	0	1	2
41 Victor Martinez, S (1, 2) B OBP: 0.377, SLG: 0.552 B		4-0 BB BB		1-3 K		3-1 FC4-6 1-2f		2-0 G6-3 1B		3	0	1	0	1	1	1
Casey Blake, R (1, 5) C OBP: 0.351, SLG: 0.459 S B		1-3 K		2-1 G5-3		2-3 K		2-2 G6-3 1-2f		4	0	0	0	0	2	4
Ben Broussard, L (1, 3) B OBP: 0.355, SLG: 0.396 B		4-0 1-2 BB		0-0 1B		2-0 F9			1-2 G4-3	3	0	1	0	1	0	1
Jody Gerut, L (1, 9) C OBP: 0.335, SLG: 0.414 X		0-1 L9		0-0 P6			1-0 2B		2-1 F7	4	0	1	0	0	0	3
Ronnie Belliard, R (1, 4) C OBP: 0.368, SLG: 0.413 S		1-3 K		1-3 K		3-2 F7			0-2 F7	4	0	0	0	0	2	3
24 Grady Sizemore, L (1, 8) B OBP: 0.355, SLG: 0.413 S			2-3 K		0-0 G4-3		2-2 F7			3	0	0	0	0	1	1

Inning Stats	R: 0	H: 0	E: 0	K: 1	S: 8	R: 0	H: 0	E: 0	K: 2	S: 8	R: 0	H: 1	E: 0	K: 2	S: 10	R: 0	H: 1	E: 0	K: 1	S: 7	R: 0	H: 1	E: 0	K: 1	S: 8	R: 0	H: 1	E: 0	K: 1	S: 9	R: 0	H: 1	E: 0	K: 0	S: 9	R: 0	H: 0	E: 0	K: 0	S: 8	R: 0	H: 0	E: 0	K: 0	S: 8	1B: 5	SF: 0	2B: 1	SAC: 0	3B: 0	DP: 1	HR: 0	HBP: 0	WP: 0	PA: 35
--------------	------	------	------	------	------	------	------	------	------	------	------	------	------	------	-------	------	------	------	------	------	------	------	------	------	------	------	------	------	------	------	------	------	------	------	------	------	------	------	------	------	------	------	------	------	------	-------	-------	-------	--------	-------	-------	-------	--------	-------	--------

PITCHER	IP	WLS	BF	H	R	ER	SO	BB	IBB	HBP	BLK	WP	HR	S	P	ERA	WHIP
Freddy Garcia, R (1, 1) ERA: 3.18	7.0	W	29	5	0	0	9	3	0	0	0	0	0	61	105	0.00	1.143
Cliff Politte, R (8, 1) ERA: 3.97	1.0	H	3	1	0	0	0	0	0	0	0	0	0	8	14	0.00	1.000
Shingo Takatsu, R (9, 1) ERA: 1.23	1.0	S	3	0	0	0	0	0	0	0	0	0	0	8	11	0.00	0.000

BOTTOM

Chicago White Sox @ Cleveland Indians  
 Jacobs Field, Cleveland, OH  
 Thu Jul 22 2004, 7:05 PM EDT  
 Att. 23,168 - Cloudy - 83 F

livebaseballscorecards.com

AB	32
R	0
H	6
RBI	0
BB	3
SO	9
LOB	17



Batter	1	2	3	4	5	6	7	8	9	10	11	AB R H RBI BB SO LOB	TOP																			
9 David DeJesus, L OBP: 0.297, SLG: 0.267 (1, 8)	L7 1-2	SAFE SAFE 1-2 BB		P5 0-2			G6-3 3-1		K 3-3			4 0 0 0 1 1 1	<b>Kansas City Royals @ Cleveland Indians</b> Jacobs Field, Cleveland, OH Fri Jul 23 2004, 7:05 PM EDT Att: 26,504 - Cloudy - 70 F																			
Tony Graffanino, R OBP: 0.344, SLG: 0.331 (1, 4)	29 1B 1B BB	P3 1-1			F9 1-0		1B 1-0		29 1B G4-6-3 1B			4 1 2 0 1 0 2																				
29 Mike Sweeney, R OBP: 0.345, SLG: 0.505 (1, 3)	1B 1-2		P5 0-1		HR 2-1		K 3-3		G4-6-3 1B 1-2			5 1 3 1 0 1 1																				
Matt Stairs, L OBP: 0.328, SLG: 0.444 (1, 9)	1B 1-2				F7 0-2		G4-3 3-2		G4-6-3 1B 1-0			5 0 1 1 0 1 2																				
Ken Harvey, R OBP: 0.356, SLG: 0.457 (1, 10)	K 1-3				G5-3 2-2		G5-3 0-1		K 1-3			5 0 1 0 0 2 3																				
4 Angel Berroa, R OBP: 0.302, SLG: 0.388 (1, 6)	F9 3-2			FC4-6 1-1		G4-3 0-1		2B 1-0				5 0 2 0 0 0 3																				
Desi Relaford, S OBP: 0.279, SLG: 0.280 (1, 5)		K 1-3			K 1-3		G6-3 2-2		F7 2-0		SH3-4 1-0	4 0 0 0 0 2 1																				
Ruben Mateo, R OBP: 0.321, SLG: 0.408 (1, 7)		9 BB 1B 3-2			1B 0-1		F8 0-2		K 0-3		SH3-4 1-2	5 0 2 0 0 2 1																				
14 John Buck, R OBP: 0.206, SLG: 0.219 Dee Brown, L OBP: 0.291, SLG: 0.316 Alberto Castillo, R OBP: 0.300, SLG: 0.357 (1, 2) (11, PH) (11, 2)		K 2-3			F7 1-0		K 2-3		F9 2-2		K 1-3	4 0 0 0 0 2 2 1 0 0 0 0 1 1 0 0 0 0 0 0 0																				
<b>Inning Stats</b>	R: 1 E: 0 K: 1 S: 18	H: 2 LOB: 2 BB: 1 P: 30	R: 0 E: 0 K: 2 S: 17	H: 1 LOB: 2 BB: 1 P: 27	R: 0 E: 0 K: 1 S: 9	H: 1 LOB: 1 BB: 0 P: 14	R: 0 E: 0 K: 1 S: 11	H: 1 LOB: 1 BB: 0 P: 13	R: 1 E: 0 K: 0 S: 9	H: 1 LOB: 0 BB: 0 P: 14	R: 0 E: 0 K: 0 S: 11	H: 0 LOB: 0 BB: 0 P: 13		R: 0 E: 0 K: 2 S: 9	H: 1 LOB: 1 BB: 0 P: 18	R: 0 E: 0 K: 0 S: 7	H: 1 LOB: 1 BB: 0 P: 13	R: 0 E: 0 K: 2 S: 9	H: 0 LOB: 0 BB: 0 P: 14	R: 0 E: 0 K: 1 S: 10	H: 2 LOB: 1 BB: 0 P: 15	R: 0 E: 0 K: 2 S: 10	H: 1 LOB: 1 BB: 0 P: 15	1B: 9 2B: 1 3B: 0 HR: 1	SF: 0 SAC: 1 DP: 1 HBP: 0	WP: 0 PB: 0 SB: 0 CS: 0	PA: 45					
<b>PITCHER</b>	IP WLS BF H R ER SO BB IBB HBP BLK WP HR S P ERA WHIP															IP WLS BF H R ER SO BB IBB HBP BLK WP HR S P ERA WHIP																
Scott Elarton, R ERA: 7.88 (1, 1)	6.0	26	6	2	2	5	2	0	0	0	0	0	0	1	75	111	3.00	1.333														
59 Matt Miller, R ERA: 4.1 (7, 1)	1.0	4	1	0	0	2	0	0	0	0	0	0	0	0	9	18	0.00	1.000														
63 Rafael Betancourt, R ERA: 3.98 (8, 1)	1.0	4	1	0	0	0	0	0	0	0	0	0	0	7	13	0.00	1.000															
Bob Wickman, R ERA: 4.5 (9, 1)	1.0	3	0	0	0	2	0	0	0	0	0	0	0	9	14	0.00	0.000															
David Riske, R ERA: 4.66 (10, 1)	1.0	4	2	0	0	1	0	0	0	0	0	0	0	10	15	0.00	2.000															
<b>PITCHER</b>	IP WLS BF H R ER SO BB IBB HBP BLK WP HR S P ERA WHIP															IP WLS BF H R ER SO BB IBB HBP BLK WP HR S P ERA WHIP																
Rick White, R ERA: 3.51 (11, 1)	1.0	4	1	0	0	2	0	0	0	0	0	0	0	9	15	0.00	1.000															

AB	42
R	2
H	11
RBI	2
BB	2
SO	12
LOB	17



livebaseballscorecards.com



Batter	1	2	3	4	5	6	7	8	9	10	11	AB R H RBI BB SO LOB	BOTTOM														
Matt Lawton, L OBP: 0.373, SLG: 0.466 Coco Crisp, S OBP: 0.315, SLG: 0.418	G1-3		1B			G6-3		SH 1B		K		3 0 1 0 0 0 0 2 0 1 0 0 1 0	<b>Kansas City Royals @ Cleveland Indians</b> Jacobs Field, Cleveland, OH Fri Jul 23 2004, 7:05 PM EDT Att: 26,504 - Cloudy - 70 F														
Omar Vizquel, S OBP: 0.363, SLG: 0.385	G4-3		1B			G4-3		SH 41 G6-4-3		G4-3		4 0 1 0 0 0 0															
48 Travis Hafner, L OBP: 0.423, SLG: 0.597 John McDonald, R OBP: 0.242, SLG: 0.276	G4-3		F7			41 2B		F7		41 E HBP		4 1 1 0 0 0 4 0 0 0 0 0 0 0															
41 Victor Martinez, S OBP: 0.375, SLG: 0.550		L9			G3			G6-4-3		E6		5 0 1 1 0 0 3															
Jody Gerut, L OBP: 0.333, SLG: 0.411		G3			K			G4-3		G4-3		5 0 1 0 0 1 3															
Casey Blake, R OBP: 0.350, SLG: 0.455		K			HBP			SH1-3 1B		G6-3		3 0 0 0 0 2 0															
Ben Broussard, L OBP: 0.367, SLG: 0.429			FC6-5 2B		CS			2B		IBB		4 1 4 1 1 0 0															
Lou Merloni, R OBP: 0.353, SLG: 0.435			FC6-5 24 2B					G1-3		FC4-6		4 1 0 0 0 0 5															
24 Grady Sizemore, L OBP: 0.125, SLG: 0.250			1B		G3			K		F9		4 0 1 1 0 1 3															
			2B																								
<b>Inning Stats</b>	R: 0 H: 0 E: 0 K: 0 S: 7	H: 0 LOB: 0 BB: 0 P: 15	R: 0 H: 0 E: 0 K: 1 S: 9	H: 0 LOB: 0 BB: 0 P: 11	R: 1 H: 4 E: 0 K: 0 S: 12	H: 2 LOB: 2 BB: 0 P: 19	R: 0 H: 0 E: 0 K: 1 S: 7	H: 0 LOB: 0 BB: 0 P: 12	R: 0 H: 1 E: 0 K: 0 S: 5	H: 1 LOB: 0 BB: 0 P: 8	R: 1 H: 2 E: 0 K: 0 S: 12	H: 1 LOB: 1 BB: 0 P: 15	R: 0 H: 1 E: 1 K: 0 S: 12	H: 1 LOB: 1 BB: 0 P: 20	R: 0 H: 1 E: 0 K: 0 S: 6	H: 1 LOB: 2 BB: 1 P: 13	R: 0 H: 0 E: 1 K: 1 S: 9	H: 0 LOB: 3 BB: 0 P: 17	R: 1 H: 1 E: 0 K: 0 S: 4	H: 1 LOB: 0 BB: 0 P: 9	1B: 5 SF: 0 2B: 5 SAC: 2 3B: 0 DP: 2 HR: 1 HBP: 2	WP: 0 PA: 44 PB: 0 SB: 0 CS: 1					
<b>PITCHER</b>	IP WLS BF H R ER SO BB IBB HBP BLK WP HR S P ERA WHIP																										
Mike Wood, R ERA: 4.45	(1, 1) 6.2 26 8 2 2 3 0 0 0 0 0 0 59 92 2.70 1.200																										
Jaime Cerda, L ERA: 2.54	(7, 1) 1.1 6 2 0 0 1 0 0 0 0 0 0 16 26 0.00 1.500																										
Scott Sullivan, R ERA: 3.75	(9, 1) 0.2 3 0 0 0 0 0 1 0 0 0 0 3 8 0.00 0.000																										
Dennys Reyes, L ERA: 4.58	(9, 1) 1.1 6 0 0 0 1 0 0 1 0 0 0 11 21 0.00 0.000																										
Nate Field, R ERA: 4.26	(11, 1) 0.1 L 2 1 1 1 0 0 0 0 0 0 0 1 4 9 27.00 3.000																										

livebaseballscorecards.com

AB	38
R	3
H	11
RBI	3
BB	1
SO	5
LOB	18



Batter	1	2	3	4	5	6	7	8	9	AB R H RBI BB SO LOB	TOP
9 David DeJesus, L (1, 8) OBP: 0.287, SLG: 0.257	3-3 K		0-2 G4-3			2-2 G3-1			1-2 E5 HR	4 1 0 0 0 1 0	<b>Kansas City Royals @ Cleveland Indians</b> Jacobs Field, Cleveland, OH Sat Jul 24 2004, 1:05 PM EDT Att. 18,873 - Cloudy - 69 F <a href="http://livebaseballscorecards.com">livebaseballscorecards.com</a>
Tony Graffanino, R (1, 4) OBP: 0.343, SLG: 0.341	1-1 G6-3			0-2 K		0-1 L5		0-1 1-H HR	4 1 1 2 0 1 0		
29 Mike Sweeney, R (1, 10) OBP: 0.350, SLG: 0.513	1-0 S 1B			1-2 2B			0-0 P5	0-0 WP 2B	4 0 3 0 0 0 0		
Matt Stairs, L (1, 9) OBP: 0.325, SLG: 0.441 Ruben Mateo, R (6, 9) OBP: 0.325, SLG: 0.411	2-2 G1-3			2-0 F8		2-2 G5-4-3 1B		0-1 P5	2 0 0 0 0 0 2 2 0 1 0 0 0 1		
Ken Harvey, R (1, 3) OBP: 0.352, SLG: 0.452		1-0 F9		1-2 L4		2-0 G5-4-3 1-2f		1-0 F9	4 0 0 0 0 0 3		
Dee Brown, L (1, 7) OBP: 0.290, SLG: 0.314		2-3 K			0-2 F9		1-1 1B	0-1 L8	4 0 1 0 0 1 1		
4 Angel Berroa, R (1, 6) OBP: 0.301, SLG: 0.385 José Bautista, R (6, 5) OBP: 0.269, SLG: 0.213		1-0 F9			1-1 P2		1-2 P4		2 0 0 0 0 0 0 1 0 0 0 0 0 1		
Desi Relaford, S (1, 5) OBP: 0.275, SLG: 0.276			0-1 F8		0-1 G1-3		1-2 F7		3 0 0 0 0 0 1		
Alberto Castillo, R (1, 2) OBP: 0.273, SLG: 0.323			1-1 F9			2-0 P3		1-1 F8	3 0 0 0 0 0 1		
<b>Inning Stats</b>	R: 0 H: 1 E: 0 LOB: 1 K: 1 BB: 0 S: 9 P: 16	R: 0 H: 0 E: 0 LOB: 0 K: 1 BB: 0 S: 5 P: 9	R: 0 H: 0 E: 0 LOB: 0 K: 0 BB: 0 S: 7 P: 8	R: 0 H: 1 E: 0 LOB: 1 K: 1 BB: 0 S: 11 P: 15	R: 0 H: 0 E: 0 LOB: 0 K: 0 BB: 0 S: 8 P: 9	R: 0 H: 0 E: 0 LOB: 0 K: 0 BB: 0 S: 6 P: 10	R: 0 H: 1 E: 0 LOB: 0 K: 0 BB: 0 S: 5 P: 9	R: 0 H: 1 E: 0 LOB: 1 K: 0 BB: 0 S: 10 P: 14	R: 2 H: 2 E: 1 LOB: 1 K: 0 BB: 0 S: 11 P: 13	1B: 3 SF: 0 2B: 2 SAC: 0 3B: 0 DP: 1 HR: 1 HBP: 0	WP: 1 PA: 33 PB: 0 SB: 1 CS: 0
<b>PITCHER</b> Chad Durbin, R (1, 1) ERA: 7.43	IP WLS BF H R ER SO BB IBB HBP BLK WP HR S P ERA WHIP										
	9.0 W 33 6 2 1 3 0 0 0 0 1 1 72 103 1.00 0.667										

AB	33
R	2
H	6
RBI	2
BB	0
SO	3
LOB	10



Batter	1	2	3	4	5	6	7	8	9
<b>Coco Crisp, S</b> (1, 7) OBP: 0.313, SLG: 0.418	1-2 P3	2-2 FC4-6 G1-3 2B	1-2 2B		1-0 FC6-4 1B		1-2 G6-3		
<b>Omar Vizquel, S</b> (1, 6) OBP: 0.363, SLG: 0.387	0-3 K	1-1 G1-3	0-0 1B 2B		1-2 1B			1-3 K	
<b>John McDonald, R</b> (5, PH) OBP: 0.250, SLG: 0.283									
<b>Ronnie Belliard, R</b> (1, 4) OBP: 0.368, SLG: 0.415	1-1 G5-3	1-1 41 1B 2B	2-2 1B		0-0 G4-3			1-0 G5-3	
<b>41 Victor Martinez, S</b> (1, 10) OBP: 0.378, SLG: 0.551			2-2 P6		0-0 F7			0-0 FC4-6 1B	
<b>Casey Blake, R</b> (1, 5) OBP: 0.351, SLG: 0.452				0-0 G6-3		0-3 K		0-0 FC4-6	
<b>Lou Merloni, R</b> (1, 3) OBP: 0.356, SLG: 0.437					1-3 K		0-3 K		
<b>Jody Gerut, L</b> (1, 9) OBP: 0.333, SLG: 0.409					1-0 G4-3			1-3 K	
<b>Tim Laker, R</b> (1, 2) OBP: 0.292, SLG: 0.325		1-1 FC4-6 24 BB 2B 1B	1-2 G5-3		1-1 G1-3		1-2 P6		
<b>24 Grady Sizemore, L</b> (1, 8) OBP: 0.250, SLG: 0.364		4-2 FC4-6 BB	2-1 L5		0-0 E6 FC6-4		1-2 2B		

Inning Stats	R: 0	H: 0	E: 0	K: 1	S: 9	R: 8	H: 8	E: 0	K: 0	S: 29	R: 2	H: 3	E: 0	K: 0	S: 16	R: 0	H: 0	E: 0	K: 1	S: 5	R: 0	H: 1	E: 1	K: 0	S: 9	R: 0	H: 0	E: 0	K: 2	S: 7	R: 0	H: 1	E: 0	K: 1	S: 12	R: 0	H: 1	E: 0	K: 1	S: 6
	LOB: 0	BB: 0	BB: 11		LOB: 2	BB: 2	LOB: 1	BB: 0	BB: 7		LOB: 2	BB: 0	LOB: 0	BB: 0		LOB: 1	BB: 1	LOB: 1	BB: 0		LOB: 0	BB: 0	LOB: 1	BB: 0		LOB: 0	BB: 0		LOB: 0	BB: 0	LOB: 1	BB: 0		LOB: 1	BB: 0		LOB: 0	BB: 8		

PITCHER	IP	WLS	BF	H	R	ER	SO	BB	IBB	HBP	BLK	WP	HR	S	P	ERA	WHIP
<b>Chris George, L</b> (1, 1) ERA: 7.63	3.0	L	22	11	10	10	1	2	0	0	0	0	0	54	84	30.00	4.333
<b>Shawn Camp, R</b> (4, 1) ERA: 3.25	5.0		19	3	0	0	5	0	0	0	0	0	0	39	50	0.00	0.600

AB R H RBI BB SO LOB

5	2	1	1	0	0	4
3	1	1	1	0	1	2
2	0	1	0	0	1	0
5	1	2	3	0	0	2
5	2	3	1	0	0	1
4	1	1	0	1	1	1
4	1	2	1	0	2	0
4	1	1	2	0	1	2
4	1	1	1	0	0	0
3	0	1	0	1	0	0

1B: 10	SF: 0	WP: 0	PA: 41
2B: 4	SAC: 0	PB: 0	
3B: 0	DP: 0	SB: 0	
HR: 0	HBP: 0	CS: 0	

**Kansas City Royals @ Cleveland Indians**  
 Jacobs Field, Cleveland, OH  
 Sat Jul 24 2004, 1:05 PM EDT  
 Att. 18,873 - Cloudy - 69 F

livebaseballscorecards.com

AB	39
R	10
H	14
RBI	10
BB	2
SO	6
LOB	12



Batter	1	2	3	4	5	6	7	8	9	AB	R	H	RBI	BB	SO	LOB	TOP										
9 David DeJesus, L (1, 8) OBP: 0.283, SLG: 0.254	2-2 P5	0-1 P3		1-0 SAFE SAFE G6-3		1-2 L5		3-1 2-H 1B		5	0	1	1	0	0	3											
Tony Graffanino, R (1, 4) OBP: 0.347, SLG: 0.351	3-2 29 G6-3 1B 2B		2-2 L9	4-1 BB		1-2 2-H 2B		0-3 K		4	1	2	1	1	1	1											
29 Mike Sweeney, R (1, 3) OBP: 0.348, SLG: 0.509	2-2 G6-3		1-1 BB E7 1B	0-0 P2		2-1 F9			2-3 K	5	0	1	0	0	1	4											
Matt Stairs, L (1, 9) OBP: 0.327, SLG: 0.442	4-1 1B BB		0-0 P3		1-1 G4-3 2B		1-0 G3-1		3-2 K	4	0	1	0	1	1	1											
Ken Harvey, R (1, 10) OBP: 0.353, SLG: 0.449	2-2 1-2 3-H 1B		4-2 BB BB		0-1 G4-3		3-2 G6-3		2-2 G6-3	4	0	1	1	1	0	1											
Joe Randa, R (1, 5) OBP: 0.346, SLG: 0.382	0-1 G3-1		4-1 1-2 2-3 BB		1-1 F9		1-0 L9			3	0	0	0	1	0	3											
4 Angel Berroa, R (1, 6) OBP: 0.297, SLG: 0.381		1-3 K	1-1 G3		1-1 G5-3			0-3 K		4	0	0	0	0	2	4											
Ruben Mateo, R (1, 7) OBP: 0.333, SLG: 0.421		3-3 K		2-1 G1-3		3-1 2B 2B		1-0 14 9 1B HBP		3	2	1	0	0	1	0											
14 John Buck, R (1, 2) OBP: 0.222, SLG: 0.224		4-0 BB		1-0 9 G6-3 1B		1-3 K		3-3 1-2 K		3	0	1	0	1	2	2											
Inning Stats	R: 1 E: 0 K: 0 S: 17	H: 2 LOB: 2 BB: 1 P: 30	R: 0 E: 0 K: 2 S: 8	H: 0 LOB: 1 BB: 1 P: 16	R: 0 E: 1 K: 0 S: 12	H: 1 LOB: 3 BB: 2 P: 24	R: 0 E: 0 K: 0 S: 6	H: 1 LOB: 2 BB: 1 P: 14	R: 0 E: 0 K: 0 S: 8	H: 1 LOB: 1 BB: 0 P: 11	R: 1 E: 0 K: 1 S: 14	H: 2 LOB: 1 BB: 0 P: 22	R: 0 E: 0 K: 0 S: 6	H: 0 LOB: 0 BB: 0 P: 11	R: 1 E: 0 K: 3 S: 11	H: 1 LOB: 1 BB: 0 P: 18	R: 0 E: 0 K: 2 S: 10	H: 0 LOB: 0 BB: 0 P: 17	1B: 4 2B: 4 3B: 0 HR: 0	SF: 0 SAC: 0 DP: 0 HBP: 1	WP: 0 PB: 0 SB: 0 CS: 0	PA: 41					
PITCHER	IP	WLS	BF	H	R	ER	SO	BB	IBB	HBP	BLK	WP	HR	S	P	ERA	WHIP										
Kazuhito Tadano, R (1, 1) ERA: 4.73	5.0		25	5	1	1	2	5	0	0	0	0	0	51	95	1.80	2.000										
Bob Howry, R (6, 1) ERA: 1.88	2.0		8	2	1	1	1	0	0	0	0	0	0	20	33	4.50	1.000										
59 Matt Miller, R (8, 1) ERA: 4.13	2.0	W	8	1	1	1	5	0	0	1	1	0	0	21	35	4.50	0.500										

**Kansas City Royals @ Cleveland Indians**  
 Jacobs Field, Cleveland, OH  
 Sat Jul 24 2004, 7:05 PM EDT  
 Att. 27,865 - Cloudy - 68 F

AB	35
R	3
H	8
RBI	3
BB	5
SO	8
LOB	19



BOTTOM

Kansas City Royals @ Cleveland Indians

Jacobs Field, Cleveland, OH

Sat Jul 24 2004, 7:05 PM EDT

Att: 27,865 - Cloudy - 68 F

livebaseballscorecards.com

AB	31
R	4
H	8
RBI	4
BB	3
SO	6
LOB	12



WP:	0	PA:	35
PB:	1		
SB:	0		
CS:	0		

AB R H RBI BB SO LOB

4 0 0 0 0 1 3

4 1 2 1 0 0 1

3 0 1 1 1 0 0

4 0 1 0 0 0 2

4 0 1 0 0 1 2

3 0 0 0 0 2 3

3 0 1 0 0 1 0

3 0 1 1 0 0 0

1B: 6 SF: 0

2B: 3 SAC: 1

3B: 0 DP: 2

HR: 0 HBP: 0

1B: 6 SF: 0

2B: 3 SAC: 1

3B: 0 DP: 2

HR: 0 HBP: 0

R: 0 H: 0 E: 0 K: 13 S: 13

R: 0 H: 0 E: 0 K: 2 S: 9

R: 0 H: 0 E: 0 K: 2 S: 9

R: 0 H: 0 E: 0 K: 2 S: 9

R: 0 H: 0 E: 0 K: 2 S: 9

R: 0 H: 0 E: 0 K: 2 S: 9

R: 0 H: 0 E: 0 K: 2 S: 9

R: 0 H: 0 E: 0 K: 2 S: 9

R: 0 H: 0 E: 0 K: 2 S: 9

R: 0 H: 0 E: 0 K: 2 S: 9

R: 0 H: 0 E: 0 K: 2 S: 9

R: 0 H: 0 E: 0 K: 2 S: 9

R: 0 H: 0 E: 0 K: 2 S: 9

R: 0 H: 0 E: 0 K: 2 S: 9

R: 0 H: 0 E: 0 K: 2 S: 9

R: 0 H: 0 E: 0 K: 2 S: 9

R: 0 H: 0 E: 0 K: 2 S: 9

R: 1 H: 2 E: 0 K: 14 S: 14

R: 1 H: 2 E: 0 K: 14 S: 14

R: 1 H: 2 E: 0 K: 14 S: 14

R: 1 H: 2 E: 0 K: 14 S: 14

R: 1 H: 2 E: 0 K: 14 S: 14

R: 1 H: 2 E: 0 K: 14 S: 14

R: 1 H: 2 E: 0 K: 14 S: 14

R: 1 H: 2 E: 0 K: 14 S: 14

R: 1 H: 2 E: 0 K: 14 S: 14

R: 1 H: 2 E: 0 K: 14 S: 14

R: 1 H: 2 E: 0 K: 14 S: 14

R: 1 H: 2 E: 0 K: 14 S: 14

R: 1 H: 2 E: 0 K: 14 S: 14

R: 1 H: 2 E: 0 K: 14 S: 14

R: 1 H: 2 E: 0 K: 14 S: 14

R: 1 H: 2 E: 0 K: 14 S: 14

R: 1 H: 2 E: 0 K: 14 S: 14

R: 0 H: 2 E: 0 K: 8 S: 8

R: 0 H: 2 E: 0 K: 8 S: 8

R: 0 H: 2 E: 0 K: 8 S: 8

R: 0 H: 2 E: 0 K: 8 S: 8

R: 0 H: 2 E: 0 K: 8 S: 8

R: 0 H: 2 E: 0 K: 8 S: 8

R: 0 H: 2 E: 0 K: 8 S: 8

R: 0 H: 2 E: 0 K: 8 S: 8

R: 0 H: 2 E: 0 K: 8 S: 8

R: 0 H: 2 E: 0 K: 8 S: 8

R: 0 H: 2 E: 0 K: 8 S: 8

R: 0 H: 2 E: 0 K: 8 S: 8

R: 0 H: 2 E: 0 K: 8 S: 8

R: 0 H: 2 E: 0 K: 8 S: 8

R: 0 H: 2 E: 0 K: 8 S: 8

R: 0 H: 2 E: 0 K: 8 S: 8

R: 0 H: 2 E: 0 K: 8 S: 8

R: 0 H: 0 E: 0 K: 10 S: 10

R: 0 H: 0 E: 0 K: 10 S: 10

R: 0 H: 0 E: 0 K: 10 S: 10

R: 0 H: 0 E: 0 K: 10 S: 10

R: 0 H: 0 E: 0 K: 10 S: 10

R: 0 H: 0 E: 0 K: 10 S: 10

R: 0 H: 0 E: 0 K: 10 S: 10

R: 0 H: 0 E: 0 K: 10 S: 10

R: 0 H: 0 E: 0 K: 10 S: 10

R: 0 H: 0 E: 0 K: 10 S: 10

R: 0 H: 0 E: 0 K: 10 S: 10

R: 0 H: 0 E: 0 K: 10 S: 10

R: 0 H: 0 E: 0 K: 10 S: 10

R: 0 H: 0 E: 0 K: 10 S: 10

R: 0 H: 0 E: 0 K: 10 S: 10

R: 0 H: 0 E: 0 K: 10 S: 10

R: 0 H: 0 E: 0 K: 10 S: 10

R: 0 H: 0 E: 0 K: 13 S: 13

R: 0 H: 0 E: 0 K: 13 S: 13

R: 0 H: 0 E: 0 K: 13 S: 13

R: 0 H: 0 E: 0 K: 13 S: 13

R: 0 H: 0 E: 0 K: 13 S: 13

R: 0 H: 0 E: 0 K: 13 S: 13

R: 0 H: 0 E: 0 K: 13 S: 13

R: 0 H: 0 E: 0 K: 13 S: 13

R: 0 H: 0 E: 0 K: 13 S: 13

R: 0 H: 0 E: 0 K: 13 S: 13

R: 0 H: 0 E: 0 K: 13 S: 13

R: 0 H: 0 E: 0 K: 13 S: 13

R: 0 H: 0 E: 0 K: 13 S: 13

R: 0 H: 0 E: 0 K: 13 S: 13

R: 0 H: 0 E: 0 K: 13 S: 13

R: 0 H: 0 E: 0 K: 13 S: 13

R: 0 H: 0 E: 0 K: 13 S: 13

PITCHER		IP	WLS	BF	H	R	ER	SO	BB	IBB	HBP	BLK	WP	HR	S	P	ERA	WHIP
Brian Anderson, L	(1, 1)	6.0		19	2	0	0	4	0	0	0	0	0	0	54	75	0.00	0.333
Dennys Reyes, L	(7, 1)	1.0	H	5	2	1	1	1	0	0	0	1	0	0	14	27	9.00	2.000
Ryan Bukvich, R	(8, 1)	1.0	H	6	2	2	2	1	2	0	0	0	0	0	8	16	18.00	4.000
Jaime Cerda, L	(9, 1)	0.2	H	2	0	0	0	0	0	0	0	0	0	0	4	5	0.00	0.000
Scott Sullivan, R	(9, 1)	0.0	L	1	0	0	0	0	1	0	0	0	0	0	2	6	∞	∞

PITCHER		IP	WLS	BF	H	R	ER	SO	BB	IBB	HBP	BLK	WP	HR	S	P	ERA	WHIP
Rudy Seanez, R	(9, 1)	0.0		2	2	1	1	0	0	0	0	0	0	0	7	13	∞	∞

Batter	1	2	3	4	5	6	7	8	9	AB R H RBI BB SO LOB	TOP
9 David DeJesus, L (1, 8) OBP: 0.282, SLG: 0.254	3-2 G6-3 1B		2-2 L8		0-0 FC3-6 1-2f			2-2 G6-3		4 0 1 0 0 0 2	
Tony Graffanino, R (1, 4) OBP: 0.346, SLG: 0.350	1-2 G6-3 1-2		0-0 G6-3		2-1 F7			0-0 FC6-4 1B		4 0 1 0 0 0 3	
29 Mike Sweeney, R (1, 10) OBP: 0.344, SLG: 0.503	0-1 F9			0-0 F9		2-0 G5-3		0-1 FC6-4 1-2f		4 0 0 0 0 0 1	
Matt Stairs, L (1, 9) OBP: 0.326, SLG: 0.439		2-2 P5		0-0 E6 1B		3-3 K		0-0 G5-4-3 1B		4 1 1 0 0 1 0	
Ken Harvey, R (1, 3) OBP: 0.351, SLG: 0.450		0-1 G1-3 2B		2-1 G5-3 1-2		1-1 G4-3		1-0 G5-4-3 1-2f		4 0 1 0 0 0 2	
Joe Randa, R (1, 5) OBP: 0.348, SLG: 0.384		2-0 G1-3		0-1 G3-3 1B			0-1 P4-3 1B		1-0 G4-3	4 0 2 1 0 0 1	
4 Angel Berroa, R (1, 6) OBP: 0.294, SLG: 0.377		2-3 K		0-0 G3			1-2 P4-3 1-1f			3 0 0 0 0 1 3	
Dee Brown, L (1, 7) OBP: 0.282, SLG: 0.305			2-3 K		0-1 G3-1		0-0 L6			3 0 0 0 0 1 0	
14 John Buck, R (1, 2) OBP: 0.240, SLG: 0.221			4-1 BB		4-2 FC3-6 BB			0-0 G4-3		1 0 0 0 2 0 0	
<b>Inning Stats</b>	R: 0 E: 0 K: 0 S: 8 H: 1 LOB: 0 BB: 0 P: 12	R: 0 E: 0 K: 1 S: 9 H: 1 LOB: 1 BB: 0 P: 15	R: 0 E: 0 K: 1 S: 9 H: 0 LOB: 1 BB: 1 P: 17	R: 1 E: 1 K: 0 S: 7 H: 1 LOB: 1 BB: 0 P: 9	R: 0 E: 0 K: 0 S: 8 H: 0 LOB: 1 BB: 1 P: 14	R: 0 E: 0 K: 1 S: 7 H: 0 LOB: 0 BB: 0 P: 13	R: 0 E: 0 K: 0 S: 6 H: 1 LOB: 0 BB: 0 P: 7	R: 0 E: 0 K: 0 S: 7 H: 1 LOB: 1 BB: 0 P: 9	R: 0 E: 0 K: 0 S: 3 H: 1 LOB: 0 BB: 0 P: 5	1B: 5 2B: 2 3B: 0 HR: 0 SF: 0 SAC: 0 DP: 2 HBP: 0	WP: 0 PB: 0 SB: 0 CS: 0 PA: 33
<b>PITCHER</b> 37 Jake Westbrook, R (1, 1) ERA: 3.1	IP: 9.0 WLS: W BF: 33 H: 6 R: 1 ER: 0 SO: 3 BB: 2 IBB: 0 HBP: 0 BLK: 0 WP: 0 HR: 0 S: 64 P: 101 ERA: 0.00 WHIP: 0.889										

**Kansas City Royals @ Cleveland Indians**  
 Jacobs Field, Cleveland, OH  
 Sun Jul 25 2004, 1:05 PM EDT  
 Att. 23,540 - Unknown - 70 F

AB	31
R	1
H	6
RBI	1
BB	2
SO	3
LOB	12



WP: 0	PA: 33
PB: 0	
SB: 0	
CS: 0	

Batter	1	2	3	4	5	6	7	8	9	AB R H RBI BB SO LOB
<b>Jody Gerut, L</b> OBP: 0.333, SLG: 0.410 (1, 9)	1-1 SH5-3 48 1B 2B	0-0 G3			3-2 G5-3 1B		2-0 G4-3			4 1 2 0 0 0 0
<b>Omar Vizquel, S</b> OBP: 0.364, SLG: 0.388 (1, 6)	0-0 SH5-3 2-3	0-1 F9			2-1 G5-3 1-2		2-2 48 CI 1B			3 0 1 0 0 0 1
<b>48 Travis Hafner, L</b> OBP: 0.421, SLG: 0.593 (1, 10)	0-0 2B 1B		2-2 G4-3		3-2 F8		1-2 CI 1-2			3 1 1 1 0 0 1
<b>Casey Blake, R</b> OBP: 0.350, SLG: 0.452 (1, 5)	2-0 1B 2B		2-2 G5-3		0-1 FC3-6 1B		0-1 F9			4 1 2 0 0 0 2
<b>Ben Broussard, L</b> OBP: 0.368, SLG: 0.422 (1, 3)	4-2 1B G3 BB		1-3 K		0-1 FC3-6 1-2f		0-1 P5			3 1 0 0 1 1 1
<b>Ronnie Belliard, R</b> OBP: 0.368, SLG: 0.416 (1, 4)	0-0 G3 1B		3-2 G5-3		1-1 L7		3-2 G6-3			4 0 1 2 0 0 1
<b>Coco Crisp, S</b> OBP: 0.304, SLG: 0.405 (1, 7)	0-2 G3 2-3 3-H		0-0 B1-3		2-2 G5-3		0-2 F8			4 0 0 1 0 0 2
<b>24 Grady Sizemore, L</b> OBP: 0.313, SLG: 0.600 (1, 8)	3-2 G4-3		0-1 F9				2-1 HR			3 1 1 1 0 0 1
<b>Tim Laker, R</b> OBP: 0.283, SLG: 0.313 (1, 2)		1-3 K			1-1 P6		1-3 K			3 0 0 0 0 2 0

Inning Stats	R: 4 E: 0 K: 0 S: 15	H: 4 LOB: 1 BB: 1 P: 25	R: 0 E: 0 K: 1 S: 6	H: 0 LOB: 0 BB: 0 P: 7	R: 0 E: 0 K: 1 S: 11	H: 0 LOB: 0 BB: 0 P: 16	R: 0 E: 0 K: 0 S: 6	H: 0 LOB: 0 BB: 0 P: 9	R: 0 E: 0 K: 0 S: 12	H: 1 LOB: 1 BB: 0 P: 21	R: 0 E: 0 K: 0 S: 10	H: 1 LOB: 1 BB: 0 P: 13	R: 1 E: 1 K: 1 S: 16	H: 2 LOB: 2 BB: 0 P: 24	R: 0 E: 0 K: 0 S: 8	H: 0 LOB: 0 BB: 0 P: 11
1B: 5 2B: 2 3B: 0 HR: 1	SF: 0 SAC: 1 DP: 0 HBP: 0	WP: 0 PB: 0 SB: 0 CS: 0	PA: 34													

PITCHER	IP	WLS	BF	H	R	ER	SO	BB	IBB	HBP	BLK	WP	HR	S	P	ERA	WHIP
<b>23 Zack Greinke, R</b> ERA: 4.77 (1, 1)	6.2	L	29	8	5	5	3	1	0	0	0	0	1	71	109	6.75	1.350
<b>Nate Field, R</b> ERA: 4.12 (7, 1)	1.1		5	0	0	0	0	0	0	0	0	0	0	13	17	0.00	0.000

**BOTTOM**

**Kansas City Royals @ Cleveland Indians**  
**Jacobs Field, Cleveland, OH**  
 Sun Jul 25 2004, 1:05 PM EDT  
 Att: 23,540 - Unknown - 70 F

[livebaseballscores.com](http://livebaseballscores.com)

<b>AB</b>	<b>31</b>
<b>R</b>	<b>5</b>
<b>H</b>	<b>8</b>
<b>RBI</b>	<b>5</b>
<b>BB</b>	<b>1</b>
<b>SO</b>	<b>3</b>
<b>LOB</b>	<b>9</b>



Batter	1	2	3	4	5	6	7	8	9	AB R H RBI BB SO LOB	TOP																
20 Omar Infante, R OBP: 0.337, SLG: 0.483 (1, 4)										6 1 2 1 0 2 5																	
9 Carlos Guillen, S OBP: 0.391, SLG: 0.579 (1, 6)										4 2 2 4 0 0 2																	
Jason Smith, L OBP: 0.339, SLG: 0.614 (7, PH)										1 0 0 0 0 1 0																	
Ivan Rodriguez, R OBP: 0.399, SLG: 0.540 (1, 2)										4 0 0 0 0 1 1																	
Mike DiFelice, R OBP: 0.286, SLG: 0.278 (7, 2)										1 0 0 0 0 0 0																	
Dmitri Young, S OBP: 0.381, SLG: 0.497 (1, 3)										3 2 2 0 1 0 0																	
30 Chris Shelton, R OBP: 0.356, SLG: 0.351 (7, 3)										1 0 0 0 0 0 0																	
Rondell White, R OBP: 0.341, SLG: 0.453 (1, 10)										4 2 1 2 0 0 2																	
Eric Munson, L OBP: 0.301, SLG: 0.461 (8, PH)										0 0 0 0 0 0 0																	
33 Marcus Thames, R OBP: 0.343, SLG: 0.682 (1, 7)										5 2 3 2 0 0 2																	
Bobby Higginson, L OBP: 0.356, SLG: 0.374 (1, 9)										4 1 1 1 1 1 1																	
15 Brandon Inge, R OBP: 0.354, SLG: 0.500 (1, 5)										5 2 4 2 0 0 1																	
Nook Logan, S OBP: 0.409, SLG: 0.400 (1, 8)										4 1 2 0 1 1 1																	
Inning Stats	R: 6 E: 0 K: 2 S: 31	H: 7 LOB: 2 BB: 1 P: 48	R: 0 E: 0 K: 0 S: 10	H: 0 LOB: 0 BB: 0 P: 14	R: 0 E: 0 K: 0 S: 9	H: 2 LOB: 1 BB: 0 P: 16	R: 0 E: 0 K: 0 S: 9	H: 0 LOB: 0 BB: 0 P: 13	R: 6 E: 0 K: 1 S: 17	H: 4 LOB: 0 BB: 2 P: 33	R: 1 E: 0 K: 0 S: 14	H: 2 LOB: 1 BB: 0 P: 20	R: 0 E: 0 K: 3 S: 11	H: 0 LOB: 0 BB: 0 P: 15	R: 0 E: 0 K: 0 S: 8	H: 0 LOB: 1 BB: 0 P: 14	R: 0 E: 0 K: 0 S: 10	H: 2 LOB: 1 BB: 0 P: 14	1B: 10 2B: 4 3B: 1 HR: 2	SF: 0 SAC: 0 DP: 2 HBP: 1	WP: 1 PB: 0 SB: 0 CS: 0	PA: 46					
PITCHER	IP	WLS	BF	H	R	ER	SO	BB	IBB	HBP	BLK	WP	HR	S	P	ERA	WHIP										
31 Cliff Lee, L ERA: 4.65 (1, 1)	0.2	L	9	6	6	6	2	1	0	0	0	0	1	25	40	81.00	10.500										
Rick White, R ERA: 3.78 (1, 1)	3.2		16	5	3	3	0	0	1	0	0	0	0	41	68	7.36	1.364										
59 Matt Miller, R ERA: 5.1 (5, 1)	1.2		10	4	4	4	1	1	0	0	0	1	1	24	36	21.60	3.000										
Bob Howry, R ERA: 1.65 (7, 1)	2.0		7	0	0	0	3	0	0	1	0	0	0	19	29	0.00	0.000										
David Riske, R ERA: 4.56 (9, 1)	1.0		4	2	0	0	0	0	0	0	0	0	0	10	14	0.00	2.000										

**Detroit Tigers @ Cleveland Indians**  
 Jacobs Field, Cleveland, OH  
 Mon Jul 26 2004, 7:05 PM EDT  
 Att. 18,359 - Overcast - 69 F

livebaseballscorecards.com

AB	42
R	13
H	17
RBI	12
BB	3
SO	6
LOB	15





Batter	1	2	3	4	5	6	7	8	9	AB	R	H	RBI	BB	SO	LOB
Ronnie Belliard, R OBP: 0.369, SLG: 0.414 (1, 4)	F7		FC3-6 41 E 1B HBP	G5-3			WP 3B 1B		G3-1	4	2	1	0	0	0	0
Omar Vizquel, S OBP: 0.364, SLG: 0.388 John McDonald, R OBP: 0.258, SLG: 0.323 (1, 6) (6, 6)	G5-3		FC3-6 1B		F8		24 1B 3B		G1-3	3	0	1	0	0	0	0
Matt Lawton, L OBP: 0.372, SLG: 0.463 24 Grady Sizemore, L OBP: 0.389, SLG: 0.625 (1, 7) (6, 8)	G1-3		FC3-6 41 E 1-2f 2-3		G4-3		41 E 1B 3-H		BB	3	0	0	0	0	0	2
41 Victor Martinez, S OBP: 0.377, SLG: 0.545 (1, 2)		BB 48 1B	E6		1B		FC4		G3	5	0	2	1	0	0	3
Casey Blake, R OBP: 0.346, SLG: 0.447 (1, 5)			F9		G4-6-3		K			4	0	0	0	0	2	6
48 Travis Hafner, L OBP: 0.419, SLG: 0.589 (1, 10)		BB 1B	F8			G3-1	F7			4	0	1	0	0	0	4
Lou Merloni, R OBP: 0.359, SLG: 0.451 (1, 3)		BB				L6		G6-3		3	1	1	1	1	0	0
Jody Gerut, L OBP: 0.329, SLG: 0.406 (1, 9)		F8				K		K		4	0	0	0	0	2	3
Coco Crisp, S OBP: 0.299, SLG: 0.399 (1, 8) (6, 7)		P5				L4		G6-3	G4-3	4	0	0	0	0	0	3

Inning Stats	R: 0	H: 0	E: 0	K: 0	S: 7	H: 0	LOB: 0	BB: 0	P: 14	R: 0	H: 2	E: 0	K: 1	S: 12	H: 1	LOB: 3	BB: 1	P: 19	R: 1	H: 1	E: 1	K: 0	S: 9	H: 1	LOB: 2	BB: 0	P: 15	R: 1	H: 1	E: 0	K: 0	S: 10	H: 1	LOB: 0	BB: 0	P: 14	R: 0	H: 1	E: 0	K: 0	S: 8	H: 1	LOB: 1	BB: 0	P: 13	R: 0	H: 0	E: 0	K: 1	S: 7	H: 0	LOB: 0	BB: 0	P: 12	R: 2	H: 3	E: 1	K: 1	S: 21	H: 0	LOB: 2	BB: 0	P: 30	R: 0	H: 0	E: 0	K: 1	S: 5	H: 0	LOB: 0	BB: 0	P: 8	R: 0	H: 0	E: 0	K: 0	S: 9	H: 0	LOB: 1	BB: 1	P: 15	1B: 6	SF: 0	2B: 0	SAC: 0	3B: 1	DP: 0	HR: 1	HBP: 1	WP: 1	PA: 40
--------------	------	------	------	------	------	------	--------	-------	-------	------	------	------	------	-------	------	--------	-------	-------	------	------	------	------	------	------	--------	-------	-------	------	------	------	------	-------	------	--------	-------	-------	------	------	------	------	------	------	--------	-------	-------	------	------	------	------	------	------	--------	-------	-------	------	------	------	------	-------	------	--------	-------	-------	------	------	------	------	------	------	--------	-------	------	------	------	------	------	------	------	--------	-------	-------	-------	-------	-------	--------	-------	-------	-------	--------	-------	--------

PITCHER	IP	WLS	BF	H	R	ER	SO	BB	IBB	HBP	BLK	WP	HR	S	P	ERA	WHIP
Mike Maroth, L ERA: 4.6 (1, 1)	7.0	W	33	8	4	4	3	1	0	1	0	1	1	74	117	5.14	1.286
Esteban Yan, R ERA: 3.97 (8, 1)	2.0		7	0	0	0	1	1	0	0	0	0	0	14	23	0.00	0.500

**DETROIT TIGERS @ CLEVELAND INDIANS**  
**JACOBS FIELD, CLEVELAND, OH**  
 Mon Jul 26 2004, 7:05 PM EDT  
 Att. 18,359 - Overcast - 69 F

<b>AB</b>	<b>37</b>
<b>R</b>	<b>4</b>
<b>H</b>	<b>8</b>
<b>RBI</b>	<b>4</b>
<b>BB</b>	<b>2</b>
<b>SO</b>	<b>4</b>
<b>LOB</b>	<b>21</b>

Batter	1	2	3	4	5	6	7	8	9	AB R H RBI BB SO LOB	TOP
20 Omar Infante, R (1, 4) OBP: 0.331, SLG: 0.474	1-1 P4		0-3 K	1 SAFE 0-0 CS	2-2 F8		0-2 G6-3		2-3 K	5 0 0 0 0 2 1	
9 Carlos Guillen, S (1, 6) OBP: 0.389, SLG: 0.573	4-2 BB		0-1 G6-3		0-0 F7		1-2 G4-3		3-3 K	4 0 0 0 1 1 1	
Ivan Rodriguez, R (1, 2) OBP: 0.398, SLG: 0.537	0-0 F8		1-1 BB HR 1B		1-2 F9		0-3 K			4 1 1 0 0 1 2	
Dmitri Young, S (1, 3) OBP: 0.389, SLG: 0.494	3-2 L4		1 SAFE 4-1 HR BB		4-2 33 FC3-6 1B SF7 BB		4-2 33 PB G4-3 1B BB			1 3 0 0 3 0 1	
Rondell White, R (1, 10) OBP: 0.343, SLG: 0.463			1-3 K	2-1 HR		1-1 33 FC3-6 1B		0-1 G4-3		4 1 2 3 0 1 1	
33 Marcus Thames, R (1, 7) OBP: 0.338, SLG: 0.671			1-1 E9 1B 2B	3-2 G6-3		3-2 FC3-6		3-3 K		4 1 1 0 0 1 3	
Bobby Higginson, L (1, 9) OBP: 0.360, SLG: 0.377			0-1 15 G4-3 1B		1-2 G4-3		2-2 SF7		1-1 15 FC5-4 1B	3 0 2 3 0 0 0	
15 Brandon Inge, R (1, 5) OBP: 0.348, SLG: 0.490			3-H 3-2 G4-3		1-3 K		3-H 1-2 SAFE G4-3		2-1 FC5-4	4 0 0 0 0 1 3	
Nook Logan, S (1, 8) OBP: 0.423, SLG: 0.458			0-0 F7		0-0 20 CS 1B		1-1 9 G4-3 2B		0-3 K	4 0 2 0 0 1 1	
<b>Inning Stats</b>	R: 0 H: 0 E: 0 LOB: 1 K: 0 BB: 1 S: 10 P: 18	R: 1 H: 2 E: 1 LOB: 1 K: 1 BB: 0 S: 13 P: 18	R: 3 H: 2 E: 0 LOB: 0 K: 1 BB: 1 S: 14 P: 24	R: 0 H: 1 E: 0 LOB: 0 K: 1 BB: 0 S: 8 P: 10	R: 0 H: 0 E: 0 LOB: 0 K: 0 BB: 0 S: 9 P: 12	R: 1 H: 1 E: 0 LOB: 1 K: 0 BB: 1 S: 17 P: 28	R: 0 H: 1 E: 0 LOB: 1 K: 1 BB: 0 S: 11 P: 13	R: 1 H: 1 E: 0 LOB: 1 K: 1 BB: 1 S: 12 P: 22	R: 0 H: 0 E: 0 LOB: 0 K: 3 BB: 0 S: 11 P: 16	1B: 5 SF: 1 2B: 2 SAC: 0 3B: 0 DP: 0 HR: 1 HBP: 0	WP: 0 PA: 39 PB: 1 SB: 0 CS: 1
<b>PITCHER</b>	IP WLS BF H R ER SO BB IBB HBP BLK WP HR S P ERA WHIP										
CC Sabathia, L (1, 1) ERA: 3.62	6.0 W 26 6 5 5 3 3 0 0 0 0 1 71 110 7.50 1.500										
63 Rafael Betancourt, R (7, 1) ERA: 3.89	1.0 4 1 0 0 1 0 0 0 0 0 0 0 11 13 0.00 1.000										
David Riske, R (8, 1) ERA: 4.65	1.0 5 1 1 1 1 1 0 0 0 0 0 0 12 22 9.00 2.000										
Bob Wickman, R (9, 1) ERA: 3.86	1.0 3 0 0 0 3 0 0 0 0 0 0 0 11 16 0.00 0.000										

Detroit Tigers @ Cleveland Indians  
Jacobs Field, Cleveland, OH

Tue Jul 27 2004, 7:05 PM EDT  
Att. 19,090 - Overcast - 67 F

livebaseballscorecards.com

AB	33
R	6
H	8
RBI	6
BB	4
SO	8
LOB	13



Batter	1	2	3	4	5	6	7	8	9	AB R H RBI BB SO LOB
<b>Coco Crisp, S</b> (1, 7) OBP: 0.304, SLG: 0.414	0-2 G3-1	1-0 HR	0-0 G6-4-3		1-1 1B		0-0 2B 1B			5 2 3 5 0 0 3
<b>Omar Vizquel, S</b> (1, 6) OBP: 0.364, SLG: 0.391	0-1 41 WP G3 1B	1-3 K		1-1 G4-3	0-0 G3		1-1 SAFE 1-H 2B			5 0 2 1 0 1 2
<b>Matt Lawton, L</b> (1, 10) OBP: 0.370, SLG: 0.459	0-0 G3	0-2 G6-3		2-2 P6		2-2 41 F8 41 S 1B	0-1 G4-3			5 1 1 0 0 0 2
<b>41 Victor Martinez, S</b> (1, 2) OBP: 0.374, SLG: 0.538	2-3 K		3-3 K	4-2 BB		2-0 SAFE F8		3-2 F9		4 0 0 0 1 2 2
<b>Ben Broussard, L</b> (1, 3) OBP: 0.365, SLG: 0.430		0-0 L9	1-2 HR	0-1 F7		2-3 K		0-1 F8		5 1 1 1 0 1 2
<b>Casey Blake, R</b> (1, 5) OBP: 0.350, SLG: 0.454		1-2 1B E 2B	0-2 1B 24 BB 2B		2-0 F8	0-0 3-H 1B		1-2 G6-3		5 2 3 1 0 0 0
<b>Jody Gerut, L</b> (1, 9) OBP: 0.333, SLG: 0.408		0-1 E HR 1B	4-0 24 BB 1B BB		1-2 FC6-4 1B	0-3 K				3 1 2 0 1 1 1
<b>Ronnie Belliard, R</b> (1, 4) OBP: 0.370, SLG: 0.413		4-2 E2 24 HBP HR BB	1-1 24 BB 1B		0-2 SAFE FC6-4 1B		2-2 G6-3			3 2 1 0 1 0 1
<b>24 Grady Sizemore, L</b> (1, 8) OBP: 0.455, SLG: 0.588		1-3 3-H HR HBP	1-1 G6-4-3 BB		4-0 SAFE 1B BB		0-1 P6			1 1 0 1 2 0 0

Inning Stats	R: 0	H: 1	E: 0	LOB: 1	K: 1	P: 12	R: 5	H: 3	E: 1	LOB: 0	K: 1	P: 24	R: 2	H: 3	E: 0	LOB: 2	K: 1	P: 30	R: 0	H: 0	E: 0	LOB: 1	K: 0	P: 18	R: 1	H: 2	E: 0	LOB: 2	K: 0	P: 19	R: 1	H: 2	E: 0	LOB: 1	K: 2	P: 17	R: 1	H: 2	E: 0	LOB: 1	K: 0	P: 13	R: 0	H: 0	E: 0	LOB: 0	K: 0	P: 17
1B: 8	SF: 0	2B: 3	SAC: 0	3B: 0	DP: 1	HR: 2	HBP: 1	WP: 1	PA: 42	SB: 1	CS: 0																																					

PITCHER	IP	WLS	BF	H	R	ER	SO	BB	IBB	HBP	BLK	WP	HR	S	P	ERA	WHIP
<b>Gary Knotts, R</b> (1, 1) ERA: 6.14	2.1	L	18	7	7	7	3	3	0	0	0	1	2	42	65	27.00	4.286
<b>Danny Patterson, R</b> (3, 1) ERA: 4.3	2.1		10	2	1	1	0	2	0	0	0	0	0	22	37	3.86	1.714
<b>38 Jeremy Bonderman, R</b> (5, 1) ERA: 5.97	1.1		6	2	1	1	2	0	0	0	0	0	0	12	18	6.75	1.500
<b>Jamie Walker, L</b> (7, 1) ERA: 3.03	1.0		5	2	1	1	0	0	0	0	0	0	0	10	13	9.00	2.000
<b>Ugueth Urbina, R</b> (8, 1) ERA: 4.46	1.0		3	0	0	0	0	0	0	0	0	0	0	13	17	0.00	0.000

**BOTTOM**

**Detroit Tigers @ Cleveland Indians**  
**Jacobs Field, Cleveland, OH**  
 Tue Jul 27 2004, 7:05 PM EDT  
 Att: 19,090 - Overcast - 67 F

livebaseballscorecards.com

<b>AB</b>	<b>36</b>
<b>R</b>	<b>10</b>
<b>H</b>	<b>13</b>
<b>RBI</b>	<b>9</b>
<b>BB</b>	<b>5</b>
<b>SO</b>	<b>5</b>
<b>LOB</b>	<b>13</b>



Batter	1	2	3	4	5	6	7	8	9	AB R H RBI BB SO LOB	TOP											
Jason Smith, L (1, 4) OBP: 0.349, SLG: 0.656	3-2 G4-3			0-1 HR		1-2 9 HR 1B	0-3 K			4 2 2 1 0 1 1												
9 Carlos Guillen, S (1, 6) OBP: 0.390, SLG: 0.580	0-3 K			2-2 1B SF8 1B		0-0 1-H HR		1-1 G4-3		4 2 2 2 0 1 0												
Ivan Rodriguez, R (1, 2) OBP: 0.396, SLG: 0.533	1-0 L8			2-2 1-3 1B		0-1 F9		0-2 L9		4 0 1 0 0 0 0												
Dmitri Young, S (1, 10) OBP: 0.381, SLG: 0.486		0-1 G4-3		0-0 SF8		2-2 G4-3		3-2 G1-5-3		3 0 0 1 0 0 0												
Rondell White, R (1, 7) OBP: 0.342, SLG: 0.460		0-3 K		1-0 L4		2-1 1B		0-0 G6-3		4 0 1 0 0 1 1												
Carlos Pena, L (1, 3) OBP: 0.312, SLG: 0.438		1-2 G3		3-2 F8		3-3 K		2-2 G3		4 0 0 0 0 1 2												
33 Marcus Thames, R (1, 9) OBP: 0.321, SLG: 0.635			1-0 L7		1-2 F8		0-1 G4-3		1-0 G6-3	4 0 0 0 0 0 0												
Eric Munson, L (1, 5) OBP: 0.301, SLG: 0.457			2-2 L9		2-2 G4-3		4-2 BB			2 0 0 0 1 0 0												
Nook Logan, S (1, 8) OBP: 0.379, SLG: 0.407			2-3 K		2-2 G4-3		2-2 F9			3 0 0 0 0 1 1												
<b>Inning Stats</b>	R: 0 E: 0 K: 1 S: 9	H: 0 LOB: 0 BB: 0 P: 13	R: 0 E: 0 K: 1 S: 8	H: 0 LOB: 0 BB: 0 P: 9	R: 0 E: 0 K: 1 S: 9	H: 0 LOB: 0 BB: 0 P: 14	R: 2 E: 0 K: 0 S: 15	H: 3 LOB: 1 BB: 0 P: 22	R: 0 E: 0 K: 0 S: 10	H: 0 LOB: 0 BB: 0 P: 15	R: 2 E: 0 K: 1 S: 14	H: 3 LOB: 1 BB: 0 P: 22	R: 0 E: 0 K: 1 S: 10	H: 0 LOB: 1 BB: 1 P: 16	R: 0 E: 0 K: 0 S: 9	H: 0 LOB: 0 BB: 0 P: 13	R: 0 E: 0 K: 0 S: 5	H: 0 LOB: 0 BB: 0 P: 8	1B: 4 2B: 0 3B: 0 HR: 2	SF: 1 SAC: 0 DP: 0 HBP: 0	WP: 0 PB: 0 SB: 0 CS: 0	PA: 34
<b>PITCHER</b>	IP WLS BF H R ER SO BB IBB HBP BLK WP HR S P ERA WHIP																					
Scott Elarton, R (1, 1) ERA: 7.65	7.0 W 28 6 4 4 5 1 0 0 0 0 2 75 111 5.14 1.000																					
63 Rafael Betancourt, R (8, 1) ERA: 3.8	1.0 H 3 0 0 0 0 0 0 0 0 0 0 9 13 0.00 0.000																					
Bob Wickman, R (9, 1) ERA: 3.38	1.0 S 3 0 0 0 0 0 0 0 0 0 0 5 8 0.00 0.000																					

**Detroit Tigers @ Cleveland Indians**  
 Jacobs Field, Cleveland, OH  
 Wed Jul 28 2004, 7:05 PM EDT  
 Att. 23,213 - Sunny - 73 F

[livebaseballscorecards.com](http://livebaseballscorecards.com)

AB	32
R	4
H	6
RBI	4
BB	1
SO	5
LOB	5



Batter	1	2	3	4	5	6	7	8	9	AB	R	H	RBI	BB	SO	LOB
Ronnie Belliard, R OBP: 0.368, SLG: 0.409 (1, 4)	0-0 G4-3 SAFE SAFE	1-3 K		1-3 K 1-2		4-0 BB		0-0 F9		4	0	0	1	1	2	3
Omar Vizquel, S OBP: 0.365, SLG: 0.392 (1, 6)	1-2 1B 2B		0-2 E6 G4-3 1B		2-1 F7	0-1 G5-3		4-1 BB		4	2	1	0	1	0	3
Matt Lawton, L OBP: 0.370, SLG: 0.458 (1, 7)	1-0 1B 41 1B 2-H		3-2 G4-3		0-1 41 G6-4-3 1B		3-2 F8	0-1 G4-3		5	0	2	1	0	0	3
41 Victor Martinez, S OBP: 0.376, SLG: 0.538 (1, 2)	0-0 G5-3 1B 1-2		0-3 K		0-0 G6-4-3 1-2f		1-0 HR 1B			4	1	2	0	0	1	2
Casey Blake, R OBP: 0.353, SLG: 0.466 (1, 5)	1-2 1B 2-3		0-2 1B 3-H			1-1 G5-3	3-2 HR			4	1	3	3	0	0	0
Lou Merloni, R OBP: 0.351, SLG: 0.440 Ben Broussard, L OBP: 0.365, SLG: 0.430 (1, 3) (8, 3)	2-1 G5-3 2-3f		0-0 F8			1-3 K	1-2 P6			4	0	0	0	0	1	4
Jody Gerut, L OBP: 0.333, SLG: 0.406 (1, 9)		1-0 G4-3		1-1 G4-3		0-1 24 BB 1B	3-3 K			4	1	1	0	0	1	0
Coco Crisp, S OBP: 0.307, SLG: 0.413 (1, 10)		0-1 G5-3		4-1 24 FC5-4 BB		3-1 BB SAFE 1B		0-0 B2-3		3	0	1	0	1	0	0
24 Grady Sizemore, L OBP: 0.500, SLG: 0.579 (1, 8)		3-2 1B		1-1 FC5-4 1-2f		4-2 BB 1-2 2-3 BB		4-2 BB		2	0	1	0	2	0	1

Inning Stats	R: 1	H: 4	E: 0	LOB: 2	K: 0	BB: 0	S: 11	R: 0	H: 1	E: 0	LOB: 1	K: 1	BB: 0	S: 10	R: 0	H: 1	E: 1	LOB: 1	K: 1	BB: 0	S: 14	R: 0	H: 0	E: 0	LOB: 1	K: 1	BB: 1	S: 8	R: 0	H: 1	E: 0	LOB: 0	K: 0	BB: 0	S: 5	R: 1	H: 2	E: 0	LOB: 3	K: 1	BB: 2	S: 13	R: 2	H: 2	E: 0	LOB: 0	K: 1	BB: 0	S: 17	R: 0	H: 0	E: 0	LOB: 2	K: 0	BB: 2	S: 8
--------------	------	------	------	--------	------	-------	-------	------	------	------	--------	------	-------	-------	------	------	------	--------	------	-------	-------	------	------	------	--------	------	-------	------	------	------	------	--------	------	-------	------	------	------	------	--------	------	-------	-------	------	------	------	--------	------	-------	-------	------	------	------	--------	------	-------	------

PITCHER	IP	WLS	BF	H	R	ER	SO	BB	IBB	HBP	BLK	WP	HR	S	P	ERA	WHIP
29 Nate Robertson, L ERA: 4.18 (1, 1)	6.0		29	9	3	4	4	3	0	0	0	0	0	61	96	3.00	2.000
Jamie Walker, L ERA: 3.4 (7, 1)	1.0	L	5	2	2	2	1	0	0	0	0	0	1	17	28	18.00	2.000
Esteban Yan, R ERA: 3.9 (8, 1)	1.0		5	0	0	0	0	2	0	0	0	0	0	8	16	0.00	2.000

**BOTTOM**

**AB R H RBI BB SO LOB**

**4 0 0 1 1 2 3**

**4 2 1 0 1 0 3**

**5 0 2 1 0 0 3**

**4 1 2 0 0 1 2**

**4 1 3 3 0 0 0**

**4 0 0 0 0 1 4**

**0 0 0 0 0 0 0**

**4 1 1 0 0 1 0**

**3 0 1 0 1 0 0**

**2 0 1 0 2 0 1**

**AB 34**

**R 5**

**H 11**

**RBI 5**

**BB 5**

**SO 5**

**LOB 16**


**WP: 0 PA: 39**

**PB: 0**

**SB: 1**

**CS: 0**

**livebaseballscorecards.com**



**Detroit Tigers @ Cleveland Indians**

Jacobs Field, Cleveland, OH

Wed Jul 28 2004, 7:05 PM EDT

Att. 23,213 - Sunny - 73 F

Batter	1	2	3	4	5	6	7	8	9	10	11	AB R H RBI BB SO LOB	TOP
Ronnie Belliard, R OBP: 0.372, SLG: 0.419	3-2 2B		1-0 41 1B 2B	1-0 G3-1 2B		4-1 G3-6-3 BB		1 SAFE 1 SAFE 1-1 G4-3		0-1 F9		5 1 3 0 1 0 4	
Omar Vizquel, S OBP: 0.382, SLG: 0.394	0-0 B3		3-2 G4-3	2-0 G3-1		2-1 G3-6-3 1-2f			2-2 F9		1-1 SF9 3B	6 1 1 0 0 0 4	
Matt Lawton, L OBP: 0.367, SLG: 0.454	2-2 F8		4-2 41 1B 1B BB	0-0 G4-3			3-3 K		1-0 P5		1-0 SF9	4 1 0 1 1 1 2	
41 Victor Martinez, S OBP: 0.372, SLG: 0.532	0-2 P6		0-0 48 F9 1B 1B	1-3 K			3-3 K		2-1 G3		3-3 K	6 1 1 1 0 3 2	
Casey Blake, R OBP: 0.355, SLG: 0.465		2-2 48 2B 1B 1B	2-2 1B 1B		0-2 G1-3		3-3 K			4-0 SH5-4 48 1B 24 HBP BB	1-3 K	5 2 2 1 1 2 0	
48 Travis Hafner, L OBP: 0.419, SLG: 0.589		3-2 SH1-3 1-H 2B	0-0 F9	2-3 K	1-3 K		1-0 F7			2-1 24 HBP SH5-4 1B		5 0 2 1 0 1 2	
Lou Merloni, R OBP: 0.354, SLG: 0.444 Ben Brroussard, L OBP: 0.366, SLG: 0.429		0-1 SH1-3 2-3 1B	1-0 1B 1B	4-2 BB			0-2 G3			0-0 SH5-4		1 0 1 1 0 0 0 1 0 0 0 1 0 0	AB 41 R 7 H 13 RBI 6 BB 5 SO 8 LOB 19
Coco Crisp, S OBP: 0.312, SLG: 0.414		1-2 P4	1-2 24 HBP IBB 1B	0-1 F8			3-1 24 S 24 E 1B			4-0 24 HBP IBB		4 1 2 1 1 0 2	
24 Grady Sizemore, L OBP: 0.484, SLG: 0.522		2-2 K	2-2 F7		0-0 B3		1 SAFE 1 SAFE 1-H E1 1B			4-0 1-2 2-3 3-H HBP		4 0 1 0 0 1 3	
<b>Inning Stats</b>	R: 0 H: 1 E: 0 LOB: 1 K: 0 BB: 0 S: 11 P: 16	R: 1 H: 2 E: 0 LOB: 1 K: 1 BB: 0 S: 16 P: 24	R: 4 H: 5 E: 0 LOB: 2 K: 0 BB: 1 S: 23 P: 38	R: 0 H: 1 E: 0 LOB: 1 K: 1 BB: 0 S: 6 P: 10	R: 0 H: 0 E: 0 LOB: 1 K: 1 BB: 1 S: 10 P: 15	R: 0 H: 0 E: 0 LOB: 0 K: 0 BB: 1 S: 4 P: 10	R: 0 H: 0 E: 0 LOB: 0 K: 3 BB: 0 S: 10 P: 19	R: 1 H: 2 E: 1 LOB: 1 K: 0 BB: 0 S: 11 P: 18	R: 0 H: 0 E: 0 LOB: 0 K: 0 BB: 0 S: 6 P: 11	R: 0 H: 1 E: 0 LOB: 3 K: 2 BB: 0 S: 5 P: 19	R: 1 H: 1 E: 0 LOB: 0 K: 2 BB: 0 S: 10 P: 16	1B: 8 SF: 1 2B: 4 SAC: 2 3B: 1 DP: 1 HR: 0 HBP: 1	WP: 0 PA: 50 PB: 0 SB: 1 CS: 0
<b>PITCHER</b> Brian Anderson, L ERA: 6.94 Rudy Seanez, R ERA: 3.91 Dennys Reyes, L ERA: 4.52 Nate Field, R ERA: 4.02 Jaime Cerda, L ERA: 2.59	IP WLS BF H R ER SO BB IBB HBP BLK WP HR S P ERA WHIP 2.2 0 17 8 5 5 1 1 0 0 0 0 0 47 73 16.88 3.375				<b>PITCHER</b> Scott Sullivan, R ERA: 3.96 (10, 1)	IP WLS BF H R ER SO BB IBB HBP BLK WP HR S P ERA WHIP 1.1 1 5 1 1 1 2 0 0 0 0 0 0 3 13 0.00 1.500							

**Cleveland Indians @ Kansas City Royals**  
**Kauffman Stadium, Kansas City, MO**

Fri Jul 30 2004, 7:10 PM CDT  
 Att: 32,079 - Cloudy - 79 F

[livebaseballscorecards.com](http://livebaseballscorecards.com)



Batter	1	2	3	4	5	6	7	8	9	10	11	AB R H RBI BB SO LOB	BOTTOM				
9 David DeJesus, L (1, 8) OBP: 0.302, SLG: 0.273	4-1 29 BB 1B BB		0-1 G1-3		0-0 FC4 1B		1-1 B3		3-1 PB 29 2B		2-3 K	5 1 2 0 1 1 0	<b>Cleveland Indians @ Kansas City Royals</b> Kauffman Stadium, Kansas City, MO Fri Jul 30 2004, 7:10 PM CDT Att: 32,079 - Cloudy - 79 F				
Tony Graffanino, R (1, 4) OBP: 0.331, SLG: 0.333	0-3 SAFE K		0-1 G1-3		1-2 L7		1-3 K		0-1 G5-3			5 0 0 0 0 2 3					
Joe Randa, R (1, 5) OBP: 0.346, SLG: 0.384	1 SAFE 2-2		0-1 G4-3		2-2 FC4 29 E 2B		4-2 BB		4-2 29 2B BB			3 1 1 0 2 0 1 0 0 0 0 0 0 0					
14 John Buck, R (10, 2) OBP: 0.222, SLG: 0.203	1-2 29 BB 1B				1-2f 2B		BB		2-3 BB			4 2 2 1 1 0 2					
29 Mike Sweeney, R (1, 10) OBP: 0.344, SLG: 0.494	4-1 1-2 2-3 BB			2-2 HR 1B	0-1 E5 2B		2-1 F8		0-0 1-H 3-H 2B			5 1 2 4 0 2 3					
Matt Stairs, L (1, 9) OBP: 0.328, SLG: 0.450	1-3 K			3-1 1-H HR	3-2 2-H 3-H 2B		0-0 F7		1-3 K			5 0 0 0 0 0 4					
Ken Harvey, R (1, 3) OBP: 0.346, SLG: 0.445	1-0 G4-3			0-0 G6-3	1-1 G4-3		2-0 F9		0-0 F8			5 0 1 0 0 1 0					
Dee Brown, L (1, 7) OBP: 0.276, SLG: 0.305			0-1 G4-3		1-0 G6-3		0-0 P5		0-1 1B		2-3 K	5 0 0 0 0 1 1					
4 Angel Berroa, R (1, 6) OBP: 0.287, SLG: 0.364			1-2 L8		0-2 G6-3		2-2 G4-3		0-0 L8		1-3 K	3 1 1 0 0 0 0 2 0 0 0 0 1 0					
Alberto Castillo, R (1, 2) OBP: 0.256, SLG: 0.324			3-1 G6-3		1-2 9 1B E 2B		3-2 L9		2-3 K		2-1 P5						
Desi Relaford, S (9, PH) OBP: 0.272, SLG: 0.277 (10, 5)																	
<b>Inning Stats</b>	R: 0 H: 1 E: 0 LOB: 3 K: 2 BB: 2 S: 13 P: 25	R: 0 H: 0 E: 0 LOB: 0 K: 0 BB: 0 S: 8 P: 12	R: 0 H: 0 E: 0 LOB: 0 K: 0 BB: 0 S: 6 P: 6	R: 2 H: 2 E: 0 LOB: 0 K: 0 BB: 0 S: 11 P: 17	R: 3 H: 3 E: 2 LOB: 1 K: 0 BB: 0 S: 21 P: 29	R: 0 H: 0 E: 0 LOB: 0 K: 0 BB: 0 S: 8 P: 13	R: 0 H: 0 E: 0 LOB: 1 K: 1 BB: 1 S: 10 P: 18	R: 0 H: 1 E: 0 LOB: 1 K: 0 BB: 0 S: 5 P: 7	R: 1 H: 2 E: 0 LOB: 2 K: 1 BB: 1 S: 12 P: 21	R: 0 H: 0 E: 0 LOB: 0 K: 2 BB: 0 S: 7 P: 10	R: 0 H: 0 E: 0 LOB: 0 K: 2 BB: 0 S: 8 P: 13	1B: 4 SF: 0 2B: 4 SAC: 0 3B: 0 DP: 0 HR: 1 HBP: 0	WP: 0 PA: 46 PB: 1 SB: 0 CS: 0				
<b>PITCHER</b>	IP WLS BF H R ER SO BB IBB HBP BLK WP HR S P ERA WHIP																
37 Jake Westbrook, R (1, 1) ERA: 3.18	5.0	24	6	5	3	2	2	0	0	0	0	0	1	59	89	5.40	1.600
Rick White, R (6, 1) ERA: 3.67	1.2	6	0	0	0	1	1	0	0	0	0	0	0	16	27	0.00	0.600
Bob Howry, R (7, 1) ERA: 1.53	1.1	5	1	0	0	0	0	0	0	0	0	0	0	7	11	0.00	0.750
Bob Wickman, R (9, 1) ERA: 4.0	1.0	B	5	2	1	1	1	0	0	0	0	0	0	12	21	9.00	3.000
63 Rafael Betancourt, R (10, 1) ERA: 3.63	2.0	W	6	0	0	4	0	0	0	0	0	0	0	15	23	0.00	0.000

AB	42
R	6
H	9
RBI	5
BB	4
SO	8
LOB	14



Batter	1	2	3	4	5	6	7	8	9	AB R H RBI BB SO LOB	TOP												
<b>Matt Lawton, L</b> (1, 7) OBP: 0.365, SLG: 0.451	1-2 F8		1-1 G3-1		0-1 1B		2-1 F8		1-0 P5	5 0 1 0 0 0 1													
<b>Omar Vizquel, S</b> (1, 6) OBP: 0.363, SLG: 0.403	1-2 HR		3-2 G3-1		1-2 F8			2-1 41 1B 1B		4 1 2 1 0 0 2													
<b>48 Travis Hafner, L</b> (1, 10) OBP: 0.417, SLG: 0.584	3-2 G4-3			4-1 CS BB	3-3 K			2-2 F7		3 0 0 0 1 1 3													
<b>41 Victor Martinez, S</b> (1, 2) OBP: 0.371, SLG: 0.528	3-3 K			0-1 F7	0-2 G4-3			1-0 FC4-6 1B		4 0 1 0 0 1 3													
<b>Ben Broussard, L</b> (1, 3) OBP: 0.367, SLG: 0.427		0-0 1B G4-6-3 1B		4-1 HBP 1B BB		0-1 G4-3		1-0 F7		3 2 1 0 1 0 2													
<b>Casey Blake, R</b> (1, 5) OBP: 0.357, SLG: 0.464		1-2 G4-6-3 1B		1-1 1B HBP		2-3 K		1-2 FC4-6		3 0 1 0 0 1 2													
<b>Jody Gerut, L</b> (1, 9) OBP: 0.334, SLG: 0.406		3-1 G4-6-3		0-0 1B		2-2 L1			4-2 BB	3 0 1 1 1 0 1													
<b>Ronnie Belliard, R</b> (1, 4) OBP: 0.371, SLG: 0.417		0-1 1B		0-3 SAFE K			2-0 F9		2-2 P3	4 0 1 0 0 1 3													
<b>24 Grady Sizemore, L</b> (1, 8) OBP: 0.457, SLG: 0.481			2-3 K		3-2 1B 1B		1-1 G3-1		1-2 F8	4 0 1 0 0 1 1													
<b>Inning Stats</b>	R: 1 E: 0 K: 1 S: 14	H: 1 LOB: 0 BB: 0 P: 22	R: 1 E: 0 K: 0 S: 8	H: 3 LOB: 1 BB: 0 P: 12	R: 0 E: 0 K: 1 S: 13	H: 0 LOB: 0 BB: 0 P: 19	R: 1 E: 0 K: 1 S: 9	H: 1 LOB: 2 BB: 2 P: 18	R: 0 E: 0 K: 1 S: 17	H: 2 LOB: 2 BB: 0 P: 24	R: 0 E: 0 K: 1 S: 11	H: 0 LOB: 0 BB: 0 P: 15	R: 0 E: 0 K: 0 S: 5	H: 0 LOB: 0 BB: 0 P: 10	R: 0 E: 0 K: 0 S: 10	H: 2 LOB: 2 BB: 0 P: 17	R: 0 E: 0 K: 0 S: 11	H: 0 LOB: 1 BB: 1 P: 19	1B: 8 2B: 0 3B: 0 HR: 1	SF: 0 SAC: 0 DP: 1 HBP: 1	WP: 0 PB: 0 SB: 0 CS: 1	PA: 37	
<b>23 Zack Greinke, R</b> (1, 1) ERA: 4.81	IP: 5.0 WLS: W BF: 22 H: 7 R: 3 ER: 3 SO: 4 BB: 2 IBB: 0 HBP: 1 BLK: 0 WP: 0 HR: 1 S: 61 P: 95 ERA: 5.40 WHIP: 1.800																						
<b>D.J. Carrasco, R</b> (6, 1) ERA: 3.86	IP: 3.0 WLS: BF: 11 H: 2 R: 0 ER: 0 SO: 1 BB: 0 IBB: 0 HBP: 0 BLK: 0 WP: 0 HR: 0 S: 26 P: 42 ERA: 0.00 WHIP: 0.667																						
<b>Nate Field, R</b> (9, 1) ERA: 3.92	IP: 1.0 WLS: BF: 4 H: 0 R: 0 ER: 0 SO: 0 BB: 1 IBB: 0 HBP: 0 BLK: 0 WP: 0 HR: 0 S: 11 P: 19 ERA: 0.00 WHIP: 1.000																						

Cleveland Indians @ Kansas City Royals  
Kauffman Stadium, Kansas City, MO  
Sat Jul 31 2004, 6:10 PM CDT  
Att. 27,689 - Sunny - 86 F

AB	33
R	3
H	9
RBI	2
BB	3
SO	5
LOB	18





Batter	1	2	3	4	5	6	7	8	9	AB	R	H	RBI	BB	SO	LOB
9 David DeJesus, L OBP: 0.320, SLG: 0.296	0-1 FC1-2 2B		1-2 CS HBP	1-0 SH 2B		2-2 1B G4-3	3-2 FC5-4 1B			3	1	3	1	0	0	0
Tony Graffanino, R OBP: 0.332, SLG: 0.335 Wilton Guerrero, S OBP: 0.200, SLG: 0.333	0-0 B1		1-2 29 HR 1B	1-1 L6		0-1 G4-3	1-1 FC5-4			2	1	1	0	0	0	1
29 Mike Sweeney, R OBP: 0.343, SLG: 0.499	2-1 E5 FC1-2		0-0 1-H HR	0-2 F4		3-3 K	1-0 P5			5	1	1	2	0	1	6
Matt Stairs, L OBP: 0.335, SLG: 0.463	1-2 FC1-2		4-1 BB	0-0 1B 2B		4-0 1B IBB		1-0 1B 3B		3	2	2	3	2	0	2
Ken Harvey, R OBP: 0.349, SLG: 0.447	2-2 F9		0-0 F9	3-1 FC6 1B		1-1 1B	2-2 FC5-4 1B			5	0	3	2	0	0	3
Dee Brown, L OBP: 0.273, SLG: 0.301		2-2 F9	1-3 K	1-2 FC6 1B		0-1 L5	0-1 FC5-4 1B			5	0	1	0	0	1	5
4 Angel Berroa, R OBP: 0.289, SLG: 0.363		2-1 F8		0-0 14 1B 1B		3-2 14 G4-6-3 HBP	3-2 G4-3	1-1 FC5-4		4	1	1	0	0	0	2
Desi Relaford, S OBP: 0.279, SLG: 0.294		4-1 14 FC6-4 BB		3-1 9 SH 14 2B 1B		0-1 F7	3-2 HR	0-1 G1-3		4	2	2	1	1	0	2
14 John Buck, R OBP: 0.235, SLG: 0.218		1-0 FC6-4		0-2 9 SH 2B 1B		0-0 G4-6-3	0-0 9 WP 1B 1B			4	2	2	0	0	0	2

Inning Stats	R: 0	H: 1	E: 1	K: 0	S: 12	R: 0	H: 0	E: 0	K: 0	S: 8	R: 2	H: 2	E: 0	K: 1	S: 11	R: 5	H: 5	E: 1	K: 0	S: 18	R: 0	H: 0	E: 0	K: 0	S: 5	R: 0	H: 2	E: 0	K: 1	S: 16	R: 2	H: 3	E: 0	K: 0	S: 19	R: 1	H: 3	E: 0	K: 0	S: 10
	LOB: 2	BB: 0	P: 17			LOB: 1	BB: 1	P: 17			LOB: 1	BB: 1	P: 19			LOB: 1	BB: 0	P: 27			LOB: 0	BB: 0	P: 8			LOB: 3	BB: 1	P: 26			LOB: 1	BB: 0	P: 14			LOB: 1	BB: 0	P: 14		

PITCHER	IP	WLS	BF	H	R	ER	SO	BB	IBB	HBP	BLK	WP	HR	S	P	ERA	WHIP
Kazuhito Tadano, R ERA: 4.95	(1, 1)	3.2	L	23	8	7	3	1	2	0	0	0	1	46	76	7.36	2.727
Chad Durbin, R ERA: 7.36	(4, 1)	2.2		14	5	2	1	0	1	1	0	1	1	40	63	6.75	1.875
59 Matt Miller, R ERA: 5.12	(7, 1)	1.2		7	3	1	0	0	0	0	0	0	0	13	19	5.40	1.800

BOTTOM

Cleveland Indians @ Kansas City Royals  
Kauffman Stadium, Kansas City, MO  
Sat Jul 31 2004, 6:10 PM CDT  
Att. 27,689 - Sunny - 86 F

AB	38
R	10
H	16
RBI	9
BB	3
SO	2
LOB	28



WP	HR	S	P	ERA	WHIP
1B: 11	SF: 0	WP: 1	PA: 44		
2B: 2	SAC: 1	PB: 0			
3B: 1	DP: 2	SB: 0			
HR: 2	HBP: 2	CS: 1			

Cleveland Indians @ Kansas City Royals  
Kauffman Stadium, Kansas City, MO

Sun Aug 01 2004, 1:10 PM CDT  
Att. 15,641 - Cloudy - 84 F

AB	38
R	7
H	13
RBI	6
BB	2
SO	4
LOB	17



WP	0	PA	44
PB	0		
SB	0		
CS	0		

Batter	1	2	3	4	5	6	7	8	9	AB	R	H	RBI	BB	SO	LOB
Ronnie Belliard, R (1, 4) OBP: 0.371, SLG: 0.420	3-1 F9	1-1 1B		1-0 G4-3		1-2 2B		2-2 E6		5	0	2	1	0	0	2
Omar Vizquel, S (1, 6) OBP: 0.359, SLG: 0.398	1-2 P3	2-2 F9			0-1 G6-3	2-1 L7		0-0 SF8		4	0	0	1	0	0	3
Matt Lawton, L (1, 9) OBP: 0.366, SLG: 0.447	1-1 HBP		0-0 P5		4-2 1B BB	2-1 P6		1-0 FC3-6		3	0	0	0	1	0	2
Casey Blake, R (1, 5) OBP: 0.353, SLG: 0.458	0-1 G4-3		2-3 K		0-0 F9		2-3 K	3-2 G3		5	0	0	0	0	2	3
Lou Merton, R (1, 3) OBP: 0.358, SLG: 0.445		3-2 G5-3	2-0 1B		1-0 SAFE	1-2 1B	0-3 K		2-1 48 1B 41 G4-6-3 1B	4	0	2	0	0	1	0
Ben Broussard, L (9, PH) OBP: 0.370, SLG: 0.430										1	1	1	0	0	0	0
48 Travis Hafner, L (1, 10) OBP: 0.419, SLG: 0.592		4-2 1B SF7 BB	3-3 K		2-2 G4-3		2-2 HR		0-1 41 G4-6-3 1B	4	2	2	1	1	1	3
John McDonald, R (9, PR) OBP: 0.258, SLG: 0.323									1-3 1B	0	0	0	0	0	0	0
Tim Laker, R (1, 2) OBP: 0.292, SLG: 0.322		0-0 24 1B 1B		0-1 L3		0-1 F8	1-1 1B		0-0 G4-6-3	4	1	2	0	0	0	0
41 Victor Martinez, S (9, PH) OBP: 0.370, SLG: 0.527									1-2 1B	1	0	0	0	0	0	1
Coco Crisp, S (1, 7) OBP: 0.314, SLG: 0.419		2-1 SF7		0-0 2B		2-0 24 HR 1B	3-2 G5-3		0-2 F8	4	1	2	1	0	0	2
24 Grady Sizemore, L (1, 8) OBP: 0.487, SLG: 0.600		3-1 1B 1B		3-1 F9		1-2 HR		1-1 E SF8 HBP		3	2	2	2	0	0	1

Inning Stats	R: 0	H: 0	E: 0	K: 0	S: 8	P: 13	R: 2	H: 3	E: 0	K: 0	S: 17	P: 32	R: 0	H: 1	E: 0	K: 2	S: 14	P: 21	R: 0	H: 1	E: 0	K: 0	S: 6	P: 10	R: 0	H: 1	E: 0	K: 0	S: 13	P: 20	R: 2	H: 3	E: 0	K: 0	S: 14	P: 22	R: 1	H: 2	E: 0	K: 2	S: 15	P: 23	R: 1	H: 0	E: 1	K: 0	S: 10	P: 17	R: 1	H: 2	E: 0	K: 0	S: 9	P: 11	1B: 9	SF: 2	2B: 2	SAC: 0	3B: 0	DP: 1	HR: 2	HBP: 2	WP: 0	PA: 44
--------------	------	------	------	------	------	-------	------	------	------	------	-------	-------	------	------	------	------	-------	-------	------	------	------	------	------	-------	------	------	------	------	-------	-------	------	------	------	------	-------	-------	------	------	------	------	-------	-------	------	------	------	------	-------	-------	------	------	------	------	------	-------	-------	-------	-------	--------	-------	-------	-------	--------	-------	--------

PITCHER	IP	WLS	BF	H	R	ER	SO	BB	IBB	HBP	BLK	WP	HR	S	P	ERA	WHIP
Darrell May, L (1, 1) ERA: 5.13	5.0	W	24	6	2	2	2	2	0	1	0	0	0	58	96	3.60	1.600
Scott Sullivan, R (6, 1) ERA: 4.35	1.2		10	5	3	3	2	0	0	0	0	0	2	26	39	16.20	3.000
Jaime Cerda, L (7, 1) ERA: 2.48	1.1	H	6	0	1	0	0	0	0	1	0	0	0	13	23	0.00	0.000
Shawn Camp, R (9, 1) ERA: 3.2	1.0	S	4	2	1	1	0	0	0	0	0	0	0	9	11	9.00	2.000

PITCHER	IP	WLS	BF	H	R	ER	SO	BB	IBB	HBP	BLK	WP	HR	S	P	ERA	WHIP
---------	----	-----	----	---	---	----	----	----	-----	-----	-----	----	----	---	---	-----	------

Batter	1	2	3	4	5	6	7	8	9
9 David DeJesus, L OBP: 0.318, SLG: 0.295 (1, 8)	2-2 G6-3		1-2 1B	2-3 K			1-2 G4-3		
Desi Relaford, S OBP: 0.282, SLG: 0.294 (1, 4)	3-1 2B		1-3 K		4-2 2B		3-2 P6		
29 Mike Sweeney, R OBP: 0.339, SLG: 0.493 (1, 3)	2-2 F7		1-1 F8		1-0 F8		3-3 K		
Ken Harvey, R OBP: 0.350, SLG: 0.453 (1, 10)	2-0 2B			0-1 G5-3	0-0 F8		1-3 K		
Joe Randa, R OBP: 0.345, SLG: 0.386 (1, 5)	0-0 F7			3-2 1B	3-2 F8		2-1 F9		
Ruben Mateo, R OBP: 0.316, SLG: 0.411 (1, 7)		1-2 G6-3		2-3 K	1-3 K		1-1 2B		
Abraham Nunez, S OBP: 0.286, SLG: 0.294 (1, 9)		0-0 G4-3		1-1 1B		1-3 K	0-2 2B		
4 Angel Berroa, R OBP: 0.288, SLG: 0.362 (1, 6)		0-1 G6-3		0-0 1B		2-1 F9	0-0 L8		
14 John Buck, R OBP: 0.250, SLG: 0.272 (1, 2)			2-2 1B	0-0 HR		1-3 K			

Inning Stats	R: 1	H: 2	R: 0	H: 0	R: 1	H: 2	R: 4	H: 4	R: 1	H: 1	R: 0	H: 0	R: 1	H: 2	R: 0	H: 0	R: 1	H: 2
	E: 0	LOB: 1	E: 0	LOB: 0	E: 0	LOB: 0	E: 0	LOB: 0	E: 0	LOB: 0	E: 0	LOB: 0	E: 0	LOB: 1	E: 0	LOB: 0	E: 0	LOB: 1
	K: 0	BB: 0	K: 0	BB: 0	K: 1	BB: 0	K: 2	BB: 0	K: 1	BB: 1	K: 1	BB: 0	K: 2	BB: 0	K: 1	BB: 0	K: 1	BB: 0
	S: 12	P: 21	S: 7	P: 8	S: 11	P: 16	S: 22	P: 30	S: 12	P: 21	S: 10	P: 14	S: 10	P: 17	S: 11	P: 15	S: 11	P: 15

PITCHER	IP	WLS	BF	H	R	ER	SO	BB	IBB	HBP	BLK	WP	HR	S	P	ERA	WHIP
CC Sabathia, L ERA: 3.97 (1, 1)	5.0	L	24	9	7	7	4	1	0	0	0	0	1	64	96	12.60	2.000
Rick White, R ERA: 3.54 (6, 1)	2.0		6	0	0	0	3	0	0	0	0	0	0	20	31	0.00	0.000
David Riske, R ERA: 4.73 (8, 1)	1.0		5	2	1	1	1	0	0	0	0	0	0	11	15	9.00	2.000

AB R H RBI BB SO LOB

4	0	1	1	0	1	0
3	2	1	0	1	1	1
4	0	0	0	0	1	2
4	0	2	2	0	1	0
4	1	1	0	0	0	2
4	1	1	0	0	2	2
4	1	2	2	0	1	0
4	1	1	0	0	0	1
3	2	2	3	0	1	0

WP	PA	ERA	WHIP
0	35		
0			
2			
1			

**Cleveland Indians @ Kansas City Royals**  
**Kauffman Stadium, Kansas City, MO**  
 Sun Aug 01 2004, 1:10 PM CDT  
 Att: 15,641 - Cloudy - 84 F

livebaseballscores.com

AB	34
R	8
H	11
RBI	8
BB	1
SO	8
LOB	8



Batter	1	2	3	4	5	6	7	8	9	AB R H RBI BB SO LOB	TOP											
<b>Coco Crisp, S</b> (1, 7) OBP: 0.313, SLG: 0.417	1-2 1B		3-2 P4		1-1 F7			0-1 F7		4 0 1 0 0 0 2												
<b>Omar Vizquel, S</b> (1, 6) OBP: 0.360, SLG: 0.402	2-2 2B		0-0 G4-3			1-2 G4-3		2-1 1B		4 0 2 0 0 0 0												
<b>Ronnie Belliard, R</b> (1, 4) OBP: 0.370, SLG: 0.420	0-2 G1-3			0-2 2B		0-1 L9		3-1 F9		4 1 1 0 0 0 3												
<b>41 Victor Martinez, S</b> (1, 2) OBP: 0.372, SLG: 0.527	4-2 BB			1-0 SF8		1-3 K			0-0 1B	2 0 1 1 1 1 0												
<b>48 Travis Hafner, L</b> (1, 10) OBP: 0.415, SLG: 0.585	0-3 K			0-0 G4-3		1-0 P4			1-2 FC5-4	4 0 0 0 0 1 3												
<b>Casey Blake, R</b> (1, 5) OBP: 0.349, SLG: 0.453		2-2 G6-3		2-0 F8		1-1 G3			3-1 F9	4 0 0 0 0 0 1												
<b>Jody Gerut, L</b> (1, 9) OBP: 0.336, SLG: 0.404			1-0 P3		4-1 BB	2-3 K			4-2 BB	2 0 0 0 2 1 0												
<b>Lou Merloni, R</b> (1, 3) OBP: 0.352, SLG: 0.438			1-0 F7		1-2 K			0-0 G6-3	4-1 BB	3 0 0 0 0 1 1												
<b>Ben Broussard, L</b> (9, PH) OBP: 0.372, SLG: 0.430									1-2 BB	0 0 0 0 1 0 0												
<b>24 Grady Sizemore, L</b> (1, 8) OBP: 0.465, SLG: 0.588			2-2 F8		0-1 G5-3			1-1 1B	0-2 G3-1	4 0 1 0 0 0 4												
<b>Inning Stats</b>	R: 0 E: 1 K: 1 S: 14	H: 2 LOB: 2 BB: 1 P: 21	R: 0 E: 0 K: 0 S: 6	H: 0 LOB: 0 BB: 0 P: 10	R: 0 E: 0 K: 0 S: 8	H: 0 LOB: 0 BB: 0 P: 13	R: 1 E: 0 K: 0 S: 6	H: 1 LOB: 0 BB: 0 P: 9	R: 0 E: 0 K: 1 S: 8	H: 0 LOB: 1 BB: 1 P: 14	R: 0 E: 0 K: 1 S: 10	H: 0 LOB: 0 BB: 0 P: 12	R: 0 E: 0 K: 1 S: 7	H: 0 LOB: 0 BB: 0 P: 11	R: 0 E: 0 K: 0 S: 9	H: 2 LOB: 2 BB: 0 P: 15	R: 0 E: 0 K: 0 S: 14	H: 1 LOB: 3 BB: 2 P: 26	1B: 3 2B: 3 3B: 0 HR: 0	SF: 1 SAC: 0 DP: 0 HBP: 0	WP: 1 PB: 0 SB: 0 CS: 0	PA: 36
<b>PITCHER</b>	IP WLS BF H R ER SO BB IBB HBP BLK WP HR S P ERA WHIP																					
<b>Ted Lilly, L</b> (1, 1) ERA: 3.78	7.0 W 25 3 1 1 4 2 0 0 0 1 0 59 90 1.29 0.714																					
<b>Vinnie Chulk, R</b> (8, 1) ERA: 2.91	1.0 5 2 0 0 0 0 0 0 0 0 0 9 15 0.00 2.000																					
<b>54 Jason Frasor, R</b> (9, 1) ERA: 2.09	1.0 6 1 0 0 0 0 2 0 0 0 0 0 14 26 0.00 3.000																					

**Cleveland Indians @ Toronto Blue Jays**  
**SkyDome, Toronto, ON**  
 Mon Aug 02 2004, 1:05 PM EDT  
 Att. 17,549 - Sunny - 79 F

<b>AB</b>	<b>31</b>
<b>R</b>	<b>1</b>
<b>H</b>	<b>6</b>
<b>RBI</b>	<b>1</b>
<b>BB</b>	<b>4</b>
<b>SO</b>	<b>4</b>
<b>LOB</b>	<b>14</b>



livebaseballscorecards.com

Batter	1	2	3	4	5	6	7	8	9	AB	R	H	RBI	BB	SO	LOB
Frank Menechino, R OBP: 0.379, SLG: 0.456 (1, 5)	2-1 G4-3 1B	2-3 K			0-1 2B 1B		1-2 F8			4	1	1	1	0	1	0
Chris Gomez, R OBP: 0.348, SLG: 0.351 (1, 6)	3-1 E4 G4-3 10 HR 1B		2-1 L9		1-3 K		1-2 G6-3			4	1	0	0	0	1	1
15 Alex Rios, R OBP: 0.350, SLG: 0.432 (1, 9)	2-2 G4-3 10 HR 1B		1-3 K		0-1 2B 1B		1-2 K			4	1	2	0	0	2	0
Carlos Delgado, L OBP: 0.321, SLG: 0.436 (1, 3)	3-2 G4-3 1-2 2-3		2-2 K		3-1 2B			2-3 K		4	0	2	1	0	1	2
10 Vernon Wells, R OBP: 0.349, SLG: 0.474 3 Reed Johnson, R OBP: 0.329, SLG: 0.385 (1, 8) (6, 8)	2-1 K 2-H 3-H HR		2-3 K		1-2 F7			1-3 K		3	1	1	3	0	1	3
Josh Phelps, R OBP: 0.296, SLG: 0.417 (1, 10)	2-1 K HR			3-2 K	2-3 K			0-3 K		4	1	1	1	0	3	2
9 Gregg Zaun, S OBP: 0.387, SLG: 0.402 (1, 2)	2-0 L4			2-3 K		1-0 P4				3	0	0	0	0	1	0
Dave Berg, R OBP: 0.274, SLG: 0.313 (1, 7)				1-2 G4-3		3-3 K				3	0	0	0	0	1	0
Orlando Hudson, S OBP: 0.338, SLG: 0.407 (1, 4)		1-1 F9			0-1 1B 3B		2-2 F7			3	1	1	0	0	0	0

BOTTOM

Cleveland Indians @ Toronto Blue Jays  
 SkyDome, Toronto, ON  
 Mon Aug 02 2004, 1:05 PM EDT  
 Att. 17,549 - Sunny - 79 F

livebaseballscores.com

AB	33
R	6
H	8
RBI	6
BB	0
SO	12
LOB	8



Inning	R	H	E	K	S	P	IP	WLS	BF	H	R	ER	SO	BB	IBB	HBP	BLK	WP	HR	S	P	ERA	WHIP
1	4	3	1	0	16	25	4.1		22	8	6	2	6	0	0	0	0	0	2	64	100	4.15	1.846
2	0	0	0	0	11	14	1.0		3	0	0	0	1	0	0	0	0	0	0	11	14	0.00	0.000
3	0	1	0	0	25	24	1.0		3	0	0	0	3	0	0	0	0	0	9	12	0.00	0.000	

PITCHER	IP	WLS	BF	H	R	ER	SO	BB	IBB	HBP	BLK	WP	HR	S	P	ERA	WHIP
31 Cliff Lee, L ERA: 4.63	4.1		22	8	6	2	6	0	0	0	0	0	2	64	100	4.15	1.846
Bob Howry, R ERA: 1.4	1.2		5	0	0	0	2	0	0	0	0	0	0	16	25	0.00	0.000
David Riske, R ERA: 4.64	1.0		3	0	0	0	1	0	0	0	0	0	0	11	14	0.00	0.000
59 Matt Miller, R ERA: 4.96	1.0		3	0	0	0	3	0	0	0	0	0	0	9	12	0.00	0.000

WP	PA	ERA	WHIP
0	33		
0			
0			

Batter	1	2	3	4	5	6	7	8	9	AB R H RBI BB SO LOB	TOP																	
<b>Matt Lawton, L</b> (1, 7) OBP: 0.362, SLG: 0.442	1-1 G4-3		1-2 G4-3		0-0 G4-3		2-3 K		2-0 G5-3	5 0 0 1 0 1 1																		
<b>Omar Vizquel, S</b> (1, 6) OBP: 0.361, SLG: 0.402	4-2 BB		3-2 G5-3		1-1 48 S 48 HR 1B		2-1 G3		4-1 3-H BB	3 1 1 0 1 0 0 0 0 0 0 0 0 0 0 0 0 0 1 0 0																		
<b>John McDonald, R</b> (8, 6) OBP: 0.258, SLG: 0.323																												
<b>Coco Crisp, S</b> (9, PH) OBP: 0.315, SLG: 0.417																												
<b>48 Travis Hafner, L</b> (1, 10) OBP: 0.412, SLG: 0.588	2-3 K		0-1 P5		1-0 1-H HR			1-2 G6-3	0-0 F7	5 1 1 2 0 1 3																		
<b>41 Victor Martinez, S</b> (1, 2) OBP: 0.370, SLG: 0.522	1-1 G6-3			4-0 FC3-6 BB	1-1 F9			0-2 F9		3 0 0 0 1 0 1 0 0 0 0 0 0 0																		
<b>Tim Laker, R</b> (8, 2) OBP: 0.292, SLG: 0.322																												
<b>Ben Broussard, L</b> (1, 3) OBP: 0.377, SLG: 0.433			4-1 1B FC4-6 BB		1-2 FC3-6 HR		0-0 G4-3 G3 1B	0-0 S 1B		3 2 2 0 1 0 1																		
<b>Casey Blake, R</b> (1, 5) OBP: 0.349, SLG: 0.459			0-1 F8		1-1 1-H HR		3-2 G3	3-1 F8		4 1 1 2 0 0 3																		
<b>Jody Gerut, L</b> (1, 9) OBP: 0.337, SLG: 0.405			3-2 FC4-6 1B		0-2 G3		2-2 G4-3		2-2 2B G5-3 1B	4 1 2 0 0 0 1																		
<b>Ronnie Belliard, R</b> (1, 4) OBP: 0.369, SLG: 0.421			2-2 FC4-6		0-0 G6-3		2-2 G5-3		2-2 SAFE 1-3 2B	4 0 1 1 0 0 2																		
<b>24 Grady Sizemore, L</b> (1, 8) OBP: 0.426, SLG: 0.526			2-3 K		3-3 K			1-1 G1-3	1-3 K	4 0 0 0 0 3 3																		
<b>Inning Stats</b>	R: 0 E: 0 K: 1 S: 9	H: 0 LOB: 1 BB: 1 P: 17	R: 1 E: 0 K: 1 S: 12	H: 1 LOB: 1 BB: 1 P: 23	R: 0 E: 0 K: 0 S: 9	H: 0 LOB: 0 BB: 0 P: 13	R: 2 E: 0 K: 0 S: 10	H: 1 LOB: 0 BB: 1 P: 16	R: 2 E: 0 K: 1 S: 9	H: 2 LOB: 0 BB: 0 P: 15	R: 0 E: 0 K: 0 S: 12	H: 1 LOB: 1 BB: 0 P: 19	R: 0 E: 0 K: 1 S: 8	H: 0 LOB: 0 BB: 0 P: 13	R: 0 E: 0 K: 0 S: 9	H: 1 LOB: 1 BB: 0 P: 13	R: 1 E: 0 K: 1 S: 16	H: 2 LOB: 2 BB: 1 P: 27	1B: 5 2B: 1 3B: 0 HR: 2	SF: 0 SAC: 0 DP: 0 HBP: 0	WP: 0 PB: 0 SB: 2 CS: 0	PA: 39						
<b>PITCHER</b>	IP WLS BF H R ER SO BB IBB HBP BLK WP HR S P ERA WHIP																											
<b>Miguel Batista, R</b> (1, 1) ERA: 4.08	7.0		29	5	5	5	4	3	0	0	0	0	0	2	69	116	6.43	1.143										
<b>Justin Speier, R</b> (8, 1) ERA: 4.81	1.0	W	4	1	0	0	0	0	0	0	0	0	0	0	9	13	0.00	1.000										
<b>54 Jason Frasor, R</b> (9, 1) ERA: 2.23	1.0	S	6	2	1	1	1	1	0	0	0	0	0	0	16	27	9.00	3.000										

**Cleveland Indians @ Toronto Blue Jays**  
**SkyDome, Toronto, ON**  
 Tue Aug 03 2004, 7:05 PM EDT  
 Att. 15,025 - Sunny - 84 F

[livebaseballscorecards.com](http://livebaseballscorecards.com)

**AB 35**  
**R 6**  
**H 8**  
**RBI 6**  
**BB 4**  
**SO 5**  
**LOB 15**



Batter	1	2	3	4	5	6	7	8	9	AB	R	H	RBI	BB	SO	LOB				
<b>Chris Gomez, R</b> OBP: 0.349, SLG: 0.352 (1, 6)	2-2 P6		1-0 F9		0-0 E9 15 WP 1B		1-0 F9	0-1 1B		5	0	2	1	0	0	1				
<b>Eric Hinske, L</b> OBP: 0.324, SLG: 0.397 (1, 5)	2-3 K		0-0 F9		0-3 K		1-1 F9	1-3 K		5	0	0	0	0	3	5				
<b>15 Alex Rios, R</b> OBP: 0.351, SLG: 0.436 (1, 9)	3-2 2B		0-0 G1-3		2-3 K			HR 1B		5	1	2	0	0	1	4				
<b>Carlos Delgado, L</b> OBP: 0.323, SLG: 0.446 (1, 3)	2-2 K			0-1 F8		4-2 BB 10 L4-3		3-1 HR		3	1	1	2	1	1	1				
<b>10 Vernon Wells, R</b> OBP: 0.351, SLG: 0.477 (1, 8)		0-1 G5-3 1B 2B		0-1 G5-3		1-2 L4-3 BB		2-2 WP FC6-2 1B		4	1	2	0	0	0	1				
<b>Frank Catalanotto, L</b> OBP: 0.360, SLG: 0.426 (1, 10) <b>Chris Woodward, R</b> OBP: 0.295, SLG: 0.401 (8, PR)		2-1 F7		3-2 F7		4-2 BB		4-1 FC6-2 BB BB		2	0	0	0	2	0	1				
<b>9 Gregg Zaun, S</b> OBP: 0.389, SLG: 0.414 (1, 2)		0-1 G5-3 2B 2-3			1-1 HR		3-3 K	4-2 BB FC6-2 1B IBB 1-2 2-3		3	2	1	1	1	1	2				
<b>Dave Berg, R</b> OBP: 0.288, SLG: 0.333 (1, 7) <b>3 Reed Johnson, R</b> OBP: 0.329, SLG: 0.385 (9, 7)		3-2 1B		2-2 E 2B			2-2 E8 F9 1B	1-1 FC6-2 1B BB 1-2 2-3 3-H		4	1	3	1	0	0	3				
<b>Orlando Hudson, S</b> OBP: 0.334, SLG: 0.403 (1, 4) <b>Frank Menechino, R</b> OBP: 0.382, SLG: 0.456 (8, PH) (9, 4)		2-3 K		2-0 P5			3-3 K	4-2 BB 1-2 2-3 3-H		3	0	0	0	0	2	3				
<b>Inning Stats</b>	R: 0 E: 0 K: 2 S: 14	H: 1 LOB: 1 BB: 0 P: 23	R: 1 E: 0 K: 1 S: 13	H: 2 LOB: 1 BB: 0 P: 20	R: 0 E: 0 K: 0 S: 3	H: 0 LOB: 0 BB: 0 P: 4	R: 0 E: 0 K: 0 S: 10	H: 0 LOB: 0 BB: 0 P: 13	R: 2 E: 1 K: 2 S: 21	H: 3 LOB: 1 BB: 0 P: 28	R: 0 E: 0 K: 1 S: 15	H: 0 LOB: 1 BB: 2 P: 27	R: 0 E: 1 K: 1 S: 16	H: 1 LOB: 1 BB: 0 P: 23	R: 4 E: 0 K: 1 S: 32	H: 4 LOB: 3 BB: 3 P: 55	1B: 6 2B: 4 3B: 0 HR: 2	SF: 0 SAC: 0 DP: 1 HBP: 0	WP: 2 PB: 0 SB: 0 CS: 0	PA: 39

**BOTTOM**

**Cleveland Indians @ Toronto Blue Jays**  
**SkyDome, Toronto, ON**  
 Tue Aug 03 2004, 7:05 PM EDT  
 Att: 15,025 - Sunny - 84 F

livebaseballscores.com

<b>AB</b>	<b>34</b>
<b>R</b>	<b>7</b>
<b>H</b>	<b>11</b>
<b>RBI</b>	<b>6</b>
<b>BB</b>	<b>5</b>
<b>SO</b>	<b>8</b>
<b>LOB</b>	<b>21</b>



PITCHER	IP	WLS	BF	H	R	ER	SO	BB	IBB	HBP	BLK	WP	HR	S	P	ERA	WHIP
<b>Scott Elarton, R</b> ERA: 7.47 (1, 1)	5.2		24	6	3	3	5	2	0	0	0	1	1	70	106	4.76	1.412
<b>Bob Howry, R</b> ERA: 1.31 (6, 1)	1.1	H	5	1	0	0	2	0	0	0	0	0	0	22	32	0.00	0.750
<b>63 Rafael Betancourt, R</b> ERA: 4.43 (8, 1)	0.0	L	5	3	4	4	0	1	1	0	0	1	1	12	26	∞	∞
<b>Rick White, R</b> ERA: 3.47 (8, 1)	1.0		5	1	0	0	1	1	0	0	0	0	0	20	29	0.00	2.000

Batter	1	2	3	4	5	6	7	8	9	AB R H RBI BB SO LOB	TOP											
<b>Matt Lawton, L</b> OBP: 0.364, SLG: 0.445 (1, 7) B X	1-0 FC1-6 1B	0-0			48 2B 1B		0-2 F7		0-1 FC6-2 HR	6 2 3 0 0 0 4												
<b>Coco Crisp, S</b> OBP: 0.318, SLG: 0.420 (1, 8) C X	0-1 FC1-6 48 HR 1-2f	0-1 G6-3			48 2B 41 1B 1B	1-1 48 HR 2B		2-0 G4-3	4-0 HR BB	5 4 2 0 1 0 2												
<b>48 Travis Hafner, L</b> OBP: 0.416, SLG: 0.611 (1, 10) SAFE SAFE B B B B X	2-1 HR 1-H		3-2 FC6-4 1B		41 1B 2B	0-0 HR 2-H		2-0 F7	0-0 SF8	5 3 4 6 0 0 0												
<b>41 Victor Martinez, S</b> OBP: 0.369, SLG: 0.519 (1, 2) B X <b>Tim Laker, R</b> OBP: 0.306, SLG: 0.371 (6, 2) C X	1-0 F8		0-2 P2		2B SF8 1B	0-1 L9		3-2 1B 1B	2-2 HR 1-H 2-H	4 1 1 1 0 0 1 2 1 2 3 0 0 0												
<b>Casey Blake, R</b> OBP: 0.355, SLG: 0.472 (1, 5) C X	0-1 BB 1B		0-2 FC6-4 1-2f		SF8 1B 2B	1-2 3B		0-0 1B	1-1 1B	6 1 5 1 0 0 1												
<b>Ben Broussard, L</b> OBP: 0.376, SLG: 0.426 (1, 3) SAFE B B B	4-0 FC6-4 1-2 BB		0-0 L5		G3	4-1 BB		3-2 F8	2-3 K	4 0 0 0 2 1 6												
<b>Ronnie Belliard, R</b> OBP: 0.369, SLG: 0.422 (1, 4) X	0-0 FC6-4 1-2f			0-1 E6 CS	4-0 1B IBB	0-0 G6-4-3 1-2f			0-1 1B 2B	4 1 1 0 1 0 4												
<b>Jody Gerut, L</b> OBP: 0.336, SLG: 0.403 (1, 9) B B B X		2-0 P3		1-1 P5	0-2 SF8		0-0 F9		1-1 2B FC6-2 1B	4 0 1 2 0 0 1												
<b>John McDonald, R</b> OBP: 0.268, SLG: 0.343 (1, 6) C X		2-2 F8		1-3 K2-3 1-2	2-2 1B		0-1 F8		0-1 FC6-2 48 SF8 2B	5 1 2 1 0 1 1												
<b>Inning Stats</b>	R: 2 E: 0 K: 0 S: 9	H: 3 LOB: 2 BB: 1 P: 17	R: 0 E: 0 K: 0 S: 8	H: 1 LOB: 1 BB: 0 P: 12	R: 0 E: 0 K: 0 S: 12	H: 1 LOB: 1 BB: 0 P: 15	R: 0 E: 1 K: 1 S: 12	H: 0 LOB: 0 BB: 0 P: 12	R: 5 E: 0 K: 0 S: 22	H: 6 LOB: 2 BB: 1 P: 32	R: 2 E: 0 K: 0 S: 10	H: 3 LOB: 1 BB: 1 P: 16	R: 0 E: 0 K: 0 S: 6	H: 0 LOB: 0 BB: 0 P: 6	R: 0 E: 0 K: 0 S: 12	H: 2 LOB: 2 BB: 0 P: 22	R: 5 E: 0 K: 1 S: 18	H: 5 LOB: 1 BB: 1 P: 28	1B: 11 2B: 6 3B: 1 HR: 3	SF: 2 SAC: 0 DP: 1 HBP: 0	WP: 0 PB: 0 SB: 0 CS: 1	PA: 51
<b>PITCHER</b>	IP WLS BF H R ER SO BB IBB HBP BLK WP HR S P ERA WHIP																					
<b>Josh Towers, R</b> ERA: 4.83 (1, 1)	4.1 L 25 10 7 7 1 1 1 0 0 0 0 1 53 75 14.54 2.538																					
<b>Justin Miller, R</b> ERA: 4.46 (5, 1)	1.2 9 4 2 2 0 1 0 0 0 0 0 1 20 29 10.80 3.000																					
<b>Kerry Ligtenberg, R</b> ERA: 5.63 (7, 1)	2.0 8 2 0 0 0 0 0 0 0 0 0 0 18 28 0.00 1.000																					
<b>Kevin Frederick, R</b> ERA: 9.0 (9, 1)	1.0 9 5 5 5 1 1 0 0 0 0 0 1 18 28 45.00 6.000																					

**Cleveland Indians @ Toronto Blue Jays**  
**SkyDome, Toronto, ON**  
 Wed Aug 04 2004, 7:05 PM EDT  
 Att. 15,675 - Cloudy - 73 F

AB	45
R	14
H	21
RBI	14
BB	4
SO	2
LOB	20



WP: 0	PA: 51
PB: 0	
SB: 0	
CS: 1	

PITCHER	IP	WLS	BF	H	R	ER	SO	BB	IBB	HBP	BLK	WP	HR	S	P	ERA	WHIP
Josh Towers, R	4.1	L	25	10	7	7	1	1	1	0	0	0	1	53	75	14.54	2.538
Justin Miller, R	1.2		9	4	2	2	0	1	0	0	0	0	1	20	29	10.80	3.000
Kerry Ligtenberg, R	2.0		8	2	0	0	0	0	0	0	0	0	0	18	28	0.00	1.000
Kevin Frederick, R	1.0		9	5	5	5	1	1	0	0	0	0	1	18	28	45.00	6.000



Batter	1	2	3	4	5	6	7	8	9	AB R H RBI BB SO LOB
Chris Gomez, R OBP: 0.347, SLG: 0.349 (1, 6)	G4-3		1B		FC5-4	K			G4-3	5 0 1 0 0 1 2
Eric Hinske, L OBP: 0.327, SLG: 0.398 (1, 5)	G1		1B		1B			G6-3	BB	4 0 2 1 1 0 0
15 Alex Rios, R OBP: 0.348, SLG: 0.428 (1, 9)	K		G4-6-3		G4-6-3			BB	G1-3	4 0 0 0 1 1 5
Carlos Delgado, L OBP: 0.322, SLG: 0.441 (1, 3)		P5		BB	10 1B			G4-3	K	3 0 0 0 1 1 1
10 Vernon Wells, R OBP: 0.352, SLG: 0.478 (1, 8)		G4-3		BB	9 1B			FC6-4		4 1 2 0 0 0 1
Frank Catalanotto, L OBP: 0.363, SLG: 0.427 (1, 10)		BB		BB	F7			HR	P6	4 1 2 0 0 0 2
9 Gregg Zaun, S OBP: 0.390, SLG: 0.417 (1, 2)		BB		BB	G5-4-3			HR	P3	3 1 1 1 1 0 2
Dave Berg, R OBP: 0.294, SLG: 0.360 (1, 7)		K		BB	FC5-4			HR	F7	4 2 2 3 0 1 2
Orlando Hudson, S OBP: 0.333, SLG: 0.401 (1, 4)			G1-6-3		1B			G4-3	G2-3	4 0 1 0 0 0 0

Inning Stats	R: 0	H: 0	E: 0	K: 1	S: 10	LOB: 0	BB: 0	P: 11	R: 0	H: 1	E: 0	K: 1	S: 11	LOB: 2	BB: 1	P: 23	R: 0	H: 2	E: 0	K: 0	S: 6	LOB: 1	BB: 0	P: 13	R: 0	H: 1	E: 0	K: 0	S: 7	LOB: 1	BB: 1	P: 16	R: 1	H: 3	E: 0	K: 0	S: 8	LOB: 1	BB: 0	P: 10	R: 4	H: 4	E: 0	K: 1	S: 18	LOB: 0	BB: 0	P: 30	R: 0	H: 0	E: 0	K: 1	S: 11	LOB: 1	BB: 1	P: 17	R: 0	H: 0	E: 0	K: 0	S: 9	LOB: 0	BB: 0	P: 14	R: 0	H: 0	E: 0	K: 0	S: 11	LOB: 1	BB: 1	P: 21	1B: 9	SF: 0	2B: 1	SAC: 0	3B: 0	DP: 3	HR: 1	HBP: 0	WP: 0	PA: 39
--------------	------	------	------	------	-------	--------	-------	-------	------	------	------	------	-------	--------	-------	-------	------	------	------	------	------	--------	-------	-------	------	------	------	------	------	--------	-------	-------	------	------	------	------	------	--------	-------	-------	------	------	------	------	-------	--------	-------	-------	------	------	------	------	-------	--------	-------	-------	------	------	------	------	------	--------	-------	-------	------	------	------	------	-------	--------	-------	-------	-------	-------	-------	--------	-------	-------	-------	--------	-------	--------


PITCHER	IP	WLS	BF	H	R	ER	SO	BB	IBB	HBP	BLK	WP	HR	S	P	ERA	WHIP
37 Jake Westbrook, R ERA: 3.37 (1, 1)	6.0		28	11	5	5	3	2	0	0	0	0	1	60	103	7.50	2.167
David Riske, R ERA: 4.47 (7, 1)	2.0		7	0	0	0	1	1	0	0	0	0	0	20	31	0.00	0.500
59 Matt Miller, R ERA: 4.81 (9, 1)	1.0		4	0	0	0	0	1	0	0	0	0	0	11	21	0.00	1.000

**BOTTOM**

**Cleveland Indians @ Toronto Blue Jays**  
 SkyDome, Toronto, ON  
 Wed Aug 04 2004, 7:05 PM EDT  
 Att: 15,675 - Cloudy - 73 F

livebaseballscorecards.com

AB	35
R	5
H	11
RBI	5
BB	4
SO	4
LOB	15



Batter	1	2	3	4	5	6	7	8	9	10	AB R H RBI BB SO LOB	TOP																
<b>Matt Lawton, L</b> OBP: 0.365, SLG: 0.450 (1, 7)	4-2 BB 2B BB		2-1 G4-3			0-0 HR	0-0 P5		4-2 1B BB	3-3 K	4 2 1 1 2 1 2																	
<b>Omar Vizquel, S</b> OBP: 0.366, SLG: 0.404 (1, 6)	4-0 2B 1-2 BB		1-2 48 CS 1B			1-3 K		4-1 48 G6-4-3 BB	0-2 1-3 1B		3 0 2 0 2 1 0																	
<b>48 Travis Hafner, L</b> OBP: 0.413, SLG: 0.605 (1, 10)	1-3 K		1-3 K			1-0 G6-3 1B		0-0 G6-4-3 1-2f	1-3 K		5 0 1 0 0 3 6																	
<b>Ben Broussard, L</b> OBP: 0.380, SLG: 0.431 (1, 3)	1-2 F7-5 1-3 2-H 2B			1-0 G3		1-0 G6-3		4-2 BB BB BB		3-2 1B 24 2B 1B	4 1 2 1 1 0 1																	
<b>Casey Blake, R</b> OBP: 0.356, SLG: 0.468 (1, 5)	1-2 F7-5 2-3			1-3 K		4-2 BB		4-0 BB 1-2 BB		0-1 P3	3 0 0 0 2 1 3																	
<b>Jody Gerut, L</b> OBP: 0.336, SLG: 0.402 (1, 9)		0-1 F8		2-3 K		2-0 P2		4-1 BB 1-2 2-3 BB		1-0 BB 1-3 24 2B 1B	4 1 1 0 1 1 2																	
<b>24 Grady Sizemore, L</b> OBP: 0.423, SLG: 0.524 (1, 8)		3-3 K					4-2 G6-3 SH1-3 BB	0-1 F7		3-2 BB 1-H 3-H 1B 2B	4 1 1 2 1 2 3																	
<b>John McDonald, R</b> OBP: 0.280, SLG: 0.394 (1, 4)		2-2 HR				2-2 F9		0-0 SH1-3		1-2 F9	4 1 2 2 0 0 0																	
<b>Tim Laker, R</b> OBP: 0.291, SLG: 0.351 (1, 2)		0-1 G6-3				2-1 G6-3		0-0 G6-3		2-3 K	5 0 0 0 0 2 2																	
<b>Inning Stats</b>	R: 1 E: 0 K: 1 S: 11	H: 1 LOB: 1 BB: 2 P: 22	R: 1 E: 0 K: 1 S: 10	H: 1 LOB: 0 BB: 0 P: 15	R: 0 E: 0 K: 1 S: 8	H: 1 LOB: 0 BB: 0 P: 12	R: 0 E: 0 K: 2 S: 7	H: 0 LOB: 0 BB: 0 P: 11	R: 0 E: 0 K: 1 S: 11	H: 0 LOB: 0 BB: 0 P: 18	R: 1 E: 0 K: 1 S: 9	H: 2 LOB: 2 BB: 1 P: 18	R: 0 E: 0 K: 0 S: 5	H: 0 LOB: 1 BB: 1 P: 9	R: 0 E: 0 K: 0 S: 8	H: 0 LOB: 3 BB: 4 P: 24	R: 0 E: 0 K: 2 S: 16	H: 1 LOB: 2 BB: 1 P: 24	R: 3 E: 0 K: 2 S: 19	H: 4 LOB: 1 BB: 0 P: 29	1B: 6 2B: 3 3B: 0 HR: 2	SF: 0 SAC: 1 DP: 2 HBP: 0	WP: 0 PB: 0 SB: 0 CS: 1	PA: 46				
<b>PITCHER</b>	IP WLS BF H R ER SO BB IBB HBP BLK WP HR S P ERA WHIP												<b>PITCHER</b>	IP WLS BF H R ER SO BB IBB HBP BLK WP HR S P ERA WHIP														
<b>Dave Bush, R</b> ERA: 3.79 (1, 1)	6.0	24	5	3	3	7	3	0	0	0	0	0	0	56	96	4.50	1.333											
<b>Justin Speier, R</b> ERA: 4.7 (7, 1)	1.0	4	0	0	0	0	1	0	0	0	0	0	0	5	9	0.00	1.000											
<b>Vinnie Chulk, R</b> ERA: 2.83 (8, 1)	1.0	6	0	0	0	0	4	0	0	0	0	0	0	8	24	0.00	4.000											
<b>54 Jason Frasor, R</b> ERA: 2.19 (9, 1)	1.0	5	1	0	0	2	1	0	0	0	0	0	0	16	24	0.00	2.000											
<b>Kerry Ligtenberg, R</b> ERA: 6.18 (10, 1)	1.0	L 7	4	3	3	2	0	0	0	0	0	0	0	19	29	27.00	4.000											

**Cleveland Indians @ Toronto Blue Jays**  
**SkyDome, Toronto, ON**  
 Thu Aug 05 2004, 12:35 PM EDT  
 Att: 30,037 - Cloudy - 64 F

livebaseballscorecards.com

**AB 36**  
**R 6**  
**H 10**  
**RBI 6**  
**BB 9**  
**SO 11**  
**LOB 19**



Batter	1	2	3	4	5	6	7	8	9	10	AB R H RBI BB SO LOB
Frank Menechino, R OBP: 0.380, SLG: 0.467 Frank Catalanotto, L OBP: 0.361, SLG: 0.425 Orlando Hudson, S OBP: 0.333, SLG: 0.401	2-2 HR	2-3 K		0-2 P4		1-0 G5-3			1-3 K		4 1 1 1 0 1 3 1 0 0 0 0 1 0 0 0 0 0 0 0 0
Eric Hinske, L OBP: 0.326, SLG: 0.394	0-0 P3	1-3 K		1-2 G3			3-2 G4-3		4-0 15 CS BB		4 0 0 0 1 1 3
15 Alex Rios, R OBP: 0.341, SLG: 0.419	2-1 F8		1-1 G6-3		1-1 G4-3		0-1 F9		1-2 SAFE G4-3 1-2		5 0 0 0 0 0 1
Carlos Delgado, L OBP: 0.326, SLG: 0.440	3-1 1B		4-0 10 2B SF8 BB		3-3 K		4-0 10 1B BB		3-3 K		3 1 1 0 2 2 0
10 Vernon Wells, R OBP: 0.358, SLG: 0.484	2-3 K		2-1 SAFE 2B		4-0 1B BB		3-1 1-2 1B		2-0 DI 1B		4 0 3 0 1 1 1
Chris Gomez, R OBP: 0.344, SLG: 0.348		2-1 F7	3-2 SF8		1-0 SAFE SAFE 1B		1-1 F9		3-2 G6-3 1-2		4 0 1 1 0 0 3
3 Reed Johnson, R OBP: 0.329, SLG: 0.386		2-2 1B 2B	1-2 G4-3		1-3 K		1-3 K		1-3 K		4 1 1 0 1 2 3
Chris Woodward, R OBP: 0.293, SLG: 0.393 9 Gregg Zaun, S OBP: 0.389, SLG: 0.416		4-0 1B BB		1-2 F9		2-0 F9		0-3 K	2-1 P4		3 0 0 0 1 1 0 1 0 0 0 0 0 2
Kevin Cash, R OBP: 0.267, SLG: 0.325		2-1 1-2 2-H 1B		0-2 1B		0-2 G4-3		3-3 K			4 0 2 1 0 1 0

Inning Stats	R: 1 E: 0 K: 1 S: 11	H: 2 LOB: 1 BB: 0 P: 20	R: 1 E: 0 K: 2 S: 14	H: 2 LOB: 2 BB: 1 P: 27	R: 1 E: 0 K: 0 S: 10	H: 1 LOB: 1 BB: 1 P: 21	R: 0 E: 0 K: 0 S: 14	H: 1 LOB: 1 BB: 0 P: 16	R: 0 E: 0 K: 2 S: 9	H: 1 LOB: 2 BB: 1 P: 19	R: 0 E: 0 K: 0 S: 5	H: 0 LOB: 0 BB: 0 P: 8	R: 0 E: 0 K: 0 S: 9	H: 1 LOB: 2 BB: 1 P: 20	R: 0 E: 0 K: 3 S: 11	H: 0 LOB: 0 BB: 0 P: 15	R: 0 E: 0 K: 1 S: 6	H: 0 LOB: 0 BB: 1 P: 12	R: 0 E: 0 K: 1 S: 12	H: 1 LOB: 2 BB: 1 P: 24	1B: 6 2B: 2 3B: 0 HR: 1	SF: 1 SAC: 0 DP: 0 HBP: 0	WP: 0 PB: 0 SB: 1 CS: 1	PA: 44
--------------	-------------------------------	----------------------------------	-------------------------------	----------------------------------	-------------------------------	----------------------------------	-------------------------------	----------------------------------	------------------------------	----------------------------------	------------------------------	---------------------------------	------------------------------	----------------------------------	-------------------------------	----------------------------------	------------------------------	----------------------------------	-------------------------------	----------------------------------	----------------------------------	------------------------------------	----------------------------------	--------


PITCHER	IP	WLS	BF	H	R	ER	SO	BB	IBB	HBP	BLK	WP	HR	S	P	ERA	WHIP
Chad Durbin, R ERA: 7.08	5.0		25	7	3	3	5	3	0	0	0	0	1	58	103	5.40	2.000
Rick White, R ERA: 3.38	1.2		7	1	0	0	0	1	0	0	0	0	0	12	25	0.00	1.200
Bob Howry, R ERA: 1.23	1.1		4	0	0	0	3	0	0	0	0	0	0	13	18	0.00	0.000
63 Rafael Betancourt, R ERA: 4.34	1.0	W	3	0	0	0	1	1	0	0	0	0	0	6	12	0.00	1.000
Bob Wickman, R ERA: 3.6	1.0	S	5	1	0	0	1	1	0	0	0	0	0	12	24	0.00	2.000

**BOTTOM**

**Cleveland Indians @ Toronto Blue Jays**  
 SkyDome, Toronto, ON  
 Thu Aug 05 2004, 12:35 PM EDT  
 Att. 30,037 - Cloudy - 64 F

livebaseballscorecards.com

AB	37
R	3
H	9
RBI	3
BB	6
SO	10
LOB	16



Batter	1	2	3	4	5	6	7	8	9	AB R H RBI BB SO LOB	TOP									
Ronnie Belliard, R (1, 4) OBP: 0.370, SLG: 0.420	3-3 K	2-0 SAFE 1-2 1B			4-0 2B BB		1-1 F7		3-2 L9	4 0 1 0 1 1 0										
Omar Vizquel, S (1, 6) OBP: 0.365, SLG: 0.402	2-2 G6-4-3 1B	2-2 F7			2-2 F7		2-1 E4 PB S			4 0 1 0 0 0 3										
Matt Lawton, L (1, 9) OBP: 0.364, SLG: 0.451	0-0 G6-4-3 1-2f			0-0 G4-3	2-2 SAFE 1-H 2B		2-3 K 1-3			4 0 1 0 0 1 2										
Casey Blake, R (1, 5) OBP: 0.355, SLG: 0.466		0-1 48 1B HR		1-2 G6-3	0-1 G4-3		0-3 K			4 1 1 0 0 1 3										
48 Travis Hafner, L (1, 10) OBP: 0.414, SLG: 0.603		2-2 1-2 HR 1B		0-0 P3		2-1 G4-6-3 1B HBP		1-1 G6-3		3 1 1 0 0 0 0										
Lou Merloni, R (1, 3) OBP: 0.355, SLG: 0.444		2-3 K		0-0 24 G3-1 2B		1-1 G4-6-3 1B		2-2 F8		4 0 2 0 0 1 2										
Ben Broussard, L (8, 3) OBP: 0.380, SLG: 0.431										0 0 0 0 0 0 0										
Coco Crisp, S (1, 7) OBP: 0.318, SLG: 0.428		2-2 1-H 2-H HR		0-0 G6-3	2-0 G4-6-3		2-3 K			4 1 1 3 0 1 3										
24 Grady Sizemore, L (1, 8) OBP: 0.411, SLG: 0.500		0-1 1B 1B		2-2 SAFE G3-1	1-2 L4			0-2 L6		4 0 1 0 0 0 2										
Tim Laker, R (1, 2) OBP: 0.280, SLG: 0.337		2-3 K		2-3 K		1-2 G1-6-3		2-2 G4-3		4 0 0 0 0 2 2										
<b>Inning Stats</b>	R: 0 E: 0 K: 1 S: 7	H: 1 LOB: 0 BB: 0 P: 12	R: 3 E: 0 K: 2 S: 24	H: 5 LOB: 2 BB: 0 P: 36	R: 0 E: 0 K: 0 S: 5	H: 0 LOB: 0 BB: 0 P: 6	R: 0 E: 0 K: 1 S: 10	H: 1 LOB: 1 BB: 0 P: 14	R: 0 E: 0 K: 0 S: 8	H: 1 LOB: 1 BB: 1 P: 16	R: 0 E: 1 K: 2 S: 17	H: 0 LOB: 2 BB: 0 P: 23	R: 0 E: 0 K: 1 S: 8	H: 0 LOB: 0 BB: 0 P: 13	R: 0 E: 0 K: 0 S: 9	H: 0 LOB: 0 BB: 0 P: 14	1B: 6 2B: 2 3B: 0 HR: 1	SF: 0 SAC: 0 DP: 2 HBP: 1	WP: 0 PB: 1 SB: 1 CS: 0	PA: 37
<b>PITCHER</b>	IP WLS BF H R ER SO BB IBB HBP BLK WP HR S P ERA WHIP																			
56 Mark Buehrle, L (1, 1) ERA: 3.83	6.2 L 30 9 3 3 5 1 0 1 0 0 0 1 78 120 4.05 1.500																			
Cliff Politte, R (7, 1) ERA: 4.12	1.0 3 0 0 0 1 0 0 0 0 0 0 0 8 11 0.00 0.000																			
Damaso Marte, L (8, 1) ERA: 3.06	0.2 2 0 0 0 1 0 0 0 0 0 0 0 6 8 0.00 0.000																			
Shingo Takatsu, R (9, 1) ERA: 1.09	0.2 2 0 0 0 0 0 0 0 0 0 0 0 6 11 0.00 0.000																			

Cleveland Indians @ Chicago White Sox  
U.S. Cellular Field, Chicago, IL  
Fri Aug 06 2004, 8:05 PM EDT  
Att: 23,811 - Sunny - 73 F

livebaseballscorecards.com

AB	35
R	3
H	9
RBI	3
BB	1
SO	7
LOB	17



Batter	1	2	3	4	5	6	7	8	9	AB	R	H	RBI	BB	SO	LOB
Aaron Rowand, R OBP: 0.361, SLG: 0.560 (1, 8)	1-0 L5		2-3 K			0-0 SH1-3		1-3 K		3	0	0	0	0	2	1
Roberto Alomar, S OBP: 0.370, SLG: 0.460 (1, 4)	0-3 K2-3			1-1 G5-3		3-2 SF7		2-1 B1-3		3	0	0	1	0	1	0
Carlos Lee, R OBP: 0.359, SLG: 0.504 (1, 7)	3-1 G4-3			1-0 14 G6-4-3 1B		4-2 BB		0-1 F9		3	0	1	0	1	0	0
14 Paul Konerko, R OBP: 0.360, SLG: 0.546 Willie Harris, L OBP: 0.355, SLG: 0.312 (1, 3) (9, PR)		2-3 K		0-1 G6-4-3 1-2f		3-2 SAFE F8		4-2 1B S BB		3	0	0	0	1	1	2
Carl Everett, S OBP: 0.314, SLG: 0.366 (1, 10)		2-2 G1-3			2-3 K		0-2 G5-3		2-2 F7	4	0	0	0	0	1	1
Joe Borchard, S OBP: 0.255, SLG: 0.239 (1, 9)		0-2 G5-3			3-3 K		1-3 K		1-2 1B	4	0	1	0	0	2	0
5 Juan Uribe, R OBP: 0.317, SLG: 0.462 (1, 6)			2-3 K		2-2 1B		2-1 HR			3	1	2	1	0	1	0
24 Joe Crede, R OBP: 0.289, SLG: 0.409 (1, 5)			1-2 F7		1-0 G4-3		0-3 K			3	0	0	0	0	1	1
Jamie Burke, R OBP: 0.377, SLG: 0.458 Timo Perez, L OBP: 0.298, SLG: 0.342 Ben Davis, S OBP: 0.230, SLG: 0.300 (1, 2) (8, PH) (9, 2)			1-2 2B			1-1 PB SH1-3 SF7 1B		1-2 P2		2	1	2	0	0	0	0

Inning Stats	R: 0	H: 0	E: 0	K: 1	S: 7	R: 0	H: 0	E: 0	K: 1	S: 11	R: 0	H: 1	E: 0	K: 2	S: 12	R: 0	H: 1	E: 0	K: 2	S: 13	R: 1	H: 1	E: 0	K: 0	S: 19	R: 1	H: 1	E: 0	K: 2	S: 11	R: 0	H: 0	E: 0	K: 1	S: 11	R: 0	H: 1	E: 0	K: 0	S: 13	1B: 4	SF: 1	2B: 1	3B: 0	HR: 1	WP: 0	PB: 1	SB: 1	CS: 0	PA: 33
--------------	------	------	------	------	------	------	------	------	------	-------	------	------	------	------	-------	------	------	------	------	-------	------	------	------	------	-------	------	------	------	------	-------	------	------	------	------	-------	------	------	------	------	-------	-------	-------	-------	-------	-------	-------	-------	-------	-------	--------

PITCHER	IP	WLS	BF	H	R	ER	SO	BB	IBB	HBP	BLK	WP	HR	S	P	ERA	WHIP
CC Sabathia, L ERA: 3.83 (1, 1)	7.0	W	26	5	2	1	8	1	0	0	0	0	0	78	116	1.29	0.857
Bob Howry, R ERA: 1.17 (8, 1)	1.0	H	3	0	0	0	1	0	0	0	0	0	0	11	15	0.00	0.000
Bob Wickman, R ERA: 3.27 (9, 1)	1.0	S	4	1	0	0	0	1	0	0	0	0	0	13	20	0.00	2.000

BOTTOM

Cleveland Indians @ Chicago White Sox  
U.S. Cellular Field, Chicago, IL

Fri Aug 06 2004, 8:05 PM EDT  
Att. 23,811 - Sunny - 73 F

livebaseballscorecards.com

AB	29
R	2
H	6
RBI	2
BB	2
SO	9
LOB	5



Batter	1	2	3	4	5	6	7	8	9	AB R H RBI BB SO LOB	TOP																
<b>Matt Lawton, L</b> (1, 7) OBP: 0.367, SLG: 0.458	4-1 2B BB		0-0 F7	1-0 F7			3-2 1B		2-0 HR	4 2 2 3 1 0 1																	
<b>Omar Vizquel, S</b> (1, 6) OBP: 0.363, SLG: 0.402	2-2 2B		2-2 G4-3		2-1 F7		2-1 G6-3		3-2 P4	5 1 1 0 0 0 1																	
<b>48 Travis Hafner, L</b> (1, 10) OBP: 0.414, SLG: 0.600	1-0 G1-3		1-1 1B		0-0 1B			1-1 G5-3	1-1 G1-3	5 0 2 0 0 0 2																	
<b>Casey Blake, R</b> (1, 5) OBP: 0.356, SLG: 0.469	3-2 2B		0-1 1B		1-0 1B			2-3 K		4 0 2 2 0 1 1																	
<b>Ben Broussard, L</b> (1, 3) OBP: 0.378, SLG: 0.428	1-2 F8		3-1 F8			0-0 G1-3		2-1 1B		4 0 1 0 0 0 3																	
<b>Ronnie Belliard, R</b> (1, 4) OBP: 0.369, SLG: 0.421	3-3 K			0-1 1B FC6-4		1-1 G5-3		0-3 K		4 1 1 0 0 2 2																	
<b>Coco Crisp, S</b> (1, 8) OBP: 0.320, SLG: 0.429		1-2 F8		0-0 1B FC6-4		1-3 K		3-1 1B FC4-6		4 0 2 0 0 1 0																	
<b>Jody Gerut, L</b> (1, 9) OBP: 0.336, SLG: 0.400		3-2 F8		0-0 FC6-4 WP		1-1 1B G5-4-3		2-2 FC4-6 24 1B HR		4 1 1 1 0 0 2																	
<b>Tim Laker, R</b> (1, 2) OBP: 0.273, SLG: 0.327		1-3 K		2-1 G6-3		0-0 G5-4-3		1-1 1B HR		3 0 0 0 0 1 2																	
<b>24 Grady Sizemore, L</b> (9, PH) OBP: 0.421, SLG: 0.511										1 1 1 0 0 0 0																	
<b>41 Victor Martinez, S</b> (9, 2) OBP: 0.369, SLG: 0.519										0 0 0 0 0 0 0																	
<b>Inning Stats</b>	R: 2 E: 0 K: 1 S: 15	H: 2 LOB: 1 BB: 1 P: 29	R: 0 E: 0 K: 1 S: 10	H: 0 LOB: 0 BB: 0 P: 15	R: 0 E: 0 K: 0 S: 10	H: 2 LOB: 2 BB: 0 P: 16	R: 1 E: 0 K: 0 S: 7	H: 2 LOB: 1 BB: 0 P: 10	R: 0 E: 0 K: 0 S: 4	H: 1 LOB: 0 BB: 0 P: 7	R: 0 E: 0 K: 1 S: 6	H: 0 LOB: 0 BB: 0 P: 8	R: 0 E: 0 K: 0 S: 8	H: 2 LOB: 1 BB: 0 P: 14	R: 0 E: 0 K: 2 S: 11	H: 1 LOB: 1 BB: 0 P: 16	R: 3 E: 0 K: 0 S: 15	H: 3 LOB: 0 BB: 0 P: 27	1B: 9 2B: 3 3B: 0 HR: 1	SF: 0 SAC: 0 DP: 2 HBP: 0	WP: 1 PB: 1 SB: 0 CS: 0	PA: 39					
<b>PITCHER</b>	IP WLS BF H R ER SO BB IBB HBP BLK WP HR S P ERA WHIP																										
<b>Freddy Garcia, R</b> (1, 1) ERA: 3.37	7.0		29	9	3	3	3	1	0	0	0	1	0	60	99	3.86	1.429										
<b>Damaso Marte, L</b> (8, 1) ERA: 3.02	0.2	H	3	1	0	0	1	0	0	0	0	0	0	8	13	0.00	1.500										
<b>Cliff Politte, R</b> (8, 1) ERA: 4.08	0.1	H	1	0	0	0	1	0	0	0	0	0	0	3	3	0.00	0.000										
<b>Shingo Takatsu, R</b> (9, 1) ERA: 1.7	1.0	L	6	3	3	3	0	0	0	0	0	0	1	15	27	27.00	3.000										

Cleveland Indians @ Chicago White Sox  
U.S. Cellular Field, Chicago, IL

Sat Aug 07 2004, 7:05 PM EDT  
Att. 32,790 - Unknown - 75 F

AB	38
R	6
H	13
RBI	6
BB	1
SO	5
LOB	14



Batter	1	2	3	4	5	6	7	8	9	AB	R	H	RBI	BB	SO	LOB
Aaron Rowand, R OBP: 0.359, SLG: 0.554 (1, 8)	0-0 F9		1-3 K			4-2 HR BB	0-1 G6-3			3	1	0	0	1	1	0
Roberto Alomar, S OBP: 0.374, SLG: 0.487 (1, 4)	0-1 1B		2-3 K			0-0 HR	0-2 F7			4	1	2	3	0	1	0
Carlos Lee, R OBP: 0.357, SLG: 0.500 (1, 7)	1-1 F8			1-1 L5		1-1 P6		0-1 P6		3	0	0	0	0	0	1
Timo Perez, L OBP: 0.297, SLG: 0.340 (8, PH) (9, 7)										1	0	0	0	0	0	0
14 Paul Konerko, R OBP: 0.359, SLG: 0.546 (1, 3)	3-3 K			1-2 P3		1-2 G6-3		1-1 2B		4	0	1	0	0	1	1
Ross Gload, L OBP: 0.324, SLG: 0.365 (8, PR) (9, 3)										0	0	0	0	0	0	0
Carl Everett, S OBP: 0.317, SLG: 0.371 (1, 10)		3-1 F9		0-1 G5-3		0-0 5 HR 2B		4-0 5 G6-4-3 IBB		3	1	1	0	1	0	0
5 Juan Uribe, R OBP: 0.317, SLG: 0.469 (1, 5)		1-0 F9			1-3 K	2-2 HR		1-0 G6-4-3		4	1	1	2	0	1	2
Joe Borchart, S OBP: 0.291, SLG: 0.265 (1, 9)		3-1 1B		2-2 L3 1B		4-2 BB				3	0	2	0	1	0	0
Jose Valentin, S OBP: 0.294, SLG: 0.512 (1, 6)		0-0 F8		2-2 L3		0-3 K				4	0	0	0	0	1	3
Ben Davis, S OBP: 0.231, SLG: 0.297 (1, 2)			2-1 L4			1-1 HR BB 1B				4	1	1	0	0	2	0

Inning Stats	R: 0	H: 1	E: 0	LOB: 1	K: 1	S: 8	P: 12	R: 0	H: 1	E: 0	LOB: 1	K: 0	S: 6	P: 13	R: 0	H: 0	E: 0	LOB: 0	K: 2	S: 11	R: 0	H: 0	E: 0	LOB: 0	K: 0	S: 7	R: 0	H: 1	E: 0	LOB: 0	K: 1	S: 11	R: 5	H: 4	E: 0	LOB: 1	K: 1	S: 22	R: 0	H: 0	E: 0	LOB: 0	K: 1	S: 9	R: 0	H: 1	E: 0	LOB: 1	K: 0	S: 5	R: 0	H: 0	E: 0	LOB: 0	K: 1	S: 6	R: 0	H: 0	E: 0	LOB: 0	K: 1	S: 6	1B: 4	2B: 3	3B: 0	HR: 2	SF: 0	SAC: 0	DP: 2	HBP: 0	WP: 0	PA: 36
--------------	------	------	------	--------	------	------	-------	------	------	------	--------	------	------	-------	------	------	------	--------	------	-------	------	------	------	--------	------	------	------	------	------	--------	------	-------	------	------	------	--------	------	-------	------	------	------	--------	------	------	------	------	------	--------	------	------	------	------	------	--------	------	------	------	------	------	--------	------	------	-------	-------	-------	-------	-------	--------	-------	--------	-------	--------

PITCHER	IP	WLS	BF	H	R	ER	SO	BB	IBB	HBP	BLK	WP	HR	S	P	ERA	WHIP
31 Cliff Lee, L ERA: 4.77 (1, 1)	6.0		26	7	5	5	5	2	0	0	0	0	2	65	101	7.50	1.500
David Riske, R ERA: 4.39 (7, 1)	1.0		3	0	0	0	1	0	0	0	0	0	0	9	9	0.00	0.000
59 Matt Miller, R ERA: 4.67 (8, 1)	1.0	W	4	1	0	0	0	0	1	0	0	0	0	5	11	0.00	1.000
Bob Wickman, R ERA: 3.0 (9, 1)	1.0	S	3	0	0	0	1	0	0	0	0	0	0	6	8	0.00	0.000

BOTTOM

Cleveland Indians @ Chicago White Sox  
U.S. Cellular Field, Chicago, IL

Sat Aug 07 2004, 7:05 PM EDT  
Att: 32,790 - Unknown - 75 F

livebaseballscorecards.com

AB	33
R	5
H	8
RBI	5
BB	3
SO	7
LOB	7



Batter	1	2	3	4	5	6	7	8	9	AB R H RBI BB SO LOB	TOP																			
<b>Matt Lawton, L</b> (1, 9) OBP: 0.364, SLG: 0.454	2-3 K		2-2 F7			1-2 P6		2-1 F8		4 0 0 0 0 1 1																				
<b>Omar Vizquel, S</b> (1, 6) OBP: 0.360, SLG: 0.398	1-1 E3		2-3 K			2-2 F8		1-1 L7		4 0 0 0 0 1 1																				
<b>48 Travis Hafner, L</b> (1, 10) OBP: 0.413, SLG: 0.595	1-3 K			4-1 BB		1-1 G1-3			1-3 K	3 0 0 0 1 2 1																				
<b>41 Victor Martinez, S</b> (1, 2) OBP: 0.368, SLG: 0.525	1-0 CS	1-1 G3		0-0 F8		0-2 G3-1		1-2 HR		4 1 1 1 0 0 1																				
<b>Casey Blake, R</b> (1, 5) OBP: 0.359, SLG: 0.477		3-2 1B		2-3 K		2-1 2B 3B		1-1 1B		4 1 3 0 0 1 1																				
<b>Ben Broussard, L</b> (1, 3) OBP: 0.378, SLG: 0.431		1-0 L5		2-0 G4-3		0-0 1B 2B		2-2 K		3 0 1 1 0 0 2																				
<b>Lou Merloni, R</b> (9, PH) OBP: 0.355, SLG: 0.444								1-1 K		0 0 0 0 0 0 0																				
<b>Jody Gerut, L</b> (9, PH) OBP: 0.335, SLG: 0.399								1-1 K		1 0 0 0 0 1 1																				
<b>John McDonald, R</b> (9, 5) OBP: 0.280, SLG: 0.394								1-1 K		0 0 0 0 0 0 0																				
<b>Ronnie Belliard, R</b> (1, 4) OBP: 0.370, SLG: 0.420		0-3 K			2-1 G5-3		0-0 1B		4-2 BB	3 0 1 0 1 1 1																				
<b>24 Grady Sizemore, L</b> (1, 8) OBP: 0.383, SLG: 0.471			1-0 G6-3		1-3 K		2-3 K		0-0 L8	4 0 0 0 0 2 3																				
<b>Coco Crisp, S</b> (1, 7) OBP: 0.320, SLG: 0.428			0-1 1B		2-3 K			2-3 K		3 0 1 0 0 2 0																				
<b>Inning Stats</b>	R: 0 E: 1 K: 2 S: 8	H: 0 LOB: 0 BB: 0 P: 13	R: 0 E: 0 K: 1 S: 9	H: 1 LOB: 1 BB: 0 P: 14	R: 0 E: 0 K: 1 S: 11	H: 1 LOB: 1 BB: 0 P: 16	R: 0 E: 0 K: 1 S: 6	H: 0 LOB: 1 BB: 1 P: 14	R: 0 E: 0 K: 2 S: 8	H: 0 LOB: 0 BB: 0 P: 13	R: 1 E: 0 K: 1 S: 10	H: 3 LOB: 1 BB: 0 P: 14	R: 0 E: 0 K: 1 S: 7	H: 0 LOB: 0 BB: 0 P: 12	R: 1 E: 0 K: 2 S: 18	H: 2 LOB: 2 BB: 1 P: 27	1B: 4 2B: 1 3B: 1 HR: 1	SF: 0 SAC: 0 DP: 0 HBP: 0	WP: 0 PB: 0 SB: 1 CS: 1	PA: 36										
<b>52 Jose Contreras, R</b> (1, 1) ERA: 5.17	IP: 8.0	WLS: 0	BF: 29	H: 5	R: 1	ER: 1	SO: 9	BB: 1	IBB: 0	HBP: 0	BLK: 0	WP: 0	HR: 0	S: 67	P: 108	ERA: 1.12	WHIP: 0.750													
<b>Damaso Marte, L</b> (9, 1) ERA: 3.18	IP: 0.1	WLS: B	BF: 3	H: 2	R: 1	ER: 1	SO: 1	BB: 0	IBB: 0	HBP: 0	BLK: 0	WP: 0	HR: 1	S: 8	P: 11	ERA: 27.00	WHIP: 6.000													
<b>Shingo Takatsu, R</b> (9, 1) ERA: 1.67	IP: 0.2	WLS: W	BF: 3	H: 0	R: 0	ER: 0	SO: 1	BB: 1	IBB: 0	HBP: 0	BLK: 0	WP: 0	HR: 0	S: 10	P: 16	ERA: 0.00	WHIP: 1.500													
											<b>PITCHER</b>	IP	WLS	BF	H	R	ER	SO	BB	IBB	HBP	BLK	WP	HR	S	P	ERA	WHIP		

**Cleveland Indians @ Chicago White Sox**  
 U.S. Cellular Field, Chicago, IL  
 Sun Aug 08 2004, 3:05 PM EDT  
 Att. 25,897 - Cloudy - 78 F

<b>AB</b>	33
<b>R</b>	2
<b>H</b>	7
<b>RBI</b>	2
<b>BB</b>	2
<b>SO</b>	11
<b>LOB</b>	12






Batter	1	2	3	4	5	6	7	8	9	AB R H RBI BB SO LOB										
<b>Roberto Alomar, S</b> OBP: 0.363, SLG: 0.471 (1, 4) C S B X	1-2 L7 ① C X	0-2 F8 ②			2-3 K2-3 ① C S B F T T C X			0-1 G6-3 ① C X		4 0 0 0 0 1 1										
<b>Aaron Rowand, R</b> OBP: 0.358, SLG: 0.550 (1, 8) C B X	1-1 P4 ② C S B X	2-2 K ③			1-1 G5-3 ② C S B X			0-0 1B ① C X		4 0 1 0 0 1 1										
<b>Carlos Lee, R</b> OBP: 0.356, SLG: 0.498 (1, 10) C F C F C B X	2-2 14 2B 1B ① C X		0-2 F9 ① C S B X		0-3 K ③ C S B X			1-3 K ② 1 SAFE C C C C P P X		4 1 1 0 0 2 1										
<b>14 Paul Konerko, R</b> OBP: 0.362, SLG: 0.548 <b>Ross Gload, L</b> OBP: 0.324, SLG: 0.365 (8, PR) (9, 3) B X	1-0 2B ① 1-H B X		4-2 BB ② B C S B F B		0-0 F7 ① X			4-0 IBB ③ B C S B X		2 0 1 1 2 0 0 0 0 0 0 0 0 0										
<b>Carl Everett, S</b> OBP: 0.318, SLG: 0.367 <b>Joe Borchard, S</b> OBP: 0.286, SLG: 0.260 (1, 7) (8, 9) B B C B	4-1 BB ② B C B B		1-2 F9 ② B 1 SAFE F 1 SAFE S X		1-3 K ② B F T T C X			1-3 K ③ B C S B X		2 0 0 0 1 1 1 1 0 0 0 0 1 2										
<b>Jose Valentin, S</b> OBP: 0.291, SLG: 0.506 (1, 6) B S B D F S	3-3 K ③ B S B D F S		3-2 P3 ③ B S B B B F S		1-0 F8 ③ B X			0-0 P5 ① X		4 0 0 0 0 1 3										
<b>5 Juan Uribe, R</b> OBP: 0.319, SLG: 0.469 (1, 5) B B X		2-0 G6-3 2B 1B ① B X		0-1 CS 1B ① C X			0-2 P4 ① C S B X		4 1 2 0 0 0 0											
<b>Timo Perez, L</b> OBP: 0.296, SLG: 0.338 (1, 9) (8, 7) X		0-0 G6-3 ① X	1-0 P6 ① 1 SAFE SAFE B X		1-0 P6 ① C S B X			1-2 P2 ② C S B X		4 1 1 0 0 0 2										
<b>Ben Davis, S</b> OBP: 0.244, SLG: 0.321 (1, 2) C S B B B X		3-2 2B ② C S B B B X	3-3 K ③ 1 SAFE B B B B B S X		3-3 K ③ 1-2 ③ C S B B B X			2-2 F8 ③ B B B B B X		4 0 2 2 0 1 1										
<b>Inning Stats</b>	R: 1 E: 0 K: 1 S: 16	H: 2 LOB: 2 BB: 1 P: 28	R: 1 E: 0 K: 1 S: 11	H: 2 LOB: 1 BB: 0 P: 18	R: 0 E: 0 K: 0 S: 13	H: 0 LOB: 1 BB: 1 P: 21	R: 0 E: 0 K: 1 S: 7	H: 1 LOB: 1 BB: 0 P: 11	R: 0 E: 0 K: 2 S: 9	H: 0 LOB: 0 BB: 0 P: 12	R: 0 E: 0 K: 0 S: 14	H: 0 LOB: 0 BB: 0 P: 17	R: 0 E: 0 K: 2 S: 10	H: 1 LOB: 2 BB: 1 P: 15	R: 1 E: 0 K: 0 S: 10	H: 2 LOB: 1 BB: 0 P: 15	1B: 6 2B: 3 3B: 0 HR: 0	SF: 0 SAC: 0 DP: 1 HBP: 0	WP: 0 PB: 0 SB: 1 CS: 1	PA: 36
<b>PITCHER</b> Scott Elarton, R ERA: 7.19 David Riske, R ERA: 4.31 63 Rafael Betancourt, R ERA: 4.37	IP WLS BF H R ER SO	WLS BF H R ER SO	WLS BF H R ER SO	WLS BF H R ER SO	WLS BF H R ER SO	WLS BF H R ER SO	WLS BF H R ER SO	WLS BF H R ER SO	WLS BF H R ER SO	WLS BF H R ER SO	WLS BF H R ER SO	WLS BF H R ER SO	WLS BF H R ER SO	WLS BF H R ER SO	WLS BF H R ER SO	WLS BF H R ER SO	WP HR S P	ERA WHIP	ERA WHIP	

**BOTTOM**

**Cleveland Indians @ Chicago White Sox**  
U.S. Cellular Field, Chicago, IL

Sun Aug 08 2004, 3:05 PM EDT  
Att: 25,897 - Cloudy - 78 F

<b>AB</b>	<b>33</b>
<b>R</b>	<b>3</b>
<b>H</b>	<b>8</b>
<b>RBI</b>	<b>3</b>
<b>BB</b>	<b>3</b>
<b>SO</b>	<b>8</b>
<b>LOB</b>	<b>12</b>



livebaseballscorecards.com

Batter	1	2	3	4	5	6	7	8	9	AB R H RBI BB SO LOB	TOP											
<b>Matt Lawton, L</b> (1, 9) OBP: 0.361, SLG: 0.449	1-2 F9		1-1 P6	0-0 F8		4-2 48 1B BB		2-1 G4-3	3-1 P3	5 1 0 0 1 0 1												
<b>Omar Vizquel, S</b> (1, 6) OBP: 0.364, SLG: 0.406	2-2 HR		4-0 48 CI 41 1B BB	4-1 48 F8 BB		2-0 48 1B 1-2 1B		0-1 P6	3-2 P4	4 2 2 1 2 0 1												
<b>48 Travis Hafner, L</b> (1, 10) OBP: 0.413, SLG: 0.602	2-0 HR		3-2 CI BB 41 1B HR	2-1 F8		0-0 1-3 2-H 1B		2-2 G6-3		4 2 2 2 0 0 1												
<b>41 Victor Martinez, S</b> (1, 2) OBP: 0.368, SLG: 0.522	3-3 K		2-1 BB HR 1-2 2-H 1B		1-1 G5-3	3-1 F8			4-1 1B 24 1B BB	4 2 1 1 1 1 2												
<b>Casey Blake, R</b> (1, 5) OBP: 0.362, SLG: 0.484	2-2 L5		4-1 HR 1-2 2-3 BB		0-0 L9		0-0 HR		2-2 24 1B 1-2 1B	4 3 2 1 1 0 0												
<b>Ben Broussard, L</b> (1, 3) OBP: 0.381, SLG: 0.449		3-2 G6-3	0-0 HR 1-H 2-H 3-H		0-1 2B		1-3 K		2-1 24 1B 1-2 2-3 1B	5 2 3 4 0 1 0												
<b>Ronnie Belliard, R</b> (1, 4) OBP: 0.370, SLG: 0.420		1-2 1B	0-1 24 FC3-6 1B		2-1 G5-3		0-0 L9		1-3 K	5 0 2 0 0 1 4	AB 41 R 13 H 16 RBI 12 BB 5 SO 5 LOB 15											
<b>24 Grady Sizemore, L</b> (1, 8) OBP: 0.409, SLG: 0.482		2-3 K	2-1 FC3-6			0-0 G6-4-3 1B		2-2 1B	0-1 1B BLK 1-3 2-H 3-H 1B	5 1 3 2 0 1 2												
<b>Coco Crisp, S</b> (1, 7) OBP: 0.318, SLG: 0.424		2-3 SAFE K	2-2 P4			0-0 G6-4-3 1-2f		2-1 SAFE G4-3	0-2 BLK 2-3 3-H 1B	5 0 1 1 0 1 4												
<b>Inning Stats</b>	R: 2 E: 0 K: 1 S: 15	H: 2 LOB: 0 BB: 0 P: 25	R: 0 E: 0 K: 2 S: 16	H: 1 LOB: 1 BB: 0 P: 24	R: 5 E: 1 K: 0 S: 18	H: 3 LOB: 1 BB: 2 P: 36	R: 0 E: 0 K: 0 S: 4	H: 0 LOB: 1 BB: 1 P: 10	R: 0 E: 0 K: 0 S: 7	H: 1 LOB: 1 BB: 0 P: 10	R: 1 E: 0 K: 0 S: 8	H: 3 LOB: 2 BB: 1 P: 17	R: 1 E: 0 K: 1 S: 10	H: 2 LOB: 1 BB: 0 P: 15	R: 0 E: 0 K: 0 S: 8	H: 0 LOB: 0 BB: 0 P: 12	R: 4 E: 0 K: 1 S: 20	H: 4 LOB: 1 BB: 1 P: 35	1B: 11 2B: 1 3B: 0 HR: 4	SF: 0 SAC: 0 DP: 1 HBP: 0	WP: 0 PB: 0 SB: 0 CS: 0	PA: 47
<b>PITCHER</b>	IP WLS BF H R ER SO BB IBB HBP BLK WP HR S P ERA WHIP																					
<b>Felix Diaz, R</b> (1, 1) ERA: 10.17	2.1 L 16 6 7 6 3 2 0 0 0 0 0 3 43 75 23.14 3.429																					
<b>Neal Cotts, L</b> (3, 1) ERA: 5.45	2.2 9 1 0 0 0 1 0 0 0 0 0 0 17 30 0.00 0.750																					
<b>Jon Adkins, R</b> (6, 1) ERA: 3.38	2.0 11 5 2 2 1 1 0 0 0 0 0 1 18 32 9.00 3.000																					
<b>Cliff Politte, R</b> (8, 1) ERA: 4.83	1.1 9 4 4 4 1 1 0 0 0 0 0 0 23 36 27.00 3.750																					
<b>Michael Jackson, R</b> (9, 1) ERA: 4.89	0.2 2 0 0 0 0 0 0 0 0 1 0 0 5 11 0.00 0.000																					

**Cleveland Indians @ Chicago White Sox**  
 U.S. Cellular Field, Chicago, IL  
 Mon Aug 09 2004, 8:05 PM EDT  
 Att. 31,116 - Cloudy - 83 F

AB	41
R	13
H	16
RBI	12
BB	5
SO	5
LOB	15



WP	0	PA	47
PB	0		
SB	0		
CS	0		

BOTTOM

Cleveland Indians @ Chicago White Sox  
U.S. Cellular Field, Chicago, IL

Mon Aug 09 2004, 8:05 PM EDT  
Att. 31,116 - Cloudy - 83 F

livebaseballscores.com

AB	38
R	11
H	12
RBI	11
BB	3
SO	4
LOB	12



WP:	0	PA:	43
PB:	1		
SB:	0		
CS:	1		

AB R H RBI BB SO LOB

2	0	0	0	0	0	0
2	2	2	1	1	0	0
5	1	1	1	0	2	4
5	2	3	2	0	0	2
4	1	1	1	1	1	2
5	1	2	2	0	0	1
5	2	2	4	0	0	2
4	0	0	0	0	0	1
3	1	0	0	1	0	0
2	1	1	0	0	0	0
1	0	0	0	0	1	0

Batter	1	2	3	4	5	6	7	8	9
Roberto Alomar, S OBP: 0.358, SLG: 0.463 Willie Harris, L OBP: 0.361, SLG: 0.317 (1, 4) (6, PH) (7, 4)	1-1 G1-3 ①			2-1 L6 ①		0-1 14 1B 1B 1-2 3-H 1B	4-2 BB 1-2		3-2 2B 1B
Aaron Rowand, R OBP: 0.355, SLG: 0.547 (1, 8)	0-1 G5-3 ②			0-3 K ②		0-3 K ①	1-2 P5 ①		0-0 HR 2B 1-H
Carlos Lee, R OBP: 0.358, SLG: 0.506 (1, 7)	0-0 14 CS 1B			0-0 G5-3 ③		1-1 14 1B 1B 1-2 2-3 1B	0-0 F9 ②		0-0 HR 2-H
14 Paul Konerko, R OBP: 0.363, SLG: 0.545 (1, 3) 1 SAFE 1 SAFE	1-1 CS 1-2 ③	1-0 L9 ①		0-3 K ①		2-1 1B HR 1B 1-2 2-3 3-H 1B	1-2 L7 ③		4-0 PB BB ②
Carl Everett, S OBP: 0.319, SLG: 0.368 (1, 10)		1-1 G4-3 ②		2-1 1B ②		2-2 HR 1B 1-2 2-H 3-H HR		2-2 L7 ①	2-2 L8 ②
Jose Valentin, S OBP: 0.293, SLG: 0.522 (1, 6)		0-1 P3 ③		2-0 F7 ②		0-0 HR 1-H 2-H HR		0-0 HR ②	2-0 P4 ③
5 Juan Uribe, R OBP: 0.315, SLG: 0.464 (1, 5)			0-1 G5-3 ①		0-1 G6-3 ③	2-2 L9 ②		1-2 G3 ②	
Timo Perez, L OBP: 0.295, SLG: 0.333 (1, 9)			0-1 F8 ②			1B 1B BB B1-3 ③		2-2 G1-3 ③	
Sandy Alomar Jr., R OBP: 0.306, SLG: 0.300 Ross Gload, L OBP: 0.321, SLG: 0.362 (1, 2) (9, PH)			1-1 P4 ③			2-1 1B 14 1B 1B 1-3 1B	1-0 F9 BB HBP		2-3 K ①

Inning Stats	R: 0 E: 0 K: 0 S: 6	H: 1 LOB: 0 BB: 0 P: 8	R: 0 E: 0 K: 0 S: 5	H: 0 LOB: 0 BB: 0 P: 7	R: 0 E: 0 K: 0 S: 6	H: 0 LOB: 0 BB: 0 P: 8	R: 0 E: 0 K: 1 S: 10	H: 1 LOB: 1 BB: 0 P: 14	R: 7 E: 0 K: 1 S: 23	H: 6 LOB: 0 BB: 1 P: 39	R: 0 E: 0 K: 0 S: 9	H: 0 LOB: 2 BB: 1 P: 16	R: 1 E: 0 K: 0 S: 13	H: 1 LOB: 0 BB: 0 P: 18	R: 3 E: 0 K: 1 S: 13	H: 3 LOB: 1 BB: 1 P: 26	1B: 8 2B: 1 3B: 0 HR: 3	SF: 0 SAC: 0 DP: 0 HBP: 1
--------------	------------------------------	---------------------------------	------------------------------	---------------------------------	------------------------------	---------------------------------	-------------------------------	----------------------------------	-------------------------------	----------------------------------	------------------------------	----------------------------------	-------------------------------	----------------------------------	-------------------------------	----------------------------------	----------------------------------	------------------------------------

PITCHER	IP	WLS	BF	H	R	ER	SO	BB	IBB	HBP	BLK	WP	HR	S	P	ERA	WHIP
37 Jake Westbrook, R ERA: 3.61 (1, 1)	5.1	W	23	7	6	6	3	1	0	0	0	0	0	50	72	10.12	1.500
David Riske, R ERA: 4.42 (6, 1)	0.2	H	3	1	1	1	0	0	0	0	0	0	1	6	11	13.50	1.500
59 Matt Miller, R ERA: 4.54 (7, 1)	1.0	H	5	0	0	0	0	1	0	1	0	0	0	9	16	0.00	1.000
Bob Howry, R ERA: 1.5 (8, 1)	1.0	H	4	1	1	1	0	0	0	0	0	0	1	13	18	9.00	1.000
Rick White, R ERA: 3.77 (9, 1)	1.0		7	3	3	3	1	1	0	0	0	0	1	13	26	27.00	4.000

PITCHER	IP	WLS	BF	H	R	ER	SO	BB	IBB	HBP	BLK	WP	HR	S	P	ERA	WHIP
37 Jake Westbrook, R ERA: 3.61 (1, 1)	5.1	W	23	7	6	6	3	1	0	0	0	0	0	50	72	10.12	1.500

PITCHER	IP	WLS	BF	H	R	ER	SO	BB	IBB	HBP	BLK	WP	HR	S	P	ERA	WHIP
37 Jake Westbrook, R ERA: 3.61 (1, 1)	5.1	W	23	7	6	6	3	1	0	0	0	0	0	50	72	10.12	1.500

Batter	1	2	3	4	5	6	7	8	9	AB R H RBI BB SO LOB	TOP	
15 Alex Rios, R OBP: 0.332, SLG: 0.408 (1, 9) C B F X	1-2 G4-6-3 1B		2-3 K		1-1 F8			3-1 G6-3		4 0 1 0 0 1 0		
Orlando Hudson, S OBP: 0.338, SLG: 0.405 (1, 4) B SAFE C F F B X	2-2 G4-6-3 1-2f		1-0 3B		3-2 F7			3-2 10 G5-4-3 1B		4 0 2 0 0 0 1		
10 Vernon Wells, R OBP: 0.352, SLG: 0.469 (1, 8) B C S B B B	4-2 BB		3-3 K		1-1 L6			2-1 G5-4-3 1-2f		3 0 0 0 1 1 2		
Carlos Delgado, L OBP: 0.330, SLG: 0.459 (1, 3) F SAFE SAFE	0-3 K		3-3 K		0-0 G3 2B			0-0 P5		4 0 1 0 0 2 1		
Eric Hinske, L OBP: 0.316, SLG: 0.378 (1, 5) B SAFE SAFE	1-2 K		0-1 G2-3		0-1 G3			1-3 K		4 0 0 0 0 2 1		
Frank Catalanotto, L OBP: 0.360, SLG: 0.416 (1, 10) C X	0-1 G3		4-0 9 BB BB		2-1 F8			0-0 G3-1		3 0 0 0 1 0 1		
9 Gregg Zaun, S OBP: 0.385, SLG: 0.408 (1, 2) C X	0-1 1B		4-2 1-2 BB		3-3 K					2 0 1 0 1 1 0		
Gabe Gross, L OBP: 0.286, SLG: 0.538 (1, 7) C B C C B X	1-3 K		3-2 P5		0-2 F7					3 0 0 0 0 1 3		
Chris Woodward, R OBP: 0.288, SLG: 0.380 (1, 6) B X	1-0 F9		0-0 P5		0-0 G4-3					3 0 0 0 0 0 0		
<b>Inning Stats</b>	R: 0 H: 1 E: 0 LOB: 1 K: 1 BB: 1 S: 12 P: 19	R: 0 H: 1 E: 0 LOB: 1 K: 2 BB: 0 S: 10 P: 12	R: 0 H: 1 E: 0 LOB: 1 K: 2 BB: 0 S: 10 P: 17	R: 0 H: 0 E: 0 LOB: 2 K: 1 BB: 2 S: 14 P: 28	R: 0 H: 0 E: 0 LOB: 0 K: 0 BB: 0 S: 6 P: 10	R: 0 H: 1 E: 0 LOB: 1 K: 0 BB: 0 S: 7 P: 10	R: 0 H: 0 E: 0 LOB: 0 K: 1 BB: 0 S: 7 P: 10	R: 0 H: 1 E: 0 LOB: 0 K: 0 BB: 0 S: 7 P: 15	R: 0 H: 0 E: 0 LOB: 0 K: 1 BB: 0 S: 5 P: 6	1B: 3 SF: 0 2B: 1 SAC: 0 3B: 1 DP: 2 HR: 0 HBP: 0	WP: 0 PA: 33 PB: 0 SB: 0 CS: 0	
<b>PITCHER</b> Chad Durbin, R ERA: 5.88 (1, 1) Bob Howry, R ERA: 1.44 (8, 1) Bob Wickman, R ERA: 2.77 (9, 1)	IP WLS BF H R ER SO BB IBB HBP BLK WP HR S P ERA WHIP											<b>PITCHER</b> IP WLS BF H R ER SO BB IBB HBP BLK WP HR S P ERA WHIP

Toronto Blue Jays @ Cleveland Indians  
 Jacobs Field, Cleveland, OH  
 Tue Aug 10 2004, 7:05 PM EDT  
 Att. 19,942 - Cloudy - 75 F

livebaseballscorecards.com

AB	30
R	0
H	5
RBI	0
BB	3
SO	8
LOB	9



Batter	1	2	3	4	5	6	7	8	9	AB R H RBI BB SO LOB
<b>Matt Lawton, L</b> (1, 9) OBP: 0.363, SLG: 0.452	2-2 48 G4-3 2B	2-2 G4-3			0-0 G4-3		3-2 1-3 1B			4 0 2 0 0 0 1
<b>Omar Vizquel, S</b> (1, 6) OBP: 0.361, SLG: 0.402	1-0 P6		0-1 G3-1		2-1 F8		2-3 K			4 0 0 0 0 1 3
<b>48 Travis Hafner, L</b> (1, 10) OBP: 0.410, SLG: 0.596	2-2 G4-3		2-1 F8		3-2 G3			0-2 G6-3		4 0 0 0 0 0 1
<b>41 Victor Martinez, S</b> (1, 2) OBP: 0.365, SLG: 0.516	2-3 K		0-0 G3			0-1 G4-3		0-0 F8		4 0 0 0 0 1 1
<b>Ben Broussard, L</b> (1, 3) OBP: 0.386, SLG: 0.451		3-2 SH3 1B 2B 1B		0-1 1B 1B		2-2 G6-3		4-2 FC6-4 BB		3 1 2 0 1 0 0
<b>Casey Blake, R</b> (1, 5) OBP: 0.361, SLG: 0.482		1-0 SH3 2B 1B		1-3 K		1-3 K		0-1 FC6-4 1-2f		4 1 1 0 0 2 2
<b>Coco Crisp, S</b> (1, 7) OBP: 0.319, SLG: 0.424		0-0 SH3		0-1 1-3 1B			0-1 G4-3			2 0 1 0 0 0 0
<b>Ronnie Belliard, R</b> (1, 4) OBP: 0.372, SLG: 0.424		2-1 2-H 3-H 2B		0-2 P4			1-1 1B 1B			3 0 2 2 0 0 2
<b>24 Grady Sizemore, L</b> (1, 8) OBP: 0.391, SLG: 0.458		3-3 K		0-3 K			1-3 K			3 0 0 0 0 3 4

Inning Stats	R: 0	H: 1	E: 0	LOB: 1	K: 1	S: 11	R: 2	H: 3	E: 0	LOB: 1	K: 1	S: 14	R: 0	H: 0	E: 0	LOB: 0	K: 0	S: 5	R: 0	H: 2	E: 0	LOB: 2	K: 2	S: 14	R: 0	H: 0	E: 0	LOB: 0	K: 1	S: 9	R: 0	H: 2	E: 0	LOB: 2	K: 2	S: 14	R: 0	H: 0	E: 0	LOB: 1	K: 0	S: 8	
	0	1	0	1	1	11	2	3	0	1	1	14	0	0	0	0	0	5	0	2	0	2	2	14	0	0	0	0	0	1	9	0	2	0	2	2	14	0	0	0	1	0	8


PITCHER	IP	WLS	BF	H	R	ER	SO	BB	IBB	HBP	BLK	WP	HR	S	P	ERA	WHIP
<b>Dave Bush, R</b> (1, 1) ERA: 3.59	7.0	L	29	8	2	2	7	0	0	0	0	0	0	73	107	2.57	1.143
<b>Kerry Ligtenberg, R</b> (8, 1) ERA: 5.74	1.0		4	0	0	0	0	1	0	0	0	0	0	8	12	0.00	1.000

**BOTTOM**

**Toronto Blue Jays @ Cleveland Indians**  
 Jacobs Field, Cleveland, OH  
 Tue Aug 10 2004, 7:05 PM EDT  
 Att. 19,942 - Cloudy - 75 F

livebaseballscorecards.com

<b>AB</b>	<b>31</b>
<b>R</b>	<b>2</b>
<b>H</b>	<b>8</b>
<b>RBI</b>	<b>2</b>
<b>BB</b>	<b>1</b>
<b>SO</b>	<b>7</b>
<b>LOB</b>	<b>14</b>



<b>1B:</b> 6	<b>SF:</b> 0	<b>WP:</b> 0	<b>PA:</b> 33
<b>2B:</b> 2	<b>SAC:</b> 1	<b>PB:</b> 0	
<b>3B:</b> 0	<b>DP:</b> 0	<b>SB:</b> 0	
<b>HR:</b> 0	<b>HBP:</b> 0	<b>CS:</b> 0	

Batter	1	2	3	4	5	6	7	8	9	AB R H RBI BB SO LOB	TOP											
3 Reed Johnson, R (1, 7) OBP: 0.324, SLG: 0.379	2-2 G6-3			1-0 G5-3		1-1 1B 1B		1-3 K		4 1 1 0 0 1 1												
Orlando Hudson, S (1, 4) OBP: 0.340, SLG: 0.407	2-3 K			2-3 K		1-2 L9-4-6 1B		1-1 1B		4 0 2 0 0 2 0												
10 Vernon Wells, R (1, 8) OBP: 0.348, SLG: 0.464	2-3 K			2-0 F8		0-2 P6		1-0 F9		4 0 0 0 0 1 4												
Carlos Delgado, L (1, 3) OBP: 0.330, SLG: 0.456		2-3 K			3-1 P6	1-0 1B		2-2 F7		4 0 1 1 0 1 2												
Frank Menechino, R (1, 5) OBP: 0.378, SLG: 0.463		3-2 G6-3			0-0 F8 1B	1-2 L9-4-6 2-2		1-3 K		4 1 1 0 0 1 2												
15 Alex Rios, R (1, 9) OBP: 0.338, SLG: 0.409		0-1 F8			4-1 1B BB		4-2 G1-6-3 BB		2 0 1 0 2 0 0													
Chris Gomez, R (1, 6) OBP: 0.339, SLG: 0.345			2-1 F9		2-1 F8		3-1 G1-6-3		3 0 0 0 0 0 3													
Frank Catalanotto, L (9, PH) OBP: 0.359, SLG: 0.414					2-3		1-2f		1 0 0 0 0 0 1													
Eric Hinske, L (9, PR) OBP: 0.316, SLG: 0.378								1-2	0 0 0 0 0 0 0													
Chris Woodward, R (1, 10) OBP: 0.287, SLG: 0.377			2-1 P3		0-1 1B		1-0 F8		4 0 1 1 0 0 2													
Kevin Cash, R (1, 2) OBP: 0.259, SLG: 0.314					1-2 3-H			2-3 F8														
9 Gregg Zaun, S (8, PH) OBP: 0.385, SLG: 0.407			1-3 K		2-2 F7			2-1 G3		2 0 0 0 0 1 2												
								4-2 1B BB		1 0 0 0 1 0 2												
<b>Inning Stats</b>	R: 0 E: 0 K: 2 S: 12	H: 0 LOB: 0 BB: 0 P: 18	R: 0 E: 0 K: 1 S: 10	H: 0 LOB: 0 BB: 0 P: 15	R: 0 E: 0 K: 1 S: 8	H: 0 LOB: 0 BB: 0 P: 13	R: 0 E: 0 K: 1 S: 5	H: 0 LOB: 0 BB: 0 P: 10	R: 1 E: 0 K: 0 S: 12	H: 2 LOB: 2 BB: 1 P: 23	R: 1 E: 0 K: 0 S: 12	H: 3 LOB: 1 BB: 0 P: 16	R: 0 E: 0 K: 0 S: 7	H: 0 LOB: 0 BB: 1 P: 15	R: 0 E: 0 K: 1 S: 15	H: 1 LOB: 2 BB: 1 P: 24	R: 0 E: 1 K: 1 S: 9	H: 1 LOB: 2 BB: 0 P: 14	1B: 7 2B: 1 3B: 0 HR: 0	SF: 0 SAC: 0 DP: 2 HBP: 0	WP: 0 PB: 0 SB: 0 CS: 0	PA: 36
<b>PITCHER</b>	IP WLS BF H R ER SO BB IBB HBP BLK WP HR S P ERA WHIP																					
CC Sabathia, L (1, 1) ERA: 3.77	7.0 W 26 5 2 2 5 2 0 0 0 0 0 0 66 110 2.57 1.000																					
Bob Howry, R (8, 1) ERA: 1.38	1.0 H 5 1 0 0 1 1 0 0 0 0 0 0 15 24 0.00 2.000																					
Bob Wickman, R (9, 1) ERA: 2.57	1.0 S 5 1 0 0 1 0 0 0 0 0 0 0 9 14 0.00 1.000																					

Toronto Blue Jays @ Cleveland Indians  
 Jacobs Field, Cleveland, OH  
 Wed Aug 11 2004, 7:05 PM EDT  
 Att. 23,696 - Unknown - 74 F

AB	33
R	2
H	7
RBI	2
BB	3
SO	7
LOB	19



WP: 0	PA: 36
-------	--------

ERA	WHIP
-----	------

livebaseballscorecards.com



Batter	1	2	3	4	5	6	7	8	9	AB R H RBI BB SO LOB	TOP															
3 Reed Johnson, R OBP: 0.326, SLG: 0.378 (1, 7)	1-1 B3		0-0 1B 10 BB		2-1 G6-3		4-0 BB			3 1 1 0 1 0 0																
Orlando Hudson, S OBP: 0.339, SLG: 0.414 (1, 4)	3-2 E6 10 WP		0-3 K		3-2 HR		0-1 SAFE F7			4 1 1 1 0 1 2																
10 Vernon Wells, R OBP: 0.347, SLG: 0.460 (1, 8)	2-0 F7		4-2 1B BB		2-1 F9			0-2 G5-3		3 0 0 0 1 0 1																
Carlos Delgado, L OBP: 0.334, SLG: 0.456 (1, 3)	4-2 BB		1-1 1B		4-2 15 FC6-4 BB			2-0 F7		2 0 1 1 2 0 0																
Frank Menechino, R OBP: 0.373, SLG: 0.456 (1, 10) Frank Catalanotto, L OBP: 0.357, SLG: 0.412 (8, PH)	1-3 K		2-2 F9		2-3 K			0-0 F8		3 0 0 0 0 2 5 1 0 0 0 0 0 0																
Eric Hinske, L OBP: 0.313, SLG: 0.374 (1, 5)		2-3 K		2-1 G3-1		1-3 K		2-1 P6		4 0 0 0 0 2 1																
15 Alex Rios, R OBP: 0.333, SLG: 0.402 (1, 9)		2-3 K		0-1 G5-3		0-2 FC6-4 1-2f		1-1 G4-3		4 0 0 0 0 1 1																
Chris Woodward, R OBP: 0.280, SLG: 0.367 (1, 6)		1-2 G1-3		0-3 K2-3			2-1 G4-3		3-2 P4	4 0 0 0 0 1 0																
Kevin Cash, R OBP: 0.254, SLG: 0.308 (1, 2)			2-1 F9		1-3 K		1-1 L6			3 0 0 0 0 1 0																
<b>Inning Stats</b>	R: 0 E: 1 K: 1 S: 12	H: 0 LOB: 2 BB: 1 P: 23	R: 0 E: 0 K: 2 S: 11	H: 0 LOB: 0 BB: 0 P: 16	R: 1 E: 0 K: 1 S: 17	H: 2 LOB: 2 BB: 1 P: 26	R: 0 E: 0 K: 1 S: 7	H: 0 LOB: 0 BB: 0 P: 9	R: 1 E: 0 K: 1 S: 11	H: 1 LOB: 0 BB: 0 P: 19	R: 0 E: 0 K: 2 S: 12	H: 0 LOB: 1 BB: 1 P: 19	R: 0 E: 0 K: 0 S: 6	H: 0 LOB: 1 BB: 1 P: 13	R: 0 E: 0 K: 0 S: 6	H: 0 LOB: 0 BB: 0 P: 8	R: 0 E: 0 K: 0 S: 8	H: 0 LOB: 0 BB: 0 P: 14	1B: 2 2B: 0 3B: 0 HR: 1	SF: 0 SAC: 0 DP: 0 HBP: 0	WP: 1 PB: 0 SB: 0 CS: 0	PA: 35				
<b>PITCHER</b>	IP WLS BF H R ER SO BB IBB HBP BLK WP HR S P ERA WHIP																									
31 Cliff Lee, L ERA: 4.69 (1, 1)	6.0	25	3	2	2	8	3	0	0	0	1	1	70	112	3.00	1.000										
David Riske, R ERA: 4.34 (7, 1)	1.0	W	4	0	0	0	1	0	0	0	0	0	6	13	0.00	1.000										
63 Rafael Betancourt, R ERA: 4.2 (8, 1)	2.0		6	0	0	0	0	0	0	0	0	0	14	22	0.00	0.000										

Toronto Blue Jays @ Cleveland Indians  
 Jacobs Field, Cleveland, OH  
 Thu Aug 12 2004, 7:05 PM EDT  
 Att. 22,734 - Unknown - 65 F

livebaseballscorecards.com

AB	31
R	2
H	3
RBI	2
BB	4
SO	8
LOB	10





Batter	1	2	3	4	5	6	7	8	9
<b>Ronnie Belliard, R</b> OBP: 0.375, SLG: 0.425 (1, 4)	4-0 G4-6-3 BB	0-3 K			3-2 F8		0-1 BB BB BB 1B	4-2 BB	
<b>Coco Crisp, S</b> OBP: 0.323, SLG: 0.431 (1, 7)	3-2 G4-6-3 1-2f		0-0 B5-3		3-2 HR		4-1 BB BB HR BB	0-0 L7	
<b>Matt Lawton, L</b> OBP: 0.366, SLG: 0.456 (1, 9)	4-2 BB BB		4-0 G6-4-3 BB		0-0 G4-3		4-1 BB HR BB		
<b>Casey Blake, R</b> OBP: 0.361, SLG: 0.480 (1, 5)	4-2 1-2 BB		1-2 G6-4-3 1-2f		0-2 F7		4-0 HR BB		
<b>Josh Phelps, R</b> OBP: 0.296, SLG: 0.416 <b>Ben Broussard, L</b> OBP: 0.386, SLG: 0.460 (7, PH) (8, 3)	1-0 F9			1-2 48 1B		0-0 P3	1-1 HR		
<b>48 Travis Hafner, L</b> OBP: 0.413, SLG: 0.592 (1, 10)		4-1 24 1B BB		2-1 1-2 1B		0-3 K	3-3 K		
<b>Tim Laker, R</b> OBP: 0.263, SLG: 0.314 (1, 2)		3-1 P4		1-3 K		1-3 K		2-1 L9	
<b>24 Grady Sizemore, L</b> OBP: 0.377, SLG: 0.431 (1, 8)		2-1 1-2 1B		0-3 K			0-1 F8	3-3 K	
<b>John McDonald, R</b> OBP: 0.278, SLG: 0.400 (1, 6)		0-0 P4		3-2 P6			1-0 F9	1-1 2B	

Inning Stats	R: 0	H: 0	E: 0	K: 0	S: 9	R: 0	H: 1	E: 0	K: 1	S: 9	R: 0	H: 0	E: 0	K: 0	S: 4	R: 0	H: 2	E: 0	K: 2	S: 16	R: 1	H: 1	E: 0	K: 0	S: 15	R: 0	H: 0	E: 0	K: 2	S: 8	R: 5	H: 2	E: 0	K: 1	S: 12	R: 0	H: 1	E: 0	K: 1	S: 11
	LOB: 2	BB: 3				LOB: 2	BB: 1				LOB: 2	BB: 0				LOB: 0	BB: 0				LOB: 0	BB: 0				LOB: 0	BB: 0				LOB: 0	BB: 3				LOB: 2	BB: 1			

PITCHER	IP	WLS	BF	H	R	ER	SO	BB	IBB	HBP	BLK	WP	HR	S	P	ERA	WHIP
<b>Ted Lilly, L</b> ERA: 3.82 (1, 1)	6.2		28	5	2	2	5	5	0	0	0	0	1	66	111	2.70	1.500
<b>Kerry Ligtenberg, R</b> ERA: 6.38 (7, 1)	0.0	L	3	0	0	0	0	3	0	0	0	0	0	2	14	∞	∞
<b>Vinnie Chulk, R</b> ERA: 2.87 (7, 1)	0.1		2	1	4	4	1	0	0	0	0	0	1	5	9	108.00	3.000
<b>54 Jason Frasor, R</b> ERA: 2.45 (8, 1)	1.0		5	1	0	0	1	1	0	0	0	0	0	11	21	0.00	2.000

**BOTTOM**

**Toronto Blue Jays @ Cleveland Indians**  
Jacobs Field, Cleveland, OH

Thu Aug 12 2004, 7:05 PM EDT  
Att: 22,734 - Unknown - 65 F

AB	R	H	RBI	BB	SO	LOB
3	1	1	0	2	1	2
4	2	1	1	1	0	3
1	1	0	0	3	0	0
2	1	0	1	2	0	1
3	0	1	0	0	0	2
1	1	1	4	0	0	0
3	0	1	0	1	2	0
4	0	0	0	0	2	3
4	0	1	0	0	2	2
4	0	1	0	0	0	4

AB	29
R	6
H	7
RBI	6
BB	9
SO	7
LOB	17

**C**

WP	PA
0	38

PITCHER	IP	WLS	BF	H	R	ER	SO	BB	IBB	HBP	BLK	WP	HR	S	P	ERA	WHIP
<b>Ted Lilly, L</b> ERA: 3.82 (1, 1)	6.2		28	5	2	2	5	5	0	0	0	0	1	66	111	2.70	1.500
<b>Kerry Ligtenberg, R</b> ERA: 6.38 (7, 1)	0.0	L	3	0	0	0	0	3	0	0	0	0	0	2	14	∞	∞
<b>Vinnie Chulk, R</b> ERA: 2.87 (7, 1)	0.1		2	1	4	4	1	0	0	0	0	0	1	5	9	108.00	3.000
<b>54 Jason Frasor, R</b> ERA: 2.45 (8, 1)	1.0		5	1	0	0	1	1	0	0	0	0	0	11	21	0.00	2.000

Batter	1	2	3	4	5	6	7	8	9	AB R H RBI BB SO LOB	TOP	
Shannon Stewart, R (1, 7) OBP: 0.379, SLG: 0.419	0-1 F8		1-1 L9		1-0 F8			3-1 1B		4 0 1 0 0 0 0		
Cristian Guzman, S (1, 6) OBP: 0.305, SLG: 0.380	1-3 K		0-0 F7		2-2 G3			0-1 F8		4 0 0 0 0 1 1		
20 Lew Ford, R (1, 10) OBP: 0.387, SLG: 0.484	0-0 1B		1-1 2B			2-2 1B		0-3 K		4 0 3 0 0 1 1		
33 Justin Moreau, L (1, 3) OBP: 0.308, SLG: 0.533	2-3 K		0-3 K			2-2 G4-6-3		1-0 F9		4 0 0 0 0 2 4		
Torii Hunter, R (1, 8) OBP: 0.319, SLG: 0.463		1-1 1B		0-1 G3		4-1 BB		1-1 2B		3 0 2 0 1 0 0		
Jacque Jones, L (1, 9) OBP: 0.317, SLG: 0.449		0-2 F7-6-3		2-2 HR		0-0 F9		3-3 K		4 1 1 1 0 1 3		
5 Michael Cuddyer, R (1, 5) OBP: 0.328, SLG: 0.442		2-1 2B		2-2 F7			0-2 F9	3-2 1B		4 1 2 0 0 0 0		
Henry Blanco, R (1, 2) OBP: 0.255, SLG: 0.347		1-0 1B		2-3 K			3-2 G5-3	0-0 G6-4-3		3 0 1 1 0 1 0		
Rob Bowen, S (7, 2) OBP: 0.250, SLG: 0.333								2-3 1B		0 0 0 0 0 0 0		
Matthew LeCroy, R (9, PH) OBP: 0.319, SLG: 0.391								1-2f		1 0 0 0 0 0 2		
Luis Rivas, R (1, 4) OBP: 0.274, SLG: 0.396		1-1 F7			2-2 F8			0-0 L5		3 0 0 0 0 0 1		
<b>Inning Stats</b>	R: 0 H: 1 E: 0 LOB: 1 K: 2 BB: 0 S: 10 P: 13	R: 1 H: 3 E: 0 LOB: 1 K: 0 BB: 0 S: 10 P: 15	R: 0 H: 1 E: 0 LOB: 1 K: 1 BB: 0 S: 8 P: 10	R: 1 H: 1 E: 0 LOB: 0 K: 1 BB: 0 S: 14 P: 20	R: 0 H: 0 E: 0 LOB: 0 K: 0 BB: 0 S: 11 P: 16	R: 0 H: 1 E: 0 LOB: 1 K: 0 BB: 1 S: 8 P: 16	R: 0 H: 0 E: 0 LOB: 0 K: 0 BB: 0 S: 7 P: 10	R: 0 H: 1 E: 0 LOB: 1 K: 1 BB: 0 S: 8 P: 12	R: 0 H: 2 E: 0 LOB: 1 K: 1 BB: 0 S: 9 P: 16	1B: 6 SF: 0 2B: 4 SAC: 0 3B: 0 DP: 3 HR: 1 HBP: 0	WP: 0 PA: 35 PB: 0 SB: 0 CS: 0	
<b>PITCHER</b>	IP WLS BF H R ER SO BB IBB HBP BLK WP HR S P ERA WHIP											
Scott Elarton, R (1, 1) ERA: 6.88	7.0 W 27 7 2 2 4 1 0 0 0 0 0 1 68 100 2.57 1.143											
59 Matt Miller, R (8, 1) ERA: 4.42	1.0 4 1 0 0 1 0 0 0 0 0 0 0 8 12 0.00 1.000											
Rick White, R (9, 1) ERA: 3.71	1.0 4 2 0 0 1 0 0 0 0 0 0 0 9 16 0.00 2.000											

Minnesota Twins @ Cleveland Indians  
 Jacobs Field, Cleveland, OH  
 Fri Aug 13 2004, 7:05 PM EDT  
 Att. 30,101 - Overcast - 67 F

livebaseballscorecards.com

AB 34  
 R 2  
 H 10  
 RBI 2  
 BB 1  
 SO 6  
 LOB 12



BOTTOM

Minnesota Twins @ Cleveland Indians  
Jacobs Field, Cleveland, OH

livebaseballscorecards.com

AB	36
R	8
H	13
RBI	8
BB	5
SO	4
LOB	15



WP:	0	PA:	41
PB:	0		
SB:	0		
CS:	0		

Fri Aug 13 2004, 7:05 PM EDT  
Att. 30,101 - Overcast - 67 F

AB R H RBI BB SO LOB

4	1	1	0	1	0	1
5	2	4	1	0	0	0
3	1	2	1	2	1	2
4	1	1	2	1	0	4
4	1	1	0	1	1	3
4	1	2	3	0	2	3
4	0	0	0	0	0	1
4	0	0	0	0	0	1
4	1	2	1	0	0	0
1B:	7	SF:	0			
2B:	4	SAC:	0			
3B:	0	DP:	1			
HR:	2	HBP:	0			

Batter	1	2	3	4	5	6	7	8	9
<b>Matt Lawton, L</b> OBP: 0.366, SLG: 0.454 (1, 7)	3-1 G3-1	3-2 G4-3		3-1 2B	0-0 F9			4-1 BB	
<b>Omar Vizquel, S</b> OBP: 0.368, SLG: 0.409 (1, 6)	0-2 41 2B	2-2 48 2B		3-2 BB		2-0 G4-3		1-2 41 BB	
<b>48 Travis Hafner, L</b> OBP: 0.418, SLG: 0.595 (1, 10)	4-1 41 2B	0-0 1-H		4-0 BB		3-2 41 G3-6-3		3-3 K	
<b>41 Victor Martinez, S</b> OBP: 0.367, SLG: 0.518 (1, 2)	1-0 1B	0-1 G3		3-2 F8		3-0 G3-6-3		4-1 BB	
<b>Casey Blake, R</b> OBP: 0.362, SLG: 0.478 (1, 5)	3-1 HR		0-2 F8	4-2 1-2 2-3			0-3 K	0-1 F9	
<b>Ben Broussard, L</b> OBP: 0.388, SLG: 0.471 (1, 3)	2-1 HR		3-3 K	2-3 K			2-0 FC6-4		
<b>Ronnie Belliard, R</b> OBP: 0.372, SLG: 0.421 (1, 4)	1-1 G4-3		1-1 G4-3		1-2 F8		0-0 FC6-4		
<b>Jody Gerut, L</b> OBP: 0.332, SLG: 0.395 (1, 9)	1-0 F8			0-2 G4-3	3-2 G1-3		2-0 F8		
<b>Coco Crisp, S</b> OBP: 0.325, SLG: 0.444 (1, 8)		1-2 G6-3		0-1 HR	0-0 2B			1-0 G4-3	

Inning Stats	R	H	E	K	S	L	LOB	BB	P	29
1	5	4	0	14	13	0	1	29		
2	1	2	0	14	20	0	1	20		
3	0	0	0	9	13	0	0	13		
4	2	3	0	19	38	0	2	38		
5	0	1	0	9	13	0	0	13		
6	0	1	0	7	15	0	0	15		
7	0	1	0	6	10	0	0	10		
8	0	1	0	13	26	0	0	26		
9	0	0	0	0	0	0	0	0		

PITCHER	IP	WLS	BF	H	R	ER	SO	BB	IBB	HBP	BLK	WP	HR	S	P	ERA	WHIP
<b>Carlos Silva, R</b> ERA: 4.52 (1, 1)	2.0	L	13	6	6	6	0	1	0	0	0	0	1	28	49	27.00	3.500
<b>54 Matt Guerrier, R</b> ERA: 6.17 (3, 1)	1.2		10	3	2	2	1	2	0	0	0	0	1	25	46	10.80	3.000
<b>Joe Roa, R</b> ERA: 3.39 (4, 1)	4.0		17	4	0	0	3	2	0	0	0	0	0	36	67	0.00	1.500
<b>28 Jesse Crain, R</b> ERA: 5.79 (8, 1)	0.1		1	0	0	0	0	0	0	0	0	0	0	2	2	0.00	0.000

Batter	1	2	3	4	5	6	7	8	9	AB R H RBI BB SO LOB	TOP		
Shannon Stewart, R (1, 7) OBP: 0.384, SLG: 0.438	0-1 G2-3 1B		1-2 G4-3			0-0 HR		1-2 20 1B		4 1 3 1 0 0 0			
Cristian Guzman, S (1, 6) OBP: 0.303, SLG: 0.376	2-0 G2-3 1-2		3-1 G4-3			2-1 F8		1-1 L9		4 0 0 0 0 0 2			
20 Lew Ford, R (1, 10) OBP: 0.388, SLG: 0.483	3-3 K					2-3 K		1-0 1-2 1B		3 0 1 0 1 2 1			
33 Justin Moreau, L (1, 3) OBP: 0.300, SLG: 0.518	1-1 G4-3					0-0 FC6-4 G6-4-3 1-2f		1-0 P6		4 0 0 0 0 0 4			
Torii Hunter, R (1, 8) OBP: 0.318, SLG: 0.460						1-1 G6-4-3 1-2f		1-0 2B 1B		4 0 1 0 0 1 1			
Jacque Jones, L (1, 9) OBP: 0.319, SLG: 0.452						3-2 G2-3		0-0 1-3 2B		4 0 2 0 0 1 0			
Corey Koskie, L (1, 5) OBP: 0.335, SLG: 0.440						4-2 5 G1-6-3 BB		2-2 P5		3 0 1 0 1 0 3			
5 Michael Cuddyer, R (1, 4) OBP: 0.323, SLG: 0.434						0-1 G1-6-3 1-2f		3-2 G6-3		4 0 0 0 0 1 5			
Henry Blanco, R (1, 2) OBP: 0.253, SLG: 0.344						2-2 F8				2 0 0 0 0 0 0			
Matthew LeCroy, R (8, PH) OBP: 0.318, SLG: 0.389 (8, 2)						2-2 G6-3		0-3 K		1 0 0 0 0 1 0			
<b>Inning Stats</b>	R: 0 E: 0 K: 1 S: 8 H: 1 LOB: 1 BB: 0 P: 14	R: 0 E: 0 K: 2 S: 9 H: 1 LOB: 1 BB: 0 P: 17	R: 0 E: 0 K: 0 S: 9 H: 0 LOB: 0 BB: 0 P: 15	R: 0 E: 0 K: 0 S: 7 H: 0 LOB: 0 BB: 1 P: 12	R: 0 E: 0 K: 0 S: 9 H: 0 LOB: 0 BB: 1 P: 16	R: 1 E: 0 K: 1 S: 9 H: 1 LOB: 0 BB: 0 P: 15	R: 0 E: 0 K: 0 S: 9 H: 2 LOB: 2 BB: 0 P: 15	R: 0 E: 0 K: 1 S: 10 H: 2 LOB: 2 BB: 0 P: 14	R: 0 E: 0 K: 1 S: 9 H: 1 LOB: 1 BB: 0 P: 15	1B: 6 2B: 1 3B: 0 HR: 1 SF: 0 SAC: 0 DP: 2 HBP: 0	WP: 0 PB: 0 SB: 0 CS: 0 PA: 35		
<b>PITCHER</b>	IP WLS BF H R ER SO BB IBB HBP BLK WP HR S P ERA WHIP											<b>PITCHER</b>	IP WLS BF H R ER SO BB IBB HBP BLK WP HR S P ERA WHIP
37 Jake Westbrook, R (1, 1) ERA: 3.51	7.0 W 26 5 1 1 4 2 0 0 0 0 0 1 60 104 1.29 1.000												
63 Rafael Betancourt, R (8, 1) ERA: 4.11	1.0 5 2 0 0 1 0 0 0 0 0 0 0 10 14 0.00 2.000												
Bob Howry, R (9, 1) ERA: 1.33	1.0 4 1 0 0 1 0 0 0 0 0 0 0 9 15 0.00 1.000												

Minnesota Twins @ Cleveland Indians  
 Jacobs Field, Cleveland, OH  
 Sat Aug 14 2004, 7:05 PM EDT  
 Att. 40,942 - Cloudy - 70 F

livebaseballscorecards.com

AB	33
R	1
H	8
RBI	1
BB	2
SO	6
LOB	16



Batter	1	2	3	4	5	6	7	8	9	AB	R	H	RBI	BB	SO	LOB
<b>Matt Lawton, L</b> OBP: 0.363, SLG: 0.450 (1, 7)	1-1 G1-3	2-3 K			1-1 L6	3-2 G4-3				4	0	0	0	0	1	1
<b>Omar Vizquel, S</b> OBP: 0.369, SLG: 0.410 (1, 6)	3-2 48 HR 1B	2-2 F7			2-0 48 S 41 HR 1B					4	2	2	0	0	1	0
<b>48 Travis Hafner, L</b> OBP: 0.419, SLG: 0.601 (1, 10)	1-2 1-H HR				4-1 41 HR BB					3	2	1	2	1	1	0
<b>41 Victor Martinez, S</b> OBP: 0.366, SLG: 0.523 (1, 2)	0-0 G4-3				2-1 1-H 2-H HR					4	1	1	3	0	1	0
<b>Casey Blake, R</b> OBP: 0.363, SLG: 0.490 (1, 5)	2-1 HR				3-3 K					4	1	2	1	0	2	0
<b>Ben Broussard, L</b> OBP: 0.386, SLG: 0.466 (1, 3)	4-1 2B BB				3-0 F8					3	1	0	0	1	1	1
<b>Ronnie Belliard, R</b> OBP: 0.373, SLG: 0.424 (1, 4)	2-1 1-H 2B				1-2 G6-3					4	0	2	1	0	0	0
<b>Jody Gerut, L</b> OBP: 0.330, SLG: 0.392 (1, 9)	2-1 L3				2-2 F7					3	0	0	0	0	0	2
<b>Coco Crisp, S</b> OBP: 0.322, SLG: 0.440 (1, 8)		0-2 G1-3			0-1 G4-3					3	0	0	0	0	0	1

Inning Stats	R: 4	H: 4	E: 0	K: 0	S: 19	LOB: 1	BB: 1	P: 34	R: 0	H: 0	E: 0	K: 1	S: 9	LOB: 0	BB: 0	P: 13	R: 0	H: 1	E: 0	K: 1	S: 11	LOB: 1	BB: 0	P: 17	R: 0	H: 0	E: 0	K: 0	S: 9	LOB: 0	BB: 0	P: 12	R: 3	H: 2	E: 0	K: 1	S: 10	LOB: 0	BB: 1	P: 25	R: 0	H: 1	E: 0	K: 0	S: 8	LOB: 1	BB: 0	P: 12	R: 0	H: 0	E: 0	K: 2	S: 9	LOB: 0	BB: 0	P: 15	R: 0	H: 0	E: 0	K: 2	S: 11	LOB: 0	BB: 0	P: 19
1B: 3	SF: 0	2B: 1	SAC: 0	3B: 1	DP: 0	HR: 3	HBP: 0	WP: 0	PA: 34																																																							

PITCHER	IP	WLS	BF	H	R	ER	SO	BB	IBB	HBP	BLK	WP	HR	S	P	ERA	WHIP
<b>Kyle Lohse, R</b> ERA: 5.42 (1, 1)	5.0	L	24	7	7	7	3	2	0	0	0	0	3	58	101	12.60	1.800
<b>J.C. Romero, L</b> ERA: 3.38 (6, 1)	2.0		7	1	0	0	2	0	0	0	0	0	0	17	27	0.00	0.500
<b>Juan Rincon, R</b> ERA: 2.54 (8, 1)	1.0		3	0	0	0	2	0	0	0	0	0	0	11	19	0.00	0.000

**BOTTOM**

**Minnesota Twins @ Cleveland Indians**  
**Jacobs Field, Cleveland, OH**  
 Sat Aug 14 2004, 7:05 PM EDT  
 Att: 40,942 - Cloudy - 70 F

[livebaseballscorecards.com](http://livebaseballscorecards.com)

<b>AB</b>	<b>32</b>
<b>R</b>	<b>7</b>
<b>H</b>	<b>8</b>
<b>RBI</b>	<b>7</b>
<b>BB</b>	<b>2</b>
<b>SO</b>	<b>7</b>
<b>LOB</b>	<b>5</b>





BOTTOM

Minnesota Twins @ Cleveland Indians  
Jacobs Field, Cleveland, OH  
Sun Aug 15 2004, 1:05 PM EDT  
Att: 38,019 - Sunny - 70 F

livebaseballscorecards.com

AB 35  
R 2  
H 7  
RBI 1  
BB 2  
SO 2  
LOB 12



WP: 0 PA: 40  
PB: 0  
SB: 0  
CS: 0

AB R H RBI BB SO LOB

4 1 0 0 1 0 4

5 0 1 0 0 0 1

5 0 0 0 0 0 2

5 0 2 0 0 1 1

3 0 0 0 0 0 1

3 1 1 0 0 1 2

1 0 1 0 0 0 0

3 0 1 0 0 0 0

3 0 0 1 0 0 1

3 0 1 0 0 0 0

0 0 0 0 1 0 0

1B: 6 SF: 1  
2B: 1 SAC: 1  
3B: 0 DP: 1  
HR: 0 HBP: 1

1B: 6 SF: 1  
2B: 1 SAC: 1  
3B: 0 DP: 1  
HR: 0 HBP: 1

1B: 6 SF: 1  
2B: 1 SAC: 1  
3B: 0 DP: 1  
HR: 0 HBP: 1

1B: 6 SF: 1  
2B: 1 SAC: 1  
3B: 0 DP: 1  
HR: 0 HBP: 1

1B: 6 SF: 1  
2B: 1 SAC: 1  
3B: 0 DP: 1  
HR: 0 HBP: 1

1B: 6 SF: 1  
2B: 1 SAC: 1  
3B: 0 DP: 1  
HR: 0 HBP: 1

Batter	1	2	3	4	5	6	7	8	9	10
Ronnie Belliard, R OBP: 0.372, SLG: 0.420 (1, 4)	4-1 E G6-4-3 BB	1-0 L9			0-0 G5-3		1-1 F9		1-1 L8 1-2	
Omar Vizquel, S OBP: 0.368, SLG: 0.407 (1, 6)	0-1 E1 G6-4-3 1-3		0-0 F7		0-1 FC3-6 1B			0-1 G6-3		0-2 L5
Matt Lawton, L OBP: 0.360, SLG: 0.445 (1, 9)	2-2 G6-4-3 1-2f 3-H		1-2 G3		1-1 FC3-6 1-2f			1-0 G3		3-1 L7
Casey Blake, R OBP: 0.363, SLG: 0.491 (1, 5)	1-3 K		1-0 2B		0-1 L6			2-1 1B		3-2 P5
48 Travis Hafner, L OBP: 0.417, SLG: 0.596 (1, 10)		1-2 G4-3		1-2 HBP		1-1 F7		1-1 G4-3		
Josh Phelps, R OBP: 0.297, SLG: 0.415 (1, 3)		0-0 E5 1B 24 SF7 1B		0-0 F8		2-3 K			3-1 24 G3-1 SH1-3 1B	
Ben Broussard, L OBP: 0.388, SLG: 0.468 (7, 3)										
Coco Crisp, S OBP: 0.322, SLG: 0.439 (1, 7)		1-1 1B 2-3 1B		0-2 G5-3		0-0 F8			2-1 SH1-3 1-2	
24 Grady Sizemore, L OBP: 0.358, SLG: 0.412 (1, 8)		1-2 SF7 3-H		0-0 G3-1			0-2 P5		2-2 G3-1 2-3	
Tim Laker, R OBP: 0.265, SLG: 0.315 (1, 2)		1-2 1B		2-0 G5-3			2-2 G1-3		4-0 DI IBB	
41 Victor Martinez, S OBP: 0.367, SLG: 0.523 (9, PH) (10, 2)										

Inning Stats	R: 1	H: 0	E: 1	LOB: 0	K: 1	S: 9	P: 16	R: 1	H: 3	E: 1	LOB: 2	K: 0	BB: 0	S: 13	P: 18	R: 0	H: 1	E: 0	LOB: 1	K: 0	BB: 0	S: 8	P: 11	R: 0	H: 0	E: 0	LOB: 0	K: 0	BB: 0	S: 5	P: 7	R: 0	H: 1	E: 0	LOB: 1	K: 0	BB: 0	S: 7	P: 8	R: 0	H: 0	E: 0	LOB: 0	K: 1	BB: 0	S: 7	P: 10	R: 0	H: 0	E: 0	LOB: 0	K: 0	BB: 0	S: 12	P: 15	R: 0	H: 1	E: 0	LOB: 1	K: 0	BB: 0	S: 7	P: 11	R: 0	H: 1	E: 0	LOB: 2	K: 0	BB: 1	S: 9	P: 21	R: 0	H: 0	E: 0	LOB: 0	K: 0	BB: 0	S: 9	P: 15
--------------	------	------	------	--------	------	------	-------	------	------	------	--------	------	-------	-------	-------	------	------	------	--------	------	-------	------	-------	------	------	------	--------	------	-------	------	------	------	------	------	--------	------	-------	------	------	------	------	------	--------	------	-------	------	-------	------	------	------	--------	------	-------	-------	-------	------	------	------	--------	------	-------	------	-------	------	------	------	--------	------	-------	------	-------	------	------	------	--------	------	-------	------	-------

PITCHER	IP	WLS	BF	H	R	ER	SO	BB	IBB	HBP	BLK	WP	HR	S	P	ERA	WHIP
Terry Mulholland, L ERA: 4.73 (1, 1)	8.0		32	6	2	1	2	1	1	0	0	0	0	68	96	1.12	0.875
J.C. Romero, L ERA: 3.33 (9, 1)	0.2		4	1	0	0	0	0	1	0	0	0	0	7	18	0.00	1.500
Juan Rincon, R ERA: 2.52 (9, 1)	0.1	W	1	0	0	0	0	0	0	0	0	0	0	2	3	0.00	0.000
36 Joe Nathan, R ERA: 0.84 (10, 1)	1.0	S	3	0	0	0	0	0	0	0	0	0	0	9	15	0.00	0.000

PITCHER	IP	WLS	BF	H	R	ER	SO	BB	IBB	HBP	BLK	WP	HR	S	P	ERA	WHIP
Terry Mulholland, L ERA: 4.73 (1, 1)	8.0		32	6	2	1	2	1	1	0	0	0	0	68	96	1.12	0.875
J.C. Romero, L ERA: 3.33 (9, 1)	0.2		4	1	0	0	0	0	1	0	0	0	0	7	18	0.00	1.500
Juan Rincon, R ERA: 2.52 (9, 1)	0.1	W	1	0	0	0	0	0	0	0	0	0	0	2	3	0.00	0.000
36 Joe Nathan, R ERA: 0.84 (10, 1)	1.0	S	3	0	0	0	0	0	0	0	0	0	0	9	15	0.00	0.000

Batter	1	2	3	4	5	6	7	8	9	AB R H RBI BB SO LOB	TOP																
<b>Matt Lawton, L</b> (1, 7) OBP: 0.364, SLG: 0.445	3-2 41 HR 1B	4-1 1-2 BB			0-0 G6-3		1-0 FC5-4 HBP		4-2 DI BB	2 1 1 0 2 0 0	<b>Cleveland Indians @ Texas Rangers</b> The Ballpark at Arlington, Arlington, TX Mon Aug 16 2004, 8:05 PM EDT Att. 23,551 - Sunny - 85 F <a href="http://livebaseballscorecards.com">livebaseballscorecards.com</a>																
<b>Omar Vizquel, S</b> (1, 6) OBP: 0.366, SLG: 0.405	1-2 SAFE P3	2-2 P5			2-2 1B	2-2 SAFE FC5-4	2-2 SAFE FC5-4	1-2 F8	5 0 1 0 0 0 5																		
<b>48 Travis Hafner, L</b> (1, 10) OBP: 0.413, SLG: 0.590	2-1 F8		0-3 K		0-0 SAFE F8		0-1 G3		4 0 0 0 0 1 3																		
<b>41 Victor Martinez, S</b> (1, 2) OBP: 0.368, SLG: 0.530	3-0 1-H HR		3-3 K		0-1 G5-3		4-1 BB		3 1 1 2 1 1 1																		
<b>Ben Broussard, L</b> (1, 3) OBP: 0.389, SLG: 0.473	4-2 BB		1-2 P5		1-1 3B		2-3 K		3 0 1 0 1 1 1																		
<b>Casey Blake, R</b> (1, 5) OBP: 0.360, SLG: 0.486	1-3 K		3-1 L5		3-3 K		2-2 F9		4 0 0 0 0 2 3																		
<b>Jody Gerut, L</b> (1, 9) OBP: 0.329, SLG: 0.389		1-1 L8		0-2 G4-3		1-1 H G6-4-3 HBP	0-0 F7		3 0 0 0 0 0 1																		
<b>Ronnie Belliard, R</b> (1, 4) OBP: 0.373, SLG: 0.423		0-0 BB 1B		1-2 24 BLK 2B		2-0 G6-4-3	1-2 F9		4 0 2 0 0 0 2																		
<b>24 Grady Sizemore, L</b> (1, 8) OBP: 0.341, SLG: 0.389		0-3 K		2-2 F8		1-0 G4-1	1-3 K		4 0 0 0 0 2 2																		
<b>Inning Stats</b>	R: 2 E: 0 K: 1 S: 16	H: 2 LOB: 1 BB: 1 P: 30	R: 0 E: 0 K: 1 S: 10	H: 1 LOB: 2 BB: 1 P: 17	R: 0 E: 0 K: 2 S: 10	H: 0 LOB: 0 BB: 0 P: 14	R: 0 E: 0 K: 0 S: 12	H: 1 LOB: 1 BB: 0 P: 18	R: 0 E: 0 K: 0 S: 7	H: 1 LOB: 1 BB: 0 P: 9	R: 0 E: 0 K: 1 S: 7	H: 1 LOB: 1 BB: 0 P: 14	R: 0 E: 0 K: 0 S: 9	H: 0 LOB: 1 BB: 0 P: 13	R: 0 E: 0 K: 1 S: 9	H: 0 LOB: 1 BB: 1 P: 17	R: 0 E: 0 K: 1 S: 12	H: 0 LOB: 1 BB: 1 P: 19	1B: 3 2B: 1 3B: 1 HR: 1	SF: 0 SAC: 0 DP: 1 HBP: 2	WP: 0 PB: 0 SB: 1 CS: 0	PA: 38					
<b>PITCHER</b>	IP WLS BF H R ER SO BB IBB HBP BLK WP HR S P ERA WHIP																										
<b>Mickey Callaway, R</b> (1, 1) ERA: 10.8	4.1		20	5	2	2	4	2	0	0	1	0	1	52	85	4.15	1.615										
<b>Erasmo Ramirez, L</b> (5, 1) ERA: 4.28	1.2	W	6	1	0	0	1	0	0	1	0	0	0	10	17	0.00	0.600										
<b>Brian Shouse, L</b> (7, 1) ERA: 2.67	1.1	H	6	0	0	0	1	1	0	1	0	0	0	13	23	0.00	0.750										
<b>50 Frank Francisco, R</b> (8, 1) ERA: 3.32	0.2	H	2	0	0	0	0	0	0	0	0	0	0	5	7	0.00	0.000										
<b>Francisco Cordero, R</b> (9, 1) ERA: 1.78	1.0	S	4	0	0	0	1	1	0	0	0	0	0	12	19	0.00	1.000										

**Cleveland Indians @ Texas Rangers**  
 The Ballpark at Arlington, Arlington, TX  
 Mon Aug 16 2004, 8:05 PM EDT  
 Att. 23,551 - Sunny - 85 F

<b>AB</b>	32
<b>R</b>	2
<b>H</b>	6
<b>RBI</b>	2
<b>BB</b>	4
<b>SO</b>	7
<b>LOB</b>	18





Batter	1	2	3	4	5	6	7	8	9
<b>Eric Young Sr., R</b> OBP: 0.410, SLG: 0.387 (1, 10)	1-0 P6		4-2 10 E BB		3-2 F8		4-1 10 1B 23 BB BB	4-1 1-2 BB	
<b>10 Michael Young, R</b> OBP: 0.361, SLG: 0.473 (1, 6)	3-3 K		3-2 E5 23 G6-4-3		1-0 F9		1-2 23 BB SF8 1B	0-0 L6	
<b>Alfonso Soriano, R</b> OBP: 0.324, SLG: 0.486 (1, 4)	4-1 HBP		3-2 K		1-0 G1-3		4-0 23 BB IBB		
<b>23 Mark Teixeira, S</b> OBP: 0.348, SLG: 0.552 (1, 3)	2-3 K		0-0 G6-4-3		1-1 F7		4-2 1-2 2-3 3-H BB		
<b>Kevin Mench, R</b> OBP: 0.318, SLG: 0.520 (1, 7)		2-2 9 G3-6-3 1B		1-0 1B 9 SF9 2B		3-2 F9	1-1 SF8		
<b>Brian Jordan, R</b> OBP: 0.261, SLG: 0.354 <b>Layne Nix, L</b> OBP: 0.307, SLG: 0.520 (7, PH) (8, 8)		1-1 F8		1-0 BLK 1B		0-0 HR	3-H 2-3 K		
<b>9 Hank Blalock, L</b> OBP: 0.342, SLG: 0.493 (1, 5)		0-1 G3-6-3		1-2 SF9		4-2 BB		0-0 F8	
<b>Gary Matthews, S</b> OBP: 0.344, SLG: 0.478 (1, 8) (8, 9)			1-1 E 10 E 1B	1-3 K		1-1 P4		2-1 1B	
<b>Rod Barajas, R</b> OBP: 0.263, SLG: 0.472 (1, 2)			1-0 E4 10 E 1B	3-1 L7			2-1 F8	1-1 F7	

Inning Stats	R: 0	H: 0	E: 0	K: 2	S: 10	LOB: 1	BB: 0	P: 20	R: 0	H: 1	E: 0	K: 0	S: 7	LOB: 0	BB: 0	P: 10	R: 1	H: 2	E: 2	K: 1	S: 14	LOB: 2	BB: 1	P: 26	R: 1	H: 2	E: 0	K: 1	S: 11	LOB: 1	BB: 0	P: 18	R: 0	H: 0	E: 0	K: 0	S: 5	LOB: 0	BB: 0	P: 10	R: 1	H: 1	E: 0	K: 0	S: 12	LOB: 1	BB: 1	P: 21	R: 2	H: 1	E: 0	K: 1	S: 15	LOB: 2	BB: 3	P: 33	R: 0	H: 1	E: 0	K: 0	S: 8	LOB: 2	BB: 1	P: 14	R: 0	H: 1	E: 0	K: 0	S: 8	LOB: 0	BB: 1	P: 14
--------------	------	------	------	------	-------	--------	-------	-------	------	------	------	------	------	--------	-------	-------	------	------	------	------	-------	--------	-------	-------	------	------	------	------	-------	--------	-------	-------	------	------	------	------	------	--------	-------	-------	------	------	------	------	-------	--------	-------	-------	------	------	------	------	-------	--------	-------	-------	------	------	------	------	------	--------	-------	-------	------	------	------	------	------	--------	-------	-------

PITCHER												PITCHER																							
IP	WLS	BF	H	R	ER	SO	BB	IBB	HBP	BLK	WP	HR	S	P	ERA	WHIP	IP	WLS	BF	H	R	ER	SO	BB	IBB	HBP	BLK	WP	HR	S	P	ERA	WHIP		
CC Sabathia, L	(1, 1)	6.1	L	31	7	5	5	4	4	1	1	0	67	128	7.11	1.737	David Riske, R	(7, 1)	1.2	7	1	0	0	1	0	0	0	0	0	15	24	0.00	1.200		

**AB R H RBI BB SO LOB**

2	1	0	0	3	0	0
5	1	1	1	0	1	4
2	0	0	0	1	1	3
3	0	0	1	1	1	4
3	1	2	1	0	0	0
3	1	2	1	0	0	1
1	0	0	0	0	1	2
2	0	0	1	1	0	1
4	1	2	0	0	1	2
4	0	1	0	0	0	2

WP	HR	S	P	ERA	WHIP
0	0	1	38	0.00	1.200



**Cleveland Indians @ Texas Rangers**  
The Ballpark at Arlington, Arlington, TX  
Mon Aug 16 2004, 8:05 PM EDT  
Att. 23,551 - Sunny - 85 F

livebaseballscores.com

<b>AB</b>	29
<b>R</b>	5
<b>H</b>	8
<b>RBI</b>	5
<b>BB</b>	6
<b>SO</b>	5
<b>LOB</b>	19

Batter	1	2	3	4	5	6	7	8	9	AB R H RBI BB SO LOB	TOP									
Matt Lawton, L (1, 7) OBP: 0.363, SLG: 0.443 24 Grady Sizemore, L (7, 8) OBP: 0.337, SLG: 0.384	1-2 G6-3		3-1 41 S 1B		2-1 G6-3		1-3 K		3-2 G3-1	4 0 1 0 0 1 1 1 0 0 1 0 0 0	<p>Cleveland Indians @ Texas Rangers</p> <p>The Ballpark at Arlington, Arlington, TX</p> <p>Tue Aug 17 2004, 8:05 PM EDT Att. 24,864 - Sunny - 87 F</p> <p>livebaseballscorecards.com</p>									
Omar Vizquel, S (1, 6) OBP: 0.364, SLG: 0.402 John McDonald, R (5, 6) OBP: 0.284, SLG: 0.416	3-2 G4-3		1-2 F7		1-1 G4-3			1-2 F9	3-H 0-0 1B 2B	3 0 0 0 0 0 1 2 1 1 0 0 0 0										
48 Travis Hafner, L (1, 10) OBP: 0.412, SLG: 0.587 Josh Phelps, R (5, PH) OBP: 0.300, SLG: 0.416	3-3 K		2-3 K		0-0 G5-3			4-2 WP 1B BB	2-1 2-H 1B	2 0 0 0 0 2 1 2 0 1 1 1 0 0										
41 Victor Martinez, S (1, 2) OBP: 0.370, SLG: 0.528 Tim Laker, R (6, 2) OBP: 0.269, SLG: 0.318		2-2 P5	4-2 BB			4-0 G5-4-3 BB		2-1 WP 1B	1-1 G5-3	1 0 0 0 2 0 0 2 0 1 0 0 0 1										
Casey Blake, R (1, 5) OBP: 0.359, SLG: 0.486		1-2 BB SF8 2B	0-1 P5			3-2 G5-4-3 1-2f		2-3 K		4 1 1 0 0 1 5										
Ben Broussard, L (1, 3) OBP: 0.388, SLG: 0.469		4-1 BB BB			3-3 K			0-0 L6		3 0 0 0 1 1 2										
Ronnie Belliard, R (1, 4) OBP: 0.375, SLG: 0.427		4-2 BB			2-1 G5-3		0-0 G3-1 1B		0-0 2B 2B	3 1 2 0 1 0 0										
Jody Gerut, L (1, 9) OBP: 0.330, SLG: 0.399		0-0 SF8			2-0 3B		3-2 G3-1		0-0 G3 24 G3-1 2B	3 1 2 2 0 0 1										
Coco Crisp, S (1, 8) OBP: 0.318, SLG: 0.434 (7, 7)		2-2 L8			1-0 G6-3		0-1 F7		0-0 G3	4 0 0 0 0 0 5										
<b>Inning Stats</b>	R: 0 E: 0 K: 1 S: 9	H: 0 LOB: 0 BB: 0 P: 16	R: 1 E: 0 K: 0 S: 14	H: 1 LOB: 2 BB: 2 P: 27	R: 0 E: 0 K: 1 S: 12	H: 1 LOB: 1 BB: 0 P: 15	R: 0 E: 0 K: 1 S: 5	H: 0 LOB: 0 BB: 1 P: 8	R: 0 E: 0 K: 0 S: 8	H: 0 LOB: 0 BB: 1 P: 18	R: 0 E: 0 K: 1 S: 10	H: 1 LOB: 1 BB: 0 P: 14	R: 0 E: 0 K: 1 S: 13	H: 1 LOB: 2 BB: 1 P: 22	R: 3 E: 0 K: 0 S: 12	H: 4 LOB: 1 BB: 0 P: 18	1B: 4 2B: 4 3B: 1 HR: 0	SF: 1 SAC: 0 DP: 1 HBP: 0	WP: 1 PB: 0 SB: 1 CS: 0	PA: 40
<b>PITCHER</b>	IP WLS BF H R ER SO BB IBB HBP BLK WP HR S P ERA WHIP																			
Scott Erickson, R (1, 1) ERA: 5.63 Doug Brocail, R (7, 1) ERA: 7.2	6.0 W 24 3 1 1 3 4 0 0 0 0 0 55 106 1.50 1.167																			
	3.0 S 16 6 3 3 2 1 0 0 0 1 0 35 54 9.00 2.333																			

AB	34
R	4
H	9
RBI	4
BB	5
SO	5
LOB	17



Batter	1	2	3	4	5	6	7	8	9
Eric Young Sr., R OBP: 0.404, SLG: 0.385 (1, 7) (7, 4)	2-3 K	1-3 K		1-2 F7	1-0 F9	1-2 2B		1-0 G5-3	
10 Michael Young, R OBP: 0.366, SLG: 0.476 Manny Alexander, R (6, 6)	2-0 1B		4-1 23 HBP 2B BB	0-2 23 1B 23 HR 1B	0-0 23 1B 23 3B	3-2 K		2-0 G4-3	
Alfonso Soriano, R OBP: 0.326, SLG: 0.486 Layne Nix, L OBP: 0.307, SLG: 0.520 (1, 4) (7, 8)	2-2 F9		1-1 23 2B HBP	1-1 23 HR 1B	1-1 23 3B 1B	0-1 G6-3			
23 Mark Teixeira, S OBP: 0.353, SLG: 0.571 Rod Barajas, R OBP: 0.263, SLG: 0.472 (1, 3) (7, PR) (8, 3)	0-3 K		0-1 9 2B 1-H 2-H	0-1 HR	0-0 HR 3B		1-0 E 1B		
Kevin Mench, R OBP: 0.322, SLG: 0.536 (1, 9) (7, 7)		2-1 1B SF7 1B	1-1 F7	2-2 HR 2B	1-1 HR		1-1 P2		
Brian Jordan, R OBP: 0.261, SLG: 0.350 David Dellucci, L OBP: 0.364, SLG: 0.459 (1, 10) (7, PH)		2-0 SF7 9 BB 15 SF7 1B	1-1 G5-3	1-0 P3	1-0 G5-3		0-0 E5		
9 Hank Blalock, L OBP: 0.344, SLG: 0.495 (1, 5)		4-1 SF7 1B	2-1 2B	4-0 HR BB	1-1 F7		2-2 P6		
Gary Matthews, S OBP: 0.341, SLG: 0.487 (1, 8) (7, 9)		0-2 SF7	1-1 G6-3	3-1 HR		2-1 L8	2-1 F7		
15 Gerald Laird, R OBP: 0.308, SLG: 0.286 (1, 2)		3-2 SF7		10 1B 1B BB G6-3		3-1 2B		2-3 K	

Inning Stats	R: 0	H: 1	E: 0	LOB: 1	K: 2	BB: 0	S: 11	R: 2	H: 2	E: 0	LOB: 1	K: 1	BB: 1	S: 13	R: 3	H: 2	E: 0	LOB: 1	K: 0	BB: 1	S: 12	R: 7	H: 5	E: 0	LOB: 0	K: 0	BB: 2	S: 19	R: 4	H: 4	E: 0	LOB: 0	K: 0	BB: 0	S: 10	R: 0	H: 2	E: 0	LOB: 2	K: 1	BB: 0	S: 15	R: 0	H: 1	E: 1	LOB: 2	K: 0	BB: 0	S: 10	R: 0	H: 0	E: 0	LOB: 0	K: 1	BB: 0	S: 5	1B: 8	SF: 2	2B: 5	SAC: 0	3B: 1	DP: 0	HR: 3	HBP: 1
--------------	------	------	------	--------	------	-------	-------	------	------	------	--------	------	-------	-------	------	------	------	--------	------	-------	-------	------	------	------	--------	------	-------	-------	------	------	------	--------	------	-------	-------	------	------	------	--------	------	-------	-------	------	------	------	--------	------	-------	-------	------	------	------	--------	------	-------	------	-------	-------	-------	--------	-------	-------	-------	--------

PITCHER	IP	WLS	BF	H	R	ER	SO	BB	IBB	HBP	BLK	WP	HR	S	P	ERA	WHIP
31 Cliff Lee, L ERA: 5.1	(1, 1)	3.1	L	21	7	8	8	3	3	0	1	0	0	46	80	21.60	3.000
Rick White, R ERA: 4.97	(4, 1)	1.2		13	7	8	0	1	0	0	0	0	3	19	36	43.20	4.800
Cliff Bartosh, L ERA: 6.17	(6, 1)	2.0		10	3	0	1	0	0	0	0	0	0	25	40	0.00	1.500
59 Matt Miller, R ERA: 4.15	(8, 1)	1.0		3	0	0	1	0	0	0	0	0	0	5	10	0.00	0.000


**BOTTOM**

**Cleveland Indians @ Texas Rangers**  
The Ballpark at Arlington, Arlington, TX

Tue Aug 17 2004, 8:05 PM EDT  
Att. 24,864 - Sunny - 87 F

livebaseballscorecards.com

<b>AB</b>	<b>40</b>
<b>R</b>	<b>16</b>
<b>H</b>	<b>17</b>
<b>RBI</b>	<b>16</b>
<b>BB</b>	<b>4</b>
<b>SO</b>	<b>5</b>
<b>LOB</b>	<b>18</b>



WP: 1	PA: 47
PB: 0	SB: 0
CS: 0	

Batter	1	2	3	4	5	6	7	8	9	AB R H RBI BB SO LOB	TOP									
<b>Coco Crisp, S</b> (1, 7) OBP: 0.317, SLG: 0.430	2-1 G6-4-3 1B		1-1 F8		1-2 G6-3			0-0 P5	2-3 K	5 0 1 0 0 1 4										
<b>Omar Vizquel, S</b> (1, 6) OBP: 0.365, SLG: 0.403	1-2 G6-4-3 1-2f		2-2 1B 1-3 2-H			0-0 B3		0-1 1B 1B		4 0 2 1 0 0 1										
<b>Ronnie Belliard, R</b> (1, 4) OBP: 0.375, SLG: 0.426	3-3 K			1-1 F9		1-1 F8		2-1 1B 1-2		4 0 1 0 0 1 0										
<b>41 Victor Martinez, S</b> (1, 2) OBP: 0.369, SLG: 0.528		0-0 G5-3		3-2 G6-3		2-2 2B		1-2 P6		4 0 1 0 0 0 2										
<b>Casey Blake, R</b> (1, 5) OBP: 0.358, SLG: 0.491		1-3 K		2-2 HR		1-2 G1-3		1-2 F9		4 1 1 1 0 1 3										
<b>Ben Broussard, L</b> (1, 3) OBP: 0.386, SLG: 0.466		0-3 K		0-0 FC6-4 1B			2-2 F9		3-3 K	4 0 1 0 0 2 0										
<b>Josh Phelps, R</b> (1, 10) OBP: 0.299, SLG: 0.414			2-2 1B 1B	2-2 FC6-4 1-2f			0-3 K		1-0 F8	4 1 1 0 0 1 1										
<b>Jody Gerut, L</b> (1, 9) OBP: 0.336, SLG: 0.407			1-1 1B 1B		3-2 24 G3-1 1B		2-2 24 S 1B		2-2 2B	4 0 4 0 0 0 0										
<b>24 Grady Sizemore, L</b> (1, 8) OBP: 0.333, SLG: 0.368			3-2 F9		1-2 G3-1 1-2		2-2 F8		4-2 BB	3 0 0 0 1 0 4										
<b>Inning Stats</b>	R: 0 E: 0 K: 1 S: 9	H: 1 LOB: 0 BB: 0 P: 15	R: 0 E: 0 K: 2 S: 7	H: 0 LOB: 0 BB: 0 P: 8	R: 1 E: 0 K: 0 S: 14	H: 3 LOB: 2 BB: 0 P: 23	R: 1 E: 0 K: 0 S: 12	H: 2 LOB: 1 BB: 0 P: 20	R: 0 E: 0 K: 0 S: 10	H: 1 LOB: 0 BB: 0 P: 14	R: 0 E: 0 K: 1 S: 16	H: 1 LOB: 1 BB: 0 P: 22	R: 0 E: 0 K: 0 S: 11	H: 2 LOB: 2 BB: 0 P: 15	R: 0 E: 0 K: 2 S: 16	H: 1 LOB: 2 BB: 1 P: 28	1B: 9 2B: 2 3B: 0 HR: 1	SF: 0 SAC: 0 DP: 1 HBP: 0	WP: 0 PB: 0 SB: 1 CS: 0	PA: 37
<b>PITCHER</b>	IP WLS BF H R ER SO BB IBB HBP BLK WP HR S P ERA WHIP																			
<b>Kenny Rogers, L</b> (1, 1) ERA: 4.55	6.0 W 23 8 2 2 3 0 0 0 0 0 0 1 61 94 3.00 1.333																			
<b>32 Ron Mahay, L</b> (7, 1) ERA: 2.34	1.0 H 4 1 0 0 1 0 0 0 0 0 0 0 16 22 0.00 1.000																			
<b>Carlos Almanzar, R</b> (8, 1) ERA: 3.12	1.0 H 5 2 0 0 0 0 0 0 0 0 0 0 11 15 0.00 2.000																			
<b>Francisco Cordero, R</b> (9, 1) ERA: 1.74	1.0 S 5 1 0 0 2 1 0 0 0 0 0 0 16 28 0.00 2.000																			

**Cleveland Indians @ Texas Rangers**  
The Ballpark at Arlington, Arlington, TX  
Wed Aug 18 2004, 8:05 PM EDT  
Att. 31,572 - Sunny - 89 F

[livebaseballscorecards.com](http://livebaseballscorecards.com)

<b>AB</b>	36
<b>R</b>	2
<b>H</b>	12
<b>RBI</b>	2
<b>BB</b>	1
<b>SO</b>	6
<b>LOB</b>	15



Batter	1	2	3	4	5	6	7	8	9	AB R H RBI BB SO LOB
Alfonso Soriano, R (1, 4) OBP: 0.326, SLG: 0.484	0-3 K HR		0-1 G5-3		0-1 1B	1-3 K				4 1 1 0 0 2 2
David Dellucci, L (1, 7) OBP: 0.362, SLG: 0.468	0-1 1-H HR		1-3 K		0-0 F8			0-3 K		4 1 1 2 0 2 2
10 Michael Young, R (1, 6) OBP: 0.363, SLG: 0.472	1-1 F8		0-1 F8		3-3 K 2-3			0-3 K		4 0 0 0 0 2 2
23 Mark Teixeira, S (1, 3) OBP: 0.353, SLG: 0.571	1-2 G4-3			3-2 F9		1-1 9 HR 2B		1-3 K		4 1 1 0 0 1 0
9 Hank Blalock, L (1, 5) OBP: 0.347, SLG: 0.512	0-0 2B			1-2 HR		3-1 2-H HR		1-0 F8		4 2 3 3 0 0 0
Layne Nix, L (1, 8) OBP: 0.310, SLG: 0.520	1-2 F8			3-2 G6-3 1B		2-3 K		3-2 FC6-4 1B		4 0 2 0 0 1 1
Kevin Mench, R (1, 10) OBP: 0.318, SLG: 0.528		2-2 P2		1-2 G6-3 1B		3-2 E5		2-1 FC6-4 BB 1-2f		4 0 0 0 0 0 2
Gary Matthews, S (1, 9) OBP: 0.344, SLG: 0.483		1-3 K		0-1 G3-1		4-0 IBB		4-0 BB 1-2		2 0 0 0 2 1 1
Rod Barajas, R (1, 2) OBP: 0.263, SLG: 0.468		1-2 F9			0-1 10 CS 1B	0-0 F7		0-1 G6-3		4 0 1 0 0 0 4

Inning Stats	R: 2 E: 0 K: 1 S: 14	H: 2 LOB: 1 BB: 0 P: 17	R: 0 E: 0 K: 1 S: 10	H: 0 LOB: 0 BB: 0 P: 14	R: 0 E: 0 K: 1 S: 7	H: 0 LOB: 0 BB: 0 P: 8	R: 1 E: 0 K: 0 S: 19	H: 2 LOB: 1 BB: 0 P: 27	R: 0 E: 0 K: 1 S: 10	H: 2 LOB: 2 BB: 0 P: 13	R: 2 E: 1 K: 2 S: 17	H: 2 LOB: 2 BB: 1 P: 31	R: 0 E: 0 K: 3 S: 11	H: 0 LOB: 0 BB: 0 P: 12	R: 0 E: 0 K: 0 S: 8	H: 1 LOB: 2 BB: 1 P: 18
--------------	-------------------------------	----------------------------------	-------------------------------	----------------------------------	------------------------------	---------------------------------	-------------------------------	----------------------------------	-------------------------------	----------------------------------	-------------------------------	----------------------------------	-------------------------------	----------------------------------	------------------------------	----------------------------------

PITCHER	IP	WLS	BF	H	R	ER	SO	BB	IBB	HBP	BLK	WP	HR	S	P	ERA	WHIP
Scott Elarton, R (1, 1) ERA: 6.96	5.1	L	26	8	5	5	5	0	0	0	0	1	3	73	105	8.44	1.500
59 Matt Miller, R (6, 1) ERA: 4.08	0.2		2	0	0	0	1	0	0	0	0	0	0	4	5	0.00	0.000
63 Rafael Betancourt, R (7, 1) ERA: 4.33	1.0		3	0	0	0	3	0	0	0	0	0	0	11	12	0.00	0.000
David Riske, R (8, 1) ERA: 4.15	1.0		5	1	0	0	0	1	0	0	0	0	0	8	18	0.00	2.000

**BOTTOM**

**Cleveland Indians @ Texas Rangers**  
The Ballpark at Arlington, Arlington, TX

Wed Aug 18 2004, 8:05 PM EDT  
Att: 31,572 - Sunny - 89 F

AB	34
R	5
H	9
RBI	5
BB	2
SO	9
LOB	14



1B	2B	3B	HR	SF	SAC	DP	HBP	WP	PA
4	3	0	3	0	1	0	0	1	36

Batter	1	2	3	4	5	6	7	8	9	AB R H RBI BB SO LOB	TOP											
<b>Matt Lawton, L</b> (1, 7) OBP: 0.362, SLG: 0.441	3-2 F8		3-2 G4-3		3-2 G3			4-2 BB		3 0 0 0 1 0 3												
<b>Omar Vizquel, S</b> (1, 6) OBP: 0.364, SLG: 0.404	3-2 2B		1-2 G6-3			0-2 G6-3		2-2 F8		4 0 1 0 0 0 2												
<b>48 Travis Hafner, L</b> (1, 10) OBP: 0.409, SLG: 0.583 <b>Josh Phelps, R</b> (9, PH) OBP: 0.299, SLG: 0.412	3-3 K			2-2 P6		0-0 P3			2-3 K	3 0 0 0 0 1 1 1 0 0 0 0 1 0												
<b>41 Victor Martinez, S</b> (1, 2) OBP: 0.366, SLG: 0.523	2-1 G5-3			1-0 P5		1-0 F9			3-1 F9	4 0 0 0 0 0 1												
<b>Ben Broussard, L</b> (1, 3) OBP: 0.384, SLG: 0.473		2-2 P6		2-2 HR			1-2 G1-3		3-3 K	4 1 1 1 0 1 0												
<b>Casey Blake, R</b> (1, 5) OBP: 0.356, SLG: 0.488		0-3 K		3-2 F7			2-2 G4-3			3 0 0 0 0 1 0												
<b>Jody Gerut, L</b> (1, 9) OBP: 0.334, SLG: 0.404			0-0 P6			3-3 K		1-2 K		3 0 0 0 0 2 0												
<b>Ronnie Belliard, R</b> (1, 4) OBP: 0.374, SLG: 0.425			1-2 FC6-4 1B		1-1 E4 CS BB			1-0 G6-3		3 0 1 0 0 0 0												
<b>Coco Crisp, S</b> (1, 8) OBP: 0.317, SLG: 0.428			1-1 FC6-4 G4-3		4-0 CS BB			1-2 P6		2 0 0 0 1 0 1												
<b>Inning Stats</b>	R: 0 E: 0 K: 1 S: 13	H: 1 LOB: 1 BB: 0 P: 24	R: 0 E: 0 K: 1 S: 7	H: 0 LOB: 0 BB: 0 P: 9	R: 0 E: 0 K: 0 S: 11	H: 1 LOB: 1 BB: 0 P: 17	R: 1 E: 0 K: 0 S: 12	H: 1 LOB: 0 BB: 0 P: 20	R: 0 E: 1 K: 1 S: 8	H: 0 LOB: 1 BB: 1 P: 19	R: 0 E: 0 K: 0 S: 6	H: 0 LOB: 0 BB: 0 P: 7	R: 0 E: 0 K: 1 S: 9	H: 0 LOB: 0 BB: 0 P: 13	R: 0 E: 0 K: 0 S: 12	H: 0 LOB: 1 BB: 1 P: 20	R: 0 E: 0 K: 2 S: 9	H: 0 LOB: 0 BB: 0 P: 17	1B: 1 2B: 1 3B: 0 HR: 1	SF: 0 SAC: 0 DP: 0 HBP: 0	WP: 0 PB: 0 SB: 0 CS: 2	PA: 32
<b>PITCHER</b>	IP WLS BF H R ER SO BB IBB HBP BLK WP HR S P ERA WHIP																					
<b>Kyle Lohse, R</b> (1, 1) ERA: 5.23	7.0 W 25 3 1 1 4 1 0 0 0 0 0 1 66 109 1.29 0.571																					
<b>Juan Rincon, R</b> (8, 1) ERA: 2.54	1.0 4 0 0 0 0 1 0 0 0 0 0 0 12 20 0.00 1.000																					
<b>J.C. Romero, L</b> (9, 1) ERA: 3.19	1.0 3 0 0 0 0 2 0 0 0 0 0 0 9 17 0.00 0.000																					

Cleveland Indians @ Minnesota Twins  
 Hubert H. Humphrey Metrodome, Minneapolis, MN

Fri Aug 20 2004, 8:10 PM EDT  
 Att. 25,157 - Unknown - 70 F

livebaseballscorecards.com

AB 30  
 R 1  
 H 3  
 RBI 1  
 BB 2  
 SO 6  
 LOB 8



Batter	1	2	3	4	5	6	7	8	9	AB	R	H	RBI	BB	SO	LOB
Shannon Stewart, R OBP: 0.397, SLG: 0.473 (1, 7)	0-1 G6-3	1-0 L6			0-1 1B		0-0 F7			4	0	1	0	0	0	1
Jacque Jones, L OBP: 0.320, SLG: 0.453 (1, 9)	2-2 33 BB 20 BB G3-1 1B		1-2 G3-1		1-0 20 G6-4-3 1B		3-2 G4-3			4	1	2	1	0	0	0
20 Lew Ford, R OBP: 0.392, SLG: 0.483 (1, 8)	4-2 G3-1 33 BB 1-2 BB		0-2 G6-3		0-1 G6-4-3		1-0 33 2B 1B			3	1	1	0	1	0	2
33 Justin Morneau, L OBP: 0.312, SLG: 0.519 (1, 3)	4-1 G3-1 1-2 2-3 BB		0-0 F7			0-1 P4	1-0 1B 2B			3	1	1	1	1	0	0
Jose Offerman, S OBP: 0.364, SLG: 0.415 (1, 10)	3-2 G3-1 1-2 2-3 3-H 2-2			2-3 K		1-3 K2-3	3-1 1B 2B			4	0	1	2	0	2	2
Corey Koskie, L OBP: 0.345, SLG: 0.477 (1, 5)	G3-1			0-2 F9		0-1 HR		2-3 K		4	1	1	1	0	1	2
Cristian Guzman, S OBP: 0.306, SLG: 0.375 (1, 6)		4-0 WP BB		2-0 L7		0-2 1B 1B		0-0 G6-3		3	0	1	0	1	0	0
Henry Blanco, R OBP: 0.250, SLG: 0.347 (1, 2)		1-3 SAFE SAFE K		1-2 P2		0-1 SAFE SAFE 5 FC6-4 1B		1-3 K		4	0	1	0	0	2	1
5 Michael Cuddyer, R OBP: 0.324, SLG: 0.431 Luis Rivas, R OBP: 0.268, SLG: 0.388 (1, 4) (7, 4)		1-2 G5-3			4-1 1B 1B BB		2-1 FC6-4			2	1	0	0	1	0	3
										0	0	0	0	0	0	0

Inning Stats	R: 1	H: 1	R: 0	H: 0	R: 0	H: 0	R: 0	H: 0	R: 1	H: 2	R: 1	H: 3	R: 2	H: 3	R: 0	H: 0
	E: 0	LOB: 2	E: 0	LOB: 1	E: 0	LOB: 0	E: 0	LOB: 0	E: 0	LOB: 1	E: 0	LOB: 2	E: 0	LOB: 1	E: 0	LOB: 0
	K: 0	BB: 2	K: 1	BB: 1	K: 0	BB: 0	K: 1	BB: 0	K: 0	BB: 1	K: 1	BB: 0	K: 0	BB: 0	K: 2	BB: 0
	S: 14	P: 29	S: 7	P: 14	S: 7	P: 8	S: 7	P: 11	S: 10	P: 16	S: 14	P: 17	S: 8	P: 16	S: 8	P: 11

PITCHER	IP	WLS	BF	H	R	ER	SO	BB	IBB	HBP	BLK	WP	HR	S	P	ERA	WHIP
37 Jake Westbrook, R ERA: 3.64 (1, 1)	6.2	L	31	8	5	5	3	4	0	0	0	1	1	65	106	6.75	1.800
David Riske, R ERA: 4.13 (7, 1)	0.1		1	1	0	0	0	0	0	0	0	0	0	2	5	0.00	3.000
Fernando Cabrera, R ERA: (8, 1)	1.0		3	0	0	0	2	0	0	0	0	0	0	8	11	0.00	0.000


**BOTTOM**

**Cleveland Indians @ Minnesota Twins**  
Hubert H. Humphrey Metrodome, Minneapolis, MN

Fri Aug 20 2004, 8:10 PM EDT  
Att: 25,157 - Unknown - 70 F

AB	31
R	5
H	9
RBI	5
BB	4
SO	5
LOB	11

[livebaseballscorecards.com](http://livebaseballscorecards.com)



1B: 7	SF: 0	WP: 1	PA: 35
2B: 1	SAC: 0	PB: 0	
3B: 0	DP: 1	SB: 1	
HR: 1	HBP: 0	CS: 0	

Batter	1	2	3	4	5	6	7	8	9	AB R H RBI BB SO LOB	TOP											
Ronnie Belliard, R (1, 4) OBP: 0.373, SLG: 0.423	2-2 G4-3		0-1 1B		0-0 G6-4-3			3-1 F8		4 0 1 0 0 0 2	<p>Cleveland Indians @ Minnesota Twins</p> <p>Hubert H. Humphrey Metrodome, Minneapolis, MN</p> <p>Sat Aug 21 2004, 1:20 PM EDT</p> <p>Att. 27,945 - Unknown - 70 F</p>											
Omar Vizquel, S (1, 6) OBP: 0.367, SLG: 0.406	4-2 G4-6-3 BB		3-1 1B			1-2 41 G4-6-3 1B		1-1 P5		3 0 2 0 1 0 0												
Matt Lawton, L (1, 9) OBP: 0.363, SLG: 0.440	1-0 G4-6-3			1-2 F8		0-2 41 G4-6-3 1B		4-0 41 DI BB		3 0 1 0 1 0 1												
41 Victor Martinez, S (1, 10) OBP: 0.367, SLG: 0.520		2-0 G6-3		4-2 BB		1-1 G4-6-3		4-1 G1-6-3 BB		2 0 0 0 2 0 2												
Casey Blake, R (1, 5) OBP: 0.354, SLG: 0.483		3-3 K		3-3 K		2-2 F9		1-2 P3		4 0 0 0 0 2 4												
Josh Phelps, R (1, 3) OBP: 0.298, SLG: 0.420		1-2 HR		1-3 K			2-2 G6-3		1-2 G1-6-3			4 1 1 1 0 1 3										
Coco Crisp, S (1, 7) OBP: 0.317, SLG: 0.427		1-2 G4-3			0-0 24 FC6-4 1B		1-2 G3-1					3 0 1 0 0 0 0										
24 Grady Sizemore, L (1, 8) OBP: 0.323, SLG: 0.354			1-3 K		2-2 FC6-4 1B		2-3 K					3 0 0 0 0 2 1										
Tim Laker, R (1, 2) OBP: 0.270, SLG: 0.319			2-1 G6-3		0-1 G6-4-3 1B			1-3 K				3 0 1 0 0 1 0										
<b>Inning Stats</b>	R: 0 E: 0 K: 0 S: 7	H: 0 LOB: 0 BB: 1 P: 14	R: 1 E: 0 K: 1 S: 16	H: 1 LOB: 0 BB: 0 P: 23	R: 0 E: 0 K: 1 S: 9	H: 2 LOB: 2 BB: 0 P: 15	R: 0 E: 0 K: 2 S: 16	H: 0 LOB: 1 BB: 1 P: 25	R: 0 E: 0 K: 0 S: 7	H: 2 LOB: 1 BB: 0 P: 9	R: 0 E: 0 K: 1 S: 11	H: 2 LOB: 1 BB: 0 P: 15	R: 0 E: 0 K: 1 S: 9	H: 0 LOB: 0 BB: 0 P: 14	R: 0 E: 0 K: 1 S: 7	H: 0 LOB: 0 BB: 0 P: 12	R: 0 E: 0 K: 0 S: 7	H: 0 LOB: 1 BB: 2 P: 17	1B: 6 2B: 0 3B: 0 HR: 1	SF: 0 SAC: 0 DP: 4 HBP: 0	WP: 0 PB: 0 SB: 0 CS: 0	PA: 33
<b>PITCHER</b>	IP WLS BF H R ER SO BB IBB HBP BLK WP HR S P ERA WHIP																					
Terry Mulholland, L (1, 1) ERA: 4.5	6.0 W 23 7 1 1 4 2 0 0 0 0 0 1 66 101 1.50 1.500																					
Grant Balfour, R (7, 1) ERA: 3.1	1.0 3 0 0 0 1 0 0 0 0 0 0 0 9 14 0.00 0.000																					
28 Jesse Crain, R (8, 1) ERA: 4.05	2.0 7 0 0 0 1 2 0 0 0 0 0 0 14 29 0.00 1.000																					

AB	29
R	1
H	7
RBI	1
BB	4
SO	6
LOB	13





Batter	1	2	3	4	5	6	7	8	9	AB R H RBI BB SO LOB
Shannon Stewart, R OBP: 0.395, SLG: 0.468 (1, 7)	F9		CS BB			K		L1		3 0 0 0 1 1 1
Jacque Jones, L OBP: 0.323, SLG: 0.454 (1, 9)	1B		BB			HBP		G4-3		2 1 1 0 1 0 0
20 Lew Ford, R OBP: 0.391, SLG: 0.481 (1, 10)	F8		F7			1B		F9		4 1 1 2 0 0 2
33 Justin Morneau, L OBP: 0.316, SLG: 0.537 (1, 3)	F7					1B		K		4 2 2 1 0 1 1
Torii Hunter, R OBP: 0.317, SLG: 0.460 (1, 8)						1B		K		4 2 1 1 0 1 2
Corey Koskie, L OBP: 0.347, SLG: 0.484 (1, 5)						HR		HR		3 1 1 1 1 0 1
Cristian Guzman, S Augie Ojeda, S (9, 6) OBP: 0.306, SLG: 0.374						1B		P6		3 0 1 3 0 0 0 0 0 0 0 0 0 0
Rob Bowen, S OBP: 0.222, SLG: 0.250 (1, 2)						1B		K		4 0 0 0 0 3 2
Luis Rivas, R OBP: 0.268, SLG: 0.390 (1, 4)						2B		G4-3		4 1 1 0 0 0 0

Inning Stats	R: 0 E: 0 K: 0 S: 11	H: 1 LOB: 1 BB: 0 P: 19	R: 1 E: 1 K: 1 S: 13	H: 0 LOB: 0 BB: 0 P: 18	R: 0 E: 0 K: 0 S: 5	H: 0 LOB: 1 BB: 2 P: 15	R: 2 E: 0 K: 0 S: 7	H: 2 LOB: 0 BB: 0 P: 8	R: 4 E: 0 K: 2 S: 18	H: 4 LOB: 2 BB: 1 P: 35	R: 0 E: 0 K: 0 S: 7	H: 0 LOB: 0 BB: 0 P: 11	R: 0 E: 0 K: 2 S: 11	H: 0 LOB: 0 BB: 0 P: 14	R: 1 E: 0 K: 1 S: 9	H: 1 LOB: 0 BB: 0 P: 15	1B: 4 2B: 1 3B: 0 HR: 3	SF: 1 SAC: 0 DP: 0 HBP: 1
--------------	-------------------------------	----------------------------------	-------------------------------	----------------------------------	------------------------------	----------------------------------	------------------------------	---------------------------------	-------------------------------	----------------------------------	------------------------------	----------------------------------	-------------------------------	----------------------------------	------------------------------	----------------------------------	----------------------------------	------------------------------------

PITCHER	IP	WLS	BF	H	R	ER	SO	BB	IBB	HBP	BLK	WP	HR	S	P	ERA	WHIP
Chad Durbin, R ERA: 5.68 (1, 1)	4.1	L	21	5	6	5	2	2	0	1	0	0	2	46	77	10.38	1.615
Rick White, R ERA: 4.91 (5, 1)	2.2		11	2	1	1	3	0	1	0	0	0	0	26	43	3.38	0.750
David Riske, R ERA: 4.21 (8, 1)	1.0		4	1	1	1	1	0	0	0	0	0	1	9	15	9.00	1.000

**BOTTOM**

**Cleveland Indians @ Minnesota Twins**  
 Hubert H. Humphrey Metrodome, Minneapolis, MN

Sat Aug 21 2004, 1:20 PM EDT  
 Att: 27,945 - Unknown - 70 F

livebaseballscores.com

<b>AB</b>	<b>31</b>
<b>R</b>	<b>8</b>
<b>H</b>	<b>8</b>
<b>RBI</b>	<b>8</b>
<b>BB</b>	<b>3</b>
<b>SO</b>	<b>6</b>
<b>LOB</b>	<b>9</b>



WP	PA	ERA	WHIP
0	36		

Batter	1	2	3	4	5	6	7	8	9	AB R H RBI BB SO LOB	TOP	
<b>Matt Lawton, L</b> (1, 7) OBP: 0.364, SLG: 0.440	1-2 F7	0-1 G3-1		1-1 1B			0-0 P4		3-1 DI 1B	5 0 2 1 0 0 2		
<b>Omar Vizquel, S</b> (1, 6) OBP: 0.367, SLG: 0.406	3-2 G4-3		1-1 41 S 1B	1-2 K			3-2 1B		1-1 G5-3	5 0 2 0 0 1 3		
<b>48 Travis Hafner, L</b> (1, 10) OBP: 0.406, SLG: 0.577	2-0 L5		0-0 P2		1-3 K		0-0 G3			4 0 0 0 0 1 2		
<b>41 Victor Martinez, S</b> (1, 2) OBP: 0.366, SLG: 0.516		1-1 G4-3	4-2 BB		0-2 G4-3			1-1 F9		3 0 0 0 1 0 0		
<b>Ben Broussard, L</b> (1, 3) OBP: 0.363, SLG: 0.470		2-2 FC1-4-6 E 1B	0-2 K		3-2 P6			2-3 K		4 1 1 0 0 2 2		
<b>Casey Blake, R</b> (1, 5) OBP: 0.353, SLG: 0.481		1-2 FC1-4-6 1B	0-3 K			1-1 L3		3-1 P5		4 0 1 0 0 1 2		
<b>Jody Gerut, L</b> (1, 9) OBP: 0.333, SLG: 0.402		1-2 FC1-4-6 E 24 1B		1-2 L7		1-1 F9		0-0 24 G3 1B		4 2 1 0 0 0 2		
<b>Ronnie Belliard, R</b> (1, 4) OBP: 0.372, SLG: 0.422		1-1 E6 24 1B		0-0 24 FC4-6 1B		0-2 F9		3-3 K		4 0 1 0 0 1 2		
<b>24 Grady Sizemore, L</b> (1, 8) OBP: 0.320, SLG: 0.349		1-0 3-H 1B		2-2 FC4-6 1B			0-2 G3-1		2-2 G3	4 0 1 1 0 0 2		
<b>Inning Stats</b>	R: 0 E: 0 K: 0 S: 11 H: 0 LOB: 0 P: 17	R: 2 E: 1 K: 0 S: 16 H: 3 LOB: 2 P: 23	R: 0 E: 0 K: 2 S: 12 H: 1 LOB: 2 P: 17	R: 0 E: 0 K: 1 S: 14 H: 2 LOB: 2 P: 19	R: 0 E: 0 K: 1 S: 10 H: 0 LOB: 0 P: 14	R: 0 E: 0 K: 0 S: 7 H: 0 LOB: 0 P: 9	R: 0 E: 0 K: 0 S: 11 H: 1 LOB: 1 P: 14	R: 0 E: 0 K: 1 S: 9 H: 0 LOB: 0 P: 15	R: 1 E: 0 K: 1 S: 12 H: 2 LOB: 1 P: 21	1B: 9 2B: 0 3B: 0 HR: 0 SF: 0 SAC: 0 DP: 0 HBP: 0	WP: 0 PB: 0 SB: 1 CS: 0 PA: 38	
<b>PITCHER</b>	IP WLS BF H R ER SO BB IBB HBP BLK WP HR S P ERA WHIP											
<b>Brad Radke, R</b> (1, 1) ERA: 3.41	7.0 W 30 7 2 0 4 1 0 0 0 0 0 0 81 113 0.00 1.143											
<b>J.C. Romero, L</b> (8, 1) ERA: 3.13	1.0 3 0 0 0 1 0 0 0 0 0 0 0 9 15 0.00 0.000											
<b>36 Joe Nathan, R</b> (9, 1) ERA: 1.44	1.0 5 2 1 1 1 0 0 0 0 0 0 0 12 21 9.00 2.000											

Cleveland Indians @ Minnesota Twins  
 Hubert H. Humphrey Metrodome, Minneapolis, MN

Sun Aug 22 2004, 2:10 PM EDT  
 Att. 28,587 - Unknown - 70 F

AB	37
R	3
H	9
RBI	2
BB	1
SO	6
LOB	17



Batter	1	2	3	4	5	6	7	8	9	AB	R	H	RBI	BB	SO	LOB	BOTTOM			
<b>Shannon Stewart, R</b> (1, 7) OBP: 0.398, SLG: 0.468	3-2 G6-3 1B		1-1 G6-3 2-H		2-0 F8	4-0 2B IBB		1-1 G5-3 1B		4	1	2	1	1	0	0	<b>Cleveland Indians @ Minnesota Twins</b> Hubert H. Humphrey Metrodome, Minneapolis, MN Sun Aug 22 2004, 2:10 PM EDT Att: 28,587 - Unknown - 70 F <a href="http://livebaseballscorecards.com">livebaseballscorecards.com</a>			
<b>20 Lew Ford, R</b> (1, 9) OBP: 0.391, SLG: 0.479	1-0 G6-3 1-2f		0-2 1B 1B		4-2 1B 33 SF8 BB	0-0 F4		2-1 G5-3 1-2		4	1	1	0	1	0	5				
<b>Torii Hunter, R</b> (1, 8) OBP: 0.323, SLG: 0.465	4-0 33 S BB		0-2 1-2 1B		1-0 33 SF8 1B	3-2 X 2B 1-H 2-H 3-H		1-3 K		4	1	3	3	1	1	1				
<b>33 Justin Moreau, L</b> (1, 3) OBP: 0.315, SLG: 0.530 <b>5 Michael Cuddyer, R</b> (7, 3) OBP: 0.324, SLG: 0.431	2-1 F8 1-2		1-3 K		1-1 SF8 1-2 3-H	1-1 HBP				2	0	0	1	0	1	3				
<b>Matthew LeCroy, R</b> (1, 10) OBP: 0.315, SLG: 0.384		2-0 F8		0-1 F7	0-0 2-H 1B	2-0 G6-3				4	0	1	1	0	0	2				
<b>Corey Koskie, L</b> (1, 5) OBP: 0.346, SLG: 0.490		1-1 F8		0-1 HR	1-0 F8		2-3 K			4	1	1	1	0	1	1				
<b>Cristian Guzman, S</b> (1, 6) OBP: 0.307, SLG: 0.376		0-2 G4-3		0-0 1B		0-1 SH2-4 2B HBP 1B	3-2 L5			4	1	2	0	0	0	0				
<b>Henry Blanco, R</b> (1, 2) OBP: 0.250, SLG: 0.343		0-2 G5-3		2-0 P4		3-1 SH2-4 2B HBP 1-2	2-2 G3			3	1	0	0	0	0	1				
<b>Luis Rivas, R</b> (1, 4) OBP: 0.269, SLG: 0.392		3-1 S G6-3 2B		2-2 G6-3		2-0 SH2-4 1-2 2-3		2-1 F8		3	1	1	0	0	0	1				
<b>Inning Stats</b>	R: 0 E: 0 K: 0 S: 6	H: 1 LOB: 1 BB: 1 P: 16	R: 0 E: 0 K: 0 S: 6	H: 0 LOB: 0 BB: 0 P: 9	R: 1 E: 0 K: 1 S: 17	H: 3 LOB: 2 BB: 0 P: 22	R: 1 E: 0 K: 0 S: 9	H: 2 LOB: 1 BB: 0 P: 13	R: 2 E: 0 K: 0 S: 8	H: 2 LOB: 1 BB: 1 P: 17	R: 3 E: 0 K: 0 S: 14	H: 2 LOB: 2 BB: 1 P: 29	R: 0 E: 0 K: 1 S: 14	H: 0 LOB: 0 BB: 0 P: 21	R: 0 E: 0 K: 1 S: 10	H: 1 LOB: 1 BB: 0 P: 16	1B: 8 2B: 2 3B: 0 HR: 1	SF: 1 SAC: 1 DP: 1 HBP: 2	WP: 0 PB: 0 SB: 2 CS: 0	PA: 39
<b>PITCHER</b>	IP WLS L	WLS BF	H R	ER SO	BB IBB	HBP BLK	WP HR	S P	ERA WHIP	<b>PITCHER</b>	IP WLS BF	H R	ER SO	BB IBB	HBP BLK	WP HR	S P	ERA WHIP		
<b>CC Sabathia, L</b> (1, 1) ERA: 4.17	5.2	31	10	7	1	0	0	103	11.12	2.118										
<b>59 Matt Miller, R</b> (6, 1) ERA: 4.05	0.1	1	0	0	0	0	0	3	0.00	0.000										
<b>Bob Howry, R</b> (7, 1) ERA: 1.24	1.0	3	0	0	1	0	0	14	0.00	0.000										
<b>Bob Wickman, R</b> (8, 1) ERA: 2.25	1.0	4	1	0	1	0	0	16	0.00	1.000										



**New York Yankees @ Cleveland Indians**  
 Jacobs Field, Cleveland, OH

Mon Aug 23 2004, 7:05 PM EDT  
 Att. 33,172 - Cloudy - 80 F

[livebaseballscorecards.com](http://livebaseballscorecards.com)

<b>AB</b>	<b>34</b>
<b>R</b>	<b>6</b>
<b>H</b>	<b>9</b>
<b>RBI</b>	<b>6</b>
<b>BB</b>	<b>5</b>
<b>SO</b>	<b>6</b>
<b>LOB</b>	<b>18</b>



Batter	1	2	3	4	5	6	7	8	9	AB R H RBI BB SO LOB
<b>Bernie Williams, S</b> (1, 8) OBP: 0.357, SLG: 0.424	3-2 2B 1B	1-0 2 CS 1B			3-1 F8		4-1 BB		0-1 G1-3	4 1 2 0 1 0 0
<b>2 Derek Jeter, R</b> (1, 6) OBP: 0.328, SLG: 0.429	3-1 BB 1B	1-2 CS	3-1 F7		1-0		2-2 P4		2-1 HR HBP	4 0 2 1 0 0 1 0 1 0 0 0 0 0
<b>Enrique Wilson, S</b> (9, PR) OBP: 0.258, SLG: 0.347	2-H 1B	1-2			1-2 1B					
<b>Gary Sheffield, R</b> (1, 9) OBP: 0.408, SLG: 0.563	4-1 20 G6-3 BB		4-2 13 FC6-4 BB		1-2 K			4-1 55 FC4-6 13 1B BB	2-2 HR	2 2 1 2 3 1 1
<b>13 Alex Rodriguez, R</b> (1, 5) OBP: 0.366, SLG: 0.512	2-3 K		0-1 FC6-4		2-1 G5-3			2-2 55 FC4-6 1B	0-0 G5-3	5 0 1 0 0 1 4
<b>20 Jorge Posada, S</b> (1, 2) OBP: 0.407, SLG: 0.487	1-2 G6-3		1-1 G4-3		1-0 2B			2-2 P5		4 0 1 0 0 0 5
<b>55 Hideki Matsui, L</b> (1, 7) OBP: 0.390, SLG: 0.516		4-0 HR BB		2-3 K	1-2 F7			0-0 FC4-6 1B		3 1 0 0 1 1 3
<b>Ruben Sierra, S</b> (1, 10) OBP: 0.306, SLG: 0.483		1-2 F8		0-0 G6-3	0-2 L5			2-2 1-2f 2-3 1B		4 0 1 1 0 0 2
<b>Tony Clark, S</b> (1, 3) OBP: 0.310, SLG: 0.449		3-2 1-H HR		1-3 K	1-3 K2-3			3-1 P6		4 1 1 2 0 2 2
<b>Miguel Cairo, R</b> (1, 4) OBP: 0.319, SLG: 0.407		3-1 P6		1-2 G6-3				0-1 G6-3		3 0 0 0 0 1 0 1 0 0 0 0 0 0
<b>Kenny Lofton, L</b> (9, PH) OBP: 0.342, SLG: 0.413										

Inning Stats	R: 1	H: 2	E: 0	K: 1	S: 14	P: 27	R: 2	H: 2	E: 0	K: 0	S: 15	P: 28	R: 0	H: 0	E: 0	K: 0	S: 10	P: 18	R: 0	H: 0	E: 0	K: 2	S: 7	P: 10	R: 0	H: 1	E: 0	K: 1	S: 9	P: 15	R: 0	H: 1	E: 0	K: 0	S: 9	P: 13	R: 0	H: 0	E: 0	K: 2	S: 11	P: 20	R: 1	H: 2	E: 0	K: 0	S: 14	P: 27	R: 2	H: 1	E: 0	K: 0	S: 9	P: 13	1B: 5	2B: 2	3B: 0	HR: 2	SF: 0	SAC: 0	DP: 1	HBP: 1	WP: 0	PA: 41
--------------	------	------	------	------	-------	-------	------	------	------	------	-------	-------	------	------	------	------	-------	-------	------	------	------	------	------	-------	------	------	------	------	------	-------	------	------	------	------	------	-------	------	------	------	------	-------	-------	------	------	------	------	-------	-------	------	------	------	------	------	-------	-------	-------	-------	-------	-------	--------	-------	--------	-------	--------

PITCHER	IP	WLS	BF	H	R	ER	SO	BB	IBB	HBP	BLK	WP	HR	S	P	ERA	WHIP
<b>31 Cliff Lee, L</b> (1, 1) ERA: 5.07	6.0		25	6	3	3	4	3	0	0	0	0	1	64	111	4.50	1.500
<b>63 Rafael Betancourt, R</b> (7, 1) ERA: 4.27	0.2		3	0	0	0	2	1	0	0	0	0	0	8	15	0.00	1.500
<b>59 Matt Miller, R</b> (7, 1) ERA: 4.02	0.1		1	0	0	0	0	0	0	0	0	0	0	3	5	0.00	0.000
<b>Bob Howry, R</b> (8, 1) ERA: 1.5	1.0		6	2	1	1	0	1	0	0	0	0	0	14	27	9.00	3.000
<b>Bob Wickman, R</b> (9, 1) ERA: 3.18	1.0	L	5	1	2	2	0	0	0	1	0	0	1	9	13	18.00	1.000

PITCHER	IP	WLS	BF	H	R	ER	SO	BB	IBB	HBP	BLK	WP	HR	S	P	ERA	WHIP
---------	----	-----	----	---	---	----	----	----	-----	-----	-----	----	----	---	---	-----	------

Batter	1	2	3	4	5	6	7	8	9	AB R H RBI BB SO LOB
<b>Coco Crisp, S</b> OBP: 0.315, SLG: 0.424 (1, 8)	2-3 K	2-2 G3		0-2 F7			1-2 1B		0-3 K	5 0 1 0 0 2 3
<b>Omar Vizquel, S</b> OBP: 0.364, SLG: 0.402 (1, 6)	3-2 F7	2-1 G1-3			1-3 K		1-0 L4			4 0 0 0 0 1 3
<b>Matt Lawton, L</b> OBP: 0.363, SLG: 0.437 (1, 7)	4-2 41 S BB		2-2 G5-3		2-2 G6-3		1-1 G3			3 0 0 0 1 0 0
<b>41 Victor Martinez, S</b> OBP: 0.363, SLG: 0.511 (1, 2)	2-2 G4-3		0-0 G3		0-2 K		3-3 K			4 0 0 0 0 2 1
<b>48 Travis Hafner, L</b> OBP: 0.408, SLG: 0.580 (1, 10)		4-2 2B 1B BB	1-3 K		1-1 G4-6-3 1B		0-0 1B 2B			3 1 2 0 1 1 0 0 1 0 0 0 0 0
<b>John McDonald, R</b> OBP: 0.284, SLG: 0.416 (8, PR)										
<b>Casey Blake, R</b> OBP: 0.354, SLG: 0.484 (1, 5)		1-2 1B 2B		1-1 P3		0-0 G4-6-3		0-0 1B		4 1 2 1 0 0 1
<b>Ben Broussard, L</b> OBP: 0.379, SLG: 0.464 (1, 3)		2-3 K		2-3 K		1-0 F8		1-3 K		4 0 0 0 0 3 4
<b>Ronnie Belliard, R</b> OBP: 0.373, SLG: 0.423 (1, 4)		0-0 G3 BB 1B		0-0 3B 1B		1-2 G5-3		2-2 F8		4 1 2 2 0 0 0
<b>Jody Gerut, L</b> OBP: 0.335, SLG: 0.407 (1, 9)		4-0 G3 BB		0-0 3B		0-1 F8		3-3 K		3 0 1 1 1 1 0

Inning Stats	R: 0	H: 0	E: 0	K: 1	S: 17	H: 0	LOB: 1	BB: 1	P: 28	R: 2	H: 2	E: 0	K: 1	S: 16	R: 0	H: 0	E: 0	K: 1	S: 7	R: 1	H: 2	E: 0	K: 1	S: 10	R: 0	H: 1	E: 0	K: 0	S: 4	R: 0	H: 1	E: 0	K: 0	S: 10	R: 1	H: 2	E: 0	K: 2	S: 10	R: 0	H: 0	E: 0	K: 2	S: 9	R: 0	H: 0	E: 0	K: 2	S: 9	R: 0	H: 0	E: 0	K: 2	S: 9	R: 0	H: 0	E: 0	K: 2	S: 9	1B: 5	2B: 2	3B: 1	SF: 0	SAC: 0	DP: 1	HBP: 0	WP: 0	PB: 0	SB: 1	CS: 0	PA: 37
--------------	------	------	------	------	-------	------	--------	-------	-------	------	------	------	------	-------	------	------	------	------	------	------	------	------	------	-------	------	------	------	------	------	------	------	------	------	-------	------	------	------	------	-------	------	------	------	------	------	------	------	------	------	------	------	------	------	------	------	------	------	------	------	------	-------	-------	-------	-------	--------	-------	--------	-------	-------	-------	-------	--------

PITCHER	IP	WLS	BF	H	R	ER	SO	BB	IBB	HBP	BLK	WP	HR	S	P	ERA	WHIP
<b>35 Mike Mussina, R</b> ERA: 5.34 (1, 1)	5.0		22	4	3	3	6	3	0	0	0	0	0	59	94	5.40	1.400
<b>Paul Quantrill, R</b> ERA: 3.76 (6, 1)	2.0		7	2	0	0	0	0	0	0	0	0	0	14	19	0.00	1.000
<b>Tom Gordon, R</b> ERA: 2.08 (8, 1)	1.0	W	5	2	1	1	2	0	0	0	0	0	0	10	15	9.00	2.000
<b>42 Mariano Rivera, R</b> ERA: 1.41 (9, 1)	1.0	S	3	0	0	0	2	0	0	0	0	0	0	9	14	0.00	0.000

BOTTOM

**New York Yankees @ Cleveland Indians**  
**Jacobs Field, Cleveland, OH**  
 Mon Aug 23 2004, 7:05 PM EDT  
 Att: 33,172 - Cloudy - 80 F

livebaseballscorecards.com

<b>AB</b>	<b>34</b>
<b>R</b>	<b>4</b>
<b>H</b>	<b>8</b>
<b>RBI</b>	<b>4</b>
<b>BB</b>	<b>3</b>
<b>SO</b>	<b>10</b>
<b>LOB</b>	<b>12</b>



Batter	1	2	3	4	5	6	7	8	9	AB	R	H	RBI	BB	SO	LOB	TOP								
<b>Bernie Williams, S</b> (1, 10) OBP: 0.354, SLG: 0.419	1-0 P3	1-3 K			0-3 K	1-0 F7		2-2 P6		5	0	0	0	0	2	4									
<b>2 Derek Jeter, R</b> (1, 6) OBP: 0.331, SLG: 0.436	1-0 HR		0-0 F8		0-1 13 1B		2-1 G6-3		4-2 13 S 55 1B BB	4	2	2	1	1	0	0									
<b>Gary Sheffield, R</b> (1, 9) OBP: 0.404, SLG: 0.557	2-2 G6-3		0-1 P3		1-2 F8		1-0 P5		2-3 K	5	0	0	0	0	1	2									
<b>13 Alex Rodriguez, R</b> (1, 5) OBP: 0.369, SLG: 0.515	1-1 1B		1-1 G6-3		3-1 1B		2-2 2B		2-1 G6-3	5	0	3	0	0	0	1									
<b>55 Hideki Matsui, L</b> (1, 7) OBP: 0.390, SLG: 0.517	2-3 K			1-2 20 G4-3 SF8 2B	1-3 K		2-2 F8		0-1 20 S 1B 1B	5	1	2	1	0	2	4									
<b>20 Jorge Posada, S</b> (1, 2) OBP: 0.409, SLG: 0.494		4-2 1B BB		1-2 G4-3		3-1 HR		3-1 G1-3	4-2 1B BB	3	1	1	1	2	0	1									
<b>John Olerud, L</b> (1, 3) OBP: 0.361, SLG: 0.372		1-2		0-1 SF8		1-0 SH1-3 SF9 2B		4-1 BB BB	1-1 1B	2	1	2	1	1	0	0									
<b>Enrique Wilson, S</b> (8, PR) OBP: 0.261, SLG: 0.350		1-3 1B		3-H		0-0 SH1-3		BB BB	1-2 2-H 1B	1	0	1	0	0	0	0									
<b>Miguel Cairo, R</b> (1, 4) OBP: 0.320, SLG: 0.412		0-3 K		3-2		2-3		4-2 BB		2	0	1	0	0	1	2									
<b>Ruben Sierra, S</b> (8, PH) OBP: 0.309, SLG: 0.483										0	0	0	0	1	0	0									
<b>Tony Clark, S</b> (8, 3) OBP: 0.310, SLG: 0.449								1-2 BB		0	0	0	0	0	0	0									
<b>Kenny Lofton, L</b> (1, 8) OBP: 0.336, SLG: 0.408		3-2 P5		1-0 L7		1-0 SF9		3-2 F8		3	0	0	1	0	0	5									
<b>Inning Stats</b>	R: 1 E: 0 K: 1 S: 11	H: 2 LOB: 1 BB: 0 P: 18	R: 0 E: 0 K: 2 S: 15	H: 1 LOB: 2 BB: 1 P: 24	R: 0 E: 0 K: 0 S: 5	H: 0 LOB: 0 BB: 0 P: 6	R: 1 E: 0 K: 0 S: 15	H: 2 LOB: 1 BB: 0 P: 21	R: 0 E: 0 K: 2 S: 14	H: 2 LOB: 2 BB: 0 P: 19	R: 2 E: 0 K: 0 S: 6	H: 2 LOB: 0 BB: 0 P: 12	R: 0 E: 0 K: 0 S: 10	H: 1 LOB: 1 BB: 0 P: 17	R: 0 E: 0 K: 0 S: 14	H: 0 LOB: 2 BB: 2 P: 30	R: 1 E: 0 K: 1 S: 13	H: 2 LOB: 2 BB: 2 P: 26	1B: 6 2B: 4 3B: 0 HR: 2	SF: 2 SAC: 1 DP: 0 HBP: 0	WP: 0 PB: 0 SB: 3 CS: 0	PA: 43			
<b>PITCHER</b>	IP	WLS	BF	H	R	ER	SO	BB	IBB	HBP	BLK	WP	HR	S	P	ERA	WHIP								
<b>Scott Elarton, R</b> (1, 1) ERA: 6.91	6.0		28	9	4	4	5	1	0	0	0	0	2	66	100	6.00	1.667								
<b>59 Matt Miller, R</b> (7, 1) ERA: 3.95	0.2		3	1	0	0	0	0	0	0	0	0	0	7	12	0.00	1.500								
<b>63 Rafael Betancourt, R</b> (7, 1) ERA: 4.25	0.1		1	0	0	0	0	0	0	0	0	0	0	3	5	0.00	0.000								
<b>Bob Howry, R</b> (8, 1) ERA: 1.45	1.0		5	0	0	0	0	2	0	0	0	0	0	14	30	0.00	2.000								
<b>Bob Wickman, R</b> (9, 1) ERA: 3.57	0.2	L	5	1	1	1	1	2	0	0	0	0	0	11	23	13.50	4.500								
<b>PITCHER</b>	IP	WLS	BF	H	R	ER	SO	BB	IBB	HBP	BLK	WP	HR	S	P	ERA	WHIP								
<b>David Riske, R</b> (9, 1) ERA: 4.19	0.1		1	1	0	0	0	0	0	0	0	0	0	2	3	0.00	3.000								

**New York Yankees @ Cleveland Indians**  
**Jacobs Field, Cleveland, OH**  
 Tue Aug 24 2004, 7:05 PM EDT  
 Att. 31,729 - Cloudy - 81 F

AB	35
R	5
H	12
RBI	5
BB	5
SO	6
LOB	19



WP: 0	PA: 43
-------	--------

BOTTOM

New York Yankees @ Cleveland Indians  
Jacobs Field, Cleveland, OH

Tue Aug 24 2004, 7:05 PM EDT  
Att: 31,729 - Cloudy - 81 F

livebaseballscorecards.com

AB	32
R	4
H	7
RBI	4
BB	4
SO	4
LOB	12



WP:	1	PA:	36
PB:	0		
SB:	0		
CS:	0		

AB R H RBI BB SO LOB

4 1 2 2 0 0 0

4 1 2 0 0 0 1

3 1 0 0 1 0 1

3 0 1 2 1 0 0

4 0 1 0 0 2 3

3 0 0 0 1 1 2

3 1 1 0 1 0 2

4 0 0 0 0 0 2

3 0 0 0 0 1 1

1 0 0 0 0 0 0

1B: 4 SF: 0  
2B: 1 SAC: 0  
3B: 1 DP: 2  
HR: 1 HBP: 0

Batter	1	2	3	4	5	6	7	8	9
<b>Coco Crisp, S</b> (1, 7) OBP: 0.317, SLG: 0.433	1-2 G4-3		1-2 HR		1-2 1B		3-2 G6-3		
<b>Omar Vizquel, S</b> (1, 6) OBP: 0.365, SLG: 0.403	0-1 F7		0-0 1B		1-2 G6-3			0-1 1B	
<b>48 Travis Hafner, L</b> (1, 10) OBP: 0.407, SLG: 0.576	3-1 F7		4-2 BB			1-1 G1-3		1-2 F8	
<b>41 Victor Martinez, S</b> (1, 2) OBP: 0.364, SLG: 0.512		2-0 G3	1-0 2B			2-1 F7		4-0 BB	
<b>Ben Broussard, L</b> (1, 3) OBP: 0.377, SLG: 0.467		1-3 K	2-3 K			3-0 3B		2-2 L9	
<b>Casey Blake, R</b> (1, 5) OBP: 0.353, SLG: 0.481		1-1 G6-3		1-3 K		4-0 BB		1-1 L1	
<b>Jody Gerut, L</b> (1, 9) OBP: 0.336, SLG: 0.406			4-2 HR		3-0 1B		1-0 L6		1-0 G3-1
<b>Ronnie Belliard, R</b> (1, 4) OBP: 0.371, SLG: 0.419			0-1 P5		0-0 G1-4-3		1-2 F9		0-1 G4-3
<b>24 Grady Sizemore, L</b> (1, 8) OBP: 0.310, SLG: 0.337			3-2 G4-3			2-3 K		0-2 F7	
<b>Matt Lawton, L</b> (9, PH) OBP: 0.362, SLG: 0.436									0-1 G5-3

Inning Stats	R: 0 H: 0 E: 0 K: 0 S: 7	R: 0 H: 0 E: 0 K: 1 S: 6	R: 4 H: 3 E: 0 K: 1 S: 21	R: 0 H: 1 E: 0 K: 1 S: 5	R: 0 H: 1 E: 0 K: 1 S: 11	R: 0 H: 1 E: 0 K: 0 S: 6	R: 0 H: 0 E: 0 K: 0 S: 10	R: 0 H: 1 E: 0 K: 0 S: 12	R: 0 H: 0 E: 0 K: 0 S: 5	1B: 4 2B: 1 3B: 1 HR: 1	SF: 0 SAC: 0 DP: 2 HBP: 0	WP: 1 PB: 0 SB: 0 CS: 0	PA: 36
--------------	--------------------------	--------------------------	---------------------------	--------------------------	---------------------------	--------------------------	---------------------------	---------------------------	--------------------------	-------------------------	---------------------------	-------------------------	--------

PITCHER	IP	WLS	BF	H	R	ER	SO	BB	IBB	HBP	BLK	WP	HR	S	P	ERA	WHIP
<b>Javier Vazquez, R</b> (1, 1) ERA: 4.32	7.0		28	6	4	4	4	3	0	0	1	1	1	66	111	5.14	1.286
<b>Tom Gordon, R</b> (8, 1) ERA: 2.05	1.0	W	5	1	0	0	0	1	0	0	0	0	0	12	20	0.00	2.000
<b>42 Mariano Rivera, R</b> (9, 1) ERA: 1.39	1.0	S	3	0	0	0	0	0	0	0	0	0	0	5	6	0.00	0.000

Batter	1	2	3	4	5	6	7	8	9	AB R H RBI BB SO LOB	TOP														
<b>Bernie Williams, S</b> (1, 8) <small>OBP: 0.354, SLG: 0.423</small>	0-0 F8		0-0 G4-3 2B	1-0 G3-1			0-0 2E 2B		2-2 F9	5 1 2 1 0 0 2															
<b>2 Derek Jeter, R</b> (1, 6) <small>OBP: 0.330, SLG: 0.436</small>	1-2 2B		2-1 G4-3		0-0 F8		3-1 SH 13 G4-6-3 2-H		3-1 G5-3	4 0 1 0 0 0 1															
<b>Gary Sheffield, R</b> (1, 9) <small>OBP: 0.405, SLG: 0.554</small>	0-1 G5-3		4-0 BB		2-0 L5		4-0 13 G4-6-3 IBB			2 0 0 0 2 0 1															
<b>13 Alex Rodriguez, R</b> (1, 5) <small>OBP: 0.366, SLG: 0.511</small>	2-2 G1-3		2-3 K		1-2 E4		0-0 G4-6-3			4 0 0 0 0 1 5															
<b>55 Hideki Matsui, L</b> (1, 7) <small>OBP: 0.389, SLG: 0.516</small>		0-2 20 G4-3 1B 2B	1-1 P5		3-2 G4-3		2-3 K			4 1 1 0 0 1 4															
<b>20 Jorge Posada, S</b> (1, 2) <small>OBP: 0.405, SLG: 0.488</small>		1-2 G4-3		3-3 K		1-0 E5 G1-6-3		2-2 F7		4 0 0 0 0 1 1															
<b>John Olerud, L</b> (1, 3) <small>OBP: 0.358, SLG: 0.367</small>		2-2 K		0-0 G4-3		1-1 G1-6-3		2-2 G6-3		4 0 0 0 0 1 2															
<b>Enrique Wilson, S</b> (1, 4) <small>OBP: 0.265, SLG: 0.350</small>		3-2 1B		4-0 1B BB		1-2 G4-3		2-2 G4-3		3 0 1 1 1 0 0															
<b>Kenny Lofton, L</b> (1, 10) <small>OBP: 0.335, SLG: 0.405</small>		2-0 G6-3		1-0 1B		1-2 E8 2B			2-3 K	4 1 1 0 0 1 1															
<b>Inning Stats</b>	R: 0 E: 0 K: 0 S: 11	H: 1 LOB: 1 BB: 0 P: 14	R: 1 E: 0 K: 1 S: 14	H: 2 LOB: 1 BB: 0 P: 22	R: 0 E: 0 K: 1 S: 9	H: 1 LOB: 2 BB: 1 P: 18	R: 0 E: 0 K: 1 S: 6	H: 1 LOB: 2 BB: 1 P: 15	R: 0 E: 1 K: 0 S: 10	H: 0 LOB: 1 BB: 0 P: 16	R: 0 E: 1 K: 0 S: 6	H: 0 LOB: 0 BB: 0 P: 9	R: 2 E: 2 K: 1 S: 10	H: 1 LOB: 1 BB: 1 P: 20	R: 0 E: 0 K: 0 S: 9	H: 0 LOB: 0 BB: 0 P: 15	R: 0 E: 0 K: 1 S: 8	H: 0 LOB: 0 BB: 0 P: 15	1B: 2 2B: 4 3B: 0 HR: 0	SF: 0 SAC: 1 DP: 2 HBP: 0	WP: 0 PB: 0 SB: 0 CS: 0	PA: 38			
<b>PITCHER</b>	IP WLS BF H R ER SO BB IBB HBP BLK WP HR S P ERA WHIP																								
<b>37 Jake Westbrook, R</b> (1, 1) <small>ERA: 3.56</small>	6.0	28	6	3	1	3	2	0	0	0	0	0	0	60	99	1.50	1.333								
<b>59 Matt Miller, R</b> (7, 1) <small>ERA: 3.89</small>	0.2	3	0	0	0	0	0	1	0	0	0	0	0	3	10	0.00	0.000								
<b>David Riske, R</b> (7, 1) <small>ERA: 4.1</small>	1.1	W	4	0	0	0	1	0	0	0	0	0	0	12	20	0.00	0.000								
<b>63 Rafael Betancourt, R</b> (9, 1) <small>ERA: 4.17</small>	1.0	S	3	0	0	0	1	0	0	0	0	0	0	8	15	0.00	0.000								

**New York Yankees @ Cleveland Indians**  
 Jacobs Field, Cleveland, OH  
 Wed Aug 25 2004, 7:05 PM EDT  
 Att. 30,605 - Cloudy - 83 F

livebaseballscorecards.com

<b>AB</b>	<b>34</b>
<b>R</b>	<b>3</b>
<b>H</b>	<b>6</b>
<b>RBI</b>	<b>2</b>
<b>BB</b>	<b>3</b>
<b>SO</b>	<b>5</b>
<b>LOB</b>	<b>17</b>





Batter	1	2	3	4	5	6	7	8	9	AB	R	H	RBI	BB	SO	LOB
<b>Matt Lawton, L</b> (1, 7) OBP: 0.361, SLG: 0.436	2-2 G4-3 48 G4-1 2B		1-0 G3-4		1-1 F8		2-1 F7	0-1 G5-3		5	1	1	0	0	0	3
<b>Omar Vizquel, S</b> (1, 6) OBP: 0.365, SLG: 0.404	0-1 G4-3		1-0 2B		2-0 F8		2-2 G6-3			4	0	1	1	0	0	1
<b>48 Travis Hafner, L</b> (1, 10) OBP: 0.408, SLG: 0.576	2-2 G4-1		1-0 F9		4-2 41 1B BB		0-0 2B			3	0	1	1	1	0	1
<b>41 Victor Martinez, S</b> (1, 2) OBP: 0.363, SLG: 0.510	1-1 F8		0-0 F9		1-1 1B		1-1 G3			4	0	1	0	0	0	2
<b>Ben Broussard, L</b> (1, 3) OBP: 0.378, SLG: 0.469		2-1 P6		0-2 CS 2B	3-2 G4-3			4-2 SH1-4 BB SF9 BB		3	0	1	0	1	0	2
<b>John McDonald, R</b> (8, PR) OBP: 0.284, SLG: 0.416										0	1	0	0	0	0	0
<b>Casey Blake, R</b> (1, 5) OBP: 0.358, SLG: 0.481		1-1 FC5-4 HBP		4-2 CS BB		4-2 F7 G4-3 BB		4-0 SF9 SH1-4 1B BB		0	1	0	0	3	0	0
<b>Jody Gerut, L</b> (1, 9) OBP: 0.334, SLG: 0.403		1 SAFE 2-1 FC5-4 E S 1-2f		3-3 K 1-2 2-3		3-2 G4-3 1-2		0-0 SH1-4 1-2 2-3		3	0	0	0	0	1	4
<b>Ronnie Belliard, R</b> (1, 4) OBP: 0.370, SLG: 0.418		3-3 K 1-3		4-2 BB		1-1 F7 2-3		1-1 SF9 2-3 3-H		2	0	0	1	1	1	2
<b>Coco Crisp, S</b> (1, 8) OBP: 0.319, SLG: 0.434			2-2 G3-4 2B 1B		0-0 F8		0-0 P4		0-0 S 1B 3-H	4	1	2	1	0	0	3


Inning Stats	R: 1	H: 1	E: 0	K: 0	S: 10	R: 0	H: 0	E: 0	K: 1	S: 8	R: 1	H: 2	E: 0	K: 0	S: 7	R: 0	H: 1	E: 0	K: 1	S: 17	R: 0	H: 1	E: 0	K: 0	S: 10	R: 0	H: 0	E: 0	K: 0	S: 9	R: 0	H: 1	E: 0	K: 0	S: 9	R: 2	H: 1	E: 0	K: 0	S: 9	R: 1B: 3	R: 2B: 5	R: 3B: 0	R: HR: 0	R: SF: 1	R: SAC: 1	R: DP: 1	R: HBP: 1	WP: 0	PA: 37
--------------	------	------	------	------	-------	------	------	------	------	------	------	------	------	------	------	------	------	------	------	-------	------	------	------	------	-------	------	------	------	------	------	------	------	------	------	------	------	------	------	------	------	----------	----------	----------	----------	----------	-----------	----------	-----------	-------	--------

PITCHER	IP	WLS	BF	H	R	ER	SO	BB	IBB	HBP	BLK	WP	HR	S	P	ERA	WHIP
<b>Orlando Hernandez, R</b> (1, 1) ERA: 2.81	6.0		27	5	2	2	2	4	0	0	0	0	0	61	109	3.00	1.500
<b>Paul Quantrill, R</b> (7, 1) ERA: 3.71	1.0	H	4	1	0	0	0	0	0	0	0	0	0	9	14	0.00	1.000
<b>Tom Gordon, R</b> (8, 1) ERA: 2.27	1.0	L	6	1	2	2	0	2	0	0	0	0	0	9	18	18.00	3.000

**BOTTOM**

**New York Yankees @ Cleveland Indians**  
**Jacobs Field, Cleveland, OH**  
 Wed Aug 25 2004, 7:05 PM EDT  
 Att: 30,605 - Cloudy - 83 F

<b>AB</b>	<b>28</b>
<b>R</b>	<b>4</b>
<b>H</b>	<b>7</b>
<b>RBI</b>	<b>4</b>
<b>BB</b>	<b>6</b>
<b>SO</b>	<b>2</b>
<b>LOB</b>	<b>18</b>



Batter	1	2	3	4	5	6	7	8	9	AB R H RBI BB SO LOB	TOP											
Aaron Rowand, R (1, 8) OBP: 0.370, SLG: 0.576										5 2 2 1 1 3 1												
Roberto Alomar, S (1, 4) OBP: 0.326, SLG: 0.401 Willie Harris, L (7, 4) OBP: 0.352, SLG: 0.324										4 2 1 0 1 1 2 1 0 0 0 0 0 0												
14 Paul Konerko, R (1, 3) OBP: 0.364, SLG: 0.536										5 3 3 3 0 0 0												
Carl Everett, S (1, 10) OBP: 0.319, SLG: 0.397										5 1 2 4 0 2 1												
Ross Gload, L (1, 7) OBP: 0.333, SLG: 0.403										4 2 3 2 0 0 0												
Ben Davis, S (1, 2) OBP: 0.277, SLG: 0.410										5 1 1 2 0 2 3												
Jose Valentin, S (1, 6) OBP: 0.290, SLG: 0.495										5 0 1 0 0 1 2												
5 Juan Uribe, R (1, 5) OBP: 0.319, SLG: 0.486										5 2 3 2 0 1 1												
Joe Borchard, S (1, 9) OBP: 0.260, SLG: 0.236										3 1 0 0 2 1 1												
<b>Inning Stats</b>	R: 6 E: 0 K: 2 S: 37	H: 6 LOB: 2 BB: 2 P: 60	R: 0 E: 0 K: 1 S: 12	H: 1 LOB: 1 BB: 0 P: 16	R: 0 E: 0 K: 1 S: 9	H: 1 LOB: 1 BB: 0 P: 12	R: 3 E: 0 K: 1 S: 14	H: 3 LOB: 0 BB: 0 P: 20	R: 5 E: 1 K: 1 S: 22	H: 4 LOB: 1 BB: 2 P: 40	R: 0 E: 0 K: 1 S: 8	H: 0 LOB: 0 BB: 0 P: 11	R: 0 E: 0 K: 1 S: 7	H: 0 LOB: 0 BB: 0 P: 14	R: 0 E: 0 K: 1 S: 10	H: 1 LOB: 1 BB: 0 P: 17	R: 0 E: 0 K: 2 S: 7	H: 0 LOB: 0 BB: 0 P: 8	1B: 9 2B: 4 3B: 0 HR: 3	SF: 1 SAC: 0 DP: 0 HBP: 0	WP: 1 PB: 0 SB: 0 CS: 0	PA: 47
<b>PITCHER</b>	IP WLS BF H R ER SO BB IBB HBP BLK WP HR S P ERA WHIP																					
Chad Durbin, R (1, 1) ERA: 6.66	0.2 L 9 5 6 6 1 2 0 0 0 0 1 30 51 81.00 10.500																					
Rick White, R (1, 1) ERA: 5.32	3.1 18 7 5 5 4 1 0 0 0 0 2 49 69 13.50 2.400																					
Fernando Cabrera, R (5, 1) ERA: 6.0	2.0 10 3 3 2 2 1 0 0 0 0 0 23 39 9.00 2.000																					
59 Matt Miller, R (7, 1) ERA: 3.8	1.0 3 0 0 0 1 0 0 0 0 0 0 7 14 0.00 0.000																					
David Riske, R (8, 1) ERA: 3.97	2.0 7 1 0 0 3 0 0 0 0 1 0 17 25 0.00 0.500																					

Chicago White Sox @ Cleveland Indians  
 Jacobs Field, Cleveland, OH  
 Thu Aug 26 2004, 7:05 PM EDT  
 Att. 30,049 - Cloudy - 80 F

AB	42
R	14
H	16
RBI	14
BB	4
SO	11
LOB	11



WP: 1	PA: 47
-------	--------

ERA	WHIP
-----	------

Batter	1	2	3	4	5	6	7	8	9	AB R H RBI BB SO LOB
Ronnie Belliard, R OBP: 0.372, SLG: 0.428 (1, 4)	2-2 2B 3B	4-2 BB		2-2 1-H HR		0-2 L3		1-3 K		4 2 2 2 1 1 1
Omar Vizquel, S OBP: 0.365, SLG: 0.411 (1, 6)	1-0 G3 41 2B 2B	0-0 SF7		3-2 1B 3B		2-0 L6		0-1 FC6 1-2f		4 2 2 2 0 0 1
Matt Lawton, L OBP: 0.359, SLG: 0.433 (1, 7)	2-1 G3 2-3	3-1 P2		3-2 FC6-4 1B		1-1 F7		1-0 F7		5 0 1 1 0 0 3
41 Victor Martinez, S OBP: 0.363, SLG: 0.510 (1, 2)	1-1 2B 3-H		1-3 K 1 SAFE	0-0 F8		4-2 G6-4-3 BB		1-1 G3-1		4 0 1 1 1 1 1
Casey Blake, R OBP: 0.356, SLG: 0.478 (1, 5)	0-0 F8		2-1 G1-3 1 SAFE	1-2 FC6-4 1-2f		3-2 G6-4-3 1-2f		2-2 DI 1B		5 0 1 0 0 0 3
Ben Broussard, L OBP: 0.376, SLG: 0.475 (1, 3)	3-3 K		3-2 G4-3		3-2 HR		0-3 K	1-3 K 1-2		5 1 1 1 0 3 2
Josh Phelps, R OBP: 0.303, SLG: 0.437 (1, 10)		1-1 BB SF7 2B		1-3 K 1B		1-1 G6-4-3 1B		0-2 HR		4 2 3 1 0 1 0
Coco Crisp, S OBP: 0.321, SLG: 0.443 (1, 8)		0-0 F8		0-2 HR		1-1 G6-4-3 1-2f		3-1 FC6 1B		4 1 2 1 0 0 2
Jody Gerut, L OBP: 0.335, SLG: 0.403 (1, 9)		4-1 BB BB		0-2 HR 1B		1-2 G6-3		0-0 F7		3 1 1 0 1 0 1

Inning Stats	R: 2	H: 3	E: 0	K: 1	S: 13	LOB: 1	BB: 0	P: 22	R: 1	H: 1	E: 0	K: 0	S: 9	LOB: 2	BB: 2	P: 21	R: 0	H: 0	E: 0	K: 1	S: 9	LOB: 0	BB: 0	P: 15	R: 4	H: 5	E: 0	K: 1	S: 27	LOB: 1	BB: 0	P: 37	R: 1	H: 2	E: 0	K: 0	S: 12	LOB: 0	BB: 0	P: 18	R: 0	H: 0	E: 0	K: 0	S: 6	LOB: 0	BB: 0	P: 9	R: 0	H: 0	E: 0	K: 1	S: 14	LOB: 0	BB: 1	P: 21	R: 1	H: 2	E: 0	K: 1	S: 11	LOB: 1	BB: 0	P: 15	R: 0	H: 1	E: 0	K: 1	S: 10	LOB: 1	BB: 0	P: 15	1B: 5	SF: 1	2B: 3	SAC: 0	3B: 2	DP: 2	HR: 4	HBP: 0
--------------	------	------	------	------	-------	--------	-------	-------	------	------	------	------	------	--------	-------	-------	------	------	------	------	------	--------	-------	-------	------	------	------	------	-------	--------	-------	-------	------	------	------	------	-------	--------	-------	-------	------	------	------	------	------	--------	-------	------	------	------	------	------	-------	--------	-------	-------	------	------	------	------	-------	--------	-------	-------	------	------	------	------	-------	--------	-------	-------	-------	-------	-------	--------	-------	-------	-------	--------


PITCHER	IP	WLS	BF	H	R	ER	SO	BB	IBB	HBP	BLK	WP	HR	S	P	ERA	WHIP
Josh Stewart, L ERA: 15.26 (1, 1)	3.1		19	7	6	6	3	2	0	0	0	0	2	46	76	16.20	2.700
Neal Cotts, L ERA: 5.29 (4, 1)	2.2	W	12	4	2	2	0	1	0	0	0	0	1	36	56	6.75	1.875
Cliff Politte, R ERA: 4.47 (7, 1)	2.0		7	2	1	1	2	0	0	0	0	0	1	19	26	4.50	1.000
Michael Jackson, R ERA: 4.44 (9, 1)	1.0		4	1	0	0	1	0	0	0	0	0	0	10	15	0.00	1.000

**BOTTOM**

**Chicago White Sox @ Cleveland Indians**  
**Jacobs Field, Cleveland, OH**

Thu Aug 26 2004, 7:05 PM EDT  
 Att: 30,049 - Cloudy - 80 F

AB	38
R	9
H	14
RBI	9
BB	3
SO	6
LOB	14



PITCHER	IP	WLS	BF	H	R	ER	SO	BB	IBB	HBP	BLK	WP	HR	S	P	ERA	WHIP
WP: 0	PA: 42	PB: 0	SB: 0	CS: 0													

Batter	1	2	3	4	5	6	7	8	9	AB R H RBI BB SO LOB	TOP														
Aaron Rowand, R (1, 8) OBP: 0.370, SLG: 0.576	1-3 K		0-3 K		2-2 S 1B		1-1 2B		1-0 G5-3	5 0 2 0 0 2 3															
Roberto Alomar, S (1, 4) OBP: 0.316, SLG: 0.389	3-1 G5-3			3-2 K	1-3 K		2-3 K		1-1 G3-1	5 0 0 0 0 3 4															
14 Paul Konerko, R (1, 3) OBP: 0.363, SLG: 0.532	2-2 F8			4-0 HBP 5 3B BB	1-3 K			1-1 F9		3 1 0 0 1 1 1															
Carl Everett, S (1, 10)			1-3 K	3-2 HBP 5 3B	2-2 G6-3			1-1 1B		3 1 1 0 0 1 1															
5 Juan Uribe, R (1, 6) OBP: 0.318, SLG: 0.489			1-3 K2-3	1-1 E 3B 1-H 2-H		3-3 K		1-2 L6		4 1 1 2 0 2 1															
Ross Gload, L (1, 7) OBP: 0.338, SLG: 0.405			1-2 G5-3	0-1 E4 24 F9 1B 3-H		3-2 K 1B		3-2 F7		4 0 2 1 0 0 1															
Jamie Burke, R (1, 2) OBP: 0.375, SLG: 0.449			0-1 2B	4-0 BB		1-3 K 1-2		0-1 F7		2 0 1 0 1 1 1															
Timo Perez, L (9, PH) OBP: 0.294, SLG: 0.335										1 0 0 0 0 0 0	AB 35 R 3 H 9 RBI 3 BB 2 SO 12 LOB 18														
24 Joe Crede, R (1, 5) OBP: 0.290, SLG: 0.401			2-2 K	0-1 F9 2B		0-0 P3		0-1 2B 1B		3 0 0 0 0 1 3															
Willie Harris, L (9, PH) OBP: 0.354, SLG: 0.326										1 0 1 0 0 0 0															
Joe Borchard, S (1, 9) OBP: 0.260, SLG: 0.247			1-3 K	1-2 F9		1-0 G5-3		0-0 2B		4 0 1 0 0 1 3															
Inning Stats	R: 0 E: 0 K: 1 S: 8	H: 0 LOB: 0 BB: 0 P: 14	R: 0 E: 0 K: 2 S: 10	H: 0 LOB: 0 BB: 0 P: 13	R: 0 E: 0 K: 3 S: 12	H: 1 LOB: 1 BB: 2 P: 15	R: 3 E: 1 K: 1 S: 16	H: 2 LOB: 2 BB: 2 P: 32	R: 0 E: 0 K: 2 S: 13	H: 1 LOB: 1 BB: 0 P: 19	R: 0 E: 0 K: 2 S: 11	H: 1 LOB: 1 BB: 0 P: 18	R: 0 E: 0 K: 1 S: 7	H: 1 LOB: 1 BB: 0 P: 11	R: 0 E: 0 K: 0 S: 11	H: 1 LOB: 1 BB: 0 P: 17	R: 0 E: 0 K: 0 S: 8	H: 2 LOB: 2 BB: 0 P: 10	1B: 5 2B: 3 3B: 1 HR: 0	SF: 0 SAC: 0 DP: 0 HBP: 1	WP: 0 PB: 0 SB: 1 CS: 0	PA: 38			
PITCHER	IP	WLS	BF	H	R	ER	SO	BB	IBB	HBP	BLK	WP	HR	S	P	ERA	WHIP								
CC Sabathia, L (1, 1) ERA: 4.18	6.0	W	25	5	3	3	11	2	0	1	0	0	0	70	111	4.50	1.167								
63 Rafael Betancourt, R (7, 1) ERA: 4.09	1.0	H	4	1	0	0	1	0	0	0	0	0	0	7	11	0.00	1.000								
Bob Howry, R (8, 1) ERA: 1.41	1.0	H	4	1	0	0	0	0	0	0	0	0	0	11	17	0.00	1.000								
Bob Wickman, R (9, 1) ERA: 3.38	1.0	S	5	2	0	0	0	0	0	0	0	0	0	8	10	0.00	2.000								

Chicago White Sox @ Cleveland Indians  
Jacobs Field, Cleveland, OH

Fri Aug 27 2004, 7:05 PM EDT  
Att. 30,527 - Overcast - 76 F

livebaseballscorecards.com



Batter	1	2	3	4	5	6	7	8	9
<b>Matt Lawton, L</b> OBP: 0.362, SLG: 0.435 (1, 9)	4-1 BB BB 1B BB	3-2 G4-3 1B			0-2 E SF7 1B		2-3 K		
<b>Omar Vizquel, S</b> OBP: 0.364, SLG: 0.409 (1, 6)	4-1 BB BB 1B BB	1-0 G4-3			3-1 SF7 1-H		1-3 K		
<b>48 Travis Hafner, L</b> OBP: 0.405, SLG: 0.571 (1, 10)	1-2 F5	1-3 K			1-2 F8			2-3 K	
<b>Casey Blake, R</b> OBP: 0.354, SLG: 0.474 (1, 5)	2-1 F9				2-3 K			0-1 P3	
<b>Ben Broussard, L</b> OBP: 0.377, SLG: 0.473 (1, 3)	4-1 1B HR BB				3-2 SH2-3 1B			1-1 F9	
<b>Coco Crisp, S</b> OBP: 0.325, SLG: 0.446 (1, 7)	0-1 HR 1B				0-0 SH2-3 1-2				
<b>Ronnie Belliard, R</b> OBP: 0.372, SLG: 0.434 (1, 4)	1-0 HR				0-0 CS 1B			0-0 F8	
<b>24 Grady Sizemore, L</b> OBP: 0.301, SLG: 0.326 (1, 8)	2-1 P6				3-2 G4-3			0-0 G3-1	
<b>Tim Laker, R</b> OBP: 0.264, SLG: 0.310 (1, 2)					2-2 L4			3-3 K	

Inning Stats	R: 5	H: 2	E: 0	K: 0	S: 13	LOB: 0	BB: 3	P: 31	R: 0	H: 1	E: 0	K: 1	S: 12	LOB: 1	BB: 0	P: 20	R: 0	H: 1	E: 0	K: 1	S: 6	LOB: 0	BB: 0	P: 11	R: 0	H: 0	E: 0	K: 0	S: 9	LOB: 0	BB: 0	P: 15	R: 1	H: 1	E: 1	K: 1	S: 12	LOB: 0	BB: 0	P: 18	R: 0	H: 1	E: 0	K: 0	S: 6	LOB: 1	BB: 0	P: 9	R: 0	H: 0	E: 0	K: 3	S: 13	LOB: 0	BB: 0	P: 19	R: 0	H: 0	E: 0	K: 1	S: 7	LOB: 0	BB: 0	P: 10
--------------	------	------	------	------	-------	--------	-------	-------	------	------	------	------	-------	--------	-------	-------	------	------	------	------	------	--------	-------	-------	------	------	------	------	------	--------	-------	-------	------	------	------	------	-------	--------	-------	-------	------	------	------	------	------	--------	-------	------	------	------	------	------	-------	--------	-------	-------	------	------	------	------	------	--------	-------	-------

PITCHER	IP	WLS	BF	H	R	ER	SO	BB	IBB	HBP	BLK	WP	HR	S	P	ERA	WHIP
<b>Jason Grilli, R</b> ERA: 9.0 (1, 1)	5.0	L	22	5	6	5	3	3	0	0	0	0	1	52	95	9.00	1.600
<b>Jon Adkins, R</b> ERA: 3.49 (6, 1)	1.1		5	1	0	0	1	0	0	0	0	0	0	10	16	0.00	0.750
<b>Damaso Marte, L</b> ERA: 3.19 (7, 1)	1.0		3	0	0	0	3	0	0	0	0	0	0	12	17	0.00	0.000
<b>Shingo Takatsu, R</b> ERA: 2.2 (8, 1)	0.2		2	0	0	0	0	0	0	0	0	0	0	4	5	0.00	0.000

AB R H RBI BB SO LOB

3	2	2	0	1	1	0
2	1	0	1	1	1	1
4	0	0	0	0	2	3
4	0	0	0	0	2	2
3	1	1	0	1	0	0
2	1	2	2	0	0	0
3	1	1	3	0	0	1
3	0	0	0	0	0	1
3	0	0	0	0	1	0

<b>AB</b>	27
<b>R</b>	6
<b>H</b>	6
<b>RBI</b>	6
<b>BB</b>	3
<b>SO</b>	7
<b>LOB</b>	8



WP	HR	S	P	ERA	WHIP
0	0	0	33		

**Chicago White Sox @ Cleveland Indians**  
 Jacobs Field, Cleveland, OH  
 Fri Aug 27 2004, 7:05 PM EDT  
 Att. 30,527 - Overcast - 76 F

livebaseballscorecards.com

Batter	1	2	3	4	5	6	7	8	9	AB R H RBI BB SO LOB	TOP											
Aaron Rowand, R (1, 8) OBP: 0.374, SLG: 0.575	1-2 G4-3		2-1 HBP		4-2 5 1B 14 HR BB		4-1 14 G6-4-3 BB			1 1 0 0 2 0 0	<b>Chicago White Sox @ Cleveland Indians</b> Jacobs Field, Cleveland, OH Sat Aug 28 2004, 7:05 PM EDT Att: 37,374 - Overcast - 71 F											
5 Juan Uribe, R (1, 4) OBP: 0.320, SLG: 0.489	2-1 14 G6-4-3 1B		2-3 K		0-2 14 HR 1B		0-0 L7			4 1 2 1 0 1 3												
14 Paul Konerko, R (1, 3) OBP: 0.362, SLG: 0.537	3-2 G6-4-3 1-2f			1-3 K	1-2 1-H 2-H HR		2-0 G6-4-3 1-2f			4 1 1 3 0 1 2												
Carl Everett, S (1, 10) OBP: 0.320, SLG: 0.391		4-0 FC4-6 BB		0-1 G5-3	3-2 G5-3		1-3 K			3 0 0 0 1 1 0												
Ross Gload, L (1, 7) OBP: 0.341, SLG: 0.404		2-1 FC4-6 1-2f G6-4-3		2-0 FC6-4 1B		4-0 2B 24 1B BB	0-2 K			3 1 1 0 1 1 1												
Ben Davis, S (1, 2) OBP: 0.276, SLG: 0.413		0-1 G6-4-3 1-2f		1-0 FC6-4 1-2f		1-1 24 1B 2B	0-0 F7			4 0 1 0 0 0 2												
Jose Valentin, S (1, 6) OBP: 0.290, SLG: 0.492			0-0 S 1B		2-2 P4	1-1 G3-4	0-3 K			4 0 1 0 0 1 2												
24 Joe Crede, R (1, 5) OBP: 0.294, SLG: 0.405			0-1 L5		2-2 F9 5 1B 2B	1-2 G6-3 HBP	1-0 G6-3 HBP			3 1 2 1 0 0 1												
Joe Borchard, S (1, 9) OBP: 0.250, SLG: 0.237			0-0 F8		1-0 F9	0-0 P4	1-0 G6-3 1-2f			4 0 0 0 0 0 4												
<b>Inning Stats</b>	R: 0 E: 0 K: 0 S: 12	H: 1 LOB: 0 BB: 0 P: 18	R: 0 E: 0 K: 0 S: 4	H: 0 LOB: 0 BB: 1 P: 10	R: 0 E: 0 K: 1 S: 9	H: 1 LOB: 2 BB: 0 P: 13	R: 0 E: 0 K: 1 S: 7	H: 1 LOB: 1 BB: 0 P: 11	R: 4 E: 0 K: 0 S: 22	H: 3 LOB: 0 BB: 1 P: 35	R: 1 E: 0 K: 0 S: 10	H: 2 LOB: 1 BB: 1 P: 17	R: 0 E: 0 K: 0 S: 3	H: 0 LOB: 0 BB: 1 P: 9	R: 0 E: 0 K: 2 S: 8	H: 0 LOB: 0 BB: 0 P: 9	R: 0 E: 0 K: 1 S: 4	H: 0 LOB: 0 BB: 0 P: 6	1B: 5 2B: 2 3B: 0 HR: 1	SF: 0 SAC: 0 DP: 4 HBP: 2	WP: 0 PB: 0 SB: 1 CS: 0	PA: 36
<b>PITCHER</b>	IP WLS BF H R ER SO BB IBB HBP BLK WP HR S P ERA WHIP												<b>PITCHER</b>	IP WLS BF H R ER SO BB IBB HBP BLK WP HR S P ERA WHIP								
31 Cliff Lee, L (1, 1) ERA: 5.18	5.2 L 26 8 5 5 2 3 0 1 0 0 0 1 63 103 7.94 1.941																					
Kazuhito Tadano, R (6, 1) ERA: 4.7	2.1 7 0 0 0 2 1 0 0 0 0 0 0 12 19 0.00 0.429																					
Jeremy Guthrie, R (9, 1) ERA:	1.0 3 0 0 0 1 0 0 1 0 0 0 0 4 6 0.00 0.000																					

livebaseballscorecards.com

AB	30
R	5
H	8
RBI	5
BB	4
SO	5
LOB	15



Batter	1	2	3	4	5	6	7	8	9	AB R H RBI BB SO LOB
<b>Matt Lawton, L</b> (1, 7) OBP: 0.361, SLG: 0.432	2-1 G3		3-1 E 1B 1B			0-0 G4-3	3-0 CS	2-3 K	3-3 K	5 0 1 0 0 2 2
<b>Omar Vizquel, S</b> (1, 6) OBP: 0.363, SLG: 0.408	1-2 G4-3		0-1 E1 1-3 1B			0-0 G6-3		3-1 F8		4 0 1 0 0 0 0
<b>48 Travis Hafner, L</b> (1, 10) OBP: 0.403, SLG: 0.568	0-2 G6-3		2-1 P5			1-2 41 1B 2B		1-3 K		4 1 1 0 0 1 2
<b>41 Victor Martinez, S</b> (1, 2) OBP: 0.363, SLG: 0.507				0-0 F8		1-1 2B 1-2 1B		1-2 K		4 0 1 0 0 1 0
<b>Casey Blake, R</b> (1, 5) OBP: 0.355, SLG: 0.482		2-3 K		1-3 K		3-1 2B		0-0 HR		4 1 2 2 0 2 0
<b>Ben Broussard, L</b> (1, 3) OBP: 0.376, SLG: 0.480		1-0 E8		3-2 P2		2-3 K		3-2 HR		4 1 1 1 0 1 2
<b>Ronnie Belliard, R</b> (1, 4) OBP: 0.369, SLG: 0.430		2-3 SAFE K			1-3 K		0-0 G5-3		0-1 F8	4 0 0 0 0 2 1
<b>Jody Gerut, L</b> (1, 9) OBP: 0.337, SLG: 0.402			4-1 CS BB		3-1 F9		1-3 K		0-2 1B 1B	3 0 1 0 1 1 0
<b>Coco Crisp, S</b> (1, 8) OBP: 0.326, SLG: 0.447			SAFE 3-1 F8		3-1 G3-1		0-0 CS 1B		1-1 1B	4 0 2 0 0 0 1

Inning Stats	R: 0	H: 0	E: 0	K: 0	S: 8	R: 0	H: 0	E: 1	K: 2	S: 9	R: 0	H: 2	E: 1	K: 0	S: 9	R: 0	H: 0	E: 0	K: 1	S: 7	R: 0	H: 0	E: 0	K: 1	S: 8	R: 1	H: 3	E: 0	K: 12	S: 12	R: 0	H: 1	E: 0	K: 1	S: 6	R: 0	H: 0	E: 0	K: 2	S: 8	R: 2	H: 4	E: 0	K: 2	S: 19	1B: 7	2B: 1	3B: 0	HR: 2	SF: 0	SAC: 0	DP: 0	HBP: 0	WP: 0	PB: 0	SB: 1	CS: 2	PA: 38
--------------	------	------	------	------	------	------	------	------	------	------	------	------	------	------	------	------	------	------	------	------	------	------	------	------	------	------	------	------	-------	-------	------	------	------	------	------	------	------	------	------	------	------	------	------	------	-------	-------	-------	-------	-------	-------	--------	-------	--------	-------	-------	-------	-------	--------

PITCHER	IP	WLS	BF	H	R	ER	SO	BB	IBB	HBP	BLK	WP	HR	S	P	ERA	WHIP
<b>52 Jose Contreras, R</b> (1, 1) ERA: 5.04	6.2	W	27	6	1	1	6	1	0	0	0	0	0	59	101	1.35	1.050
<b>Damaso Marte, L</b> (7, 1) ERA: 3.12	1.1		3	0	0	0	2	0	0	0	0	0	0	8	17	0.00	0.000
<b>Jon Adkins, R</b> (9, 1) ERA: 3.83	0.1		3	2	2	2	1	0	0	0	0	0	2	8	12	54.00	6.000
<b>Shingo Takatsu, R</b> (9, 1) ERA: 2.17	0.2	S	4	2	0	0	1	0	0	0	0	0	0	11	15	0.00	3.000

**BOTTOM**

**Chicago White Sox @ Cleveland Indians**  
**Jacobs Field, Cleveland, OH**  
 Sat Aug 28 2004, 7:05 PM EDT  
 Att. 37,374 - Overcast - 71 F

livebaseballscorecards.com

<b>AB</b>	<b>36</b>
<b>R</b>	<b>3</b>
<b>H</b>	<b>10</b>
<b>RBI</b>	<b>3</b>
<b>BB</b>	<b>1</b>
<b>SO</b>	<b>10</b>
<b>LOB</b>	<b>8</b>



Batter	1	2	3	4	5	6	7	8	9	AB R H RBI BB SO LOB	TOP												
<b>Willie Harris, L</b> (1, 8) OBP: 0.352, SLG: 0.325	1-3 			1-2 			2-3 		0-1 	4 0 1 0 0 2 2													
<b>5 Juan Uribe, R</b> (1, 4) OBP: 0.317, SLG: 0.484	0-0 			1-1 			2-2 		3-1 	4 0 0 0 0 0 3													
<b>14 Paul Konerko, R</b> (1, 3) OBP: 0.360, SLG: 0.533	1-0 			2-3 			1-3 			3 0 0 0 0 2 0													
<b>Ross Gload, L</b> (1, 7) OBP: 0.341, SLG: 0.399			4-1 			1-2 		0-0 		2 0 0 0 1 0 0													
<b>Jose Valentin, S</b> (1, 6) OBP: 0.288, SLG: 0.488			1-3 			1-1 		2-0 		3 0 0 0 0 1 1													
<b>Timo Perez, L</b> (1, 10) OBP: 0.291, SLG: 0.331			1-0 			1-1 		1-3 		3 0 0 0 0 1 1													
<b>Ben Davis, S</b> (1, 2) OBP: 0.277, SLG: 0.406				1-1 			0-2 		1-0 	2 0 0 0 0 0 0													
<b>Joe Borchard, S</b> (1, 9) OBP: 0.243, SLG: 0.230				1-0 			2-1 		2-2 	3 0 0 0 0 0 1													
<b>24 Joe Crede, R</b> (1, 5) OBP: 0.294, SLG: 0.405				1-1 			2-1 		3-1 	3 0 1 0 0 0 0													
<b>Inning Stats</b>	R: 0 E: 0 K: 1 S: 5	H: 0 LOB: 0 BB: 0 P: 7	R: 0 E: 0 K: 1 S: 5	H: 0 LOB: 0 BB: 1 P: 11	R: 0 E: 0 K: 0 S: 5	H: 0 LOB: 0 BB: 0 P: 8	R: 0 E: 0 K: 1 S: 10	H: 1 LOB: 0 BB: 0 P: 14	R: 0 E: 0 K: 0 S: 7	H: 0 LOB: 0 BB: 0 P: 10	R: 0 E: 0 K: 0 S: 7	H: 0 LOB: 0 BB: 0 P: 11	R: 0 E: 0 K: 2 S: 9	H: 0 LOB: 0 BB: 0 P: 14	R: 0 E: 0 K: 1 S: 5	H: 0 LOB: 0 BB: 0 P: 8	R: 0 E: 0 K: 0 S: 10	H: 1 LOB: 2 BB: 0 P: 19	1B: 2 2B: 0 3B: 0 HR: 0	SF: 0 SAC: 0 DP: 2 HBP: 1	WP: 0 PB: 0 SB: 0 CS: 0	PA: 29	
<b>PITCHER</b> <b>Scott Elarton, R</b> (1, 1) ERA: 6.4	IP: 9.0 WLS: W BF: 29 H: 2 R: 0 ER: 0 SO: 6 BB: 1 IBB: 0 HBP: 1 BLK: 0 WP: 0 HR: 0 S: 63 P: 102 ERA: 0.00 WHIP: 0.333																						

Chicago White Sox @ Cleveland Indians  
Jacobs Field, Cleveland, OH

Sun Aug 29 2004, 1:05 PM EDT  
Att. 32,834 - Overcast - 76 F

AB	27
R	0
H	2
RBI	0
BB	1
SO	6
LOB	8





Batter	1	2	3	4	5	6	7	8	9
<b>Coco Crisp, S</b> OBP: 0.326, SLG: 0.444 (1, 8)	2-1 G5-3	2-0 2-H 1B		2-1 G6-3			0-3 K		
<b>Omar Vizquel, S</b> OBP: 0.360, SLG: 0.405 (1, 6)	0-2 F7	1-1 SAFE L7			1-2 F7		2-1 G3		
<b>Matt Lawton, L</b> OBP: 0.362, SLG: 0.432 (1, 7)	4-0 BB		0-0 G5-3		2-2 F7			1-1 41 BB 48 2B 1B	
<b>41 Victor Martinez, S</b> OBP: 0.364, SLG: 0.506 (1, 2)	0-0 G6-3		3-0 48 G6-4-3 1B		0-1 F9			4-2 48 2B BB	
<b>48 Travis Hafner, L</b> OBP: 0.406, SLG: 0.579 (1, 10)		1-0 HR 1B	0-0 G6-4-3		3-1 HR			2-0 1-H 2-H 2B	
<b>Casey Blake, R</b> OBP: 0.358, SLG: 0.499 (1, 5)		0-0 1-H HR		2-1 HR		3-3 K		0-0 FC6-5-4 2-H 2B	
<b>Ben Broussard, L</b> OBP: 0.377, SLG: 0.478 (1, 3)		1-0 FC1-6-5-6 HR		3-3 K		0-0 L6-3 1B		1-1 FC6-5-4 HBP	
<b>Ronnie Belliard, R</b> OBP: 0.368, SLG: 0.435 (1, 4)		3-2 FC1-6-5-6 2-3		0-0 HR		1-0 L6-3 1-1		1-0 F7	
<b>Jody Gerut, L</b> OBP: 0.336, SLG: 0.403 (1, 9)		2-2 1B 2B		0-1 G4-3			1-1 G3	1-1 FC6-5-4 1-2 2-3	

Inning Stats	R: 0	H: 0	E: 0	K: 0	S: 7	LOB: 1	BB: 1	P: 13
	R: 3	H: 4	E: 1	K: 0	S: 14	LOB: 1	BB: 0	P: 24
	R: 0	H: 1	E: 0	K: 0	S: 3	LOB: 0	BB: 0	P: 6
	R: 2	H: 2	E: 0	K: 1	S: 12	LOB: 0	BB: 0	P: 19
	R: 0	H: 0	E: 0	K: 0	S: 9	LOB: 0	BB: 0	P: 12
	R: 1	H: 2	E: 0	K: 1	S: 8	LOB: 0	BB: 0	P: 15
	R: 0	H: 0	E: 0	K: 1	S: 7	LOB: 0	BB: 0	P: 10
	R: 3	H: 3	E: 0	K: 0	S: 14	LOB: 1	BB: 1	P: 24

PITCHER	IP	WLS	BF	H	R	ER	SO	BB	IBB	HBP	BLK	WP	HR	S	P	ERA	WHIP
<b>Jon Garland, R</b> ERA: 4.91 (1, 1)	7.0	L	29	9	6	6	3	1	0	0	0	0	4	60	99	7.71	1.429
<b>Michael Jackson, R</b> ERA: 5.01 (8, 1)	0.0		4	3	3	3	0	1	0	0	0	0	0	10	17	∞	∞
<b>Neal Cotts, L</b> ERA: 5.18 (8, 1)	1.0		3	0	0	0	0	0	0	1	0	0	0	4	7	0.00	0.000

AB R H RBI BB SO LOB

4	0	1	1	0	1	0
4	0	0	0	0	0	1
3	1	1	0	1	0	0
3	1	1	0	1	0	1
4	3	3	3	0	0	1
4	2	3	4	0	1	0
3	0	1	0	0	1	0
4	1	1	1	0	0	4
4	1	1	0	0	0	2

AB	R	H	RBI	BB	SO	LOB
33	9	12	9	2	3	9



**Chicago White Sox @ Cleveland Indians**  
 Jacobs Field, Cleveland, OH  
 Sun Aug 29 2004, 1:05 PM EDT  
 Att. 32,834 - Overcast - 76 F

livebaseballscorecards.com

AB	R	H	RBI	BB	SO	LOB
33	9	12	9	2	3	9

WP	PA
0	36

1B	SF	WP	PA
5	0	0	36
2B	SAC	PB	
5	0	0	
3B	DP	SB	
0	4	0	
HR	HBP	CS	
4	1	0	

Batter	1	2	3	4	5	6	7	8	9	AB	R	H	RBI	BB	SO	LOB	TOP										
<b>Coco Crisp, S</b> OBP: 0.328, SLG: 0.451 (1, 8)	1-0 F8	0-0 F7	0-1 2B 1B		2-2 HR	0-1 FC6-4 2B		0-1 G4-3	4-1 1B 41 HR	6	4	2	3	1	0	3											
<b>Omar Vizquel, S</b> OBP: 0.367, SLG: 0.415 (1, 6)	1-1 41 BB 48 3B FC4 1B	0-2 1B 41 SF8 1B	1-0 1-H 2-H 2B		2-2 48 1B 41 BB 1B	2-1 1-H 2B		2-2 41 1B 1B	2-2 F9	7	3	6	4	0	0	1											
<b>Matt Lawton, L</b> OBP: 0.360, SLG: 0.429 <b>Ryan Ludwick, R</b> OBP: 0.500, SLG: 0.500 (1, 7) (7, 9)	2-2 FC4 41 BB 48 3B 1-2	3-2 48 S 1B	0-0 G1-3		1-1 F9	1-1 F7		3-3 K	2-1 41 HR 1B	5	1	1	1	0	0	4											
<b>41 Victor Martinez, S</b> OBP: 0.367, SLG: 0.513 (1, 2)	4-1 48 3B 1-2 2-3 BB	0-0 SF8		2-0 F9	4-0 BB 48 1B 1-2 1B	1-0 G6-3		3-2 1-2 1B	0-0 1-H 3-H HR	4	3	2	4	2	0	1											
<b>48 Travis Hafner, L</b> OBP: 0.406, SLG: 0.580 (1, 10)	2-0 1-H 2-H 3-H 3B	2-2 G1-3		2-3 K	3-2 1-2 2-3 1B		4-2 FC5-4 BB	2-0 L9	2-3 K	6	1	2	3	1	2	3											
<b>Casey Blake, R</b> OBP: 0.359, SLG: 0.497 <b>John McDonald, R</b> OBP: 0.277, SLG: 0.405 (1, 5) (6, 5)	1-3 K		4-2 BB 1B	1-2 F9	4-2 1B BB		0-0 FC5-4 1B		1-0 G1-3	2	1	0	1	2	1	1											
<b>Ben Broussard, L</b> OBP: 0.381, SLG: 0.483 <b>Josh Phelps, R</b> OBP: 0.307, SLG: 0.440 (1, 3) (6, 3)	0-2 P4		4-2 1B 2B BB		2-1 2B		0-0 1-2 1B		2-2 1B HR 1B	3	2	2	2	1	0	1											
<b>Ronnie Belliard, R</b> OBP: 0.370, SLG: 0.439 (1, 4)		0-0 F7 1B 2B	1-0 F9		0-0 HR 2B		2-1 F7		1-2 HR 1B	6	3	3	1	0	1	6											
<b>Jody Gerut, L</b> OBP: 0.338, SLG: 0.408 (1, 9) (7, 7)		4-1 1B 1B BB	1-2 F7		0-0 F9	4-2 FC6-4 BB	1-3 K		2-0 1-H 2-H HR	4	2	1	3	2	1	5											
<b>Inning Stats</b>	R: 3 E: 0 K: 1 S: 14	H: 2 LOB: 1 BB: 1 P: 25	R: 3 E: 0 K: 0 S: 15	H: 3 LOB: 1 BB: 1 P: 24	R: 3 E: 0 K: 0 S: 12	H: 2 LOB: 1 BB: 2 P: 23	R: 0 E: 0 K: 1 S: 8	H: 0 LOB: 0 BB: 0 P: 13	R: 6 E: 0 K: 1 S: 23	H: 6 LOB: 2 BB: 2 P: 42	R: 1 E: 0 K: 0 S: 9	H: 1 LOB: 1 BB: 1 P: 17	R: 0 E: 0 K: 1 S: 9	H: 1 LOB: 2 BB: 1 P: 16	R: 0 E: 0 K: 1 S: 12	H: 2 LOB: 2 BB: 0 P: 22	R: 6 E: 0 K: 1 S: 20	H: 5 LOB: 0 BB: 1 P: 36	1B: 13 2B: 5 3B: 1 HR: 3	SF: 1 SAC: 0 DP: 0 HBP: 0	WP: 1 PB: 0 SB: 1 CS: 0	PA: 59					
<b>PITCHER</b>	IP	WLS	BF	H	R	ER	SO	BB	IBB	HBP	BLK	WP	HR	S	P	ERA	WHIP										
<b>Javier Vazquez, R</b> ERA: 4.62 (1, 1)	1.1	L	12	5	6	6	1	2	0	0	0	0	0	23	41	40.50	5.250										
<b>Tanyon Sturtze, R</b> ERA: 5.9 (2, 1)	3.0		17	6	7	7	1	2	0	0	0	0	1	37	61	21.00	2.667										
<b>C.J. Nitkowski, L</b> ERA: 5.34 (5, 1)	1.2		11	3	3	3	1	3	0	0	0	1	0	21	42	16.20	3.600										
<b>Esteban Loaiza, R</b> ERA: 5.45 (7, 1)	3.0		19	8	6	6	3	2	0	0	0	0	2	41	74	18.00	3.333										

**Cleveland Indians @ New York Yankees**  
**Yankee Stadium, Bronx, NY**  
 Tue Aug 31 2004, 7:05 PM EDT  
 Att. 51,777 - Sunny - 82 F

[livebaseballscorecards.com](http://livebaseballscorecards.com)

<b>AB</b>	<b>49</b>
<b>R</b>	<b>22</b>
<b>H</b>	<b>22</b>
<b>RBI</b>	<b>22</b>
<b>BB</b>	<b>9</b>
<b>SO</b>	<b>6</b>
<b>LOB</b>	<b>27</b>



Batter	1	2	3	4	5	6	7	8	9	AB	R	H	RBI	BB	SO	LOB
<b>Bernie Williams, S</b> (1, 8) OBP: 0.349, SLG: 0.418	2-3 K			1-0 G3		1-2 G1		1-0 P6		4	0	0	0	0	1	1
<b>2 Derek Jeter, R</b> (1, 6) OBP: 0.333, SLG: 0.435 <b>Enrique Wilson, S</b> (6, PH) OBP: 0.262, SLG: 0.342 (7, 6)	2-2 F8			2-1 G6-3		1-1 F8		0-0 G4-3		2	0	0	0	0	0	0
<b>Gary Sheffield, R</b> (1, 10) OBP: 0.407, SLG: 0.562 <b>Tony Clark, S</b> (8, PH) OBP: 0.313, SLG: 0.489	0-1 L7			0-1 K 2B		0-0 G5-3		2-3 K		3	0	1	0	0	0	0
<b>13 Alex Rodriguez, R</b> (1, 5) OBP: 0.373, SLG: 0.522			0-1 F9		2-3 K		0-1 1B 1B		1-1 G6-3	4	0	1	0	0	1	1
<b>55 Hideki Matsui, L</b> (1, 7) OBP: 0.395, SLG: 0.523 <b>Bubba Crosby, L</b> (6, 7) OBP: 0.233, SLG: 0.350			2-2 F7		2-1 E1 2B		1-3 K		1-0 F9	2	0	1	0	0	0	0
<b>20 Jorge Posada, S</b> (1, 2) OBP: 0.408, SLG: 0.493 <b>John Flaherty, R</b> (6, 2) OBP: 0.261, SLG: 0.410			2-3 K		1-0 E1 FC1-6 2-2		1-1 F9		1-2 P3	2	0	0	0	0	1	1
<b>John Olerud, L</b> (1, 3) OBP: 0.363, SLG: 0.367			2-3 K		2-2 FC1-6 1B 1-2f		2-2 1B 1B			3	0	1	0	0	1	1
<b>Miguel Cairo, R</b> (1, 4) OBP: 0.315, SLG: 0.401			2-1 G6-3		2-1 1B 1-2		1-1 G5-3			3	0	1	0	0	0	2
<b>Kenny Lofton, L</b> (1, 9) OBP: 0.345, SLG: 0.406			1-0 G5-3		3-2 F7		4-2 G4-3 DI BB			2	0	0	0	1	0	2

Inning Stats	R: 0	H: 0	E: 0	LOB: 0	K: 1	BB: 0	S: 8	P: 12	R: 0	H: 0	E: 0	LOB: 0	K: 1	BB: 0	S: 9	P: 13	R: 0	H: 1	E: 0	LOB: 1	K: 1	BB: 0	S: 8	P: 13	R: 0	H: 2	E: 1	LOB: 2	K: 0	BB: 0	S: 11	P: 21	R: 0	H: 0	E: 0	LOB: 0	K: 0	BB: 0	S: 7	P: 9	R: 0	H: 2	E: 0	LOB: 2	K: 1	BB: 0	S: 14	P: 19	R: 0	H: 0	E: 0	LOB: 1	K: 1	BB: 1	S: 7	P: 14	R: 0	H: 0	E: 0	LOB: 0	K: 0	BB: 0	S: 9	P: 12	1B: 3	SF: 0	2B: 2	SAC: 0	3B: 0	DP: 0	HR: 0	HBP: 0	WP: 0	PA: 33	PB: 0	SB: 0	CS: 0
--------------	------	------	------	--------	------	-------	------	-------	------	------	------	--------	------	-------	------	-------	------	------	------	--------	------	-------	------	-------	------	------	------	--------	------	-------	-------	-------	------	------	------	--------	------	-------	------	------	------	------	------	--------	------	-------	-------	-------	------	------	------	--------	------	-------	------	-------	------	------	------	--------	------	-------	------	-------	-------	-------	-------	--------	-------	-------	-------	--------	-------	--------	-------	-------	-------

PITCHER	IP	WLS	BF	H	R	ER	SO	BB	IBB	HBP	BLK	WP	HR	S	P	ERA	WHIP
<b>37 Jake Westbrook, R</b> (1, 1) ERA: 3.42	7.0	W	26	5	0	0	5	0	0	0	0	0	0	63	98	0.00	0.714
<b>Jeremy Guthrie, R</b> (8, 1) ERA:	2.0		7	0	0	0	1	1	0	0	0	0	0	16	26	0.00	0.500

**BOTTOM**

**Cleveland Indians @ New York Yankees**  
**Yankee Stadium, Bronx, NY**  
 Tue Aug 31 2004, 7:05 PM EDT  
 Att: 51,777 - Sunny - 82 F

livebaseballscorecards.com

<b>AB</b>	<b>32</b>
<b>R</b>	<b>0</b>
<b>H</b>	<b>5</b>
<b>RBI</b>	<b>0</b>
<b>BB</b>	<b>1</b>
<b>SO</b>	<b>6</b>
<b>LOB</b>	<b>12</b>



Batter	1	2	3	4	5	6	7	8	9	AB R H RBI BB SO LOB	TOP		
<b>Coco Crisp, S</b> OBP: 0.324, SLG: 0.446 (1, 8) C B B C X	2-2 G4-3		2-1 G1		X 0-0 FC2-6 1-2f			1-1 F7		4 0 0 0 0 0 1			
<b>Omar Vizquel, S</b> OBP: 0.368, SLG: 0.414 (1, 6) B B B	4-0 41 1B 48 1B BB		3-2 G4-3		B 1 SAFE 3-1 F7 1-2			4-2 1B 41 WP BB		2 2 0 0 2 0 1			
<b>Matt Lawton, L</b> OBP: 0.360, SLG: 0.428 (1, 7) 1 SAFE 1 SAFE B B X	2-0 P2		1-0 F8				1-1 F8	0-1 41 WP 41 2B 1B		4 1 1 0 0 0 1			
<b>41 Victor Martinez, S</b> OBP: 0.368, SLG: 0.515 (1, 2) <b>John McDonald, R</b> OBP: 0.277, SLG: 0.405 (8, PR) <b>Tim Laker, R</b> OBP: 0.264, SLG: 0.310 (8, 2) B F 1 SAFE X	1-2 48 1B 1B			2-3 K			2-3 K	2-2 1B 2B		4 0 2 1 0 2 0 0 0 0 0 0 0 0 0 0 0 0 0 0 0			
<b>48 Travis Hafner, L</b> OBP: 0.405, SLG: 0.577 (1, 10) B F B X	2-1 1B 1-3 2-H			3-3 K			3-3 K	0-1 G4-3		4 0 1 1 0 2 1			
<b>Casey Blake, R</b> OBP: 0.360, SLG: 0.498 (1, 5) B C X	1-1 P4			4-1 BB			3-3 K		0-2 G1-3 2B	3 0 1 0 1 1 2			
<b>Ben Broussard, L</b> OBP: 0.377, SLG: 0.477 (1, 3) C C C C			1-3 K		1-2 G3		0-0 L1	0-1 G1-3		4 0 0 0 0 1 2			
<b>Ronnie Belliard, R</b> OBP: 0.367, SLG: 0.436 (1, 4) X			0-0 G6-3				2-0 L4	1-3 K		4 0 0 0 0 2 1			
<b>Jody Gerut, L</b> OBP: 0.337, SLG: 0.407 (1, 9) X C C C			0-2 F8				0-0 FC2-6 1B	2-3 K	2-3 K	4 0 1 0 0 2 1			
<b>Inning Stats</b>	R: 1 E: 0 K: 0 S: 11 H: 2 LOB: 2 BB: 1 P: 23	R: 0 E: 0 K: 1 S: 7 H: 0 LOB: 0 BB: 0 P: 8	R: 0 E: 0 K: 2 S: 7 H: 0 LOB: 0 BB: 1 P: 13	R: 0 E: 0 K: 2 S: 11 H: 0 LOB: 1 BB: 1 P: 21	R: 0 E: 0 K: 1 S: 7 H: 1 LOB: 1 BB: 0 P: 10	R: 0 E: 0 K: 2 S: 8 H: 0 LOB: 0 BB: 0 P: 14	R: 0 E: 0 K: 1 S: 7 H: 0 LOB: 0 BB: 0 P: 12	R: 2 E: 0 K: 1 S: 16 H: 2 LOB: 1 BB: 1 P: 25	R: 0 E: 0 K: 2 S: 11 H: 1 LOB: 1 BB: 0 P: 14	1B: 4 2B: 2 3B: 0 HR: 0 SF: 0 SAC: 0 DP: 0 HBP: 0	WP: 1 PB: 0 SB: 1 CS: 0 PA: 36		
<b>PITCHER</b>	IP WLS BF H R ER SO BB IBB HBP BLK WP HR S P ERA WHIP											<b>PITCHER</b>	IP WLS BF H R ER SO BB IBB HBP BLK WP HR S P ERA WHIP
<b>Orlando Hernandez, R</b> ERA: 2.62 (1, 1)	7.0 W 26 3 1 1 7 2 0 0 0 0 0 58 101 1.29 0.714												
<b>Tom Gordon, R</b> ERA: 2.45 (8, 1)	0.2 H 5 2 2 2 1 1 0 0 0 1 0 14 23 27.00 4.500												
<b>42 Mariano Rivera, R</b> ERA: 1.32 (8, 1)	1.1 S 5 1 0 0 2 0 0 0 0 0 0 13 16 0.00 0.750												

Cleveland Indians @ New York Yankees  
 Yankee Stadium, Bronx, NY  
 Wed Sep 01 2004, 7:05 PM EDT  
 Att. 41,448 - Cloudy - 78 F

AB	33
R	3
H	6
RBI	2
BB	3
SO	10
LOB	10



Batter	1	2	3	4	5	6	7	8	9
<b>Bernie Williams, S</b> OBP: 0.350, SLG: 0.416 (1, 8)	2-0 FC5-2 2B 1B		1-0 G5-3		0-3 K2-3		4-1 13 F8 2 SH1-3 BB	1-3 K	
<b>2 Derek Jeter, R</b> OBP: 0.336, SLG: 0.439 (1, 6)	2-2 13 S 1-3 2B		0-1 G6-4-3 1B		1-1 L8		0-0 SH1-3 1-2	0-1 1-3 3-H 1B	
<b>Gary Sheffield, R</b> OBP: 0.406, SLG: 0.557 (1, 9)	1-0 FC5-2 13 S 3-H		3-2 G6-4-3 1-2f		1-1 F7		4-0 20 HBP IBB	0-3 K	
<b>13 Alex Rodriguez, R</b> OBP: 0.372, SLG: 0.519 (1, 5)	3-3 K			4-2 20 HR BB		1-3 K	0-2 F8 2-3		
<b>20 Jorge Posada, S</b> OBP: 0.411, SLG: 0.501 (1, 2)	4-1 BB			2-1 1-H HR		2-0 G1-3	2-2 1-2 HBP		
<b>55 Hideki Matsui, L</b> OBP: 0.394, SLG: 0.520 (1, 7)	2-2 G3			1-1 F7		4-2 BB BB	0-0 G3		
<b>Ruben Sierra, S</b> OBP: 0.309, SLG: 0.480 (1, 10)		1-1 G1-3		1-2 P3		4-1 1-2 BB		1-1 1B 2 1B 1B	
<b>John Olerud, L</b> OBP: 0.361, SLG: 0.374 (1, 3)		2-2 F8		1-1 HR		2-1 L4		1-3 K	
<b>Miguel Cairo, R</b> OBP: 0.318, SLG: 0.414 (1, 4)		2-1 G5-3		2-2 F7			3-2 HR	2-1 1 SAFE 1 SAFE 1 SAFE 1B 1B 1-3 2 1B 1B	

AB	R	H	RBI	BB	SO	LOB
4	0	1	0	1	2	2
4	0	3	1	0	0	0
4	0	0	0	1	1	5
3	1	0	0	1	2	4
2	1	1	2	1	0	0
3	0	0	0	1	0	6
3	1	1	0	1	0	0
4	1	1	1	0	1	3
4	1	2	1	0	0	0

BOTTOM	
<b>AB</b>	<b>31</b>
<b>R</b>	<b>5</b>
<b>H</b>	<b>9</b>
<b>RBI</b>	<b>5</b>
<b>BB</b>	<b>6</b>
<b>SO</b>	<b>6</b>
<b>LOB</b>	<b>20</b>

Inning Stats		R: 0	H: 2	E: 0	K: 1	S: 14	L: 26	H: 5	R: 3	ER: 3	SO: 3	BB: 4	IBB: 0	HBP: 0	BLK: 0	WP: 0	HR: 2	S: 60	P: 109	ERA: 4.50	WHIP: 1.500	
<b>PITCHER</b>	<b>IP</b>	<b>WLS</b>	<b>BF</b>	<b>H</b>	<b>R</b>	<b>ER</b>	<b>SO</b>	<b>BB</b>	<b>IBB</b>	<b>HBP</b>	<b>BLK</b>	<b>WP</b>	<b>HR</b>	<b>S</b>	<b>P</b>	<b>ERA</b>	<b>WHIP</b>					
CC Sabathia, L ERA: 4.2	(1, 1)	6.0	L	26	5	3	3	4	0	0	0	0	0	1	5	12	∞	∞				
David Riske, R ERA: 4.11	(7, 1)	0.0		2	1	1	0	1	0	0	0	0	0	0	7	13	0.00	0.000				
59 Matt Miller, R ERA: 3.74	(7, 1)	0.2		4	0	0	0	0	1	1	0	0	0	0	1	1	0.00	0.000				
Cliff Bartosh, L ERA: 6.0	(7, 1)	0.1		1	0	0	0	0	0	0	0	0	0	0	1	1	0.00	0.000				
63 Rafael Betancourt, R ERA: 4.18	(8, 1)	1.0		6	3	1	3	0	0	0	0	0	0	0	15	20	9.00	3.000				

WP	HR	S	P	ERA	WHIP
0	2	60	109	4.50	1.500
0	1	7	13	0.00	0.000
0	0	1	1	0.00	0.000
0	0	15	20	9.00	3.000

**Cleveland Indians @ New York Yankees**  
**Yankee Stadium, Bronx, NY**  
 Wed Sep 01 2004, 7:05 PM EDT  
 Att: 41,448 - Cloudy - 78 F



Batter	1	2	3	4	5	6	7	8	9	AB R H RBI BB SO LOB	TOP											
<b>Coco Crisp, S</b> (1, 8) OBP: 0.324, SLG: 0.444	2-2 G5-3 1B		0-1 1B		1-1 G4-3			0-0 F9		4 0 1 0 0 0 1												
<b>Omar Vizquel, S</b> (1, 6) OBP: 0.369, SLG: 0.414	0-2 L4-3 1B		2-1 G1-3			1-1 F8		1-2 G4-6-3 1B		4 0 2 0 0 0 1												
<b>Matt Lawton, L</b> (1, 7) OBP: 0.359, SLG: 0.429	2-2 L4-3 1-1			1-3 K		3-2 41 G4-3 2B		1-1 G4-6-3 1-2f		4 0 1 0 0 1 2												
<b>41 Victor Martinez, S</b> (1, 2) OBP: 0.369, SLG: 0.522		2-2 G4-3		1-2 FC5-4 1B		2-2 G4-3		0-0 HR		4 1 2 1 0 0 1												
<b>48 Travis Hafner, L</b> (1, 10) OBP: 0.404, SLG: 0.573		4-2 BB		1-3 K		0-0 G3		1-3 K		3 0 0 0 1 2 2												
<b>Casey Blake, R</b> (1, 5) OBP: 0.357, SLG: 0.494		2-0 F8		2-2 FC5-4 1-2f			2-1 G4-3		2-3 K	4 0 0 0 0 1 2												
<b>Ben Broussard, L</b> (1, 3) OBP: 0.376, SLG: 0.475		0-1 G4-3			1-0 G3		1-1 1B		2-1 P4	4 0 1 0 0 0 1												
<b>Ronnie Belliard, R</b> (1, 4) OBP: 0.365, SLG: 0.434			0-1 F8		0-1 G6-3		0-3 K			3 0 0 0 0 1 1												
<b>Jody Gerut, L</b> (1, 9) OBP: 0.337, SLG: 0.407			1-0 G4-3		2-0 1B		0-1 F7			3 0 1 0 0 0 1												
<b>Inning Stats</b>	R: 0 E: 0 K: 0 S: 13	H: 1 LOB: 0 BB: 0 P: 17	R: 0 E: 0 K: 0 S: 9	H: 0 LOB: 1 BB: 1 P: 17	R: 0 E: 0 K: 2 S: 7	H: 1 LOB: 1 BB: 0 P: 10	R: 0 E: 0 K: 2 S: 13	H: 1 LOB: 1 BB: 0 P: 18	R: 0 E: 0 K: 1 S: 6	H: 1 LOB: 1 BB: 0 P: 10	R: 0 E: 0 K: 1 S: 11	H: 1 LOB: 1 BB: 0 P: 17	R: 0 E: 0 K: 1 S: 9	H: 1 LOB: 1 BB: 0 P: 12	R: 0 E: 0 K: 0 S: 6	H: 1 LOB: 0 BB: 0 P: 8	R: 1 E: 0 K: 2 S: 12	H: 1 LOB: 0 BB: 0 P: 17	1B: 6 2B: 2 3B: 0 HR: 1	SF: 0 SAC: 0 DP: 2 HBP: 0	WP: 0 PB: 0 SB: 0 CS: 0	PA: 34
<b>PITCHER</b>	IP WLS BF H R ER SO BB IBB HBP BLK WP HR S P ERA WHIP																					
<b>Jon Lieber, R</b> (1, 1) ERA: 4.46	7.0 W 27 6 0 0 3 1 0 0 0 0 0 0 68 101 0.00 1.000																					
<b>Paul Quantrill, R</b> (8, 1) ERA: 3.78	1.0 3 1 0 0 0 0 0 0 0 0 0 0 6 8 0.00 1.000																					
<b>Steve Karsay, R</b> (9, 1) ERA: 9.0	1.0 4 1 1 1 2 0 0 0 0 0 0 1 12 17 9.00 1.000																					

**Cleveland Indians @ New York Yankees**  
**Yankee Stadium, Bronx, NY**  
 Thu Sep 02 2004, 7:05 PM EDT  
 Att. 37,963 - Unknown - 74 F

[livebaseballscorecards.com](http://livebaseballscorecards.com)

<b>AB</b>	<b>33</b>
<b>R</b>	<b>1</b>
<b>H</b>	<b>8</b>
<b>RBI</b>	<b>1</b>
<b>BB</b>	<b>1</b>
<b>SO</b>	<b>5</b>
<b>LOB</b>	<b>12</b>



Batter	1	2	3	4	5	6	7	8	9	AB	R	H	RBI	BB	SO	LOB
<b>Bernie Williams, S</b> (1, 8) <small>OBP: 0.350, SLG: 0.416</small>	0-0 <b>G5-3</b>	3-2 <b>13 HR</b> <b>1B</b>	0-1 <b>F8</b>			2-1 <b>F7</b>		2-0 <b>L6-4</b> <b>1B</b>		5	1	2	1	0	0	0
<b>2 Derek Jeter, R</b> (1, 6) <small>OBP: 0.336, SLG: 0.436</small>	4-0 <b>20 1B</b> <b>BB</b>	<b>K</b>		4-2 <b>2B</b> <b>BB</b>		0-0 <b>F9</b>		0-0 <b>E5</b>		3	2	0	0	2	1	4
<b>Gary Sheffield, R</b> (1, 9) <b>Bubba Crosby, L</b> (9, 9) <small>OBP: 0.233, SLG: 0.350</small>	2-2 <b>F7</b>	1-2 <b>13 HR</b> <b>1B</b>		3-2 <b>1-H</b> <b>2B</b>		3-1 <b>2B</b>		0-1 <b>SF8</b>		4	1	3	3	0	0	1
<b>13 Alex Rodriguez, R</b> (1, 5) <small>OBP: 0.372, SLG: 0.523</small>	4-2 <b>20 1B</b> <b>BB</b>	3-2 <b>1-H</b> <b>2-H</b> <b>HR</b>		0-1 <b>F7</b>		1-2 <b>G5-3</b>		3-2 <b>L6-4</b>		4	1	1	3	1	0	4
<b>20 Jorge Posada, S</b> (1, 2) <small>OBP: 0.412, SLG: 0.501</small>	2-2 <b>1-2</b> <b>2-H</b> <b>1B</b>	0-0 <b>1B</b>		1-2 <b>F9</b>		2-1 <b>F7</b>				4	0	2	1	0	0	1
<b>Ruben Sierra, S</b> (1, 10) <small>OBP: 0.308, SLG: 0.474</small>	3-3 <b>K</b>	0-2 <b>G4-3</b>		0-0 <b>G1-3</b>		4-0 <b>BB</b>				3	0	0	0	1	1	4
<b>55 Hideki Matsui, L</b> (1, 7) <small>OBP: 0.393, SLG: 0.518</small>		3-2 <b>HBP</b> <b>1B</b> <b>1B</b>	2-1 <b>F7</b>		2-2 <b>F7</b>		0-1 <b>F7</b>			4	1	1	0	0	0	1
<b>Tony Clark, S</b> (1, 3) <small>OBP: 0.309, SLG: 0.480</small>		2-3 <b>K</b>	1-3 <b>K</b>		1-0 <b>F7</b>		0-3 <b>K</b>			4	0	0	0	0	3	2
<b>Miguel Cairo, R</b> (1, 4) <small>OBP: 0.323, SLG: 0.427</small>		2-0 <b>1B</b> <b>1B</b> <b>HBP</b>	0-1 <b>HR</b>		1-0 <b>G6-3</b>		3-2 <b>2 E</b> <b>1B</b> <b>SF8</b> <b>1B</b>			3	3	2	1	0	0	0

BOTTOM																
<b>Cleveland Indians @ New York Yankees</b> Yankee Stadium, Bronx, NY Thu Sep 02 2004, 7:05 PM EDT Att: 37,963 - Unknown - 74 F																
											<b>AB</b> 34 <b>R</b> 9 <b>H</b> 11 <b>RBI</b> 9 <b>BB</b> 4 <b>SO</b> 5 <b>LOB</b> 17					
											<b>WP:</b> 0 <b>PA:</b> 40 <b>PB:</b> 0 <b>SB:</b> 0 <b>CS:</b> 0					

livebaseballscorecards.com



Inning Stats		R: 1	H: 1	E: 0	K: 1	S: 15	R: 5	H: 5	E: 0	K: 2	S: 24	R: 1	H: 1	E: 0	K: 1	S: 9	R: 1	H: 1	E: 0	K: 0	S: 11	R: 0	H: 0	E: 0	K: 0	S: 5	R: 0	H: 1	E: 0	K: 0	S: 9	R: 0	H: 0	E: 0	K: 1	S: 7	R: 1	H: 2	E: 1	K: 0	S: 12	1B: 7	2B: 3	3B: 0	HR: 2	SF: 1	SAC: 0	DP: 1	HBP: 1	WP: 0	PA: 40	PB: 0	SB: 0	CS: 0	ERA	WHIP
<b>31 Cliff Lee, L</b> (1, 1) <small>ERA: 5.48</small>		1.2	WLS L	13	5	6	6	3	2	0	0	0	1	0	0	0	0	0	1	35	65	32.40	4.200																																	
<b>Kazuhito Tadano, R</b> (2, 1) <small>ERA: 4.65</small>		4.1		18	4	2	2	1	1	0	0	0	0	1	38	59	4.15	1.154																																						
<b>David Riske, R</b> (7, 1) <small>ERA: 4.05</small>		1.0		4	0	0	0	1	1	0	0	0	0	7	13	0.00	1.000																																							
<b>Rick White, R</b> (8, 1) <small>ERA: 5.37</small>		1.0		5	2	1	1	0	0	0	0	0	0	12	20	9.00	2.000																																							
PITCHER		IP	WLS	BF	H	R	ER	SO	BB	IBB	HBP	BLK	WP	HR	S	P	ERA	WHIP																																						

Batter	1	2	3	4	5	6	7	8	9	AB R H RBI BB SO LOB	TOP	
David Eckstein, R (1, 6) OBP: 0.348, SLG: 0.344	1-2 27 G5-4-3 1B		0-0 L5		1-2 16 HR 2B		4-0 27 FC5-4 16 1B BB		4-2 1B 27 BLK BB	3 3 2 0 2 0 2		
Darin Erstad, L (1, 3) OBP: 0.369, SLG: 0.434	1-1 27 G5-4-3 1B		3-3 K		1-0 F7		4-1 27 FC5-4 BB		2-1 27 BLK 27 S 1B	4 1 2 0 1 1 3		
27 Vladimir Guerrero, R (1, 9) OBP: 0.380, SLG: 0.561	0-0 G5-4-3 1-2f 2-3		2-2 F8		0-1 P4		1-2 FC5-4 16 1B G3-6		0-3 K	5 1 0 0 0 1 8		
16 Garret Anderson, L (1, 8) OBP: 0.359, SLG: 0.460	2-3 K			0-2 1B HR 1B	1-2 2-H HR		1-1 G3-6 1B		4-0 BB	4 2 3 3 1 1 1		
Jose Guillen, R (1, 7) OBP: 0.360, SLG: 0.518 Jeff DaVanon, S (7, 7) OBP: 0.385, SLG: 0.454		0-3 K		0-2 1B HR	1-2 F9		0-1 G3-6		3-2 SF7	4 1 1 0 0 1 1 0 0 0 1 0 0 0		
Troy Glaus, R (1, 10) OBP: 0.384, SLG: 0.661		1-2 K		0-0 F9		0-0 HR		1-3 K	2-2 P3	5 1 1 1 0 2 3		
Adam Kennedy, L (1, 4) OBP: 0.343, SLG: 0.394		2-2 P6		2-1 F7		3-2 F7		0-1 G3		4 0 0 0 0 0 2		
Bengie Molina, R (1, 2) OBP: 0.316, SLG: 0.447			0-0 9 2B	1-1 1-H 2-H HR		0-2 G4-3		1-1 1B		4 1 3 3 0 0 0		
9 Chone Figgins, S (1, 5) OBP: 0.349, SLG: 0.413			3-1 1-3 2B	0-0 F7		1-0 P6		1-1 F9		4 0 1 0 0 0 1		
<b>Inning Stats</b>	R: 0 E: 0 K: 1 S: 11 H: 2 LOB: 1 P: 15	R: 0 E: 0 K: 2 S: 10 H: 0 LOB: 0 P: 13	R: 0 E: 0 K: 1 S: 12 H: 2 LOB: 2 P: 20	R: 3 E: 0 K: 0 S: 12 H: 3 LOB: 0 P: 15	R: 2 E: 0 K: 0 S: 12 H: 2 LOB: 0 P: 16	R: 1 E: 0 K: 0 S: 9 H: 1 LOB: 0 P: 13	R: 2 E: 0 K: 0 S: 9 H: 1 LOB: 0 P: 19	R: 0 E: 0 K: 1 S: 9 H: 1 LOB: 1 P: 12	R: 2 E: 0 K: 1 S: 16 H: 1 LOB: 1 P: 31	1B: 8 2B: 2 3B: 0 HR: 3 SF: 1 SAC: 0 DP: 2 HBP: 0	WP: 0 PB: 0 SB: 1 CS: 0 PA: 42	
<b>PITCHER</b>	IP WLS BF H R ER SO BB IBB HBP BLK WP HR S P ERA WHIP											
Scott Elarton, R (1, 1) ERA: 6.52	6.0 L 27 10 6 6 4 0 0 0 0 0 3 66 92 9.00 1.667											
Jeremy Guthrie, R (7, 1) ERA: 5.4	0.1 3 0 2 2 0 2 0 0 0 0 0 5 14 54.00 6.000											
Cliff Bartosh, L (7, 1) ERA: 6.0	0.0 1 1 0 0 0 0 0 0 0 0 0 2 3 ∞ ∞											
59 Matt Miller, R (7, 1) ERA: 3.6	1.2 5 1 0 0 1 0 0 0 0 0 0 11 14 0.00 0.600											
63 Rafael Betancourt, R (9, 1) ERA: 4.42	1.0 6 1 2 2 1 2 0 0 0 1 0 0 16 31 18.00 3.000											

Anaheim Angels @ Cleveland Indians  
 Jacobs Field, Cleveland, OH  
 Fri Sep 03 2004, 7:05 PM EDT  
 Att. 20,994 - Unknown - 79 F

livebaseballscorecards.com

AB	37
R	10
H	13
RBI	8
BB	4
SO	6
LOB	21





BOTTOM

Anaheim Angels @ Cleveland Indians  
Jacobs Field, Cleveland, OH

livebaseballscorecards.com

AB	34
R	5
H	10
RBI	5
BB	6
SO	3
LOB	20



WP:	0	PA:	40
PB:	0		
SB:	0		
CS:	1		

ERA	WHIP
WP	HR
S	P

Fri Sep 03 2004, 7:05 PM EDT  
Att: 20,994 - Unknown - 79 F

AB R H RBI BB SO LOB

4 0 1 0 1 0 1

4 1 1 0 1 0 1

3 2 2 2 2 0 2

5 0 2 1 0 1 3

4 1 2 2 0 0 3

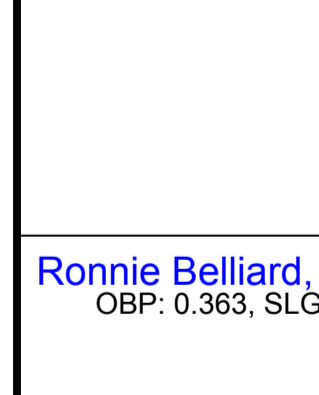
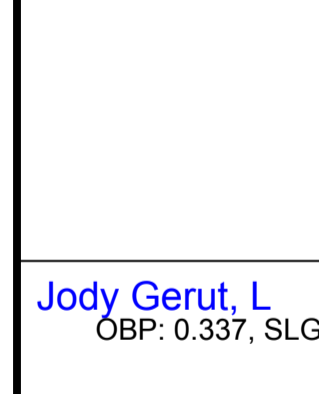




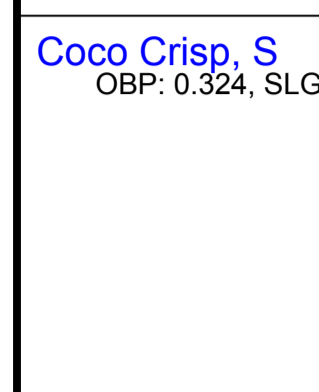
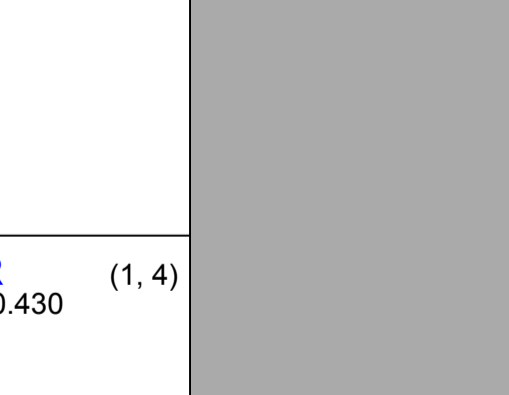



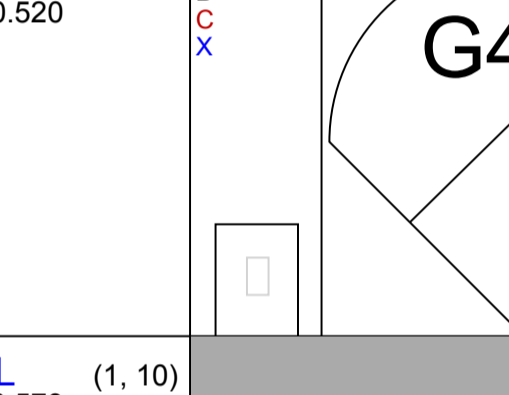
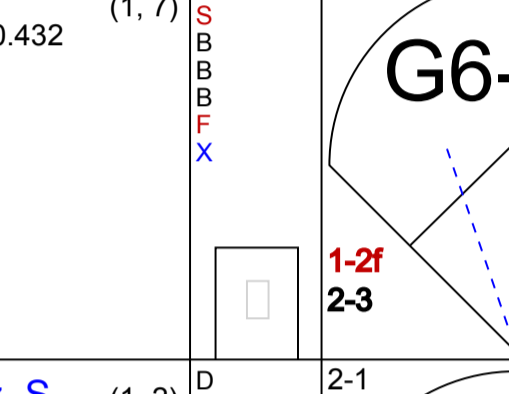
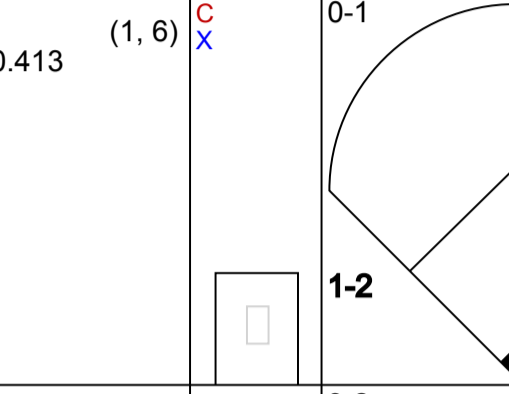
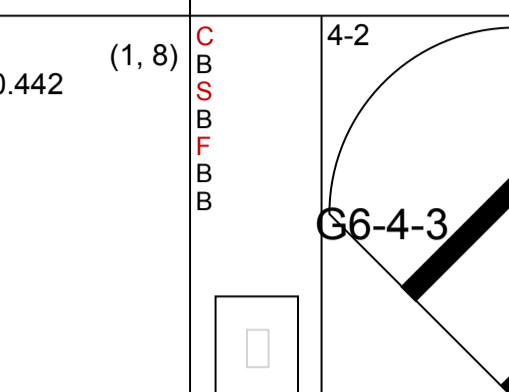
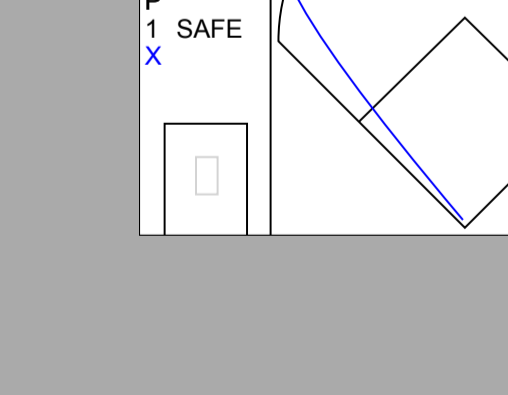
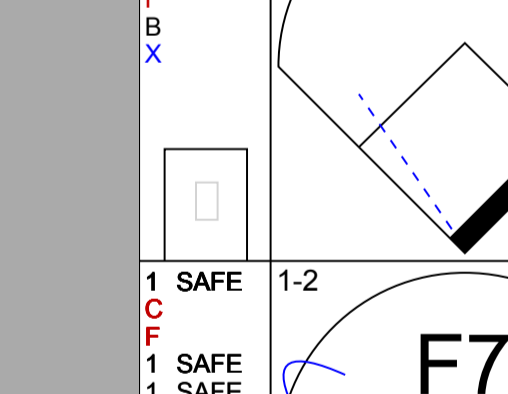
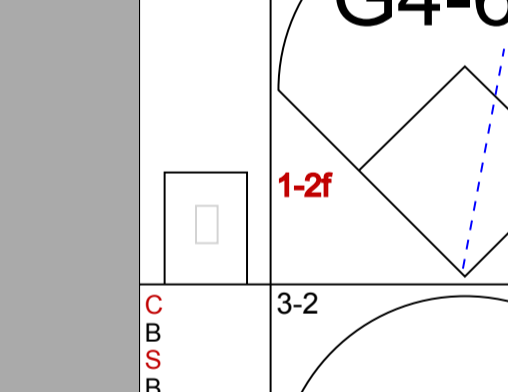
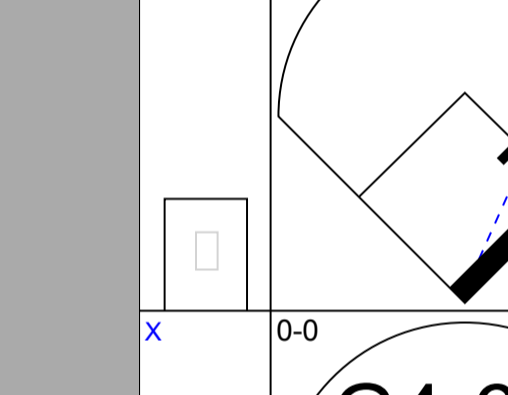
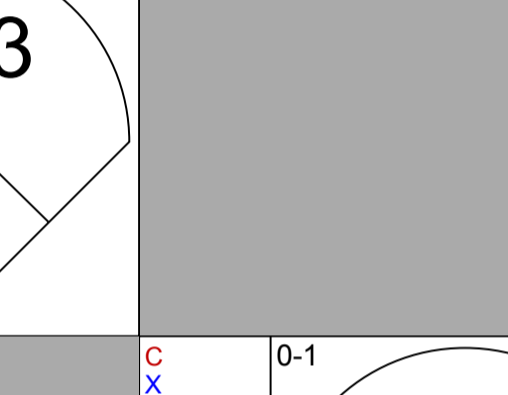
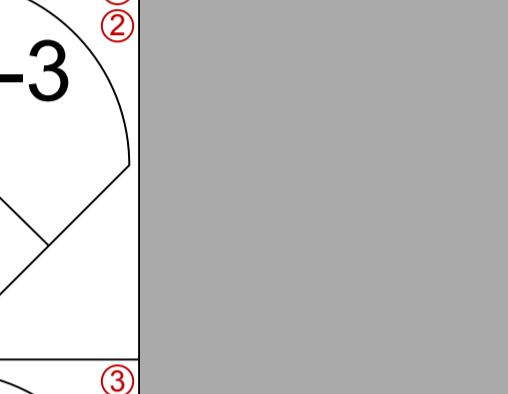
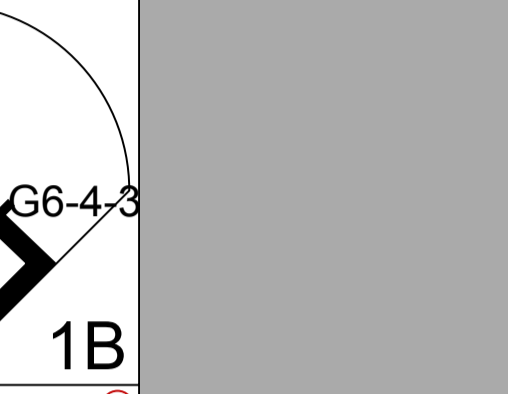
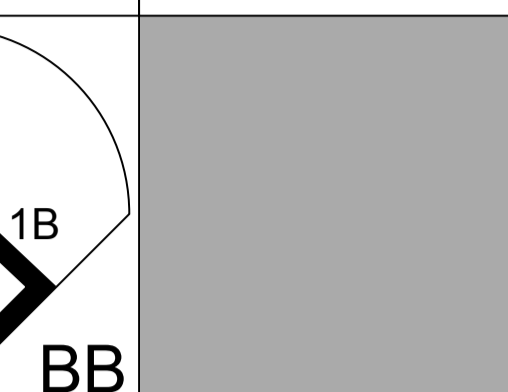
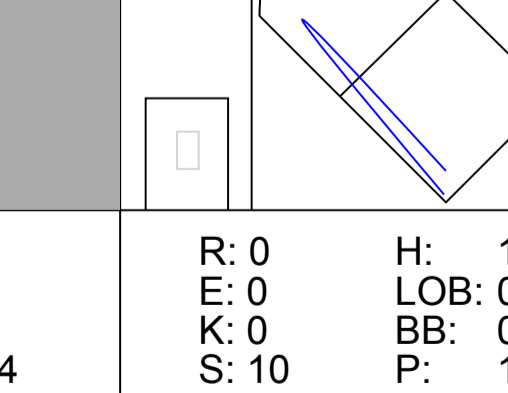
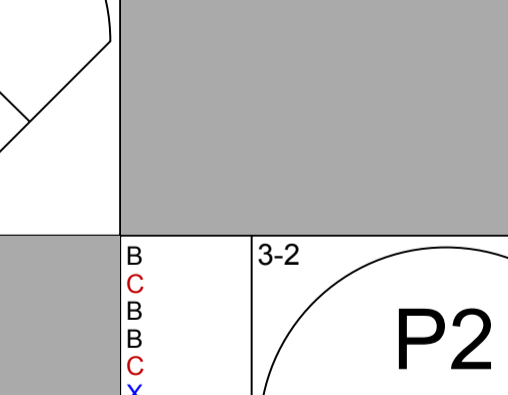
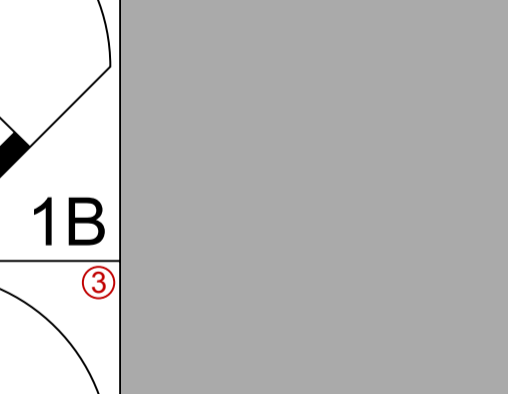
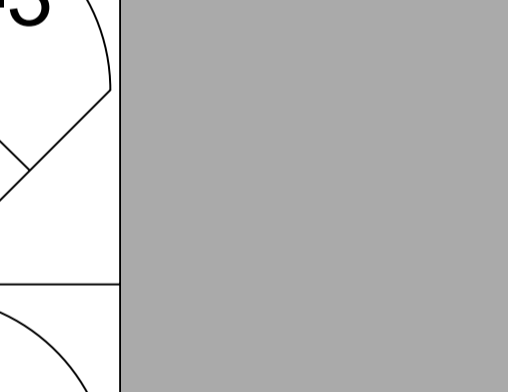
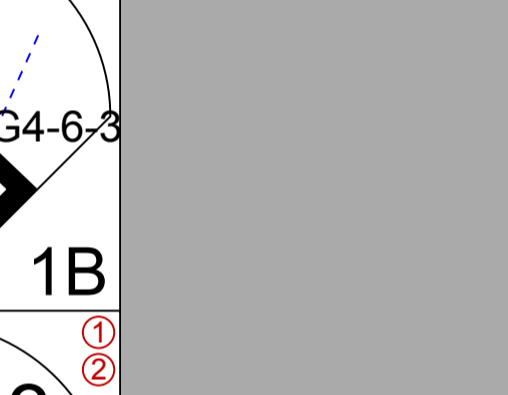
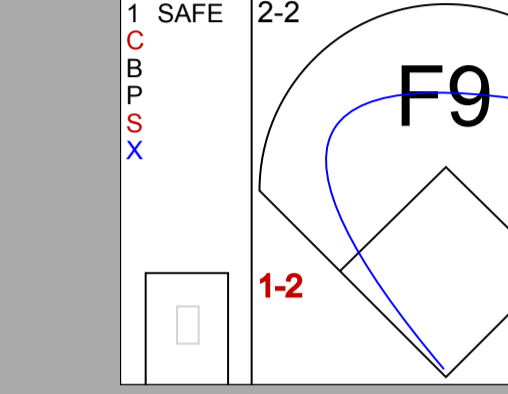
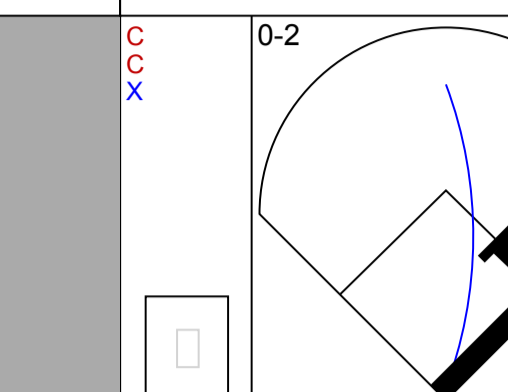
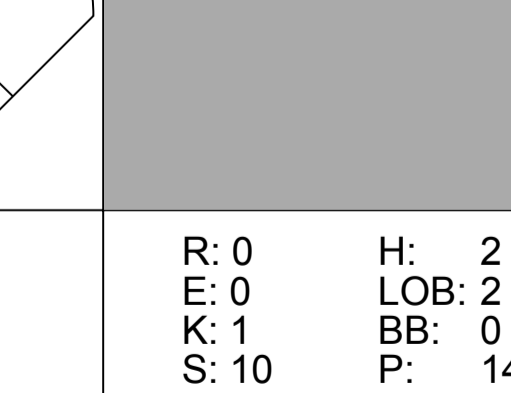
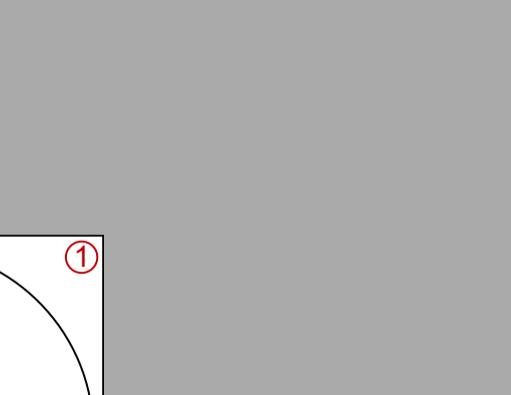
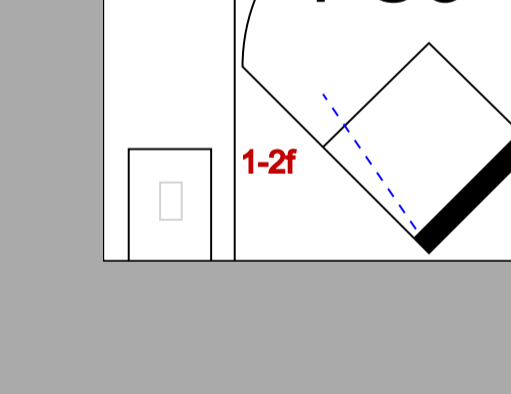
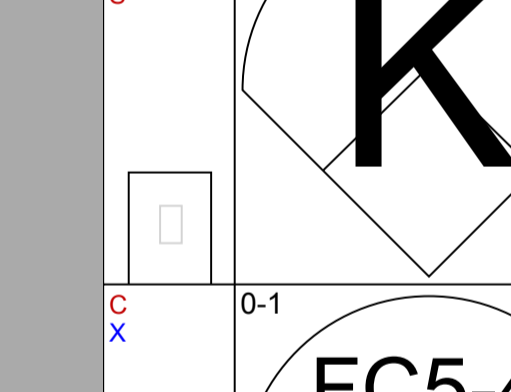
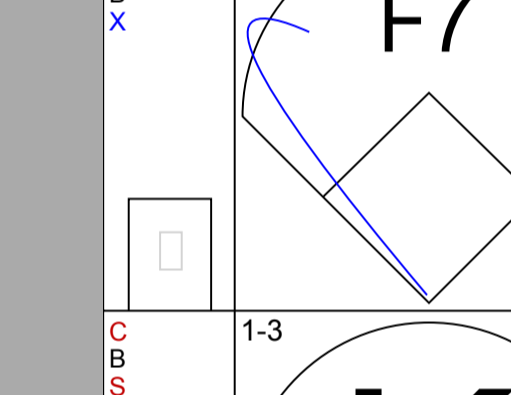
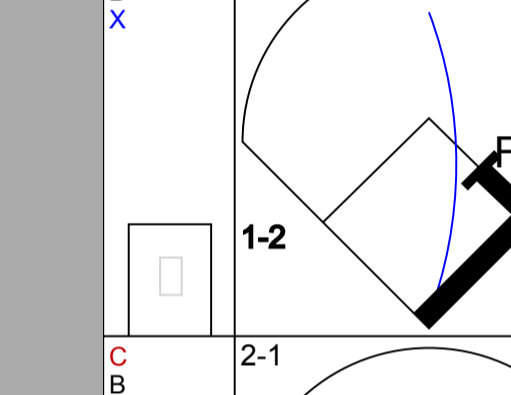
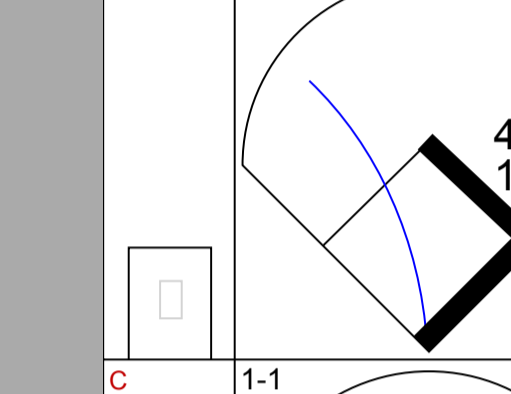
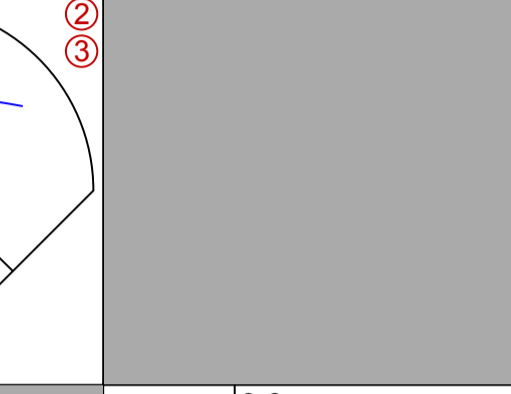
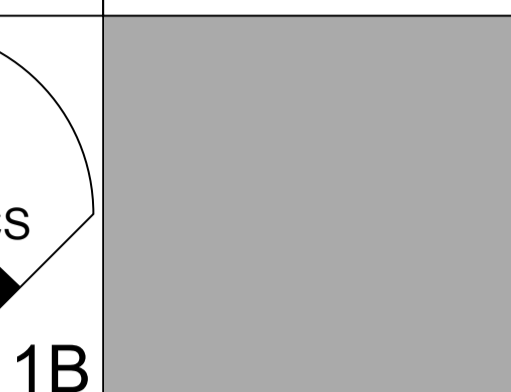
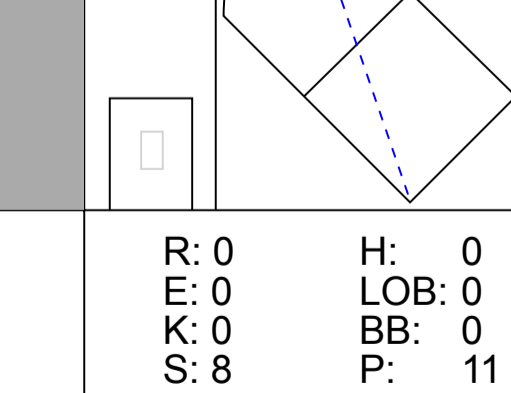
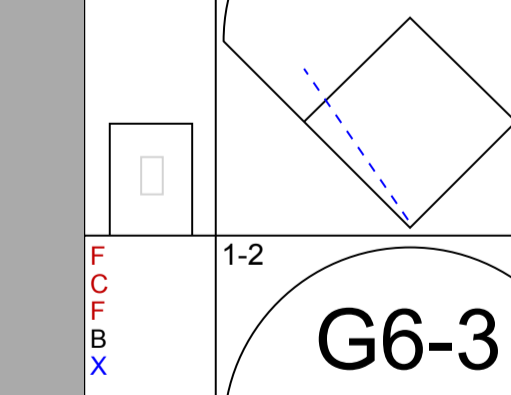
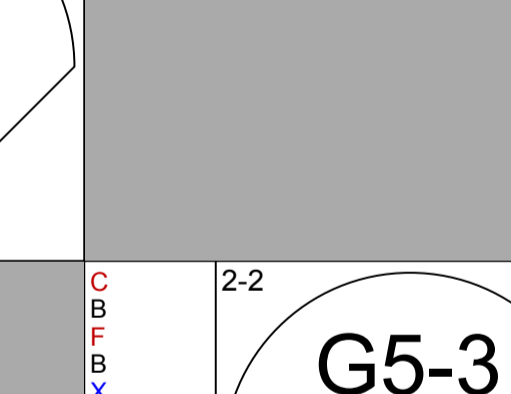
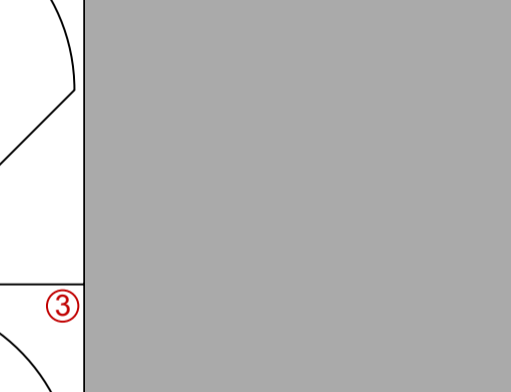


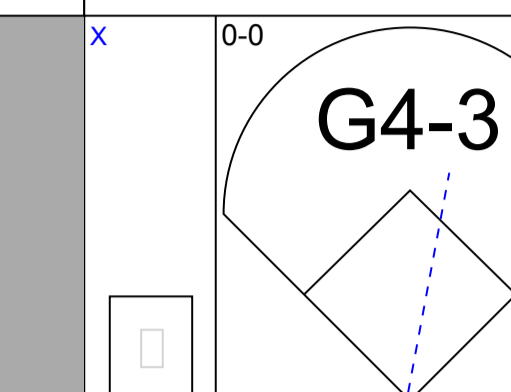

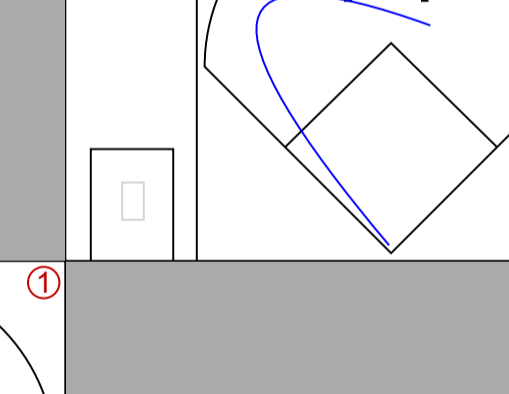
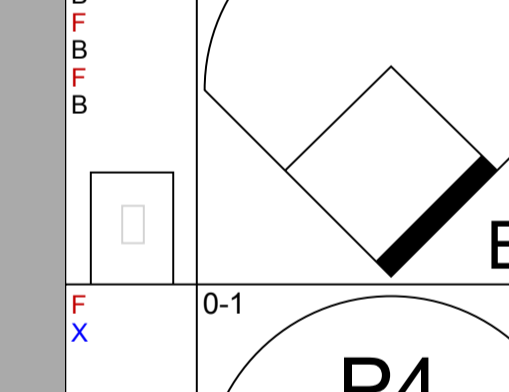
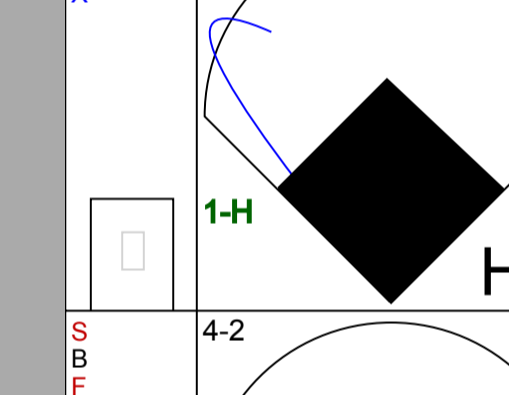
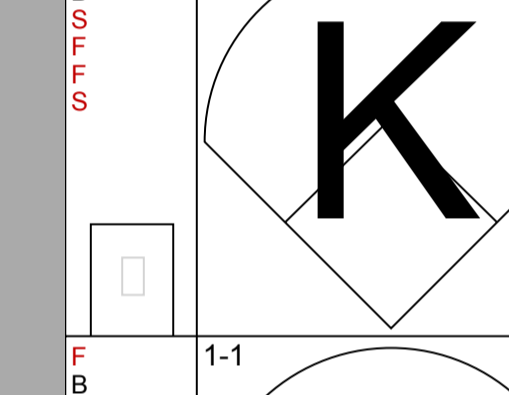
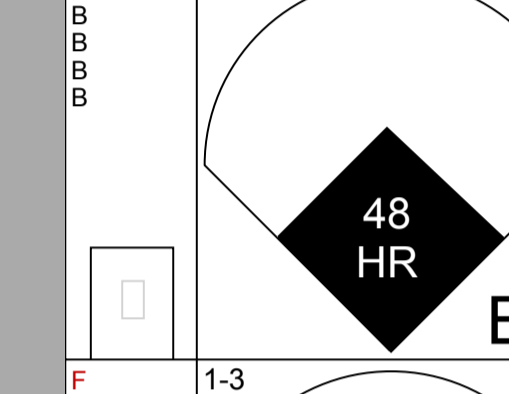
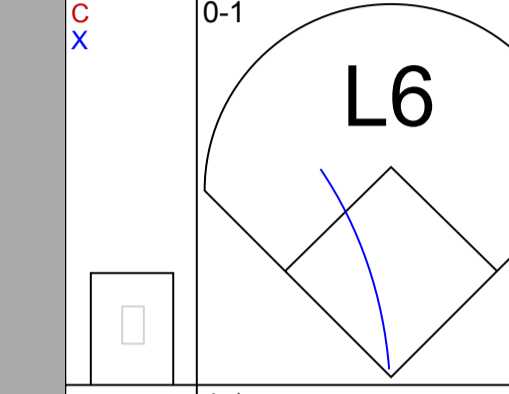
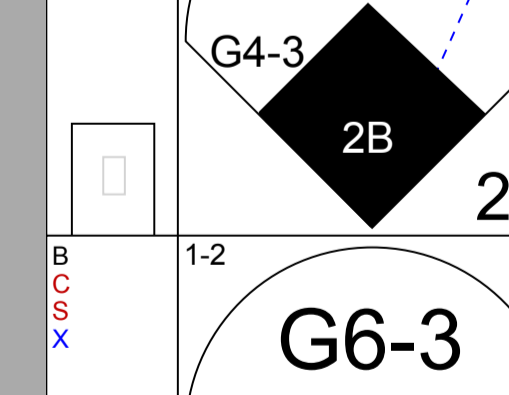
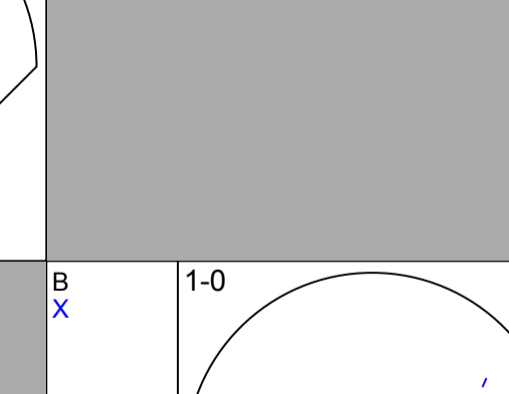
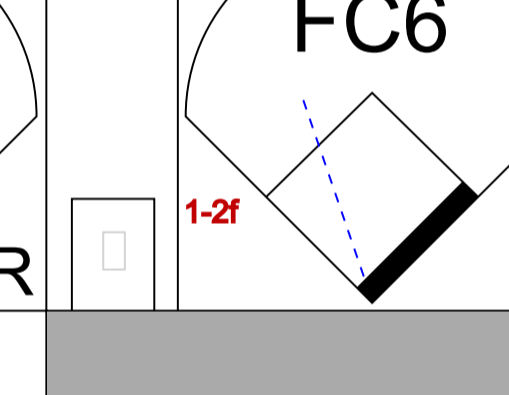
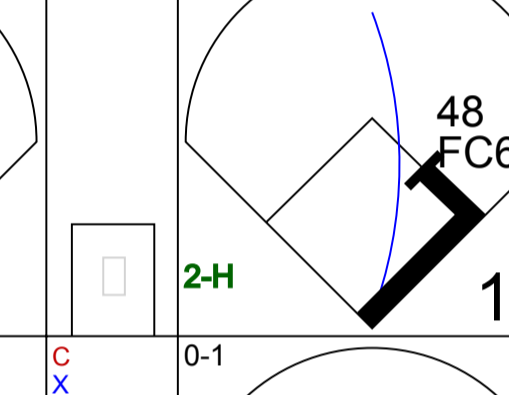
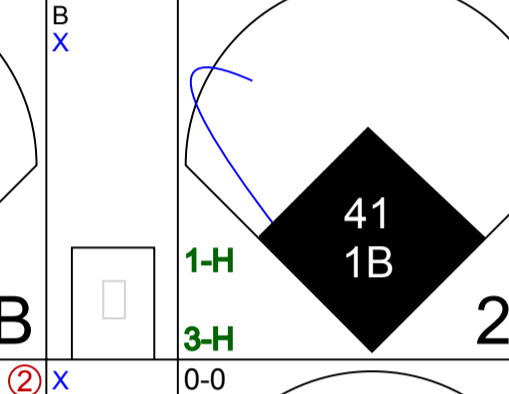
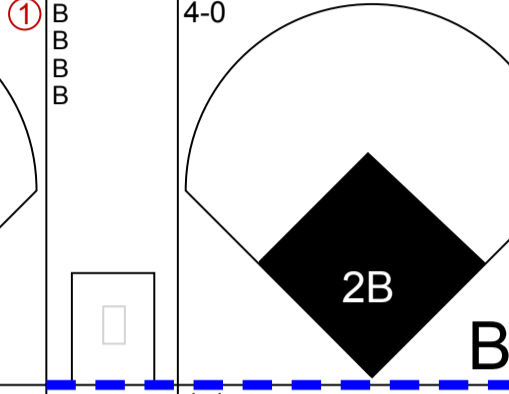
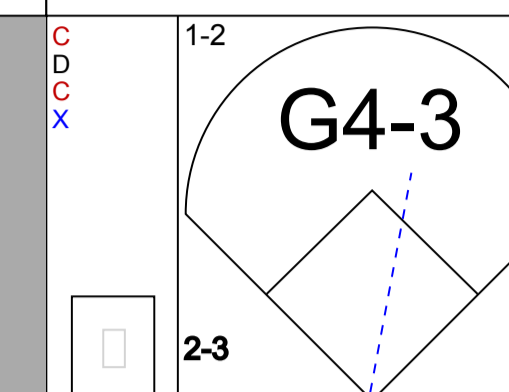
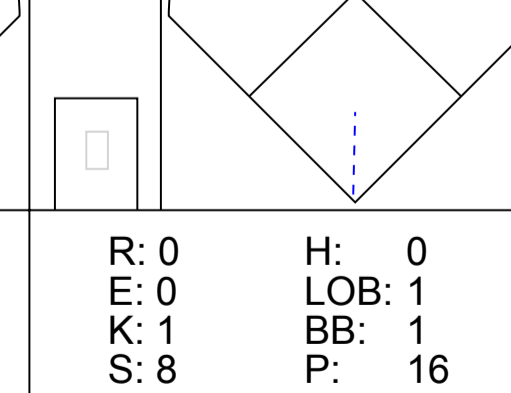
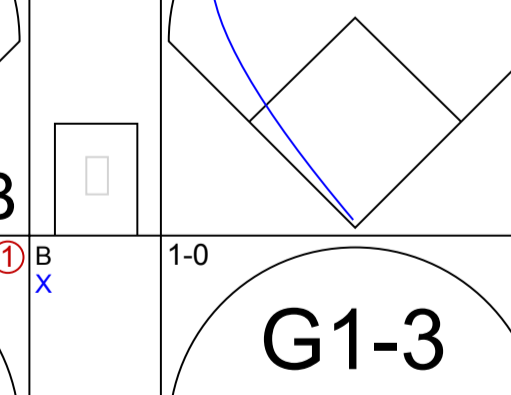
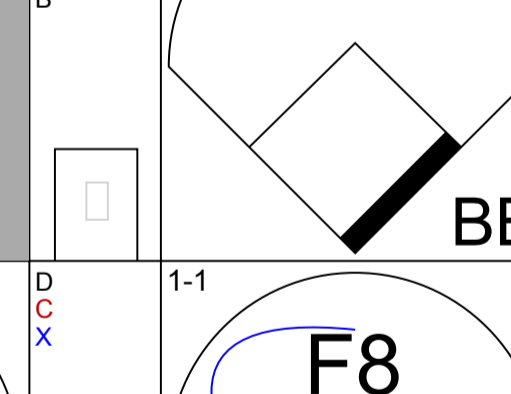
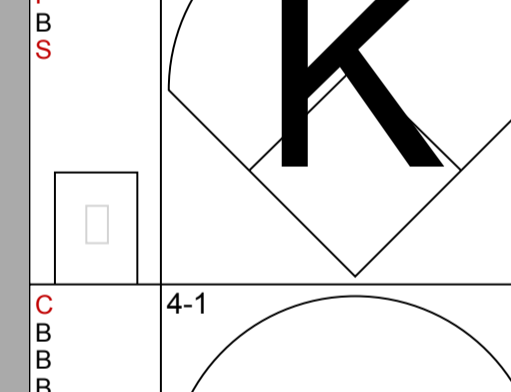
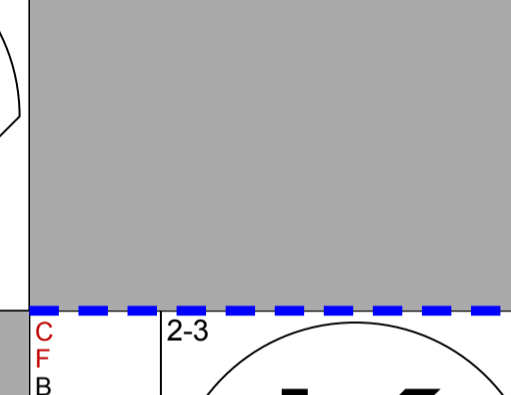


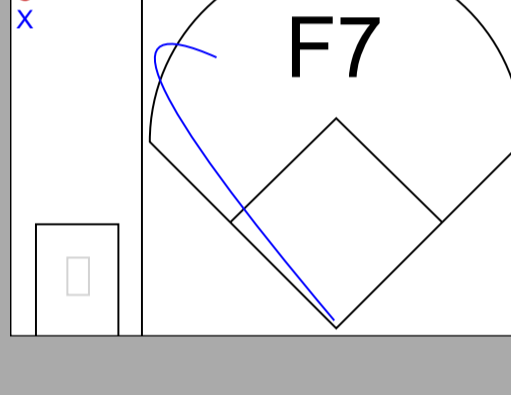
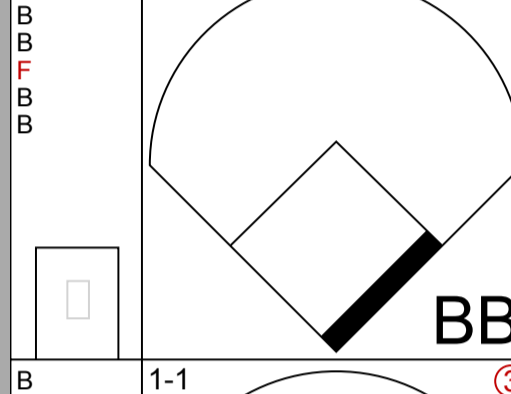
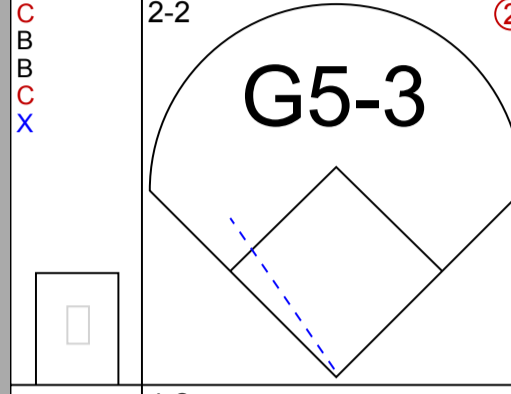
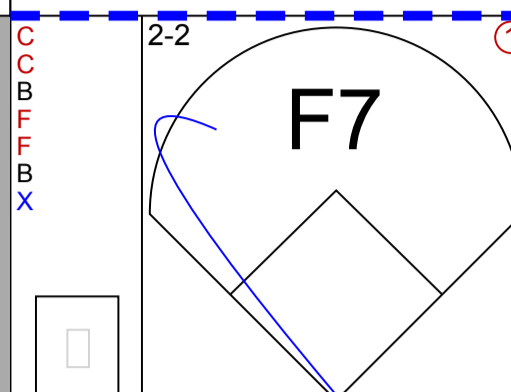
3 0 0 0 1 2 3

3 0 1 0 1 0 3

4 1 1 0 0 0 2

4 0 0 0 0 0 2

1B: 7 SF: 0  
2B: 2 SAC: 0  
3B: 0 DP: 2  
HR: 1 HBP: 0



Coco Crisp, S (1, 8)  
OBP: 0.324, SLG: 0.442

Omar Vizquel, S (1, 6)  
OBP: 0.369, SLG: 0.413

Matt Lawton, L (1, 7)  
OBP: 0.363, SLG: 0.432

41 Victor Martinez, S (1, 2)  
OBP: 0.369, SLG: 0.520

48 Travis Hafner, L (1, 10)  
OBP: 0.405, SLG: 0.579

Ben Broussard, L (1, 3)  
OBP: 0.375, SLG: 0.470

Casey Blake, R (1, 5)  
OBP: 0.358, SLG: 0.493

Jody Gerut, L (1, 9)  
OBP: 0.337, SLG: 0.407

Ronnie Belliard, R (1, 4)  
OBP: 0.363, SLG: 0.430

Inning Stats	R: 0	H: 1	E: 0	K: 0	S: 11	H: 2	LOB: 1	BB: 1	P: 20	R: 0	H: 2	E: 0	K: 0	S: 11	R: 0	H: 1	E: 0	K: 0	S: 10	R: 0	H: 2	E: 0	K: 1	S: 10	R: 0	H: 0	E: 0	K: 0	S: 8	R: 2	H: 1	E: 0	K: 1	S: 16	R: 3	H: 3	E: 0	K: 0	S: 12	R: 0	H: 0	E: 0	K: 1	S: 8	R: 0	H: 0	E: 0	K: 0	S: 12	R: 0	H: 0	E: 0	K: 0	S: 12	1B: 7	SF: 0	2B: 2	SAC: 0	3B: 0	DP: 2	HR: 1	HBP: 0	WP: 0	PA: 40	PB: 0	SB: 0	CS: 1	ERA	WHIP
--------------	------	------	------	------	-------	------	--------	-------	-------	------	------	------	------	-------	------	------	------	------	-------	------	------	------	------	-------	------	------	------	------	------	------	------	------	------	-------	------	------	------	------	-------	------	------	------	------	------	------	------	------	------	-------	------	------	------	------	-------	-------	-------	-------	--------	-------	-------	-------	--------	-------	--------	-------	-------	-------	-----	------

PITCHER	IP	WLS	BF	H	R	ER	SO	BB	IBB	HBP	BLK	WP	HR	S	P	ERA	WHIP
45 Kelvim Escobar, R (1, 1)	6.2	W	29	8	4	4	2	4	0	0	0	0	1	73	113	5.40	1.800
Brendan Donnelly, R (7, 1)	0.1		3	2	1	1	0	0	0	0	0	0	0	5	6	27.00	6.000
Francisco Rodriguez, R (8, 1)	1.0	H	4	0	0	0	1	1	0	0	0	0	0	8	16	0.00	1.000
Troy Percival, R (9, 1)	1.0		4	0	0	0	0	1	0	0	0	0	0	12	21	0.00	1.000

PITCHER	IP	WLS	BF	H	R	ER	SO	BB	IBB	HBP	BLK	WP	HR	S	P	ERA	WHIP
---------	----	-----	----	---	---	----	----	----	-----	-----	-----	----	----	---	---	-----	------

Batter	1	2	3	4	5	6	7	8	9	AB R H RBI BB SO LOB	TOP		
David Eckstein, R (1, 6) OBP: 0.347, SLG: 0.341	0-1 G1-3		4-2 G6-3 S BB		1-2 F7	1-1 G6-3		1-1 E3 27 S		4 0 0 1 1 0 3			
Darin Erstad, L (1, 3) OBP: 0.365, SLG: 0.430	1-3 K		3-2 G6-3		2-1 G4-3		2-2 G4-3	3-2 SF8		4 0 0 1 0 1 1			
27 Vladimir Guerrero, R (1, 9) OBP: 0.380, SLG: 0.560	0-1 F9		3-2 G5-3		3-2 16 WP 16 1B		0-0 S 16 G5-3 1B	3-2 F8		5 1 2 0 0 0 2			
16 Garret Anderson, L (1, 8) OBP: 0.362, SLG: 0.467		0-0 S 1B		0-1 F9	3-2 1-H 1B		0-1 G5-3	2-2 1B 3B		5 1 3 1 0 0 1			
Troy Glaus, R (1, 10) Casey Kotchman, L (7, PH) OBP: 0.298, SLG: 0.284		2-3 K		2-1 E 2B	1-2 G5-3		4-1 S BB	1-2 G4-6-3 1B		3 1 1 0 0 1 2 1 0 1 1 1 0 0			
Jeff DaVanon, S (1, 7) OBP: 0.382, SLG: 0.446		3-2 K		4-0 E BB		1-1 G4-3	3-2 F9	1-0 G4-6-3		4 1 0 0 1 1 4			
Adam Kennedy, L (1, 4) OBP: 0.346, SLG: 0.396		4-2 BB		0-0 E3 FC5-2 1-H 2-H		4-2 9 1B G5-3 BB		1-0 9 SH5-4 E 2B		3 1 1 0 2 0 0			
Bengie Molina, R (1, 2) OBP: 0.315, SLG: 0.442		0-0 G6-3		0-0 FC5-2		2-2 SAFE G5-3		4-1 E 9 SH5-4 SF8 BB		3 1 0 0 1 0 4			
9 Chone Figgins, S (1, 5) OBP: 0.348, SLG: 0.412			2-2 G5-3		1-2 F9		0-1 2-3 1B	0-0 SH5-4		3 0 1 0 0 0 1			
<b>Inning Stats</b>	R: 0 E: 0 K: 1 S: 8 H: 0 LOB: 0 BB: 0 P: 9	R: 0 E: 0 K: 2 S: 16 H: 1 LOB: 2 BB: 1 P: 25	R: 0 E: 0 K: 0 S: 14 H: 0 LOB: 1 BB: 1 P: 26	R: 2 E: 1 K: 0 S: 9 H: 1 LOB: 1 BB: 1 P: 16	R: 1 E: 0 K: 0 S: 19 H: 2 LOB: 1 BB: 0 P: 28	R: 0 E: 0 K: 0 S: 13 H: 1 LOB: 2 BB: 1 P: 20	R: 0 E: 0 K: 0 S: 11 H: 1 LOB: 2 BB: 1 P: 20	R: 2 E: 1 K: 0 S: 14 H: 1 LOB: 1 BB: 1 P: 26	R: 1 E: 0 K: 0 S: 9 H: 2 LOB: 0 BB: 0 P: 13	1B: 6 2B: 2 3B: 1 HR: 0 SF: 1 SAC: 1 DP: 1 HBP: 0	WP: 1 PA: 43 PB: 0 SB: 5 CS: 0		
<b>PITCHER</b>	IP WLS BF H R ER SO BB IBB HBP BLK WP HR S P ERA WHIP											<b>PITCHER</b>	IP WLS BF H R ER SO BB IBB HBP BLK WP HR S P ERA WHIP
Jason Davis, R (1, 1) ERA: 5.8	5.0 L 23 4 3 1 3 3 0 0 0 0 1 0 66 104 1.80 1.400											Bob Wickman, R (9, 1) ERA: 3.66	1.0 4 2 1 1 0 0 0 0 0 0 0 9 13 9.00 2.000
David Riske, R (6, 1) ERA: 4.01	0.2 4 1 0 0 0 1 0 0 0 0 0 0 11 17 0.00 3.000												
59 Matt Miller, R (6, 1) ERA: 3.52	1.0 5 1 0 0 0 1 0 0 0 0 0 0 10 17 0.00 2.000												
Cliff Bartosh, L (7, 1) ERA: 5.84	0.1 1 0 0 0 0 0 0 0 0 0 0 0 3 6 0.00 0.000												
Bob Howry, R (8, 1) ERA: 1.64	1.0 6 1 2 1 0 1 0 0 0 0 0 0 14 26 9.00 2.000												

**Anaheim Angels @ Cleveland Indians**  
 Jacobs Field, Cleveland, OH  
 Sat Sep 04 2004, 7:05 PM EDT  
 Att. 23,786 - Unknown - 79 F

AB	35
R	6
H	9
RBI	4
BB	6
SO	3
LOB	18



Batter	1	2	3	4	5	6	7	8	9	AB R H RBI BB SO LOB
Ronnie Belliard, R (1, 4) OBP: 0.362, SLG: 0.429	2-3 K		1-1 F8			2-2 L3 1B		0-2 G6-4-3 1-2f		4 0 1 0 0 1 1
Omar Vizquel, S (1, 6) OBP: 0.368, SLG: 0.412	2-2 G4-3		1-1 F7			2-1 F7		1-0 DI 1B		4 0 1 0 0 0 1
41 Victor Martinez, S (1, 2) OBP: 0.366, SLG: 0.516	2-3 K		0-1 G6-3			2-0 L3 1-1		1-1 P5		4 0 0 0 0 1 2
48 Travis Hafner, L (1, 10) OBP: 0.403, SLG: 0.576		3-3 K		3-3 K		0-1 FC5-4 1B		2-3 K		4 0 1 0 0 3 1
Josh Phelps, R (1, 3) OBP: 0.308, SLG: 0.444		1-1 1B 2B		0-0 P3		3-3 SAFE K		2-3 K 1-2		2 1 1 0 0 0 0 2 0 0 0 0 2 2
Ben Broussard, L (7, PH) OBP: 0.373, SLG: 0.468 (8, 3)				1-2 F7		0-1 FC5-4 FC6-4 1-2f				2 0 0 0 1 0 1
Matt Lawton, L (1, 7) OBP: 0.362, SLG: 0.430		4-2 1B BB				0-0 FC6-4 1-2f				2 0 0 0 0 2 2 1 0 0 0 0 0 1
Ryan Ludwick, R (1, 9) OBP: 0.250, SLG: 0.250		2-3 K			1-3 K					3 0 2 1 0 0 0
Jody Gerut, L (7, PH) OBP: 0.336, SLG: 0.407 (8, 9)										3 0 0 0 0 1 3
Coco Crisp, S (1, 8) OBP: 0.327, SLG: 0.444		2-2 FC4-6 1-2 2-H 1B		1-1 F8				2-1 G6-4-3 1B		
John McDonald, R (1, 5) OBP: 0.267, SLG: 0.390		1-0 FC4-6 1-2f		0-1 G5-3				1-3 K		

Inning Stats	R: 0	H: 0	E: 0	K: 2	S: 9	LOB: 0	BB: 0	P: 15	R: 1	H: 2	E: 0	K: 2	S: 17	LOB: 2	BB: 1	P: 30	R: 0	H: 0	E: 0	K: 0	S: 6	LOB: 0	BB: 0	P: 8	R: 0	H: 0	E: 0	K: 1	S: 7	LOB: 0	BB: 0	P: 11	R: 0	H: 1	E: 0	K: 0	S: 6	LOB: 0	BB: 0	P: 12	R: 0	H: 1	E: 0	K: 1	S: 10	LOB: 1	BB: 0	P: 13	R: 0	H: 1	E: 0	K: 1	S: 8	LOB: 0	BB: 0	P: 11	R: 0	H: 1	E: 0	K: 2	S: 9	LOB: 1	BB: 0	P: 15	1B: 5	SF: 0	2B: 2	SAC: 0	3B: 0	DP: 2	HR: 0	HBP: 0	WP: 0	PA: 32
--------------	------	------	------	------	------	--------	-------	-------	------	------	------	------	-------	--------	-------	-------	------	------	------	------	------	--------	-------	------	------	------	------	------	------	--------	-------	-------	------	------	------	------	------	--------	-------	-------	------	------	------	------	-------	--------	-------	-------	------	------	------	------	------	--------	-------	-------	------	------	------	------	------	--------	-------	-------	-------	-------	-------	--------	-------	-------	-------	--------	-------	--------

PITCHER	IP	WLS	BF	H	R	ER	SO	BB	IBB	HBP	BLK	WP	HR	S	P	ERA	WHIP
Jarrod Washburn, L (1, 1) ERA: 4.7	5.0	W	18	2	1	1	6	1	0	0	0	0	0	46	73	1.80	0.600
62 Scot Shields, R (6, 1) ERA: 3.42	3.0	H	10	3	0	0	2	0	0	0	0	0	0	24	36	0.00	1.000
Troy Percival, R (9, 1) ERA: 3.32	1.0		4	1	0	0	2	0	0	0	0	0	0	9	15	0.00	1.000

BOTTOM

Anaheim Angels @ Cleveland Indians  
 Jacobs Field, Cleveland, OH  
 Sat Sep 04 2004, 7:05 PM EDT  
 Att: 23,786 - Unknown - 79 F

AB	31
R	1
H	6
RBI	1
BB	1
SO	10
LOB	14



PITCHER	IP	WLS	BF	H	R	ER	SO	BB	IBB	HBP	BLK	WP	HR	S	P	ERA	WHIP
---------	----	-----	----	---	---	----	----	----	-----	-----	-----	----	----	---	---	-----	------

Batter	1	2	3	4	5	6	7	8	9	AB R H RBI BB SO LOB	TOP
David Eckstein, R (1, 6) OBP: 0.344, SLG: 0.338	0-1 G4-3		0-2 G4-3		0-1 G4-3			0-3 K		4 0 0 0 0 1 1	
Darin Erstad, L (1, 3) OBP: 0.364, SLG: 0.428	2-2 G5-3			1-0 G6-3		3-2 16 F9 27 1B		0-1 G1-3		4 0 1 0 0 0 0	
27 Vladimir Guerrero, R (1, 9) OBP: 0.381, SLG: 0.559	0-3 K			1-1 G6-3		1-1 1 SAFE 1 SAFE 1 SAFE		1-2 G6-4-3 1B	0-0 S	4 0 2 0 0 1 0	
16 Garret Anderson, L (1, 8) OBP: 0.361, SLG: 0.465		1-2 G6-4-3 1B		0-0 G4-3		2-2 F9		2-3	1-3 K	4 0 1 0 0 1 3	
Troy Glaus, R (1, 10) OBP: 0.379, SLG: 0.672	2-1 G6-4-3 1-2f				0-1 HR	1-1 G6-4-3 1-2f			2-3 K	4 1 1 1 0 1 4	
Jeff DaVanon, S (1, 7) OBP: 0.387, SLG: 0.447	1-0 1B				4-2 G6-3 9 2B BB		0-2 G1-3		4-2 BB	2 1 1 0 2 0 0	
Adam Kennedy, L (1, 4) OBP: 0.343, SLG: 0.393	0-1 P6				0-1 G1-3		1-1 F8		0-2 G4-3	4 0 0 0 0 0 4	
Bengie Molina, R (1, 2) OBP: 0.311, SLG: 0.438			1-2 G6-3		1-1 G6-3		2-3 K			3 0 0 0 0 1 1	
9 Chone Figgins, S (1, 5) OBP: 0.348, SLG: 0.414			1-0 F8		1-1 3-H 2B			2-2 G6-3		3 0 1 1 0 0 0	
<b>Inning Stats</b>	R: 0 H: 0 E: 0 LOB: 0 K: 1 BB: 0 S: 10 P: 12	R: 0 H: 2 E: 0 LOB: 1 K: 0 BB: 0 S: 8 P: 12	R: 0 H: 0 E: 0 LOB: 0 K: 0 BB: 0 S: 10 P: 12	R: 0 H: 0 E: 0 LOB: 0 K: 0 BB: 0 S: 4 P: 6	R: 2 H: 2 E: 0 LOB: 1 K: 0 BB: 1 S: 15 P: 21	R: 0 H: 2 E: 0 LOB: 1 K: 0 BB: 0 S: 13 P: 20	R: 0 H: 0 E: 0 LOB: 0 K: 1 BB: 0 S: 10 P: 13	R: 0 H: 0 E: 0 LOB: 0 K: 1 BB: 0 S: 8 P: 10	R: 0 H: 1 E: 0 LOB: 2 K: 2 BB: 1 S: 12 P: 19	1B: 5 SF: 0 2B: 1 SAC: 0 3B: 0 DP: 2 HR: 1 HBP: 0	WP: 0 PA: 34 PB: 0 SB: 2 CS: 0
<b>PITCHER</b>	IP WLS BF H R ER SO BB IBB HBP BLK WP HR S P ERA WHIP										
37 Jake Westbrook, R (1, 1) ERA: 3.37	8.0 L 29 6 2 2 3 1 0 0 0 0 0 1 78 106 2.25 0.875										
59 Matt Miller, R (9, 1) ERA: 3.47	0.2 4 1 0 0 2 1 0 0 0 0 0 0 9 16 0.00 3.000										
63 Rafael Betancourt, R (9, 1) ERA: 4.4	0.1 1 0 0 0 0 0 0 0 0 0 0 0 3 3 0.00 0.000										

Anaheim Angels @ Cleveland Indians  
 Jacobs Field, Cleveland, OH  
 Sun Sep 05 2004, 8:05 PM EDT  
 Att. 26,208 - Sunny - 79 F

livebaseballscorecards.com

AB	32
R	2
H	7
RBI	2
BB	2
SO	5
LOB	13



Batter	1	2	3	4	5	6	7	8	9	AB R H RBI BB SO LOB	BOTTOM
--------	---	---	---	---	---	---	---	---	---	----------------------	--------

<b>Matt Lawton, L</b> OBP: 0.360, SLG: 0.427 (1, 7) C B B X	2-1  G4-3		F X 0-1  P2			C X 0-1  F8		B B B C X 3-1  G3		4 0 0 0 0 0 1
<b>Omar Vizquel, S</b> OBP: 0.367, SLG: 0.409 (1, 6) C B F B X	1-2  G4-3		B B C C B 4-1  BB			B C B F X 2-1  G3		C S S 0-3  K		3 0 0 0 1 1 1
<b>48 Travis Hafner, L</b> OBP: 0.404, SLG: 0.577 (1, 10) B C B B	4-1  BB		B C B X 2-1  P6			B F F F X 2-2  41 E 2B		S C B 1-2  2-1	1-3  K	3 1 1 0 1 1 1
<b>41 Victor Martinez, S</b> OBP: 0.363, SLG: 0.511 (1, 2) X	0-0  G3			C T C C B B C 2-3  K		B S X 1-2  E4		B X 1-0  G1-3		4 0 0 0 0 1 1
<b>Ben Broussard, L</b> OBP: 0.369, SLG: 0.462 (1, 3) C X		0-1  L4		F X 0-1  G3		B F C C 2-3  K		C C C B B C 3-3  K		4 0 0 0 0 2 1
<b>Casey Blake, R</b> OBP: 0.356, SLG: 0.490 (1, 5) C C B B B B X		3-3  K		B X 1-0  G6-3			C C C B C B B 3-2  F9			3 0 0 0 0 1 0
<b>Coco Crisp, S</b> OBP: 0.327, SLG: 0.441 (1, 8) B B B B		4-0  BB			B X 1-0  F9		C C B C B 2-3  K2-3			2 0 0 0 1 1 0
<b>Jody Gerut, L</b> OBP: 0.334, SLG: 0.404 (1, 9) 1 SAFE B 1 SAFE C 1 SAFE X		2-1  F8		F B B X 2-1  F7			C B X 1-1  G5-3			3 0 0 0 0 0 1
<b>John McDonald, R</b> OBP: 0.261, SLG: 0.381 (8, PH) <b>Ronnie Belliard, R</b> OBP: 0.363, SLG: 0.432 (9, 4) C X			0-1  G6-3			C S T C C 0-3  K2-3		B X 1-0  G3	48 2-1  2B	2 0 0 0 0 1 0 1 0 1 0 0 0 0

Inning Stats	R: 0	H: 0	E: 0	LOB: 1	K: 0	S: 8	R: 0	H: 0	E: 0	LOB: 1	K: 1	S: 7	R: 0	H: 0	E: 0	LOB: 0	K: 1	S: 7	R: 0	H: 0	E: 0	LOB: 0	K: 1	S: 7	R: 0	H: 0	E: 0	LOB: 0	K: 1	S: 8	R: 0	H: 1	E: 0	LOB: 1	K: 1	S: 8	R: 0	H: 0	E: 0	LOB: 0	K: 2	S: 7	R: 0	H: 0	E: 0	LOB: 0	K: 2	S: 7	R: 0	H: 0	E: 0	LOB: 0	K: 2	S: 12	R: 0	H: 1	E: 0	LOB: 1	K: 1	S: 13	R: 0	H: 0	E: 0	LOB: 0	K: 1	S: 14	R: 0	H: 1	E: 0	LOB: 1	K: 1	S: 8	R: 0	H: 0	E: 0	LOB: 0	K: 2	S: 12	R: 0	H: 0	E: 0	LOB: 0	K: 1	S: 12	R: 0	H: 0	E: 0	LOB: 0	K: 1	S: 12	1B: 0	2B: 2	3B: 0	HR: 0	SF: 0	SAC: 0	DP: 0	HBP: 0	WP: 0	PA: 32
--------------	------	------	------	--------	------	------	------	------	------	--------	------	------	------	------	------	--------	------	------	------	------	------	--------	------	------	------	------	------	--------	------	------	------	------	------	--------	------	------	------	------	------	--------	------	------	------	------	------	--------	------	------	------	------	------	--------	------	-------	------	------	------	--------	------	-------	------	------	------	--------	------	-------	------	------	------	--------	------	------	------	------	------	--------	------	-------	------	------	------	--------	------	-------	------	------	------	--------	------	-------	-------	-------	-------	-------	-------	--------	-------	--------	-------	--------

PITCHER	IP	WLS	BF	H	R	ER	SO	BB	IBB	HBP	BLK	WP	HR	S	P	ERA	WHIP
<b>41 John Lackey, R</b> ERA: 4.89 (1, 1)	7.1	W	28	2	1	0	5	3	0	0	0	0	0	60	105	0.00	0.682
<b>Francisco Rodriguez, R</b> ERA: 1.73 (8, 1)	1.2	S	5	0	0	0	3	0	0	0	0	0	0	12	18	0.00	0.000

**Anaheim Angels @ Cleveland Indians**  
**Jacobs Field, Cleveland, OH**  
 Sun Sep 05 2004, 8:05 PM EDT  
 Att. 26,208 - Sunny - 79 F

AB	29
R	1
H	2
RBI	0
BB	3
SO	8
LOB	6



Batter	1	2	3	4	5	6	7	8	9	AB R H RBI BB SO LOB	TOP		
<b>Coco Crisp, S</b> OBP: 0.324, SLG: 0.437 (1, 8) C F C X	0-2 G6-3 ①		1-2 L8 ① SAFE		0-2 L7 ③			1-3 K ③		4 0 0 0 0 1 1			
<b>Omar Vizquel, S</b> OBP: 0.367, SLG: 0.414 (1, 6) B B B C X	3-2 F9 ②		2-1 HR ① SAFE			3-2 G4-3 ①		1-0 L5 ①		4 1 1 2 0 0 0			
<b>Matt Lawton, L</b> OBP: 0.359, SLG: 0.431 (1, 7) B F C B X	3-2 L7 ③		3-3 K ②			3-3 K ②		1-1 HR ②		4 1 1 1 0 2 0			
<b>41 Victor Martinez, S</b> OBP: 0.362, SLG: 0.508 (1, 2) C S B T B B C		3-3 K ①	1-2 F9 ③			1-1 P3 ③		4-2 PB BB ②		3 0 0 0 1 1 0			
<b>48 Travis Hafner, L</b> OBP: 0.403, SLG: 0.581 (1, 10) C X		0-1 HR ①		2-3 K ①			3-2 K ①	0-0 L7 ②		4 1 1 1 0 2 1			
<b>Casey Blake, R</b> OBP: 0.356, SLG: 0.494 (1, 5) B C B C T X		2-2 HR ②		3-0 G6-3 ②			2-1 F9 ②	3-3 K ③		4 1 1 1 0 1 1			
<b>Ben Broussard, L</b> OBP: 0.366, SLG: 0.458 (1, 3) C T C		0-3 K ②		2-1 P5 ③			1-1 G4-3 ③			3 0 0 0 0 1 0			
<b>Ronnie Belliard, R</b> OBP: 0.361, SLG: 0.429 (1, 4) C S T C		0-3 K2-3 ③			0-3 K ①			3-1 F9 ①		3 0 0 0 0 2 0			
<b>Jody Gerut, L</b> OBP: 0.334, SLG: 0.403 (1, 9) B C S T B B X			3-2 HR 1B ②		2-2 G1-3 ②			2-1 G6-3 ②		3 1 1 0 0 0 0			
<b>Inning Stats</b>	R: 0 E: 0 K: 0 S: 9 H: 0 LOB: 0 BB: 0 P: 15	R: 2 E: 0 K: 3 S: 14 H: 2 LOB: 0 BB: 0 P: 19	R: 2 E: 0 K: 1 S: 17 H: 2 LOB: 0 BB: 0 P: 27	R: 0 E: 0 K: 1 S: 7 H: 0 LOB: 0 BB: 0 P: 14	R: 0 E: 0 K: 1 S: 11 H: 0 LOB: 0 BB: 0 P: 13	R: 0 E: 0 K: 1 S: 8 H: 0 LOB: 0 BB: 0 P: 15	R: 0 E: 0 K: 1 S: 7 H: 0 LOB: 0 BB: 0 P: 13	R: 0 E: 0 K: 1 S: 7 H: 0 LOB: 0 BB: 0 P: 13	R: 1 E: 0 K: 1 S: 11 H: 1 LOB: 1 BB: 1 P: 20	1B: 1 2B: 0 3B: 0 HR: 4 SF: 0 SAC: 0 DP: 0 HBP: 0	WP: 0 PB: 1 SB: 0 CS: 0 PA: 33		
<b>PITCHER</b>	IP WLS BF H R ER SO BB IBB HBP BLK WP HR S P ERA WHIP											<b>PITCHER</b>	IP WLS BF H R ER SO BB IBB HBP BLK WP HR S P ERA WHIP
<b>Gil Meche, R</b> ERA: 5.38 (1, 1)	7.0 L 25 4 4 4 8 0 0 0 0 0 3 73 116 5.14 0.571												
<b>Masao Kida, R</b> ERA: (8, 1)	1.0 3 0 0 0 1 0 0 0 0 0 0 7 13 0.00 0.000												
<b>George Sherrill, L</b> ERA: 3.8 (9, 1)	0.2 4 1 1 1 0 1 0 0 0 0 1 8 14 13.50 3.000												
<b>20 J.J. Putz, R</b> ERA: 5.27 (9, 1)	0.1 1 0 0 0 1 0 0 0 0 0 0 3 6 0.00 0.000												

**Cleveland Indians @ Seattle Mariners**  
**Safeco Field, Seattle, WA**  
 Mon Sep 06 2004, 7:05 PM PDT  
 Att. 33,084 - Unknown - 65 F

[livebaseballscorecards.com](http://livebaseballscorecards.com)

<b>AB</b>	<b>32</b>
<b>R</b>	<b>5</b>
<b>H</b>	<b>5</b>
<b>RBI</b>	<b>5</b>
<b>BB</b>	<b>1</b>
<b>SO</b>	<b>10</b>
<b>LOB</b>	<b>3</b>



Batter	1	2	3	4	5	6	7	8	9	AB R H RBI BB SO LOB
51 Ichiro Suzuki, L (1, 9) OBP: 0.417, SLG: 0.472	0-1 G5-3		2-0 FC6-4 1B			2-1 G4-3			1-0 BB 1B	4 0 2 0 0 0 0
Randy Winn, S (1, 8) OBP: 0.350, SLG: 0.436	2-2 F8		0-0 FC6-4 1-2f			1-2 G6-3			1-3 K	4 0 0 0 0 1 3
Edgar Martinez, R (1, 10) OBP: 0.361, SLG: 0.395 Mickey Lopez, S (9, PR)	0-3 K			0-0 G4-3 1B			2-2 FC4-6 1B		4-2 BB 1-2	3 0 2 0 1 1 0 0 0 0 0 0 0 0
Raul Ibanez, L (1, 7) OBP: 0.335, SLG: 0.448		0-0 L9		1-0 G4-3 1-2f		3-2 FC4-6 G5-4-3 1-2f			2-2 L7	4 0 0 0 0 0 4
Bret Boone, R (1, 4) OBP: 0.312, SLG: 0.415		1-1 F9		2-3 K		1-1 G5-4-3 1-2f				3 0 0 0 0 1 1
Jolbert Cabrera, R (1, 5) OBP: 0.313, SLG: 0.407		1-3 K			0-0 F7			2-2 K		3 0 0 0 0 2 0
Miguel Olivo, R (1, 2) OBP: 0.307, SLG: 0.479			1-3 K		1-2 K			3-3 K		3 0 0 0 0 3 0
4 Jose Lopez, R (1, 6) OBP: 0.267, SLG: 0.349			2-2 G6-3		0-1 F8			0-1 G5-3		3 0 0 0 0 0 0
16 Willie Bloomquist, R (1, 3) OBP: 0.282, SLG: 0.320			2-2 51 1B 2B			0-1 G3			1-2 P3	3 0 1 0 0 0 0

Inning Stats	R: 0 E: 0 K: 1 S: 9	H: 0 LOB: 0 BB: 0 P: 11	R: 0 E: 0 K: 1 S: 6	H: 0 LOB: 0 BB: 0 P: 8	R: 0 E: 0 K: 1 S: 12	H: 2 LOB: 2 BB: 0 P: 19	R: 0 E: 0 K: 1 S: 5	H: 1 LOB: 0 BB: 0 P: 8	R: 0 E: 0 K: 1 S: 7	H: 0 LOB: 0 BB: 0 P: 8	R: 0 E: 0 K: 0 S: 8	H: 0 LOB: 0 BB: 0 P: 11	R: 0 E: 0 K: 0 S: 10	H: 1 LOB: 0 BB: 0 P: 16	R: 0 E: 0 K: 2 S: 11	H: 0 LOB: 0 BB: 0 P: 16	R: 0 E: 0 K: 1 S: 12	H: 1 LOB: 2 BB: 1 P: 21	1B: 4 2B: 1 3B: 0 HR: 0	SF: 0 SAC: 0 DP: 2 HBP: 0
--------------	------------------------------	----------------------------------	------------------------------	---------------------------------	-------------------------------	----------------------------------	------------------------------	---------------------------------	------------------------------	---------------------------------	------------------------------	----------------------------------	-------------------------------	----------------------------------	-------------------------------	----------------------------------	-------------------------------	----------------------------------	----------------------------------	------------------------------------

PITCHER	IP	WLS	BF	H	R	ER	SO	BB	IBB	HBP	BLK	WP	HR	S	P	ERA	WHIP
CC Sabathia, L (1, 1) ERA: 3.98	9.0	W	31	5	0	0	8	1	0	0	0	0	0	80	118	0.00	0.667


**BOTTOM**

**Cleveland Indians @ Seattle Mariners**  
Safeco Field, Seattle, WA

Mon Sep 06 2004, 7:05 PM PDT  
Att: 33,084 - Unknown - 65 F

livebaseballscorecards.com

AB	30
R	0
H	5
RBI	0
BB	1
SO	8
LOB	8



WP: 0	PA: 31
PB: 0	SB: 0
CS: 0	

Batter	1	2	3	4	5	6	7	8	9	AB R H RBI BB SO LOB	TOP											
<b>Coco Crisp, S</b> OBP: 0.329, SLG: 0.441 (1, 8) <sup>B</sup> <sup>X</sup>	1-0 41 1B 2B		2-1 G4-3	0-0 1-2 1B		1-0 P4		0-1 G3 1B 1B	4-1 BB	5 1 3 0 1 0 0												
<b>Omar Vizquel, S</b> OBP: 0.364, SLG: 0.411 (1, 6) <sup>B</sup> <sup>X</sup>	1-1 F9		0-1 G3	3-1 P4			0-2 P3	2-1 G3 1B 1B	0-1 F8	6 0 1 0 0 0 4												
<b>Matt Lawton, L</b> OBP: 0.360, SLG: 0.431 (1, 7) <sup>B</sup> <sup>B</sup> <sup>C</sup> <sup>F</sup> <sup>X</sup>	2-2 F8			1-2 E4 41 G3-1 48 1B	1-2		2-2 48 WP 41 S 1B 1B	0-0 G3		5 2 2 0 0 0 3												
<b>41 Victor Martinez, S</b> OBP: 0.361, SLG: 0.504 (1, 2) <sup>B</sup> <sup>X</sup>	1-0 2-H 1B		1-2 G3-1	0-1 F7			3-1 F9	1-0 F7		5 0 1 1 0 0 5												
<b>48 Travis Hafner, L</b> OBP: 0.407, SLG: 0.580 (1, 10) <sup>C</sup> <sup>C</sup> <sup>B</sup> <sup>T</sup>	1-2 K		0-2 2B HR 1B	0-1 FC6-4 BB	4-2 SAFE		4-2 WP 1B 2-3 BB	1-0 FC6-4 IBB		2 2 1 1 3 1 1												
<b>Casey Blake, R</b> OBP: 0.356, SLG: 0.495 (1, 5) <sup>C</sup> <sup>B</sup> <sup>F</sup> <sup>C</sup> <sup>B</sup> <sup>X</sup>		2-2 F8	2-1 HR 2B	0-2 K			2-2 WP 1B 1-2 1B	0-0 FC6-4		5 2 2 1 0 1 5												
<b>Ben Broussard, L</b> OBP: 0.364, SLG: 0.455 (1, 3) <sup>C</sup> <sup>B</sup> <sup>B</sup> <sup>X</sup>		2-2 L9	2-2 P5	1-0 FC6-4			2-2 1B		1-1 G3-1	5 0 1 2 0 0 4												
<b>Ronnie Belliard, R</b> OBP: 0.361, SLG: 0.434 (1, 4) <sup>B</sup> <sup>X</sup>		1-0 P6	0-0 HR				4-0 L9		1-2 F8	4 1 1 3 1 0 0												
<b>Jody Gerut, L</b> OBP: 0.335, SLG: 0.410 (1, 9) <sup>B</sup> <sup>B</sup> <sup>X</sup>			2-0 G5-3	3-2 1B			2-3 K		0-1 HR	5 1 2 1 0 2 2												
<b>Inning Stats</b>	R: 1 E: 0 K: 1 S: 10	H: 2 LOB: 1 BB: 0 P: 16	R: 0 E: 0 K: 0 S: 8	H: 0 LOB: 0 BB: 0 P: 13	R: 0 E: 0 K: 0 S: 5	H: 0 LOB: 0 BB: 0 P: 9	R: 4 E: 1 K: 0 S: 22	H: 5 LOB: 2 BB: 0 P: 34	R: 0 E: 0 K: 1 S: 12	H: 1 LOB: 2 BB: 1 P: 18	R: 0 E: 0 K: 1 S: 5	H: 0 LOB: 0 BB: 0 P: 8	R: 3 E: 0 K: 1 S: 21	H: 3 LOB: 2 BB: 2 P: 41	R: 0 E: 0 K: 0 S: 7	H: 2 LOB: 3 BB: 1 P: 14	R: 1 E: 0 K: 0 S: 10	H: 1 LOB: 1 BB: 1 P: 16	1B: 10 2B: 2 3B: 0 HR: 2	SF: 0 SAC: 0 DP: 0 HBP: 0	WP: 3 PB: 0 SB: 1 CS: 0	PA: 47
<b>PITCHER</b>	IP WLS BF H R ER SO BB IBB HBP BLK WP HR S P ERA WHIP																				<b>PITCHER</b>	IP WLS BF H R ER SO BB IBB HBP BLK WP HR S P ERA WHIP
<b>Cha Seung Baek, R</b> ERA: 7.59 (1, 1)	5.0 L 25 8 5 1 2 1 0 0 0 1 1 57 90 1.80 1.800																					
<b>Matt Thornton, L</b> ERA: 5.4 (6, 1)	1.2 8 2 3 3 1 1 0 0 0 1 0 20 34 16.20 1.800																					
<b>Ron Villone, L</b> ERA: 4.35 (7, 1)	0.1 3 1 0 0 1 1 0 0 0 1 0 6 15 0.00 6.000																					
<b>Shigetoshi Hasegawa, R</b> ERA: 5.49 (8, 1)	1.0 6 2 0 0 0 0 1 0 0 0 0 7 14 0.00 2.000																					
<b>Aaron Taylor, R</b> ERA: 9.0 (9, 1)	1.0 5 1 1 1 0 1 0 0 0 0 1 10 16 9.00 2.000																					

**Cleveland Indians @ Seattle Mariners**  
**Safeco Field, Seattle, WA**  
 Wed Sep 08 2004, 7:05 PM PDT  
 Att: 28,764 - Dome - 64 F

[livebaseballscorecards.com](http://livebaseballscorecards.com)

<b>AB</b>	42
<b>R</b>	9
<b>H</b>	14
<b>RBI</b>	9
<b>BB</b>	5
<b>SO</b>	4
<b>LOB</b>	24





Batter	1	2	3	4	5	6	7	8	9	AB R H RBI BB SO LOB
51 Ichiro Suzuki, L OBP: 0.416, SLG: 0.470 (1, 9)	G3		F7	B1-3			G4-3 1B		G4-3	5 0 1 0 0 0 1
Randy Winn, S OBP: 0.348, SLG: 0.433 (1, 7)	K		HR BB		K		G4-3 1-3		K	4 1 0 0 1 3 1
Edgar Martinez, R OBP: 0.362, SLG: 0.411 (1, 10)	HR		HR		L9		F8			4 2 2 3 0 0 1
Bret Boone, R OBP: 0.316, SLG: 0.422 (1, 4)	1B		P4		HR		G1-3 BB			3 1 2 1 1 0 0
Jolbert Cabrera, R OBP: 0.312, SLG: 0.403 (1, 5)	P6		BB		L5		K			3 0 0 0 1 1 2
Miguel Olivo, R OBP: 0.302, SLG: 0.472 (1, 2)		K2-3	K			K	G1-3			4 0 0 0 0 3 2
Hiram Bocachica, R OBP: 0.337, SLG: 0.403 (1, 8)		1B			16 S BB	K	K			3 0 1 0 1 2 1
4 Jose Lopez, R OBP: 0.261, SLG: 0.341 Greg Dobbs, L OBP: 1.000, SLG: 4.000 (9, PH)	F8		F7		F7		F7		HR	3 0 0 0 0 0 2 1 1 1 1 0 0 0
16 Willie Bloomquist, R OBP: 0.277, SLG: 0.314 7 Jeremy Reed, L (9, PH)	K		K		K		K		G6-3	3 0 0 0 0 3 2 1 0 0 0 0 0 0

Inning Stats	R: 1 E: 0 K: 15	H: 2 LOB: 1 BB: 0 P: 21	R: 0 E: 0 K: 11	H: 1 LOB: 1 BB: 0 P: 14	R: 2 E: 0 K: 10	H: 1 LOB: 1 BB: 2 P: 22	R: 0 E: 0 K: 7	H: 0 LOB: 1 BB: 1 P: 14	R: 1 E: 0 K: 12	H: 1 LOB: 0 BB: 0 P: 21	R: 0 E: 0 K: 9	H: 0 LOB: 0 BB: 0 P: 12	R: 0 E: 0 K: 9	H: 1 LOB: 1 BB: 0 P: 13	R: 0 E: 0 K: 10	H: 0 LOB: 1 BB: 1 P: 19	R: 1 E: 0 K: 10	H: 1 LOB: 0 BB: 0 P: 15	1B: 3 2B: 0 3B: 0 HR: 4	SF: 0 SAC: 0 DP: 0 HBP: 0	WP: 0 PB: 0 SB: 2 CS: 0	PA: 38
--------------	-----------------------	----------------------------------	-----------------------	----------------------------------	-----------------------	----------------------------------	----------------------	----------------------------------	-----------------------	----------------------------------	----------------------	----------------------------------	----------------------	----------------------------------	-----------------------	----------------------------------	-----------------------	----------------------------------	----------------------------------	------------------------------------	----------------------------------	--------

PITCHER	IP	WLS	BF	H	R	ER	SO	BB	IBB	HBP	BLK	WP	HR	S	P	ERA	WHIP
31 Cliff Lee, L ERA: 5.54	(1, 1)	5.0	W	23	5	4	4	6	3	0	0	0	3	55	92	7.20	1.600
David Riske, R ERA: 3.95	(6, 1)	1.0	H	3	0	0	2	0	0	0	0	0	0	9	12	0.00	0.000
63 Rafael Betancourt, R ERA: 4.32	(7, 1)	1.0		4	1	0	1	0	0	0	0	0	0	9	13	0.00	1.000
Bob Howry, R ERA: 1.59	(8, 1)	1.0		4	0	0	2	1	0	0	0	0	0	10	19	0.00	1.000
Bob Wickman, R ERA: 3.92	(9, 1)	1.0		4	1	1	1	0	0	0	0	0	1	10	15	9.00	1.000

BOTTOM

Cleveland Indians @ Seattle Mariners  
Safeco Field, Seattle, WA  
Wed Sep 08 2004, 7:05 PM PDT  
Att. 28,764 - Dome - 64 F

livebaseballscorecards.com

AB	34
R	5
H	7
RBI	5
BB	4
SO	12
LOB	12



Batter	1	2	3	4	5	6	7	8	9	10	11	12	AB	R	H	RBI	BB	SO	LOB	TOP			
<b>Coco Crisp, S</b> OBP: 0.333, SLG: 0.452 (1, 8)	4-1 F9 1B BB		2-2 2B		2-0 G6-3			0-0 HR	1-0 P5		4-0 BB		4	2	2	1	2	0	3				
<b>Omar Vizquel, S</b> OBP: 0.364, SLG: 0.411 (1, 6)	0-1 F9		0-2 FC5-3 2B		3-2 L5			4-2 WP S BB	1-2 G4-3		2-2 F7		5	0	1	1	1	0	6				
<b>Ronnie Belliard, R</b> OBP: 0.361, SLG: 0.431 (1, 4)	0-0 FC6 1B		4-0 FC5-3 BB		0-1 G4-3			2-1 F7		2-3 K		3-3 K		5	0	1	0	1	2	1			
<b>Casey Blake, R</b> OBP: 0.354, SLG: 0.497 (1, 5)	2-2 F9		2-2 FC5-3		1-2 F8			1-1 P4		3-2 F8		0-1 HR		6	1	1	1	0	0	5			
<b>Josh Phelps, R</b> OBP: 0.305, SLG: 0.438 <b>48 Travis Hafner, L</b> OBP: 0.409, SLG: 0.581 (10, PH)	1-1 FC6		1-1 L9		2-3 K			2-3 K		4-2 BB		2-2 G4-6-3 1B		4	0	0	0	0	2	3			
<b>Matt Lawton, L</b> OBP: 0.359, SLG: 0.428 (1, 7)		0-0 G6-3		4-1 G6-4-3 BB			0-1 G1-3		4-1 SH5-4 1B BB		1-1 G4-3		1-0 G4-6-3		4	0	0	0	2	0	2		
<b>Lou Merloni, R</b> OBP: 0.353, SLG: 0.440 <b>Tim Laker, R</b> OBP: 0.264, SLG: 0.310 <b>41 Victor Martinez, S</b> OBP: 0.362, SLG: 0.508 (11, PH)		0-3 K		0-2 G6-4-3			0-0 F8		1 SAFE 0-0 SH5-4 1B		3-2 F8 2B			4	0	1	0	0	1	1			
<b>Ryan Ludwick, R</b> OBP: 0.429, SLG: 0.857 <b>Jody Gerut, L</b> OBP: 0.334, SLG: 0.409 (9, PH)		0-0 L8		1-1 HR			0-1 1B		1-0 SH5-4		0-0 F8			3	1	2	1	0	0	0			
<b>Josh Bard, S</b> <b>Ben Broussard, L</b> OBP: 0.365, SLG: 0.453 (9, PH)			0-0 G4-3		1-1 G6-3		0-1 G6-3		4-2 BB		0-2 P6			3	0	0	0	0	0	1			
<b>Inning Stats</b>	R: 0 E: 0 K: 0 S: 9	H: 1 LOB: 2 BB: 1 P: 16	R: 0 E: 0 K: 1 S: 5	H: 0 LOB: 0 BB: 0 P: 5	R: 1 E: 0 K: 0 S: 10	H: 2 LOB: 1 BB: 1 P: 18	R: 0 E: 0 K: 0 S: 6	H: 0 LOB: 0 BB: 1 P: 11	R: 1 E: 0 K: 0 S: 9	H: 1 LOB: 1 BB: 0 P: 7	R: 0 E: 0 K: 1 S: 9	H: 1 LOB: 1 BB: 1 P: 20	R: 0 E: 0 K: 0 S: 13	H: 0 LOB: 1 BB: 1 P: 23	R: 0 E: 0 K: 0 S: 13	H: 1 LOB: 2 BB: 1 P: 22	R: 1 E: 0 K: 1 S: 10	H: 2 LOB: 0 BB: 0 P: 16	1B: 4 2B: 3 3B: 0 HR: 3	SF: 0 SAC: 1 DP: 3 HBP: 0	WP: 1 PB: 0 SB: 1 CS: 0	PA: 51	
<b>PITCHER</b>	IP	WLS	BF	H	R	ER	SO	BB	IBB	HBP	BLK	WP	HR	S	P	ERA	WHIP						
<b>Mark Mulder, L</b> ERA: 3.9	(1, 1)	7.0	29	6	3	3	2	4	0	0	0	0	2	59	93	3.86	1.429						
<b>Jim Mecir, R</b> ERA: 3.35	(8, 1)	1.0	3	0	0	0	1	0	0	0	0	1	0	7	12	0.00	0.000						
<b>Octavio Dotel, R</b> ERA: 3.62	(9, 1)	1.0	6	1	0	0	0	2	0	0	0	0	0	9	20	0.00	3.000						
<b>Chad Bradford, R</b> ERA: 4.36	(10, 1)	0.2	2	0	0	0	1	0	0	0	0	0	0	9	14	0.00	0.000						
<b>Ricardo Rincon, L</b> ERA: 3.62	(10, 1)	0.1	2	0	0	0	0	1	0	0	0	0	0	4	9	0.00	3.000						
<b>PITCHER</b>	IP	WLS	BF	H	R	ER	SO	BB	IBB	HBP	BLK	WP	HR	S	P	ERA	WHIP						
<b>58 Justin Duchscherer, R</b> ERA: 3.44	(11, 1)	1.1	7	2	1	1	1	0	0	0	0	0	0	5	8	6.75	2.250						
<b>Chris Hammond, L</b> ERA: 2.93	(12, 1)	0.2	2	1	0	0	0	0	0	0	0	0	0	8	15	0.00	1.500						

Cleveland Indians @ Oakland Athletics  
Network Associates Coliseum, Oakland, CA

Fri Sep 10 2004, 10:05 PM EDT  
Att. 24,154 - Sunny - 68 F

livebaseballscorecards.com

AB 42  
R 4  
H 10  
RBI 4  
BB 8  
SO 5  
LOB 24



Batter	1	2	3	4	5	6	7	8	9	10	11	12	AB	R	H	RBI	BB	SO	LOB
21 Mark Kotsay, L OBP: 0.363, SLG: 0.453	F7		P3			K	L8		IBB		FC6-2 IBB		4	0	0	0	2	1	0
Mark McLemore, S OBP: 0.362, SLG: 0.317	F7					HR	K				FC6-2		2	1	1	0	1	0	0
Marco Scutaro, R OBP: 0.301, SLG: 0.390				BB		3 HR 2B							1	0	0	0	0	1	0
Billy McMillon, L OBP: 0.272, SLG: 0.361													1	0	0	0	0	1	2
Esteban German, R OBP: 0.305, SLG: 0.309													1	0	0	0	0	0	3
3 Eric Chavez, L OBP: 0.403, SLG: 0.533	F8			F7		HR		G5-3		K	L9		6	1	1	2	0	1	4
Scott Hatteberg, L OBP: 0.386, SLG: 0.449		L8		L8		BB SF9 1B		P2		BB			5	1	1	0	1	1	1
Erubiel Durazo, L OBP: 0.388, SLG: 0.529		K		K		BB SF9 BB		P6		P6			5	0	1	0	1	2	2
Eric Byrnes, R OBP: 0.353, SLG: 0.482		1B				BB SF9 BB		K		F9			5	0	2	0	1	1	2
Damian Miller, R OBP: 0.345, SLG: 0.425		F9				L9		SF9		K			3	0	0	1	1	1	2
7 Bobby Crosby, R OBP: 0.335, SLG: 0.439			P3			K		F9		K			5	0	1	0	0	2	3
Nick Swisher, S OBP: 0.333, SLG: 0.450			G4-3			G4-3		K					5	0	1	0	0	1	3

Inning Stats	R: 0	H: 0	E: 0	K: 10	LOB: 0	BB: 14	P: 14										
PITCHER	IP	WLS	BF	H	R	ER	SO	BB	IBB	HBP	BLK	WP	HR	S	P	ERA	WHIP
Scott Elarton, R ERA: 6.47	(1,1)	5.1	23	5	3	3	4	2	0	0	0	0	1	64	100	5.06	1.312
59 Matt Miller, R ERA: 3.42	(6,1)	0.2	3	0	0	0	0	1	0	0	0	0	0	8	14	0.00	1.500
Cliff Bartosh, L ERA: 5.4	(7,1)	1.0	3	0	0	0	2	0	0	0	0	0	0	10	17	0.00	0.000
Bob Howry, R ERA: 1.54	(8,1)	1.0	4	1	0	0	1	0	0	0	0	0	0	9	14	0.00	1.000
63 Rafael Betancourt, R ERA: 4.25	(9,1)	1.0	5	1	0	0	3	0	1	0	0	0	0	13	24	0.00	1.000
PITCHER	IP	WLS	BF	H	R	ER	SO	BB	IBB	HBP	BLK	WP	HR	S	P	ERA	WHIP
David Riske, R ERA: 3.89	(10,1)	1.0	4	0	0	0	1	1	0	0	0	0	0	11	18	0.00	1.000
Rick White, R ERA: 5.3	(11,1)	1.0	W 6	1	0	0	0	1	1	0	0	0	0	17	30	0.00	2.000
Bob Wickman, R ERA: 3.74	(12,1)	1.0	S 3	0	0	0	1	0	0	0	0	0	0	6	9	0.00	0.000

**Cleveland Indians @ Oakland Athletics**  
 Network Associates Coliseum, Oakland, CA

livebaseballscorecards.com

AB 43  
 R 3  
 H 8  
 RBI 3  
 BB 7  
 SO 12  
 LOB 22

WP: 0  
 PB: 0  
 SB: 0  
 CS: 0

PA: 51

WP: 0  
 PB: 0  
 SB: 0  
 CS: 0

PA: 51

Fri Sep 10 2004, 10:05 PM EDT  
 Att: 24,154 - Sunny - 68 F

Batter	1	2	3	4	5	6	7	8	9	AB R H RBI BB SO LOB	TOP														
<b>Coco Crisp, S</b> (1, 8) OBP: 0.335, SLG: 0.452	0-1 E S 1B		0-3 K			2-2 G6-3		2-1 S 1B		4 1 2 0 0 1 0															
<b>Omar Vizquel, S</b> (1, 6) OBP: 0.363, SLG: 0.410	1-3 K			1-0 F8		2-2 CS 1B		1-2 P5		4 0 1 0 0 1 2															
<b>Matt Lawton, L</b> (1, 7) OBP: 0.360, SLG: 0.428	2-1 41 G3-6-1 1B			1-0 P5		1-1 CS	0-0 41 48 HR 1B	3-3 K		4 1 2 1 0 1 1															
<b>41 Victor Martinez, S</b> (1, 2) OBP: 0.361, SLG: 0.505	0-2 G3-6-1			1-3 K			2-1 48 HR 1B	2-1 P6		4 1 1 0 0 1 2															
<b>48 Travis Hafner, L</b> (1, 10) OBP: 0.410, SLG: 0.586		2-3 K			4-2 G6-4-3 BB		1-0 1-H 2-H HR	0-0 P6		3 1 1 3 1 1 0															
<b>Casey Blake, R</b> (1, 5) OBP: 0.352, SLG: 0.493		3-3 K			1-2 G6-4-3		2-3 K	3-3 K		4 0 0 0 0 3 1															
<b>Ben Broussard, L</b> (1, 3) OBP: 0.366, SLG: 0.452		0-1 G3-1			4-1 BB		2-1 1B	0-0 P5		3 0 1 0 1 0 0															
<b>Ronnie Belliard, R</b> (1, 4) OBP: 0.359, SLG: 0.429			2-3 K		0-0 F8		3-1 F9			3 0 0 0 0 1 2															
<b>Jody Gerut, L</b> (1, 9) OBP: 0.334, SLG: 0.411			3-2 2B			3-3 K	0-0 P2			3 0 1 0 0 1 1															
<b>Inning Stats</b>	R: 1 E: 0 K: 1 S: 10	H: 2 LOB: 0 BB: 0 P: 13	R: 0 E: 0 K: 2 S: 12	H: 0 LOB: 0 BB: 0 P: 17	R: 0 E: 0 K: 2 S: 14	H: 1 LOB: 0 BB: 0 P: 19	R: 0 E: 0 K: 1 S: 6	H: 0 LOB: 0 BB: 0 P: 9	R: 0 E: 0 K: 0 S: 12	H: 0 LOB: 1 BB: 2 P: 21	R: 0 E: 0 K: 1 S: 15	H: 1 LOB: 0 BB: 0 P: 23	R: 3 E: 0 K: 1 S: 12	H: 4 LOB: 1 BB: 0 P: 22	R: 0 E: 0 K: 1 S: 10	H: 1 LOB: 1 BB: 0 P: 18	R: 0 E: 0 K: 1 S: 5	H: 0 LOB: 0 BB: 0 P: 8	1B: 7 2B: 1 3B: 0 HR: 1	SF: 0 SAC: 0 DP: 2 HBP: 0	WP: 0 PB: 0 SB: 2 CS: 1	PA: 35			
<b>PITCHER</b>	IP WLS BF H R ER SO BB IBB HBP BLK WP HR S P ERA WHIP																								
<b>40 Rich Harden, R</b> (1, 1) ERA: 4.05	6.0		23	7	4	4	7	2	0	0	0	0	1	73	109	6.00	1.500								
<b>Jim Mecir, R</b> (7, 1) ERA: 3.3	0.2		3	1	0	0	1	0	0	0	0	0	0	7	14	0.00	1.500								
<b>Ricardo Rincon, L</b> (7, 1) ERA: 3.49	1.1	W	5	1	0	0	1	0	0	0	0	0	0	11	19	0.00	0.750								
<b>Octavio Dotel, R</b> (9, 1) ERA: 3.57	1.0	S	3	0	0	0	1	0	0	0	0	0	0	5	8	0.00	0.000								

**Cleveland Indians @ Oakland Athletics**  
Network Associates Coliseum, Oakland, CA  
Sat Sep 11 2004, 4:05 PM EDT  
Att. 30,436 - Cloudy - 79 F

[livebaseballscorecards.com](http://livebaseballscorecards.com)

<b>AB</b>	32
<b>R</b>	4
<b>H</b>	9
<b>RBI</b>	4
<b>BB</b>	2
<b>SO</b>	10
<b>LOB</b>	9



Batter	1	2	3	4	5	6	7	8	9
<b>21 Mark Kotsay, L</b> OBP: 0.365, SLG: 0.456 (1, 8) F X	0-1 F7 2B		4-2 SAFE 1-2 BB		2-2 F8		0-1 F9	2-0 CS 1B	
<b>Eric Byrnes, R</b> OBP: 0.352, SLG: 0.479 (1, 9) F S B X	1-2 P6		1-1 P2		0-0 G5-3		4-2 3 G4-3 2B BB	0-1 SAFE SAFE SAFE 1-2	
<b>3 Eric Chavez, L</b> OBP: 0.402, SLG: 0.529 (1, 5) B B F F X	3-2 F7 2-3		1-0 F9		4-0 BB		0-1 G4-3 1-2 2-3 3-H		
<b>Scott Hatteberg, L</b> OBP: 0.385, SLG: 0.450 (1, 3) B X	1-0 F7			2-0 F9	3-2 G5-3		1-0 2B		
<b>Damian Miller, R</b> OBP: 0.344, SLG: 0.423 (1, 2)		2-1 L5		0-0 BB BB 1B		1-0 F9	0-0 P5		
<b>Erubiel Durazo, L</b> OBP: 0.387, SLG: 0.526 (1, 10)		0-3 K		4-0 BB 1-2 BB		0-1 P4		1-3 K	
<b>7 Bobby Crosby, R</b> OBP: 0.335, SLG: 0.444 (1, 6)		2-3 K		0-3 K		1-1 F8		2-0 HR	
<b>Nick Swisher, S</b> OBP: 0.429, SLG: 0.636 (1, 7)			4-2 BB 21 BB BB	4-0 1-2 2-3 BB		2-0 BB 3 G4-3 1B	2-2 HR		
<b>Marco Scutaro, R</b> OBP: 0.300, SLG: 0.388 (1, 4)			0-0 F9	3-2 F7		0-0 3 G4-3 2B 1B	0-2 G1-3		

AB R H RBI BB SO LOB

4	0	2	0	1	0	2
3	1	0	0	1	0	3
3	0	0	1	1	0	5
4	0	1	2	0	0	2
4	0	1	0	0	0	1
3	0	0	0	1	2	0
4	1	1	1	0	2	2
2	2	2	1	2	0	0
4	1	1	0	0	0	4

1B:	4	SF:	0	WP:	0	PA:	38
2B:	2	SAC:	0	PB:	0		
3B:	0	DP:	0	SB:	0		
HR:	2	HBP:	0	CS:	1		

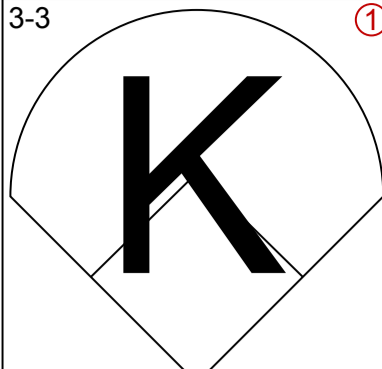
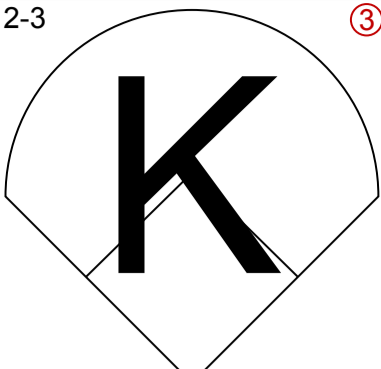
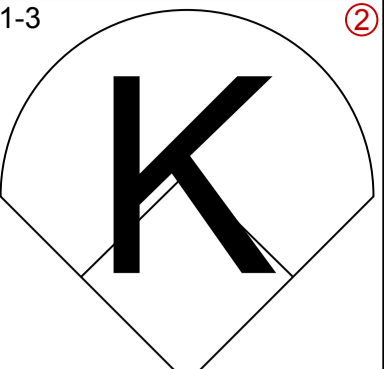
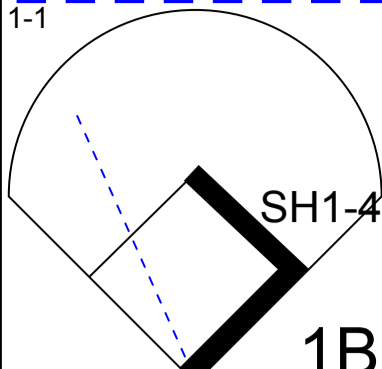
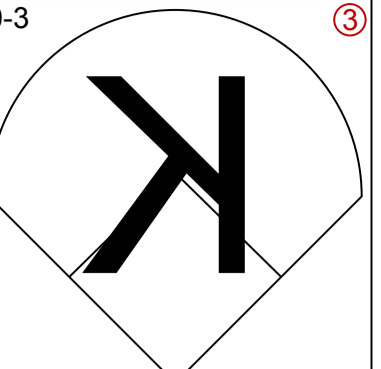
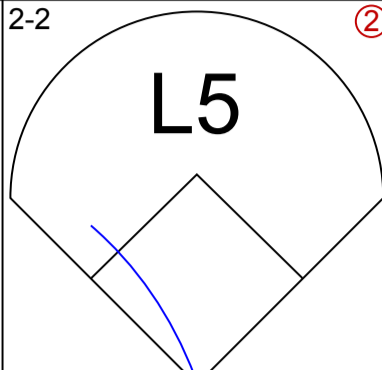
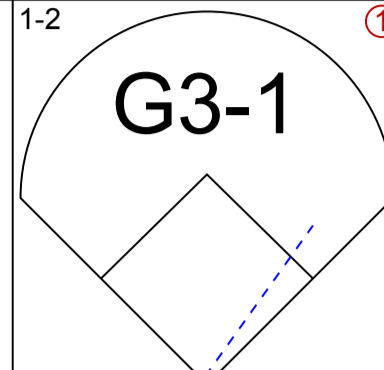
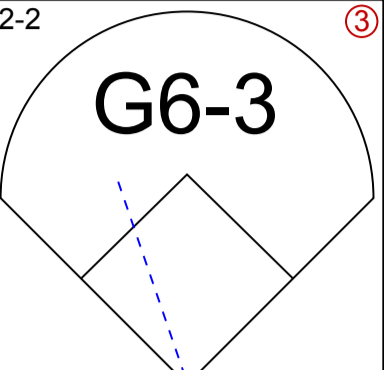
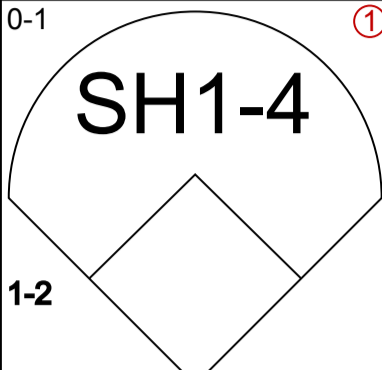
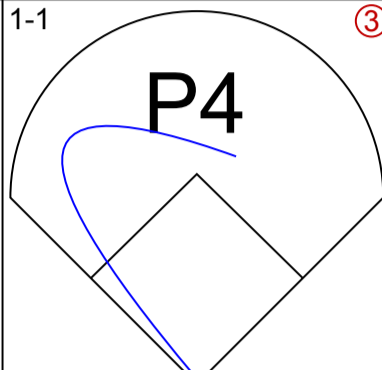
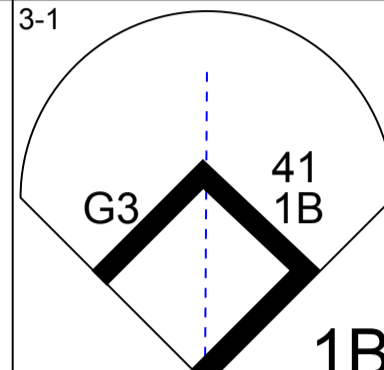
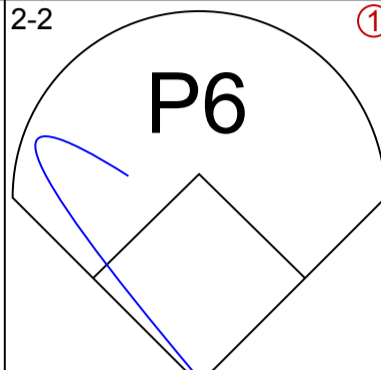
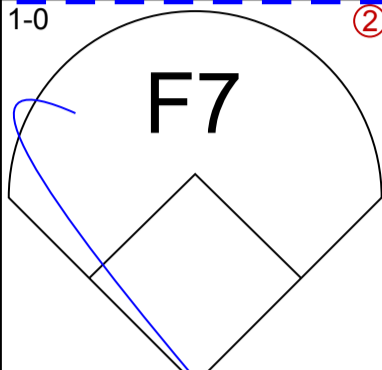
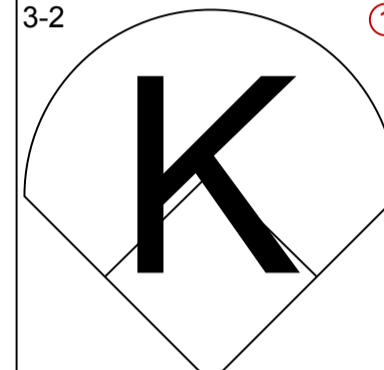
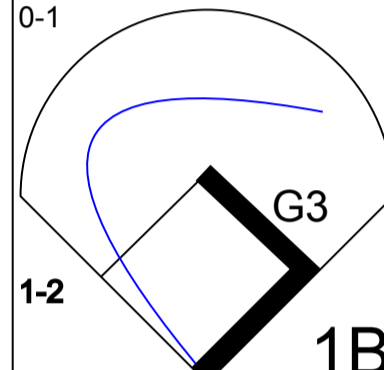
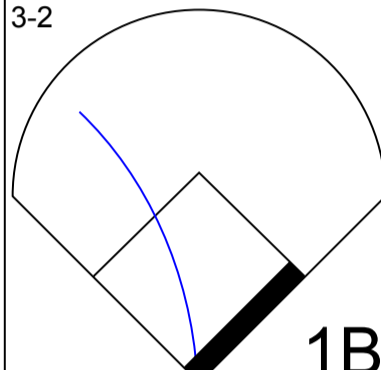
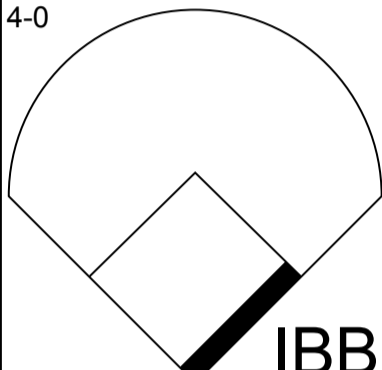
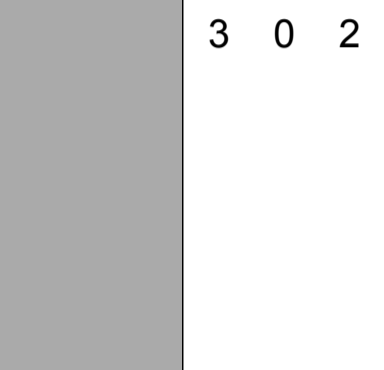
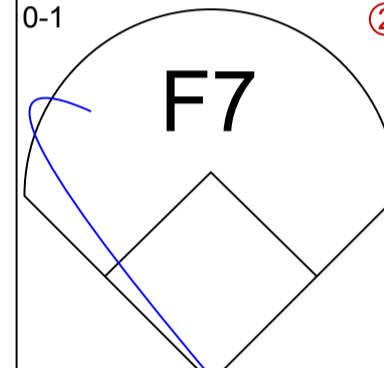
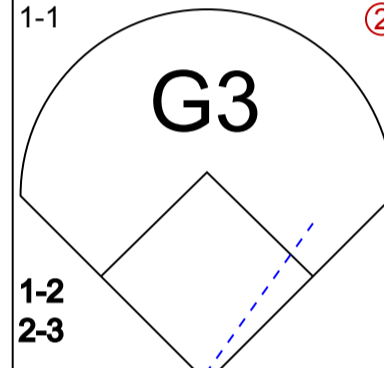
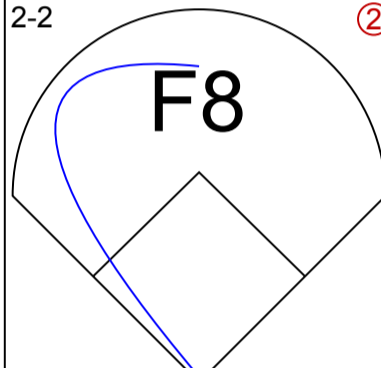
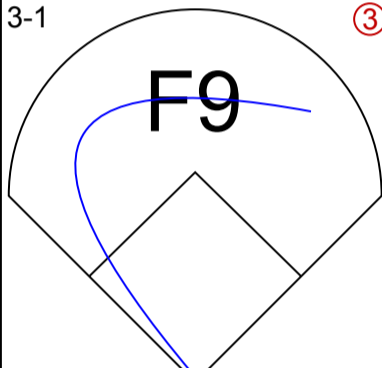

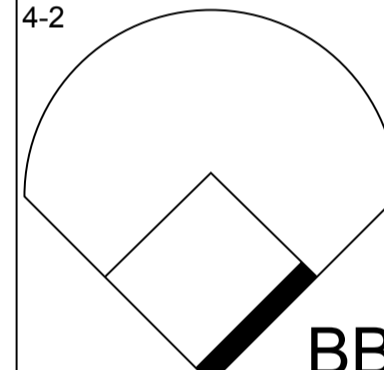
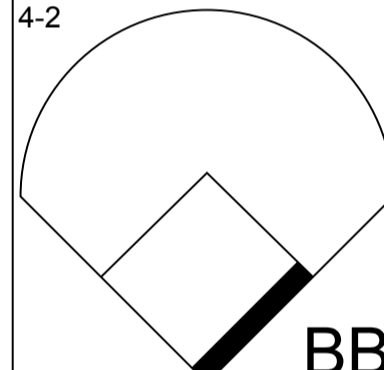
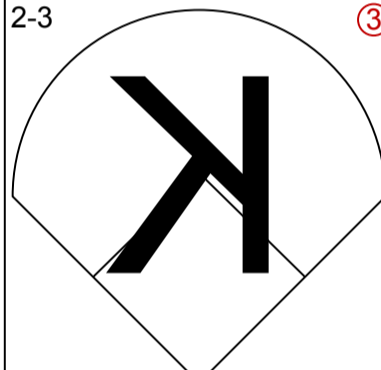
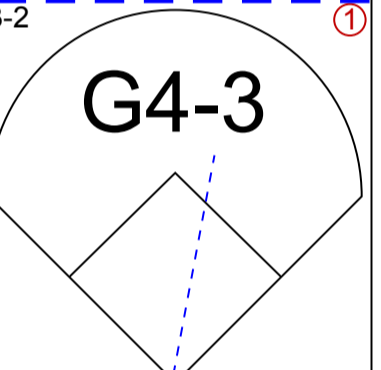
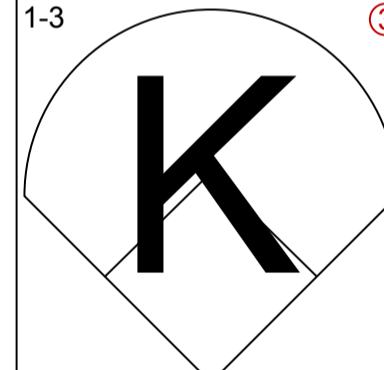
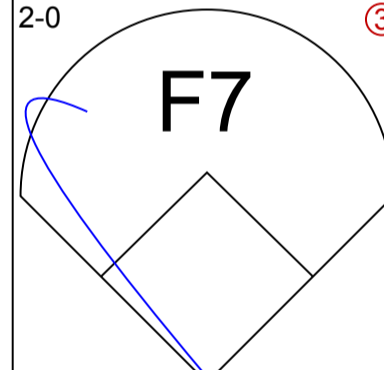
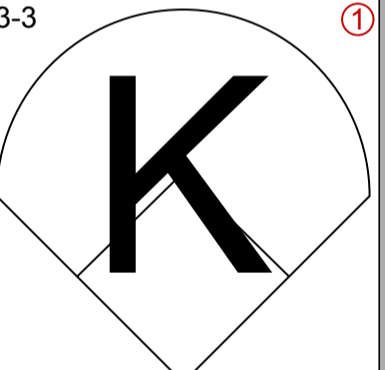
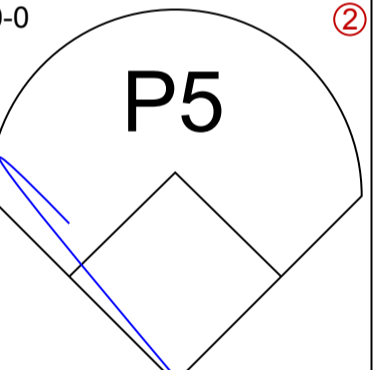
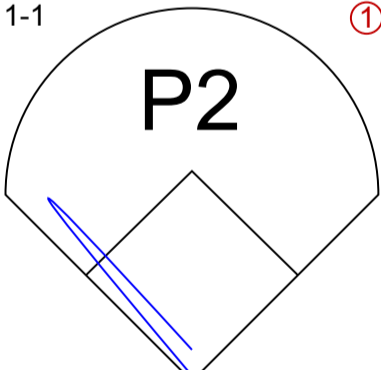
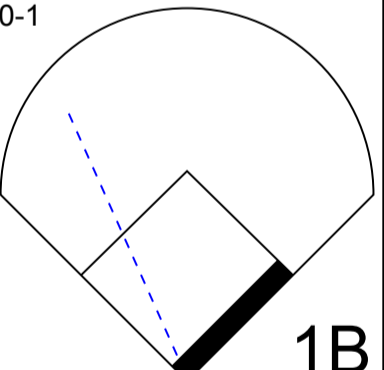
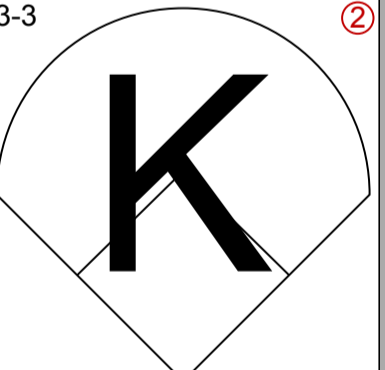
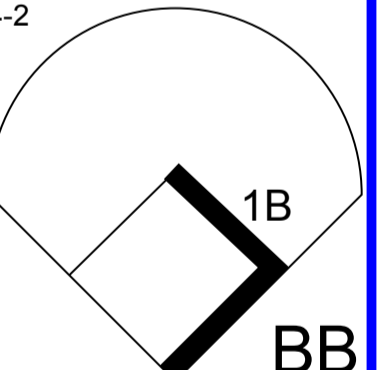
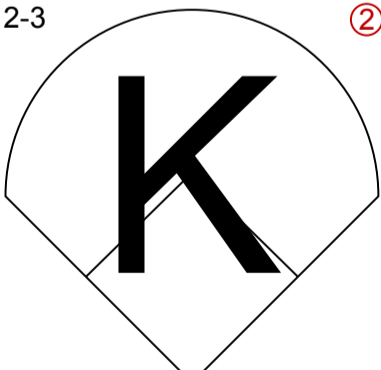
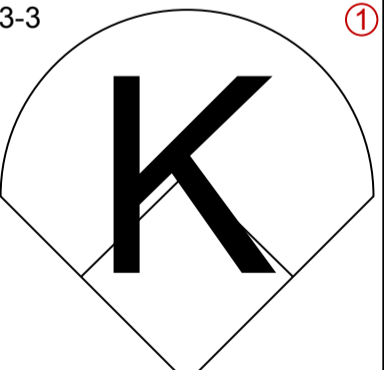
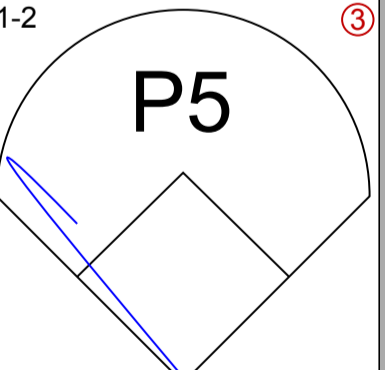
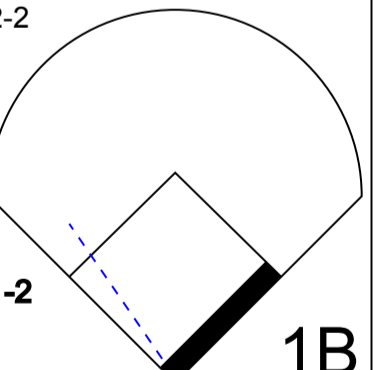
PITCHER	IP	WLS	BF	H	R	ER	SO	BB	IBB	HBP	BLK	WP	HR	S	P	ERA	WHIP
CC Sabathia, L ERA: 3.98 (1, 1)	6.2		31	5	3	3	3	6	0	0	0	0	0	64	114	4.05	1.650
63 Rafael Betancourt, R ERA: 4.22 (7, 1)	0.1	H	1	0	0	0	0	0	0	0	0	0	0	1	1	0.00	0.000
Bob Howry, R ERA: 2.02 (8, 1)	0.2	L	5	3	2	2	1	0	0	0	0	0	2	12	19	27.00	4.500
Jason Davis, R ERA: 5.79 (8, 1)	0.1		0	0	0	0	0	0	0	0	0	0	0	1	1	0.00	0.000

**Cleveland Indians @ Oakland Athletics**  
**Network Associates Coliseum, Oakland, CA**  
 Sat Sep 11 2004, 4:05 PM EDT  
 Att: 30,436 - Cloudy - 79 F

livebaseballscorecards.com

AB	31
R	5
H	8
RBI	5
BB	6
SO	4
LOB	19



Batter	1	2	3	4	5	6	7	8	9	AB R H RBI BB SO LOB	TOP											
<b>Coco Crisp, S</b> (1, 8) OBP: 0.333, SLG: 0.449	3-3 		2-3 		1-3 			1-1 	0-3 	5 0 1 0 0 4 3												
<b>Omar Vizquel, S</b> (1, 6) OBP: 0.361, SLG: 0.407	2-2 			1-2 	2-2 			0-1 		3 0 0 0 0 0 1												
<b>Ronnie Belliard, R</b> (1, 4) OBP: 0.359, SLG: 0.428	1-1 			3-1 		2-2 		1-0 		4 0 1 0 0 0 1												
<b>41 Victor Martinez, S</b> (1, 2) OBP: 0.308, SLG: 0.506		3-2 		0-1 	1-2 	3-2 		4-0 		3 0 2 0 1 1 0												
<b>Casey Blake, R</b> (1, 5) OBP: 0.349, SLG: 0.489		0-1 		1-1 	1-2 	2-2 		3-1 		4 0 0 0 0 0 5												
<b>Josh Phelps, R</b> (1, 10) OBP: 0.308, SLG: 0.437		4-2 		4-2 		2-3 		3-2 		1 0 0 0 2 1 1												
<b>48 Travis Hafner, L</b> (9, PH) OBP: 0.409, SLG: 0.585										1 0 0 0 0 0 0												
<b>Lou Merloni, R</b> (1, 3) OBP: 0.348, SLG: 0.433		1-3 		2-0 			3-3 		0-0 	3 0 0 0 0 2 4												
<b>Ben Broussard, L</b> (9, PH) OBP: 0.365, SLG: 0.451										1 0 0 0 0 0 0												
<b>Ryan Ludwick, R</b> (1, 9) OBP: 0.455, SLG: 0.700			1-1 		0-1 		3-3 		4-2 	3 0 1 0 1 1 0												
<b>John McDonald, R</b> (9, PR) OBP: 0.261, SLG: 0.381										0 0 0 0 0 0 0												
<b>Jody Gerut, L</b> (1, 7) OBP: 0.332, SLG: 0.408			2-3 		1 SAFE 3-3 		1-2 		2-2 	3 0 0 0 0 2 1												
<b>Matt Lawton, L</b> (9, PH) OBP: 0.361, SLG: 0.429										1 0 1 0 0 0 0												
<b>Inning Stats</b>	R: 0 E: 0 K: 1 S: 8	H: 0 LOB: 0 BB: 0 P: 14	R: 0 E: 0 K: 2 S: 11	H: 0 LOB: 1 BB: 1 P: 19	R: 0 E: 0 K: 2 S: 8	H: 0 LOB: 0 BB: 0 P: 13	R: 0 E: 0 K: 0 S: 13	H: 2 LOB: 3 BB: 1 P: 24	R: 0 E: 0 K: 2 S: 11	H: 1 LOB: 1 BB: 0 P: 17	R: 0 E: 0 K: 1 S: 12	H: 1 LOB: 1 BB: 0 P: 21	R: 0 E: 0 K: 2 S: 10	H: 0 LOB: 0 BB: 0 P: 17	R: 0 E: 0 K: 0 S: 7	H: 1 LOB: 2 BB: 1 P: 16	R: 0 E: 0 K: 1 S: 12	H: 1 LOB: 2 BB: 1 P: 21	1B: 6 2B: 0 3B: 0 HR: 0	SF: 0 SAC: 1 DP: 0 HBP: 0	WP: 0 PB: 0 SB: 0 CS: 0	PA: 37
<b>PITCHER</b>	IP WLS BF H R ER SO BB IBB HBP BLK WP HR S P ERA WHIP																					
<b>Barry Zito, L</b> (1, 1) ERA: 4.44	7.0 W 27 4 0 0 10 2 0 0 0 0 0 0 73 125 0.00 0.857																					
<b>Chris Hammond, L</b> (8, 1) ERA: 2.91	0.1 H 2 1 0 0 0 0 0 0 0 0 0 0 4 5 0.00 3.000																					
<b>Chad Bradford, R</b> (8, 1) ERA: 4.31	0.2 H 3 0 0 0 0 0 0 1 0 0 0 0 3 11 0.00 0.000																					
<b>Octavio Dotel, R</b> (9, 1) ERA: 3.52	1.0 S 5 1 0 0 1 1 0 0 0 0 0 0 12 21 0.00 2.000																					

**Cleveland Indians @ Oakland Athletics**  
 Network Associates Coliseum, Oakland, CA  
 Sun Sep 12 2004, 8:05 PM EDT  
 Att. 29,107 - Sunny - 65 F

[livebaseballscorecards.com](http://livebaseballscorecards.com)

AB	32
R	0
H	6
RBI	0
BB	4
SO	11
LOB	16



Batter	1	2	3	4	5	6	7	8	9
21 Mark Kotsay, L OBP: 0.363, SLG: 0.453 (1, 8)	0-1 F8		1-2 G4-3			0-1 B3-1		0-0 SH1-3	
Mark McLemore, S OBP: 0.364, SLG: 0.320 (1, 4)	3-2 G6-3			0-0 G6-3 1B		3-1 3 WP 1B		1-3 K	
3 Eric Chavez, L OBP: 0.398, SLG: 0.524 (1, 5)	0-2 F9			2-1 G6-3 1-2f		2-2 G6-3 1-2		2-1 G6-3	
Scott Hatteberg, L OBP: 0.385, SLG: 0.448 (1, 3)		2-2 G4-3		1-1 BB HBP		2-0 G3-1			
Erubiel Durazo, L OBP: 0.389, SLG: 0.532 (1, 10)		0-1 HR		4-0 1-2 BB			0-0 L9		
Eric Byrnes, R OBP: 0.352, SLG: 0.478 (1, 9)		0-3 K		1-0 G4-3			2-1 S 1B		
Nick Swisher, S OBP: 0.387, SLG: 0.560 (1, 7)		0-3 K			3-2 G4-3		2-3 K 1-2		
7 Bobby Crosby, R OBP: 0.333, SLG: 0.441 (1, 6)			2-3 K				0-0 G5-3		
17 Adam Melhuse, S OBP: 0.310, SLG: 0.449 (1, 2)			1-2 G5-3			2-1 G4-3		1-1 21 SH1-3 1B	

Inning Stats	R: 0	H: 0	E: 0	K: 0	S: 8	R: 1	H: 1	E: 0	K: 2	S: 11	R: 0	H: 0	E: 0	K: 1	S: 12	R: 0	H: 1	E: 0	K: 0	S: 5	R: 0	H: 0	E: 0	K: 1	S: 8	R: 0	H: 1	E: 0	K: 1	S: 9	R: 0	H: 1	E: 0	K: 1	S: 7	R: 0	H: 1	E: 0	K: 1	S: 8
	LOB: 0	BB: 0	LOB: 0	BB: 0		LOB: 0	BB: 0	LOB: 0	BB: 0		LOB: 2	BB: 1	LOB: 0	BB: 0		LOB: 1	BB: 0	LOB: 1	BB: 0		LOB: 1	BB: 0	LOB: 1	BB: 0		LOB: 1	BB: 1	LOB: 1	BB: 0		LOB: 1	BB: 1	LOB: 1	BB: 0		LOB: 1	BB: 0		LOB: 1	BB: 1

PITCHER	IP	WLS	BF	H	R	ER	SO	BB	IBB	HBP	BLK	WP	HR	S	P	ERA	WHIP
37 Jake Westbrook, R ERA: 3.27 (1, 1)	8.0	L	30	5	1	1	6	1	0	1	0	1	1	68	105	1.12	0.750

**BOTTOM**

AB R H RBI BB SO LOB

3 0 0 0 0 0 0

4 0 2 0 0 1 1

4 0 0 0 0 0 3

2 0 0 0 0 0 1

2 1 1 1 1 0 0

3 0 1 0 0 1 2

3 0 0 0 0 2 1


3 0 0 0 0 2 1

3 0 1 0 0 0 0

**Cleveland Indians @ Oakland Athletics**  
**Network Associates Coliseum, Oakland, CA**

livebaseballscorecards.com

**AB 27**  
**R 1**  
**H 5**  
**RBI 1**  
**BB 1**  
**SO 6**  
**LOB 9**



WP: 1 PA: 30  
PB: 0  
SB: 1  
CS: 0

PITCHER	IP	WLS	BF	H	R	ER	SO	BB	IBB	HBP	BLK	WP	HR	S	P	ERA	WHIP

Sun Sep 12 2004, 8:05 PM EDT  
Att: 29,107 - Sunny - 65 F

Batter	1	2	3	4	5	6	7	8	9	AB	R	H	RBI	BB	SO	LOB	TOP										
<b>Bobby Higginson, L</b> (1, 9) OBP: 0.343, SLG: 0.375 <b>33 Marcus Thames, R</b> (9, PH) OBP: 0.292, SLG: 0.465 (9, 9)	2-2 G1-3	3-2 P5		1-0 20 F9 HR 2B	1-0 F8		1-1 G4-3		0-3 K	5	1	1	0	0	0	2											
<b>20 Omar Infante, R</b> (1, 6) OBP: 0.323, SLG: 0.442	0-1 1B 2B 1B	1-2 F7		0-0 F9		1-1 HR		1-0 1B	0-0 P2	6	2	3	1	0	0	2											
<b>Ivan Rodriguez, R</b> (1, 2) OBP: 0.393, SLG: 0.517	1-2 2B 1-3 1B		1-2 1B 2B	4-0 HR BB		2-3 K		0-3 K		4	2	2	0	1	2	1											
<b>Dmitri Young, S</b> (1, 10) OBP: 0.341, SLG: 0.468	0-0 1-3 3-H 2B		1-2 SAFE 3B 1B	2-0 1-H 3-H HR		0-0 G1-3		2-2 1-2 1B		5	2	4	5	0	0	0											
<b>Craig Monroe, R</b> (1, 7) OBP: 0.341, SLG: 0.496	0-3 K		2-1 1-H 3B	1-1 G6-3		2-2 F8		2-3 K		5	1	1	1	0	2	4											
<b>Carlos Pena, L</b> (1, 3) OBP: 0.344, SLG: 0.465	4-2 BB		0-0 G4-3	0-3 K			1-2 FC1-6 15 BB FC6-4 1B	1-3 K		4	1	1	0	1	2	3											
<b>15 Brandon Inge, R</b> (1, 5) OBP: 0.346, SLG: 0.456	0-1 F8		1-1 SF9		1-1 L9		4-2 FC1-6 BB	2-1 HR		3	1	1	2	1	0	3											
<b>Jason Smith, L</b> (1, 4) OBP: 0.301, SLG: 0.528 <b>Ryan Raburn, R</b> (9, PH) (9, 4)		1-0 HR	2-1 2B		4-0 G5-3 BB		0-0 FC1-6 FC6-4	3-3 K		3	1	2	1	1	0	2											
<b>Nook Logan, S</b> (1, 8) OBP: 0.348, SLG: 0.337		0-1 F9	1-0 F7		2-2 G5-3		0-0 FC6-4	0-0 1B		5	0	1	1	0	0	3											
<b>Inning Stats</b>	R: 1 E: 0 K: 1 S: 18	H: 3 LOB: 3 BB: 1 P: 25	R: 1 E: 0 K: 0 S: 10	H: 1 LOB: 0 BB: 0 P: 15	R: 3 E: 0 K: 0 S: 15	H: 4 LOB: 1 BB: 0 P: 23	R: 3 E: 0 K: 1 S: 8	H: 2 LOB: 0 BB: 1 P: 16	R: 0 E: 0 K: 0 S: 6	H: 0 LOB: 1 BB: 1 P: 14	R: 1 E: 0 K: 1 S: 9	H: 1 LOB: 0 BB: 0 P: 14	R: 1 E: 0 K: 0 S: 9	H: 1 LOB: 1 BB: 1 P: 15	R: 0 E: 0 K: 3 S: 16	H: 2 LOB: 2 BB: 0 P: 22	R: 1 E: 0 K: 2 S: 11	H: 2 LOB: 1 BB: 0 P: 16	1B: 7 2B: 4 3B: 1 HR: 4	SF: 1 SAC: 0 DP: 0 HBP: 0	WP: 0 PB: 0 SB: 0 CS: 0	PA: 47					
<b>PITCHER</b>	IP	WLS	BF	H	R	ER	SO	BB	IBB	HBP	BLK	WP	HR	S	P	ERA	WHIP										
<b>Kyle Denney, R</b> (1, 1) ERA: 21.6	3.1	L	22	10	8	8	1	2	0	0	0	0	2	46	73	21.60	3.600										
<b>Rick White, R</b> (4, 1) ERA: 5.25	0.2		2	0	0	0	1	0	0	0	0	0	0	5	6	0.00	0.000										
<b>Jeremy Guthrie, R</b> (5, 1) ERA: 5.68	3.0		13	2	2	2	1	2	0	0	0	0	1	24	43	6.00	1.333										
<b>Jason Davis, R</b> (8, 1) ERA: 5.73	1.0		5	2	0	0	3	0	0	0	0	0	0	16	22	0.00	2.000										
<b>Cliff Bartosh, L</b> (9, 1) ERA: 5.65	1.0		5	2	1	1	2	0	0	0	0	0	1	11	16	9.00	2.000										

**Detroit Tigers @ Cleveland Indians**  
Jacobs Field, Cleveland, OH

Tue Sep 14 2004, 7:05 PM EDT  
Att. 16,489 - Unknown - 78 F

[livebaseballscorecards.com](http://livebaseballscorecards.com)

**AB 42**  
**R 11**  
**H 16**  
**RBI 11**  
**BB 4**  
**SO 8**  
**LOB 21**





Batter	1	2	3	4	5	6	7	8	9	AB R H RBI BB SO LOB
<b>Coco Crisp, S</b> (1, 8) OBP: 0.330, SLG: 0.444	0-3 K		1-2 G6-3		3-1 FC4-6 G6-3		0-0 P6		0-0 F8	5 0 0 0 0 1 1
<b>Omar Vizquel, S</b> (1, 6) OBP: 0.360, SLG: 0.404	0-3 K		0-1 G6-3		2-1 G6-3		4-2 41 1B 1B BB		1-2 F7	4 0 0 0 1 1 1
<b>Matt Lawton, L</b> (1, 7) OBP: 0.365, SLG: 0.431	3-2 1B		4-2 BB			4-0 41 HR BB	2-1 41 1B 1B		1-0 G6-3	3 1 2 0 2 0 0
<b>41 Victor Martinez, S</b> (1, 2) OBP: 0.365, SLG: 0.513	1-3 K		1-1 F9			0-0 HR	3-1 1-2 2-3 1B			4 1 2 2 0 1 2
<b>48 Travis Hafner, L</b> (1, 10) OBP: 0.410, SLG: 0.584		1-1 2B G5-3 1B		3-3 K		1-0 BB 1B	3-3 K			4 1 2 0 0 2 3
<b>Casey Blake, R</b> (1, 5) OBP: 0.350, SLG: 0.491		2-2 G5-3 1-3 2B		0-1 FC6-4 1B		2-3 K	2-3 K			4 0 2 0 0 2 4
<b>Ben Broussard, L</b> (1, 3) OBP: 0.362, SLG: 0.446		1-3 K		3-3 K		0-0 F7		3-3 K		4 0 0 0 0 3 4
<b>Ronnie Belliard, R</b> (1, 4) OBP: 0.358, SLG: 0.425		0-1 G5-3		0-1 FC6-4		4-1 BB		1-1 G6-3		3 0 0 1 1 0 2
<b>Jody Gerut, L</b> (1, 9) OBP: 0.331, SLG: 0.405		2-1 G3		1-2 FC4-6 BB		1-2 P6		2-0 G4-3		3 0 0 0 1 0 3

Inning Stats	R: 0	H: 1	E: 0	K: 3	S: 13	LOB: 1	BB: 0	P: 17	R: 1	H: 2	E: 0	K: 1	S: 12	LOB: 1	BB: 0	P: 18	R: 0	H: 0	E: 0	K: 0	S: 9	LOB: 1	BB: 1	P: 15	R: 0	H: 1	E: 0	K: 2	S: 14	LOB: 0	BB: 1	P: 15	R: 2	H: 2	E: 0	K: 1	S: 10	LOB: 2	BB: 2	P: 22	R: 0	H: 2	E: 0	K: 2	S: 13	LOB: 3	BB: 1	P: 27	R: 0	H: 0	E: 0	K: 1	S: 7	LOB: 0	BB: 0	P: 13	R: 0	H: 0	E: 0	K: 0	S: 5	LOB: 0	BB: 0	P: 7	1B: 6	SF: 0	2B: 1	SAC: 0	3B: 0	DP: 1	HR: 1	HBP: 0	WP: 0	PA: 39
--------------	------	------	------	------	-------	--------	-------	-------	------	------	------	------	-------	--------	-------	-------	------	------	------	------	------	--------	-------	-------	------	------	------	------	-------	--------	-------	-------	------	------	------	------	-------	--------	-------	-------	------	------	------	------	-------	--------	-------	-------	------	------	------	------	------	--------	-------	-------	------	------	------	------	------	--------	-------	------	-------	-------	-------	--------	-------	-------	-------	--------	-------	--------


PITCHER	IP	WLS	BF	H	R	ER	SO	BB	IBB	HBP	BLK	WP	HR	S	P	ERA	WHIP
<b>38 Jeremy Bolderman, R</b> (1, 1) ERA: 5.17	5.2	W	26	6	3	3	7	4	0	0	0	0	1	61	103	4.76	1.765
<b>Wilfredo Ledezma, L</b> (6, 1) ERA: 3.69	1.0		6	2	0	0	1	1	0	0	0	0	0	13	26	0.00	3.000
<b>John Ennis, R</b> (7, 1) ERA: 7.84	1.1		4	0	0	0	2	0	0	0	0	0	0	10	18	0.00	0.000
<b>Franklyn German, R</b> (9, 1) ERA: 8.0	1.0		3	0	0	0	0	0	0	0	0	0	0	5	7	0.00	0.000

**BOTTOM**

**Detroit Tigers @ Cleveland Indians**  
**Jacobs Field, Cleveland, OH**  
 Tue Sep 14 2004, 7:05 PM EDT  
 Att: 16,489 - Unknown - 78 F

livebaseballscores.com

<b>AB</b>	<b>34</b>
<b>R</b>	<b>3</b>
<b>H</b>	<b>8</b>
<b>RBI</b>	<b>3</b>
<b>BB</b>	<b>5</b>
<b>SO</b>	<b>10</b>
<b>LOB</b>	<b>20</b>



Batter	1	2	3	4	5	6	7	8	9	AB R H RBI BB SO LOB	TOP																
<b>Bobby Higginson, L</b> (1, 9) OBP: 0.344, SLG: 0.372	1-3 K		4-2 20 FC6-4 BB		2-2 G3		2-3 K		4-2 1-2 BB	3 0 0 0 2 2 0																	
<b>20 Omar Infante, R</b> (1, 6) OBP: 0.323, SLG: 0.443	3-2 F9 2B		0-2 FC6-4		4-1 BB		1-3 K		0-3 K	4 0 1 0 1 2 3																	
<b>Ivan Rodriguez, R</b> (1, 2) OBP: 0.391, SLG: 0.520	0-1 F9 2-3		3-2 G6-3		0-1 F8			2-1 HR	1-1 F7	5 1 1 1 0 0 5																	
<b>Dmitri Young, S</b> (1, 10) OBP: 0.340, SLG: 0.463	0-0 F9			4-1 G4-6-3 15 1B BB		1-0 F8		1-1 G1-3		3 1 0 0 1 0 1																	
<b>Craig Monroe, R</b> (1, 7) OBP: 0.340, SLG: 0.493		1-2 G5-3		2-1 G4-6-3 1B		1-1 F9		2-1 G5-3		4 0 1 0 0 0 0																	
<b>Carlos Pena, L</b> (1, 3) OBP: 0.345, SLG: 0.471		0-1 E4		1-2 G4-6-3 1-2f 2-3		1-1 HR		4-2 BB		3 1 1 1 1 0 2																	
<b>15 Brandon Inge, R</b> (1, 5) OBP: 0.347, SLG: 0.455		2-2 P5		2-2 FC6-4 1B		4-2 WP BB		1-3 K		3 0 1 1 1 1 2																	
<b>Jason Smith, L</b> (1, 4) OBP: 0.299, SLG: 0.518		0-1 F8		2-2 FC6-4 1-2f		2-3 K			0-1 BB 1B	4 0 1 0 0 1 3																	
<b>Nook Logan, S</b> (1, 8) OBP: 0.339, SLG: 0.327			2-1 G6-3		2-2 G5-3		1-3 K		2-3 K	3 0 0 0 0 1 0 1 0 0 0 0 1 1																	
<b>33 Marcus Thames, R</b> (9, PH) OBP: 0.290, SLG: 0.462																											
<b>Inning Stats</b>	R: 0 E: 0 K: 1 S: 9	H: 1 LOB: 1 BB: 0 P: 13	R: 0 E: 1 K: 0 S: 11	H: 0 LOB: 1 BB: 0 P: 14	R: 0 E: 0 K: 0 S: 13	H: 0 LOB: 1 BB: 1 P: 22	R: 1 E: 0 K: 0 S: 21	H: 2 LOB: 1 BB: 1 P: 32	R: 0 E: 0 K: 0 S: 13	H: 0 LOB: 1 BB: 1 P: 21	R: 1 E: 0 K: 3 S: 9	H: 0 LOB: 0 BB: 0 P: 13	R: 1 E: 0 K: 1 S: 12	H: 1 LOB: 1 BB: 1 P: 21	R: 0 E: 0 K: 2 S: 12	H: 1 LOB: 1 BB: 1 P: 19	R: 0 E: 0 K: 2 S: 12	H: 1 LOB: 2 BB: 1 P: 19	1B: 3 2B: 1 3B: 0 HR: 2	SF: 0 SAC: 0 DP: 1 HBP: 0	WP: 1 PB: 0 SB: 0 CS: 0	PA: 39					
<b>PITCHER</b>	IP	WLS	BF	H	R	ER	SO	BB	IBB	HBP	BLK	WP	HR	S	P	ERA	WHIP										
<b>Scott Elarton, R</b> (1, 1) ERA: 6.3	5.0		21	3	1	1	1	3	0	0	0	0	0	67	102	1.80	1.200										
<b>David Riske, R</b> (6, 1) ERA: 3.97	1.0		5	1	1	1	1	1	0	0	0	1	1	12	21	9.00	2.000										
<b>63 Rafael Betancourt, R</b> (7, 1) ERA: 4.15	1.0		3	0	0	0	3	0	0	0	0	0	0	9	13	0.00	0.000										
<b>Bob Howry, R</b> (8, 1) ERA: 2.21	1.0	W	5	1	1	1	1	1	0	0	0	0	1	12	22	9.00	2.000										
<b>Bob Wickman, R</b> (9, 1) ERA: 3.57	1.0	S	5	1	0	0	2	1	0	0	0	0	0	12	19	0.00	2.000										

**Detroit Tigers @ Cleveland Indians**  
**Jacobs Field, Cleveland, OH**  
 Wed Sep 15 2004, 7:05 PM EDT  
 Att: 15,411 - Sunny - 79 F

[livebaseballscorecards.com](http://livebaseballscorecards.com)

<b>AB</b>	<b>33</b>
<b>R</b>	<b>3</b>
<b>H</b>	<b>6</b>
<b>RBI</b>	<b>3</b>
<b>BB</b>	<b>6</b>
<b>SO</b>	<b>8</b>
<b>LOB</b>	<b>17</b>



Batter	1	2	3	4	5	6	7	8	9
Ronnie Belliard, R OBP: 0.359, SLG: 0.433 (1, 4)	0-1 E5 1B		0-1 G4-3			3-1 HR	1-1 2B		
Coco Crisp, S OBP: 0.331, SLG: 0.444 (1, 8)	1-1 F8			1-2 41 BB 1B		0-0 41 2B 1B	3-2 F7		
Matt Lawton, L OBP: 0.366, SLG: 0.430 (1, 7)	1-0 41 G1-4-3 1B			2-3 SAFE		2-0 F7		4-1 G6-4-3 41 1B 2B BB	
41 Victor Martinez, S OBP: 0.388, SLG: 0.516 (1, 2)	0-0 G1-4-3			4-1 SAFE		1-0 SAFE 1B 2B		0-2 G6-4-3 1B	
Omar Vizquel, S OBP: 0.360, SLG: 0.404 (8, PR) (9, 6)	1-2			1-2 BB		1-H		1-2	
Casey Blake, R OBP: 0.351, SLG: 0.491 (1, 5)		2-1 F8-3 1B		3-2 F8		3-2 E 1B		0-2 G6-4-3 1-2f 2-3	
Josh Phelps, R OBP: 0.305, SLG: 0.433 (1, 10)		3-3 SAFE SAFE SAFE		2-2 F8		1-0 E5		4-0 2B BB	
48 Travis Hafner, L OBP: 0.411, SLG: 0.584 (8, PH)		SAFE SAFE SAFE				1-2			
Lou Merloni, R OBP: 0.343, SLG: 0.426 (1, 3)		0-0 F8-3			2-3 K	2-3 K		0-0 2B	
Ben Broussard, L OBP: 0.363, SLG: 0.450 (7, 3)		1-1						1-H 3-H 2B	
Ryan Ludwick, R OBP: 0.400, SLG: 0.643 (1, 9)		2-0 F7			1-1 F8		2-3 K	0-1 2B	
John McDonald, R OBP: 0.253, SLG: 0.368 (1, 6)			1-1 G4-3			0-0 F9	3-2 F9	0-1 G5-3	
Tim Laker, R OBP: 0.262, SLG: 0.308 (8, PH) (9, 2)									

AB	R	H	RBI	BB	SO	LOB
4	1	2	1	0	0	0
4	1	2	0	0	0	2
3	1	1	0	1	1	2
3	0	2	1	1	0	2
0	0	0	0	0	0	0
4	0	2	0	0	0	4
3	0	0	0	0	1	4
0	1	0	0	1	0	0
3	0	0	0	0	2	3
1	1	1	2	0	0	0
4	0	1	1	0	1	0
3	0	0	0	0	0	0
1	0	0	0	0	0	2

BOTTOM

Detroit Tigers @ Cleveland Indians  
 Jacobs Field, Cleveland, OH  
 Wed Sep 15 2004, 7:05 PM EDT  
 Att: 15,411 - Sunny - 79 F

livebaseballscores.com

AB	33
R	5
H	11
RBI	5
BB	3
SO	5
LOB	19



1B: 6	SF: 0
2B: 5	SAC: 0
3B: 0	DP: 3
HR: 1	HBP: 0

WP: 0	PA: 36
PB: 0	
SB: 0	
CS: 0	

Inning Stats	R	H	E	K	S	H	LOB	BB	P	R	H	E	K	S	R	H	E	K	S	R	H	E	K	S	R	H	E	K	S	R	H	E	K	S	
Ryan Ludwick, R ERA: 4.37	0	1	1	0	8	2	2	5	1	0	0	0	1	13	2	4	2	1	26	0	0	0	0	11	3	0	0	0	0	0	0	0	0	0	0
John McDonald, R ERA: 3.65	0	1	0	1	8	3	3	0	2	0	0	0	0	12	0	0	0	20	0	0	0	0	11	3	0	0	0	0	0	0	0	0	0	0	0

PITCHER	IP	WLS	BF	H	R	ER	SO	BB	IBB	HBP	BLK	WP	HR	S	P	ERA	WHIP
Mike Maroth, L ERA: 4.37	7.0		29	8	2	2	5	1	0	0	0	0	1	62	108	2.57	1.286
Esteban Yan, R ERA: 3.65	1.0	L	7	3	3	3	0	2	0	0	0	0	0	12	20	27.00	5.000

Batter	1	2	3	4	5	6	7	8	9	AB R H RBI BB SO LOB	TOP
20 Omar Infante, R (1, 6) OBP: 0.322, SLG: 0.447	2-1 F8		2-2 P6		3-2 HR		0-0 G5-3		1-3 K	5 1 1 2 0 1 1	
15 Brandon Inge, R (1, 2) OBP: 0.349, SLG: 0.458	3-2 F9		0-2 G6-3		0-1 1B			2-2 G6-3 2B		4 0 2 0 0 0 0	
Craig Monroe, R (1, 9) OBP: 0.337, SLG: 0.488	2-3 K			0-2 F7	2-3 K			1-0 G6-3		4 0 0 0 0 2 2	
Dmitri Young, S (1, 10) OBP: 0.339, SLG: 0.464		0-1 L5		2-2 2B	3-1 F7			0-3 K		4 0 1 0 0 1 2	
Carlos Pena, L (1, 3) OBP: 0.342, SLG: 0.467		2-1 F9		2-3 K		2-2 G3		0-3 K		4 0 0 0 0 2 2	
33 Marcus Thames, R (1, 7) OBP: 0.296, SLG: 0.455		4-2 HR BB		1-3 K		1-0 G5-3			4-2 3B BB	2 2 0 0 2 1 1	
Eric Munson, L (1, 5) OBP: 0.299, SLG: 0.464		1-0 HR			0-1 2B	2-2 G3			1-3 K	4 2 2 2 0 1 1	
Ryan Raburn, R (1, 4) OBP: 0.200, SLG: 0.400		3-3 K			0-1 SH5-4 20 HR 2B		0-0 G1-3		1-0 F7	3 1 1 1 0 1 0	
Jason Smith, L (8, 4) OBP: 0.297, SLG: 0.513					2-H					1 0 0 0 0 0 1	
Nook Logan, S (1, 8) OBP: 0.339, SLG: 0.346			2-2 L9		0-0 SH5-4		1-2 G1-3		0-0 3B	3 0 1 1 0 0 0	
<b>Inning Stats</b>	R: 0 H: 0 E: 0 LOB: 0 K: 1 BB: 0 S: 8 P: 15	R: 2 H: 1 E: 0 LOB: 0 K: 1 BB: 1 S: 14 P: 24	R: 0 H: 0 E: 0 LOB: 0 K: 0 BB: 0 S: 11 P: 15	R: 0 H: 1 E: 0 LOB: 1 K: 2 BB: 0 S: 12 P: 17	R: 3 H: 4 E: 0 LOB: 1 K: 1 BB: 0 S: 16 P: 24	R: 0 H: 0 E: 0 LOB: 0 K: 0 BB: 0 S: 7 P: 12	R: 0 H: 0 E: 0 LOB: 0 K: 0 BB: 0 S: 5 P: 6	R: 0 H: 1 E: 0 LOB: 1 K: 2 BB: 0 S: 11 P: 14	R: 1 H: 1 E: 0 LOB: 1 K: 2 BB: 1 S: 10 P: 17	1B: 1 SF: 0 2B: 4 SAC: 1 3B: 1 DP: 0 HR: 2 HBP: 0	WP: 0 PA: 37 PB: 0 SB: 0 CS: 0
<b>PITCHER</b>	IP WLS BF H R ER SO BB IBB HBP BLK WP HR S P ERA WHIP										
CC Sabathia, L (1, 1) ERA: 4.12	5.0 L 22 6 5 5 5 1 0 0 0 0 2 61 95 9.00 1.400										
Jason Davis, R (6, 1) ERA: 5.68	1.0 3 0 0 0 0 0 0 0 0 0 0 7 12 0.00 0.000										
59 Matt Miller, R (7, 1) ERA: 3.33	1.1 5 1 0 0 0 0 0 0 0 0 0 9 13 0.00 0.750										
David Riske, R (8, 1) ERA: 3.95	0.1 1 0 0 0 0 1 0 0 0 0 0 4 4 0.00 0.000										
Cliff Bartosh, L (8, 1) ERA: 5.87	1.0 4 0 1 1 2 1 0 0 0 0 0 9 15 9.00 1.000										
<b>PITCHER</b>	IP WLS BF H R ER SO BB IBB HBP BLK WP HR S P ERA WHIP										
63 Rafael Betancourt, R (9, 1) ERA: 4.13	0.1 2 1 0 0 1 0 0 0 0 0 0 0 0 0.00 3.000										

Detroit Tigers @ Cleveland Indians  
Jacobs Field, Cleveland, OH

Thu Sep 16 2004, 7:05 PM EDT  
Att. 15,943 - Overcast - 74 F

livebaseballscorecards.com

AB	34
R	6
H	8
RBI	6
BB	2
SO	9
LOB	10



Batter	1	2	3	4	5	6	7	8	9	AB R H RBI BB SO LOB	BOTTOM
<b>Coco Crisp, S</b> OBP: 0.332, SLG: 0.444 (1, 8) 										5 0 2 1 0 1 0	<b>Detroit Tigers @ Cleveland Indians</b> Jacobs Field, Cleveland, OH Thu Sep 16 2004, 7:05 PM EDT Att. 15,943 - Overcast - 74 F
<b>Omar Vizquel, S</b> OBP: 0.357, SLG: 0.400 (1, 6) 										5 0 0 0 0 0 4	
<b>Matt Lawton, L</b> OBP: 0.368, SLG: 0.430 (1, 7) 										3 1 1 0 2 1 0	
<b>41 Victor Martinez, S</b> OBP: 0.367, SLG: 0.516 (1, 2) 										4 0 1 1 0 0 2	
<b>48 Travis Hafner, L</b> OBP: 0.410, SLG: 0.588 (1, 10) 										4 1 1 1 0 1 2	
<b>Casey Blake, R</b> OBP: 0.352, SLG: 0.492 (1, 5) 										3 1 1 0 1 0 1	
<b>Ben Broussard, L</b> OBP: 0.365, SLG: 0.454 (1, 3) 										4 1 2 1 0 0 1	
<b>Ryan Ludwick, R</b> OBP: 0.421, SLG: 0.563 (1, 9) 										2 0 0 0 1 0 1	
<b>Ronnie Belliard, R</b> OBP: 0.356, SLG: 0.430 (1, 4) 										4 0 0 0 0 1 4	

Inning Stats	R: 0	H: 0	E: 0	K: 8	H: 0	LOB: 1	BB: 1	P: 13	R: 0	H: 1	E: 0	K: 8	H: 1	LOB: 1	BB: 0	P: 13	R: 0	H: 0	E: 0	K: 8	H: 0	LOB: 0	BB: 0	P: 14	R: 2	H: 3	E: 0	K: 11	H: 3	LOB: 2	BB: 1	P: 31	R: 1	H: 2	E: 0	K: 12	H: 2	LOB: 1	BB: 1	P: 24	R: 1	H: 1	E: 0	K: 13	H: 1	LOB: 2	BB: 2	P: 24	R: 0	H: 1	E: 1	K: 11	H: 1	LOB: 1	BB: 0	P: 18	R: 0	H: 0	E: 0	K: 5	H: 0	LOB: 0	BB: 0	P: 6	R: 0	H: 0	E: 0	K: 8	H: 0	LOB: 0	BB: 1	P: 11	1B: 4	2B: 3	3B: 0	HR: 1	SF: 0	SAC: 0	DP: 1	HBP: 1	WP: 0	PB: 0	SB: 0	CS: 1	PA: 39
--------------	------	------	------	------	------	--------	-------	-------	------	------	------	------	------	--------	-------	-------	------	------	------	------	------	--------	-------	-------	------	------	------	-------	------	--------	-------	-------	------	------	------	-------	------	--------	-------	-------	------	------	------	-------	------	--------	-------	-------	------	------	------	-------	------	--------	-------	-------	------	------	------	------	------	--------	-------	------	------	------	------	------	------	--------	-------	-------	-------	-------	-------	-------	-------	--------	-------	--------	-------	-------	-------	-------	--------

PITCHER	IP	WLS	BF	H	R	ER	SO	BB	IBB	HBP	BLK	WP	HR	S	P	ERA	WHIP
<b>Gary Knotts, R</b> ERA: 5.74 (1, 1)	4.2		22	6	3	3	1	3	0	0	0	0	1	55	89	5.79	1.929
<b>Steve Colyer, L</b> ERA: 6.59 (5, 1)	0.1		1	0	0	0	0	0	0	0	0	0	4	6	0.00	0.000	
<b>Roberto Novoa, R</b> ERA: 7.47 (6, 1)	0.2	H	4	0	1	1	0	1	0	1	0	0	4	11	13.50	1.500	
<b>Jamie Walker, L</b> ERA: 2.97 (6, 1)	2.0	W	8	2	0	0	1	0	0	0	0	0	23	35	0.00	1.000	
<b>Al Levine, R</b> ERA: 4.43 (8, 1)	0.1	H	1	0	0	0	0	0	0	0	0	0	2	2	0.00	0.000	

livebaseballscorecards.com

<b>AB</b>	<b>34</b>
<b>R</b>	<b>4</b>
<b>H</b>	<b>8</b>
<b>RBI</b>	<b>4</b>
<b>BB</b>	<b>4</b>
<b>SO</b>	<b>4</b>
<b>LOB</b>	<b>15</b>



Batter	1	2	3	4	5	6	7	8	9	AB	R	H	RBI	BB	SO	LOB	TOP										
9 David DeJesus, L (1, 8) OBP: 0.363, SLG: 0.378	2-1 G6-3	0-1 FC5-4 1B		1-2 1B		4-2 G1-6-3 BB		2-0 1B		4	0	3	3	1	0	0											
4 Angel Berroa, R (1, 6) OBP: 0.313, SLG: 0.394	1-3 K	0-1 FC5-4		1-2 1B		2-2 G1-6-3		1-2 1B		5	0	1	1	0	1	5											
Abraham Nunez, S (1, 9) OBP: 0.313, SLG: 0.366	4-2 BB	2-2 G3		3-2 G1-3			0-1 IHR		1-2 L8	4	1	1	1	1	0	4											
Matt Stairs, L (1, 7) Alexis Gomez, L (9, PR) OBP: 0.335, SLG: 0.439 OBP: 0.188, SLG: 0.133	0-3 K		0-1 F9		0-0 L9		0-2 G6-3		4-1 1B BB	4	0	0	0	1	1	1											
Joe Randa, R (1, 5) OBP: 0.352, SLG: 0.412		4-2 E BB 1B BB	0-1 G6-4-3 1B		2-2 G3 1B		2-3 K		2-1 SAFE P4	4	1	2	0	1	1	1											
Calvin Pickering, L (1, 10) OBP: 0.326, SLG: 0.462		4-2 1B E 1B BB	2-0 G6-4-3		2-1 G3		2-3 K		2-1 SAFE 1B	4	1	1	0	1	1	2											
Ken Harvey, R (1, 3) OBP: 0.337, SLG: 0.418		1-2 E5 1B 9 1B		0-2 9 1B 1B		0-0 F8		2-3 K	2-0 L7	5	2	1	0	0	1	5											
14 John Buck, R (1, 2) OBP: 0.278, SLG: 0.403		0-3 K		1-1 SAFE P4		1-1 G4-3 1B		0-1 G6-3		4	0	1	0	0	1	4											
Ruben Gotay, S (1, 4) OBP: 0.326, SLG: 0.342		0-0 FC5-4 9 1B		2-0 L9		2-1 G4-3		2-2 9 1B 3B		4	1	2	1	0	0	2											
Inning Stats	R: 0 E: 0 K: 2 S: 10	H: 0 LOB: 1 BB: 1 P: 17	R: 3 E: 1 K: 1 S: 22	H: 2 LOB: 2 BB: 2 P: 33	R: 0 E: 0 K: 0 S: 5	H: 1 LOB: 0 BB: 0 P: 7	R: 1 E: 0 K: 0 S: 15	H: 3 LOB: 2 BB: 0 P: 24	R: 0 E: 0 K: 0 S: 7	H: 1 LOB: 1 BB: 0 P: 11	R: 0 E: 0 K: 0 S: 11	H: 1 LOB: 1 BB: 1 P: 20	R: 1 E: 0 K: 2 S: 11	H: 1 LOB: 0 BB: 0 P: 15	R: 1 E: 0 K: 1 S: 15	H: 2 LOB: 1 BB: 0 P: 21	R: 0 E: 0 K: 0 S: 10	H: 1 LOB: 2 BB: 1 P: 21	1B: 10 2B: 0 3B: 1 HR: 1	SF: 0 SAC: 0 DP: 2 HBP: 0	WP: 0 PB: 0 SB: 1 CS: 0	PA: 43					
PITCHER	IP	WLS	BF	H	R	ER	SO	BB	IBB	HBP	BLK	WP	HR	S	P	ERA	WHIP										
37 Jake Westbrook, R (1, 1) ERA: 3.33	5.0	L	25	7	4	3	3	3	0	0	0	0	0	59	92	5.40	2.000										
Rick White, R (6, 1) ERA: 5.23	2.0		8	2	1	1	2	1	0	0	0	0	0	22	35	4.50	1.500										
59 Matt Miller, R (8, 1) ERA: 3.44	1.0		5	2	1	1	1	0	0	0	0	0	0	15	21	9.00	2.000										
Cliff Bartosh, L (9, 1) ERA: 5.63	0.2		4	1	0	0	0	1	0	0	0	0	0	9	18	0.00	3.000										
David Riske, R (9, 1) ERA: 3.93	0.1		1	0	0	0	0	0	0	0	0	0	0	1	3	0.00	0.000										

Kansas City Royals @ Cleveland Indians  
Jacobs Field, Cleveland, OH

Fri Sep 17 2004, 7:05 PM EDT  
Att. 14,347 - Overcast - 62 F

AB	38
R	6
H	12
RBI	6
BB	5
SO	6
LOB	24



Batter	1	2	3	4	5	6	7	8	9	AB R H RBI BB SO LOB
Coco Crisp, S OBP: 0.335, SLG: 0.444 (1, 8)	2-2 48 BB 41 1B 2B 1B	0-1 SAFE BLK 1B		0-1 SAFE CS 1-2	2-3 K		2-3 K		4-2 DI BB	4 1 2 0 1 2 0
Omar Vizquel, S OBP: 0.354, SLG: 0.397 (1, 6)	0-1 P4	0-2 K 1-2 2-3			3-2 F9			0-1 L5	1-3 K 1-2	5 0 0 0 0 2 4
Matt Lawton, L OBP: 0.367, SLG: 0.428 (1, 7)	1-0 P6	0-0 G6-3			3-2 F8			1-1 48 BB 41 BB SF7 1B		4 1 1 0 0 0 3
41 Victor Martinez, S OBP: 0.368, SLG: 0.515 (1, 2)	2-1 48 BB 2B 1B		1-3 K			0-1 G4-3		4-0 SAFE 48 BB 1-2 BB		3 1 1 0 1 1 0
48 Travis Hafner, L OBP: 0.412, SLG: 0.592 (1, 10)	4-0 2B BB		2-2 E4 G5-4-3			3-1 3B		4-2 1-2 2-3 BB		2 1 1 0 2 0 0 0 0 0 0 0 0 0
Lou Merloni, R OBP: 0.343, SLG: 0.426 (8, PR)			2-1 G5-4-3			2-3 K		3-2 SF7		3 0 1 4 0 1 2
Casey Blake, R OBP: 0.352, SLG: 0.493 (1, 5)	0-0 2B							0-0 F9		3 0 0 0 1 0 4
Ben Broussard, L OBP: 0.364, SLG: 0.450 (1, 3)	3-2 G4-3			4-2 G6-4-3 BB		3-0 G6-3				3 0 0 0 1 0 4
Ronnie Belliard, R OBP: 0.354, SLG: 0.427 (1, 4)		1-0 P6		0-0 G6-4-3 1-2f			1-1 P4		2-3 K	4 0 0 0 0 1 1
Jody Gerut, L OBP: 0.334, SLG: 0.405 (1, 9)		4-2 BLK 1B BB		4-1 CS BB			1-2 G5-3		2-1 P3	0 0 0 0 2 0 0 2 0 0 0 0 0 0
Ryan Ludwick, R OBP: 0.381, SLG: 0.500 (7, 9)										

Inning Stats	R: 3 E: 0 K: 0 S: 13	H: 3 LOB: 1 BB: 1 P: 25	R: 0 E: 0 K: 1 S: 11	H: 1 LOB: 2 BB: 1 P: 16	R: 0 E: 1 K: 1 S: 10	H: 0 LOB: 0 BB: 0 P: 15	R: 0 E: 0 K: 0 S: 5	H: 0 LOB: 0 BB: 2 P: 13	R: 0 E: 0 K: 1 S: 10	H: 1 LOB: 1 BB: 0 P: 17	R: 0 E: 0 K: 1 S: 9	H: 0 LOB: 0 BB: 0 P: 13	R: 1 E: 0 K: 0 S: 14	H: 1 LOB: 2 BB: 2 P: 26	R: 0 E: 0 K: 2 S: 15	H: 0 LOB: 1 BB: 1 P: 24	1B: 4 2B: 1 3B: 1 HR: 0	SF: 1 SAC: 0 DP: 2 HBP: 0
--------------	-------------------------------	----------------------------------	-------------------------------	----------------------------------	-------------------------------	----------------------------------	------------------------------	----------------------------------	-------------------------------	----------------------------------	------------------------------	----------------------------------	-------------------------------	----------------------------------	-------------------------------	----------------------------------	----------------------------------	------------------------------------

**BOTTOM**

**Kansas City Royals @ Cleveland Indians**  
**Jacobs Field, Cleveland, OH**  
 Fri Sep 17 2004, 7:05 PM EDT  
 Att. 14,347 - Overcast - 62 F

AB	30
R	4
H	6
RBI	4
BB	7
SO	7
LOB	14



PITCHER	IP	WLS	BF	H	R	ER	SO	BB	IBB	HBP	BLK	WP	HR	S	P	ERA	WHIP
Mike Wood, R ERA: 5.98 (1, 1)	6.0	W	25	5	3	3	4	4	0	0	1	0	0	58	104	4.50	1.500
Dennys Reyes, L ERA: 4.69 (7, 1)	1.1	H	7	1	1	1	1	2	0	0	0	0	0	15	28	6.75	2.250
Shawn Camp, R ERA: 3.1 (8, 1)	0.2	H	2	0	0	0	0	0	0	0	0	0	0	8	11	0.00	0.000
Jeremy Affeldt, L ERA: 4.42 (9, 1)	1.0	S	4	0	0	0	2	1	0	0	0	0	0	15	24	0.00	1.000

Batter	1	2	3	4	5	6	7	8	9	AB R H RBI BB SO LOB	TOP
9 David DeJesus, L (1, 8) OBP: 0.358, SLG: 0.371	3-2 P5		0-3 K		2-0 F7		1-3 K		3-3 K	5 0 0 0 0 3 1	
4 Angel Berroa, R (1, 6) OBP: 0.316, SLG: 0.400	1-3 K2-3			3-2 2B	3-2 F8 2B		1-2 2B		2-2 G5-3	5 1 3 1 0 1 0	
Abraham Nunez, S (1, 9) OBP: 0.312, SLG: 0.369	1-0 F9			3-2 1B 2B	3-2 F8 2B		0-3 K			4 1 1 1 0 1 2	
Ken Harvey, R (1, 3) OBP: 0.338, SLG: 0.421		1-2 F8		1-1 1B	2-3 K			1-2 FC6-5 2B		4 0 2 1 0 1 1	
Matt Stairs, L (8, 3) OBP: 0.335, SLG: 0.439				2-H FC6-4 1B						0 0 0 0 0 0 0	
Joe Randa, R (1, 5) OBP: 0.351, SLG: 0.409		4-2 BB		0-1 FC6-4 14 HR		2-1 F7		0-2 FC6-5 14 2B PB		3 2 0 0 1 0 2	
14 John Buck, R (1, 10) OBP: 0.282, SLG: 0.425		1-3 K		1-1 1-H HR		0-0 P2		0-0 PB WP 2B		4 2 2 2 0 1 1	
Desi Relaford, S (1, 7) OBP: 0.307, SLG: 0.319		3-2 F8		3-3 K		3-3 K		2-3 K		4 0 0 0 0 3 2	
Alberto Castillo, R (1, 2) OBP: 0.365, SLG: 0.405			1-3 K	4-0 BB			1-0 P4	2-2 G4-3		3 0 0 0 1 1 0	
Donnie Murphy, R (1, 4) OBP: 0.250, SLG: 0.250			2-1 F7	3-3 K			0-1 4 1B		2-0 G6-3	4 1 1 0 0 1 1	
<b>Inning Stats</b>	R: 0 H: 0 E: 0 LOB: 0 K: 1 BB: 0 S: 7 P: 12	R: 0 H: 0 E: 0 LOB: 1 K: 1 BB: 1 S: 17 P: 26	R: 0 H: 0 E: 0 LOB: 0 K: 2 BB: 0 S: 8 P: 11	R: 4 H: 4 E: 0 LOB: 1 K: 2 BB: 1 S: 20 P: 38	R: 0 H: 1 E: 0 LOB: 1 K: 1 BB: 0 S: 14 P: 24	R: 0 H: 0 E: 0 LOB: 0 K: 1 BB: 0 S: 6 P: 11	R: 1 H: 2 E: 0 LOB: 1 K: 2 BB: 0 S: 12 P: 15	R: 2 H: 2 E: 0 LOB: 0 K: 1 BB: 0 S: 15 P: 20	R: 0 H: 0 E: 0 LOB: 0 K: 1 BB: 0 S: 7 P: 14	1B: 3 SF: 0 2B: 5 SAC: 0 3B: 0 DP: 0 HR: 1 HBP: 0	WP: 1 PA: 38 PB: 1 SB: 1 CS: 0
<b>PITCHER</b>	IP WLS BF H R ER SO BB IBB HBP BLK WP HR S P ERA WHIP										
31 Cliff Lee, L (1, 1) ERA: 5.63	4.0 L 18 4 4 4 6 2 0 0 0 0 0 1 52 87 9.00 1.500										
Jeremy Guthrie, R (5, 1) ERA: 5.0	2.2 11 3 1 1 3 0 0 0 0 0 0 0 29 47 3.38 1.125										
Jason Davis, R (7, 1) ERA: 5.69	1.1 6 2 2 1 2 0 0 0 0 0 1 0 18 23 6.75 1.500										
Rick White, R (9, 1) ERA: 5.16	1.0 3 0 0 0 1 0 0 0 0 0 0 0 7 14 0.00 0.000										

**Kansas City Royals @ Cleveland Indians**  
 Jacobs Field, Cleveland, OH  
 Sat Sep 18 2004, 7:05 PM EDT  
 Att. 17,848 - Sunny - 64 F

AB	36
R	7
H	9
RBI	5
BB	2
SO	12
LOB	10





Batter	1	2	3	4	5	6	7	8	9	AB R H RBI BB SO LOB
<b>Coco Crisp, S</b> OBP: 0.332, SLG: 0.440 (1, 8)	1-0 L7	1-3 K			0-2 P6			3-2 P5		4 0 0 0 0 1 2
<b>Matt Lawton, L</b> OBP: 0.366, SLG: 0.426 (1, 7)	4-2 41 CS BB BB				2-0 P3			0-1 G6-3		3 0 0 0 1 0 0
<b>Ronnie Belliard, R</b> OBP: 0.354, SLG: 0.425 (1, 4)	4-2 41 CS BB				2-3 K			2-2 G6-3		3 0 0 0 1 1 0
<b>41 Victor Martinez, S</b> OBP: 0.367, SLG: 0.514 (1, 2)	1-2 G6-3				3-0 P4			0-0 1B 2B		4 0 1 0 0 0 2
<b>Casey Blake, R</b> OBP: 0.353, SLG: 0.494 (1, 5)					2-1 2B			1-3 K		3 1 1 0 1 2 1
<b>48 Travis Hafner, L</b> OBP: 0.413, SLG: 0.589 (1, 10)					1-0 L3			2-3 K		2 0 0 0 2 1 2
<b>Josh Phelps, R</b> OBP: 0.307, SLG: 0.434 (1, 3)					2-3 K			0-1 1B		4 0 2 0 0 1 2
<b>Ryan Ludwick, R</b> OBP: 0.320, SLG: 0.409 (1, 9)					3-1 F8			2-2 F7		4 0 0 0 0 1 6
<b>John McDonald, R</b> OBP: 0.245, SLG: 0.356 (1, 6)					1-0 L7			2-0 F8		3 0 0 0 0 0 3

Inning Stats	R: 0 E: 0 K: 11 S: 11	H: 0 LOB: 1 BB: 2 P: 21	R: 1 E: 1 K: 2 S: 13	H: 1 LOB: 2 BB: 2 P: 26	R: 0 E: 0 K: 1 S: 6	H: 0 LOB: 0 BB: 0 P: 11	R: 0 E: 0 K: 1 S: 8	H: 1 LOB: 1 BB: 0 P: 16	R: 0 E: 0 K: 0 S: 6	H: 0 LOB: 0 BB: 0 P: 9	R: 0 E: 0 K: 1 S: 6	H: 0 LOB: 0 BB: 0 P: 13	R: 0 E: 0 K: 0 S: 5	H: 0 LOB: 1 BB: 1 P: 15	R: 0 E: 0 K: 0 S: 9	H: 0 LOB: 0 BB: 0 P: 14	R: 0 E: 0 K: 2 S: 15	H: 2 LOB: 2 BB: 0 P: 20	1B: 2 2B: 2 3B: 0 HR: 0	SF: 0 SAC: 0 DP: 0 HBP: 0	WP: 0 PB: 0 SB: 0 CS: 2	PA: 35
--------------	--------------------------------	----------------------------------	-------------------------------	----------------------------------	------------------------------	----------------------------------	------------------------------	----------------------------------	------------------------------	---------------------------------	------------------------------	----------------------------------	------------------------------	----------------------------------	------------------------------	----------------------------------	-------------------------------	----------------------------------	----------------------------------	------------------------------------	----------------------------------	--------

PITCHER	IP	WLS	BF	H	R	ER	SO	BB	IBB	HBP	BLK	WP	HR	S	P	ERA	WHIP
<b>41 Jimmy Gobble, L</b> ERA: 5.32 (1, 1)	7.0	W	27	2	1	1	5	5	0	0	0	0	0	55	111	1.29	1.000
<b>D.J. Carrasco, R</b> ERA: 3.81 (8, 1)	1.0		3	0	0	0	0	0	0	0	0	0	0	9	14	0.00	0.000
<b>Mike MacDougal, R</b> ERA: 7.11 (9, 1)	1.0		5	2	0	0	2	0	0	0	0	0	0	15	20	0.00	2.000

**BOTTOM**

**Kansas City Royals @ Cleveland Indians**  
**Jacobs Field, Cleveland, OH**  
 Sat Sep 18 2004, 7:05 PM EDT  
 Att. 17,848 - Sunny - 64 F

[livebaseballscorecards.com](http://livebaseballscorecards.com)

<b>AB</b>	<b>30</b>
<b>R</b>	<b>1</b>
<b>H</b>	<b>4</b>
<b>RBI</b>	<b>0</b>
<b>BB</b>	<b>5</b>
<b>SO</b>	<b>7</b>
<b>LOB</b>	<b>18</b>



Batter	1	2	3	4	5	6	7	8	9	AB R H RBI BB SO LOB	TOP		
<b>9 David DeJesus, L</b> (1, 8) <small>OBP: 0.361, SLG: 0.374</small> <b>Dee Brown, L</b> (8, 7) <small>OBP: 0.290, SLG: 0.367</small>										3 0 2 0 0 0 1 1 0 0 0 0 0 1			
<b>4 Angel Berroa, R</b> (1, 6) <small>OBP: 0.313, SLG: 0.397</small> <b>Calvin Pickering, L</b> (8, 3) <small>OBP: 0.322, SLG: 0.456</small>										4 0 0 0 0 2 4 1 0 0 0 0 1 1			
<b>Abraham Nunez, S</b> (1, 9) <small>OBP: 0.317, SLG: 0.368</small>										3 0 1 0 2 2 2			
<b>Matt Stairs, L</b> (1, 3) <small>OBP: 0.336, SLG: 0.446</small> <b>Wilton Guerrero, S</b> (8, 6) <small>OBP: 0.219, SLG: 0.281</small>										3 1 1 1 1 0 3 0 0 0 0 0 0 0			
<b>Joe Randa, R</b> (1, 10) <small>OBP: 0.348, SLG: 0.405</small>										4 0 0 0 0 2 3			
<b>Desi Relaford, S</b> (1, 5) <small>OBP: 0.304, SLG: 0.315</small>										4 0 0 0 0 1 3			
<b>14 John Buck, R</b> (1, 2) <small>OBP: 0.282, SLG: 0.424</small> <b>Paul Phillips, R</b> (8, 2) <small>OBP: 0.667, SLG: 0.500</small>									3 0 1 0 0 2 2 0 1 0 0 0 0 0				
<b>Ruben Gotay, S</b> (1, 4) <small>OBP: 0.331, SLG: 0.355</small>									4 1 2 0 0 0 0				
<b>Alexis Gomez, L</b> (1, 7) <small>OBP: 0.300, SLG: 0.316</small> (8, 8)									4 0 3 2 0 1 0				
<b>Inning Stats</b>	R: 0 H: 1 E: 0 LOB: 1 K: 2 BB: 0 S: 9 P: 13	R: 1 H: 3 E: 0 LOB: 2 K: 1 BB: 0 S: 16 P: 25	R: 0 H: 1 E: 0 LOB: 2 K: 0 BB: 1 S: 10 P: 17	R: 0 H: 0 E: 0 LOB: 0 K: 1 BB: 0 S: 7 P: 13	R: 0 H: 1 E: 0 LOB: 1 K: 2 BB: 0 S: 21 P: 28	R: 0 H: 0 E: 0 LOB: 2 K: 2 BB: 2 S: 14 P: 25	R: 0 H: 1 E: 0 LOB: 1 K: 0 BB: 0 S: 14 P: 18	R: 0 H: 1 E: 0 LOB: 1 K: 1 BB: 0 S: 10 P: 16	R: 2 H: 2 E: 0 LOB: 1 K: 2 BB: 0 S: 13 P: 21	1B: 7 SF: 0 2B: 3 SAC: 1 3B: 0 DP: 1 HR: 1 HBP: 1	WP: 0 PA: 39 PB: 0 SB: 0 CS: 1		
<b>PITCHER</b>	IP WLS BF H R ER SO BB IBB HBP BLK WP HR S P ERA WHIP											<b>PITCHER</b>	IP WLS BF H R ER SO BB IBB HBP BLK WP HR S P ERA WHIP
<b>Kyle Denney, R</b> (1, 1) <small>ERA: 9.72</small> <b>David Riske, R</b> (6, 1) <small>ERA: 3.88</small> <b>63 Rafael Betancourt, R</b> (7, 1) <small>ERA: 4.06</small> <b>Bob Howry, R</b> (8, 1) <small>ERA: 2.15</small> <b>Bob Wickman, R</b> (9, 1) <small>ERA: 4.18</small>	5.0 W 20 6 1 1 6 1 0 0 0 0 0 1 63 96 1.80 1.400												

**Kansas City Royals @ Cleveland Indians**  
 Jacobs Field, Cleveland, OH  
 Sun Sep 19 2004, 1:05 PM EDT  
 Att. 16,745 - Sunny - 61 F

[livebaseballscorecards.com](http://livebaseballscorecards.com)

<b>AB</b>	<b>34</b>
<b>R</b>	<b>3</b>
<b>H</b>	<b>10</b>
<b>RBI</b>	<b>3</b>
<b>BB</b>	<b>3</b>
<b>SO</b>	<b>11</b>
<b>LOB</b>	<b>20</b>





Batter	1	2	3	4	5	6	7	8	9	AB R H RBI BB SO LOB	TOP											
Ronnie Belliard, R (1, 4) OBP: 0.351, SLG: 0.421	3-2 G6-3		1-0 F9		0-0 FC4-6		2-2 F8		1-2 L9	5 0 0 0 0 0 5												
Coco Crisp, S (1, 7) OBP: 0.334, SLG: 0.438	2-3 K			1-2 G6-3		1-2 FC6-4 WP 1B		1-1 41 E 48 1B 1B	4-2 BB	4 1 2 0 1 1 0												
Casey Blake, R (1, 5) OBP: 0.352, SLG: 0.490	1-2 1B			2-1 G6-3		4-2 41 FC6-4 1-2 BB		3-2 F7	0-1 F9	4 0 1 0 1 0 2												
41 Victor Martinez, S (1, 2) OBP: 0.366, SLG: 0.511		0-0 G1-3		2-1 HBP		2-0 FC6-4 1-2f 2-3		2-0 E5 48 1B BB		3 0 0 0 0 0 3												
Josh Phelps, R (1, 10) OBP: 0.305, SLG: 0.430		3-2 G5-3		0-0 F9		2-0 G6-4-3 1-2f		1-0 BB		3 0 0 0 0 0 3												
48 Travis Hafner, L (8, PH) OBP: 0.415, SLG: 0.594								1-2 2-H 1B		1 0 1 1 0 0 0												
Lou Merloni, R (8, PR) OBP: 0.343, SLG: 0.426										0 0 0 0 0 0 0												
Ryan Ludwick, R (1, 9) OBP: 0.310, SLG: 0.423		0-2 G5-3			3-2 2 1B		3-2 G5-3		2-3 K	4 0 1 0 0 1 2												
Ben Broussard, L (1, 3) OBP: 0.368, SLG: 0.473			0-0 3B		2-2 F8		1-2 2B	4-1 1-2 2-3 BB		3 0 2 0 1 0 1												
2 Jhonny Peralta, R (1, 6) OBP: 0.333, SLG: 0.333			1-3 K		1-2 FC4-6 1B		0-1 G5-3	2-1 F7		3 0 1 0 0 1 2												
Omar Vizquel, S (8, PH) OBP: 0.354, SLG: 0.395					2-3					1 0 0 0 0 0 3												
24 Grady Sizemore, L (1, 8) OBP: 0.297, SLG: 0.313			1-1 P4		0-2 SAFE K		4-1 BB		0-1 F7	3 0 0 0 1 1 3												
<b>Inning Stats</b>	R: 0 E: 0 K: 1 S: 13	H: 1 LOB: 1 BB: 0 P: 19	R: 0 E: 0 K: 0 S: 7	H: 0 LOB: 0 BB: 0 P: 10	R: 0 E: 0 K: 1 S: 7	H: 1 LOB: 1 BB: 0 P: 10	R: 0 E: 0 K: 0 S: 8	H: 0 LOB: 1 BB: 0 P: 13	R: 0 E: 0 K: 1 S: 20	H: 2 LOB: 2 BB: 0 P: 26	R: 0 E: 0 K: 0 S: 10	H: 1 LOB: 1 BB: 1 P: 19	R: 0 E: 0 K: 0 S: 14	H: 1 LOB: 2 BB: 1 P: 24	R: 1 E: 1 K: 1 S: 15	H: 2 LOB: 3 BB: 1 P: 30	R: 0 E: 0 K: 0 S: 9	H: 0 LOB: 1 BB: 1 P: 14	1B: 5 2B: 2 3B: 1 HR: 0	SF: 0 SAC: 0 DP: 1 HBP: 1	WP: 1 PB: 0 SB: 0 CS: 0	PA: 39
<b>PITCHER</b>	IP WLS BF H R ER SO BB IBB HBP BLK WP HR S P ERA WHIP																					
Mike Maroth, L (1, 1) ERA: 4.23	6.2 W 27 6 0 0 3 2 0 1 0 1 0 74 114 0.00 1.200																					
Al Levine, R (7, 1) ERA: 4.61	0.2 H 4 1 1 1 0 0 0 0 0 0 0 13 21 13.50 1.500																					
Jamie Walker, L (8, 1) ERA: 3.21	0.1 H 3 1 0 0 1 1 0 0 0 0 0 5 12 0.00 6.000																					
Esteban Yan, R (8, 1) ERA: 3.58	1.1 S 5 0 0 0 0 1 0 0 0 0 0 11 18 0.00 0.750																					

**Cleveland Indians @ Detroit Tigers**  
 Comerica Park, Detroit, MI  
 Mon Sep 20 2004, 7:05 PM EDT  
 Att. 13,820 - Sunny - 73 F

AB	34
R	1
H	8
RBI	1
BB	4
SO	4
LOB	24



WP: 1	PA: 39
PB: 0	
SB: 0	
CS: 0	

1B: 5	SF: 0
2B: 2	SAC: 0
3B: 1	DP: 1
HR: 0	HBP: 1

livebaseballscorecards.com

Batter	1	2	3	4	5	6	7	8	9	AB R H RBI BB SO LOB
<b>20 Omar Infante, R</b> OBP: 0.324, SLG: 0.454 (1, 6) C B X	1-1 HR 1B	3-2 HBP		2-2 P2		3-2 F9		1-0 G6-3		4 1 1 0 0 0 1
<b>Bobby Higginson, L</b> OBP: 0.350, SLG: 0.382 (1, 9) F C 1 SAFE X	0-2 F9	0-3 K		4-2 BB		1-3 K				3 0 0 0 1 2 3
<b>Ivan Rodriguez, R</b> OBP: 0.386, SLG: 0.509 (1, 2) F B 1 SAFE SAFE X	2-2 F9		1-2 G5-3	0-1 L7			0-3 K			4 0 0 0 0 1 3
<b>Dmitri Young, S</b> OBP: 0.345, SLG: 0.496 (1, 10) B X	1-0 HR 1-H		1-2 P4		0-1 BB 1B		1-1 CS 1B HBP			3 1 2 2 0 0 0
<b>Craig Monroe, R</b> OBP: 0.336, SLG: 0.486 (1, 7) X	0-0 1B		1-2 1B		1-2 F8		0-0 CS 1B			4 0 3 0 0 0 1
<b>Carlos Pena, L</b> OBP: 0.343, SLG: 0.480 (1, 3) C B B S S	3-3 K		3-2 F8		4-2 BB		4-1 15 FC6-4 BB			2 0 0 0 2 1 2
<b>15 Brandon Inge, R</b> OBP: 0.351, SLG: 0.459 (1, 5) C B B B B		3-2 G6-3		0-0 HR	3-2 K		1-0 FC6-4			4 1 1 1 0 1 4
<b>Jason Smith, L</b> OBP: 0.298, SLG: 0.504 (1, 4) B B C X		2-1 3B		1-2 E4 SH1-3	0-1 F7		0-3 K			4 0 1 0 0 1 2
<b>Nook Logan, S</b> OBP: 0.328, SLG: 0.328 (1, 8) B B B C X		3-2 K		0-1 SH1-3		3-2 G4-3		0-3 K		3 0 0 0 0 2 1

Inning Stats	R: 2	H: 3	E: 0	LOB: 1	K: 1	S: 15	R: 0	H: 1	E: 0	LOB: 2	K: 2	S: 17	R: 0	H: 1	E: 0	LOB: 1	K: 0	S: 16	R: 1	H: 1	E: 1	LOB: 2	K: 0	S: 16	R: 0	H: 1	E: 0	LOB: 2	K: 1	S: 12	R: 0	H: 0	E: 0	LOB: 0	K: 1	S: 9	R: 0	H: 1	E: 0	LOB: 2	K: 1	S: 7	R: 0	H: 0	E: 0	LOB: 0	K: 2	S: 7	R: 0	H: 0	E: 0	LOB: 0	K: 2	S: 7	1B: 5	SF: 0	2B: 0	SAC: 1	3B: 1	DP: 0	HR: 2	HBP: 2
--------------	------	------	------	--------	------	-------	------	------	------	--------	------	-------	------	------	------	--------	------	-------	------	------	------	--------	------	-------	------	------	------	--------	------	-------	------	------	------	--------	------	------	------	------	------	--------	------	------	------	------	------	--------	------	------	------	------	------	--------	------	------	-------	-------	-------	--------	-------	-------	-------	--------

PITCHER	IP	WLS	BF	H	R	ER	SO	BB	IBB	HBP	BLK	WP	HR	S	P	ERA	WHIP
<b>Scott Elarton, R</b> ERA: 6.27 (1, 1)	5.0	L	26	7	3	3	4	2	0	0	0	0	2	76	114	5.40	1.800
<b>Fernando Cabrera, R</b> ERA: 4.5 (6, 1)	1.0		3	0	0	0	1	0	0	0	0	0	0	9	16	0.00	0.000
<b>59 Matt Miller, R</b> ERA: 3.42 (7, 1)	0.1		3	1	0	0	1	0	0	1	0	0	0	5	6	0.00	3.000
<b>Cliff Bartosh, L</b> ERA: 5.51 (7, 1)	0.1		1	0	0	0	0	1	0	0	0	0	0	1	5	0.00	3.000
<b>Jake Robbins, R</b> ERA: (7, 1)	0.1		1	0	0	0	0	0	0	0	0	0	0	1	2	0.00	0.000

**BOTTOM**

**Cleveland Indians @ Detroit Tigers**  
Comerica Park, Detroit, MI

Mon Sep 20 2004, 7:05 PM EDT  
Att. 13,820 - Sunny - 73 F

AB	31
R	3
H	8
RBI	3
BB	3
SO	8
LOB	17



PITCHER	IP	WLS	BF	H	R	ER	SO	BB	IBB	HBP	BLK	WP	HR	S	P	ERA	WHIP
<b>David Riske, R</b> ERA: 3.82 (8, 1)	1.0		3	0	0	0	2	0	0	0	0	0	0	7	8	0.00	0.000

**Cleveland Indians @ Detroit Tigers**  
Comerica Park, Detroit, MI

Tue Sep 21 2004, 7:05 PM EDT  
Att. 11,351 - Sunny - 78 F

[livebaseballscorecards.com](http://livebaseballscorecards.com)

AB	36
R	8
H	12
RBI	8
BB	5
SO	6
LOB	17



Batter	1	2	3	4	5	6	7	8	9	AB	R	H	RBI	BB	SO	LOB
<b>24 Grady Sizemore, L</b> (1, 8) OBP: 0.293, SLG: 0.307	F9		F8, 48 BB, 1B		F9		G1-3	K		5	0	1	1	0	1	1
<b>Coco Crisp, S</b> (1, 7) OBP: 0.337, SLG: 0.439	1B		SF9		F9		1B		SH3-4, 1B, BB	3	1	2	1	1	0	0
<b>48 Travis Hafner, L</b> (1, 10) OBP: 0.416, SLG: 0.593 <b>Ernie Young, R</b> (6, PH) OBP: 1.000, SLG: 1.000 <b>John McDonald, R</b> (9, PH) OBP: 0.245, SLG: 0.356	L8		FC4-6, BB		G5-4-3, 1B		1B		SH3-4	1	0	0	0	1	0	1
<b>41 Victor Martinez, S</b> (1, 2) OBP: 0.363, SLG: 0.506	F8		F8		G5-4-3		K		F8	5	0	0	0	0	1	7
<b>Matt Lawton, L</b> (1, 9) OBP: 0.370, SLG: 0.432			FC4-6		HR			E	1B, IBB	4	2	2	0	1	1	2
<b>Casey Blake, R</b> (1, 5) OBP: 0.354, SLG: 0.490					G6-3, 1B			FC6, 2B	1B	4	2	2	1	1	0	1
<b>Ben Broussard, L</b> (1, 3) OBP: 0.369, SLG: 0.483			G3		G6-3		HR		K	5	1	2	5	0	1	3
<b>2 Jhonny Peralta, R</b> (1, 6) OBP: 0.286, SLG: 0.286			BB, 1B		L9		F9		K	4	1	1	0	0	1	1
<b>Brandon Phillips, R</b> (1, 4) OBP: 0.250, SLG: 0.286			BB, 1B		G2-3		P3		K	3	1	0	0	1	1	1

Inning Stats	R: 0	H: 1	E: 0	K: 0	S: 9	P: 14	R: 0	H: 0	E: 0	K: 1	S: 10	P: 15	R: 2	H: 2	E: 0	K: 0	S: 26	P: 42	R: 0	H: 1	E: 0	K: 0	S: 4	P: 8	R: 0	H: 0	E: 0	K: 0	S: 5	P: 8	R: 3	H: 3	E: 0	K: 0	S: 13	P: 29	R: 0	H: 2	E: 0	K: 1	S: 16	P: 24	R: 2	H: 2	E: 1	K: 3	S: 15	P: 25	R: 1	H: 1	E: 0	K: 1	S: 12	P: 25
<b>WP: 0</b>																																		<b>PA: 43</b>																				

PITCHER	IP	WLS	BF	H	R	ER	SO	BB	IBB	HBP	BLK	WP	HR	S	P	ERA	WHIP
<b>Gary Knotts, R</b> (1, 1) ERA: 5.65	5.0		20	4	2	2	1	2	0	0	0	0	0	54	87	3.60	1.200
<b>Steve Colyer, L</b> (6, 1) ERA: 7.14	0.2		5	3	3	3	0	1	0	0	0	0	1	10	23	40.50	6.000
<b>Roberto Novoa, R</b> (6, 1) ERA: 6.5	1.1	H	6	2	0	0	1	0	0	0	0	0	0	19	30	0.00	1.500
<b>Jamie Walker, L</b> (8, 1) ERA: 3.21	0.0	B	3	2	2	0	0	0	0	0	0	0	0	5	8	∞	∞
<b>Esteban Yan, R</b> (8, 1) ERA: 3.6	2.0	L	9	1	1	1	4	1	1	0	0	0	0	22	42	4.50	1.000



Batter	1	2	3	4	5	6	7	8	9	AB R H RBI BB SO LOB	TOP																	
Ronnie Belliard, R (1, 4) OBP: 0.349, SLG: 0.419 Ernie Young, R (7, PH) OBP: 1.000, SLG: 1.000 John McDonald, R (7, PR) OBP: 0.242, SLG: 0.352 (7, 4)	0-0 G6-3		0-1 P4		2-1 FC5-4		4-1 1B 2B BB	1-1 FC6-4		3 0 0 0 0 0 2 0 0 0 0 1 0 0 1 1 0 0 0 0 2																		
Coco Crisp, S (1, 8) OBP: 0.337, SLG: 0.439	1-0 F8		0-1 CS	3-2 G6-3		2-1 G1-4-3 1B	1-2 2B 1B	3-2 G6-3		5 1 2 1 0 0 0																		
Matt Lawton, L (1, 7) OBP: 0.370, SLG: 0.433	2-0 G3-1			1-0 G4-3		0-2 G1-4-3	0-0 41 WP 1-H 2-H 2B	4-0 BB BB		4 0 1 2 1 0 1																		
41 Victor Martinez, S (1, 2) OBP: 0.362, SLG: 0.502		2-1 G5-3		1-3 K		0-0 F8	4-2 FC5-4 BB	2-2 F8		4 0 0 0 1 1 1																		
Casey Blake, R (1, 5) OBP: 0.354, SLG: 0.487		0-2 L6			0-3 K		4-1 2B BB	4-1 BB		3 1 0 0 2 1 2																		
Ben Broussard, L (1, 3) OBP: 0.369, SLG: 0.481		1-2 1B			2-0 HR HBP		1-3 K	2-1 G4-3	1-3 K	4 1 1 0 0 2 3																		
Josh Phelps, R (1, 10) OBP: 0.307, SLG: 0.438		1-2 F7			0-2 HR		4-2 2B BB	2-3 K		3 2 1 2 1 1 1																		
Ryan Ludwick, R (1, 9) OBP: 0.333, SLG: 0.433			0-0 G6-3		2-1 FC5-4 1B		0-2 K	1-2 2B 1B		4 0 2 0 0 1 2																		
2 Jhonny Peralta, R (1, 6) OBP: 0.455, SLG: 0.500			4-2 CS BB		1-3 K		1-2 1B 2B	1-1 FC6-4 1B		3 1 2 2 1 1 1																		
<b>Inning Stats</b>	R: 0 E: 0 K: 0 S: 3 H: 0 LOB: 0 BB: 0 P: 6	R: 0 E: 0 K: 0 S: 11 H: 1 LOB: 1 BB: 0 P: 15	R: 0 E: 0 K: 0 S: 6 H: 0 LOB: 0 BB: 1 P: 10	R: 0 E: 0 K: 1 S: 10 H: 0 LOB: 0 BB: 0 P: 15	R: 2 E: 0 K: 2 S: 13 H: 2 LOB: 1 BB: 0 P: 20	R: 0 E: 0 K: 0 S: 8 H: 1 LOB: 0 BB: 0 P: 10	R: 5 E: 1 K: 2 S: 25 H: 3 LOB: 2 BB: 4 P: 45	R: 0 E: 0 K: 1 S: 12 H: 2 LOB: 2 BB: 0 P: 19	R: 0 E: 0 K: 1 S: 14 H: 0 LOB: 2 BB: 2 P: 28	1B: 6 2B: 2 3B: 0 HR: 1 SF: 0 SAC: 0 DP: 1 HBP: 1	WP: 1 PB: 0 SB: 0 CS: 1 PA: 43																	
<b>PITCHER</b>	IP WLS BF H R ER SO BB IBB HBP BLK WP HR S P ERA WHIP											<b>PITCHER</b>	IP WLS BF H R ER SO BB IBB HBP BLK WP HR S P ERA WHIP															
29 Nate Robertson, L (1, 1) ERA: 4.8	6.0		22	4	2	2	3	1	0	1	0	0	1	51	76	3.00	0.833											
Wilfredo Ledezma, L (7, 1) ERA: 4.47	0.2	L	8	3	5	5	2	3	0	0	0	0	0	22	37	67.50	9.000											
Franklyn German, R (7, 1) ERA: 9.26	1.1		7	2	0	0	1	1	0	0	0	1	0	15	27	0.00	2.250											
John Ennis, R (9, 1) ERA: 7.62	1.0		5	0	0	0	1	2	0	0	0	0	0	14	28	0.00	2.000											

Cleveland Indians @ Detroit Tigers

Comerica Park, Detroit, MI

Wed Sep 22 2004, 7:05 PM EDT  
Att. 16,360 - Sunny - 80 F

livebaseballscorecards.com

AB	34
R	7
H	9
RBI	7
BB	7
SO	7
LOB	15





Batter	1	2	3	4	5	6	7	8	9	AB R H RBI BB SO LOB
20 Omar Infante, R OBP: 0.323, SLG: 0.451 (1, 6)	2-1 G4-3	2-1 FC6-4		2-3 K			0-3 K		1-2 G6-3	5 0 0 0 0 2 2
Bobby Higginson, L OBP: 0.350, SLG: 0.388 (1, 9)	2-2 E6		0-0 G4-3	0-0 F7			4-0 F8 1B BB		3-1 HR	4 1 1 1 1 0 0
Craig Monroe, R OBP: 0.336, SLG: 0.485 (1, 7)	0-3 K		1-0 2B 1B		3-1 2B		0-0 1B		2-1 G5-3	5 1 3 0 0 1 1
Dmitri Young, S OBP: 0.346, SLG: 0.496 (1, 10)	0-1 1B		0-0 15 2B 2B		1-3 K		3-1 F8		2-2 DI HR 1B	5 2 3 1 0 1 3
Carlos Pena, L OBP: 0.345, SLG: 0.482 (1, 3)	0-0 G4-3		4-1 15 2B BB		2-3 K		0-0 G4-3		1-1 1B HR	4 2 1 2 1 1 5
Eric Munson, L OBP: 0.299, SLG: 0.457 (1, 5)		3-2 15 SH2-3 2B	2-1 F7		1-0 F8			1-0 F7	1-2 G4-3	5 0 1 0 0 0 3
15 Brandon Inge, R OBP: 0.351, SLG: 0.458 (1, 2)		0-0 SH2-3	1-0 1B 2B			1-1 G6-3		0-1 P6		3 0 1 2 0 0 0
Jason Smith, L OBP: 0.288, SLG: 0.477 (1, 4)		1-2 G3	1-0 G4-3			0-0 G4-3		4-2 BB		3 0 0 0 1 0 2
28 Curtis Granderson, L OBP: 0.188, SLG: 0.200 (1, 8)		4-1 20 FC6-4 BB		0-0 G4-3		3-2 G5-3		2-2 P5		3 0 0 0 1 0 1

Inning Stats	R: 0	H: 1	E: 1	K: 1	S: 12	LOB: 2	BB: 0	P: 16	R: 0	H: 1	E: 0	K: 0	S: 11	LOB: 2	BB: 1	P: 21	R: 3	H: 3	E: 0	K: 0	S: 8	LOB: 1	BB: 1	P: 17	R: 0	H: 1	E: 0	K: 2	S: 9	LOB: 1	BB: 0	P: 16	R: 0	H: 0	E: 0	K: 0	S: 6	LOB: 0	BB: 0	P: 10	R: 0	H: 1	E: 0	K: 1	S: 7	LOB: 2	BB: 1	P: 14	R: 0	H: 0	E: 0	K: 0	S: 10	LOB: 1	BB: 1	P: 17	R: 3	H: 3	E: 0	K: 0	S: 16	LOB: 0	BB: 0	P: 26	1B: 4	SF: 0	2B: 4	SAC: 1	3B: 0	DP: 0	HR: 2	HBP: 0	WP: 0	PA: 42
--------------	------	------	------	------	-------	--------	-------	-------	------	------	------	------	-------	--------	-------	-------	------	------	------	------	------	--------	-------	-------	------	------	------	------	------	--------	-------	-------	------	------	------	------	------	--------	-------	-------	------	------	------	------	------	--------	-------	-------	------	------	------	------	-------	--------	-------	-------	------	------	------	------	-------	--------	-------	-------	-------	-------	-------	--------	-------	-------	-------	--------	-------	--------

PITCHER	IP	WLS	BF	H	R	ER	SO	BB	IBB	HBP	BLK	WP	HR	S	P	ERA	WHIP
37 Jake Westbrook, R ERA: 3.35 (1, 1)	7.0		32	7	3	3	5	3	0	0	0	0	0	58	101	3.86	1.429
Bob Howry, R ERA: 2.04 (8, 1)	1.0		4	0	0	0	0	1	0	0	0	0	0	10	17	0.00	1.000
Bob Wickman, R ERA: 4.91 (9, 1)	1.0		6	3	3	3	0	0	0	0	0	0	2	16	26	27.00	3.000

BOTTOM

Cleveland Indians @ Detroit Tigers  
Comerica Park, Detroit, MI  
Wed Sep 22 2004, 7:05 PM EDT  
Att: 16,360 - Sunny - 80 F

livebaseballscorecards.com

AB	37
R	6
H	10
RBI	6
BB	4
SO	5
LOB	17



Batter	1	2	3	4	5	6	7	8	9	AB	R	H	RBI	BB	SO	LOB	TOP								
Shannon Stewart, R (1, 10) OBP: 0.379, SLG: 0.450	2-2 G4-3		1-3 K		4-2 20 1B BB	2-1 20 1B		2-2 20 FC6-4 1B		4	0	2	2	1	1	0									
20 Lew Ford, R (1, 9) OBP: 0.388, SLG: 0.457	1-0 G6-3		1-3 K		0-2 1B	2-2 1B		1-0 FC6-4 S		5	0	2	2	0	1	1									
Torii Hunter, R (1, 8) OBP: 0.330, SLG: 0.473	0-3 K			1-0 P3	1-1 G6-3	0-0 G6-3		1-2 G6-3		5	0	0	0	0	1	6									
Matthew LeCroy, R (1, 3) OBP: 0.341, SLG: 0.500		2-1 BB 1B		2-2 G6-3		1-0 1B SF7 1B	2-3 K		0-2 F9		5	1	2	0	0	1	0								
Corey Koskie, L (1, 5) OBP: 0.338, SLG: 0.494		4-0 1B BB		2-3 K		0-0 F8	0-0 G3-1 2B		0-0 L7		4	0	1	0	1	1	1								
Michael Restovich, R (1, 7) OBP: 0.341, SLG: 0.500		0-0 F9			2-1 2B 1B	1-0 BB 1B	1-2 G3-1		3-2 33 WP 1B		4	2	2	0	0	0	3								
Jose Offerman, S (9, PH) OBP: 0.359, SLG: 0.404						1-2 1B					1	1	1	0	0	0	0								
Cristian Guzman, S (1, 6) OBP: 0.312, SLG: 0.392		1-3 K		1-1 1B 20 1B 2B	0-1 BB 1B	0-0 G4-1			0-3 K 33 1B		5	2	2	0	0	2	4								
Luis Rivas, R (1, 4) OBP: 0.283, SLG: 0.431		3-2 F7			0-0 CS 1B	1-1 SF7		1-1 1B 20 WP FC6-4		2	0	1	2	0	0	2									
Jason Kubel, L (8, PH) OBP: 0.429, SLG: 0.640					2-3 3-H 1B	4-0 K 20 1B 1B			1-2 2-H 1B		1	1	0	0	0	0									
Augie Ojeda, S (8, 4) OBP: 0.400, SLG: 0.500											0	0	0	0	0	0									
33 Justin Morneau, L (9, PH) OBP: 0.335, SLG: 0.535											1	0	1	1	0	0									
Henry Blanco, R (1, 2) OBP: 0.252, SLG: 0.355			2-3 K		0-3 K	4-0 20 1B 1B		1-3 K	0-1 G3-1		2	0	0	0	1	2	2								
Jacque Jones, L (8, PH) OBP: 0.313, SLG: 0.426											1	0	0	0	0	1	1								
Pat Borders, R (8, 2) OBP: 0.253, SLG: 0.341											0	0	0	0	0	0	0								
Terry Tiffee, S (9, PH) OBP: 0.349, SLG: 0.513											1	0	0	0	0	0	2								
<b>Inning Stats</b>	R: 0 E: 0 K: 1 S: 7	H: 0 LOB: 0 BB: 0 P: 10	R: 0 E: 0 K: 1 S: 11	H: 1 LOB: 2 BB: 1 P: 21	R: 0 E: 0 K: 3 S: 10	H: 0 LOB: 0 BB: 0 P: 14	R: 0 E: 0 K: 1 S: 7	H: 0 LOB: 0 BB: 0 P: 12	R: 2 E: 0 K: 1 S: 16	H: 4 LOB: 2 BB: 1 P: 24	R: 3 E: 0 K: 0 S: 14	H: 5 LOB: 3 BB: 1 P: 25	R: 0 E: 0 K: 1 S: 8	H: 1 LOB: 1 BB: 0 P: 11	R: 1 E: 1 K: 1 S: 12	H: 1 LOB: 1 BB: 0 P: 18	R: 1 E: 0 K: 1 S: 16	H: 2 LOB: 2 BB: 0 P: 20	1B: 12 2B: 2 3B: 0 HR: 0	SF: 1 SAC: 0 DP: 0 HBP: 0	WP: 2 PB: 0 SB: 1 CS: 1	PA: 45			
<b>PITCHER</b>	IP	WLS	BF	H	R	ER	SO	BB	IBB	HBP	BLK	WP	HR	S	P	ERA	WHIP								
31 Cliff Lee, L (1, 1) ERA: 5.7	5.2	W	27	8	5	5	7	3	0	0	0	0	0	58	95	7.94	1.941								
David Riske, R (6, 1) ERA: 3.75	1.1	H	7	3	0	0	1	0	0	0	0	0	0	15	22	0.00	2.250								
Jason Davis, R (8, 1) ERA: 5.64	1.0	H	5	1	1	0	1	0	0	0	0	1	0	12	18	0.00	1.000								
63 Rafael Betancourt, R (9, 1) ERA: 4.14	1.0	S	6	2	1	1	1	0	0	0	0	1	0	16	20	9.00	2.000								

Minnesota Twins @ Cleveland Indians  
 Jacobs Field, Cleveland, OH  
 Thu Sep 23 2004, 7:05 PM EDT  
 Att. 18,053 - Sunny - 74 F

livebaseballscorecards.com

AB 41  
 R 7  
 H 14  
 RBI 7  
 BB 3  
 SO 10  
 LOB 22



Batter	1	2	3	4	5	6	7	8	9
<b>Matt Lawton, L</b> OBP: 0.372, SLG: 0.432 (1, 9)	4-2 48 1B WP 1B BB	0-0 F7		4-2 BB		3-2 G6-4-3 1-2f		2-1 1B 1B	
<b>Omar Vizquel, S</b> OBP: 0.353, SLG: 0.393 (1, 6)	2-0 F8 1-2		1-1 G1-3	1-1 F6		1-3 K		0-0 1B 1-2	
<b>48 Travis Hafner, L</b> OBP: 0.414, SLG: 0.589 (1, 10)	1-2 1B 1B		2-3 K	2-2 L5-4 2-2			3-3 K	1-3 K	
<b>Casey Blake, R</b> OBP: 0.356, SLG: 0.488 (1, 5)	2-0 F8		4-0 BB		3-2 24 HR 2B		4-1 2B BB	1-3 K	
<b>Ben Broussard, L</b> OBP: 0.368, SLG: 0.478 (1, 3)	1-1 1B 1B		1 SAFE G3		1-3 K		1 SAFE F8		
<b>Coco Crisp, S</b> OBP: 0.341, SLG: 0.444 (1, 7)	0-0 1B			1-0 24 1B 2B 1B	2-3 K		2-2 1B 2B		
<b>24 Grady Sizemore, L</b> OBP: 0.300, SLG: 0.343 (1, 8)	3-3 K		1 SAFE 1-2 2B 1B	1-1 2B HR		1-3 K			
<b>Josh Bard, S</b> OBP: 0.545, SLG: 1.000 (1, 2)			4-1 G4-6-3 BB	0-0 2B 2B	0-0 G4-1		1-1 HR		
<b>Brandon Phillips, R</b> OBP: 0.333, SLG: 0.400 (1, 4)			2-2 G4-6-3	1-0 48 L5-4 2B		4-1 G6-4-3 BB		1-3 K	

Inning Stats	R: 2	H: 3	E: 0	K: 1	S: 16	LOB: 2	BB: 1	P: 29	R: 0	H: 0	E: 0	K: 0	S: 5	LOB: 0	BB: 1	P: 11	R: 0	H: 0	E: 0	K: 1	S: 7	LOB: 1	BB: 1	P: 14	R: 3	H: 4	E: 0	K: 0	S: 11	LOB: 1	BB: 1	P: 21	R: 2	H: 2	E: 0	K: 2	S: 13	LOB: 0	BB: 0	P: 20	R: 0	H: 0	E: 0	K: 1	S: 7	LOB: 0	BB: 1	P: 15	R: 1	H: 1	E: 0	K: 2	S: 11	LOB: 1	BB: 1	P: 21	R: 1	H: 3	E: 0	K: 3	S: 15	LOB: 2	BB: 0	P: 21
--------------	------	------	------	------	-------	--------	-------	-------	------	------	------	------	------	--------	-------	-------	------	------	------	------	------	--------	-------	-------	------	------	------	------	-------	--------	-------	-------	------	------	------	------	-------	--------	-------	-------	------	------	------	------	------	--------	-------	-------	------	------	------	------	-------	--------	-------	-------	------	------	------	------	-------	--------	-------	-------

PITCHER	IP	WLS	BF	H	R	ER	SO	BB	IBB	HBP	BLK	WP	HR	S	P	ERA	WHIP
<b>J.D. Durbin, R</b> ERA: 7.36 (1, 1)	3.0	L	19	7	5	5	2	4	0	0	0	1	0	34	67	15.00	3.667
<b>54 Matt Guerrier, R</b> ERA: 5.68 (4, 1)	2.0		8	2	2	2	2	1	0	0	0	0	1	19	33	9.00	1.500
<b>Aaron Fultz, L</b> ERA: 4.78 (6, 1)	2.2		12	4	2	2	5	1	0	0	0	0	1	29	48	6.75	1.875
<b>Juan Rincon, R</b> ERA: 2.62 (8, 1)	0.1		1	0	0	0	1	0	0	0	0	0	0	3	4	0.00	0.000

AB R H RBI BB SO LOB

3	1	1	0	2	0	1
5	0	1	0	0	1	3
5	1	1	0	0	3	4
3	2	1	0	2	1	4
4	0	1	1	0	1	3
4	1	3	2	0	1	1
4	2	2	2	0	2	3
3	2	2	3	1	0	0
3	0	1	1	1	1	1

<b>AB</b>	<b>34</b>
<b>R</b>	<b>9</b>
<b>H</b>	<b>13</b>
<b>RBI</b>	<b>9</b>
<b>BB</b>	<b>6</b>
<b>SO</b>	<b>10</b>
<b>LOB</b>	<b>20</b>



WP	HR	S	P	ERA	WHIP
1	1	11	1	4.78	1.875
0	0	11	1	7.36	3.667
0	0	11	1	9.00	1.500
0	0	11	1	15.00	3.667

**Minnesota Twins @ Cleveland Indians**  
**Jacobs Field, Cleveland, OH**  
 Thu Sep 23 2004, 7:05 PM EDT  
 Att. 18,053 - Sunny - 74 F

livebaseballscorecards.com

Batter	1	2	3	4	5	6	7	8	9	AB	R	H	RBI	BB	SO	LOB	TOP								
Shannon Stewart, R (1, 7) OBP: 0.379, SLG: 0.449	2-1 G4 1B		3-3 K	3-2 20 2B 1B		1-1 F9		2-1 G6-3		5	1	2	1	0	1	2									
Jacque Jones, L (1, 9) OBP: 0.316, SLG: 0.432	2-1 G4		4-2 20 E 20 WP BB	1-0 20 2B 1B		1-0 L8		2-2 HR		4	2	2	2	1	0	2									
20 Lew Ford, R (1, 8) OBP: 0.390, SLG: 0.461	2-3 K		1-2 E9 1B	3-1 33 WP 1-H 2-H 2B		0-1 FC5-4		3-2 33 1B 1B		5	0	3	3	0	1	2									
33 Justin Moreau, L (1, 3) OBP: 0.336, SLG: 0.532	1-2 G6-3		2-3 K	2-3 K				2-1 F9 BB G4-3 1B		5	1	2	0	0	2	4									
Corey Koskie, L (1, 5) OBP: 0.338, SLG: 0.491			1-1 F7	1-0 F7	1-0 2B F7-6-2 1B			4-1 G4-3 BB		4	0	1	0	1	1	2									
5 Michael Cuddyer, R (8, 5) OBP: 0.342, SLG: 0.433								1-2 K		0	0	0	0	0	0	0									
Jason Kubel, L (1, 10) OBP: 0.394, SLG: 0.600			1-3 K	2-2 F7	3-1 2B			2-0 F9		5	0	1	0	0	1	2									
Cristian Guzman, S (1, 6) OBP: 0.311, SLG: 0.389			0-2 G3	4-0 1B BB	3-2 G4			0-0 G4-3		4	1	0	1	1	0	3									
Augie Ojeda, S (1, 4) OBP: 0.400, SLG: 0.490			1-1 G5-3 20 E 1B	2-1 SAFE SAFE 1B	1-0 F7-6-2			1-1 F9		5	2	2	0	0	0	3									
Henry Blanco, R (1, 2) OBP: 0.255, SLG: 0.357			1-0 G5-3	0-0 1B	0-0 20 FC5-4 1B			3-2 G5-3		4	1	2	1	0	0	1									
<b>Inning Stats</b>	R: 0 E: 0 K: 1 S: 11	H: 1 LOB: 1 BB: 0 P: 18	R: 0 E: 0 K: 1 S: 9	H: 0 LOB: 0 BB: 0 P: 11	R: 1 E: 1 K: 2 S: 16	H: 2 LOB: 2 BB: 1 P: 28	R: 5 E: 0 K: 1 S: 19	H: 5 LOB: 1 BB: 1 P: 37	R: 0 E: 0 K: 0 S: 8	H: 2 LOB: 1 BB: 0 P: 16	R: 0 E: 0 K: 0 S: 6	H: 1 LOB: 1 BB: 0 P: 8	R: 1 E: 0 K: 0 S: 7	H: 1 LOB: 1 BB: 1 P: 16	R: 1 E: 0 K: 1 S: 18	H: 3 LOB: 2 BB: 0 P: 28	R: 0 E: 0 K: 0 S: 8	H: 0 LOB: 0 BB: 0 P: 13	1B: 12 2B: 3 3B: 0 HR: 1	SF: 0 SAC: 0 DP: 1 HBP: 0	WP: 2 PB: 0 SB: 0 CS: 0	PA: 44			
<b>PITCHER</b>	IP	WLS	BF	H	R	ER	SO	BB	IBB	HBP	BLK	WP	HR	S	P	ERA	WHIP								
Kyle Denney, R (1, 1) ERA: 11.25	3.2	L	21	8	6	6	4	2	0	0	0	1	0	52	89	14.73	2.727								
Jeremy Guthrie, R (4, 1) ERA: 4.63	2.2		12	4	1	1	1	1	0	0	0	1	0	21	41	3.38	1.875								
Jake Robbins, R (7, 1) ERA: 5.4	1.1		7	3	1	1	0	0	0	0	0	0	1	18	29	6.75	2.250								
Fernando Cabrera, R (8, 1) ERA: 3.38	1.1		4	0	0	0	1	0	0	0	0	0	0	11	16	0.00	0.000								

Minnesota Twins @ Cleveland Indians  
 Jacobs Field, Cleveland, OH  
 Fri Sep 24 2004, 7:05 PM EDT  
 Att. 16,253 - Unknown - 77 F

livebaseballscorecards.com

AB	41
R	8
H	15
RBI	8
BB	3
SO	6
LOB	21




Batter	1	2	3	4	5	6	7	8	9	AB	R	H	RBI	BB	SO	LOB
<b>Coco Crisp, S</b> OBP: 0.342, SLG: 0.442 (1, 7)	4-2 SH1-3 BB		4-2 CS BB BB		0-2 F8			2-3 K		2	0	0	0	2	1	0
<b>Omar Vizquel, S</b> OBP: 0.352, SLG: 0.392 (1, 6)	1-2 SH1-3		4-2 1 SAFE 1 SAFE BB		0-0 G3			0-3 K		2	0	0	0	1	1	0
<b>Casey Blake, R</b> OBP: 0.355, SLG: 0.492 (1, 5)	3-3 K		3-3 K		1-1 F8			3-1 HR		4	1	1	1	0	2	3
<b>41 Victor Martinez, S</b> OBP: 0.361, SLG: 0.500 (1, 2)	3-2 F7		2-3		0-0 2B 1B			1-3 K		4	1	1	0	0	1	1
<b>Josh Phelps, R</b> OBP: 0.309, SLG: 0.444 (1, 3)		0-3 K			0-0 1-H 2B			2-2 F7		4	0	2	1	0	1	0
<b>Ryan Ludwick, R</b> OBP: 0.324, SLG: 0.394 (1, 9)		1-1 HBP			1-3 K			1-1 L6		3	0	0	0	0	2	2
<b>Ernie Young, R</b> OBP: 0.600, SLG: 0.500 (1, 10)		2-3 K			0-3 K			1-2 F9		2	0	0	0	0	2	2
<b>48 Travis Hafner, L</b> OBP: 0.412, SLG: 0.587 (7, PH)								2-3 G3		2	0	0	0	0	0	1
<b>24 Grady Sizemore, L</b> OBP: 0.298, SLG: 0.333 (1, 8)		0-2 F8			4-0 BB			2-2 G4-3		3	0	0	0	1	0	2
<b>Brandon Phillips, R</b> OBP: 0.267, SLG: 0.308 (1, 4)			1-0 F9		2-1 L5			1-0 L6		3	0	0	0	0	0	2

Inning Stats	R: 0	H: 0	E: 0	K: 11	H: 0	LOB: 1	BB: 21	R: 0	H: 0	E: 0	K: 2	H: 0	LOB: 1	BB: 0	P: 14	R: 0	H: 0	E: 0	K: 12	R: 1	H: 2	E: 0	K: 2	H: 2	LOB: 2	BB: 1	P: 17	R: 0	H: 0	E: 0	K: 0	H: 0	LOB: 0	BB: 0	P: 7	R: 0	H: 0	E: 0	K: 0	H: 0	LOB: 0	BB: 0	P: 9	R: 0	H: 0	E: 0	K: 0	H: 0	LOB: 0	BB: 0	P: 13	R: 1	H: 1	E: 0	K: 3	H: 1	LOB: 0	BB: 0	P: 19	R: 0	H: 1	E: 0	K: 1	H: 1	LOB: 1	BB: 0	P: 14	1B: 1	SF: 0	2B: 3	SAC: 1	3B: 0	DP: 1	HR: 1	HBP: 1	WP: 0	PA: 35
--------------	------	------	------	-------	------	--------	--------	------	------	------	------	------	--------	-------	-------	------	------	------	-------	------	------	------	------	------	--------	-------	-------	------	------	------	------	------	--------	-------	------	------	------	------	------	------	--------	-------	------	------	------	------	------	------	--------	-------	-------	------	------	------	------	------	--------	-------	-------	------	------	------	------	------	--------	-------	-------	-------	-------	-------	--------	-------	-------	-------	--------	-------	--------

PITCHER	IP	WLS	BF	H	R	ER	SO	BB	IBB	HBP	BLK	WP	HR	S	P	ERA	WHIP
<b>Johan Santana, L</b> ERA: 2.62 (1, 1)	6.0	W	24	2	1	1	6	4	0	1	0	0	0	56	92	1.50	1.000
<b>28 Jesse Crain, R</b> ERA: 2.42 (7, 1)	1.0		3	0	0	0	0	0	0	0	0	0	0	9	13	0.00	0.000
<b>Juan Rincon, R</b> ERA: 2.7 (8, 1)	1.0		4	1	1	1	3	0	0	0	0	0	1	13	19	9.00	1.000
<b>36 Joe Nathan, R</b> ERA: 1.59 (9, 1)	1.0		4	1	0	0	1	0	0	0	0	0	0	8	14	0.00	1.000

**MINNESOTA TWINS @ CLEVELAND INDIANS**  
**JACOBS FIELD, CLEVELAND, OH**  
 Fri Sep 24 2004, 7:05 PM EDT  
 Att: 16,253 - Unknown - 77 F

<b>AB</b>	<b>29</b>
<b>R</b>	<b>2</b>
<b>H</b>	<b>4</b>
<b>RBI</b>	<b>2</b>
<b>BB</b>	<b>4</b>
<b>SO</b>	<b>10</b>
<b>LOB</b>	<b>13</b>



Batter	1	2	3	4	5	6	7	8	9	AB R H RBI BB SO LOB	TOP																	
Shannon Stewart, R (1, 7) OBP: 0.379, SLG: 0.447 Jose Offerman, S (8, PH) OBP: 0.363, SLG: 0.404 Michael Restovich, R (8, PR) OBP: 0.341, SLG: 0.500 (8, 7)	1-1 L1			1-1 P6		4-0 BB		4-0 2B BB		2 0 0 0 1 0 0 0 0 0 0 1 0 0 0 1 0 0 0 0 0	<b>Minnesota Twins @ Cleveland Indians</b> Jacobs Field, Cleveland, OH Sat Sep 25 2004, 7:05 PM EDT Att. 23,541 - Unknown - 66 F																	
Jacque Jones, L (1, 10) OBP: 0.315, SLG: 0.433	0-3 K			1-0 G2-3		0-1 F7		1-0 2B 1-H 2-H		4 0 1 2 0 1 1																		
20 Lew Ford, R (1, 8) OBP: 0.387, SLG: 0.457	1-1 F9			3-2 G6-3			2-1 G6-3	0-1 F7		4 0 0 0 0 0 2																		
33 Justin Moreau, L (1, 3) OBP: 0.342, SLG: 0.547		1-2 P5			1-2 HR		1-2 1B		0-0 1B 5 BB	4 1 3 1 0 0 0																		
Corey Koskie, L (1, 5) OBP: 0.338, SLG: 0.488		0-1 G3-1			4-2 BB 5 G1-4-3		1-2 F7		1-3 K	3 0 0 0 1 1 2																		
Jason Kubel, L (1, 9) OBP: 0.378, SLG: 0.559		0-3 K			0-1 F9 1 SAFE 1 SAFE		1-1 G1-3		0-0 1B 5 BB	4 0 1 0 0 1 2																		
5 Michael Cuddyer, R (1, 4) OBP: 0.341, SLG: 0.429			1-2 G5-3		2-2 G1-4-3 1-2f			0-1 G5-3	4-2 BB 1-2 2-3	3 0 0 0 1 0 1																		
Augie Ojeda, S (1, 6) OBP: 0.414, SLG: 0.490 Torii Hunter, R (9, PH) OBP: 0.330, SLG: 0.472			2-1 F7			4-2 BB K2-3		0-1 1B 2B	0-0 G6-4-3 1-2f	2 1 1 0 1 0 0 1 0 0 0 0 0 3																		
Pat Borders, R (1, 2) OBP: 0.247, SLG: 0.333 Matthew LeCroy, R (8, PH) OBP: 0.321, SLG: 0.412 Henry Blanco, R (8, 2) OBP: 0.255, SLG: 0.357			1-0 P4			0-3 K2-3 1-2		3-3 K		2 0 0 0 0 1 1 1 0 0 0 0 1 1 0 0 0 0 0 0 0																		
Inning Stats	R: 0 E: 0 K: 1 S: 7 H: 0 LOB: 0 BB: 0 P: 9	R: 0 E: 0 K: 1 S: 9 H: 0 LOB: 0 BB: 0 P: 10	R: 0 E: 0 K: 0 S: 8 H: 0 LOB: 0 BB: 0 P: 12	R: 0 E: 0 K: 0 S: 7 H: 0 LOB: 0 BB: 0 P: 12	R: 1 E: 0 K: 0 S: 13 H: 1 LOB: 0 BB: 1 P: 20	R: 0 E: 0 K: 1 S: 15 H: 0 LOB: 1 BB: 2 P: 23	R: 0 E: 0 K: 0 S: 11 H: 1 LOB: 1 BB: 0 P: 16	R: 2 E: 0 K: 1 S: 12 H: 2 LOB: 2 BB: 1 P: 20	R: 0 E: 0 K: 1 S: 8 H: 2 LOB: 2 BB: 1 P: 13	1B: 4 2B: 1 3B: 0 HR: 1 SF: 0 SAC: 0 DP: 2 HBP: 0	WP: 0 PB: 0 SB: 1 CS: 0 PA: 35																	
PITCHER	IP WLS BF H R ER SO BB IBB HBP BLK WP HR S P ERA WHIP												PITCHER	IP WLS BF H R ER SO BB IBB HBP BLK WP HR S P ERA WHIP														
Scott Elarton, R (1, 1) ERA: 6.04	7.0	24	2	1	1	3	3	0	0	0	0	0	1	70	102	1.29	0.714											
Bob Howry, R (8, 1) ERA: 2.43	1.0	W	6	2	2	2	1	1	0	0	0	0	0	12	20	18.00	3.000											
Bob Wickman, R (9, 1) ERA: 4.73	1.0	S	5	2	0	0	1	1	0	0	0	0	0	8	13	0.00	3.000											

livebaseballscorecards.com



Batter	1	2	3	4	5	6	7	8	9
<b>Matt Lawton, L</b> (1, 9) OBP: 0.369, SLG: 0.429	3-1 F9			2-0 G6-3		3-2 G4-3		0-0 F7	
<b>Omar Vizquel, S</b> (1, 6) OBP: 0.353, SLG: 0.390	1-1 G3			4-1 41 S BB		4-1 BB		0-0 G4-3	
<b>48 Travis Hafner, L</b> (1, 10) <b>Josh Phelps, R</b> (8, PH) OBP: 0.311, SLG: 0.455	3-2 K			0-3 K		2-1 SAFE F7		2-0 HR	
<b>41 Victor Martinez, S</b> (1, 2) <b>Lou Merloni, R</b> (8, PR) <b>Josh Bard, S</b> (9, 2) OBP: 0.545, SLG: 1.000			2-1 F7	2-2 P4			1-1 G3	4-1 2B BB	
<b>Ben Broussard, L</b> (1, 3) OBP: 0.367, SLG: 0.474			3-2 K		0-0 G5-3		0-2 K	4-1 2B BB	
<b>Coco Crisp, S</b> (1, 7) OBP: 0.345, SLG: 0.453			1-1 G6-3		1-1 HR		0-0 1B	2-0 24 HBP 1-H 2-H 2B	
<b>Ronnie Belliard, R</b> (1, 4) OBP: 0.350, SLG: 0.418			2-2 G6-3		1-1 P6		2-1 SAFE 1B	4-0 24 HBP IBB	
<b>24 Grady Sizemore, L</b> (1, 8) OBP: 0.305, SLG: 0.327			2-2 G4-3		0-3 K		4-0 BB	1-0 2 FC6 HBP	
<b>2 Jhonny Peralta, R</b> (1, 5) OBP: 0.333, SLG: 0.357			2-2 G4-3		2-1 G6-3		2-3 K	0-1 FC6	

AB	R	H	RBI	BB	SO	LOB
4	0	0	0	0	0	0
2	0	0	0	2	0	0
3	0	0	0	0	2	2
1	1	1	1	0	0	0
3	0	0	0	1	0	1
0	1	0	0	0	0	0
0	0	0	0	0	0	0
3	1	0	0	1	2	0
4	2	3	3	0	0	0
3	0	1	1	1	0	0
2	0	0	0	1	1	0
4	0	0	0	0	1	5

WP	PA
0	36

**Minnesota Twins @ Cleveland Indians**  
**Jacobs Field, Cleveland, OH**  
 Sat Sep 25 2004, 7:05 PM EDT  
 Att: 23,541 - Unknown - 66 F

AB	29
R	5
H	5
RBI	5
BB	6
SO	6
LOB	8



Inning Stats		R	H	E	K	S	P	R		H	E	K	S	P	ERA	WHIP
R: 0 H: 0 E: 0 K: 1 S: 7		0	0	0	1	14		R: 0 H: 0 E: 0 K: 1 S: 8		0	0	0	1	14		
R: 0 H: 0 E: 0 K: 1 S: 10		0	0	0	1	16		R: 1 H: 1 E: 0 K: 1 S: 8		1	1	0	1	10	2.57	0.857
R: 0 H: 0 E: 0 K: 1 S: 8		0	0	0	1	16		R: 0 H: 0 E: 0 K: 1 S: 8		0	0	1	19			
R: 1 H: 2 E: 0 K: 2 S: 12		1	2	0	2	21		R: 3 H: 2 E: 0 K: 0 S: 8		3	2	0	3	25		

PITCHER		IP	WLS	BF	H	R	ER	SO	BB	IBB	HBP	BLK	WP	HR	S	P	ERA	WHIP
<b>Brad Radke, R</b> (1, 1) ERA: 3.48		7.0		27	3	2	2	6	3	0	0	0	0	1	61	110	2.57	0.857
<b>J.C. Romero, L</b> (8, 1) ERA: 3.04		0.2	L	8	2	3	3	0	2	1	1	0	0	1	6	23	40.50	6.000
<b>Grant Balfour, R</b> (8, 1) ERA: 4.04		0.1		1	0	0	0	0	0	0	0	0	0	0	2	2	0.00	0.000

Batter	1	2	3	4	5	6	7	8	9	AB R H RBI BB SO LOB	TOP											
Jason Kubel, L (1, 7) OBP: 0.357, SLG: 0.500	3-3 K		2-3 K	4-0 BB		1-0 G1-3			0-1 G6-3	4 0 0 0 1 2 3												
Jacque Jones, L (1, 9) OBP: 0.316, SLG: 0.432	3-1 1B		0-1 20 S 33 1B	2-1 G3			0-2 G4-3		2-1 20 BB 33 1B	5 2 2 2 0 0 2												
20 Lew Ford, R (1, 8) OBP: 0.388, SLG: 0.457	2-0 P6		2-1 G5-3		2-2 33 G6-3 SF7		2-3 K		4-2 33 1B BB	4 1 1 0 1 1 2												
33 Justin Moreau, L (1, 3) OBP: 0.343, SLG: 0.544	1-3 K2-3		1-2 2-H 1B		0-0 G6-3		1-3 K		0-2 1-3 2-H 1B	5 0 2 2 0 2 2												
Corey Koskie, L (1, 10) OBP: 0.334, SLG: 0.483		1-3 K	1-3 K		0-2 3-H SF7			3-1 F7	0-1 F9	4 0 0 1 0 2 3												
5 Michael Cuddyer, R (1, 5) OBP: 0.340, SLG: 0.425		2-1 L7		2-1 P4	2-2 G5-3			4-1 S BB		3 0 0 0 1 0 0												
Cristian Guzman, S (1, 6) OBP: 0.311, SLG: 0.388		1-1 F8		2-0 WP BB SF9 1B		2-0 G4-3		1-3 SAFE K		4 1 1 0 0 1 1												
Augie Ojeda, S (1, 4) OBP: 0.419, SLG: 0.472			4-1 2B 1B BB	4-1 WP BB		2-1 G4-3		1-0 G4-3		2 1 0 0 2 0 1												
Henry Blanco, R (1, 2) OBP: 0.257, SLG: 0.364			3-2 SAFE 1B 2B	3-2 SF9		2-1 1B			2-0 G5-3	3 1 2 1 0 0 0												
<b>Inning Stats</b>	R: 0 E: 0 K: 2 S: 10	H: 1 LOB: 1 BB: 0 P: 19	R: 0 E: 0 K: 1 S: 7	H: 0 LOB: 0 BB: 0 P: 11	R: 3 E: 0 K: 2 S: 19	H: 3 LOB: 1 BB: 1 P: 32	R: 1 E: 0 K: 0 S: 10	H: 1 LOB: 2 BB: 2 P: 27	R: 1 E: 0 K: 0 S: 10	H: 1 LOB: 0 BB: 0 P: 14	R: 0 E: 0 K: 2 S: 6	H: 1 LOB: 1 BB: 0 P: 13	R: 0 E: 0 K: 2 S: 10	H: 0 LOB: 0 BB: 0 P: 13	R: 0 E: 0 K: 1 S: 7	H: 0 LOB: 1 BB: 1 P: 16	R: 1 E: 1 K: 0 S: 12	H: 1 LOB: 2 BB: 1 P: 20	1B: 6 2B: 2 3B: 0 HR: 0	SF: 2 SAC: 0 DP: 0 HBP: 0	WP: 1 PB: 0 SB: 2 CS: 0	PA: 41
<b>PITCHER</b>	IP WLS BF H R ER SO BB IBB HBP BLK WP HR S P ERA WHIP																					
Francisco Cruceta, R (1, 1) ERA: 9.39	3.2 L 19 5 4 4 5 3 0 0 0 1 0 44 85 9.82 2.182																					
Rick White, R (4, 1) ERA: 5.29	2.1 9 2 1 1 0 0 0 0 0 0 0 0 18 31 3.86 0.857																					
Cliff Bartosh, L (7, 1) ERA: 5.09	1.1 4 0 0 0 2 0 0 0 0 0 0 0 12 18 0.00 0.000																					
Jason Davis, R (8, 1) ERA: 5.56	1.2 9 1 1 0 1 2 0 0 0 0 0 0 17 31 0.00 1.800																					

Minnesota Twins @ Cleveland Indians  
 Jacobs Field, Cleveland, OH  
 Sun Sep 26 2004, 1:05 PM EDT  
 Att. 22,091 - Sunny - 67 F

livebaseballscorecards.com

AB	34
R	6
H	8
RBI	6
BB	5
SO	8
LOB	14





Batter	1	2	3	4	5	6	7	8	9	AB	R	H	RBI	BB	SO	LOB	BOTTOM			
<b>Matt Lawton, L</b> (1, 9) OBP: 0.369, SLG: 0.427	2-2 G4-3		4-1 1B BB		3-2 G3		0-1 F8			3	0	0	0	1	0	1	<b>Minnesota Twins @ Cleveland Indians</b> Jacobs Field, Cleveland, OH Sun Sep 26 2004, 1:05 PM EDT Att: 22,091 - Sunny - 67 F <a href="http://livebaseballscorecards.com">livebaseballscorecards.com</a>			
<b>Omar Vizquel, S</b> (1, 6) OBP: 0.353, SLG: 0.389 <b>2 Jhonny Peralta, R</b> (9, 6) OBP: 0.333, SLG: 0.357	1-2 P5		0-1 P6			1-0 G4-6-3 1B		2-2 G4-3		4	0	1	0	0	0	1				
<b>Casey Blake, R</b> (1, 5) OBP: 0.356, SLG: 0.491	1-0 F9		1-1 G6-4-3 1B			2-1 G4-6-3 1-2f		4-2 BB		3	0	1	0	1	0	1				
<b>Josh Phelps, R</b> (1, 10) OBP: 0.310, SLG: 0.452		1-3 K	1-1 G6-4-3 1-2f			0-0 1B 1B		1-3 K		4	0	1	0	0	2	3				
<b>Ben Broussard, L</b> (1, 3) OBP: 0.366, SLG: 0.472		0-2 F7		2-0 G6-3		0-0 1B		2-3 K		4	0	1	0	0	1	1				
<b>Coco Crisp, S</b> (1, 7) OBP: 0.347, SLG: 0.454		2-1 S 24 1B		1-1 F9		1-2 G4-3			0-2 G3 24 G4-3 WP 1B	4	2	2	0	0	0	2				
<b>Josh Bard, S</b> (1, 2) OBP: 0.467, SLG: 0.750		4-0 24 1B		0-1 G1-3			0-0 G4-3		2-2 G3	3	0	0	0	1	0	1				
<b>24 Grady Sizemore, L</b> (1, 8) OBP: 0.318, SLG: 0.351		1-1 1-2 2-H 1B			0-0 G6-3 1B		2-2 G4-3 2B		2-1 G4-3 3-H	4	0	3	2	0	0	0				
<b>John McDonald, R</b> (1, 4) OBP: 0.237, SLG: 0.344 <b>Ronnie Belliard, R</b> (7, PH) OBP: 0.349, SLG: 0.417 (8, 4)		2-2 P4			0-0 G6-3 1-2f		2-2 G6-3		1-1 P6	2	0	0	0	0	0	3				
										2	0	0	0	0	0	1				
<b>Inning Stats</b>	R: 0 E: 0 K: 0 S: 8	H: 0 LOB: 0 BB: 0 P: 12	R: 1 E: 0 K: 1 S: 13	H: 2 LOB: 2 BB: 1 P: 23	R: 0 E: 0 K: 0 S: 7	H: 1 LOB: 1 BB: 1 P: 13	R: 0 E: 0 K: 0 S: 5	H: 0 LOB: 0 BB: 0 P: 8	R: 0 E: 0 K: 0 S: 5	H: 3 LOB: 2 BB: 0 P: 12	R: 0 E: 0 K: 0 S: 13	H: 1 LOB: 1 BB: 0 P: 17	R: 0 E: 0 K: 2 S: 15	H: 0 LOB: 1 BB: 1 P: 24	R: 1 E: 0 K: 0 S: 11	H: 1 LOB: 0 BB: 0 P: 16	1B: 8 2B: 1 3B: 0 HR: 0	SF: 0 SAC: 0 DP: 3 HBP: 0	WP: 1 PB: 0 SB: 1 CS: 0	PA: 36
<b>PITCHER</b>	IP WLS BF H R ER SO	W W 4 0 0 0 2	H R ER SO	H R ER SO	BB IBB HBP BLK WP HR S P	ERA WHIP	<b>PITCHER</b>	IP WLS BF H R ER SO	BB IBB HBP BLK WP HR S P	ERA WHIP										
<b>Carlos Silva, R</b> (1, 1) ERA: 4.16	7.0	28	8	1	1	1	1.29	1.429												
<b>Juan Rincon, R</b> (8, 1) ERA: 2.67	1.0	4	0	0	0	2	0.00	1.000												
<b>36 Joe Nathan, R</b> (9, 1) ERA: 1.7	1.0	4	1	1	1	0	9.00	1.000												

AB	33
R	2
H	9
RBI	2
BB	3
SO	3
LOB	14



Batter	1	2	3	4	5	6	7	8	9	AB R H RBI BB SO LOB	TOP																	
<b>Matt Lawton, L</b> OBP: 0.367, SLG: 0.424 (1, 9) C B B C X	2-2 G4-3 ①		2-3 K 1-2 ②		2-2 F7 ③			3-2 F8 ① 1 SAFE B B B B 1 SAFE F X	4-2 BLK 1B BB	4 1 0 0 1 1 3																		
<b>Omar Vizquel, S</b> OBP: 0.355, SLG: 0.390 (1, 6) C X	0-1 1B 1B		1-2 P5 ③			3-2 P5 ①		4-0 1B BB 1-2	1-1 1B 1B 1-H	4 2 2 1 1 0 1																		
<b>Ben Broussard, L</b> OBP: 0.366, SLG: 0.471 (1, 3) X	0-0 41 G4-6-3 1B 1-3			3-2 F8 ①		1-0 G6-3 ②		2-2 F7 ②	1-2 41 2B 1B 2-H	5 1 2 1 0 0 2																		
<b>41 Victor Martinez, S</b> OBP: 0.360, SLG: 0.497 (1, 2) B X	1-0 G4-6-3 ② 1-2f			0-0 G3-1 ②		3-2 F7 ③		2-2 1B 1B HBP 1-2 2-3	0-2 1B 2B 1-H	4 1 1 1 0 0 2																		
<b>Casey Blake, R</b> OBP: 0.358, SLG: 0.492 (1, 5)		1-3 K ①		1-1 1B ③			1-3 K ①	2-2 1B 1B 1-2 2-H 3-H	3-2 1B 1B 2-H	5 0 3 3 0 2 0																		
<b>Coco Crisp, S</b> OBP: 0.347, SLG: 0.453 (1, 7)		2-2 G1-3 ②		1-1 F7 ③			0-0 1B X	2-2 1B 1B 1-2 2-3	3-2 P6 ③	5 0 2 0 0 0 2																		
<b>Josh Phelps, R</b> OBP: 0.307, SLG: 0.447 (1, 10)		2-2 K ③			0-1 G4-3 ①		1-3 K ②	1-3 K ③		4 0 0 0 0 3 4																		
<b>Ronnie Belliard, R</b> OBP: 0.347, SLG: 0.414 (1, 4)			0-2 G6-3 ①		0-0 P5 ②		2-1 F7 ③		0-0 G5-3 ①	4 0 0 0 0 0 1																		
<b>24 Grady Sizemore, L</b> OBP: 0.331, SLG: 0.353 (1, 8)			4-2 S BB		4-2 BB			2-1 41 HBP BB 1B	3-3 K ②	2 1 1 0 2 1 0																		
<b>Inning Stats</b>	R: 0 E: 0 K: 0 S: 7 H: 2 LOB: 1 BB: 0 P: 10	R: 0 E: 0 K: 2 S: 9 H: 0 LOB: 0 BB: 0 P: 14	R: 0 E: 0 K: 1 S: 12 H: 0 LOB: 1 BB: 1 P: 19	R: 0 E: 0 K: 0 S: 9 H: 1 LOB: 1 BB: 0 P: 14	R: 0 E: 0 K: 0 S: 8 H: 0 LOB: 1 BB: 1 P: 14	R: 0 E: 0 K: 2 S: 9 H: 0 LOB: 0 BB: 0 P: 16	R: 0 E: 0 K: 2 S: 9 H: 1 LOB: 1 BB: 0 P: 13	R: 2 E: 0 K: 1 S: 22 H: 3 LOB: 3 BB: 1 P: 40	R: 4 E: 0 K: 1 S: 28 H: 4 LOB: 1 BB: 1 P: 43	1B: 10 2B: 1 3B: 0 HR: 0 SF: 0 SAC: 0 DP: 1 HBP: 1	WP: 0 PB: 0 SB: 1 CS: 0 PA: 42																	
<b>PITCHER</b>	IP WLS BF H R ER SO BB IBB HBP BLK WP HR S P ERA WHIP											<b>PITCHER</b>	IP WLS BF H R ER SO BB IBB HBP BLK WP HR S P ERA WHIP															
<b>23 Zack Greinke, R</b> ERA: 3.92 (1, 1)	7.0	L	26	4	0	0	5	2	0	0	0	0	0	63	100	0.00	0.857											
<b>Jaime Cerda, L</b> ERA: 2.78 (8, 1)	0.2	L	5	1	2	2	0	1	0	1	0	0	0	12	25	27.00	3.000											
<b>D.J. Carrasco, R</b> ERA: 3.58 (8, 1)	0.1	B	3	2	0	0	1	0	0	0	0	0	0	10	15	0.00	6.000											
<b>Jeremy Affeldt, L</b> ERA: 5.09 (9, 1)	0.2		7	4	4	4	1	1	0	0	1	0	0	24	36	54.00	7.500											
<b>Jimmy Serrano, R</b> ERA: 4.78 (9, 1)	0.1		1	0	0	0	0	0	0	0	0	0	0	4	7	0.00	0.000											

Cleveland Indians @ Kansas City Royals  
Kauffman Stadium, Kansas City, MO

Mon Sep 27 2004, 7:10 PM CDT  
Att. 11,544 - Sunny - 72 F

AB	37
R	6
H	11
RBI	6
BB	4
SO	7
LOB	15



livebaseballscorecards.com

Batter	1	2	3	4	5	6	7	8	9	AB R H RBI BB SO LOB
9 David DeJesus, L (1, 8) OBP: 0.357, SLG: 0.396	0-1 G3		1-2 F8			2-1 HR		2-2 F8		4 1 1 1 0 0 0
4 Angel Berroa, R (1, 6) OBP: 0.307, SLG: 0.382	3-2 G4-3		1-2 F8			0-0 CS 1B		2-2 P3		4 0 1 0 0 0 0
Joe Randa, R (1, 5) OBP: 0.348, SLG: 0.417	3-2 E9 1B		3-1 G6-3			3-2 L6 1-2			1-3 K	4 0 1 0 0 1 1
Matt Stairs, L (1, 3) OBP: 0.345, SLG: 0.462	4-1 BB			1-1 G1-3		1-1 2B			3-1 F7	3 0 1 0 1 0 0
Abraham Nunez, S (1, 9) OBP: 0.302, SLG: 0.337	0-3 K			1-1 G4-3		3-0 G1-3			2-1 F8	4 0 0 0 0 1 3
Calvin Pickering, L (1, 10) OBP: 0.350, SLG: 0.524		4-1 FC3-5 1B BB		2-1 G5-3			1-1 G6-3			2 0 0 0 1 0 0
Dee Brown, L (1, 7) OBP: 0.294, SLG: 0.354		0-0 FC3-5 1B			0-2 F8		1-0 G4-3			3 0 1 0 0 0 0
Alberto Castillo, R (1, 2) OBP: 0.360, SLG: 0.372		1-1 FC3-5 G1-6-3 1-2 2-3f			2-1 G1-3		2-3 K			3 0 0 0 0 1 2
Ruben Gotay, S (1, 4) OBP: 0.322, SLG: 0.353		3-2 G1-6-3 1-2f			0-2 F8			1-3 K		3 0 0 0 0 1 2

Inning Stats	R: 0	H: 1	E: 1	K: 1	S: 12	LOB: 2	BB: 1	P: 22	R: 0	H: 1	E: 0	K: 0	S: 8	LOB: 1	BB: 1	P: 16	R: 0	H: 0	E: 0	K: 0	S: 8	LOB: 0	BB: 0	P: 13	R: 0	H: 0	E: 0	K: 0	S: 6	LOB: 0	BB: 0	P: 10	R: 1	H: 3	E: 0	K: 0	S: 11	LOB: 1	BB: 0	P: 19	R: 0	H: 0	E: 0	K: 1	S: 6	LOB: 0	BB: 0	P: 10	R: 0	H: 0	E: 0	K: 1	S: 9	LOB: 0	BB: 0	P: 14	R: 0	H: 0	E: 0	K: 1	S: 8	LOB: 0	BB: 0	P: 14	1B: 3	SF: 0	2B: 1	SAC: 0	3B: 0	DP: 1	HR: 1	HBP: 0	WP: 0	PA: 32
--------------	------	------	------	------	-------	--------	-------	-------	------	------	------	------	------	--------	-------	-------	------	------	------	------	------	--------	-------	-------	------	------	------	------	------	--------	-------	-------	------	------	------	------	-------	--------	-------	-------	------	------	------	------	------	--------	-------	-------	------	------	------	------	------	--------	-------	-------	------	------	------	------	------	--------	-------	-------	-------	-------	-------	--------	-------	-------	-------	--------	-------	--------

PITCHER	IP	WLS	BF	H	R	ER	SO	BB	IBB	HBP	BLK	WP	HR	S	P	ERA	WHIP
37 Jake Westbrook, R (1, 1) ERA: 3.28	7.0	W	26	5	1	1	2	2	0	0	0	0	1	59	100	1.29	1.000
Bob Howry, R (8, 1) ERA: 2.38	1.0	H	3	0	0	0	1	0	0	0	0	0	0	9	14	0.00	0.000
63 Rafael Betancourt, R (9, 1) ERA: 4.08	1.0		3	0	0	0	1	0	0	0	0	0	0	8	14	0.00	0.000

**BOTTOM**

**Cleveland Indians @ Kansas City Royals**  
**Kauffman Stadium, Kansas City, MO**  
 Mon Sep 27 2004, 7:10 PM CDT  
 Att: 11,544 - Sunny - 72 F

AB	30
R	1
H	5
RBI	1
BB	2
SO	4
LOB	8



PITCHER	IP	WLS	BF	H	R	ER	SO	BB	IBB	HBP	BLK	WP	HR	S	P	ERA	WHIP
---------	----	-----	----	---	---	----	----	----	-----	-----	-----	----	----	---	---	-----	------

Batter	1	2	3	4	5	6	7	8	9	AB R H RBI BB SO LOB	TOP											
Ronnie Belliard, R (1, 10) OBP: 0.346, SLG: 0.418	0-0 F9		2-2 F9		0-1 HR		1-1 G6-3			4 1 1 1 0 0 2												
Coco Crisp, S (1, 7) OBP: 0.346, SLG: 0.451	2-3 K		2-3 K		0-0 HR		1-0 F8			4 1 1 0 0 2 2												
Casey Blake, R (1, 5) OBP: 0.357, SLG: 0.496	1-3 K		2-3 K		3-2 HR			2-1 F9		4 1 1 2 0 2 2												
41 Victor Martinez, S (1, 2) OBP: 0.361, SLG: 0.499		2-3 K		0-0 2B	0-0 1B			1-0 F9		4 1 2 0 0 1 0												
Josh Phelps, R (1, 3) OBP: 0.307, SLG: 0.449		2-1 G4-3		1-2 2B	0-1 G5-4-3			1-3 K2-3		3 0 1 1 0 0 1												
Ben Broussard, L (7, 3) OBP: 0.366, SLG: 0.470				2-H	1-2f					1 0 0 0 0 1 0												
Ryan Ludwick, R (1, 9) OBP: 0.317, SLG: 0.459		1-1 HR		1-1 F8		1-2 P3			3-3 K	4 1 1 1 0 1 1												
2 Jhonny Peralta, R (1, 6) OBP: 0.316, SLG: 0.333		3-2 F7		1-0 F9		2-2 G6-3			1-0 1B	4 0 1 0 0 0 1												
24 Grady Sizemore, L (1, 8) OBP: 0.329, SLG: 0.350			0-1 1B	0-1 P5		1-1 F8			1-3 K	4 0 1 0 0 1 2												
Brandon Phillips, R (1, 4) OBP: 0.263, SLG: 0.294			1-2 1B		2-0 F9		0-0 L5		0-0 F8	4 0 1 0 0 0 1												
<b>Inning Stats</b>	R: 0 E: 0 K: 2 S: 8	H: 0 LOB: 0 BB: 0 P: 11	R: 1 E: 0 K: 1 S: 12	H: 1 LOB: 0 BB: 0 P: 20	R: 0 E: 0 K: 2 S: 18	H: 2 LOB: 2 BB: 0 P: 25	R: 1 E: 0 K: 0 S: 10	H: 2 LOB: 1 BB: 0 P: 13	R: 3 E: 0 K: 0 S: 10	H: 4 LOB: 0 BB: 0 P: 15	R: 0 E: 0 K: 0 S: 8	H: 0 LOB: 0 BB: 0 P: 12	R: 0 E: 0 K: 0 S: 4	H: 0 LOB: 0 BB: 0 P: 6	R: 0 E: 0 K: 1 S: 6	H: 0 LOB: 0 BB: 0 P: 10	R: 0 E: 0 K: 2 S: 8	H: 1 LOB: 1 BB: 0 P: 13	1B: 5 2B: 2 3B: 0 HR: 3	SF: 0 SAC: 0 DP: 1 HBP: 0	WP: 0 PB: 0 SB: 0 CS: 0	PA: 36
<b>PITCHER</b>	IP WLS BF H R ER SO BB IBB HBP BLK WP HR S P ERA WHIP																					
Darrell May, L (1, 1) ERA: 5.61	6.0 L 26 9 5 5 5 0 0 0 0 0 3 66 96 7.50 1.500																					
Matt Kinney, R (7, 1) ERA: 6.14	3.0 10 1 0 0 3 0 0 0 0 0 0 18 29 0.00 0.333																					

Cleveland Indians @ Kansas City Royals  
Kauffman Stadium, Kansas City, MO

Tue Sep 28 2004, 7:10 PM CDT  
Att. 11,847 - Sunny - 69 F

livebaseballscorecards.com

AB	36
R	5
H	10
RBI	5
BB	0
SO	8
LOB	12



Batter	1	2	3	4	5	6	7	8	9	AB	R	H	RBI	BB	SO	LOB
9 David DeJesus, L OBP: 0.356, SLG: 0.395 (1, 8)	1-1 F7		2-2 F7			2-1 4 BB 1B		2-2 P4		4	0	1	0	0	0	0
4 Angel Berroa, R OBP: 0.309, SLG: 0.384 (1, 6)	1-1 WP 2B			2-2 F9		4-1 BB			0-1 G1-3	3	1	1	0	1	0	0
Joe Randa, R OBP: 0.345, SLG: 0.414 (1, 5)	3-2 F8 2-H			1-1 P4		2-0 F8			2-3 K	4	0	0	0	0	1	2
Matt Stairs, L OBP: 0.342, SLG: 0.457 (1, 3)	1-2 G4-3			1-2 G1-3			3-1 F7		2-0 G3	4	0	0	0	0	0	0
Abraham Nunez, S OBP: 0.302, SLG: 0.337 (1, 9)		0-2 K			0-0 F7		0-0 1B			3	0	1	0	0	1	0
14 John Buck, R OBP: 0.280, SLG: 0.438 (1, 10)		2-3 K			0-3 K		1-2 F9			3	0	0	0	0	2	1
Desi Relaford, S OBP: 0.294, SLG: 0.303 (1, 7)		1-2 L4			2-1 F9		1-1 P6			3	0	0	0	0	0	1
Donnie Murphy, R OBP: 0.174, SLG: 0.304 (1, 4)			0-3 K			1-3 K			2-3 K	3	0	0	0	0	3	0
Paul Phillips, R OBP: 0.333, SLG: 0.200 (1, 2)			2-0 F9			1-3 K			1-1 P4	3	0	0	0	0	1	0

Inning Stats	R: 1	H: 1	E: 0	K: 0	S: 12	LOB: 0	BB: 0	P: 18	R: 0	H: 0	E: 0	K: 2	S: 10	LOB: 0	BB: 0	P: 13	R: 0	H: 0	E: 0	K: 1	S: 7	LOB: 0	BB: 0	P: 11	R: 0	H: 0	E: 0	K: 0	S: 9	LOB: 0	BB: 0	P: 13	R: 0	H: 1	E: 0	K: 2	S: 10	LOB: 2	BB: 1	P: 20	R: 0	H: 1	E: 0	K: 0	S: 8	LOB: 1	BB: 0	P: 13	R: 0	H: 0	E: 0	K: 1	S: 9	LOB: 0	BB: 0	P: 14	R: 0	H: 0	E: 0	K: 1	S: 6	LOB: 0	BB: 0	P: 10	1B: 2	SF: 0	2B: 1	SAC: 0	3B: 0	DP: 0	HR: 0	HBP: 0	WP: 1	PA: 31
--------------	------	------	------	------	-------	--------	-------	-------	------	------	------	------	-------	--------	-------	-------	------	------	------	------	------	--------	-------	-------	------	------	------	------	------	--------	-------	-------	------	------	------	------	-------	--------	-------	-------	------	------	------	------	------	--------	-------	-------	------	------	------	------	------	--------	-------	-------	------	------	------	------	------	--------	-------	-------	-------	-------	-------	--------	-------	-------	-------	--------	-------	--------

PITCHER	IP	WLS	BF	H	R	ER	SO	BB	IBB	HBP	BLK	WP	HR	S	P	ERA	WHIP
31 Cliff Lee, L ERA: 5.55 (1, 1)	6.1	W	23	3	1	1	6	1	0	0	0	1	0	57	89	1.42	0.632
David Riske, R ERA: 3.67 (7, 1)	1.2		5	0	0	0	1	0	0	0	0	0	0	14	21	0.00	0.000
Bob Wickman, R ERA: 4.55 (9, 1)	1.0		3	0	0	0	1	0	0	0	0	0	0	6	10	0.00	0.000

**BOTTOM**

**Cleveland Indians @ Kansas City Royals**  
**Kauffman Stadium, Kansas City, MO**  
 Tue Sep 28 2004, 7:10 PM CDT  
 Att: 11,847 - Sunny - 69 F

livebaseballscores.com

<b>AB</b>	<b>30</b>
<b>R</b>	<b>1</b>
<b>H</b>	<b>3</b>
<b>RBI</b>	<b>0</b>
<b>BB</b>	<b>1</b>
<b>SO</b>	<b>8</b>
<b>LOB</b>	<b>4</b>



Batter	1	2	3	4	5	6	7	8	9	AB R H RBI BB SO LOB	TOP											
<b>Matt Lawton, L</b> (1, 9) OBP: 0.366, SLG: 0.421	0-2 G1-3	0-0 G3			1-1 L8	2-1 G4-3			4-1 BB	4 0 0 0 1 0 3												
<b>Omar Vizquel, S</b> (1, 6) OBP: 0.355, SLG: 0.390	3-2 41 S 1B		3-3 K		1-1 1B		1-2 G3		3-1 L7	5 1 2 0 0 1 2												
<b>Ben Broussard, L</b> (1, 3) OBP: 0.364, SLG: 0.474	2-1 F7		0-0 HR		0-0 G4-3		1-1 G3-1		3-3 K	5 1 1 1 0 1 4												
<b>41 Victor Martinez, S</b> (1, 2) OBP: 0.361, SLG: 0.497	3-1 1-H 1B		3-3 K			2-2 G6-3		2-0 P4		4 0 1 1 0 1 0												
<b>Casey Blake, R</b> (1, 5) OBP: 0.358, SLG: 0.494	3-1 F7		2-1 G6-3		H E HBP		4-2 K2 BB			2 1 0 0 1 0 1												
<b>Coco Crisp, S</b> (1, 7) OBP: 0.344, SLG: 0.448		1-0 F8		0-1 G4-3	2-1 F9		1-2 F7			4 0 0 0 0 0 2												
<b>Josh Phelps, R</b> (1, 10) OBP: 0.309, SLG: 0.453		1-1 24 1B 1B		2-2 F7	1-0 E6 24 2B 2B		3-3 K2			4 1 2 1 0 1 1												
<b>24 Grady Sizemore, L</b> (1, 8) OBP: 0.333, SLG: 0.363		1-0 1 SAFE 1 SAFE X		3-2 G3	2-0 1B 2B			1-0 G6-3		4 1 2 1 0 0 0												
<b>Ronnie Belliard, R</b> (1, 4) OBP: 0.347, SLG: 0.419		2-3 K		2-2 G5-3	0-0 S 1B			2-0 BB 1B		4 0 2 1 0 1 2												
<b>Inning Stats</b>	R: 1 E: 0 K: 0 S: 12	H: 2 LOB: 1 BB: 0 P: 23	R: 0 E: 0 K: 1 S: 8	H: 2 LOB: 2 BB: 0 P: 13	R: 1 E: 0 K: 2 S: 9	H: 1 LOB: 0 BB: 0 P: 17	R: 0 E: 0 K: 0 S: 8	H: 0 LOB: 0 BB: 0 P: 13	R: 0 E: 0 K: 0 S: 8	H: 1 LOB: 1 BB: 0 P: 12	R: 3 E: 1 K: 0 S: 11	H: 3 LOB: 1 BB: 0 P: 21	R: 0 E: 0 K: 0 S: 6	H: 0 LOB: 0 BB: 0 P: 10	R: 0 E: 0 K: 1 S: 9	H: 0 LOB: 1 BB: 1 P: 17	R: 0 E: 0 K: 1 S: 8	H: 1 LOB: 2 BB: 1 P: 21	1B: 7 2B: 3 3B: 0 HR: 1	SF: 0 SAC: 0 DP: 1 HBP: 1	WP: 0 PB: 0 SB: 2 CS: 0	PA: 39
<b>PITCHER</b>	IP WLS BF H R ER SO BB IBB HBP BLK WP HR S P ERA WHIP												<b>PITCHER</b>	IP WLS BF H R ER SO BB IBB HBP BLK WP HR S P ERA WHIP								
<b>Mike Wood, R</b> (1, 1) ERA: 5.94	5.2 L 27 9 5 5 3 0 0 1 0 0 0 1 54 95 7.94 1.588																					
<b>Dennys Reyes, L</b> (6, 1) ERA: 4.79	2.1 7 0 0 0 1 1 0 0 0 0 0 0 17 31 0.00 0.429																					
<b>Mike MacDougal, R</b> (9, 1) ERA: 6.1	1.0 5 1 0 0 1 1 0 0 0 0 0 0 8 21 0.00 2.000																					

**Cleveland Indians @ Kansas City Royals**  
**Kauffman Stadium, Kansas City, MO**  
 Wed Sep 29 2004, 7:10 PM CDT  
 Att. 11,193 - Sunny - 68 F

[livebaseballscorecards.com](http://livebaseballscorecards.com)

<b>AB</b>	<b>36</b>
<b>R</b>	<b>5</b>
<b>H</b>	<b>10</b>
<b>RBI</b>	<b>5</b>
<b>BB</b>	<b>2</b>
<b>SO</b>	<b>5</b>
<b>LOB</b>	<b>15</b>



BOTTOM

Cleveland Indians @ Kansas City Royals  
Kauffman Stadium, Kansas City, MO

Wed Sep 29 2004, 7:10 PM CDT  
Att. 11,193 - Sunny - 68 F

livebaseballscorecards.com

AB	37
R	2
H	10
RBI	2
BB	3
SO	8
LOB	22



WP:	0	PA:	40
PB:	0	SB:	0
CS:	0		

AB R H RBI BB SO LOB

4	0	1	0	1	0	0
5	0	2	0	0	1	4
5	0	1	1	0	1	4
4	0	2	0	1	0	3
3	0	0	0	1	1	6
4	0	0	0	0	3	4
4	1	1	0	0	1	0
4	1	2	0	0	1	0
4	0	1	1	0	0	1

2-1	
1-2	
0-3	
0-0	
1-3	
2-3	
3-2	
0-3	
2-2	

0-0	
2-1	
1-3	
2-3	
3-2	
0-3	
2-2	

3-2	
2-3	
0-0	
2-1	
1-3	
2-3	
3-2	
0-3	
2-2	

3-2	
0-1	
0-1	
2-2	
1-3	
1-0	
2-3	
0-1	
0-1	
1-1	

1-2	
1-2	
1-2	
1-3	
1-0	

4-2	
1-1	
2-2	
4-0	
1-0	
3-3	
0-3	
2-1	
0-0	
0-2	

1-1	
0-1	
1-0	
0-0	
4-2	
2-0	
0-3	
1-0	
2-1	
0-0	
0-2	

1-1	
1-1	
2-2	
0-0	
4-2	
2-0	
0-3	
1-0	
2-1	
0-0	
0-2	

1-1	
0-1	
1-0	
0-0	
4-2	
2-0	
0-3	
1-0	
2-1	
0-0	
0-2	

1-1	
0-1	
1-0	
0-0	
4-2	
2-0	
0-3	
1-0	
2-1	
0-0	
0-2	

1-1	
0-1	
1-0	
0-0	
4-2	
2-0	
0-3	
1-0	
2-1	
0-0	
0-2	

Inning Stats															PITCHER																																																																																																															
R: 0	H: 2	E: 0	K: 10	S: 10	H: 2	LOB: 3	BB: 1	P: 18	R: 2	H: 3	E: 0	K: 14	S: 14	H: 3	LOB: 3	BB: 2	P: 29	R: 0	H: 1	E: 0	K: 9	S: 9	H: 1	LOB: 1	BB: 0	P: 12	R: 0	H: 2	E: 0	K: 11	S: 11	H: 2	LOB: 2	BB: 0	P: 17	R: 0	H: 0	E: 0	K: 7	S: 7	H: 0	LOB: 0	BB: 0	P: 9	R: 0	H: 0	E: 0	K: 1	S: 8	H: 0	LOB: 0	BB: 0	P: 14	R: 0	H: 1	E: 0	K: 9	S: 9	H: 1	LOB: 1	BB: 0	P: 14	R: 0	H: 0	E: 0	K: 10	S: 10	H: 0	LOB: 0	BB: 0	P: 15	R: 0	H: 1	E: 0	K: 11	S: 11	H: 1	LOB: 1	BB: 0	P: 14	1B: 9	SF: 0	2B: 1	SAC: 0	3B: 0	DP: 0	HR: 0	HBP: 0	WP: 0	PA: 40	ERA: 4.4	WHIP: 2.750	IP: 4.0	WLS: 0	BF: 23	H: 8	R: 2	ER: 2	SO: 2	BB: 3	IBB: 0	HBP: 0	BLK: 0	WP: 0	HR: 0	S: 44	P: 76	ERA: 4.50	WHIP: 2.750	IP: 1.0	WLS: 1	BF: 4	H: 1	R: 0	ER: 0	SO: 1	BB: 0	IBB: 0	HBP: 0	BLK: 0	WP: 0	HR: 0	S: 11	P: 14	ERA: 0.00	WHIP: 1.000
<b>9 David DeJesus, L</b> (1, 8) OBP: 0.357, SLG: 0.396															<b>Bob Wickman, R</b> (9, 1) ERA: 4.4																																																																																																															
<b>4 Angel Berroa, R</b> (1, 6) OBP: 0.310, SLG: 0.384															<b>Kyle Denney, R</b> (1, 1) ERA: 9.56																																																																																																															
<b>Joe Randa, R</b> (1, 5) OBP: 0.344, SLG: 0.412															<b>Cliff Bartosh, L</b> (5, 1) ERA: 4.82																																																																																																															
<b>Matt Stairs, L</b> (1, 3) OBP: 0.344, SLG: 0.458															<b>59 Matt Miller, R</b> (6, 1) ERA: 3.23																																																																																																															
<b>Abraham Nunez, S</b> (1, 9) OBP: 0.302, SLG: 0.333															<b>63 Rafael Betancourt, R</b> (7, 1) ERA: 4.02																																																																																																															
<b>Calvin Pickering, L</b> (1, 10) OBP: 0.339, SLG: 0.505															<b>Bob Howry, R</b> (8, 1) ERA: 2.32																																																																																																															
<b>14 John Buck, R</b> (1, 2) OBP: 0.280, SLG: 0.434																																																																																																																														
<b>Alexis Gomez, L</b> (1, 7) OBP: 0.323, SLG: 0.310																																																																																																																														
<b>Donnie Murphy, R</b> (1, 4) OBP: 0.185, SLG: 0.296																																																																																																																														

Batter	1	2	3	4	5	6	7	8	9	AB R H RBI BB SO LOB	TOP					
Ronnie Belliard, R (1, 4) OBP: 0.349, SLG: 0.427	0-0 1B		1-0 G5-3		0-0 SH3-4 2B		1-2 HR		0-3 K	5 1 3 1 0 1 0						
Omar Vizquel, S (1, 6) OBP: 0.353, SLG: 0.388	2-0 F8		2-2 G1-3		1-0 SH3-4		0-1 G3			3 0 0 0 0 0 1						
Ben Broussard, L (1, 3) OBP: 0.365, SLG: 0.473	2-1 F7		4-2 BB		0-0 FC4-2-5			2-1 FC5-4 1B		3 0 1 0 1 0 2						
Josh Phelps, R (1, 10) John McDonald, R (8, PR) OBP: 0.306, SLG: 0.448 OBP: 0.237, SLG: 0.344	2-0 P6		1-0 G5-3		0-1 F8			1-2 FC5-4 BB		4 0 0 0 0 0 4 0 0 0 0 0 0 0						
Casey Blake, R (1, 5) OBP: 0.358, SLG: 0.492		3-2 2B 1B		0-1 L6		0-1 F8		2-1 SAFE P5		4 1 1 0 0 0 1						
Coco Crisp, S (1, 7) OBP: 0.347, SLG: 0.451		0-0 E 1-H SF9 2B		0-2 1B 1B		1-1 G5-3		4-0 1-2 BB		3 1 2 1 1 0 0						
Ryan Ludwick, R (1, 9) OBP: 0.289, SLG: 0.415		1-2 F7		1 SAFE 1-1 P6		1-1 F8		2-2 P4		4 0 0 0 0 0 4						
Josh Bard, S (1, 2) OBP: 0.421, SLG: 0.667		2-1 SAFE SF9		1-0 1-2 1B		0-1 G6-3		3-2 G3-1		3 0 1 1 0 0 0						
24 Grady Sizemore, L (1, 8) OBP: 0.324, SLG: 0.352		2-0 G3		3-2 F7		2-0 F9		1-3 K		4 0 0 0 0 1 2						
<b>Inning Stats</b>	R: 0 H: 1 E: 0 LOB: 1 K: 0 BB: 0 S: 5 P: 11	R: 2 H: 2 E: 1 LOB: 0 K: 0 BB: 0 S: 11 P: 19	R: 0 H: 0 E: 0 LOB: 1 K: 0 BB: 1 S: 8 P: 16	R: 0 H: 2 E: 0 LOB: 2 K: 0 BB: 0 S: 11 P: 16	R: 0 H: 1 E: 0 LOB: 1 K: 0 BB: 0 S: 5 P: 6	R: 0 H: 0 E: 0 LOB: 0 K: 0 BB: 0 S: 6 P: 8	R: 1 H: 1 E: 0 LOB: 0 K: 0 BB: 0 S: 8 P: 11	R: 0 H: 1 E: 0 LOB: 2 K: 0 BB: 1 S: 11 P: 22	R: 0 H: 0 E: 0 LOB: 0 K: 2 BB: 0 S: 10 P: 14	1B: 5 SF: 1 2B: 2 SAC: 1 3B: 0 DP: 0 HR: 1 HBP: 0	WP: 0 PA: 37 PB: 0 SB: 0 CS: 0					
<b>PITCHER</b>	IP WLS BF H R ER SO BB IBB HBP BLK WP HR S P ERA WHIP															
Terry Mulholland, L (1, 1) ERA: 5.18	7.0	29	7	3	2	0	1	0	0	0	0	1	54	87	2.57	1.143
28 Jesse Crain, R (8, 1) ERA: 2.16	1.0	W	5	1	0	0	1	0	0	0	0	0	11	22	0.00	2.000
36 Joe Nathan, R (9, 1) ERA: 1.66	1.0	S	3	0	0	0	2	0	0	0	0	0	10	14	0.00	0.000

Cleveland Indians @ Minnesota Twins  
 Hubert H. Humphrey Metrodome, Minneapolis, MN  
 Fri Oct 01 2004, 8:10 PM EDT  
 Att. 25,322 - Unknown - 68 F

AB	33
R	3
H	8
RBI	3
BB	2
SO	2
LOB	14





Batter	1	2	3	4	5	6	7	8	9	AB R H RBI BB SO LOB	BOTTOM					
20 Lew Ford, R OBP: 0.381, SLG: 0.447 (1, 7)	1-0 33 S 1B		0-0 1-1 L3			1-0 F7		0-1 1B 1B		4 1 2 0 0 0 1	<b>Cleveland Indians @ Minnesota Twins</b> Hubert H. Humphrey Metrodome, Minneapolis, MN Fri Oct 01 2004, 8:10 PM EDT Att: 25,322 - Unknown - 68 F					
Jason Kubel, L OBP: 0.367, SLG: 0.444 (1, 9) Luis Rivas, R OBP: 0.283, SLG: 0.431 (8, PR) (9, 4)	3-1 F8		0-2 G6-3			3-2 G3		2-1 SAFE 1B 1B		4 0 1 0 0 0 1 0 1 0 0 0 0 0						
Torii Hunter, R OBP: 0.331, SLG: 0.480 (1, 8)	0-1 F7				0-0 P4	2-1 G5-3		4-2 1B BB		3 0 0 0 1 0 1						
33 Justin Morneau, L OBP: 0.340, SLG: 0.540 (1, 3)	4-1 1-2 BB				1-2 F7		1-2 F9	0-3 K		3 0 0 0 1 1 3						
Corey Koskie, L OBP: 0.344, SLG: 0.501 (1, 5)	1-2 P3				0-0 WP 2B		2-2 HR	0-0 BB 1-3 2-H 3-H 1B		4 1 3 3 0 0 2						
Jose Offerman, S OBP: 0.367, SLG: 0.400 (1, 10)		1-0 F7			2-1 F8 2-3		4-1 5 2B G6-3 BB	4-2 1-2 BB		2 1 0 0 2 0 1						
5 Michael Cuddyer, R OBP: 0.339, SLG: 0.428 (1, 4) Michael Restovich, R OBP: 0.333, SLG: 0.477 (9, 9)		0-1 G4-3			0-0 F8		0-1 SAFE G6-3 2B	2-3 K		4 0 1 0 0 1 3 0 0 0 0 0 0 0						
Cristian Guzman, S OBP: 0.308, SLG: 0.386 (1, 6)		1-1 F7			2-2 G4-3		1-1 G6-3	1-0 F7		4 0 0 1 0 0 4						
Pat Borders, R OBP: 0.255, SLG: 0.337 (1, 2) Terry Tiffie, S OBP: 0.341, SLG: 0.500 (7, PH) Henry Blanco, R OBP: 0.260, SLG: 0.365 (8, 2)			0-1 20 L3 1B		0-0 G5-3		2-3 3-H 1-2 G6-3			2 0 1 0 0 0 0 1 0 0 0 0 0 1 0 0 0 0 0 0 0						
<b>Inning Stats</b>	R: 0 H: 1 E: 0 K: 11 S: 11	H: 1 LOB: 2 BB: 1 P: 20	R: 0 H: 0 E: 0 K: 5 S: 5	H: 0 LOB: 0 BB: 0 P: 7	R: 0 H: 1 E: 0 K: 8 S: 8	H: 1 LOB: 1 BB: 0 P: 11	R: 0 H: 0 E: 0 K: 8 S: 8	H: 0 LOB: 0 BB: 0 P: 10	R: 0 H: 0 E: 0 K: 7 S: 7	H: 0 LOB: 1 BB: 0 P: 13		R: 2 H: 2 E: 0 K: 15 S: 15	H: 2 LOB: 1 BB: 1 P: 24	R: 2 H: 3 E: 0 K: 20 S: 20	H: 3 LOB: 3 BB: 2 P: 33	1B: 5 SF: 0 2B: 3 SAC: 0 3B: 0 DP: 1 HR: 1 HBP: 0
<b>PITCHER</b>	IP WLS BF H R ER SO BB IBB HBP BLK WP HR S P ERA WHIP												IP WLS BF H R ER SO BB IBB HBP BLK WP HR S P ERA WHIP			
Scott Elarton, R (1, 1) ERA: 5.9	6.2		5 2 2 0 2 0 0 0 0 0 0 0 1 58 88 2.70 1.050													
63 Rafael Betancourt, R (7, 1) ERA: 3.99	0.1	H	1 0 0 0 0 0 0 0 0 0 0 0 0 3 4 0.00 0.000													
Bob Howry, R (8, 1) ERA: 2.74	0.0	L	3 2 2 0 1 0 0 0 0 0 0 0 9 15 ∞ ∞													
Cliff Bartosh, L (8, 1) ERA: 4.74	0.1	B	2 1 0 0 1 0 0 0 0 0 0 0 4 4 0.00 3.000													
David Riske, R (8, 1) ERA: 3.64	0.2		3 0 0 0 1 1 0 0 0 0 0 0 7 14 0.00 1.500													

livebaseballscores.com

AB	31
R	4
H	8
RBI	4
BB	4
SO	2
LOB	17



Batter	1	2	3	4	5	6	7	8	9	10	11	12	AB R H RBI BB SO LOB	TOP							
<b>24 Grady Sizemore, L</b> OBP: 0.338, SLG: 0.398 (1, 8)	2-2 1B 3B	1-2 SAFE CS	2-2 SH1-3 1B		2-1 1B HR		4-2 41 F9 1B BB	1-2 SAFE CS	0-1 G4-3			0-1 G3-1	5 3 3 1 1 0 0								
<b>Coco Crisp, S</b> OBP: 0.345, SLG: 0.449 (1, 7)	1-0 41 G1-6-3 BB G6-3 1B		0-0 SH1-3 1-2		2-2 G4-3		1-3 SAFE K		1-2 G4-3			2-2 G4-3	5 1 1 1 0 1 1								
<b>Ben Broussard, L</b> OBP: 0.369, SLG: 0.482 <b>John McDonald, R</b> OBP: 0.237, SLG: 0.344 (12, PR) (12, 6)	4-0 41 G1-6-3 BB		2-1 F9		0-0 3B		2-1 SAFE FC5 1B		1-3 K			2-0 2B	5 0 3 0 1 1 1 0 0 0 0 0 0 0								
<b>41 Victor Martinez, S</b> OBP: 0.359, SLG: 0.492 (1, 2)	0-2 G1-6-3		0-2 F7		3-2 F8		0-0 F9					1-2 G6-3	5 0 0 0 1 0 6								
<b>Casey Blake, R</b> OBP: 0.356, SLG: 0.489 (1, 5) (12, 3)	1-2 G6-3				0-0 G6-3		2-1 F8		1-2 1B			1-3 K	6 0 1 2 0 1 3								
<b>Josh Phelps, R</b> OBP: 0.305, SLG: 0.452 (1, 10)	K				1-0 G4-3		2-0 HR		0-2 FC5			1-3 K2-3	5 1 1 1 0 2 3								
<b>Ryan Ludwick, R</b> OBP: 0.280, SLG: 0.391 (1, 9)			0-1 G6-3		1-0 FC6-4 1B		1-0 F9		2-2 P4			1-3 K	5 0 1 0 0 1 0								
<b>2 Jhonny Peralta, R</b> OBP: 0.333, SLG: 0.518 (1, 6) (12, 5)			0-3 K		0-0 FC6-4 1-2f		2-1 1B		4-2 FC4-6 BB			1-2 F7	4 0 1 0 1 1 1								
<b>Brandon Phillips, R</b> OBP: 0.250, SLG: 0.273 (1, 4)			0-2 24 CS 1B		2-1 G5-3		0-0 F9		1-2 FC4-6 24 CS 1-2f			1-3 K	5 0 1 0 0 1 2								
<b>Inning Stats</b>	R: 2 E: 0 K: 1 S: 16	H: 2 LOB: 1 BB: 1 P: 26	R: 0 E: 0 K: 1 S: 11	H: 1 LOB: 0 BB: 0 P: 11	R: 0 E: 0 K: 0 S: 4	H: 1 LOB: 1 BB: 0 P: 6	R: 0 E: 0 K: 0 S: 7	H: 1 LOB: 1 BB: 0 P: 14	R: 1 E: 0 K: 0 S: 11	H: 2 LOB: 2 BB: 1 P: 22	R: 0 E: 0 K: 1 S: 13	H: 0 LOB: 0 BB: 1 P: 21	R: 0 E: 0 K: 2 S: 10	H: 0 LOB: 0 BB: 0 P: 13	R: 0 E: 0 K: 2 S: 12	H: 0 LOB: 0 BB: 0 P: 15	R: 0 E: 0 K: 0 S: 7	H: 1 LOB: 2 BB: 1 P: 15	1B: 7 2B: 1 3B: 2 HR: 2	SF: 0 SAC: 1 DP: 0 HBP: 0	WP: 0 PA: 52 PB: 0 SB: 0 CS: 2
<b>PITCHER</b>	IP WLS BF H R ER SO BB IBB HBP BLK WP HR S P ERA WHIP																				
<b>Carlos Silva, R</b> ERA: 4.21 (1, 1)	6.0 27 9 4 4 2 1 0 0 0 0 0 2 91 6.00 1.667																				
<b>J.C. Romero, L</b> ERA: 3.58 (7, 1)	0.2 4 1 1 1 1 0 0 0 0 0 0 8 15 13.50 3.000																				
<b>Grant Balfour, R</b> ERA: 4.06 (7, 1)	0.1 2 1 0 0 0 0 0 0 0 0 0 6 7 0.00 3.000																				
<b>Juan Rincon, R</b> ERA: 2.63 (8, 1)	2.0 6 0 0 0 1 1 0 0 0 0 0 21 31 0.00 0.500																				
<b>36 Joe Nathan, R</b> ERA: 1.62 (10, 1)	2.0 6 0 0 0 4 0 0 0 0 0 0 22 28 0.00 0.000																				
<b>PITCHER</b>	IP WLS BF H R ER SO BB IBB HBP BLK WP HR S P ERA WHIP																				
<b>Kyle Lohse, R</b> ERA: 5.31 (12, 1)	1.0 5 1 0 0 0 0 0 0 0 0 0 1 15 5.31 1.000																				

**Cleveland Indians @ Minnesota Twins**  
 Hubert H. Humphrey Metrodome, Minneapolis, MN  
 Sat Oct 02 2004, Postponed  
 Att. 32,268 - Unknown - 64 F

AB	45
R	5
H	12
RBI	5
BB	4
SO	8
LOB	17



Batter	1	2	3	4	5	6	7	8	9	10	11	12	AB	R	H	RBI	BB	SO	LOB	BOTTOM							
20 Lew Ford, R OBP: 0.383, SLG: 0.450	1-0 G3 1B	2-0 FC4-6 1B			0-1 33 SF8 1B		3-2 1B G6-4-3 1B	0-0 F7			2-3 K		6	3	4	0	0	1	3								
Jason Kubel, L OBP: 0.364, SLG: 0.441	1-2 G3	1-2 FC4-6			0-0 SF8		1-0 G6-4-3 1B		0-0 CS 1B		1-0 G4-3		5	0	2	1	0	0	3								
Torii Hunter, R OBP: 0.333, SLG: 0.479	0-1 33 1B				1-0 G5-3		0-1 G6-4-3		0-1 F9		4-0 BB		4	0	1	1	1	0	3								
33 Justin Morneau, L OBP: 0.340, SLG: 0.536	2-0 1B				1-2 G6-4-3		1-2 K		0-1 F8		2-0 G6-3		6	0	2	1	0	1	3								
Corey Koskie, L OBP: 0.343, SLG: 0.499 Augie Ojeda, S OBP: 0.429, SLG: 0.458	1-0 F7				0-0 G4-3		0-3 K		1-0 FC1-6 1B		1-1 CS		4	0	1	0	0	1	3								
Terry Tiffee, S OBP: 0.340, SLG: 0.512 Jason Bartlett, R OBP: 0.154, SLG: 0.083	1-2 F8				2-0 G5-3		0-1 SH2-3 SF7 2B		0-0 FC1-6 WP FC5-2 1-2		1-1 SH3-4		3	0	1	0	0	0	2								
Cristian Guzman, S OBP: 0.309, SLG: 0.384					1-1 G6-3		1-1 SH2-3		4-2 HBP FC5-2 BB		4-0 IBB		3	0	0	0	2	0	1								
Luis Rivas, R OBP: 0.283, SLG: 0.432 Jose Offerman, S OBP: 0.365, SLG: 0.398 5 Michael Cuddyer, R OBP: 0.340, SLG: 0.432					1-0 G6-3		0-2 SF7		3-2 FC5-2 HBP		1-2 K		2	0	1	1	0	0	0								
Henry Blanco, R OBP: 0.260, SLG: 0.368 Jacque Jones, L OBP: 0.315, SLG: 0.427 Pat Borders, R OBP: 0.253, SLG: 0.333					1-1 P4		1-1 20 1B SF8 2B		1-0 HBP		0-3 K		3	1	1	0	0	1	2								
<b>Inning Stats</b>	R: 1 E: 0 K: 0 S: 11	H: 3 LOB: 2 BB: 0 P: 17	R: 0 E: 1 K: 0 S: 12	H: 2 LOB: 2 BB: 0 P: 17	R: 0 E: 0 K: 0 S: 4	H: 0 LOB: 0 BB: 0 P: 6	R: 0 E: 0 K: 0 S: 4	H: 0 LOB: 0 BB: 0 P: 8	R: 2 E: 0 K: 1 S: 13	H: 3 LOB: 1 BB: 0 P: 16	R: 1 E: 0 K: 1 S: 11	H: 2 LOB: 0 BB: 0 P: 17	R: 0 E: 0 K: 0 S: 8	H: 1 LOB: 3 BB: 1 P: 17	R: 0 E: 0 K: 0 S: 6	H: 1 LOB: 0 BB: 0 P: 7	R: 0 E: 0 K: 2 S: 12	H: 0 LOB: 2 BB: 2 P: 21	R: 0 E: 0 K: 1 S: 6	H: 0 LOB: 1 BB: 1 P: 15	R: 1 E: 0 K: 1 S: 13	H: 1 LOB: 1 BB: 1 P: 20	1B: 11 2B: 3 3B: 0 HR: 0	SF: 2 SAC: 2 DP: 2 HBP: 2	WP: 1 PB: 0 SB: 1 CS: 1	PA: 54	
<b>PITCHER</b>	IP	WLS	BF	H	R	ER	SO	BB	IBB	HBP	BLK	WP	HR	S	P	ERA	WHIP										
37 Jake Westbrook, R ERA: 3.38	(1, 1)	7.0	31	11	5	5	3	0	0	1	0	0	0	65	94	6.43	1.571										
Jason Davis, R ERA: 5.51	(8, 1)	1.0	6	1	0	0	0	1	0	1	0	1	0	8	17	0.00	2.000										
63 Rafael Betancourt, R ERA: 3.92	(9, 1)	1.1	6	1	0	0	0	1	1	0	0	0	0	10	19	0.00	1.500										
59 Matt Miller, R ERA: 3.15	(10, 1)	1.1	5	0	0	0	3	1	0	0	0	0	0	13	21	0.00	0.750										
Cliff Bartosh, L ERA: 4.66	(11, 1)	0.1	1	0	0	0	0	0	0	0	0	0	0	1	3	0.00	0.000										
<b>PITCHER</b>	IP	WLS	BF	H	R	ER	SO	BB	IBB	HBP	BLK	WP	HR	S	P	ERA	WHIP										
David Riske, R ERA: 3.72	(12, 1)	0.2	L	4	1	1	1	1	0	0	0	0	0	13	20	13.50	3.000										

Cleveland Indians @ Minnesota Twins  
 Hubert H. Humphrey Metrodome, Minneapolis, MN  
 Sat Oct 02 2004, Postponed  
 Att: 32,268 - Unknown - 64 F

AB	42
R	6
H	14
RBI	5
BB	5
SO	7
LOB	27



Batter	1	2	3	4	5	6	7	8	9	AB R H RBI BB SO LOB	TOP
24 Grady Sizemore, L (1, 8) OBP: 0.333, SLG: 0.406	2-3 K		2-3 K		2-2 G4-3		1-0 G4-3		1-2 WP 3B	5 1 1 1 0 2 1	
Coco Crisp, S (1, 7) OBP: 0.344, SLG: 0.446	0-1 G3-1		1-1 HR 1B		3-2 G4-3		1-2 F7		1-2 P6 3B	5 1 1 0 0 0 1	
Ben Broussard, L (1, 3) OBP: 0.370, SLG: 0.488	0-2 F7		1-1 HR 1-H		1-0 HBP			0-3 K		3 1 1 2 0 1 0	
Casey Blake, R (1, 5) OBP: 0.354, SLG: 0.486		0-3 K	0-1 G5-3		1-2 F8			2-3 K		4 0 0 0 0 2 2	
Ronnie Belliard, R (1, 4) OBP: 0.348, SLG: 0.426		0-3 K	0-1 G5-3		3-2 F8			0-1 1B		4 0 1 0 0 1 0	
Josh Phelps, R (1, 10) OBP: 0.304, SLG: 0.450		0-2 1B 1B		1-1 G5-3		1-2 G6-3		2-1 G4-3		4 1 1 0 0 0 1	
Josh Bard, S (1, 2) OBP: 0.478, SLG: 0.684		0-0 1B 1B		0-0 F7		0-1 1B			2-2 24 3B 1B	4 1 3 0 0 0 0	AB 36 R 5 H 9 RBI 4 BB 1 SO 9 LOB 10
Ryan Ludwick, R (1, 9) OBP: 0.278, SLG: 0.380		0-1 1B		3-3 K		0-1 P4			0-3 K	4 0 1 1 0 2 2	
2 Jhonny Peralta, R (1, 6) OBP: 0.321, SLG: 0.280		1-1 G4-3		4-1 G4-3 24 G4-3 BB		2-1 G3			1 SAFE 1 SAFE 3-3 K	3 0 0 0 1 1 3	
Inning Stats	R: 0 E: 0 K: 1 S: 8 H: 0 LOB: 0 BB: 0 P: 10	R: 1 E: 0 K: 2 S: 15 H: 3 LOB: 2 BB: 0 P: 16	R: 2 E: 0 K: 1 S: 16 H: 2 LOB: 0 BB: 0 P: 20	R: 0 E: 0 K: 1 S: 7 H: 0 LOB: 0 BB: 0 P: 11	R: 0 E: 0 K: 0 S: 12 H: 0 LOB: 2 BB: 1 P: 23	R: 0 E: 0 K: 0 S: 13 H: 1 LOB: 1 BB: 0 P: 17	R: 0 E: 0 K: 0 S: 7 H: 0 LOB: 0 BB: 0 P: 11	R: 0 E: 0 K: 2 S: 10 H: 1 LOB: 1 BB: 0 P: 14	R: 2 E: 0 K: 2 S: 17 H: 2 LOB: 0 BB: 0 P: 24	1B: 7 2B: 0 3B: 1 HR: 1 SF: 0 SAC: 0 DP: 0 HBP: 1	WP: 1 PB: 0 SB: 0 CS: 0 PA: 38
PITCHER	IP WLS BF H R ER SO BB IBB HBP BLK WP HR S P ERA WHIP										
Kyle Lohse, R (1, 1) ERA: 5.34	4.0 L 17 5 3 3 5 0 0 0 0 0 1 46 57 6.75 1.250										
28 Jesse Crain, R (5, 1) ERA: 2.0	2.0 9 1 0 0 0 1 0 1 0 0 0 25 40 0.00 1.000										
J.C. Romero, L (7, 1) ERA: 3.51	1.1 4 0 0 0 1 0 0 0 0 0 0 10 14 0.00 0.000										
Grant Balfour, R (8, 1) ERA: 4.35	1.2 8 3 2 2 3 0 0 0 0 1 0 24 35 10.80 1.800										

Cleveland Indians @ Minnesota Twins  
 Hubert H. Humphrey Metrodome, Minneapolis, MN

Sun Oct 03 2004, 2:10 PM EDT  
 Att. 28,624 - Unknown - 68 F

livebaseballscorecards.com



Batter	1	2	3	4	5	6	7	8	9	AB	R	H	RBI	BB	SO	LOB
Shannon Stewart, R OBP: 0.380, SLG: 0.447 (1, 10)	0-1 F8 ①		2-1 1B ②		0-1 FC6-4 1B ③			2-3 K ①		4	0	2	0	0	1	0
20 Lew Ford, R OBP: 0.381, SLG: 0.446 (1, 7)	2-0 P6 ②		1-2 F7 ②		3-2 FC6-4 1-2 ③			1-2 G6-3 ②		4	0	0	0	0	0	2
Torii Hunter, R OBP: 0.330, SLG: 0.475 (1, 8)	1-2 F7 ③		1-0 F8 ③				0-1 L7 ①		0-3 K ③	4	0	0	0	0	1	1
Matthew LeCroy, R OBP: 0.321, SLG: 0.424 Jason Kubel, L OBP: 0.358, SLG: 0.433 (1, 3) (9, PH)		0-2 G6-3 ①		2-2 HR ①		2-3 K ②		0-0 F8 ①	3 1 1 1 0 1 0 1 0 0 0 0 0 0							
Corey Koskie, L OBP: 0.342, SLG: 0.495 (1, 5)		0-1 F8 ②		2-3 K ①		1-0 HBP ②		2-2 G4-3 ②	3 0 0 0 0 1 0							
5 Michael Cuddyer, R OBP: 0.339, SLG: 0.440 Jose Offerman, S OBP: 0.363, SLG: 0.395 (1, 4) (9, PH)		0-1 HR ②		0-3 K ②		1-2 F7 ③		1-3 K ③	3 1 1 1 0 1 1 1 0 0 0 0 1 0							
Cristian Guzman, S OBP: 0.309, SLG: 0.384 (1, 6)		1-0 1B ③		0-0 F8 ③			1-2 G6-3 ①		3 0 1 0 0 0 0							
Michael Restovich, R OBP: 0.314, SLG: 0.447 (1, 9)		0-3 K ③		1-1 G4-3 ①			2-3 K ②		3 0 0 0 0 2 1							
Pat Borders, R OBP: 0.247, SLG: 0.326 Terry Tiffie, S OBP: 0.333, SLG: 0.500 Henry Blanco, R OBP: 0.260, SLG: 0.368 (1, 2) (7, PH) (8, 2)			0-1 G4-3 ①		0-2 G5-3 ②		1-3 K ③		2 0 0 0 0 0 0 1 0 0 0 0 1 0 0 0 0 0 0 0 0							

Inning Stats	R: 0	H: 0	E: 0	K: 0	S: 7	R: 1	H: 2	E: 0	K: 1	S: 11	R: 0	H: 1	E: 0	K: 0	S: 8	R: 1	H: 1	E: 0	K: 2	S: 11	R: 0	H: 1	E: 0	K: 0	S: 11	R: 0	H: 0	E: 0	K: 1	S: 9	R: 0	H: 0	E: 0	K: 2	S: 9	R: 0	H: 0	E: 0	K: 2	S: 9	R: 0	H: 0	E: 0	K: 1	S: 7	R: 0	H: 0	E: 0	K: 1	S: 7	1B: 3	2B: 0	3B: 0	HR: 2	SF: 0	SAC: 0	DP: 0	HBP: 1	WP: 0	PB: 0	SB: 0	CS: 0	PA: 33
31 Cliff Lee, L ERA: 5.43 (1, 1)	IP	WLS	BF	H	R	ER	SO	BB	IBB	HBP	BLK	WP	HR	S	P	ERA	WHIP																																														
59 Matt Miller, R ERA: 3.09 (8, 1)	1.0	H	3	0	0	0	2	0	0	0	0	0	0	9	12	0.00	0.000																																														
Bob Wickman, R ERA: 4.25 (9, 1)	1.0	S	3	0	0	0	1	0	0	0	0	0	0	7	10	0.00	0.000																																														

BOTTOM

Cleveland Indians @ Minnesota Twins  
 Hubert H. Humphrey Metrodome, Minneapolis, MN  
 Sun Oct 03 2004, 2:10 PM EDT  
 Att: 28,624 - Unknown - 68 F

livebaseballscorecards.com

AB	32
R	2
H	5
RBI	2
BB	0
SO	9
LOB	5

