

Cleveland Indians - 2004

Batter	1	2	3	4	5	6	7	8	9	10	11	AB	R	H	RBI	BB	SO	LOB
Matt Lawton, L OBP: 0.333, SLG: 0.333 (1, 7)	G6-4-3 1B		K	G3		G4-3		F7		2B 1B		6	0	2	0	0	1	3
Omar Vizquel, S OBP: 0.187, SLG: 0.333 (1, 6)	G6-4-3 1-2r		G6-3			G3		F7			2B	6	0	1	0	0	1	3
Jody Gerut, L OBP: 0.500, SLG: 1.000 (1, 9)	G5-3			HR			G1-3				SH1-3 BB	5	1	2	1	1	1	0
Ben Broussard, L OBP: 1.000, SLG: 1.000 Lou Merloni, R (9, 3)		41 G6-4-3 4B WP 1B	1B	HBP			41 F9 1B			G4-3 1B	SH1-3	4	1	4	0	0	0	0
Casey Blake, R OBP: 0.333, SLG: 0.333 (1, 5)			E6 41 G6-4-3 1B	HBP			48 WP 1B			G4-3	G5-3	6	0	2	0	0	0	5
41 Victor Martinez, S (1, 2)	G6-4-3 1-2r		F8				F9				K2-3	5	0	0	0	0	1	9
48 Travis Hafner, L OBP: 0.600, SLG: 2.000 (1, 10)	HR			G5-3 2B			HR			P5		5	2	3	2	0	1	4
Ronnie Belliard, R OBP: 0.400, SLG: 0.400 (1, 4)				G5-3			G4-3 SH1-3 1B			G5-3	F8	5	0	2	0	0	0	1
Coco Crisp, S OBP: 0.250, SLG: 0.250 (1, 8)	F7						SH1-3 1-2				F9	4	0	1	0	0	1	2

Inning Stats	R: 0	H: 1	E: 0	LOB: 0	K: 1	BB: 0	S: 9	P: 14	R: 2	H: 3	E: 1	LOB: 1	K: 0	BB: 0	S: 15	P: 20	R: 1	H: 2	E: 0	LOB: 2	K: 1	BB: 0	S: 12	P: 19	R: 0	H: 1	E: 0	LOB: 1	K: 1	BB: 0	S: 6	P: 9	R: 0	H: 2	E: 0	LOB: 2	K: 1	BB: 0	S: 8	P: 13	R: 1	H: 2	E: 0	LOB: 1	K: 0	BB: 0	S: 8	P: 10	R: 0	H: 2	E: 0	LOB: 2	K: 1	BB: 0	S: 14	P: 22	R: 0	H: 1	E: 0	LOB: 1	K: 0	BB: 0	S: 7	P: 11	R: 0	H: 2	E: 0	LOB: 2	K: 0	BB: 0	S: 12	P: 16	R: 0	H: 0	E: 0	LOB: 1	K: 1	BB: 1	S: 11	P: 18	1B: 12	2B: 2	3B: 0	HR: 3	SF: 0	SAC: 2	DP: 2	HBP: 2	WP: 2	PA: 51
--------------	------	------	------	--------	------	-------	------	-------	------	------	------	--------	------	-------	-------	-------	------	------	------	--------	------	-------	-------	-------	------	------	------	--------	------	-------	------	------	------	------	------	--------	------	-------	------	-------	------	------	------	--------	------	-------	------	-------	------	------	------	--------	------	-------	-------	-------	------	------	------	--------	------	-------	------	-------	------	------	------	--------	------	-------	-------	-------	------	------	------	--------	------	-------	-------	-------	--------	-------	-------	-------	-------	--------	-------	--------	-------	--------

PITCHER	IP	WLS	BF	H	R	ER	SO	BB	IBB	HBP	BLK	WP	HR	S	P	ERA	WHIP
Brad Radke, R ERA: 3.0	6.0	29	5	2	0	0	1	0	0	0	0	1	0	14	22	0.00	2.000
Aaron Fultz, L ERA:	7.1	1.0	4	1	0	0	0	0	0	0	0	0	0	7	11	0.00	1.000
Joe Rosa, R ERA:	8.1	1.0	5	1	0	0	1	0	0	1	0	0	0	17	26	0.00	1.000
J.C. Romero, L ERA:	9.1	1.0	4	2	0	0	0	0	0	0	0	0	0	12	16	0.00	2.000
36 Joe Nathan, R ERA:	10.1	1.0															


TOP

Cleveland Indians @ Minnesota Twins
Hubert H. Humphrey Metrodome, Minneapolis, MN

Mon Apr 05 2004, 8:10 PM EDT
Att. 49,584 - Unknown - 70 F

livebaseballscorecards.com

AB 46
R 4
H 17
RBI 3
BB 1
SO 6
LOB 27



Batter	1	2	3	4	5	6	7	8	9	10	11	AB	R	H	RBI	BB	SO	LOB
Shannon Stewart, R OBP: 0.500, SLG: 1.000 (1, 7)	G3-6-3 1B		K			B1-3 BB		G1-3	F9		HR	5	1	2	3	1	1	4
Luis Rivas, R (1, 4)	G3-6-3					B1-3		1B 2B				3	0	0	0	0	1	3
Michael Ryan, L (8, PH)												0	0	0	0	0	0	0
5 Michael Cuddyer, R OBP: 0.500, SLG: 0.500 (9, 4)												2	1	1	2	0	1	1
Doug Mientkiewicz, L OBP: 0.400, SLG: 0.600 (1, 3)	2B			G3		F8		2B 1B			F9	5	1	2	0	0	0	1
Corey Koskie, L OBP: 0.400, SLG: 0.500 (1, 5)	K			G5-4-3 BB			P2	1B 2B		G4-3		4	0	1	1	1	1	1
Torii Hunter, R OBP: 0.200, SLG: 0.200 (1, 8)		G6-3		G5-4-3			K	1B		P6		5	0	1	1	0	1	1
Jacque Jones, L (1, 9)		K					K	FC6-4 BB		K		4	0	0	0	1	4	2
Matthew LeCroy, R (1, 10)							K					4	0	0	0	1	3	3
8 Nick Punto, S (11, PR)							FC6-4				7 1B HR	0	1	0	0	0	0	0
7 Joe Mauer, L OBP: 0.800, SLG: 0.667 (1, 2)								1B 5 1B BB		FC1-6 1B		3	2	2	0	2	1	0
Cristian Guzman, S OBP: 0.200, SLG: 0.200 (1, 6)				P4			G3	1B		FC1-6		5	1	1	0	0	1	4

Inning Stats	R: 0	H: 2	E: 0	LOB: 1	K: 1	BB: 0	S: 7	P: 11	R: 0	H: 0	E: 0	LOB: 0	K: 2	BB: 0	S: 8	P: 12	R: 0	H: 0	E: 0	LOB: 1	K: 2	BB: 1	S: 9	P: 19	R: 0	H: 0	E: 0	LOB: 0	K: 0	BB: 0	S: 5	P: 13	R: 0	H: 0	E: 0	LOB: 1	K: 0	BB: 1	S: 7	P: 14	R: 0	H: 0	E: 0	LOB: 1	K: 1	BB: 0	S: 12	P: 22	R: 4	H: 5	E: 0	LOB: 2	K: 2	BB: 1	S: 22	P: 34	R: 0	H: 1	E: 0	LOB: 1	K: 1	BB: 0	S: 12	P: 14	R: 0	H: 0	E: 0	LOB: 0	K: 0	BB: 0	S: 5	P: 11	R: 3	H: 2	E: 0	LOB: 1	K: 2	BB: 1	S: 12	P: 19	1B: 7	2B: 2	3B: 0	HR: 1	SF: 0	SAC: 0	DP: 2	HBP: 0	WP: 0	PA: 46
--------------	------	------	------	--------	------	-------	------	-------	------	------	------	--------	------	-------	------	-------	------	------	------	--------	------	-------	------	-------	------	------	------	--------	------	-------	------	-------	------	------	------	--------	------	-------	------	-------	------	------	------	--------	------	-------	-------	-------	------	------	------	--------	------	-------	-------	-------	------	------	------	--------	------	-------	-------	-------	------	------	------	--------	------	-------	------	-------	------	------	------	--------	------	-------	-------	-------	-------	-------	-------	-------	-------	--------	-------	--------	-------	--------

PITCHER	IP	WLS	BF	H	R	ER	SO	BB	IBB	HBP	BLK	WP	HR	S	P	ERA	WHIP
CC Sabathia, L ERA:	7.0	25	2	0	0	0	9	4	0	0	0	0	0	58	104	0.00	0.857
Jose Jimenez, R ERA: 54.0	8.1	0.1	3	1	2	2	0	1	0	0	0	0	0	8	16	54.00	6.000
Scott Stewart, L ERA:	8.1	0.0	3	3	1	1	0	0	0	0	0	0	0	7	9	"	"
63 Rafael Betancourt, R ERA:	8.1	2.2	B	10	2	1	1	3	0	0	0	0	0	24	34	3.38	0.750
Chad Durbin, R ERA: 40.5	11.1	0.2	L	5	2	3	3	2	1	0	0	0	1	12	19	40.50	4.500


BOTTOM

Cleveland Indians @ Minnesota Twins
Hubert H. Humphrey Metrodome, Minneapolis, MN

Mon Apr 05 2004, 8:10 PM EDT
Att. 49,584 - Unknown - 70 F

livebaseballscorecards.com

AB 40
R 7
H 10
RBI 7
BB 6
SO 14
LOB 20



Batter	1	2	3	4	5	6	7	8	9	10	11	12	13	14	15	AB	R	H	RBI	BB	SO	LOB	TOP													
Ronnie Bellard, R OBP: 0.500, SLG: 0.500 (1, 4)																7	0	4	0	0	1	1														
Omar Vizquel, S OBP: 0.231, SLG: 0.308 (1, 6)																7	1	2	0	0	0	4														
Jody Gerut, L OBP: 0.385, SLG: 0.667 (1, 9)																7	0	2	2	0	0	4														
Casey Blake, R OBP: 0.154, SLG: 0.154 (8, 3)																7	0	0	0	0	1	5														
Alex Escobar, R OBP: 0.286, SLG: 0.167 (1, 7)																6	1	1	0	1	1	1														
Matt Lawton, L OBP: 0.250, SLG: 0.182 (1, 10)																5	1	0	0	1	3	2														
Lou Merloni, R OBP: 0.500, SLG: 0.333 John McDonald, R (8, 5)																3	1	1	1	1	0	0														
4B Travis Hafner, L OBP: 0.429, SLG: 1.429 (11, 3)																2	0	0	0	0	1	0														
Tim Laker, R OBP: 0.333, SLG: 0.800 (1, 2)																5	1	1	3	1	1	1														
Coco Crisp, S OBP: 0.200, SLG: 0.200 (1, 8)																6	1	1	0	0	2	1														
Inning Stats	R: 0 E: 0 K: 10 S: 13	H: 1 LOB: 0 BB: 0 P: 18	R: 1 E: 0 K: 12 S: 12	H: 2 LOB: 1 BB: 0 P: 17	R: 0 E: 0 K: 0 S: 8	H: 0 LOB: 0 BB: 0 P: 12	R: 0 E: 0 K: 0 S: 9	H: 1 LOB: 0 BB: 0 P: 13	R: 3 E: 0 K: 1 S: 16	H: 3 LOB: 2 BB: 2 P: 28	R: 0 E: 0 K: 0 S: 7	H: 0 LOB: 0 BB: 0 P: 11	R: 0 E: 0 K: 1 S: 7	H: 1 LOB: 1 BB: 1 P: 13	R: 0 E: 0 K: 3 S: 11	H: 0 LOB: 0 BB: 0 P: 20	R: 0 E: 0 K: 1 S: 10	H: 0 LOB: 0 BB: 0 P: 14	R: 0 E: 0 K: 1 S: 9	H: 0 LOB: 0 BB: 0 P: 11	R: 0 E: 0 K: 0 S: 12	H: 1 LOB: 1 BB: 0 P: 19	1B: 10 2B: 1 3B: 0 HR: 1	SF: 0 SAC: 0 DP: 2 HBP: 0	WP: 0 PB: 1 SH: 0 CS: 0	PA: 59										
PITCHER	IP: 4.0 ERA: 4.5	WLS: 14 BF: 14	H: 4 R: 1 ER: 1 SO: 1	BB: 0 IBB: 0 HBP: 0 BLK: 0	WP: 0 HR: 0 S: 42 P: 60	ERA: 2.25 WHIP: 1.000	36 Joe Nathan, R ERA: 11.1	IP: 1.0 WLS: 4 BF: 4	H: 0 R: 0 ER: 0 SO: 3	BB: 1 IBB: 0 HBP: 0 BLK: 0	WP: 0 HR: 0 S: 11 P: 20	ERA: 0.00 WHIP: 1.000	51 Carlos Pulido, L ERA: 27.0	IP: 0.2 WLS: 7 BF: 3	H: 3 R: 3 ER: 3 SO: 1	BB: 2 IBB: 0 HBP: 0 BLK: 0	WP: 0 HR: 1 S: 14 P: 25	ERA: 40.50 WHIP: 7.500	Brad Thomas, L ERA: 9.0	IP: 2.0 WLS: 9 BF: 3	H: 2 R: 2 ER: 2 SO: 0	BB: 0 IBB: 0 HBP: 0 BLK: 0	WP: 0 HR: 0 S: 20 P: 26	ERA: 9.00 WHIP: 1.500	Juan Rincon, R ERA: 9.0	IP: 2.1 WLS: 8 BF: 1	H: 0 R: 0 ER: 0 SO: 2	BB: 0 IBB: 0 HBP: 0 BLK: 0	WP: 0 HR: 0 S: 16 P: 27	ERA: 0.00 WHIP: 0.429	J.C. Romero, L ERA: 10.1	IP: 1.0 WLS: 4 BF: 0	H: 0 R: 0 ER: 0 SO: 1	BB: 1 IBB: 0 HBP: 0 BLK: 0	WP: 0 HR: 0 S: 7 P: 14	ERA: 0.00 WHIP: 1.000

Cleveland Indians @ Minnesota Twins
Hubert H. Humphrey Metrodome, Minneapolis, MN
Tue Apr 06 2004, 8:10 PM EDT
Att. 19,832 - Unknown - 70 F

AB	55
R	6
H	12
RBI	6
BB	4
SO	10
LOB	19



Batter	1	2	3	4	5	6	7	8	9	10	11	12	13	14	15	AB	R	H	RBI	BB	SO	LOB	BOTTOM																			
Shannon Stewart, R OBP: 0.500, SLG: 0.800 (1, 7)																5	0	1	1	3	1	4																				
Luis Rivas, R OBP: 0.143, SLG: 0.143 Michael Ryan, L (8, PH)																4	0	1	0	0	0	3																				
8 Nick Punto, S OBP: 0.333, SLG: 0.333 (12, 8)																3	0	1	0	0	0	4																				
Doug Mientkewicz, L OBP: 0.385, SLG: 0.455 (1, 3)																6	2	1	0	2	0	0																				
Corey Koskie, L OBP: 0.231, SLG: 0.200 (1, 5)																6	0	0	1	1	2	3																				
Torii Hunter, R OBP: 0.384, SLG: 0.455 5 Michael Cuddyer, R OBP: 0.250, SLG: 0.250 (12, 4)																6	0	3	0	0	0	4																				
Jacque Jones, L OBP: 0.308, SLG: 0.400 (1, 9)																6	2	1	2	2	1	4																				
Matthew LeCroy, R OBP: 0.384, SLG: 0.333 Jose Offerman, S OBP: 1.000, SLG: 1.500 (12, PH)																5	1	2	0	0	0	3																				
7 Joe Mauer, L OBP: 0.833, SLG: 0.750 Henry Blanco, R (4, 2)																1	0	1	0	0	0	0																				
Cristian Guzman, S OBP: 0.250, SLG: 0.250 (1, 6)																7	1	2	1	0	1	6																				
Inning Stats	R: 0 E: 0 K: 0 S: 6	H: 0 LOB: 0 BB: 0 P: 9	R: 0 E: 0 K: 0 S: 7	H: 1 LOB: 1 BB: 0 P: 9	R: 2 E: 0 K: 0 S: 12	H: 3 LOB: 3 BB: 1 P: 22	R: 0 E: 0 K: 1 S: 8	H: 0 LOB: 0 BB: 0 P: 9	R: 2 E: 1 K: 1 S: 12	H: 2 LOB: 3 BB: 2 P: 23	R: 0 E: 0 K: 1 S: 10	H: 1 LOB: 2 BB: 1 P: 17	R: 0 E: 0 K: 1 S: 11	H: 1 LOB: 1 BB: 0 P: 20	R: 2 E: 0 K: 1 S: 12	H: 2 LOB: 0 BB: 0 P: 24	R: 0 E: 0 K: 0 S: 10	H: 0 LOB: 1 BB: 1 P: 16	R: 0 E: 0 K: 1 S: 8	H: 1 LOB: 3 BB: 1 P: 17	R: 0 E: 0 K: 0 S: 10	H: 0 LOB: 0 BB: 0 P: 8	R: 0 E: 0 K: 0 S: 13	H: 2 LOB: 3 BB: 1 P: 28	1B: 10 2B: 4 3B: 0 HR: 1	SF: 1 SAC: 1 DP: 1 HBP: 2	WP: 0 PB: 1 SH: 0 CS: 0	PA: 70														
PITCHER	IP: 6.1 ERA: 2.84	WLS: 1 BF: 32	H: 7 R: 4 ER: 2 SO: 3	BB: 4 IBB: 0 HBP: 0 BLK: 0	WP: 0 HR: 0 S: 59 P: 96	ERA: 2.84 WHIP: 1.737	37 Jake Westbrook, R ERA: 2.45	IP: 3.2 WLS: 19 BF: 19	H: 4 R: 1 ER: 1 SO: 1	BB: 2 IBB: 2 HBP: 0 BLK: 0	WP: 0 HR: 0 S: 36 P: 71	ERA: 2.46 WHIP: 1.636	Jason Davis, R ERA: 2.84	IP: 0.1 WLS: 1 BF: 1	H: 0 R: 0 ER: 0 SO: 1	BB: 0 IBB: 0 HBP: 0 BLK: 0	WP: 0 HR: 0 S: 3 P: 5	ERA: 0.00 WHIP: 0.000	Scott Stewart, L ERA: 54.0	IP: 1.0 WLS: 4 BF: 1	H: 4 R: 0 ER: 0 SO: 0	BB: 0 IBB: 0 HBP: 0 BLK: 0	WP: 0 HR: 0 S: 8 P: 14	ERA: 0.00 WHIP: 1.000	Jose Jimenez, R ERA: 13.5	IP: 1.1 WLS: 6 BF: 2	H: 2 R: 2 ER: 2 SO: 2	BB: 0 IBB: 0 HBP: 0 BLK: 0	WP: 0 HR: 1 S: 16 P: 31	ERA: 13.50 WHIP: 1.500	David Riske, R ERA: 13.5	IP: 0.1 WLS: 6 BF: 1	H: 0 R: 0 ER: 0 SO: 0	BB: 0 IBB: 0 HBP: 0 BLK: 0	WP: 0 HR: 0 S: 21 P: 33	ERA: 0.00 WHIP: 1.000	Jack Cressend, R ERA: 10.1	IP: 2.0 WLS: 8 BF: 1	H: 0 R: 0 ER: 0 SO: 0	BB: 1 IBB: 0 HBP: 0 BLK: 0	WP: 0 HR: 0 S: 0 P: 0	ERA: 0.00 WHIP: 1.000

Cleveland Indians @ Minnesota Twins
Hubert H. Humphrey Metrodome, Minneapolis, MN
Tue Apr 06 2004, 8:10 PM EDT
Att. 19,832 - Unknown - 70 F

AB	57
R	7
H	15
RBI	6
BB	9
SO	7
LOB	37



Batter	1	2	3	4	5	6	7	8	9	AB	R	H	RBI	BB	SO	LOB	TOP			
Ronnie Belliard, R OBP: 0.524, SLG: 0.600 (1, 4)	1-1 G6-3	2-1 2B		3-1 G5-3			0-1 G5-3			4	1	1	1	0	0	0	Cleveland Indians @ Kansas City Royals Kauffman Stadium, Kansas City, MO Thu Apr 08 2004, 1:10 PM CDT Att: 14,671 - Sunny - 59 F livebaseballscores.com			
Omar Vizquel, S OBP: 0.273, SLG: 0.381 (1, 6)	0-0 G4-3	0-2 2B			3-2 G5-3		0-1 F7			4	0	1	1	0	0	0				
Jody Gerut, L OBP: 0.391, SLG: 0.500 (1, 10)	4-2 1B	1-1 F7			2-1 F9		3-1 F7			3	1	0	0	1	0	1				
Casey Blake, R OBP: 0.318, SLG: 0.476 (8, 3)	3-1 1B			1-1 G6-3			1-1 HR		1-1 P6	4	1	2	2	0	0	0				
Alex Escobar, R OBP: 0.295, SLG: 0.200 (1, 9)	1-1 F7			0-0 G5-3			1-1 G5-3		1-3 K	4	0	0	0	0	1	1				
Lou Merten, R OBP: 0.375, SLG: 0.286 John McDonald, R (8, 5)		1-1 F8		1-2 F7			2-1 1B		1-3 K	4	0	1	0	0	1	0				
Matt Lawton, L OBP: 0.409, SLG: 0.550 (1, 7)		1-2 1B		4-1 BB			2-2 1B		3-3 K	3	1	2	0	1	1	0				
Tim Laker, R OBP: 0.300, SLG: 0.556 (1, 2)		2-2 1B		1-2 L6-3			1-2 G4-6-3		2-0 P6	4	0	1	0	0	0	3				
Coco Crisp, S OBP: 0.263, SLG: 0.333 (1, 8)		0-1 FC6-5		2-1 BLK			1-0 L5		3-2 P4	4	2	1	1	0	0	2				
Inning Stats	R: 1 E: 0 K: 0 S: 9	H: 1 LOB: 1 BB: 1 P: 18	R: 3 E: 0 K: 0 S: 19	H: 4 LOB: 1 BB: 0 P: 26	R: 0 E: 0 K: 0 S: 6	H: 0 LOB: 0 BB: 0 P: 8	R: 1 E: 0 K: 0 S: 9	H: 1 LOB: 0 BB: 1 P: 19	R: 1 E: 0 K: 0 S: 9	H: 1 LOB: 0 BB: 0 P: 16	R: 0 E: 0 K: 0 S: 10	H: 2 LOB: 1 BB: 0 P: 16	R: 0 E: 0 K: 0 S: 6	H: 0 LOB: 0 BB: 0 P: 9	R: 0 E: 0 K: 1 S: 11	H: 0 LOB: 0 BB: 0 P: 19		1B: 5 2B: 3 3B: 1 HR: 1	SF: 0 SAC: 0 DP: 2 HBP: 0	WP: 0 PB: 0 CS: 0
PITCHER	IP WLS BF H R ER SO BB IBB HBP BLK WP HR S P ERA WHIP	IP WLS BF H R ER SO BB IBB HBP BLK WP HR S P ERA WHIP	IP WLS BF H R ER SO BB IBB HBP BLK WP HR S P ERA WHIP	IP WLS BF H R ER SO BB IBB HBP BLK WP HR S P ERA WHIP	IP WLS BF H R ER SO BB IBB HBP BLK WP HR S P ERA WHIP	IP WLS BF H R ER SO BB IBB HBP BLK WP HR S P ERA WHIP	IP WLS BF H R ER SO BB IBB HBP BLK WP HR S P ERA WHIP	IP WLS BF H R ER SO BB IBB HBP BLK WP HR S P ERA WHIP	IP WLS BF H R ER SO BB IBB HBP BLK WP HR S P ERA WHIP	IP WLS BF H R ER SO BB IBB HBP BLK WP HR S P ERA WHIP	IP WLS BF H R ER SO BB IBB HBP BLK WP HR S P ERA WHIP	IP WLS BF H R ER SO BB IBB HBP BLK WP HR S P ERA WHIP	IP WLS BF H R ER SO BB IBB HBP BLK WP HR S P ERA WHIP	IP WLS BF H R ER SO BB IBB HBP BLK WP HR S P ERA WHIP	IP WLS BF H R ER SO BB IBB HBP BLK WP HR S P ERA WHIP	IP WLS BF H R ER SO BB IBB HBP BLK WP HR S P ERA WHIP				
Jeremy Affeldt, L ERA: 9.53 (1, 1)	5.2 L	26	9	6	6	0	0	2	0	0	0	0	0	0	0	0	9.53	1.941		
Nate Field, R ERA: (6, 1)	2.1	7	0	0	0	2	0	0	0	0	0	0	0	0	0	0	0.00	0.000		
Curt Leskanic, R ERA: (9, 1)	0.2	2	0	0	0	1	0	0	0	0	0	0	0	0	0	0	0.00	0.000		
Jaime Cerda, L ERA: (9, 1)	0.1	1	0	0	0	0	0	0	0	0	0	0	0	0	0	0	0.00	0.000		

Batter	1	2	3	4	5	6	7	8	9	AB	R	H	RBI	BB	SO	LOB	BOTTOM					
4 Angel Berroa, R OBP: 0.286, SLG: 0.357 (1, 6)	0-0 F8		0-2 2B		1-1 L7			0-2 G6-3		4	0	1	0	0	0	0	Cleveland Indians @ Kansas City Royals Kauffman Stadium, Kansas City, MO Thu Apr 08 2004, 1:10 PM CDT Att: 14,671 - Sunny - 59 F livebaseballscores.com					
Carlos Beltrán, S OBP: 0.429, SLG: 0.667 (1, 8)	2-3 K		1-1 F9		2-1 2B		1-2 G3			4	0	1	0	0	1	1						
29 Mike Sweeney, R OBP: 0.250, SLG: 0.273 (1, 3)	0-1 G6-3			3-2 1B			0-0 G3		0-0 G6-3	3	1	0	0	0	0	1						
Juan Gonzalez, R OBP: 0.417, SLG: 0.583 (1, 10)		3-2 L7		2-2 1B		0-0 P4		0-2 3B		4	0	2	0	0	0	0						
Matt Stairs, L OBP: 0.250, SLG: 0.286 (1, 9)		0-2 1B		2-1 SF8		1-3 K		2-3 K		3	0	1	1	0	2	1						
Joe Randa, R OBP: 0.167, SLG: 0.091 (1, 5)		0-1 P4		2-3 K		1-0 P4		0-2 F9		4	0	0	0	0	1	3						
Benito Santiago, R OBP: 0.250, SLG: 0.545 (1, 2)		2-2 K		4-1 BB			0-0 B1		0-0 G5-3	3	0	0	0	1	1	2						
Aaron Guiel, L OBP: 0.364, SLG: 0.556 (1, 7)			0-1 G4-3		0-1 F9		0-0 G1-3			3	0	0	0	0	0	2						
Tony Graffanino, R OBP: 0.222, SLG: 0.125 (1, 4)			2-2 F9		1-0 G4-3		1-2 P3			3	0	0	0	0	0	0						
Inning Stats	R: 0 E: 0 K: 1 S: 6	H: 0 LOB: 0 BB: 0 P: 8	R: 0 E: 0 K: 1 S: 11	H: 1 LOB: 0 BB: 0 P: 16	R: 0 E: 0 K: 0 S: 10	H: 1 LOB: 1 BB: 0 P: 13	R: 1 E: 0 K: 1 S: 14	H: 1 LOB: 2 BB: 1 P: 27	R: 0 E: 0 K: 0 S: 6	H: 0 LOB: 0 BB: 0 P: 10	R: 0 E: 0 K: 1 S: 5	H: 0 LOB: 0 BB: 0 P: 7	R: 0 E: 0 K: 0 S: 5	H: 0 LOB: 0 BB: 0 P: 6	R: 0 E: 0 K: 0 S: 7	H: 0 LOB: 0 BB: 0 P: 8		R: 0 E: 0 K: 1 S: 11	H: 1 LOB: 1 BB: 0 P: 13	1B: 2 2B: 2 3B: 1 HR: 0	SF: 1 SAC: 0 DP: 0 HBP: 1	WP: 0 PB: 1 CS: 0
PITCHER	IP WLS BF H R ER SO BB IBB HBP BLK WP HR S P ERA WHIP	IP WLS BF H R ER SO BB IBB HBP BLK WP HR S P ERA WHIP	IP WLS BF H R ER SO BB IBB HBP BLK WP HR S P ERA WHIP	IP WLS BF H R ER SO BB IBB HBP BLK WP HR S P ERA WHIP	IP WLS BF H R ER SO BB IBB HBP BLK WP HR S P ERA WHIP	IP WLS BF H R ER SO BB IBB HBP BLK WP HR S P ERA WHIP	IP WLS BF H R ER SO BB IBB HBP BLK WP HR S P ERA WHIP	IP WLS BF H R ER SO BB IBB HBP BLK WP HR S P ERA WHIP	IP WLS BF H R ER SO BB IBB HBP BLK WP HR S P ERA WHIP	IP WLS BF H R ER SO BB IBB HBP BLK WP HR S P ERA WHIP	IP WLS BF H R ER SO BB IBB HBP BLK WP HR S P ERA WHIP	IP WLS BF H R ER SO BB IBB HBP BLK WP HR S P ERA WHIP	IP WLS BF H R ER SO BB IBB HBP BLK WP HR S P ERA WHIP	IP WLS BF H R ER SO BB IBB HBP BLK WP HR S P ERA WHIP	IP WLS BF H R ER SO BB IBB HBP BLK WP HR S P ERA WHIP	IP WLS BF H R ER SO BB IBB HBP BLK WP HR S P ERA WHIP						
Jeff D'Amico, R ERA: (1, 1)	7.0 W	27	4	1	0	4	1	0	0	0	0	0	0	0	0	0	0.00	0.714				
Jack Crossend, R ERA: (8, 1)	1.0	3	0	0	0	0	0	0	0	0	0	0	0	0	0	0	0.00	0.000				
63 Rafael Betancourt, R ERA: (9, 1)	1.0	4	1	0	0	1	0	0	0	0	0	0	0	0	0	0	0.00	1.000				

Batter	1	2	3	4	5	6	7	8	9	AB	R	H	RBI	BB	SO	LOB	TOP								
Ronnie Belliard, R OBP: 0.480, SLG: 0.522	4-2 BB G6-4-3		1-2 G6-3			0-1 G6-3			1-2 P4	3	0	0	0	1	0	0									
Omar Vizquel, S OBP: 0.346, SLG: 0.417	1-1 SAFE P6			4-0 BB G6-4-3			0-1 1B		0-1 1B	3	1	2	0	1	0	1									
Jody Gerut, L OBP: 0.370, SLG: 0.458	1-1 SAFE G6-4-3			1-2 1-2f G6-4-3			2-2 1-2f G4-6-3		1-1 1B	4	0	1	0	0	0	3									
Casey Blake, R OBP: 0.346, SLG: 0.480		1-2 K		1-1 G4-3			0-1 1B		2-1 1B	4	0	2	1	0	1	0									
Matt Lawton, L OBP: 0.385, SLG: 0.500		1-2 1B			1-1 G4-3		3-2 1-2 G3-1		1-0 F7	4	0	1	0	0	0	3									
41 Victor Martinez, S OBP: 0.297, SLG: 0.385		1-1 SAFE K			2-2 L8				2-1 G3-1	4	0	0	0	0	2	3									
Alex Escobar, R OBP: 0.263, SLG: 0.222		0-0 L7			1-1 G6-3					3	0	1	0	0	0	1									
48 Travis Hafner, L OBP: 0.200, SLG: 0.714			2-2 G6-3			2-2 F9			0-3 K	3	0	0	0	0	1	1									
Coco Crisp, S OBP: 0.227, SLG: 0.286			1-2 G6-3			2-2 G6-3			2-0 B5-3	3	0	0	0	0	0	1									
Inning Stats	R: 0 E: 0 K: 0 S: 6	H: 0 LOB: 0 BB: 1 P: 11	R: 0 E: 0 K: 2 S: 10	H: 1 LOB: 1 BB: 0 P: 12	R: 0 E: 0 K: 0 S: 9	H: 0 LOB: 0 BB: 0 P: 13	R: 0 E: 0 K: 0 S: 5	H: 0 LOB: 0 BB: 1 P: 11	R: 0 E: 0 K: 0 S: 10	H: 0 LOB: 0 BB: 0 P: 14	R: 0 E: 0 K: 0 S: 9	H: 0 LOB: 0 BB: 0 P: 13	R: 0 E: 0 K: 0 S: 12	H: 2 LOB: 1 BB: 0 P: 17	R: 0 E: 0 K: 2 S: 10	H: 1 LOB: 1 BB: 0 P: 14	R: 1 E: 0 K: 0 S: 12	H: 3 LOB: 2 BB: 0 P: 19	1B: 7 2B: 0 3B: 0 HR: 0	SF: 0 SAC: 0 DP: 3 HBP: 0	WP: 0 PB: 0 SB: 1 CS: 0	PA: 33			
PITCHER	IP	WLS	BF	H	R	ER	SO	BB	IBB	HBP	BLK	WP	HR	S	P	ERA	WHIP								
41 Jimmy Gobble, L ERA: 5.4	6.0		19	1	0	0	2	2	0	0	0	0	0	49	74	0.00	0.500								
Jason Grimsley, R ERA: 3.86	1.0	W	4	2	0	0	0	0	0	0	0	0	0	12	17	0.00	2.000								
D.J. Carrasco, R ERA: 5.4	1.0	H	4	1	0	0	2	0	0	0	0	0	0	10	14	0.00	1.000								
Curt Leskanic, R ERA: 5.4	1.0	S	6	3	1	1	0	0	0	0	0	0	0	12	19	9.00	3.000								

Cleveland Indians @ Kansas City Royals
Kauffman Stadium, Kansas City, MO

AB 31
R 1
H 7
RBI 1
BB 2
SO 4
LOB 13



WP: 0 PA: 33
PB: 0
SB: 1
CS: 0

Cleveland Indians @ Kansas City Royals
Kauffman Stadium, Kansas City, MO

AB 32
R 3
H 11
RBI 3
BB 5
SO 3
LOB 22



WP: 1 PA: 40
PB: 0
SB: 0
CS: 1

Batter	1	2	3	4	5	6	7	8	9	AB	R	H	RBI	BB	SO	LOB	BOTTOM								
4 Angel Berroa, R OBP: 0.211, SLG: 0.263	2-3 K		0-0 B2		1-2 P3	1-1 G5-3	2-2 CS	0-2 G4-3		5	0	0	0	0	1	3									
Carlos Beltrán, S OBP: 0.421, SLG: 0.533	0-1 G6-3		0-1 P4		4-1 S 1B BB	4-0 IBB		3-3 K		3	0	0	0	2	1	1									
29 Mike Sweeney, R OBP: 0.235, SLG: 0.250	0-1 P3		0-2 1B		1-0 P3	0-1 L8		1-2 L7		5	0	1	0	0	0	4									
Juan Gonzalez, R OBP: 0.438, SLG: 0.563		0-2 F8 1B 1B	2-1 F7		0-2 1-2 WP 1B		2-2 L6			4	0	2	0	0	0	2									
Joe Randa, R OBP: 0.250, SLG: 0.077		1-1 L8		4-1 SH2-4 BB	4-2 1-2 2-3 BB		0-0 G5-3			2	0	0	0	2	0	1									
Ken Harvey, R OBP: 0.625, SLG: 0.571		1-2 1B		1-1 SH2-4 1B	3-3 K		0-2 1B 2B 1B			4	1	3	0	0	1	3									
Benito Santiago, R OBP: 0.333, SLG: 0.571		0-0 F8		0-0 SH2-4		1-1 SH5-4 1B	1-2 2B 1B			3	1	2	0	0	0	2									
Aaron Guiel, L OBP: 0.400, SLG: 0.583		2-1 F7		1-0 F8		4-2 SH5-4 BB	3-2 1B 2B			3	1	1	2	1	0	4									
Tony Graffanino, R OBP: 0.333, SLG: 0.273			1-1 29 1B 1B		1-1 L8	3-1 SH5-4	1-0 4 CS 1B			3	0	2	1	0	0	2									
Inning Stats	R: 0 E: 0 K: 1 S: 8	H: 0 LOB: 0 BB: 0 P: 10	R: 0 E: 0 K: 0 S: 12	H: 2 LOB: 2 BB: 0 P: 16	R: 0 E: 0 K: 0 S: 12	H: 2 LOB: 2 BB: 0 P: 15	R: 0 E: 0 K: 0 S: 7	H: 1 LOB: 2 BB: 1 P: 14	R: 0 E: 0 K: 1 S: 18	H: 1 LOB: 3 BB: 2 P: 31	R: 0 E: 0 K: 0 S: 10	H: 1 LOB: 3 BB: 2 P: 23	R: 3 E: 0 K: 0 S: 18	H: 4 LOB: 0 BB: 0 P: 25	R: 0 E: 0 K: 1 S: 11	H: 0 LOB: 0 BB: 0 P: 15	1B: 10 2B: 1 3B: 0 HR: 0	SF: 0 SAC: 2 DP: 0 HBP: 0	WP: 1 PB: 0 SB: 0 CS: 1	PA: 40					
PITCHER	IP	WLS	BF	H	R	ER	SO	BB	IBB	HBP	BLK	WP	HR	S	P	ERA	WHIP								
Jason Stanford, L ERA: 3.86	5.0		26	7	0	0	2	4	0	0	0	0	0	16	27	10.80	1.200								
Jack Cressend, R ERA: 81.0	1.2	L	8	2	2	2	0	0	1	0	0	0	0	3	6	∞	∞								
Scott Stewart, L ERA: 6.75	0.0		1	1	0	0	0	0	0	0	0	0	0	3	6	∞	∞								
Jose Jimenez, R ERA: 6.75	1.1		4	1	1	1	1	0	0	0	0	0	0	16	21	6.75	0.750								

WP: 1 PA: 40
PB: 0
SB: 0
CS: 1

Batter	1	2	3	4	5	6	7	8	9	10	AB	R	H	RBI	BB	SO	LOB	TOP			
Ronnie Belliard, R OBP: 0.467, SLG: 0.536 (1.4)	G6-3						K		G4-3		5	0	2	1	0	1	0				
Omar Vizquel, S OBP: 0.323, SLG: 0.379 (1.6)	P3		L6	G3			1B		G3		5	0	1	0	0	0	3				
Jody Gerut, L OBP: 0.344, SLG: 0.414 (1.9)	F8			F7	P1		G6-4-3		G4-3		5	0	1	0	0	0	0				
Casey Blake, R OBP: 0.355, SLG: 0.448 (8.3)		F8		2B	1B		G6-4-3		P4		4	1	1	0	1	0	2				
Matt Lawton, L OBP: 0.387, SLG: 0.517 (1.7)	K			41 1B	2B				K		5	1	2	1	0	3	0				
Alex Escobar, R OBP: 0.217, SLG: 0.182 (1.8)	G1-3			G3-1	G6-3				K		4	0	0	0	0	1	2				
41 Victor Martinez, S OBP: 0.263, SLG: 0.353 (1.2)			G1-3	48 2B	1B		K		K		4	1	1	1	0	2	0				
48 Travis Hafner, L OBP: 0.316, SLG: 0.944 (1.10)			1B	1B	2B		K		HR		4	2	3	2	0	1	0				
Lou Merloni, R OBP: 0.364, SLG: 0.300 John McDonald, R (8.5)			K	2B	1B		K		G6-3		3	1	1	1	0	2	1				
											1	0	0	0	0	0	0				
Inning Stats	R: 0 E: 0 K: 0 S: 8	H: 0 LOB: 0 BB: 0 P: 12	R: 0 E: 0 K: 1 S: 10	H: 0 LOB: 0 BB: 0 P: 13	R: 0 E: 0 K: 1 S: 12	H: 2 LOB: 2 BB: 0 P: 21	R: 5 E: 0 K: 0 S: 24	H: 6 LOB: 1 BB: 0 P: 35	R: 0 E: 0 K: 3 S: 9	H: 0 LOB: 0 BB: 0 P: 14	R: 0 E: 0 K: 1 S: 8	H: 2 LOB: 1 BB: 0 P: 12	R: 0 E: 0 K: 3 S: 10	H: 0 LOB: 0 BB: 0 P: 15	R: 1 E: 0 K: 0 S: 9	H: 1 LOB: 0 BB: 0 P: 15	R: 0 E: 0 K: 1 S: 10	H: 0 LOB: 0 BB: 0 P: 13	1B: 8 2B: 3 3B: 0 HR: 1	SF: 0 SAC: 0 DP: 1 HBP: 0	WP: 0 PA: 41
PITCHER	IP	WLS	BF	H	R	ER	SO	BB	IBB	HBP	BLK	WP	HR	S	P	ERA	WHIP				
Brian Anderson, L ERA: 10.0 (1.1)	4.0		20	8	5	5	2	0	0	0	0	0	0	54	81	11.25	2.000				
Jaime Cerda, L ERA: (5.1)	2.0		7	1	0	0	3	1	0	0	0	0	0	22	37	0.00	1.000				
Shawn Camp, R ERA: 5.4 (7.1)	3.0		11	3	1	1	4	0	0	0	0	0	1	27	42	3.00	1.000				
Scott Sullivan, R ERA: (10.1)	1.0	W	3	0	0	0	1	0	0	0	0	0	0	10	13	0.00	0.000				

Cleveland Indians @ Kansas City Royals
Kauffman Stadium, Kansas City, MO
Sat Apr 10 2004, 1:10 PM CDT
Att: 21,889 - Overcast - 49 F

AB	40
R	6
H	12
RBI	6
BB	1
SO	10
LOB	8



Batter	1	2	3	4	5	6	7	8	9	10	AB	R	H	RBI	BB	SO	LOB	BOTTOM					
4 Angel Berroa, R OBP: 0.208, SLG: 0.217 (1.6)	K		G5-3		L6		F8		29 1B		4	0	0	0	1	1	1						
Carlos Beltrán, S OBP: 0.417, SLG: 0.444 (1.8)	G1-3				BB		P2		P3		3	1	0	0	2	0	3						
29 Mike Sweeney, R OBP: 0.273, SLG: 0.250 (1.10)	K		L9		P5		L6-3		FC6-4		4	0	1	2	1	1	3						
Juan Gonzalez, R OBP: 0.351, SLG: 0.450 Benito Santiago, R OBP: 0.333, SLG: 0.571 (10.2)		P3	P4		1B		P4		FC6-4		4	0	0	0	1	0	5						
Joe Randa, R OBP: 0.266, SLG: 0.167 (1.5)		F9			1B		L6-3		P2		5	0	2	1	0	0	1						
Ken Harvey, R OBP: 0.536, SLG: 0.500 (1.3)		F9			1B		G4-3		1B		5	1	2	0	0	1	0						
Kelly Stinnett, R OBP: 0.333, SLG: 0.333 Matt Stairs, L OBP: 0.300, SLG: 0.333 (9, PH)					K		P2		K		3	1	1	0	0	1	2						
Rich Thompson, L (10, PR)					HR				1B		0	1	0	0	0	0	0						
Aaron Guiel, L OBP: 0.450, SLG: 0.765 (1.7)					K		G3		4 BB		5	2	3	3	0	1	2						
Tony Graffanino, R OBP: 0.375, SLG: 0.333 (1.4)					FC6-4		F8		4 BB		4	1	2	1	0	0	2						
Inning Stats	R: 0 E: 0 K: 2 S: 8	H: 0 LOB: 0 BB: 0 P: 11	R: 0 E: 0 K: 0 S: 5	H: 0 LOB: 0 BB: 0 P: 7	R: 2 E: 0 K: 0 S: 13	H: 3 LOB: 2 BB: 1 P: 22	R: 0 E: 0 K: 2 S: 11	H: 2 LOB: 2 BB: 0 P: 14	R: 1 E: 0 K: 0 S: 10	H: 1 LOB: 2 BB: 1 P: 22	R: 0 E: 0 K: 0 S: 5	H: 0 LOB: 0 BB: 0 P: 7	R: 0 E: 0 K: 0 S: 7	H: 0 LOB: 0 BB: 0 P: 11	R: 0 E: 0 K: 0 S: 6	H: 0 LOB: 0 BB: 1 P: 13	R: 3 E: 0 K: 1 S: 18	H: 4 LOB: 2 BB: 1 P: 29	R: 1 E: 0 K: 1 S: 13	H: 2 LOB: 1 BB: 0 P: 22	1B: 11 2B: 1 3B: 0 HR: 1	SF: 0 SAC: 0 DP: 1 HBP: 0	WP: 0 PA: 44
PITCHER	IP	WLS	BF	H	R	ER	SO	BB	IBB	HBP	BLK	WP	HR	S	P	ERA	WHIP						
CC Sabathia, L ERA: 1.8 (1.1)	8.0		32	6	3	3	4	4	0	0	0	0	0	65	107	3.38	1.250						
David Riske, R ERA: 22.5 (9.1)	0.2	B	7	4	3	3	1	1	0	0	0	0	0	16	27	40.50	7.500						
63 Rafael Belancourt, R ERA: 1.99 (9.1)	1.0	L	4	1	1	1	1	0	0	0	0	0	0	12	19	9.00	1.000						
Scott Stewart, L ERA: 81.0 (10.1)	0.0		1	1	0	0	0	0	0	0	0	0	0	3	5	=	=						

Cleveland Indians @ Kansas City Royals
Kauffman Stadium, Kansas City, MO
Sat Apr 10 2004, 1:10 PM CDT
Att: 21,889 - Overcast - 49 F

AB	39
R	7
H	12
RBI	7
BB	5
SO	6
LOB	20



Batter	1	2	3	4	5	6	7	8	9	AB	R	H	RBI	BB	SO	LOB	TOP					
Shannon Stewart, R (1, 7) OBP: 0.513, SLG: 0.483	G5-3		L9-3				G4-6-3 BB		K	4	0	0	0	1	1	4						
Luis Rivas, R (1, 4) OBP: 0.310, SLG: 0.464	F9						G4-6-3		P2	4	1	1	0	0	0	1						
Doug Mientkiewicz, L (1, 3) OBP: 0.497, SLG: 0.590									K	3	0	1	0	1	1	1						
Jose Offerman, S (1, 10) OBP: 0.417, SLG: 0.870	K						G6-4-3 BB		F7	3	1	0	0	1	1	2						
5 Michael Cuddyer, R (1, 5) OBP: 0.286, SLG: 0.250		G4-3					E8			4	1	2	1	0	0	0						
Jacque Jones, L (1, 9) OBP: 0.313, SLG: 0.500		G6-3					G5-3			4	0	2	2	0	0	1						
20 Lew Ford, R (1, 8) OBP: 0.286, SLG: 0.462		P5							F8	3	0	0	0	1	0	1						
Henry Blanco, R (1, 2) OBP: 0.417, SLG: 0.611										3	0	0	0	0	0	3						
8 Nick Punto, S (9, PH) OBP: 0.462, SLG: 0.417			F9		G6-4-3				P6	0	0	0	0	1	0	0						
Cristian Guzman, S (1, 6) OBP: 0.310, SLG: 0.379							G4-3			4	0	2	0	0	0	2						
Inning Stats	R: 0 E: 0 K: 1 S: 13	H: 1 LOB: 1 BB: 0 P: 14	R: 0 E: 0 K: 0 S: 10	H: 0 LOB: 0 BB: 0 P: 13	R: 0 E: 0 K: 0 S: 6	H: 1 LOB: 0 BB: 0 P: 12	R: 2 E: 0 K: 0 S: 20	H: 3 LOB: 2 BB: 2 P: 32	R: 0 E: 0 K: 0 S: 9	H: 0 LOB: 0 BB: 1 P: 16	R: 0 E: 1 K: 0 S: 7	H: 0 LOB: 1 BB: 1 P: 16	R: 0 E: 0 K: 0 S: 11	H: 1 LOB: 1 BB: 0 P: 16	R: 0 E: 0 K: 1 S: 9	H: 0 LOB: 0 BB: 0 P: 12	R: 1 E: 0 K: 1 S: 13	H: 2 LOB: 2 BB: 1 P: 22	1B: 7 2B: 2 3B: 0 HR: 0	SF: 0 SAC: 0 DP: 4 HBP: 0	WP: 0 PB: 0 SB: 0 CS: 0	PA: 37
PITCHER	IP	WLS	BF	H	R	ER	SO	BB	IBB	HBP	BLK	WP	HR	S	P	ERA	WHIP					
31 Cliff Lee, L (1, 1) ERA: 3.48	6.0	W	24	5	2	2	1	4	0	0	0	0	0	65	103	3.00	1.500					
Jack Cressend, R (7, 1) ERA: 3.18	1.0	H	4	1	0	0	0	0	0	0	0	0	0	11	16	0.00	1.000					
63 Rafael Betancourt, R (8, 1) ERA: 1.59	1.0		3	0	0	0	1	0	0	0	0	0	0	9	12	0.00	0.000					
David Riske, R (9, 1) ERA: 18.0	1.0		6	2	1	1	1	1	0	0	0	0	0	13	22	9.00	3.000					

Minnesota Twins @ Cleveland Indians
Jacobs Field, Cleveland, OH
Mon Apr 12 2004, 3:05 PM EDT
Att. 42,424 - Overcast - 45 F

AB 32
R 3
H 8
RBI 3
BB 5
SO 3
LOB 15



Batter	1	2	3	4	5	6	7	8	9	AB	R	H	RBI	BB	SO	LOB	BOTTOM				
Matt Lawton, L (1, 7) OBP: 0.325, SLG: 0.500	P2		F9	F8			HR			4	1	1	1	0	0	2					
Omar Vizquel, S (1, 6) OBP: 0.359, SLG: 0.371	2B		48 HR	CS	FC5	G3	P4			3	1	2	0	1	0	0					
Jody Gerut, L (1, 9) OBP: 0.317, SLG: 0.333	P4		K		G3		L6			4	0	0	0	0	1	4					
Casey Blake, R (1, 5) OBP: 0.400, SLG: 0.457	2B		48 HR	BB	FC5	48 HBP	P6			3	1	1	0	1	0	1					
48 Travis Hafner, L (1, 10) OBP: 0.407, SLG: 1.000	K		HR				F8			3	1	1	4	0	1	2					
41 Victor Martinez, S (1, 2) OBP: 0.208, SLG: 0.273		F9	G3				K			4	0	0	0	0	1	2					
Ben Broussard, L (1, 3) OBP: 0.556, SLG: 0.500	P6						G4-3			4	0	0	0	0	0	0					
Ronnie Belliard, R (1, 4) OBP: 0.474, SLG: 0.543	G6-3						G3			3	1	1	0	0	0	0					
Coco Crisp, S (1, 8) OBP: 0.310, SLG: 0.370			BB	48 HR	CS		G6-3			3	1	2	1	0	0	0					
Inning Stats	R: 0 E: 0 K: 1 S: 15	H: 2 LOB: 2 BB: 0 P: 23	R: 0 E: 0 K: 0 S: 7	H: 0 LOB: 0 BB: 0 P: 9	R: 4 E: 0 K: 1 S: 14	H: 2 LOB: 0 BB: 2 P: 27	R: 1 E: 0 K: 0 S: 5	H: 2 LOB: 0 BB: 0 P: 8	R: 0 E: 0 K: 0 S: 14	H: 0 LOB: 2 BB: 0 P: 19	R: 0 E: 0 K: 0 S: 8	H: 0 LOB: 0 BB: 0 P: 14	R: 1 E: 0 K: 0 S: 8	H: 1 LOB: 0 BB: 0 P: 12	R: 0 E: 0 K: 1 S: 6	H: 0 LOB: 0 BB: 0 P: 12	1B: 4 2B: 2 3B: 0 HR: 2	SF: 0 SAC: 0 DP: 0 HBP: 1	WP: 0 PB: 0 SB: 1 CS: 1	PA: 35	
PITCHER	IP	WLS	BF	H	R	ER	SO	BB	IBB	HBP	BLK	WP	HR	S	P	ERA	WHIP				
Kyle Lohse, R (1, 1) ERA: 9.0	6.0	L	27	7	5	5	2	2	0	1	0	0	1	63	100	7.50	1.500				
51 Carlos Pulido, L (7, 1) ERA: 4.91	2.0		7	1	1	1	1	0	0	0	0	0	1	14	24	4.50	0.500				

Minnesota Twins @ Cleveland Indians
Jacobs Field, Cleveland, OH
Mon Apr 12 2004, 3:05 PM EDT
Att. 42,424 - Overcast - 45 F

AB 31
R 6
H 8
RBI 6
BB 2
SO 3
LOB 11



Batter	1	2	3	4	5	6	7	8	9	AB	R	H	RBI	BB	SO	LOB	TOP					
Shannon Stewart, R (1, 7) OBP: 0.477, SLG: 0.485	E5 G1-6-3		SF8		F7		2B	G4-3		4	0	1	2	0	0	2	Minnesota Twins @ Cleveland Indians Jacobs Field, Cleveland, OH Wed Apr 14 2004, 7:05 PM EDT Att: 14,237 - Sunny - 47 F					
8 Nick Punto, S (1, 4) OBP: 0.444, SLG: 0.412	K		P3		1B		P6		5	0	2	0	0	1	2							
Doug Mientkiewicz, L (1, 3) OBP: 0.450, SLG: 0.514	G1-6-3 1-2		1B		L7-6-3 1-1			1B	2B	5	1	2	0	0	3							
Corey Koskie, L (1, 5) OBP: 0.313, SLG: 0.440		F8	P3			G6-3		K	HR	5	1	1	1	0	1							
Jose Offerman, S (1, 10) OBP: 0.379, SLG: 0.741	G3			L7		G3-1		1B 20 1B	L1	4	1	0	0	1	0							
Jacque Jones, L (1, 9) OBP: 0.306, SLG: 0.469	K			G4-3		K		2B 20 1B		4	1	1	1	0	2							
Michael Ryan, L (1, 8) 20 Lew Ford, R (7, 8) OBP: 0.333, SLG: 0.500			HR	F7			F8	2B	1B	3	1	1	0	0	0							
Henry Blanco, R (1, 2) OBP: 0.500, SLG: 0.909			HR				G4-3	2B	2B	4	3	4	3	0	0							
Cristian Guzman, S (1, 6) OBP: 0.333, SLG: 0.485			SF8		E		G4-3	G1-3		4	2	2	1	0	3							
Inning Stats	R: 0 E: 1 K: 1 S: 10	H: 0 LOB: 0 BB: 0 P: 14	R: 0 E: 0 K: 1 S: 10	H: 3 LOB: 1 BB: 0 P: 10	R: 3 E: 0 K: 0 S: 13	H: 4 LOB: 1 BB: 0 P: 18	R: 0 E: 0 K: 0 S: 7	H: 0 LOB: 0 BB: 0 P: 11	R: 2 E: 1 K: 0 S: 11	H: 3 LOB: 0 BB: 0 P: 15	R: 0 E: 0 K: 1 S: 7	H: 0 LOB: 0 BB: 0 P: 10	R: 1 E: 0 K: 0 S: 13	H: 2 LOB: 1 BB: 0 P: 21	R: 3 E: 0 K: 1 S: 17	H: 4 LOB: 2 BB: 1 P: 27	R: 1 E: 0 K: 0 S: 8	H: 2 LOB: 0 BB: 0 P: 12	1B: 7 2B: 8 3B: 1 HR: 2	SF: 1 SAC: 0 DP: 3 HBP: 0	WP: 0 PB: 0 SB: 0 CS: 1	PA: 41
PITCHER	IP	WLS	BF	H	R	ER	SO	BB	IBB	HBP	BLK	WP	HR	S	P	ERA	WHIP					
Jeff D'Amico, R (1, 1) ERA: 3.29	6.2	L	28	9	6	5	3	0	0	0	0	0	1	68	94	6.75	1.350					
Scott Stewart, L (7, 1) ERA: 32.4	0.2		5	2	3	3	1	0	1	0	0	0	0	12	20	40.50	3.000					
37 Jake Westbrook, R (8, 1) ERA: 3.38	1.2		8	4	1	1	0	0	0	0	0	0	1	16	24	5.40	2.400					

AB	39
R	10
H	15
RBI	9
BB	1
SO	4
LOB	12



Batter	1	2	3	4	5	6	7	8	9	AB	R	H	RBI	BB	SO	LOB	BOTTOM					
Matt Lawton, L (1, 7) OBP: 0.333, SLG: 0.488	K		G4-3		1B		L9		DI	5	1	2	2	0	1	0	Minnesota Twins @ Cleveland Indians Jacobs Field, Cleveland, OH Wed Apr 14 2004, 7:05 PM EDT Att: 14,237 - Sunny - 47 F					
Omar Vizquel, S (1, 6) OBP: 0.384, SLG: 0.375	P6		G1-3		1B		G6-3		DI	5	0	2	1	0	0							
Jody Gerut, L (1, 9) OBP: 0.326, SLG: 0.308	G4-3			F8	G5-3			BB	BB	3	0	0	0	2	2							
Casey Blake, R (1, 5) OBP: 0.422, SLG: 0.462		41 F9 1B	48 1B			41 F8 1B	48 BB	K	K	4	2	2	0	1	3							
48 Travis Hafner, L (1, 10) OBP: 0.419, SLG: 0.929	E	1B		F8		FC1-6	1B	G1-6-3		3	0	1	0	1	2							
41 Victor Martinez, S (1, 2) OBP: 0.214, SLG: 0.385	F9			F9		F8			HR	4	1	1	1	0	5							
Ben Broussard, L (1, 3) OBP: 0.538, SLG: 0.455	G4-6-3	1B		L7	FC1-6		1-2	FC5-4	BB	3	0	1	2	1	0							
Ronnie Belliard, R (1, 4) OBP: 0.439, SLG: 0.500 John McDonald, R (9, 4)	G4-6-3			L9	P6			FC5-4	DI	3	0	0	0	0	3							
Coco Crisp, S (1, 8) OBP: 0.303, SLG: 0.387			G3-1		1B		L9		P5	4	1	1	0	0	1							
Inning Stats	R: 0 E: 0 K: 1 S: 6	H: 3 LOB: 1 BB: 0 P: 14	R: 1 E: 1 K: 0 S: 9	H: 3 LOB: 1 BB: 0 P: 14	R: 0 E: 0 K: 0 S: 8	H: 0 LOB: 0 BB: 0 P: 11	R: 0 E: 0 K: 0 S: 9	H: 0 LOB: 1 BB: 1 P: 14	R: 1 E: 0 K: 0 S: 14	H: 3 LOB: 2 BB: 0 P: 24	R: 1 E: 0 K: 0 S: 7	H: 1 LOB: 1 BB: 1 P: 15	R: 0 E: 0 K: 0 S: 9	H: 0 LOB: 0 BB: 0 P: 14	R: 0 E: 0 K: 1 S: 6	H: 0 LOB: 0 BB: 1 P: 14	R: 3 E: 0 K: 1 S: 19	H: 3 LOB: 2 BB: 2 P: 34	1B: 8 2B: 1 3B: 0 HR: 1	SF: 0 SAC: 0 DP: 2 HBP: 0	WP: 0 PB: 0 SB: 0 CS: 0	PA: 40
PITCHER	IP	WLS	BF	H	R	ER	SO	BB	IBB	HBP	BLK	WP	HR	S	P	ERA	WHIP					
Carlos Silva, R (1, 1) ERA: 5.73	5.0	W	23	7	3	3	1	2	0	0	0	0	0	13	20	0.00	0.000					
Aaron Fultz, L (6, 1) ERA: 1.35	2.0	H	6	0	0	0	0	0	0	0	0	0	0	6	14	0.00	1.000					
J.C. Romero, L (8, 1) ERA:	1.0		3	0	0	0	1	1	0	0	0	0	0	6	14	0.00	1.000					
36 Joe Nathan, R (9, 1) ERA: 7.38	0.2		7	3	3	3	0	2	0	0	0	0	1	16	29	40.50	7.500					
Juan Rincon, R (9, 1) ERA: 3.6	0.1	S	1	0	0	0	1	0	0	0	0	0	0	3	5	0.00	0.000					

AB	35
R	6
H	10
RBI	6
BB	5
SO	3
LOB	18



Batter	1	2	3	4	5	6	7	8	9	AB	R	H	RBI	BB	SO	LOB	TOP								
Shannon Stewart, R (1, 10) OBP: 0.490, SLG: 0.472										3	0	1	0	2	0	1	Minnesota Twins @ Cleveland Indians Jacobs Field, Cleveland, OH Thu Apr 15 2004, 7:05 PM EDT Att: 15,105 - Sunny - 52 F								
Luis Rivas, R (1, 4) OBP: 0.265, SLG: 0.394										5	0	0	0	0	1	6									
Doug Mientkiewicz, L (1, 3) OBP: 0.439, SLG: 0.590										1	0	0	0	0	0	1									
Jose Offerman, S (1, 3) OBP: 0.375, SLG: 0.733											3	1	1	0	0	0		0							
Corey Koskie, L (1, 5) OBP: 0.361, SLG: 0.571										3	1	2	2	0	1	0									
5 Michael Cuddyer, R (1, 7) OBP: 0.280, SLG: 0.292										4	0	1	0	0	1	2									
Jacque Jones, L (1, 9) OBP: 0.300, SLG: 0.528										4	1	1	1	0	1	3									
20 Lew Ford, R (1, 8) OBP: 0.368, SLG: 0.500										4	0	2	0	0	0	1									
Henry Blanco, R (1, 2) OBP: 0.500, SLG: 0.840										3	0	1	0	1	0	1									
Cristian Guzman, S (1, 6) OBP: 0.306, SLG: 0.444										3	0	0	0	0	1	2									
Inning Stats	R: 0 E: 0 K: 0 S: 7	H: 1 LOB: 0 BB: 0 P: 12	R: 0 E: 0 K: 0 S: 8	H: 0 LOB: 1 BB: 0 P: 12	R: 0 E: 0 K: 0 S: 8	H: 0 LOB: 0 BB: 0 P: 9	R: 1 E: 0 K: 2 S: 18	H: 2 LOB: 1 BB: 0 P: 27	R: 0 E: 0 K: 0 S: 9	H: 1 LOB: 2 BB: 1 P: 18	R: 0 E: 0 K: 1 S: 9	H: 1 LOB: 1 BB: 0 P: 17	R: 0 E: 0 K: 1 S: 8	H: 1 LOB: 1 BB: 0 P: 12	R: 1 E: 0 K: 0 S: 7	H: 2 LOB: 2 BB: 0 P: 9	R: 1 E: 0 K: 0 S: 6	H: 2 LOB: 2 BB: 2 P: 16	1B: 5 2B: 2 3B: 0 HR: 2	SF: 0 SAC: 1 DP: 2 HBP: 1	WP: 0 PB: 0 SB: 3 CS: 0	PA: 38			
PITCHER	IP	WLS	BF	H	R	ER	SO	BB	IBB	HBP	BLK	WP	HR	S	P	ERA	WHIP								
Jason Stanford, L (1, 1) ERA: 0.82	6.0	L	24	5	1	1	3	1	0	1	0	0	0	59	95	1.50	1.000								
Jack Cressend, R (7, 1) ERA: 3.52	2.0		8	2	1	1	2	0	0	0	0	0	1	15	21	4.50	1.000								
David Riske, R (9, 1) ERA: 15.75	1.0		6	2	1	1	0	1	1	0	0	0	1	6	16	9.00	3.000								

AB	33
R	3
H	9
RBI	3
BB	3
SO	5
LOB	17



Batter	1	2	3	4	5	6	7	8	9	AB	R	H	RBI	BB	SO	LOB	BOTTOM								
Matt Lawton, L (1, 7) OBP: 0.306, SLG: 0.447										4	0	0	0	0	1	2	Minnesota Twins @ Cleveland Indians Jacobs Field, Cleveland, OH Thu Apr 15 2004, 7:05 PM EDT Att: 15,105 - Sunny - 52 F								
Omar Vizquel, S (1, 6) OBP: 0.354, SLG: 0.364										4	0	1	0	0	0	0									
Jody Gerut, L (1, 9) OBP: 0.340, SLG: 0.310										3	0	1	0	1	0	0									
Casey Blake, R (1, 5) OBP: 0.408, SLG: 0.442										4	0	1	0	0	2	3									
48 Travis Hafner, L (1, 10) OBP: 0.371, SLG: 0.813										4	0	0	0	0	2	2									
41 Victor Martinez, S (1, 2) OBP: 0.188, SLG: 0.333										4	0	0	0	0	0	1									
Ben Broussard, L (1, 3) OBP: 0.563, SLG: 0.462										2	0	1	0	1	0	0									
Alex Escobar, R (1, 8) OBP: 0.200, SLG: 0.143										3	0	0	0	0	2	3									
John McDonald, R (1, 4) Ronnie Belliard, R (8, PH) (9, 4) OBP: 0.429, SLG: 0.487										2	0	0	0	0	0	2									
Inning Stats	R: 0 E: 0 K: 1 S: 12	H: 2 LOB: 2 BB: 0 P: 18	R: 0 E: 0 K: 2 S: 11	H: 1 LOB: 0 BB: 0 P: 15	R: 0 E: 0 K: 0 S: 6	H: 0 LOB: 0 BB: 0 P: 10	R: 0 E: 0 K: 0 S: 6	H: 0 LOB: 0 BB: 0 P: 10	R: 0 E: 0 K: 2 S: 11	H: 0 LOB: 2 BB: 1 P: 20	R: 0 E: 0 K: 0 S: 8	H: 1 LOB: 1 BB: 0 P: 11	R: 0 E: 0 K: 0 S: 8	H: 0 LOB: 0 BB: 0 P: 13	R: 0 E: 0 K: 0 S: 10	H: 0 LOB: 0 BB: 0 P: 15	R: 0 E: 0 K: 2 S: 12	H: 0 LOB: 1 BB: 1 P: 21	1B: 4 2B: 1 3B: 0 HR: 0	SF: 0 SAC: 0 DP: 1 HBP: 0	WP: 0 PB: 0 SB: 1 CS: 1	PA: 33			
PITCHER	IP	WLS	BF	H	R	ER	SO	BB	IBB	HBP	BLK	WP	HR	S	P	ERA	WHIP								
Brad Radke, R (1, 1) ERA: 3.32	8.0	W	29	4	0	0	0	1	0	0	0	0	0	72	112	0.00	0.625								
36 Joe Nathan, R (9, 1) ERA: 5.79	1.0	S	4	0	0	0	2	1	0	0	0	0	0	12	21	0.00	1.000								

AB	31
R	0
H	4
RBI	0
BB	2
SO	7
LOB	13



Batter	1	2	3	4	5	6	7	8	9	AB	R	H	RBI	BB	SO	LOB	TOP											
Alex Sanchez, L (1, 8) OBP: 0.318, SLG: 0.455 Fernando Vina, L (7, PR) OBP: 0.365, SLG: 0.348	F8		P6			9 2B	9 HR		G3-1	4	1	2	1	0	0	1	1 1 0 0 0 0 0											
9 Carlos Guillen, S (1, 6) OBP: 0.400, SLG: 0.513	1B			G5-3		1B	HR		F7	5	2	3	4	0	0	0	5 2 3 4 0 0 0											
Ivan Rodriguez, R (1, 2) OBP: 0.373, SLG: 0.500	K			K		1B	K			4	0	1	1	1	0	3	2											
Rondell White, R (1, 10) OBP: 0.420, SLG: 0.488	P4			G6-3		1B	P6			4	0	1	0	0	0	2												
Craig Monroe, R (1, 7) OBP: 0.333, SLG: 0.355 Eric Munson, L (6, PH) OBP: 0.281, SLG: 0.531	K				K	1B			G3	2	0	0	0	0	0	2	0											
Bobby Higginson, L (1, 9) OBP: 0.372, SLG: 0.382	G3-1				F9	F8			G3	4	0	0	0	0	0	3												
Greg Norton, S (1, 3) Carlos Pena, L (6, PH) OBP: 0.356, SLG: 0.667	K				F9	K			HR	2	0	0	0	0	1	0	2											
15 Brandon Inge, R (1, 5) OBP: 0.381, SLG: 0.316				G5-3		9 2B	K		K	4	1	1	0	0	2	0												
20 Omar Infante, R (1, 4) OBP: 0.300, SLG: 0.375				CS		K	2B		G5-3	3	1	1	0	1	1	1												
Inning Stats	R: 0 E: 0 K: 1 S: 8	H: 1 LOB: 1 BB: 0 P: 11	R: 0 E: 0 K: 2 S: 9	H: 0 LOB: 0 BB: 0 P: 15	R: 0 E: 0 K: 0 S: 10	H: 1 LOB: 0 BB: 0 P: 16	R: 0 E: 0 K: 1 S: 11	H: 0 LOB: 0 BB: 0 P: 18	R: 0 E: 0 K: 1 S: 10	H: 0 LOB: 0 BB: 0 P: 15	R: 3 E: 0 K: 2 S: 18	H: 6 LOB: 3 BB: 0 P: 28	R: 3 E: 0 K: 2 S: 13	H: 2 LOB: 1 BB: 1 P: 21	R: 1 E: 0 K: 1 S: 8	H: 1 LOB: 0 BB: 0 P: 10	R: 0 E: 0 K: 0 S: 7	H: 0 LOB: 0 BB: 0 P: 11	1B: 6 2B: 3 3B: 0 HR: 2	SF: 0 SAC: 0 DP: 0 HBP: 0	WP: 0 PB: 0 SB: 1 CS: 1	PA: 38						
PITCHER	IP	WLS	BF	H	R	ER	SO	BB	IBB	HBP	BLK	WP	HR	S	P	ERA	WHIP											
31 Cliff Lee, L (1, 1) ERA: 4.02 Jack Cressend, R (6, 1) ERA: 6.23 63 Rafael Betancourt, R (7, 1) ERA: 2.16 David Riske, R (9, 1) ERA: 12.6	5.1	W	21	6	3	3	6	0	0	0	0	0	0	1	16	29	5.06	1.125										

Detroit Tigers @ Cleveland Indians
Jacobs Field, Cleveland, OH
Sun Apr 18 2004, 1:05 PM EDT
Att: 19,240 - Sunny - 77 F

AB 37
R 7
H 11
RBI 7
BB 1
SO 10
LOB 12



Batter	1	2	3	4	5	6	7	8	9	AB	R	H	RBI	BB	SO	LOB	BOTTOM										
Matt Lawton, L (1, 7) OBP: 0.373, SLG: 0.585	HR		2B	HR		4B 2B			G6-3	3	4	2	4	1	0	1											
Omar Vizquel, S (1, 6) OBP: 0.356, SLG: 0.370	K		HBP	F8		L6			E	4	0	1	1	1	1	2											
Jody Gerut, L (1, 9) OBP: 0.385, SLG: 0.474	K2-3		K			1B			E4	5	0	2	2	0	2	2											
48 Travis Hafner, L (1, 10) OBP: 0.408, SLG: 0.721	1B		4B	BB		K			F7	3	0	1	1	2	1	3											
41 Victor Martinez, S (1, 2) OBP: 0.279, SLG: 0.436	FC5-4		G4-6-3			P2			FC6-4	5	0	1	0	0	0	5											
Ronnie Belliard, R (1, 4) OBP: 0.464, SLG: 0.519	FC5-4			HR		F9			E5	4	1	2	0	0	0	3											
Ben Broussard, L (1, 3) OBP: 0.480, SLG: 0.500			G1-3			K			HR	3	1	1	1	1	1	1											
Lou Merloni, R (1, 5) OBP: 0.300, SLG: 0.263 Casey Blake, R (9, 5) OBP: 0.379, SLG: 0.392	K			F8		F8			G6-4-3	4	0	0	0	0	1	3											
Coco Crisp, S (1, 8) OBP: 0.310, SLG: 0.410	F9			HR		1B			G6-3	3	3	2	0	1	0	0											
Inning Stats	R: 1 E: 0 K: 2 S: 11	H: 2 LOB: 2 BB: 1 P: 20	R: 0 E: 0 K: 1 S: 10	H: 0 LOB: 0 BB: 0 P: 12	R: 1 E: 0 K: 1 S: 10	H: 1 LOB: 1 BB: 1 P: 19	R: 3 E: 0 K: 1 S: 11	H: 2 LOB: 0 BB: 1 P: 20	R: 0 E: 0 K: 1 S: 9	H: 1 LOB: 1 BB: 0 P: 12	R: 3 E: 0 K: 0 S: 10	H: 4 LOB: 2 BB: 1 P: 20	R: 0 E: 1 K: 0 S: 8	H: 1 LOB: 1 BB: 1 P: 16	R: 1 E: 1 K: 0 S: 12	H: 1 LOB: 2 BB: 1 P: 22	R: 0 E: 0 K: 0 S: 7	H: 0 LOB: 0 BB: 0 P: 11	1B: 5 2B: 4 3B: 0 HR: 3	SF: 0 SAC: 0 DP: 2 HBP: 1	WP: 0 PB: 0 SB: 0 CS: 0	PA: 41					
PITCHER	IP	WLS	BF	H	R	ER	SO	BB	IBB	HBP	BLK	WP	HR	S	P	ERA	WHIP										
38 Jeremy Bonderman, R (1, 1) ERA: 7.02 Steve Colyer, L (6, 1) ERA: 12.6 Gary Knotts, R (7, 1) ERA: 13.5 Danny Patterson, R (7, 1) ERA: 6.75 Jamie Walker, L (8, 1) ERA: 1.69	5.1	L	27	4	2	1	1	0	1	0	0	0	0	6	12	13.50	4.500										

Detroit Tigers @ Cleveland Indians
Jacobs Field, Cleveland, OH
Sun Apr 18 2004, 1:05 PM EDT
Att: 19,240 - Sunny - 77 F

AB 34
R 9
H 12
RBI 9
BB 6
SO 6
LOB 20



Batter	1	2	3	4	5	6	7	8	9	AB	R	H	RBI	BB	SO	LOB	TOP										
Fernando Vina, L OBP: 0.333, SLG: 0.314	1-1 E6 9 BB 1B	1-0 G6-3			2-2 G3			P6 K		5	1	0	0	0	1	1											
9 Carlos Guillen, S OBP: 0.400, SLG: 0.488	4-2 1B 1B 1-2 BB BB	1-3 K			3-1 F7			1-1 1B HR 1B	1-2 F7	4	2	1	0	1	1	0											
Ivan Rodriguez, R OBP: 0.375, SLG: 0.491	0-1 BB 1B 1-2 2-H 1B	2-1 P6			0-3 K			0-2 1B HR 1B	0-0 G5-3	5	2	2	1	0	1	0											
Rondell White, R OBP: 0.418, SLG: 0.543	1-0 BB 1B 1-2 2-3 1B				0-1 G6-3			1-1 1B HR 1B 1-H 2-H	3-1 E5	5	2	2	3	0	1	0											
Carlos Pena, L OBP: 0.340, SLG: 0.609	4-2 1B 1-2 2-3 BB				2-2 G4-3			1-2 G4-3	3-3 K	4	0	0	1	1	2	1											
Bobby Higginson, L OBP: 0.370, SLG: 0.378	0-1 1B				1-0 G4-3			4-2 20 1B 15 2B BB		3	0	1	2	0	1	0											
Greg Norton, S OBP: 0.160, SLG: 0.045	1-2 2-H 3-H 1B									0	1	0	0	1	0	0											
Craig Monroe, R OBP: 0.300, SLG: 0.314	3-2 F9				0-1 F8			1-1 G1-3	0-1 E4 20 1B 15 2B	4	1	0	0	0	0	3											
Eric Munson, L OBP: 0.257, SLG: 0.486	1-3 K				3-3 K			2-2 G1-3	1-1 15 2B 1B	3	0	0	0	0	2	2											
20 Omar Infante, R OBP: 0.354, SLG: 0.444								1-2 2-3 1B		1	1	1	0	0	0	0											
15 Brandon Inge, R OBP: 0.360, SLG: 0.348	2-1 F8				3-2 G5-3			0-0 G6-3	0-1 1-H 2-H 3-H 2B	4	0	1	3	0	0	2											
Inning Stats	R: 4 E: 1 K: 1 S: 19	H: 3 LOB: 2 P: 35	R: 0 E: 0 K: 1 S: 6	H: 0 LOB: 0 BB: 0 P: 10	R: 0 E: 0 K: 3 S: 9	H: 0 LOB: 0 BB: 0 P: 14	R: 0 E: 0 K: 1 S: 8	H: 0 LOB: 0 BB: 0 P: 14	R: 0 E: 0 K: 0 S: 7	H: 0 LOB: 0 BB: 0 P: 10	R: 0 E: 0 K: 0 S: 6	H: 0 LOB: 0 BB: 0 P: 9	R: 6 E: 1 K: 1 S: 24	H: 5 LOB: 1 BB: 1 P: 35	R: 0 E: 1 K: 1 S: 12	H: 0 LOB: 1 BB: 0 P: 19	1B: 6 2B: 1 3B: 0 HR: 1	SF: 0 SAC: 0 DP: 0 HBP: 0	WP: 0 PB: 0 SB: 0 CS: 0	PA: 41							
PITCHER	IP	WLS	BF	H	R	ER	SO	BB	IBB	HBP	BLK	WP	HR	S	P	ERA	WHIP										
Jeff D'Amico, R ERA: 5.27	(1, 1)	0.0	6	3	4	3	0	2	0	0	0	0	0	11	21	∞	∞										
37 Jake Westbrook, R ERA: 1.46	(1, 1)	7.0	21	0	0	0	7	0	0	0	0	0	0	52	84	0.00	0.000										
63 Rafael Betancourt, R ERA: 5.19	(8, 1)	0.1	L	4	3	3	0	0	0	0	0	0	1	9	13	81.00	9.000										
Scott Stewart, L ERA: 13.5	(8, 1)	0.2		6	2	3	0	1	0	0	0	0	0	15	22	0.00	4.500										
David Lee, R ERA:	(9, 1)	1.0		4	0	0	0	1	0	0	0	0	0	12	19	0.00	0.000										

Detroit Tigers @ Cleveland Indians
Jacobs Field, Cleveland, OH
Mon Apr 19 2004, 7:05 PM EDT
Att: 13,650 - Unknown - 75 F

AB 38
R 10
H 8
RBI 10
BB 3
SO 9
LOB 9



Batter	1	2	3	4	5	6	7	8	9	AB	R	H	RBI	BB	SO	LOB	BOTTOM										
Ronnie Belliard, R OBP: 0.492, SLG: 0.589	1-2 SH1-3 G4-3 2B				3-3 K			0-0 2B	2-2 2B	4	2	3	0	1	1	0											
Omar Vizquel, S OBP: 0.335, SLG: 0.386	0-0 SH1-3				1-0 G6-3			0-0 2B	1-2 G6-3	3	1	1	1	0	1	2											
John McDonald, R OBP: 0.111, SLG: 0.111	2-3							2-H 2B		1	0	0	0	0	0	1											
Matt Lawton, L OBP: 0.365, SLG: 0.561	1-2 G4-3				0-1 G6-3			0-0 F8	0-0 FC6-4 2-H 1B	4	0	1	2	0	0	2											
Casey Blake, R OBP: 0.371, SLG: 0.436	3-H K				3-2 HR			1-3 K	1-2 FC6-4 1-2	4	1	1	1	0	2	1											
48 Travis Hafner, L OBP: 0.377, SLG: 0.660					1-0 G3			1-2 G4-3	0-3 K	4	0	0	0	0	2	0											
41 Victor Martinez, S OBP: 0.318, SLG: 0.439					4-2 BB 1B			4-1 BB	0-0 G3	2	0	1	0	2	0	0											
Alex Escobar, R OBP: 0.262, SLG: 0.211					0-3 K			2-2 G6-3	3-2 F9	3	0	0	0	1	1	2											
Ben Broussard, L OBP: 0.448, SLG: 0.458					2-2 G6-4-3			0-2 E7 SH2-4 1B	0-2 F8	4	0	1	0	0	1	2											
Coco Crisp, S OBP: 0.289, SLG: 0.381					0-3 K			0-0 SH2-4	1-2 G6-3	3	0	0	0	0	1	0											
Inning Stats	R: 1 E: 0 K: 1 S: 10	H: 1 LOB: 0 BB: 0 P: 13	R: 0 E: 0 K: 1 S: 10	H: 1 LOB: 1 BB: 1 P: 17	R: 0 E: 0 K: 2 S: 7	H: 0 LOB: 0 BB: 0 P: 11	R: 1 E: 0 K: 1 S: 11	H: 1 LOB: 1 BB: 1 P: 19	R: 0 E: 0 K: 1 S: 9	H: 0 LOB: 2 BB: 1 P: 15	R: 0 E: 0 K: 1 S: 11	H: 0 LOB: 1 BB: 1 P: 19	R: 2 E: 0 K: 1 S: 9	H: 3 LOB: 1 BB: 0 P: 14	R: 0 E: 0 K: 1 S: 9	H: 0 LOB: 0 BB: 0 P: 12	R: 0 E: 0 K: 1 S: 14	H: 1 LOB: 1 BB: 0 P: 18	1B: 3 2B: 4 3B: 0 HR: 1	SF: 0 SAC: 2 DP: 1 HBP: 0	WP: 0 PB: 0 SB: 0 CS: 0	PA: 38					
PITCHER	IP	WLS	BF	H	R	ER	SO	BB	IBB	HBP	BLK	WP	HR	S	P	ERA	WHIP										
29 Nate Robertson, L ERA: 2.55	(1, 1)	6.2	28	5	3	3	8	4	0	0	0	0	0	63	101	4.05	1.350										
Jamie Walker, L ERA: 3.39	(7, 1)	0.0	B	2	2	1	1	0	0	0	0	0	0	2	2	∞	∞										
Al Levine, R ERA: 1.17	(7, 1)	1.1	W	4	0	0	0	1	0	0	0	0	0	11	17	0.00	0.000										
Ugueth Urbina, R ERA: 4.5	(9, 1)	1.0		4	1	0	0	0	0	0	0	0	0	14	18	0.00	1.000										

Detroit Tigers @ Cleveland Indians
Jacobs Field, Cleveland, OH
Mon Apr 19 2004, 7:05 PM EDT
Att: 13,650 - Unknown - 75 F

AB 32
R 4
H 8
RBI 4
BB 4
SO 9
LOB 10



Batter	1	2	3	4	5	6	7	8	9	AB	R	H	RBI	BB	SO	LOB	TOP								
Tony Graffanino, R (1,4) OBP: 0.320, SLG: 0.354	G5-3		P3		G1-3		BB S 1B	K		5	0	1	0	0	1	2									
Carlos Beltrán, S (1,8) OBP: 0.485, SLG: 0.725	F9		K			2B G6-3 1B	BB IBB		K	4	1	1	0	1	2	1									
Joe Randa, R (1,5) OBP: 0.417, SLG: 0.471	F9			K		1-2 E 2B	SAFE SAFE BB		L7	4	1	1	0	1	1	0									
Juan Gonzalez, R (1,10) OBP: 0.339, SLG: 0.509 Rich Thompson, L (9, PR)		G4-3		K		G6-3	K			4	0	0	1	1	2	4									
Matt Stairs, L (1,9) OBP: 0.286, SLG: 0.375	G4-3			1B		3-H 1-3 K	F7		BB	5	0	1	0	0	2	5									
Ken Harvey, R (1,3) OBP: 0.475, SLG: 0.556				1B		E2 2-H 1B		FC4-6 1B		4	0	4	1	0	0	0									
Aaron Guiel, L (1,7) OBP: 0.250, SLG: 0.383				1B		G3		FC4-6 1-2 13 3B		4	1	0	0	0	1	5									
Kelly Stinnett, R (1,2) OBP: 0.364, SLG: 0.636				1B		F7		K		4	1	2	1	0	1	1									
13 Andrés Blanco, S (1,6) OBP: 0.333, SLG: 0.385				F7		G6-3		G3-1		4	0	1	1	0	0	1									
Inning Stats	R: 0 E: 0 K: 0 S: 10	H: 0 LOB: 0 BB: 0 P: 13	R: 0 E: 0 K: 1 S: 10	H: 1 LOB: 1 BB: 0 P: 18	R: 0 E: 0 K: 1 S: 8	H: 1 LOB: 1 BB: 0 P: 14	R: 0 E: 0 K: 2 S: 13	H: 2 LOB: 2 BB: 0 P: 15	R: 0 E: 0 K: 0 S: 8	H: 0 LOB: 0 BB: 0 P: 11	R: 2 E: 1 K: 1 S: 14	H: 3 LOB: 1 BB: 0 P: 20	R: 1 E: 0 K: 1 S: 13	H: 2 LOB: 3 BB: 2 P: 28	R: 1 E: 0 K: 2 S: 16	H: 2 LOB: 1 BB: 0 P: 23	R: 0 E: 0 K: 2 S: 12	H: 0 LOB: 1 BB: 1 P: 22	1B: 7 2B: 2 3B: 1 HR: 1	SF: 0 SAC: 0 DP: 0 HBP: 0	WP: 0 PB: 0 SB: 2 CS: 0	PA: 41			
PITCHER	IP	WLS	BF	H	R	ER	SO	BB	IBB	HBP	BLK	WP	HR	S	P	ERA	WHIP								
Jeff D'Amico, R (1,1) ERA: 4.74	5.1		22	6	2	2	4	0	0	0	0	0	0	56	80	3.38	1.125								
Scott Stewart, L (6,1) ERA: 11.57	0.2	B	3	1	0	0	1	0	0	0	0	0	0	7	11	0.00	1.500								
Jack Cressend, R (7,1) ERA: 9.52	1.0		7	2	1	1	1	1	1	0	0	0	1	13	28	9.00	3.000								
63 Rafael Betancourt, R (8,1) ERA: 5.59	1.0	W	5	2	1	1	2	0	0	0	0	0	0	16	23	9.00	2.000								
David Risko, R (9,1) ERA: 10.5	1.0	S	4	0	0	0	2	1	0	0	0	0	0	12	22	0.00	1.000								

Kansas City Royals @ Cleveland Indians
 Jacobs Field, Cleveland, OH
 Thu Apr 22 2004, 12:05 PM EDT
 Att: 15,720 - Cloudy - 53 F

livebaseballscores.com

AB 38
 R 4
 H 11
 RBI 4
 BB 3
 SO 10
 LOB 19



Batter	1	2	3	4	5	6	7	8	9	AB	R	H	RBI	BB	SO	LOB	BOTTOM								
Ronnie Belliard, R (1,4) OBP: 0.493, SLG: 0.581	L7		G6-3 1-3 2-H 2B		L9			BB 1B BB		3	1	1	1	1	0	2									
Omar Vizquel, S (1,6) OBP: 0.325, SLG: 0.354	P6		G6-3		F7			1B BB G4-6-3 1B		4	1	1	1	0	0	3									
Jody Gerut, L (1,9) OBP: 0.377, SLG: 0.450	G4-3		F9			B2		G4-6-3 41 2B BB		3	1	0	0	1	0	1									
Casey Blake, R (1,5) OBP: 0.343, SLG: 0.397		G6-3		K		L8		G4-6-3 1B		4	0	1	1	0	1	0									
Matt Lawton, L (1,7) OBP: 0.366, SLG: 0.578		K		F7		K		G4-6-3		4	0	0	0	0	2	2									
41 Victor Martinez, S (1,2) OBP: 0.327, SLG: 0.469		G6-3		F7				K		4	0	1	1	0	1	0									
Alex Escobar, R (1,8) OBP: 0.326, SLG: 0.300 Coco Crisp, S (7, PR) OBP: 0.280, SLG: 0.362 (8, 8)			48 E 2B BB		SH1-4 48 HBP BB			G3-1		1	1	1	0	2	0	0									
48 Travis Hafner, L (1,10) OBP: 0.383, SLG: 0.615			FC3 2B G6-3		SH1-4 HBP					2	1	0	0	0	0	2									
Lou Merloni, R (1,3) OBP: 0.280, SLG: 0.250 Ben Broussard, L (9, 3)			F9		SH1-4					2	0	0	0	0	0	3									
										0	0	0	0	0	0	0									
Inning Stats	R: 0 E: 0 K: 0 S: 5	H: 0 LOB: 0 BB: 0 P: 9	R: 0 E: 0 K: 1 S: 8	H: 0 LOB: 0 BB: 0 P: 13	R: 2 E: 1 K: 0 S: 10	H: 1 LOB: 1 BB: 1 P: 22	R: 0 E: 0 K: 1 S: 5	H: 0 LOB: 0 BB: 0 P: 6	R: 0 E: 0 K: 0 S: 7	H: 0 LOB: 2 BB: 1 P: 16	R: 0 E: 0 K: 1 S: 9	H: 0 LOB: 0 BB: 0 P: 14	R: 0 E: 0 K: 1 S: 11	H: 1 LOB: 1 BB: 0 P: 17	R: 3 E: 0 K: 0 S: 11	H: 3 LOB: 1 BB: 2 P: 27	R: 1B: 2 2B: 3 3B: 0 HR: 0	SF: 0 SAC: 1 DP: 1 HBP: 1	WP: 0 PB: 0 SB: 0 CS: 0	PA: 34					
PITCHER	IP	WLS	BF	H	R	ER	SO	BB	IBB	HBP	BLK	WP	HR	S	P	ERA	WHIP								
Jeremy Affeldt, L (1,1) ERA: 5.94	7.0		27	2	2	0	4	2	0	1	0	0	0	4	15	∞	∞								
Jason Grimsley, R (8,1) ERA: 5.14	0.0	L	3	1	3	3	0	2	0	0	0	0	0	4	15	∞	∞								
D.J. Carrasco, R (8,1) ERA: 5.68	1.0	B	4	2	0	0	0	0	0	0	0	0	0	7	12	0.00	2.000								

Kansas City Royals @ Cleveland Indians
 Jacobs Field, Cleveland, OH
 Thu Apr 22 2004, 12:05 PM EDT
 Att: 15,720 - Cloudy - 53 F

livebaseballscores.com

AB 28
 R 5
 H 5
 RBI 4
 BB 4
 SO 4
 LOB 14



Batter	1	2	3	4	5	6	7	8	9	AB	R	H	RBI	BB	SO	LOB	TOP				
Ronnie Belliard, R (1, 4) OBP: 0.474, SLG: 0.536	1-2 F7		2-0 SAFE 1B		4-0 G4-3 1B BB	0-2 F9			0-1 G3-1	4	0	1	0	1	0	3	Cleveland Indians @ Detroit Tigers Comerica Park, Detroit, MI Sat Apr 24 2004, 1:05 PM EDT Att: 20,913 - Sunny - 53 F				
Omar Vizquel, S (1, 6) OBP: 0.338, SLG: 0.343	0-1 G5-3		3-1 P3		0-0 G4-3 1B	1-0 F9			4-2 48 HBP P6-2 BB	4	0	1	1	1	0	5					
Jody Gerut, L (1, 9) OBP: 0.372, SLG: 0.433	3-3 K			3-3 K	3-2 G4-3				4-0 48 HBP 1-2 BB	3	0	0	1	2	2	2					
Alex Escobar, R (1, 10) OBP: 0.340, SLG: 0.302 48 Travis Hafner, R (9, PH) OBP: 0.400, SLG: 0.593		2-0 G1-3		2-1 FC1-6 1B					1-0 P2	3	0	1	0	1	0	1					
Matt Lawton, L (1, 7) OBP: 0.338, SLG: 0.521		3-3 K		1-2 SAFE 1B SAFE FC1-6 1B	0-0 G1-2-3				1-2 HBP	0	0	0	0	0	0	0					
Lou Merloni, R (1, 5) OBP: 0.303, SLG: 0.313		3-3 K		0-1 1B	3-H G1-2-3				0-1 HBP	5	0	0	0	0	2	8					
Tim Laker, R (1, 2) OBP: 0.300, SLG: 0.421 41 Victor Martinez, S (8, PH) OBP: 0.333, SLG: 0.453			3-3 K	0-3 K					3-2 G3-1	3	0	0	0	0	3	3					
Ben Broussard, L (1, 3) OBP: 0.439, SLG: 0.424			4-1 1B BB		4-1 BB SH 1B BB				1-2 L3	1	1	0	0	3	0	0					
Coco Crisp, S (1, 8) OBP: 0.281, SLG: 0.340			1-0 F9		0-1 SH 1B BB G4-3	3-1 1B			2-1 G6-3	3	1	1	0	0	0	1					
Inning Stats	R: 0 E: 0 K: 1 S: 8	H: 0 LOB: 0 BB: 0 P: 12	R: 0 E: 0 K: 2 S: 8	H: 0 LOB: 0 BB: 0 P: 16	R: 0 E: 0 K: 1 S: 8	H: 1 LOB: 2 BB: 1 P: 21	R: 0 E: 0 K: 2 S: 13	H: 2 LOB: 2 BB: 0 P: 19	R: 2 E: 0 K: 0 S: 9	H: 1 LOB: 2 BB: 3 P: 24	R: 0 E: 0 K: 1 S: 12	H: 2 LOB: 1 BB: 1 P: 21	R: 0 E: 0 K: 0 S: 11	H: 0 LOB: 1 BB: 0 P: 20	R: 0 E: 0 K: 0 S: 8	H: 0 LOB: 0 BB: 0 P: 14	R: 0 E: 0 K: 0 S: 7	H: 0 LOB: 2 BB: 2 P: 16	1B: 5 2B: 2 3B: 0 HR: 0	SF: 0 SAC: 1 DP: 2 HBP: 1	WP: 1 PA: 41 PB: 0 SB: 0 CS: 0
PITCHER	IP	WLS	BF	H	R	ER	SO	BB	IBB	HBP	BLK	WP	HR	S	P	ERA	WHIP				
29 Nate Robertson, L (1, 1) ERA: 2.78	5.0		23	4	2	2	6	4	0	0	0	0	0	46	92	3.60	1.600				
Al Levine, R (6, 1) ERA: 1.74	1.0		6	2	0	0	1	1	0	0	0	0	0	12	21	0.00	3.000				
Jamie Walker, L (7, 1) ERA: 3.0	0.2		3	0	0	0	1	1	0	0	0	1	0	9	18	0.00	1.500				
Danny Patterson, R (7, 1) ERA: 4.35	1.1		4	0	0	0	0	0	0	0	0	0	0	10	16	0.00	0.000				
Ugueth Urbina, R (9, 1) ERA: 2.25	1.0	W	5	0	0	0	0	2	0	1	0	0	0	7	16	0.00	2.000				

Batter	1	2	3	4	5	6	7	8	9	AB	R	H	RBI	BB	SO	LOB	BOTTOM				
Fernando Vina, L (1, 4) OBP: 0.364, SLG: 0.308	4-0 1B BB HBP	4-2 BB		0-0 1-2 B5-3		0-0 1-1 L9-3		1-2 SAFE SAFE SAFE CS	2-1 E HR 1B	3	2	1	0	1	0	3	Cleveland Indians @ Detroit Tigers Comerica Park, Detroit, MI Sat Apr 24 2004, 1:05 PM EDT Att: 20,913 - Sunny - 53 F				
9 Carlos Guillen, S (1, 6) OBP: 0.397, SLG: 0.429	1-2 K	1-0 L7		1-0 HBP		0-3 K			2-2 SAFE SAFE SAFE SAFE K	4	0	0	0	0	3	3					
Ivan Rodriguez, R (1, 2) OBP: 0.405, SLG: 0.507	1-1 BB S FC5-2 1B		0-0 K	2-1 G4-3					4-0 HR IBB	4	1	2	0	1	0	3					
Rondell White, R (1, 7) OBP: 0.425, SLG: 0.638	4-2 FC5-2 BB	1-2 BB		0-1 P4		0-0 1B 2B			2-2 1-H 3-H HR	4	2	3	3	1	0	1					
Bobby Higginson, L (1, 10) OBP: 0.300, SLG: 0.386	4-0 FC5-2 BB		2-1 P4		3-2 2-H 1B				0-0 F9	3	0	1	2	1	0	2					
Craig Monroe, R (1, 9) OBP: 0.328, SLG: 0.321	1-2 SAFE SAFE SAFE FC5-2		1-3 K		1-3 K				0-0 F9	4	0	0	0	0	2	6					
Carlos Pena, L (1, 3) OBP: 0.306, SLG: 0.462	1-2 SAFE SAFE SAFE K		0-3 K		3-1 P6	0-0 F8			1-3 K	4	0	0	0	0	2	4					
Eric Munson, L (1, 5) OBP: 0.315, SLG: 0.490 20 Omar Infante, R (8, PR) OBP: 0.313, SLG: 0.357 15 Brandon Inge, R (1, 8) OBP: 0.500, SLG: 0.667		0-3 K		4-1 15 1B BB	1-0 F7				0-2 CS 1B	3	0	1	0	1	1	1					
Inning Stats	R: 1 E: 0 K: 2 S: 15	H: 1 LOB: 3 BB: 2 P: 30	R: 0 E: 0 K: 1 S: 11	H: 0 LOB: 1 BB: 1 P: 18	R: 0 E: 0 K: 1 S: 8	H: 1 LOB: 1 BB: 0 P: 11	R: 0 E: 0 K: 0 S: 8	H: 1 LOB: 3 BB: 1 P: 20	R: 1 E: 0 K: 1 S: 9	H: 2 LOB: 1 BB: 0 P: 14	R: 0 E: 0 K: 1 S: 8	H: 0 LOB: 0 BB: 1 P: 12	R: 0 E: 0 K: 0 S: 6	H: 1 LOB: 1 BB: 0 P: 6	R: 0 E: 0 K: 2 S: 13	H: 1 LOB: 0 BB: 0 P: 16	R: 3 E: 1 K: 1 S: 8	H: 2 LOB: 0 BB: 1 P: 18	1B: 6 2B: 3 3B: 0 HR: 1	SF: 0 SAC: 0 DP: 1 HBP: 2	WP: 0 PA: 41 PB: 0 SB: 1 CS: 1
PITCHER	IP	WLS	BF	H	R	ER	SO	BB	IBB	HBP	BLK	WP	HR	S	P	ERA	WHIP				
31 Cliff Lee, L (1, 1) ERA: 3.74	6.0		29	5	2	2	6	5	0	2	0	0	0	59	105	3.00	1.667				
63 Rafael Betancourt, R (7, 1) ERA: 5.06	1.0		4	1	0	0	0	0	0	0	0	0	0	6	6	0.00	1.000				
Scott Stewart, L (8, 1) ERA: 9.95	1.1	L	5	2	1	1	3	0	0	0	0	0	0	18	25	6.75	1.500				
Chad Durbin, R (9, 1) ERA: 15.58	0.0		2	1	2	2	0	0	1	0	0	0	1	3	9	*	*				

AB	31
R	2
H	6
RBI	2
BB	8
SO	8
LOB	24



AB	32
R	5
H	9
RBI	5
BB	6
SO	9
LOB	24



Batter	1	2	3	4	5	6	7	8	9	AB	R	H	RBI	BB	SO	LOB	TOP			
Matt Lawton, L (1, 7) OBP: 0.333, SLG: 0.506	1-2 BB 1B		3-2 G1-3		0-0 G3			3-3 K		4	0	1	0	0	1	0	Cleveland Indians @ Detroit Tigers Comerica Park, Detroit, MI Sun Apr 25 2004, 1:05 PM EDT Att: 17,253 - Overcast - 52 F			
Omar Vizquel, S (1, 6) OBP: 0.333, SLG: 0.329	4-1 L4-3 BB		2-0 G4-3			1-2 F7		3-2 P4		3	0	0	0	1	0	0				
Jody Gerut, L (1, 9) OBP: 0.366, SLG: 0.465	1-2 L4-3		1-2 HR			1-2 F8			1-1 L4	4	1	1	1	0	0	2				
48 Travis Hafner, L (1, 10) Coco Crisp, S (9, PR) OBP: 0.291, SLG: 0.340	0-3 K		3-2 G5-3			2-0 1B			4-1 41 CS BB	3	0	1	0	1	1	1				
41 Victor Martinez, S (1, 2) OBP: 0.328, SLG: 0.429		1-1 F9		1-1 P6		0-1 F8			1 SAFE 1 SAFE 4-2 1B 1-2 BB	3	0	0	0	1	0	1				
Ronnie Belliard, R (1, 4) OBP: 0.476, SLG: 0.528		4-2 2B BB		0-1 G6-3			0-0 P2		3-2 FC6-4 1B	3	1	1	0	1	0	0				
Ben Broussard, L (1, 3) OBP: 0.422, SLG: 0.432		0-0 1H 2B		0-1 G3-1			1-1 L9		0-1 FC6-4 1-2 BB	4	1	1	1	0	0	2				
Alex Escobar, R (1, 8) OBP: 0.340, SLG: 0.304		0-2 G5-4-3 1B			2-0 F9		2-0 G6-3			3	0	1	1	0	0	0				
Lou Merloni, R (1, 5) OBP: 0.278, SLG: 0.286		2-2 G5-4-3			0-0 F8			1-3 K		3	0	0	0	0	1	1				
Inning Stats	R: 0 E: 0 K: 1 S: 15	H: 1 LOB: 1 BB: 1 P: 21	R: 2 E: 0 K: 0 S: 11	H: 2 LOB: 0 BB: 1 P: 18	R: 1 E: 0 K: 0 S: 12	H: 1 LOB: 0 BB: 0 P: 21	R: 0 E: 0 K: 0 S: 6	H: 0 LOB: 0 BB: 0 P: 7	R: 0 E: 0 K: 0 S: 3	H: 1 LOB: 1 BB: 0 P: 13	R: 0 E: 0 K: 0 S: 4	H: 0 LOB: 0 BB: 0 P: 7	R: 0 E: 0 K: 2 S: 11	H: 0 LOB: 0 BB: 0 P: 18	R: 0 E: 0 K: 0 S: 16	H: 1 LOB: 2 BB: 2 P: 27		1B: 4 2B: 2 3B: 0 HR: 1	SF: 0 SAC: 0 DP: 2 HBP: 0	WP: 0 PB: 0 SB: 0 CS: 1
PITCHER	IP WLS BF H R ER SO BB IBB HBP BLK WP HR S P ERA WHIP																			
Jason Johnson, R (1, 1) ERA: 6.94	6.0 L 23 5 3 3 1 2 0 0 0 0 0 1 56 85 4.50 1.167																			
Danny Patterson, R (7, 1) ERA: 3.89	1.1 4 0 0 0 1 0 0 0 0 0 0 0 8 12 0.00 0.000																			
Steve Colyer, L (8, 1) ERA: 7.88	1.1 5 0 0 0 1 2 0 0 0 0 0 0 18 32 0.00 1.500																			
Al Levine, R (9, 1) ERA: 1.89	0.1 2 1 0 0 0 0 0 0 0 0 0 0 5 8 0.00 3.000																			

AB	30
R	3
H	6
RBI	3
BB	4
SO	3
LOB	7



Batter	1	2	3	4	5	6	7	8	9	AB	R	H	RBI	BB	SO	LOB	BOTTOM					
Fernando Vina, L (1, 4) OBP: 0.346, SLG: 0.290	3-2 G3		0-0 G4-3			3-1 E6 G3-6-1		2-1 G4-3		4	0	0	0	0	0	1	Cleveland Indians @ Detroit Tigers Comerica Park, Detroit, MI Sun Apr 25 2004, 1:05 PM EDT Att: 17,253 - Overcast - 52 F					
9 Carlos Guillen, S (1, 6) OBP: 0.307, SLG: 0.403	2-3 K		3-1 G4-3			0-0 G3-6-1 1-2			0-0 F7	4	0	0	0	0	1	2						
Ivan Rodriguez, R (1, 2) OBP: 0.398, SLG: 0.487	0-3 K			1-2 G5-3			0-0 P6		4-2 FC6-4 BB	3	0	0	0	1	1	0						
Rondell White, R (1, 10) Alex Sanchez, L (9, PR) OBP: 0.321, SLG: 0.442		1-0 G6-3		3-2 G1-3			4-0 1B SF8 BB		0-1 FC6-4 1-2 BB	3	1	0	0	1	0	1						
Bobby Higginson, L (1, 9) OBP: 0.390, SLG: 0.375		1-0 G6-3		1-2 G6-3			2-2 1B		1-1 F8	4	0	1	0	0	0	1						
Carlos Pena, L (1, 3) OBP: 0.307, SLG: 0.507		3-1 HR			0-1 F8		0-0 SF8			2	1	1	2	0	0	0						
Craig Monroe, R (1, 7) OBP: 0.313, SLG: 0.304		2-0 G4-3			0-0 G1-3		1-3 G4-3			3	0	0	0	0	0	1						
Eric Munson, L (1, 5) OBP: 0.316, SLG: 0.472			4-1 G4-3 15 G4-3 BB			1-1 L4			0-1 G3-4-1	2	0	0	0	1	0	0						
15 Brandon Inge, R (1, 8) OBP: 0.469, SLG: 0.619			1-0 G4-3			0-0 G1-3			0-3 K	3	0	0	0	0	1	1						
Inning Stats	R: 0 E: 0 K: 2 S: 9	H: 0 LOB: 0 BB: 0 P: 14	R: 1 E: 0 K: 0 S: 5	H: 1 LOB: 0 BB: 0 P: 12	R: 0 E: 0 K: 0 S: 5	H: 0 LOB: 1 BB: 1 P: 13	R: 0 E: 0 K: 0 S: 9	H: 0 LOB: 0 BB: 0 P: 14	R: 0 E: 0 K: 0 S: 5	H: 0 LOB: 0 BB: 0 P: 6	R: 0 E: 1 K: 0 S: 4	H: 0 LOB: 0 BB: 0 P: 7	R: 1 E: 0 K: 0 S: 7	H: 1 LOB: 1 BB: 1 P: 13	R: 0 E: 0 K: 1 S: 7	H: 0 LOB: 0 BB: 0 P: 9		R: 0 E: 0 K: 0 S: 7	H: 0 LOB: 1 BB: 1 P: 12	1B: 1 2B: 0 3B: 0 HR: 1	SF: 1 SAC: 0 DP: 1 HBP: 0	WP: 0 PB: 0 SB: 0 CS: 0
PITCHER	IP WLS BF H R ER SO BB IBB HBP BLK WP HR S P ERA WHIP																					
37 Jake Westbrook, R (1, 1) ERA: 1.69	9.0 W 32 2 2 2 3 3 0 0 0 0 0 1 58 100 2.00 0.556																					


AB	28
R	2
H	2
RBI	2
BB	3
SO	3
LOB	7



Batter	1	2	3	4	5	6	7	8	9	10	AB	R	H	RBI	BB	SO	LOB					
Matt Lawton, L OBP: 0.344, SLG: 0.500 (1, 7)											5	0	2	3	1	1	1					
Omar Vizquel, S OBP: 0.368, SLG: 0.364 (1, 8)											4	1	4	2	1	0	0					
Jody Gerut, L OBP: 0.352, SLG: 0.442 (1, 9)											6	1	1	0	0	1	8					
Casey Blake, R OBP: 0.342, SLG: 0.397 (1, 5)											5	1	1	1	0	2	4					
48 Travis Hafner, L OBP: 0.413, SLG: 0.574 (1, 10)											4	2	1	0	2	1	2					
41 Victor Martinez, S OBP: 0.348, SLG: 0.483 (1, 2)											4	2	2	1	1	0	1					
Coco Crisp, S OBP: 0.281, SLG: 0.340 (9, PR)											0	0	0	0	0	0	0					
Tim Laker, R OBP: 0.333, SLG: 0.421 (9, 2)											0	0	0	1	1	0	0					
Ronnie Belliard, R OBP: 0.489, SLG: 0.532 (1, 4)											5	2	3	1	1	1	1					
Ben Broussard, L OBP: 0.412, SLG: 0.405 (1, 3)											5	1	1	1	0	1	6					
Alex Escobar, R OBP: 0.339, SLG: 0.314 (1, 8)											5	1	1	0	1	4	8					
Inning Stats	R: 0 E: 0 K: 0 S: 3	H: 1 LOB: 1 BB: 1 P: 9	R: 3 E: 0 K: 1 S: 19	H: 4 LOB: 2 BB: 1 P: 34	R: 0 E: 0 K: 0 S: 8	H: 1 LOB: 1 BB: 0 P: 14	R: 2 E: 0 K: 1 S: 10	H: 3 LOB: 1 BB: 0 P: 18	R: 0 E: 0 K: 1 S: 6	H: 0 LOB: 0 BB: 0 P: 7	R: 0 E: 0 K: 2 S: 11	H: 1 LOB: 1 BB: 0 P: 18	R: 2 E: 0 K: 2 S: 21	H: 2 LOB: 2 BB: 2 P: 37	R: 0 E: 0 K: 2 S: 13	H: 0 LOB: 3 BB: 2 P: 24	R: 4 E: 1 K: 2 S: 19	H: 4 LOB: 2 BB: 2 P: 36	1B: 12 2B: 3 3B: 0 HR: 1	SF: 1 SAC: 0 DP: 1 HBP: 2	WP: 2 PB: 0 SB: 2 CS: 0	PA: 54
PITCHER	IP WLS BF H R ER SO BB IBB HBP BLK WP HR S P ERA WHIP	IP WLS BF H R ER SO BB IBB HBP BLK WP HR S P ERA WHIP	Jon Garland, R ERA: 4.55 (1, 1)		Jon Adkins, R ERA: 4.05 (10, 1)																	
Jon Garland, R ERA: 4.55 (1, 1)	6.0	3	0	0	2	0	0	0	0	1	0	8	14	0.00	0.000							
Neal Cotts, L ERA: 1.13 (7, 1)	1.0	0	0	0	0	0	0	0	0	0	0	0	0	0.00	0.000							
Cliff Politte, R ERA: 5.14 (8, 1)	0.1	0	0	0	0	0	0	0	0	0	0	0	0	54.00	9.000							
Damaso Marte, L ERA: 3.52 (8, 1)	0.2	0	0	0	0	0	0	0	0	0	0	0	0	0.00	1.500							
Billy Koch, R ERA: 5.4 (9, 1)	1.0	0	0	0	2	1	1	1	0	1	0	13	24	0.00	1.000							

Cleveland Indians @ Chicago White Sox
U.S. Cellular Field, Chicago, IL
Tue Apr 27 2004, 8:05 PM EDT
Att: 14,572 - Unknown - 50 F


AB	43
R	11
H	16
RBI	10
BB	8
SO	11
LOB	31



Batter	1	2	3	4	5	6	7	8	9	10	AB	R	H	RBI	BB	SO	LOB					
Willie Harris, L OBP: 0.294, SLG: 0.323 (1, 4)											5	0	1	1	1	0	1					
5 Juan Uribe, R OBP: 0.397, SLG: 0.500 (1, 6)											4	1	3	0	1	0	1					
Ross Gload, L OBP: 0.391, SLG: 0.400 (10, PH)											1	0	0	0	0	0	2					
Magglio Ordonez, R OBP: 0.366, SLG: 0.568 (1, 9)											6	1	2	2	0	1	4					
Frank Thomas, R OBP: 0.464, SLG: 0.529 (1, 10)											6	2	2	1	0	1	6					
Carlos Lee, R OBP: 0.341, SLG: 0.486 (1, 7)											5	1	2	1	0	0	0					
14 Paul Konerko, R OBP: 0.390, SLG: 0.574 (1, 3)											5	1	2	1	0	0	2					
24 Joe Crede, R OBP: 0.263, SLG: 0.304 (1, 5)											5	0	3	1	0	1	1					
Aaron Rowand, R OBP: 0.278, SLG: 0.471 (1, 8)											4	0	0	0	0	1	5					
Timo Perez, L OBP: 0.217, SLG: 0.190 (10, PH)											1	0	0	0	0	1	0					
Miguel Olivo, R OBP: 0.372, SLG: 0.500 (1, 2)											4	1	1	0	1	0	2					
Inning Stats	R: 4 E: 0 K: 0 S: 18	H: 5 LOB: 1 BB: 0 P: 24	R: 0 E: 0 K: 0 S: 11	H: 1 LOB: 1 BB: 0 P: 16	R: 0 E: 0 K: 0 S: 8	H: 0 LOB: 0 BB: 0 P: 10	R: 1 E: 0 K: 0 S: 9	H: 3 LOB: 2 BB: 0 P: 17	R: 0 E: 0 K: 1 S: 10	H: 1 LOB: 1 BB: 1 P: 17	R: 1 E: 0 K: 0 S: 15	H: 2 LOB: 1 BB: 0 P: 20	R: 0 E: 0 K: 2 S: 12	H: 1 LOB: 1 BB: 0 P: 16	R: 0 E: 0 K: 1 S: 7	H: 0 LOB: 0 BB: 0 P: 8	R: 0 E: 0 K: 1 S: 14	H: 1 LOB: 3 BB: 2 P: 26	1B: 10 2B: 2 3B: 0 HR: 4	SF: 0 SAC: 0 DP: 0 HBP: 0	WP: 1 PB: 0 SB: 2 CS: 0	PA: 49
PITCHER	IP WLS BF H R ER SO BB IBB HBP BLK WP HR S P ERA WHIP	IP WLS BF H R ER SO BB IBB HBP BLK WP HR S P ERA WHIP	Jeff D'Amico, R ERA: 5.87 (5, 1)		Kazuhito Tadano, R ERA: 5.75 (8, 1)		Rick White, R ERA: 5.4 (8, 1)		63 Rafael Betancourt, R ERA: 4.26 (10, 1)		David Ruske, R ERA: 3.0 (10, 1)											
Jeff D'Amico, R ERA: 5.87 (5, 1)	1.1	9	4	1	0	1	0	0	0	0	0	0	0	6.75	3.750							
Kazuhito Tadano, R ERA: 5.75 (8, 1)	1.2	7	2	1	1	0	0	0	0	0	0	1	17	24	5.40	1.200						
Rick White, R ERA: 5.4 (8, 1)	2.0	7	1	0	0	3	0	0	0	0	0	0	0	19	24	0.00	0.500					
63 Rafael Betancourt, R ERA: 4.26 (10, 1)	1.0	6	1	0	0	1	2	0	0	0	0	0	14	26	0.00	3.000						

Cleveland Indians @ Chicago White Sox
U.S. Cellular Field, Chicago, IL
Tue Apr 27 2004, 8:05 PM EDT
Att: 14,572 - Unknown - 50 F

AB	46
R	7
H	16
RBI	7
BB	3
SO	5
LOB	24



Batter	1	2	3	4	5	6	7	8	9	AB	R	H	RBI	BB	SO	LOB	TOP										
Ronnie Belliard, R OBP: 0.505, SLG: 0.563 (1, 4)	G3-1 2B		G4-3 BB	E 2B		WP HR BB		G6-3		3	2	3	2	0	0		Cleveland Indians @ Chicago White Sox U.S. Cellular Field, Chicago, IL Wed Apr 28 2004, 2:05 PM EDT Att. 12,189 - Sunny - 76 F										
Omar Vizquel, S OBP: 0.359, SLG: 0.390 (1, 6)	P2		G4-3	E9 1B 2B		HR		G4-3		5	2	1	2	0	0	2											
Jody Gerut, L OBP: 0.344, SLG: 0.427 (1, 9)	G3-1 2-3		K	2B 1B		K			F9	5	0	1	0	0	2	2											
Casey Blake, R OBP: 0.333, SLG: 0.397 (1, 5)	G6-3			G4-3		K			G1-3	5	0	1	1	0	1	1											
Matt Lawton, L OBP: 0.347, SLG: 0.494 (1, 7)		2-2 1B		1B					F7	5	1	2	0	0	0	2											
Lou Merten, R OBP: 0.300, SLG: 0.308 Ben Broussard, L OBP: 0.412, SLG: 0.405 (9, 3)		2-1 FC6-4 1B		BB 1B	F8				L6	4	1	2	0	0	0	0											
Alex Escobar, R OBP: 0.365, SLG: 0.333 (1, 8)		0-3 K		BB 1B		G6-4-3 BB			1B	3	1	2	1	1	1	1											
Tim Laker, R OBP: 0.320, SLG: 0.364 (1, 2)	FC6-4 1-2			2B BB		G6-4-3			G6-3	3	1	0	0	1	0	3											
Coco Crisp, S OBP: 0.262, SLG: 0.316 (1, 10)			G6-3	K					K	4	0	0	0	0	3	3											
Inning Stats	R: 0 E: 0 K: 0 S: 8	H: 1 LOB: 1 BB: 0 P: 10	R: 0 E: 0 K: 1 S: 11	H: 2 LOB: 1 BB: 0 P: 16	R: 0 E: 0 K: 1 S: 10	H: 0 LOB: 1 BB: 1 P: 19	R: 6 E: 1 K: 1 S: 27	H: 6 LOB: 2 BB: 1 P: 43	R: 0 E: 0 K: 0 S: 5	H: 0 LOB: 0 BB: 0 P: 9	R: 2 E: 0 K: 3 S: 15	H: 1 LOB: 0 BB: 1 P: 25	R: 0 E: 0 K: 0 S: 10	H: 1 LOB: 0 BB: 0 P: 15	R: 0 E: 0 K: 1 S: 9	H: 0 LOB: 0 BB: 0 P: 12		R: 0 E: 0 K: 0 S: 6	H: 0 LOB: 0 BB: 0 P: 11	1B: 7 2B: 3 3B: 0 HR: 1	SF: 0 SAC: 0 DP: 1 HBP: 0	WP: 1 PB: 0 SB: 0 CS: 0	PA: 41				
PITCHER	IP	WLS	BF	H	R	ER	SO	BB	IBB	HBP	BLK	WP	HR	S	P	ERA	WHIP										
Scott Schoeneweis, L ERA: 4.38 (1, 1)	5.1		29	10	8	6	4	4	0	0	0	1	1	70	114	10.12	2.625										
Shingo Takatsu, R ERA: 3.86 (6, 1)	1.2		6	1	0	0	2	0	0	0	0	0	0	16	23	0.00	0.600										
Michael Jackson, R ERA: 1.93 (8, 1)	2.0	W	6	0	0	0	1	0	0	0	0	0	0	15	23	0.00	0.000										

Batter	1	2	3	4	5	6	7	8	9	AB	R	H	RBI	BB	SO	LOB	BOTTOM											
Willie Harris, L OBP: 0.288, SLG: 0.313 (1, 4)	SH1-3 E 1B	G3-1		F7			G3	P5		5	1	1	0	0	0	3	Cleveland Indians @ Chicago White Sox U.S. Cellular Field, Chicago, IL Wed Apr 28 2004, 2:05 PM EDT Att. 12,189 - Sunny - 76 F											
5 Juan Uribe, R OBP: 0.435, SLG: 0.596 (1, 6)	SH1-3	4-0 BB			G4-3 2B		HR		HR 1B	3	2	3	1	1	0	0												
Magglio Ordonez, R OBP: 0.356, SLG: 0.582 (1, 9)	FC5 1B	G4-3			G4-3		G3		HR 1B	5	2	1	2	0	0	3												
Frank Thomas, R OBP: 0.466, SLG: 0.537 Ross Gload, L OBP: 0.375, SLG: 0.381 (7, PR)	3-H BB		G4-3		P4		2B		G4-3	3	0	1	0	1	0	1												
Carlos Lee, R OBP: 0.345, SLG: 0.494 (1, 7)	24 FC4-6 1B		P3		P4		F8		24 1B 2B	5	1	2	1	0	0	2												
14 Paul Konerko, R OBP: 0.396, SLG: 0.534 32 Kelly Dransfeldt, R OBP: 0.400, SLG: 0.400 (9, PR)	F8		G4-3			G5-3		G6-3	E3 1B	5	0	0	0	0	0	3												
24 Joe Crede, R OBP: 0.284, SLG: 0.365 (1, 5)	FC4-6 1-2			FC5-4 1B		G5-3		HR	1B SF9 1B	5	2	3	2	0	0	2												
Timo Perez, L OBP: 0.286, SLG: 0.269 (1, 8)		0-1 G3-1 G5-3 1B		FC5-4 1-2				F9	1B	5	0	3	1	0	0	1												
Sandy Alomar Jr., R OBP: 0.267, SLG: 0.429 (1, 2)		2-2 G5-3		F9		G6-3			SF9	4	0	1	1	0	0	3												
Inning Stats	R: 2 E: 1 K: 0 S: 15	H: 2 LOB: 2 BB: 1 P: 26	R: 0 E: 0 K: 0 S: 8	H: 1 LOB: 1 BB: 1 P: 16	R: 0 E: 0 K: 0 S: 7	H: 0 LOB: 0 BB: 0 P: 10	R: 0 E: 0 K: 0 S: 8	H: 1 LOB: 1 BB: 0 P: 12	R: 0 E: 0 K: 0 S: 10	H: 1 LOB: 1 BB: 0 P: 15	R: 1 E: 0 K: 0 S: 10	H: 2 LOB: 1 BB: 0 P: 14	R: 1 E: 0 K: 0 S: 9	H: 2 LOB: 1 BB: 0 P: 15	R: 5 E: 1 K: 0 S: 20	H: 5 LOB: 1 BB: 0 P: 32		1B: 8 2B: 4 3B: 0 HR: 3	SF: 1 SAC: 1 DP: 0 HBP: 0	WP: 0 PB: 0 SB: 1 CS: 0	PA: 45							
PITCHER	IP	WLS	BF	H	R	ER	SO	BB	IBB	HBP	BLK	WP	HR	S	P	ERA	WHIP											
Jason Davis, R ERA: 4.91 (1, 1)	6.2		31	8	3	2	0	2	0	0	0	0	1	9	15	9.00	2.000											
Jack Cressend, R ERA: 7.3 (7, 1)	1.0		5	2	1	1	0	0	0	0	0	0	0	3	4	0.00	0.000											
Rick White, R ERA: 4.5 (8, 1)	0.1		1	0	0	0	0	0	0	0	0	0	0	1	11	21	81.000	9.000										
David Riske, R ERA: 12.27 (9, 1)	0.1	L	4	2	2	0	0	0	0	0	0	0	0	9	11	0.00	6.000											
63 Rafael Betancourt, R ERA: 4.15 (9, 1)	0.1	L	4	2	2	0	0	0	0	0	0	0	0	9	11	0.00	6.000											



Batter	1	2	3	4	5	6	7	8	9	10	11	12	13	AB	R	H	RBI	BB	SO	LOB	TOP			
1 Brian Roberts, S OBP: 0.355, SLG: 0.410	F9		FC6-4 1B			L3		F7			FC5-2 10 1B	K		5	0	1	0	1	1	2				
6 Melvin Mora, R OBP: 0.442, SLG: 0.528	K		FC6-4			HR		1H 1B			L9			6	1	2	2	0	2	3				
10 Miguel Tejada, R OBP: 0.371, SLG: 0.446	P3					F7		G1-3			FC5-2 1B			6	0	2	0	0	0	1				
Rafael Palmeiro, L OBP: 0.406, SLG: 0.468		F9				F7		G3			FC5-2 BB			5	0	1	0	1	0	0				
Luis Matos, R OBP: 0.300, SLG: 0.280		F7				G6-3					FC5-2			6	0	0	0	0	0	5				
31 Jay Gibbons, L OBP: 0.319, SLG: 0.358											K			5	0	0	0	0	2	3				
B.J. Surhoff, L OBP: 0.324, SLG: 0.333														4	0	2	0	0	0	0				
Larry Bigbie, L OBP: 0.328, SLG: 0.443			L7					L9						1	0	1	0	0	0	0				
Darnell McDonald, R OBP: 0.333, SLG: 0.143						2B								4	1	0	0	1	1	3				
Keith Osk, R OBP: 0.111, SLG: 0.111								L9						5	0	1	0	0	0	4				
Inning Stats	R: 0 E: 0 K: 1 S: 10	H: 0 LOB: 0 BB: 0 P: 12	R: 0 E: 0 K: 0 S: 6	H: 0 LOB: 0 BB: 0 P: 12	R: 0 E: 0 K: 0 S: 10	H: 2 LOB: 2 BB: 0 P: 16	R: 0 E: 0 K: 0 S: 6	H: 0 LOB: 0 BB: 0 P: 9	R: 0 E: 0 K: 0 S: 8	H: 0 LOB: 0 BB: 0 P: 13	R: 1 E: 0 K: 1 S: 10	H: 1 LOB: 1 BB: 0 P: 15	R: 0 E: 0 K: 1 S: 11	H: 0 LOB: 0 BB: 0 P: 14	R: 0 E: 0 K: 0 S: 9	H: 1 LOB: 3 BB: 2 P: 35	R: 0 E: 0 K: 2 S: 13	H: 1 LOB: 1 BB: 0 P: 14	R: 0 E: 0 K: 1 S: 13	H: 2 LOB: 1 BB: 0 P: 19	1B: 8 2B: 3 3B: 0 HR: 1	SF: 0 SAC: 0 DP: 2 HBP: 0	W/P: 0 PB: 0 SB: 1 CS: 0	PA: 50
PITCHER	IP 7.0	WLS 25	BF 25	H 4	R 1	ER 1	SO 1	BB 0	IBB 0	HBP 0	BLK 0	WP 0	HR 1	S 54	P 85	ERA 1.29	WHIP 0.571							
CC Sabathia, L ERA: 1.61	1.0	B	5	1	1	1	0	0	0	0	0	0	0	14	22	9.00	2.000							
Rick White, R ERA: 6.0	1.0		3	0	0	0	1	0	0	0	0	0	0	11	14	0.00	0.000							
63 Rafael Betancourt, R ERA: 3.86	1.1		6	2	0	0	0	1	0	0	0	0	0	25	35	0.00	2.250							
Jack Cressend, R ERA: 6.09	0.2		4	1	0	0	1	1	0	0	0	0	0	8	14	0.00	3.000							
Scott Stewart, L ERA: 9.0																								

Baltimore Orioles @ Cleveland Indians
Jacobs Field, Cleveland, OH
Sat May 01 2004, 1:05 PM EDT
Att. 17,275 - Overcast - 58 F

AB 47
R 2
H 10
RBI 2
BB 3
SO 6
LOB 21



Batter	1	2	3	4	5	6	7	8	9	10	11	12	13	AB	R	H	RBI	BB	SO	LOB	BOTTOM					
Ronnie Belliard, R OBP: 0.461, SLG: 0.522	K		FC4-6 1B	F9			G5-3					G5-3		6	0	1	0	0	2	2						
Omar Vizquel, S OBP: 0.350, SLG: 0.385	F7		P4			F8		L6			G6-3			6	0	0	0	0	0	2						
Jody Gerut, L OBP: 0.385, SLG: 0.416	G3-1		FC4-6 1B			G4-3		F8			1B BB			4	0	1	0	2	0	0						
Casey Blake, R OBP: 0.348, SLG: 0.375		FC3-6 1B BB	FC4-6 1B					G5-3			1B BB			4	1	1	0	2	0	4						
Matt Lawton, L OBP: 0.368, SLG: 0.500		FC3-6 1B	G4-3			F9		F7			F8			6	1	2	0	0	0	5						
Alex Escobar, R OBP: 0.347, SLG: 0.333		FC3-6 1B	G3-1			G5-3		K						5	0	0	0	0	2	2						
Lou Merloni, R OBP: 0.348, SLG: 0.326											L8			4	1	2	1	2	0	0						
48 Travis Hafner, L OBP: 0.412, SLG: 0.571														4	0	1	0	1	0	3						
Coco Crisp, S OBP: 0.274, SLG: 0.325														1	0	1	1	0	0	0						
Tim Laker, R OBP: 0.276, SLG: 0.308														4	0	0	1	0	2	4						
41 Victor Martinez, S OBP: 0.347, SLG: 0.470														1	0	1	0	0	0	0						
Inning Stats	R: 0 E: 0 K: 1 S: 10	H: 0 LOB: 0 BB: 0 P: 13	R: 1 E: 0 K: 0 S: 20	H: 2 LOB: 2 BB: 1 P: 27	R: 0 E: 0 K: 0 S: 15	H: 2 LOB: 2 BB: 0 P: 21	R: 1 E: 0 K: 0 S: 11	H: 1 LOB: 1 BB: 1 P: 20	R: 0 E: 0 K: 1 S: 9	H: 0 LOB: 0 BB: 0 P: 11	R: 0 E: 0 K: 1 S: 7	H: 0 LOB: 0 BB: 0 P: 11	R: 0 E: 0 K: 1 S: 13	H: 0 LOB: 1 BB: 1 P: 18	R: 0 E: 0 K: 1 S: 12	H: 1 LOB: 2 BB: 1 P: 19	R: 0 E: 0 K: 1 S: 5	H: 1 LOB: 1 BB: 1 P: 13	R: 0 E: 0 K: 0 S: 9	H: 1 LOB: 2 BB: 1 P: 19	R: 1 E: 0 K: 0 S: 6	H: 2 LOB: 1 BB: 1 P: 11	1B: 10 2B: 0 3B: 0 HR: 0	SF: 0 SAC: 0 DP: 0 HBP: 0	W/P: 1 PB: 0 SB: 0 CS: 1	PA: 54
PITCHER	IP 5.0	WLS 23	BF 23	H 5	R 2	ER 2	SO 1	BB 3	IBB 0	HBP 0	BLK 0	WP 1	HR 0	S 62	P 94	ERA 3.60	WHIP 1.600									
45 Erik Bedard, L ERA: 5.4	3.1		11	1	0	0	2	0	0	0	0	0	0	29	41	0.00	0.300									
Rodrigo Lopez, R ERA: 0.46	1.2		7	1	0	0	2	1	0	0	0	0	0	20	30	0.00	1.200									
B.J. Ryan, L ERA: 1.23	2.1	L	12	3	1	1	1	1	2	0	0	0	0	20	43	3.86	1.714									
Mike DeJean, R ERA: 8.0																										

Baltimore Orioles @ Cleveland Indians
Jacobs Field, Cleveland, OH
Sat May 01 2004, 1:05 PM EDT
Att. 17,275 - Overcast - 58 F

AB 45
R 3
H 10
RBI 3
BB 7
SO 6
LOB 22



Batter	1	2	3	4	5	6	7	8	9	AB R H RBI BB SO LOB	TOP									
18 Johnny Damon, L (1, 8) OBP: 0.355, SLG: 0.355	1-2 G4-3		0-0 G4-3		3-2 F8		4-1 BB 34 2B BB		1-2 E S 1B	4 1 1 0 1 0 2	Boston Red Sox @ Cleveland Indians Jacobs Field, Cleveland, OH Mon May 03 2004, 7:05 PM EDT Att: 16,285 - Cloudy - 46 F									
Bill Mueller, S (1, 5) OBP: 0.325, SLG: 0.363	1-1 G3		4-1 BB		0-3 K		4-2 BB 34 2B BB	2-3 K	3 0 0 0 2 2 2											
34 David Ortiz, L (1, 10) OBP: 0.366, SLG: 0.545	3-3 K		3-2 G3		2-2 G4-3		1-1 BB	2-0 G4-3	5 0 1 1 0 1 4											
Manny Ramirez, R (1, 7) OBP: 0.425, SLG: 0.576		1-1 G3		1-3 K		0-0 F9	4-0 IBB	4-2 BB	3 0 0 0 2 1 0											
Brian Daubach, L (1, 3) OBP: 0.316, SLG: 0.313		2-2 G4-3		3-1 E6 1B 1B		1-0 G3-1 2B	1-3 K	0-0 F7	5 0 1 0 0 1 5											
Jason Varitek, S (1, 2) OBP: 0.433, SLG: 0.560		3-1 2B		3-0 1B		2-1 G3-1 2B	1-3 K		4 0 2 0 0 1 4											
Kevin Millar, R (1, 9) OBP: 0.320, SLG: 0.352 Cesar Crespo, S (8, 6) OBP: 0.163, SLG: 0.233	0-1 G5-3		2-2 G4-6-3 1B		4-1 BB		2-3 K		3 0 1 0 1 1 1 0 0 0 0 0 0 0											
Mark Bellhorn, S (1, 4) OBP: 0.417, SLG: 0.338			2-1 18 G4-3 SH5-3 1B		1-0 G4-6-3 1B		3-3 K		4 0 1 0 0 1 5											
Pokey Reese, R (1, 6) OBP: 0.271, SLG: 0.273 Dave McCarty, R (8, PH) OBP: 0.370, SLG: 0.348			0-0 SH5-3 1-2		0-2 34 S 1B		2-3 K	2-2 G1-3	2 0 1 0 0 1 0 1 0 0 0 0 0 0											
Inning Stats	R: 0 E: 0 K: 1 S: 8	H: 0 LOB: 0 BB: 0 P: 13	R: 0 E: 0 K: 0 S: 11	H: 1 LOB: 1 BB: 0 P: 17	R: 0 E: 0 K: 0 S: 10	H: 1 LOB: 2 BB: 1 P: 19	R: 0 E: 1 K: 1 S: 11	H: 2 LOB: 2 BB: 0 P: 21	R: 0 E: 0 K: 0 S: 13	H: 1 LOB: 2 BB: 1 P: 15		R: 1 E: 0 K: 3 S: 18	H: 1 LOB: 3 BB: 3 P: 35	R: 0 E: 0 K: 2 S: 12	H: 0 LOB: 0 BB: 0 P: 19	R: 0 E: 1 K: 1 S: 13	H: 1 LOB: 2 BB: 1 P: 22	1B: 5 2B: 3 3B: 0 HR: 0	SF: 0 SAC: 1 DP: 1 HBP: 0	WP: 0 PB: 0 SB: 2 CS: 0
PITCHER	IP WLS BF H R ER SO BB IBB HBP BLK WP HR S P ERA WHIP											IP WLS BF H R ER SO BB IBB HBP BLK WP HR S P ERA WHIP								
37 Jake Westbrook, R (1, 1) ERA: 1.32	6.0 W 26 6 0 0 3 2 0 0 0 0 0 0 60 103 0.00 1.333																			
David Riske, R (7, 1) ERA: 12.91	0.1 H 3 0 1 1 1 2 0 0 0 0 0 0 8 18 27.00 6.000																			
Rick White, R (7, 1) ERA: 9.98	1.2 H 7 1 0 0 4 0 1 0 0 0 0 0 22 36 0.00 0.600																			
63 Rafael Betancourt, R (9, 1) ERA: 3.6	1.0 S 5 1 0 0 1 1 0 0 0 0 0 0 13 22 0.00 2.000																			

Batter	1	2	3	4	5	6	7	8	9	AB R H RBI BB SO LOB	BOTTOM									
Matt Lawton, L (1, 7) OBP: 0.355, SLG: 0.480	1-0 G4-3	1-3 K			0-0 G4-3		2-3 K			4 0 0 0 0 2 2	Boston Red Sox @ Cleveland Indians Jacobs Field, Cleveland, OH Mon May 03 2004, 7:05 PM EDT Att: 16,285 - Cloudy - 46 F									
Omar Vizquel, S (1, 6) OBP: 0.336, SLG: 0.368	0-0 G3		2-3 K		1-2 F9			2-3 K	4 0 0 0 0 2 0											
Jody Gerut, L (1, 9) OBP: 0.361, SLG: 0.409	2-1 41 HR 1B		3-1 F9			1-3 K		0-3 K	4 1 1 0 0 2 0											
41 Victor Martinez, S (1, 2) OBP: 0.367, SLG: 0.543	0-0 1H HR		0-1 48 1B 1B		0-2 48 F9 2B			0-2 G5-3	4 1 3 2 0 0 0											
48 Travis Hafner, L (1, 10) OBP: 0.420, SLG: 0.575	2-2 1B		1-2 1B		1-0 F9			2-3 F9	3 0 2 0 0 0 1											
Ronnie Belliard, R (1, 4) OBP: 0.467, SLG: 0.505	1-3 K			0-0 F7		0-2 G6-3			3 0 0 0 0 1 2											
Ben Broussard, L (1, 3) OBP: 0.397, SLG: 0.429		0-1 G3		3-2 G6-3			2-2 G3		3 0 0 0 0 0 0											
Casey Blake, R (1, 5) OBP: 0.347, SLG: 0.373		1-0 1B		2-2 F9			1-3 K		3 0 1 0 0 1 0											
Alex Escobar, R (1, 8) OBP: 0.347, SLG: 0.323		1-1 F8			0-0 G5-3		4-1 BB		2 0 0 0 1 0 1											
Inning Stats	R: 2 E: 0 K: 1 S: 12	H: 3 LOB: 1 BB: 0 P: 18	R: 0 E: 0 K: 1 S: 9	H: 1 LOB: 0 BB: 0 P: 12	R: 0 E: 0 K: 1 S: 11	H: 2 LOB: 0 BB: 0 P: 17	R: 0 E: 0 K: 0 S: 10	H: 0 LOB: 0 BB: 0 P: 15	R: 0 E: 0 K: 0 S: 6	H: 0 LOB: 0 BB: 0 P: 7		R: 0 E: 0 K: 1 S: 12	H: 1 LOB: 1 BB: 0 P: 14	R: 0 E: 0 K: 2 S: 11	H: 0 LOB: 0 BB: 1 P: 20	R: 0 E: 0 K: 2 S: 9	H: 0 LOB: 0 BB: 0 P: 11	1B: 5 2B: 1 3B: 0 HR: 1	SF: 0 SAC: 0 DP: 0 HBP: 0	WP: 0 PB: 0 SB: 0 CS: 0
PITCHER	IP WLS BF H R ER SO BB IBB HBP BLK WP HR S P ERA WHIP											IP WLS BF H R ER SO BB IBB HBP BLK WP HR S P ERA WHIP								
38 Curt Schilling, R (1, 1) ERA: 3.19	7.0 L 28 7 2 2 6 1 0 0 0 0 0 0 71 103 2.57 1.143																			
Alan Embree, L (8, 1) ERA: 2.92	1.0 3 0 0 0 2 0 0 0 0 0 0 0 9 11 0.00 0.000																			

Batter	1	2	3	4	5	6	7	8	9	AB	R	H	RBI	BB	SO	LOB	TOP				
18 Johnny Damon, L (1,8) OBP: 0.357, SLG: 0.381										4	1	1	3	1	2	2	Boston Red Sox @ Cleveland Indians Jacobs Field, Cleveland, OH Tue May 04 2004, 7:05 PM EDT Att: 16,070 - Unknown - 61 F				
Mark Bellhorn, S (1,4) OBP: 0.417, SLG: 0.333										4	0	1	0	1	1	3					
34 David Ortiz, L (1,10) OBP: 0.350, SLG: 0.519										5	0	0	0	0	1	4					
Manny Ramirez, R (1,7) OBP: 0.424, SLG: 0.596										5	1	2	1	0	1	2					
Jason Varitek, S (1,2) OBP: 0.426, SLG: 0.544										4	1	1	0	0	1	2					
Brian Daubach, L (1,9) OBP: 0.348, SLG: 0.400										4	1	2	0	0	0	0					
Dave McCarty, R (1,3) OBP: 0.355, SLG: 0.308										3	1	0	0	1	0	1					
Bill Mueller, S (1,5) OBP: 0.331, SLG: 0.368										4	0	2	0	0	0	2					
Pokey Reese, R (1,6) OBP: 0.274, SLG: 0.275										3	0	1	0	0	0	2					
Gabe Kapler, R (9,PH) OBP: 0.269, SLG: 0.250										1	1	1	1	0	0	0					
Inning Stats	R: 0 E: 0 K: 1 S: 11	H: 1 LOB: 2 BB: 1 P: 17	R: 0 E: 0 K: 0 S: 9	H: 1 LOB: 0 BB: 0 P: 13	R: 0 E: 0 K: 1 S: 16	H: 0 LOB: 1 BB: 1 P: 26	R: 1 E: 0 K: 0 S: 10	H: 2 LOB: 2 BB: 0 P: 13	R: 0 E: 0 K: 1 S: 12	H: 1 LOB: 1 BB: 0 P: 18	R: 1 E: 0 K: 0 S: 13	H: 1 LOB: 1 BB: 0 P: 20	R: 0 E: 0 K: 1 S: 9	H: 0 LOB: 0 BB: 0 P: 11	R: 0 E: 0 K: 1 S: 13	H: 0 LOB: 0 BB: 0 P: 20	R: 4 E: 0 K: 1 S: 13	H: 4 LOB: 1 BB: 1 P: 19	1B: 8 2B: 1 3B: 0 HR: 2	SF: 0 SAC: 0 DP: 1 HBP: 0	WP: 0 PA: 40 PB: 0 SB: 0 CS: 0
PITCHER	IP WLS BF H R ER SO BB IBB HBP BLK WP HR S P ERA WHIP																				
Jason Davis, R (1,1) ERA: 4.58	6.0 W 25 6 2 2 3 2 0 0 0 0 0 1 71 107 3.00 1.333																				
Kazuhito Tadano, R (7,1) ERA: 9.64	2.1 12 4 4 4 2 1 0 0 0 0 0 1 30 43 15.43 2.143																				
Scott Stewart, L (9,1) ERA: 9.64	0.1 H 2 1 0 0 0 0 0 0 0 0 0 0 2 3 0.00 3.000																				
63 Rafael Betancourt, R (9,1) ERA: 3.52	0.1 S 1 0 0 0 1 0 0 0 0 0 0 0 0 3 4 0.00 0.000																				

Batter	1	2	3	4	5	6	7	8	9	AB	R	H	RBI	BB	SO	LOB	BOTTOM		
Matt Lawton, L (1,7) OBP: 0.365, SLG: 0.495										5	1	3	0	0	0	1	Boston Red Sox @ Cleveland Indians Jacobs Field, Cleveland, OH Tue May 04 2004, 7:05 PM EDT Att: 16,070 - Unknown - 61 F		
Omar Vizquel, S (1,6) OBP: 0.348, SLG: 0.384										4	2	2	1	1	0	1			
Jody Gerut, L (1,9) OBP: 0.354, SLG: 0.408										5	1	1	1	0	0	4			
41 Victor Martinez, S (1,2) OBP: 0.373, SLG: 0.541										4	0	2	2	0	0	1			
48 Travis Hafner, L (1,10) OBP: 0.424, SLG: 0.571										4	0	2	0	0	0	0			
Ronnie Belliard, R (1,4) OBP: 0.488, SLG: 0.500										3	1	1	0	1	1	4			
Ben Broussard, L (1,3) OBP: 0.387, SLG: 0.404										3	1	0	0	1	0	2			
Casey Blake, R (1,5) OBP: 0.343, SLG: 0.368										4	1	1	1	0	0	3			
Alex Escobar, R (1,8) OBP: 0.329, SLG: 0.304										4	0	0	0	0	2	1			
Inning Stats	R: 2 E: 0 K: 1 S: 17	H: 4 LOB: 3 BB: 1 P: 28	R: 0 E: 0 K: 1 S: 7	H: 0 LOB: 0 BB: 0 P: 7	R: 0 E: 0 K: 0 S: 7	H: 0 LOB: 0 BB: 0 P: 11	R: 5 E: 2 K: 0 S: 14	H: 5 LOB: 2 BB: 1 P: 22	R: 0 E: 0 K: 0 S: 5	H: 0 LOB: 0 BB: 0 P: 10	R: 0 E: 0 K: 0 S: 9	H: 1 LOB: 1 BB: 0 P: 15	R: 0 E: 0 K: 0 S: 5	H: 0 LOB: 0 BB: 1 P: 10	R: 0 E: 0 K: 1 S: 11	H: 2 LOB: 2 BB: 0 P: 21	1B: 9 2B: 3 3B: 0 HR: 0	SF: 0 SAC: 0 DP: 2 HBP: 0	WP: 0 PA: 39 PB: 0 SB: 1 CS: 0
PITCHER	IP WLS BF H R ER SO BB IBB HBP BLK WP HR S P ERA WHIP																		
Derek Lowe, R (1,1) ERA: 4.73	5.0 L 28 10 7 2 2 2 0 0 0 0 0 0 51 79 3.60 2.400																		
Lenny DiNardo, L (6,1) ERA	2.0 6 0 0 0 0 1 0 0 0 0 0 0 13 24 0.00 0.500																		
50 Mike Timlin, R (8,1) ERA: 4.76	0.2 3 1 0 0 1 0 0 0 0 0 0 0 6 11 0.00 1.500																		
Mark Malaska, L (8,1) ERA: 3.38	0.1 2 1 0 0 0 0 0 0 0 0 0 0 5 10 0.00 3.000																		

AB 37
R 6
H 11
RBI 5
BB 3
SO 6
LOB 18



AB 36
R 7
H 12
RBI 5
BB 3
SO 3
LOB 17



Batter	1	2	3	4	5	6	7	8	9	AB	R	H	RBI	BB	SO	LOB	TOP					
18 Johnny Damon, L OBP: 0.342, SLG: 0.363	1-2 P2		1 SAFE 0-2 F7	2-2 P6				0-0 G4-3		5	0	0	0	0	0	3						
Mark Bellhorn, S OBP: 0.407, SLG: 0.325	1-3 K		2-1 1-2 34 HR						1-3 K	5	1	1	0	0	4	0						
34 David Ortiz, L OBP: 0.352, SLG: 0.569	1-1 HR		0-0 1-H 2-H						1-0 F7	5	2	2	4	0	1	0						
Manny Ramirez, R OBP: 0.431, SLG: 0.598	1-0 L8		4-2 1B						2-2 1B 2B	3	2	1	0	2	0	0						
Jason Varitek, S OBP: 0.434, SLG: 0.542		1-2 G6-3	2-2 1B						0-1 1B	4	1	2	1	1	1	1						
Kevin Millar, R OBP: 0.327, SLG: 0.359		1-2 G4-3	0-2 1B						2-3 1B	4	1	2	1	0	1	0						
Dave McCarty, R OBP: 0.344, SLG: 0.296			1-2 3-H						3-3 1B	1	0	0	0	0	1	1						
Brian Daubach, L OBP: 0.296, SLG: 0.333			2-1 F8						2-2 G3-1	4	0	0	0	0	1	4						
Gabe Kapler, R OBP: 0.269, SLG: 0.250										0	0	0	0	0	0	0						
Bill Mueller, S OBP: 0.344, SLG: 0.404			0-1 1B						4-1 1B BB	3	1	2	3	1	0	0						
Pokey Reese, R OBP: 0.273, SLG: 0.274			1 SAFE 1-2 1-2 34 HR						2-0 1B	4	1	1	0	0	0	1						
Inning Stats	R: 1 E: 0 K: 1 S: 12	H: 1 LOB: 0 BB: 0 P: 16	R: 0 E: 0 K: 0 S: 8	H: 0 LOB: 0 BB: 0 P: 12	R: 4 E: 0 K: 0 S: 24	H: 5 LOB: 2 BB: 1 P: 36	R: 0 E: 0 K: 0 S: 10	H: 0 LOB: 0 BB: 0 P: 16	R: 0 E: 0 K: 2 S: 9	H: 0 LOB: 0 BB: 0 P: 15	R: 3 E: 0 K: 1 S: 16	H: 2 LOB: 0 BB: 1 P: 24	R: 0 E: 0 K: 2 S: 9	H: 0 LOB: 1 BB: 1 P: 17	R: 0 E: 0 K: 1 S: 14	H: 1 LOB: 2 BB: 0 P: 24	R: 1 E: 0 K: 2 S: 13	H: 2 LOB: 1 BB: 0 P: 20	1B: 7 2B: 1 3B: 0 HR: 3	SF: 0 SAC: 0 DP: 0 HBP: 0	WP: 0 PB: 0 SB: 0 CS: 0	PA: 42
PITCHER	IP	WLS	BF	H	R	ER	SO	BB	IBB	HBP	BLK	WP	HR	S	P	ERA	WHIP					
Jeff D'Amico, R ERA: 7.07	(1, 1)	5.0	L	24	7	7	3	2	0	0	0	0	2	66	102	12.60	1.800					
David Risko, R ERA: 11.17	(6, 1)	2.0		8	1	1	3	1	0	0	0	0	1	22	34	4.50	1.000					
Jack Cressend, R ERA: 6.32	(8, 1)	2.0		10	3	1	3	1	0	0	0	0	0	27	44	4.50	2.000					

Boston Red Sox @ Cleveland Indians
Jacobs Field, Cleveland, OH
Wed May 05 2004, 7:05 PM EDT
Att. 17,370 - Sunny - 56 F

AB 38
R 9
H 11
RBI 9
BB 4
SO 9
LOB 10



Batter	1	2	3	4	5	6	7	8	9	AB	R	H	RBI	BB	SO	LOB	BOTTOM					
Matt Lawton, L OBP: 0.367, SLG: 0.505	2-2 G1-3		0-0 SF7						1-3 K	4	1	2	1	0	1	0						
Omar Vizquel, S OBP: 0.350, SLG: 0.413	1-2 HR		2-1 2-H						2-3 K	5	1	2	2	0	1	2						
Jody Gerut, L OBP: 0.364, SLG: 0.431	0-0 41 SF7		1-0 41 E						0-0 1B	4	2	2	0	0	0	1						
41 Victor Martinez, S OBP: 0.364, SLG: 0.519	0-0 SF7		2-2 E4						0-0 L9	3	0	0	2	1	0	1						
48 Travis Hafner, L OBP: 0.417, SLG: 0.550	3-H BB		1-0 F8						2-2 G6-3	3	0	0	0	1	0	3						
Ronnie Belliard, R OBP: 0.461, SLG: 0.490	1 SAFE K		0-0 E9						2-3 K	4	0	1	0	0	3	1						
Ben Broussard, L OBP: 0.394, SLG: 0.411		2-1 1B	2-2 FC1-2						0-1 1B	4	1	2	0	0	0	2						
Casey Blake, R OBP: 0.330, SLG: 0.352		1-3 K	1-1 P2						2-3 K	4	0	0	0	0	3	4						
Alex Escobar, R OBP: 0.325, SLG: 0.301		0-2 1B							0-3 K	4	0	1	0	0	2	1						
Inning Stats	R: 2 E: 0 K: 1 S: 15	H: 2 LOB: 1 BB: 1 P: 23	R: 1 E: 0 K: 1 S: 11	H: 2 LOB: 1 BB: 0 P: 16	R: 1 E: 3 K: 0 S: 14	H: 1 LOB: 2 BB: 0 P: 21	R: 1 E: 0 K: 0 S: 11	H: 2 LOB: 1 BB: 1 P: 22	R: 0 E: 0 K: 2 S: 9	H: 0 LOB: 0 BB: 0 P: 12	R: 0 E: 0 K: 1 S: 9	H: 1 LOB: 0 BB: 0 P: 16	R: 0 E: 0 K: 3 S: 12	H: 1 LOB: 1 BB: 0 P: 16	R: 0 E: 0 K: 2 S: 12	H: 1 LOB: 1 BB: 0 P: 15	1B: 7 2B: 1 3B: 1 HR: 1	SF: 2 SAC: 0 DP: 1 HBP: 1	WP: 0 PB: 0 SB: 2 CS: 0	PA: 40		
PITCHER	IP	WLS	BF	H	R	ER	SO	BB	IBB	HBP	BLK	WP	HR	S	P	ERA	WHIP					
Byung-Hyun Kim, R ERA: 4.32	(1, 1)	3.1		19	5	4	2	1	0	1	0	0	0	8	17	0.00	3.000					
Mark Malaska, L ERA: 3.12	(4, 1)	0.2		4	1	0	0	1	0	0	0	0	0	8	17	0.00	3.000					
Bronson Arroyo, R ERA: 4.73	(5, 1)	2.0	W	6	1	0	3	0	0	0	0	0	0	16	28	0.00	0.500					
Alan Embree, L ERA: 2.7	(7, 1)	1.0	H	3	0	0	0	0	0	0	0	0	0	9	14	0.00	0.000					
Scott Williamson, R ERA: 0.71	(8, 1)	1.0	H	4	1	0	3	0	0	0	0	0	0	12	16	0.00	1.000					
PITCHER	IP	WLS	BF	H	R	ER	SO	BB	IBB	HBP	BLK	WP	HR	S	P	ERA	WHIP					
Keith Foulke, R ERA: 0.56	(9, 1)	1.0		4	1	0	2	0	0	0	0	0	0	12	15	0.00	1.000					

Boston Red Sox @ Cleveland Indians
Jacobs Field, Cleveland, OH
Wed May 05 2004, 7:05 PM EDT
Att. 17,370 - Sunny - 56 F

AB 35
R 5
H 10
RBI 5
BB 2
SO 10
LOB 15



Batter	1	2	3	4	5	6	7	8	9	AB	R	H	RBI	BB	SO	LOB	TOP								
Mark Bellhorn, S OBP: 0.407, SLG: 0.352	1-1 P6		1-0 P6			0-2 1B 34 G4-6-3 2B	2-2 E9		1-3 K	5	1	2	1	0	1	1									
Gabe Kapler, R OBP: 0.288, SLG: 0.250	2-0 G6-3		0-1 P3			1-1 34 G4-6-3 1B	0-1 G5-3			4	0	1	0	0	0	2									
34 David Ortiz, L 18 Johnny Damon, L OBP: 0.342, SLG: 0.363	2-2 P6			1-0 G4-3		0-1 G4-6-3		4-1 1B BB		3	0	0	0	1	0	1									
Manny Ramirez, R OBP: 0.433, SLG: 0.622		2-2 G5-3		0-0 G5-3		1-2 HR		1-1 1B CS		4	1	2	2	0	0	0									
Jason Varitek, S OBP: 0.417, SLG: 0.517		2-1 G5-3		1-1 F9		2-2 L6		3-3 1B K		4	0	0	0	0	1	1									
Kevin Millar, R OBP: 0.352, SLG: 0.385		1-2 1B			3-2 FC5-4 1B		1-1 FC5-4 1B	1-2 1B		4	0	4	0	0	0	0									
Dave McCarty, R OBP: 0.306, SLG: 0.258		0-1 G5-3			2-2 FC5-4 1B		0-1 FC5-4 2B	0-0 G1-3		4	1	0	0	0	0	4									
Bill Mueller, S OBP: 0.333, SLG: 0.389			3-2 G4-3		2-2 F8		2-1 F7		3-2 F8	4	0	0	0	0	0	2									
Pokey Reese, R OBP: 0.284, SLG: 0.325			1-2 3B		1-2 F8		3-2 WP 1-H E 2B		0-3 K	4	1	2	1	0	1	1									
Inning Stats	R: 0 E: 0 K: 0 S: 6	H: 0 LOB: 0 BB: 0 P: 11	R: 0 E: 0 K: 0 S: 10	H: 1 LOB: 1 BB: 0 P: 15	R: 0 E: 0 K: 0 S: 11	H: 1 LOB: 1 BB: 0 P: 16	R: 0 E: 0 K: 0 S: 4	H: 0 LOB: 0 BB: 0 P: 6	R: 0 E: 0 K: 0 S: 16	H: 1 LOB: 1 BB: 0 P: 24	R: 2 E: 0 K: 0 S: 14	H: 3 LOB: 0 BB: 0 P: 18	R: 2 E: 1 K: 0 S: 17	H: 3 LOB: 1 BB: 0 P: 25	R: 1 E: 0 K: 1 S: 12	H: 2 LOB: 1 BB: 1 P: 21	R: 0 E: 0 K: 2 S: 10	H: 0 LOB: 0 BB: 0 P: 14	1B: 6 2B: 4 3B: 1 HR: 1	SF: 0 SAC: 0 DP: 2 HBP: 0	WP: 1 PB: 0 SB: 1 CS: 1	PA: 37			
PITCHER	IP	WLS	BF	H	R	ER	SO	BB	IBB	HBP	BLK	WP	HR	S	P	ERA	WHIP								
CC Sabathia, L ERA: 2.34	(1, 1)	6.2	L	27	8	4	4	0	0	0	0	0	1	72	107	5.40	1.200								
Rick White, R ERA: 4.5	(7, 1)	1.1		7	3	1	1	1	0	0	0	1	0	18	29	6.75	3.000								
David Riske, R ERA: 10.13	(9, 1)	1.0		3	0	0	0	2	0	0	0	0	0	10	14	0.00	0.000								

Boston Red Sox @ Cleveland Indians
Jacobs Field, Cleveland, OH
Thu May 06 2004, 7:05 PM EDT
Att: 26,825 - Cloudy - 82 F

AB 36
R 5
H 11
RBI 4
BB 1
SO 3
LOB 12



Batter	1	2	3	4	5	6	7	8	9	AB	R	H	RBI	BB	SO	LOB	BOTTOM								
Matt Lawton, L OBP: 0.363, SLG: 0.522	0-0 HR		0-0 G3			0-3 K		1-3 K		4	1	1	1	0	2	2									
Coco Crisp, S OBP: 0.274, SLG: 0.328										0	0	0	0	0	0	0									
Omar Vizquel, S OBP: 0.355, SLG: 0.417	1-2 1B 41 G4-3		2-3 K			0-1 P6		0-1 FC6-4 1B		4	1	2	0	0	1	0									
Jody Gerut, L OBP: 0.361, SLG: 0.425	0-2 48 L4-6 41 G4-3 1B			2-1 G4-3		0-1 P4		2-2 FC6-4 1B		4	0	1	0	0	0	1									
41 Victor Martinez, S OBP: 0.348, SLG: 0.494				2-3 K		3-3 K		2-1 P4		4	0	0	1	0	2	2									
48 Travis Hafner, L OBP: 0.400, SLG: 0.524	1-2 L4-6			0-0 G1			2-2 K		2-3 K	4	0	0	0	0	2	1									
Ronnie Belliard, R OBP: 0.462, SLG: 0.485		0-0 P2			1-0 BB 1B		4-0 FC6-4 BB		2-3 K	3	0	1	0	1	1	0									
Ben Broussard, L OBP: 0.386, SLG: 0.390		0-3 K			1-3 K		4-2 BB		2-0 G6-3	3	0	0	0	1	2	1									
Lou Merloni, R OBP: 0.327, SLG: 0.304		0-1 G6-3			1-3 K		2-1 FC6-4 BB			3	0	0	0	0	1	3									
Alex Escobar, R OBP: 0.326, SLG: 0.293			0-1 G6-3		4-1 BB		0-0 F9			2	0	0	0	1	0	2									
Inning Stats	R: 2 E: 0 K: 0 S: 14	H: 3 LOB: 0 BB: 0 P: 16	R: 0 E: 0 K: 1 S: 6	H: 0 LOB: 0 BB: 0 P: 6	R: 0 E: 0 K: 1 S: 6	H: 0 LOB: 0 BB: 0 P: 8	R: 0 E: 0 K: 1 S: 6	H: 0 LOB: 0 BB: 0 P: 10	R: 0 E: 0 K: 3 S: 12	H: 1 LOB: 2 BB: 1 P: 19	R: 0 E: 0 K: 1 S: 7	H: 0 LOB: 0 BB: 0 P: 10	R: 0 E: 0 K: 1 S: 12	H: 0 LOB: 2 BB: 2 P: 24	R: 0 E: 0 K: 1 S: 10	H: 1 LOB: 0 BB: 0 P: 15	R: 0 E: 0 K: 2 S: 7	H: 0 LOB: 0 BB: 0 P: 13	1B: 4 2B: 1 3B: 0 HR: 1	SF: 0 SAC: 0 DP: 1 HBP: 0	WP: 0 PB: 0 SB: 0 CS: 0	PA: 34			
PITCHER	IP	WLS	BF	H	R	ER	SO	BB	IBB	HBP	BLK	WP	HR	S	P	ERA	WHIP								
Pedro Martinez, R ERA: 3.92	(1, 1)	7.0		27	4	2	2	8	3	0	0	0	0	63	93	2.57	1.000								
Alan Embree, L ERA: 2.51	(8, 1)	1.0	H	4	1	0	0	1	0	0	0	0	0	10	15	0.00	1.000								
Keith Foulke, R ERA: 0.53	(9, 1)	1.0	S	3	0	0	0	2	0	0	0	0	0	7	13	0.00	0.000								

Boston Red Sox @ Cleveland Indians
Jacobs Field, Cleveland, OH
Thu May 06 2004, 7:05 PM EDT
Att: 26,825 - Cloudy - 82 F

AB 31
R 2
H 5
RBI 2
BB 3
SO 11
LOB 12



Batter	1	2	3	4	5	6	7	8	9	10	AB	R	H	RBI	BB	SO	LOB	TOP						
Ronnie Belliard, R OBP: 0.468, SLG: 0.491	1-0 2B 1B		1-1 P4		0-2 41 BB 1B		3-3 K		0-1 BB 1B		5	2	3	0	0	1	1	Cleveland Indians @ Baltimore Orioles Oriole Park at Camden Yards, Baltimore, MD Fri May 07 2004, 7:35 PM EDT Att: 34,324 - Unknown - 78 F						
Omar Vizquel, S OBP: 0.357, SLG: 0.411	1-2 F9		0-0 1B		1-1 41 BB CS HBP		4-1 BB		2-3 K		4	0	1	0	1	1	4							
Jody Gerut, L OBP: 0.370, SLG: 0.431	1-0 1H 2B		2-3 K		3-1 41 BB HBP		2-2 G3		4-2 BB		3	0	1	1	1	1	3							
41 Victor Martinez, S OBP: 0.340, SLG: 0.471	1-3 K		3-3 K		4-1 BB				0-3 K		4	0	0	1	1	3	6							
Matt Lawton, L OBP: 0.343, SLG: 0.513	2-3 K				0-1 CS		1-0 F9		0-1 CS S 1B		4	0	1	0	1	1	1							
Casey Blake, R OBP: 0.333, SLG: 0.365		0-3 K			2-2 L7		0-0 G4-3 2B		2-2 CS S 1B		5	0	2	0	0	1	1							
Lou Merloni, R OBP: 0.314, SLG: 0.292		0-2 G3			1-1 G5-3		1-1 G4-3		1-1 L7		2	0	0	0	0	0	0							
Ben Broussard, L OBP: 0.370, SLG: 0.371							2-3 K				3	0	0	0	0	0	3							
Alex Escobar, R OBP: 0.330, SLG: 0.300		3-0 F7			2-0 1B 1B		3-3 K		2-2 1B SH1-4 1B		5	0	2	0	0	2	2							
Tim Laker, R OBP: 0.281, SLG: 0.286					2-2 F7		3-2 G5-3		0-1 SH1-4 1B		2	0	0	0	0	0	1							
Inning Stats	R: 1 E: 0 K: 2 S: 14	H: 2 LOB: 1 BB: 0 P: 20	R: 0 E: 0 K: 1 S: 7	H: 0 LOB: 0 BB: 0 P: 10	R: 0 E: 0 K: 2 S: 12	H: 1 LOB: 2 BB: 0 P: 21	R: 0 E: 0 K: 0 S: 9	H: 0 LOB: 0 BB: 0 P: 14	R: 1 E: 1 K: 0 S: 12	H: 2 LOB: 2 BB: 1 P: 24	R: 0 E: 0 K: 1 S: 7	H: 1 LOB: 1 BB: 0 P: 12	R: 0 E: 0 K: 1 S: 10	H: 0 LOB: 1 BB: 1 P: 22	R: 0 E: 0 K: 2 S: 13	H: 2 LOB: 1 BB: 0 P: 19	R: 0 E: 0 K: 2 S: 20	H: 2 LOB: 3 BB: 1 P: 28	R: 0 E: 0 K: 1 S: 14	H: 0 LOB: 1 BB: 1 P: 22	1B: 8 2B: 2 3B: 0 HR: 0	SF: 0 SAC: 1 DP: 0 HBP: 2	WP: 0 PB: 0 SB: 1 CS: 2	PA: 45
PITCHER	IP WLS BF H R ER SO	IP WLS BF H R ER SO	IP WLS BF H R ER SO	IP WLS BF H R ER SO	IP WLS BF H R ER SO	IP WLS BF H R ER SO	IP WLS BF H R ER SO	IP WLS BF H R ER SO	IP WLS BF H R ER SO	IP WLS BF H R ER SO	IP WLS BF H R ER SO	IP WLS BF H R ER SO	IP WLS BF H R ER SO	IP WLS BF H R ER SO	IP WLS BF H R ER SO	IP WLS BF H R ER SO	IP WLS BF H R ER SO	IP WLS BF H R ER SO	IP WLS BF H R ER SO	IP WLS BF H R ER SO	ERA WHIP	ERA WHIP		
45 Erik Bedard, L ERA: 4.32	5.0	5.0	5.0	5.0	5.0	5.0	5.0	5.0	5.0	5.0	1.80	1.200												
Rick Bauer, R ERA: 3.44	1.2	1.2	1.2	1.2	1.2	1.2	1.2	1.2	1.2	1.2	0.00	1.200												
Buddy Groom, L ERA: 0.96	1.1	1.1	1.1	1.1	1.1	1.1	1.1	1.1	1.1	1.1	0.00	1.500												
Rodrigo Lopez, R ERA: 0.37	0.2	0.2	0.2	0.2	0.2	0.2	0.2	0.2	0.2	0.2	0.00	3.000												
B.J. Ryan, L ERA: 2.12	0.1	0.1	0.1	0.1	0.1	0.1	0.1	0.1	0.1	0.1	0.00	3.000												

Batter	1	2	3	4	5	6	7	8	9	10	AB	R	H	RBI	BB	SO	LOB	BOTTOM						
1 Brian Roberts, S OBP: 0.391, SLG: 0.447	0-1 F9		2-1 G6-3		4-2 10 S BB		1-0 F9				3	0	0	0	1	0	0	Cleveland Indians @ Baltimore Orioles Oriole Park at Camden Yards, Baltimore, MD Fri May 07 2004, 7:35 PM EDT Att: 34,324 - Unknown - 78 F						
6 Melvin Mora, R OBP: 0.439, SLG: 0.490	4-1 10 BB 2B		2-0 WP 10 F7 1B		1-2 F8		3-2 G5-3				3	1	1	0	1	0	1							
10 Miguel Tejada, R OBP: 0.367, SLG: 0.453	1-2 G6-3 1H 2B		0-1 F7		3-1 G6-3		1-0 G4-3 1B				4	0	2	1	0	0	2							
Rafael Palmeiro, L OBP: 0.412, SLG: 0.475	0-0 G6-3		2-3 K		0-1 HR		1-2 G4-3				4	1	1	1	0	1	3							
Javy Lopez, R OBP: 0.391, SLG: 0.510	2-0 G4-3				0-3 K		2-2 G5-3				4	0	1	0	0	1	2							
31 Jay Gibbons, L OBP: 0.304, SLG: 0.357		2-1 F9		1-3 K		3-2 F8					4	0	0	0	0	1	1							
Luis Matos, R OBP: 0.264, SLG: 0.245		0-3 K		2-3 K		2-2 F7					4	0	0	0	0	2	1							
B.J. Surhoff, L OBP: 0.354, SLG: 0.357		1-2 1B		2-1 F8		1-3 K					4	0	1	0	0	1	1							
Larry Bigbie, L OBP: 0.307, SLG: 0.440		0-0 G4-3				0-1 G4-3					4	1	1	1	0	1	1							
Inning Stats	R: 1 E: 0 K: 0 S: 8	H: 1 LOB: 1 BB: 1 P: 15	R: 0 E: 0 K: 1 S: 10	H: 1 LOB: 1 BB: 0 P: 13	R: 0 E: 0 K: 1 S: 13	H: 1 LOB: 1 BB: 0 P: 19	R: 0 E: 0 K: 2 S: 14	H: 1 LOB: 1 BB: 0 P: 22	R: 1 E: 0 K: 1 S: 10	H: 0 LOB: 0 BB: 0 P: 18	R: 0 E: 0 K: 1 S: 14	H: 1 LOB: 0 BB: 0 P: 19	R: 0 E: 0 K: 2 S: 8	H: 0 LOB: 0 BB: 0 P: 13	R: 0 E: 0 K: 0 S: 4	H: 0 LOB: 0 BB: 0 P: 6	R: 1 E: 0 K: 0 S: 1		H: 1 LOB: 0 BB: 0 P: 2	1B: 4 2B: 1 3B: 0 HR: 2	SF: 0 SAC: 0 DP: 0 HBP: 0	WP: 1 PB: 0 SB: 1 CS: 0	PA: 36	
PITCHER	IP WLS BF H R ER SO	IP WLS BF H R ER SO	IP WLS BF H R ER SO	IP WLS BF H R ER SO	IP WLS BF H R ER SO	IP WLS BF H R ER SO	IP WLS BF H R ER SO	IP WLS BF H R ER SO	IP WLS BF H R ER SO	IP WLS BF H R ER SO	IP WLS BF H R ER SO	IP WLS BF H R ER SO	IP WLS BF H R ER SO	IP WLS BF H R ER SO	IP WLS BF H R ER SO	IP WLS BF H R ER SO	IP WLS BF H R ER SO	IP WLS BF H R ER SO	IP WLS BF H R ER SO	IP WLS BF H R ER SO	ERA WHIP	ERA WHIP		
31 Cliff Lee, L ERA: 3.12	6.0	6.0	6.0	6.0	6.0	6.0	6.0	6.0	6.0	6.0	3.00	1.167												
Scott Stewart, L ERA: 7.71	1.0	1.0	1.0	1.0	1.0	1.0	1.0	1.0	1.0	1.0	0.00	0.000												
Jose Jimenez, R ERA: 6.0	2.0	2.0	2.0	2.0	2.0	2.0	2.0	2.0	2.0	2.0	0.00	0.500												
Chad Durbin, R ERA: 13.5	0.0	0.0	0.0	0.0	0.0	0.0	0.0	0.0	0.0	0.0	∞	∞												

AB	37
R	2
H	10
RBI	2
BB	4
SO	10
LOB	22



AB	34
R	3
H	7
RBI	3
BB	2
SO	7
LOB	12



Batter	1	2	3	4	5	6	7	8	9	AB	R	H	RBI	BB	SO	LOB	TOP																			
Matt Lawton, L OBP: 0.358, SLG: 0.500 (1, 7)	F7		E HR BB 1B	P5		K		K		5	1	1	0	0	2	2	Cleveland Indians @ Baltimore Orioles Oriole Park at Camden Yards, Baltimore, MD Sat May 08 2004, 4:35 PM EDT Att: 30,687 - Sunny - 75 F																			
Omar Vizquel, S OBP: 0.395, SLG: 0.400 (1, 6)	K		E2 HR BB		41 WP 48 HR 1B BB	K		K		3	2	0	0	2	3	1																				
Jody Gerut, L OBP: 0.371, SLG: 0.456 (1, 9)	G3-1		HR		48 HR 1B		G4-3		F8	5	2	2	3	0	0	0																				
41 Victor Martinez, S OBP: 0.343, SLG: 0.455 (1, 2)		4-1 1B BB	48 BB		P6		K		G3	3	1	0	0	2	1	2																				
48 Travis Hafner, L OBP: 0.404, SLG: 0.552 (1, 10)	K		G1-4-6-3		HR		1B BB			3	1	1	3	1	1	2																				
Ronnie Belliard, R OBP: 0.481, SLG: 0.482 (1, 4)	L7		F7		P3		1B			4	0	1	0	0	0	1																				
Ben Broussard, L OBP: 0.364, SLG: 0.364 (1, 3)					F7		G3		F8	4	0	1	0	0	0	2																				
Casey Blake, R OBP: 0.339, SLG: 0.364 (1, 5)							K		K	3	0	1	1	1	2	0																				
Coco Crisp, S OBP: 0.273, SLG: 0.311 (1, 8)					F8		S BB		L5	3	0	0	0	1	0	3																				
Inning Stats	R: 0 E: 0 K: 1 S: 6	H: 0 LOB: 0 BB: 0 P: 10	R: 1 E: 0 K: 1 S: 15	H: 2 LOB: 2 BB: 1 P: 25	R: 3 E: 1 K: 0 S: 9	H: 2 LOB: 0 BB: 2 P: 20	R: 0 E: 0 K: 0 S: 6	H: 0 LOB: 1 BB: 1 P: 14	R: 3 E: 0 K: 3 S: 14	H: 2 LOB: 0 BB: 1 P: 24	R: 0 E: 0 K: 1 S: 7	H: 1 LOB: 2 BB: 1 P: 13	R: 0 E: 0 K: 2 S: 8	H: 0 LOB: 0 BB: 0 P: 11	R: 0 E: 0 K: 1 S: 5	H: 0 LOB: 0 BB: 0 P: 5		1B: 5 2B: 0 3B: 0 HR: 2	SF: 0 SAC: 0 DP: 1 HBP: 0	WP: 1 PB: 0 SB: 1 CS: 0	PA: 40															
PITCHER	IP	WLS	BF	H	R	ER	SO	BB	IBB	HBP	BLK	WP	HR	S	P	ERA	WHIP	PITCHER		IP	WLS	BF	H	R	ER	SO	BB	IBB	HBP	BLK	WP	HR	S	P	ERA	WHIP
Kurt Ainsworth, R ERA: 7.36 (1, 1)	4.2		24	6	7	7	2	5	0	0	0	1	2	48	91	13.50	2.357			4.2		24	6	7	7	2	5	0	0	0	1	2	48	91	13.50	2.357
John Parrish, L ERA: 4.99 (5, 1)	2.1	W	10	1	0	0	4	2	0	0	0	0	0	19	35	0.00	1.286			2.1	W	10	1	0	0	4	2	0	0	0	0	19	35	0.00	1.286	
B.J. Ryan, L ERA: 2.0 (8, 1)	1.0	H	3	0	0	0	2	0	0	0	0	0	0	8	11	0.00	0.000			1.0	H	3	0	0	0	2	0	0	0	0	8	11	0.00	0.000		
Jorge Julio, R ERA: 0.64 (9, 1)	1.0	S	3	0	0	0	1	0	0	0	0	0	0	5	5	0.00	0.000			1.0	S	3	0	0	0	1	0	0	0	0	5	5	0.00	0.000		
Batter	1	2	3	4	5	6	7	8	9	AB	R	H	RBI	BB	SO	LOB	BOTTOM																			
1 Brian Roberts, S OBP: 0.391, SLG: 0.445 (1, 4)	L7		6 1B	L9			6 2B 31 2B	E6 SH1-3 6 S		5	2	2	0	0	0	1	Cleveland Indians @ Baltimore Orioles Oriole Park at Camden Yards, Baltimore, MD Sat May 08 2004, 4:35 PM EDT Att: 30,687 - Sunny - 75 F																			
6 Melvin Mora, R OBP: 0.448, SLG: 0.519 (1, 5)	G5-3		10 BB	2B		31 2B	SH1-3			4	1	3	1	0	0	0																				
10 Miguel Tejada, R OBP: 0.380, SLG: 0.436 (1, 6)	K		BB	G4-3		L6	G6-3			4	0	0	0	1	1	4																				
Rafael Palmeiro, L OBP: 0.411, SLG: 0.464 (1, 3)		K	F9		31 G3-6-1 BB	L4	31 1B IBB			3	1	0	0	2	1	5																				
Javy Lopez, R OBP: 0.409, SLG: 0.529 (1, 2)		2B		31 E 1B	1B	K	31 2B IBB	31 1B		4	2	3	1	1	1	1																				
31 Jay Gibbons, L OBP: 0.316, SLG: 0.379 (1, 9)	F7		1B 2B	E5 1B	1B	G3-6-1	1B 2B	1B		5	2	3	4	0	0	2																				
B.J. Surhoff, L OBP: 0.346, SLG: 0.348 (1, 10)	G4-3			K		G4-3	E 2H 1B			4	0	1	1	0	1	3																				
Luis Matos, R OBP: 0.264, SLG: 0.245 (1, 8)			G6-3	2B 1B		G4-3	E4			4	1	1	1	0	0	1																				
Larry Bigbie, L OBP: 0.305, SLG: 0.442 (1, 7)			G4-3	6 2B 2B		F7	G4-3			4	1	1	2	0	0	2																				
Inning Stats	R: 0 E: 0 K: 1 S: 6	H: 0 LOB: 0 BB: 0 P: 9	R: 0 E: 0 K: 1 S: 10	H: 1 LOB: 1 BB: 0 P: 15	R: 0 E: 0 K: 0 S: 11	H: 2 LOB: 3 BB: 1 P: 20	R: 4 E: 1 K: 1 S: 20	H: 5 LOB: 1 BB: 0 P: 23	R: 0 E: 0 K: 1 S: 4	H: 0 LOB: 0 BB: 1 P: 9	R: 0 E: 0 K: 0 S: 6	H: 0 LOB: 0 BB: 0 P: 8	R: 4 E: 1 K: 0 S: 19	H: 4 LOB: 2 BB: 1 P: 36	R: 2 E: 1 K: 0 S: 11	H: 2 LOB: 2 BB: 1 P: 24		1B: 9 2B: 5 3B: 0 HR: 0	SF: 0 SAC: 1 DP: 1 HBP: 0	WP: 0 PB: 0 SB: 1 CS: 0	PA: 42															
PITCHER	IP	WLS	BF	H	R	ER	SO	BB	IBB	HBP	BLK	WP	HR	S	P	ERA	WHIP	PITCHER		IP	WLS	BF	H	R	ER	SO	BB	IBB	HBP	BLK	WP	HR	S	P	ERA	WHIP
37 Jake Westbrook, R ERA: 2.67 (1, 1)	6.1		30	10	6	6	4	2	0	0	0	0	0	9	19	27.00	3.000			6.1		30	10	6	6	4	2	0	0	0	0	9	19	27.00	3.000	
Scott Stewart, L ERA: 9.0 (7, 1)	0.2	L	6	2	2	2	0	0	1	0	0	0	0	7	16	0.00	0.000			0.2	L	6	2	2	2	0	0	1	0	0	0	7	16	0.00	0.000	
Rick White, R ERA: 4.05 (8, 1)	0.2		4	0	2	0	0	0	1	0	0	0	0	4	8	0.00	6.000			0.2		4	0	2	0	0	0	1	0	0	4	8	0.00	6.000		
63 Rafael Betancourt, R ERA: 3.45 (8, 1)	0.1		2	0	0	0	0	0	0	0	0	0	0	4	8	0.00	6.000			0.1		2	0	0	0	0	0	0	0	0	4	8	0.00	6.000		

Batter	1	2	3	4	5	6	7	8	9	AB	R	H	RBI	BB	SO	LOB	TOP										
Matt Lawton, L OBP: 0.349, SLG: 0.474 (1, 7)	2-3 SAFE K	1-3 SAFE K		2-3 SAFE K			1-1 G3-1			4	0	0	0	0	3	1	Cleveland Indians @ Boston Red Sox Fenway Park, Boston, MA Tue May 11 2004, 7:05 PM EDT Att: 35,401 - Sunny - 84 F										
Omar Vizquel, S OBP: 0.395, SLG: 0.405 (1, 6)	0-0 1B 2B	1-1 SAFE S			2-1 F7			0-1 G6-3		4	1	2	0	0	0	0											
Jody Gerut, L OBP: 0.384, SLG: 0.460 (1, 9)	3-2 1B 2B	4-2 1B			3-1 F8			3-1 G3		3	1	1	0	1	0	0											
41 Victor Martinez, S OBP: 0.342, SLG: 0.495 (1, 2)	0-0 1H 3H 2B	0-3 K			2-0 F9			1-1 HR		4	1	2	3	0	1	3											
48 Travis Hafner, L OBP: 0.390, SLG: 0.520 (1, 10)	0-3 K		1-2 F8			2-3 K		2-2 P5		4	0	0	0	0	2	1											
Ronnie Belliard, R OBP: 0.462, SLG: 0.472 (1, 4)	4-2 BB		3-3 K			2-0 F8			0-6 G5-3	3	0	0	0	1	1	0											
Ben Broussard, L OBP: 0.386, SLG: 0.408 (1, 3)	1-3 K		0-1 G5-3			2-3 K			2-3 K	4	0	0	0	0	3	2											
Lou Merloni, R OBP: 0.306, SLG: 0.316 (1, 5)		2-3 K		0-1 L8			2-0 G6-3		0-3 K	4	0	0	0	0	2	0											
Coco Crisp, S OBP: 0.270, SLG: 0.304 (1, 8)		0-0 1B		1-1 G6-3			3-3 K			3	0	1	0	0	1	0											
Inning Stats	R: 2 E: 0 K: 3 S: 17	H: 3 LOB: 2 BB: 1 P: 27	R: 0 E: 0 K: 3 S: 16	H: 2 LOB: 3 BB: 1 P: 24	R: 0 E: 0 K: 1 S: 12	H: 0 LOB: 0 BB: 0 P: 16	R: 0 E: 0 K: 1 S: 8	H: 0 LOB: 0 BB: 0 P: 11	R: 0 E: 0 K: 2 S: 5	H: 0 LOB: 0 BB: 0 P: 12	R: 0 E: 0 K: 1 S: 6	H: 0 LOB: 0 BB: 0 P: 12	R: 1 E: 0 K: 2 S: 9	H: 1 LOB: 0 BB: 0 P: 15	R: 0 E: 0 K: 2 S: 8	H: 0 LOB: 0 BB: 0 P: 10	1B: 4 2B: 1 3B: 0 HR: 1	SF: 0 SAC: 0 DP: 0 HBP: 0	WP: 0 PB: 0 SB: 1 CS: 0	PA: 35							
PITCHER	IP	WLS	BF	H	R	ER	SO	BB	IBB	HBP	BLK	WP	HR	S	P	ERA	WHIP										
Pedro Martinez, R ERA: 3.73 (1, 1)	7.0		28	5	2	2	11	2	0	0	0	0	0	71	115	2.57	1.000										
Alan Embree, L ERA: 3.95 (8, 1)	1.0	W	4	1	1	1	0	0	0	0	0	0	1	9	15	9.00	1.000										
Keith Foulke, R ERA: 0.47 (9, 1)	1.0	S	3	0	0	0	2	0	0	0	0	0	0	8	10	0.00	0.000										

AB	33
R	3
H	6
RBI	3
BB	2
SO	13
LOB	7



Batter	1	2	3	4	5	6	7	8	9	AB	R	H	RBI	BB	SO	LOB	BOTTOM										
18 Johnny Damon, L OBP: 0.359, SLG: 0.400 (1, 8)	3-2 F7		2-0 G4-3				0-1 F8	1-2 G3		5	0	0	0	0	0	2	Cleveland Indians @ Boston Red Sox Fenway Park, Boston, MA Tue May 11 2004, 7:05 PM EDT Att: 35,401 - Sunny - 84 F										
Mark Bellhorn, S OBP: 0.390, SLG: 0.394 (1, 4)	1-2 G5-3		1-1 2B		4-2 BB		2-2 G5-3			3	0	1	0	1	0	0											
Kevin Millar, R OBP: 0.357, SLG: 0.391 (1, 10)	2-2 F8		1-1 F9		0-0 F7		2-3 K			4	0	0	0	0	1	2											
Manny Ramirez, R OBP: 0.438, SLG: 0.624 (1, 7)		2-3 K		4-2 CS BB	1-2 G5-3			0-1 F9		3	0	0	0	1	1	1											
Jason Varitek, S OBP: 0.421, SLG: 0.539 (1, 2)		2-1 HBP		3-3 K		4-2 G1-3 BB		1-1 G6-3		2	0	0	0	1	1	1											
34 David Ortiz, L OBP: 0.340, SLG: 0.554 (8, FR)		0-1 FC4-6		1-1 HR		1-1 G1-3 1B		0-0 2B 2B		4	1	3	1	0	0	1											
Cesar Crespo, S OBP: 0.163, SLG: 0.233 (9, 6)		1-2 FC4-6				1-2 1B		2B 2B		0	1	0	0	0	0	0											
Bill Mueller, S OBP: 0.322, SLG: 0.394 (1, 5)		1-0 FC6-4		1-2 1B		3-1 F4		1-0 1B 3B 2B		4	1	2	1	0	0	3											
Gabe Kapler, R OBP: 0.274, SLG: 0.296 (1, 9)			0-1 HR		1-0 1B		1-1 G1-3	2-1 2B 2B		4	2	3	1	0	0	2											
Pokey Reese, R OBP: 0.283, SLG: 0.366 (1, 6)			1-2 HR		0-0 1B		2-2 L9	0-1 1B 3B		3	0	0	0	0	0	4											
Brian Daubach, L OBP: 0.313, SLG: 0.483 (8, PH)			G4-3		F8					0	0	0	0	0	0	0											
Dave McCarty, R OBP: 0.327, SLG: 0.419 (9, 3)								1-1 3B		1	0	1	2	0	0	0											
Inning Stats	R: 0 E: 0 K: 0 S: 10	H: 0 LOB: 0 BB: 0 P: 16	R: 0 E: 0 K: 1 S: 7	H: 0 LOB: 1 BB: 0 P: 12	R: 1 E: 0 K: 0 S: 10	H: 2 LOB: 1 BB: 0 P: 15	R: 1 E: 0 K: 1 S: 12	H: 3 LOB: 2 BB: 1 P: 22	R: 0 E: 0 K: 0 S: 10	H: 1 LOB: 2 BB: 1 P: 16	R: 0 E: 0 K: 1 S: 8	H: 0 LOB: 0 BB: 0 P: 12	R: 3 E: 0 K: 0 S: 13	H: 4 LOB: 2 BB: 0 P: 18	R: 0 E: 0 K: 1 S: 8	H: 0 LOB: 0 BB: 0 P: 10	1B: 4 2B: 3 3B: 1 HR: 2	SF: 0 SAC: 0 DP: 0 HBP: 1	WP: 0 PB: 0 SB: 0 CS: 1	PA: 37							
PITCHER	IP	WLS	BF	H	R	ER	SO	BB	IBB	HBP	BLK	WP	HR	S	P	ERA	WHIP										
CC Sabathia, L ERA: 2.38 (1, 1)	7.0		30	6	2	2	3	3	0	1	0	0	0	69	116	2.57	1.286										
Jose Jimenez, R ERA: 9.35 (8, 1)	0.2	L	5	3	3	3	0	0	0	0	0	0	0	8	12	40.50	4.500										
Scott Stewart, L ERA: 7.94 (8, 1)	0.1		2	1	0	0	0	0	0	0	0	0	0	5	6	0.00	3.000										

AB	33
R	5
H	10
RBI	5
BB	3
SO	3
LOB	16



Batter	1	2	3	4	5	6	7	8	9	AB	R	H	RBI	BB	SO	LOB	TOP								
Matt Lawton, L OBP: 0.357, SLG: 0.471 (1, 7)	G1	2H 1B			E S 1B HBP	G6-3			G5-4-3 BB	3	1	1	1	1	0	0	Cleveland Indians @ Boston Red Sox Fenway Park, Boston, MA Wed May 12 2004, 7:05 PM EDT Att: 35,371 - Cloudy - 70 F								
Omar Vizquel, S OBP: 0.361, SLG: 0.405 (1, 6)	1B	G6-3			G2-3 1B		L8		G5-4-3 1-2	5	1	2	1	0	0	2									
Jody Gerut, L OBP: 0.393, SLG: 0.485 (1, 9)	1B	1B			F8				48 F 1B	4	1	3	0	0	0	1									
Alex Escobar, R OBP: 0.340, SLG: 0.310 (1, 8)	1B	1B			G2-3				F8	4	0	1	1	0	1	3									
4B Travis Hafner, L OBP: 0.377, SLG: 0.505 (1, 10)	F9				G4-3				K	3	0	0	1	0	1	4									
Ronnie Belliard, R OBP: 0.449, SLG: 0.457 (1, 4)	G1-3				K				F9	4	0	0	0	0	2	2									
Ben Broussard, L OBP: 0.380, SLG: 0.392 (1, 3)		E S 1B BB			K				G1-3	3	1	0	0	1	1	0									
Lou Merloni, R OBP: 0.303, SLG: 0.328 (1, 5)		K			P3				G5-3	4	1	1	0	0	1	1									
Tim Laker, R OBP: 0.278, SLG: 0.375 (1, 2)		K			G6-3				G5-3	4	1	1	2	0	1	1									
Inning Stats	R: 1 E: 0 K: 0 S: 16	H: 3 LOB: 2 BB: 0 P: 19	R: 1 E: 1 K: 2 S: 17	H: 1 LOB: 1 BB: 1 P: 24	R: 1 E: 0 K: 2 S: 10	H: 1 LOB: 0 BB: 0 P: 15	R: 0 E: 0 K: 1 S: 6	H: 0 LOB: 0 BB: 0 P: 10	R: 1 E: 0 K: 0 S: 10	H: 1 LOB: 1 BB: 0 P: 13	R: 2 E: 0 K: 1 S: 7	H: 2 LOB: 0 BB: 0 P: 10	R: 0 E: 1 K: 1 S: 11	H: 1 LOB: 1 BB: 0 P: 18	R: 0 E: 0 K: 0 S: 4	H: 0 LOB: 0 BB: 0 P: 8	R: 0 E: 0 K: 0 S: 6	H: 0 LOB: 0 BB: 1 P: 14	1B: 6 2B: 1 3B: 1 HR: 1	SF: 1 SAC: 0 DP: 1 HBP: 1	WP: 0 PB: 0 SB: 3 CS: 0	PA: 38			
PITCHER	IP	WLS	BF	H	R	ER	SO	BB	IBB	HBP	BLK	WP	HR	S	P	ERA	WHIP								
49 Tim Wakefield, R ERA: 3.84 Lenny DiNardo, L ERA: 1.59 Scott Williamson, R ERA: 0.68 Mark Malaska, L ERA: 3.27	6.0	L	28	8	6	6	6	1	0	1	0	0	1	66	91	9.00	1.500								

Batter	1	2	3	4	5	6	7	8	9	AB	R	H	RBI	BB	SO	LOB	BOTTOM								
18 Johnny Damon, L OBP: 0.361, SLG: 0.395 (1, 8)	L4	G4-3			BB		G3-6-3 1-2		DI 1B	4	0	1	1	1	0	2	Cleveland Indians @ Boston Red Sox Fenway Park, Boston, MA Wed May 12 2004, 7:05 PM EDT Att: 35,371 - Cloudy - 70 F								
Mark Bellhorn, S OBP: 0.384, SLG: 0.381 (1, 4)	2B BB				K		F7		K	4	1	0	0	1	3	2									
34 David Ortiz, L OBP: 0.331, SLG: 0.537 (1, 10)	K				F7				F9	4	0	0	0	0	1	2									
Manny Ramirez, R OBP: 0.432, SLG: 0.620 (1, 7)	1B 2B				G5-3				F8	4	0	1	1	0	1	0									
Kevin Millar, R OBP: 0.361, SLG: 0.398 (1, 3)	1B BB				F7				F8	3	1	1	0	1	0	0									
Bill Mueller, S OBP: 0.327, SLG: 0.404 (1, 5)	1B				K				F9	4	1	2	0	0	1	1									
Doug Mirabeli, R OBP: 0.481, SLG: 0.958 (1, 2)					2B				2B	4	0	2	1	0	2	1									
Gabe Kapler, R OBP: 0.264, SLG: 0.286 Brian Daubach, L OBP: 0.333, SLG: 0.533 (9, PH)		K			G6-3				18 1B 2B	3	0	0	0	0	2	2									
Pokey Reese, R OBP: 0.284, SLG: 0.365 Jason Varitek, S OBP: 0.418, SLG: 0.534 (9, PH)		1B			G6-3				K	3	0	1	0	0	0	0									
Inning Stats	R: 1 E: 0 K: 1 S: 9	H: 2 LOB: 2 BB: 2 P: 19	R: 0 E: 0 K: 2 S: 12	H: 1 LOB: 0 BB: 0 P: 18	R: 0 E: 0 K: 1 S: 8	H: 0 LOB: 0 BB: 0 P: 10	R: 0 E: 0 K: 1 S: 12	H: 1 LOB: 1 BB: 0 P: 22	R: 0 E: 0 K: 0 S: 13	H: 2 LOB: 1 BB: 0 P: 19	R: 0 E: 1 K: 0 S: 15	H: 0 LOB: 0 BB: 0 P: 21	R: 0 E: 0 K: 0 S: 5	H: 0 LOB: 0 BB: 0 P: 8	R: 2 E: 0 K: 3 S: 17	H: 3 LOB: 1 BB: 0 P: 22	1B: 3 2B: 6 3B: 0 HR: 0	SF: 0 SAC: 0 DP: 1 HBP: 0	WP: 0 PB: 0 SB: 0 CS: 0	PA: 38					
PITCHER	IP	WLS	BF	H	R	ER	SO	BB	IBB	HBP	BLK	WP	HR	S	P	ERA	WHIP								
31 Cliff Lee, L ERA: 3.1 David Riske, R ERA: 11.37 Rick White, R ERA: 9.72 63 Rafael Betancourt, R ERA: 4.08	6.0	W	26	6	2	2	8	3	0	0	0	0	0	15	21	0.00	0.000								

AB 34
R 6
H 9
RBI 6
BB 2
SO 7
LOB 14



AB 35
R 4
H 9
RBI 4
BB 3
SO 11
LOB 11




Batter	1	2	3	4	5	6	7	8	9	AB	R	H	RBI	BB	SO	LOB	TOP			
13 Carl Crawford, L OBP: 0.349, SLG: 0.421	G4-3		S 2B 1B		F7		G6-3		F7	5	1	1	0	0	0	2	Tampa Bay Devil Rays @ Cleveland Indians Jacobs Field, Cleveland, OH Sat May 15 2004, 1:05 PM EDT Att: 18,040 - Unknown - 50 F livebaseballscorecards.com			
Julio Lugo, R OBP: 0.331, SLG: 0.500	K		G6-3		G6-3		G3 2B		DI 1B 1B	5	1	2	1	0	1	1				
Aubrey Huff, L OBP: 0.278, SLG: 0.333	G4-3		5 2B 2B		5 FC5-4 BB		G3		1B 1B	4	1	2	2	1	0	1				
5 Rocco Baldelli, R OBP: 0.331, SLG: 0.354		1B SF8 1B	2H 2B		FC5-4		K		G6-3	5	1	2	1	0	1	3				
Tino Martinez, L OBP: 0.409, SLG: 0.546	BLK 1B		K				G3-1		K	4	0	1	0	0	2	1				
José Cruz Jr., S OBP: 0.289, SLG: 0.389	F7				HR		G3		K	4	1	1	1	0	1	2				
Robert Fick, L OBP: 0.225, SLG: 0.288	SF8		G1-3				BB		F8	2	0	0	1	1	0	0				
Geoff Blum, S OBP: 0.256, SLG: 0.384	K		L3				G1-3		G4-3	4	0	0	0	0	1	2				
Brook Fordyce, R OBP: 0.244, SLG: 0.237			K		G3-1				DI 1B BB	3	1	1	0	0	1	0				
Midre Cummings, L (9, PH) OBP: 0.154, SLG: 0.167							13 G6-3 WP 2B			0	1	0	0	0	1	0		0		
Inning Stats	R: 0 E: 0 K: 1 S: 11	H: 0 LOB: 0 BB: 0 P: 15	R: 1 E: 0 K: 1 S: 11	H: 2 LOB: 1 BB: 0 P: 16	R: 2 E: 0 K: 2 S: 12	H: 3 LOB: 1 BB: 0 P: 18	R: 1 E: 0 K: 0 S: 10	H: 1 LOB: 0 BB: 0 P: 15	R: 0 E: 0 K: 0 S: 9	H: 0 LOB: 1 BB: 1 P: 13	R: 1 E: 0 K: 1 S: 10	H: 2 LOB: 1 BB: 0 P: 18	R: 0 E: 0 K: 2 S: 9	H: 0 LOB: 0 BB: 0 P: 14	R: 2 E: 0 K: 0 S: 13	H: 2 LOB: 1 BB: 1 P: 27	1B: 5 2B: 4 3B: 0 HR: 1	SF: 1 SAC: 0 DP: 0 HBP: 0	WP: 1 PB: 0 SB: 1 CS: 0	PA: 40
PITCHER	IP	WLS	BF	H	R	ER	SO	BB	IBB	HBP	BLK	WP	HR	S	P	ERA	WHIP			
37 Jake Westbrook, R ERA: 3.38	6.1	W	29	8	5	5	4	2	0	0	1	1	1	62	103	7.11	1.579			
Cliff Bartosh, L ERA:	1.2	H	5	0	0	0	3	0	0	0	0	0	0	15	24	0.00	0.000			
Jose Jimenez, R ERA: 10.24	1.0		6	2	2	2	0	1	0	0	0	0	0	13	27	18.00	3.000			

Batter	1	2	3	4	5	6	7	8	9	AB	R	H	RBI	BB	SO	LOB	BOTTOM			
Matt Lawton, L OBP: 0.376, SLG: 0.490	HR	2B 41 2B	G1-3	BB			41 WP HBP 1B	P5		4	3	2	1	2	0	1	Tampa Bay Devil Rays @ Cleveland Indians Jacobs Field, Cleveland, OH Sat May 15 2004, 1:05 PM EDT Att: 18,040 - Unknown - 50 F livebaseballscorecards.com			
Ronnie Belliard, R OBP: 0.459, SLG: 0.474	41 SF9 BB	41 2B 2B	2B BB	G4-3			F9			3	3	1	0	2	0	3				
Jody Gerut, L OBP: 0.400, SLG: 0.507	E8 BB 1B	41 2B BB	41 2B 2B		G4-3		41 WP HBP BB			3	2	2	1	2	0	0				
41 Victor Martinez, S OBP: 0.346, SLG: 0.505	SF9	BB HBP 2B	2B		F8		HBP IBB			3	1	2	5	1	0	0				
48 Travis Hafner, L OBP: 0.366, SLG: 0.477	F7	HBP BB FC3-2 BB	F7		G5-3		HBP			3	0	0	0	1	0	2				
Lou Merloni, R (7, PH) OBP: 0.313, SLG: 0.328							1-2 2-3 3-H HBP			0	0	0	1	0	0	0				
Casey Blake, R OBP: 0.349, SLG: 0.382	BB BB	FC3-2 HBP BB	K				P4			3	0	0	0	2	1	4				
Ben Broussard, L OBP: 0.402, SLG: 0.490	FC6-4 BB	FC3-2 HBP	SH1-3 2B				L4-3		FC5-4 BB	2	0	1	1	2	0	0				
Coco Crisp, S OBP: 0.256, SLG: 0.288	FC6-4	FC3-2 FC6-4	SH1-3				K		FC5-4 G5-3	4	0	0	0	0	1	7				
John McDonald, R OBP: 0.211, SLG: 0.167		K FC6-4			P6		F9		G5-3	5	0	0	0	0	1	5				
Inning Stats	R: 2 E: 1 K: 0 S: 14	H: 2 LOB: 3 BB: 3 P: 30	R: 4 E: 0 K: 1 S: 27	H: 2 LOB: 3 BB: 4 P: 50	R: 2 E: 0 K: 1 S: 13	H: 2 LOB: 1 BB: 1 P: 18	R: 0 E: 0 K: 0 S: 6	H: 1 LOB: 2 BB: 1 P: 14	R: 0 E: 0 K: 0 S: 7	H: 0 LOB: 0 BB: 0 P: 12	R: 0 E: 0 K: 1 S: 6	H: 0 LOB: 0 BB: 0 P: 12	R: 1 E: 0 K: 0 S: 10	H: 1 LOB: 3 BB: 2 P: 23	R: 0 E: 0 K: 0 S: 9	H: 0 LOB: 1 BB: 1 P: 17	1B: 2 2B: 5 3B: 0 HR: 1	SF: 1 SAC: 1 DP: 0 HBP: 2	WP: 1 PB: 0 SB: 0 CS: 0	PA: 46
PITCHER	IP	WLS	BF	H	R	ER	SO	BB	IBB	HBP	BLK	WP	HR	S	P	ERA	WHIP			
Victor Zambrano, R ERA: 5.68	1.1	L	15	4	6	6	1	7	0	0	0	0	0	25	40	6.75	1.875			
Travis Harper, R ERA: 5.91	2.2		14	3	2	2	1	2	0	1	0	0	0	21	43	3.38	0.750			
Lance Carter, R ERA: 3.86	2.2		11	1	1	1	1	1	1	0	0	1	0	21	43	3.38	0.750			
Trever Miller, L ERA: 3.95	1.1		6	0	0	0	0	1	0	1	0	0	0	11	21	0.00	0.750			

Batter	1	2	3	4	5	6	7	8	9	AB	R	H	RBI	BB	SO	LOB	TOP										
Willie Harris, L (1, 8) OBP: 0.362, SLG: 0.362	G4-3		G3-1	1B			B1			4	0	1	1	0	0	0	Chicago White Sox @ Cleveland Indians Jacobs Field, Cleveland, OH Tue May 18 2004, 7:05 PM EDT Att: 15,298 - Overcast - 68 F										
5 Juan Uribe, R (1, 4) OBP: 0.374, SLG: 0.508	G6-3		G5-3	P3			F9			4	0	0	0	0	2												
Magglio Ordonez, R (1, 9) OBP: 0.369, SLG: 0.531	BB			BB	K			G6-3		2	0	0	0	2	1												
Frank Thomas, R (1, 10) OBP: 0.440, SLG: 0.495	P4			BB	G6-3			F8		4	1	1	0	0	0												
Carlos Lee, R (1, 7) OBP: 0.359, SLG: 0.410		L7		BB	G5-3					3	1	1	0	1	0												
Jose Valentin, S (1, 6) OBP: 0.323, SLG: 0.523	K			BB		P2		PO	G4-3	4	1	1	0	0	1												
14 Paul Konerko, R (1, 3) OBP: 0.336, SLG: 0.422				BB		G5-3			K2-3	4	1	2	2	0	1												
24 Joe Crede, R (1, 5) OBP: 0.248, SLG: 0.408				BB					G6-3	4	0	0	0	0	2												
Miguel Olivo, R (1, 2) OBP: 0.329, SLG: 0.479			G4-3	BB				G6-3		3	0	1	1	0	0												
Inning Stats	R: 0 E: 0 K: 0 S: 9	H: 0 LOB: 1 BB: 1 P: 19	R: 0 E: 0 K: 2 S: 11	H: 1 LOB: 1 BB: 0 P: 18	R: 0 E: 0 K: 0 S: 6	H: 0 LOB: 0 BB: 0 P: 10	R: 4 E: 0 K: 0 S: 22	H: 5 LOB: 2 BB: 2 P: 43	R: 0 E: 0 K: 1 S: 6	H: 0 LOB: 0 BB: 0 P: 9	R: 0 E: 0 K: 1 S: 8	H: 0 LOB: 0 BB: 0 P: 12	R: 0 E: 0 K: 0 S: 6	H: 0 LOB: 0 BB: 0 P: 8	R: 0 E: 0 K: 0 S: 9	H: 1 LOB: 0 BB: 0 P: 13		R: 0 E: 0 K: 1 S: 7	H: 0 LOB: 0 BB: 0 P: 8	1B: 6 2B: 1 3B: 0 HR: 0	SF: 0 SAC: 0 DP: 0 HBP: 0	WP: 0 PB: 0 CS: 1	PA: 36				
PITCHER	IP	WLS	BF	H	R	ER	SO	BB	IBB	HBP	BLK	WP	HR	S	P	ERA	WHIP										
Chad Durbin, R (1, 1) ERA: 11.34	3.2	L	19	6	4	4	2	3	0	0	0	0	0	45	86	9.82	2.455										
59 Matt Miller, R (4, 1) ERA: 5.64	2.1		7	0	0	0	2	0	0	0	0	0	0	17	25	0.00	0.000										
David Riske, R (7, 1) ERA: 5.64	1.2		6	1	0	0	0	0	0	0	0	0	0	13	18	0.00	0.600										
Scott Stewart, L (8, 1) ERA: 7.3	0.1		0	0	0	0	0	0	0	0	0	0	0	2	3	0.00	0.000										
63 Rafael Betancourt, R (9, 1) ERA: 4.58	1.0		3	0	0	0	1	0	0	0	0	0	0	7	8	0.00	0.000										

Batter	1	2	3	4	5	6	7	8	9	AB	R	H	RBI	BB	SO	LOB	BOTTOM										
Matt Lawton, L (1, 7) OBP: 0.391, SLG: 0.487	G5-3		K			BB		K		3	0	0	0	1	2	0	Chicago White Sox @ Cleveland Indians Jacobs Field, Cleveland, OH Tue May 18 2004, 7:05 PM EDT Att: 15,298 - Overcast - 68 F										
Omar Vizquel, S (1, 6) OBP: 0.336, SLG: 0.410	K		P5			P4		BB		4	1	1	0	0	1												
Jody Gerut, L (1, 9) OBP: 0.408, SLG: 0.500	BB		G4-3			BB		BB		4	0	3	0	0	0												
41 Victor Martinez, S (1, 2) OBP: 0.355, SLG: 0.504	F7					K		SF9		3	0	0	1	0	1												
48 Travis Hafner, L (1, 10) OBP: 0.368, SLG: 0.500		G6-3				K		G4-3		4	1	1	0	0	2												
Casey Blake, R (1, 5) OBP: 0.336, SLG: 0.361		E6				G1-3				4	0	0	0	0	1												
Ben Broussard, L (1, 3) OBP: 0.405, SLG: 0.402		G6-3				G4-3		G6-3		4	0	0	0	0	1												
Lou Merloni, R (1, 4) OBP: 0.324, SLG: 0.338		FC5-4				G4-3				4	0	2	0	0	1												
Alex Escobar, R (1, 8) OBP: 0.353, SLG: 0.340		FC5-4				K		G1-3		3	0	0	0	0	1												
Inning Stats	R: 0 E: 0 K: 1 S: 8	H: 1 LOB: 1 BB: 0 P: 10	R: 1 E: 1 K: 0 S: 8	H: 2 LOB: 1 BB: 0 P: 13	R: 0 E: 0 K: 1 S: 6	H: 0 LOB: 0 BB: 0 P: 11	R: 0 E: 0 K: 1 S: 7	H: 0 LOB: 0 BB: 0 P: 11	R: 0 E: 0 K: 2 S: 13	H: 1 LOB: 2 BB: 1 P: 25	R: 0 E: 0 K: 0 S: 7	H: 1 LOB: 1 BB: 0 P: 9	R: 1 E: 0 K: 1 S: 9	H: 2 LOB: 1 BB: 0 P: 15	R: 0 E: 0 K: 3 S: 9	H: 0 LOB: 0 BB: 0 P: 13		1B: 5 2B: 2 3B: 0 HR: 0	SF: 1 SAC: 0 DP: 1 HBP: 0	WP: 0 PB: 0 CS: 0	PA: 35						
PITCHER	IP	WLS	BF	H	R	ER	SO	BB	IBB	HBP	BLK	WP	HR	S	P	ERA	WHIP										
Jon Garland, R (1, 1) ERA: 3.62	7.0	W	27	5	1	1	6	1	0	0	0	0	0	57	90	1.29	0.857										
Damaso Marte, L (8, 1) ERA: 3.66	1.0	H	5	2	1	1	1	0	0	0	0	0	0	9	15	9.00	2.000										
Billy Koch, R (9, 1) ERA: 4.41	1.0	S	3	0	0	0	3	0	0	0	0	0	0	9	13	0.00	0.000										

AB	32
R	4
H	7
RBI	4
BB	3
SO	5
LOB	6



AB	33
R	2
H	7
RBI	1
BB	1
SO	10
LOB	11




Batter	1	2	3	4	5	6	7	8	9	AB	R	H	RBI	BB	SO	LOB	TOP										
Willie Harris, L OBP: 0.366, SLG: 0.367 Aron Rowand, R OBP: 0.278, SLG: 0.411	1-1 G1-4-3 SH1-3 1B		1-2 L6	1-2 FC3-6 1B		1-0 SH FC6-4	2-2 K	1-0 1B		4	0	2	0	0	1	2	1 0 1 0 0 0 0										
5 Juan Uribe, R OBP: 0.368, SLG: 0.496	0-0 SH1-3 1-2		3-2 F9	1-0 FC3-6 1B		0-0 F9		1-2 K		5	1	1	0	0	1	5	5 1 1 0 0 1 5										
Magglio Ordonez, R OBP: 0.366, SLG: 0.524 24 Joe Crede, R OBP: 0.245, SLG: 0.402	1-2 G1-4-3 2-3		2-1 2B 1B	3-1 G5-3		2-1 FC6-4 2B		2-0 FC1-6 1B	1-0 F9	4	2	1	0	0	0	4	4 2 1 0 0 0 4 2 1 0 0 0 0 1										
Frank Thomas, R OBP: 0.455, SLG: 0.522	4-2 FC6-4 BB		1-0 2B 2B	3-2 FC6-4 1B		3-2 FC6-4 2B		4-0 BB 14 2B BB	3-3 K	4	2	3	5	2	1	0	4 2 3 5 2 1 0										
Carlos Lee, R OBP: 0.358, SLG: 0.414	1-0 FC6-4 1-2		2-1 PB 2B 2B	1-2 FC6-4		1-2 K		1-2 BB 14 2B 1B	0-0 G4-3	6	2	2	2	0	1	4	6 2 2 2 0 1 4										
Jose Valentin, S OBP: 0.327, SLG: 0.522		2-1 P5	3-2 14 1B 2B		1-1 F7		0-0 G3	4-1 14 2B BB		4	2	1	1	1	0	0	4 2 1 1 1 0 0										
14 Paul Konerko, R OBP: 0.338, SLG: 0.429		2-3 K	1-1 1B		0-0 P2		1-2 F7	0-0 HR 2B		5	1	2	4	0	1	0	5 1 2 4 0 1 0										
Ross Gload, L OBP: 0.375, SLG: 0.488		3-3 K	0-1 1B		1-2 F8		2-0 E 1B	0-1 HR		5	2	3	2	0	1	0	5 2 3 2 0 1 0										
Sandy Alomar Jr., R OBP: 0.339, SLG: 0.393							4-1 FC6-4 SH 2B BB	1-1 F8		4	2	2	0	1	0	2	4 2 2 0 1 0 2										
Inning Stats	R: 0 E: 0 K: 0 S: 10	H: 1 LOB: 2 BB: 1 P: 17	R: 0 E: 0 K: 2 S: 10	H: 0 LOB: 0 BB: 0 P: 17	R: 5 E: 0 K: 0 S: 23	H: 7 LOB: 2 BB: 0 P: 37	R: 1 E: 0 K: 0 S: 12	H: 2 LOB: 1 BB: 0 P: 21	R: 0 E: 0 K: 0 S: 6	H: 0 LOB: 0 BB: 0 P: 8	R: 2 E: 1 K: 1 S: 12	H: 1 LOB: 1 BB: 1 P: 22	R: 1 E: 1 K: 1 S: 12	H: 2 LOB: 1 BB: 0 P: 17	R: 6 E: 0 K: 1 S: 16	H: 5 LOB: 1 BB: 2 P: 32	R: 0 E: 0 K: 1 S: 5	H: 0 LOB: 0 BB: 0 P: 9	1B: 12 2B: 5 3B: 0 HR: 1	SF: 0 SAC: 2 DP: 0 HBP: 0	WP: 0 PB: 1 CS: 1	PA: 50					
PITCHER	IP	WLS	BF	H	R	ER	SO	BB	IBB	HBP	BLK	WP	HR	S	P	ERA	WHIP	PITCHER									
Jason Davis, R ERA: 6.06	2.2	L	17	8	5	5	2	1	0	0	0	0	0	42	70	16.88	3.375										
Rick White, R ERA: 3.68	3.0		14	3	3	1	0	1	0	0	0	0	0	28	48	3.00	1.333										
Jose Jimenez, R ERA: 9.45	1.2		10	4	4	3	2	1	0	0	0	0	0	21	34	16.20	3.000										
Cliff Bartosh, L ERA: 11.57	0.2		6	3	3	3	1	1	0	0	0	0	1	10	19	40.50	6.000										
Scott Stewart, L ERA: 6.75	1.0		3	0	0	0	1	0	0	0	0	0	0	5	9	0.00	0.000										

Chicago White Sox @ Cleveland Indians
Jacobs Field, Cleveland, OH
Wed May 19 2004, 7:05 PM EDT
Att: 17,205 - Sunny - 63 F

livebaseballscorecards.com

AB 44
R 15
H 18
RBI 14
BB 4
SO 6
LOB 18



Batter	1	2	3	4	5	6	7	8	9	AB	R	H	RBI	BB	SO	LOB	BOTTOM										
Ronnie Belliard, R OBP: 0.448, SLG: 0.453	4-2 1B G3 BB		0-1 E5 1B		1-0 G6-3		4-0 41 HBP BB		0-0 G6-3	3	1	1	0	2	0	0	3 1 1 0 2 0 0										
Omar Vizquel, S OBP: 0.370, SLG: 0.408 John McDonald, R OBP: 0.160, SLG: 0.125	1-1 G3 1B		3-2 E5		4-1 G3-6 BB		1-2 P4		1-2 G6-3	3	0	1	0	1	0	3	3 0 1 0 1 0 3 1 0 0 0 0 0 0										
Jody Gerut, L OBP: 0.399, SLG: 0.487	0-1 G3		1-0 G5-3		1-0 G3-6		1-1 F8			4	0	0	1	0	0	3	4 0 0 1 0 0 3										
41 Victor Martinez, S OBP: 0.366, SLG: 0.528	2-2 G5-3		4-1 2B WP BB		3-1 HR		1-0 FC5-4 HBP			2	2	1	1	1	0	1	2 2 1 1 1 0 1										
Alex Escobar, R OBP: 0.350, SLG: 0.330	4-2 BB		0-1 F9		0-3 K		1-1 FC5-4			3	0	0	0	1	1	3	3 0 0 0 1 1 3										
Lou Merlani, R OBP: 0.347, SLG: 0.368	1-3 K		2-0 WP 2B		4-2 FC6-4 BB		1-1 L5-3 1B			3	0	2	0	1	1	2	3 0 2 0 1 1 2										
Ben Broussard, L OBP: 0.392, SLG: 0.386		1-3 K	1-3 K		0-3 K		2-3 K			4	0	0	0	0	4	3	4 0 0 0 0 4 3										
Tim Laker, R OBP: 0.275, SLG: 0.361		3-2 E5 1B 1B		2-1 F8		2-0 F8		3-2 L5-3		4	0	1	0	0	2		4 0 1 0 0 0 2										
Coco Crisp, S OBP: 0.244, SLG: 0.273		1-2 F7		0-3 K		1-1 FC6-4			2-3 K	4	0	0	0	0	2	2	4 0 0 0 0 2 2										
Inning Stats	R: 1 E: 0 K: 1 S: 16	H: 1 LOB: 2 BB: 2 P: 28	R: 0 E: 1 K: 1 S: 18	H: 2 LOB: 0 BB: 0 P: 26	R: 1 E: 0 K: 1 S: 8	H: 1 LOB: 1 BB: 1 P: 16	R: 0 E: 0 K: 1 S: 6	H: 0 LOB: 0 BB: 0 P: 9	R: 1 E: 0 K: 1 S: 7	H: 1 LOB: 0 BB: 1 P: 15	R: 0 E: 0 K: 0 S: 10	H: 0 LOB: 2 BB: 1 P: 17	R: 0 E: 0 K: 0 S: 7	H: 0 LOB: 1 BB: 1 P: 15	R: 0 E: 0 K: 1 S: 10	H: 1 LOB: 0 BB: 0 P: 16	R: 0 E: 0 K: 1 S: 8	H: 0 LOB: 0 BB: 0 P: 11	1B: 4 2B: 2 3B: 0 HR: 1	SF: 0 SAC: 0 DP: 2 HBP: 1	WP: 1 PB: 0 CS: 0	PA: 38					
PITCHER	IP	WLS	BF	H	R	ER	SO	BB	IBB	HBP	BLK	WP	HR	S	P	ERA	WHIP	PITCHER									
Scott Schoeneweis, L ERA: 3.33	6.0	W	27	5	3	3	6	5	0	0	0	0	0	65	111	4.50	1.667										
Shingo Takatsu, R ERA: 1.98	1.0		5	0	0	0	0	1	0	1	0	0	0	7	15	0.00	1.000										
Jon Adkins, R ERA: 2.45	1.0		3	1	0	0	1	0	0	0	0	0	0	10	16	0.00	1.000										
Kelly Wunsch, L ERA:	1.0		3	0	0	0	1	0	0	0	0	0	0	8	11	0.00	0.000										

Chicago White Sox @ Cleveland Indians
Jacobs Field, Cleveland, OH
Wed May 19 2004, 7:05 PM EDT
Att: 17,205 - Sunny - 63 F

livebaseballscorecards.com

AB 31
R 3
H 6
RBI 2
BB 6
SO 8
LOB 19



Batter	1	2	3	4	5	6	7	8	9	AB	R	H	RBI	BB	SO	LOB	TOP										
Matt Lawton, L OBP: 0.386, SLG: 0.478 (1, 7)	1-1 F7	2-1 BB 1B		0-0 L7			2-1 P3		0-0 L5	5	0	1	1	0	0	1											
Omar Vizquel, S OBP: 0.371, SLG: 0.404 (1, 6)	1-1 41 1B	4-2 SAFE 1B		2-1 F7			2-0 P5		2-2 P6	4	0	1	0	1	0	1											
Jody Gerut, L OBP: 0.388, SLG: 0.471 (1, 8)	2-1 SAFE P4	0-0 P5		1-3 K			0-0 G4-3		2-2 P2	5	0	0	0	0	1	5											
41 Victor Martinez, S OBP: 0.369, SLG: 0.527 (1, 2)	0-0 1B		1-2 48 FC4-6 1B		3-3 K			1-0 F7		4	0	2	0	0	1	0											
48 Travis Hafner, L OBP: 0.365, SLG: 0.488 (1, 10)	2-2 F9		3-2 FC4-6 BB 2B		0-0 F7			4-2 1B BB		3	1	0	0	1	0	3											
John McDonald, R OBP: 0.160, SLG: 0.125 (8, PR)			1-2							0	0	0	0	0	0	0											
Ronnie Belliard, R OBP: 0.443, SLG: 0.447 (1, 4)		3-1 SAFE P3		2-3 K		3-1 P3		2-2 1B		4	0	1	0	0	1	1											
Ben Broussard, L OBP: 0.387, SLG: 0.375 (1, 3)		2-1 F8		4-1 2B BB		3-3 K		0-1 P5		3	1	0	0	1	1	2											
Casey Blake, R OBP: 0.347, SLG: 0.376 (1, 5)		4-2 HBP 1B BB		3-2 2B		1-2 CS 1B		0-1 P6		3	1	2	2	1	0	2											
Alex Escobar, R OBP: 0.350, SLG: 0.324 (1, 9)	1-2 1B		0-0 F9			1-0 P4		0-2 2B		2	0	0	0	0	0	2											
Coco Crisp, S OBP: 0.253, SLG: 0.295 (9, PH)	1-2 HBP					1-2				1	0	1	0	0	0	0											
Inning Stats	R: 0 E: 0 K: 0 S: 10	H: 2 LOB: 2 BB: 0 P: 16	R: 1 E: 0 K: 0 S: 17	H: 1 LOB: 3 BB: 2 P: 33	R: 2 E: 0 K: 1 S: 17	H: 2 LOB: 1 BB: 1 P: 30	R: 0 E: 0 K: 1 S: 6	H: 0 LOB: 0 BB: 0 P: 9	R: 0 E: 0 K: 1 S: 9	H: 1 LOB: 0 BB: 0 P: 14	R: 0 E: 0 K: 0 S: 4	H: 0 LOB: 0 BB: 0 P: 8	R: 0 E: 0 K: 0 S: 12	H: 1 LOB: 2 BB: 1 P: 19	R: 0 E: 0 K: 0 S: 10	H: 1 LOB: 1 BB: 0 P: 14	1B: 6 2B: 2 3B: 0 HR: 0	SF: 0 SAC: 0 DP: 0 HBP: 1	WP: 0 PB: 0 SB: 0 CS: 1	PA: 39							
PITCHER	IP	WLS	BF	H	R	ER	SO	BB	IBB	HBP	BLK	WP	HR	S	P	ERA	WHIP										
Paul Abbott, R ERA: 6.42 (1, 1)	3.0		18	5	3	3	1	3	0	1	0	0	0	44	79	9.00	2.667										
Trever Miller, L ERA: 3.12 (4, 1)	3.0	W	9	1	0	0	3	0	0	0	0	0	0	21	35	0.00	0.333										
Lance Carter, R ERA: 3.6 (7, 1)	1.1	H	5	0	0	0	0	1	0	0	0	0	0	8	17	0.00	0.750										
Danys Baez, R ERA: 2.04 (8, 1)	1.2	S	7	2	0	0	0	0	0	0	0	0	0	18	24	0.00	1.200										

Cleveland Indians @ Tampa Bay Devil Rays
Tropicana Field, St. Petersburg, FL
Fri May 21 2004, 7:15 PM EDT
Att: 10,213 - Dome - 72 F

AB 34
R 3
H 8
RBI 3
BB 4
SO 4
LOB 17

C

Batter	1	2	3	4	5	6	7	8	9	AB	R	H	RBI	BB	SO	LOB	BOTTOM										
13 Carl Crawford, L OBP: 0.367, SLG: 0.449 (1, 7)	3-2 5 1B 2B		3-2 G6-4-3 1B		2-2 F7		3-2 G3			4	1	2	0	0	0	2											
Damian Rolls, R OBP: 0.282, SLG: 0.241 (1, 5)	4-2 L6-4 5 1B BB		2-2 G6-4-3 1-2		2-2 FC1-5-6		2-3 K			3	0	0	0	1	1	3											
5 Rocco Baldelli, R OBP: 0.337, SLG: 0.362 (1, 8)	1-0 2B S 1B		0-0 G3		4-0 IBB		2-1 F9			3	1	1	1	1	0	1											
Aubrey Huff, L OBP: 0.279, SLG: 0.322 (1, 3)	1-1 L6-4			1-2 P4		0-1 F7		1-1 F8		4	0	0	0	0	0	4											
Tino Martinez, L OBP: 0.389, SLG: 0.514 (9, 3)	2-2									0	0	0	0	0	0	0											
José Cruz Jr., S OBP: 0.329, SLG: 0.452 (1, 9)	3-2 1H 2B			0-1 2B 2B		0-0 G4-3 E 2B		0-0 HR		4	3	4	2	0	0	0											
Julio Lugo, R OBP: 0.306, SLG: 0.467 (1, 6)	2-1 G4-3			0-0 CS 2B		0-0 G4-3		3-1 P5		4	0	1	1	0	0	2											
Toby Hall, R OBP: 0.304, SLG: 0.326 (1, 2)		0-0 F8		4-2 2B BB		0-1 F9		2-2 G5-3		3	0	0	0	1	0	0											
31 Jonny Gomes, R OBP: 0.167, SLG: 0.091 (1, 10)		4-1 L9-3 BB		1-3 K		3-3 P4				2	0	0	0	1	1	1											
Rey Sanchez, R OBP: 0.268, SLG: 0.265 (1, 4)		1-0 L9-3			1-1 13 F7 1B			1-2 3B		3	0	2	0	0	0	1											
Inning Stats	R: 2 E: 0 K: 0 S: 13	H: 3 LOB: 1 BB: 1 P: 27	R: 0 E: 0 K: 0 S: 3	H: 0 LOB: 0 BB: 1 P: 8	R: 0 E: 0 K: 0 S: 9	H: 1 LOB: 0 BB: 0 P: 14	R: 1 E: 0 K: 1 S: 12	H: 2 LOB: 1 BB: 1 P: 18	R: 0 E: 0 K: 0 S: 12	H: 1 LOB: 2 BB: 1 P: 21	R: 1 E: 1 K: 0 S: 5	H: 1 LOB: 0 BB: 0 P: 6	R: 0 E: 0 K: 1 S: 11	H: 1 LOB: 1 BB: 0 P: 19	R: 1 E: 0 K: 0 S: 8	H: 1 LOB: 0 BB: 0 P: 14	1B: 3 2B: 7 3B: 1 HR: 1	SF: 0 SAC: 0 DP: 3 HBP: 0	WP: 0 PB: 0 SB: 1 CS: 1	PA: 34							
PITCHER	IP	WLS	BF	H	R	ER	SO	BB	IBB	HBP	BLK	WP	HR	S	P	ERA	WHIP										
CC Sabathia, L ERA: 2.26 (1, 1)	7.0	L	30	9	4	3	2	3	1	0	0	0	0	65	113	3.86	1.714										
Scott Stewart, L ERA: 7.24 (8, 1)	0.1		2	1	1	1	0	0	0	0	0	0	1	3	4	27.00	3.000										
Jose Jimenez, R ERA: 9.0 (8, 1)	0.2		2	0	0	0	0	0	0	0	0	0	0	5	10	0.00	0.000										

Cleveland Indians @ Tampa Bay Devil Rays
Tropicana Field, St. Petersburg, FL
Fri May 21 2004, 7:15 PM EDT
Att: 10,213 - Dome - 72 F

AB 30
R 5
H 10
RBI 4
BB 4
SO 2
LOB 14

DEVIL RAYS

Batter	1	2	3	4	5	6	7	8	9	AB	R	H	RBI	BB	SO	LOB	TOP				
Matt Lawton, L (1, 7) OBP: 0.388, SLG: 0.497	2-1 G6-3		2-1 HR		2-2 F9			2-2 G1-6-3 1B		4	1	2	1	0	0	0	Cleveland Indians @ Tampa Bay Devil Rays Tropicana Field, St. Petersburg, FL Sat May 22 2004, 6:15 PM EDT Att: 12,008 - Dome - 72 F				
Omar Vizquel, S (1, 6) OBP: 0.388, SLG: 0.396	4-2 BB		1-2 F8			1-0 L3		1-2 G1-6-3		3	0	0	0	1	0	2					
Jody Gerut, L (1, 8) OBP: 0.380, SLG: 0.460	3-1 P2		3-2 G4-3			2-0 F8		1-0 F8		4	0	0	0	0	0	2					
41 Victor Martinez, S (1, 2) OBP: 0.366, SLG: 0.541	0-0 L9			0-1 HR		2-0 F9			0-1 G3-1	4	1	1	1	0	0	1					
48 Travis Hafner, L (1, 10) OBP: 0.368, SLG: 0.511		1-2 HR		0-0 F7			2-1 F8		2-1 DI 1B	4	1	2	1	0	0	0					
Ronnie Belliard, R (1, 4) OBP: 0.439, SLG: 0.449		1-1 F8		2-2 F7			1-2 2B		0-1 F9	4	0	1	0	0	0	1					
Ben Broussard, L (1, 3) OBP: 0.375, SLG: 0.361		1-0 F7		3-1 F9			1-1 P5		1-2 F8	4	0	0	0	0	0	2					
Casey Blake, R (1, 5) OBP: 0.340, SLG: 0.367		1-2 F8			2-0 F8		2-1 F9			3	0	0	0	0	0	1					
Alex Escobar, R (1, 9) OBP: 0.349, SLG: 0.324			1-3 K		0-0 G6-3			0-0 G1-6-3 1B		3	0	1	0	0	1	0					
Inning Stats	R: 0 E: 0 K: 0 S: 10	H: 0 LOB: 1 BB: 1 P: 19	R: 1 E: 0 K: 0 S: 9	H: 1 LOB: 0 BB: 0 P: 13	R: 1 E: 0 K: 1 S: 12	H: 1 LOB: 0 BB: 0 P: 19	R: 1 E: 0 K: 0 S: 8	H: 1 LOB: 0 BB: 0 P: 13	R: 0 E: 0 K: 0 S: 5	H: 0 LOB: 0 BB: 0 P: 9	R: 0 E: 0 K: 0 S: 3	H: 1 LOB: 1 BB: 0 P: 15	R: 0 E: 0 K: 0 S: 9	H: 2 LOB: 1 BB: 0 P: 12	R: 0 E: 0 K: 0 S: 9	H: 1 LOB: 1 BB: 0 P: 12	1B: 3 2B: 1 3B: 0 HR: 3	SF: 0 SAC: 0 DP: 1 HBP: 0	WP: 0 PB: 0 SB: 0 CS: 0	PA: 34	
PITCHER	IP	WLS	BF	H	R	ER	SO	BB	IBB	HBP	BLK	WP	HR	S	P	ERA	WHIP				
Doug Waechter, R (1, 1) ERA: 3.93	6.1	W	24	4	3	3	1	1	0	0	0	0	3	52	89	4.26	0.789				
Jorge Sosa, R (7, 1) ERA: 4.86	2.2	S	10	3	0	0	0	0	0	0	0	0	0	21	31	0.00	1.125				

AB	33
R	3
H	7
RBI	3
BB	1
SO	1
LOB	9



Batter	1	2	3	4	5	6	7	8	9	AB	R	H	RBI	BB	SO	LOB	BOTTOM				
13 Carl Crawford, L (1, 7) OBP: 0.358, SLG: 0.438	3-2 E3 1B		0-1 G4-3		2-1 G4-3			2-2 G6-3		4	0	0	0	0	0	0	Cleveland Indians @ Tampa Bay Devil Rays Tropicana Field, St. Petersburg, FL Sat May 22 2004, 6:15 PM EDT Att: 12,008 - Dome - 72 F				
5 Rocco Baldelli, R (1, 8) OBP: 0.347, SLG: 0.373	3-2 FC3-2 HR		0-1 G6-3			1-1 E1 FC3-6 1B		1-1 1B		4	3	3	0	0	0	0					
Aubrey Huff, L (1, 5) OBP: 0.278, SLG: 0.320	0-0 G5-3		1-2 G4-3			1-1 G4-3		1-2 2B		4	1	1	0	0	0	3					
Rey Sanchez, R (9, 4) OBP: 0.268, SLG: 0.265	1-2 1B					2-3 2B		1-2 1B		0	0	0	0	0	0	0					
Tino Martinez, L (1, 3) OBP: 0.400, SLG: 0.535	3-2 FC3-2 HR			1-2 G5-3 2B		4-0 FC3-6 BB		1-2 2B		3	1	2	2	1	0	2					
José Cruz Jr., S (1, 9) OBP: 0.333, SLG: 0.473	0-0 HR			0-0 F7		0-1 FC3-6 CS		4-0 IBB		3	1	1	4	1	0	2					
Julio Lugo, R (1, 6) OBP: 0.301, SLG: 0.455	2-1 G4-3			0-1 G5-3		0-1 CS		1-3 K		4	0	0	0	0	1	3					
Robert Fick, L (1, 10) OBP: 0.213, SLG: 0.259		2-2 G4-3		2-0 P5			1-0 F9			3	0	0	0	0	0	1					
Geoff Blum, S (1, 4) OBP: 0.237, SLG: 0.359		1-1 G4-3			1-0 G4-3		0-1 G4-3			3	0	0	0	0	0	0					
Brook Fordyce, R (1, 2) OBP: 0.275, SLG: 0.255		0-1 G6-3			2-2 G5-3			0-1 F9		3	0	0	0	0	0	0					
Inning Stats	R: 3 E: 1 K: 0 S: 16	H: 2 LOB: 0 BB: 0 P: 26	R: 0 E: 0 K: 0 S: 7	H: 0 LOB: 0 BB: 0 P: 10	R: 0 E: 0 K: 0 S: 7	H: 0 LOB: 0 BB: 0 P: 8	R: 0 E: 0 K: 0 S: 8	H: 1 LOB: 1 BB: 0 P: 11	R: 0 E: 0 K: 0 S: 6	H: 0 LOB: 0 BB: 0 P: 11	R: 1 E: 1 K: 0 S: 7	H: 1 LOB: 0 BB: 1 P: 13	R: 0 E: 0 K: 0 S: 4	H: 0 LOB: 0 BB: 0 P: 5	R: 2 E: 0 K: 1 S: 16	H: 3 LOB: 2 BB: 1 P: 26	1B: 4 2B: 2 3B: 0 HR: 1	SF: 0 SAC: 0 DP: 0 HBP: 0	WP: 0 PB: 0 SB: 1 CS: 1	PA: 34	
PITCHER	IP	WLS	BF	H	R	ER	SO	BB	IBB	HBP	BLK	WP	HR	S	P	ERA	WHIP				
37 Jake Westbrook, R (1, 1) ERA: 3.02	7.2	L	29	5	5	1	0	1	0	0	0	0	1	62	94	1.17	0.783				
Cliff Bartosh, L (8, 1) ERA: 15.43	0.0		2	2	1	1	0	0	0	0	0	0	0	6	8	∞	∞				
59 Matt Miller, R (8, 1) ERA:	0.1		2	0	0	0	1	0	1	0	0	0	0	3	8	0.00	0.000				

AB	31
R	6
H	7
RBI	6
BB	2
SO	1
LOB	11



Batter	1	2	3	4	5	6	7	8	9	10	AB	R	H	RBI	BB	SO	LOB	TOP									
Ronnie Belliard, R OBP: 0.427, SLG: 0.435 (1.4)	F7	FC6-4			P3		F9		G6-3		5	0	0	0	0	0	2										
Omar Vizquel, S OBP: 0.363, SLG: 0.390 (1.6)	G6-3	FC4-6			G6-3		F7		F8		5	0	1	0	0	0	1										
Matt Lawton, L OBP: 0.392, SLG: 0.500 Jody Gerut, L OBP: 0.377, SLG: 0.455 (1.7) (1.9)	1B				E9		F7		1B		1	1	1	0	0	0	0										
41 Victor Martinez, S OBP: 0.361, SLG: 0.526 (1.2)	1B				G6-3		FC4-6		F9		4	1	0	0	1	0	4										
Lou Merloni, R OBP: 0.350, SLG: 0.361 (1.3)	E8				G6-3				K		4	1	1	1	1	1	1										
48 Travis Hafner, L OBP: 0.372, SLG: 0.519 (1.10)	2B				F9				F7		4	0	2	2	0	0	1										
Casey Blake, R OBP: 0.331, SLG: 0.356 (1.5)	L4				G5-3		F9		FC4-6		4	0	0	0	0	0	3										
Alex Escobar, R OBP: 0.346, SLG: 0.348 (1.9) (1.7)		K2-3			HR		F8		CS		4	1	1	1	0	1	1										
Coco Crisp, S OBP: 0.264, SLG: 0.305 (1.8)					K				G3-1		4	0	2	0	0	1	0										
Inning Stats	R: 3 E: 1 K: 0 S: 12	H: 3 LOB: 1 BB: 1 P: 24	R: 0 E: 0 K: 1 S: 10	H: 1 LOB: 1 BB: 0 P: 14	R: 0 E: 0 K: 1 S: 6	H: 0 LOB: 0 BB: 0 P: 11	R: 1 E: 0 K: 1 S: 8	H: 1 LOB: 0 BB: 0 P: 15	R: 0 E: 1 K: 0 S: 7	H: 0 LOB: 1 BB: 0 P: 13	R: 0 E: 0 K: 0 S: 5	H: 1 LOB: 1 BB: 0 P: 10	R: 0 E: 0 K: 0 S: 10	H: 2 LOB: 2 BB: 0 P: 13	R: 0 E: 0 K: 0 S: 8	H: 0 LOB: 0 BB: 1 P: 18	R: 0 E: 0 K: 0 S: 8	H: 0 LOB: 0 BB: 0 P: 12	R: 0 E: 0 K: 1 S: 16	H: 1 LOB: 1 BB: 0 P: 24	1B: 7 2B: 1 3B: 0 HR: 1	SF: 0 SAC: 0 DP: 0 HBP: 0	WP: 0 PB: 0 SB: 1 CS: 1	PA: 42			
PITCHER	IP	WLS	BF	H	R	ER	SO	BB	IBB	HBP	BLK	WP	HR	S	P	ERA	WHIP										
Mark Hendrickson, L ERA: 5.15 Travis Harper, R ERA: 4.02 (1.1) (8.1)	7.0		31	8	4	3	2	1	0	0	0	0	1	58	100	3.86	1.286										
	3.0	W	10	1	0	0	1	1	0	0	0	0	0	32	54	0.00	0.667										

Cleveland Indians @ Tampa Bay Devil Rays
Tropicana Field, St. Petersburg, FL
Sun May 23 2004, 1:15 PM EDT
Att. 10,555 - Dome - 72 F

livebaseballscorecards.com

AB	39
R	4
H	9
RBI	4
BB	2
SO	3
LOB	15

C

Batter	1	2	3	4	5	6	7	8	9	10	AB	R	H	RBI	BB	SO	LOB	BOTTOM									
13 Carl Crawford, L OBP: 0.348, SLG: 0.424 (1.7)	K	G4-3		F7			L7		G4-3		5	0	0	0	0	1	0										
Damian Rolls, R OBP: 0.268, SLG: 0.232 Geoff Blum, S OBP: 0.232, SLG: 0.351 (1.4) (7.4)	1B	P4		F8			G3		P3		2	1	0	0	1	0	0										
5 Rocco Baldelli, R OBP: 0.349, SLG: 0.386 (1.8)	1B			F8			F9		G2-3		5	2	2	0	0	0	0										
Aubrey Huff, L OBP: 0.267, SLG: 0.338 (1.5)	2B			G4-3					G6-3		4	1	2	1	1	0	0										
José Cruz Jr., S OBP: 0.342, SLG: 0.466 (1.9)	1B						3B		K		2	0	0	0	3	2	1										
Tino Martinez, L OBP: 0.407, SLG: 0.534 (1.3)	1B			K			F7				4	0	2	2	0	1	1										
Toby Hall, R OBP: 0.313, SLG: 0.367 (1.2)	G6-3			HR					F7		4	1	2	2	0	0	3										
31 Jonny Gomes, R OBP: 0.133, SLG: 0.071 Robert Fick, L OBP: 0.211, SLG: 0.256 (1.10) (9, PH)	F7			K			F7		K		3	0	0	0	0	1	3										
Rey Sanchez, R OBP: 0.253, SLG: 0.250 (1.6)		K		G5-3			F8		G6-3		4	0	0	0	0	1	1										
Inning Stats	R: 3 E: 0 K: 1 S: 14	H: 2 LOB: 2 BB: 2 P: 27	R: 0 E: 0 K: 1 S: 9	H: 0 LOB: 0 BB: 0 P: 9	R: 0 E: 0 K: 1 S: 12	H: 0 LOB: 1 BB: 1 P: 16	R: 1 E: 0 K: 1 S: 12	H: 1 LOB: 0 BB: 0 P: 15	R: 0 E: 0 K: 1 S: 12	H: 1 LOB: 1 BB: 0 P: 18	R: 0 E: 0 K: 0 S: 9	H: 1 LOB: 1 BB: 0 P: 11	R: 0 E: 0 K: 1 S: 9	H: 0 LOB: 0 BB: 0 P: 5	R: 0 E: 0 K: 1 S: 9	H: 1 LOB: 1 BB: 0 P: 12	R: 0 E: 0 K: 1 S: 10	H: 0 LOB: 0 BB: 0 P: 14	R: 1 E: 0 K: 0 S: 10	H: 2 LOB: 3 BB: 2 P: 21	1B: 4 2B: 2 3B: 1 HR: 1	SF: 0 SAC: 0 DP: 0 HBP: 1	WP: 0 PB: 0 SB: 0 CS: 0	PA: 42			
PITCHER	IP	WLS	BF	H	R	ER	SO	BB	IBB	HBP	BLK	WP	HR	S	P	ERA	WHIP										
31 Cliff Lee, L ERA: 3.21 David Riske, R ERA: 8.35 (1.1) (8.1)	7.2		33	6	4	4	6	3	0	1	0	0	1	80	111	4.70	1.174										
	1.2	L	9	2	1	1	1	1	1	0	0	0	0	22	37	5.40	1.800										

Cleveland Indians @ Tampa Bay Devil Rays
Tropicana Field, St. Petersburg, FL
Sun May 23 2004, 1:15 PM EDT
Att. 10,555 - Dome - 72 F

livebaseballscorecards.com

AB	36
R	5
H	8
RBI	5
BB	5
SO	7
LOB	9

DEVIL RAYS

Batter	1	2	3	4	5	6	7	8	9	AB	R	H	RBI	BB	SO	LOB	TOP					
51 Ichiro Suzuki, L (1, 9) OBP: 0.374, SLG: 0.406	K2-3		F8	G4-3		G6-3			G6-3	5	0	1	1	0	1	2						
Scott Spiezio, S (1, 5) OBP: 0.310, SLG: 0.437	F8		F8	G3		F8			G6-3	5	0	0	0	0	0	4						
Edgar Martinez, R (1, 10) OBP: 0.344, SLG: 0.415	K								G6-3	5	2	3	2	0	1	0						
Raul Ibanez, L (1, 7)		G6-3	G3-1			G1-3			G3-1	4	0	0	0	0	0	3						
Bret Boone, R (1, 4)		P2				G4-3			G1-3	4	1	1	0	0	0	1						
John Olerud, L (1, 3)									G4-3	2	1	1	0	2	0	0						
Jolbert Cabrera, R (1, 6)										4	0	2	2	0	0	1						
Dan Wilson, R (1, 2)									K	4	0	0	0	0	1	4						
Randy Winn, S (1, 8)									K	2	1	0	0	2	1	0						
Inning Stats	R: 0 E: 0 K: 2 S: 7	H: 0 LOB: 0 BB: 0 P: 9	R: 0 E: 0 K: 0 S: 9	H: 0 LOB: 1 BB: 1 P: 18	R: 1 E: 0 K: 0 S: 18	H: 2 LOB: 2 BB: 1 P: 26	R: 2 E: 0 K: 0 S: 17	H: 3 LOB: 2 BB: 1 P: 30	R: 1 E: 0 K: 0 S: 11	H: 2 LOB: 2 BB: 1 P: 19	R: 0 E: 0 K: 0 S: 6	H: 0 LOB: 0 BB: 0 P: 10	R: 1 E: 0 K: 0 S: 9	H: 1 LOB: 0 BB: 0 P: 11	R: 0 E: 0 K: 2 S: 10	H: 0 LOB: 0 BB: 0 P: 14	R: 0 E: 0 K: 0 S: 4	H: 0 LOB: 0 BB: 0 P: 7	1B: 7 2B: 0 3B: 0 HR: 1	SF: 0 SAC: 0 DP: 0 HBP: 0	WP: 0 PB: 0 SB: 0 CS: 0	PA: 39
PITCHER	IP	WLS	BF	H	R	ER	SO	BB	IBB	HBP	BLK	WP	HR	S	P	ERA	WHIP					
37 Jake Westbrook, R (1, 1) ERA: 3.42	5.0	W	26	7	4	4	2	4	0	0	0	0	0	62	102	7.20	2.200					
Rick White, R (6, 1) ERA: 3.71	1.2		6	1	1	1	0	0	0	0	0	0	1	13	17	5.40	0.600					
Cliff Bartosh, L (7, 1) ERA: 12.27	0.1	H	1	0	0	0	0	0	0	0	0	0	0	2	4	0.00	0.000					
63 Rafael Betancourt, R (8, 1) ERA: 3.97	1.0	H	3	0	0	0	2	0	0	0	0	0	0	10	14	0.00	0.000					
Jose Jimenez, R (9, 1) ERA: 5.1	1.0		3	0	0	0	0	0	0	0	0	0	0	4	7	0.00	0.000					

Seattle Mariners @ Cleveland Indians
Jacobs Field, Cleveland, OH
Thu May 27 2004, 7:05 PM EDT
Att: 17,272 - Unknown - 79 F

AB 35
R 5
H 8
RBI 5
BB 4
SO 4
LOB 15



Batter	1	2	3	4	5	6	7	8	9	AB	R	H	RBI	BB	SO	LOB	BOTTOM					
Matt Lawton, L (1, 7) OBP: 0.385, SLG: 0.494	G4-3		CS						G3-1	5	1	1	0	0	1	3						
Omar Vizquel, S (1, 6) OBP: 0.370, SLG: 0.391										3	2	1	0	1	0	0						
Jody Gerut, L (1, 8) OBP: 0.385, SLG: 0.463										5	2	3	1	0	0	0						
41 Victor Martinez, S (1, 2) OBP: 0.363, SLG: 0.537										3	1	1	1	1	0	0						
48 Travis Hafner, L (1, 10) OBP: 0.367, SLG: 0.524										3	2	1	2	0	0	2						
Ronnie Belliard, R (1, 4) OBP: 0.422, SLG: 0.434										4	1	3	1	0	0	1						
Ben Broussard, L (1, 3) OBP: 0.360, SLG: 0.342										2	0	0	1	1	0	3						
Casey Blake, R (1, 5) OBP: 0.335, SLG: 0.396										4	0	2	2	0	0	1						
Alex Escobar, R (1, 9) OBP: 0.331, SLG: 0.325										3	0	1	0	1	0	0						
Inning Stats	R: 4 E: 1 K: 0 S: 16	H: 5 LOB: 3 BB: 2 P: 29	R: 0 E: 0 K: 0 S: 6	H: 1 LOB: 0 BB: 0 P: 10	R: 2 E: 1 K: 0 S: 11	H: 2 LOB: 0 BB: 1 P: 24	R: 2 E: 0 K: 0 S: 14	H: 3 LOB: 2 BB: 1 P: 20	R: 0 E: 0 K: 1 S: 7	H: 0 LOB: 0 BB: 0 P: 8	R: 0 E: 0 K: 0 S: 5	H: 0 LOB: 0 BB: 0 P: 8	R: 0 E: 0 K: 0 S: 11	H: 1 LOB: 1 BB: 0 P: 16	R: 1 E: 0 K: 0 S: 10	H: 1 LOB: 0 BB: 0 P: 14	1B: 7 2B: 6 3B: 0 HR: 0	SF: 1 SAC: 1 DP: 0 HBP: 1	WP: 2 PB: 0 SB: 0 CS: 2	PA: 40		
PITCHER	IP	WLS	BF	H	R	ER	SO	BB	IBB	HBP	BLK	WP	HR	S	P	ERA	WHIP					
Gil Meche, R (1, 1) ERA: 6.97	3.1	L	21	10	8	8	0	10	8	8	0	0	0	38	69	0.00	3.900					
40 Julio Mateo, R (4, 1) ERA: 5.01	3.2		14	2	0	0	1	1	0	0	0	0	0	32	46	0.00	0.818					
Ron Villone, L (8, 1) ERA: 3.62	1.0		4	1	1	1	0	0	0	0	0	1	0	10	14	9.00	1.000					

Seattle Mariners @ Cleveland Indians
Jacobs Field, Cleveland, OH
Thu May 27 2004, 7:05 PM EDT
Att: 17,272 - Unknown - 79 F

AB 32
R 9
H 13
RBI 8
BB 4
SO 1
LOB 10



Batter	1	2	3	4	5	6	7	8	9	AB	R	H	RBI	BB	SO	LOB	TOP		
21 Mark Kotsay, L (1, 8) OBP: 0.333, SLG: 0.329	1-1 CS 1B		0-0 G5-3 2B		4-1 G6-4-3 BB		1-2 G3-1 2-3		2-0 G4-6-3 1B	4	0	3	1	1	0	1	Oakland Athletics @ Cleveland Indians Jacobs Field, Cleveland, OH Sun May 30 2004, 1:05 PM EDT Att: 24,005 - Sunny - 75 F livebaseballscorecards.com		
Eric Byrnes, R (1, 7) OBP: 0.377, SLG: 0.459	1-3 K		1-2 G5-3		1-0 G6-4-3		1-3 K		2-1 G4-6-3 1B	4	0	0	0	0	2	4			
Billy McMillon, L (9, PH) OBP: 0.267, SLG: 0.372										1	0	0	0	0	0	1			
23 Bobby Kielty, S (9, 7) OBP: 0.328, SLG: 0.438										0	0	0	0	0	0	0			
3 Eric Chavez, L (1, 5) OBP: 0.371, SLG: 0.481	1-2 P2		1-3 K		4-1 BB			3-2 G6-4-3 1B	2-1 G6-3	4	0	1	0	1	1	2			
Jemaine Dye, R (1, 9) OBP: 0.333, SLG: 0.481	1-1 CS	0-1 F7	2-2 G5-3		2-3 K			0-1 G6-4-3 1B		4	0	0	0	0	1	3			
Scott Hatteberg, L (1, 3) OBP: 0.386, SLG: 0.460		3-2 F8		1-1 F8		0-1 F8		2-2 WP 1B		4	0	1	0	0	0	0			
Erubiel Durazo, L (1, 10) OBP: 0.378, SLG: 0.506		1-0 1B 7 E		0-0 E5 HBP		4-1 17 CS BB		4-0 1B	1-2 IBB	2	1	1	0	2	0	0			
Damian Miller, R (1, 2) OBP: 0.348, SLG: 0.387		0-0 7 E		3-2 1B		3-3 K		3-2 P5		1	0	1	0	0	0	0			
17 Adam Melhuse, S (4, 2) OBP: 0.323, SLG: 0.431		1-2 1B		1-2 HBP		1-2 K				2	0	0	0	0	1	3			
7 Bobby Crosby, R (1, 6) OBP: 0.294, SLG: 0.426		2-2 E2		2-3 K			1-2 21 G3-1 SH1 1B		4-1 1B E	3	1	2	1	1	1	2			
Marco Scutaro, R (1, 4) OBP: 0.323, SLG: 0.383		1-2 G5-3		0-0 G4-3			2-0 SH1		1-2 E6 21 1B	3	1	1	0	0	0	4			
Inning Stats	R: 0 E: 0 K: 1 S: 11	H: 1 LOB: 0 BB: 0 P: 15	R: 1 E: 1 K: 0 S: 13	H: 3 LOB: 2 BB: 0 P: 20	R: 0 E: 0 K: 1 S: 11	H: 0 LOB: 2 BB: 0 P: 17	R: 0 E: 0 K: 1 S: 8	H: 0 LOB: 1 BB: 1 P: 13	R: 0 E: 0 K: 1 S: 11	H: 1 LOB: 1 BB: 0 P: 16	R: 0 E: 0 K: 0 S: 13	H: 2 LOB: 2 BB: 1 P: 25	R: 2 E: 1 K: 0 S: 10	H: 2 LOB: 0 BB: 1 P: 21	1B: 9 2B: 2 3B: 0 HR: 0	SF: 0 SAC: 1 DP: 4 HBP: 1	WP: 1 PA: 40 PB: 0 SB: 0 CS: 2		
PITCHER	IP WLS BF H R ER SO BB IBB HBP BLK WP HR S P ERA WHIP	IP WLS BF H R ER SO BB IBB HBP BLK WP HR S P ERA WHIP	IP WLS BF H R ER SO BB IBB HBP BLK WP HR S P ERA WHIP	IP WLS BF H R ER SO BB IBB HBP BLK WP HR S P ERA WHIP	IP WLS BF H R ER SO BB IBB HBP BLK WP HR S P ERA WHIP	IP WLS BF H R ER SO BB IBB HBP BLK WP HR S P ERA WHIP	IP WLS BF H R ER SO BB IBB HBP BLK WP HR S P ERA WHIP	IP WLS BF H R ER SO BB IBB HBP BLK WP HR S P ERA WHIP	IP WLS BF H R ER SO BB IBB HBP BLK WP HR S P ERA WHIP	IP WLS BF H R ER SO BB IBB HBP BLK WP HR S P ERA WHIP	IP WLS BF H R ER SO BB IBB HBP BLK WP HR S P ERA WHIP	IP WLS BF H R ER SO BB IBB HBP BLK WP HR S P ERA WHIP	IP WLS BF H R ER SO BB IBB HBP BLK WP HR S P ERA WHIP	IP WLS BF H R ER SO BB IBB HBP BLK WP HR S P ERA WHIP	IP WLS BF H R ER SO BB IBB HBP BLK WP HR S P ERA WHIP	IP WLS BF H R ER SO BB IBB HBP BLK WP HR S P ERA WHIP	IP WLS BF H R ER SO BB IBB HBP BLK WP HR S P ERA WHIP		
Jason Davis, R (1, 1) ERA: 5.2	6.1 0.1 1.1 0.0 1.0	27 1 6 2 0	1 0 0 0 0	5 0 0 0 0	3 0 0 0 0	0 0 1 0 0	64 4 16 6 4	106 0.00 0.00 0.00 0.00	1.42 1.421 0.00 1.500 0.00 0.000										
Cliff Bartosh, L (7, 1) ERA: 11.25	0.1	1	0	0	0	0	0	5	0.00	0.000									
63 Rafael Betancourt, R (7, 1) ERA: 3.55	1.1	6	2	0	0	1	0	16	0.00	1.500									
Jose Jimenez, R (9, 1) ERA: 8.2	0.0	B	3	2	2	0	1	0	6	13	=	=							
Rick White, R (9, 1) ERA: 3.5	1.0	W	2	0	0	0	0	0	4	8	0.00	0.000							
Batter	1	2	3	4	5	6	7	8	9	AB	R	H	RBI	BB	SO	LOB	BOTTOM		
Matt Lawton, L (1, 7) OBP: 0.392, SLG: 0.486	2-1 48 BB SH5-3 1B	1-1 F8			1-2 G6-4-3 1B		2-2 G4-3		4-1 2B WP BB	4	1	2	0	1	0	2	Oakland Athletics @ Cleveland Indians Jacobs Field, Cleveland, OH Sun May 30 2004, 1:05 PM EDT Att: 24,005 - Sunny - 75 F livebaseballscorecards.com		
Omar Vizquel, S (1, 6) OBP: 0.376, SLG: 0.400	0-0 SH5-3		0-2 G4-3 41 1B 2B		2-2 G6-4-3			0-0 F9	2-1 1B WP	4	1	2	1	0	0	1			
Jody Gerut, L (1, 9) OBP: 0.382, SLG: 0.452	2-2 48 BB 1B		0-0 G4-3		2-2 F9		2-2 F9	2-2 41 1B 48 1B	1-0 WP	5	1	2	0	0	0	2			
41 Victor Martinez, S (1, 2) OBP: 0.359, SLG: 0.522	1-3 K		0-0 48 G3-6-1 1B		2-2 G4-3		2-2 G4-3	0-0 48 1B	3-3 1B	4	0	2	1	0	1	2			
48 Travis Hafner, L (1, 10) OBP: 0.398, SLG: 0.553	4-0 FC6-4 BB		0-0 G3-6-1		0-0 FC5 2B		0-0 FC5	1-3 48 1B	1-0 G6-4-3 1B	3	0	2	1	1	0	1			
Ronnie Belliard, R (1, 4) OBP: 0.406, SLG: 0.409	2-2 FC6-4				1-2 FC5 2B		1-2 FC5	3-3 1B	0-2 G6-4-3	4	0	0	0	0	0	6			
Ben Broussard, L (1, 3) OBP: 0.350, SLG: 0.331		0-3 K		0-0 G3			2-2 G6-3 1B		2-2 BB 1B	3	0	1	0	0	1	0			
Lou Merloni, R (9, PH) OBP: 0.337, SLG: 0.346										1	0	1	0	0	0	0			
John McDonald, R (9, PR) OBP: 0.160, SLG: 0.125										0	1	0	0	0	0	0			
Casey Blake, R (1, 5) OBP: 0.345, SLG: 0.401		0-0 G6-3		2-1 G4-3			1-1 G6-3		3-2 F9	4	0	0	0	0	0	2			
Coco Crisp, S (1, 8) OBP: 0.276, SLG: 0.312		2-0			1-3 K		1-1 L5		0-3 K	3	0	1	0	0	1	1			
Alex Escobar, R (9, PH) OBP: 0.329, SLG: 0.333										1	0	0	0	0	1	1			
Inning Stats	R: 0 E: 0 K: 1 S: 12	H: 2 LOB: 3 BB: 1 P: 23	R: 0 E: 0 K: 1 S: 7	H: 1 LOB: 1 BB: 0 P: 10	R: 1 E: 0 K: 0 S: 7	H: 2 LOB: 0 BB: 0 P: 7	R: 0 E: 0 K: 0 S: 4	H: 0 LOB: 0 BB: 0 P: 6	R: 0 E: 0 K: 1 S: 10	H: 1 LOB: 1 BB: 0 P: 15	R: 0 E: 0 K: 0 S: 13	H: 1 LOB: 1 BB: 0 P: 19	R: 1 E: 0 K: 0 S: 9	H: 3 LOB: 1 BB: 0 P: 12	R: 2 E: 0 K: 1 S: 12	H: 2 LOB: 1 BB: 1 P: 24	1B: 10 2B: 3 3B: 0 HR: 0	SF: 0 SAC: 1 DP: 3 HBP: 0	WP: 1 PA: 39 PB: 0 SB: 0 CS: 0
PITCHER	IP WLS BF H R ER SO BB IBB HBP BLK WP HR S P ERA WHIP	IP WLS BF H R ER SO BB IBB HBP BLK WP HR S P ERA WHIP	IP WLS BF H R ER SO BB IBB HBP BLK WP HR S P ERA WHIP	IP WLS BF H R ER SO BB IBB HBP BLK WP HR S P ERA WHIP	IP WLS BF H R ER SO BB IBB HBP BLK WP HR S P ERA WHIP	IP WLS BF H R ER SO BB IBB HBP BLK WP HR S P ERA WHIP	IP WLS BF H R ER SO BB IBB HBP BLK WP HR S P ERA WHIP	IP WLS BF H R ER SO BB IBB HBP BLK WP HR S P ERA WHIP	IP WLS BF H R ER SO BB IBB HBP BLK WP HR S P ERA WHIP	IP WLS BF H R ER SO BB IBB HBP BLK WP HR S P ERA WHIP	IP WLS BF H R ER SO BB IBB HBP BLK WP HR S P ERA WHIP	IP WLS BF H R ER SO BB IBB HBP BLK WP HR S P ERA WHIP	IP WLS BF H R ER SO BB IBB HBP BLK WP HR S P ERA WHIP	IP WLS BF H R ER SO BB IBB HBP BLK WP HR S P ERA WHIP	IP WLS BF H R ER SO BB IBB HBP BLK WP HR S P ERA WHIP	IP WLS BF H R ER SO BB IBB HBP BLK WP HR S P ERA WHIP			
Tim Hudson, R (1, 1) ERA: 3.25	8.0	L	6	2	2	2	1	1	0	12	24	27.00	4.500						
Arthur Rhodes, L (9, 1) ERA: 4.87	0.2	L	6	2	2	2	1	1	0	12	24	27.00	4.500						

Batter	1	2	3	4	5	6	7	8	9	10	11	12	AB	R	H	RBI	BB	SO	LOB			
Eric Young Sr., R OBP: 0.414, SLG: 0.364 (12, 7)	G2-3		L7		G5-3				G6-3			G4-3	5	0	0	0	1	0	1			
10 Michael Young, R OBP: 0.367, SLG: 0.529 (1, 6)	F9			1B						G4-3		F8	6	1	3	1	0	0	0			
Alfonso Soriano, R OBP: 0.321, SLG: 0.423 (1, 4)	K			1B						F9			5	1	1	0	0	2	3			
23 Mark Teixeira, S OBP: 0.349, SLG: 0.432 (1, 3)		K								G5-3			4	0	0	0	1	3	2			
Chad Allen, R OBP: 0.353, SLG: 0.471 David Dellucci, L OBP: 0.399, SLG: 0.549 (8, PH) (8, 7)	G1-3												3	1	1	2	0	0	1			
Layne Nix, L OBP: 0.352, SLG: 0.623 (12, 8)				1B									2	0	0	0	0	2	0			
9 Hank Blalock, L OBP: 0.359, SLG: 0.546 (1, 5)				2B									0	0	0	0	0	0	0			
Herbert Perry, R OBP: 0.313, SLG: 0.414 (1, 10)			F7									G6-3	4	0	1	0	1	3	1			
Gary Matthews, S OBP: 0.286, SLG: 0.118 (1, 9)													5	0	1	1	0	1	2			
Rod Barajas, R OBP: 0.316, SLG: 0.671 (1, 2)													5	2	2	2	0	1	1			
Inning Stats	R: 0 E: 0 K: 1 S: 7	H: 0 LOB: 0 BB: 0 P: 12	R: 0 E: 0 K: 2 S: 11	H: 0 LOB: 0 BB: 0 P: 16	R: 1 E: 0 K: 1 S: 10	H: 1 LOB: 0 BB: 0 P: 13	R: 3 E: 0 K: 2 S: 15	H: 4 LOB: 1 BB: 0 P: 26	R: 1 E: 0 K: 0 S: 11	H: 1 LOB: 1 BB: 1 P: 22	R: 0 E: 0 K: 3 S: 16	H: 1 LOB: 2 BB: 1 P: 27	R: 0 E: 0 K: 0 S: 4	H: 0 LOB: 0 BB: 0 P: 5	R: 0 E: 0 K: 0 S: 7	H: 0 LOB: 0 BB: 0 P: 10	R: 1 E: 0 K: 0 S: 8	H: 1 LOB: 0 BB: 0 P: 12	1B: 5 2B: 3 3B: 0 HR: 2	SF: 0 SAC: 0 DP: 1 HBP: 0	WP: 0 PB: 0 SB: 0 CS: 0	PA: 47
PITCHER	IP WLS BF H R ER SO BB IBB HBP BLK WP HR S P ERA WHIP	IP WLS BF H R ER SO BB IBB HBP BLK WP HR S P ERA WHIP	IP WLS BF H R ER SO BB IBB HBP BLK WP HR S P ERA WHIP	IP WLS BF H R ER SO BB IBB HBP BLK WP HR S P ERA WHIP	IP WLS BF H R ER SO BB IBB HBP BLK WP HR S P ERA WHIP	IP WLS BF H R ER SO BB IBB HBP BLK WP HR S P ERA WHIP	IP WLS BF H R ER SO BB IBB HBP BLK WP HR S P ERA WHIP	IP WLS BF H R ER SO BB IBB HBP BLK WP HR S P ERA WHIP	IP WLS BF H R ER SO BB IBB HBP BLK WP HR S P ERA WHIP	IP WLS BF H R ER SO BB IBB HBP BLK WP HR S P ERA WHIP	IP WLS BF H R ER SO BB IBB HBP BLK WP HR S P ERA WHIP	IP WLS BF H R ER SO BB IBB HBP BLK WP HR S P ERA WHIP	IP WLS BF H R ER SO BB IBB HBP BLK WP HR S P ERA WHIP	IP WLS BF H R ER SO BB IBB HBP BLK WP HR S P ERA WHIP	IP WLS BF H R ER SO BB IBB HBP BLK WP HR S P ERA WHIP	IP WLS BF H R ER SO BB IBB HBP BLK WP HR S P ERA WHIP	IP WLS BF H R ER SO BB IBB HBP BLK WP HR S P ERA WHIP	IP WLS BF H R ER SO BB IBB HBP BLK WP HR S P ERA WHIP	IP WLS BF H R ER SO BB IBB HBP BLK WP HR S P ERA WHIP	IP WLS BF H R ER SO BB IBB HBP BLK WP HR S P ERA WHIP	IP WLS BF H R ER SO BB IBB HBP BLK WP HR S P ERA WHIP	IP WLS BF H R ER SO BB IBB HBP BLK WP HR S P ERA WHIP

Texas Rangers @ Cleveland Indians
Jacobs Field, Cleveland, OH
Tue Jun 01 2004, 7:05 PM EDT
Att. 17,136 - Overcast - 70 F

AB 43
R 6
H 9
RBI 6
BB 4
SO 14
LOB 11

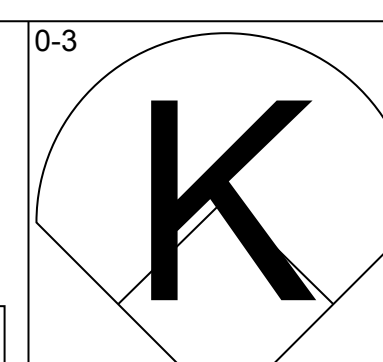
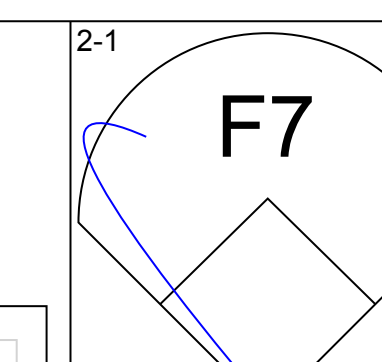
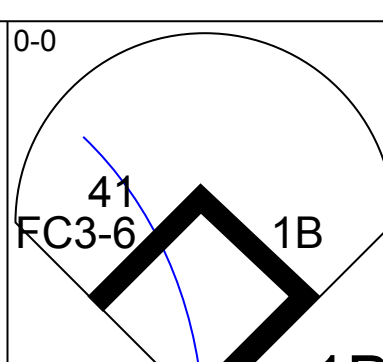
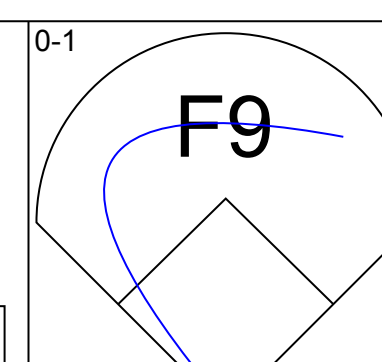
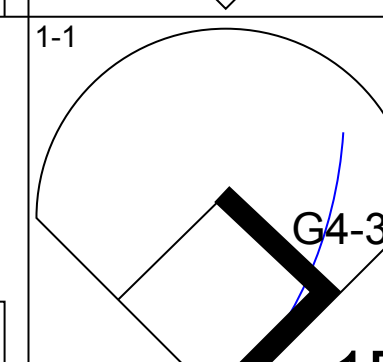
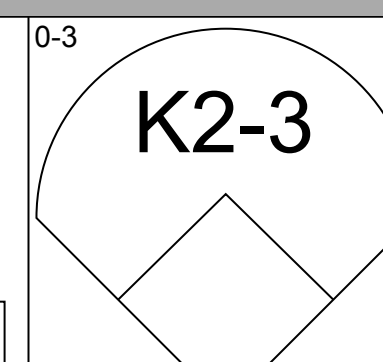
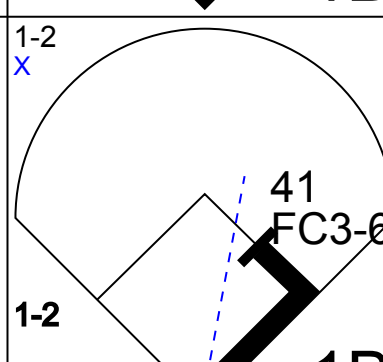
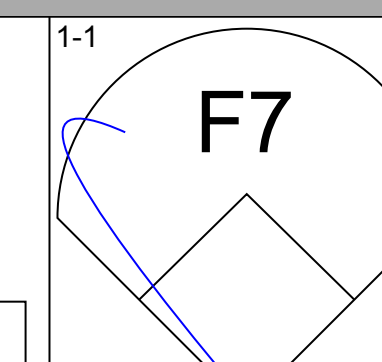
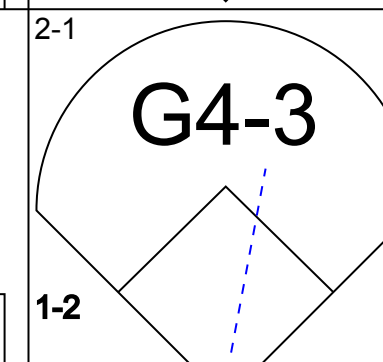
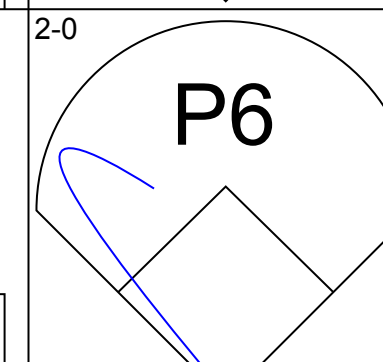
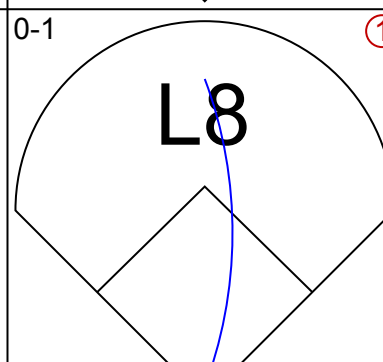
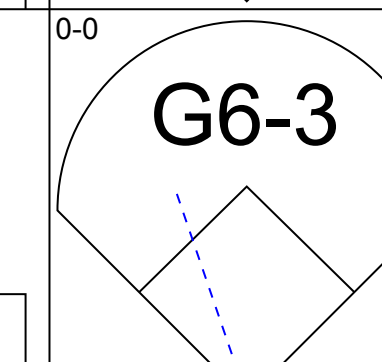
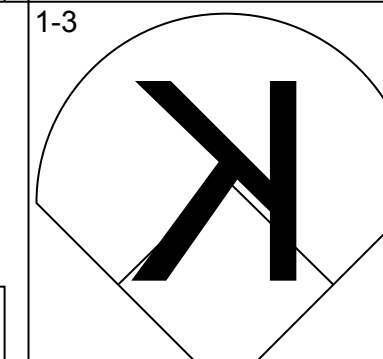
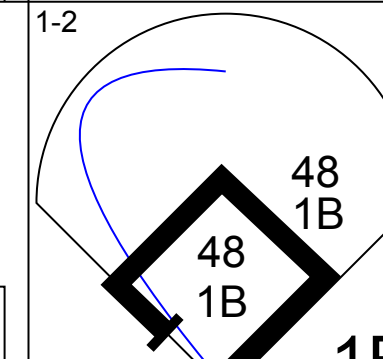
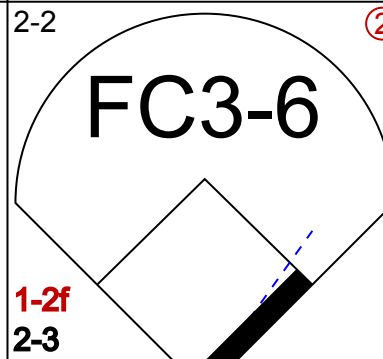
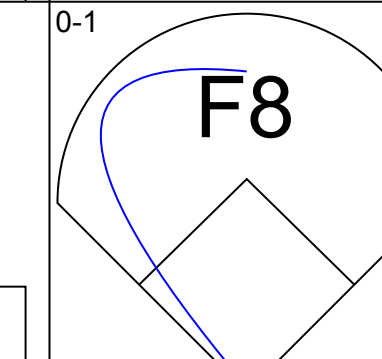
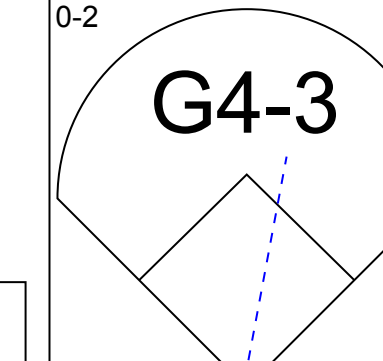
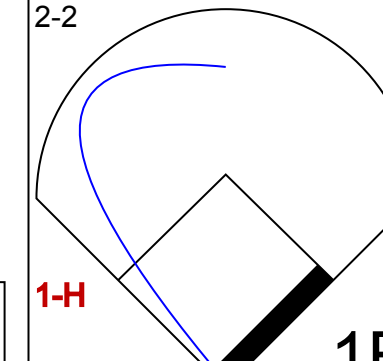
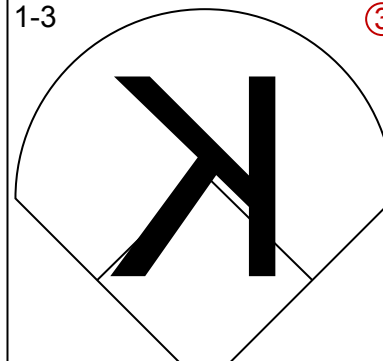
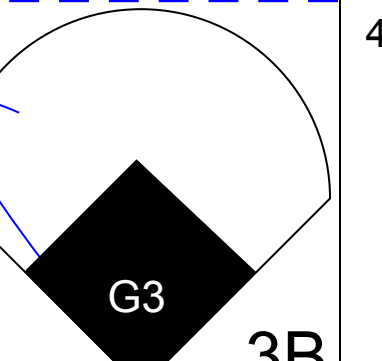

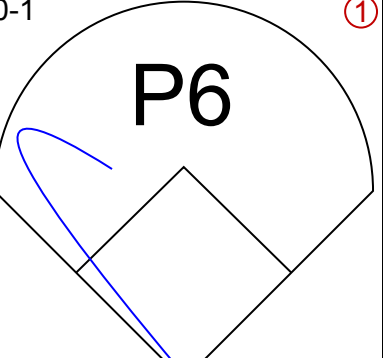
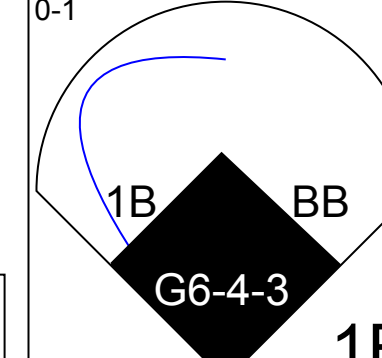
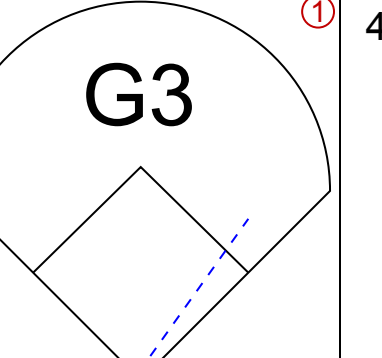
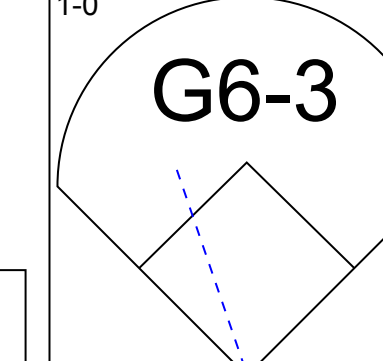
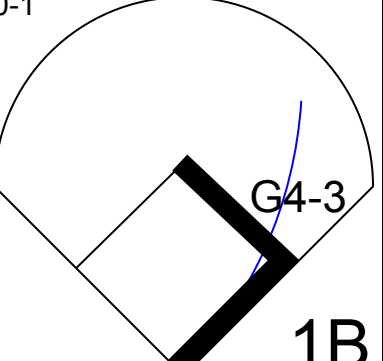
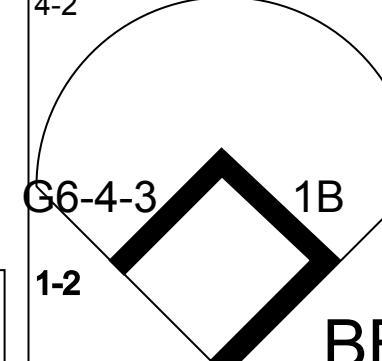
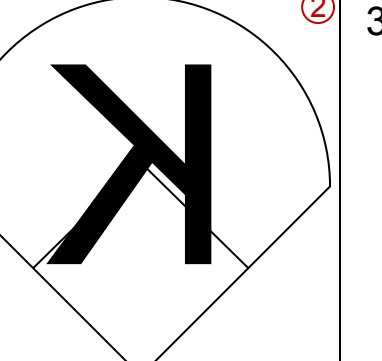
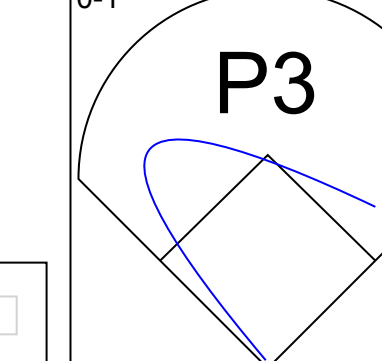
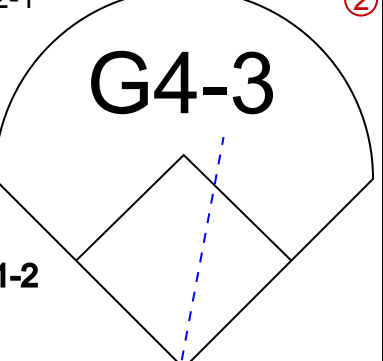
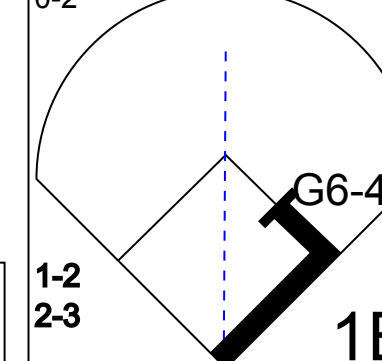
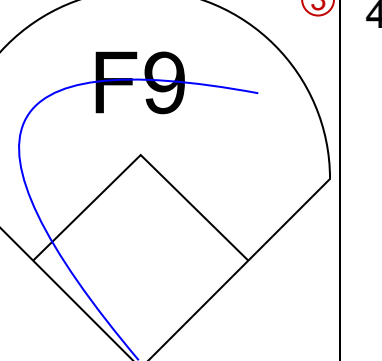
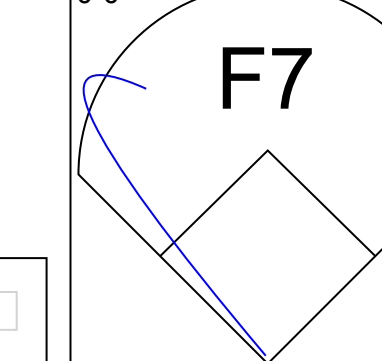
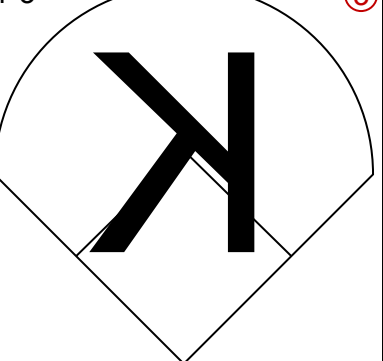
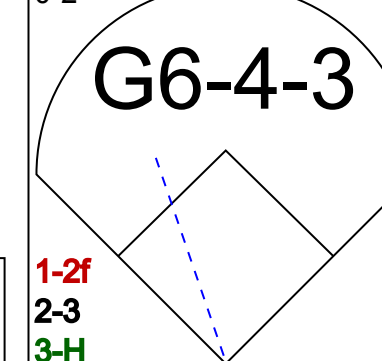


Batter	1	2	3	4	5	6	7	8	9	10	11	12	AB	R	H	RBI	BB	SO	LOB							
Matt Lawton, L OBP: 0.400, SLG: 0.487 (1, 7)	G4-3					G3			G3				4	2	2	0	2	0	1							
Omar Vizquel, S OBP: 0.370, SLG: 0.392 (1, 6)	G3-1					G3				G3		FC5-2	6	0	1	0	0	0	6							
Jody Gerut, L OBP: 0.377, SLG: 0.440 (1, 8)	L4					G3						F8	5	1	0	0	0	0	4							
41 Victor Martinez, S OBP: 0.353, SLG: 0.515 (1, 2)	G3-1					L9						F9	6	1	1	3	0	0	2							
48 Travis Hafner, L OBP: 0.390, SLG: 0.544 (1, 10)						K						K	6	0	1	1	0	4	2							
Ronnie Belliard, R OBP: 0.401, SLG: 0.403 (1, 4)						P6						K	5	1	1	0	0	2	1							
Ben Broussard, L OBP: 0.349, SLG: 0.331 Lou Merloni, R OBP: 0.330, SLG: 0.337 (9, PH) (10, 3)	G4-3												3	0	1	0	0	1	1							
Casey Blake, R OBP: 0.352, SLG: 0.404 (1, 5)													2	0	0	0	0	0	0							
Alex Escobar, R OBP: 0.327, SLG: 0.326 (1, 9)													4	0	2	0	1	0	1							
Inning Stats	R: 1 E: 0 K: 1 S: 10	H: 2 LOB: 1 BB: 0 P: 12	R: 0 E: 0 K: 1 S: 8	H: 0 LOB: 0 BB: 0 P: 14	R: 0 E: 0 K: 1 S: 7	H: 0 LOB: 0 BB: 0 P: 10	R: 0 E: 0 K: 1 S: 9	H: 0 LOB: 0 BB: 0 P: 16	R: 1 E: 0 K: 0 S: 9	H: 2 LOB: 0 BB: 0 P: 16	R: 3 E: 0 K: 1 S: 12	H: 3 LOB: 1 BB: 0 P: 19	R: 0 E: 0 K: 0 S: 11	H: 1 LOB: 0 BB: 0 P: 16	R: 0 E: 0 K: 0 S: 8	H: 1 LOB: 1 BB: 0 P: 11	R: 0 E: 1 K: 1 S: 11	H: 0 LOB: 1 BB: 0 P: 16	R: 0 E: 0 K: 1 S: 21	H: 0 LOB: 3 BB: 3 P: 37	R: 0 E: 0 K: 1 S: 7	H: 0 LOB: 0 BB: 0 P: 9	1B: 7 2B: 2 3B: 0 HR: 0	SF: 0 SAC: 1 DP: 1 HBP: 1	WP: 0 PB: 0 SB: 0 CS: 0	PA: 50
PITCHER	IP WLS BF H R ER SO BB IBB HBP BLK WP HR S P ERA WHIP	IP WLS BF H R ER SO BB IBB HBP BLK WP HR S P ERA WHIP	IP WLS BF H R ER SO BB IBB HBP BLK WP HR S P ERA WHIP	IP WLS BF H R ER SO BB IBB HBP BLK WP HR S P ERA WHIP	IP WLS BF H R ER SO BB IBB HBP BLK WP HR S P ERA WHIP	IP WLS BF H R ER SO BB IBB HBP BLK WP HR S P ERA WHIP	IP WLS BF H R ER SO BB IBB HBP BLK WP HR S P ERA WHIP	IP WLS BF H R ER SO BB IBB HBP BLK WP HR S P ERA WHIP	IP WLS BF H R ER SO BB IBB HBP BLK WP HR S P ERA WHIP	IP WLS BF H R ER SO BB IBB HBP BLK WP HR S P ERA WHIP	IP WLS BF H R ER SO BB IBB HBP BLK WP HR S P ERA WHIP	IP WLS BF H R ER SO BB IBB HBP BLK WP HR S P ERA WHIP	IP WLS BF H R ER SO BB IBB HBP BLK WP HR S P ERA WHIP	IP WLS BF H R ER SO BB IBB HBP BLK WP HR S P ERA WHIP	IP WLS BF H R ER SO BB IBB HBP BLK WP HR S P ERA WHIP	IP WLS BF H R ER SO BB IBB HBP BLK WP HR S P ERA WHIP	IP WLS BF H R ER SO BB IBB HBP BLK WP HR S P ERA WHIP	IP WLS BF H R ER SO BB IBB HBP BLK WP HR S P ERA WHIP	IP WLS BF H R ER SO BB IBB HBP BLK WP HR S P ERA WHIP	IP WLS BF H R ER SO BB IBB HBP BLK WP HR S P ERA WHIP	IP WLS BF H R ER SO BB IBB HBP BLK WP HR S P ERA WHIP	IP WLS BF H R ER SO BB IBB HBP BLK WP HR S P ERA WHIP	IP WLS BF H R ER SO BB IBB HBP BLK WP HR S P ERA WHIP			

Texas Rangers @ Cleveland Indians
Jacobs Field, Cleveland, OH
Tue Jun 01 2004, 7:05 PM EDT
Att. 17,136 - Overcast - 70 F

AB 44
R 5
H 9
RBI 4
BB 4
SO 8
LOB 19

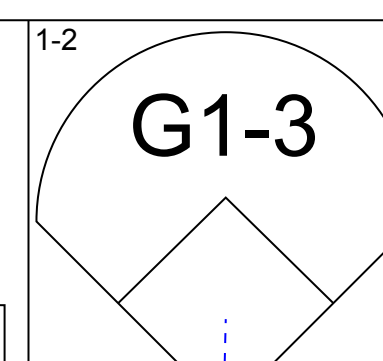
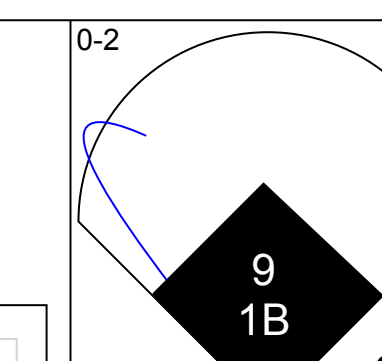
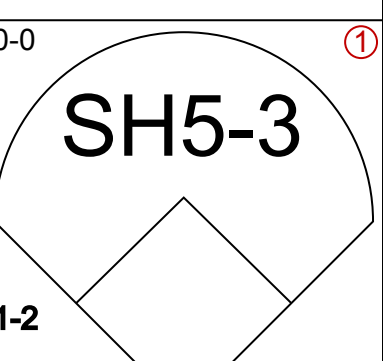
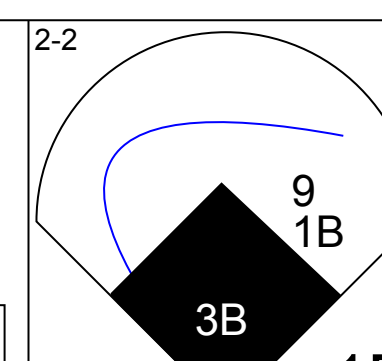
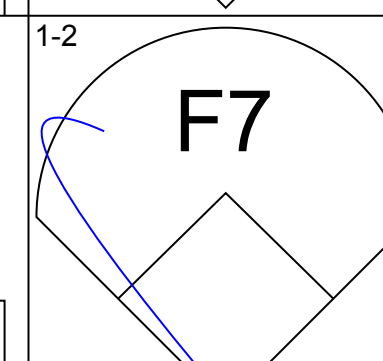
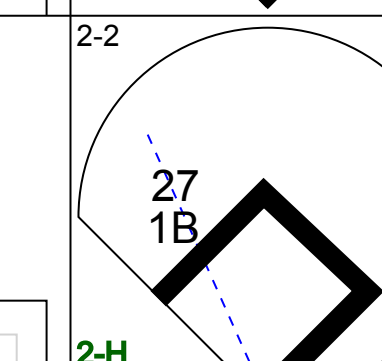
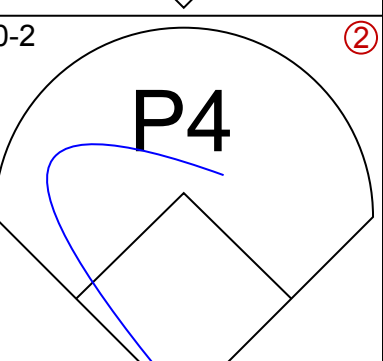
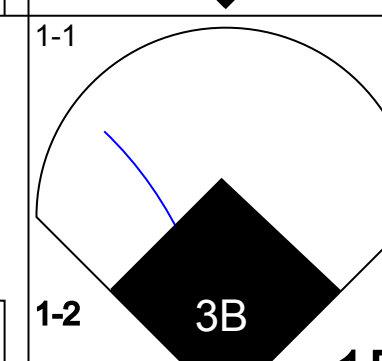
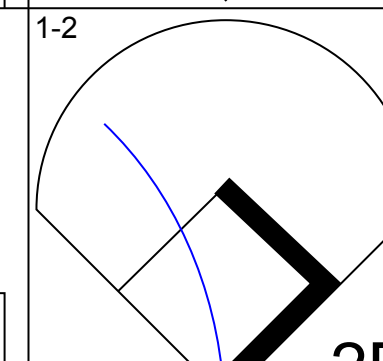
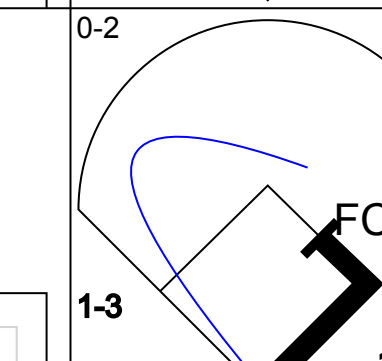
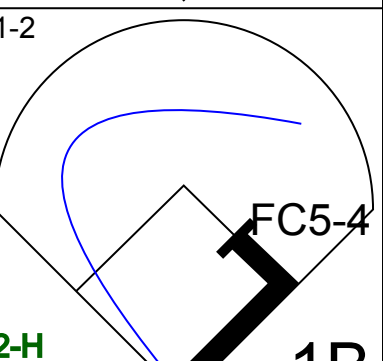
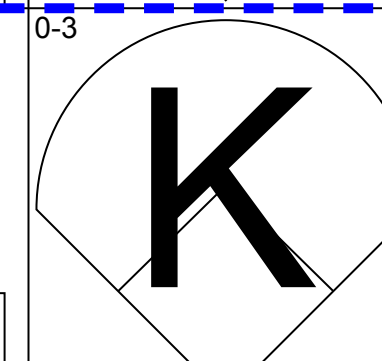
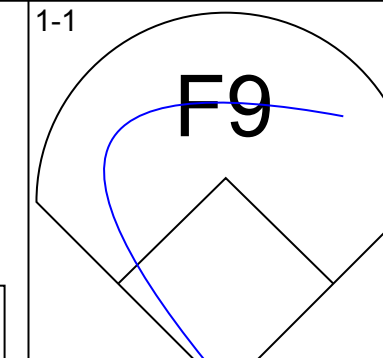
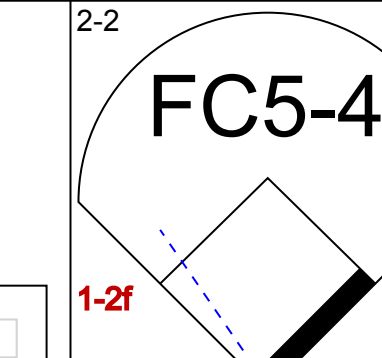
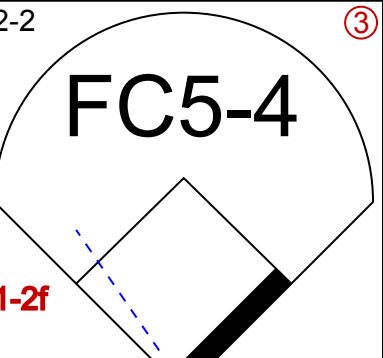
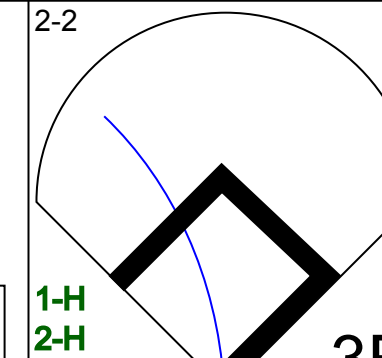
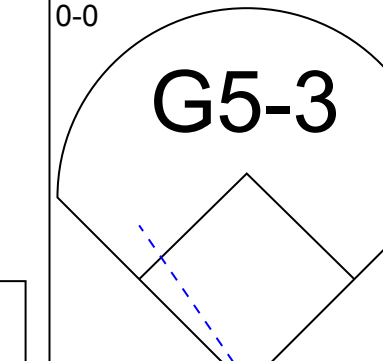
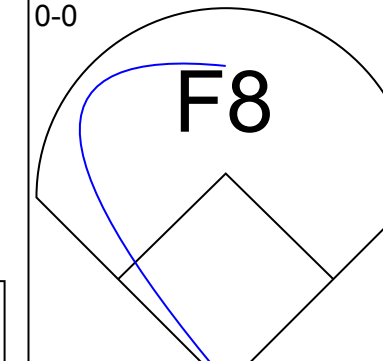
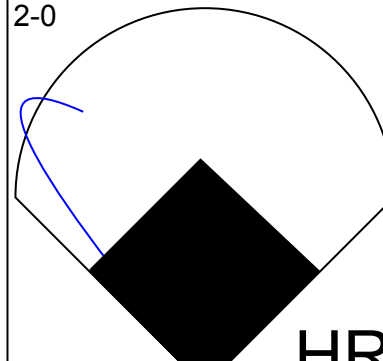

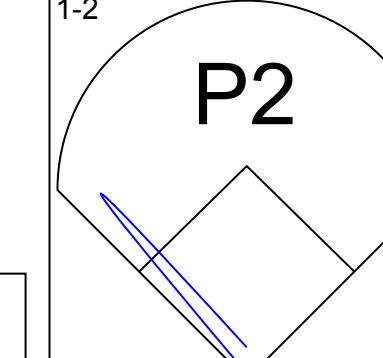
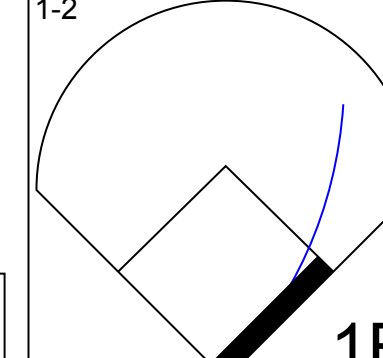
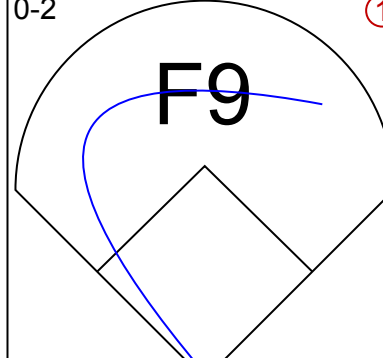
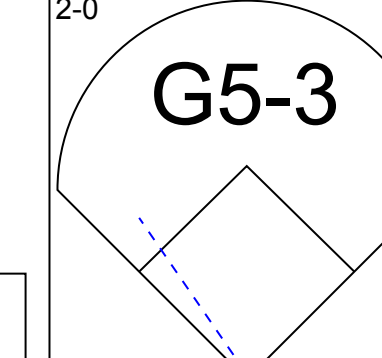
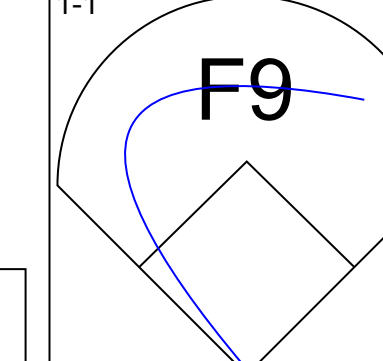
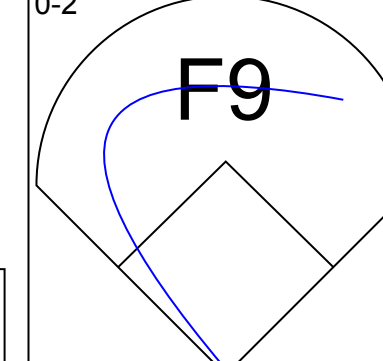
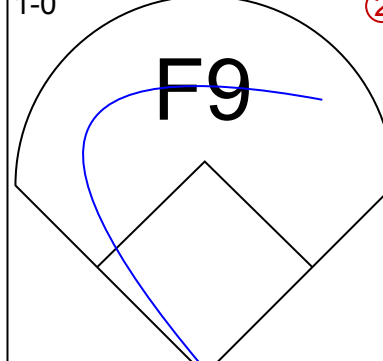
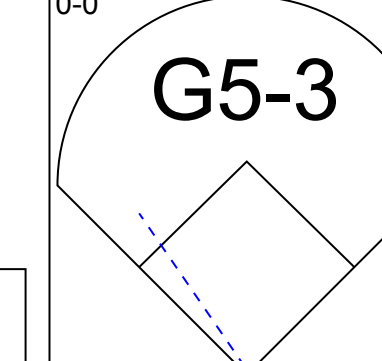
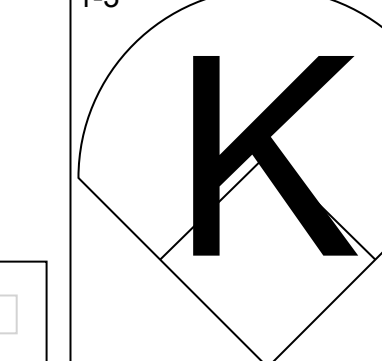
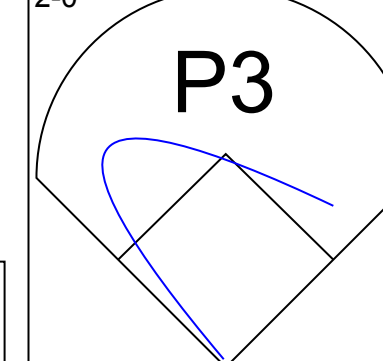
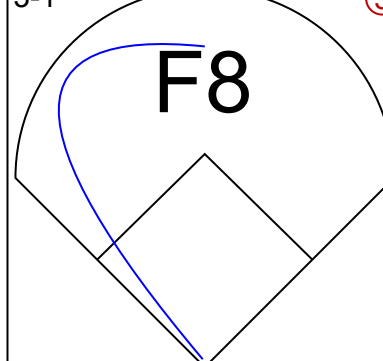
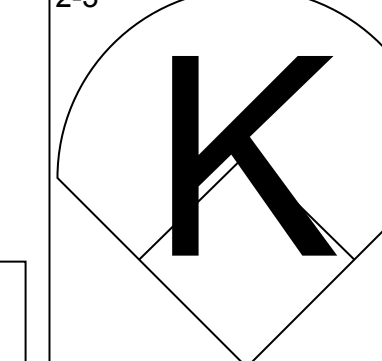
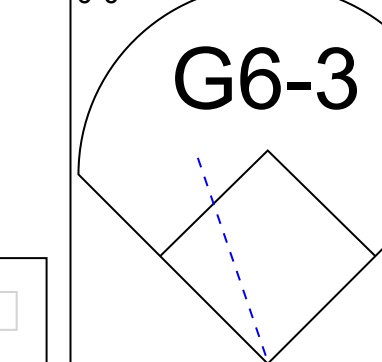
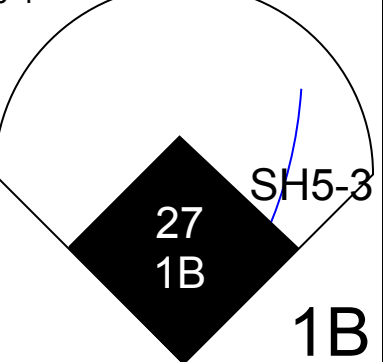
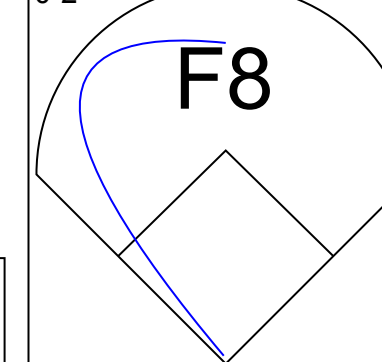


Batter	1	2	3	4	5	6	7	8	9	AB	R	H	RBI	BB	SO	LOB	TOP					
Matt Lawton, L (1, 7) OBP: 0.388, SLG: 0.469										4	0	1	0	0	1	1						
Omar Vizquel, S (1, 6) OBP: 0.388, SLG: 0.390										4	0	2	0	0	1	0						
Jody Gerut, L (1, 8) OBP: 0.372, SLG: 0.448										4	0	0	0	0	0	3						
41 Victor Martinez, S (1, 2) OBP: 0.359, SLG: 0.524										4	0	1	0	0	1	3						
48 Travis Hafner, L (1, 10) OBP: 0.385, SLG: 0.542										4	1	2	0	0	1	2						
Ronnie Belliard, R (1, 4) OBP: 0.398, SLG: 0.400										4	1	1	1	0	1	0						
Ben Broussard, L (1, 3) OBP: 0.351, SLG: 0.328										3	0	1	0	1	1	0						
Casey Blake, R (1, 5) OBP: 0.358, SLG: 0.415										4	0	1	0	0	0	1						
Alex Escobar, R (1, 9) OBP: 0.325, SLG: 0.314										3	0	0	0	0	1	3						
Inning Stats	R: 0 E: 0 K: 2 S: 11	H: 1 LOB: 1 BB: 0 P: 15	R: 0 E: 0 K: 1 S: 7	H: 0 LOB: 0 BB: 0 P: 10	R: 0 E: 0 K: 0 S: 5	H: 0 LOB: 0 BB: 0 P: 7	R: 0 E: 0 K: 1 S: 12	H: 2 LOB: 2 BB: 0 P: 16	R: 0 E: 0 K: 1 S: 10	H: 1 LOB: 1 BB: 0 P: 13	R: 0 E: 0 K: 1 S: 14	H: 2 LOB: 2 BB: 0 P: 18	R: 1 E: 0 K: 0 S: 13	H: 2 LOB: 1 BB: 1 P: 17	R: 0 E: 0 K: 0 S: 5	H: 0 LOB: 0 BB: 0 P: 6	R: 1 E: 0 K: 1 S: 13	H: 1 LOB: 0 BB: 0 P: 21	1B: 8 2B: 0 3B: 1 HR: 0	SF: 0 SAC: 0 DP: 1 HBP: 0	WP: 0 PB: 0 SB: 0 CS: 0	PA: 35
PITCHER	IP WLS BF H R ER SO BB IBB HBP BLK WP HR S P ERA WHIP																					
45 Kelvim Escobar, R (1, 1) ERA: 3.79	8.0 W 31 8 1 1 6 1 0 0 0 0 0 77 102 1.12 1.125																					
Kevin Gregg, R (9, 1) ERA: 1.5	1.0 4 1 1 1 1 0 0 0 0 0 0 13 21 9.00 1.000																					

Cleveland Indians @ Anaheim Angels
Angel Stadium of Anaheim, Anaheim, CA
Thu Jun 03 2004, 7:05 PM PDT
Att: 39,353 - Sunny - 71 F

AB 34
R 2
H 9
RBI 1
BB 1
SO 7
LOB 13



Batter	1	2	3	4	5	6	7	8	9	AB	R	H	RBI	BB	SO	LOB	BOTTOM			
David Eckstein, R (1, 6) OBP: 0.354, SLG: 0.358										2	1	1	0	0	0	0				
Adam Kennedy, L (4, 4) OBP: 0.300, SLG: 0.343										1	1	1	0	0	0	0				
9 Chone Figgins, S (1, 5) OBP: 0.347, SLG: 0.447										4	1	2	1	0	0	1				
27 Vladimir Guerrero, R (1, 9) OBP: 0.409, SLG: 0.645										4	0	3	1	0	1	2				
Jose Guillen, R (1, 7) OBP: 0.381, SLG: 0.533										4	0	1	2	0	0	4				
Raul Mondesi, R (1, 8) OBP: 0.346, SLG: 0.416										4	1	1	1	0	0	1				
39 Robb Quinlan, R (1, 3) OBP: 0.383, SLG: 0.333										4	0	1	0	0	0	0				
Bengie Molina, R (1, 2) OBP: 0.303, SLG: 0.430										4	0	0	0	0	0	1				
Shane Halter, R (1, 10) OBP: 0.253, SLG: 0.400										4	0	0	0	0	2	1				
Alfredo Amezcua, S (1, 4) OBP: 0.242, SLG: 0.194										3	1	1	0	0	0	0				
Inning Stats	R: 0 E: 0 K: 0 S: 13	H: 1 LOB: 1 BB: 0 P: 17	R: 0 E: 0 K: 0 S: 6	H: 0 LOB: 0 BB: 0 P: 8	R: 1 E: 0 K: 1 S: 18	H: 3 LOB: 2 BB: 0 P: 23	R: 0 E: 0 K: 0 S: 8	H: 1 LOB: 1 BB: 0 P: 11	R: 1 E: 0 K: 0 S: 15	H: 2 LOB: 1 BB: 0 P: 18	R: 1 E: 0 K: 0 S: 8	H: 1 LOB: 0 BB: 0 P: 14	R: 2 E: 0 K: 1 S: 18	H: 3 LOB: 1 BB: 0 P: 24	R: 0 E: 0 K: 1 S: 5	H: 0 LOB: 0 BB: 0 P: 9	1B: 7 2B: 2 3B: 1 HR: 1	SF: 0 SAC: 1 DP: 0 HBP: 0	WP: 0 PB: 0 SB: 0 CS: 0	PA: 35
PITCHER	IP WLS BF H R ER SO BB IBB HBP BLK WP HR S P ERA WHIP																			
31 Cliff Lee, L (1, 1) ERA: 3.27	6.1 L 29 10 5 5 1 0 0 0 0 0 0 76 102 7.11 1.579																			
59 Matt Miller, R (7, 1) ERA: 2.45	1.2 6 1 0 0 2 0 0 0 0 0 0 15 22 0.00 0.600																			

Cleveland Indians @ Anaheim Angels
Angel Stadium of Anaheim, Anaheim, CA
Thu Jun 03 2004, 7:05 PM PDT
Att: 39,353 - Sunny - 71 F

AB 34
R 5
H 11
RBI 5
BB 0
SO 3
LOB 10



Batter	1	2	3	4	5	6	7	8	9	AB	R	H	RBI	BB	SO	LOB	TOP								
Matt Lawton, L OBP: 0.393, SLG: 0.478 (1, 7)	1-2 BB 1B	FC6-4 1-2			2-2 41 2B	G4-3		0-1 BB 1B		5	1	3	0	0	0	2									
Omar Vizquel, S OBP: 0.373, SLG: 0.386 (1, 6)	4-0 BB 1-2			4-2 BB	P6		1-1 G3	4-1 BB 1-2 BB		2	0	0	0	3	0	1									
Jody Gerut, L OBP: 0.369, SLG: 0.439 (1, 8)	0-0 F8		0-1 P5		4-2 41 2B 48 1B		1-0 G4-3	1-0 G3		4	1	0	0	1	0	4									
41 Victor Martinez, S OBP: 0.355, SLG: 0.520 (1, 2)	2-2 F8		0-0 F8		0-1 48 1B		1-1 F9		2-1 G4-3	5	1	1	1	0	0	2									
48 Travis Hafner, L OBP: 0.395, SLG: 0.565 (1, 10)		2-2 HR	2-3 K		1-1 CS 1B			1-0 HR 1B	4-1 HR BB	4	3	3	3	1	1	1									
Casey Blake, R OBP: 0.365, SLG: 0.440 (1, 5)		2-2 CS 1B		0-1 1B	4-2 1-2 BB			0-3 K	2-2 1-H HR	4	1	3	2	1	1	1									
Ben Broussard, L OBP: 0.348, SLG: 0.321 (1, 3)		3-3 K		3-1 F7	1-3 K			1-2 HR HBP	1-1 G5-3 1B	3	0	0	0	0	2	3	AB 38								
John McDonald, R OBP: 0.160, SLG: 0.125 (8, PR)		1-2 K								0	1	0	0	0	0	0	R 9								
Lou Merloni, R OBP: 0.333, SLG: 0.333 (8, 3)										1	0	1	0	0	0	0	H 14								
Ronnie Belliard, R OBP: 0.398, SLG: 0.415 (1, 4)		3-1 1B		0-0 F8		2-3 K		2-1 1-H 2-H HR	1-0 G5-3	5	1	2	3	0	1	2	RBI 9								
Alex Escobar, R OBP: 0.321, SLG: 0.310 (1, 9)		2-0 FC6-4 1B		0-0 F8		1-3 K		1-3 K	1-2 G6-3	5	0	1	0	0	2	3	BB 6								
Inning Stats	R: 0 E: 0 K: 0 S: 8	H: 1 LOB: 1 BB: 1 P: 15	R: 1 E: 0 K: 1 S: 15	H: 4 LOB: 2 BB: 0 P: 17	R: 0 E: 0 K: 1 S: 9	H: 0 LOB: 1 BB: 1 P: 15	R: 0 E: 0 K: 0 S: 6	H: 1 LOB: 1 BB: 0 P: 9	R: 3 E: 0 K: 2 S: 16	H: 3 LOB: 1 BB: 2 P: 28	R: 0 E: 0 K: 0 S: 9	H: 0 LOB: 0 BB: 0 P: 13	R: 0 E: 0 K: 0 S: 5	H: 0 LOB: 0 BB: 0 P: 8	R: 3 E: 0 K: 2 S: 15	H: 3 LOB: 2 BB: 1 P: 25	R: 2 E: 0 K: 0 S: 12	H: 2 LOB: 1 BB: 1 P: 23	1B: 9 2B: 3 3B: 0 HR: 3	SF: 0 SAC: 0 DP: 1 HBP: 1	WP: 0 PB: 0 SB: 0 CS: 2	PA: 45			
PITCHER	IP	WLS	BF	H	R	ER	SO	BB	IBB	HBP	BLK	WP	HR	S	P	ERA	WHIP								
Aaron Sele, R ERA: 3.28 (1, 1)	5.0		25	9	4	4	3	4	0	0	0	0	1	54	95	7.20	2.600								
62 Scot Shields, R ERA: 2.79 (6, 1)	2.0	H	6	0	0	0	2	0	0	0	0	0	0	14	21	0.00	0.000								
Francisco Rodriguez, R ERA: 1.5 (8, 1)	1.0	L	8	3	3	3	2	1	0	1	0	0	1	15	25	27.00	4.000								
Ben Weber, R ERA: 8.06 (9, 1)	1.0		6	2	2	2	0	1	0	0	0	0	1	12	23	18.00	3.000								

Cleveland Indians @ Anaheim Angels
Angel Stadium of Anaheim, Anaheim, CA
Fri Jun 04 2004, 7:05 PM PDT
Att: 43,590 - Sunny - 71 F


livebaseballscorecards.com
AB 38
R 9
H 14
RBI 9
BB 6
SO 7
LOB 19



Batter	1	2	3	4	5	6	7	8	9	AB	R	H	RBI	BB	SO	LOB	BOTTOM								
9 Chone Figgins, S OBP: 0.354, SLG: 0.470 (1, 5)	0-1 FC6-5 2B	1-1 1B 3B		0-0 S 1B		2-0 FC6-5 BLK		2-1 F9		5	2	3	2	0	0	2									
Jeff DaVanon, S OBP: 0.429, SLG: 0.500 (1, 10)	4-1 FC6-5 2B	1-2 27 L4-3 1B		1-2 F8		1-2 G6-3		0-0 27 F8 2B		4	0	2	1	1	0	3									
27 Vladimir Guerrero, R OBP: 0.399, SLG: 0.630 (1, 9)	0-3 K	0-0 L4-3		0-0 F9		0-2 G5-3		0-2 F8		5	0	0	0	0	1	4									
Jose Guillen, R OBP: 0.386, SLG: 0.548 (1, 7)	1-0 FC6-5 2B		2-3 K		2-2 G5-3 S 1B		3-0 HR	4-0 DI BB		4	2	2	2	1	1	1									
Raul Mondesi, R OBP: 0.341, SLG: 0.415 (1, 8)	1-1 E9 2B		1-2 G5-3		1-1 G5-3		3-2 K	0-3 K		5	0	1	0	0	2	3									
Casey Kotchman, L OBP: 0.280, SLG: 0.280 (1, 3)	4-2 S BB		0-0 G3-1		2-2 G5-3		1-1 G3-1			3	0	0	0	1	0	1									
José Molina, R OBP: 0.322, SLG: 0.430 (1, 2)	1-3 K			1-2 G1-3 SH1-3 1B		1-1 G4-3		1-3 K		4	1	1	0	0	2	2	AB 34								
Alfredo Amezaga, S OBP: 0.278, SLG: 0.188 (1, 6)		4-2 FC6-4 BB		1-1 SH1-3		4-1 FC6-5 S BB		0-3 K2-3		1	0	0	0	2	1	0	R 6								
Adam Kennedy, L OBP: 0.299, SLG: 0.337 (1, 4)		0-0 FC6-4 3B		2-1 G1-3		4-1 BLK FC6-5 BB		1-0 F9		3	1	0	0	1	0	2	H 9								
Inning Stats	R: 2 E: 1 K: 2 S: 16	H: 2 LOB: 2 BB: 2 P: 27	R: 2 E: 0 K: 0 S: 11	H: 2 LOB: 0 BB: 1 P: 17	R: 0 E: 0 K: 1 S: 7	H: 0 LOB: 0 BB: 0 P: 10	R: 1 E: 0 K: 0 S: 15	H: 2 LOB: 1 BB: 0 P: 18	R: 0 E: 0 K: 0 S: 8	H: 0 LOB: 2 BB: 2 P: 20	R: 1 E: 0 K: 1 S: 12	H: 1 LOB: 0 BB: 0 P: 19	R: 0 E: 0 K: 2 S: 7	H: 0 LOB: 0 BB: 0 P: 9	R: 0 E: 0 K: 1 S: 9	H: 1 LOB: 2 BB: 1 P: 15	1B: 4 2B: 4 3B: 1 HR: 1	SF: 0 SAC: 1 DP: 1 HBP: 0	WP: 0 PB: 0 SB: 6 CS: 0	PA: 41					
PITCHER	IP	WLS	BF	H	R	ER	SO	BB	IBB	HBP	BLK	WP	HR	S	P	ERA	WHIP								
Jason Davis, R ERA: 5.32 (1, 1)	5.1		27	7	5	4	3	5	0	0	0	0	0	66	103	6.75	2.250								
Cliff Bartosh, L ERA: 7.94 (6, 1)	0.2		2	0	0	0	0	0	0	0	1	0	0	4	7	0.00	0.000								
David Riske, R ERA: 7.15 (7, 1)	1.0	W	4	1	1	1	1	0	0	0	0	0	1	12	19	9.00	1.000								
63 Rafael Betancourt, R ERA: 3.81 (8, 1)	1.0	H	3	0	0	0	2	0	0	0	0	0	0	7	9	0.00	0.000								
Jose Jimenez, R ERA: 7.06 (9, 1)	1.0	S	5	1	0	0	1	1	0	0	0	0	0	9	15	0.00	2.000								

Cleveland Indians @ Anaheim Angels
Angel Stadium of Anaheim, Anaheim, CA
Fri Jun 04 2004, 7:05 PM PDT
Att: 43,590 - Sunny - 71 F


livebaseballscorecards.com
AB 34
R 6
H 9
RBI 5
BB 6
SO 7
LOB 18




Batter	1	2	3	4	5	6	7	8	9	AB	R	H	RBI	BB	SO	LOB	TOP			
Matt Lawton, L (1, 10) OBP: 0.389, SLG: 0.471	1-1 G4-3		1-0 G5-3 1B			3-3 K		3-2 G6-3	3-2 K	5	0	1	0	0	2	1	Cleveland Indians @ Anaheim Angels Angel Stadium of Anaheim, Anaheim, CA Sat Jun 05 2004, 7:05 PM PDT Att: 43,514 - Sunny - 72 F			
Ronnie Belliard, R (1, 4) OBP: 0.395, SLG: 0.412	2-0 P4		0-2 G5-3 1-2			0-0 G4-1 2B 1B		0-2 F9		4	1	1	0	0	0	1				
Jody Gerut, L (1, 8) OBP: 0.367, SLG: 0.435	0-1 41 1B		3-2 G3-1			2-0 G4-3 1-2		0-0 G6-3		4	0	1	0	0	0	2				
41 Victor Martinez, S (1, 2) OBP: 0.363, SLG: 0.531	0-1 SAFE 1B			3-2 CS 1B		2-1 G4-1 2-3		2-0 G6-3		4	0	3	0	0	0	1				
48 Travis Hafner, L (1, 3) OBP: 0.397, SLG: 0.558 Ben Broussard, L (8, PR) OBP: 0.348, SLG: 0.321 (8, 3)	3-3 K2-3			0-0 F8		4-0 S 2B IBB		4-0 IBB		2	1	0	0	0	2	1				
Casey Blake, R (1, 5) OBP: 0.367, SLG: 0.442		1-1 G6-3		3-3 K		3-2 G4-1 1-H 3-H 2B		0-1 F9		4	0	1	2	0	1	3				
Alex Escobar, R (1, 9) OBP: 0.320, SLG: 0.315		0-0 G6-3			0-1 G5-3		1-2 F7		1-1 SH3-4 2B	4	0	1	0	0	0	1				
Coco Crisp, S (1, 7) OBP: 0.277, SLG: 0.344		1-1 F7			0-0 HR		3-3 K		0-0 SH3-4	3	1	1	1	0	1	0				
John McDonald, R (1, 6) OBP: 0.143, SLG: 0.111 Omar Vizquel, S (9, PH) OBP: 0.372, SLG: 0.384 (9, 6)			1-0 F9		2-2 F9		0-0 F7		0-3 K	3	0	0	0	0	0	0				
Inning Stats	R: 0 E: 0 K: 1 S: 10	H: 2 LOB: 2 BB: 0 P: 16	R: 0 E: 0 K: 0 S: 5	H: 0 LOB: 0 BB: 0 P: 7	R: 0 E: 0 K: 0 S: 8	H: 1 LOB: 1 BB: 0 P: 13	R: 0 E: 0 K: 1 S: 8	H: 1 LOB: 1 BB: 0 P: 14	R: 1 E: 0 K: 1 S: 9	H: 1 LOB: 0 BB: 0 P: 14	R: 2 E: 0 K: 0 S: 10	H: 2 LOB: 1 BB: 1 P: 22	R: 0 E: 0 K: 1 S: 7	H: 0 LOB: 0 BB: 0 P: 13	R: 0 E: 0 K: 2 S: 9	H: 1 LOB: 1 BB: 0 P: 13		1B: 5 2B: 4 3B: 0 HR: 1	SF: 0 SAC: 1 DP: 1 HBP: 0	WP: 0 PB: 0 SB: 1 CS: 1
PITCHER	IP	WLS	BF	H	R	ER	SO	BB	IBB	HBP	BLK	WP	HR	S	P	ERA	WHIP			
41 John Lackey, R (1, 1) ERA: 5.64	8.0	L	33	8	3	3	4	0	2	0	0	0	1	64	112	3.38	1.000			
Kevin Gregg, R (9, 1) ERA: 1.46	1.0		4	1	0	0	2	0	0	0	0	0	0	9	13	0.00	1.000			

Batter	1	2	3	4	5	6	7	8	9	AB	R	H	RBI	BB	SO	LOB	BOTTOM			
9 Chone Figgins, S (1, 5) OBP: 0.352, SLG: 0.482	1-3 K		2-1 1-H HR		1-2 F8			2-1 P4		4	1	1	2	0	1	0	Cleveland Indians @ Anaheim Angels Angel Stadium of Anaheim, Anaheim, CA Sat Jun 05 2004, 7:05 PM PDT Att: 43,514 - Sunny - 72 F			
Jeff DaVanon, S (1, 9) OBP: 0.438, SLG: 0.509	1-1 P6		0-0 27 S 1B			2-1 1B 1B		1-2 27 FC6 1B		4	0	3	0	0	0	0				
27 Vladimir Guerrero, R (1, 10) OBP: 0.397, SLG: 0.621	4-0 S BB		1-0 P5 1-2			1-3 K		2-0 FC6		3	0	0	0	1	1	3				
Jose Guillen, R (1, 7) OBP: 0.383, SLG: 0.542	1-3 K		2-3 K			1-1 SAFE SAFE 1B		1-3 K		4	0	1	0	0	3	4				
Raul Mondesi, R (1, 8) OBP: 0.338, SLG: 0.410		0-0 CS 1B		0-2 L5		3-2 G6-3		1-1 G5-3		4	0	1	0	0	0	1				
Casey Kotchman, L (1, 3) OBP: 0.267, SLG: 0.266		1-2 SAFE SAFE F8		0-1 G5-3			1-0 G3		1-2 G5-3	4	0	0	0	0	0	1				
Adam Kennedy, L (1, 4) OBP: 0.298, SLG: 0.335		1-1 SAFE SAFE B1-3		1-2 G3-1			1-1 CS 1B		2-1 F8	4	0	1	0	0	0	1				
Josh Paul, R (1, 2)			4-0 9 HR BB		0-0 F7		1-1 SAFE SAFE SAFE L4			2	1	0	0	1	0	1				
Alfredo Amezaga, S (1, 6) OBP: 0.256, SLG: 0.171			0-3 K		1-0 B1-4		1-0 CS		3-2 G4-3	3	0	0	0	0	1	1				
Inning Stats	R: 0 E: 0 K: 2 S: 8	H: 0 LOB: 1 BB: 1 P: 15	R: 0 E: 0 K: 0 S: 6	H: 1 LOB: 0 BB: 0 P: 8	R: 2 E: 0 K: 2 S: 10	H: 2 LOB: 1 BB: 1 P: 19	R: 0 E: 0 K: 0 S: 10	H: 0 LOB: 0 BB: 0 P: 11	R: 0 E: 0 K: 1 S: 5	H: 2 LOB: 1 BB: 0 P: 17	R: 0 E: 0 K: 0 S: 6	H: 1 LOB: 0 BB: 0 P: 9	R: 0 E: 0 K: 1 S: 12	H: 1 LOB: 2 BB: 0 P: 21	R: 0 E: 0 K: 0 S: 7	H: 0 LOB: 0 BB: 0 P: 11		1B: 6 2B: 0 3B: 0 HR: 1	SF: 0 SAC: 0 DP: 0 HBP: 0	WP: 0 PB: 0 SB: 2 CS: 2
PITCHER	IP	WLS	BF	H	R	ER	SO	BB	IBB	HBP	BLK	WP	HR	S	P	ERA	WHIP			
Joe Dawley, R (1, 1) ERA: 5.4	4.1		17	3	2	2	4	2	0	0	0	0	0	20	32	0.00	1.125			
Rick White, R (5, 1) ERA: 3.18	2.2	W	9	3	0	0	1	0	0	0	0	0	0	8	14	0.00	1.500			
63 Rafael Betancourt, R (8, 1) ERA: 3.72	0.2	H	3	1	0	0	0	0	0	0	0	0	0	4	7	0.00	0.000			
59 Matt Miller, R (8, 1) ERA: 2.35	0.1	H	2	0	0	0	1	0	0	0	0	0	0	4	7	0.00	0.000			
Jose Jimenez, R (9, 1) ERA: 6.75	1.0	S	3	0	0	0	0	0	0	0	0	0	0	7	11	0.00	0.000			



Batter	1	2	3	4	5	6	7	8	9	AB R H RBI BB SO LOB	TOP									
Matt Lawton, L OBP: 0.389, SLG: 0.467 (1, 7)	1-3 K	1-2 1B		4-2 HR BB		0-2 F9			1-1 F7	4 1 1 0 1 1 0	Cleveland Indians @ Anaheim Angels Angel Stadium of Anaheim, Anaheim, CA Sun Jun 06 2004, 1:05 PM PDT Att: 43,337 - Sunny - 76 F AB 36 R 7 H 9 RBI 7 BB 3 SO 5 LOB 7 									
Omar Vizquel, S OBP: 0.372, SLG: 0.399 (1, 6)	0-2 41 2B 1B	1-0 F9		3-2 1-H HR		1-3 K			2-2 G3-1	5 2 2 2 0 1 2										
Jody Gerut, L OBP: 0.363, SLG: 0.430 (1, 9)	0-1 41 2B 1B		0-2 G4-3	1-0 F8		0-0 F8			1-1 L7	5 1 1 0 0 0 0										
41 Victor Martinez, S OBP: 0.361, SLG: 0.530 (1, 10)	1-1 1-H 2H 2B		0-0 P3		2-2 F9				3-2 F9	4 0 1 2 0 0 0										
Casey Blake, R OBP: 0.369, SLG: 0.443 (1, 5)	2-2 G5-3		0-1 2B 1B		0-0 BB 2B 1B				2-2 P3	4 2 2 0 0 0 1										
Ben Broussard, L OBP: 0.352, SLG: 0.328 (1, 3)	3-2 P2		0-0 1-H 2B		4-2 1 SAFE 1-H 2B BB				2-2 G3	3 1 1 1 1 0 1										
Ronnie Belliard, R OBP: 0.393, SLG: 0.413 (1, 4)		3-2 P6	0-0 G1-3		1-0 1-H 2H 2B			1-3 K		4 0 1 2 0 1 1										
Coco Crisp, S OBP: 0.267, SLG: 0.330 (1, 8)		0-1 F7		0-0 G4-3		0-0 F7		3-3 K		4 0 0 0 0 1 1										
Tim Laker, R OBP: 0.261, SLG: 0.317 (1, 2)		4-2 1B BB		1-0 F8		1-0 P2		3-3 K		3 0 0 0 1 1 1										
Inning Stats	R: 2 E: 0 K: 1 S: 16	H: 3 LOB: 1 BB: 0 P: 23	R: 0 E: 0 K: 0 S: 13	H: 1 LOB: 2 BB: 1 P: 22	R: 1 E: 0 K: 0 S: 8	H: 2 LOB: 1 BB: 0 P: 8	R: 2 E: 0 K: 0 S: 8	H: 1 LOB: 0 BB: 1 P: 17	R: 2 E: 0 K: 1 S: 14	H: 2 LOB: 1 BB: 1 P: 22	R: 0 E: 0 K: 0 S: 10	H: 0 LOB: 0 BB: 0 P: 17	R: 0 E: 0 K: 3 S: 10	H: 0 LOB: 0 BB: 0 P: 17	R: 0 E: 0 K: 0 S: 8	H: 0 LOB: 0 BB: 0 P: 12	1B: 5 2B: 3 3B: 0 HR: 1	SF: 0 SAC: 0 DP: 0 HBP: 0	WP: 0 PB: 0 SB: 0 CS: 0	PA: 39
PITCHER	IP WLS BF H R ER SO BB IBB HBP BLK WP HR S P ERA WHIP	IP WLS BF H R ER SO BB IBB HBP BLK WP HR S P ERA WHIP											IP WLS BF H R ER SO BB IBB HBP BLK WP HR S P ERA WHIP							
40 Bartolo Colon, R ERA: 6.0 (1, 1)	4.1 L	25 9 7 7 1	3 0 0 0 0	0 0 0 0 0	0 0 0 0 0	0 0 0 0 0	0 0 0 0 0	0 0 0 0 0	0 0 0 0 0	0 0 0 0 0	0 0 0 0 0	0 0 0 0 0	0 0 0 0 0	0 0 0 0 0	0 0 0 0 0	0 0 0 0 0	0 0 0 0 0	14.54 2.769		
Ramon Ortiz, R ERA: 5.63 (5, 1)	3.2	11 0 0 0 4	0 0 0 0 0	0 0 0 0 0	0 0 0 0 0	0 0 0 0 0	0 0 0 0 0	0 0 0 0 0	0 0 0 0 0	0 0 0 0 0	0 0 0 0 0	0 0 0 0 0	0 0 0 0 0	0 0 0 0 0	0 0 0 0 0	0 0 0 0 0	0 0 0 0 0	0.00 0.000		
Matt Hensley, R ERA: (9, 1)	1.0	3 0 0 0 0	0 0 0 0 0	0 0 0 0 0	0 0 0 0 0	0 0 0 0 0	0 0 0 0 0	0 0 0 0 0	0 0 0 0 0	0 0 0 0 0	0 0 0 0 0	0 0 0 0 0	0 0 0 0 0	0 0 0 0 0	0 0 0 0 0	0 0 0 0 0	0 0 0 0 0	0.00 0.000		

Batter	1	2	3	4	5	6	7	8	9	AB R H RBI BB SO LOB	BOTTOM									
9 Chone Figgins, S OBP: 0.355, SLG: 0.480 (1, 7)	1-1 F9		4-2 BB			0-1 1B 1B		2-3 K		3 0 1 0 1 1 0	Cleveland Indians @ Anaheim Angels Angel Stadium of Anaheim, Anaheim, CA Sun Jun 06 2004, 1:05 PM PDT Att: 43,337 - Sunny - 76 F AB 30 R 0 H 5 RBI 0 BB 2 SO 8 LOB 9 									
Alfredo Amezaga, S OBP: 0.279, SLG: 0.205 (1, 6)	2-2 P5		1-2 F8			0-1 1B			0-2 27 FC6-4 1B	4 0 2 0 0 0 1										
27 Vladimir Guerrero, R OBP: 0.390, SLG: 0.610 (1, 9)	2-1 L8		1-0 G6-3			0-3 K			0-1 FC6-4 FC6-4 1-2F	4 0 0 0 0 1 2										
Jose Guillen, R OBP: 0.381, SLG: 0.536 (1, 10)		1-3 K2-3		2-1 G5-3		1-2 L6-4 39 1B			0-0 F8	4 0 1 0 0 1 1										
Raul Mondesi, R OBP: 0.329, SLG: 0.397 (1, 8)		3-2 F9		3-3 K		1-0 F8			0-2 FC6-4 1-2F	4 0 0 0 0 1 2										
39 Robb Quinlan, R OBP: 0.378, SLG: 0.344 (1, 3)		4-2 BB			3-1 F9		3-2 1B			2 0 1 0 1 0 0										
José Molina, R OBP: 0.312, SLG: 0.416 (1, 2)		1-0 L7			3-2 G1-3		2-2 L6-4			3 0 0 0 0 0 3										
Shane Halter, R OBP: 0.245, SLG: 0.388 (1, 5)			3-3 K		1-3 K		1-3 K			3 0 0 0 0 3 0										
Adam Kennedy, L OBP: 0.293, SLG: 0.330 (1, 4)			3-3 K			1-0 G3		1-0 F7		3 0 0 0 0 1 0										
Inning Stats	R: 0 E: 0 K: 0 S: 7	H: 0 LOB: 0 BB: 0 P: 12	R: 0 E: 0 K: 1 S: 11	H: 0 LOB: 1 BB: 1 P: 20	R: 0 E: 0 K: 2 S: 18	H: 0 LOB: 1 BB: 1 P: 29	R: 0 E: 0 K: 1 S: 6	H: 0 LOB: 0 BB: 0 P: 12	R: 0 E: 0 K: 1 S: 8	H: 2 LOB: 1 BB: 0 P: 9	R: 0 E: 0 K: 0 S: 10	H: 2 LOB: 1 BB: 0 P: 15	R: 0 E: 0 K: 2 S: 7	H: 0 LOB: 0 BB: 0 P: 11	R: 0 E: 0 K: 0 S: 10	H: 1 LOB: 1 BB: 0 P: 10	1B: 5 2B: 1 3B: 0 HR: 0	SF: 0 SAC: 0 DP: 1 HBP: 0	WP: 0 PB: 0 SB: 0 CS: 0	PA: 32
PITCHER	IP WLS BF H R ER SO BB IBB HBP BLK WP HR S P ERA WHIP	IP WLS BF H R ER SO BB IBB HBP BLK WP HR S P ERA WHIP											IP WLS BF H R ER SO BB IBB HBP BLK WP HR S P ERA WHIP							
CC Sabathia, L ERA: 2.99 (1, 1)	7.0	25 4 0 0 6	0 0 0 0 2	0 0 0 0 0	0 0 0 0 0	0 0 0 0 0	0 0 0 0 0	0 0 0 0 0	0 0 0 0 0	0 0 0 0 0	0 0 0 0 0	0 0 0 0 0	0 0 0 0 0	0 0 0 0 0	0 0 0 0 0	0 0 0 0 0	0 0 0 0 0	0.00 0.857		
David Riske, R ERA: 6.85 (8, 1)	1.0	3 0 0 0 2	0 0 0 0 2	0 0 0 0 0	0 0 0 0 0	0 0 0 0 0	0 0 0 0 0	0 0 0 0 0	0 0 0 0 0	0 0 0 0 0	0 0 0 0 0	0 0 0 0 0	0 0 0 0 0	0 0 0 0 0	0 0 0 0 0	0 0 0 0 0	0 0 0 0 0	0.00 0.000		
59 Matt Miller, R ERA: 2.08 (9, 1)	1.0	4 1 0 0 0	0 0 0 0 0	0 0 0 0 0	0 0 0 0 0	0 0 0 0 0	0 0 0 0 0	0 0 0 0 0	0 0 0 0 0	0 0 0 0 0	0 0 0 0 0	0 0 0 0 0	0 0 0 0 0	0 0 0 0 0	0 0 0 0 0	0 0 0 0 0	0 0 0 0 0	0.00 1.000		

Batter	1	2	3	4	5	6	7	8	9	AB	R	H	RBI	BB	SO	LOB	TOP			
Juan Pierre, L OBP: 0.360, SLG: 0.378	G6-3		G1-3			G5-3		G4-3		4	0	0	0	0	0	0	Florida Marlins @ Cleveland Indians Jacobs Field, Cleveland, OH Wed Jun 09 2004, 7:05 PM EDT Att: 17,072 - Overcast - 75 F			
Luis Castillo, S OBP: 0.344, SLG: 0.345 Mike Mordecai, R OBP: 0.229, SLG: 0.235	G4-3					P4		G6-3		3	0	1	0	0	0	0				
Mike Lowell, R OBP: 0.407, SLG: 0.609	G6-3					F9		F9		4	0	0	0	0	1	1				
Miguel Cabrera, R OBP: 0.363, SLG: 0.559 Abraham Nunez, S OBP: 0.320, SLG: 0.364		G3-1				FC1-5-6 WP		HR		3	1	1	1	0	0	1				
Hee-Seop Choi, L OBP: 0.383, SLG: 0.550										3	0	2	0	0	1	1				
Damon Easley, R OBP: 0.380, SLG: 0.565										3	0	0	0	0	1	2				
Jeff Conine, R OBP: 0.335, SLG: 0.416 Lenny Harris, L OBP: 0.242, SLG: 0.273										2	0	1	0	0	0	1				
Alex Gonzalez, R OBP: 0.261, SLG: 0.395										3	0	1	0	0	0	1				
Mike Redmond, R OBP: 0.325, SLG: 0.362 20 Matt Treanor, R OBP: 0.333, SLG: 0.250										2	0	0	0	0	1	1				
										1	0	0	0	0	0	1				
Inning Stats	R: 0 E: 0 K: 0 S: 6	H: 0 LOB: 0 BB: 0 P: 9	R: 0 E: 0 K: 1 S: 9	H: 1 LOB: 1 BB: 0 P: 14	R: 0 E: 0 K: 1 S: 7	H: 0 LOB: 0 BB: 0 P: 12	R: 0 E: 0 K: 2 S: 12	H: 1 LOB: 1 BB: 0 P: 18	R: 0 E: 0 K: 0 S: 6	H: 0 LOB: 0 BB: 0 P: 12	R: 1 E: 0 K: 0 S: 11	H: 2 LOB: 0 BB: 0 P: 15	R: 0 E: 0 K: 0 S: 5	H: 1 LOB: 0 BB: 0 P: 10	R: 0 E: 0 K: 1 S: 11	H: 0 LOB: 0 BB: 0 P: 15	1B: 3 2B: 2 3B: 0 HR: 1	SF: 0 SAC: 0 DP: 2 HBP: 0	WP: 1 PB: 0 SB: 0 CS: 0	PA: 31
PITCHER	IP WLS BF H R ER SO BB IBB HBP BLK WP HR S P ERA WHIP	IP WLS BF H R ER SO BB IBB HBP BLK WP HR S P ERA WHIP																		
37 Jake Westbrook, R ERA: 3.06 Lou Pote, R ERA: 9.0	8.0 W 28 6 1 1 4 0 0 0 0 1 0 0 0 0 0 1.12 0.750	1.0 3 0 0 0 1 0 0 0 0 0 0 0 0 11 15 0.00 0.000																		

AB	31
R	1
H	6
RBI	1
BB	0
SO	5
LOB	9



Batter	1	2	3	4	5	6	7	8	9	AB	R	H	RBI	BB	SO	LOB	BOTTOM			
Matt Lawton, L OBP: 0.390, SLG: 0.466	G4-3					G4-3		FC6-4		5	1	2	0	0	0	1	Florida Marlins @ Cleveland Indians Jacobs Field, Cleveland, OH Wed Jun 09 2004, 7:05 PM EDT Att: 17,072 - Overcast - 75 F			
Omar Vizquel, S OBP: 0.374, SLG: 0.397 John McDonald, R OBP: 0.138, SLG: 0.107	G4-3							G5-3		3	0	0	0	0	2	1				
Jody Gerut, L OBP: 0.369, SLG: 0.436										4	2	3	1	0	1	0				
41 Victor Martinez, S OBP: 0.369, SLG: 0.534	F7									3	2	1	0	1	1	1				
48 Travis Hafner, L OBP: 0.399, SLG: 0.553										3	2	2	2	1	0	0				
Casey Blake, R OBP: 0.373, SLG: 0.457										4	1	2	2	0	1	4				
Ben Broussard, L OBP: 0.351, SLG: 0.343										4	0	2	2	0	2	1				
Ronnie Belliard, R OBP: 0.391, SLG: 0.409										2	0	1	1	1	0	0				
Coco Crisp, S OBP: 0.265, SLG: 0.327										4	0	0	0	0	1	5				
										1B: 8 2B: 4 3B: 0 HR: 1	SF: 1 SAC: 1 DP: 1 HBP: 0	WP: 0 PB: 0 SB: 0 CS: 1	PA: 38							
Inning Stats	R: 0 E: 0 K: 0 S: 7	H: 1 LOB: 1 BB: 0 P: 10	R: 0 E: 0 K: 0 S: 6	H: 2 LOB: 2 BB: 1 P: 13	R: 5 E: 0 K: 1 S: 16	H: 5 LOB: 0 BB: 0 P: 28	R: 0 E: 0 K: 1 S: 7	H: 1 LOB: 0 BB: 0 P: 7	R: 3 E: 0 K: 2 S: 24	H: 3 LOB: 1 BB: 1 P: 38	R: 0 E: 0 K: 2 S: 8	H: 0 LOB: 0 BB: 0 P: 12	R: 0 E: 0 K: 2 S: 12	H: 0 LOB: 1 BB: 1 P: 18	R: 0 E: 1 K: 0 S: 9	H: 1 LOB: 1 BB: 0 P: 9	1B: 8 2B: 4 3B: 0 HR: 1	SF: 1 SAC: 1 DP: 1 HBP: 0	WP: 0 PB: 0 SB: 0 CS: 1	PA: 38
PITCHER	IP WLS BF H R ER SO BB IBB HBP BLK WP HR S P ERA WHIP	IP WLS BF H R ER SO BB IBB HBP BLK WP HR S P ERA WHIP																		
A.J. Burnett, R ERA: 10.8 Ben Howard, R ERA: 10.38 Darren Oliver, L ERA: 6.94	4.1 L 25 12 8 8 3 0 0 0 0 0 0 0 0 16 22 0.00 0.000	1.2 5 0 0 0 3 0 0 0 0 0 0 0 0 21 27 0.00 1.000																		

AB	33
R	8
H	13
RBI	8
BB	3
SO	8
LOB	14

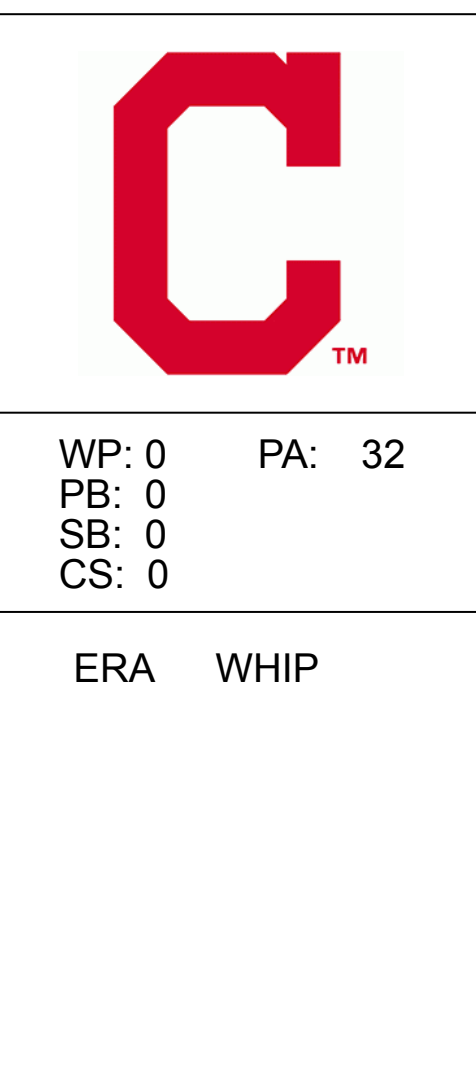


Batter	1	2	3	4	5	6	7	8	9	AB	R	H	RBI	BB	SO	LOB	TOP				
Juan Pierre, L OBP: 0.360, SLG: 0.380 (1, 8)	B2-3	F7				L8				4	0	1	1	1	0	2	Florida Marlins @ Cleveland Indians Jacobs Field, Cleveland, OH Thu Jun 10 2004, 7:05 PM EDT Att: 19,113 - Overcast - 66 F				
Luis Castillo, S OBP: 0.357, SLG: 0.354 (1, 4)	F		S			FC6-4				3	0	3	0	2	0						
Mike Lowell, R OBP: 0.399, SLG: 0.596 (1, 5)	E5		F7			F8				5	0	0	0	0	8						
Miguel Cabrera, R OBP: 0.355, SLG: 0.546 Abraham Nunez, S OBP: 0.320, SLG: 0.364 (9, 9)	K		F8			FC6-4				5	0	0	0	0	2	6					
Hee-Seop Choi, L OBP: 0.379, SLG: 0.537 (1, 3)	K		K							4	0	0	0	1	2	4					
Jeff Conine, R OBP: 0.332, SLG: 0.410 (1, 7)		G4-3			P4					5	1	1	0	0	1	1					
Lenny Harris, L OBP: 0.283, SLG: 0.289 (1, 10)		L9			G6-4-3					5	1	2	0	0	1	2					
Alex Gonzalez, R OBP: 0.266, SLG: 0.412 (1, 6)					G6-4-3					4	2	2	2	0	1	2					
Mike Redmond, R OBP: 0.339, SLG: 0.394 (1, 2)										4	0	3	1	0	0	0					
Inning Stats	R: 0 E: 1 K: 2 S: 10	H: 0 LOB: 2 BB: 1 P: 19	R: 1 E: 0 K: 0 S: 13	H: 2 LOB: 1 BB: 0 P: 22	R: 0 E: 0 K: 1 S: 9	H: 1 LOB: 0 BB: 0 P: 13	R: 0 E: 0 K: 0 S: 5	H: 1 LOB: 0 BB: 0 P: 9	R: 0 E: 0 K: 0 S: 9	H: 1 LOB: 2 BB: 1 P: 16	R: 0 E: 0 K: 1 S: 10	H: 1 LOB: 1 BB: 0 P: 16	R: 0 E: 0 K: 1 S: 18	H: 3 LOB: 3 BB: 1 P: 28	R: 0 E: 0 K: 2 S: 11	H: 0 LOB: 1 BB: 1 P: 16		1B: 8 2B: 3 3B: 0 HR: 1	SF: 0 SAC: 0 DP: 1 HBP: 0	WP: 0 PB: 0 SB: 1 CS: 0	PA: 43
PITCHER	IP	WLS	BF	H	R	ER	SO	BB	IBB	HBP	BLK	WP	HR	S	P	ERA	WHIP				
Jason Davis, R ERA: 5.18 (1, 1)	7.0	L	32	9	3	3	4	2	0	0	0	0	1	66	111	3.86	1.571				
Rick White, R ERA: 3.47 (8, 1)	0.2	4	2	1	1	1	1	0	0	0	0	0	0	12	16	13.50	3.000				
Cliff Bartosh, L ERA: 7.11 (8, 1)	0.0	2	1	0	0	0	0	1	0	0	0	0	0	4	8	∞	∞				
David Riske, R ERA: 6.48 (8, 1)	1.1	5	0	0	0	0	2	1	0	0	0	0	0	13	20	0.00	0.750				

Batter	1	2	3	4	5	6	7	8	9	AB	R	H	RBI	BB	SO	LOB	BOTTOM				
Matt Lawton, L OBP: 0.387, SLG: 0.462 (1, 7)	F8					F7				4	0	1	0	0	0	0	Florida Marlins @ Cleveland Indians Jacobs Field, Cleveland, OH Thu Jun 10 2004, 7:05 PM EDT Att: 19,113 - Overcast - 66 F				
Omar Vizquel, S OBP: 0.388, SLG: 0.390 (1, 6)	G4-3					G4-3				4	0	0	0	0	1						
Jody Gerut, L OBP: 0.364, SLG: 0.428 (1, 8)	G4-3					G3				4	0	0	0	0	1	0					
41 Victor Martinez, S OBP: 0.376, SLG: 0.557 (9, PR)						F9				3	1	2	1	1	0	0					
48 Travis Hafner, L OBP: 0.396, SLG: 0.546 (1, 10)										4	0	1	0	0	0	2					
Casey Blake, R OBP: 0.367, SLG: 0.449 (1, 5)										3	0	0	0	0	3	2					
Ben Broussard, L OBP: 0.346, SLG: 0.336 (1, 3)										3	0	0	0	0	2	1					
Ronnie Belliard, R OBP: 0.386, SLG: 0.404 (1, 4)										3	0	0	0	0	1	0					
Alex Escobar, R OBP: 0.318, SLG: 0.309 (1, 9)										3	0	0	0	0	0	0					
Inning Stats	R: 0 E: 0 K: 0 S: 7	H: 0 LOB: 0 BB: 0 P: 12	R: 1 E: 0 K: 1 S: 10	H: 1 LOB: 0 BB: 0 P: 16	R: 0 E: 0 K: 2 S: 12	H: 1 LOB: 1 BB: 0 P: 17	R: 0 E: 0 K: 1 S: 6	H: 0 LOB: 0 BB: 0 P: 9	R: 0 E: 0 K: 0 S: 5	H: 0 LOB: 1 BB: 1 P: 20	R: 0 E: 0 K: 1 S: 8	H: 0 LOB: 0 BB: 0 P: 11	R: 0 E: 0 K: 0 S: 7	H: 1 LOB: 1 BB: 0 P: 7	1B: 2 2B: 1 3B: 0 HR: 1	SF: 0 SAC: 0 DP: 0 HBP: 0		WP: 0 PB: 0 SB: 0 CS: 0	PA: 32		
PITCHER	IP	WLS	BF	H	R	ER	SO	BB	IBB	HBP	BLK	WP	HR	S	P	ERA	WHIP				
Carl Pavano, R ERA: 3.1 (1, 1)	8.2	W	31	4	1	1	7	4	1	1	7	0	1	70	109	1.04	0.577				
Armando Benitez, R ERA: 0.54 (9, 1)	0.1	S	1	0	0	0	0	0	0	0	0	0	0	2	2	0.00	0.000				

AB	39
R	4
H	12
RBI	4
BB	4
SO	7
LOB	25

AB	31
R	1
H	4
RBI	1
BB	1
SO	7
LOB	6



Batter	1	2	3	4	5	6	7	8	9	AB	R	H	RBI	BB	SO	LOB	TOP					
1 Brian Roberts, S OBP: 0.333, SLG: 0.345	F9		G6-3			G3-6-1 BB		G6-3		3	0	0	0	1	0	0	Baltimore Orioles @ Cleveland Indians Jacobs Field, Cleveland, OH Mon Jun 14 2004, 1:05 PM EDT Att: 19,340 - Cloudy - 86 F					
6 Melvin Mora, R OBP: 0.448, SLG: 0.573 Jose Leon, R OBP: 0.188, SLG: 0.375	G4-6-3 1B		B2			G3-6-1		K	2-3	2	0	1	0	0	0	0						
10 Miguel Tejada, R OBP: 0.347, SLG: 0.444 Luis Lopez, S OBP: 0.269, SLG: 0.217	G4-6-3					G3		F8	3-1	2	0	0	0	0	1	1						
Rafael Palmeiro, L OBP: 0.396, SLG: 0.443 Jerry Hairston, R OBP: 0.349, SLG: 0.343		4-1 1B BB				L1		G1-3	0-1	1	0	0	0	1	0	0						
Javy Lopez, R OBP: 0.358, SLG: 0.443 Robert Machado, R OBP: 0.150, SLG: 0.150	F9	0-0 BB				K		G4-3	0-0	2	0	0	0	0	1	1						
B.J. Surhoff, L OBP: 0.375, SLG: 0.438	1-2 1B					G4-3		2B	0-0	3	0	2	0	0	0	0						
31 Jay Gibbons, L OBP: 0.328, SLG: 0.400	P5					K		G1-3	2-2	3	0	0	0	0	1	3						
Luis Matos, R OBP: 0.295, SLG: 0.373	G5-3					G3		P5	1-2	1	3	0	0	0	0	2						
Larry Bigbie, L OBP: 0.332, SLG: 0.412			G3-1			G3-6-1 1B BB		G6-3	2-2	2	3	0	1	0	0	0						
Inning Stats	R: 0 E: 0 K: 0 S: 10	H: 1 LOB: 0 BB: 0 P: 12	R: 0 E: 0 K: 0 S: 6	H: 1 LOB: 2 BB: 1 P: 14	R: 0 E: 0 K: 0 S: 7	H: 0 LOB: 0 BB: 0 P: 11	R: 0 E: 0 K: 2 S: 8	H: 0 LOB: 0 BB: 0 P: 11	R: 0 E: 0 K: 1 S: 6	H: 0 LOB: 0 BB: 0 P: 10	R: 0 E: 0 K: 0 S: 8	H: 1 LOB: 1 BB: 0 P: 12	R: 0 E: 0 K: 0 S: 7	H: 1 LOB: 1 BB: 0 P: 9	R: 0 E: 0 K: 1 S: 8	H: 0 LOB: 0 BB: 0 P: 11		R: 0 E: 0 K: 1 S: 7	H: 0 LOB: 0 BB: 0 P: 13	1B: 3 2B: 1 3B: 0 HR: 0	SF: 0 SAC: 0 DP: 2 HBP: 0	WP: 0 PB: 0 SB: 0 CS: 0
PITCHER 37 Jake Westbrook, R ERA: 2.7	IP: 9.0 WLS: W BF: 31 H: 4 R: 0 ER: 0 SO: 4 BB: 2 IBB: 0 HBP: 0 BLK: 0 WP: 0 HR: 0 S: 67 P: 103 ERA: 0.00 WHIP: 0.667																					

Batter	1	2	3	4	5	6	7	8	9	AB	R	H	RBI	BB	SO	LOB	BOTTOM			
Ronnie Belliard, R OBP: 0.401, SLG: 0.421	K		P3			L3		G5-4-3		5	1	1	1	1	1	3	Baltimore Orioles @ Cleveland Indians Jacobs Field, Cleveland, OH Mon Jun 14 2004, 1:05 PM EDT Att: 19,340 - Cloudy - 86 F			
Coco Crisp, S OBP: 0.308, SLG: 0.387	L3		BB			P6		F7		5	1	1	2	1	0	3				
Matt Lawton, L OBP: 0.397, SLG: 0.487 Ben Broussard, L OBP: 0.349, SLG: 0.325	G5-3		FC3-6 41 BB 1B			F8 1B BB		F9		3	2	1	0	1	0	2				
41 Victor Martinez, S OBP: 0.379, SLG: 0.561 48 Travis Hafner, L OBP: 0.419, SLG: 0.560		0-0 WP G4-3 2B	4-2 1B BB			K		HBP 2B 1B		2	2	1	0	1	1	1				
Casey Blake, R OBP: 0.362, SLG: 0.426	G4-3	2 SAFE 1-2 2H	1-0 2B 1B			K		L8	2-1	5	1	2	3	0	1	3				
Lou Merloni, R OBP: 0.352, SLG: 0.366		1-0 2B	2-2 2B 2B			F8		F9	0-1	4	1	2	2	0	0	3				
Jody Gerut, L OBP: 0.355, SLG: 0.423	F7	3-1 2B	4-0 2B BB			G4-3		F9-5 2B	1-0	3	1	1	2	2	0	3				
Tim Laker, R OBP: 0.242, SLG: 0.304	P6	1-0 3B	0-0 1B 2B			BB		L7	2-1	4	2	1	2	1	0	5				
John McDonald, R OBP: 0.265, SLG: 0.250			FC3-6 1B BB			2B 1B 1B		G5-4-3 1B	0-2	4	2	4	1	1	0	0				
Inning Stats	R: 0 E: 0 K: 1 S: 10	H: 0 LOB: 0 BB: 0 P: 13	R: 1 E: 0 K: 0 S: 8	H: 2 LOB: 1 BB: 0 P: 14	R: 7 E: 0 K: 0 S: 18	H: 4 LOB: 2 BB: 5 P: 43	R: 0 E: 0 K: 1 S: 13	H: 1 LOB: 2 BB: 1 P: 20	R: 6 E: 0 K: 1 S: 26	H: 6 LOB: 1 BB: 1 P: 43	R: 0 E: 0 K: 0 S: 12	H: 1 LOB: 1 BB: 0 P: 18	R: 0 E: 0 K: 0 S: 8	H: 0 LOB: 2 BB: 2 P: 20	R: 0 E: 0 K: 0 S: 6	H: 1 LOB: 0 BB: 0 P: 6		1B: 7 2B: 9 3B: 0 HR: 0	SF: 0 SAC: 0 DP: 2 HBP: 1	WP: 1 PB: 0 SB: 0 CS: 0
PITCHER Eric DuBose, L ERA: 5.8 Rick Bauer, R ERA: 6.61 Eddy Rodriguez, R ERA: 1.93 Mike DeJean, R ERA: 7.46	IP: 2.2 WLS: L BF: 18 H: 8 R: 8 ER: 8 SO: 18 BB: 4 IBB: 0 HBP: 0 BLK: 0 WP: 0 HR: 0 S: 37 P: 62 ERA: 27.00 WHIP: 3.750																			

AB	29
R	0
H	4
RBI	0
BB	2
SO	4
LOB	10



Batter	1	2	3	4	5	6	7	8	9	AB	R	H	RBI	BB	SO	LOB	TOP			
Matt Lawton, L (1, 7) OBP: 0.400, SLG: 0.488	F9		L3			G6-3			G4-3 48 2B	4	1	1	0	0	0	1				
Omar Vizquel, S (1, 6) OBP: 0.355, SLG: 0.387	K			K		F9			G4-3	4	0	0	1	0	2	1				
48 Travis Hafner, L (1, 3) OBP: 0.419, SLG: 0.559	2B			G3-1			G4-3		2B	4	0	2	1	0	0	0				
41 Victor Martinez, S (1, 2) OBP: 0.376, SLG: 0.558	F9			K			P4		F7	4	0	0	0	0	1	2				
Casey Blake, R (1, 5) OBP: 0.355, SLG: 0.440		K			K		K		G6-3	4	0	0	0	0	3	1				
Jody Gerut, L (1, 9) OBP: 0.356, SLG: 0.422		P5			S BB				G6-4-3 1B	2	0	1	0	1	0	0				
Ronnie Belliard, R (1, 4) David Riske, R (8, 1)		K			F7				K	3	0	0	0	0	2	2	AB 31 R 2 H 5 RBI 2 BB 1 SO 10 LOB 10			
Coco Crisp, S (1, 8) OBP: 0.317, SLG: 0.393			L3 1B		P6				G6-4-3 1-2	3	0	1	0	0	0	2				
Scott Elarton, R (1, 1) Rick White, R (5, 1) Raul Gonzalez, R (6, PH) 63 Rafael Betancourt, R (6, 1) Cliff Bartosh, L (6, 1) 59 Matt Miller, R (6, 1) Lou Merton, R (8, 4) OBP: 0.273, SLG: 0.200			K			K			E5 2B G4-3	1	0	0	0	0	1	1				
Inning Stats	R: 0 E: 0 K: 1 S: 12	H: 1 LOB: 1 BB: 0 P: 18	R: 0 E: 0 K: 2 S: 9	H: 0 LOB: 0 BB: 0 P: 11	R: 0 E: 0 K: 1 S: 6	H: 1 LOB: 0 BB: 0 P: 7	R: 0 E: 0 K: 2 S: 9	H: 0 LOB: 1 BB: 1 P: 13	R: 0 E: 0 K: 1 S: 8	H: 0 LOB: 0 BB: 0 P: 10	R: 0 E: 0 K: 1 S: 9	H: 0 LOB: 0 BB: 0 P: 14	R: 0 E: 0 K: 1 S: 8	H: 1 LOB: 0 BB: 0 P: 12	R: 2 E: 1 K: 0 S: 14	H: 2 LOB: 1 BB: 0 P: 23	1B: 2 2B: 4 3B: 0 HR: 0	SF: 0 SAC: 0 DP: 2 HBP: 0	WP: 0 PB: 0 SB: 1 CS: 0	PA: 32
PITCHER	IP WLS BF H R ER SO BB IBB HBP BLK WP HR S P ERA WHIP																			
Jae Weong Seo, R (1, 1) ERA: 4.63	4.0		13	2	0	0	6	0	0	0	0	0	0	0	0	36	49	0.00	0.500	
Ricky Bottalico, R (5, 1) ERA: 2.21	1.1	W	5	0	0	0	2	1	0	0	0	0	0	0	0	11	21	0.00	0.750	
John Franco, L (6, 1) ERA: 4.5	1.2	H	5	0	0	0	1	0	0	0	0	0	0	0	0	13	20	0.00	0.000	
Mike Stanton, L (8, 1) ERA: 3.74	1.0		3	1	0	0	1	0	0	0	0	0	0	0	8	12	0.00	1.000		
Braden Looper, R (9, 1) ERA: 1.99	1.0		6	2	2	1	0	0	0	0	0	0	0	0	14	23	9.00	2.000		

Cleveland Indians @ New York Mets
Shea Stadium, Flushing, NY
Thu Jun 17 2004, 7:10 PM EDT
Att: 17,675 - Unknown - 73 F

AB	31
R	2
H	5
RBI	2
BB	1
SO	10
LOB	10



Batter	1	2	3	4	5	6	7	8	9	AB	R	H	RBI	BB	SO	LOB	BOTTOM			
Kazuo Matsui, S (1, 6) OBP: 0.344, SLG: 0.405	F8		K			S 1B	G6-3 1B			4	1	2	2	0	1	1				
Todd Zeile, R (1, 5) OBP: 0.318, SLG: 0.404	P1			K		S 1B	G6-3 1B			3	0	0	0	1	1	1				
31 Mike Piazza, R (1, 2) OBP: 0.391, SLG: 0.536	G4-3			G5-3		K	F9			4	0	0	0	0	1	2				
Mike Stanton, L (8, 1) OBP: 1.000, SLG: 1.000										0	0	0	0	0	0	0				
Braden Looper, R (9, 1)										0	0	0	0	0	0	0				
Cliff Floyd, L (1, 7) OBP: 0.349, SLG: 0.489		P5				K			G3 1B 2B	3	0	1	0	1	1	2				
Gerald Williams, R (8, PR) OBP: 0.412, SLG: 0.667										0	1	0	0	0	0	0				
Ty Wigginton, R (1, 4) OBP: 0.309, SLG: 0.461		F9				K			G3	4	0	1	1	0	1	2				
Karim Garcia, L (1, 9) OBP: 0.276, SLG: 0.403						G3-1	L8		1B	4	0	1	1	0	1	2				
Mike Cameron, R (1, 8) OBP: 0.298, SLG: 0.372						G6-3	HR		E5 1B S	4	2	1	1	0	1	2	AB 32 R 6 H 8 RBI 5 BB 3 SO 7 LOB 14			
Eric Valent, L (1, 3) OBP: 0.333, SLG: 0.385						G3	F8		F8	3	1	0	0	1	0	2				
Jae Weong Seo, R (1, 1) OBP: 0.250, SLG: 0.200										1	0	1	0	0	0	0				
Ricky Bottalico, L (5, 1)										1	0	0	0	0	0	0				
John Franco, L (6, 1)										0	0	0	0	0	0	0				
Joe McEwing, R (7, PH) OBP: 0.266, SLG: 0.284										1	1	1	0	0	0	0				
Jason Phillips, R (8, 2) OBP: 0.295, SLG: 0.351										0	0	0	0	0	0	0				
Inning Stats	R: 0 E: 0 K: 0 S: 9	H: 0 LOB: 0 BB: 0 P: 14	R: 0 E: 0 K: 1 S: 7	H: 0 LOB: 0 BB: 0 P: 12	R: 0 E: 0 K: 1 S: 9	H: 1 LOB: 1 BB: 0 P: 13	R: 0 E: 0 K: 2 S: 9	H: 0 LOB: 1 BB: 1 P: 14	R: 1 E: 0 K: 0 S: 6	H: 1 LOB: 0 BB: 0 P: 7	R: 1 E: 0 K: 2 S: 14	H: 2 LOB: 2 BB: 1 P: 21	R: 3 E: 1 K: 0 S: 9	H: 2 LOB: 2 BB: 1 P: 18	R: 1 E: 0 K: 1 S: 10	H: 2 LOB: 2 BB: 0 P: 12	1B: 6 2B: 1 3B: 0 HR: 1	SF: 0 SAC: 0 DP: 1 HBP: 0	WP: 0 PB: 0 SB: 2 CS: 0	PA: 35
PITCHER	IP WLS BF H R ER SO BB IBB HBP BLK WP HR S P ERA WHIP																			
Scott Elarton, R (1, 1) ERA: 9.94	4.0		14	1	0	0	4	1	0	0	0	0	0	0	34	53	0.00	0.500		
Rick White, R (5, 1) ERA: 3.21	1.0	L	4	1	1	1	0	0	0	0	0	0	0	0	6	7	9.00	1.000		
63 Rafael Betancourt, R (6, 1) ERA: 3.98	0.1		3	1	1	1	1	1	0	0	0	0	0	0	9	14	27.00	6.000		
Cliff Bartosh, L (6, 1) ERA: 6.75	0.1		1	0	0	0	1	0	0	0	0	0	0	0	3	3	0.00	0.000		
59 Matt Miller, R (6, 1) ERA: 1.93	1.1		8	3	3	1	0	0	1	0	0	0	0	0	11	22	6.75	2.250		
PITCHER	IP WLS BF H R ER SO BB IBB HBP BLK WP HR S P ERA WHIP																			
David Riske, R (8, 1) ERA: 5.9	1.0		5	2	1	1	1	0	0	0	0	0	0	0	10	12	9.00	2.000		

Cleveland Indians @ New York Mets
Shea Stadium, Flushing, NY
Thu Jun 17 2004, 7:10 PM EDT
Att: 17,675 - Unknown - 73 F

AB	32
R	6
H	8
RBI	5
BB	3
SO	7
LOB	14



Batter	1	2	3	4	5	6	7	8	9	AB	R	H	RBI	BB	SO	LOB	TOP					
Ronnie Belliard, R OBP: 0.391, SLG: 0.406 (1, 4)										4	0	2	1	1	1	2						
Coco Crisp, S OBP: 0.320, SLG: 0.393 (1, 8)										5	1	2	0	0	1	4						
Matt Lawton, L OBP: 0.397, SLG: 0.482 (1, 7)										5	1	1	0	0	0	3						
41 Victor Martinez, S OBP: 0.372, SLG: 0.549 (1, 2)										5	0	1	1	0	0	3						
Casey Blake, R OBP: 0.356, SLG: 0.452 (1, 5)										5	2	2	1	0	1	2						
Lou Merloni, R OBP: 0.345, SLG: 0.354 (1, 3)										1	0	0	1	1	0	0						
Raul Gonzalez, R OBP: 0.167, SLG: 0.235 (8, PH)										3	0	1	0	0	0	1	AB 35					
Jody Gerut, L OBP: 0.358, SLG: 0.424 (8, 9)										1	0	1	0	0	0	0	R 4					
John McDonald, R OBP: 0.270, SLG: 0.235 (8, PH)										2	0	0	0	1	0	2	H 11					
Omar Vizquel, S OBP: 0.357, SLG: 0.385 (8, 6)										1	0	0	0	0	1	2	RBI 4					
31 Cliff Lee, L OBP: 0.333, SLG: 0.333 (1, 1)										3	0	1	0	0	0	0	BB 4					
48 Travis Hafner, L OBP: 0.421, SLG: 0.559 (8, PH)										0	0	0	0	1	0	0	SO 4					
David Riske, R (8, 1)										0	0	0	0	0	0	0	LOB 19					
Cliff Bartosh, L (8, 1)										0	0	0	0	0	0	0						
Jose Jimenez, R (9, 1)										0	0	0	0	0	0	0						
Inning Stats	R: 0 E: 0 K: 0 S: 9	H: 1 LOB: 1 BB: 0 P: 14	R: 0 E: 0 K: 0 S: 9	H: 0 LOB: 0 BB: 1 P: 19	R: 0 E: 0 K: 1 S: 9	H: 0 LOB: 0 BB: 0 P: 15	R: 2 E: 0 K: 0 S: 14	H: 4 LOB: 2 BB: 0 P: 20	R: 0 E: 0 K: 0 S: 13	H: 2 LOB: 2 BB: 0 P: 19	R: 1 E: 0 K: 0 S: 12	H: 2 LOB: 2 BB: 1 P: 23	R: 0 E: 0 K: 0 S: 6	H: 0 LOB: 0 BB: 0 P: 8	R: 1 E: 0 K: 2 S: 16	H: 2 LOB: 2 BB: 2 P: 31	R: 0 E: 0 K: 1 S: 8	H: 0 LOB: 0 BB: 0 P: 15	1B: 10 2B: 0 3B: 0 HR: 1	SF: 1 SAC: 1 DP: 0 HBP: 0	WP: 0 PB: 0 SB: 0 CS: 1	PA: 42
PITCHER	IP WLS BF H R ER SO BB IBB HBP BLK WP HR S P ERA WHIP																					
Mike Hampton, L ERA: 3.28 (1, 1)	5.2 L 27 9 3 3 1 2 0 0 0 1 0 1 64 106 4.76 1.941																					
Antonio Alfonseca, R ERA: 3.77 (8, 1)	1.1 4 0 0 0 0 0 0 0 0 0 0 0 8 12 0.00 0.000																					
Chris Reitsma, R ERA: 4.14 (8, 1)	1.0 7 2 1 1 2 2 0 0 0 0 0 0 16 31 9.00 4.000																					
Kevin Gryboski, R ERA: 2.86 (9, 1)	1.0 3 0 0 0 1 0 0 0 0 0 0 0 8 15 0.00 0.000																					

Cleveland Indians @ Atlanta Braves
Turner Field, Atlanta, GA
Fri Jun 18 2004, 7:35 PM EDT
Att: 28,000 - Unknown - 83 F

AB	35
R	4
H	11
RBI	4
BB	4
SO	4
LOB	19



Batter	1	2	3	4	5	6	7	8	9	AB	R	H	RBI	BB	SO	LOB	BOTTOM			
Rafael Furcal, S OBP: 0.330, SLG: 0.403 (1, 6)										4	2	2	1	0	0	0				
Nick Green, R OBP: 0.388, SLG: 0.421 (1, 4)										4	0	1	0	0	2	0				
J.D. Drew, L OBP: 0.411, SLG: 0.556 (1, 9)										2	0	1	1	1	0	0				
10 Chipper Jones, S OBP: 0.335, SLG: 0.429 (1, 5)										4	0	1	0	0	1	2				
Andrew Jones, R OBP: 0.338, SLG: 0.488 (1, 8)										4	0	0	0	0	1	3				
Julio Franco, R OBP: 0.386, SLG: 0.448 (1, 3)										4	0	0	0	0	2	3				
Johnny Estrada, S OBP: 0.381, SLG: 0.487 (1, 2)										4	0	0	0	0	0	1	AB 32			
Eli Marrero, R OBP: 0.284, SLG: 0.388 (1, 7)										3	0	1	0	0	0	0	R 2			
Mike Hampton, R OBP: 0.240, SLG: 0.391 (8, 1)										2	0	0	0	0	1	0	H 6			
Mike Hessman, R OBP: 0.159, SLG: 0.279 (7, PH)										1	0	0	0	0	1	1	RBI 2			
Chris Reitsma, R (8, 1)										0	0	0	0	0	0	0	BB 1			
Kevin Gryboski, R (9, 1)										0	0	0	0	0	0	0	SO 8			
Inning Stats	R: 1 E: 0 K: 1 S: 14	H: 3 LOB: 2 BB: 0 P: 18	R: 0 E: 0 K: 0 S: 10	H: 0 LOB: 0 BB: 0 P: 12	R: 1 E: 0 K: 1 S: 6	H: 1 LOB: 0 BB: 0 P: 9	R: 0 E: 0 K: 1 S: 9	H: 0 LOB: 0 BB: 0 P: 11	R: 0 E: 0 K: 2 S: 10	H: 1 LOB: 1 BB: 0 P: 12	R: 0 E: 0 K: 1 S: 10	H: 1 LOB: 1 BB: 0 P: 14	R: 0 E: 0 K: 1 S: 9	H: 0 LOB: 1 BB: 1 P: 16	R: 0 E: 0 K: 0 S: 9	H: 0 LOB: 0 BB: 0 P: 15	1B: 2 2B: 3 3B: 0 HR: 1	SF: 1 SAC: 0 DP: 0 HBP: 0	WP: 0 PB: 0 SB: 0 CS: 1	PA: 34
PITCHER	IP WLS BF H R ER SO BB IBB HBP BLK WP HR S P ERA WHIP																			
31 Cliff Lee, L ERA: 3.81 (1, 1)	7.0 W 27 6 2 2 7 0 0 0 0 0 0 1 69 89 2.57 0.857																			
David Riske, R ERA: 5.79 (8, 1)	0.2 H 3 0 0 0 1 1 0 0 0 0 0 0 8 14 0.00 1.500																			
Cliff Bartosh, L ERA: 6.48 (8, 1)	0.1 H 1 0 0 0 0 0 0 0 0 0 0 0 1 2 0.00 0.000																			
Jose Jimenez, R ERA: 7.16 (9, 1)	1.0 S 3 0 0 0 0 0 0 0 0 0 0 0 9 15 0.00 0.000																			

Cleveland Indians @ Atlanta Braves
Turner Field, Atlanta, GA
Fri Jun 18 2004, 7:35 PM EDT
Att: 28,000 - Unknown - 83 F

AB	32
R	2
H	6
RBI	2
BB	1
SO	8
LOB	10



Batter	1	2	3	4	5	6	7	8	9	AB	R	H	RBI	BB	SO	LOB	TOP								
Ronnie Belliard, R OBP: 0.386, SLG: 0.409 (1, 4)	3-1 HR	0-1 G5-3			4-1 FC6-4 BB		0-0 G6-3		3-2 G6-3	4	1	1	1	1	0	1	Cleveland Indians @ Chicago White Sox U.S. Cellular Field, Chicago, IL Mon Jun 21 2004, 8:05 PM EDT Att: 29,722 - Overcast - 67 F								
Coco Crisp, S OBP: 0.331, SLG: 0.401 (1, 8)	2-1 G6-3		2-0 F8		2-1 FC6-4 1B 41 1B		2-2 P4		1-0 CS	5	1	1	0	0	0	1									
Matt Lawton, L OBP: 0.396, SLG: 0.481 (1, 7)	0-0 G4-3		0-1 F9 48 CS 1B		1-0 HBP 41 1B		1-0 G3		1-0 CS	4	0	2	0	0	0	0									
41 Victor Martinez, S OBP: 0.388, SLG: 0.562 (1, 2)	1-2 HR		1-0 1B		0-0 HBP			1-2 G3 SF7		4	2	4	1	0	0	0									
Casey Blake, R OBP: 0.358, SLG: 0.466 (1, 5)	2-1 HR		2-0 1B		2-2 HBP			3-1 G3		3	1	1	2	0	0	3									
48 Travis Hafner, L OBP: 0.413, SLG: 0.540 (1, 10)	1-3 K		0-2 CS	2-2 1B	1-1 F7			4-0 IBB		3	0	1	0	1	1	3									
Lou Merloni, R OBP: 0.331, SLG: 0.340 Ben Broussard, L OBP: 0.349, SLG: 0.325 (8, 3)		3-2 L7		0-0 G6-3		1-3 K		1-2 SF7		3	0	0	1	0	1	0									
Raul Gonzalez, R OBP: 0.091, SLG: 0.091 Jody Gerut, L OBP: 0.347, SLG: 0.409 (8, PH)		1-0 G6-3		2-3 K		0-0 F9		3-1 L7		3	0	0	0	0	1	0									
John McDonald, R OBP: 0.292, SLG: 0.273 (1, 6)		4-1 BB			0-0 F9		1-3 K		0-0 F9	3	0	0	0	1	1	0									
Inning Stats	R: 3 E: 0 K: 1 S: 13	H: 3 LOB: 0 BB: 0 P: 22	R: 0 E: 0 K: 0 S: 8	H: 0 LOB: 1 BB: 1 P: 16	R: 0 E: 0 K: 0 S: 8	H: 2 LOB: 1 BB: 0 P: 13	R: 0 E: 0 K: 1 S: 7	H: 1 LOB: 0 BB: 0 P: 11	R: 1 E: 0 K: 0 S: 10	H: 2 LOB: 3 BB: 0 P: 20	R: 0 E: 0 K: 0 S: 9	H: 0 LOB: 0 BB: 0 P: 11	R: 0 E: 0 K: 0 S: 6	H: 0 LOB: 0 BB: 0 P: 9	R: 1 E: 0 K: 0 S: 12	H: 1 LOB: 1 BB: 1 P: 23		R: 0 E: 0 K: 0 S: 6	H: 1 LOB: 0 BB: 0 P: 11	1B: 7 2B: 1 3B: 0 HR: 2	SF: 1 SAC: 0 DP: 0 HBP: 1	WP: 0 PB: 0 SB: 0 CS: 2	PA: 40		
PITCHER	IP	WLS	BF	H	R	ER	SO	BB	IBB	HBP	BLK	WP	HR	S	P	ERA	WHIP								
Scott Schoeneweis, L ERA: 4.36 Michael Jackson, R ERA: 5.4 Neal Cotts, L ERA: 5.63 Cliff Politte, R ERA: 5.48 Vic Darenbourg, L ERA:	7.0	L	30	8	4	4	4	2	0	1	0	0	2	61	102	5.14	1.429								

Batter	1	2	3	4	5	6	7	8	9	AB	R	H	RBI	BB	SO	LOB	BOTTOM								
5 Juan Uribe, R OBP: 0.360, SLG: 0.524 (1, 4)	0-1 G4-3	1-0 F8			0-3 K		3-2 P5			4	0	0	0	0	1	2	Cleveland Indians @ Chicago White Sox U.S. Cellular Field, Chicago, IL Mon Jun 21 2004, 8:05 PM EDT Att: 29,722 - Overcast - 67 F								
Timo Perez, L OBP: 0.303, SLG: 0.345 Miguel Olivo, R OBP: 0.321, SLG: 0.500 (8, PH)	2-2 P3		0-2 G6-3		1-2 G6-3			3-2 F7		3	0	0	0	0	0	0									
Frank Thomas, R OBP: 0.456, SLG: 0.619 (1, 10)	4-1 HBP BB		3-3 K		1-2 G6-3			2-2 F8		3	0	0	0	1	1	0									
Carlos Lee, R OBP: 0.354, SLG: 0.429 (1, 7)	3-0 HBP		0-2 F7			3-2 G6-3		3-2 G6-3		3	0	0	0	0	0	0									
14 Paul Konerko, R OBP: 0.367, SLG: 0.514 (1, 3)	2-3 K			1-1 G1-3		2-2 F7			1-3 K	4	0	0	0	0	2	2									
Aaron Rowand, R OBP: 0.361, SLG: 0.541 (9, 9)		1-0 1B		1-2 HR		2-1 1B			2-2 F7	4	1	3	1	0	0	0									
Jose Valentin, S OBP: 0.318, SLG: 0.536 (1, 6)		2-0 L9		0-2 G3		1-2 F9			1-3 K	4	0	0	0	0	1	2									
24 Joe Crede, R OBP: 0.292, SLG: 0.438 (1, 5)		0-3 K		0-2 2B			0-1 F7			3	0	1	0	0	1	1									
Sandy Alomar Jr., R OBP: 0.327, SLG: 0.352 Willie Harris, L OBP: 0.367, SLG: 0.344 (9, 8)		0-2 E6		0-2 F8			0-1 G4-3			3	0	0	0	0	0	2									
Inning Stats	R: 0 E: 0 K: 1 S: 12	H: 0 LOB: 2 BB: 1 P: 23	R: 0 E: 1 K: 1 S: 10	H: 1 LOB: 2 BB: 0 P: 14	R: 0 E: 0 K: 1 S: 9	H: 0 LOB: 0 BB: 0 P: 12	R: 1 E: 0 K: 0 S: 14	H: 2 LOB: 1 BB: 0 P: 16	R: 0 E: 0 K: 0 S: 9	H: 0 LOB: 0 BB: 0 P: 11	R: 0 E: 0 K: 0 S: 12	H: 1 LOB: 1 BB: 0 P: 20	R: 0 E: 0 K: 0 S: 7	H: 0 LOB: 0 BB: 0 P: 10	R: 0 E: 0 K: 0 S: 9	H: 0 LOB: 0 BB: 0 P: 17		R: 0 E: 0 K: 2 S: 9	H: 0 LOB: 0 BB: 0 P: 13	1B: 2 2B: 1 3B: 0 HR: 1	SF: 0 SAC: 0 DP: 0 HBP: 1	WP: 0 PB: 0 SB: 0 CS: 0	PA: 34		
PITCHER	IP	WLS	BF	H	R	ER	SO	BB	IBB	HBP	BLK	WP	HR	S	P	ERA	WHIP								
CC Sabathia, L ERA: 2.8 59 Matt Miller, R ERA: 1.6	8.0	W	31	4	1	1	4	1	0	0	0	0	0	9	13	0.00	0.000								

AB 33
R 5
H 10
RBI 5
BB 3
SO 4
LOB 9



AB 32
R 1
H 4
RBI 1
BB 1
SO 6
LOB 9



Batter	1	2	3	4	5	6	7	8	9	10	AB	R	H	RBI	BB	SO	LOB	TOP						
Matt Lawton, L OBP: 0.396, SLG: 0.489 (1, 7)	F8			P4	2B 4B 1B BB	HR		L8			4	2	1	2	1	0	0							
Omar Vizquel, S OBP: 0.353, SLG: 0.384 (1, 6)	G4-3			K	4B 1B E 2B	F8			G4-3		5	1	1	1	0	1	0							
48 Travis Hafner, L OBP: 0.413, SLG: 0.536 (1, 10)	K				4B 1B E				F8		5	0	2	1	0	2	0							
41 Victor Martinez, S OBP: 0.368, SLG: 0.563 (1, 2)		F8			4B 1B E				F9		5	0	2	1	0	0	1							
Jody Gerut, L OBP: 0.348, SLG: 0.407 (1, 9)		F8			HR 1B				F8		4	1	1	0	1	0	1							
Casey Blake, R OBP: 0.356, SLG: 0.460 (1, 5)					HR 1B					G5-3	5	1	1	0	0	2	4							
Ronnie Belliard, R OBP: 0.386, SLG: 0.420 (1, 4)			G6-3		HR	F7					5	1	2	3	0	0	0							
Ben Broussard, L OBP: 0.356, SLG: 0.329 (1, 3)			P5		HR	E8 2B 1B			K		4	2	2	0	1	1	0							
Coco Crisp, S OBP: 0.327, SLG: 0.414 (1, 8)			G6-3		K	F7			HR		5	1	1	1	0	2	4							
Inning Stats	R: 0 E: 0 K: 1 S: 12	H: 0 LOB: 0 BB: 0 P: 19	R: 0 E: 0 K: 1 S: 10	H: 0 LOB: 0 BB: 0 P: 19	R: 0 E: 0 K: 0 S: 10	H: 0 LOB: 0 BB: 0 P: 15	R: 0 E: 0 K: 1 S: 9	H: 1 LOB: 1 BB: 0 P: 12	R: 6 E: 2 K: 1 S: 21	H: 7 LOB: 2 BB: 0 P: 37	R: 2 E: 0 K: 0 S: 19	H: 1 LOB: 1 BB: 0 P: 30	R: 0 E: 0 K: 2 S: 13	H: 1 LOB: 0 BB: 0 P: 19	R: 1 E: 0 K: 1 S: 9	H: 1 LOB: 0 BB: 0 P: 15	R: 0 E: 0 K: 0 S: 7	H: 0 LOB: 0 BB: 0 P: 13	R: 0 E: 0 K: 1 S: 13	H: 1 LOB: 2 BB: 1 P: 21	1B: 8 2B: 2 3B: 0 HR: 3	SF: 0 SAC: 0 DP: 1 HBP: 0	WP: 0 PB: 1 SB: 0 CS: 0	PA: 45
PITCHER	IP WLS BF H R ER SO	IP WLS BF H R ER SO	IP WLS BF H R ER SO	IP WLS BF H R ER SO	IP WLS BF H R ER SO	IP WLS BF H R ER SO	IP WLS BF H R ER SO	IP WLS BF H R ER SO	IP WLS BF H R ER SO	IP WLS BF H R ER SO	IP WLS BF H R ER SO	IP WLS BF H R ER SO	IP WLS BF H R ER SO	IP WLS BF H R ER SO	IP WLS BF H R ER SO	IP WLS BF H R ER SO	IP WLS BF H R ER SO	IP WLS BF H R ER SO	IP WLS BF H R ER SO	IP WLS BF H R ER SO	ERA WHIP	ERA WHIP		
Esteban Loaiza, R ERA: 4.18 (1, 1)	4.1	22	8	6	6	4	BB: 1 IBB: 0 HBP: 0 BLK: 0	WP: 0 HR: 1 S: 58 P: 93	12.46	2.077														
Neal Cotts, L ERA: 5.96 (5, 1)	1.2	7	2	2	2	0	BB: 1 IBB: 0 HBP: 0 BLK: 0	WP: 0 HR: 1 S: 23 P: 39	10.80	1.800														
Damasso Marte, L ERA: 2.9 (7, 1)	2.0	8	2	1	1	3	BB: 0 IBB: 0 HBP: 0 BLK: 0	WP: 0 HR: 1 S: 22 P: 34	4.50	1.000														
Shingo Takatsu, R ERA: 1.0 (9, 1)	2.0	W	8	1	0	0	BB: 1 IBB: 0 HBP: 0 BLK: 0	WP: 0 HR: 0 S: 20 P: 34	0.00	1.000														

Cleveland Indians @ Chicago White Sox
U.S. Cellular Field, Chicago, IL
Tue Jun 22 2004, 8:05 PM EDT
Att. 27,922 - Sunny - 72 F

AB 42
R 9
H 13
RBI 9
BB 3
SO 8
LOB 10



Batter	1	2	3	4	5	6	7	8	9	10	AB	R	H	RBI	BB	SO	LOB	BOTTOM					
Willie Harris, L OBP: 0.361, SLG: 0.335 (1, 8)	5B 1B BB	G3	F9	G1-3			L9				5	1	0	0	1	1	3						
5 Juan Uribe, R OBP: 0.363, SLG: 0.522 (1, 4)	FC1 SF8 1B BB	G6-3	HR	1B			G4-3				5	2	2	1	1	1	0						
Frank Thomas, R OBP: 0.461, SLG: 0.631 (1, 10)	SF8 24 BB E 1B	1B 1B BB	HR				K				4	3	2	4	1	1	1						
Carlos Lee, R OBP: 0.361, SLG: 0.439 (1, 7)	FC1 24 BB 14 S 1B	1B 1B	2B				K				5	2	3	0	1	0	3						
Jose Valentin, S OBP: 0.327, SLG: 0.566 (1, 6)	SF8	14 FC5-4 1B	2B				P6				5	1	4	5	0	0	1						
14 Paul Konerko, R OBP: 0.360, SLG: 0.502 (1, 3)	K	FC5-4	K				G5-3				5	0	0	0	0	2	7						
Aaron Rowand, R OBP: 0.362, SLG: 0.533 (1, 9)	24 BB BB		FC3-5 24 1B	L6			G5-3				4	0	1	0	1	0	1						
24 Joe Crede, R OBP: 0.298, SLG: 0.443 (1, 5)			F9 5 1B FC3-5	F8			F9				4	1	2	1	1	0	1						
Miguel Olivo, R OBP: 0.319, SLG: 0.492 (1, 2)	P3		FC3-5 5 1B HR				G5-3				4	1	1	0	0	0	6						
Ross Gload, R OBP: 0.340, SLG: 0.388 (9, PH)											1	0	0	0	0	1	0						
Jamie Burke, R OBP: 0.500, SLG: 0.615 (10, 2)											0	0	0	0	0	0	0						
Inning Stats	R: 3 E: 1 K: 1 S: 27	H: 1 LOB: 3 BB: 4 P: 51	R: 0 E: 0 K: 0 S: 11	H: 2 LOB: 3 BB: 1 P: 19	R: 5 E: 0 K: 1 S: 23	H: 6 LOB: 1 BB: 0 P: 31	R: 0 E: 0 K: 0 S: 8	H: 1 LOB: 1 BB: 0 P: 12	R: 0 E: 0 K: 0 S: 6	H: 1 LOB: 1 BB: 0 P: 6	R: 0 E: 0 K: 1 S: 7	H: 0 LOB: 0 BB: 0 P: 9	R: 1 E: 0 K: 0 S: 11	H: 2 LOB: 1 BB: 0 P: 16	R: 0 E: 0 K: 3 S: 13	H: 0 LOB: 0 BB: 0 P: 17	R: 2 E: 0 K: 0 S: 11	H: 1 LOB: 0 BB: 0 P: 16	1B: 8 2B: 5 3B: 0 HR: 2	SF: 1 SAC: 0 DP: 0 HBP: 1	WP: 0 PB: 0 SB: 1 CS: 1	PA: 50	
PITCHER	IP WLS BF H R ER SO	IP WLS BF H R ER SO	IP WLS BF H R ER SO	IP WLS BF H R ER SO	IP WLS BF H R ER SO	IP WLS BF H R ER SO	IP WLS BF H R ER SO	IP WLS BF H R ER SO	IP WLS BF H R ER SO	IP WLS BF H R ER SO	IP WLS BF H R ER SO	IP WLS BF H R ER SO	IP WLS BF H R ER SO	IP WLS BF H R ER SO	IP WLS BF H R ER SO	IP WLS BF H R ER SO	IP WLS BF H R ER SO	IP WLS BF H R ER SO	IP WLS BF H R ER SO	IP WLS BF H R ER SO	ERA WHIP	ERA WHIP	
Scott Elarton, R ERA: 9.18 (1, 1)	0.2	20	9	5	2	1	BB: 4 IBB: 0 HBP: 0 BLK: 0	WP: 0 HR: 0 S: 24 P: 46	27.00	7.500													
Kazuhito Tadano, R ERA: 7.9 (1, 1)	3.1	8	2	0	0	0	BB: 1 IBB: 0 HBP: 0 BLK: 0	WP: 0 HR: 0 S: 15 P: 22	0.00	1.500													
Rick White, R ERA: 2.9 (5, 1)	2.0	4	1	1	1	1	BB: 0 IBB: 0 HBP: 0 BLK: 0	WP: 0 HR: 0 S: 10 P: 13	9.00	1.000													
59 Matt Miller, R ERA: 2.25 (7, 1)	1.0	B	1	1	0	0	BB: 0 IBB: 0 HBP: 0 BLK: 0	WP: 0 HR: 0 S: 3 P: 4	∞	∞													
Cliff Bartosh, L ERA: 6.48 (8, 1)							BB: 0 IBB: 0 HBP: 0 BLK: 0	WP: 0 HR: 0 S: 3 P: 4	∞	∞													

Cleveland Indians @ Chicago White Sox
U.S. Cellular Field, Chicago, IL
Tue Jun 22 2004, 8:05 PM EDT
Att. 27,922 - Sunny - 72 F

AB 42
R 11
H 15
RBI 11
BB 6
SO 6
LOB 23



Batter	1	2	3	4	5	6	7	8	9	AB	R	H	RBI	BB	SO	LOB	TOP					
Ronnie Belliard, R (1, 4) OBP: 0.386, SLG: 0.435										5	2	2	1	0	1	0	Cleveland Indians @ Chicago White Sox U.S. Cellular Field, Chicago, IL Wed Jun 23 2004, 8:05 PM EDT Att: 21,654 - Sunny - 81 F					
Omar Vizquel, S (1, 6) OBP: 0.348, SLG: 0.378										4	0	0	0	0	0	0						
Matt Lawton, L (1, 7) OBP: 0.396, SLG: 0.486										4	0	1	1	1	0	0						
41 Victor Martinez, S (1, 2) OBP: 0.388, SLG: 0.557										4	2	1	0	1	0	2						
Casey Blake, R (1, 5) OBP: 0.361, SLG: 0.475										3	2	2	1	1	0	1						
48 Travis Hafner, L (1, 10) OBP: 0.418, SLG: 0.538										3	1	2	1	0	0	0						
Lou Merloni, R (1, 3) Ben Broussard, L (8, PH) OBP: 0.359, SLG: 0.352										3	1	1	1	0	1	3						
Jody Gerut, L (1, 9) OBP: 0.347, SLG: 0.404										4	0	1	0	0	0	4						
Coco Crisp, S (1, 8) OBP: 0.320, SLG: 0.404										4	0	0	0	0	2	3						
Inning Stats	R: 0 E: 0 K: 1 S: 6	H: 0 LOB: 0 BB: 0 P: 8	R: 0 E: 0 K: 1 S: 12	H: 0 LOB: 2 BB: 1 P: 20	R: 1 E: 0 K: 1 S: 8	H: 1 LOB: 0 BB: 0 P: 9	R: 1 E: 1 K: 0 S: 7	H: 1 LOB: 2 BB: 1 P: 12	R: 1 E: 0 K: 0 S: 5	H: 2 LOB: 0 BB: 0 P: 5	R: 2 E: 0 K: 1 S: 8	H: 3 LOB: 1 BB: 0 P: 14	R: 0 E: 0 K: 0 S: 9	H: 0 LOB: 0 BB: 0 P: 12	R: 4 E: 0 K: 0 S: 12	H: 4 LOB: 0 BB: 0 P: 19		R: 0 E: 0 K: 0 S: 5	H: 0 LOB: 0 BB: 1 P: 15	1B: 6 2B: 2 3B: 0 HR: 4	SF: 0 SAC: 1 DP: 3 HBP: 1	WP: 0 PB: 0 SB: 0 CS: 1
PITCHER	IP WLS BF H R ER SO BB IBB HBP BLK WP HR S P ERA WHIP																					
56 Mark Buehrle, L (1, 1) ERA: 4.49	7.0 L 33 10 8 8 4 2 0 0 0 0 0 3 61 89 10.29 1.714																					
Michael Jackson, R (8, 1) ERA: 5.53	1.0 4 1 1 1 0 0 0 0 0 0 0 1 6 10 9.00 1.000																					
Vic Darensbourg, L (9, 1) ERA:	1.0 3 0 0 0 0 0 1 0 0 0 0 0 5 15 0.00 1.000																					

Batter	1	2	3	4	5	6	7	8	9	AB	R	H	RBI	BB	SO	LOB	BOTTOM					
Aaron Rowand, R (1, 8) OBP: 0.363, SLG: 0.548										5	1	2	1	0	1	3	Cleveland Indians @ Chicago White Sox U.S. Cellular Field, Chicago, IL Wed Jun 23 2004, 8:05 PM EDT Att: 21,654 - Sunny - 81 F					
5 Juan Uribe, R (1, 4) OBP: 0.360, SLG: 0.523										5	0	1	0	0	1	1						
Frank Thomas, R (1, 10) OBP: 0.453, SLG: 0.616										5	1	0	0	0	2	2						
Carlos Lee, R (1, 7) OBP: 0.362, SLG: 0.440										4	1	2	1	0	2	1						
14 Paul Konerko, R (1, 3) OBP: 0.362, SLG: 0.528										4	2	2	2	0	1	1						
Jose Valentin, S (1, 6) OBP: 0.326, SLG: 0.559										3	0	0	0	1	1	1						
24 Joe Crede, R (1, 5) OBP: 0.297, SLG: 0.438										3	0	0	0	1	1	3						
Jamie Burke, R (1, 9) OBP: 0.444, SLG: 0.529										4	0	1	1	0	0	2						
Sandy Alomar Jr., R (1, 2) OBP: 0.327, SLG: 0.344										2	0	0	0	1	0	1						
Ross Gload, L (9, PH) OBP: 0.337, SLG: 0.384										1	0	0	0	0	0	0						
Inning Stats	R: 0 E: 0 K: 1 S: 9	H: 0 LOB: 0 BB: 0 P: 11	R: 1 E: 0 K: 1 S: 15	H: 2 LOB: 3 BB: 2 P: 27	R: 0 E: 0 K: 1 S: 7	H: 0 LOB: 0 BB: 0 P: 12	R: 0 E: 1 K: 1 S: 9	H: 0 LOB: 1 BB: 0 P: 14	R: 1 E: 0 K: 2 S: 16	H: 2 LOB: 1 BB: 0 P: 24	R: 1 E: 0 K: 0 S: 7	H: 1 LOB: 1 BB: 1 P: 14	R: 1 E: 1 K: 1 S: 9	H: 1 LOB: 1 BB: 0 P: 10	R: 1 E: 0 K: 1 S: 12	H: 1 LOB: 0 BB: 0 P: 16	R: 0 E: 0 K: 1 S: 13	H: 1 LOB: 1 BB: 0 P: 18	1B: 4 2B: 0 3B: 1 HR: 3	SF: 0 SAC: 0 DP: 0 HBP: 0	WP: 1 PB: 1 SB: 0 CS: 0	PA: 39
PITCHER	IP WLS BF H R ER SO BB IBB HBP BLK WP HR S P ERA WHIP																					
31 Cliff Lee, L (1, 1) ERA: 3.86	6.0 W 27 5 3 3 3 0 0 0 0 0 0 2 63 102 4.50 1.333																					
63 Rafael Betancourt, R (7, 1) ERA: 3.79	2.0 H 8 2 2 1 2 0 0 0 0 0 0 1 21 26 4.50 1.000																					
David Riske, R (9, 1) ERA: 5.08	1.0 4 1 0 0 1 0 0 0 0 0 1 0 13 18 0.00 1.000																					

AB	35
R	9
H	11
RBI	9
BB	3
SO	4
LOB	13



Batter	1	2	3	4	5	6	7	8	9	AB	R	H	RBI	BB	SO	LOB	TOP										
Matt Lawton, L (1, 7) OBP: 0.401, SLG: 0.487	4-1 BB		0-0 1B		0-0 1B		1-1 G4-3			3	0	2	1	1	0	0	Cleveland Indians @ Chicago White Sox U.S. Cellular Field, Chicago, IL Thu Jun 24 2004, 2:05 PM EDT Att: 20,744 - Overcast - 66 F										
Omar Vizquel, S (1, 6) OBP: 0.346, SLG: 0.375	2-3 K		2-0 F9		1-0 1B		2-3 K			4	0	1	0	0	2	2											
48 Travis Hafner, L (1, 10) OBP: 0.412, SLG: 0.529	SAFE K		SAFE F8		1-2 F7		1-3 K			4	0	0	0	0	2	4											
41 Victor Martinez, S (1, 2) OBP: 0.386, SLG: 0.550	0-0 P2		4-0 BB		0-1 P2			2-2 P4		3	0	0	0	1	0	3											
Jody Gerut, L (1, 9) OBP: 0.345, SLG: 0.406		0-1 WP 2B	0-0 G5-3		0-1 F8			0-0 F9		4	0	1	0	0	0	4											
Casey Blake, R (1, 5) OBP: 0.360, SLG: 0.475		1-3 K		2-3 K		1-1 G4-3 2B		2-0 F8		4	0	1	0	0	2	1											
Ben Broussard, L (1, 3) OBP: 0.352, SLG: 0.343		1-2 P5		0-0 P6		3-3 K		1-0 F7		4	0	0	0	0	1	2											
Ronnie Belliard, R (1, 4) OBP: 0.384, SLG: 0.430		4-1 BB		0-0 P3		1-0 G4-3		2-2 F8		3	0	0	0	1	0	1											
Coco Crisp, S (1, 8) OBP: 0.318, SLG: 0.406		3-1 P5			2-2 1B 2B		2-2 G4-3		1-1 G4-3	4	1	1	0	0	0	3											
Inning Stats	R: 0 E: 0 K: 1 S: 8	H: 0 LOB: 1 BB: 1 P: 16	R: 0 E: 0 K: 1 S: 11	H: 1 LOB: 2 BB: 1 P: 20	R: 0 E: 0 K: 0 S: 7	H: 1 LOB: 2 BB: 1 P: 16	R: 0 E: 0 K: 1 S: 7	H: 0 LOB: 0 BB: 0 P: 9	R: 1 E: 0 K: 0 S: 12	H: 3 LOB: 2 BB: 0 P: 16	R: 0 E: 0 K: 1 S: 10	H: 1 LOB: 1 BB: 0 P: 17	R: 0 E: 0 K: 2 S: 8	H: 0 LOB: 0 BB: 0 P: 12	R: 0 E: 0 K: 0 S: 5	H: 0 LOB: 0 BB: 0 P: 9	R: 0 E: 0 K: 0 S: 7	H: 0 LOB: 0 BB: 0 P: 11	1B: 3 2B: 3 3B: 0 HR: 0	SF: 0 SAC: 0 DP: 0 HBP: 0	WP: 1 PB: 0 SB: 1 CS: 0	PA: 36					
PITCHER	IP	WLS	BF	H	R	ER	SO	BB	IBB	HBP	BLK	WP	HR	S	P	ERA	WHIP										
Jon Rauch, R (1, 1) ERA: 6.23	5.0	W	24	6	1	1	4	3	0	0	0	1	0	47	80	1.80	1.800										
Cliff Politte, R (6, 1) ERA: 5.25	1.0	H	3	0	0	0	1	0	0	0	0	0	0	8	14	0.00	0.000										
Damaso Marte, L (7, 1) ERA: 2.73	2.0	H	6	0	0	0	2	0	0	0	0	0	0	13	21	0.00	0.000										
Jon Adkins, R (9, 1) ERA: 2.63	1.0		3	0	0	0	0	0	0	0	0	0	0	7	11	0.00	0.000										


Batter	1	2	3	4	5	6	7	8	9	AB	R	H	RBI	BB	SO	LOB	BOTTOM										
Aaron Rowand, R (1, 8) OBP: 0.358, SLG: 0.538	0-0 G4-3	0-1 G6-3			1-3 K2-3		0-0 S 1B	2-2 K		5	0	1	0	0	2	2	Cleveland Indians @ Chicago White Sox U.S. Cellular Field, Chicago, IL Thu Jun 24 2004, 2:05 PM EDT Att: 20,744 - Overcast - 66 F										
5 Juan Uribe, R (1, 4) OBP: 0.355, SLG: 0.515	2-2 E4 1B HR		3-2 G4-3		2-1 G6-3		1 SAFE 2-3 K	3-H		4	1	0	0	0	1	2											
Frank Thomas, R (1, 10) OBP: 0.446, SLG: 0.605	2-1 F8		1-3 K		2-1 F9		3-3 K	1-2 K		4	0	0	0	0	2	3											
Carlos Lee, R (1, 7) OBP: 0.364, SLG: 0.439	0-1 HR 1B		2-2 F8		1-2 G5-3			4-2 14 1B 1B BB		3	2	1	0	1	0	0											
Jose Valentin, S (1, 6) OBP: 0.329, SLG: 0.571	1-2 HR			2-3 K		2-3 K		4-0 1B 24 1B BB		3	2	1	3	1	2	0											
14 Paul Konerko, R (1, 3) OBP: 0.394, SLG: 0.526	2-3 K			0-0 G6-3		4-1 BB		0-1 24 1B 1B		3	0	1	0	1	1	0											
Timo Perez, L (8, FR) (9, 9) OBP: 0.303, SLG: 0.345								1-2 2-3 24 1B 1B		0	1	0	0	0	0	0											
Ross Gload, L (1, 9) (9, 3) OBP: 0.354, SLG: 0.404		2-0 2B		4-1 24 1B BB		2-3 K		2-2 G6-4-3 24 1B 1B WP		3	1	2	1	1	1	1											
24 Joe Crede, R (1, 5) OBP: 0.300, SLG: 0.439		1-1 G1-3		2-0 1B		3-2 F8		0-1 1-2 2-H 3-H 1B		4	0	2	2	0	0	1											
Miguel Olivo, R (1, 2) OBP: 0.317, SLG: 0.485		0-2 G5-3		1-2 G6-3		0-0 1B		1-2 2-3 1B		4	0	1	0	0	0	5											
Inning Stats	R: 3 E: 1 K: 1 S: 17	H: 2 LOB: 0 BB: 0 P: 24	R: 0 E: 0 K: 0 S: 8	H: 1 LOB: 1 BB: 0 P: 11	R: 0 E: 0 K: 1 S: 12	H: 0 LOB: 0 BB: 0 P: 18	R: 0 E: 0 K: 1 S: 9	H: 1 LOB: 2 BB: 1 P: 18	R: 0 E: 0 K: 1 S: 8	H: 0 LOB: 0 BB: 0 P: 13	R: 0 E: 0 K: 2 S: 13	H: 0 LOB: 1 BB: 1 P: 22	R: 0 E: 0 K: 2 S: 12	H: 2 LOB: 2 BB: 0 P: 20	R: 4 E: 0 K: 1 S: 15	H: 3 LOB: 1 BB: 2 P: 27	1B: 7 2B: 1 3B: 0 HR: 1	SF: 0 SAC: 0 DP: 1 HBP: 0	WP: 1 PB: 0 SB: 1 CS: 0	PA: 37							
PITCHER	IP	WLS	BF	H	R	ER	SO	BB	IBB	HBP	BLK	WP	HR	S	P	ERA	WHIP										
37 Jake Westbrook, R (1, 1) ERA: 2.77	6.0	L	25	4	3	0	6	2	0	0	0	0	0	15	27	9.00	3.000										
59 Matt Miller, R (7, 1) ERA: 2.65	1.0		6	2	1	1	2	1	0	0	0	0	0	15	27	9.00	3.000										
Cliff Bartosh, L (8, 1) ERA: 7.56	0.0		1	0	0	0	0	1	0	0	0	0	0	4													
Rick White, R (8, 1) ERA: 3.38	1.0		5	3	3	3	1	0	0	0	0	1	0	12	16	27.00	3.000										

Batter	1	2	3	4	5	6	7	8	9	10	11	12	AB	R	H	RBI	BB	SO	LOB										
Luis Gonzalez, R OBP: 0.299, SLG: 0.412 (1.4)	G4-3 0-1			K 2-3			F9 1-1	SH3-4 1-0		SH2-3 0-0		F8 0-0	4	0	0	0	0	1	1										
Royce Clayton, R OBP: 0.346, SLG: 0.443 (1.6)	F9 2-1			G6-3 1-2		K2-3 1-3		FC6-4 1B 2-3		17 BB 1B 2-3		G6-3 1-1	6	0	2	1	0	1	1										
17 Todd Helton, L OBP: 0.460, SLG: 0.598 (1.3)	G3 0-1			F7 2-1				G4-3 1B 2B 1-0	SF8 0-1				4	1	2	1	1	0	0										
Preston Wilson, R OBP: 0.260, SLG: 0.267 (1.8)		K 3-3						F7 1-0	FC6-4 3-H 2-0		G6-3 1-2		K 1-3	6	0	0	0	0	3	6									
Larry Walker, L OBP: 0.650, SLG: 1.286 (1.10)								G4-3 2-3						4	0	2	0	1	1	1									
Vinny Castilla, R OBP: 0.347, SLG: 0.548 (1.5)														4	0	1	1	1	1	3									
5 Matt Holliday, R OBP: 0.336, SLG: 0.477 Jeromy Burnitz, L OBP: 0.348, SLG: 0.545 (7.7)														2	0	0	0	0	2	1									
Aaron Miles, S OBP: 0.332, SLG: 0.405 (10.4)														2	0	0	0	0	1	2									
Todd Greene, R OBP: 0.252, SLG: 0.412 (1.2)														1	0	0	0	0	0	1									
Denny Hocking, S OBP: 0.296, SLG: 0.233 (7.7)														4	1	1	0	0	1	3									
														4	1	1	0	0	1	3									
Inning Stats	R: 0 E: 0 K: 0 S: 6	H: 0 LOB: 0 BB: 0 P: 8	R: 0 E: 0 K: 1 S: 6	H: 1 LOB: 0 BB: 14	R: 0 E: 0 K: 2 S: 8	H: 0 LOB: 0 BB: 11	R: 0 E: 0 K: 1 S: 8	H: 0 LOB: 0 BB: 13	R: 0 E: 0 K: 3 S: 11	H: 0 LOB: 1 BB: 1	R: 0 E: 0 K: 0 S: 9	H: 1 LOB: 1 BB: 0 P: 12	R: 1 E: 0 K: 1 S: 13	H: 2 LOB: 1 BB: 23	R: 0 E: 0 K: 0 S: 5	H: 1 LOB: 1 BB: 7	R: 0 E: 0 K: 0 S: 11	H: 2 LOB: 2 BB: 19	R: 0 E: 0 K: 1 S: 7	H: 0 LOB: 2 BB: 2 P: 18	R: 0 E: 0 K: 1 S: 8	H: 1 LOB: 1 BB: 11	1B: 8 2B: 2 3B: 0 HR: 0	SF: 1 SAC: 3 DP: 2 HBP: 0	WP: 0 PB: 0 SB: 0 CS: 0	PA: 49			
PITCHER	IP WLS BF H R ER SO BB IBB HBP BLK WP HR S P ERA WHIP	IP WLS BF H R ER SO BB IBB HBP BLK WP HR S P ERA WHIP	IP WLS BF H R ER SO BB IBB HBP BLK WP HR S P ERA WHIP	IP WLS BF H R ER SO BB IBB HBP BLK WP HR S P ERA WHIP	IP WLS BF H R ER SO BB IBB HBP BLK WP HR S P ERA WHIP	IP WLS BF H R ER SO BB IBB HBP BLK WP HR S P ERA WHIP	IP WLS BF H R ER SO BB IBB HBP BLK WP HR S P ERA WHIP	IP WLS BF H R ER SO BB IBB HBP BLK WP HR S P ERA WHIP	IP WLS BF H R ER SO BB IBB HBP BLK WP HR S P ERA WHIP	IP WLS BF H R ER SO BB IBB HBP BLK WP HR S P ERA WHIP	IP WLS BF H R ER SO BB IBB HBP BLK WP HR S P ERA WHIP	IP WLS BF H R ER SO BB IBB HBP BLK WP HR S P ERA WHIP	IP WLS BF H R ER SO BB IBB HBP BLK WP HR S P ERA WHIP	IP WLS BF H R ER SO BB IBB HBP BLK WP HR S P ERA WHIP	IP WLS BF H R ER SO BB IBB HBP BLK WP HR S P ERA WHIP	IP WLS BF H R ER SO BB IBB HBP BLK WP HR S P ERA WHIP	IP WLS BF H R ER SO BB IBB HBP BLK WP HR S P ERA WHIP	IP WLS BF H R ER SO BB IBB HBP BLK WP HR S P ERA WHIP	IP WLS BF H R ER SO BB IBB HBP BLK WP HR S P ERA WHIP	IP WLS BF H R ER SO BB IBB HBP BLK WP HR S P ERA WHIP	IP WLS BF H R ER SO BB IBB HBP BLK WP HR S P ERA WHIP	IP WLS BF H R ER SO BB IBB HBP BLK WP HR S P ERA WHIP	IP WLS BF H R ER SO BB IBB HBP BLK WP HR S P ERA WHIP	IP WLS BF H R ER SO BB IBB HBP BLK WP HR S P ERA WHIP	IP WLS BF H R ER SO BB IBB HBP BLK WP HR S P ERA WHIP	IP WLS BF H R ER SO BB IBB HBP BLK WP HR S P ERA WHIP	IP WLS BF H R ER SO BB IBB HBP BLK WP HR S P ERA WHIP	IP WLS BF H R ER SO BB IBB HBP BLK WP HR S P ERA WHIP	IP WLS BF H R ER SO BB IBB HBP BLK WP HR S P ERA WHIP

Colorado Rockies @ Cleveland Indians
Jacobs Field, Cleveland, OH
Sat Jun 26 2004, 7:05 PM EDT
Att: 29,124 - Sunny - 72 F

TOP

AB	41
R	3
H	10
RBI	3
BB	4
SO	11
LOB	20




Batter	1	2	3	4	5	6	7	8	9	10	11	12	AB	R	H	RBI	BB	SO	LOB										
Ronnie Belliard, R OBP: 0.390, SLG: 0.440 (1.4)	G5-6-3 1B 2-2		G3-1 2B 2-1					1B IBB 4-0		SH3-4 1B 2-1		FC6-4 1B 2-2	5	0	4	0	1	0	2										
Omar Vizquel, S OBP: 0.339, SLG: 0.366 (1.6)	F9 0-1		G6-3 0-0		G5-3 2-0		F5 1-2		SH3-4 1-0			F8 1-1	5	0	0	1	0	0	6										
Matt Lawton, L OBP: 0.396, SLG: 0.476 (1.7)	G5-6-3 1B 0-0		G3-1 2-3		K 2-3									5	0	1	1	1	4										
41 Victor Martinez, S OBP: 0.371, SLG: 0.525 (1.10)		F8 2-2	F7 0-1		P1 0-2		F8 0-0		L7 1-1			F7 0-0	6	0	0	0	0	0	7										
Casey Blake, R OBP: 0.365, SLG: 0.490 (1.5)			G6-3 1B 3-2			L9 1-1				G1-3 1-2				6	1	3	0	0	2										
Jody Gerut, L OBP: 0.350, SLG: 0.416 (1.9)		G6-3 0-2		F9 0-1				G6-3 1B 4-1		K 1-2		F9 1-0	5	1	1	0	1	1	3										
Lou Merloni, R OBP: 0.339, SLG: 0.376 Ben Broussard, L OBP: 0.359, SLG: 0.381 (8.9)														3	0	2	1	0	0										
														3	0	2	1	0	1										
Coco Crisp, S OBP: 0.314, SLG: 0.393 (1.8)														4	1	1	0	1	0										
Tim Laker, R OBP: 0.261, SLG: 0.317 (1.2)														4	1	3	0	0	2										
Inning Stats	R: 0 E: 0 K: 0 S: 7	H: 1 LOB: 0 BB: 0 P: 9	R: 1 E: 0 K: 1 S: 15	H: 2 LOB: 1 BB: 0 P: 25	R: 1 E: 0 K: 0 S: 11	H: 2 LOB: 1 BB: 0 P: 17	R: 0 E: 1 K: 0 S: 7	H: 2 LOB: 1 BB: 0 P: 11	R: 0 E: 0 K: 1 S: 10	H: 2 LOB: 2 BB: 1 P: 15	R: 0 E: 0 K: 0 S: 4	H: 0 LOB: 0 BB: 0 P: 9	R: 1 E: 0 K: 0 S: 13	H: 2 LOB: 2 BB: 1 P: 22	R: 0 E: 0 K: 2 S: 12	H: 1 LOB: 2 BB: 1 P: 24	R: 0 E: 0 K: 0 S: 9	H: 1 LOB: 2 BB: 1 P: 17	R: 0 E: 0 K: 0 S: 5	H: 2 LOB: 2 BB: 0 P: 20	R: 0 E: 0 K: 0 S: 5	H: 0 LOB: 0 BB: 0 P: 9	R: 1 E: 0 K: 0 S: 9	H: 2 LOB: 1 BB: 0 P: 17	1B: 13 2B: 4 3B: 0 HR: 0	SF: 0 SAC: 2 DP: 3 HBP: 0	WP: 0 PB: 0 SB: 2 CS: 0	PA: 52	
PITCHER	IP WLS BF H R ER SO BB IBB HBP BLK WP HR S P ERA WHIP	IP WLS BF H R ER SO BB IBB HBP BLK WP HR S P ERA WHIP	IP WLS BF H R ER SO BB IBB HBP BLK WP HR S P ERA WHIP	IP WLS BF H R ER SO BB IBB HBP BLK WP HR S P ERA WHIP	IP WLS BF H R ER SO BB IBB HBP BLK WP HR S P ERA WHIP	IP WLS BF H R ER SO BB IBB HBP BLK WP HR S P ERA WHIP	IP WLS BF H R ER SO BB IBB HBP BLK WP HR S P ERA WHIP	IP WLS BF H R ER SO BB IBB HBP BLK WP HR S P ERA WHIP	IP WLS BF H R ER SO BB IBB HBP BLK WP HR S P ERA WHIP	IP WLS BF H R ER SO BB IBB HBP BLK WP HR S P ERA WHIP	IP WLS BF H R ER SO BB IBB HBP BLK WP HR S P ERA WHIP	IP WLS BF H R ER SO BB IBB HBP BLK WP HR S P ERA WHIP	IP WLS BF H R ER SO BB IBB HBP BLK WP HR S P ERA WHIP	IP WLS BF H R ER SO BB IBB HBP BLK WP HR S P ERA WHIP	IP WLS BF H R ER SO BB IBB HBP BLK WP HR S P ERA WHIP	IP WLS BF H R ER SO BB IBB HBP BLK WP HR S P ERA WHIP	IP WLS BF H R ER SO BB IBB HBP BLK WP HR S P ERA WHIP	IP WLS BF H R ER SO BB IBB HBP BLK WP HR S P ERA WHIP	IP WLS BF H R ER SO BB IBB HBP BLK WP HR S P ERA WHIP	IP WLS BF H R ER SO BB IBB HBP BLK WP HR S P ERA WHIP	IP WLS BF H R ER SO BB IBB HBP BLK WP HR S P ERA WHIP	IP WLS BF H R ER SO BB IBB HBP BLK WP HR S P ERA WHIP	IP WLS BF H R ER SO BB IBB HBP BLK WP HR S P ERA WHIP	IP WLS BF H R ER SO BB IBB HBP BLK WP HR S P ERA WHIP	IP WLS BF H R ER SO BB IBB HBP BLK WP HR S P ERA WHIP	IP WLS BF H R ER SO BB IBB HBP BLK WP HR S P ERA WHIP	IP WLS BF H R ER SO BB IBB HBP BLK WP HR S P ERA WHIP	IP WLS BF H R ER SO BB IBB HBP BLK WP HR S P ERA WHIP	IP WLS BF H R ER SO BB IBB HBP BLK WP HR S P ERA WHIP

Colorado Rockies @ Cleveland Indians
Jacobs Field, Cleveland, OH
Sat Jun 26 2004, 7:05 PM EDT
Att: 29,124 - Sunny - 72 F

BOTTOM

AB	46
R	4
H	17
RBI	4
BB	4
SO	3
LOB	32



Batter	1	2	3	4	5	6	7	8	9	AB	R	H	RBI	BB	SO	LOB	TOP										
Aaron Miles, S OBP: 0.335, SLG: 0.404 (1, 4)	4-0 BB		2-3 K		3-2 G3			0-1 1B		3	0	1	0	1	1	1	Colorado Rockies @ Cleveland Indians Jacobs Field, Cleveland, OH Sun Jun 27 2004, 1:05 PM EDT Att: 27,252 - Sunny - 72 F										
Royce Clayton, R OBP: 0.344, SLG: 0.438 (1, 6)	3-2 F9		0-2 G6-3			4-1 BB		0-3 K		3	0	0	0	1	1	3											
17 Todd Helton, L OBP: 0.461, SLG: 0.594 (1, 3)	2-1 F9			4-1 BB		1-0 F7		1-0 2B		3	1	1	0	1	0	2											
Larry Walker, L OBP: 0.542, SLG: 1.000 (1, 9)	1-1 F9			1-0 FC3-6		0-1 L6		1-2 G4-3		4	0	0	0	0	0	4											
Vinny Castilla, R OBP: 0.346, SLG: 0.547 (1, 5)		1-0 G6-3		0-1 G6-4-3			1-3 K	0-2 2B		4	0	1	1	0	1	1											
5 Matt Holliday, R OBP: 0.333, SLG: 0.470 Jeremy Burnitz, L OBP: 0.347, SLG: 0.543 (9, PH)	2-2 K				1-2 P4		3-2 F8	3-1 G3-1		3	0	0	0	0	1	0											
Mark Sweeney, L OBP: 0.391, SLG: 0.472 (1, 10)	1-2 K				2-2 HR		3-3 K	2-3 K		4	1	1	0	0	3	1											
Charles Johnson, R OBP: 0.362, SLG: 0.503 Todd Greene, R OBP: 0.296, SLG: 0.442 (3, 2)			2-2 HBP		2-2 HR			1-3 K		0	0	0	0	0	0	0											
Denny Hocking, S OBP: 0.260, SLG: 0.226 (1, 8)	2-2 F7				0-3 K			3-2 G3		3	0	0	0	0	1	1											
Inning Stats	R: 0 E: 0 K: 0 S: 8	H: 0 LOB: 1 BB: 1 P: 18	R: 0 E: 0 K: 2 S: 8	H: 0 LOB: 0 BB: 0 P: 12	R: 0 E: 0 K: 1 S: 14	H: 0 LOB: 1 BB: 0 P: 20	R: 0 E: 0 K: 0 S: 4	H: 0 LOB: 0 BB: 1 P: 9	R: 2 E: 0 K: 1 S: 21	H: 2 LOB: 0 BB: 0 P: 29	R: 0 E: 0 K: 0 S: 4	H: 0 LOB: 0 BB: 0 P: 9	R: 0 E: 0 K: 2 S: 10	H: 0 LOB: 0 BB: 0 P: 17	R: 0 E: 0 K: 2 S: 14	H: 1 LOB: 1 BB: 0 P: 18		R: 1 E: 0 K: 1 S: 15	H: 2 LOB: 1 BB: 0 P: 22	1B: 2 2B: 3 3B: 0 HR: 1	SF: 0 SAC: 0 DP: 2 HBP: 1	WP: 0 PA: 34 PB: 1 SB: 0 CS: 0					
PITCHER	IP	WLS	BF	H	R	ER	SO	BB	IBB	HBP	BLK	WP	HR	S	P	ERA	WHIP										
Scott Elarton, R ERA: 8.53 (1, 1)	6.0		22	2	2	2	4	3	0	1	0	0	1	59	97	3.00	0.833										
59 Matt Miller, R ERA: 2.45 (7, 1)	1.0	W	3	0	0	0	2	0	0	0	0	0	0	10	17	0.00	0.000										
David Riske, R ERA: 4.66 (8, 1)	1.0	H	4	1	0	0	2	0	0	0	0	0	0	14	18	0.00	1.000										
Jose Jimenez, R ERA: 7.84 (9, 1)	1.0	S	5	2	1	1	1	0	0	0	0	0	0	15	22	9.00	2.000										

AB	30
R	3
H	5
RBI	3
BB	3
SO	9
LOB	14



Batter	1	2	3	4	5	6	7	8	9	AB	R	H	RBI	BB	SO	LOB	BOTTOM										
Matt Lawton, L OBP: 0.398, SLG: 0.479 (1, 7)	3-2 F7		2-3 K			0-0 4B	0-1 2B			4	1	2	2	0	1	0	Colorado Rockies @ Cleveland Indians Jacobs Field, Cleveland, OH Sun Jun 27 2004, 1:05 PM EDT Att: 27,252 - Sunny - 72 F										
Omar Vizquel, S OBP: 0.338, SLG: 0.365 (1, 6)	2-1 G4-3		0-1 1B			2-2 G4-3	1-1 F9			4	0	1	0	0	0	2											
48 Travis Hafner, L OBP: 0.407, SLG: 0.521 John McDonald, R OBP: 0.292, SLG: 0.273 (6, PR)	2-2 G3-1		3-3 K			0-1 F7		3-1 1B		4	0	1	0	0	1	2											
41 Victor Martinez, S OBP: 0.376, SLG: 0.535 (1, 2)		1-0 BLK		2-0 F9		1-0 2B		4-0 FC5-2		3	2	2	1	1	0	0											
Jody Gerut, L OBP: 0.349, SLG: 0.413 (1, 9)	1-0 F8			0-0 P6		1-1 G6-3		0-0 G3		4	0	1	0	0	0	2											
Casey Blake, R OBP: 0.363, SLG: 0.486 (1, 5)	3-3 K			1-1 F8			0-0 2B	0-1 FC5-2		4	1	1	0	0	1	4											
Ben Broussard, L OBP: 0.362, SLG: 0.389 (1, 3)	2-1 2B				2-2 G4-3		0-0 G3-1	1-1 G3		4	0	2	2	0	0	3											
Ronnie Belliard, R OBP: 0.388, SLG: 0.435 (1, 4)	0-3 K				1-1 G4-3		4-0 2B	3-2 K		3	1	0	0	1	2	4											
Coco Crisp, S OBP: 0.309, SLG: 0.386 (1, 8)			1-0 F8		0-1 G4-3		0-0 F7			3	0	0	0	0	0	2											
Inning Stats	R: 0 E: 0 K: 0 S: 9	H: 0 LOB: 0 BB: 0 P: 16	R: 1 E: 0 K: 2 S: 10	H: 2 LOB: 1 BB: 0 P: 17	R: 0 E: 0 K: 2 S: 10	H: 1 LOB: 0 BB: 0 P: 16	R: 0 E: 0 K: 0 S: 4	H: 0 LOB: 0 BB: 0 P: 7	R: 0 E: 0 K: 0 S: 7	H: 1 LOB: 0 BB: 0 P: 10	R: 1 E: 0 K: 0 S: 9	H: 2 LOB: 1 BB: 0 P: 13	R: 2 E: 0 K: 0 S: 7	H: 2 LOB: 1 BB: 1 P: 12	R: 1 E: 0 K: 1 S: 12	H: 2 LOB: 2 BB: 1 P: 23		1B: 5 2B: 5 3B: 0 HR: 0	SF: 0 SAC: 0 DP: 1 HBP: 0	WP: 0 PA: 35 PB: 0 SB: 0 CS: 0							
PITCHER	IP	WLS	BF	H	R	ER	SO	BB	IBB	HBP	BLK	WP	HR	S	P	ERA	WHIP										
Jason Jennings, R ERA: 6.36 (1, 1)	7.1	L	33	10	5	5	4	1	1	0	1	0	0	61	103	6.14	1.500										
Javier Lopez, L ERA: 9.12 (8, 1)	0.1		1	0	0	0	0	0	0	0	0	0	0	2	3	0.00	0.000										
Scott Dohmann, R ERA: 5.73 (8, 1)	0.1		1	0	0	0	1	0	0	0	0	0	0	5	8	0.00	0.000										

AB	33
R	5
H	10
RBI	5
BB	2
SO	5
LOB	19



Batter	1	2	3	4	5	6	7	8	9	10	11	AB	R	H	RBI	BB	SO	LOB	TOP					
Matt Lawton, L OBP: 0.392, SLG: 0.471 (1.7)	P6		G3		G3		F7		F7			5	0	0	0	0	0	3						
Omar Vizquel, S OBP: 0.342, SLG: 0.369 (1.6)	P3			48 1B 41 HR	1B			G5-3			48 F8 1B	5	1	3	1	0	0	0						
48 Travis Hafner, L OBP: 0.407, SLG: 0.531 (1.10)	P6			41 HR	1B			HR			F8	5	2	2	1	0	1	2						
41 Victor Martinez, S OBP: 0.373, SLG: 0.540 (1.2)		F9			HR			G4-3		F8		5	1	1	3	0	1	1						
Jody Gerut, L OBP: 0.347, SLG: 0.408 (1.9)		G4-3			F7			F9		G4-3		4	0	0	0	1	0	0						
Casey Blake, R OBP: 0.364, SLG: 0.483 (1.5)		F8			G3-6 1B			F8			HR BB	4	1	1	0	1	1	2						
Ben Broussard, L OBP: 0.388, SLG: 0.400 (1.3)			K		G3-6			P4			HR	5	1	1	2	0	2	1						
Ronnie Belliard, R OBP: 0.385, SLG: 0.431 (1.4)			F9					L5		G5-3		5	0	1	0	0	0	0						
Coco Crisp, S OBP: 0.311, SLG: 0.398 (1.8)					FC4-6 1B							5	1	2	0	0	1	1						
Inning Stats	R: 0 E: 0 K: 0 S: 6	H: 0 LOB: 0 BB: 0 P: 8	R: 0 E: 0 K: 0 S: 4	H: 0 LOB: 0 BB: 0 P: 6	R: 0 E: 0 K: 1 S: 8	H: 1 LOB: 1 BB: 0 P: 9	R: 3 E: 0 K: 0 S: 12	H: 4 LOB: 0 BB: 0 P: 15	R: 1 E: 0 K: 1 S: 16	H: 2 LOB: 1 BB: 0 P: 24	R: 0 E: 0 K: 0 S: 7	H: 1 LOB: 1 BB: 0 P: 12	R: 1 E: 0 K: 0 S: 8	H: 1 LOB: 0 BB: 0 P: 11	R: 2 E: 0 K: 1 S: 14	H: 1 LOB: 0 BB: 1 P: 26	R: 0 E: 0 K: 2 S: 12	H: 1 LOB: 1 BB: 1 P: 21	R: 0 E: 0 K: 1 S: 8	H: 0 LOB: 0 BB: 0 P: 12	1B: 7 2B: 0 3B: 1 HR: 3	SF: 0 SAC: 0 DP: 1 HBP: 0	WP: 1 PB: 0 SB: 0 CS: 0	PA: 45
PITCHER	IP 7.0	WLS 4	BF 28	H 8	R 4	ER 4	SO 2	BB 0	IBB 0	HBP 0	BLK 0	WP 1	HR 1	S 60	P 85	ERA 5.14	WHIP 1.143							
Gary Knotts, R ERA: 4.5 (1.1)																								
Jamie Walker, L ERA: 2.27 (8.1)	1.0	H	4	1	1	1	0	0	0	0	0	0	1	8	11	9.00	1.000							
Franklyn Gorman, R ERA: 3.0 (9.1)	0.0	B	2	1	2	2	0	1	0	0	0	0	1	4	11	∞	∞							
Esteban Yan, R ERA: 4.43 (9.1)	2.0		8	1	0	0	3	0	1	0	0	0	0	22	36	0.00	0.500							
Craig Dillingham, R ERA: 3.57 (11.1)	1.0	W	3	0	0	0	1	0	0	0	0	0	0	8	12	0.00	0.000							

Cleveland Indians @ Detroit Tigers
Comerica Park, Detroit, MI
Tue Jun 29 2004, 7:05 PM EDT
Att: 30,457 - Cloudy - 80 F

AB 43
R 7
H 11
RBI 7
BB 2
SO 6
LOB 10



Batter	1	2	3	4	5	6	7	8	9	10	11	AB	R	H	RBI	BB	SO	LOB	BOTTOM							
20 Omar Infante, R OBP: 0.346, SLG: 0.481 (1.4)	K	K		G1-3			FC4-6 1B	FC3-2 BB		F8		5	0	1	0	1	2	3								
Bobby Higginson, L OBP: 0.376, SLG: 0.393 (1.9)	HR		G1-3 1B	K			L6	FC3-2		P3		6	1	2	1	0	1	5								
Ivan Rodriguez, R OBP: 0.416, SLG: 0.562 (1.2)	1B 2B		G1-3				FC4-6 1B	F9			HR BB	5	3	3	0	1	0	4								
Dmitri Young, S OBP: 0.362, SLG: 0.432 (1.3)			P5				FC4-6 FC6-4	F7			HR	6	1	2	3	0	1	3								
Rondell White, R OBP: 0.351, SLG: 0.465 (1.7)	G6-3		G6-3		K		FC6-4	F8				5	0	0	0	0	1	3								
9 Carlos Guillen, S OBP: 0.381, SLG: 0.556 (1.6)		F8			1B HR			2B			1B	4	2	3	0	1	0	0								
Carlos Pena, L OBP: 0.313, SLG: 0.442 (1.10)		1B BB		K		CS	F7	2B FC3-2 BB		L9		3	0	0	0	2	1	2								
Craig Monroe, R OBP: 0.321, SLG: 0.366 (1.8)					HR 1B		G4-3				SH1-3 BB	4	1	2	0	1	1	2								
Eric Munson, L OBP: 0.311, SLG: 0.482 (1.5)					HR		K			SH1-3		4	1	2	4	0	2	2								
Inning Stats	R: 2 E: 0 K: 1 S: 10	H: 3 LOB: 0 BB: 0 P: 14	R: 0 E: 0 K: 2 S: 16	H: 1 LOB: 2 BB: 1 P: 25	R: 0 E: 0 K: 0 S: 5	H: 1 LOB: 1 BB: 0 P: 7	R: 3 E: 0 K: 2 S: 14	H: 2 LOB: 1 BB: 1 P: 26	R: 1 E: 0 K: 2 S: 10	H: 2 LOB: 0 BB: 0 P: 12	R: 0 E: 0 K: 1 S: 11	H: 0 LOB: 0 BB: 0 P: 15	R: 0 E: 0 K: 0 S: 10	H: 2 LOB: 2 BB: 0 P: 15	R: 1 E: 0 K: 1 S: 14	H: 2 LOB: 3 BB: 2 P: 26	R: 0 E: 0 K: 0 S: 9	H: 1 LOB: 1 BB: 0 P: 15	R: 0 E: 0 K: 0 S: 4	H: 0 LOB: 1 BB: 1 P: 8	R: 2 E: 0 K: 0 S: 3	H: 1 LOB: 0 BB: 0 P: 7	1B: 8 2B: 3 3B: 1 HR: 3	SF: 0 SAC: 1 DP: 0 HBP: 0	WP: 0 PB: 1 SB: 0 CS: 1	PA: 50
PITCHER	IP 6.0	WLS 3	BF 27	H 9	R 6	ER 6	SO 8	BB 2	IBB 0	HBP 0	BLK 0	WP 0	HR 2	S 66	P 99	ERA 9.00	WHIP 1.833									
37 Jake Westbrook, R ERA: 3.17 (1.1)																										
Bob Howry, R ERA: 3.15 (7.1)	1.0		5	2	0	0	0	0	0	0	0	0	0	10	15	0.00	2.000									
Rick White, R ERA: 3.15 (8.1)	0.2		6	2	1	1	1	2	0	0	0	0	0	10	20	13.50	6.000									
59 Matt Miller, R ERA: 2.41 (8.1)	0.1		1	0	0	0	0	0	0	0	0	0	0	4	6	0.00	0.000									
David Riske, R ERA: 4.42 (9.1)	2.0		8	1	0	0	0	1	0	0	0	0	0	13	23	0.00	1.000									

Cleveland Indians @ Detroit Tigers
Comerica Park, Detroit, MI
Tue Jun 29 2004, 7:05 PM EDT
Att: 30,457 - Cloudy - 80 F


AB 42
R 9
H 15
RBI 8
BB 6
SO 9
LOB 24



Batter	1	2	3	4	5	6	7	8	9	AB	R	H	RBI	BB	SO	LOB	TOP				
Ronnie Belliard, R (1, 4) OBP: 0.386, SLG: 0.431	G5-3		1B			K		F8		5	1	2	0	0	1	2					
Omar Vizquel, S (1, 6) John McDonald, R (9, PH) OBP: 0.344, SLG: 0.369 OBP: 0.286, SLG: 0.267	P4		BB				G4-6-3		L4	3	1	1	0	1	1	1					
Matt Lawton, L (1, 7) OBP: 0.392, SLG: 0.470	1B		1B				G4-6-3		K	5	1	2	1	0	2	2					
Casey Blake, R (1, 5) OBP: 0.364, SLG: 0.477	F8		1B				G6-3			3	0	0	0	2	0	1					
Lou Merloni, R (1, 3) OBP: 0.341, SLG: 0.395	G5-3		1B			K		SF7	P6	5	1	2	2	0	1	1					
48 Travis Hafner, L (1, 10) OBP: 0.405, SLG: 0.527	1B		1B				F9		L6	4	0	1	0	0	1	3					
Mark Little, R (1, 9) (6, 8)	K		K				P3		SF7	3	0	0	1	0	2	3					
Coco Crisp, S (1, 8) Jody Gerut, L (6, 9) OBP: 0.311, SLG: 0.393 OBP: 0.349, SLG: 0.410	1B		FC5				G1-6-3		1B	2	0	0	0	1	0	2					
Tim Laker, R (1, 2) OBP: 0.274, SLG: 0.318	K						L9		1B	3	0	1	1	1	1	2					
Inning Stats	R: 0 E: 0 K: 0 S: 6	H: 1 LOB: 1 BB: 0 P: 10	R: 0 E: 0 K: 2 S: 13	H: 1 LOB: 2 BB: 1 P: 22	R: 3 E: 0 K: 2 S: 17	H: 4 LOB: 2 BB: 1 P: 28	R: 0 E: 0 K: 2 S: 11	H: 1 LOB: 1 BB: 0 P: 13	R: 0 E: 0 K: 1 S: 5	H: 0 LOB: 0 BB: 0 P: 8	R: 0 E: 0 K: 1 S: 8	H: 0 LOB: 1 BB: 1 P: 17	R: 0 E: 0 K: 0 S: 4	H: 0 LOB: 0 BB: 1 P: 11	R: 2 E: 0 K: 0 S: 10	H: 3 LOB: 1 BB: 0 P: 18	R: 0 E: 0 K: 1 S: 10	H: 0 LOB: 1 BB: 1 P: 16	1B: 9 2B: 0 3B: 1 HR: 0	SF: 1 SAC: 0 DP: 1 HBP: 0	WP: 0 PA: 41 PB: 0 SB: 1 CS: 0
PITCHER	IP	WLS	BF	H	R	ER	SO	BB	IBB	HBP	BLK	WP	HR	S	P	ERA	WHIP				
29 Nate Robertson, L (1, 1) ERA: 3.82	7.0	W	31	7	3	3	8	4	0	0	0	0	0	64	109	3.86	1.571				
Jamie Walker, L (8, 1)	1.0		6	3	2	2	0	0	0	0	0	0	0	10	18	18.00	3.000				
Ugueth Urbina, R (9, 1) ERA: 4.34	1.0		4	0	0	0	1	1	0	0	0	0	0	10	16	0.00	1.000				

Cleveland Indians @ Detroit Tigers
Comerica Park, Detroit, MI
Wed Jun 30 2004, 7:05 PM EDT
Att: 27,665 - Sunny - 83 F


AB 35
R 5
H 10
RBI 5
BB 5
SO 9
LOB 17



Batter	1	2	3	4	5	6	7	8	9	AB	R	H	RBI	BB	SO	LOB	BOTTOM				
20 Omar Infante, R (1, 4) OBP: 0.347, SLG: 0.479	G4-3		1B			FC2-5		G5-3		5	1	2	1	0	0	3					
Bobby Higginson, L (1, 9) OBP: 0.379, SLG: 0.394	F9		1B				P4		HBP	4	1	2	1	1	0	2					
Ivan Rodriguez, R (1, 2) Mike DiFelice, R (9, 2) OBP: 0.250, SLG: 0.250	1B		1B				F9		FC5-2	4	2	3	2	1	0	2					
Dmitri Young, S (1, 10) OBP: 0.364, SLG: 0.459	F8		HR				F7		F7	4	2	1	1	0	0	4					
Rondell White, R (1, 7) 33 Marcus Thames, R (8, 7) OBP: 0.346, SLG: 0.458 OBP: 0.059, SLG: 0.116	G5-3		K				P4		FC5-2	4	0	0	0	0	2	1					
9 Carlos Guillen, S (1, 6) Jason Smith, L (9, 6) OBP: 0.391, SLG: 0.561 OBP: 0.414, SLG: 0.667	G5-3		1B				PO		1B	3	2	3	3	2	0	0					
Carlos Pena, L (1, 3) OBP: 0.318, SLG: 0.457	G5-3		P6				PO		1B	4	2	2	3	1	0	2					
Craig Monroe, R (1, 8) OBP: 0.322, SLG: 0.367	F7		F7				F7		F8	5	0	2	0	0	0	4					
Eric Munson, L (1, 5) OBP: 0.314, SLG: 0.479	G4-3		1B				FC2-5		K	5	1	2	1	0	2	3					
Inning Stats	R: 0 E: 0 K: 0 S: 7	H: 1 LOB: 1 BB: 0 P: 9	R: 0 E: 0 K: 0 S: 6	H: 0 LOB: 1 BB: 1 P: 12	R: 3 E: 0 K: 1 S: 13	H: 4 LOB: 0 BB: 0 P: 19	R: 1 E: 0 K: 0 S: 11	H: 3 LOB: 2 BB: 0 P: 14	R: 1 E: 0 K: 0 S: 9	H: 1 LOB: 0 BB: 1 P: 17	R: 2 E: 0 K: 0 S: 18	H: 3 LOB: 2 BB: 1 P: 27	R: 2 E: 0 K: 2 S: 20	H: 2 LOB: 1 BB: 1 P: 30	R: 3 E: 0 K: 1 S: 18	H: 3 LOB: 2 BB: 1 P: 29	1B: 14 2B: 1 3B: 0 HR: 2	SF: 0 SAC: 0 DP: 0 HBP: 1	WP: 0 PA: 46 PB: 0 SB: 2 CS: 0		
PITCHER	IP	WLS	BF	H	R	ER	SO	BB	IBB	HBP	BLK	WP	HR	S	P	ERA	WHIP				
Jason Davis, R (1, 1) ERA: 5.98	5.1	L	29	12	7	7	1	3	0	0	0	0	0	58	90	11.81	2.812				
Bob Howry, R (6, 1)	0.2		2	0	0	0	0	0	0	0	0	0	0	6	8	0.00	0.000				
Jose Jimenez, R (7, 1) ERA: 9.46	1.1		11	4	5	5	2	2	0	1	0	0	1	31	49	33.75	4.500				
Rick White, R (8, 1) ERA: 3.13	0.2		3	1	0	0	1	0	0	0	0	0	0	7	10	0.00	1.500				

Cleveland Indians @ Detroit Tigers
Comerica Park, Detroit, MI
Wed Jun 30 2004, 7:05 PM EDT
Att: 27,665 - Sunny - 83 F

AB 39
R 12
H 17
RBI 12
BB 5
SO 4
LOB 24



Batter	1	2	3	4	5	6	7	8	9	10	AB	R	H	RBI	BB	SO	LOB	TOP										
Matt Lawton, L OBP: 0.389, SLG: 0.476 (1, 7)	F8		HR		F8		P4		G3-1		5	1	1	3	0	0	0	Cleveland Indians @ Detroit Tigers Comerica Park, Detroit, MI Thu Jul 01 2004, 1:05 PM EDT Att. 25,159 - Sunny - 81 F										
Omar Vizquel, S OBP: 0.342, SLG: 0.366 (1, 6)	P6		G4-3		P5		G4-3		G4-3 48 FC4-6 1B		5	0	1	0	0	0	0											
48 Travis Hafner, L OBP: 0.405, SLG: 0.526 (1, 10)			P6			2B	K		FC4-6 1-2		4	1	1	0	1	1	1											
41 Victor Martinez, S OBP: 0.367, SLG: 0.529 (1, 2)	K		G6-3			P6		G6-3		F8	5	0	0	0	0	1	2											
Jody Gerut, L OBP: 0.355, SLG: 0.433 (1, 9)		K				1B	SF8	2B		HR	5	2	4	2	0	1	0											
Casey Blake, R OBP: 0.365, SLG: 0.474 (1, 5)		G5-3			F8					K	4	1	1	0	1	1	1											
Ben Broussard, L OBP: 0.350, SLG: 0.392 (1, 3)		K2-3			F9		SF8		K2-3	F8	4	0	0	1	0	2	3											
Ronnie Belliard, R OBP: 0.387, SLG: 0.431 (1, 4)			1B	HR	L4			F7			4	1	2	1	0	0	3											
Coco Crisp, S OBP: 0.310, SLG: 0.390 (1, 8)			1B	HR		F7		F7		F9	4	1	1	0	0	0	1											
Inning Stats	R: 0 E: 0 K: 1 S: 13	H: 0 LOB: 1 BB: 1 P: 20	R: 0 E: 0 K: 2 S: 10	H: 0 LOB: 0 BB: 0 P: 13	R: 3 E: 0 K: 0 S: 12	H: 3 LOB: 0 BB: 0 P: 20	R: 0 E: 0 K: 0 S: 6	H: 1 LOB: 1 BB: 0 P: 10	R: 0 E: 0 K: 0 S: 8	H: 0 LOB: 0 BB: 0 P: 16	R: 3 E: 0 K: 0 S: 8	H: 4 LOB: 1 BB: 0 P: 15	R: 0 E: 0 K: 1 S: 8	H: 0 LOB: 0 BB: 0 P: 11	R: 0 E: 0 K: 1 S: 11	H: 1 LOB: 2 BB: 1 P: 23	R: 0 E: 0 K: 0 S: 7		H: 1 LOB: 0 BB: 0 P: 11	R: 1 E: 0 K: 1 S: 10	H: 1 LOB: 0 BB: 0 P: 17	1B: 6 2B: 3 3B: 0 HR: 2	SF: 1 SAC: 0 DP: 0 HBP: 0	WP: 0 PB: 0 SB: 3 CS: 0	PA: 43			
PITCHER	IP	WLS	BF	H	R	ER	SO	BB	IBB	HBP	BLK	WP	HR	S	P	ERA	WHIP											
Jason Johnson, R ERA: 4.88 (1, 1)	7.1		33	9	6	6	4	2	0	0	0	0	0	1	70	117	7.36	1.500										
Steve Colyer, L ERA: 6.95 (8, 1)	0.1		1	0	0	0	1	0	0	0	0	0	0	3	6	0.00	0.000											
Esteban Yan, R ERA: 4.3 (8, 1)	1.1		5	1	0	0	0	0	0	0	0	0	0	10	16	0.00	0.750											
Ugueth Urbina, R ERA: 4.5 (10, 1)	1.0	L	4	1	1	1	1	0	0	0	0	0	0	1	10	17	9.00	1.000										

Batter	1	2	3	4	5	6	7	8	9	10	AB	R	H	RBI	BB	SO	LOB	BOTTOM										
20 Omar Infante, R OBP: 0.354, SLG: 0.482 (1, 4)	P4		2B		1B	HR	1B		G6-3		5	2	3	0	0	0	0	Cleveland Indians @ Detroit Tigers Comerica Park, Detroit, MI Thu Jul 01 2004, 1:05 PM EDT Att. 25,159 - Sunny - 81 F										
Bobby Higginson, L OBP: 0.387, SLG: 0.422 (1, 9)	G4-3		HBP		2B	HR	1B		HR		5	2	4	2	0	0	0											
Ivan Rodriguez, R OBP: 0.426, SLG: 0.577 (1, 2)	2B		HBP		IBB	HR	BB		L7		3	1	2	0	2	0	2											
Dmitri Young, S OBP: 0.375, SLG: 0.489 (1, 10)	L6		HBP		HBP	HR	BB		K		3	1	1	4	1	1	3											
9 Carlos Guillen, S OBP: 0.395, SLG: 0.551 (1, 6)		P4	K			K		G3-1		K	5	0	0	0	0	3	7											
Craig Monroe, R OBP: 0.316, SLG: 0.359 (1, 8)		K			F8		P5		K	P6	5	0	0	0	0	2	2											
Carlos Pena, L OBP: 0.320, SLG: 0.453 (1, 3)		K			G4-3			G4-3		G6-4-3 BB	4	0	1	0	1	1	0											
33 Marcus Thames, R OBP: 0.050, SLG: 0.100 Rondell White, R OBP: 0.343, SLG: 0.455 (8, PH) (9, 7)			K		P4			P3		K	3	0	0	0	0	1	0											
Eric Munson, L OBP: 0.306, SLG: 0.466 (1, 5)		F8			G3		G4-3		K		5	0	0	0	0	2	1											
Inning Stats	R: 0 E: 0 K: 0 S: 11	H: 1 LOB: 1 BB: 0 P: 17	R: 0 E: 0 K: 2 S: 8	H: 0 LOB: 0 BB: 0 P: 11	R: 1 E: 0 K: 2 S: 19	H: 2 LOB: 3 BB: 1 P: 31	R: 0 E: 0 K: 0 S: 6	H: 0 LOB: 0 BB: 0 P: 9	R: 4 E: 0 K: 1 S: 15	H: 3 LOB: 0 BB: 1 P: 26	R: 0 E: 0 K: 0 S: 7	H: 0 LOB: 0 BB: 0 P: 8	R: 0 E: 0 K: 1 S: 14	H: 2 LOB: 2 BB: 0 P: 18	R: 0 E: 0 K: 3 S: 14	H: 1 LOB: 1 BB: 0 P: 20	R: 1 E: 0 K: 1 S: 12		H: 2 LOB: 2 BB: 1 P: 21	R: 0 E: 0 K: 1 S: 8	H: 0 LOB: 0 BB: 0 P: 15	1B: 6 2B: 3 3B: 0 HR: 2	SF: 0 SAC: 0 DP: 1 HBP: 1	WP: 0 PB: 0 SB: 0 CS: 0	PA: 45			
PITCHER	IP	WLS	BF	H	R	ER	SO	BB	IBB	HBP	BLK	WP	HR	S	P	ERA	WHIP											
31 Cliff Lee, L ERA: 4.13 (1, 1)	5.0		24	6	5	5	5	1	1	1	0	0	0	1	59	94	9.00	1.400										
Jerome Robertson, L ERA: 5.4 (8, 1)	1.0	H	5	2	0	0	0	0	0	0	0	0	0	13	15	0.00	2.000											
59 Matt Miller, R ERA: 2.21 (7, 1)	1.2	H	6	1	0	0	3	0	0	0	0	0	0	19	25	0.00	0.600											
David Riske, R ERA: 4.5 (8, 1)	1.1	W	7	2	1	1	2	0	1	0	0	0	0	1	15	27	6.75	1.500										
Rick White, R ERA: 3.05 (10, 1)	1.0	S	3	0	0	0	1	1	0	0	0	0	0	8	15	0.00	1.000											

AB	40
R	7
H	11
RBI	7
BB	2
SO	6
LOB	11



AB	40
R	6
H	11
RBI	6
BB	4
SO	11
LOB	17



Batter	1	2	3	4	5	6	7	8	9	AB	R	H	RBI	BB	SO	LOB	TOP										
Matt Lawton, L OBP: 0.384, SLG: 0.476 (1, 7)	G4-3		G4-3		F8		HR		G4-3	5	1	1	1	0	0	1	Cleveland Indians @ Cincinnati Reds Great American Ball Park, Cincinnati, OH Sat Jul 03 2004, 7:10 PM EDT Att: 38,708 - Cloudy - 86 F										
Omar Vizquel, S OBP: 0.345, SLG: 0.378 (1, 6)	1B		P5		3B		F8			4	0	2	1	0	0	0											
48 Travis Hafner, L OBP: 0.403, SLG: 0.520 (1, 3)	F8		K		BB		F7			3	0	0	0	1	1	1											
41 Victor Martinez, S OBP: 0.366, SLG: 0.538 (1, 2)	K				G3				K	4	0	1	0	0	2	3											
Jody Gerut, L OBP: 0.355, SLG: 0.430 (1, 9)		K			L7				P5	4	0	1	0	0	1	0											
Casey Blake, R OBP: 0.367, SLG: 0.480 (1, 5)		K			1B		K		FC6-4	3	0	1	0	1	2	1											
Coco Crisp, S OBP: 0.316, SLG: 0.408 (1, 8)		1B			G3		K		FC6-4	4	0	1	0	0	1	3											
Ronnie Belliard, R OBP: 0.391, SLG: 0.444 (1, 4)		FC6-4			P3		F9		F8	3	0	0	0	1	0	1											
Scott Elarton, R OBP: 0.308, SLG: 0.250 (7, PH) Lou Merloni, R OBP: 0.249, SLG: 0.403 (7, 1) Rick White, R OBP: 0.345, SLG: 0.403 (7, 1) Jerome Robertson, L OBP: 0.361, SLG: 0.411 (8, 1) 59 Matt Miller, R OBP: 0.345, SLG: 0.395 (8, 1) Ben Broussard, L OBP: 0.345, SLG: 0.395 (8, PH)		FC6-4			G5-3				L5	2	1	1	0	0	0	2											
Inning Stats	R: 0 E: 0 K: 1 S: 12	H: 1 LOB: 1 BB: 0 P: 18	R: 0 E: 0 K: 2 S: 10	H: 1 LOB: 2 BB: 1 P: 19	R: 0 E: 0 K: 1 S: 9	H: 0 LOB: 0 BB: 0 P: 14	R: 0 E: 0 K: 0 S: 7	H: 2 LOB: 1 BB: 0 P: 12	R: 1 E: 0 K: 0 S: 11	H: 2 LOB: 2 BB: 1 P: 22	R: 0 E: 0 K: 2 S: 10	H: 1 LOB: 1 BB: 0 P: 12	R: 1 E: 0 K: 0 S: 15	H: 1 LOB: 0 BB: 0 P: 22	R: 0 E: 0 K: 1 S: 16	H: 0 LOB: 1 BB: 0 P: 22		R: 0 E: 0 K: 0 S: 6	H: 0 LOB: 0 BB: 0 P: 11	1B: 4 2B: 2 3B: 1 HR: 1	SF: 0 SAC: 0 DP: 0 HBP: 0	WP: 0 PB: 0 SB: 1 CS: 0	PA: 37				
PITCHER	IP	WLS	BF	H	R	ER	SO	BB	IBB	HBP	BLK	WP	HR	S	P	ERA	WHIP										
Paul Wilson, R ERA: 3.63 (1, 1)	6.2	W	29	8	2	2	6	1	1	0	0	0	1	70	113	2.70	1.350										
Gabe White, L ERA: 6.35 (7, 1)	0.1	H	1	0	0	0	0	0	0	0	0	0	0	4	6	0.00	0.000										
Todd Jones, R ERA: 3.38 (8, 1)	1.0	H	4	0	0	0	1	1	0	0	0	0	0	16	22	0.00	1.000										
Danny Graves, R ERA: 3.02 (9, 1)	1.0	S	3	0	0	0	0	0	0	0	0	0	0	6	11	0.00	0.000										

Batter	1	2	3	4	5	6	7	8	9	AB	R	H	RBI	BB	SO	LOB	BOTTOM										
6 Ryan Freel, R OBP: 0.369, SLG: 0.344 (1, 8)	P3						G6-3			4	0	2	1	0	0	1	Cleveland Indians @ Cincinnati Reds Great American Ball Park, Cincinnati, OH Sat Jul 03 2004, 7:10 PM EDT Att: 38,708 - Cloudy - 86 F										
Barry Larkin, R OBP: 0.346, SLG: 0.411 (1, 6)	HR						F9			4	1	0	0	0	0	2											
D'Angelo Jimenez, S OBP: 0.362, SLG: 0.390 (1, 4)	HR						F8		L8	4	1	1	2	0	0	1											
Adam Dunn, L OBP: 0.414, SLG: 0.592 (1, 7)	1B						P6		F8	3	1	0	0	1	1	0											
Wily Mo Peña, R OBP: 0.324, SLG: 0.474 (1, 9)	1B						P4			4	0	2	0	0	0	0											
Jason LaRue, R OBP: 0.320, SLG: 0.401 (1, 2)	1B						P4		K	4	0	1	1	0	1	1											
Javier Valentin, S OBP: 0.212, SLG: 0.288 (1, 3)	F7						K			2	1	0	0	1	1	2											
Juan Castro, R OBP: 0.338, SLG: 0.439 (1, 5)	K						F8			3	0	1	0	0	1	3											
Paul Wilson, R OBP: 0.200, SLG: 0.179 (1, 1) Gabe White, L ERA: 8.14 (7, 1) Jacob Cruz, L OBP: 0.361, SLG: 0.411 (7, PH) Todd Jones, L OBP: 0.361, SLG: 0.411 (8, 1) Danny Graves, R ERA: 2.18 (9, 1)		K					SH1-4		L8	1	0	0	0	0	1	0											
Inning Stats	R: 3 E: 1 K: 1 S: 23	H: 3 LOB: 2 BB: 1 P: 37	R: 0 E: 0 K: 1 S: 10	H: 1 LOB: 1 BB: 0 P: 12	R: 0 E: 0 K: 1 S: 11	H: 0 LOB: 0 BB: 0 P: 16	R: 1 E: 0 K: 0 S: 10	H: 1 LOB: 1 BB: 1 P: 19	R: 0 E: 0 K: 0 S: 14	H: 0 LOB: 0 BB: 0 P: 19	R: 0 E: 0 K: 0 S: 10	H: 1 LOB: 1 BB: 0 P: 12	R: 0 E: 0 K: 1 S: 10	H: 1 LOB: 1 BB: 0 P: 17	1B: 5 2B: 1 3B: 0 HR: 1	SF: 0 SAC: 1 DP: 0 HBP: 0		WP: 0 PB: 0 SB: 1 CS: 0	PA: 33								
PITCHER	IP	WLS	BF	H	R	ER	SO	BB	IBB	HBP	BLK	WP	HR	S	P	ERA	WHIP										
Scott Elarton, R ERA: 8.14 (1, 1)	6.0	L	25	5	4	3	4	2	0	0	0	0	0	10	12	0.00	1.000										
Rick White, R ERA: 2.97 (7, 1)	1.0		4	1	0	0	0	0	0	0	0	0	0	5	10	0.00	0.000										
Jerome Robertson, L ERA: 5.0 (8, 1)	0.2		2	0	0	0	0	0	0	0	0	0	0	5	7	0.00	3.000										
59 Matt Miller, R ERA: 2.18 (8, 1)	0.1		2	1	0	0	1	0	0	0	0	0	0	5	7	0.00	3.000										

Batter	1	2	3	4	5	6	7	8	9	AB	R	H	RBI	BB	SO	LOB	TOP			
Eric Young Sr. R (1.7) OBP: 0.397, SLG: 0.372	F9		P3			G6-3		L6		4	0	0	0	0	0	0	Texas Rangers @ Cleveland Indians Jacobs Field, Cleveland, OH Tue Jul 06 2004, 7:05 PM EDT Att: 16,796 - Cloudy - 87 F			
10 Michael Young R (1.10) OBP: 0.375, SLG: 0.504	CS BB			G5-4-3 1B		F9		1B		3	0	2	0	1	0					
Alfonso Soriano R (1.4) OBP: 0.330, SLG: 0.457	K			G5-4-3 1-2		K		K		4	0	0	0	0	3					
23 Mark Teixeira S (1.3) OBP: 0.377, SLG: 0.552		2B					HR	F8		3	1	2	1	1	0					
Kevin Mench R (1.9) OBP: 0.317, SLG: 0.507	P2			L5		F9		2B		4	0	1	0	0	2					
9 Hank Blalock L (1.5) OBP: 0.377, SLG: 0.587	K				G6-3	BB 1B		K		4	0	1	0	0	2					
Gary Matthews S (1.8) OBP: 0.347, SLG: 0.431	K				L5	F9		K		4	0	0	0	0	2					
Rod Barajas R (1.2) OBP: 0.287, SLG: 0.550 Danny Ardoin R (5.2)			F9			HBP		F7		1	0	0	0	0	0					
Manny Alexander R (1.6)			K		G4-3					3	0	0	0	0	2					
Inning Stats	R: 0 E: 0 K: 1 S: 10	H: 0 LOB: 1 BB: 1 P: 18	R: 0 E: 0 K: 2 S: 15	H: 1 LOB: 1 BB: 0 P: 19	R: 0 E: 0 K: 1 S: 10	H: 0 LOB: 0 BB: 0 P: 17	R: 0 E: 0 K: 0 S: 9	H: 1 LOB: 1 BB: 1 P: 15	R: 0 E: 0 K: 1 S: 8	H: 0 LOB: 1 BB: 0 P: 14	R: 0 E: 0 K: 1 S: 8	H: 0 LOB: 1 BB: 0 P: 11	R: 1 E: 0 K: 1 S: 11	H: 2 LOB: 2 BB: 1 P: 19	R: 0 E: 0 K: 2 S: 17	H: 1 LOB: 1 BB: 0 P: 23		1B: 3 2B: 3 3B: 0 HR: 1	SF: 0 SAC: 0 DP: 2 HBP: 1	WP: 0 PB: 0 SB: 0 CS: 1
PITCHER	IP	WLS	BF	H	R	ER	SO	BB	IBB	HBP	BLK	WP	HR	S	P	ERA	WHIP			
31 Cliff Lee, L (1.1) ERA: 3.95	6.2	W	25	4	1	1	5	2	0	1	0	0	1	66	103	1.35	0.900			
59 Matt Miller, R (7.1) ERA: 2.57	0.1	H	2	0	0	0	1	1	0	0	0	0	0	5	10	0.00	3.000			
Bob Wickman, R (8.1) ERA:	1.0	H	4	1	0	0	1	0	0	0	0	0	0	8	10	0.00	1.000			
David Riske, R (9.1) ERA: 4.22	1.0	S	4	1	0	0	2	0	0	0	0	0	0	17	23	0.00	1.000			

Batter	1	2	3	4	5	6	7	8	9	AB	R	H	RBI	BB	SO	LOB	BOTTOM			
Ronnie Belliard R (1.4) OBP: 0.384, SLG: 0.436	G6-3		F9 BB	1B		K		FC6-4		4	0	1	2	1	1	1	Texas Rangers @ Cleveland Indians Jacobs Field, Cleveland, OH Tue Jul 06 2004, 7:05 PM EDT Att: 16,796 - Cloudy - 87 F			
Omar Vizquel S (1.6) OBP: 0.356, SLG: 0.385	CS BB		BB	G3		S 1B		G5-3		3	0	1	0	2	0					
Matt Lawton L (1.7) OBP: 0.375, SLG: 0.474	L4		F9		L8	F9				4	0	0	0	0	4					
41 Victor Martinez S (1.2) OBP: 0.365, SLG: 0.528		G4-3 48 FC6-4 BB	P6		G3		G4-3			3	1	0	0	1	0					
Casey Blake R (1.5) OBP: 0.365, SLG: 0.474		G4-3		48 1B BB	2B 1B		F8			3	1	1	0	1	0					
Lou Merten R (1.3) OBP: 0.364, SLG: 0.437 Ben Broussard L (8.3) OBP: 0.346, SLG: 0.391		48 FC6-4 BB		K			48 2B 1B			3	1	2	0	1	1					
48 Travis Hafner L (1.10) OBP: 0.412, SLG: 0.525		FC6-4		48 1B 1B	IBB		E6			3	1	2	2	1	0					
Coco Crisp S (1.8) OBP: 0.311, SLG: 0.399		FC6-4		1B BB	L9		G5-3			3	0	0	0	1	0					
Mark Little R (1.9) Jody Gerut L (4. PH) OBP: 0.354, SLG: 0.426			K		F9		G6-3		FC6-4 BB	1	0	0	0	0	1					
Inning Stats	R: 0 E: 0 K: 0 S: 7	H: 0 LOB: 1 BB: 1 P: 15	R: 1 E: 0 K: 0 S: 13	H: 0 LOB: 1 BB: 2 P: 26	R: 0 E: 0 K: 1 S: 8	H: 0 LOB: 2 BB: 2 P: 19	R: 2 E: 0 K: 1 S: 13	H: 2 LOB: 2 BB: 2 P: 28	R: 0 E: 0 K: 0 S: 11	H: 2 LOB: 3 BB: 1 P: 18	R: 0 E: 0 K: 1 S: 13	H: 1 LOB: 1 BB: 0 P: 19	R: 1 E: 1 K: 0 S: 6	H: 2 LOB: 1 BB: 0 P: 7	R: 0 E: 0 K: 0 S: 11	H: 0 LOB: 1 BB: 1 P: 20		1B: 5 2B: 2 3B: 0 HR: 0	SF: 0 SAC: 0 DP: 0 HBP: 0	WP: 1 PB: 0 SB: 1 CS: 1
PITCHER	IP	WLS	BF	H	R	ER	SO	BB	IBB	HBP	BLK	WP	HR	S	P	ERA	WHIP			
Nick Bierbrodt, L (1.1) ERA: 5.82	3.1	L	17	5	3	3	2	7	0	0	0	0	0	34	79	8.10	2.400			
John Waddell, R (4.1) ERA: 6.75	3.1		16	5	1	1	1	0	1	0	0	0	0	35	51	2.70	1.500			
Brian Shouse, L (7.1) ERA: 1.72	0.2		3	1	0	0	0	1	0	0	0	0	0	4	9	0.00	3.000			
Doug Brocail, R (8.1) ERA: 7.79	0.2		2	0	0	0	0	0	0	0	0	0	0	9	13	0.00	0.000			

Batter	1	2	3	4	5	6	7	8	9	AB	R	H	RBI	BB	SO	LOB	TOP										
21 Mark Kotsay, L OBP: 0.369, SLG: 0.411	4-1 HBP 3 1B BB	0-0 2-H 3-H 1B			4-1 L5-4 3 BB BB		0-1 2B 1B	4-1 FC5-4 BB		2	1	2	2	3	0	0	Oakland Athletics @ Cleveland Indians Jacobs Field, Cleveland, OH Fri Jul 09, 2004, 7:05 PM EDT Att: 24,325 - Cloudy - 71 F										
Eric Byrnes, R OBP: 0.346, SLG: 0.484	3-1 SAFE 3 1B HBP	0-2 G1-3			1-2 K		2-0 2B	1-1 FC5-4		4	0	1	0	0	1	5											
3 Eric Chavez, L OBP: 0.381, SLG: 0.484	2-0 G4-6-3 1B		0-1 G5-3 SF8 2B		4-1 BB		4-0 IBB		0-0 G6-3	3	1	2	1	2	0	0											
Jermaine Dye, R OBP: 0.339, SLG: 0.508	1-3 K		2-0 G5-3		3-2 L5-4		0-2 F9		1-3 K	5	0	0	0	0	2	8											
Scott Hatteberg, L OBP: 0.382, SLG: 0.474	2-1 G4-6-3		2-2 SF8			2-2 G3-1 2B	3-3 K		4-0 BB	3	0	1	1	1	1	5											
Erubiel Durazo, L OBP: 0.384, SLG: 0.490		3-1 G4-3	0-1 P5			1-0 G3-1		4-1 1B 17 S BB	1-2 G3	4	0	0	0	1	0	2											
7 Bobby Crosby, R OBP: 0.327, SLG: 0.461		2-1 G5-3		1-0 G5-3		3-2 G6-3		1-2 F9		4	0	0	0	0	0	2											
17 Adam Melhuse, S OBP: 0.311, SLG: 0.423		0-0 2B 21 1B 1B		0-0 G6-3		0-2 G4-3		3-1 P5	1-2 1B	4	1	1	0	0	0	2											
Marco Scutaro, R OBP: 0.297, SLG: 0.371		2-1 2B 21 1B 2B		1-2 G5-3			3-2 G5-3	0-0 2B 21 BB 1B		4	1	2	0	0	0	0											
Inning Stats	R: 1 E: 0 K: 1 S: 8	H: 1 LOB: 1 BB: 1 P: 20	R: 2 E: 0 K: 0 S: 11	H: 3 LOB: 1 BB: 0 P: 18	R: 1 E: 0 K: 0 S: 8	H: 1 LOB: 0 BB: 0 P: 12	R: 0 E: 0 K: 0 S: 6	H: 0 LOB: 0 BB: 0 P: 8	R: 0 E: 0 K: 1 S: 11	H: 1 LOB: 1 BB: 0 P: 17	R: 0 E: 0 K: 1 S: 13	H: 2 LOB: 3 BB: 1 P: 25	R: 0 E: 0 K: 1 S: 10	H: 1 LOB: 3 BB: 2 P: 23	R: 0 E: 0 K: 1 S: 7	H: 0 LOB: 1 BB: 1 P: 13	1B: 5 2B: 5 3B: 0 HR: 0	SF: 1 SAC: 0 DP: 2 HBP: 1	WP: 0 PB: 0 SB: 1 CS: 0	PA: 42							
PITCHER	IP	WLS	BF	H	R	ER	SO	BB	IBB	HBP	BLK	WP	HR	S	P	ERA	WHIP										
37 Jake Westbrook, R ERA: 3.21	6.1		30	8	4	4	2	3	1	1	0	0	0	62	114	5.68	1.737										
59 Matt Miller, R ERA: 2.53	0.1	1	0	0	0	0	0	0	0	0	0	0	0	3	3	0.00	0.000										
Cliff Bartosh, L ERA: 6.75	0.1	1	0	0	0	1	0	0	0	0	0	0	0	3	6	0.00	0.000										
Bob Wickman, R ERA: 1.04	1.0	W	4	0	0	0	1	2	0	0	0	0	0	10	23	0.00	3.000										
Bob Howry, R ERA: 1.04	1.0	W	4	0	0	0	1	1	0	0	0	0	0	7	13	0.00	1.000										

Batter	1	2	3	4	5	6	7	8	9	AB	R	H	RBI	BB	SO	LOB	BOTTOM										
Matt Lawton, L OBP: 0.378, SLG: 0.481	2-1 G4-3		2-0 2B		4-1 1B 1-2 BB		1 SAFE 3-1 P6		4-1 48 2B 1B BB	3	1	1	0	2	0	1	Oakland Athletics @ Cleveland Indians Jacobs Field, Cleveland, OH Fri Jul 09, 2004, 7:05 PM EDT Att: 24,325 - Cloudy - 71 F										
Omar Vizquel, S OBP: 0.386, SLG: 0.394	4-2 S 48 G3-4-3 BB		1-2 G1-3		2-2 1-3 2-H 1B			2-2 E3 S 1B	1-2 48 1B 1B	4	2	2	1	1	0	1											
48 Travis Hafner, L OBP: 0.406, SLG: 0.517	1-0 G3-4-3		3-3 K		2-0 G5-3			2-3 K	0-1 1-3 2-H 1B 2B	5	1	1	1	0	2	5											
41 Victor Martinez, S OBP: 0.361, SLG: 0.511	4-1 BB			1-0 G5-3			0-1 G5-3	3-2 G5-3	4-0 1B IBB	3	0	0	0	2	0	1											
Casey Blake, R OBP: 0.359, SLG: 0.460	0-1 G1-3			0-2 G4-3			0-0 L7	4-2 1B BB BB	0-3 K	4	0	0	0	1	1	5											
Ben Broussard, L OBP: 0.346, SLG: 0.382		1-0 G3			2-1 G3			4-1 1B BB	0-0 1B	3	0	0	0	1	0	0											
John McDonald, R OBP: 0.269, SLG: 0.250							2-1 G6-3	1 SAFE 1-2 BB	1-2 2B 1B	0	0	0	0	0	0	0											
Lou Merloni, R OBP: 0.368, SLG: 0.441								1-2 1B BB	1-2 2-H 3-H 1B	1	0	1	2	0	0	0											
Ronnie Belliard, R OBP: 0.383, SLG: 0.433		0-1 G1-3			1-0 E6 FC6-4		1-1 F9	2-2 1B		4	0	1	1	0	0	0											
Jody Gerut, L OBP: 0.342, SLG: 0.410			2-3 K		1-1 FC6-4 BB 1B		0-0 G6-3	1-0 F9		4	1	0	0	0	1	4											
Mark Little, R OBP: 0.300, SLG: 0.384				0-1 B1-3			0-3 SAFE K	2-2 HBP		2	0	0	0	0	1	1											
Inning Stats	R: 0 E: 0 K: 0 S: 8	H: 0 LOB: 2 BB: 2 P: 19	R: 0 E: 0 K: 1 S: 6	H: 0 LOB: 0 BB: 0 P: 9	R: 0 E: 0 K: 0 S: 6	H: 0 LOB: 0 BB: 0 P: 9	R: 1 E: 1 K: 1 S: 11	H: 1 LOB: 2 BB: 1 P: 21	R: 0 E: 0 K: 0 S: 5	H: 0 LOB: 0 BB: 0 P: 7	R: 0 E: 0 K: 0 S: 7	H: 0 LOB: 1 BB: 0 P: 13	R: 1 E: 1 K: 1 S: 22	H: 1 LOB: 3 BB: 2 P: 40	R: 3 E: 0 K: 2 S: 15	H: 3 LOB: 2 BB: 2 P: 27	1B: 4 2B: 2 3B: 0 HR: 0	SF: 0 SAC: 0 DP: 0 HBP: 1	WP: 0 PB: 0 SB: 2 CS: 0	PA: 42							
PITCHER	IP	WLS	BF	H	R	ER	SO	BB	IBB	HBP	BLK	WP	HR	S	P	ERA	WHIP										
Kirk Saarloos, R ERA: 0.88	6.2		27	2	1	0	3	3	0	1	0	0	0	50	88	0.00	0.750										
Ricardo Rincon, L ERA: 4.94	1.0	H	4	0	1	0	1	0	0	0	0	0	0	15	25	0.00	0.000										
Jim Mecir, R ERA: 5.02	0.1	H	4	1	0	0	0	2	0	0	0	0	0	9	20	0.00	9.000										
Octavio Dotel, R ERA: 4.0	0.2	L	7	3	3	3	2	1	1	0	0	0	0	15	27	40.50	6.000										



Batter	1	2	3	4	5	6	7	8	9	AB	R	H	RBI	BB	SO	LOB	TOP				
21 Mark Kotsay, L (1, 8) OBP: 0.375, SLG: 0.426	G4-3	FC6-4		FC4-6 1B		1B 2B	BB 1B	1-H 2-H 3B		6	1	4	3	0	0	1	Oakland Athletics @ Cleveland Indians Jacobs Field, Cleveland, OH Sat Jul 10 2004, 7:05 PM EDT Att: 28,448 - Sunny - 75 F				
Eric Byrnes, R (1, 7) OBP: 0.343, SLG: 0.477	K		G6-3 23 2B	K		K	P4	F7		6	1	1	0	0	3	5					
3 Eric Chavez, L (1, 5) OBP: 0.392, SLG: 0.495				FC4-6		1B HR	BB	1B		4	3	3	0	2	0	1					
Jermaine Dye, R (1, 9) OBP: 0.342, SLG: 0.505										4	1	1	2	2	0	3					
Scott Hatteberg, L (1, 3) OBP: 0.381, SLG: 0.469	FC6-4		G6-3		G1-3	HR 1B	BB			5	2	1	0	1	0	7					
23 Bobby Kielty, S (1, 10) OBP: 0.312, SLG: 0.414										3	0	1	2	0	1	0					
Erubiel Durazo, L (6, PH) OBP: 0.387, SLG: 0.504					L4	HR				3	1	2	5	0	1	0					
7 Bobby Crosby, R (1, 6) OBP: 0.330, SLG: 0.458										4	2	1	0	2	0	2					
17 Adam Melhuse, S (1, 2) OBP: 0.321, SLG: 0.461										5	3	2	3	1	3	4					
Marco Scutaro, R (1, 4) OBP: 0.301, SLG: 0.374					F7					6	2	3	1	0	0	0					
Inning Stats	R: 0 E: 0 K: 1 S: 17	H: 1 LOB: 2 BB: 1 P: 25	R: 1 E: 0 K: 2 S: 12	H: 1 LOB: 1 BB: 1 P: 24	R: 2 E: 0 K: 1 S: 16	H: 2 LOB: 2 BB: 2 P: 26	R: 0 E: 0 K: 1 S: 7	H: 1 LOB: 1 BB: 0 P: 12	R: 0 E: 0 K: 0 S: 6	H: 0 LOB: 0 BB: 0 P: 10	R: 7 E: 0 K: 2 S: 21	H: 6 LOB: 1 BB: 2 P: 41	R: 0 E: 0 K: 0 S: 13	H: 2 LOB: 3 BB: 1 P: 24	R: 2 E: 0 K: 1 S: 11	H: 2 LOB: 1 BB: 1 P: 16	R: 4 E: 0 K: 0 S: 17	H: 4 LOB: 0 BB: 0 P: 24	1B: 12 2B: 4 3B: 1 HR: 2	SF: 0 SAC: 0 DP: 0 HBP: 0	WP: 0 PA: 54 PB: 0 SB: 1 CS: 0
PITCHER	IP WLS BF H R ER SO BB IBB HBP BLK WP HR S P ERA WHIP	IP WLS BF H R ER SO BB IBB HBP BLK WP HR S P ERA WHIP	IP WLS BF H R ER SO BB IBB HBP BLK WP HR S P ERA WHIP	IP WLS BF H R ER SO BB IBB HBP BLK WP HR S P ERA WHIP	IP WLS BF H R ER SO BB IBB HBP BLK WP HR S P ERA WHIP	IP WLS BF H R ER SO BB IBB HBP BLK WP HR S P ERA WHIP	IP WLS BF H R ER SO BB IBB HBP BLK WP HR S P ERA WHIP	IP WLS BF H R ER SO BB IBB HBP BLK WP HR S P ERA WHIP	IP WLS BF H R ER SO BB IBB HBP BLK WP HR S P ERA WHIP	IP WLS BF H R ER SO BB IBB HBP BLK WP HR S P ERA WHIP	IP WLS BF H R ER SO BB IBB HBP BLK WP HR S P ERA WHIP	IP WLS BF H R ER SO BB IBB HBP BLK WP HR S P ERA WHIP	IP WLS BF H R ER SO BB IBB HBP BLK WP HR S P ERA WHIP	IP WLS BF H R ER SO BB IBB HBP BLK WP HR S P ERA WHIP	IP WLS BF H R ER SO BB IBB HBP BLK WP HR S P ERA WHIP	IP WLS BF H R ER SO BB IBB HBP BLK WP HR S P ERA WHIP	IP WLS BF H R ER SO BB IBB HBP BLK WP HR S P ERA WHIP				

AB	46
R	16
H	19
RBI	16
BB	8
SO	8
LOB	23



Batter	1	2	3	4	5	6	7	8	9	AB	R	H	RBI	BB	SO	LOB	BOTTOM				
Ronnie Belliard, R (1, 4) OBP: 0.378, SLG: 0.427	K		G6-4-3		E7 SH3-4	F8		G1-3		5	0	0	0	0	1	4	Oakland Athletics @ Cleveland Indians Jacobs Field, Cleveland, OH Sat Jul 10 2004, 7:05 PM EDT Att: 28,448 - Sunny - 75 F				
Omar Vizquel, S (1, 6) OBP: 0.385, SLG: 0.392	K				WP S 1B	SH3-4				4	1	1	0	0	2	0					
Matt Lawton, L (1, 7) OBP: 0.378, SLG: 0.477	K				1B 48 2B BB	G3				3	1	0	0	2	2	1					
Casey Blake, R (1, 5) OBP: 0.357, SLG: 0.455										3	1	0	0	1	1	2					
Jody Gerut, L (9, PH) OBP: 0.342, SLG: 0.409										1	0	0	0	0	0	0					
Lou Merloni, R (1, 3) OBP: 0.365, SLG: 0.435										4	1	1	1	0	1	1					
48 Travis Hafner, L (1, 10) OBP: 0.414, SLG: 0.539										4	3	4	4	0	0	0					
Tim Laker, R (1, 2) OBP: 0.284, SLG: 0.319										3	0	1	1	0	1	1					
Coco Crisp, S (1, 8) OBP: 0.308, SLG: 0.391										4	0	3	1	0	1	0					
Mark Little, R (1, 9) OBP: 0.143, SLG: 0.083										4	0	1	0	0	2	3					
Inning Stats	R: 0 E: 0 K: 3 S: 10	H: 0 LOB: 0 BB: 0 P: 13	R: 0 E: 1 K: 2 S: 9	H: 1 LOB: 0 BB: 0 P: 14	R: 0 E: 0 K: 0 S: 7	H: 2 LOB: 0 BB: 0 P: 10	R: 5 E: 0 K: 2 S: 21	H: 3 LOB: 2 BB: 2 P: 39	R: 0 E: 1 K: 0 S: 7	H: 0 LOB: 1 BB: 0 P: 13	R: 1 E: 0 K: 0 S: 8	H: 3 LOB: 2 BB: 0 P: 9	R: 0 E: 0 K: 2 S: 10	H: 0 LOB: 1 BB: 1 P: 18	R: 1 E: 0 K: 1 S: 17	H: 2 LOB: 1 BB: 0 P: 27	R: 0 E: 0 K: 1 S: 6	H: 0 LOB: 0 BB: 0 P: 8	1B: 9 2B: 1 3B: 0 HR: 1	SF: 1 SAC: 0 DP: 1 HBP: 0	WP: 2 PA: 40 PB: 0 SB: 1 CS: 1
PITCHER	IP WLS BF H R ER SO BB IBB HBP BLK WP HR S P ERA WHIP	IP WLS BF H R ER SO BB IBB HBP BLK WP HR S P ERA WHIP	IP WLS BF H R ER SO BB IBB HBP BLK WP HR S P ERA WHIP	IP WLS BF H R ER SO BB IBB HBP BLK WP HR S P ERA WHIP	IP WLS BF H R ER SO BB IBB HBP BLK WP HR S P ERA WHIP	IP WLS BF H R ER SO BB IBB HBP BLK WP HR S P ERA WHIP	IP WLS BF H R ER SO BB IBB HBP BLK WP HR S P ERA WHIP	IP WLS BF H R ER SO BB IBB HBP BLK WP HR S P ERA WHIP	IP WLS BF H R ER SO BB IBB HBP BLK WP HR S P ERA WHIP	IP WLS BF H R ER SO BB IBB HBP BLK WP HR S P ERA WHIP	IP WLS BF H R ER SO BB IBB HBP BLK WP HR S P ERA WHIP	IP WLS BF H R ER SO BB IBB HBP BLK WP HR S P ERA WHIP	IP WLS BF H R ER SO BB IBB HBP BLK WP HR S P ERA WHIP	IP WLS BF H R ER SO BB IBB HBP BLK WP HR S P ERA WHIP	IP WLS BF H R ER SO BB IBB HBP BLK WP HR S P ERA WHIP	IP WLS BF H R ER SO BB IBB HBP BLK WP HR S P ERA WHIP					

AB	35
R	7
H	11
RBI	7
BB	3
SO	11
LOB	12



Batter	1	2	3	4	5	6	7	8	9	AB	R	H	RBI	BB	SO	LOB	TOP				
21 Mark Kotsay, L (1, 8) OBP: 0.378, SLG: 0.427	1-2 1B		1-1 2B 3 2B 1B		3-2 F9		4-2 BB		0-1 F8	4	1	2	0	1	0	1	Oakland Athletics @ Cleveland Indians Jacobs Field, Cleveland, OH Sun Jul 11 2004, 1:05 PM EDT Att: 24,622 - Sunny - 81 F				
23 Bobby Kielty, S (1, 7) OBP: 0.311, SLG: 0.406	1-2 L7		4-2 3 2B BB		2-1 G6-3		2-1 F4		4-1 BB	3	0	0	0	1	0	4					
Mark McLemore, S (9, PH) OBP: 0.379, SLG: 0.524			1-2 BB						1-2 BB	0	0	0	0	1	0	0					
3 Eric Chavez, L (1, 5) OBP: 0.388, SLG: 0.492	0-3 K		0-0 2B		2-3 K		1-0 G4-3		3-2 F8	5	0	1	1	0	2	6					
Jemaine Dye, R (1, 9) OBP: 0.343, SLG: 0.505	1-2 1B		3-3 K		2-2 L6				2-2 G3-6-1 1B	4	0	2	0	0	1	2					
Eric Byrnes, R (8, PR) OBP: 0.343, SLG: 0.477	1-2 1B									0	0	0	0	0	0	0					
Erubiel Durazo, L (1, 10) OBP: 0.385, SLG: 0.500	1-1 F8		0-0 G6-3		0-0 G3				1-2 G3-6-1 1B	4	0	1	0	0	0	4					
Eric Karros, R (1, 3) OBP: 0.248, SLG: 0.320					0-0 1B				1-0 G3-6-1	3	0	1	0	0	1	0					
Scott Hatteberg, L (8, PH) OBP: 0.380, SLG: 0.467									1-2 2-3	1	0	0	0	0	0	2					
7 Bobby Crosby, R (1, 6) OBP: 0.326, SLG: 0.452			2-3 K		2-1 F7				0-2 F9	4	0	0	0	0	2	3					
Damian Miller, R (1, 2) OBP: 0.354, SLG: 0.467			0-1 L9		0-0 L9				4-2 2B BB	3	0	0	0	1	0	1					
Marco Scutaro, R (1, 4) OBP: 0.304, SLG: 0.379			1-0 G5-3		1-2 G4-3				0-0 1-3 2B	4	0	2	0	0	0	1					
Inning Stats	R: 0 E: 0 K: 1 S: 17	H: 2 LOB: 2 BB: 0 P: 21	R: 0 E: 0 K: 1 S: 10	H: 0 LOB: 0 BB: 0 P: 13	R: 1 E: 0 K: 1 S: 11	H: 2 LOB: 2 BB: 1 P: 20	R: 0 E: 0 K: 0 S: 7	H: 1 LOB: 1 BB: 0 P: 10	R: 0 E: 0 K: 1 S: 10	H: 0 LOB: 0 BB: 0 P: 17	R: 0 E: 0 K: 1 S: 16	H: 1 LOB: 3 BB: 2 P: 27	R: 0 E: 0 K: 1 S: 12	H: 2 LOB: 2 BB: 0 P: 20	R: 0 E: 0 K: 0 S: 13	H: 1 LOB: 2 BB: 1 P: 21	1B: 7 2B: 2 3B: 0 HR: 0	SF: 0 SAC: 0 DP: 1 HBP: 0	WP: 0 PB: 0 SB: 0 CS: 0	PA: 39	
PITCHER	IP WLS BF H R ER SO BB IBB HBP BLK WP HR S P ERA WHIP	IP WLS BF H R ER SO BB IBB HBP BLK WP HR S P ERA WHIP	IP WLS BF H R ER SO BB IBB HBP BLK WP HR S P ERA WHIP	IP WLS BF H R ER SO BB IBB HBP BLK WP HR S P ERA WHIP	IP WLS BF H R ER SO BB IBB HBP BLK WP HR S P ERA WHIP	IP WLS BF H R ER SO BB IBB HBP BLK WP HR S P ERA WHIP	IP WLS BF H R ER SO BB IBB HBP BLK WP HR S P ERA WHIP	IP WLS BF H R ER SO BB IBB HBP BLK WP HR S P ERA WHIP	IP WLS BF H R ER SO BB IBB HBP BLK WP HR S P ERA WHIP	IP WLS BF H R ER SO BB IBB HBP BLK WP HR S P ERA WHIP	IP WLS BF H R ER SO BB IBB HBP BLK WP HR S P ERA WHIP	IP WLS BF H R ER SO BB IBB HBP BLK WP HR S P ERA WHIP	IP WLS BF H R ER SO BB IBB HBP BLK WP HR S P ERA WHIP	IP WLS BF H R ER SO BB IBB HBP BLK WP HR S P ERA WHIP	IP WLS BF H R ER SO BB IBB HBP BLK WP HR S P ERA WHIP	IP WLS BF H R ER SO BB IBB HBP BLK WP HR S P ERA WHIP	IP WLS BF H R ER SO BB IBB HBP BLK WP HR S P ERA WHIP				
31 Cliff Lee, L (1, 1) ERA: 3.77	7.0 W 30 6 1 1 5																				
Bob Wickman, R (8, 1) ERA:	1.0 H 4 2 0 0 1																				
David Riske, R (9, 1) ERA: 4.12	1.0 S 5 1 0 0 0																				

AB	35
R	1
H	9
RBI	1
BB	4
SO	6
LOB	24



Batter	1	2	3	4	5	6	7	8	9	AB	R	H	RBI	BB	SO	LOB	BOTTOM				
Ronnie Belliard, R (1, 4) OBP: 0.376, SLG: 0.425	1-3 K		1-1 G5-3			0-1 2B 1B		1-2 L8		4	1	1	0	0	1	2	Oakland Athletics @ Cleveland Indians Jacobs Field, Cleveland, OH Sun Jul 11 2004, 1:05 PM EDT Att: 24,622 - Sunny - 81 F				
Coco Crisp, S (1, 8) OBP: 0.315, SLG: 0.415	1-0 P6				1-2 HR				0-0 HBP 48 1B 1B	4	2	3	2	0	0	0					
Matt Lawton, L (1, 7) OBP: 0.377, SLG: 0.474	0-3 K				1-1 L8				2-0 HBP 48 1B 1B	4	1	1	0	0	2	1					
41 Victor Martinez, S (1, 2) OBP: 0.363, SLG: 0.510			0-1 FC5-4 1B		1-1 G5-3				2-1 2B 1B	4	0	2	0	0	0	2					
Casey Blake, R (1, 5) OBP: 0.362, SLG: 0.459			3-1 L9		4-1 BB				2-1 48 1B HBP	2	0	1	0	1	0	1					
48 Travis Hafner, L (1, 10) OBP: 0.412, SLG: 0.535			1-3 K		3-2 L7				1-2 HBP	4	0	1	2	0	2	4					
Lou Merloni, R (1, 3) OBP: 0.356, SLG: 0.425									1-3 2-H 3-H 1B	3	0	0	0	0	1	1					
Ben Broussard, L (8, 3) OBP: 0.344, SLG: 0.380			2-0 FC5-4						2-1 F8	1	0	0	0	0	0	1					
Jody Gerut, L (1, 9) OBP: 0.347, SLG: 0.409			4-2 CS BB		4-2 G6-3 BB				4-2 FC1-8 BB	0	0	0	0	3	0	0					
John McDonald, R (1, 6) OBP: 0.255, SLG: 0.235			1-2 F8		2-2 G6-3				1-2 FC1-6	3	0	0	0	0	0	3					
Inning Stats	R: 0 E: 0 K: 2 S: 7	H: 0 LOB: 0 BB: 0 P: 9	R: 0 E: 0 K: 1 S: 8	H: 1 LOB: 1 BB: 0 P: 14	R: 0 E: 0 K: 0 S: 7	H: 0 LOB: 0 BB: 1 P: 13	R: 1 E: 0 K: 0 S: 11	H: 1 LOB: 1 BB: 1 P: 21	R: 0 E: 0 K: 2 S: 9	H: 0 LOB: 1 BB: 1 P: 18	R: 1 E: 0 K: 2 S: 17	H: 4 LOB: 2 BB: 0 P: 25	R: 0 E: 0 K: 1 S: 14	H: 0 LOB: 1 BB: 1 P: 23	R: 2 E: 0 K: 0 S: 10	H: 3 LOB: 1 BB: 0 P: 19	1B: 6 2B: 2 3B: 0 HR: 1	SF: 0 SAC: 0 DP: 0 HBP: 1	WP: 0 PB: 0 SB: 0 CS: 2	PA: 34	
PITCHER	IP WLS BF H R ER SO BB IBB HBP BLK WP HR S P ERA WHIP	IP WLS BF H R ER SO BB IBB HBP BLK WP HR S P ERA WHIP	IP WLS BF H R ER SO BB IBB HBP BLK WP HR S P ERA WHIP	IP WLS BF H R ER SO BB IBB HBP BLK WP HR S P ERA WHIP	IP WLS BF H R ER SO BB IBB HBP BLK WP HR S P ERA WHIP	IP WLS BF H R ER SO BB IBB HBP BLK WP HR S P ERA WHIP	IP WLS BF H R ER SO BB IBB HBP BLK WP HR S P ERA WHIP	IP WLS BF H R ER SO BB IBB HBP BLK WP HR S P ERA WHIP	IP WLS BF H R ER SO BB IBB HBP BLK WP HR S P ERA WHIP	IP WLS BF H R ER SO BB IBB HBP BLK WP HR S P ERA WHIP	IP WLS BF H R ER SO BB IBB HBP BLK WP HR S P ERA WHIP	IP WLS BF H R ER SO BB IBB HBP BLK WP HR S P ERA WHIP	IP WLS BF H R ER SO BB IBB HBP BLK WP HR S P ERA WHIP	IP WLS BF H R ER SO BB IBB HBP BLK WP HR S P ERA WHIP	IP WLS BF H R ER SO BB IBB HBP BLK WP HR S P ERA WHIP	IP WLS BF H R ER SO BB IBB HBP BLK WP HR S P ERA WHIP					
Barry Zito, L (1, 1) ERA: 4.62	7.0 L 28 6 2 2 0																				
Octavio Dotel, R (8, 1) ERA: 4.3	1.0 6 3 2 2 0																				



Batter	1	2	3	4	5	6	7	8	9	AB	R	H	RBI	BB	SO	LOB	TOP									
Matt Lawton, L (1, 7) OBP: 0.373, SLG: 0.469	G4-3		G4-6-3			G3		F7		4	0	0	0	0	0	1	Cleveland Indians @ Seattle Mariners Safeco Field, Seattle, WA Thu Jul 15 2004, 7:05 PM PDT Att: 32,896 - Unknown - 75 F									
Omar Vizquel, S (1, 6) OBP: 0.381, SLG: 0.387	F9		K			G1-3		G6-3		4	0	0	0	0	1	0										
48 Travis Hafner, L (1, 10) OBP: 0.416, SLG: 0.536																										
41 Victor Martinez, S (1, 2) OBP: 0.359, SLG: 0.503																										
Casey Blake, R (1, 5) OBP: 0.361, SLG: 0.456																										
Jody Gerut, L (1, 9) OBP: 0.346, SLG: 0.416																										
Ronnie Belliard, R (1, 4) OBP: 0.376, SLG: 0.427																										
Ben Broussard, L (1, 3) OBP: 0.340, SLG: 0.374																										
Coco Crisp, S (1, 8) OBP: 0.315, SLG: 0.412																	C									
Inning Stats	R: 0 E: 0 K: 0 S: 9	H: 0 LOB: 1 BB: 1 P: 17	R: 1 E: 0 K: 1 S: 10	H: 1 LOB: 0 BB: 0 P: 14	R: 0 E: 0 K: 1 S: 7	H: 0 LOB: 0 BB: 1 P: 13	R: 0 E: 0 K: 1 S: 14	H: 1 LOB: 1 BB: 0 P: 19	R: 0 E: 0 K: 0 S: 6	H: 0 LOB: 0 BB: 0 P: 8	R: 0 E: 0 K: 0 S: 8	H: 1 LOB: 1 BB: 0 P: 14	R: 0 E: 0 K: 0 S: 10	H: 1 LOB: 1 BB: 0 P: 17	R: 0 E: 0 K: 1 S: 9	H: 0 LOB: 0 BB: 0 P: 13		R: 0 E: 0 K: 1 S: 14	H: 1 LOB: 1 BB: 0 P: 20	1B: 3 2B: 1 3B: 0 HR: 1	SF: 0 SAC: 0 DP: 1 HBP: 0	WP: 0 PB: 1 SB: 0 CS: 0	PA: 33			
PITCHER	IP	WLS	BF	H	R	ER	SO	BB	IBB	HBP	BLK	WP	HR	S	P	ERA		WHIP								
Joel Pineiro, R (1, 1) ERA: 4.47	8.0	W	29	4	1	1	5	2	0	0	0	0	1	73	115	1.12		0.750								
Eddie Guardado, L (9, 1) ERA: 2.01	1.0	S	4	1	0	0	1	0	0	0	0	0	0	14	20	0.00		1.000								

Batter	1	2	3	4	5	6	7	8	9	AB	R	H	RBI	BB	SO	LOB	BOTTOM									
51 Ichiro Suzuki, L (1, 9) OBP: 0.368, SLG: 0.397	G6-3		K			G3		F7		4	0	1	0	0	1	1	Cleveland Indians @ Seattle Mariners Safeco Field, Seattle, WA Thu Jul 15 2004, 7:05 PM PDT Att: 32,896 - Unknown - 75 F									
Randy Winn, S (1, 8) OBP: 0.345, SLG: 0.440	K		G1-3					K		3	0	0	0	1	2	1										
Bret Boone, R (1, 4) OBP: 0.296, SLG: 0.379	K																									
Raul Ibanez, L (1, 7) OBP: 0.319, SLG: 0.483																										
Hiram Bocachica, R (9, 8) OBP: 0.333, SLG: 0.364																										
Edgar Martinez, R (1, 10) OBP: 0.331, SLG: 0.364																										
Scott Spiezio, S (1, 3) OBP: 0.292, SLG: 0.382																										
Miguel Olivo, R (1, 2) OBP: 0.310, SLG: 0.479																										
Justin Leone, R (1, 5) OBP: 0.375, SLG: 0.600																	Cleveland Indians @ Seattle Mariners Safeco Field, Seattle, WA Thu Jul 15 2004, 7:05 PM PDT Att: 32,896 - Unknown - 75 F									
16 Willie Bloomquist, R (1, 6) OBP: 0.289, SLG: 0.316																										
Inning Stats	R: 0 E: 0 K: 2 S: 9	H: 0 LOB: 0 BB: 0 P: 12	R: 0 E: 0 K: 1 S: 8	H: 1 LOB: 0 BB: 0 P: 10	R: 0 E: 0 K: 2 S: 9	H: 1 LOB: 1 BB: 0 P: 16	R: 0 E: 0 K: 0 S: 11	H: 0 LOB: 0 BB: 0 P: 15	R: 0 E: 0 K: 0 S: 8	H: 0 LOB: 0 BB: 0 P: 15	R: 0 E: 0 K: 0 S: 10	H: 1 LOB: 2 BB: 1 P: 19	R: 2 E: 0 K: 0 S: 6	H: 1 LOB: 0 BB: 0 P: 9	R: 0 E: 0 K: 1 S: 6	H: 0 LOB: 0 BB: 0 P: 8		R: 0 E: 0 K: 1 S: 6	H: 0 LOB: 0 BB: 0 P: 8	1B: 2 2B: 1 3B: 0 HR: 1	SF: 0 SAC: 0 DP: 0 HBP: 1	WP: 0 PB: 0 SB: 0 CS: 0	PA: 30			
PITCHER	IP	WLS	BF	H	R	ER	SO	BB	IBB	HBP	BLK	WP	HR	S	P	ERA		WHIP								
37 Jake Westbrook, R (1, 1) ERA: 3.14	8.0	L	30	4	2	2	8	1	0	1	0	0	1	67	104	2.25		0.625								

Batter	1	2	3	4	5	6	7	8	9	AB	R	H	RBI	BB	SO	LOB	TOP								
Ronnie Belliard, R OBP: 0.371, SLG: 0.417 (1, 4)	G6-3		K		K	G1-3		G1-3		5	0	0	0	0	2	4	Cleveland Indians @ Seattle Mariners Safeco Field, Seattle, WA Sun Jul 18 2004, 1:05 PM PDT Att: 37,363 - Overcast - 80 F								
Omar Vizquel, S OBP: 0.362, SLG: 0.389 (1, 6)	2B		F7		1B			F7		5	0	2	0	0	1	3									
Matt Lawton, L OBP: 0.376, SLG: 0.475 (1, 7)	G1-3				F9			F7		5	0	1	0	0	0	1									
Casey Blake, R OBP: 0.362, SLG: 0.467 (1, 5)	G5-3				48 1B 2B			E5 48 G4-3 1B		4	2	1	0	1	0	4									
48 Travis Hafner, L OBP: 0.417, SLG: 0.550 (1, 10)					2B			G4-3		4	1	1	0	1	2	4									
Lou Merloni, R OBP: 0.373, SLG: 0.458 (1, 3)	G5-3				2B					4	1	3	4	0	0	1									
Jody Gerut, L OBP: 0.344, SLG: 0.424 (1, 9)	P3				P2			L4		3	0	0	0	0	0	3									
Tim Laker, R OBP: 0.286, SLG: 0.320 (8, PH)	G4-3				K					3	0	1	0	0	1	2									
Coco Crisp, S OBP: 0.310, SLG: 0.405 (8, 8)										1	0	0	0	0	0	0									
Mark Little, R OBP: 0.222, SLG: 0.133 (8, PH)										2	0	1	0	0	1	2									
41 Victor Martinez, S OBP: 0.372, SLG: 0.550 (8, 2)					1B			HR		1	1	1	1	0	0	0									
Inning Stats	R: 0 E: 0 K: 0 S: 8	H: 1 LOB: 1 BB: 0 P: 13	R: 0 E: 0 K: 0 S: 7	H: 0 LOB: 1 BB: 1 P: 12	R: 0 E: 0 K: 1 S: 9	H: 0 LOB: 1 BB: 0 P: 15	R: 2 E: 0 K: 1 S: 14	H: 2 LOB: 1 BB: 1 P: 27	R: 0 E: 0 K: 2 S: 15	H: 3 LOB: 3 BB: 0 P: 25	R: 1 E: 0 K: 2 S: 15	H: 2 LOB: 2 BB: 0 P: 22	R: 1 E: 1 K: 0 S: 10	H: 2 LOB: 1 BB: 0 P: 15	R: 1 E: 0 K: 0 S: 6	H: 1 LOB: 0 BB: 0 P: 9	R: 0 E: 0 K: 1 S: 8	H: 0 LOB: 0 BB: 0 P: 11	1B: 7 2B: 2 3B: 0 HR: 2	SF: 0 SAC: 0 DP: 0 HBP: 2	WP: 0 PB: 0 SB: 1 CS: 0	PA: 41			
PITCHER	IP	WLS	BF	H	R	ER	SO	BB	IBB	HBP	BLK	WP	HR	S	P	ERA	WHIP								
Jamie Moyer, L ERA: 4.31 (1, 1)	5.0		26	8	3	3	4	2	0	2	0	0	1	58	101	5.40	2.000								
20 J.J. Putz, R ERA: 4.26 (6, 1)	1.2	H	7	2	1	0	2	0	0	0	0	0	0	17	25	0.00	1.200								
Mike Myers, L ERA: 4.3 (7, 1)	0.1	H	1	0	0	0	0	0	0	0	0	0	0	3	3	0.00	0.000								
Shigetoshi Hasegawa, R ERA: 5.63 (8, 1)	1.0	W	4	1	1	1	0	0	0	0	0	0	1	6	9	9.00	1.000								
Eddie Guardado, L ERA: 1.98 (9, 1)	1.0	S	3	0	0	0	1	0	0	0	0	0	0	8	11	0.00	0.000								

Batter	1	2	3	4	5	6	7	8	9	AB	R	H	RBI	BB	SO	LOB	BOTTOM								
51 Ichiro Suzuki, L OBP: 0.368, SLG: 0.395 (1, 9)	K					G4-3				4	1	2	1	1	1	0	Cleveland Indians @ Seattle Mariners Safeco Field, Seattle, WA Sun Jul 18 2004, 1:05 PM PDT Att: 37,363 - Overcast - 80 F								
Randy Winn, S OBP: 0.346, SLG: 0.439 (1, 8)	G4-3				G4-3					5	0	1	2	0	1	3									
Bret Boone, R OBP: 0.293, SLG: 0.376 (1, 4)	2B							G6-3		5	1	1	0	0	2	2									
Raul Ibanez, L OBP: 0.315, SLG: 0.475 (1, 7)	2B									4	2	2	1	0	0	0									
Hiram Bocachica, R OBP: 0.326, SLG: 0.557 (8, 8)	2B							L6		0	0	0	0	0	0	0									
Bucky Jacobsen, R OBP: 0.769, SLG: 1.375 (1, 10)	1B									2	1	2	2	1	0	0									
Scott Spiezio, S OBP: 0.288, SLG: 0.376 (1, 3)	G3							G4-3		4	0	0	0	0	0	4									
Justin Leone, R OBP: 0.345, SLG: 0.577 (1, 5)										4	0	0	0	0	2	1									
Dan Wilson, R OBP: 0.307, SLG: 0.336 (8, PR)	G5-3									4	0	1	0	0	0	3									
Miguel Olivo, R OBP: 0.307, SLG: 0.483 (9, 2)										0	1	0	0	0	0	0									
16 Willie Bloomquist, R OBP: 0.278, SLG: 0.314 (8, PH)	K									3	1	1	0	0	1	1									
Dave Hansen, L OBP: 0.400, SLG: 0.400 (8, 6)										1	0	0	0	0	0	1									
Jolbert Cabrera, R OBP: 0.330, SLG: 0.434 (9, 6)										0	0	0	0	0	0	0									
Inning Stats	R: 2 E: 0 K: 1 S: 18	H: 3 LOB: 1 BB: 0 P: 25	R: 0 E: 1 K: 1 S: 18	H: 1 LOB: 2 BB: 0 P: 25	R: 1 E: 0 K: 1 S: 10	H: 1 LOB: 0 BB: 0 P: 18	R: 1 E: 0 K: 1 S: 17	H: 2 LOB: 1 BB: 0 P: 21	R: 1 E: 2 K: 1 S: 15	H: 1 LOB: 2 BB: 1 P: 21	R: 0 E: 0 K: 1 S: 9	H: 0 LOB: 0 BB: 0 P: 13	R: 0 E: 0 K: 0 S: 8	H: 0 LOB: 1 BB: 0 P: 13	R: 2 E: 0 K: 1 S: 11	H: 2 LOB: 2 BB: 1 P: 22	R: 0 E: 0 K: 1 S: 8	H: 0 LOB: 0 BB: 0 P: 11	1B: 5 2B: 4 3B: 0 HR: 1	SF: 0 SAC: 0 DP: 0 HBP: 1	WP: 0 PB: 1 SB: 0 CS: 0	PA: 39			
PITCHER	IP	WLS	BF	H	R	ER	SO	BB	IBB	HBP	BLK	WP	HR	S	P	ERA	WHIP								
Scott Elarton, R ERA: 8.29 (1, 1)	4.2		25	8	5	4	5	1	0	0	0	0	0	18	27	0.00	0.000								
Rick White, R ERA: 3.74 (5, 1)	2.0		7	0	0	0	1	0	0	1	0	0	0	18	27	0.00	0.000								
59 Matt Miller, R ERA: 4.03 (7, 1)	1.0	L	5	1	2	2	1	0	1	0	0	0	0	8	16	18.00	1.000								
Bob Howry, R ERA: 0.9 (8, 1)	0.1		2	1	0	0	0	0	0	0	0	0	0	4	7	0.00	3.000								



Batter	1	2	3	4	5	6	7	8	9	10	AB	R	H	RBI	BB	SO	LOB	TOP	
Matt Lawton, L OBP: 0.376, SLG: 0.473 (1, 7)	0-0 48 HR 1B	2-2 G3		1-3 K		0-3 K			1-0 41 BB SF8 1B	2-2 E6 48 HR BB	6	3	2	0	0	2	3		
Omar Vizquel, S OBP: 0.363, SLG: 0.387 (1, 6)	0-1 F9		1-1 F7		0-1 41 F9 48 1B 1B		1-3 K		0-0 SH1-3	4-2 48 HR BB	4	1	1	0	1	1	1		
48 Travis Hafner, L OBP: 0.424, SLG: 0.573 (1, 10)	1-2 HR		4-2 41 FC4-6 BB		1-1 G6-4-3 1B		2-2 G3-1		4-2 SF8 41 BB BB	3-2 1-H 2-H HR	4	2	3	5	2	0	0		
41 Victor Martinez, S OBP: 0.375, SLG: 0.548 (1, 2)	3-2 BLK 1B		2-2 FC4-6 HR		3-0 F9		1-0 1B		4-1 BB BB	0-0 F9	5	1	2	0	1	0	3		
Casey Blake, R OBP: 0.300, SLG: 0.474 (1, 5)	2-2 P3		0-1 HR		2-0 G6-4-3		1-0 F7		1-2 SF8		4	1	1	3	0	0	4		
Ben Broussard, L OBP: 0.350, SLG: 0.394 (1, 3)	4-0 BB		4-1 CS BB		0-0 P6		0-1 F8		4-1 BB		2	0	0	0	3	0	0		
Ronnie Belliard, R OBP: 0.374, SLG: 0.423 (1, 4)	0-1 F7		1-2 CS		0-0 F7 FC4-2 2B		1-0 F8		3-2 F9		5	0	3	0	0	0	5		
Jody Gerut, L OBP: 0.339, SLG: 0.417 (1, 9)		2-1 F9		1-1 F7		1-0 F8		1-1 F7		1-2 G4-3	5	0	0	0	0	0	3		
Coco Crisp, S OBP: 0.307, SLG: 0.398 (1, 8)		1-0 P4		2-0 FC4-2		4-1 BB		2-1 G4-3		2-1 P5	4	0	0	0	1	0	2		
Inning Stats	R: 2 E: 0 K: 1 S: 16	H: 3 LOB: 2 BB: 1 P: 26	R: 0 E: 0 K: 0 S: 8	H: 0 LOB: 0 BB: 0 P: 13	R: 2 E: 0 K: 0 S: 13	H: 1 LOB: 0 BB: 2 P: 25	R: 0 E: 0 K: 1 S: 7	H: 2 LOB: 1 BB: 0 P: 12	R: 0 E: 1 K: 1 S: 8	H: 1 LOB: 2 BB: 1 P: 14	R: 0 E: 0 K: 0 S: 7	H: 1 LOB: 1 BB: 0 P: 10	R: 1 E: 0 K: 0 S: 14	H: 1 LOB: 3 BB: 3 P: 31	R: 3 E: 1 K: 0 S: 14	H: 1 LOB: 0 BB: 1 P: 26	1B: 8 2B: 1 3B: 0 HR: 3	SF: 1 SAC: 1 DP: 1 HBP: 0	WP: 0 PA: 50 PB: 0 SB: 1 CS: 1
PITCHER	IP WLS BF H R ER SO	IP WLS BF H R ER SO	IP WLS BF H R ER SO	IP WLS BF H R ER SO	IP WLS BF H R ER SO	IP WLS BF H R ER SO	IP WLS BF H R ER SO	IP WLS BF H R ER SO	IP WLS BF H R ER SO	IP WLS BF H R ER SO	IP WLS BF H R ER SO	IP WLS BF H R ER SO	IP WLS BF H R ER SO	IP WLS BF H R ER SO	IP WLS BF H R ER SO	IP WLS BF H R ER SO	ERA WHIP	ERA WHIP	
Aaron Sele, R ERA: 4.5 (1, 1)	4.1 3 22 7 4 4 1		3 0 0 0 0 0 1	3 0 0 0 0 0 0	3 0 0 0 0 0 0	3 0 0 0 0 0 0	3 0 0 0 0 0 0	3 0 0 0 0 0 0	3 0 0 0 0 0 0	3 0 0 0 0 0 0	3 0 0 0 0 0 0	3 0 0 0 0 0 0	3 0 0 0 0 0 0	3 0 0 0 0 0 0	3 0 0 0 0 0 0	3 0 0 0 0 0 0	8.31 2.308		
Ramon Ortiz, R ERA: 4.09 (5, 1)	3.2 14 3 0 0 2 1		1 0 0 0 0 0 0	1 0 0 0 0 0 0	1 0 0 0 0 0 0	1 0 0 0 0 0 0	1 0 0 0 0 0 0	1 0 0 0 0 0 0	1 0 0 0 0 0 0	1 0 0 0 0 0 0	1 0 0 0 0 0 0	1 0 0 0 0 0 0	1 0 0 0 0 0 0	1 0 0 0 0 0 0	1 0 0 0 0 0 0	1 0 0 0 0 0 0	0.00 1.091		
Brendan Donnelly, R ERA: 3.55 (9, 1)	1.0 7 1 1 0 0 3		0 0 0 0 0 0 0	0 0 0 0 0 0 0	0 0 0 0 0 0 0	0 0 0 0 0 0 0	0 0 0 0 0 0 0	0 0 0 0 0 0 0	0 0 0 0 0 0 0	0 0 0 0 0 0 0	0 0 0 0 0 0 0	0 0 0 0 0 0 0	0 0 0 0 0 0 0	0 0 0 0 0 0 0	0 0 0 0 0 0 0	0 0 0 0 0 0 0	9.00 4.000		
Troy Perovoi, R ERA: 4.01 (10, 1)	1.0 L 6 1 3 0 0		1 0 0 0 0 0 0	1 0 0 0 0 0 0	1 0 0 0 0 0 0	1 0 0 0 0 0 0	1 0 0 0 0 0 0	1 0 0 0 0 0 0	1 0 0 0 0 0 0	1 0 0 0 0 0 0	1 0 0 0 0 0 0	1 0 0 0 0 0 0	1 0 0 0 0 0 0	1 0 0 0 0 0 0	1 0 0 0 0 0 0	1 0 0 0 0 0 0	0.00 2.000		

Cleveland Indians @ Anaheim Angels
Angel Stadium of Anaheim, Anaheim, CA
Mon Jul 19 2004, 7:05 PM PDT
Att. 42,986 - Sunny - 86 F

AB	39
R	8
H	12
RBI	8
BB	8
SO	3
LOB	21



Batter	1	2	3	4	5	6	7	8	9	10	AB	R	H	RBI	BB	SO	LOB	BOTTOM			
David Eckstein, R OBP: 0.356, SLG: 0.357 (1, 6)	1-2 F8		1-0 HBP		0-1 G5-3		0-0 FC5		2-2 9 2B 27 1B 1B		4	1	1	0	0	0	2				
9 Chone Figgins, S OBP: 0.369, SLG: 0.457 (1, 5)	3-2 F8		1-1 F8			2-1 F9		4-2 16 1B 27 G6-4-3 BB	0-0 16 FC1 2B		4	1	1	1	1	0	1				
16 Garret Anderson, L OBP: 0.353, SLG: 0.455 (1, 8)	1-3 K		2-3 K		2-3 K		2-3 K		0-0 27 G6-4-3 1B	1-3 27 FC1 1B	5	0	1	0	0	3	2				
27 Vladimir Guerrero, R OBP: 0.397, SLG: 0.562 (1, 9)		3-2 S HBP		1-0 S G4-3 2B		2-2 F7		0-1 G6-4-3	0-1 1-2 3-H 1B		4	1	2	1	0	0	1				
Darin Erstad, L OBP: 0.356, SLG: 0.415 (1, 3)		3-3 K		2-2 G4-3		2-2 G4-3		4-1 FC3-6 BB	2-0 1B		4	0	1	1	1	1	3				
Jeff DaVanon, S OBP: 0.381, SLG: 0.408 (1, 7)		2-1 P6		1-0 S 1B		1-0 S 1B		0-0 FC3-6 1B	2-1 1B		5	1	2	0	0	0	2				
Tim Salmon, R OBP: 0.279, SLG: 0.310 (1, 10)		0-0 P5		2-2 F8		2-2 F8		2-2 FC5 1B	1-0 G4-3		5	0	1	0	0	0	4				
Bengie Molina, R OBP: 0.318, SLG: 0.442 (1, 2)			1-0 G6-3		0-3 K		0-0 1B		2-2 1B 9 2B S HBP		3	0	1	1	0	1	0				
7 Josh Paul, R OBP: 0.259, SLG: 0.174 (7, PR)											0	0	0	0	0	0	0				
39 Robb Quinlan, R OBP: 0.342, SLG: 0.338 (8, 2)											0	1	0	0	0	0	0				
Jose Molina, R OBP: 0.266, SLG: 0.363 (10, 2)											1	0	0	0	0	0	0				
Adam Kennedy, L OBP: 0.329, SLG: 0.390 (1, 4)			3-1 G4-3		1-0 F8		1-0 P4		1-0 P6		4	0	0	0	0	0	3				
Inning Stats	R: 0 E: 0 K: 1 S: 9	H: 0 LOB: 0 BB: 0 P: 14	R: 0 E: 0 K: 1 S: 11	H: 0 LOB: 1 BB: 0 P: 19	R: 0 E: 0 K: 0 S: 5	H: 0 LOB: 1 BB: 0 P: 11	R: 1 E: 0 K: 1 S: 12	H: 2 LOB: 1 BB: 0 P: 20	R: 0 E: 0 K: 1 S: 6	H: 0 LOB: 0 BB: 0 P: 7	R: 0 E: 0 K: 1 S: 10	H: 0 LOB: 2 BB: 1 P: 17	R: 1 E: 0 K: 0 S: 10	H: 3 LOB: 2 BB: 1 P: 19	R: 2 E: 0 K: 0 S: 16	H: 3 LOB: 2 BB: 0 P: 25	R: 0 E: 0 K: 0 S: 6	H: 0 LOB: 0 BB: 0 P: 9	1B: 8 2B: 2 3B: 0 HR: 0	SF: 0 SAC: 0 DP: 1 HBP: 3	WP: 0 PA: 44 PB: 0 SB: 5 CS: 0
PITCHER	IP WLS BF H R ER SO	IP WLS BF H R ER SO	IP WLS BF H R ER SO	IP WLS BF H R ER SO	IP WLS BF H R ER SO	IP WLS BF H R ER SO	IP WLS BF H R ER SO	IP WLS BF H R ER SO	IP WLS BF H R ER SO	IP WLS BF H R ER SO	IP WLS BF H R ER SO	IP WLS BF H R ER SO	IP WLS BF H R ER SO	IP WLS BF H R ER SO	IP WLS BF H R ER SO	IP WLS BF H R ER SO	ERA WHIP	ERA WHIP			
Kazuhito Tadano, R ERA: 5.14 (1, 1)	6.1 2 2 0 0 0 0		1 0 0 0 0 0 0	1 0 0 0 0 0 0	1 0 0 0 0 0 0	1 0 0 0 0 0 0	1 0 0 0 0 0 0	1 0 0 0 0 0 0	1 0 0 0 0 0 0	1 0 0 0 0 0 0	1 0 0 0 0 0 0	1 0 0 0 0 0 0	1 0 0 0 0 0 0	1 0 0 0 0 0 0	1 0 0 0 0 0 0	1 0 0 0 0 0 0	0.00 0.000				
63 Rafael Betancourt, R ERA: 4.19 (7, 1)	0.2 H 2 0 0 0 0		0 0 0 0 0 0 0	0 0 0 0 0 0 0	0 0 0 0 0 0 0	0 0 0 0 0 0 0	0 0 0 0 0 0 0	0 0 0 0 0 0 0	0 0 0 0 0 0 0	0 0 0 0 0 0 0	0 0 0 0 0 0 0	0 0 0 0 0 0 0	0 0 0 0 0 0 0	0 0 0 0 0 0 0	0 0 0 0 0 0 0	0 0 0 0 0 0 0	0.00 0.000				
Bob Wickman, R ERA: 4.4 (8, 1)	1.0 H 6 3 1 0 0		1 0 0 0 0 0 0	1 0 0 0 0 0 0	1 0 0 0 0 0 0	1 0 0 0 0 0 0	1 0 0 0 0 0 0	1 0 0 0 0 0 0	1 0 0 0 0 0 0	1 0 0 0 0 0 0	1 0 0 0 0 0 0	1 0 0 0 0 0 0	1 0 0 0 0 0 0	1 0 0 0 0 0 0	1 0 0 0 0 0 0	1 0 0 0 0 0 0	9.00 4.000				
David Riske, R ERA: 4.86 (9, 1)	1.0 W 7 3 2 0 0		0 0 0 0 0 0 0	0 0 0 0 0 0 0	0 0 0 0 0 0 0	0 0 0 0 0 0 0	0 0 0 0 0 0 0	0 0 0 0 0 0 0	0 0 0 0 0 0 0	0 0 0 0 0 0 0	0 0 0 0 0 0 0	0 0 0 0 0 0 0	0 0 0 0 0 0 0	0 0 0 0 0 0 0	0 0 0 0 0 0 0	0 0 0 0 0 0 0	18.00 3.000				
59 Matt Miller, R ERA: 3.96 (10, 1)	1.0 S 3 0 0 0 0		0 0 0 0 0 0 0	0 0 0 0 0 0 0	0 0 0 0 0 0 0	0 0 0 0 0 0 0	0 0 0 0 0 0 0	0 0 0 0 0 0 0	0 0 0 0 0 0 0	0 0 0 0 0 0 0	0 0 0 0 0 0 0	0 0 0 0 0 0 0	0 0 0 0 0 0 0	0 0 0 0 0 0 0	0 0 0 0 0 0 0	0 0 0 0 0 0 0	0.00 0.000				

Cleveland Indians @ Anaheim Angels
Angel Stadium of Anaheim, Anaheim, CA
Mon Jul 19 2004, 7:05 PM PDT
Att. 42,986 - Sunny - 86 F

AB	39
R	5
H	10
RBI	4
BB	2
SO	5
LOB	18



Batter	1	2	3	4	5	6	7	8	9	AB	R	H	RBI	BB	SO	LOB	TOP								
Ronnie Belliard, R (1, 4) OBP: 0.374, SLG: 0.421	2-2 1B	0-2 G1-3		0-1 E5		1-0 F9		4-2 41 HR HBP	0-0 1B	4	1	1	0	0	0	0	Cleveland Indians @ Anaheim Angels Angel Stadium of Anaheim, Anaheim, CA Tue Jul 20 2004, 1:05 PM PDT Att: 40,000 - Sunny - 88 F								
Ben Broussard, L (8, FR) OBP: 0.353, SLG: 0.397	1B								1-2 1B	1	1	1	0	0	0	0									
Coco Crisp, S (1, 8) OBP: 0.377, SLG: 0.421	2-0 41 1B		2-1 G4-3 48 HR	0-0 F7		2-1 HR		1-2 41 HR	3-3 K	6	4	4	1	0	1	3									
Matt Lawton, L (1, 7) OBP: 0.377, SLG: 0.473	2-1 FC3-6 41 SF8		1-1 G4-3	2-1 1B		1-0 G1-3		0-0 F7		4	1	2	1	0	0	1									
Jody Gerut, L (7, 9) OBP: 0.338, SLG: 0.416	1-2 3-H 1B		2-3 1B	1-2 1B						1	0	0	0	0	0	2									
41 Victor Martinez, S (1, 2) OBP: 0.378, SLG: 0.558	3-2 FC3-6 2-H 1B		1-0 G6-3	0-0 L5		0-1 FC4-6 1B		0-0 HR		5	1	3	4	0	0	3									
Casey Blake, R (1, 5) OBP: 0.358, SLG: 0.468	1-2 FC3-6		4-2 48 HR BB		1-1 G4-3	1-2 FC4-6		2-0 F9		4	1	0	0	1	0	4									
48 Travis Hafner, L (1, 10) OBP: 0.428, SLG: 0.609	1-2 SF8		2-2 HR		2-0 HR		2-1 G4-6-3 1B		0-0 HR	4	3	4	6	0	0	0									
Lou Merloni, R (1, 3) OBP: 0.367, SLG: 0.456	1-0 F9		0-2 1B		1-3 K		1-0 G4-6-3		1-0 F8	5	1	1	0	0	1	2									
Mark Little, R (1, 9) OBP: 0.261, SLG: 0.200			1-1 G6-3 1B		2-1 F8		1-1 G4-3		1-0 E5	5	0	2	1	0	0	0									
Omar Vizquel, S (9, 6) OBP: 0.363, SLG: 0.387			2-H 1B						FC6-4	0	0	0	0	0	0	0									
John McDonald, R (1, 6) OBP: 0.242, SLG: 0.276	1-2 G6-3				0-0 F7			2-2 G6-3	1-1 FC6-4 1B	5	1	1	1	0	0	2									
Inning Stats	R: 3 E: 1 K: 0 S: 17	H: 4 LOB: 1 BB: 0 P: 29	R: 0 E: 0 K: 0 S: 9	H: 1 LOB: 0 BB: 0 P: 11	R: 4 E: 0 K: 0 S: 18	H: 4 LOB: 1 BB: 1 P: 28	R: 0 E: 1 K: 0 S: 7	H: 1 LOB: 2 BB: 0 P: 9	R: 1 E: 0 K: 1 S: 10	H: 1 LOB: 0 BB: 0 P: 16	R: 2 E: 0 K: 0 S: 10	H: 3 LOB: 1 BB: 0 P: 15	R: 0 E: 0 K: 0 S: 5	H: 1 LOB: 0 BB: 0 P: 9	R: 3 E: 0 K: 0 S: 12	H: 2 LOB: 1 BB: 0 P: 21	R: 1 E: 1 K: 1 S: 9	H: 2 LOB: 2 BB: 0 P: 15	1B: 11 2B: 2 3B: 0 HR: 6	SF: 1 2B: 2 3B: 0 HBP: 1	WP: 0 PB: 0 SB: 0 CS: 0	PA: 47			
PITCHER	IP	WLS	BF	H	R	ER	SO	BB	IBB	HBP	BLK	WP	HR	S	P	ERA	WHIP								
Jarod Washburn, L (1, 1) ERA: 4.83	5.1	L	29	13	10	9	1	1	0	0	0	0	4	65	100	15.19	2.625								
62 Scot Shields, R (6, 1) ERA: 3.44	2.2		12	4	3	3	0	0	0	1	0	0	1	23	38	10.12	1.500								
Francisco Rodriguez, R (9, 1) ERA: 1.47	1.0		6	2	1	1	1	0	0	0	0	0	1	9	15	9.00	2.000								

AB 44
R 14
H 19
RBI 14
BB 1
SO 2
LOB 17



Batter	1	2	3	4	5	6	7	8	9	AB	R	H	RBI	BB	SO	LOB	BOTTOM								
David Eckstein, R (1, 6) OBP: 0.358, SLG: 0.359	0-2 9 1B		2-1 G6-3			0-2 F9		3-2 9 1B G6-4-3		4	1	2	0	0	0	0	Cleveland Indians @ Anaheim Angels Angel Stadium of Anaheim, Anaheim, CA Tue Jul 20 2004, 1:05 PM PDT Att: 40,000 - Sunny - 88 F								
9 Chone Figgins, S (1, 5) OBP: 0.370, SLG: 0.458	0-0 27 G6-4-3			1-2 F8		1-2 L6		0-0 G6-4-3		4	0	2	2	0	0	0									
16 Garret Anderson, L (1, 8) OBP: 0.349, SLG: 0.448	1-1 P2			0-0 G5-3		0-2 G4-3		1-3 2-H 3-H G6-4-3		3	0	0	0	0	0	2									
José Molina, R (7, 3) OBP: 0.264, SLG: 0.360								1-0 G6-4-3		1	0	0	0	0	0	1									
27 Vladimir Guerrero, R (1, 10) OBP: 0.383, SLG: 0.576	1-0 G6-4-3			0-0 G5-3				0-3 K		4	0	0	0	0	1	2									
Darin Erstad, L (1, 3) OBP: 0.357, SLG: 0.415			0-1 G1-3			0-1 E 39 1B				2	1	1	0	0	0	0									
Shane Halter, R (7, 5) OBP: 0.250, SLG: 0.358						1B				2	0	0	0	0	2	0									
Jeff DaVanon, S (1, 9) OBP: 0.383, SLG: 0.426			2-3 K		2-1 E6 39 1B G6-4-3		0-0 HR		2-2 G6-3	4	1	2	1	0	1	0									
39 Robb Quinlan, R (1, 7) OBP: 0.349, SLG: 0.561			0-2 G5-3		0-0 G6-4-3		0-3 K		2-0 2B	4	0	2	1	0	1	0									
Bengie Molina, R (1, 2) OBP: 0.315, SLG: 0.438					1-2 3-H 1B					2	0	0	0	0	0	2									
Josh Paul, R (7, 2) OBP: 0.310, SLG: 0.240					2-1 G6-4-3				3-1 1B 9 1B	2	1	2	0	0	0	0									
Adam Kennedy, L (1, 4) OBP: 0.328, SLG: 0.388			2-3 K		1-2 G3			0-0 1B 9 1B	0-2 P6	4	1	1	0	0	1	3									
Inning Stats	R: 0 E: 0 K: 0 S: 9	H: 2 LOB: 1 BB: 0 P: 11	R: 0 E: 0 K: 1 S: 12	H: 0 LOB: 0 BB: 0 P: 14	R: 0 E: 0 K: 1 S: 9	H: 0 LOB: 0 BB: 0 P: 13	R: 0 E: 0 K: 0 S: 5	H: 0 LOB: 0 BB: 0 P: 6	R: 1 E: 1 K: 0 S: 10	H: 3 LOB: 1 BB: 0 P: 15	R: 0 E: 0 K: 0 S: 11	H: 0 LOB: 0 BB: 0 P: 12	R: 1 E: 0 K: 2 S: 8	H: 1 LOB: 0 BB: 0 P: 10	R: 3 E: 0 K: 1 S: 11	H: 4 LOB: 0 BB: 0 P: 16	R: 0 E: 0 K: 1 S: 14	H: 2 LOB: 2 BB: 0 P: 24	1B: 10 2B: 1 3B: 0 HR: 1	SF: 0 2B: 1 3B: 0 HBP: 0	WP: 0 PB: 0 SB: 0 CS: 0	PA: 36			
PITCHER	IP	WLS	BF	H	R	ER	SO	BB	IBB	HBP	BLK	WP	HR	S	P	ERA	WHIP								
37 Jake Westbrook, R (1, 1) ERA: 3.33	7.0	W	29	10	5	5	4	0	0	0	0	0	0	18	29	6.43	1.429								
Rick White, R (8, 1) ERA: 3.99	2.0		7	2	0	0	2	0	0	0	0	0	0	18	29	0.00	1.000								

AB 36
R 5
H 12
RBI 4
BB 0
SO 6
LOB 10



Batter	1	2	3	4	5	6	7	8	9	10	11	AB	R	H	RBI	BB	SO	LOB	TOP								
9 David DeJesus, L OBP: 0.297, SLG: 0.267	L7	BB		P5			G6-3		K			4	0	0	0	1	1	1									
Tony Graffanino, R OBP: 0.344, SLG: 0.331	29 BB 1B	P3			F9					G4-6-3 29 BB 1B		4	1	2	0	1	0	2									
29 Mike Sweeney, R OBP: 0.345, SLG: 0.505	1B		P5								G4-6-3 1B	5	1	3	1	0	1	1									
Matt Stairs, L OBP: 0.328, SLG: 0.444	1B			K			F7			G4-3		5	0	1	1	0	1	2									
Ken Harvey, R OBP: 0.356, SLG: 0.457	K						G5-3			G5-3		5	0	1	0	0	2	3									
4 Angel Berroa, R OBP: 0.362, SLG: 0.388	F9						G4-3					5	0	2	0	0	0	3									
Desi Relaford, S OBP: 0.279, SLG: 0.280							G6-3					4	0	0	0	0	2	1									
Ruben Mateo, R OBP: 0.321, SLG: 0.408							F8					5	0	2	0	0	2	1									
14 John Buck, R OBP: 0.295, SLG: 0.219 Dee Brown, L OBP: 0.291, SLG: 0.316 Alberto Castillo, R OBP: 0.300, SLG: 0.357							F7					4	0	0	0	0	2	2									
												1	0	0	0	0	1	1									
												0	0	0	0	0	0	0									
Inning Stats	R: 1 E: 0 K: 1 S: 18	H: 2 LOB: 2 BB: 1 P: 30	R: 0 E: 0 K: 2 S: 17	H: 1 LOB: 2 BB: 1 P: 27	R: 0 E: 0 K: 1 S: 9	H: 1 LOB: 1 BB: 0 P: 14	R: 0 E: 0 K: 1 S: 11	H: 1 LOB: 1 BB: 0 P: 13	R: 1 E: 0 K: 0 S: 9	H: 1 LOB: 0 BB: 0 P: 14	R: 0 E: 0 K: 0 S: 11	H: 0 LOB: 0 BB: 0 P: 13	R: 0 E: 0 K: 2 S: 9	H: 1 LOB: 1 BB: 0 P: 18	R: 0 E: 0 K: 0 S: 7	H: 1 LOB: 1 BB: 0 P: 13	R: 0 E: 0 K: 2 S: 9	H: 0 LOB: 0 BB: 0 P: 14	R: 0 E: 0 K: 1 S: 10	H: 2 LOB: 1 BB: 0 P: 15	R: 0 E: 0 K: 2 S: 10	H: 1 LOB: 1 BB: 0 P: 15	1B: 9 2B: 1 3B: 0 HR: 1	SF: 0 SAC: 1 DP: 1 HBP: 0	WP: 0 PB: 0 SB: 0 CS: 0	PA: 45	
PITCHER	IP WLS BF H R ER SO BB IBB HBP BLK WP HR S P ERA WHIP	Scott Elarton, R ERA: 7.88 59 Matt Miller, R ERA: 4.1 63 Rafael Betancourt, R ERA: 3.98 Bob Wickman, R ERA: 4.5 David Riske, R ERA: 4.66	(1, 1) (7, 1) (8, 1) (9, 1) (10, 1)	6.0 1.0 1.0 1.0 1.0	26 4 4 3 2	6 1 0 0 0	2 0 0 0 1	2 0 0 0 0	0 0 0 0 0	0 0 0 0 0	0 0 0 0 0	0 0 0 0 0	0 0 0 0 0	0 0 0 0 0	0 0 0 0 0	0 0 0 0 0	0 0 0 0 0	0 0 0 0 0	0 0 0 0 0	0 0 0 0 0	0 0 0 0 0	0 0 0 0 0	0.00 0.00 0.00 0.00 0.00	2.000 1.000 1.000 0.000 2.000			
PITCHER	IP WLS BF H R ER SO BB IBB HBP BLK WP HR S P ERA WHIP	Scott Elarton, R ERA: 7.88 59 Matt Miller, R ERA: 4.1 63 Rafael Betancourt, R ERA: 3.98 Bob Wickman, R ERA: 4.5 David Riske, R ERA: 4.66	(1, 1) (7, 1) (8, 1) (9, 1) (10, 1)	6.0 1.0 1.0 1.0 1.0	26 4 4 3 2	6 1 0 0 0	2 0 0 0 1	2 0 0 0 0	0 0 0 0 0	0 0 0 0 0	0 0 0 0 0	0 0 0 0 0	0 0 0 0 0	0 0 0 0 0	0 0 0 0 0	0 0 0 0 0	0 0 0 0 0	0 0 0 0 0	0 0 0 0 0	0 0 0 0 0	0 0 0 0 0	0 0 0 0 0	0.00 0.00 0.00 0.00 0.00	2.000 1.000 1.000 0.000 2.000			

Kansas City Royals @ Cleveland Indians
 Jacobs Field, Cleveland, OH
 Fri Jul 23 2004, 7:05 PM EDT
 Att: 26,504 - Cloudy - 70 F

AB	42
R	2
H	11
RBI	2
BB	2
SO	12
LOB	17



Batter	1	2	3	4	5	6	7	8	9	10	11	AB	R	H	RBI	BB	SO	LOB	BOTTOM								
Matt Lawton, L OBP: 0.373, SLG: 0.466	G1-3					G6-3				K		3	0	1	0	0	0	0									
Coco Crisp, S OBP: 0.315, SLG: 0.418												2	0	1	0	0	1	0									
Omar Vizquel, S OBP: 0.363, SLG: 0.385	G4-3					G4-3				G4-3		4	0	1	0	0	0	0									
48 Travis Hafner, L OBP: 0.423, SLG: 0.597 John McDonald, R OBP: 0.242, SLG: 0.276	G4-3											4	1	1	0	0	0	4									
												0	0	0	0	0	0	0									
41 Victor Martinez, S OBP: 0.375, SLG: 0.550												5	0	1	1	0	0	3									
Jody Gerut, L OBP: 0.333, SLG: 0.411												5	0	1	0	0	1	3									
Casey Blake, R OBP: 0.350, SLG: 0.455												3	0	0	0	0	2	0									
Ben Broussard, L OBP: 0.367, SLG: 0.429												4	1	4	1	1	0	0									
Lou Merloni, R OBP: 0.353, SLG: 0.435												4	1	0	0	0	0	5									
24 Grady Sizemore, L OBP: 0.125, SLG: 0.250												4	0	1	1	0	1	3									
Inning Stats	R: 0 E: 0 K: 0 S: 7	H: 0 LOB: 0 BB: 0 P: 15	R: 0 E: 0 K: 1 S: 9	H: 0 LOB: 0 BB: 2 P: 11	R: 1 E: 0 K: 0 S: 12	H: 4 LOB: 2 BB: 0 P: 19	R: 0 E: 0 K: 1 S: 7	H: 0 LOB: 0 BB: 0 P: 12	R: 0 E: 0 K: 0 S: 5	H: 1 LOB: 0 BB: 0 P: 8	R: 1 E: 0 K: 0 S: 12	H: 2 LOB: 1 BB: 0 P: 15	R: 0 E: 0 K: 2 S: 10	H: 1 LOB: 1 BB: 0 P: 17	R: 0 E: 1 K: 0 S: 12	H: 1 LOB: 1 BB: 0 P: 20	R: 0 E: 0 K: 0 S: 6	H: 1 LOB: 2 BB: 1 P: 13	R: 0 E: 1 K: 1 S: 9	H: 0 LOB: 3 BB: 0 P: 17	R: 1 E: 0 K: 0 S: 4	H: 1 LOB: 0 BB: 0 P: 9	1B: 5 2B: 5 3B: 0 HR: 1	SF: 0 SAC: 2 DP: 2 HBP: 2	WP: 0 PB: 0 SB: 0 CS: 1	PA: 44	
PITCHER	IP WLS BF H R ER SO BB IBB HBP BLK WP HR S P ERA WHIP	Mike Wood, R ERA: 4.45 Jaime Cerda, L ERA: 2.54 Scott Sullivan, R ERA: 3.75 Dennys Reyes, L ERA: 4.58 Nate Field, R ERA: 4.26	(1, 1) (7, 1) (9, 1) (9, 1) (11, 1)	6.2 1.1 0.2 1.1 0.1	26 6 3 6 2	8 2 0 0 1	2 0 0 0 0	0 0 1 0 0	0 0 0 0 0	0 0 0 0 0	0 0 0 0 0	0 0 0 0 0	0 0 0 0 0	0 0 0 0 0	0 0 0 0 0	0 0 0 0 0	0 0 0 0 0	0 0 0 0 0	0 0 0 0 0	0 0 0 0 0	0 0 0 0 0	0 0 0 0 0	0.00 0.00 0.00 0.00 27.00	1.200 1.500 0.000 0.000 3.000			


Kansas City Royals @ Cleveland Indians
 Jacobs Field, Cleveland, OH
 Fri Jul 23 2004, 7:05 PM EDT
 Att: 26,504 - Cloudy - 70 F

AB	38
R	3
H	11
RBI	3
BB	1
SO	5
LOB	18




Batter	1	2	3	4	5	6	7	8	9	AB	R	H	RBI	BB	SO	LOB	TOP			
9 David DeJesus, L (1, 8) OBP: 0.287, SLG: 0.257			G4-3			G3-1			E5 HR	4	1	0	0	0	1	0	Kansas City Royals @ Cleveland Indians Jacobs Field, Cleveland, OH Sat Jul 24 2004, 1:05 PM EDT Att: 18,873 - Cloudy - 69 F			
Tony Graffanino, R (1, 4) OBP: 0.343, SLG: 0.341	G6-3			K		L5			HR	4	1	1	2	0	1	0				
29 Mike Sweeney, R (1, 10) OBP: 0.350, SLG: 0.513								P5	WP 2B	4	0	3	0	0	0	0				
Matt Stairs, L (1, 9) OBP: 0.301, SLG: 0.441 Ruben Mateo, R (6, 9) OBP: 0.325, SLG: 0.411	G1-3			F8		G5-4-3 1B		P5		2	0	0	0	0	0	2				
Ken Harvey, R (1, 3) OBP: 0.352, SLG: 0.452		F9		L4		G5-4-3 1-2		F9		4	0	0	0	0	0	3				
Dee Brown, L (1, 7) OBP: 0.290, SLG: 0.314		K		F9				1B	L8	4	0	1	0	0	1	1				
4 Angel Berroa, R (1, 6) OBP: 0.301, SLG: 0.385 José Bautista, R (6, 5) OBP: 0.269, SLG: 0.213		F9		P2				P4		2	0	0	0	0	0	0				
Desi Relaford, S (1, 5) OBP: 0.275, SLG: 0.276			F8	G1-3				F7		3	0	0	0	0	0	1				
Alberto Castillo, R (1, 2) OBP: 0.273, SLG: 0.323			F9			P3		F8		3	0	0	0	0	0	1				
Inning Stats	R: 0 E: 0 K: 1 S: 9	H: 1 LOB: 1 BB: 0 P: 16	R: 0 E: 0 K: 1 S: 5	H: 0 LOB: 0 BB: 0 P: 9	R: 0 E: 0 K: 0 S: 7	H: 0 LOB: 0 BB: 0 P: 8	R: 0 E: 0 K: 1 S: 11	H: 1 LOB: 1 BB: 0 P: 15	R: 0 E: 0 K: 0 S: 8	H: 0 LOB: 0 BB: 0 P: 9	R: 0 E: 0 K: 0 S: 5	H: 1 LOB: 0 BB: 0 P: 9	R: 0 E: 0 K: 0 S: 10	H: 1 LOB: 1 BB: 0 P: 14	R: 2 E: 1 K: 0 S: 11	H: 2 LOB: 1 BB: 0 P: 13	1B: 3 2B: 2 3B: 0 HR: 1	SF: 0 SAC: 0 DP: 1 HBP: 0	WP: 1 PB: 0 SB: 1 CS: 0	PA: 33
PITCHER Chad Durbin, R (1, 1) ERA: 7.43	IP: 9.0 WLS: W BF: 33 H: 6 R: 2 ER: 1 SO: 3 BB: 0 IBB: 0 HBP: 0 BLK: 0 WP: 1 HR: 1 S: 72 P: 103 ERA: 1.00 WHIP: 0.667																			

AB	33
R	2
H	6
RBI	2
BB	0
SO	3
LOB	10



Batter	1	2	3	4	5	6	7	8	9	AB	R	H	RBI	BB	SO	LOB	BOTTOM			
Coco Crisp, S (1, 7) OBP: 0.313, SLG: 0.418	P3	FC4-6 G1-3 2B	2B		FC6-4 1B		G6-3			5	2	1	1	0	0	4	Kansas City Royals @ Cleveland Indians Jacobs Field, Cleveland, OH Sat Jul 24 2004, 1:05 PM EDT Att: 18,873 - Cloudy - 69 F			
Omar Vizquel, S (1, 6) OBP: 0.383, SLG: 0.387 John McDonald, R (5, FH) OBP: 0.250, SLG: 0.283	K	G1-3	1B		1B			K		3	1	1	1	0	1	2				
Ronnie Belliard, R (1, 4) OBP: 0.368, SLG: 0.415	G5-3	41 1B 2B	1B		G4-3			G5-3		5	1	2	3	0	0	2				
41 Victor Martinez, S (1, 10) OBP: 0.378, SLG: 0.551		1B 1B	P6			F7		FC4-6 1B		5	2	3	1	0	0	1				
Casey Blake, R (1, 5) OBP: 0.351, SLG: 0.452		1B 1B		G6-3		K		FC4-6		4	1	1	0	1	1	1				
Lou Merloni, R (1, 3) OBP: 0.356, SLG: 0.437		1B 1B		K		K				4	1	2	1	0	2	0				
Jody Gerut, L (1, 9) OBP: 0.333, SLG: 0.409		1B 1B	G4-3		G4-3		K			4	1	1	2	0	1	2				
Tim Laker, R (1, 2) OBP: 0.292, SLG: 0.325		FC4-6 2B 1B	G5-3		G1-3		P6			4	1	1	1	0	0	0				
24 Grady Sizemore, L (1, 8) OBP: 0.250, SLG: 0.364		FC4-6 1B	L5		E6 FC6-4			2B		3	0	1	0	1	0	0				
Inning Stats	R: 0 E: 0 K: 1 S: 9	H: 0 LOB: 0 BB: 0 P: 11	R: 8 E: 0 K: 0 S: 29	H: 8 LOB: 2 BB: 2 P: 49	R: 2 E: 0 K: 0 S: 16	H: 3 LOB: 1 BB: 0 P: 24	R: 0 E: 0 K: 1 S: 5	H: 0 LOB: 0 BB: 0 P: 7	R: 0 E: 0 K: 2 S: 7	H: 0 LOB: 0 BB: 0 P: 7	R: 0 E: 0 K: 1 S: 12	H: 1 LOB: 1 BB: 0 P: 16	R: 0 E: 0 K: 1 S: 6	H: 1 LOB: 1 BB: 0 P: 8	R: 0 E: 0 K: 0 S: 11	H: 0 LOB: 0 BB: 0 P: 11	1B: 10 2B: 4 3B: 0 HR: 0	SF: 0 SAC: 0 DP: 0 HBP: 0	WP: 0 PB: 0 SB: 0 CS: 0	PA: 41
PITCHER Chris George, L (1, 1) ERA: 7.63 Shawn Camp, R (4, 1) ERA: 3.25	IP: 3.0 WLS: L BF: 22 H: 11 R: 10 ER: 10 SO: 10 BB: 2 IBB: 0 HBP: 0 BLK: 0 WP: 0 HR: 0 S: 39 P: 50 ERA: 0.00 WHIP: 0.600																			

AB	39
R	10
H	14
RBI	10
BB	2
SO	6
LOB	12



Batter	1	2	3	4	5	6	7	8	9	AB	R	H	RBI	BB	SO	LOB	TOP		
9 David DeJesus, L (1, 8) OBP: 0.283, SLG: 0.254	P5	P3		G6-3		L5		2H 1B		5	0	1	1	0	0	3	Kansas City Royals @ Cleveland Indians Jacobs Field, Cleveland, OH Sat Jul 24 2004, 7:05 PM EDT Att: 27,865 - Cloudy - 68 F		
Tony Graffanino, R (1, 4) OBP: 0.347, SLG: 0.351	2B 1B		L9	BB		2B		K		4	1	2	1	1	1	1			
29 Mike Sweeney, R (1, 3) OBP: 0.348, SLG: 0.509	G6-3		E7 1B	P2		F9			K	5	0	1	0	0	1	4			
Matt Stairs, L (1, 9) OBP: 0.327, SLG: 0.442	1B BB		P3		G4-3 2B		G3-1		K	4	0	1	0	1	1	1			
Ken Harvey, R (1, 10) OBP: 0.353, SLG: 0.449	1-2 1B		BB	BB	G4-3		G6-3		G6-3	4	0	1	1	1	0	1			
Joe Randa, R (1, 5) OBP: 0.346, SLG: 0.382	G3-1		BB	BB	F9		L9			3	0	0	0	1	0	3			
4 Angel Berroa, R (1, 6) OBP: 0.297, SLG: 0.381		K	G3		G5-3			K		4	0	0	0	0	2	4			
Ruben Mateo, R (1, 7) OBP: 0.333, SLG: 0.421		K		G1-3		2B 2B		14 BLK 9 1B HBP		3	2	1	0	0	1	0			
14 John Buck, R (1, 2) OBP: 0.222, SLG: 0.224				9 G6-3 1B				K		3	0	1	0	1	2	2			
Inning Stats	R: 1 E: 0 K: 0 S: 17	H: 2 LOB: 2 BB: 1 P: 30	R: 0 E: 0 K: 2 S: 8	H: 0 LOB: 1 BB: 1 P: 16	R: 0 E: 1 K: 0 S: 12	H: 1 LOB: 3 BB: 2 P: 24	R: 0 E: 0 K: 0 S: 6	H: 1 LOB: 2 BB: 1 P: 14	R: 0 E: 0 K: 1 S: 14	H: 2 LOB: 1 BB: 0 P: 22	R: 0 E: 0 K: 0 S: 6	H: 0 LOB: 0 BB: 0 P: 11	R: 1 E: 0 K: 3 S: 11	H: 1 LOB: 1 BB: 0 P: 18	R: 0 E: 0 K: 2 S: 10	H: 0 LOB: 0 BB: 0 P: 17	1B: 4 2B: 4 3B: 0 HR: 0	SF: 0 SAC: 0 DP: 0 HBP: 1	WP: 0 PA: 41 PB: 0 SB: 0 CS: 0
PITCHER	IP WLS BF H R ER SO BB IBB HBP BLK WP HR S P ERA WHIP																		
Kazuhiro Tadano, R (1, 1) ERA: 4.73	5.0	25	5	1	1	2	5	0	0	0	0	0	0	51	95	1.80	2.000		
Bob Howry, R (6, 1) ERA: 1.88	2.0	8	2	1	1	1	0	0	0	0	0	0	0	20	33	4.50	1.000		
59 Matt Miller, R (8, 1) ERA: 4.13	2.0	W 8	1	1	1	5	0	0	1	1	0	0	0	21	35	4.50	0.500		

Batter	1	2	3	4	5	6	7	8	9	AB	R	H	RBI	BB	SO	LOB	BOTTOM		
Coco Crisp, S (1, 8) OBP: 0.308, SLG: 0.412	P3			E6 G5-4-3		P3		K		4	0	0	0	0	1	3	Kansas City Royals @ Cleveland Indians Jacobs Field, Cleveland, OH Sat Jul 24 2004, 7:05 PM EDT Att: 27,865 - Cloudy - 68 F		
Omar Vizquel, S (1, 6) OBP: 0.384, SLG: 0.389	G5-3			G5-4-3		BLK 2B		2H 1B		4	1	2	1	0	0	1			
Ronnie Belliard, R (1, 4) OBP: 0.369, SLG: 0.417	G5-3			L4		41 F8 1H FC4-5 2B		41 BB		3	0	1	1	1	0	0			
41 Victor Martinez, S (1, 2) OBP: 0.376, SLG: 0.547			G6-3		48 2B 7-2 1B		F8		FC4-6-4 1B	4	0	1	0	0	0	2			
John McDonald, R (9, PR) OBP: 0.250, SLG: 0.283										0	1	0	0	0	0	0			
48 Travis Hafner, L (1, 10) OBP: 0.421, SLG: 0.596			K		1-3 2B		FC4-5		F7	4	0	1	0	0	1	2			
Casey Blake, R (1, 5) OBP: 0.348, SLG: 0.448										3	0	0	0	0	2	3			
Matt Lawton, L (9, FH) OBP: 0.374, SLG: 0.466			K							0	0	0	0	1	0	0			
Tim Laker, R (9, PR) OBP: 0.292, SLG: 0.325										0	1	0	0	0	0	0			
Ben Broussard, L (1, 3) OBP: 0.369, SLG: 0.428				P6						3	1	1	1	1	0	1			
Lou Merloni, R (1, 7) OBP: 0.356, SLG: 0.435										3	0	1	0	0	1	0			
24 Grady Sizemore, L (8, PR) OBP: 0.308, SLG: 0.417				K						1	0	1	1	0	0	0			
Jody Gerut, L (1, 9) OBP: 0.331, SLG: 0.407				K						2	0	0	0	0	1	0			
Inning Stats	R: 0 E: 0 K: 0 S: 13	H: 0 LOB: 0 BB: 0 P: 15	R: 0 E: 0 K: 2 S: 9	H: 0 LOB: 0 BB: 0 P: 14	R: 0 E: 0 K: 2 S: 10	H: 0 LOB: 0 BB: 0 P: 16	R: 0 E: 1 K: 0 S: 7	H: 2 LOB: 1 BB: 0 P: 8	R: 0 E: 0 K: 0 S: 7	H: 0 LOB: 0 BB: 0 P: 9	R: 1 E: 0 K: 1 S: 14	H: 2 LOB: 1 BB: 0 P: 27	R: 1 E: 0 K: 1 S: 7	H: 2 LOB: 2 BB: 1 P: 11	R: 2 E: 0 K: 0 S: 14	H: 2 LOB: 2 BB: 2 P: 29	1B: 6 2B: 3 3B: 0 HR: 0	SF: 0 SAC: 1 DP: 2 HBP: 0	WP: 0 PA: 35 PB: 1 SB: 0 CS: 0
PITCHER	IP WLS BF H R ER SO BB IBB HBP BLK WP HR S P ERA WHIP																		
Brian Anderson, L (1, 1) ERA: 6.85	6.0	19	2	1	1	1	0	0	0	0	0	0	0	14	27	9.00	2.000		
Dennis Reyes, L (7, 1) ERA: 4.63	1.0	H 5	2	2	2	1	2	0	0	0	0	0	0	8	16	18.00	4.000		
Ryan Bukvich, R (8, 1) ERA: 2.84	1.0	H 6	2	0	0	0	0	0	0	0	0	0	0	4	5	0.00	0.000		
Jaime Cerda, L (9, 1) ERA: 2.48	0.2	H 2	0	0	0	0	0	0	0	0	0	0	0	2	6	∞	∞		
Scott Sullivan, R (9, 1) ERA: 3.94	0.0	L 1	0	0	0	0	1	0	0	0	0	0	0	2	6	∞	∞		
Rudy Seanez, R (9, 1) ERA: 5.0	0.0	B 2	2	1	1	0	0	0	0	0	0	0	0	7	13	∞	∞		



Batter	1	2	3	4	5	6	7	8	9	AB	R	H	RBI	BB	SO	LOB	TOP					
9 David DeJesus, L (1, 8) OBP: 0.282, SLG: 0.254	3-2 G6-3 1B		2-2 L8		0-0 FC3-6			2-2 G6-3		4	0	1	0	0	0	2	Kansas City Royals @ Cleveland Indians Jacobs Field, Cleveland, OH Sun Jul 25 2004, 1:05 PM EDT Att: 23,540 - Unknown - 70 F AB 31 R 1 H 6 RBI 1 BB 2 SO 3 LOB 12					
Tony Graffanino, R (1, 4) OBP: 0.346, SLG: 0.350	1-2 G6-3		0-0 G6-3		2-1 F7			0-0 FC6-4 1B		4	0	1	0	0	0	3						
29 Mike Sweeney, R (1, 10) OBP: 0.344, SLG: 0.503	0-1 F9				0-0 F9			0-1 FC6-4 1B		4	0	0	0	0	0	1						
Matt Stairs, L (1, 9) OBP: 0.326, SLG: 0.439		2-2 P5			0-0 E6 1B			0-0 G5-4-3 1B		4	1	1	0	0	1	0						
Ken Harvey, R (1, 3) OBP: 0.391, SLG: 0.450	0-1 G1-3 2B				2-1 G5-3			1-0 G5-4-3		4	0	1	0	0	0	2						
Joe Randa, R (1, 5) OBP: 0.348, SLG: 0.384	2-0 G1-3				0-1 1B			1-0 G4-3		4	0	2	1	0	0	1						
4 Angel Berroa, R (1, 6) OBP: 0.294, SLG: 0.377	2-3 K				0-0 G3			1-2 P4-3 1B		3	0	0	0	0	1	3						
Dee Brown, L (1, 7) OBP: 0.282, SLG: 0.305			2-3 K		0-1 G3-1			0-0 L6		3	0	0	0	0	1	0						
14 John Buck, R (1, 2) OBP: 0.240, SLG: 0.221			4-1 BB		4-2 BB			0-0 G4-3		1	0	0	0	2	0	0						
Inning Stats	R: 0 E: 0 K: 0 S: 8	H: 1 LOB: 0 BB: 0 P: 12	R: 0 E: 0 K: 1 S: 9	H: 1 LOB: 1 BB: 0 P: 15	R: 0 E: 0 K: 1 S: 9	H: 0 LOB: 1 BB: 1 P: 17	R: 1 E: 1 K: 0 S: 7	H: 1 LOB: 1 BB: 0 P: 9	R: 0 E: 0 K: 1 S: 8	H: 0 LOB: 0 BB: 0 P: 14	R: 0 E: 0 K: 1 S: 7	H: 0 LOB: 0 BB: 0 P: 13	R: 0 E: 0 K: 0 S: 6	H: 1 LOB: 0 BB: 0 P: 7	R: 0 E: 0 K: 0 S: 7	H: 1 LOB: 1 BB: 0 P: 9	R: 0 E: 0 K: 0 S: 3	H: 1 LOB: 0 BB: 0 P: 5	1B: 5 2B: 2 3B: 0 HR: 0	SF: 0 SAC: 0 DP: 2 HBP: 0	WP: 0 PB: 0 SB: 0 CS: 0	PA: 33
PITCHER 37 Jake Westbrook, R (1, 1) ERA: 3.1	IP: 9.0 WLS: W BF: 33 H: 6 R: 1 ER: 0 SO: 3 BB: 2 IBB: 0 HBP: 0 BLK: 0 WP: 0 HR: 0 S: 64 P: 101 ERA: 0.00 WHIP: 0.889															PITCHER	IP: WLS: BF: H: R: ER: SO: BB: IBB: HBP: BLK: WP: HR: S: P: ERA: WHIP:					


Batter	1	2	3	4	5	6	7	8	9	AB	R	H	RBI	BB	SO	LOB	BOTTOM			
Jody Gerut, L (1, 9) OBP: 0.333, SLG: 0.410	1-1 SH5-3 48 1B 2B		0-0 G3					3-2 G5-3 1B		4	1	2	0	0	0	0	Kansas City Royals @ Cleveland Indians Jacobs Field, Cleveland, OH Sun Jul 25 2004, 1:05 PM EDT Att: 23,540 - Unknown - 70 F AB 31 R 5 H 8 RBI 5 BB 1 SO 3 LOB 9			
Omar Vizquel, S (1, 6) OBP: 0.384, SLG: 0.388	0-0 SH5-3		0-1 F9		2-1 G5-3			2-2 48 Cl 1B		3	0	1	0	0	0	1				
48 Travis Hafner, L (1, 10) OBP: 0.421, SLG: 0.593	0-0 2B 1B		2-2 G4-3		3-2 F8			1-2 Cl 1B		3	1	1	1	0	0	1				
Casey Blake, R (1, 5) OBP: 0.350, SLG: 0.452	2-0 1B 2B		2-2 G5-3					0-1 FC3-6 1B		4	1	2	0	0	0	2				
Ben Broussard, L (1, 3) OBP: 0.368, SLG: 0.422	4-2 1B G3 BB		1-3 K					0-1 FC3-6 1B		3	1	0	0	1	1	1				
Ronnie Belliard, R (1, 4) OBP: 0.368, SLG: 0.416	0-0 G3 1B				3-2 G5-3			1-1 L7		4	0	1	2	0	0	1				
Coco Crisp, S (1, 7) OBP: 0.304, SLG: 0.405	0-2 G3				0-0 B1-3			2-2 G5-3		4	0	0	1	0	0	2				
24 Grady Sizemore, L (1, 8) OBP: 0.313, SLG: 0.600	3-2 G4-3				0-1 F9			2-1 HR		3	1	1	1	0	0	1				
Tim Laker, R (1, 2) OBP: 0.283, SLG: 0.313		1-3 K			1-1 P6			1-3 K		3	0	0	0	0	2	0				
Inning Stats	R: 4 E: 0 K: 0 S: 15	H: 4 LOB: 1 BB: 1 P: 25	R: 0 E: 0 K: 1 S: 6	H: 0 LOB: 0 BB: 0 P: 7	R: 0 E: 0 K: 1 S: 11	H: 0 LOB: 0 BB: 0 P: 16	R: 0 E: 0 K: 0 S: 6	H: 0 LOB: 0 BB: 0 P: 9	R: 0 E: 0 K: 0 S: 12	H: 1 LOB: 1 BB: 0 P: 21	R: 0 E: 0 K: 0 S: 10	H: 1 LOB: 0 BB: 0 P: 13	R: 1 E: 1 K: 1 S: 16	H: 2 LOB: 2 BB: 0 P: 24	R: 0 E: 0 K: 0 S: 8	H: 0 LOB: 0 BB: 0 P: 11	1B: 5 2B: 2 3B: 0 HR: 1	SF: 0 SAC: 1 DP: 0 HBP: 0	WP: 0 PB: 0 SB: 0 CS: 0	PA: 34
PITCHER 23 Zack Greinke, R (1, 1) ERA: 4.77 Nate Field, R (7, 1) ERA: 4.12	IP: 6.2 WLS: L BF: 29 H: 8 R: 5 ER: 5 SO: 3 BB: 1 IBB: 0 HBP: 0 BLK: 0 WP: 0 HR: 1 S: 71 P: 109 ERA: 6.75 WHIP: 1.350															PITCHER	IP: WLS: BF: H: R: ER: SO: BB: IBB: HBP: BLK: WP: HR: S: P: ERA: WHIP:			

Batter	1	2	3	4	5	6	7	8	9	AB	R	H	RBI	BB	SO	LOB	TOP					
20 Omar Infante, R OBP: 0.337, SLG: 0.483										6	1	2	1	0	2	5	Detroit Tigers @ Cleveland Indians Jacobs Field, Cleveland, OH Mon Jul 26 2004, 7:05 PM EDT Att: 18,359 - Overcast - 69 F					
9 Carlos Guillen, S OBP: 0.391, SLG: 0.579 Jason Smith, L OBP: 0.339, SLG: 0.614										4	2	2	4	0	0	2						
Ivan Rodriguez, R OBP: 0.399, SLG: 0.540 Mike DiFelice, R OBP: 0.286, SLG: 0.278										4	0	0	0	0	1	1						
Dmitri Young, S OBP: 0.381, SLG: 0.497 30 Chris Shelton, R OBP: 0.356, SLG: 0.351										3	2	2	0	1	0	0						
Rondell White, R OBP: 0.341, SLG: 0.453 Eric Munson, L OBP: 0.301, SLG: 0.461										4	2	1	2	0	0	2						
33 Marcus Thames, R OBP: 0.343, SLG: 0.682										5	2	3	2	0	0	2						
Bobby Higginson, L OBP: 0.356, SLG: 0.374										4	1	1	1	1	1	1						
15 Brandon Inge, R OBP: 0.354, SLG: 0.500										5	2	4	2	0	0	1						
Nook Logan, S OBP: 0.409, SLG: 0.400										4	1	2	0	1	1	1						
Inning Stats	R: 6 E: 0 K: 2 S: 31	H: 7 LOB: 2 BB: 1 P: 48	R: 0 E: 0 K: 0 S: 10	H: 0 LOB: 0 BB: 0 P: 14	R: 0 E: 0 K: 0 S: 9	H: 2 LOB: 1 BB: 0 P: 16	R: 0 E: 0 K: 0 S: 9	H: 0 LOB: 0 BB: 0 P: 13	R: 6 E: 0 K: 1 S: 17	H: 4 LOB: 0 BB: 2 P: 33	R: 1 E: 0 K: 0 S: 14	H: 2 LOB: 1 BB: 0 P: 20	R: 0 E: 0 K: 3 S: 11	H: 0 LOB: 0 BB: 0 P: 15	R: 0 E: 0 K: 0 S: 8	H: 0 LOB: 1 BB: 0 P: 14		R: 0 E: 0 K: 0 S: 10	H: 2 LOB: 1 BB: 0 P: 14	1B: 10 2B: 4 3B: 1 HR: 2	SF: 0 SAC: 0 DP: 2 HBP: 1	WP: 1 PB: 0 SB: 0 CS: 0
PITCHER	IP WLS BF H R ER SO BB IBB HBP BLK WP HR S P ERA WHIP																					
31 Cliff Lee, L ERA: 4.65	0.2 L 9 6 6 6 2 1 0 0 0 0 0 1 25 40 81.00 10.500																					
Rick White, R ERA: 3.78	3.2 16 5 3 3 0 0 1 0 0 0 0 0 41 68 7.36 1.364																					
59 Matt Miller, R ERA: 5.1	1.2 10 4 4 4 1 1 0 0 0 0 1 1 24 36 21.60 3.000																					
Bob Howry, R ERA: 1.65	2.0 7 0 0 0 3 0 0 0 1 0 0 0 19 29 0.00 0.000																					
David Riske, R ERA: 4.56	1.0 4 2 0 0 0 0 0 0 0 0 0 0 10 14 0.00 2.000																					
Ronnie Belliard, R OBP: 0.369, SLG: 0.414										4	2	1	0	0	0	0	Detroit Tigers @ Cleveland Indians Jacobs Field, Cleveland, OH Mon Jul 26 2004, 7:05 PM EDT Att: 18,359 - Overcast - 69 F					
Omar Vizquel, S OBP: 0.384, SLG: 0.388 John McDonald, R OBP: 0.258, SLG: 0.323										3	0	1	0	0	0	0						
Matt Lawton, L OBP: 0.372, SLG: 0.463 24 Grady Sizemore, L OBP: 0.389, SLG: 0.625										3	0	0	0	0	0	2						
41 Victor Martinez, S OBP: 0.377, SLG: 0.545										5	0	2	1	0	0	3						
Casey Blake, R OBP: 0.346, SLG: 0.447										4	0	0	0	0	2	6						
48 Travis Hafner, L OBP: 0.419, SLG: 0.589										4	0	1	0	0	0	4						
Lou Merloni, R OBP: 0.359, SLG: 0.451										3	1	1	1	1	0	0						
Jody Gerut, L OBP: 0.329, SLG: 0.406										4	0	0	0	0	2	3						
Coco Crisp, S OBP: 0.299, SLG: 0.399										4	0	0	0	0	0	3						
Inning Stats	R: 0 E: 0 K: 0 S: 7	H: 0 LOB: 0 BB: 0 P: 14	R: 0 E: 0 K: 1 S: 12	H: 2 LOB: 3 BB: 1 P: 19	R: 1 E: 1 K: 0 S: 9	H: 1 LOB: 2 BB: 0 P: 15	R: 1 E: 0 K: 0 S: 10	H: 1 LOB: 0 BB: 0 P: 14	R: 0 E: 0 K: 1 S: 7	H: 0 LOB: 0 BB: 0 P: 12	R: 2 E: 1 K: 1 S: 21	H: 3 LOB: 2 BB: 0 P: 30	R: 0 E: 0 K: 1 S: 5	H: 0 LOB: 0 BB: 0 P: 8	R: 0 E: 0 K: 0 S: 9	H: 0 LOB: 1 BB: 1 P: 15		1B: 6 2B: 0 3B: 1 HR: 1	SF: 0 SAC: 0 DP: 0 HBP: 1	WP: 1 PB: 0 SB: 0 CS: 0	PA: 40	
PITCHER	IP WLS BF H R ER SO BB IBB HBP BLK WP HR S P ERA WHIP																					
Mike Maroth, L ERA: 4.6	7.0 W 33 8 4 4 3 1 1 0 0 0 0 0 14 23 0.00 0.500																					
Esteban Yan, R ERA: 3.97	2.0 7 0 0 0 1 1 0 0 0 0 0 0 14 23 0.00 0.500																					

Batter	1	2	3	4	5	6	7	8	9	AB	R	H	RBI	BB	SO	LOB	TOP										
Jason Smith, L (1,4) OBP: 0.349, SLG: 0.656	G4-3			HR		HR	K			4	2	2	1	0	1	1											
9 Carlos Guillen, S (1,6) OBP: 0.390, SLG: 0.680	K			1B		HR		G4-3		4	2	2	2	0	1	0											
Ivan Rodriguez, R (1,2) OBP: 0.396, SLG: 0.533	L8			1B		F9		L9		4	0	1	0	0	0	0											
Dmitri Young, S (1,10) OBP: 0.381, SLG: 0.486			G4-3	SF8		G4-3		G1-5-3		3	0	0	1	0	0	0											
Rondell White, R (1,7) OBP: 0.342, SLG: 0.460	K			L4		1B		G6-3		4	0	1	0	0	1	1											
Carlos Pena, L (1,3) OBP: 0.312, SLG: 0.438	G3			F8		K		G3		4	0	0	0	0	1	2											
33 Marcus Thames, R (1,9) OBP: 0.321, SLG: 0.635			L7			F8		G4-3		4	0	0	0	0	0	0											
Eric Munson, L (1,5) OBP: 0.301, SLG: 0.457			L9			G4-3		BB		2	0	0	0	1	0	0											
Nook Logan, S (1,8) OBP: 0.379, SLG: 0.407			K			G4-3		F9		3	0	0	0	0	1	1											
Inning Stats	R: 0 E: 0 K: 1 S: 9	H: 0 LOB: 0 BB: 0 P: 13	R: 0 E: 0 K: 1 S: 8	H: 0 LOB: 0 BB: 0 P: 9	R: 0 E: 0 K: 1 S: 9	H: 0 LOB: 0 BB: 0 P: 14	R: 2 E: 0 K: 0 S: 15	H: 3 LOB: 1 BB: 0 P: 22	R: 0 E: 0 K: 0 S: 10	H: 0 LOB: 0 BB: 0 P: 15	R: 2 E: 0 K: 1 S: 14	H: 3 LOB: 1 BB: 0 P: 22	R: 0 E: 0 K: 1 S: 10	H: 0 LOB: 1 BB: 1 P: 16	R: 0 E: 0 K: 0 S: 9	H: 0 LOB: 0 BB: 0 P: 13	R: 0 E: 0 K: 0 S: 5	H: 0 LOB: 0 BB: 0 P: 8	1B: 4 2B: 0 3B: 0 HR: 2	SF: 1 SAC: 0 DP: 0 HBP: 0	WP: 0 PB: 0 SB: 0 CS: 0	PA: 34					
PITCHER	IP	WLS	BF	H	R	ER	SO	BB	IBB	HBP	BLK	WP	HR	S	P	ERA	WHIP										
Scott Elarton, R (1,1) ERA: 7.65	7.0	W	28	6	4	4	5	1	0	0	0	0	2	75	111	5.14	1.000										
63 Rafael Betancourt, R (8,1) ERA: 3.8	1.0	H	3	0	0	0	0	0	0	0	0	0	0	9	13	0.00	0.000										
Bob Wickman, R (9,1) ERA: 9.38	1.0	S	3	0	0	0	0	0	0	0	0	0	0	5	8	0.00	0.000										

Detroit Tigers @ Cleveland Indians
Jacobs Field, Cleveland, OH
Wed Jul 28 2004, 7:05 PM EDT
Att: 23,213 - Sunny - 73 F


AB 32
R 4
H 6
RBI 4
BB 1
SO 5
LOB 5



Batter	1	2	3	4	5	6	7	8	9	AB	R	H	RBI	BB	SO	LOB	BOTTOM										
Ronnie Belliard, R (1,4) OBP: 0.368, SLG: 0.409	G4-3	K		K				F9		4	0	0	1	1	2	3											
Omar Vizquel, S (1,6) OBP: 0.385, SLG: 0.392	1B		E6		F7	G5-3		BB		4	2	1	0	1	0	3											
Matt Lawton, L (1,7) OBP: 0.370, SLG: 0.458	1B		G4-3		G6-4-3			BB		5	0	2	1	0	0	3											
41 Victor Martinez, S (1,2) OBP: 0.376, SLG: 0.538	1B		K		G6-4-3			HR		4	1	2	0	0	1	2											
Casey Blake, R (1,5) OBP: 0.353, SLG: 0.466	1B		1B			G5-3		HR		4	1	3	3	0	0	0											
Lou Merloni, R (1,3) OBP: 0.351, SLG: 0.440	G5-3		F8			K		P6		4	0	0	0	0	1	4											
Ben Broussard, L (8,3) OBP: 0.365, SLG: 0.430										0	0	0	0	0	0	0											
Jody Gerut, L (1,9) OBP: 0.333, SLG: 0.406		G4-3		G4-3		BB		K		4	1	1	0	0	1	0											
Coco Crisp, S (1,10) OBP: 0.307, SLG: 0.413	G5-3			BB		BB		B2-3		3	0	1	0	1	0	0											
24 Grady Sizemore, L (1,8) OBP: 0.500, SLG: 0.579				FC5-4		BB		BB		2	0	1	0	2	0	1											
Inning Stats	R: 1 E: 0 K: 0 S: 11	H: 4 LOB: 2 BB: 0 P: 16	R: 0 E: 0 K: 1 S: 10	H: 1 LOB: 1 BB: 0 P: 15	R: 1 E: 1 K: 1 S: 14	H: 1 LOB: 1 BB: 0 P: 17	R: 0 E: 0 K: 1 S: 8	H: 0 LOB: 1 BB: 1 P: 15	R: 0 E: 0 K: 0 S: 5	H: 1 LOB: 0 BB: 0 P: 7	R: 1 E: 0 K: 1 S: 13	H: 2 LOB: 3 BB: 2 P: 26	R: 2 E: 0 K: 1 S: 17	H: 2 LOB: 0 BB: 0 P: 28	R: 0 E: 0 K: 0 S: 8	H: 0 LOB: 2 BB: 2 P: 16	1B: 9 2B: 1 3B: 0 HR: 1	SF: 0 SAC: 0 DP: 2 HBP: 0	WP: 0 PB: 0 SB: 1 CS: 0	PA: 39							
PITCHER	IP	WLS	BF	H	R	ER	SO	BB	IBB	HBP	BLK	WP	HR	S	P	ERA	WHIP										
29 Nate Robertson, L (1,1) ERA: 4.18	6.0	L	29	9	3	2	4	3	0	0	0	0	1	17	28	18.00	2.000										
Jamie Walker, L (7,1) ERA: 3.4	1.0	L	5	2	2	2	1	0	0	0	0	0	0	8	16	0.00	2.000										
Esteban Yan, R (8,1) ERA: 3.9	1.0		5	0	0	0	0	2	0	0	0	0	0	8	16	0.00	2.000										

Detroit Tigers @ Cleveland Indians
Jacobs Field, Cleveland, OH
Wed Jul 28 2004, 7:05 PM EDT
Att: 23,213 - Sunny - 73 F

AB 34
R 5
H 11
RBI 5
BB 5
SO 5
LOB 16



Batter	1	2	3	4	5	6	7	8	9	10	11	AB	R	H	RBI	BB	SO	LOB	TOP								
Ronnie Belliard, R OBP: 0.372, SLG: 0.419	(1,4) 3-2 2B		(1,0) 41 1B 2B	(1,0) G3-1 2B		(4,1) G3-6-3 BB		(1,1) G4-3		(0,1) F9		5	1	3	0	1	0	4									
Omar Vizquel, S OBP: 0.362, SLG: 0.394	(1,6) B3		(3,2) G4-3	(2,0) G3-1		(2,1) G3-6-3		(2,2) F9		(1,1) SF9 3B		6	1	1	0	0	0	4									
Matt Lawton, L OBP: 0.367, SLG: 0.454	(1,9) F8		(4,2) 41 1B BB	(0,0) G4-3						(1,0) P5		4	1	0	1	1	1	2									
41 Victor Martinez, S OBP: 0.372, SLG: 0.532	(1,2) P6		(0,0) 48 F9 1B BB	(1,3) K						(2,1) G3		6	1	1	1	0	3	2									
Casey Blake, R OBP: 0.355, SLG: 0.465		(2,2) 48 2B 1B	(2,2) 1B 1B		(0,2) G1-3					(4,0) SH5-4 48 1B HBP BB		5	2	2	1	1	2	0									
48 Travis Hafner, L OBP: 0.419, SLG: 0.589	(1,10) SH1-3 1H 2B	(3,2) 1B	(0,0) F9		(1,3) K					(2,1) 24 HBP SH5-4 1B		5	0	2	1	0	1	2									
Lou Merton, R OBP: 0.354, SLG: 0.444		(0,1) SH1-3	(1,0) 1B		(4,2)					(0,2) G3		1	0	1	1	0	0	0									
Ben Broussard, L OBP: 0.366, SLG: 0.429	(4,3)	(2,3) 1B	(3,3) 1B		(0,1) BB					(1,2) SH5-4		1	0	0	0	1	0	0									
Coco Crisp, S OBP: 0.312, SLG: 0.414	(1,7) P4		(1,2) 1B		(0,1) F8					(4,0) 24 HBP IBB		4	1	2	1	1	0	2									
24 Grady Sizemore, L OBP: 0.404, SLG: 0.522	(1,8) K		(2,2) F7		(0,0) B3					(4,0) E1 1B		4	0	1	0	0	1	3									
Inning Stats	R: 0 E: 0 K: 0 S: 11	H: 1 LOB: 1 BB: 0 P: 16	R: 1 E: 0 K: 1 S: 16	H: 2 LOB: 1 BB: 0 P: 24	R: 4 E: 0 K: 0 S: 23	H: 5 LOB: 2 BB: 1 P: 38	R: 0 E: 0 K: 1 S: 6	H: 1 LOB: 1 BB: 0 P: 10	R: 0 E: 0 K: 0 S: 4	H: 0 LOB: 0 BB: 1 P: 10	R: 0 E: 0 K: 3 S: 10	H: 0 LOB: 0 BB: 0 P: 19	R: 1 E: 1 K: 0 S: 11	H: 2 LOB: 1 BB: 0 P: 18	R: 0 E: 0 K: 0 S: 6	H: 0 LOB: 0 BB: 0 P: 11	R: 0 E: 0 K: 0 S: 5	H: 1 LOB: 3 BB: 2 P: 19	R: 1 E: 0 K: 2 S: 10	H: 1 LOB: 0 BB: 0 P: 16	1B: 8 2B: 4 3B: 1 HR: 0	SF: 1 SAC: 2 DP: 1 HBP: 1	WP: 0 PB: 0 SB: 1 CS: 0	PA: 50			
PITCHER	IP ERA WLS BF H R ER SO BB IBB HBP BLK WP HR S P ERA WHIP	2.2 6.94 3.1 12 1 0 0 2 2 0 0 0 0 0 0 23 40 0.00 0.900	2.0 3.91 8 2 1 0 3 0 0 0 0 0 0 0 0 21 37 0.00 1.000	1.0 4.52 4 0 0 0 0 1 0 0 0 0 0 0 0 6 15 0.00 1.000	0.2 2.59 4 1 0 0 0 0 1 1 0 0 0 0 3 13 0.00 1.500		PITCHER	IP ERA WLS BF H R ER SO BB IBB HBP BLK WP HR S P ERA WHIP	10.1 3.96 1.1 5 1 1 1 2 0 0 0 0 0 0 1 1 16.88 3.375																		

Cleveland Indians @ Kansas City Royals
Kauffman Stadium, Kansas City, MO
Fri Jul 30 2004, 7:10 PM CDT
Att: 32,079 - Cloudy - 79 F

AB	41
R	7
H	13
RBI	6
BB	5
SO	8
LOB	19



Batter	1	2	3	4	5	6	7	8	9	10	11	AB	R	H	RBI	BB	SO	LOB	BOTTOM								
9 David DeJesus, L OBP: 0.302, SLG: 0.273	(1,8) 29 BB 1B BB		(0,1) G1-3		(0,0) FC4 1B		(1,1) B3		(3,1) PB 29 2B		(2,3) K	5	1	2	0	1	1	0									
Tony Graffanino, R OBP: 0.331, SLG: 0.333	(1,4) K		(0,1) G1-3		(1,2) L7		(1,3) K		(0,1) G5-3			5	0	0	0	0	2	3									
Joe Randa, R OBP: 0.346, SLG: 0.384	(1,5) 1 SAFE		(0,1) G4-3		(2,2) FC4 29 E 2B		(4,2)		(4,2) 29 2B BB			3	1	1	0	2	0	1									
14 John Buck, R OBP: 0.222, SLG: 0.203	(10,2) 1-2 29 BB 1B				(1,2) 1-2 2B				(2,3) BB			0	0	0	0	0	0	0									
29 Mike Sweeney, R OBP: 0.344, SLG: 0.484	(1,10) 4-1 BB			(2,2) HR 1B	(0,1) E5 2B		(2,1) F8		(0,0) 2B			4	2	2	1	1	0	2									
Matt Stairs, L OBP: 0.328, SLG: 0.450	(1,9) 1-2 2-3 BB			(3,1) HR 1B	(3,2) 2B				(1,1) 1H 3H 2B			5	1	2	4	0	2	3									
Ken Harvey, R OBP: 0.346, SLG: 0.445	(1,3) G4-3			(3,1) HR 1B	(3,2) 2B				(2,0) F7			5	0	0	0	0	0	4									
Dee Brown, L OBP: 0.276, SLG: 0.305		(0,1) G4-3		(1,0) G6-3					(0,0) P5			5	0	1	0	0	1	0									
4 Angel Berroa, R OBP: 0.287, SLG: 0.364	(1,6) L8			(0,2) G6-3					(0,0) L8			5	0	0	0	0	1	1									
Alberto Castillo, R OBP: 0.256, SLG: 0.324					(1,2) 9 1B E 2B				(2,3) K			3	1	1	0	0	0	0									
Desi Relaford, S OBP: 0.272, SLG: 0.277	(9,PH) G6-3											2	0	0	0	0	1	0									
(10,5)																											
Inning Stats	R: 0 E: 0 K: 2 S: 13	H: 1 LOB: 3 BB: 2 P: 25	R: 0 E: 0 K: 0 S: 8	H: 0 LOB: 0 BB: 0 P: 12	R: 0 E: 0 K: 0 S: 6	H: 0 LOB: 0 BB: 0 P: 6	R: 2 E: 0 K: 0 S: 11	H: 2 LOB: 1 BB: 0 P: 17	R: 3 E: 2 K: 0 S: 21	H: 3 LOB: 1 BB: 0 P: 29	R: 0 E: 0 K: 0 S: 8	H: 0 LOB: 0 BB: 0 P: 13	R: 0 E: 0 K: 1 S: 10	H: 0 LOB: 1 BB: 1 P: 18	R: 0 E: 0 K: 0 S: 5	H: 1 LOB: 1 BB: 0 P: 7	R: 1 E: 0 K: 1 S: 12	H: 2 LOB: 2 BB: 1 P: 21	R: 0 E: 0 K: 2 S: 7	H: 0 LOB: 0 BB: 0 P: 10	R: 0 E: 0 K: 2 S: 8	H: 0 LOB: 0 BB: 0 P: 13	1B: 4 2B: 4 3B: 0 HR: 1	SF: 0 SAC: 0 DP: 0 HBP: 0	WP: 0 PB: 1 SB: 0 CS: 0	PA: 46	
PITCHER	IP ERA WLS BF H R ER SO BB IBB HBP BLK WP HR S P ERA WHIP	5.0 3.18 1.2 6 0 0 0 1 1 0 0 0 0 0 0 16 27 0.00 0.600	7.1 3.07 1.1 5 1 0 0 0 0 0 0 0 0 0 0 7 11 0.00 0.750	1.0 1.53 2.0 1 1 1 1 0 0 0 0 0 0 0 0 12 21 0.00 3.000	1.0 4.0 2.0 W 6 0 0 0 4 0 0 0 0 0 0 0 15 23 9.00 0.000		PITCHER	IP ERA WLS BF H R ER SO BB IBB HBP BLK WP HR S P ERA WHIP	10.1 3.96 1.1 5 1 1 1 2 0 0 0 0 0 0 1 1 16.88 3.375																		

Cleveland Indians @ Kansas City Royals
Kauffman Stadium, Kansas City, MO
Fri Jul 30 2004, 7:10 PM CDT
Att: 32,079 - Cloudy - 79 F

AB	42
R	6
H	9
RBI	5
BB	4
SO	8
LOB	14



Batter	1	2	3	4	5	6	7	8	9	AB	R	H	RBI	BB	SO	LOB	TOP					
Matt Lawton, L (1, 7) OBP: 0.365, SLG: 0.451	F8		G3-1				F8		P5	5	0	1	0	0	0	1						
Omar Vizquel, S (1, 6) OBP: 0.363, SLG: 0.403	HR		G3-1				F8		41 1B	4	1	2	1	0	0	2						
48 Travis Hafner, L (1, 10) OBP: 0.417, SLG: 0.584	G4-3						CS BB		F7	3	0	0	0	1	1	3						
41 Victor Martinez, S (1, 2) OBP: 0.371, SLG: 0.528	K						F7		G4-3	4	0	1	0	0	1	3						
Ben Broussard, L (1, 3) OBP: 0.367, SLG: 0.427									G4-3	3	2	1	0	1	0	2						
Casey Blake, R (1, 5) OBP: 0.357, SLG: 0.464									F7	3	0	1	0	0	1	2						
Jody Gerut, L (1, 9) OBP: 0.334, SLG: 0.406									FC4-6	3	0	1	1	1	0	1						
Ronnie Belliard, R (1, 4) OBP: 0.371, SLG: 0.417									L1	4	0	1	0	0	1	3						
24 Grady Sizemore, L (1, 8) OBP: 0.457, SLG: 0.481									F9	4	0	1	0	0	1	1						
									P3	4	0	1	0	0	1	3						
									F8	4	0	1	0	0	1	1						
									G3-1	4	0	1	0	0	1	1						
									F8	4	0	1	0	0	1	1						
Inning Stats	R: 1 E: 0 K: 1 S: 14	H: 1 LOB: 0 BB: 0 P: 22	R: 1 E: 0 K: 0 S: 8	H: 3 LOB: 1 BB: 0 P: 12	R: 0 E: 0 K: 1 S: 13	H: 0 LOB: 0 BB: 0 P: 19	R: 1 E: 0 K: 1 S: 9	H: 1 LOB: 2 BB: 0 P: 18	R: 0 E: 0 K: 1 S: 17	H: 2 LOB: 2 BB: 0 P: 24	R: 0 E: 0 K: 0 S: 11	H: 0 LOB: 0 BB: 0 P: 15	R: 0 E: 0 K: 0 S: 5	H: 2 LOB: 2 BB: 0 P: 10	R: 0 E: 0 K: 0 S: 10	H: 2 LOB: 2 BB: 0 P: 17	R: 0 E: 0 K: 0 S: 11	H: 0 LOB: 1 BB: 1 P: 19	1B: 8 2B: 0 3B: 0 HR: 1	SF: 0 SAC: 0 DP: 1 HBP: 1	WP: 0 PB: 0 SB: 0 CS: 1	PA: 37
PITCHER	IP	WLS	BF	H	R	ER	SO	BB	IBB	HBP	BLK	WP	HR	S	P	ERA	WHIP					
23 Zack Greinke, R (1, 1) ERA: 4.81	5.0	W	22	7	3	3	4	2	0	1	0	0	1	61	95	5.40	1.800					
D.J. Carrasco, R (6, 1) ERA: 3.95	3.0		11	2	0	0	1	0	0	0	0	0	0	26	42	0.00	0.667					
Nate Field, R (9, 1) ERA: 3.92	1.0		4	0	0	0	0	1	0	0	0	0	0	11	19	0.00	1.000					

Cleveland Indians @ Kansas City Royals
Kauffman Stadium, Kansas City, MO

AB 33
R 3
H 9
RBI 2
BB 3
SO 5
LOB 18



Sat Jul 31 2004, 6:10 PM CDT
Att: 27,689 - Sunny - 86 F

Batter	1	2	3	4	5	6	7	8	9	AB	R	H	RBI	BB	SO	LOB	BOTTOM				
9 David DeJesus, L (1, 8) OBP: 0.320, SLG: 0.296	FC1-2									3	1	3	1	0	0	0					
Tony Graffanino, R (1, 4) OBP: 0.332, SLG: 0.335	B1									2	1	1	0	0	0	1					
Wilton Guerrero, S (4, 4) OBP: 0.200, SLG: 0.333										3	0	0	0	0	0	5					
29 Mike Sweeney, R (1, 10) OBP: 0.343, SLG: 0.499	E5									5	1	1	2	0	1	6					
Matt Stairs, L (1, 9) OBP: 0.335, SLG: 0.463	FC1-2									3	2	2	3	2	0	2					
Ken Harvey, R (1, 3) OBP: 0.349, SLG: 0.447	F9									5	0	3	2	0	0	3					
Dee Brown, L (1, 7) OBP: 0.273, SLG: 0.301										5	0	1	0	0	1	5					
4 Angel Berroa, R (1, 6) OBP: 0.289, SLG: 0.363	F8									4	1	1	0	0	0	2					
Desi Relaford, S (1, 5) OBP: 0.279, SLG: 0.294										4	2	2	1	1	0	2					
14 John Buck, R (1, 2) OBP: 0.235, SLG: 0.218	FC6-4									4	2	2	0	0	0	2					
										1B: 11 2B: 2 3B: 1 HR: 2	SF: 0 SAC: 1 DP: 2 HBP: 2	WP: 1 PB: 0 SB: 0 CS: 1	PA: 44								
PITCHER	IP	WLS	BF	H	R	ER	SO	BB	IBB	HBP	BLK	WP	HR	S	P	ERA	WHIP				
Kazuhiro Tadano, R (1, 1) ERA: 4.95	3.2	L	23	8	7	3	1	0	1	0	0	1	1	46	76	7.36	2.727				
Chad Durbin, R (4, 1) ERA: 7.36	2.2		14	5	2	2	1	0	1	1	0	1	1	40	63	6.75	1.875				
59 Matt Miller, R (7, 1) ERA: 5.12	1.2		7	3	1	1	0	0	0	0	0	0	0	13	19	5.40	1.800				

Cleveland Indians @ Kansas City Royals
Kauffman Stadium, Kansas City, MO

AB 38
R 10
H 16
RBI 9
BB 3
SO 2
LOB 28



Sat Jul 31 2004, 6:10 PM CDT
Att: 27,689 - Sunny - 86 F

Batter	1	2	3	4	5	6	7	8	9	AB	R	H	RBI	BB	SO	LOB	TOP					
Ronnie Belliard, R OBP: 0.371, SLG: 0.420	F9			G4-3				E6		5	0	2	1	0	0	2						
Omar Vizquel, S OBP: 0.355, SLG: 0.398	P3	F9			G6-3	L7		SF8		4	0	0	1	0	0	3						
Matt Lawton, L OBP: 0.366, SLG: 0.447										3	0	0	0	1	0	2						
Casey Blake, R OBP: 0.353, SLG: 0.458	G4-3							G3		5	0	0	0	0	2	3						
Lou Merloni, R OBP: 0.358, SLG: 0.445										4	0	2	0	0	1	0						
Ben Broussard, L OBP: 0.370, SLG: 0.430		G5-3								1	1	1	0	0	0	0						
48 Travis Hafner, L OBP: 0.418, SLG: 0.592										4	2	2	1	1	1	3						
John McDonald, R OBP: 0.258, SLG: 0.323										0	0	0	0	0	0	0						
Tim Laker, R OBP: 0.292, SLG: 0.322										4	1	2	0	0	0	0						
41 Victor Martinez, S OBP: 0.370, SLG: 0.527										1	0	0	0	0	0	1						
Coco Crisp, S OBP: 0.314, SLG: 0.419										4	1	2	1	0	0	2						
24 Grady Sizemore, L OBP: 0.487, SLG: 0.600										3	2	2	2	0	0	1						
Inning Stats	R: 0 E: 0 K: 0 S: 8	H: 0 LOB: 1 BB: 0 P: 13	R: 2 E: 0 K: 0 S: 17	H: 3 LOB: 2 BB: 1 P: 32	R: 0 E: 0 K: 2 S: 14	H: 1 LOB: 1 BB: 0 P: 21	R: 0 E: 0 K: 0 S: 6	H: 1 LOB: 1 BB: 0 P: 10	R: 0 E: 0 K: 0 S: 13	H: 1 LOB: 2 BB: 1 P: 20	R: 2 E: 0 K: 0 S: 14	H: 3 LOB: 1 BB: 0 P: 22	R: 1 E: 0 K: 2 S: 15	H: 2 LOB: 1 BB: 0 P: 23	R: 1 E: 1 K: 0 S: 10	H: 0 LOB: 1 BB: 0 P: 17	R: 1 E: 0 K: 0 S: 9	H: 2 LOB: 1 BB: 0 P: 11	1B: 9 2B: 2 3B: 0 HR: 2	SF: 2 SAC: 0 DP: 1 HBP: 2	WP: 0 PB: 0 SB: 0 CS: 0	PA: 44
PITCHER	IP	WLS	BF	H	R	ER	SO	BB	IBB	HBP	BLK	WP	HR	S	P	ERA	WHIP					
Darrell May, L ERA: 5.13	5.0	W	24	6	2	2	2	2	0	0	0	0	0	58	96	3.60	1.600					
Scott Sullivan, R ERA: 4.35	1.2		10	5	3	3	2	0	0	0	0	0	2	26	39	16.20	3.000					
Jaime Cerda, L ERA: 2.48	1.1	H	6	0	1	0	0	0	0	1	0	0	0	13	23	0.00	0.000					
Shawn Camp, R ERA: 3.2	1.0	S	4	2	1	1	0	0	0	0	0	0	0	9	11	9.00	2.000					

Cleveland Indians @ Kansas City Royals
Kauffman Stadium, Kansas City, MO

Sun Aug 01 2004, 1:10 PM CDT
Att: 15,641 - Cloudy - 84 F

AB 38
R 7
H 13
RBI 6
BB 2
SO 4
LOB 17



Batter	1	2	3	4	5	6	7	8	9	AB	R	H	RBI	BB	SO	LOB	BOTTOM					
9 David DeJesus, L OBP: 0.318, SLG: 0.295	G6-3			K				G4-3		4	0	1	1	0	1	0						
Desti Relaford, S OBP: 0.282, SLG: 0.294										3	2	1	0	1	1	1						
29 Mike Sweeney, R OBP: 0.339, SLG: 0.493	F7									4	0	0	0	0	1	2						
Ken Harvey, R OBP: 0.350, SLG: 0.453										4	0	2	2	0	1	0						
Joe Randa, R OBP: 0.345, SLG: 0.386	F7									4	1	1	0	0	0	2						
Ruben Mateo, R OBP: 0.316, SLG: 0.411										4	1	1	0	0	2	2						
Abraham Nunez, S OBP: 0.286, SLG: 0.294										4	1	2	2	0	1	0						
4 Angel Berroa, R OBP: 0.288, SLG: 0.362										4	1	1	0	0	0	1						
14 John Buck, R OBP: 0.250, SLG: 0.272										3	2	2	3	0	1	0						
Inning Stats	R: 1 E: 0 K: 0 S: 12	H: 2 LOB: 1 BB: 0 P: 21	R: 0 E: 0 K: 0 S: 7	H: 0 LOB: 0 BB: 0 P: 8	R: 1 E: 0 K: 1 S: 11	H: 2 LOB: 0 BB: 0 P: 16	R: 4 E: 0 K: 2 S: 22	H: 4 LOB: 0 BB: 0 P: 30	R: 1 E: 0 K: 1 S: 12	H: 1 LOB: 1 BB: 1 P: 21	R: 0 E: 0 K: 2 S: 10	H: 0 LOB: 0 BB: 0 P: 14	R: 0 E: 0 K: 1 S: 10	H: 0 LOB: 0 BB: 0 P: 17	R: 1 E: 0 K: 1 S: 11	H: 2 LOB: 1 BB: 0 P: 15	1B: 6 2B: 4 3B: 0 HR: 1	SF: 0 SAC: 0 DP: 0 HBP: 0	WP: 0 PB: 0 SB: 2 CS: 1	PA: 35		
PITCHER	IP	WLS	BF	H	R	ER	SO	BB	IBB	HBP	BLK	WP	HR	S	P	ERA	WHIP					
CC Sabathia, L ERA: 3.97	5.0	L	24	9	7	7	4	1	0	0	0	0	0	20	31	0.00	0.000					
Rick White, R ERA: 3.54	2.0		6	0	0	0	3	0	0	0	0	0	0	11	15	9.00	2.000					
David Riske, R ERA: 4.73	1.0		5	2	1	1	1	0	0	0	0	0	0	11	15	9.00	2.000					

Cleveland Indians @ Kansas City Royals
Kauffman Stadium, Kansas City, MO

Sun Aug 01 2004, 1:10 PM CDT
Att: 15,641 - Cloudy - 84 F

AB 34
R 8
H 11
RBI 8
BB 1
SO 8
LOB 8



Batter	1	2	3	4	5	6	7	8	9	AB	R	H	RBI	BB	SO	LOB	TOP				
Coco Crisp, S OBP: 0.313, SLG: 0.417 (1, 7)										4	0	1	0	0	0	2					
Omar Vizquel, S OBP: 0.390, SLG: 0.402 (1, 6)										4	0	2	0	0	0	0					
Ronnie Belliard, R OBP: 0.370, SLG: 0.420 (1, 4)										4	1	1	0	0	0	3					
41 Victor Martinez, S OBP: 0.372, SLG: 0.527 (1, 2)										2	0	1	1	1	1	0					
48 Travis Hafner, L OBP: 0.415, SLG: 0.585 (1, 10)										4	0	0	0	0	1	3					
Casey Blake, R OBP: 0.349, SLG: 0.453 (1, 5)										4	0	0	0	0	0	1					
Jody Gerut, L OBP: 0.336, SLG: 0.404 (1, 9)										2	0	0	0	2	1	0					
Lou Merloni, R OBP: 0.352, SLG: 0.438 (9, PH)										3	0	0	0	0	1	1					
Ben Broussard, L OBP: 0.372, SLG: 0.430 (9, PH)										0	0	0	0	1	0	0					
24 Grady Sizemore, L OBP: 0.465, SLG: 0.588 (1, 8)										4	0	1	0	0	0	4					
Inning Stats	R: 0 E: 1 K: 1 S: 14	H: 2 LOB: 2 BB: 1 P: 21	R: 0 E: 0 K: 0 S: 6	H: 0 LOB: 0 BB: 0 P: 10	R: 0 E: 0 K: 0 S: 8	H: 0 LOB: 0 BB: 0 P: 13	R: 1 E: 0 K: 0 S: 6	H: 1 LOB: 1 BB: 1 P: 9	R: 0 E: 0 K: 1 S: 10	H: 0 LOB: 0 BB: 0 P: 12	R: 0 E: 0 K: 1 S: 7	H: 0 LOB: 0 BB: 0 P: 11	R: 0 E: 0 K: 0 S: 9	H: 2 LOB: 2 BB: 0 P: 15	R: 0 E: 0 K: 0 S: 14	H: 1 LOB: 3 BB: 2 P: 26	1B: 3 2B: 3 3B: 0 HR: 0	SF: 1 SAC: 0 DP: 0 HBP: 0	WP: 1 PB: 0 SB: 0 CS: 0	PA: 36	
PITCHER	IP	WLS	BF	H	R	ER	SO	BB	IBB	HBP	BLK	WP	HR	S	P	ERA	WHIP				
Ted Lilly, L ERA: 3.78 (1, 1)	7.0	W	25	3	1	1	4	2	0	0	0	1	0	59	90	1.29	0.714				
Vinnie Chulk, R ERA: 2.91 (8, 1)	1.0		5	2	0	0	0	0	0	0	0	0	0	9	15	0.00	2.000				
54 Jason Frasor, R ERA: 2.09 (9, 1)	1.0		6	1	0	0	0	2	0	0	0	0	0	14	26	0.00	3.000				

Cleveland Indians @ Toronto Blue Jays
SkyDome, Toronto, ON
Mon Aug 02 2004, 1:05 PM EDT
Att: 17,549 - Sunny - 79 F

AB 31
R 1
H 6
RBI 1
BB 4
SO 4
LOB 14



Batter	1	2	3	4	5	6	7	8	9	AB	R	H	RBI	BB	SO	LOB	BOTTOM				
Frank Menechino, R OBP: 0.379, SLG: 0.456 (1, 5)										4	1	1	1	0	1	0					
Chris Gomez, R OBP: 0.348, SLG: 0.351 (1, 6)										4	1	0	0	0	1	1					
15 Alex Rios, R OBP: 0.350, SLG: 0.432 (1, 9)										4	1	2	0	0	2	0					
Carlos Delgado, L OBP: 0.321, SLG: 0.436 (1, 3)										4	0	2	1	0	1	2					
10 Vernon Wells, R OBP: 0.349, SLG: 0.474 (1, 8)										3	1	1	3	0	1	3					
3 Reed Johnson, R OBP: 0.329, SLG: 0.385 (6, 8)										1	0	0	0	0	1	0					
Josh Phelps, R OBP: 0.296, SLG: 0.417 (1, 10)										4	1	1	1	0	3	2					
9 Gregg Zaun, S OBP: 0.387, SLG: 0.402 (1, 2)										3	0	0	0	0	1	0					
Dave Berg, R OBP: 0.274, SLG: 0.313 (1, 7)										3	0	0	0	0	1	0					
Orlando Hudson, S OBP: 0.338, SLG: 0.407 (1, 4)										3	1	1	0	0	0	0					
Inning Stats	R: 4 E: 1 K: 0 S: 16	H: 3 LOB: 0 BB: 0 P: 32	R: 0 E: 0 K: 1 S: 8	H: 0 LOB: 0 BB: 0 P: 11	R: 0 E: 0 K: 2 S: 18	H: 1 LOB: 1 BB: 0 P: 25	R: 0 E: 0 K: 2 S: 11	H: 0 LOB: 0 BB: 0 P: 17	R: 2 E: 0 K: 2 S: 17	H: 4 LOB: 2 BB: 0 P: 24	R: 0 E: 0 K: 1 S: 10	H: 0 LOB: 0 BB: 0 P: 16	R: 0 E: 0 K: 1 S: 11	H: 0 LOB: 0 BB: 0 P: 14	R: 0 E: 0 K: 3 S: 9	H: 0 LOB: 0 BB: 0 P: 12	1B: 4 2B: 1 3B: 1 HR: 2	SF: 0 SAC: 0 DP: 0 HBP: 0	WP: 0 PB: 0 SB: 0 CS: 0	PA: 33	
PITCHER	IP	WLS	BF	H	R	ER	SO	BB	IBB	HBP	BLK	WP	HR	S	P	ERA	WHIP				
31 Cliff Lee, L ERA: 4.63 (1, 1)	4.1	L	22	8	6	2	6	0	0	0	0	0	0	16	25	0.00	0.000				
Bob Howry, R ERA: 1.4 (5, 1)	1.2		5	0	0	0	2	0	0	0	0	0	0	11	14	0.00	0.000				
David Riske, R ERA: 4.64 (7, 1)	1.0		3	0	0	0	1	0	0	0	0	0	0	9	12	0.00	0.000				
59 Matt Miller, R ERA: 4.96 (8, 1)	1.0		3	0	0	0	3	0	0	0	0	0	0	9	12	0.00	0.000				

Cleveland Indians @ Toronto Blue Jays
SkyDome, Toronto, ON
Mon Aug 02 2004, 1:05 PM EDT
Att: 17,549 - Sunny - 79 F

AB 33
R 6
H 8
RBI 6
BB 0
SO 12
LOB 8



Batter	1	2	3	4	5	6	7	8	9	AB	R	H	RBI	BB	SO	LOB	TOP										
Matt Lawton, L (1, 7) OBP: 0.362, SLG: 0.442	G4-3		G4-3		G4-3		K		G5-3	5	0	0	1	0	1	1	Cleveland Indians @ Toronto Blue Jays SkyDome, Toronto, ON Tue Aug 03 2004, 7:05 PM EDT Att: 15,025 - Sunny - 84 F										
Omar Vizquel, S (1, 6) OBP: 0.381, SLG: 0.402			G5-3				G3			3	1	1	0	1	0	0											
John McDonald, R (8, 6) OBP: 0.258, SLG: 0.323										0	0	0	0	0	0	0											
Coco Crisp, S (9, PH) OBP: 0.315, SLG: 0.417	BB								BB	0	0	0	0	1	0	0											
48 Travis Hafner, L (1, 10) OBP: 0.412, SLG: 0.588	K		P5							5	1	1	2	0	1	3											
41 Victor Martinez, S (1, 2) OBP: 0.370, SLG: 0.522										3	0	0	0	1	0	1											
Tim Laker, R (8, 2) OBP: 0.292, SLG: 0.322	G6-3									0	0	0	0	0	0	0											
Ben Broussard, L (1, 3) OBP: 0.377, SLG: 0.433										3	2	2	0	1	0	1											
Casey Blake, R (1, 5) OBP: 0.345, SLG: 0.459										4	1	1	2	0	0	3											
Jody Gerut, L (1, 9) OBP: 0.337, SLG: 0.405										4	1	2	0	0	0	1											
Ronnie Belliard, R (1, 4) OBP: 0.369, SLG: 0.421										4	0	1	1	0	0	2											
24 Grady Sizemore, L (1, 8) OBP: 0.426, SLG: 0.526	K									4	0	0	0	0	3	3											
Inning Stats	R: 0 E: 0 K: 1 S: 9	H: 0 LOB: 1 BB: 1 P: 17	R: 1 E: 0 K: 1 S: 12	H: 1 LOB: 1 BB: 23 P: 23	R: 0 E: 0 K: 0 S: 9	H: 0 LOB: 0 BB: 0 P: 13	R: 2 E: 0 K: 0 S: 10	H: 1 LOB: 0 BB: 1 P: 16	R: 2 E: 0 K: 1 S: 9	H: 2 LOB: 0 BB: 0 P: 15	R: 0 E: 0 K: 0 S: 12	H: 1 LOB: 1 BB: 0 P: 19	R: 0 E: 0 K: 1 S: 8	H: 0 LOB: 0 BB: 0 P: 13	R: 0 E: 0 K: 0 S: 9	H: 1 LOB: 1 BB: 1 P: 13	R: 1 E: 0 K: 1 S: 16	H: 2 LOB: 2 BB: 1 P: 27	1B: 5 2B: 1 3B: 0 HR: 2	SF: 0 SAC: 0 DP: 0 HBP: 0	WP: 0 PB: 0 SB: 2 CS: 0	PA: 39					
PITCHER	IP	WLS	BF	H	R	ER	SO	BB	IBB	HBP	BLK	WP	HR	S	P	ERA	WHIP										
Miguel Batista, R (1, 1) ERA: 4.08	7.0		29	5	5	5	4	3	0	0	0	0	2	69	116	6.43	1.143										
Justin Speier, R (8, 1) ERA: 4.51	1.0	W	4	1	0	0	0	0	0	0	0	0	0	9	13	0.00	1.000										
54 Jason Frasor, R (9, 1) ERA: 2.23	1.0	S	6	2	1	1	1	1	0	0	0	0	0	16	27	9.00	3.000										


Batter	1	2	3	4	5	6	7	8	9	AB	R	H	RBI	BB	SO	LOB	BOTTOM										
Chris Gomez, R (1, 6) OBP: 0.349, SLG: 0.352	P6		F9		E9 15 WP 2H		F9			5	0	2	1	0	0	1	Cleveland Indians @ Toronto Blue Jays SkyDome, Toronto, ON Tue Aug 03 2004, 7:05 PM EDT Att: 15,025 - Sunny - 84 F										
Eric Hinske, L (1, 5) OBP: 0.324, SLG: 0.397	K		F9		K		F9			5	0	0	0	0	3	5											
15 Alex Rios, R (1, 9) OBP: 0.351, SLG: 0.436			G1-3		K					5	1	2	0	0	1	4											
Carlos Delgado, L (1, 3) OBP: 0.323, SLG: 0.446	K									3	1	1	2	1	1	1											
10 Vernon Wells, R (1, 8) OBP: 0.351, SLG: 0.477										4	1	2	0	0	0	1											
Frank Catalanotto, L (1, 10) OBP: 0.380, SLG: 0.426										2	0	0	0	2	0	1											
Chris Woodward, R (8, PH) OBP: 0.295, SLG: 0.401										0	1	0	0	0	0	0											
9 Gregg Zaun, S (1, 2) OBP: 0.389, SLG: 0.414										3	2	1	1	1	1	2											
Dave Berg, R (1, 7) OBP: 0.288, SLG: 0.333										4	1	3	1	0	0	3											
3 Reed Johnson, R (9, 7) OBP: 0.325, SLG: 0.385										0	0	0	0	0	0	0											
Orlando Hudson, S (1, 4) OBP: 0.334, SLG: 0.403										3	0	0	0	0	2	3											
Frank Menechino, R (8, PH) OBP: 0.382, SLG: 0.456										0	0	0	1	1	0	0											
Inning Stats	R: 0 E: 0 K: 2 S: 14	H: 1 LOB: 1 BB: 0 P: 23	R: 1 E: 0 K: 1 S: 13	H: 2 LOB: 1 BB: 0 P: 20	R: 0 E: 0 K: 0 S: 3	H: 0 LOB: 0 BB: 0 P: 4	R: 0 E: 0 K: 0 S: 10	H: 0 LOB: 0 BB: 0 P: 13	R: 2 E: 1 K: 2 S: 21	H: 3 LOB: 1 BB: 0 P: 28	R: 0 E: 0 K: 1 S: 15	H: 0 LOB: 1 BB: 2 P: 27	R: 0 E: 1 K: 1 S: 16	H: 1 LOB: 1 BB: 0 P: 23	R: 4 E: 0 K: 1 S: 32	H: 4 LOB: 3 BB: 3 P: 55	1B: 6 2B: 4 3B: 0 HR: 2	SF: 0 SAC: 0 DP: 1 HBP: 0	WP: 2 PB: 0 SB: 0 CS: 0	PA: 39							
PITCHER	IP	WLS	BF	H	R	ER	SO	BB	IBB	HBP	BLK	WP	HR	S	P	ERA	WHIP										
Scott Elarton, R (1, 1) ERA: 7.47	5.2		24	6	3	3	5	2	0	0	0	0	0	70	106	4.76	1.412										
Bob Howry, R (8, 1) ERA: 1.31	1.1	H	5	1	0	0	2	0	0	0	0	0	0	22	32	0.00	0.750										
63 Rafael Betancourt, R (8, 1) ERA: 4.43	0.0	L	5	3	4	4	0	1	1	0	0	1	1	12	26	∞	∞										
Rick White, R (8, 1) ERA: 3.47	1.0		5	1	0	0	1	1	0	0	0	0	0	20	29	0.00	2.000										



Batter	1	2	3	4	5	6	7	8	9	AB	R	H	RBI	BB	SO	LOB	TOP				
Ronnie Belliard, R (1, 4) OBP: 0.370, SLG: 0.420										4	0	1	0	1	1	0	Cleveland Indians @ Chicago White Sox U.S. Cellular Field, Chicago, IL Fri Aug 06 2004, 8:05 PM EDT Att: 23,811 - Sunny - 73 F				
Omar Vizquel, S (1, 6) OBP: 0.355, SLG: 0.402										4	0	1	0	0	0	3					
Matt Lawton, L (1, 9) OBP: 0.364, SLG: 0.451										4	0	1	0	0	1	2					
Casey Blake, R (1, 5) OBP: 0.355, SLG: 0.466										4	1	1	0	0	1	3					
48 Travis Hafner, L (1, 10) OBP: 0.414, SLG: 0.693										3	1	1	0	0	0	0					
Lou Merten, R (1, 3) OBP: 0.355, SLG: 0.444										4	0	2	0	0	1	2					
Ben Broussard, L (8, 3) OBP: 0.380, SLG: 0.431										0	0	0	0	0	0	0					
Coco Crisp, S (1, 7) OBP: 0.318, SLG: 0.428										4	1	1	3	0	1	3					
24 Grady Sizemore, L (1, 8) OBP: 0.411, SLG: 0.500										4	0	1	0	0	0	2					
Tim Laker, R (1, 2) OBP: 0.280, SLG: 0.337										4	0	0	0	0	2	2					
Inning Stats	R: 0 E: 0 K: 1 S: 7	H: 1 LOB: 0 BB: 0 P: 12	R: 3 E: 0 K: 2 S: 24	H: 5 LOB: 2 BB: 0 P: 36	R: 0 E: 0 K: 0 S: 5	H: 0 LOB: 0 BB: 0 P: 6	R: 0 E: 0 K: 1 S: 10	H: 1 LOB: 1 BB: 0 P: 14	R: 0 E: 0 K: 0 S: 8	H: 1 LOB: 1 BB: 1 P: 16	R: 0 E: 1 K: 2 S: 17	H: 0 LOB: 2 BB: 0 P: 23	R: 0 E: 0 K: 1 S: 8	H: 0 LOB: 0 BB: 0 P: 13	R: 0 E: 0 K: 0 S: 9	H: 0 LOB: 0 BB: 0 P: 14	1B: 6 2B: 2 3B: 0 HR: 1	SF: 0 SAC: 0 DP: 2 HBP: 1	WP: 0 PB: 1 SB: 1 CS: 0	PA: 37	
PITCHER	IP	WLS	BF	H	R	ER	SO	BB	IBB	HBP	BLK	WP	HR	S	P	ERA	WHIP				
56 Mark Buehrle, L (1, 1) ERA: 3.83	6.2	L	30	9	3	3	5	1	0	0	0	0	0	1	78	120	4.05	1.500			
Cliff Politte, R (7, 1) ERA: 4.12	1.0		3	0	0	0	1	0	0	0	0	0	0	8	11	0.00	0.000				
Damaso Marte, L (8, 1) ERA: 3.06	0.2		2	0	0	0	1	0	0	0	0	0	0	6	8	0.00	0.000				
Shingo Takatsu, R (9, 1) ERA: 1.09	0.2		2	0	0	0	0	0	0	0	0	0	0	6	11	0.00	0.000				

Batter	1	2	3	4	5	6	7	8	9	AB	R	H	RBI	BB	SO	LOB	BOTTOM					
Aaron Rowand, R (1, 8) OBP: 0.361, SLG: 0.560										3	0	0	0	0	2	1	Cleveland Indians @ Chicago White Sox U.S. Cellular Field, Chicago, IL Fri Aug 06 2004, 8:05 PM EDT Att: 23,811 - Sunny - 73 F					
Roberto Alomar, S (1, 4) OBP: 0.370, SLG: 0.460										3	0	0	1	0	1	0						
Carlos Lee, R (1, 7) OBP: 0.359, SLG: 0.504										3	0	1	0	1	0	0						
14 Paul Konerko, R (1, 3) OBP: 0.360, SLG: 0.546										3	0	0	0	1	1	2						
Willie Harris, L (9, PR) OBP: 0.355, SLG: 0.312										0	0	0	0	0	0	0						
Carl Everett, S (1, 10) OBP: 0.314, SLG: 0.366										4	0	0	0	0	1	1						
Joe Borchard, S (1, 9) OBP: 0.255, SLG: 0.239										4	0	1	0	0	2	0						
5 Juan Uribe, R (1, 6) OBP: 0.317, SLG: 0.462										3	1	2	1	0	1	0						
24 Joe Crede, R (1, 5) OBP: 0.289, SLG: 0.409										3	0	0	0	0	1	1						
Jamie Burke, R (1, 2) OBP: 0.377, SLG: 0.458										2	1	2	0	0	0	0						
Timo Perez, L (8, PH) OBP: 0.298, SLG: 0.342										1	0	0	0	0	0	0						
Ben Davis, S (9, 2) OBP: 0.230, SLG: 0.300										0	0	0	0	0	0	0						
Inning Stats	R: 0 E: 0 K: 1 S: 7	H: 0 LOB: 0 BB: 0 P: 11	R: 0 E: 0 K: 1 S: 11	H: 0 LOB: 0 BB: 0 P: 15	R: 0 E: 0 K: 2 S: 12	H: 1 LOB: 1 BB: 0 P: 18	R: 0 E: 0 K: 0 S: 5	H: 1 LOB: 0 BB: 0 P: 7	R: 0 E: 0 K: 2 S: 13	H: 1 LOB: 1 BB: 0 P: 21	R: 1 E: 0 K: 0 S: 19	H: 1 LOB: 1 BB: 1 P: 30	R: 1 E: 0 K: 2 S: 11	H: 1 LOB: 0 BB: 0 P: 14	R: 0 E: 0 K: 1 S: 11	H: 0 LOB: 0 BB: 0 P: 15	R: 0 E: 0 K: 0 S: 13	H: 1 LOB: 2 BB: 1 P: 20	1B: 4 2B: 1 3B: 0 HR: 1	SF: 1 SAC: 1 DP: 1 HBP: 0	WP: 0 PB: 1 SB: 1 CS: 0	PA: 33
PITCHER	IP	WLS	BF	H	R	ER	SO	BB	IBB	HBP	BLK	WP	HR	S	P	ERA	WHIP					
CC Sabathia, L (1, 1) ERA: 3.83	7.0	W	26	5	2	1	8	1	0	0	0	0	0	11	78	116	1.29	0.857				
Bob Howry, R (8, 1) ERA: 1.17	1.0	H	3	0	0	0	1	0	0	0	0	0	0	11	15	0.00	0.000					
Bob Wickman, R (9, 1) ERA: 3.27	1.0	S	4	1	0	0	0	1	0	0	0	0	0	13	20	0.00	2.000					

AB	35
R	3
H	9
RBI	3
BB	1
SO	7
LOB	17



Batter	1	2	3	4	5	6	7	8	9	AB	R	H	RBI	BB	SO	LOB	TOP					
Matt Lawton, L (1, 7) OBP: 0.367, SLG: 0.458	4-1 2B BB		0-0 F7	1-0 F7			3-2 1B		2-0 HR	4	2	3	1	0	1		Cleveland Indians @ Chicago White Sox U.S. Cellular Field, Chicago, IL Sat Aug 07 2004, 7:05 PM EDT Att: 32,790 - Unknown - 75 F					
Omar Vizquel, S (1, 6) OBP: 0.383, SLG: 0.402	2-2 2B		2-2 G4-3		2-1 F7		2-1 G6-3		3-2 P4	5	1	1	0	0	0	1						
48 Travis Hafner, L (1, 10) OBP: 0.414, SLG: 0.600	1-0 G1-3		1-1 1B		0-0 1B			1-1 G5-3	1-1 G1-3	5	0	2	0	0	0	2						
Casey Blake, R (1, 5) OBP: 0.356, SLG: 0.469	3-2 PB 2B		0-1 1B		1-0 G6-4-3			2-3 K		4	0	2	2	0	1	1						
Ben Broussard, L (1, 3) OBP: 0.378, SLG: 0.428	1-2 F8		3-1 F8					2-1 1B		4	0	1	0	0	0	3						
Ronnie Belliard, R (1, 4) OBP: 0.369, SLG: 0.421	2-3 K			0-1 1B FC6-4				1-1 G5-3		4	1	1	0	0	2	2						
Coco Crisp, S (1, 8) OBP: 0.320, SLG: 0.429		1-2 F8		0-0 1B FC6-4				1-3 K		4	0	2	0	0	1	0						
Jody Gerut, L (1, 9) OBP: 0.336, SLG: 0.400		3-2 F8		0-0 FC6-4 WP			1-1 G5-4-3		2-2 FC4-6 24 1B HR	4	1	1	1	0	0	2						
Tim Laker, R (1, 2) OBP: 0.273, SLG: 0.327		1-3 K		1-2 G6-3 WP			0-0 G5-4-3		1-1 HR	3	0	0	0	0	1	2						
24 Grady Sizemore, L (9, PH) OBP: 0.421, SLG: 0.511				1-3 G6-3			1-2 G5-4-3		1-2 HR	1	1	1	0	0	0	0						
41 Victor Martinez, S (9, 2) OBP: 0.369, SLG: 0.519				1-3						0	0	0	0	0	0	0						
Inning Stats	R: 2 E: 0 K: 1 S: 15	H: 2 LOB: 1 BB: 1 P: 29	R: 0 E: 0 K: 1 S: 10	H: 0 LOB: 0 BB: 0 P: 15	R: 0 E: 0 K: 0 S: 10	H: 2 LOB: 2 BB: 0 P: 16	R: 1 E: 0 K: 0 S: 7	H: 2 LOB: 1 BB: 0 P: 10	R: 0 E: 0 K: 1 S: 6	H: 0 LOB: 0 BB: 0 P: 8	R: 0 E: 0 K: 0 S: 8	H: 2 LOB: 1 BB: 0 P: 14	R: 0 E: 0 K: 2 S: 11	H: 1 LOB: 1 BB: 0 P: 16	R: 3 E: 0 K: 0 S: 15	H: 3 LOB: 0 BB: 0 P: 27	1B: 9 2B: 3 3B: 0 HR: 1	SF: 0 SAC: 0 DP: 2 HBP: 0	WP: 1 PB: 1 CS: 0	PA: 39		
PITCHER	IP WLS BF H R ER SO BB IBB HBP BLK WP HR S P ERA WHIP	IP WLS BF H R ER SO BB IBB HBP BLK WP HR S P ERA WHIP	IP WLS BF H R ER SO BB IBB HBP BLK WP HR S P ERA WHIP	IP WLS BF H R ER SO BB IBB HBP BLK WP HR S P ERA WHIP	IP WLS BF H R ER SO BB IBB HBP BLK WP HR S P ERA WHIP	IP WLS BF H R ER SO BB IBB HBP BLK WP HR S P ERA WHIP	IP WLS BF H R ER SO BB IBB HBP BLK WP HR S P ERA WHIP	IP WLS BF H R ER SO BB IBB HBP BLK WP HR S P ERA WHIP	IP WLS BF H R ER SO BB IBB HBP BLK WP HR S P ERA WHIP	IP WLS BF H R ER SO BB IBB HBP BLK WP HR S P ERA WHIP	IP WLS BF H R ER SO BB IBB HBP BLK WP HR S P ERA WHIP	IP WLS BF H R ER SO BB IBB HBP BLK WP HR S P ERA WHIP	IP WLS BF H R ER SO BB IBB HBP BLK WP HR S P ERA WHIP	IP WLS BF H R ER SO BB IBB HBP BLK WP HR S P ERA WHIP	IP WLS BF H R ER SO BB IBB HBP BLK WP HR S P ERA WHIP	IP WLS BF H R ER SO BB IBB HBP BLK WP HR S P ERA WHIP	IP WLS BF H R ER SO BB IBB HBP BLK WP HR S P ERA WHIP					
Freddy Garcia, R (1, 1) ERA: 3.37	7.0	29	9	3	3	3	1	0	0	0	0	0	0	0	0	0	1	0	60	99	3.86	1.429
Damaso Marte, L (8, 1) ERA: 3.02	0.2	3	1	0	0	1	0	0	0	0	0	0	0	0	0	0	0	0	8	13	0.00	1.500
Cliff Politte, R (8, 1) ERA: 4.08	0.1	1	0	0	0	1	0	0	0	0	0	0	0	0	0	0	0	0	3	3	0.00	0.000
Shingo Takatsu, R (9, 1) ERA: 1.7	1.0	6	3	3	3	0	0	0	0	0	0	0	0	0	0	0	0	1	15	27	27.00	3.000

Batter	1	2	3	4	5	6	7	8	9	AB	R	H	RBI	BB	SO	LOB	BOTTOM					
Aaron Rowand, R (1, 8) OBP: 0.359, SLG: 0.554	0-0 F9		1-3 K			4-2 HR BB	0-1 G6-3			3	1	0	0	1	1	0	Cleveland Indians @ Chicago White Sox U.S. Cellular Field, Chicago, IL Sat Aug 07 2004, 7:05 PM EDT Att: 32,790 - Unknown - 75 F					
Roberto Alomar, S (1, 4) OBP: 0.374, SLG: 0.487	0-1 1B		2-3 K			0-0 HR	0-2 F7			4	1	2	3	0	1	0						
Carlos Lee, R (1, 7) OBP: 0.357, SLG: 0.500	1-1 F8			1-1 L5		1-1 P6		0-1 P6		3	0	0	0	0	0	1						
Timo Perez, L (9, PH) OBP: 0.297, SLG: 0.340				1-2 P3		1-2 G6-3		1-1 2B		4	0	1	0	0	1	1						
14 Paul Konerko, R (1, 3) OBP: 0.359, SLG: 0.546				0-1 G5-3		0-0 HR		4-0 G6-4-3		3	1	1	0	1	0	0						
Ross Gload, L (9, PR) OBP: 0.324, SLG: 0.365					1-3 K	2-2 HR		1-0 G6-4-3		4	1	1	2	0	1	2						
Carl Everett, S (1, 10) OBP: 0.317, SLG: 0.371		3-1 F9			0-0 G5-3					3	0	2	0	1	0	0						
5 Juan Uribe, R (1, 5) OBP: 0.317, SLG: 0.469		1-0 F9			1-3 K	2-2 HR		1-0 G6-4-3		4	1	1	2	0	1	2						
Joe Borchard, S (1, 9) OBP: 0.291, SLG: 0.265		3-1 1B			2-2 1B	4-2 BB				3	0	2	0	1	0	0						
Jose Valentin, S (1, 6) OBP: 0.294, SLG: 0.512		0-0 F8			2-2 L3	0-3 K				4	0	0	0	0	1	3						
Ben Davis, S (1, 2) OBP: 0.231, SLG: 0.297			2-1 L4			1-1 HR BB				4	1	1	0	0	2	0						
Inning Stats	R: 0 E: 0 K: 1 S: 8	H: 1 LOB: 0 BB: 0 P: 12	R: 0 E: 0 K: 0 S: 6	H: 1 LOB: 0 BB: 0 P: 13	R: 0 E: 0 K: 2 S: 11	H: 0 LOB: 0 BB: 0 P: 16	R: 0 E: 0 K: 0 S: 7	H: 0 LOB: 0 BB: 0 P: 9	R: 0 E: 0 K: 1 S: 11	H: 1 LOB: 0 BB: 0 P: 16	R: 5 E: 0 K: 1 S: 22	H: 4 LOB: 1 BB: 2 P: 35	R: 0 E: 0 K: 1 S: 9	H: 0 LOB: 0 BB: 0 P: 9	R: 0 E: 0 K: 0 S: 5	H: 1 LOB: 1 BB: 1 P: 11	R: 0 E: 0 K: 1 S: 6	H: 0 LOB: 0 BB: 0 P: 8	1B: 4 2B: 3 3B: 0 HR: 2	SF: 0 SAC: 0 DP: 2 HBP: 0	WP: 0 PB: 0 CS: 0	PA: 36
PITCHER	IP WLS BF H R ER SO BB IBB HBP BLK WP HR S P ERA WHIP	IP WLS BF H R ER SO BB IBB HBP BLK WP HR S P ERA WHIP	IP WLS BF H R ER SO BB IBB HBP BLK WP HR S P ERA WHIP	IP WLS BF H R ER SO BB IBB HBP BLK WP HR S P ERA WHIP	IP WLS BF H R ER SO BB IBB HBP BLK WP HR S P ERA WHIP	IP WLS BF H R ER SO BB IBB HBP BLK WP HR S P ERA WHIP	IP WLS BF H R ER SO BB IBB HBP BLK WP HR S P ERA WHIP	IP WLS BF H R ER SO BB IBB HBP BLK WP HR S P ERA WHIP	IP WLS BF H R ER SO BB IBB HBP BLK WP HR S P ERA WHIP	IP WLS BF H R ER SO BB IBB HBP BLK WP HR S P ERA WHIP	IP WLS BF H R ER SO BB IBB HBP BLK WP HR S P ERA WHIP	IP WLS BF H R ER SO BB IBB HBP BLK WP HR S P ERA WHIP	IP WLS BF H R ER SO BB IBB HBP BLK WP HR S P ERA WHIP	IP WLS BF H R ER SO BB IBB HBP BLK WP HR S P ERA WHIP	IP WLS BF H R ER SO BB IBB HBP BLK WP HR S P ERA WHIP	IP WLS BF H R ER SO BB IBB HBP BLK WP HR S P ERA WHIP						
31 Cliff Lee, L (1, 1) ERA: 4.77	6.0	26	7	5	5	5	2	0	0	0	0	0	0	0	0	0	2	65	101	7.50	1.500	
David Riske, R (7, 1) ERA: 4.39	1.0	3	0	0	0	1	0	0	0	0	0	0	0	0	0	0	0	9	9	0.00	0.000	
59 Matt Miller, R (8, 1) ERA: 4.67	1.0	W	4	1	0	0	0	1	0	0	0	0	0	0	0	0	0	5	11	0.00	1.000	
Bob Wickman, R (9, 1) ERA: 3.0	1.0	S	3	0	0	0	0	0	0	0	0	0	0	0	0	0	0	6	8	0.00	0.000	

Batter	1	2	3	4	5	6	7	8	9	AB	R	H	RBI	BB	SO	LOB	TOP				
Matt Lawton, L (1, 9) OBP: 0.364, SLG: 0.454										4	0	0	0	0	1	1					
Omar Vizquel, S (1, 6) OBP: 0.390, SLG: 0.398										4	0	0	0	0	1	1					
48 Travis Hafner, L (1, 10) OBP: 0.413, SLG: 0.595										3	0	0	0	1	2	1					
41 Victor Martinez, S (1, 2) OBP: 0.368, SLG: 0.525										4	1	1	1	0	0	1					
Casey Blake, R (1, 5) OBP: 0.359, SLG: 0.477										4	1	3	0	0	1	1					
Ben Brissard, L (1, 3) OBP: 0.378, SLG: 0.431										3	0	1	1	0	0	2					
Lou Merloni, R (9, PH) OBP: 0.355, SLG: 0.444										0	0	0	0	0	0	0					
Jody Gerut, L (9, PH) OBP: 0.335, SLG: 0.399										1	0	0	0	0	1	1					
John McDonald, R (9, 5) OBP: 0.280, SLG: 0.394										0	0	0	0	0	0	0					
Ronnie Belliard, R (1, 4) OBP: 0.370, SLG: 0.420										3	0	1	0	1	1	1					
24 Grady Sizemore, L (1, 8) OBP: 0.393, SLG: 0.471										4	0	0	0	0	2	3					
Coco Crisp, S (1, 7) OBP: 0.320, SLG: 0.428										3	0	1	0	0	2	0					
Inning Stats	R: 0 E: 1 K: 2 S: 8	H: 0 LOB: 0 BB: 0 P: 13	R: 0 E: 0 K: 1 S: 9	H: 1 LOB: 1 BB: 0 P: 14	R: 0 E: 0 K: 1 S: 11	H: 1 LOB: 1 BB: 0 P: 16	R: 0 E: 0 K: 1 S: 6	H: 0 LOB: 1 BB: 1 P: 14	R: 0 E: 0 K: 2 S: 8	H: 0 LOB: 0 BB: 0 P: 13	R: 1 E: 0 K: 1 S: 10	H: 3 LOB: 1 BB: 0 P: 14	R: 0 E: 0 K: 1 S: 7	H: 0 LOB: 0 BB: 0 P: 12	R: 1 E: 0 K: 2 S: 18	H: 2 LOB: 2 BB: 1 P: 27	1B: 4 2B: 1 3B: 1 HR: 1	SF: 0 SAC: 0 DP: 0 HBP: 0	WP: 0 PB: 0 SB: 1 CS: 1	PA: 36	
PITCHER	IP	WLS	BF	H	R	ER	SO	BB	IBB	HBP	BLK	WP	HR	S	P	ERA	WHIP				
52 Jose Contreras, R (1, 1) ERA: 5.17	8.0		29	5	1	1	9	1	0	0	0	0	0	67	108	1.12	0.750				
Damaso Marte, L (9, 1) ERA: 3.18	0.1	B	3	2	1	1	1	0	0	0	0	0	1	8	11	27.00	6.000				
Shingo Takatsu, R (9, 1) ERA: 1.67	0.2	W	3	0	0	0	1	1	0	0	0	0	0	10	16	0.00	1.500				

Cleveland Indians @ Chicago White Sox
U.S. Cellular Field, Chicago, IL
Sun Aug 08 2004, 3:05 PM EDT
Att: 25,897 - Cloudy - 78 F

AB 33
R 2
H 7
RBI 2
BB 2
SO 11
LOB 12



Batter	1	2	3	4	5	6	7	8	9	AB	R	H	RBI	BB	SO	LOB	BOTTOM				
Roberto Alomar, S (1, 4) OBP: 0.363, SLG: 0.471										4	0	0	0	0	1	1					
Aaron Rowand, R (1, 8) OBP: 0.358, SLG: 0.550										4	0	1	0	0	1	1					
Carlos Lee, R (1, 10) OBP: 0.356, SLG: 0.498										4	1	1	0	0	2	1					
14 Paul Konerko, R (1, 3) OBP: 0.362, SLG: 0.548										2	0	1	1	2	0	0					
Ross Gload, L (9, PR) OBP: 0.324, SLG: 0.365										0	0	0	0	0	0	0					
Carl Everett, S (1, 7) OBP: 0.318, SLG: 0.367										2	0	0	0	1	1	1					
Joe Borchard, S (8, 9) OBP: 0.286, SLG: 0.260										1	0	0	0	0	1	2					
Jose Valentin, S (1, 6) OBP: 0.291, SLG: 0.506										4	0	0	0	0	1	3					
5 Juan Uribe, R (1, 5) OBP: 0.319, SLG: 0.469										4	1	2	0	0	0	0					
Timo Perez, L (1, 9) OBP: 0.296, SLG: 0.338										4	1	1	0	0	0	2					
Ben Davis, S (1, 2) OBP: 0.244, SLG: 0.321										4	0	2	2	0	1	1					
Inning Stats	R: 1 E: 0 K: 1 S: 16	H: 2 LOB: 2 BB: 1 P: 28	R: 1 E: 0 K: 1 S: 11	H: 2 LOB: 1 BB: 0 P: 18	R: 0 E: 0 K: 0 S: 13	H: 0 LOB: 1 BB: 1 P: 21	R: 0 E: 0 K: 1 S: 7	H: 1 LOB: 0 BB: 0 P: 11	R: 0 E: 0 K: 2 S: 9	H: 0 LOB: 0 BB: 0 P: 12	R: 0 E: 0 K: 1 S: 14	H: 0 LOB: 0 BB: 0 P: 17	R: 0 E: 0 K: 2 S: 10	H: 1 LOB: 2 BB: 1 P: 15	R: 1 E: 0 K: 0 S: 10	H: 2 LOB: 1 BB: 0 P: 15	1B: 6 2B: 3 3B: 0 HR: 0	SF: 0 SAC: 0 DP: 1 HBP: 0	WP: 0 PB: 0 SB: 1 CS: 1	PA: 36	
PITCHER	IP	WLS	BF	H	R	ER	SO	BB	IBB	HBP	BLK	WP	HR	S	P	ERA	WHIP				
Scott Elarton, R (1, 1) ERA: 7.19	6.0		24	5	2	2	6	2	0	0	0	0	0	65	101	3.00	1.167				
David Riske, R (7, 1) ERA: 4.31	1.0		3	0	0	0	0	0	0	0	0	0	0	14	17	0.00	0.000				
63 Rafael Betancourt, R (8, 1) ERA: 4.37	1.2	L	9	3	1	1	2	0	1	0	0	0	0	20	30	5.40	1.800				

Cleveland Indians @ Chicago White Sox
U.S. Cellular Field, Chicago, IL
Sun Aug 08 2004, 3:05 PM EDT
Att: 25,897 - Cloudy - 78 F

AB 33
R 3
H 8
RBI 3
BB 3
SO 8
LOB 12



Batter	1	2	3	4	5	6	7	8	9	AB	R	H	RBI	BB	SO	LOB	TOP					
Matt Lawton, L (1, 9) OBP: 0.361, SLG: 0.449	F9		P6	F8		48 1B BB		G4-3	P3	5	1	0	0	1	0	1						
Omar Vizquel, S (1, 6) OBP: 0.384, SLG: 0.406	HR		48 CI 1B BB	48 F8 BB		48 1B BB		P6	P4	4	2	2	1	2	0	1						
48 Travis Hafner, L (1, 10) OBP: 0.413, SLG: 0.602	HR		CI 41 1B HR	F8				G6-3		4	2	2	2	0	0	1						
41 Victor Martinez, S (1, 2) OBP: 0.368, SLG: 0.522	K		BB HR 1B			G5-3			F8													
Casey Blake, R (1, 5) OBP: 0.362, SLG: 0.484	L5		1B HR BB			L9			HR													
Ben Broussard, L (1, 3) OBP: 0.381, SLG: 0.449		G6-3		HR					K													
Ronnie Belliard, R (1, 4) OBP: 0.370, SLG: 0.420			1B	24 FC3-6 1B					L9													
24 Grady Sizemore, L (1, 8) OBP: 0.409, SLG: 0.482			K	FC3-6																		
Coco Crisp, S (1, 7) OBP: 0.318, SLG: 0.424			K	P4																		
Inning Stats	R: 2 E: 0 K: 1 S: 15	H: 2 LOB: 0 BB: 0 P: 25	R: 0 E: 0 K: 2 S: 16	H: 1 LOB: 1 BB: 0 P: 24	R: 5 E: 1 K: 0 S: 18	H: 3 LOB: 1 BB: 2 P: 36	R: 0 E: 0 K: 0 S: 4	H: 0 LOB: 1 BB: 1 P: 10	R: 0 E: 0 K: 0 S: 7	H: 1 LOB: 1 BB: 0 P: 10	R: 1 E: 0 K: 0 S: 8	H: 3 LOB: 2 BB: 1 P: 17	R: 1 E: 0 K: 1 S: 10	H: 2 LOB: 1 BB: 0 P: 15	R: 0 E: 0 K: 0 S: 8	H: 0 LOB: 0 BB: 0 P: 12	R: 4 E: 0 K: 1 S: 20	H: 4 LOB: 1 BB: 1 P: 35	1B: 11 2B: 1 3B: 0 HR: 4	SF: 0 SAC: 0 DP: 1 HBP: 0	WP: 0 PB: 0 SB: 0 CS: 0	PA: 47
PITCHER	IP WLS BF H R ER SO BB IBB HBP BLK WP HR S P ERA WHIP																					
Felix Diaz, R (1, 1) ERA: 10.17	2.1 L 16 6 7 6 3 2 0 0 0 0 3 43 75 23.14 3.429																					
Neal Cotts, L (3, 1) ERA: 5.45	2.2 9 1 0 0 0 1 0 0 0 0 0 17 30 0.00 0.750																					
Jon Adkins, R (6, 1) ERA: 3.38	2.0 11 5 2 2 1 1 0 0 0 0 1 18 32 9.00 3.000																					
Cliff Politte, R (8, 1) ERA: 4.83	1.1 9 4 4 4 1 1 0 0 0 0 0 23 36 27.00 3.750																					
Michael Jackson, R (9, 1) ERA: 4.89	0.2 2 0 0 0 0 0 0 0 0 1 0 0 5 11 0.00 0.000																					
Batter	1	2	3	4	5	6	7	8	9	AB	R	H	RBI	BB	SO	LOB	BOTTOM					
Roberto Alomar, S (1, 4) OBP: 0.358, SLG: 0.463	G1-3			L6		14 1B 1B				2	0	0	0	0	0	0						
Willie Harris, L (6, PH) OBP: 0.361, SLG: 0.317										2	2	2	1	1	0	0						
Aaron Rowand, R (1, 8) OBP: 0.355, SLG: 0.547	G5-3			K						5	1	1	1	0	2	4						
Carlos Lee, R (1, 7) OBP: 0.358, SLG: 0.506	14 CS 1B			G5-3						5	2	3	2	0	0	2						
14 Paul Konerko, R (1, 3) OBP: 0.363, SLG: 0.545	CS	L9								4	1	1	1	1	1	2						
Carl Everett, S (1, 10) OBP: 0.319, SLG: 0.368										5	1	2	2	0	0	1						
Jose Valentin, S (1, 6) OBP: 0.293, SLG: 0.522	P3									5	2	2	4	0	0	2						
5 Juan Uribe, R (1, 5) OBP: 0.315, SLG: 0.464				G5-3						4	0	0	0	0	0	1						
Timo Perez, L (1, 9) OBP: 0.295, SLG: 0.333				F8						3	1	0	0	1	0	0						
Sandy Alomar Jr., R (1, 2) OBP: 0.306, SLG: 0.300				P4						2	1	1	0	0	0	0						
Ross Gload, L (9, PH) OBP: 0.321, SLG: 0.362										1	0	0	0	0	1	0						
Inning Stats	R: 0 E: 0 K: 0 S: 6	H: 1 LOB: 0 BB: 0 P: 8	R: 0 E: 0 K: 0 S: 5	H: 0 LOB: 0 BB: 0 P: 7	R: 0 E: 0 K: 0 S: 6	H: 0 LOB: 0 BB: 0 P: 7	R: 0 E: 0 K: 1 S: 6	H: 0 LOB: 0 BB: 0 P: 8	R: 0 E: 0 K: 1 S: 10	H: 1 LOB: 1 BB: 0 P: 14	R: 7 E: 0 K: 1 S: 23	H: 6 LOB: 0 BB: 1 P: 39	R: 0 E: 0 K: 0 S: 9	H: 0 LOB: 2 BB: 1 P: 16	R: 1 E: 0 K: 0 S: 13	H: 1 LOB: 0 BB: 0 P: 18	R: 3 E: 0 K: 1 S: 13	H: 3 LOB: 1 BB: 1 P: 26	1B: 8 2B: 1 3B: 0 HR: 3	SF: 0 SAC: 0 DP: 0 HBP: 1	WP: 0 PB: 1 SB: 0 CS: 1	PA: 43
PITCHER	IP WLS BF H R ER SO BB IBB HBP BLK WP HR S P ERA WHIP																					
37 Jake Westbrook, R (1, 1) ERA: 3.61	5.1 W 23 7 6 6 3 1 0 0 0 0 0 1 6 72 13.50 1.500																					
David Riske, R (6, 1) ERA: 4.42	0.2 H 3 1 1 1 0 0 0 0 0 0 1 6 11 13.50 1.500																					
59 Matt Miller, R (7, 1) ERA: 4.54	1.0 H 5 0 0 0 0 1 0 1 0 0 0 9 16 0.00 1.000																					
Bob Howry, R (8, 1) ERA: 1.5	1.0 H 4 1 1 1 0 0 0 0 0 0 1 13 18 9.00 1.000																					
Rick White, R (9, 1) ERA: 3.77	1.0 7 3 3 3 1 1 0 0 0 0 1 13 26 27.00 4.000																					

Cleveland Indians @ Chicago White Sox
U.S. Cellular Field, Chicago, IL
Mon Aug 09 2004, 8:05 PM EDT
Att: 31,116 - Cloudy - 83 F

AB 41
R 13
H 16
RBI 12
BB 5
SO 5
LOB 15



Cleveland Indians @ Chicago White Sox
U.S. Cellular Field, Chicago, IL
Mon Aug 09 2004, 8:05 PM EDT
Att: 31,116 - Cloudy - 83 F

AB 38
R 11
H 12
RBI 11
BB 3
SO 4
LOB 12

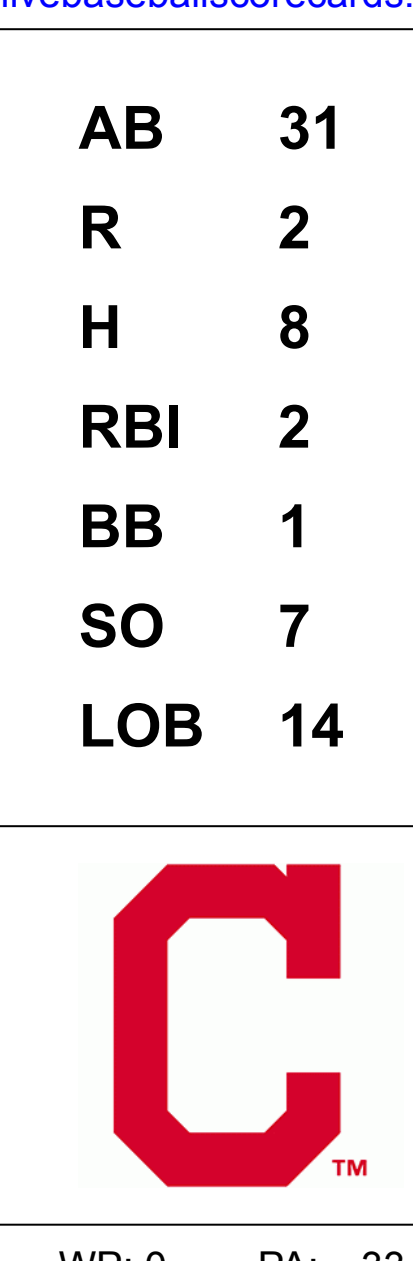


Batter	1	2	3	4	5	6	7	8	9	AB	R	H	RBI	BB	SO	LOB	TOP			
15 Alex Rios, R OBP: 0.332, SLG: 0.408	1-2 G4-6-3 1B		2-3 K		1-1 F8			3-1 G6-3		4	0	1	0	0	1	0	Toronto Blue Jays @ Cleveland Indians Jacobs Field, Cleveland, OH Tue Aug 10 2004, 7:05 PM EDT Att: 19,942 - Cloudy - 75 F			
Orlando Hudson, S OBP: 0.336, SLG: 0.405	2-2 G4-6-3 1-2		1-0 K		3-2 F7			3-2 G5-4-3 1B		4	0	2	0	0	0	1				
10 Vernon Wells, R OBP: 0.352, SLG: 0.469	4-2 BB		3-3 K			1-1 L6		2-1 G5-4-3 1-2		3	0	0	0	1	1	2				
Carlos Delgado, L OBP: 0.330, SLG: 0.459	0-3 K			3-3 K		0-0 G3 2B			0-0 P5	4	0	1	0	0	2	1				
Eric Hinske, L OBP: 0.316, SLG: 0.378		1-2 K		0-1 G2-3		0-1 G3			1-3 K	4	0	0	0	0	2	1				
Frank Catalanotto, L OBP: 0.360, SLG: 0.416		0-1 G3		4-0 BB 9		2-1 F8			0-0 G3-1	3	0	0	0	1	0	1				
9 Gregg Zaun, S OBP: 0.385, SLG: 0.408		0-1 1B		4-2 BB			3-3 K			2	0	1	0	1	1	0				
Gabe Gross, L OBP: 0.286, SLG: 0.538		1-3 K		3-2 P5			0-2 F7			3	0	0	0	0	1	3				
Chris Woodward, R OBP: 0.288, SLG: 0.380			1-0 F9		0-0 P5			0-0 G4-3		3	0	0	0	0	0	0				
Inning Stats	R: 0 E: 0 K: 1 S: 12	H: 1 LOB: 1 BB: 1 P: 19	R: 0 E: 0 K: 2 S: 10	H: 1 LOB: 1 BB: 0 P: 12	R: 0 E: 0 K: 2 S: 10	H: 1 LOB: 1 BB: 0 P: 17	R: 0 E: 0 K: 1 S: 14	H: 0 LOB: 2 BB: 2 P: 28	R: 0 E: 0 K: 0 S: 6	H: 1 LOB: 1 BB: 0 P: 10	R: 0 E: 0 K: 1 S: 7	H: 0 LOB: 0 BB: 0 P: 10	R: 0 E: 0 K: 0 S: 7	H: 1 LOB: 0 BB: 0 P: 15	R: 0 E: 0 K: 1 S: 5	H: 0 LOB: 0 BB: 0 P: 6	1B: 3 2B: 1 3B: 1 HR: 0	SF: 0 SAC: 0 DP: 2 HBP: 0	WP: 0 PB: 0 SB: 0 CS: 0	PA: 33
PITCHER	IP WLS BF H R ER SO BB IBB HBP BLK WP HR S P ERA WHIP	IP WLS BF H R ER SO BB IBB HBP BLK WP HR S P ERA WHIP																		
Chad Durbin, R ERA: 5.88	(1, 1)	7.0	W	27	4	0	0	7	3	0	0	0	0	0	0	66	106	0.00	1.000	
Bob Howry, R ERA: 1.44	(8, 1)	1.0	H	3	1	0	0	0	0	0	0	0	0	0	0	7	15	0.00	1.000	
Bob Wickman, R ERA: 2.77	(9, 1)	1.0	S	3	0	0	0	1	0	0	0	0	0	0	0	5	6	0.00	0.000	

AB	30
R	0
H	5
RBI	0
BB	3
SO	8
LOB	9



Batter	1	2	3	4	5	6	7	8	9	AB	R	H	RBI	BB	SO	LOB	BOTTOM			
Matt Lawton, L OBP: 0.363, SLG: 0.452	2-2 G4-3 48 2B	G4-3			0-0 G4-3			3-2 1B		4	0	2	0	0	0	1	Toronto Blue Jays @ Cleveland Indians Jacobs Field, Cleveland, OH Tue Aug 10 2004, 7:05 PM EDT Att: 19,942 - Cloudy - 75 F			
Omar Vizquel, S OBP: 0.361, SLG: 0.402	1-0 P6		0-1 G3-1		2-1 F8		2-3 K			4	0	0	0	0	1	3				
48 Travis Hafner, L OBP: 0.410, SLG: 0.596	2-2 G4-3 2-3		2-1 F8		3-2 G3			0-2 G6-3		4	0	0	0	0	0	1				
41 Victor Martinez, S OBP: 0.365, SLG: 0.516	0-3 K		0-0 G3			0-1 G4-3		0-0 F8		4	0	0	0	0	1	1				
Ben Broussard, L OBP: 0.386, SLG: 0.451		3-2 SH3 1B 2B 1B		0-1 1B		2-2 G6-3		4-2 FC6-4 BB		3	1	2	0	1	0	0				
Casey Blake, R OBP: 0.361, SLG: 0.482		1-0 SH3 2B 1B		1-3 K		1-3 K		0-1 FC6-4 1-2		4	1	1	0	0	2	2				
Coco Crisp, S OBP: 0.319, SLG: 0.424		0-0 SH3 1-2 2-3		0-1 1B			0-1 G4-3			2	0	1	0	0	0	0				
Ronnie Belliard, R OBP: 0.372, SLG: 0.424		2-1 2B 2H 3-H		0-2 P4			1-1 1B 1B			3	0	2	2	0	0	2				
24 Grady Sizemore, L OBP: 0.391, SLG: 0.458			3-3 K		0-3 K		1-3 K			3	0	0	0	0	3	4				
Inning Stats	R: 0 E: 0 K: 1 S: 11	H: 3 LOB: 1 BB: 0 P: 16	R: 2 E: 0 K: 1 S: 14	H: 3 LOB: 1 BB: 0 P: 25	R: 0 E: 0 K: 0 S: 5	H: 0 LOB: 0 BB: 0 P: 7	R: 0 E: 0 K: 2 S: 14	H: 2 LOB: 2 BB: 0 P: 15	R: 0 E: 0 K: 0 S: 6	H: 0 LOB: 0 BB: 0 P: 11	R: 0 E: 0 K: 1 S: 9	H: 0 LOB: 0 BB: 0 P: 12	R: 0 E: 0 K: 2 S: 14	H: 2 LOB: 2 BB: 0 P: 21	R: 0 E: 0 K: 0 S: 8	H: 0 LOB: 1 BB: 1 P: 12	1B: 6 2B: 2 3B: 0 HR: 0	SF: 0 SAC: 1 DP: 0 HBP: 0	WP: 0 PB: 0 SB: 0 CS: 0	PA: 33
PITCHER	IP WLS BF H R ER SO BB IBB HBP BLK WP HR S P ERA WHIP	IP WLS BF H R ER SO BB IBB HBP BLK WP HR S P ERA WHIP																		
Dave Bush, R ERA: 3.59	(1, 1)	7.0	L	29	8	2	2	7	0	0	0	0	0	0	0	73	107	2.57	1.143	
Kerry Ligtenberg, R ERA: 5.74	(8, 1)	1.0		4	0	0	0	0	1	0	0	0	0	0	0	8	12	0.00	1.000	



Batter	1	2	3	4	5	6	7	8	9	AB	R	H	RBI	BB	SO	LOB	TOP										
3 Reed Johnson, R OBP: 0.324, SLG: 0.379 (1, 7)	G6-3			G5-3		1B		K		4	1	1	0	0	1	1	Toronto Blue Jays @ Cleveland Indians Jacobs Field, Cleveland, OH Wed Aug 11 2004, 7:05 PM EDT Att: 23,696 - Unknown - 74 F										
Orlando Hudson, S OBP: 0.340, SLG: 0.407 (1, 4)	K			K		1B		1B		4	0	2	0	0	2	0											
10 Vernon Wells, R OBP: 0.348, SLG: 0.464 (1, 8)	K			F8		P6		F9		4	0	0	0	0	1	4											
Carlos Delgado, L OBP: 0.330, SLG: 0.456 (1, 3)		K			P6			F7		4	0	1	1	0	1	2											
Frank Menechino, R OBP: 0.378, SLG: 0.463 (1, 5)	G6-3			F8	1B	L9-4-6		K		4	1	1	0	0	1	2											
15 Alex Rios, R OBP: 0.338, SLG: 0.409 (1, 9)	F8				1B			F8	1B	2	0	1	0	2	0	0											
Chris Gomez, R OBP: 0.339, SLG: 0.345 (9, PH)				F9				E4		3	0	0	0	0	0	3											
Frank Catalanotto, L OBP: 0.359, SLG: 0.414 (9, PH)					F8			1B		1	0	0	0	0	0	1											
Eric Hinske, L OBP: 0.316, SLG: 0.378 (9, PR)						G1-6-3				0	0	0	0	0	0	0											
Chris Woodward, R OBP: 0.287, SLG: 0.377 (1, 10)			P3			F8		F8		4	0	1	1	0	0	2											
Kevin Cash, R OBP: 0.259, SLG: 0.314 (1, 2)						F7				2	0	0	0	0	1	2											
9 Gregg Zaun, S OBP: 0.385, SLG: 0.407 (8, PH)			K					G3		1	0	0	0	1	0	2											
Inning Stats	R: 0 H: 0 E: 0 K: 2 S: 12	H: 0 R: 0 ER: 0 LOB: 0 BB: 0 P: 18	R: 0 H: 0 E: 0 K: 1 S: 10	H: 0 R: 0 ER: 0 LOB: 0 BB: 0 P: 15	R: 0 H: 0 E: 0 K: 1 S: 8	H: 0 R: 0 ER: 0 LOB: 0 BB: 0 P: 13	R: 0 H: 0 E: 0 K: 1 S: 5	H: 0 R: 0 ER: 0 LOB: 0 BB: 0 P: 10	R: 1 H: 2 E: 0 K: 0 S: 12	H: 3 R: 0 ER: 0 LOB: 1 BB: 0 P: 16	R: 0 H: 0 E: 0 K: 0 S: 7	H: 0 R: 0 ER: 0 LOB: 0 BB: 1 P: 15	R: 0 H: 1 E: 1 K: 1 S: 9	H: 2 R: 1 ER: 2 LOB: 2 BB: 0 P: 14	R: 0 H: 1 E: 1 K: 1 S: 9	H: 1 R: 0 ER: 0 LOB: 2 BB: 0 P: 14	1B: 7 2B: 1 3B: 0 HR: 0	SF: 0 DP: 2 HBP: 0	WP: 0 PB: 0 SB: 0 CS: 0	PA: 36							
PITCHER	IP	WLS	BF	H	R	ER	SO	BB	IBB	HBP	BLK	WP	HR	S	P	ERA	WHIP										
CC Sabathia, L ERA: 3.77 (1, 1)	7.0	W	26	5	2	2	5	2	0	0	0	0	0	66	110	2.57	1.000										
Bob Howry, R ERA: 1.38 (8, 1)	1.0	H	5	1	0	0	1	1	0	0	0	0	0	15	24	0.00	2.000										
Bob Wickman, R ERA: 2.57 (9, 1)	1.0	S	5	1	0	0	1	0	0	0	0	0	0	9	14	0.00	1.000										

AB 33
R 2
H 7
RBI 2
BB 3
SO 7
LOB 19



Batter	1	2	3	4	5	6	7	8	9	AB	R	H	RBI	BB	SO	LOB	BOTTOM										
Matt Lawton, L OBP: 0.363, SLG: 0.457 (1, 9)	G4-3					P6				4	1	1	1	0	0	1	Toronto Blue Jays @ Cleveland Indians Jacobs Field, Cleveland, OH Wed Aug 11 2004, 7:05 PM EDT Att: 23,696 - Unknown - 74 F										
Jody Gerut, L OBP: 0.335, SLG: 0.399 (9, 9)						HR		HBP		0	0	0	0	0	0	0											
Omar Vizquel, S OBP: 0.384, SLG: 0.402 (1, 6)	G4-6-3					41 G3		K		3	1	1	0	2	1	3											
48 Travis Hafner, L OBP: 0.413, SLG: 0.594 (1, 10)	G4-6-3					41 G3		L9		1	0	0	0	2	0	1											
41 Victor Martinez, S OBP: 0.366, SLG: 0.519 (1, 2)	G4-3					G3		2B		4	0	2	1	0	0	2											
Ben Broussard, L OBP: 0.384, SLG: 0.446 (1, 3)	G5-2-3					P6		K		3	0	0	0	0	1	5											
Casey Blake, R OBP: 0.360, SLG: 0.482 (1, 5)	2B					F8		G6-3		4	0	1	0	0	0	0											
Coco Crisp, S OBP: 0.321, SLG: 0.424 (1, 7)	BB					G3		F7		3	1	1	0	1	0	0											
Ronnie Belliard, R OBP: 0.373, SLG: 0.426 (1, 4)	G5-2-3					K		HBP		3	0	1	0	1	1	3											
24 Grady Sizemore, L OBP: 0.384, SLG: 0.443 (1, 8)	G4-3					G4-3		SF8		2	0	0	1	0	0	0											
Inning Stats	R: 0 H: 0 E: 0 K: 0 S: 5	H: 1 R: 0 ER: 0 LOB: 1 BB: 1 P: 13	R: 0 H: 1 E: 0 K: 0 S: 8	H: 1 R: 0 ER: 0 LOB: 1 BB: 1 P: 15	R: 1 H: 2 E: 0 K: 0 S: 14	H: 2 R: 0 ER: 0 LOB: 2 BB: 1 P: 22	R: 0 H: 0 E: 0 K: 1 S: 8	H: 0 R: 0 ER: 0 LOB: 0 BB: 0 P: 13	R: 1 H: 1 E: 0 K: 0 S: 11	H: 1 R: 0 ER: 0 LOB: 1 BB: 0 P: 24	R: 0 H: 1 E: 0 K: 2 S: 11	H: 1 R: 0 ER: 0 LOB: 1 BB: 1 P: 19	R: 0 H: 0 E: 0 K: 0 S: 16	H: 0 R: 0 ER: 0 LOB: 3 BB: 1 P: 29	R: 0 H: 0 E: 0 K: 0 S: 16	H: 0 R: 0 ER: 0 LOB: 1 BB: 1 P: 29	1B: 3 2B: 3 3B: 0 HR: 1	SF: 1 DP: 2 HBP: 4	WP: 0 PB: 1 SB: 0 CS: 1	PA: 38							
PITCHER	IP	WLS	BF	H	R	ER	SO	BB	IBB	HBP	BLK	WP	HR	S	P	ERA	WHIP										
Justin Miller, R ERA: 4.38 (1, 1)	4.1	L	20	4	2	2	1	4	0	1	0	0	0	41	78	4.15	1.846										
Kevin Frederick, R ERA: 6.52 (5, 1)	1.2	L	8	2	1	1	0	0	0	1	0	0	0	18	28	5.40	1.200										
Justin Speier, R ERA: 4.72 (7, 1)	1.2		9	1	0	0	2	2	0	2	0	0	0	24	43	0.00	1.800										
Vinnie Chulk, R ERA: 2.85 (8, 1)	0.1		1	0	0	0	0	0	0	0	0	0	0	3	5	0.00	0.000										

AB 27
R 3
H 7
RBI 3
BB 6
SO 3
LOB 15



Batter	1	2	3	4	5	6	7	8	9	AB	R	H	RBI	BB	SO	LOB	TOP										
3 Reed Johnson, R OBP: 0.326, SLG: 0.378 (1, 7)	1-1 B3		0-0 10 BB 1B		2-1 G6-3		4-0 BB			3	1	1	0	1	0	0	Toronto Blue Jays @ Cleveland Indians Jacobs Field, Cleveland, OH Thu Aug 12 2004, 7:05 PM EDT Att: 22,734 - Unknown - 65 F										
Orlando Hudson, S OBP: 0.339, SLG: 0.414 (1, 4)	3-2 E6 10 WP		0-3 K		3-2 HR		0-1 SAFE F7			4	1	1	1	0	1	2											
10 Vernon Wells, R OBP: 0.347, SLG: 0.460 (1, 8)	2-0 F7		4-2 1B		2-1 F9			0-2 G5-3		3	0	0	0	1	0	1											
Carlos Delgado, L OBP: 0.334, SLG: 0.456 (1, 3)	4-2 BB		1-1 1-2 2H 1B		4-2 15 FC6-4 BB			2-0 F7		2	0	1	1	2	0	0											
Frank Menechino, R OBP: 0.373, SLG: 0.456 Frank Catalanotto, L OBP: 0.357, SLG: 0.412 (1, 10) (8, PH)	1-3 K		2-2 F9		2-3 K			0-0 F8		3	0	0	0	0	2	5											
Eric Hinske, L OBP: 0.313, SLG: 0.374 (1, 5)		2-3 K		2-1 G3-1			1-3 K		2-1 P6		4	0	0	0	0	2		1									
15 Alex Rios, R OBP: 0.333, SLG: 0.402 (1, 9)		2-3 K		0-1 G5-3			0-2 FC6-4 1-2		1-1 G4-3		4	0	0	0	0	1		1									
Chris Woodward, R OBP: 0.280, SLG: 0.367 (1, 6)		1-2 G1-3		0-3 K2-3			2-1 G4-3		3-2 P4		4	0	0	0	0	1		0									
Kevin Cash, R OBP: 0.254, SLG: 0.308 (1, 2)			2-1 F9		1-3 K		1-1 L6				3	0	0	0	0	1		0									
Inning Stats	R: 0 H: 0 E: 1 K: 1 S: 12	H: 0 LOB: 2 BB: 1 P: 23	R: 0 H: 0 E: 0 K: 2 S: 11	H: 0 LOB: 0 BB: 0 P: 16	R: 1 H: 2 E: 0 K: 1 S: 17	H: 2 LOB: 2 BB: 1 P: 26	R: 0 H: 0 E: 0 K: 1 S: 7	H: 0 LOB: 0 BB: 0 P: 9	R: 1 H: 1 E: 0 K: 1 S: 11	H: 1 LOB: 0 BB: 0 P: 19	R: 0 H: 0 E: 0 K: 2 S: 12	H: 0 LOB: 1 BB: 1 P: 19	R: 0 H: 0 E: 0 K: 0 S: 6	H: 0 LOB: 0 BB: 0 P: 13	R: 0 H: 0 E: 0 K: 0 S: 6	H: 0 LOB: 0 BB: 0 P: 8		R: 0 H: 0 E: 0 K: 0 S: 8	H: 0 LOB: 0 BB: 0 P: 14	1B: 2 2B: 0 3B: 0 HR: 1	SF: 0 SAC: 0 DP: 0 HBP: 0	WP: 1 PB: 0 SB: 0 CS: 0	PA: 35				
PITCHER	IP	WLS	BF	H	R	ER	SO	BB	IBB	HBP	BLK	WP	HR	S	P	ERA	WHIP										
31 Cliff Lee, L ERA: 4.69 David Riske, R ERA: 4.34 63 Rafael Betancourt, R ERA: 4.2	(1, 1) (7, 1) (8, 1)	6.0 1.0 2.0	25 W 4 6	3 0 0	2 0 0	2 0 0	8 0 0	3 1 0	0 0 0	0 0 0	0 0 0	1 0 0	1 0 0	70 6 14	112 13 22	3.00 0.00 0.00	1.000 1.000 0.000										

AB	31
R	2
H	3
RBI	2
BB	4
SO	8
LOB	10



Batter	1	2	3	4	5	6	7	8	9	AB	R	H	RBI	BB	SO	LOB	BOTTOM										
Ronnie Belliard, R OBP: 0.375, SLG: 0.425 (1, 4)	4-0 G4-6-3 BB		0-3 K		3-2 F8		0-1 BB BB 1B	4-2 BB		3	1	1	0	2	1	2	Toronto Blue Jays @ Cleveland Indians Jacobs Field, Cleveland, OH Thu Aug 12 2004, 7:05 PM EDT Att: 22,734 - Unknown - 65 F										
Coco Crisp, S OBP: 0.323, SLG: 0.431 (1, 7)	3-2 G4-6-3 1-2		0-0 B5-3		3-2 HR		4-1 BB BB HR BB	0-0 L7		4	2	1	1	1	0	3											
Matt Lawton, L OBP: 0.366, SLG: 0.456 (1, 9)	4-2 BB		4-0 G6-4-3 BB		0-0 G4-3		4-1 BB 1-2 2-3 HR BB			1	1	0	0	3	0	0											
Casey Blake, R OBP: 0.361, SLG: 0.480 (1, 5)	4-2 BB		1-2 G6-4-3 1-2		0-2 F7		4-0 HR BB			2	1	0	1	2	0	1											
Josh Phelps, R OBP: 0.296, SLG: 0.416 Ben Broussard, L OBP: 0.386, SLG: 0.460 (1, 3) (7, PH) (8, 3)	1-0 F9		1-2 48 1B		0-0 P3		1-1 1-H 2-H 3-H HR			3	0	1	0	0	0	2											
48 Travis Hafner, L OBP: 0.413, SLG: 0.592 (1, 10)		4-1 24 1B BB		2-1 1B		0-3 K	3-3 K			3	0	1	0	1	2	0											
Tim Laker, R OBP: 0.263, SLG: 0.314 (1, 2)	3-1 P4		1-3 K		1-3 K		1-3 K		2-1 L9		4	0	0	0	0	2		3									
24 Grady Sizemore, L OBP: 0.377, SLG: 0.431 (1, 8)	2-1 1B		0-3 K		0-3 K		0-1 F8	3-3 K		4	0	1	0	0	2	2											
John McDonald, R OBP: 0.278, SLG: 0.400 (1, 6)	0-0 P4		3-2 P6		1-0 F9		1-1 2B			4	0	1	0	0	0	4											
Inning Stats	R: 0 H: 0 E: 0 K: 0 S: 9	H: 1 LOB: 2 BB: 3 P: 25	R: 0 H: 1 E: 1 K: 1 S: 9	H: 1 LOB: 1 BB: 1 P: 18	R: 0 H: 0 E: 0 K: 0 S: 4	H: 0 LOB: 0 BB: 1 P: 9	R: 0 H: 2 E: 0 K: 2 S: 16	H: 2 LOB: 0 BB: 0 P: 23	R: 1 H: 1 E: 0 K: 0 S: 15	H: 1 LOB: 0 BB: 0 P: 21	R: 0 H: 0 E: 0 K: 2 S: 8	H: 0 LOB: 0 BB: 0 P: 9	R: 5 H: 2 E: 0 K: 1 S: 12	H: 2 LOB: 3 BB: 3 P: 29	R: 0 H: 1 E: 0 K: 1 S: 11	H: 1 LOB: 2 BB: 1 P: 21		1B: 4 2B: 1 3B: 0 HR: 2	SF: 0 SAC: 0 DP: 2 HBP: 0	WP: 0 PB: 0 SB: 0 CS: 0	PA: 38						
PITCHER	IP	WLS	BF	H	R	ER	SO	BB	IBB	HBP	BLK	WP	HR	S	P	ERA	WHIP										
Ted Lilly, L ERA: 3.52 Kerry Ligtenberg, R ERA: 6.38 Vinnie Chulk, R ERA: 2.87 54 Jason Frasor, R ERA: 2.45	(1, 1) (7, 1) (7, 1) (8, 1)	6.2 0.0 0.1 1.0	28 L 3 2 5	5 0 1 0	2 0 4 0	2 0 4 0	5 0 1 1	2 3 0 0	0 0 0 0	0 0 0 0	0 0 0 0	0 0 1 0	0 0 1 0	66 2 5 11	11 14 9 21	2.70 1.500 108.00 0.00	1.500 3.000 2.000										

AB	29
R	6
H	7
RBI	6
BB	9
SO	7
LOB	17




Batter	1	2	3	4	5	6	7	8	9	AB	R	H	RBI	BB	SO	LOB	TOP				
Shannon Stewart, R OBP: 0.379, SLG: 0.419	F8		L9		F8			F8		4	0	1	0	0	0	0	Minnesota Twins @ Cleveland Indians Jacobs Field, Cleveland, OH Fri Aug 13 2004, 7:05 PM EDT Att: 30,101 - Overcast - 67 F				
Cristian Guzman, S OBP: 0.305, SLG: 0.380	K		F7		G3			F8		4	0	0	0	0	1						
20 Lew Ford, R OBP: 0.387, SLG: 0.484	1B		2B		1B			K		4	0	3	0	0	1						
33 Justin Morneau, L OBP: 0.308, SLG: 0.533	K		K		G4-6-3			F9		4	0	0	0	0	2	4					
Tori Hunter, R OBP: 0.319, SLG: 0.463					G3			2B		3	0	2	0	1	0	0					
Jacque Jones, L OBP: 0.317, SLG: 0.449	F7-6-3		HR		F9			K		4	1	1	1	0	1	3					
5 Michael Cuddyer, R OBP: 0.328, SLG: 0.442	2B		1B		F7			F9		4	1	2	0	0	0	0					
Henry Blanco, R OBP: 0.255, SLG: 0.347					K			G5-3		3	0	1	1	0	1	0					
Rob Bowen, S OBP: 0.260, SLG: 0.333								G6-4-3		0	0	0	0	0	0	0					
Matthew LeCroy, R OBP: 0.319, SLG: 0.391	2B									1	0	0	0	0	0	2					
Luis Rivas, R OBP: 0.274, SLG: 0.396	F7				F8			L5		3	0	0	0	0	0	1					
Inning Stats	R: 0 E: 0 K: 2 S: 10	H: 1 LOB: 1 BB: 0 P: 13	R: 1 E: 0 K: 0 S: 10	H: 3 LOB: 1 BB: 0 P: 15	R: 0 E: 0 K: 1 S: 8	H: 1 LOB: 1 BB: 0 P: 10	R: 1 E: 0 K: 1 S: 14	H: 1 LOB: 0 BB: 0 P: 20	R: 0 E: 0 K: 0 S: 11	H: 1 LOB: 0 BB: 1 P: 16	R: 0 E: 0 K: 0 S: 7	H: 0 LOB: 0 BB: 0 P: 10	R: 0 E: 0 K: 1 S: 8	H: 1 LOB: 1 BB: 0 P: 12	R: 0 E: 0 K: 1 S: 9	H: 2 LOB: 1 BB: 0 P: 16	1B: 6 2B: 4 3B: 0 HR: 1	SF: 0 SAC: 0 DP: 3 HBP: 0	WP: 0 PB: 0 SB: 0 CS: 0	PA: 35	
PITCHER	IP	WLS	BF	H	R	ER	SO	BB	IBB	HBP	BLK	WP	HR	S	P	ERA	WHIP				
Scott Elarton, R ERA: 6.88	7.0	W	27	7	2	2	4	1	0	0	0	0	1	68	100	2.57	1.143				
59 Matt Miller, R ERA: 4.42	1.0		4	1	0	0	1	0	0	0	0	0	0	8	12	0.00	1.000				
Rick White, R ERA: 3.71	1.0		4	2	0	0	1	0	0	0	0	0	0	9	16	0.00	2.000				

Batter	1	2	3	4	5	6	7	8	9	AB	R	H	RBI	BB	SO	LOB	BOTTOM				
Matt Lawton, L OBP: 0.366, SLG: 0.454	G3-1	G4-3		E	F9			41 BB		4	1	1	0	1	0	1	Minnesota Twins @ Cleveland Indians Jacobs Field, Cleveland, OH Fri Aug 13 2004, 7:05 PM EDT Att: 30,101 - Overcast - 67 F				
Omar Vizquel, S OBP: 0.388, SLG: 0.409	48 BB	48 BB		BB	G4-3			41 BB		5	2	4	1	0	0	0					
48 Travis Hafner, L OBP: 0.418, SLG: 0.595	41 BB	1B		1H	2B			41 BB		3	1	2	1	2	1	2					
41 Victor Martinez, S OBP: 0.367, SLG: 0.518	1B	G3		F8	G3-6-3			BB		4	1	1	2	1	0	4					
Casey Blake, R OBP: 0.362, SLG: 0.478	HR			F8	BB			F9		4	1	1	0	1	1	3					
Ben Broussard, L OBP: 0.388, SLG: 0.471	HR			K	K			FC6-4		4	1	2	3	0	2	3					
Ronnie Belliard, R OBP: 0.372, SLG: 0.421	G4-3			G4-3	F8			FC6-4		4	0	0	0	0	0	1					
Jody Gerut, L OBP: 0.332, SLG: 0.395	F8			G4-3	G1-3			F8		4	0	0	0	0	0	1					
Coco Crisp, S OBP: 0.325, SLG: 0.444	G6-3			HR	2B			G4-3		4	1	2	1	0	0	0					
Inning Stats	R: 5 E: 0 K: 0 S: 14	H: 4 LOB: 0 BB: 1 P: 29	R: 1 E: 0 K: 0 S: 14	H: 2 LOB: 0 BB: 0 P: 20	R: 0 E: 0 K: 1 S: 9	H: 0 LOB: 0 BB: 0 P: 13	R: 2 E: 0 K: 1 S: 19	H: 3 LOB: 3 BB: 2 P: 38	R: 0 E: 0 K: 0 S: 7	H: 1 LOB: 0 BB: 1 P: 15	R: 0 E: 0 K: 1 S: 6	H: 1 LOB: 1 BB: 0 P: 10	R: 0 E: 0 K: 1 S: 13	H: 1 LOB: 3 BB: 2 P: 26	1B: 7 2B: 4 3B: 0 HR: 2	SF: 0 SAC: 0 DP: 1 HBP: 0		WP: 0 PB: 0 SB: 0 CS: 0	PA: 41		
PITCHER	IP	WLS	BF	H	R	ER	SO	BB	IBB	HBP	BLK	WP	HR	S	P	ERA	WHIP				
Carlos Silva, R ERA: 4.52	2.0	L	13	6	6	6	0	1	0	0	0	0	1	28	49	27.00	3.500				
54 Matt Guerrier, R ERA: 6.17	1.2		10	3	2	2	1	2	0	0	0	0	1	25	46	10.80	3.000				
Joe Roa, R ERA: 3.39	4.0		17	4	0	0	3	2	0	0	0	0	0	36	67	0.00	1.500				
28 Jesse Crain, R ERA: 5.79	0.1		1	0	0	0	0	0	0	0	0	0	0	2	2	0.00	0.000				

AB	34
R	2
H	10
RBI	2
BB	1
SO	6
LOB	12





AB	36
R	8
H	13
RBI	8
BB	5
SO	4
LOB	15



Batter	1	2	3	4	5	6	7	8	9	AB	R	H	RBI	BB	SO	LOB	TOP					
Shannon Stewart, R OBP: 0.384, SLG: 0.438 (1, 7)										4	1	3	1	0	0	0	Minnesota Twins @ Cleveland Indians Jacobs Field, Cleveland, OH Sat Aug 14 2004, 7:05 PM EDT Att: 40,942 - Cloudy - 70 F					
Cristian Guzman, S OBP: 0.303, SLG: 0.376 (1, 6)										4	0	0	0	0	0	2						
20 Lew Ford, R OBP: 0.388, SLG: 0.483 (1, 10)										3	0	1	0	1	2	1						
33 Justin Morneau, L OBP: 0.300, SLG: 0.518 (1, 3)										4	0	0	0	0	0	4						
Tori Hunter, R OBP: 0.318, SLG: 0.460 (1, 8)											4	0	1	0	0	1		1				
Jacque Jones, L OBP: 0.319, SLG: 0.452 (1, 9)											4	0	2	0	0	1		0				
Corey Koskie, L OBP: 0.335, SLG: 0.440 (1, 5)										3	0	1	0	1	0	3						
5 Michael Cuddyer, R OBP: 0.323, SLG: 0.434 (1, 4)										4	0	0	0	0	1	5						
Henry Blanco, R OBP: 0.253, SLG: 0.344 Matthew LeCroy, R (8, PH) OBP: 0.318, SLG: 0.389 (8, 2)										2	0	0	0	0	0	0						
										1	0	0	0	0	1	0						
Inning Stats	R: 0 E: 0 K: 1 S: 8	H: 1 LOB: 1 BB: 0 P: 14	R: 0 E: 0 K: 2 S: 9	H: 1 LOB: 1 BB: 0 P: 17	R: 0 E: 0 K: 0 S: 9	H: 0 LOB: 0 BB: 0 P: 15	R: 0 E: 0 K: 0 S: 7	H: 0 LOB: 0 BB: 1 P: 12	R: 0 E: 0 K: 0 S: 9	H: 0 LOB: 0 BB: 1 P: 16	R: 1 E: 0 K: 1 S: 9	H: 1 LOB: 0 BB: 0 P: 15	R: 0 E: 0 K: 0 S: 9	H: 2 LOB: 2 BB: 0 P: 15	R: 0 E: 0 K: 1 S: 10	H: 2 LOB: 2 BB: 0 P: 14	R: 0 E: 0 K: 1 S: 9	H: 1 LOB: 1 BB: 0 P: 15	1B: 6 2B: 1 3B: 0 HR: 1	SF: 0 SAC: 0 DP: 2 HBP: 0	WP: 0 PB: 0 SB: 0 CS: 0	PA: 35
PITCHER	IP WLS BF H R ER SO BB IBB HBP BLK WP HR S P ERA WHIP																					
37 Jake Westbrook, R ERA: 3.51	(1, 1) 7.0 W 26 5 1 1 4 2 0 0 0 0 0 1 60 104 1.29 1.000																					
63 Rafael Betancourt, R ERA: 4.11	(8, 1) 1.0 5 2 0 0 1 0 0 0 0 0 0 0 10 14 0.00 2.000																					
Bob Howry, R ERA: 1.33	(9, 1) 1.0 4 1 0 0 1 0 0 0 0 0 0 0 9 15 0.00 1.000																					

Batter	1	2	3	4	5	6	7	8	9	AB	R	H	RBI	BB	SO	LOB	BOTTOM
Matt Lawton, L OBP: 0.363, SLG: 0.450 (1, 7)										4	0	0	0	0	1	1	Minnesota Twins @ Cleveland Indians Jacobs Field, Cleveland, OH Sat Aug 14 2004, 7:05 PM EDT Att: 40,942 - Cloudy - 70 F
Omar Vizquel, S OBP: 0.389, SLG: 0.410 (1, 6)										4	2	2	0	0	1	0	
48 Travis Hafner, L OBP: 0.419, SLG: 0.601 (1, 10)										3	2	1	2	1	1	0	
41 Victor Martinez, S OBP: 0.366, SLG: 0.523 (1, 2)										4	1	1	3	0	1	0	
Casey Blake, R OBP: 0.363, SLG: 0.490 (1, 5)										4	1	2	1	0	2	0	
Ben Broussard, L OBP: 0.386, SLG: 0.466 (1, 3)										3	1	0	0	1	1	1	
Ronnie Belliard, R OBP: 0.373, SLG: 0.424 (1, 4)										4	0	2	1	0	0	0	
Jody Gerut, L OBP: 0.330, SLG: 0.392 (1, 9)										3	0	0	0	0	2	2	
Coco Crisp, S OBP: 0.322, SLG: 0.440 (1, 8)										3	0	0	0	0	0	1	
										1B: 3 2B: 1 3B: 1 HR: 3	SF: 0 SAC: 0 DP: 0 HBP: 0	WP: 0 PB: 0 SB: 1 CS: 0	PA: 34				
Inning Stats	R: 4 E: 0 K: 0 S: 19	H: 4 LOB: 1 BB: 1 P: 34	R: 0 E: 0 K: 1 S: 9	H: 0 LOB: 0 BB: 0 P: 13	R: 0 E: 0 K: 1 S: 11	H: 1 LOB: 1 BB: 0 P: 17	R: 0 E: 0 K: 0 S: 9	H: 0 LOB: 0 BB: 0 P: 12	R: 3 E: 0 K: 1 S: 10	H: 2 LOB: 0 BB: 1 P: 25	R: 0 E: 0 K: 0 S: 8	H: 1 LOB: 1 BB: 0 P: 12	R: 0 E: 0 K: 2 S: 9	H: 0 LOB: 0 BB: 0 P: 15	R: 0 E: 0 K: 2 S: 11	H: 0 LOB: 0 BB: 0 P: 19	
PITCHER	IP WLS BF H R ER SO BB IBB HBP BLK WP HR S P ERA WHIP																
Kyle Lohse, R ERA: 5.42	(1, 1) 5.0 L 24 7 7 7 3 2 0 0 0 0 0 0 3 58 101 12.60 1.800																
J.C. Romero, L ERA: 3.99	(6, 1) 2.0 7 1 0 0 2 0 0 0 0 0 0 0 17 27 0.00 0.500																
Juan Rincon, R ERA: 2.54	(8, 1) 1.0 3 0 0 0 2 0 0 0 0 0 0 0 11 19 0.00 0.000																

Batter	1	2	3	4	5	6	7	8	9	AB	R	H	RBI	BB	SO	LOB	TOP			
Matt Lawton, L (1, 7) OBP: 0.364, SLG: 0.445	3-2 41 HR 1B	4-1 BB			0-0 G6-3		1-0 FC5-4 HBP		4-2 BB	2	1	1	0	2	0	0	<p>Cleveland Indians @ Texas Rangers The Ballpark at Arlington, Arlington, TX Mon Aug 16 2004, 8:05 PM EDT Att: 23,551 - Sunny - 85 F</p> <p>AB 32 R 2 H 6 RBI 2 BB 4 SO 7 LOB 18</p> 			
Omar Vizquel, S (1, 6) OBP: 0.366, SLG: 0.405	1-2 P3	2-2 P5			2-2 1B		2-2 FC5-4		1-2 F8	5	0	1	0	0	0	5				
48 Travis Hafner, L (1, 10) OBP: 0.413, SLG: 0.590	2-1 F8			0-3 K	0-0 SAFE F8		0-1 G3			4	0	0	0	0	1	3				
41 Victor Martinez, S (1, 2) OBP: 0.368, SLG: 0.530	3-0 1-H HR			3-3 K	0-1 G5-3				4-1 BB	3	1	1	2	1	1	1				
Ben Broussard, L (1, 3) OBP: 0.389, SLG: 0.473	4-2 BB			1-2 P5		1-1 3B			2-3 K	3	0	1	0	1	1	1				
Casey Blake, R (1, 5) OBP: 0.360, SLG: 0.486	1-3 K			3-1 L5		3-3 K			2-2 F9	4	0	0	0	0	2	3				
Jody Gerut, L (1, 9) OBP: 0.329, SLG: 0.389		1-1 L8		0-2 G4-3		1-1 G6-4-3 HBP			0-0 F7	3	0	0	0	0	0	1				
Ronnie Belliard, R (1, 4) OBP: 0.373, SLG: 0.423		0-0 BB 1B		1-2 24 BLK 2B		2-0 G6-4-3			1-2 F9	4	0	2	0	0	0	2				
24 Grady Sizemore, L (1, 8) OBP: 0.341, SLG: 0.389		0-3 K		2-2 F8			1-0 G4-1		1-3 K	4	0	0	0	0	2	2				
Inning Stats	R: 2 E: 0 K: 1 S: 16	H: 2 LOB: 1 BB: 1 P: 30	R: 0 E: 0 K: 1 S: 10	H: 1 LOB: 2 BB: 1 P: 17	R: 0 E: 0 K: 2 S: 10	H: 0 LOB: 0 BB: 0 P: 14	R: 0 E: 0 K: 0 S: 12	H: 1 LOB: 1 BB: 0 P: 18	R: 0 E: 0 K: 0 S: 7	H: 1 LOB: 1 BB: 0 P: 9	R: 0 E: 0 K: 1 S: 9	H: 0 LOB: 0 BB: 0 P: 13	R: 0 E: 0 K: 1 S: 9	H: 0 LOB: 1 BB: 1 P: 17	R: 0 E: 0 K: 1 S: 12	H: 0 LOB: 1 BB: 1 P: 19	1B: 3 2B: 1 3B: 1 HR: 1	SF: 0 SAC: 0 DP: 1 HBP: 2	WP: 0 PB: 0 SB: 1 CS: 0	PA: 38
PITCHER	IP WLS BF H R ER SO	IP WLS BF H R ER SO	IP WLS BF H R ER SO	IP WLS BF H R ER SO	IP WLS BF H R ER SO	IP WLS BF H R ER SO	IP WLS BF H R ER SO	IP WLS BF H R ER SO	IP WLS BF H R ER SO	IP WLS BF H R ER SO	IP WLS BF H R ER SO	IP WLS BF H R ER SO	IP WLS BF H R ER SO	IP WLS BF H R ER SO	IP WLS BF H R ER SO	IP WLS BF H R ER SO	ERA WHIP	ERA WHIP		
Mickey Callaway, R (1, 1) ERA: 10.8	4.1 20 5 2 2 4																	4.15 1.615		
Erasmio Ramirez, L (5, 1) ERA: 4.28	1.2 6 1 0 0 1																	0.00 0.600		
Brian Shouse, L (7, 1) ERA: 2.67	1.1 6 0 0 0 1																	0.00 0.750		
50 Frank Francisco, R (8, 1) ERA: 3.32	0.2 2 0 0 0 0																	0.00 0.000		
Francisco Cordero, R (9, 1) ERA: 1.78	1.0 4 0 0 0 1																	0.00 1.000		

Batter	1	2	3	4	5	6	7	8	9	AB	R	H	RBI	BB	SO	LOB	BOTTOM			
Eric Young Sr., R (1, 10) OBP: 0.410, SLG: 0.387	1-0 P6		4-2 10 E BB		3-2 F8		4-1 10 1B 23 BB BB	1-2 BB	4-1 BB	2	1	0	0	3	0	0	<p>Cleveland Indians @ Texas Rangers The Ballpark at Arlington, Arlington, TX Mon Aug 16 2004, 8:05 PM EDT Att: 23,551 - Sunny - 85 F</p> <p>AB 29 R 5 H 8 RBI 5 BB 6 SO 5 LOB 19</p> 			
10 Michael Young, R (1, 6) OBP: 0.361, SLG: 0.473	3-3 K		3-2 E5 23 G6-4-3		1-0 F9		1-2 23 BB SF8 1B	0-0 L6		5	1	1	1	0	1	4				
Alfonso Soriano, R (1, 4) OBP: 0.324, SLG: 0.486	4-1 HBP		3-2 K		1-0 G1-3		4-0 23 BB IBB			2	0	0	0	1	1	3				
23 Mark Teixeira, S (1, 3) OBP: 0.348, SLG: 0.552	2-3 K		0-0 G6-4-3		1-1 F7		4-2 BB			3	0	0	1	1	1	4				
Kevin Mench, R (1, 7) OBP: 0.318, SLG: 0.520		2-2 9 G3-6-3 1B		1-0 1B 9 SF9 2B		3-2 F9		1-1 SF8		3	1	2	1	0	0	0				
Brian Jordan, R (1, 9) OBP: 0.281, SLG: 0.354	1-1 F8		1-0 BLK 1B		1-0 BLK 1B		0-0 HR		3-H K	3	1	2	1	0	0	1				
Laynce Nix, L (7, PH) OBP: 0.307, SLG: 0.520			2-3 1B							1	0	0	0	0	1	2				
9 Hank Blalock, L (1, 5) OBP: 0.342, SLG: 0.493		0-1 G3-6-3		1-2 SF9		4-2 BB		0-0 F8		2	0	0	1	1	0	1				
Gary Matthews, S (1, 8) OBP: 0.344, SLG: 0.478			1-1 10 E 1B		1-1 K		1-1 P4		2-1 F8	4	1	2	0	0	1	2				
Rod Barajas, R (1, 2) OBP: 0.263, SLG: 0.472			1-0 E4 10 E 1B		3-1 L7		2-1 F8	1-1 SAFE F7		4	0	1	0	0	0	2				
Inning Stats	R: 0 E: 0 K: 2 S: 10	H: 0 LOB: 1 BB: 0 P: 20	R: 0 E: 0 K: 0 S: 7	H: 1 LOB: 0 BB: 0 P: 10	R: 1 E: 2 K: 1 S: 14	H: 2 LOB: 1 BB: 0 P: 18	R: 0 E: 0 K: 0 S: 5	H: 1 LOB: 0 BB: 1 P: 10	R: 1 E: 0 K: 0 S: 12	H: 1 LOB: 1 BB: 1 P: 21	R: 2 E: 0 K: 1 S: 15	H: 1 LOB: 2 BB: 3 P: 33	R: 0 E: 0 K: 0 S: 8	H: 1 LOB: 2 BB: 1 P: 14	R: 0 E: 0 K: 0 S: 12	H: 1 LOB: 2 BB: 1 P: 19	1B: 6 2B: 1 3B: 0 HR: 1	SF: 2 SAC: 0 DP: 2 HBP: 1	WP: 0 PB: 0 SB: 1 CS: 0	PA: 38
PITCHER	IP WLS BF H R ER SO	IP WLS BF H R ER SO	IP WLS BF H R ER SO	IP WLS BF H R ER SO	IP WLS BF H R ER SO	IP WLS BF H R ER SO	IP WLS BF H R ER SO	IP WLS BF H R ER SO	IP WLS BF H R ER SO	IP WLS BF H R ER SO	IP WLS BF H R ER SO	IP WLS BF H R ER SO	IP WLS BF H R ER SO	IP WLS BF H R ER SO	IP WLS BF H R ER SO	IP WLS BF H R ER SO	ERA WHIP	ERA WHIP		
CC Sabathia, L (1, 1) ERA: 3.91	6.1 31 7 5 5 4																	7.11 1.737		
David Riske, R (7, 1) ERA: 4.22	1.2 7 1 0 0 1																	0.00 1.200		

Batter	1	2	3	4	5	6	7	8	9	AB	R	H	RBI	BB	SO	LOB	TOP																					
Matt Lawton, L (1, 7) OBP: 0.363, SLG: 0.443 24 Grady Sizemore, L (7, 8) OBP: 0.337, SLG: 0.384	G6-3		41 S 1B		G6-3		K		G3-1	4	0	1	0	0	1	1																						
Omar Vizquel, S (1, 6) John McDonald, R (5, 6) OBP: 0.284, SLG: 0.416	G4-3		F7		G4-3			F9	3H 1B 2B	3	0	0	0	0	0	1																						
48 Travis Hafner, L (1, 10) Josh Phelps, R (5, PH) OBP: 0.300, SLG: 0.416	K		K		G5-3			WP 1B BB	2H 1B	2	0	0	0	0	2	1																						
41 Victor Martinez, S (1, 2) Tim Laker, R (6, 2) OBP: 0.269, SLG: 0.318		P5				G5-4-3 BB		WP 1B	G5-3	1	0	0	0	2	0	0																						
Casey Blake, R (1, 5) OBP: 0.359, SLG: 0.486		BB SF8 2B				G5-4-3 1-2		K		4	1	1	0	0	1	5																						
Ben Broussard, L (1, 3) OBP: 0.388, SLG: 0.469		BB BB			K			L9	L6	3	0	0	0	1	1	2																						
Ronnie Belliard, R (1, 4) OBP: 0.375, SLG: 0.427					G5-3			G3-1 1B		3	1	2	0	1	0	0																						
Jody Gerut, L (1, 9) OBP: 0.330, SLG: 0.399		SF8						G3-1	G3 24 G3-1 2B	3	1	2	2	0	0	1																						
Coco Crisp, S (1, 8) OBP: 0.318, SLG: 0.434	L8				G6-3			F7	G3	4	0	0	0	0	0	5																						
Inning Stats	R: 0 E: 0 K: 1 S: 9	H: 0 LOB: 0 BB: 0 P: 16	R: 1 E: 0 K: 0 S: 14	H: 1 LOB: 2 BB: 2 P: 27	R: 0 E: 0 K: 1 S: 12	H: 1 LOB: 1 BB: 1 P: 22	R: 0 E: 0 K: 1 S: 7	H: 1 LOB: 1 BB: 0 P: 15	R: 0 E: 0 K: 0 S: 5	H: 0 LOB: 0 BB: 0 P: 8	R: 0 E: 0 K: 0 S: 8	H: 0 LOB: 1 BB: 1 P: 18	R: 0 E: 0 K: 1 S: 10	H: 1 LOB: 1 BB: 0 P: 14	R: 0 E: 0 K: 1 S: 13	H: 1 LOB: 2 BB: 0 P: 22	R: 3 E: 0 K: 0 S: 12	H: 4 LOB: 1 BB: 0 P: 18	1B: 4 2B: 4 3B: 1 HR: 0	SF: 1 SAC: 0 DP: 1 HBP: 0	WP: 1 PB: 0 SB: 1 CS: 0	PA: 40																
PITCHER	IP	WLS	BF	H	R	ER	SO	BB	IBB	HBP	BLK	WP	HR	S	P	ERA	WHIP	PITCHER				IP	WLS	BF	H	R	ER	SO	BB	IBB	HBP	BLK	WP	HR	S	P	ERA	WHIP
Scott Erickson, R (1, 1) ERA: 5.63	6.0	W	24	3	1	1	3	4	0	0	0	0	0	55	106	1.50	1.167																					
Doug Brocail, R (7, 1) ERA: 7.2	3.0	S	16	6	3	3	2	1	0	0	0	1	0	35	54	9.00	2.333																					

Cleveland Indians @ Texas Rangers
The Ballpark at Arlington, Arlington, TX
Tue Aug 17 2004, 8:05 PM EDT
Att: 24,864 - Sunny - 87 F

AB	34
R	4
H	9
RBI	4
BB	5
SO	5
LOB	17



Batter	1	2	3	4	5	6	7	8	9	AB	R	H	RBI	BB	SO	LOB	BOTTOM																					
Eric Young Sr., R (1, 7) OBP: 0.404, SLG: 0.385	K			F7	F9			G5-3		6	0	1	0	0	2	2																						
10 Michael Young, R (1, 6) Manny Alexander, R (6, 6) OBP: 0.386, SLG: 0.476			HBP 23 2B BB	23 HR 1B	23 3B 1B		K	G4-3		3	3	3	0	1	0	0																						
Alfonso Soriano, R (1, 4) Laynce Nix, L (7, 8) OBP: 0.307, SLG: 0.520	F9		23 2B HBP	23 HR 1B	23 3B 1B		G6-3			4	3	2	1	0	0	3																						
23 Mark Teixeira, S (1, 3) Rod Barajas, R (7, PR) OBP: 0.293, SLG: 0.472			9 2B 2B	2H HR	2H HR					5	3	4	7	0	1	1																						
Kevin Mench, R (1, 9) OBP: 0.322, SLG: 0.536		1B SF7 1B		F7	HR			P2		5	3	3	2	0	0	2																						
Brian Jordan, R (1, 10) David Dellucci, L (7, PH) OBP: 0.364, SLG: 0.459		SF7 15 SF7 1B		G5-3	P3		G5-3	E5		4	1	1	0	0	0	2																						
9 Hank Blalock, L (1, 5) OBP: 0.344, SLG: 0.495		SF7 BB			HR		F7	P6		3	1	1	1	2	0	2																						
Gary Matthews, S (1, 8) OBP: 0.341, SLG: 0.487		SF7		G6-3	HR			L8	F7	4	1	1	4	0	0	3																						
15 Gerald Laird, R (1, 2) OBP: 0.308, SLG: 0.286		SF7			HR					3	1	1	1	1	1	0																						
Inning Stats	R: 0 E: 0 K: 2 S: 11	H: 1 LOB: 1 BB: 0 P: 17	R: 2 E: 0 K: 1 S: 13	H: 2 LOB: 1 BB: 1 P: 25	R: 3 E: 0 K: 0 S: 12	H: 2 LOB: 1 BB: 1 P: 22	R: 7 E: 0 K: 0 S: 19	H: 5 LOB: 0 BB: 2 P: 37	R: 4 E: 0 K: 0 S: 10	H: 4 LOB: 0 BB: 0 P: 15	R: 0 E: 0 K: 1 S: 15	H: 2 LOB: 2 BB: 0 P: 24	R: 0 E: 1 K: 0 S: 10	H: 1 LOB: 2 BB: 0 P: 16	R: 0 E: 0 K: 1 S: 5	H: 0 LOB: 0 BB: 0 P: 10	1B: 8 2B: 5 3B: 1 HR: 3	SF: 2 SAC: 0 DP: 0 HBP: 1	WP: 1 PB: 0 SB: 0 CS: 0	PA: 47																		
PITCHER	IP	WLS	BF	H	R	ER	SO	BB	IBB	HBP	BLK	WP	HR	S	P	ERA	WHIP	PITCHER				IP	WLS	BF	H	R	ER	SO	BB	IBB	HBP	BLK	WP	HR	S	P	ERA	WHIP
31 Cliff Lee, L (1, 1) ERA: 5.1	3.1	L	21	7	8	8	3	3	0	0	0	0	0	46	80	21.60	3.000																					
Rick White, R (4, 1) ERA: 4.97	1.2		13	7	8	8	0	1	0	0	0	0	3	19	36	43.20	4.800																					
Cliff Bartosh, L (6, 1) ERA: 6.17	2.0		10	3	0	0	1	0	0	0	0	0	0	25	40	0.00	1.500																					
59 Matt Miller, R (8, 1) ERA: 4.15	1.0		3	0	0	0	1	0	0	0	0	0	0	5	10	0.00	0.000																					

Cleveland Indians @ Texas Rangers
The Ballpark at Arlington, Arlington, TX
Tue Aug 17 2004, 8:05 PM EDT
Att: 24,864 - Sunny - 87 F

AB	40
R	16
H	17
RBI	16
BB	4
SO	5
LOB	18



Batter	1	2	3	4	5	6	7	8	9	AB	R	H	RBI	BB	SO	LOB	TOP										
Coco Crisp, S OBP: 0.317, SLG: 0.430 (1, 7)	2-1 G6-4-3 1B		1-1 F8		1-2 G6-3			0-0 P5	2-3 K	5	0	1	0	0	1	4											
Omar Vizquel, S OBP: 0.365, SLG: 0.403 (1, 6)	1-2 G6-4-3 1-2f		2-2 1B				0-0 B3	0-1 1B		4	0	2	1	0	0	1											
Ronnie Belliard, R OBP: 0.375, SLG: 0.426 (1, 4)	3-3 K			1-1 F9		1-1 F8		2-1 1B	1-2 1B	4	0	1	0	0	1	0											
41 Victor Martinez, S OBP: 0.369, SLG: 0.528 (1, 2)		0-0 G5-3		3-2 G6-3		2-2 2B		1-2 P6		4	0	1	0	0	0	2											
Casey Blake, R OBP: 0.358, SLG: 0.491 (1, 5)	1-3 K		2-2 HR		1-2 G1-3			1-2 F9		4	1	1	1	0	1	3											
Ben Brissard, L OBP: 0.386, SLG: 0.466 (1, 3)	0-3 K		0-0 FC6-4 1B					2-2 F9		4	0	1	0	0	2	0											
Josh Phelps, R OBP: 0.299, SLG: 0.414 (1, 10)			2-2 1B	2-2 FC6-4 1B			0-3 K		1-0 F8	4	1	1	0	0	1	1											
Jody Gerut, L OBP: 0.336, SLG: 0.407 (1, 9)			1-1 1B		3-2 24 G3-1 1B		2-2 24 S 1B		2-2 2B	4	0	4	0	0	0	0											
24 Grady Sizemore, L OBP: 0.333, SLG: 0.368 (1, 8)	3-2 F9		1-2 1B	1-2 G3-1		2-2 F8		4-2 BB		3	0	0	0	1	0	4											
Inning Stats	R: 0 E: 0 K: 1 S: 9	H: 1 LOB: 0 BB: 0 P: 15	R: 0 E: 0 K: 2 S: 7	H: 0 LOB: 0 BB: 0 P: 8	R: 1 E: 0 K: 0 S: 14	H: 3 LOB: 2 BB: 0 P: 23	R: 1 E: 0 K: 0 S: 12	H: 2 LOB: 1 BB: 0 P: 20	R: 0 E: 0 K: 0 S: 10	H: 1 LOB: 1 BB: 0 P: 14	R: 0 E: 0 K: 1 S: 16	H: 1 LOB: 0 BB: 0 P: 22	R: 0 E: 0 K: 0 S: 11	H: 2 LOB: 2 BB: 0 P: 15	R: 0 E: 0 K: 2 S: 16	H: 1 LOB: 2 BB: 1 P: 28	1B: 9 2B: 2 3B: 0 HR: 1	SF: 0 SAC: 0 DP: 1 HBP: 0	WP: 0 PA: 37 PB: 0 SB: 1 CS: 0								
PITCHER	IP	WLS	BF	H	R	ER	SO	BB	IBB	HBP	BLK	WP	HR	S	P	ERA	WHIP										
Kenny Rogers, L ERA: 4.85 (1, 1)	6.0	W	23	8	2	2	3	0	0	0	0	0	1	61	94	3.00	1.333										
32 Ron Mahay, L ERA: 2.34 (7, 1)	1.0	H	4	1	0	0	1	0	0	0	0	0	0	16	22	0.00	1.000										
Carlos Almanzar, R ERA: 3.12 (8, 1)	1.0	H	5	2	0	0	0	0	0	0	0	0	0	11	15	0.00	2.000										
Francisco Cordero, R ERA: 1.74 (9, 1)	1.0	S	5	1	0	0	2	1	0	0	0	0	0	16	28	0.00	2.000										

Cleveland Indians @ Texas Rangers
The Ballpark at Arlington, Arlington, TX
Wed Aug 18 2004, 8:05 PM EDT
Att: 31,572 - Sunny - 89 F


AB 36
R 2
H 12
RBI 2
BB 1
SO 6
LOB 15



Batter	1	2	3	4	5	6	7	8	9	AB	R	H	RBI	BB	SO	LOB	BOTTOM										
Alfonso Soriano, R OBP: 0.326, SLG: 0.484 (1, 4)	0-3 K HR		0-1 G5-3		1-2 1B			1-3 K		4	1	1	0	0	2	2											
David Dellucci, L OBP: 0.382, SLG: 0.468 (1, 7)	0-1 1-H HR		1-3 K		0-0 F8		0-3 K			4	1	1	2	0	2	2											
10 Michael Young, R OBP: 0.363, SLG: 0.472 (1, 6)	1-1 F8		0-1 F8		3-3 K		0-3 K			4	0	0	0	0	2	2											
23 Mark Teixeira, S OBP: 0.353, SLG: 0.571 (1, 3)	1-2 G4-3			3-2 F9		1-1 9 HR 2B		1-3 K		4	1	1	0	0	1	0											
9 Hank Blalock, L OBP: 0.347, SLG: 0.512 (1, 5)	0-0 2B			1-2 HR		3-1 2H HR		1-0 F8		4	2	3	3	0	0	0											
Laynce Nix, L OBP: 0.310, SLG: 0.520 (1, 8)	1-2 F8			3-2 G6-3 1B		2-3 K		3-2 FC6-4 1B		4	0	2	0	0	1	1											
Kevin Mench, R OBP: 0.318, SLG: 0.528 (1, 10)		2-2 P2		1-2 G6-3		3-2 E5		2-1 FC6-4 BB		4	0	0	0	0	0	2											
Gary Matthews, S OBP: 0.344, SLG: 0.483 (1, 9)		1-3 K		0-1 G3-1		4-0 IBB		4-0 BB		2	0	0	0	2	1	1											
Rod Barajas, R OBP: 0.263, SLG: 0.468 (1, 2)	1-2 F9				0-1 10 CS 1B		0-0 F7		0-1 G6-3	4	0	1	0	0	0	4											
Inning Stats	R: 2 E: 0 K: 1 S: 14	H: 2 LOB: 1 BB: 0 P: 17	R: 0 E: 0 K: 1 S: 10	H: 0 LOB: 0 BB: 0 P: 14	R: 0 E: 0 K: 1 S: 7	H: 0 LOB: 0 BB: 0 P: 8	R: 1 E: 0 K: 0 S: 19	H: 2 LOB: 1 BB: 0 P: 27	R: 0 E: 0 K: 1 S: 10	H: 2 LOB: 2 BB: 0 P: 13	R: 2 E: 1 K: 2 S: 17	H: 2 LOB: 2 BB: 1 P: 31	R: 0 E: 0 K: 3 S: 11	H: 0 LOB: 0 BB: 0 P: 12	R: 0 E: 0 K: 0 S: 8	H: 1 LOB: 2 BB: 1 P: 18	1B: 4 2B: 3 3B: 0 HR: 3	SF: 0 SAC: 0 DP: 1 HBP: 0	WP: 1 PA: 36 PB: 0 SB: 0 CS: 1								
PITCHER	IP	WLS	BF	H	R	ER	SO	BB	IBB	HBP	BLK	WP	HR	S	P	ERA	WHIP										
Scott Elarton, R ERA: 6.98 (1, 1)	5.1	L	26	8	5	5	5	0	1	0	0	0	3	73	105	8.44	1.500										
59 Matt Miller, R ERA: 4.08 (6, 1)	0.2		2	0	0	0	1	0	0	0	0	0	0	4	5	0.00	0.000										
63 Rafael Betancourt, R ERA: 4.33 (7, 1)	1.0		3	0	0	0	3	0	0	0	0	0	0	11	12	0.00	0.000										
David Riske, R ERA: 4.15 (8, 1)	1.0		5	1	0	0	0	1	0	0	0	0	0	8	18	0.00	2.000										

Cleveland Indians @ Texas Rangers
The Ballpark at Arlington, Arlington, TX
Wed Aug 18 2004, 8:05 PM EDT
Att: 31,572 - Sunny - 89 F

AB 34
R 5
H 9
RBI 5
BB 2
SO 9
LOB 14




Batter	1	2	3	4	5	6	7	8	9	AB	R	H	RBI	BB	SO	LOB	TOP										
Matt Lawton, L (1, 7) OBP: 0.362, SLG: 0.441	F8		G4-3		G3			BB		3	0	0	0	1	0	3	Cleveland Indians @ Minnesota Twins Hubert H. Humphrey Metrodome, Minneapolis, MN Fri Aug 20 2004, 8:10 PM EDT Att: 25,157 - Unknown - 70 F										
Omar Vizquel, S (1, 6) OBP: 0.384, SLG: 0.404	2B		G6-3			G6-3		F8		4	0	1	0	0	0	2											
48 Travis Hafner, L (1, 10) OBP: 0.409, SLG: 0.583 Josh Phelps, R (9, PH) OBP: 0.299, SLG: 0.412	K				P6		P3		K	3	0	0	0	0	1	1											
41 Victor Martinez, S (1, 2) OBP: 0.366, SLG: 0.523	G5-3				P5		F9		F9	4	0	0	0	0	0	1											
Ben Broussard, L (1, 3) OBP: 0.384, SLG: 0.473					HR				K	4	1	1	1	0	1	0											
Casey Blake, R (1, 5) OBP: 0.356, SLG: 0.488	K				F7				G4-3	3	0	0	0	0	1	0											
Jody Gerut, L (1, 9) OBP: 0.334, SLG: 0.404									K	3	0	0	0	0	2	0											
Ronnie Belliard, R (1, 4) OBP: 0.374, SLG: 0.425									G6-3	3	0	1	0	0	0	0											
Coco Crisp, S (1, 8) OBP: 0.317, SLG: 0.428									P6	2	0	0	0	1	0	1											
Inning Stats	R: 0 E: 0 K: 13 S: 13	H: 1 LOB: 1 BB: 0 P: 24	R: 0 E: 0 K: 7 S: 7	H: 0 LOB: 0 BB: 0 P: 9	R: 0 E: 0 K: 0 S: 11	H: 1 LOB: 1 BB: 0 P: 17	R: 1 E: 0 K: 0 S: 12	H: 1 LOB: 0 BB: 0 P: 20	R: 0 E: 0 K: 1 S: 8	H: 0 LOB: 1 BB: 1 P: 19	R: 0 E: 0 K: 0 S: 6	H: 0 LOB: 0 BB: 0 P: 7	R: 0 E: 0 K: 1 S: 9	H: 0 LOB: 0 BB: 0 P: 13	R: 0 E: 0 K: 0 S: 12	H: 0 LOB: 1 BB: 1 P: 20	R: 0 E: 0 K: 2 S: 9	H: 0 LOB: 0 BB: 0 P: 17	1B: 1 2B: 1 3B: 0 HR: 1	SF: 0 SAC: 0 DP: 0 HBP: 0	WP: 0 PB: 0 SB: 0 CS: 2	PA: 32					
PITCHER	IP	WLS	BF	H	R	ER	SO	BB	IBB	HBP	BLK	WP	HR	S	P	ERA	WHIP										
Kyle Lohse, R (1, 1) ERA: 5.23	7.0	W	25	3	1	1	4	1	0	0	0	0	1	66	109	1.29	0.571										
Juan Rincon, R (8, 1) ERA: 2.54	1.0		4	0	0	0	0	1	0	0	0	0	0	12	20	0.00	1.000										
J.C. Romero, L (9, 1) ERA: 3.19	1.0		3	0	0	0	2	0	0	0	0	0	0	9	17	0.00	0.000										


Batter	1	2	3	4	5	6	7	8	9	AB	R	H	RBI	BB	SO	LOB	BOTTOM										
Shannon Stewart, R (1, 7) OBP: 0.397, SLG: 0.473	G6-3	L6					F7			4	0	1	0	0	0	1	Cleveland Indians @ Minnesota Twins Hubert H. Humphrey Metrodome, Minneapolis, MN Fri Aug 20 2004, 8:10 PM EDT Att: 25,157 - Unknown - 70 F										
Jacque Jones, L (1, 9) OBP: 0.392, SLG: 0.453	33 BB G3-1 1B		G3-1		20 BB G6-4-3 1B		G4-3			4	1	2	1	0	0	0											
20 Lew Ford, R (1, 8) OBP: 0.392, SLG: 0.483	G3-1 BB		G6-3		G6-4-3 1B				3	1	1	0	1	0	2												
33 Justin Morneau, L (1, 3) OBP: 0.312, SLG: 0.519	G3-1 BB		F7			P4	1B	1B	3	1	1	1	1	0	0												
Jose Offerman, S (1, 10) OBP: 0.364, SLG: 0.415	G3-1				K	K2-3	2B	1B	4	0	1	2	0	2	2												
Corey Koskie, L (1, 5) OBP: 0.345, SLG: 0.477	G3-1				F9	HR		K	4	1	1	1	0	1	2												
Cristian Guzman, S (1, 6) OBP: 0.306, SLG: 0.375		WP BB			L7		1B	G6-3	3	0	1	0	1	0	0												
Henry Blanco, R (1, 2) OBP: 0.250, SLG: 0.347		K				P2	5 FC6-4 1B	K	4	0	1	0	0	2	1												
5 Michael Cuddyer, R (1, 4) OBP: 0.324, SLG: 0.431 Luis Rivas, R (7, 4) OBP: 0.288, SLG: 0.388		G5-3			1B BB		FC6-4		2	1	0	0	1	0	3												
Inning Stats	R: 1 E: 0 K: 0 S: 14	H: 1 LOB: 2 BB: 2 P: 29	R: 0 E: 0 K: 1 S: 7	H: 0 LOB: 1 BB: 1 P: 14	R: 0 E: 0 K: 0 S: 7	H: 0 LOB: 0 BB: 0 P: 8	R: 0 E: 0 K: 1 S: 7	H: 0 LOB: 0 BB: 0 P: 11	R: 1 E: 0 K: 0 S: 10	H: 2 LOB: 1 BB: 1 P: 16	R: 1 E: 0 K: 0 S: 14	H: 3 LOB: 2 BB: 0 P: 17	R: 2 E: 0 K: 0 S: 8	H: 3 LOB: 1 BB: 0 P: 16	R: 0 E: 0 K: 2 S: 8	H: 0 LOB: 0 BB: 0 P: 11	1B: 7 2B: 1 3B: 0 HR: 1	SF: 0 SAC: 0 DP: 1 HBP: 0	WP: 1 PB: 0 SB: 1 CS: 0	PA: 35							
PITCHER	IP	WLS	BF	H	R	ER	SO	BB	IBB	HBP	BLK	WP	HR	S	P	ERA	WHIP										
37 Jake Westbrook, R (1, 1) ERA: 3.64	6.2	L	31	8	5	5	3	4	0	0	0	0	0	65	106	6.75	1.800										
David Riske, R (7, 1) ERA: 4.13	0.1		1	1	0	0	0	0	0	0	0	0	0	2	5	0.00	3.000										
Fernando Cabrera, R (8, 1) ERA:	1.0		3	0	0	0	2	0	0	0	0	0	0	8	11	0.00	0.000										



Batter	1	2	3	4	5	6	7	8	9	AB	R	H	RBI	BB	SO	LOB	TOP				
Ronnie Belliard, R (1, 4) OBP: 0.373, SLG: 0.423	G4-3		1B		G6-4-3			F8		4	0	1	0	0	0	2	Cleveland Indians @ Minnesota Twins Hubert H. Humphrey Metrodome, Minneapolis, MN Sat Aug 21 2004, 1:20 PM EDT Att: 27,945 - Unknown - 70 F livebaseballscorecards.com				
Omar Vizquel, S (1, 6) OBP: 0.397, SLG: 0.406	G4-6-3 BB		1B			41 G4-6-3 1B		P5		3	0	2	0	1	0	0					
Matt Lawton, L (1, 9) OBP: 0.363, SLG: 0.440	G4-6-3				F8				41 DI BB	3	0	1	0	1	0	1					
41 Victor Martinez, S (1, 10) OBP: 0.367, SLG: 0.520		G6-3				G4-6-3			4-1 G1-6-3 BB	2	0	0	0	2	0	2					
Casey Blake, R (1, 5) OBP: 0.354, SLG: 0.483		K			BB			F9		4	0	0	0	0	2	4					
Josh Phelps, R (1, 3) OBP: 0.298, SLG: 0.420	HR							G6-3		4	1	1	1	0	1	3					
Coco Crisp, S (1, 7) OBP: 0.317, SLG: 0.427	G4-3					24 FC6-4 1B		G3-1		3	0	1	0	0	0	0					
24 Grady Sizemore, L (1, 8) OBP: 0.323, SLG: 0.354			K		FC6-4 1B			K		3	0	0	0	0	2	1					
Tim Laker, R (1, 2) OBP: 0.270, SLG: 0.319			G6-3							3	0	1	0	0	1	0					
Inning Stats	R: 0 E: 0 K: 0 S: 7	H: 0 LOB: 0 BB: 1 P: 14	R: 1 E: 0 K: 1 S: 16	H: 1 LOB: 0 BB: 0 P: 23	R: 0 E: 0 K: 1 S: 9	H: 2 LOB: 2 BB: 0 P: 15	R: 0 E: 0 K: 2 S: 16	H: 0 LOB: 1 BB: 1 P: 25	R: 0 E: 0 K: 0 S: 7	H: 2 LOB: 1 BB: 0 P: 9	R: 0 E: 0 K: 0 S: 11	H: 2 LOB: 1 BB: 0 P: 15	R: 0 E: 0 K: 1 S: 9	H: 0 LOB: 0 BB: 0 P: 14	R: 0 E: 0 K: 1 S: 7	H: 0 LOB: 1 BB: 2 P: 17		1B: 6 2B: 0 3B: 0 HR: 1	SF: 0 SAC: 0 DP: 4 HBP: 0	WP: 0 PB: 0 SB: 0 CS: 0	PA: 33
PITCHER	IP	WLS	BF	H	R	ER	SO	BB	IBB	HBP	BLK	WP	HR	S	P	ERA	WHIP				
Terry Mulholland, L (1, 1) ERA: 4.5	6.0	W	23	7	1	1	4	2	0	0	0	0	1	66	101	1.50	1.500				
Grant Balfour, R (7, 1) ERA: 3.1	1.0		3	0	0	0	1	0	0	0	0	0	0	9	14	0.00	0.000				
28 Jesse Crain, R (8, 1) ERA: 4.05	2.0		7	0	0	0	1	2	0	0	0	0	0	14	29	0.00	1.000				

Batter	1	2	3	4	5	6	7	8	9	AB	R	H	RBI	BB	SO	LOB	BOTTOM				
Shannon Stewart, R (1, 7) OBP: 0.395, SLG: 0.468	F9		CS BB			K		L1		3	0	0	0	1	1	1	Cleveland Indians @ Minnesota Twins Hubert H. Humphrey Metrodome, Minneapolis, MN Sat Aug 21 2004, 1:20 PM EDT Att: 27,945 - Unknown - 70 F livebaseballscorecards.com				
Jacque Jones, L (1, 9) OBP: 0.323, SLG: 0.454	1B		BB		20 S 20 1B HBP	G4-3				2	1	1	0	1	0	0					
20 Lew Ford, R (1, 10) OBP: 0.391, SLG: 0.481	F8		F7					F9		4	1	1	2	0	0	2					
33 Justin Morneau, L (1, 3) OBP: 0.316, SLG: 0.537	F7					33 1B 1B				4	2	2	1	0	1	1					
Tori Hunter, R (1, 8) OBP: 0.317, SLG: 0.460		E5 F8 SF7				G6-3		K		4	2	1	1	0	1	2					
Corey Koskie, L (1, 5) OBP: 0.347, SLG: 0.484	F8					1B IBB		HR		3	1	1	1	1	0	1					
Cristian Guzman, S (1, 6) OBP: 0.306, SLG: 0.374 Augie Ojeda, S (9, 6)	SF7							P6		3	0	1	3	0	0	0					
Rob Bowen, S (1, 2) OBP: 0.222, SLG: 0.250	K							K		4	0	0	0	0	3	2					
Luis Rivas, R (1, 4) OBP: 0.268, SLG: 0.390			P5			20 S 20 1B 2B		G4-3		4	1	1	0	0	0	0					
Inning Stats	R: 0 E: 0 K: 0 S: 11	H: 1 LOB: 1 BB: 0 P: 19	R: 1 E: 1 K: 1 S: 13	H: 0 LOB: 0 BB: 0 P: 18	R: 0 E: 0 K: 0 S: 5	H: 0 LOB: 1 BB: 2 P: 15	R: 2 E: 0 K: 0 S: 7	H: 2 LOB: 0 BB: 0 P: 8	R: 4 E: 0 K: 2 S: 18	H: 4 LOB: 2 BB: 1 P: 35	R: 0 E: 0 K: 0 S: 7	H: 0 LOB: 0 BB: 0 P: 11	R: 0 E: 0 K: 2 S: 11	H: 0 LOB: 0 BB: 0 P: 14	R: 1 E: 0 K: 1 S: 9	H: 1 LOB: 0 BB: 0 P: 15		1B: 4 2B: 1 3B: 0 HR: 3	SF: 1 SAC: 0 DP: 0 HBP: 1	WP: 0 PB: 0 SB: 3 CS: 1	PA: 36
PITCHER	IP	WLS	BF	H	R	ER	SO	BB	IBB	HBP	BLK	WP	HR	S	P	ERA	WHIP				
Chad Durbin, R (1, 1) ERA: 5.68	4.1	L	21	5	6	5	2	2	0	1	0	0	2	46	77	10.38	1.615				
Rick White, R (5, 1) ERA: 4.91	2.2		11	2	1	1	3	0	1	0	0	0	0	26	43	3.38	0.750				
David Riske, R (8, 1) ERA: 4.21	1.0		4	1	1	1	1	0	0	0	0	0	1	9	15	9.00	1.000				

Batter	1	2	3	4	5	6	7	8	9	AB	R	H	RBI	BB	SO	LOB	TOP										
Matt Lawton, L (1, 7) OBP: 0.364, SLG: 0.440	F7	G3-1					P4		DI	5	0	2	1	0	0	2	Cleveland Indians @ Minnesota Twins Hubert H. Humphrey Metrodome, Minneapolis, MN Sun Aug 22 2004, 2:10 PM EDT Att: 28,587 - Unknown - 70 F AB 37 R 3 H 9 RBI 2 BB 1 SO 6 LOB 17 										
Omar Vizquel, S (1, 6) OBP: 0.397, SLG: 0.406	G4-3		41 S	K			1B		G5-3	5	0	2	0	0	1	3											
48 Travis Hafner, L (1, 10) OBP: 0.406, SLG: 0.577	L5		P2				G3			4	0	0	0	0	1	2											
41 Victor Martinez, S (1, 2)		G4-3	BB			G4-3			F9	3	0	0	0	1	0	0											
Ben Broussard, L (1, 3) OBP: 0.383, SLG: 0.470		1B	K			P6			K	4	1	1	0	0	2	2											
Casey Blake, R (1, 5) OBP: 0.353, SLG: 0.481	1B		K				L3		P5	4	0	1	0	0	1	2											
Jody Gerut, L (1, 9) OBP: 0.333, SLG: 0.402	FC1-4-6		L7			F9			24 G3	4	2	1	0	0	0	2											
Ronnie Belliard, R (1, 4) OBP: 0.372, SLG: 0.422	E6		F9			F9			K	4	0	1	0	0	1	2											
24 Grady Sizemore, L (1, 8) OBP: 0.320, SLG: 0.349	1B		FC4-6			G3-1			G3	4	0	1	1	0	0	2											
Inning Stats	R: 0 E: 0 K: 0 S: 11	H: 0 LOB: 0 BB: 0 P: 17	R: 2 E: 1 K: 0 S: 16	H: 3 LOB: 2 BB: 0 P: 23	R: 0 E: 0 K: 2 S: 12	H: 1 LOB: 2 BB: 1 P: 17	R: 0 E: 0 K: 1 S: 14	H: 2 LOB: 0 BB: 0 P: 19	R: 0 E: 0 K: 0 S: 10	H: 0 LOB: 0 BB: 0 P: 14	R: 0 E: 0 K: 0 S: 7	H: 0 LOB: 1 BB: 0 P: 9	R: 0 E: 0 K: 1 S: 9	H: 1 LOB: 1 BB: 0 P: 14	R: 0 E: 0 K: 1 S: 9	H: 0 LOB: 0 BB: 0 P: 15		R: 1 E: 0 K: 1 S: 12	H: 2 LOB: 1 BB: 0 P: 21	1B: 9 2B: 0 3B: 0 HR: 0	SF: 0 SAC: 0 DP: 0 HBP: 0	WP: 0 PB: 0 SB: 1 CS: 0	PA: 38				
PITCHER	IP	WLS	BF	H	R	ER	SO	BB	IBB	HBP	BLK	WP	HR	S	P	ERA	WHIP										
Brad Radke, R (1, 1) ERA: 3.41	7.0	W	30	7	2	0	4	1	0	0	0	0	0	81	113	0.00	1.143										
J.C. Romero, L (8, 1) ERA: 3.13	1.0		3	0	0	0	1	0	0	0	0	0	0	9	15	0.00	0.000										
36 Joe Nathan, R (9, 1) ERA: 1.44	1.0		5	2	1	1	1	0	0	0	0	0	0	12	21	9.00	2.000										

Batter	1	2	3	4	5	6	7	8	9	AB	R	H	RBI	BB	SO	LOB	BOTTOM										
Shannon Stewart, R (1, 7) OBP: 0.398, SLG: 0.468	G6-3		G6-3			F8		20 G6-3		4	1	2	1	1	0	0	Cleveland Indians @ Minnesota Twins Hubert H. Humphrey Metrodome, Minneapolis, MN Sun Aug 22 2004, 2:10 PM EDT Att: 28,587 - Unknown - 70 F AB 32 R 7 H 11 RBI 7 BB 3 SO 3 LOB 14 										
20 Lew Ford, R (1, 9) OBP: 0.391, SLG: 0.479	G6-3		1B			1B		33 SF8		4	1	1	0	1	0	5											
Tori Hunter, R (1, 8) OBP: 0.323, SLG: 0.465	BB		1B			1B		33 SF8		4	1	3	3	1	1	1											
33 Justin Morneau, L (1, 3) OBP: 0.315, SLG: 0.530	F8		K			SF8		1B		2	0	0	1	0	1	3											
5 Michael Cuddyer, R (7, 3) OBP: 0.324, SLG: 0.431	F8					HBP				0	0	0	0	0	0	0											
Matthew LeCroy, R (1, 10) OBP: 0.315, SLG: 0.384	F8		F7			G6-3		20 G6-3		4	0	1	1	0	0	2											
Corey Koskie, L (1, 5) OBP: 0.346, SLG: 0.490	F8		HR			F8		K		4	1	1	1	0	1	1											
Cristian Guzman, S (1, 6) OBP: 0.307, SLG: 0.376	G4-3		1B			SH2-4		L5		4	1	2	0	0	0	0											
Henry Blanco, R (1, 2) OBP: 0.250, SLG: 0.343			G5-3			P4		G3		3	1	0	0	0	0	1											
Luis Rivas, R (1, 4) OBP: 0.269, SLG: 0.392	G6-3		G6-3			SH2-4		F8		3	1	1	0	0	0	1											
Inning Stats	R: 0 E: 0 K: 0 S: 6	H: 1 LOB: 1 BB: 1 P: 16	R: 0 E: 0 K: 0 S: 6	H: 0 LOB: 0 BB: 0 P: 9	R: 1 E: 0 K: 1 S: 17	H: 3 LOB: 0 BB: 0 P: 22	R: 1 E: 0 K: 0 S: 9	H: 2 LOB: 1 BB: 0 P: 13	R: 2 E: 0 K: 0 S: 8	H: 2 LOB: 1 BB: 1 P: 17	R: 3 E: 0 K: 0 S: 14	H: 2 LOB: 2 BB: 1 P: 29	R: 0 E: 0 K: 1 S: 14	H: 0 LOB: 0 BB: 0 P: 21	R: 0 E: 0 K: 1 S: 10	H: 1 LOB: 1 BB: 0 P: 16	1B: 8 2B: 2 3B: 0 HR: 1	SF: 1 SAC: 1 DP: 1 HBP: 2	WP: 0 PB: 0 SB: 2 CS: 0	PA: 39							
PITCHER	IP	WLS	BF	H	R	ER	SO	BB	IBB	HBP	BLK	WP	HR	S	P	ERA	WHIP										
CC Sabathia, L (1, 1) ERA: 4.17	5.2	L	31	10	7	7	1	2	0	0	0	0	0	1	3	0.00	0.000										
59 Matt Miller, R (6, 1) ERA: 4.05	0.1		1	0	0	0	0	0	0	0	0	0	0	1	3	0.00	0.000										
Bob Howry, R (7, 1) ERA: 1.24	1.0		3	0	0	0	1	0	0	0	0	0	0	14	21	0.00	0.000										
Bob Wickman, R (8, 1) ERA: 2.25	1.0		4	1	0	0	1	0	0	0	0	0	0	10	16	0.00	1.000										

Batter	1	2	3	4	5	6	7	8	9	AB	R	H	RBI	BB	SO	LOB	TOP										
Bernie Williams, S (1, 8) OBP: 0.357, SLG: 0.424	3-2 2B	1-0 1B			3-1 F8		4-1 BB		0-1 G1-3	4	1	2	0	1	0	0	New York Yankees @ Cleveland Indians Jacobs Field, Cleveland, OH Mon Aug 23 2004, 7:05 PM EDT Att: 33,172 - Cloudy - 80 F										
2 Derek Jeter, R (1, 6) OBP: 0.328, SLG: 0.429	3-1 BB	1-2 CS	3-1 F7		1-0 1B		2-2 P4		2-1 HR	4	0	2	1	0	0	1											
Enrique Wilson, S (9, 4) OBP: 0.258, SLG: 0.347	2-H 1B	1-2							HR	0	1	0	0	0	0	0											
Gary Sheffield, R (1, 9) OBP: 0.408, SLG: 0.563	4-1 20 G6-3		4-2 13 FC6-4					4-1 55 FC4-6	2-2 13 1B	2	2	1	2	3	1	1											
13 Alex Rodriguez, R (1, 5) OBP: 0.366, SLG: 0.512	2-3 K		0-1 FC6-4					2-2 55 FC4-6	0-0 G5-3	5	0	1	0	0	1	4											
20 Jorge Posada, S (1, 2) OBP: 0.407, SLG: 0.487	1-2 G6-3		1-1 G4-3					1-2 1B	2-2 P5	4	0	1	0	0	0	5											
55 Hideki Matsui, L (1, 7) OBP: 0.390, SLG: 0.516		4-0 HR		2-3 K				0-0 FC4-6	1-2 2-3	3	1	0	0	1	1	3											
Ruben Sierra, S (1, 10)		1-2 F8		0-0 G6-3				2-2 1B	2-2 1B	4	0	1	1	0	0	2											
Tony Clark, S (1, 3) OBP: 0.310, SLG: 0.449		3-2 HR		1-3 K				1-3 K2-3	3-1 P6	4	1	1	2	0	2	2											
Miguel Cairo, R (1, 4) OBP: 0.319, SLG: 0.407		3-1 P6			1-2 G6-3			2-3 K	0-1 G6-3	3	0	0	0	0	1	0											
Kenny Lofton, L (9, PH) OBP: 0.342, SLG: 0.413										1	0	0	0	0	0	0											
Inning Stats	R: 1 E: 0 K: 1 S: 14	H: 2 LOB: 1 BB: 1 P: 27	R: 2 E: 0 K: 0 S: 15	H: 2 LOB: 0 BB: 1 P: 28	R: 0 E: 0 K: 0 S: 10	H: 0 LOB: 1 BB: 1 P: 18	R: 0 E: 0 K: 2 S: 7	H: 0 LOB: 0 BB: 0 P: 10	R: 0 E: 0 K: 1 S: 9	H: 1 LOB: 1 BB: 0 P: 15	R: 0 E: 0 K: 2 S: 11	H: 0 LOB: 1 BB: 1 P: 20	R: 1 E: 0 K: 0 S: 14	H: 2 LOB: 2 BB: 1 P: 27	R: 2 E: 0 K: 0 S: 9	H: 1 LOB: 1 BB: 0 P: 13	1B: 5 2B: 2 3B: 0 HR: 2	SF: 0 SAC: 0 DP: 1 HBP: 1	WP: 0 PB: 0 SB: 0 CS: 1	PA: 41							
PITCHER	IP	WLS	BF	H	R	ER	SO	BB	IBB	HBP	BLK	WP	HR	S	P	ERA	WHIP										
31 Cliff Lee, L (1, 1) ERA: 5.07	6.0	25	6	3	3	4	4	3	0	0	0	0	1	64	111	4.50	1.500										
63 Rafael Betancourt, R (7, 1) ERA: 4.27	0.2	3	0	0	0	2	1	0	0	0	0	0	0	8	15	0.00	1.500										
59 Matt Miller, R (7, 1) ERA: 4.02	0.1	1	0	0	0	0	0	0	0	0	0	0	0	3	5	0.00	0.000										
Bob Howry, R (8, 1) ERA: 1.5	1.0	6	2	1	1	0	1	0	0	0	0	0	0	14	27	9.00	3.000										
Bob Wickman, R (9, 1) ERA: 3.18	1.0	L	5	1	2	2	0	0	0	1	0	0	1	9	13	18.00	1.000										

AB	34
R	6
H	9
RBI	6
BB	5
SO	6
LOB	18



Batter	1	2	3	4	5	6	7	8	9	AB	R	H	RBI	BB	SO	LOB	BOTTOM										
Coco Crisp, S (1, 8) OBP: 0.315, SLG: 0.424	2-3 K	2-2 G3		0-2 F7			1-2 1B		0-3 K	5	0	1	0	0	2	3	New York Yankees @ Cleveland Indians Jacobs Field, Cleveland, OH Mon Aug 23 2004, 7:05 PM EDT Att: 33,172 - Cloudy - 80 F										
Omar Vizquel, S (1, 6) OBP: 0.354, SLG: 0.402	3-2 F7	2-1 G1-3			1-3 K		1-0 L4			4	0	0	0	0	1	3											
Matt Lawton, L (1, 7) OBP: 0.363, SLG: 0.437	4-2 41 S		2-2 G5-3		2-2 G6-3			1-1 G3		3	0	0	0	1	0	0											
41 Victor Martinez, S (1, 2) OBP: 0.363, SLG: 0.511	2-2 G4-3		0-0 G3		0-2 K			3-3 K		4	0	0	0	0	2	1											
48 Travis Hafner, L (1, 10) OBP: 0.408, SLG: 0.580		4-2 2B		1-3 K			1-1 G4-6-3		0-0 1B	3	1	2	0	1	1	0											
John McDonald, R (8, PR) OBP: 0.284, SLG: 0.416		2B					1-1 1B		0-0 2B	0	1	0	0	0	0	0											
Casey Blake, R (1, 5) OBP: 0.354, SLG: 0.484		1-2 1B		1-1 P3			0-0 G4-6-3		0-0 1B	4	1	2	1	0	0	1											
Ben Broussard, L (1, 3) OBP: 0.379, SLG: 0.464		2-3 K		2-3 K			1-0 F8		1-3 K	4	0	0	0	0	3	4											
Ronnie Belliard, R (1, 4) OBP: 0.373, SLG: 0.423		0-0 G3		0-0 3B			1-2 G5-3		2-2 F8	4	1	2	2	0	0	0											
Jody Gerut, L (1, 9) OBP: 0.335, SLG: 0.407		4-0 G3		1-1 3B			0-0 F8		3-3 K	3	0	1	1	1	1	0											
Inning Stats	R: 0 E: 0 K: 1 S: 17	H: 0 LOB: 1 BB: 1 P: 28	R: 2 E: 0 K: 1 S: 16	H: 2 LOB: 2 BB: 2 P: 31	R: 0 E: 0 K: 1 S: 7	H: 0 LOB: 0 BB: 0 P: 10	R: 1 E: 0 K: 1 S: 10	H: 2 LOB: 1 BB: 0 P: 13	R: 0 E: 0 K: 0 S: 4	H: 1 LOB: 0 BB: 0 P: 6	R: 0 E: 0 K: 0 S: 10	H: 1 LOB: 1 BB: 0 P: 13	R: 1 E: 0 K: 2 S: 10	H: 2 LOB: 2 BB: 0 P: 15	R: 0 E: 0 K: 2 S: 9	H: 0 LOB: 0 BB: 0 P: 14	1B: 5 2B: 2 3B: 1 HR: 0	SF: 0 SAC: 0 DP: 1 HBP: 0	WP: 0 PB: 0 SB: 1 CS: 0	PA: 37							
PITCHER	IP	WLS	BF	H	R	ER	SO	BB	IBB	HBP	BLK	WP	HR	S	P	ERA	WHIP										
35 Mike Mussina, R (1, 1) ERA: 5.34	5.0	22	4	3	3	6	6	3	0	0	0	0	0	59	94	5.40	1.400										
Paul Quantrill, R (6, 1) ERA: 3.79	2.0	7	2	0	0	0	0	0	0	0	0	0	0	14	19	0.00	1.000										
Tom Gordon, R (8, 1) ERA: 2.08	1.0	W	5	2	1	1	2	0	0	0	0	0	0	10	15	9.00	2.000										
42 Mariano Rivera, R (9, 1) ERA: 1.41	1.0	S	3	0	0	0	2	0	0	0	0	0	0	9	14	0.00	0.000										

AB	34
R	4
H	8
RBI	4
BB	3
SO	10
LOB	12



Batter	1	2	3	4	5	6	7	8	9	AB	R	H	RBI	BB	SO	LOB	TOP					
Bernie Williams, S OBP: 0.354, SLG: 0.419 (1, 10)	P3	K			K	F7		P6		5	0	0	0	0	2	4						
2 Derek Jeter, R OBP: 0.331, SLG: 0.436 (1, 6)	HR		F8		1B		G6-3		BB	4	2	2	1	1	0	0						
Gary Sheffield, R OBP: 0.404, SLG: 0.557 (1, 9)	G6-3		P3		F8		P5		K	5	0	0	0	0	1	2						
13 Alex Rodriguez, R OBP: 0.369, SLG: 0.515 (1, 5)	1B		G6-3		1B		2B		G6-3	5	0	3	0	0	0	1						
55 Hideki Matsui, L OBP: 0.390, SLG: 0.517 (1, 7)	K				2B		F8		1B	5	1	2	1	0	2	4						
20 Jorge Posada, S OBP: 0.409, SLG: 0.494 (1, 2)		1B			G4-3		HR		1B	3	1	1	1	2	0	1						
John Olerud, L OBP: 0.361, SLG: 0.372 Enrique Wilson, S OBP: 0.261, SLG: 0.350 (8, PR) (8, 4)	1B		SF8		2B		SH1-3		BB	2	1	2	1	1	0	0						
Miguel Cairo, R OBP: 0.320, SLG: 0.412 Ruben Sierra, S OBP: 0.309, SLG: 0.483 Tony Clark, S OBP: 0.310, SLG: 0.449 (8, PH) (8, 3)	K		2B		SH1-3		SH1-3		BB	2	0	1	0	0	1	2						
Kenny Lofton, L OBP: 0.336, SLG: 0.408 (1, 8)	P5		L7		SF9		F8		1B	3	0	0	1	0	0	5						
Inning Stats	R: 1 E: 0 K: 1 S: 11	H: 2 LOB: 1 BB: 0 P: 18	R: 0 E: 0 K: 2 S: 15	H: 1 LOB: 2 BB: 1 P: 24	R: 0 E: 0 K: 0 S: 5	H: 0 LOB: 0 BB: 0 P: 6	R: 1 E: 0 K: 0 S: 15	H: 2 LOB: 1 BB: 0 P: 21	R: 0 E: 0 K: 2 S: 14	H: 2 LOB: 2 BB: 0 P: 19	R: 2 E: 0 K: 0 S: 6	H: 2 LOB: 0 BB: 0 P: 12	R: 0 E: 0 K: 0 S: 10	H: 1 LOB: 1 BB: 0 P: 17	R: 0 E: 0 K: 0 S: 14	H: 0 LOB: 2 BB: 2 P: 30	R: 1 E: 0 K: 1 S: 13	H: 2 LOB: 2 BB: 2 P: 26	1B: 6 2B: 4 3B: 0 HR: 2	SF: 2 SAC: 1 DP: 0 HBP: 0	WP: 0 PB: 0 SB: 3 CS: 0	PA: 43
PITCHER	IP	WLS	BF	H	R	ER	SO	BB	IBB	HBP	BLK	WP	HR	S	P	ERA	WHIP					
Scott Elarton, R ERA: 6.91 59 Matt Miller, R ERA: 3.95 63 Rafael Betancourt, R ERA: 4.25 Bob Howry, R ERA: 1.45 Bob Wickman, R ERA: 3.97	6.0	28	9	4	4	5	1	0	0	0	0	0	2	66	100	6.00	1.667					
David Riske, R ERA: 4.19 (9, 1)	0.1	1	1	0	0	0	0	0	0	0	0	0	0	7	12	0.00	1.500					

New York Yankees @ Cleveland Indians
Jacobs Field, Cleveland, OH
Tue Aug 24 2004, 7:05 PM EDT
Att: 31,729 - Cloudy - 81 F

AB 35
R 5
H 12
RBI 5
BB 5
SO 6
LOB 19



Batter	1	2	3	4	5	6	7	8	9	AB	R	H	RBI	BB	SO	LOB	BOTTOM					
Coco Crisp, S OBP: 0.317, SLG: 0.433 (1, 7)	G4-3		HR		1B		G6-3			4	1	2	2	0	0	0						
Omar Vizquel, S OBP: 0.355, SLG: 0.403 (1, 6)	F7		48 WP 41 BB 41 2B		1B		G6-3		41 BB 1B	4	1	2	0	0	0	1						
48 Travis Hafner, L OBP: 0.407, SLG: 0.576 (1, 10)	F7		41 2B BB		1B		G1-3		F8	3	1	0	0	1	0	1						
41 Victor Martinez, S OBP: 0.364, SLG: 0.512 (1, 2)	G3		1B		2B		F7		BB	3	0	1	2	1	0	0						
Ben Broussard, L OBP: 0.377, SLG: 0.467 (1, 3)	K		K		3B		3B		L9	4	0	1	0	0	2	3						
Casey Blake, R OBP: 0.353, SLG: 0.481 (1, 5)	G6-3				K		BB		L1	3	0	0	0	1	1	2						
Jody Gerut, L OBP: 0.336, SLG: 0.406 (1, 9)			24 G4-3 24 BLK HR		1B		L6		G3-1	3	1	1	0	1	0	2						
Ronnie Belliard, R OBP: 0.371, SLG: 0.419 (1, 4)			P5		G1-4-3		F9		G4-3	4	0	0	0	0	2							
24 Grady Sizemore, L OBP: 0.310, SLG: 0.337 Matt Lawton, L OBP: 0.362, SLG: 0.436 (8, PH)	G4-3				K		F7		G5-3	3	0	0	0	0	1	1						
Inning Stats	R: 0 E: 0 K: 0 S: 7	H: 0 LOB: 0 BB: 0 P: 11	R: 0 E: 0 K: 1 S: 6	H: 0 LOB: 0 BB: 0 P: 10	R: 4 E: 0 K: 1 S: 21	H: 3 LOB: 1 BB: 2 P: 36	R: 0 E: 0 K: 1 S: 5	H: 1 LOB: 0 BB: 0 P: 9	R: 0 E: 0 K: 0 S: 6	H: 1 LOB: 2 BB: 1 P: 17	R: 0 E: 0 K: 0 S: 10	H: 0 LOB: 0 BB: 0 P: 14	R: 0 E: 0 K: 0 S: 12	H: 1 LOB: 2 BB: 1 P: 20	R: 0 E: 0 K: 0 S: 5	H: 0 LOB: 0 BB: 0 P: 6	1B: 4 2B: 1 3B: 1 HR: 1	SF: 0 SAC: 0 DP: 2 HBP: 0	WP: 1 PB: 0 SB: 0 CS: 0	PA: 36		
PITCHER	IP	WLS	BF	H	R	ER	SO	BB	IBB	HBP	BLK	WP	HR	S	P	ERA	WHIP					
Javier Vazquez, R ERA: 4.32 Tom Gordon, R ERA: 2.05 42 Mariano Rivera, R ERA: 1.39	7.0	28	5	1	0	0	1	0	0	0	0	0	0	12	20	0.00	2.000					
	1.0	5	0	0	0	0	0	0	0	0	0	0	0	5	6	0.00	0.000					

New York Yankees @ Cleveland Indians
Jacobs Field, Cleveland, OH
Tue Aug 24 2004, 7:05 PM EDT
Att: 31,729 - Cloudy - 81 F

AB 32
R 4
H 7
RBI 4
BB 4
SO 4
LOB 12



Batter	1	2	3	4	5	6	7	8	9	AB	R	H	RBI	BB	SO	LOB	TOP										
Bernie Williams, S (1, 8) OBP: 0.354, SLG: 0.423	F8		G4-3 2B	G3-1			G4-3 2B		F9	5	1	2	1	0	0	2	New York Yankees @ Cleveland Indians Jacobs Field, Cleveland, OH Wed Aug 25 2004, 7:05 PM EDT Att: 30,605 - Cloudy - 83 F										
2 Derek Jeter, R (1, 6) OBP: 0.330, SLG: 0.436	G4-3 2B		G4-3		F8		SH 13 G4-6-3 2H		G5-3	4	0	1	0	0	0	1											
Gary Sheffield, R (1, 9) OBP: 0.405, SLG: 0.554	G5-3				L5		13 G4-6-3 IBB			2	0	0	0	2	0	1											
13 Alex Rodriguez, R (1, 5) OBP: 0.366, SLG: 0.511	G1-3				E4		G4-6-3			4	0	0	0	0	1	5											
55 Hideki Matsui, L (1, 7) OBP: 0.389, SLG: 0.516					G4-3					4	1	1	0	0	1	4											
20 Jorge Posada, S (1, 2) OBP: 0.405, SLG: 0.488	G4-3									4	0	0	0	0	1	1											
John Olerud, L (1, 3) OBP: 0.358, SLG: 0.367					G4-3		G1-6-3		F7	4	0	0	0	0	1	2											
Enrique Wilson, S (1, 4) OBP: 0.265, SLG: 0.350							G4-3		G6-3	3	0	1	1	1	0	0											
Kenny Lofton, L (1, 10) OBP: 0.335, SLG: 0.405	G6-3								G4-3	4	1	1	0	0	1	1											
E8 2B										4	1	1	0	0	1	1											
Inning Stats	R: 0 E: 0 K: 0 S: 11	H: 1 LOB: 1 BB: 0 P: 14	R: 1 E: 0 K: 1 S: 14	H: 2 LOB: 1 BB: 0 P: 22	R: 0 E: 0 K: 1 S: 9	H: 1 LOB: 2 BB: 1 P: 18	R: 0 E: 0 K: 1 S: 6	H: 1 LOB: 2 BB: 1 P: 15	R: 0 E: 1 K: 0 S: 10	H: 0 LOB: 0 BB: 0 P: 16	R: 0 E: 1 K: 0 S: 6	H: 0 LOB: 0 BB: 0 P: 9	R: 2 E: 2 K: 1 S: 10	H: 1 LOB: 1 BB: 1 P: 20	R: 0 E: 0 K: 0 S: 9	H: 0 LOB: 0 BB: 0 P: 15	R: 0 E: 0 K: 1 S: 8	H: 0 LOB: 0 BB: 0 P: 15	1B: 2 2B: 4 3B: 0 HR: 0	SF: 0 SAC: 1 DP: 2 HBP: 0	WP: 0 PA: 38 PB: 0 SB: 0 CS: 0						
PITCHER	IP	WLS	BF	H	R	ER	SO	BB	IBB	HBP	BLK	WP	HR	S	P	ERA	WHIP										
37 Jake Westbrook, R (1, 1) ERA: 3.58	6.0		28	6	3	1	3	2	0	0	0	0	0	60	99	1.50	1.333										
59 Matt Miller, R (7, 1) ERA: 3.89	0.2		3	0	0	0	0	0	1	0	0	0	0	3	10	0.00	0.000										
David Riske, R (7, 1) ERA: 4.1	1.1	W	4	0	0	0	1	0	0	0	0	0	0	12	20	0.00	0.000										
63 Rafael Betancourt, R (9, 1) ERA: 4.17	1.0	S	3	0	0	0	1	0	0	0	0	0	0	8	15	0.00	0.000										

Batter	1	2	3	4	5	6	7	8	9	AB	R	H	RBI	BB	SO	LOB	BOTTOM										
Matt Lawton, L (1, 7) OBP: 0.361, SLG: 0.436	G4-3 48 G4-1 2B		G3-4		F8		F7		G5-3	5	1	1	0	0	0	3	New York Yankees @ Cleveland Indians Jacobs Field, Cleveland, OH Wed Aug 25 2004, 7:05 PM EDT Att: 30,605 - Cloudy - 83 F										
Omar Vizquel, S (1, 6) OBP: 0.395, SLG: 0.404	G4-3				F8		G6-3			4	0	1	1	0	0	1											
48 Travis Hafner, L (1, 10) OBP: 0.408, SLG: 0.576	G4-1				F9		41 1B BB			3	0	1	1	1	0	1											
41 Victor Martinez, S (1, 2) OBP: 0.363, SLG: 0.510	F8				F9		G3			4	0	1	0	0	0	2											
Ben Broussard, L (1, 3) OBP: 0.378, SLG: 0.469										3	0	1	0	1	0	2											
John McDonald, R (8, PR) OBP: 0.284, SLG: 0.416										0	1	0	0	0	0	0											
Casey Blake, R (1, 5) OBP: 0.358, SLG: 0.481										0	1	0	0	3	0	0											
Jody Gerut, L (1, 9) OBP: 0.334, SLG: 0.403										3	0	0	0	0	1	4											
Ronnie Belliard, R (1, 4) OBP: 0.370, SLG: 0.418										2	0	0	1	1	1	2											
Coco Crisp, S (1, 8) OBP: 0.319, SLG: 0.434										4	1	2	1	0	0	3											
Inning Stats	R: 1 E: 0 K: 0 S: 10	H: 1 LOB: 0 BB: 0 P: 15	R: 0 E: 0 K: 1 S: 8	H: 0 LOB: 0 BB: 0 P: 16	R: 1 E: 0 K: 0 S: 7	H: 2 LOB: 1 BB: 0 P: 12	R: 0 E: 0 K: 1 S: 17	H: 1 LOB: 2 BB: 2 P: 28	R: 0 E: 0 K: 0 S: 10	H: 1 LOB: 1 BB: 1 P: 21	R: 0 E: 0 K: 0 S: 9	H: 0 LOB: 1 BB: 1 P: 17	R: 0 E: 0 K: 0 S: 9	H: 1 LOB: 1 BB: 0 P: 14	R: 2 E: 0 K: 0 S: 9	H: 1 LOB: 2 BB: 2 P: 18	1B: 3 2B: 5 3B: 0 HR: 0	SF: 1 SAC: 1 DP: 1 HBP: 1	WP: 0 PA: 37 PB: 0 SB: 0 CS: 2								
PITCHER	IP	WLS	BF	H	R	ER	SO	BB	IBB	HBP	BLK	WP	HR	S	P	ERA	WHIP										
Orlando Hernandez, R (1, 1) ERA: 2.81	6.0		27	5	2	2	2	4	0	1	0	0	0	61	109	3.00	1.500										
Paul Quantrill, R (7, 1) ERA: 3.71	1.0	H	4	1	0	0	0	0	0	0	0	0	0	9	14	0.00	1.000										
Tom Gordon, R (8, 1) ERA: 2.27	1.0	L	6	1	2	2	0	2	0	0	0	0	0	9	18	18.00	3.000										



Batter	1	2	3	4	5	6	7	8	9	AB	R	H	RBI	BB	SO	LOB	TOP					
Aaron Rowand, R OBP: 0.370, SLG: 0.576 (1, 8)										5	2	2	1	1	3	1						
Roberto Alomar, S OBP: 0.326, SLG: 0.401 Willie Harris, L OBP: 0.352, SLG: 0.324 (1, 4) (7, 4)										4	2	1	0	1	1	2						
14 Paul Konerko, R OBP: 0.364, SLG: 0.536 (1, 3)										5	3	3	3	0	0	0						
Carl Everett, S OBP: 0.319, SLG: 0.397 (1, 10)										5	1	2	4	0	2	1						
Ross Gload, L OBP: 0.333, SLG: 0.403 (1, 7)										4	2	3	2	0	0	0						
Ben Davis, S OBP: 0.277, SLG: 0.410 (1, 2)										5	1	1	2	0	2	3						
Jose Valentin, S OBP: 0.290, SLG: 0.495 (1, 6)										5	0	1	0	0	1	2						
5 Juan Uribe, R OBP: 0.319, SLG: 0.486 (1, 5)										5	2	3	2	0	1	1						
Joe Borcherd, S OBP: 0.260, SLG: 0.236 (1, 9)										3	1	0	0	2	1	1						
Inning Stats	R: 6 E: 0 K: 2 S: 37	H: 6 LOB: 2 BB: 2 P: 60	R: 0 E: 0 K: 1 S: 12	H: 1 LOB: 1 BB: 0 P: 16	R: 0 E: 0 K: 1 S: 9	H: 1 LOB: 1 BB: 0 P: 12	R: 3 E: 0 K: 1 S: 14	H: 3 LOB: 0 BB: 0 P: 20	R: 5 E: 1 K: 1 S: 22	H: 4 LOB: 1 BB: 2 P: 40	R: 0 E: 0 K: 1 S: 8	H: 0 LOB: 0 BB: 0 P: 11	R: 0 E: 0 K: 1 S: 7	H: 0 LOB: 0 BB: 0 P: 14	R: 0 E: 0 K: 1 S: 10	H: 1 LOB: 1 BB: 0 P: 17	R: 0 E: 0 K: 2 S: 7	H: 0 LOB: 0 BB: 0 P: 8	1B: 9 2B: 4 3B: 0 HR: 3	SF: 1 SAC: 0 DP: 0 HBP: 0	WP: 1 PB: 0 SB: 0 CS: 0	PA: 47
PITCHER	IP	WLS	BF	H	R	ER	SO	BB	IBB	HBP	BLK	WP	HR	S	P	ERA	WHIP					
Chad Durbin, R ERA: 6.66 (1, 1)	0.2	L	9	5	6	6	1	2	0	0	0	0	1	30	51	81.00	10.500					
Rick White, R ERA: 5.32 (5, 1)	3.1		18	7	5	5	4	1	0	0	0	0	2	49	69	13.50	2.400					
Fernando Cabrera, R ERA: 6.0 (7, 1)	2.0		10	3	3	2	2	1	0	0	0	0	0	23	39	9.00	2.000					
59 Matt Miller, R ERA: 3.8 (8, 1)	1.0		3	0	0	0	1	0	0	0	0	0	0	7	14	0.00	0.000					
David Riske, R ERA: 3.97 (1, 1)	2.0		7	1	0	0	3	0	0	0	0	1	0	17	25	0.00	0.500					

Chicago White Sox @ Cleveland Indians
Jacobs Field, Cleveland, OH
Thu Aug 26 2004, 7:05 PM EDT
Att: 30,049 - Cloudy - 80 F

AB 42
R 14
H 16
RBI 14
BB 4
SO 11
LOB 11



Batter	1	2	3	4	5	6	7	8	9	AB	R	H	RBI	BB	SO	LOB	BOTTOM					
Ronnie Belliard, R OBP: 0.372, SLG: 0.428 (1, 4)										4	2	2	2	1	1	1						
Omar Vizquel, S OBP: 0.385, SLG: 0.411 (1, 6)										4	2	2	2	0	0	1						
Matt Lawton, L OBP: 0.359, SLG: 0.433 (1, 7)										5	0	1	1	0	0	3						
41 Victor Martinez, S OBP: 0.363, SLG: 0.510 (1, 2)										4	0	1	1	1	1	1						
Casey Blake, R OBP: 0.356, SLG: 0.478 (1, 5)										5	0	1	0	0	0	3						
Ben Broussard, L OBP: 0.376, SLG: 0.475 (1, 3)										5	1	1	1	0	3	2						
Josh Phelps, R OBP: 0.303, SLG: 0.437 (1, 10)										4	2	3	1	0	1	0						
Coco Crisp, S OBP: 0.321, SLG: 0.443 (1, 8)										4	1	2	1	0	0	2						
Jody Gerut, L OBP: 0.335, SLG: 0.403 (1, 9)										3	1	1	0	1	0	1						
Inning Stats	R: 2 E: 0 K: 1 S: 13	H: 3 LOB: 1 BB: 0 P: 22	R: 1 E: 0 K: 0 S: 9	H: 1 LOB: 2 BB: 2 P: 21	R: 0 E: 0 K: 1 S: 9	H: 0 LOB: 0 BB: 0 P: 15	R: 4 E: 0 K: 1 S: 27	H: 5 LOB: 1 BB: 0 P: 37	R: 1 E: 0 K: 0 S: 12	H: 2 LOB: 0 BB: 0 P: 18	R: 0 E: 0 K: 0 S: 6	H: 0 LOB: 0 BB: 0 P: 9	R: 0 E: 0 K: 1 S: 14	H: 0 LOB: 0 BB: 1 P: 21	R: 1 E: 0 K: 1 S: 11	H: 2 LOB: 1 BB: 0 P: 15	R: 0 E: 0 K: 1 S: 10	H: 1 LOB: 1 BB: 0 P: 15	1B: 5 2B: 3 3B: 2 HR: 4	SF: 1 SAC: 0 DP: 2 HBP: 0	WP: 0 PB: 0 SB: 0 CS: 0	PA: 42
PITCHER	IP	WLS	BF	H	R	ER	SO	BB	IBB	HBP	BLK	WP	HR	S	P	ERA	WHIP					
Josh Stewart, L ERA: 15.26 (4, 1)	3.1	W	12	4	2	2	0	1	0	0	0	0	1	36	56	6.75	1.875					
Neal Cotts, L ERA: 5.29 (7, 1)	2.0		7	2	1	1	2	0	0	0	0	0	1	19	26	4.50	1.000					
Cliff Politte, R ERA: 4.47 (9, 1)	1.0		4	1	0	0	1	0	0	0	0	0	0	10	15	0.00	1.000					

Chicago White Sox @ Cleveland Indians
Jacobs Field, Cleveland, OH
Thu Aug 26 2004, 7:05 PM EDT
Att: 30,049 - Cloudy - 80 F

AB 38
R 9
H 14
RBI 9
BB 3
SO 6
LOB 14

Batter	1	2	3	4	5	6	7	8	9	AB	R	H	RBI	BB	SO	LOB	TOP																						
Aaron Rowand, R OBP: 0.374, SLG: 0.575	G4-3		HBP		5 HR		14 HR			1	1	0	0	2	0	0	Chicago White Sox @ Cleveland Indians Jacobs Field, Cleveland, OH Sat Aug 28 2004, 7:05 PM EDT Att: 37,374 - Overcast - 71 F																						
5 Juan Uribe, R OBP: 0.320, SLG: 0.489	14 HR		K		14 HR		L7			4	1	2	1	0	1	3																							
14 Paul Konerko, R OBP: 0.362, SLG: 0.537	G6-4-3				3 HR		G6-4-3			4	1	1	3	0	1	2																							
Carl Everett, S OBP: 0.320, SLG: 0.391		FC4-6		G5-3	G5-3				K	3	0	0	0	1	1	0																							
Ross Gload, L OBP: 0.341, SLG: 0.404		FC4-6		FC4-6			2B		K	3	1	1	0	1	1	1																							
Ben Davis, S OBP: 0.276, SLG: 0.413		G6-4-3		FC6-4		24 HR			F7	4	0	1	0	0	0	2																							
Jose Valentin, S OBP: 0.290, SLG: 0.492										4	0	1	0	0	1	2																							
24 Joe Crede, R OBP: 0.294, SLG: 0.405			L5		F9					3	1	2	1	0	0	1																							
Joe Borcherd, S OBP: 0.250, SLG: 0.237			F8		F9					4	0	0	0	0	0	4																							
Inning Stats	R: 0 E: 0 K: 0 S: 12	H: 1 LOB: 0 BB: 0 P: 18	R: 0 E: 0 K: 0 S: 4	H: 0 LOB: 0 BB: 1 P: 10	R: 0 E: 0 K: 1 S: 9	H: 1 LOB: 2 BB: 0 P: 13	R: 0 E: 0 K: 1 S: 7	H: 1 LOB: 1 BB: 0 P: 11	R: 4 E: 0 K: 0 S: 22	H: 3 LOB: 0 BB: 1 P: 35	R: 1 E: 0 K: 0 S: 10	H: 2 LOB: 1 BB: 1 P: 17	R: 0 E: 0 K: 2 S: 8	H: 0 LOB: 0 BB: 1 P: 9	R: 0 E: 0 K: 2 S: 8	H: 0 LOB: 0 BB: 0 P: 9	R: 0 E: 0 K: 1 S: 4	H: 0 LOB: 0 BB: 0 P: 6	1B: 5 2B: 2 3B: 0 HR: 1	SF: 0 SAC: 0 DP: 4 HBP: 2	WP: 0 PB: 0 SB: 1 CS: 1	PA: 36																	
PITCHER	IP	WLS	BF	H	R	ER	SO	BB	IBB	HBP	BLK	WP	HR	S	P	ERA	WHIP	PITCHER				IP	WLS	BF	H	R	ER	SO	BB	IBB	HBP	BLK	WP	HR	S	P	ERA	WHIP	
31 Cliff Lee, L ERA: 5.18	(1, 1)	5.2	L	26	8	5	5	2	3	0	1	0	0	1	63	103	7.94	1.941																					
Kazuhito Tadano, R ERA: 4.7	(6, 1)	2.1		7	0	0	0	2	1	0	0	0	0	0	12	19	0.00	0.429																					
Jeremy Guthrie, R ERA:	(9, 1)	1.0		3	0	0	0	1	0	0	1	0	0	0	4	6	0.00	0.000																					

Batter	1	2	3	4	5	6	7	8	9	AB	R	H	RBI	BB	SO	LOB	BOTTOM																						
Matt Lawton, L OBP: 0.361, SLG: 0.432	G3		E			G4-3	CS	K	K	5	0	1	0	0	2	2	Chicago White Sox @ Cleveland Indians Jacobs Field, Cleveland, OH Sat Aug 28 2004, 7:05 PM EDT Att: 37,374 - Overcast - 71 F																						
Omar Vizquel, S OBP: 0.383, SLG: 0.408	G4-3		E1			G6-3		F8		4	0	1	0	0	0	0																							
48 Travis Hafner, L OBP: 0.403, SLG: 0.568	G6-3		P5			41 HR		K		4	1	1	0	0	1	2																							
41 Victor Martinez, S OBP: 0.363, SLG: 0.507		G3		F8		2B		K		4	0	1	0	0	1	0																							
Casey Blake, R OBP: 0.355, SLG: 0.482		K		K		1B		HR		4	1	2	2	0	2	0																							
Ben Broussard, L OBP: 0.376, SLG: 0.480		E8		P2		2B		HR		4	1	1	1	0	1	2																							
Ronnie Belliard, R OBP: 0.369, SLG: 0.430		K		K		K		HR		4	0	0	0	0	2	1																							
Jody Gerut, L OBP: 0.337, SLG: 0.402						F9		1B		3	0	1	0	1	1	0																							
Coco Crisp, S OBP: 0.326, SLG: 0.447						G3-1		CS		4	0	2	0	0	0	1																							
Inning Stats	R: 0 E: 0 K: 0 S: 8	H: 0 LOB: 0 BB: 0 P: 11	R: 0 E: 1 K: 2 S: 9	H: 0 LOB: 1 BB: 0 P: 17	R: 0 E: 1 K: 0 S: 9	H: 2 LOB: 2 BB: 1 P: 21	R: 0 E: 0 K: 1 S: 7	H: 0 LOB: 0 BB: 0 P: 11	R: 0 E: 0 K: 1 S: 8	H: 0 LOB: 0 BB: 0 P: 15	R: 1 E: 0 K: 1 S: 12	H: 3 LOB: 2 BB: 0 P: 19	R: 0 E: 0 K: 1 S: 6	H: 1 LOB: 0 BB: 0 P: 10	R: 0 E: 0 K: 2 S: 8	H: 0 LOB: 0 BB: 0 P: 14	R: 2 E: 0 K: 2 S: 19	H: 4 LOB: 2 BB: 0 P: 27	1B: 7 2B: 1 3B: 0 HR: 2	SF: 0 SAC: 0 DP: 0 HBP: 0	WP: 0 PB: 0 SB: 1 CS: 2	PA: 38																	
PITCHER	IP	WLS	BF	H	R	ER	SO	BB	IBB	HBP	BLK	WP	HR	S	P	ERA	WHIP	PITCHER				IP	WLS	BF	H	R	ER	SO	BB	IBB	HBP	BLK	WP	HR	S	P	ERA	WHIP	
52 Jose Contreras, R ERA: 5.04	(1, 1)	6.2	W	27	6	1	1	0	0	0	0	0	0	8	17	0.00	1.050																						
Damaso Marte, L ERA: 3.12	(7, 1)	1.1		3	0	0	0	2	0	0	0	0	0	8	17	0.00	0.000																						
Jon Adkins, R ERA: 3.83	(9, 1)	0.1		3	2	2	2	1	0	0	0	0	2	8	12	54.00	6.000																						
Shingo Takatsu, R ERA: 2.17	(9, 1)	0.2	S	4	2	0	0	1	0	0	0	0	0	11	15	0.00	3.000																						



Batter	1	2	3	4	5	6	7	8	9	AB	R	H	RBI	BB	SO	LOB	TOP
Willie Harris, L (1, 8) OBP: 0.352, SLG: 0.325	1-3 K			1-2 G3-6 1B			2-3 K		0-1 FC6-4	4	0	1	0	0	2	2	Chicago White Sox @ Cleveland Indians Jacobs Field, Cleveland, OH Sun Aug 29 2004, 1:05 PM EDT Att: 32,834 - Overcast - 76 F
5 Juan Uribe, R (1, 4) OBP: 0.317, SLG: 0.484	0-0 F7			1-1 G3-6 1-2f			2-2 F9		3-1 P4	4	0	0	0	0	0	3	
14 Paul Konerko, R (1, 3) OBP: 0.360, SLG: 0.533	1-0 G6-3			2-3 K			1-3 K			3	0	0	0	0	2	0	
Ross Gload, L (1, 7) OBP: 0.341, SLG: 0.399		4-1 G6-4-3 BB			1-2 P5			0-0 F8		2	0	0	0	1	0	0	
Jose Valentin, S (1, 6) OBP: 0.288, SLG: 0.488		1-3 K			1-1 F8			2-0 F7		3	0	0	0	0	1	1	
Timo Perez, L (1, 10) OBP: 0.291, SLG: 0.331		1-0 G6-4-3 1-2f			1-1 F7			1-3 K		3	0	0	0	0	1	1	
Ben Davis, S (1, 2) OBP: 0.277, SLG: 0.406			1-1 G6-3			0-2 F9			1-0 FC6-4 24 1B HBP	2	0	0	0	0	0	0	
Joe Borchard, S (1, 9) OBP: 0.243, SLG: 0.230		1-0 G4-3			2-1 G5-3			2-2 P5		3	0	0	0	0	0	1	
24 Joe Crede, R (1, 5) OBP: 0.294, SLG: 0.405		1-1 G5-3			2-1 L5			3-1 FC6-4 1B		3	0	1	0	0	0	0	
Inning Stats	R: 0 E: 0 K: 1 S: 5	H: 0 LOB: 0 BB: 0 P: 7	R: 0 E: 0 K: 1 S: 5	H: 0 LOB: 0 BB: 1 P: 11	R: 0 E: 0 K: 0 S: 5	H: 1 LOB: 0 BB: 0 P: 14	R: 0 E: 0 K: 0 S: 7	H: 0 LOB: 0 BB: 0 P: 10	R: 0 E: 0 K: 2 S: 9	H: 0 LOB: 0 BB: 0 P: 14	R: 0 E: 0 K: 1 S: 5	H: 0 LOB: 0 BB: 0 P: 8	R: 0 E: 0 K: 0 S: 10	H: 1 LOB: 2 BB: 0 P: 19	1B: 2 2B: 0 3B: 0 HR: 0	SF: 0 SAC: 0 DP: 2 HBP: 1	WP: 0 PA: 29 CS: 0
PITCHER Scott Elarton, R (1, 1) ERA: 6.4	IP: 9.0 WLS: W BF: 29 H: 2 R: 0 ER: 0 SO: 6 BB: 1 IBB: 0 HBP: 1 BLK: 0 WP: 0 HR: 0 S: 63 P: 102 ERA: 0.00 WHIP: 0.333											PITCHER	IP: 9.0 WLS: W BF: 29 H: 2 R: 0 ER: 0 SO: 6 BB: 1 IBB: 0 HBP: 1 BLK: 0 WP: 0 HR: 0 S: 63 P: 102 ERA: 0.00 WHIP: 0.333				

Batter	1	2	3	4	5	6	7	8	9	AB	R	H	RBI	BB	SO	LOB	BOTTOM		
Coco Crisp, S (1, 8) OBP: 0.326, SLG: 0.444	2-1 G5-3	2-0 2H 1B		2-1 G6-3			0-3 K			4	0	1	1	0	1	0	Chicago White Sox @ Cleveland Indians Jacobs Field, Cleveland, OH Sun Aug 29 2004, 1:05 PM EDT Att: 32,834 - Overcast - 76 F		
Omar Vizquel, S (1, 6) OBP: 0.380, SLG: 0.405	0-2 F7	1-1 SAFE L7			1-2 F7		2-1 G3			4	0	0	0	0	0	1			
Matt Lawton, L (1, 7) OBP: 0.362, SLG: 0.432	4-0 BB		0-0 G5-3		2-2 F7			1-1 41 BB 48 2B 1B		3	1	1	0	1	0	0			
41 Victor Martinez, S (1, 2) OBP: 0.364, SLG: 0.506	0-0 G6-3		3-0 48 G6-4-3 1B		0-1 F9			4-2 48 2B BB		3	1	1	0	1	0	1			
48 Travis Hafner, L (1, 10) OBP: 0.406, SLG: 0.579		1-0 HR 1B	0-0 G6-4-3 1-2f			3-1 HR		2-0 2B 2B		4	3	3	3	0	0	1			
Casey Blake, R (1, 5) OBP: 0.356, SLG: 0.499		0-0 1H HR		2-1 HR		3-3 K		0-0 FC6-4 2H 2B		4	2	3	4	0	1	0			
Ben Broussard, L (1, 3) OBP: 0.377, SLG: 0.478		1-0 E6 FC1-6-5		3-3 K		0-0 L6-3 1B		1-1 FC6-5-4 HBP		3	0	1	0	0	1	0			
Ronnie Belliard, R (1, 4) OBP: 0.368, SLG: 0.435		3-2 FC1-6-5-6 2-3		0-0 HR		1-0 L6-3 1-1		1-0 F7		4	1	1	1	0	0	4			
Jody Gerut, L (1, 9) OBP: 0.336, SLG: 0.403		2-2 1B 2B		0-1 G4-3			1-1 G3	1-1 FC6-5-4 1-2 2-3		4	1	1	0	0	0	2			
Inning Stats	R: 0 E: 0 K: 0 S: 7	H: 0 LOB: 1 BB: 1 P: 13	R: 3 E: 1 K: 0 S: 14	H: 4 LOB: 1 BB: 0 P: 24	R: 0 E: 0 K: 0 S: 3	H: 1 LOB: 0 BB: 0 P: 6	R: 2 E: 0 K: 1 S: 12	H: 2 LOB: 0 BB: 0 P: 19	R: 0 E: 0 K: 0 S: 9	H: 0 LOB: 0 BB: 0 P: 12	R: 1 E: 0 K: 1 S: 8	H: 2 LOB: 0 BB: 0 P: 15	R: 0 E: 0 K: 1 S: 7	H: 0 LOB: 0 BB: 0 P: 10	R: 3 E: 0 K: 0 S: 14	H: 3 LOB: 1 BB: 1 P: 24	1B: 5 2B: 5 3B: 0 HR: 4	SF: 0 SAC: 0 DP: 4 HBP: 1	WP: 0 PA: 36 CS: 0
PITCHER Jon Garland, R (1, 1) ERA: 4.91 Michael Jackson, R (8, 1) ERA: 5.01 Neal Cotts, L (8, 1) ERA: 5.18	IP: 7.0 WLS: L BF: 29 H: 9 R: 4 ER: 6 SO: 6 BB: 1 IBB: 0 HBP: 0 BLK: 0 WP: 0 HR: 4 S: 60 P: 99 ERA: 7.71 WHIP: 1.429											PITCHER	IP: 7.0 WLS: L BF: 29 H: 9 R: 4 ER: 6 SO: 6 BB: 1 IBB: 0 HBP: 0 BLK: 0 WP: 0 HR: 4 S: 60 P: 99 ERA: 7.71 WHIP: 1.429						

Batter	1	2	3	4	5	6	7	8	9	AB	R	H	RBI	BB	SO	LOB	TOP								
Coco Crisp, S OBP: 0.328, SLG: 0.451 (1, 8)	F8	F7	2B		HR	FC6-4 WP		G4-3	1B 41 HR	6	4	2	3	1	0	3	Cleveland Indians @ New York Yankees Yankee Stadium, Bronx, NY Tue Aug 31 2004, 7:05 PM EDT Att: 51,777 - Sunny - 82 F								
Omar Vizquel, S OBP: 0.397, SLG: 0.415 (1, 6)	41 BB 48 FC4 3B	1B 41 SF8	1B		1B	1B		1B	F9	7	3	6	4	0	0	1									
Matt Lawton, L OBP: 0.369, SLG: 0.429 Ryan Ludwick, R OBP: 0.500, SLG: 0.500 (7, 9)	FC4 41 BB 48 3B	1B	G1-3		F9	F7		K	41 HR	5	1	1	1	0	0	4									
41 Victor Martinez, S OBP: 0.367, SLG: 0.513 (1, 2)	48 3B	SF8			F9	G6-3		1B	1B	4	3	2	4	2	0	1									
48 Travis Hafner, L OBP: 0.406, SLG: 0.580 (1, 10)	1B	G1-3			K	1B		L9	K	6	1	2	3	1	2	3									
Casey Blake, R OBP: 0.395, SLG: 0.497 John McDonald, R OBP: 0.277, SLG: 0.405 (6, 5)	K		BB		F9	1B		FC5-4 1B	G1-3	2	1	0	1	2	1	1									
Ben Broussard, L OBP: 0.361, SLG: 0.483 Josh Phelps, R OBP: 0.307, SLG: 0.440 (6, 3)	P4		1B		2B			1B	1B	3	2	2	2	1	0	1									
Ronnie Belliard, R OBP: 0.370, SLG: 0.439 (1, 4)			1B		F9			F7	1B	6	3	3	1	0	1	6									
Jody Gerut, L OBP: 0.338, SLG: 0.408 (7, 7)	1B	1B	BB		F7	FC6-4 BB		K	1B	4	2	1	3	2	1	5									
Inning Stats	R: 3 E: 0 K: 1 S: 14	H: 2 LOB: 1 BB: 1 P: 25	R: 3 E: 0 K: 0 S: 15	H: 3 LOB: 1 BB: 1 P: 24	R: 3 E: 0 K: 0 S: 12	H: 2 LOB: 1 BB: 2 P: 23	R: 0 E: 0 K: 1 S: 8	H: 0 LOB: 0 BB: 0 P: 13	R: 6 E: 0 K: 1 S: 23	H: 6 LOB: 2 BB: 2 P: 42	R: 1 E: 0 K: 0 S: 9	H: 1 LOB: 1 BB: 1 P: 17	R: 0 E: 0 K: 1 S: 9	H: 1 LOB: 2 BB: 1 P: 16	R: 0 E: 0 K: 1 S: 12	H: 2 LOB: 2 BB: 0 P: 22		R: 6 E: 0 K: 1 S: 20	H: 5 LOB: 0 BB: 1 P: 36	1B: 13 2B: 5 3B: 1 HR: 3	SF: 1 SAC: 0 DP: 0 HBP: 0	WP: 1 PB: 0 SB: 1 CS: 0	PA: 59		
PITCHER	IP	WLS	BF	H	R	ER	SO	BB	IBB	HBP	BLK	WP	HR	S	P	ERA	WHIP								
Javier Vazquez, R ERA: 4.62 (1, 1)	1.1	L	12	5	6	6	1	2	0	0	0	0	0	23	41	40.50	5.250								
Tanyon Sturtze, R ERA: 5.9 (2, 1)	3.0		17	6	7	7	1	2	0	0	0	0	1	37	61	21.00	2.667								
C.J. Nitkowski, L ERA: 5.34 (5, 1)	1.2		11	3	3	3	1	3	0	0	0	1	0	21	42	16.20	3.600								
Esteban Loaiza, R ERA: 5.45 (7, 1)	3.0		19	8	6	6	3	2	0	0	0	0	2	41	74	18.00	3.333								

AB 49
R 22
H 22
RBI 22
BB 9
SO 6
LOB 27



Batter	1	2	3	4	5	6	7	8	9	AB	R	H	RBI	BB	SO	LOB	BOTTOM								
Bernie Williams, S OBP: 0.349, SLG: 0.418 (1, 8)	K			G3		G1		P6		4	0	0	0	0	1	1	Cleveland Indians @ New York Yankees Yankee Stadium, Bronx, NY Tue Aug 31 2004, 7:05 PM EDT Att: 51,777 - Sunny - 82 F								
2 Derek Jeter, R OBP: 0.333, SLG: 0.435 Enrique Wilson, S OBP: 0.262, SLG: 0.342 (6, PH)	F8			G6-3		F8		G4-3		2	0	0	0	0	0	0									
Gary Sheffield, R OBP: 0.407, SLG: 0.562 Tony Clark, S OBP: 0.313, SLG: 0.489 (6, PH)	L7			2B		G5-3		K		3	0	1	0	0	0	0									
13 Alex Rodriguez, R OBP: 0.373, SLG: 0.522 (1, 5)			F9			K		1B	G6-3	4	0	1	0	0	1	1									
55 Hideki Matsui, L OBP: 0.395, SLG: 0.523 Bubba Crosby, L OBP: 0.233, SLG: 0.350 (6, 7)		F7			2B	K		F9		2	0	1	0	0	0	0									
20 Jorge Posada, S OBP: 0.408, SLG: 0.493 John Flaherty, R OBP: 0.261, SLG: 0.410 (6, 2)					E1	F9		P3		2	0	0	0	0	1	1									
John Olerud, L OBP: 0.363, SLG: 0.367 (1, 3)				K		FC1-6 1B		1B		3	0	1	0	0	1	1									
Miguel Cairo, R OBP: 0.315, SLG: 0.401 (1, 4)				G6-3		G5-3				3	0	1	0	0	0	2									
Kenny Lofton, L OBP: 0.345, SLG: 0.406 (1, 9)				G5-3		F7		G4-3 DI		2	0	0	0	1	0	2									
Inning Stats	R: 0 E: 0 K: 1 S: 8	H: 0 LOB: 0 BB: 0 P: 12	R: 0 E: 0 K: 1 S: 9	H: 0 LOB: 0 BB: 0 P: 13	R: 0 E: 0 K: 1 S: 6	H: 0 LOB: 0 BB: 0 P: 11	R: 0 E: 0 K: 1 S: 8	H: 1 LOB: 1 BB: 0 P: 13	R: 0 E: 0 K: 0 S: 7	H: 2 LOB: 2 BB: 0 P: 9	R: 0 E: 0 K: 1 S: 14	H: 2 LOB: 2 BB: 0 P: 19	R: 0 E: 0 K: 1 S: 7	H: 0 LOB: 1 BB: 1 P: 14	R: 0 E: 0 K: 0 S: 9	H: 0 LOB: 0 BB: 0 P: 12		1B: 3 2B: 2 3B: 0 HR: 0	SF: 0 SAC: 0 DP: 0 HBP: 0	WP: 0 PB: 0 SB: 0 CS: 0	PA: 33				
PITCHER	IP	WLS	BF	H	R	ER	SO	BB	IBB	HBP	BLK	WP	HR	S	P	ERA	WHIP								
37 Jake Westbrook, R ERA: 3.42 (1, 1)	7.0	W	26	5	0	0	5	0	0	0	0	0	0	16	26	0.00	0.714								
Jeremy Guthrie, R ERA: (8, 1)	2.0		7	0	0	0	1	1	0	0	0	0	0	16	26	0.00	0.500								

AB 32
R 0
H 5
RBI 0
BB 1
SO 6
LOB 12




Batter	1	2	3	4	5	6	7	8	9	AB	R	H	RBI	BB	SO	LOB	TOP									
Coco Crisp, S OBP: 0.324, SLG: 0.446	G4-3		G1		FC2-6			F7		4	0	0	0	0	0	1	Cleveland Indians @ New York Yankees Yankee Stadium, Bronx, NY Wed Sep 01 2004, 7:05 PM EDT Att: 41,448 - Cloudy - 78 F									
Omar Vizquel, S OBP: 0.388, SLG: 0.414	41 BB 48 1B BB		G4-3		F7			1B 41 WP BB		2	2	0	0	2	0	1										
Matt Lawton, L OBP: 0.360, SLG: 0.428	P2		F8					41 WP 41 2B 1B		4	1	1	0	0	0	1										
41 Victor Martinez, S OBP: 0.368, SLG: 0.515 John McDonald, R OBP: 0.277, SLG: 0.405 Tim Laker, R OBP: 0.264, SLG: 0.310	48 1B 1B			K				2B		4	0	2	1	0	2	0										
48 Travis Hafner, L OBP: 0.405, SLG: 0.577	1B			K				G4-3		0	0	0	0	0	0	0										
Casey Blake, R OBP: 0.360, SLG: 0.498	P4			BB						4	0	1	1	0	2	1										
Ben Broussard, L OBP: 0.377, SLG: 0.477		K		G3				2B		3	0	1	0	1	1	2										
Ronnie Belliard, R OBP: 0.367, SLG: 0.436		G6-3			K					4	0	0	0	0	2	1										
Jody Gerut, L OBP: 0.337, SLG: 0.407	F8				FC2-6 1B			K		4	0	1	0	0	2	1										
Inning Stats	R: 1 E: 0 K: 0 S: 11	H: 2 LOB: 2 BB: 1 P: 23	R: 0 E: 0 K: 1 S: 7	H: 0 LOB: 0 BB: 0 P: 8	R: 0 E: 0 K: 0 S: 7	H: 0 LOB: 0 BB: 0 P: 13	R: 0 E: 0 K: 2 S: 11	H: 0 LOB: 1 BB: 0 P: 21	R: 0 E: 0 K: 1 S: 7	H: 0 LOB: 0 BB: 0 P: 10	R: 0 E: 0 K: 1 S: 8	H: 0 LOB: 0 BB: 0 P: 14	R: 0 E: 0 K: 1 S: 7	H: 0 LOB: 0 BB: 0 P: 12	R: 2 E: 0 K: 1 S: 16	H: 2 LOB: 1 BB: 1 P: 25	R: 0 E: 0 K: 2 S: 11	H: 1 LOB: 1 BB: 0 P: 14	1B: 4 2B: 2 3B: 0 HR: 0	SF: 0 SAC: 0 DP: 0 HBP: 0	WP: 1 PB: 0 SB: 1 CS: 0	PA: 36				
PITCHER	IP	WLS	BF	H	R	ER	SO	BB	IBB	HBP	BLK	WP	HR	S	P	ERA	WHIP									
Orlando Hernandez, R ERA: 2.62	(1, 1)	7.0	W	26	3	1	1	7	2	0	0	0	0	58	101	1.29	0.714									
Tom Gordon, R ERA: 2.45	(8, 1)	0.2	H	5	2	2	2	1	1	0	0	0	1	0	14	23	27.00	4.500								
42 Mariano Rivera, R ERA: 1.32	(8, 1)	1.1	S	5	1	0	0	2	0	0	0	0	0	0	13	16	0.00	0.750								

Batter	1	2	3	4	5	6	7	8	9	AB	R	H	RBI	BB	SO	LOB	BOTTOM									
Bernie Williams, S OBP: 0.350, SLG: 0.416	2B FC5-2 1B		G5-3		K2-3			K		4	0	1	0	1	2	2	Cleveland Indians @ New York Yankees Yankee Stadium, Bronx, NY Wed Sep 01 2004, 7:05 PM EDT Att: 41,448 - Cloudy - 78 F									
2 Derek Jeter, R OBP: 0.336, SLG: 0.439	13 S 2B		G6-4-3 1B		L8		SH1-3	1B		4	0	3	1	0	0	0										
Gary Sheffield, R OBP: 0.406, SLG: 0.557	FC5-2 13 S		G6-4-3		F7		20 HBP IBB	K		4	0	0	0	1	1	5										
13 Alex Rodriguez, R OBP: 0.372, SLG: 0.519	K				20 HR BB		F8			3	1	0	0	1	2	4										
20 Jorge Posada, S OBP: 0.411, SLG: 0.501	BB				HR		G1-3	HBP		2	1	1	2	1	0	0										
55 Hideki Matsui, L OBP: 0.394, SLG: 0.520	G3				F7		BB	G3		3	0	0	0	1	0	6										
Ruben Sierra, S OBP: 0.309, SLG: 0.480		G1-3		P3			BB	1B 2B 1B		3	1	1	0	1	0	0										
John Olerud, L OBP: 0.361, SLG: 0.374	F8			HR			L4	K		4	1	1	1	0	1	3										
Miguel Cairo, R OBP: 0.318, SLG: 0.414	G5-3			F7			HR	2B 1B		4	1	2	1	0	0	0										
Inning Stats	R: 0 E: 0 K: 1 S: 14	H: 2 LOB: 3 BB: 1 P: 28	R: 0 E: 0 K: 0 S: 8	H: 0 LOB: 0 BB: 0 P: 13	R: 0 E: 0 K: 0 S: 6	H: 1 LOB: 0 BB: 0 P: 10	R: 3 E: 0 K: 0 S: 14	H: 2 LOB: 0 BB: 1 P: 25	R: 0 E: 0 K: 1 S: 7	H: 0 LOB: 0 BB: 0 P: 9	R: 0 E: 0 K: 1 S: 11	H: 0 LOB: 2 BB: 2 P: 24	R: 1 E: 0 K: 0 S: 13	H: 1 LOB: 1 BB: 2 P: 26	R: 1 E: 0 K: 3 S: 15	H: 3 LOB: 3 BB: 0 P: 20	1B: 5 2B: 1 3B: 0 HR: 3	SF: 0 SAC: 1 DP: 1 HBP: 1	WP: 0 PB: 0 SB: 2 CS: 0	PA: 39						
PITCHER	IP	WLS	BF	H	R	ER	SO	BB	IBB	HBP	BLK	WP	HR	S	P	ERA	WHIP									
CC Sabathia, L ERA: 4.2	(1, 1)	6.0	L	26	5	3	3	3	4	0	0	0	0	0	109	4.50	1.500									
David Riske, R ERA: 4.11	(7, 1)	0.0		2	1	1	1	0	1	0	0	0	0	1	5	12	"	"								
59 Matt Miller, R ERA: 3.74	(7, 1)	0.2		4	0	0	0	0	0	1	1	0	0	0	7	13	0.00	0.000								
Cliff Bartosh, L ERA: 6.0	(7, 1)	0.1		1	0	0	0	0	0	0	0	0	0	0	1	1	0.00	0.000								
63 Rafael Betancourt, R ERA: 4.18	(8, 1)	1.0		6	3	1	1	3	0	0	0	0	0	0	15	20	9.00	3.000								

Batter	1	2	3	4	5	6	7	8	9	AB	R	H	RBI	BB	SO	LOB	TOP				
Coco Crisp, S OBP: 0.324, SLG: 0.444 (1, 8)	G5-3		0-1 1B		1-1 G4-3			0-0 F9		4	0	1	0	0	0	1					
Omar Vizquel, S OBP: 0.369, SLG: 0.414 (1, 6)	0-2 L4-3 1B		2-1 G1-3			1-1 F8		1-2 G4-6-3 1B		4	0	2	0	0	0	1					
Matt Lawton, L OBP: 0.359, SLG: 0.429 (1, 7)	2-2 L4-3 1-1			1-3 K		3-2 41 G4-3 2B		1-1 G4-6-3 1-2		4	0	1	0	0	1	2					
41 Victor Martinez, S OBP: 0.369, SLG: 0.522 (1, 2)		2-2 G4-3		1-2 FC5-4 1B		2-2 G4-3		0-0 HR		4	1	2	1	0	0	1					
48 Travis Hafner, L OBP: 0.404, SLG: 0.573 (1, 10)		4-2 BB		1-3 K		0-0 G3		1-3 K		3	0	0	0	1	2	2					
Casey Blake, R OBP: 0.357, SLG: 0.494 (1, 5)		2-0 F8		2-2 FC5-4 1-2			2-1 G4-3		2-3 K	4	0	0	0	0	1	2					
Ben Broussard, L OBP: 0.376, SLG: 0.475 (1, 3)		0-1 G4-3			1-0 G3		1-1 1B		2-1 P4	4	0	1	0	0	0	1					
Ronnie Belliard, R OBP: 0.365, SLG: 0.434 (1, 4)			0-1 F8		0-1 G6-3		0-3 K			3	0	0	0	0	1	1					
Jody Gerut, L OBP: 0.337, SLG: 0.407 (1, 9)			1-0 G4-3		2-0 1B		0-1 F7			3	0	1	0	0	0	1					
Inning Stats	R: 0 E: 0 K: 0 S: 13	H: 1 LOB: 0 BB: 0 P: 17	R: 0 E: 0 K: 0 S: 9	H: 0 LOB: 1 BB: 1 P: 17	R: 0 E: 0 K: 0 S: 7	H: 1 LOB: 1 BB: 0 P: 10	R: 0 E: 0 K: 2 S: 13	H: 1 LOB: 1 BB: 0 P: 18	R: 0 E: 0 K: 0 S: 6	H: 1 LOB: 1 BB: 0 P: 10	R: 0 E: 0 K: 1 S: 11	H: 1 LOB: 1 BB: 0 P: 17	R: 0 E: 0 K: 1 S: 9	H: 1 LOB: 0 BB: 0 P: 12	R: 1 E: 0 K: 2 S: 12	H: 1 LOB: 0 BB: 0 P: 17	1B: 6 2B: 2 3B: 0 HR: 1	SF: 0 SAC: 0 DP: 2 HBP: 0	WP: 0 PB: 0 SB: 0 CS: 0	PA: 34	
PITCHER	IP	WLS	BF	H	R	ER	SO	BB	IBB	HBP	BLK	WP	HR	S	P	ERA	WHIP				
Jon Lieber, R ERA: 4.46 (1, 1)	7.0	W	27	6	0	0	3	1	0	0	0	0	0	68	101	0.00	1.000				
Paul Quantrill, R ERA: 3.79 (8, 1)	1.0		3	1	0	0	0	0	0	0	0	0	0	6	8	0.00	1.000				
Steve Karsay, R ERA: 9.0 (9, 1)	1.0		4	1	1	1	2	0	0	0	0	0	1	12	17	9.00	1.000				

Cleveland Indians @ New York Yankees
Yankee Stadium, Bronx, NY
Thu Sep 02 2004, 7:05 PM EDT
Att: 37,963 - Unknown - 74 F


AB 33
R 1
H 8
RBI 1
BB 1
SO 5
LOB 12



Batter	1	2	3	4	5	6	7	8	9	AB	R	H	RBI	BB	SO	LOB	BOTTOM					
Bernie Williams, S OBP: 0.350, SLG: 0.416 (1, 8)	G5-3	3-2 13 HR 1B	0-1 F8			2-1 F7		2-0 13 L6-4 2 E 1B		5	1	2	1	0	0	0						
2 Derek Jeter, R OBP: 0.336, SLG: 0.436 (1, 6)	4-0 20 1B BB	1-3 K		4-2 2B BB		0-0 F9		0-0 E5		3	2	0	0	2	1	4						
Gary Sheffield, R OBP: 0.407, SLG: 0.563 (1, 9)	2-2 F7	1-2 13 HR 1B		3-2 1-H 2B		3-1 2B		0-1 SF8		4	1	3	3	0	0	1						
Bubba Crosby, L OBP: 0.233, SLG: 0.350 (9, 9)		1-2 3-H 2H HR		0-1 F7		1-2 G5-3		3-H 3-2 L6-4		4	1	1	3	1	0	4						
13 Alex Rodriguez, R OBP: 0.372, SLG: 0.523 (1, 5)	4-2 20 1B BB	3-2 1-H 2H HR		0-1 F7		1-2 G5-3		1-2 L6-4		4	1	1	3	1	0	4						
20 Jorge Posada, S OBP: 0.412, SLG: 0.501 (1, 2)	2-2 1-2 2H 1B	0-0 1B		1-2 F9		2-1 F7				4	0	2	1	0	0	1						
Ruben Sierra, S OBP: 0.308, SLG: 0.474 (1, 10)	3-3 K	0-2 G4-3		0-0 G1-3		4-0 BB				3	0	0	0	1	1	4						
55 Hideki Matsui, L OBP: 0.393, SLG: 0.518 (1, 7)		3-2 HBP 1B 1B	2-1 F7		2-2 F7		0-1 F7			4	1	1	0	0	0	1						
Tony Clark, S OBP: 0.309, SLG: 0.480 (1, 3)		2-3 K	1-3 K		1-0 F7		0-3 K			4	0	0	0	0	3	2						
Miguel Cairo, R OBP: 0.323, SLG: 0.427 (1, 4)		2-0 1B HBP	0-1 HR		1-0 G6-3		3-2 2 E 1B SF8			3	3	2	1	0	0	0						
Inning Stats	R: 1 E: 0 K: 1 S: 15	H: 1 LOB: 2 BB: 2 P: 30	R: 5 E: 0 K: 2 S: 24	H: 5 LOB: 1 BB: 0 P: 39	R: 1 E: 0 K: 1 S: 9	H: 1 LOB: 0 BB: 0 P: 12	R: 1 E: 0 K: 0 S: 11	H: 1 LOB: 1 BB: 1 P: 19	R: 0 E: 0 K: 0 S: 5	H: 0 LOB: 0 BB: 0 P: 9	R: 0 E: 0 K: 0 S: 9	H: 1 LOB: 1 BB: 0 P: 15	R: 0 E: 0 K: 1 S: 7	H: 0 LOB: 1 BB: 1 P: 13	R: 1 E: 1 K: 0 S: 12	H: 2 LOB: 1 BB: 0 P: 20	1B: 7 2B: 3 3B: 0 HR: 2	SF: 1 SAC: 0 DP: 1 HBP: 1	WP: 0 PB: 0 SB: 0 CS: 0	PA: 40		
PITCHER	IP	WLS	BF	H	R	ER	SO	BB	IBB	HBP	BLK	WP	HR	S	P	ERA	WHIP					
31 Cliff Lee, L ERA: 5.48 (1, 1)	1.2	L	13	5	6	6	3	2	0	0	0	0	0	1	35	65	32.40	4.200				
Kazuhito Tadano, R ERA: 4.65 (2, 1)	4.1		18	4	2	2	1	1	0	0	0	0	1	38	59	4.15	1.154					
David Riske, R ERA: 4.05 (7, 1)	1.0		4	0	0	0	1	1	0	0	0	0	0	7	13	0.00	1.000					
Rick White, R ERA: 5.37 (8, 1)	1.0		5	2	1	1	0	0	0	0	0	0	0	12	20	9.00	2.000					

Cleveland Indians @ New York Yankees
Yankee Stadium, Bronx, NY
Thu Sep 02 2004, 7:05 PM EDT
Att: 37,963 - Unknown - 74 F

AB 34
R 9
H 11
RBI 9
BB 4
SO 5
LOB 17



Batter	1	2	3	4	5	6	7	8	9	AB	R	H	RBI	BB	SO	LOB	TOP				
Coco Crisp, S OBP: 0.324, SLG: 0.437 (1, 8)	G6-3		L8		L7			K		4	0	0	0	0	1	1					
Omar Vizquel, S OBP: 0.397, SLG: 0.414 (1, 6)	F9		HR			G4-3			L5	4	1	1	2	0	0	0					
Matt Lawton, L OBP: 0.359, SLG: 0.431 (1, 7)	L7		K			K			HR	4	1	1	1	0	2	0					
41 Victor Martinez, S OBP: 0.362, SLG: 0.508 (1, 2)		K	F9			P3			HR	3	0	0	0	1	1	0					
48 Travis Hafner, L OBP: 0.403, SLG: 0.581 (1, 10)		HR			K			K		4	1	1	1	0	2	1					
Casey Blake, R OBP: 0.356, SLG: 0.494 (1, 5)		HR			G6-3			F9		4	1	1	1	0	1	1					
Ben Broussard, L OBP: 0.366, SLG: 0.458 (1, 3)		K			P5			G4-3		3	0	0	0	0	1	0					
Ronnie Belliard, R OBP: 0.361, SLG: 0.429 (1, 4)		K2-3				K		F9		3	0	0	0	0	2	0					
Jody Gerut, L OBP: 0.334, SLG: 0.403 (1, 9)					HR	G1-3		G6-3		3	1	1	0	0	0	0					
Inning Stats	R: 0 H: 0 E: 0 K: 0 S: 9	H: 0 LOB: 0 BB: 0 P: 15	R: 2 H: 2 E: 0 K: 3 S: 14	H: 2 LOB: 0 BB: 0 P: 19	R: 2 H: 2 E: 0 K: 1 S: 17	H: 2 LOB: 0 BB: 0 P: 27	R: 0 H: 0 E: 0 K: 1 S: 7	H: 0 LOB: 0 BB: 0 P: 14	R: 0 H: 0 E: 0 K: 1 S: 11	H: 0 LOB: 0 BB: 0 P: 13	R: 0 H: 0 E: 0 K: 1 S: 8	H: 0 LOB: 0 BB: 0 P: 15	R: 0 H: 0 E: 0 K: 1 S: 7	H: 0 LOB: 0 BB: 0 P: 13	R: 1 H: 1 E: 0 K: 1 S: 11	H: 1 LOB: 1 BB: 1 P: 20	1B: 1 2B: 0 3B: 0 HR: 4	SF: 0 SAC: 0 DP: 0 HBP: 0	WP: 0 PB: 1 SB: 0 CS: 0	PA: 33	
PITCHER	IP	WLS	BF	H	R	ER	SO	BB	IBB	HBP	BLK	WP	HR	S	P	ERA	WHIP				
Gil Meche, R ERA: 5.38 (1, 1)	7.0	L	25	4	4	4	8	0	0	0	0	0	3	73	116	5.14	0.571				
Masao Kida, R ERA: (8, 1)	1.0		3	0	0	0	1	0	0	0	0	0	0	7	13	0.00	0.000				
George Sherrill, L ERA: 3.8 (9, 1)	0.2		4	1	1	1	0	1	0	0	0	0	1	8	14	13.50	3.000				
20 J.J. Putz, R ERA: 5.27 (9, 1)	0.1		1	0	0	0	1	0	0	0	0	0	0	3	6	0.00	0.000				

Cleveland Indians @ Seattle Mariners
Safeco Field, Seattle, WA
Mon Sep 06 2004, 7:05 PM PDT
Att: 33,084 - Unknown - 65 F

AB 32
R 5
H 5
RBI 5
BB 1
SO 10
LOB 3



Batter	1	2	3	4	5	6	7	8	9	AB	R	H	RBI	BB	SO	LOB	BOTTOM				
51 Ichiro Suzuki, L OBP: 0.417, SLG: 0.472 (1, 9)	G5-3		FC6-4 1B			G4-3			BB 1B	4	0	2	0	0	0	0					
Randy Winn, S OBP: 0.350, SLG: 0.436 (1, 8)	F8		FC6-4 1-2f			G6-3			K	4	0	0	0	0	1	3					
Edgar Martinez, R OBP: 0.361, SLG: 0.395 (1, 10)					G4-3 1B			FC4-6 1B	BB BB	3	0	2	0	1	1	0					
Mickey Lopez, S (9, PR)	K									0	0	0	0	0	0	0					
Raul Ibanez, L OBP: 0.335, SLG: 0.448 (1, 7)		L9			G4-3 1-2f			FC4-6 G5-4-3	L7	4	0	0	0	0	0	4					
Bret Boone, R OBP: 0.312, SLG: 0.415 (1, 4)		F9			K			G5-4-3 1-2f		3	0	0	0	0	1	1					
Jolbert Cabrera, R OBP: 0.313, SLG: 0.407 (1, 5)		K				F7			K	3	0	0	0	0	2	0					
Miguel Olivo, R OBP: 0.307, SLG: 0.479 (1, 2)			K			K			K	3	0	0	0	0	3	0					
4 Jose Lopez, R OBP: 0.267, SLG: 0.349 (1, 6)			G6-3			F8			G5-3	3	0	0	0	0	0	0					
16 Willie Bloomquist, R OBP: 0.282, SLG: 0.320 (1, 3)			51 1B			G3			P3	3	0	1	0	0	0	0					
Inning Stats	R: 0 H: 0 E: 0 K: 1 S: 9	H: 0 LOB: 0 BB: 0 P: 11	R: 0 H: 0 E: 0 K: 1 S: 6	H: 0 LOB: 0 BB: 0 P: 8	R: 0 H: 2 E: 0 K: 1 S: 12	H: 2 LOB: 2 BB: 0 P: 19	R: 0 H: 1 E: 0 K: 1 S: 5	H: 0 LOB: 0 BB: 0 P: 8	R: 0 H: 0 E: 0 K: 0 S: 8	H: 0 LOB: 0 BB: 0 P: 11	R: 0 H: 1 E: 0 K: 2 S: 10	H: 0 LOB: 0 BB: 0 P: 16	R: 0 H: 0 E: 0 K: 2 S: 11	H: 0 LOB: 0 BB: 0 P: 16	R: 0 H: 1 E: 0 K: 1 S: 12	H: 1 LOB: 2 BB: 1 P: 21	1B: 4 2B: 1 3B: 0 HR: 0	SF: 0 SAC: 0 DP: 2 HBP: 0	WP: 0 PB: 0 SB: 0 CS: 0	PA: 31	
PITCHER	IP	WLS	BF	H	R	ER	SO	BB	IBB	HBP	BLK	WP	HR	S	P	ERA	WHIP				
CC Sabathia, L ERA: 3.98 (1, 1)	9.0	W	31	5	0	0	8	1	0	0	0	0	0	80	118	0.00	0.667				

Cleveland Indians @ Seattle Mariners
Safeco Field, Seattle, WA
Mon Sep 06 2004, 7:05 PM PDT
Att: 33,084 - Unknown - 65 F

AB 30
R 0
H 5
RBI 0
BB 1
SO 8
LOB 8



Batter	1	2	3	4	5	6	7	8	9	AB	R	H	RBI	BB	SO	LOB	TOP											
Coco Crisp, S OBP: 0.329, SLG: 0.441										5	1	3	0	1	0	0												
Omar Vizquel, S OBP: 0.364, SLG: 0.411										6	0	1	0	0	0	4												
Matt Lawton, L OBP: 0.360, SLG: 0.431										5	2	2	0	0	0	3												
41 Victor Martinez, S OBP: 0.361, SLG: 0.504										5	0	1	1	0	0	5												
48 Travis Hafner, L OBP: 0.407, SLG: 0.580										2	2	1	1	3	1	1												
Casey Blake, R OBP: 0.356, SLG: 0.495										5	2	2	1	0	1	5												
Ben Broussard, L OBP: 0.364, SLG: 0.455										5	0	1	2	0	0	4	AB 42											
Ronnie Belliard, R OBP: 0.361, SLG: 0.434										4	1	1	3	1	0	0	R 9											
Jody Gerut, L OBP: 0.335, SLG: 0.410										5	1	2	1	0	2	2	H 14											
Inning Stats	R: 1 E: 0 K: 1 S: 10	H: 2 LOB: 1 BB: 0 P: 16	R: 0 E: 0 K: 0 S: 8	H: 0 LOB: 0 BB: 0 P: 13	R: 0 E: 0 K: 0 S: 5	H: 0 LOB: 0 BB: 0 P: 9	R: 4 E: 1 K: 0 S: 22	H: 5 LOB: 2 BB: 0 P: 34	R: 0 E: 0 K: 1 S: 12	H: 1 LOB: 2 BB: 1 P: 18	R: 3 E: 0 K: 1 S: 21	H: 3 LOB: 2 BB: 2 P: 41	R: 0 E: 0 K: 0 S: 7	H: 2 LOB: 3 BB: 1 P: 14	R: 1 E: 0 K: 0 S: 10	H: 1 LOB: 1 BB: 1 P: 16	1B: 10 2B: 2 3B: 0 HR: 2	SF: 0 SAC: 0 DP: 0 HBP: 0	WP: 3 PB: 0 SB: 1 CS: 0	PA: 47								
PITCHER	IP	WLS	BF	H	R	ER	SO	BB	IBB	HBP	BLK	WP	HR	S	P	ERA	WHIP											
Cha Seung Baek, R ERA: 7.59	(1, 1)	5.0	L	25	8	5	1	2	1	0	0	0	1	1	57	90	1.80	1.800										
Matt Thornton, L ERA: 5.4	(6, 1)	1.2		8	2	3	3	1	1	0	0	0	1	0	20	34	16.20	1.800										
Ron Villone, L ERA: 4.35	(7, 1)	0.1		3	1	0	0	1	1	0	0	0	1	0	6	15	0.00	6.000										
Shigetoshi Hasegawa, R ERA: 5.49	(8, 1)	1.0		6	2	0	0	0	0	1	0	0	0	0	7	14	0.00	2.000										
Aaron Taylor, R ERA: 9.0	(9, 1)	1.0		5	1	1	1	0	1	0	0	0	0	1	10	16	9.00	2.000										

Cleveland Indians @ Seattle Mariners
Safeco Field, Seattle, WA
Wed Sep 08 2004, 7:05 PM PDT
Att: 28,764 - Dome - 64 F


AB 42
R 9
H 14
RBI 9
BB 5
SO 4
LOB 24



Batter	1	2	3	4	5	6	7	8	9	AB	R	H	RBI	BB	SO	LOB	BOTTOM											
51 Ichiro Suzuki, L OBP: 0.416, SLG: 0.470										5	0	1	0	0	0	1												
Randy Winn, S OBP: 0.348, SLG: 0.433										4	1	0	0	1	3	1												
Edgar Martinez, R OBP: 0.362, SLG: 0.411										4	2	2	3	0	0	1												
Bret Boone, R OBP: 0.316, SLG: 0.422										3	1	2	1	1	0	0												
Jolbert Cabrera, R OBP: 0.312, SLG: 0.403										3	0	0	0	1	1	2												
Miguel Olivo, R OBP: 0.302, SLG: 0.472										4	0	0	0	0	3	2												
Hiram Bocachica, R OBP: 0.337, SLG: 0.493										3	0	1	0	1	2	1	AB 34											
4 Jose Lopez, R OBP: 0.261, SLG: 0.341										3	0	0	0	0	0	2	R 5											
Greg Dobbs, L OBP: 1.000, SLG: 4.000										1	1	1	1	0	0	0	H 7											
16 Willie Bloomquist, R OBP: 0.277, SLG: 0.314										3	0	0	0	0	3	2	RBI 5											
7 Jeremy Reed, L										1	0	0	0	0	0	0	BB 4											
Inning Stats	R: 1 E: 0 K: 1 S: 15	H: 2 LOB: 1 BB: 0 P: 21	R: 0 E: 0 K: 2 S: 11	H: 1 LOB: 1 BB: 0 P: 14	R: 2 E: 0 K: 1 S: 10	H: 1 LOB: 1 BB: 2 P: 22	R: 0 E: 0 K: 1 S: 7	H: 0 LOB: 1 BB: 1 P: 14	R: 1 E: 0 K: 1 S: 12	H: 1 LOB: 0 BB: 0 P: 21	R: 0 E: 0 K: 2 S: 9	H: 0 LOB: 0 BB: 0 P: 12	R: 0 E: 0 K: 1 S: 9	H: 1 LOB: 1 BB: 0 P: 13	R: 0 E: 0 K: 2 S: 10	H: 0 LOB: 1 BB: 1 P: 19	R: 1 E: 0 K: 1 S: 10	H: 1 LOB: 0 BB: 0 P: 15	1B: 3 2B: 0 3B: 0 HR: 4	SF: 0 SAC: 0 DP: 0 HBP: 0	WP: 0 PB: 0 SB: 2 CS: 0	PA: 38						
PITCHER	IP	WLS	BF	H	R	ER	SO	BB	IBB	HBP	BLK	WP	HR	S	P	ERA	WHIP											
31 Cliff Lee, L ERA: 5.54	(1, 1)	5.0	W	23	5	4	4	6	3	0	0	0	0	3	55	92	7.20	1.600										
David Riske, R ERA: 3.95	(6, 1)	1.0	H	3	0	0	0	2	0	0	0	0	0	9	12	0.00	0.000											
63 Rafael Betancourt, R ERA: 4.32	(7, 1)	1.0		4	1	0	0	1	0	0	0	0	0	9	13	0.00	1.000											
Bob Howry, R ERA: 1.59	(8, 1)	1.0		4	0	0	0	2	1	0	0	0	0	0	10	19	0.00	1.000										
Bob Wickman, R ERA: 3.92	(9, 1)	1.0		4	1	1	1	1	0	0	0	0	0	1	10	15	9.00	1.000										

Cleveland Indians @ Seattle Mariners
Safeco Field, Seattle, WA
Wed Sep 08 2004, 7:05 PM PDT
Att: 28,764 - Dome - 64 F

AB 34
R 5
H 7
RBI 5
BB 4
SO 12
LOB 12



Batter	1	2	3	4	5	6	7	8	9	AB	R	H	RBI	BB	SO	LOB	TOP								
Coco Crisp, S OBP: 0.335, SLG: 0.452 (1, 8)										4	1	2	0	0	1	0	Cleveland Indians @ Oakland Athletics Network Associates Coliseum, Oakland, CA Sat Sep 11 2004, 4:05 PM EDT Att: 30,436 - Cloudy - 79 F								
Omar Vizquel, S OBP: 0.363, SLG: 0.410 (1, 6)										4	0	1	0	0	1	2									
Matt Lawton, L OBP: 0.360, SLG: 0.428 (1, 7)										4	1	2	1	0	1	1									
41 Victor Martinez, S OBP: 0.361, SLG: 0.505 (1, 2)										4	1	1	0	0	1	2									
48 Travis Hafner, L OBP: 0.410, SLG: 0.586 (1, 10)										3	1	1	3	1	1	0									
Casey Blake, R OBP: 0.352, SLG: 0.493 (1, 5)										4	0	0	0	0	3	1									
Ben Broussard, L OBP: 0.366, SLG: 0.452 (1, 3)										3	0	1	0	1	0	0									
Ronnie Belliard, R OBP: 0.359, SLG: 0.429 (1, 4)										3	0	0	0	0	1	2									
Jody Gerut, L OBP: 0.334, SLG: 0.411 (1, 9)										3	0	1	0	0	1	1									
Inning Stats	R: 1 E: 0 K: 1 S: 10	H: 2 LOB: 0 BB: 0 P: 13	R: 0 E: 0 K: 2 S: 12	H: 0 LOB: 0 BB: 0 P: 17	R: 0 E: 0 K: 2 S: 14	H: 1 LOB: 0 BB: 0 P: 19	R: 0 E: 0 K: 1 S: 6	H: 0 LOB: 0 BB: 2 P: 9	R: 0 E: 0 K: 0 S: 12	H: 0 LOB: 1 BB: 2 P: 21	R: 0 E: 0 K: 1 S: 15	H: 1 LOB: 0 BB: 0 P: 23	R: 3 E: 0 K: 1 S: 12	H: 4 LOB: 1 BB: 0 P: 22	R: 0 E: 0 K: 1 S: 10	H: 1 LOB: 0 BB: 0 P: 18		R: 0 E: 0 K: 1 S: 5	H: 0 LOB: 0 BB: 0 P: 8	1B: 7 2B: 1 3B: 0 HR: 1	SF: 0 SAC: 0 DP: 2 HBP: 0	WP: 0 PB: 0 SB: 2 CS: 1	PA: 35		
PITCHER	IP	WLS	BF	H	R	ER	SO	BB	IBB	HBP	BLK	WP	HR	S	P	ERA	WHIP								
40 Rich Harden, R ERA: 4.05 (1, 1)	6.0		23	7	4	4	7	2	0	0	0	0	1	73	109	6.00	1.500								
Jim Mecir, R ERA: 3.3 (7, 1)	0.2	3	1	0	0	1	0	0	0	0	0	0	0	7	14	0.00	1.500								
Ricardo Rincon, L ERA: 3.49 (7, 1)	1.1	W	5	1	0	0	1	0	0	0	0	0	0	11	19	0.00	0.750								
Octavio Dotel, R ERA: 3.57 (9, 1)	1.0	S	3	0	0	0	1	0	0	0	0	0	0	5	8	0.00	0.000								

Batter	1	2	3	4	5	6	7	8	9	AB	R	H	RBI	BB	SO	LOB	BOTTOM								
21 Mark Kotsay, L OBP: 0.365, SLG: 0.456 (1, 8)										4	0	2	0	1	0	2	Cleveland Indians @ Oakland Athletics Network Associates Coliseum, Oakland, CA Sat Sep 11 2004, 4:05 PM EDT Att: 30,436 - Cloudy - 79 F								
Eric Byrnes, R OBP: 0.352, SLG: 0.479 (1, 9)										3	1	0	0	1	0	3									
3 Eric Chavez, L OBP: 0.402, SLG: 0.529 (1, 5)										3	0	0	1	1	0	5									
Scott Hatteberg, L OBP: 0.385, SLG: 0.450 (1, 3)										4	0	1	2	0	0	2									
Damian Miller, R OBP: 0.344, SLG: 0.423 (1, 2)										4	0	1	0	0	0	1									
Erubiel Durazo, L OBP: 0.387, SLG: 0.526 (1, 10)										3	0	0	0	1	2	0									
7 Bobby Crosby, R OBP: 0.335, SLG: 0.444 (1, 6)										4	1	1	1	0	2	2									
Nick Swisher, S OBP: 0.429, SLG: 0.636 (1, 7)										2	2	2	1	2	0	0									
Marco Scutaro, R OBP: 0.300, SLG: 0.388 (1, 4)										4	1	1	0	0	0	4									
Inning Stats	R: 0 E: 0 K: 0 S: 9	H: 1 LOB: 1 BB: 0 P: 14	R: 0 E: 0 K: 2 S: 10	H: 0 LOB: 0 BB: 0 P: 14	R: 0 E: 0 K: 0 S: 15	H: 0 LOB: 2 BB: 2 P: 25	R: 0 E: 0 K: 1 S: 9	H: 1 LOB: 3 BB: 2 P: 22	R: 0 E: 0 K: 0 S: 7	H: 0 LOB: 1 BB: 1 P: 16	R: 0 E: 0 K: 0 S: 5	H: 0 LOB: 0 BB: 0 P: 7	R: 3 E: 0 K: 0 S: 10	H: 3 LOB: 1 BB: 1 P: 17	R: 2 E: 0 K: 1 S: 13	H: 3 LOB: 0 BB: 0 P: 20		1B: 4 2B: 2 3B: 0 HR: 2	SF: 0 SAC: 0 DP: 0 HBP: 0	WP: 0 PB: 0 SB: 0 CS: 1	PA: 38				
PITCHER	IP	WLS	BF	H	R	ER	SO	BB	IBB	HBP	BLK	WP	HR	S	P	ERA	WHIP								
CC Sabathia, L ERA: 3.98 (1, 1)	6.2		31	5	3	3	3	6	0	0	0	0	0	64	114	4.05	1.650								
63 Rafael Betancourt, R ERA: 4.22 (7, 1)	0.1	H	1	0	0	0	0	0	0	0	0	0	0	1	1	0.00	0.000								
Bob Howry, R ERA: 2.02 (8, 1)	0.2	L	5	3	2	2	1	0	0	0	0	0	2	12	19	27.00	4.500								
Jason Davis, R ERA: 5.79 (8, 1)	0.1		0	0	0	0	0	0	0	0	0	0	0	1	1	0.00	0.000								

AB	32
R	4
H	9
RBI	4
BB	2
SO	10
LOB	9

AB	31
R	5
H	8
RBI	5
BB	6
SO	4
LOB	19



Batter	1	2	3	4	5	6	7	8	9	AB	R	H	RBI	BB	SO	LOB	TOP
Coco Crisp, S OBP: 0.333, SLG: 0.449	(1, 8) K		(2, 3) K		(1, 3) K			(1, 1) SH1-4 1B	(0, 3) K	5	0	1	0	0	4	3	Cleveland Indians @ Oakland Athletics Network Associates Coliseum, Oakland, CA Sun Sep 12 2004, 8:05 PM EDT Att: 29,107 - Sunny - 65 F
Omar Vizquel, S OBP: 0.381, SLG: 0.407	(1, 6) L5			(1, 2) G3-1	(2, 2) G6-3			(1, 1) SH1-4 1-2		3	0	0	0	0	0	1	
Ronnie Belliard, R OBP: 0.359, SLG: 0.428	(1, 4) P4			(3, 1) G3 41 1B		(2, 2) P6		(1, 0) F7		4	0	1	0	0	0	1	
41 Victor Martinez, S OBP: 0.364, SLG: 0.506		(3, 2) K		(0, 1) G3 1B		(3, 2)		(4, 0)		3	0	2	0	1	1	0	
Casey Blake, R OBP: 0.349, SLG: 0.489	(1, 5) F7			(1, 1) G3 1B		(2, 2) F8 1B		(3, 1) F9 IBB		4	0	0	0	0	0	5	
Josh Phelps, R OBP: 0.308, SLG: 0.437	(1, 10)	(4, 2)		(4, 2)		(2, 3)				1	0	0	0	2	1	1	
48 Travis Hafner, L OBP: 0.409, SLG: 0.585									(3, 2) G4-3	1	0	0	0	0	0	0	
Lou Merloni, R OBP: 0.338, SLG: 0.433	(1, 3)	(1, 3) K		(2, 0) F7					(0, 0) P5	3	0	0	0	0	2	4	
Ben Brissard, L OBP: 0.365, SLG: 0.451	(9, PH)									1	0	0	0	0	0	0	
Ryan Ludwick, R OBP: 0.455, SLG: 0.700	(1, 9)		(1, 1) P2		(0, 1)			(4, 2)		3	0	1	0	1	1	0	
John McDonald, R OBP: 0.291, SLG: 0.381	(9, PR)									0	0	0	0	0	0	0	
Jody Gerut, L OBP: 0.332, SLG: 0.408	(1, 7)		(2, 3) K		(3, 3) K			(2, 2)		3	0	0	0	0	2	1	
Matt Lawton, L OBP: 0.361, SLG: 0.429	(9, PH)							(1, 2)		1	0	1	0	0	0	0	
Inning Stats	R: 0 H: 0 E: 0 K: 1 S: 8	H: 0 LOB: 0 BB: 0 P: 14	R: 0 H: 0 E: 0 K: 2 S: 11	H: 0 LOB: 1 BB: 1 P: 19	R: 0 H: 0 E: 0 K: 2 S: 8	H: 2 LOB: 3 BB: 1 P: 24	R: 0 H: 1 E: 0 K: 2 S: 12	H: 1 LOB: 1 BB: 0 P: 21	R: 0 H: 0 E: 0 K: 2 S: 10	H: 1 LOB: 2 BB: 1 P: 16	R: 0 H: 1 E: 0 K: 1 S: 12	H: 1 LOB: 2 BB: 1 P: 21	1B: 6 2B: 0 3B: 0 HR: 0	SF: 0 SAC: 1 DP: 0 HBP: 0	WP: 0 PB: 0 SB: 0 CS: 0	PA: 37	
PITCHER	IP WLS BF H R ER SO BB IBB HBP BLK WP HR S P ERA WHIP																
Barry Zito, L ERA: 4.44	(1, 1) 7.0 W 27 4 0 0 10 2 0 0 0 0 0 0 73 125 0.00 0.857																
Chris Hammond, L ERA: 2.91	(8, 1) 0.1 H 2 1 0 0 0 0 0 0 0 0 0 0 4 5 0.00 3.000																
Chad Bradford, R ERA: 4.31	(8, 1) 0.2 H 3 0 0 0 0 0 0 1 0 0 0 0 0 3 11 0.00 0.000																
Octavio Dotel, R ERA: 3.52	(9, 1) 1.0 S 5 1 0 0 1 1 0 0 0 0 0 0 0 12 21 0.00 2.000																

AB 32
R 0
H 6
RBI 0
BB 4
SO 11
LOB 16



Batter	1	2	3	4	5	6	7	8	9	AB	R	H	RBI	BB	SO	LOB	BOTTOM	
21 Mark Kotsay, L OBP: 0.363, SLG: 0.453	(1, 8) F8		(1, 2) G4-3			(0, 1) B3-1		(0, 0) SH1-3 1-2		3	0	0	0	0	0	0	Cleveland Indians @ Oakland Athletics Network Associates Coliseum, Oakland, CA Sun Sep 12 2004, 8:05 PM EDT Att: 29,107 - Sunny - 65 F	
Mark McLemore, S OBP: 0.364, SLG: 0.320	(1, 4) G6-3			(0, 0) G6-3 3 1B		(3, 1) G6-3 3 WP 1B		(1, 3) K		4	0	2	0	0	1	1		
3 Eric Chavez, L OBP: 0.398, SLG: 0.524	(1, 5) F9			(2, 1) G6-3 1-2		(2, 2) G6-3 1-2		(2, 1) G6-3		4	0	0	0	0	0	3		
Scott Hatteberg, L OBP: 0.385, SLG: 0.448		(2, 2) G4-3		(1, 1) BB HBP		(2, 0) G3-1				2	0	0	0	0	0	1		
Erubiel Durazo, L OBP: 0.389, SLG: 0.532	(1, 10)	(0, 1) HR		(4, 0)				(0, 0) L9		2	1	1	1	1	0	0		
Eric Byrnes, R OBP: 0.352, SLG: 0.478	(1, 9)	(0, 3) K		(1, 0) G4-3				(2, 1) S 1B		3	0	1	0	0	1	2		
Nick Swisher, S OBP: 0.387, SLG: 0.560	(1, 7)	(0, 3) K			(3, 2) G4-3			(2, 3) K		3	0	0	0	0	2	1		
7 Bobby Crosby, R OBP: 0.333, SLG: 0.441	(1, 6)		(2, 3) K		(0, 3) K			(0, 0) G5-3		3	0	0	0	0	2	1		
17 Adam Melhuse, S OBP: 0.310, SLG: 0.449	(1, 2)		(1, 2) G5-3		(2, 1) G4-3			(1, 1) SH1-3 1B		3	0	1	0	0	0	0		
Inning Stats	R: 0 H: 0 E: 0 K: 0 S: 8	H: 1 LOB: 0 BB: 0 P: 11	R: 1 H: 1 E: 0 K: 2 S: 11	H: 1 LOB: 0 BB: 0 P: 13	R: 0 H: 0 E: 0 K: 1 S: 12	H: 0 LOB: 0 BB: 0 P: 16	R: 0 H: 1 E: 0 K: 0 S: 5	H: 1 LOB: 2 BB: 1 P: 13	R: 0 H: 1 E: 0 K: 1 S: 9	H: 1 LOB: 1 BB: 0 P: 16	R: 0 H: 1 E: 0 K: 1 S: 7	H: 1 LOB: 1 BB: 0 P: 11	R: 0 H: 1 E: 0 K: 1 S: 8	H: 1 LOB: 1 BB: 0 P: 12	1B: 4 2B: 0 3B: 0 HR: 1	SF: 0 SAC: 1 DP: 1 HBP: 1		WP: 1 PB: 0 SB: 1 CS: 0
PITCHER	IP WLS BF H R ER SO BB IBB HBP BLK WP HR S P ERA WHIP																	
37 Jake Westbrook, R ERA: 3.27	(1, 1) 8.0 L 30 5 1 1 6 1 0 1 0 0 1 1 68 105 1.12 0.750																	


AB 27
R 1
H 5
RBI 1
BB 1
SO 6
LOB 9



Batter	1	2	3	4	5	6	7	8	9	AB	R	H	RBI	BB	SO	LOB	TOP							
Bobby Higginson, L (1, 9) OBP: 0.343, SLG: 0.375 33 Marcus Thames, R (9, PH) OBP: 0.292, SLG: 0.465	G1-3	P5		HR	F8		G4-3		K	5	1	1	0	0	0	2								
20 Omar Infante, R (1, 6) OBP: 0.323, SLG: 0.442	1B	F7		F9		HR		1B	P2	6	2	3	1	0	0	2								
Ivan Rodriguez, R (1, 2) OBP: 0.393, SLG: 0.517	2B			1B	HR			K		4	2	2	0	1	2	1								
Dmitri Young, S (1, 10) OBP: 0.341, SLG: 0.468	2B			3B	HR		G1-3			5	2	4	5	0	0	0								
Craig Monroe, R (1, 7) OBP: 0.341, SLG: 0.496	K			1B	HR		F8		K	5	1	1	1	0	2	4								
Carlos Pena, L (1, 3) OBP: 0.344, SLG: 0.465				G4-3	K				K	4	1	1	0	1	2	3								
15 Brandon Inge, R (1, 5) OBP: 0.346, SLG: 0.456	F8			G4-3						3	1	1	2	1	0	3								
Jason Smith, L (1, 4) OBP: 0.301, SLG: 0.528 Ryan Raburn, R (9, PH)				HR	2B				K	3	1	2	1	1	0	2								
Nook Logan, S (1, 8) OBP: 0.348, SLG: 0.337	F9			F9	F7					5	0	1	1	0	0	3								
Inning Stats	R: 1 E: 0 K: 1 S: 18	H: 3 LOB: 3 BB: 1 P: 25	R: 1 E: 0 K: 0 S: 10	H: 1 LOB: 0 BB: 0 P: 15	R: 3 E: 0 K: 0 S: 15	H: 4 LOB: 1 BB: 0 P: 23	R: 3 E: 0 K: 1 S: 8	H: 2 LOB: 0 BB: 1 P: 16	R: 0 E: 0 K: 0 S: 6	H: 0 LOB: 1 BB: 0 P: 14	R: 1 E: 0 K: 1 S: 9	H: 1 LOB: 0 BB: 0 P: 14	R: 1 E: 0 K: 0 S: 9	H: 1 LOB: 1 BB: 1 P: 15	R: 0 E: 0 K: 3 S: 16	H: 2 LOB: 2 BB: 0 P: 22	R: 1 E: 0 K: 2 S: 11	H: 2 LOB: 1 BB: 0 P: 16	1B: 7 2B: 4 3B: 1 HR: 4	SF: 1 SAC: 0 DP: 0 HBP: 0	WP: 0 PB: 0 SB: 0 CS: 0	PA: 47		
PITCHER	IP	WLS	BF	H	R	ER	SO	BB	IBB	HBP	BLK	WP	HR	S	P	ERA	WHIP							
Kyle Denney, R (1, 1) ERA: 21.6	3.1	L	22	10	8	8	1	2	0	0	0	0	2	46	73	21.60	3.600							
Rick White, R (4, 1) ERA: 5.25	0.2		2	0	0	0	1	0	0	0	0	0	0	5	6	0.00	0.000							
Jeremy Guthrie, R (5, 1) ERA: 5.68	3.0		13	2	2	2	1	2	0	0	0	0	1	24	43	6.00	1.333							
Jason Davis, R (8, 1) ERA: 5.73	1.0		5	2	0	0	3	0	0	0	0	0	0	16	22	0.00	2.000							
Cliff Bartosh, L (9, 1) ERA: 5.65	1.0		5	2	1	1	2	0	0	0	0	0	1	11	16	9.00	2.000							

Detroit Tigers @ Cleveland Indians
Jacobs Field, Cleveland, OH
Tue Sep 14 2004, 7:05 PM EDT
Att: 16,489 - Unknown - 78 F


AB 42
R 11
H 16
RBI 11
BB 4
SO 8
LOB 21



Batter	1	2	3	4	5	6	7	8	9	AB	R	H	RBI	BB	SO	LOB	BOTTOM							
Coco Crisp, S (1, 8) OBP: 0.330, SLG: 0.444	K		G6-3		FC4-6		P6		F8	5	0	0	0	0	1	1								
Omar Vizquel, S (1, 6) OBP: 0.390, SLG: 0.404	K		G6-3		G6-3		41 1B		F7	4	0	0	0	1	1	1								
Matt Lawton, L (1, 7) OBP: 0.365, SLG: 0.431		1B					41 1B		G6-3	3	1	2	0	2	0	0								
41 Victor Martinez, S (1, 2) OBP: 0.365, SLG: 0.513	K				F9		HR			4	1	2	2	0	1	2								
48 Travis Hafner, L (1, 10) OBP: 0.410, SLG: 0.584		2B			K		BB		K	4	1	2	0	0	2	3								
Casey Blake, R (1, 5) OBP: 0.350, SLG: 0.491		G5-3			FC6-4		K		K	4	0	2	0	0	2	4								
Ben Broussard, L (1, 3) OBP: 0.362, SLG: 0.446		K			K		F7		K	4	0	0	0	0	3	4								
Ronnie Belliard, R (1, 4) OBP: 0.358, SLG: 0.425		G5-3			FC6-4				G6-3	3	0	0	1	1	0	2								
Jody Gerut, L (1, 9) OBP: 0.331, SLG: 0.405	G3						P6		G4-3	3	0	0	0	1	0	3								
Inning Stats	R: 0 E: 0 K: 3 S: 13	H: 1 LOB: 1 BB: 0 P: 17	R: 1 E: 0 K: 1 S: 12	H: 2 LOB: 0 BB: 0 P: 18	R: 0 E: 0 K: 0 S: 9	H: 0 LOB: 1 BB: 1 P: 15	R: 0 E: 0 K: 2 S: 14	H: 1 LOB: 0 BB: 0 P: 20	R: 0 E: 0 K: 0 S: 6	H: 0 LOB: 0 BB: 1 P: 15	R: 2 E: 0 K: 1 S: 10	H: 2 LOB: 2 BB: 2 P: 22	R: 0 E: 0 K: 2 S: 13	H: 2 LOB: 3 BB: 1 P: 27	R: 0 E: 0 K: 1 S: 7	H: 0 LOB: 0 BB: 0 P: 13	R: 0 E: 0 K: 0 S: 5	H: 0 LOB: 0 BB: 0 P: 7	1B: 6 2B: 1 3B: 0 HR: 1	SF: 0 SAC: 0 DP: 1 HBP: 0	WP: 0 PB: 0 SB: 0 CS: 0	PA: 39		
PITCHER	IP	WLS	BF	H	R	ER	SO	BB	IBB	HBP	BLK	WP	HR	S	P	ERA	WHIP							
38 Jeremy Bonderman, R (1, 1) ERA: 5.17	5.2	W	26	6	3	3	7	4	0	0	0	0	1	61	103	4.76	1.765							
Wilfredo Ledezma, L (6, 1) ERA: 3.69	1.0		6	2	0	0	1	1	0	0	0	0	0	13	26	0.00	3.000							
John Ennis, R (7, 1) ERA: 7.84	1.1		4	0	0	0	2	0	0	0	0	0	0	10	18	0.00	0.000							
Franklyn German, R (9, 1) ERA: 8.0	1.0		3	0	0	0	0	0	0	0	0	0	0	5	7	0.00	0.000							

Detroit Tigers @ Cleveland Indians
Jacobs Field, Cleveland, OH
Tue Sep 14 2004, 7:05 PM EDT
Att: 16,489 - Unknown - 78 F

AB 34
R 3
H 8
RBI 3
BB 5
SO 10
LOB 20



Batter	1	2	3	4	5	6	7	8	9	AB	R	H	RBI	BB	SO	LOB	TOP											
Bobby Higginson, L (1, 9) OBP: 0.344, SLG: 0.372	1-3 K		4-2 20 FC6-4 BB		2-2 G3		2-3 K		4-2 BB	3	0	0	0	2	2	0												
20 Omar Infante, R (1, 6) OBP: 0.323, SLG: 0.443	3-2 F9 2B		0-2 FC6-4		4-1 BB		1-3 K		0-3 K	4	0	1	0	1	2	3												
Ivan Rodriguez, R (1, 2) OBP: 0.391, SLG: 0.520	0-1 F9		3-2 G6-3		0-1 F8			2-1 HR	1-1 F7	5	1	1	1	0	0	5												
Dmitri Young, S (1, 10) OBP: 0.340, SLG: 0.463	0-0 F9			4-1 G4-6-3 15 1B BB		1-0 F8		1-1 G1-3		3	1	0	0	1	0	1												
Craig Monroe, R (1, 7) OBP: 0.340, SLG: 0.493		1-2 G5-3		2-1 G4-6-3 1B		1-1 F9		2-1 G5-3		4	0	1	0	0	0	0												
Carlos Pena, L (1, 3) OBP: 0.345, SLG: 0.471		0-1 E4		1-2 G4-6-3		1-1 HR		4-2 BB		3	1	1	1	1	0	2												
15 Brandon Inge, R (1, 5) OBP: 0.347, SLG: 0.455		2-2 P5		2-2 FC6-4 1B		4-2 WP BB		1-3 K		3	0	1	1	1	1	2												
Jason Smith, L (1, 4) OBP: 0.299, SLG: 0.518		0-1 F8		2-2 FC6-4		2-3 K			0-1 BB	4	0	1	0	0	1	3												
Nook Logan, S (1, 8) OBP: 0.339, SLG: 0.327			2-1 G6-3		2-2 G5-3		1-3 K		2-3 K	3	0	0	0	0	1	0												
33 Marcus Thames, R (8, PH) OBP: 0.290, SLG: 0.462										1	0	0	0	0	1	1												
Inning Stats	R: 0 E: 0 K: 1 S: 9	H: 1 LOB: 1 BB: 0 P: 13	R: 0 E: 1 K: 0 S: 11	H: 0 LOB: 1 BB: 0 P: 14	R: 0 E: 0 K: 0 S: 13	H: 0 LOB: 1 BB: 1 P: 22	R: 1 E: 0 K: 0 S: 21	H: 2 LOB: 1 BB: 1 P: 32	R: 0 E: 0 K: 0 S: 13	H: 0 LOB: 1 BB: 1 P: 21	R: 1 E: 0 K: 1 S: 12	H: 1 LOB: 0 BB: 0 P: 13	R: 1 E: 0 K: 1 S: 12	H: 1 LOB: 1 BB: 1 P: 22	R: 0 E: 0 K: 2 S: 12	H: 1 LOB: 2 BB: 1 P: 19	1B: 3 2B: 1 3B: 0 HR: 2	SF: 0 SAC: 0 DP: 1 HBP: 0	WP: 1 PB: 0 SB: 0 CS: 0	PA: 39								
PITCHER	IP	WLS	BF	H	R	ER	SO	BB	IBB	HBP	BLK	WP	HR	S	P	ERA	WHIP											
Scott Elarton, R (1, 1) ERA: 6.3	5.0	21	3	1	1	1	1	3	0	0	0	0	0	67	102	1.80	1.200											
David Riske, R (6, 1) ERA: 3.97	1.0	5	1	1	1	1	1	1	0	0	0	0	1	1	12	21	9.00	2.000										
63 Rafael Betancourt, R (7, 1) ERA: 4.15	1.0	3	0	0	0	0	3	0	0	0	0	0	0	9	13	0.00	0.000											
Bob Howry, R (8, 1) ERA: 2.21	1.0	W	5	1	1	1	1	1	0	0	0	0	1	12	22	9.00	2.000											
Bob Wickman, R (9, 1) ERA: 3.97	1.0	S	5	1	0	0	2	1	0	0	0	0	0	12	19	0.00	2.000											

Detroit Tigers @ Cleveland Indians
Jacobs Field, Cleveland, OH
Wed Sep 15 2004, 7:05 PM EDT
Att: 15,411 - Sunny - 79 F

AB 33
R 3
H 6
RBI 3
BB 6
SO 8
LOB 17



Batter	1	2	3	4	5	6	7	8	9	AB	R	H	RBI	BB	SO	LOB	BOTTOM										
Ronnie Belliard, R (1, 4) OBP: 0.359, SLG: 0.433	0-1 E5 1B		0-1 G4-3			3-1 HR	1-1 2B			4	1	2	1	0	0	0											
Coco Crisp, S (1, 8) OBP: 0.331, SLG: 0.444	1-1 F8			1-2 41 BB 1B		0-0 HR	3-2 F7			4	1	2	0	0	0	2											
Matt Lawton, L (1, 7) OBP: 0.366, SLG: 0.430	1-0 41 G1-4-3 1B			2-3 K		2-0 F7		4-1 G6-4-3 41 1B 2B BB		3	1	1	0	1	1	2											
41 Victor Martinez, S (1, 2) OBP: 0.368, SLG: 0.516		0-0 G1-4-3		4-1 BB		1-0 F7		0-2 BB		3	0	2	1	1	0	2											
Omar Vizquel, S (8, PR) OBP: 0.390, SLG: 0.404			1-2 BB		1-2 BB	1-H 1B	2B	1-2 1B		0	0	0	0	0	0	0											
Casey Blake, R (1, 5) OBP: 0.351, SLG: 0.491		2-1 F8-3 1B		3-2 F8		3-2 F8		0-2 G6-4-3		4	0	2	0	0	0	4											
Josh Phelps, R (1, 10) OBP: 0.305, SLG: 0.433			3-3 K		2-2 F8		1-0 E5		4-0 2B BB	3	0	0	0	0	1	4											
48 Travis Hafner, L (8, PH) OBP: 0.411, SLG: 0.584						1-2 K		1-2 2B BB		0	1	0	0	1	0	0											
Lou Merloni, R (1, 3) OBP: 0.343, SLG: 0.426		0-0 F8-3			2-3 K		2-3 K		0-0 2B BB	3	0	0	0	0	2	3											
Ben Broussard, L (7, 3) OBP: 0.363, SLG: 0.450								1-H 2B		1	1	1	2	0	0	0											
Ryan Ludwick, R (1, 9) OBP: 0.400, SLG: 0.643			2-0 F7		1-1 F8		2-3 K		0-1 2B	4	0	1	1	0	1	0											
John McDonald, R (1, 6) OBP: 0.253, SLG: 0.368			1-1 G4-3		0-0 F9		3-2 F9		3-H 2B	3	0	0	0	0	0	0											
Tim Laker, R (8, PH) OBP: 0.262, SLG: 0.308										1	0	0	0	0	0	2											
Inning Stats	R: 0 E: 1 K: 0 S: 6	H: 1 LOB: 1 BB: 0 P: 8	R: 0 E: 0 K: 1 S: 7	H: 1 LOB: 0 BB: 0 P: 12	R: 0 E: 0 K: 0 S: 5	H: 0 LOB: 0 BB: 0 P: 8	R: 0 E: 0 K: 1 S: 13	H: 1 LOB: 2 BB: 1 P: 25	R: 0 E: 0 K: 1 S: 6	H: 0 LOB: 0 BB: 0 P: 9	R: 2 E: 1 K: 1 S: 14	H: 4 LOB: 2 BB: 0 P: 26	R: 0 E: 0 K: 1 S: 11	H: 1 LOB: 1 BB: 0 P: 20	R: 3 E: 0 K: 0 S: 12	H: 3 LOB: 2 BB: 2 P: 20	1B: 6 2B: 5 3B: 0 HR: 1	SF: 0 SAC: 0 DP: 3 HBP: 0	WP: 0 PB: 0 SB: 0 CS: 0	PA: 36							
PITCHER	IP	WLS	BF	H	R	ER	SO	BB	IBB	HBP	BLK	WP	HR	S	P	ERA	WHIP										
Mike Maroth, L (1, 1) ERA: 4.37	7.0	29	8	2	2	5	5	1	0	0	0	0	0	62	108	2.57	1.286										
Esteban Yan, R (8, 1) ERA: 3.65	1.0	L	7	3	3	3	0	2	0	0	0	0	0	12	20	27.00	5.000										

Detroit Tigers @ Cleveland Indians
Jacobs Field, Cleveland, OH
Wed Sep 15 2004, 7:05 PM EDT
Att: 15,411 - Sunny - 79 F

AB 33
R 5
H 11
RBI 5
BB 3
SO 5
LOB 19



Batter	1	2	3	4	5	6	7	8	9	AB	R	H	RBI	BB	SO	LOB	TOP									
20 Omar Infante, R OBP: 0.322, SLG: 0.447	F8		P6				G5-3		K	5	1	1	2	0	1	1	Detroit Tigers @ Cleveland Indians Jacobs Field, Cleveland, OH Thu Sep 16 2004, 7:05 PM EDT Att: 15,943 - Overcast - 74 F									
15 Brandon Inge, R OBP: 0.349, SLG: 0.458	F9		G6-3					G6-3		4	0	2	0	0	0	0										
Craig Monroe, R OBP: 0.337, SLG: 0.488	K				F7			G6-3		4	0	0	0	0	2	2										
Dmitri Young, S OBP: 0.339, SLG: 0.464		L5			F7			K		4	0	1	0	0	1	2										
Carlos Pena, L OBP: 0.342, SLG: 0.467	F9							K		4	0	0	0	0	2	2										
33 Marcus Thames, R OBP: 0.296, SLG: 0.455										2	2	0	0	2	1	1										
Eric Munson, L OBP: 0.299, SLG: 0.464										4	2	2	2	0	1	1										
Ryan Raburn, R OBP: 0.200, SLG: 0.400 Jason Smith, L OBP: 0.297, SLG: 0.513										3	1	1	1	0	1	0										
Nook Logan, S OBP: 0.339, SLG: 0.346										1	0	0	0	0	0	1										
										3	0	1	1	0	0	0										
Inning Stats	R: 0 E: 0 K: 1 S: 8	H: 0 LOB: 0 BB: 0 P: 15	R: 2 E: 0 K: 1 S: 14	H: 1 LOB: 0 BB: 1 P: 24	R: 0 E: 0 K: 0 S: 11	H: 0 LOB: 0 BB: 0 P: 15	R: 0 E: 0 K: 2 S: 12	H: 1 LOB: 1 BB: 0 P: 17	R: 3 E: 0 K: 1 S: 16	H: 4 LOB: 1 BB: 0 P: 24	R: 0 E: 0 K: 0 S: 7	H: 0 LOB: 0 BB: 0 P: 12	R: 0 E: 0 K: 0 S: 5	H: 0 LOB: 0 BB: 0 P: 6	R: 0 E: 0 K: 2 S: 11	H: 1 LOB: 1 BB: 0 P: 14	R: 1 E: 0 K: 2 S: 10	H: 1 LOB: 1 BB: 1 P: 17	1B: 1 2B: 4 3B: 1 HR: 2	SF: 0 SAC: 1 DP: 0 HBP: 0	WP: 0 PB: 0 SB: 0 CS: 0	PA: 37				
PITCHER	IP	WLS	BF	H	R	ER	SO	BB	IBB	HBP	BLK	WP	HR	S	P	ERA	WHIP									
CC Sabathia, L ERA: 4.12	(1, 1)	5.0	L	22	6	5	5	5	1	0	0	0	0	2	61	95	9.00	1.400								
Jason Davis, R ERA: 5.69	(6, 1)	1.0		3	0	0	0	0	0	0	0	0	0	7	12	0.00	0.000									
59 Matt Miller, R ERA: 3.33	(7, 1)	1.1		5	1	0	0	0	0	0	0	0	0	9	13	0.00	0.750									
David Riske, R ERA: 3.95	(8, 1)	0.1		1	0	0	0	1	0	0	0	0	0	4	4	0.00	0.000									
Cliff Bartosh, L ERA: 5.87	(8, 1)	1.0		4	0	1	1	2	1	0	0	0	0	9	15	9.00	1.000									
PITCHER	IP	WLS	BF	H	R	ER	SO	BB	IBB	HBP	BLK	WP	HR	S	P	ERA	WHIP									
63 Rafael Betancourt, R ERA: 4.13	(9, 1)	0.1		2	1	0	0	1	0	0	0	0	0	4	5	0.00	3.000									

Batter	1	2	3	4	5	6	7	8	9	AB	R	H	RBI	BB	SO	LOB	BOTTOM								
Coco Crisp, S OBP: 0.332, SLG: 0.444	P6		E6						K	5	0	2	1	0	1	0	Detroit Tigers @ Cleveland Indians Jacobs Field, Cleveland, OH Thu Sep 16 2004, 7:05 PM EDT Att: 15,943 - Overcast - 74 F								
Omar Vizquel, S OBP: 0.357, SLG: 0.400	G4-3		F8					G6-3		5	0	0	0	0	0	4									
Matt Lawton, L OBP: 0.368, SLG: 0.430										3	1	1	0	2	1	0									
41 Victor Martinez, S OBP: 0.367, SLG: 0.516	F8									4	0	1	1	0	0	2									
48 Travis Hafner, L OBP: 0.410, SLG: 0.588										4	1	1	1	0	1	2									
Casey Blake, R OBP: 0.352, SLG: 0.492										3	1	1	0	1	0	1									
Ben Broussard, L OBP: 0.366, SLG: 0.454										4	1	2	1	0	0	1									
Ryan Ludwick, R OBP: 0.421, SLG: 0.563										2	0	0	0	1	0	1									
Ronnie Belliard, R OBP: 0.356, SLG: 0.430										4	0	0	0	0	1	4									
										4	0	0	0	0	1	4									
Inning Stats	R: 0 E: 0 K: 0 S: 8	H: 0 LOB: 1 BB: 1 P: 13	R: 0 E: 0 K: 0 S: 8	H: 1 LOB: 0 BB: 0 P: 13	R: 0 E: 1 K: 0 S: 11	H: 0 LOB: 0 BB: 0 P: 14	R: 2 E: 0 K: 1 S: 20	H: 3 LOB: 2 BB: 1 P: 31	R: 1 E: 0 K: 0 S: 12	H: 2 LOB: 1 BB: 1 P: 24	R: 1 E: 0 K: 0 S: 13	H: 1 LOB: 2 BB: 1 P: 24	R: 0 E: 1 K: 1 S: 11	H: 1 LOB: 1 BB: 0 P: 18	R: 0 E: 0 K: 0 S: 5	H: 0 LOB: 0 BB: 0 P: 6	R: 0 E: 0 K: 2 S: 8	H: 0 LOB: 0 BB: 0 P: 11	1B: 4 2B: 3 3B: 0 HR: 1	SF: 0 SAC: 0 DP: 1 HBP: 1	WP: 0 PB: 0 SB: 0 CS: 1	PA: 39			
PITCHER	IP	WLS	BF	H	R	ER	SO	BB	IBB	HBP	BLK	WP	HR	S	P	ERA	WHIP								
Gary Knotts, R ERA: 5.74	(1, 1)	4.2		22	6	3	3	1	0	0	0	0	0	4	6	0.00	0.000								
Steve Colyer, L ERA: 6.59	(5, 1)	0.1		1	0	0	0	0	0	0	0	0	0	4	6	0.00	0.000								
Roberto Novoa, R ERA: 7.47	(6, 1)	0.2	H	4	0	1	1	0	1	0	1	0	0	4	11	13.50	1.500								
Jamie Walker, L ERA: 2.97	(6, 1)	2.0	W	8	2	0	0	1	0	0	0	0	0	23	35	0.00	1.000								
Al Levine, R ERA: 4.43	(8, 1)	0.1	H	1	0	0	0	0	0	0	0	0	0	2	2	0.00	0.000								
PITCHER	IP	WLS	BF	H	R	ER	SO	BB	IBB	HBP	BLK	WP	HR	S	P	ERA	WHIP								
Esteban Yan, R ERA: 3.6	(9, 1)	1.0	S	3	0	0	0	2	0	0	0	0	0	8	11	0.00	0.000								

AB	34
R	6
H	8
RBI	6
BB	2
SO	9
LOB	10



AB	34
R	4
H	8
RBI	4
BB	4
SO	4
LOB	15



Batter	1	2	3	4	5	6	7	8	9	AB	R	H	RBI	BB	SO	LOB	TOP				
9 David DeJesus, L (1, 8) OBP: 0.363, SLG: 0.378	G6-3	FC5-4 1B		1B		G1-6-3 BB		G5-3		4	0	3	3	1	0	0	Kansas City Royals @ Cleveland Indians Jacobs Field, Cleveland, OH Fri Sep 17 2004, 7:05 PM EDT Att: 14,347 - Overcast - 62 F				
4 Angel Berroa, R (1, 6) OBP: 0.313, SLG: 0.394	K	FC5-4		1B		G1-6-3		G5-3		5	0	1	1	0	1	5					
Abraham Nunez, S (1, 9) OBP: 0.313, SLG: 0.366	BB	G3		G1-3					L8	4	1	1	1	1	0	4					
Matt Stairs, L (1, 7) OBP: 0.335, SLG: 0.439 Alexis Gomez, L (9, PR) OBP: 0.196, SLG: 0.133	K			F9				G6-3	1B BB	4	0	0	0	1	1	1					
Joe Randa, R (1, 5) OBP: 0.352, SLG: 0.412		E BB 1B BB		G6-4-3 1B		G3 1B		K	P4	4	1	2	0	1	1	1					
Calvin Pickering, L (1, 10) OBP: 0.328, SLG: 0.462		1B E 9 1B BB		G6-4-3		G3		K	1B	4	1	1	0	1	1	2					
Ken Harvey, R (1, 3) OBP: 0.337, SLG: 0.418		E5 9 1B		9 1B 1B		F8		K	L7	5	2	1	0	0	1	5					
14 John Buck, R (1, 2) OBP: 0.278, SLG: 0.403	K			P4				G6-3		4	0	1	0	0	1	4					
Ruben Gotay, S (1, 4) OBP: 0.326, SLG: 0.342		FC5-4 9 1B		L9		G4-3			9 1B 3B	4	1	2	1	0	0	2					
Inning Stats	R: 0 E: 0 K: 2 S: 10	H: 0 LOB: 1 BB: 1 P: 17	R: 3 E: 1 K: 1 S: 22	H: 2 LOB: 2 BB: 2 P: 33	R: 0 E: 0 K: 0 S: 5	H: 1 LOB: 0 BB: 0 P: 7	R: 1 E: 0 K: 0 S: 15	H: 3 LOB: 2 BB: 0 P: 24	R: 0 E: 0 K: 0 S: 7	H: 1 LOB: 1 BB: 1 P: 11	R: 0 E: 0 K: 0 S: 11	H: 1 LOB: 0 BB: 0 P: 15	R: 1 E: 0 K: 1 S: 15	H: 2 LOB: 1 BB: 0 P: 21	R: 0 E: 0 K: 0 S: 10	H: 1 LOB: 2 BB: 1 P: 21		1B: 10 2B: 0 3B: 1 HR: 1	SF: 0 SAC: 0 DP: 2 HBP: 0	WP: 0 PB: 0 SB: 1 CS: 0	PA: 43
PITCHER	IP	WLS	BF	H	R	ER	SO	BB	IBB	HBP	BLK	WP	HR	S	P	ERA	WHIP				
37 Jake Westbrook, R (1, 1) ERA: 3.33	5.0	L	25	7	4	3	3	3	0	0	0	0	0	59	92	5.40	2.000				
Rick White, R (6, 1) ERA: 5.23	2.0		8	2	1	1	2	1	0	0	0	0	0	22	35	4.50	1.500				
59 Matt Miller, R (8, 1) ERA: 3.44	1.0		5	2	1	1	1	0	0	0	0	0	0	15	21	9.00	2.000				
Cliff Bartosh, L (9, 1) ERA: 5.63	0.2		4	1	0	0	0	1	0	0	0	0	0	9	18	0.00	3.000				
David Riske, R (9, 1) ERA: 3.93	0.1		1	0	0	0	0	0	0	0	0	0	0	1	3	0.00	0.000				

Batter	1	2	3	4	5	6	7	8	9	AB	R	H	RBI	BB	SO	LOB	BOTTOM					
Coco Crisp, S (1, 8) OBP: 0.335, SLG: 0.444	48 BB 2B 41 1B	BLK 1B		CS		K		K	DI BB	4	1	2	0	1	2	0	Kansas City Royals @ Cleveland Indians Jacobs Field, Cleveland, OH Fri Sep 17 2004, 7:05 PM EDT Att: 14,347 - Overcast - 62 F					
Omar Vizquel, S (1, 6) OBP: 0.354, SLG: 0.397	P4	K			F9			L5	K	5	0	0	0	0	2	4						
Matt Lawton, L (1, 7) OBP: 0.367, SLG: 0.428	P6	G6-3			F8			48 BB SF7 41 BB 1B		4	1	1	0	0	0	3						
41 Victor Martinez, S (1, 2) OBP: 0.368, SLG: 0.515	48 BB 2B 1B			K		G4-3		48 BB BB		3	1	1	0	1	1	0						
48 Travis Hafner, L (1, 10) OBP: 0.412, SLG: 0.592 Lou Merloni, R (8, PR) OBP: 0.343, SLG: 0.426	2B BB			E4 G5-4-3		3B		48 BB BB		2	1	1	0	2	0	0						
Casey Blake, R (1, 5) OBP: 0.352, SLG: 0.493	2B			G5-4-3		K		SF7		3	0	1	4	0	1	2						
Ben Broussard, L (1, 3) OBP: 0.364, SLG: 0.450	G4-3			G6-4-3 BB		G6-3		F9		3	0	0	0	1	0	4						
Ronnie Belliard, R (1, 4) OBP: 0.354, SLG: 0.427		P6		G6-4-3				P4	K	4	0	0	0	0	1	1						
Jody Gerut, L (1, 9) OBP: 0.334, SLG: 0.405 Ryan Ludwick, R (7, 9) OBP: 0.381, SLG: 0.500	BLK 1B BB			CS BB				G5-3	P3	0	0	0	0	2	0	0						
Inning Stats	R: 3 E: 0 K: 0 S: 13	H: 3 LOB: 1 BB: 1 P: 25	R: 0 E: 1 K: 1 S: 11	H: 1 LOB: 2 BB: 1 P: 16	R: 0 E: 0 K: 1 S: 10	H: 0 LOB: 0 BB: 0 P: 15	R: 0 E: 0 K: 0 S: 5	H: 0 LOB: 2 BB: 2 P: 13	R: 0 E: 0 K: 1 S: 10	H: 0 LOB: 0 BB: 0 P: 18	R: 0 E: 0 K: 1 S: 9	H: 1 LOB: 1 BB: 0 P: 17	R: 0 E: 0 K: 1 S: 9	H: 0 LOB: 0 BB: 0 P: 13	R: 1 E: 0 K: 0 S: 14	H: 1 LOB: 2 BB: 2 P: 26		R: 0 E: 0 K: 2 S: 15	H: 0 LOB: 1 BB: 1 P: 24	1B: 4 2B: 1 3B: 1 HR: 0	SF: 1 SAC: 0 DP: 2 HBP: 0	WP: 0 PB: 0 SB: 0 CS: 1
PITCHER	IP	WLS	BF	H	R	ER	SO	BB	IBB	HBP	BLK	WP	HR	S	P	ERA	WHIP					
Mike Wood, R (1, 1) ERA: 5.98	6.0	W	25	5	3	3	4	4	0	0	1	0	0	15	28	6.75	2.250					
Dennys Reyes, L (7, 1) ERA: 4.69	1.1	H	7	1	1	1	1	2	0	0	0	0	0	8	11	0.00	0.000					
Shawn Camp, R (8, 1) ERA: 3.1	0.2	H	2	0	0	0	0	0	0	0	0	0	0	8	11	0.00	0.000					
Jeremy Affeldt, L (9, 1) ERA: 4.42	1.0	S	4	0	0	0	2	1	0	0	0	0	0	15	24	0.00	1.000					



Batter	1	2	3	4	5	6	7	8	9	AB R H RBI BB SO LOB	TOP											
9 David DeJesus, L (1, 8) OBP: 0.358, SLG: 0.371	P5		K		F7		K		K	5 0 0 0 0 3 1	Kansas City Royals @ Cleveland Indians Jacobs Field, Cleveland, OH Sat Sep 18 2004, 7:05 PM EDT Att: 17,848 - Sunny - 64 F											
4 Angel Berroa, R (1, 6) OBP: 0.316, SLG: 0.400	K2-3			2B	F8		2H		G5-3	5 1 3 1 0 1 0												
Abraham Nunez, S (1, 9) OBP: 0.312, SLG: 0.369	F9			2H	F8		SAFE			4 1 1 1 0 1 2												
Ken Harvey, R (1, 3) OBP: 0.338, SLG: 0.421 Matt Stairs, L (8, 3) OBP: 0.335, SLG: 0.439		F8		2H	K				FC6-5	4 0 2 1 0 1 1 0 0 0 0 0 0 0												
Joe Randa, R (1, 5) OBP: 0.351, SLG: 0.409				FC6-4					FC6-5	3 2 0 0 1 0 2												
14 John Buck, R (1, 10) OBP: 0.282, SLG: 0.425		BB		1-2					WP	4 2 2 2 0 1 1												
Desi Relaford, S (1, 7) OBP: 0.307, SLG: 0.319				HR					2B	4 0 0 0 0 3 2												
Alberto Castillo, R (1, 2) OBP: 0.365, SLG: 0.405				BB					G4-3	3 0 0 0 1 1 0												
Donnie Murphy, R (1, 4) OBP: 0.250, SLG: 0.250									G6-3	4 1 1 0 0 1 1												
Inning Stats	R: 0 E: 0 K: 1 S: 7	H: 0 LOB: 0 BB: 0 P: 12	R: 0 E: 0 K: 1 S: 17	H: 0 LOB: 1 BB: 1 P: 26	R: 0 E: 0 K: 2 S: 8	H: 0 LOB: 0 BB: 0 P: 11	R: 4 E: 0 K: 2 S: 20	H: 4 LOB: 1 BB: 1 P: 38	R: 0 E: 0 K: 1 S: 14	H: 1 LOB: 0 BB: 0 P: 24	R: 0 E: 0 K: 1 S: 6	H: 0 LOB: 0 BB: 0 P: 11	R: 1 E: 0 K: 2 S: 12	H: 2 LOB: 1 BB: 0 P: 15	R: 2 E: 0 K: 1 S: 15	H: 2 LOB: 0 BB: 0 P: 20	R: 0 E: 0 K: 1 S: 7	H: 0 LOB: 0 BB: 0 P: 14	1B: 3 2B: 5 HR: 1	SF: 0 SAC: 0 DP: 0 HBP: 0	WP: 1 PB: 1 SB: 1 CS: 0	PA: 38
PITCHER	IP WLS BF H R ER SO BB IBB HBP BLK WP HR S P ERA WHIP											IP WLS BF H R ER SO BB IBB HBP BLK WP HR S P ERA WHIP										
31 Cliff Lee, L (1, 1) ERA: 5.63	4.0 L 18 4 4 4 6 2 0 0 0 0 0 1 52 87 9.00 1.500																					
Jeremy Guthrie, R (5, 1) ERA: 5.0	2.2 11 3 1 1 3 0 0 0 0 0 0 0 29 47 3.38 1.125																					
Jason Davis, R (7, 1) ERA: 5.69	1.1 6 2 2 1 2 0 0 0 0 0 1 0 18 23 6.75 1.500																					
Rick White, R (9, 1) ERA: 5.16	1.0 3 0 0 0 1 0 0 0 0 0 0 0 7 14 0.00 0.000																					

Batter	1	2	3	4	5	6	7	8	9	AB R H RBI BB SO LOB	BOTTOM											
Coco Crisp, S (1, 8) OBP: 0.332, SLG: 0.440	L7		K		P6				P5	4 0 0 0 0 1 2	Kansas City Royals @ Cleveland Indians Jacobs Field, Cleveland, OH Sat Sep 18 2004, 7:05 PM EDT Att: 17,848 - Sunny - 64 F											
Matt Lawton, L (1, 7) OBP: 0.396, SLG: 0.426	41 CS		G6-3		P3				G6-3	3 0 0 0 1 0 0												
Ronnie Belliard, R (1, 4) OBP: 0.354, SLG: 0.425	41 CS				G5-3				G6-3	3 0 0 0 1 1 0												
41 Victor Martinez, S (1, 2) OBP: 0.367, SLG: 0.514	G6-3		P4		L5				1B	4 0 1 0 0 0 2												
Casey Blake, R (1, 5) OBP: 0.353, SLG: 0.494									K	3 1 1 0 1 2 1												
48 Travis Hafner, L (1, 10) OBP: 0.413, SLG: 0.589					L3				K	2 0 0 0 2 1 2												
Josh Phelps, R (1, 3) OBP: 0.307, SLG: 0.434									BB	4 0 2 0 0 1 2												
Ryan Ludwick, R (1, 9) OBP: 0.320, SLG: 0.409					F8				F8	4 0 0 0 0 1 6												
John McDonald, R (1, 6) OBP: 0.245, SLG: 0.356					L7				F8	3 0 0 0 0 0 3												
Inning Stats	R: 0 E: 0 K: 0 S: 11	H: 0 LOB: 1 BB: 2 P: 21	R: 1 E: 1 K: 2 S: 13	H: 1 LOB: 2 BB: 2 P: 26	R: 0 E: 0 K: 1 S: 6	H: 0 LOB: 0 BB: 0 P: 11	R: 0 E: 0 K: 1 S: 8	H: 1 LOB: 1 BB: 0 P: 16	R: 0 E: 0 K: 0 S: 6	H: 0 LOB: 0 BB: 0 P: 9	R: 0 E: 0 K: 1 S: 6	H: 0 LOB: 0 BB: 0 P: 13	R: 0 E: 0 K: 0 S: 5	H: 0 LOB: 1 BB: 1 P: 15	R: 0 E: 0 K: 0 S: 9	H: 0 LOB: 0 BB: 0 P: 14	R: 0 E: 0 K: 2 S: 15	H: 2 LOB: 2 BB: 0 P: 20	1B: 2 2B: 2 HR: 0	SF: 0 SAC: 0 DP: 0 HBP: 0	WP: 0 PB: 0 SB: 0 CS: 2	PA: 35
PITCHER	IP WLS BF H R ER SO BB IBB HBP BLK WP HR S P ERA WHIP											IP WLS BF H R ER SO BB IBB HBP BLK WP HR S P ERA WHIP										
41 Jimmy Gobble, L (1, 1) ERA: 5.32	7.0 W 27 2 1 1 5 5 0 0 0 0 0 0 55 111 1.29 1.000																					
D.J. Carrasco, R (8, 1) ERA: 3.51	1.0 3 0 0 0 0 0 0 0 0 0 0 0 9 14 0.00 0.000																					
Mike MacDougal, R (9, 1) ERA: 7.11	1.0 5 2 0 0 2 0 0 0 0 0 0 0 15 20 0.00 2.000																					

AB	36
R	7
H	9
RBI	5
BB	2
SO	12
LOB	10

AB	30
R	1
H	4
RBI	0
BB	5
SO	7
LOB	18



Batter	1	2	3	4	5	6	7	8	9	AB	R	H	RBI	BB	SO	LOB	TOP										
9 David DeJesus, L (1, 8) OBP: 0.361, SLG: 0.374 Dee Brown, L (8, 7) OBP: 0.290, SLG: 0.367	2-1 CS 1B		0-0 SH1-3 1-2		2-2 1B		0-1 FC4-6 1-2		1-1 G4-3 2-3	3	0	2	0	0	0	1	Kansas City Royals @ Cleveland Indians Jacobs Field, Cleveland, OH Sun Sep 19 2004, 1:05 PM EDT Att: 16,745 - Sunny - 61 F										
4 Angel Berroa, R (1, 6) OBP: 0.313, SLG: 0.397 Calvin Pickering, L (8, 3) OBP: 0.322, SLG: 0.456	1-3 SAFE K		1-2 G6-3 2-3		2-3 K		2-2 F9		2-3 K	4	0	0	0	0	2	4											
Abraham Nunez, S (1, 9) OBP: 0.317, SLG: 0.368	2-3 K 1-2		4-1 BB		4-2 BB BB		0-1 G5-3 1B		2-3 K	3	0	1	0	2	2	2											
Matt Stairs, L (1, 3) OBP: 0.336, SLG: 0.446 Wilton Guerrero, S (8, 6) OBP: 0.219, SLG: 0.281		3-2 HR	1-0 G3		4-2 BB 1-2 BB		2-2 G5-3 1-2			3	1	1	1	1	0	3											
Joe Randa, R (1, 10) OBP: 0.348, SLG: 0.405		0-2 G5-3		2-1 F7		1-3 K		2-2 K	4	0	0	0	0	2	3												
Desi Relaford, S (1, 5) OBP: 0.304, SLG: 0.315		2-3 K		3-1 G5-3		0-0 F8		2-1 L6	4	0	0	0	0	1	3												
14 John Buck, R (1, 2) Paul Phillips, R (8, 2) OBP: 0.667, SLG: 0.500		2-0 2B 1B		1-3 K		2-3 K			1-1 2B HBP	3	0	1	0	0	2	2											
Ruben Gotay, S (1, 4) OBP: 0.331, SLG: 0.355	1 SAFE 1 SAFE 1 SAFE 1 SAFE 2B		2-2 K 1-H		1-2 F8		2-1 G4-3		0-0 2B 1B	4	1	2	0	0	0	0											
Alexis Gomez, L (1, 7) OBP: 0.300, SLG: 0.316			1-2 4 9 G6-3 SH1-3 1B		2-3 K2-3		0-1 9 FC4-6 1B		2-2 G4-3 1-H 2-H 2B	4	0	3	2	0	1	0											
Inning Stats	R: 0 E: 0 K: 2 S: 9	H: 1 LOB: 1 BB: 0 P: 13	R: 1 E: 0 K: 1 S: 16	H: 3 LOB: 2 BB: 0 P: 25	R: 0 E: 0 K: 0 S: 10	H: 1 LOB: 2 BB: 1 P: 17	R: 0 E: 0 K: 1 S: 7	H: 0 LOB: 0 BB: 0 P: 13	R: 0 E: 0 K: 2 S: 21	H: 1 LOB: 1 BB: 0 P: 28	R: 0 E: 0 K: 2 S: 14	H: 0 LOB: 2 BB: 2 P: 25	R: 0 E: 0 K: 1 S: 14	H: 1 LOB: 1 BB: 0 P: 18	R: 0 E: 0 K: 1 S: 10	H: 1 LOB: 1 BB: 0 P: 16		R: 2 E: 0 K: 2 S: 13	H: 2 LOB: 1 BB: 0 P: 21	1B: 7 2B: 3 3B: 0 HR: 1	SF: 0 SAC: 1 DP: 1 HBP: 1	WP: 0 PB: 0 SB: 0 CS: 1	PA: 39				
PITCHER	IP	WLS	BF	H	R	ER	SO	BB	IBB	HBP	BLK	WP	HR	S	P	ERA	WHIP										
Kyle Denney, R (1, 1) ERA: 9.72	5.0	W	20	6	1	1	6	1	0	0	0	0	1	63	96	1.80	1.400										
David Riske, R (8, 1) ERA: 3.88	1.0		5	0	0	0	2	2	0	0	0	0	0	14	25	0.00	2.000										
63 Rafael Betancourt, R (7, 1) ERA: 4.08	1.0		4	1	0	0	0	0	0	0	0	0	0	14	18	0.00	1.000										
Bob Howry, R (8, 1) ERA: 2.15	1.0		4	1	0	0	1	0	0	0	0	0	0	10	16	0.00	1.000										
Bob Wickman, R (9, 1) ERA: 4.18	1.0		6	2	2	2	2	0	0	1	0	0	0	13	21	18.00	2.000										

Batter	1	2	3	4	5	6	7	8	9	AB	R	H	RBI	BB	SO	LOB	BOTTOM										
Matt Lawton, L (1, 9) OBP: 0.368, SLG: 0.428	1-2 G3		2-2 48 1B 1B	4-1 BB		3-2 2B		2-2 F8		4	1	2	1	1	0	0	Kansas City Royals @ Cleveland Indians Jacobs Field, Cleveland, OH Sun Sep 19 2004, 1:05 PM EDT Att: 16,745 - Sunny - 61 F										
Omar Vizquel, S (1, 6) OBP: 0.354, SLG: 0.396	1-3 K		3-2 48 1B HR	0-0 G5-3		4-2 48 G4-6-3 BB		0-2 G6-3	4	1	1	1	1	1	2												
48 Travis Hafner, L (1, 10) OBP: 0.414, SLG: 0.594	0-0 G6-3		2-1 3-H HR		1-2 2-H 2B	0-1 G4-6-3		2-0 2B	5	2	3	1	0	0	2												
Casey Blake, R (1, 5) OBP: 0.351, SLG: 0.492		3-2 F8	2-2 F8		1-1 E4 F8 2-H 1B	2-2 F7		3-3 K	5	0	1	0	0	1	3												
Ben Broussard, L (1, 3) OBP: 0.365, SLG: 0.464		0-1 L5	0-0 1-H 2-H HR		2-1 F8	0-0 24 E 3B			4	2	2	3	0	0	1												
Coco Crisp, S (1, 7) OBP: 0.331, SLG: 0.437		4-2 BB	3-2 G5-3		0-0 P4	1-1 G6-3			3	0	0	0	1	0	2												
24 Grady Sizemore, L (1, 8) OBP: 0.299, SLG: 0.323		2-3 K		1-0 G4-3	1-3 K	2-0 E7 1B			4	0	1	1	0	2	2												
Josh Bard, S (1, 2) OBP: 0.429, SLG: 0.500			1-0 1B WP 1B	3-2 G5-3		2-0 PB 2B 2B			3	2	2	0	1	0	0												
Brandon Phillips, R (1, 4) OBP: 0.250, SLG: 0.500			0-0 F8	3-1 2B		2-3 K			4	0	1	0	0	2	4												
Inning Stats	R: 0 E: 0 K: 1 S: 7	H: 0 LOB: 0 BB: 0 P: 9	R: 0 E: 0 K: 1 S: 14	H: 0 LOB: 1 BB: 1 P: 23	R: 5 E: 0 K: 0 S: 23	H: 5 LOB: 0 BB: 0 P: 36	R: 0 E: 0 K: 0 S: 8	H: 1 LOB: 2 BB: 1 P: 19	R: 1 E: 1 K: 1 S: 11	H: 2 LOB: 1 BB: 0 P: 16	R: 1 E: 0 K: 1 S: 13	H: 2 LOB: 2 BB: 1 P: 24	R: 1 E: 1 K: 1 S: 13	H: 2 LOB: 2 BB: 1 P: 22	R: 0 E: 0 K: 1 S: 11	H: 1 LOB: 1 BB: 0 P: 18		1B: 6 2B: 5 3B: 1 HR: 1	SF: 0 SAC: 0 DP: 1 HBP: 0	WP: 1 PB: 1 SB: 0 CS: 0	PA: 40						
PITCHER	IP	WLS	BF	H	R	ER	SO	BB	IBB	HBP	BLK	WP	HR	S	P	ERA	WHIP										
Denny Bautista, R (1, 1) ERA: 12.23	4.0	L	22	8	6	6	2	2	0	0	0	0	1	57	94	13.50	2.500										
Chris George, L (5, 1) ERA: 7.89	2.0		8	2	1	1	2	1	0	0	0	0	0	19	33	4.50	1.500										
Matt Kinney, R (7, 1) ERA: 6.39	1.0		6	2	1	1	1	1	0	0	0	0	0	13	22	9.00	3.000										
Jimmy Serrano, R (8, 1) ERA: 4.83	1.0		4	1	0	0	1	0	0	0	0	0	0	11	18	0.00	1.000										



Batter	1	2	3	4	5	6	7	8	9	AB	R	H	RBI	BB	SO	LOB	TOP								
Ronnie Belliard, R OBP: 0.391, SLG: 0.421	G6-3		F9		FC4-6		F8		L9	5	0	0	0	0	0	5	Cleveland Indians @ Detroit Tigers Comerica Park, Detroit, MI Mon Sep 20 2004, 7:05 PM EDT Att: 13,820 - Sunny - 73 F								
Coco Crisp, S OBP: 0.334, SLG: 0.438	K			G6-3		41 FC6-4 WP 1B		41 E 48 1B 1B	4	1	2	0	1	1	0										
Casey Blake, R OBP: 0.352, SLG: 0.490	1B			G6-3		41 FC6-4 BB		F7	4	0	1	0	1	0	2										
41 Victor Martinez, S OBP: 0.366, SLG: 0.511		G1-3			HBP		FC6-4 G6-4-3	E5 48 1B BB	3	0	0	0	0	0	3										
Josh Phelps, R OBP: 0.305, SLG: 0.430		G5-3			F9		G6-4-3		3	0	0	0	0	0	3										
48 Travis Hafner, L OBP: 0.415, SLG: 0.594									1	0	1	1	0	0	0										
Lou Marloni, R OBP: 0.343, SLG: 0.426									0	0	0	0	0	0	0										
Ryan Ludwick, R OBP: 0.310, SLG: 0.423		G5-3							4	0	1	0	0	1	2										
Ben Broussard, L OBP: 0.368, SLG: 0.473									3	0	2	0	1	0	1										
2 Jhonny Peralta, R OBP: 0.333, SLG: 0.333									3	0	1	0	0	1	2										
Omar Vizquel, S OBP: 0.354, SLG: 0.395									1	0	0	0	0	0	3										
24 Grady Sizemore, L OBP: 0.297, SLG: 0.313				P4					3	0	0	0	1	1	3										
Inning Stats	R: 0 E: 0 K: 1 S: 13	H: 1 LOB: 1 BB: 0 P: 19	R: 0 E: 0 K: 0 S: 7	H: 0 LOB: 0 BB: 0 P: 10	R: 0 E: 0 K: 1 S: 7	H: 1 LOB: 1 BB: 0 P: 10	R: 0 E: 0 K: 0 S: 8	H: 0 LOB: 1 BB: 0 P: 13	R: 0 E: 0 K: 1 S: 20	H: 2 LOB: 2 BB: 0 P: 26	R: 0 E: 0 K: 0 S: 10	H: 1 LOB: 2 BB: 1 P: 19	R: 0 E: 0 K: 0 S: 14	H: 1 LOB: 2 BB: 1 P: 24	R: 1 E: 1 K: 1 S: 15	H: 2 LOB: 3 BB: 1 P: 30	R: 0 E: 0 K: 0 S: 9	H: 0 LOB: 1 BB: 1 P: 14	1B: 5 2B: 2 3B: 1 HR: 0	SF: 0 SAC: 0 DP: 1 HBP: 1	WP: 1 PB: 0 SB: 0 CS: 0	PA: 39			
PITCHER	IP	WLS	BF	H	R	ER	SO	BB	IBB	HBP	BLK	WP	HR	S	P	ERA	WHIP								
Mike Maroth, L ERA: 4.23	(1, 1)	6.2	W	27	6	0	0	3	2	0	1	0	0	74	114	0.00	1.200								
Al Levine, R ERA: 4.51	(7, 1)	0.2	H	4	1	1	1	0	0	0	0	0	0	13	21	13.50	1.500								
Jamie Walker, L ERA: 3.21	(8, 1)	0.1	H	3	1	0	0	1	1	0	0	0	0	5	12	0.00	6.000								
Esteban Yan, R ERA: 3.88	(8, 1)	1.1	S	5	0	0	0	0	1	0	0	0	0	11	18	0.00	0.750								

Batter	1	2	3	4	5	6	7	8	9	AB	R	H	RBI	BB	SO	LOB	BOTTOM								
20 Omar Infante, R OBP: 0.324, SLG: 0.454	HR 1B			P2		F9		G6-3		4	1	1	0	0	1	Cleveland Indians @ Detroit Tigers Comerica Park, Detroit, MI Mon Sep 20 2004, 7:05 PM EDT Att: 13,820 - Sunny - 73 F									
Bobby Higginson, L OBP: 0.320, SLG: 0.382	F9								3	0	0	0	1	2	3										
Ivan Rodriguez, R OBP: 0.386, SLG: 0.509	F9			G5-3		L7			4	0	0	0	0	1	3										
Dmitri Young, S OBP: 0.345, SLG: 0.496	HR			P4					3	1	2	2	0	0	0										
Craig Monroe, R OBP: 0.336, SLG: 0.486	1B					F8			4	0	3	0	0	0	1										
Carlos Pena, L OBP: 0.343, SLG: 0.480	K								2	0	0	0	2	1	2										
15 Brandon Inge, R OBP: 0.351, SLG: 0.459		G6-3				HR		K	4	1	1	1	0	1	4										
Jason Smith, L OBP: 0.298, SLG: 0.504						E4 SH1-3		F7	4	0	1	0	0	1	2										
Nook Logan, S OBP: 0.328, SLG: 0.328									3	0	0	0	0	2	1										
Inning Stats	R: 2 E: 0 K: 1 S: 15	H: 3 LOB: 1 BB: 0 P: 22	R: 0 E: 0 K: 2 S: 17	H: 1 LOB: 2 BB: 0 P: 28	R: 0 E: 0 K: 0 S: 16	H: 1 LOB: 1 BB: 0 P: 21	R: 1 E: 1 K: 0 S: 16	H: 1 LOB: 2 BB: 1 P: 23	R: 0 E: 0 K: 1 S: 12	H: 1 LOB: 2 BB: 1 P: 20	R: 0 E: 0 K: 1 S: 9	H: 0 LOB: 0 BB: 0 P: 16	R: 0 E: 0 K: 1 S: 7	H: 1 LOB: 2 BB: 1 P: 13	R: 0 E: 0 K: 2 S: 7		H: 0 LOB: 0 BB: 0 P: 8	R: 0 E: 0 K: 0 S: 7	H: 0 LOB: 0 BB: 0 P: 8	1B: 5 2B: 0 3B: 1 HR: 2	SF: 0 SAC: 1 DP: 0 HBP: 2	WP: 0 PB: 0 SB: 0 CS: 2	PA: 37		
PITCHER	IP	WLS	BF	H	R	ER	SO	BB	IBB	HBP	BLK	WP	HR	S	P	ERA	WHIP								
Scott Elarton, R ERA: 6.27	(1, 1)	5.0	L	26	7	3	3	4	2	0	1	0	0	76	114	5.40	1.800								
Fernando Cabrera, R ERA: 4.5	(6, 1)	1.0		3	0	0	0	1	0	0	0	0	0	9	16	0.00	0.000								
59 Matt Miller, R ERA: 3.42	(7, 1)	0.1		3	1	0	0	1	0	0	1	0	0	5	6	0.00	3.000								
Cliff Bartosh, L ERA: 5.51	(7, 1)	0.1		1	0	0	0	0	1	0	0	0	0	1	5	0.00	3.000								
Jake Robbins, R ERA:	(7, 1)	0.1		1	0	0	0	0	0	0	0	0	0	1	2	0.00	0.000								
PITCHER	IP	WLS	BF	H	R	ER	SO	BB	IBB	HBP	BLK	WP	HR	S	P	ERA	WHIP								
David Riske, R ERA: 3.82	(8, 1)	1.0		3	0	0	0	2	0	0	0	0	0	7	8	0.00	0.000								

Batter	1	2	3	4	5	6	7	8	9	AB	R	H	RBI	BB	SO	LOB	TOP					
24 Grady Sizemore, L OBP: 0.293, SLG: 0.307	F9		F8 BB		F9		G1-3	K		5	0	1	1	0	1	1	Cleveland Indians @ Detroit Tigers Comerica Park, Detroit, MI Tue Sep 21 2004, 7:05 PM EDT Att: 11,351 - Sunny - 78 F					
Coco Crisp, S OBP: 0.337, SLG: 0.439	1B		SF9		F9		1B		SH3-4 BB	3	1	2	1	1	0	0						
48 Travis Hafner, L OBP: 0.416, SLG: 0.593 Ernie Young, R OBP: 1.000, SLG: 1.000 (6, FH) John McDonald, R OBP: 0.245, SLG: 0.356 (9, FH)	L8		FC4-6		G5-4-3		1B		SH3-4	1	0	0	0	1	0	1						
41 Victor Martinez, S OBP: 0.363, SLG: 0.506	F8		F8		G5-4-3		K		F8	5	0	0	0	0	1	7						
Matt Lawton, L OBP: 0.370, SLG: 0.432		K	FC4-6							4	2	2	0	1	1	2						
Casey Blake, R OBP: 0.354, SLG: 0.490	F9				G6-3		HR		FC6	4	2	2	1	1	0	1						
Ben Broussard, L OBP: 0.369, SLG: 0.483	G3				G6-3		HR		FC6	5	1	2	5	0	1	3						
2 Jhonny Peralta, R OBP: 0.286, SLG: 0.286			BB		L9		F9		K	4	1	1	0	0	1	1						
Brandon Phillips, R OBP: 0.250, SLG: 0.286			BB				G2-3		K	3	1	0	0	1	1	1						
Inning Stats	R: 0 E: 0 K: 0 S: 9	H: 1 LOB: 1 BB: 0 P: 14	R: 0 E: 0 K: 1 S: 10	H: 0 LOB: 0 BB: 0 P: 15	R: 2 E: 0 K: 0 S: 26	H: 2 LOB: 2 BB: 2 P: 42	R: 0 E: 0 K: 0 S: 4	H: 1 LOB: 0 BB: 0 P: 8	R: 0 E: 0 K: 0 S: 5	H: 0 LOB: 0 BB: 0 P: 8	R: 3 E: 0 K: 0 S: 13	H: 3 LOB: 0 BB: 1 P: 29	R: 0 E: 0 K: 1 S: 16	H: 2 LOB: 2 BB: 0 P: 24	R: 2 E: 1 K: 3 S: 15	H: 2 LOB: 1 BB: 0 P: 25	R: 1 E: 0 K: 1 S: 12	H: 1 LOB: 2 BB: 2 P: 25	1B: 8 2B: 3 3B: 0 HR: 1	SF: 1 SAC: 1 DP: 2 HBP: 0	WP: 0 PB: 0 SB: 0 CS: 0	PA: 43
PITCHER	IP	WLS	BF	H	R	ER	SO	BB	IBB	HBP	BLK	WP	HR	S	P	ERA	WHIP					
Gary Knotts, R ERA: 5.65	(1, 1)	5.0	20	4	2	2	1	2	0	0	0	0	0	54	87	3.60	1.200					
Steve Colyer, L ERA: 7.14	(6, 1)	0.2	5	3	3	3	0	1	0	0	0	0	1	10	23	40.50	6.000					
Roberto Novoa, R ERA: 6.5	(6, 1)	1.1	H	6	2	0	1	0	0	0	0	0	0	19	30	0.00	1.500					
Jamie Walker, L ERA: 3.21	(8, 1)	0.0	B	3	2	0	0	0	0	0	0	0	0	5	8	∞	∞					
Esteban Yan, R ERA: 3.6	(8, 1)	2.0	L	9	1	1	4	1	1	0	0	0	0	22	42	4.50	1.000					

AB 36
R 8
H 12
RBI 8
BB 5
SO 6
LOB 17



Batter	1	2	3	4	5	6	7	8	9	AB	R	H	RBI	BB	SO	LOB	BOTTOM					
20 Omar Infante, R OBP: 0.327, SLG: 0.456	S		PB		G4-3			K		5	1	3	1	0	1	0	Cleveland Indians @ Detroit Tigers Comerica Park, Detroit, MI Tue Sep 21 2004, 7:05 PM EDT Att: 11,351 - Sunny - 78 F					
15 Brandon Inge, R OBP: 0.351, SLG: 0.457	F8		PB		K2-3		G5-4-3		K	4	1	1	0	0	1	1						
Ivan Rodriguez, R OBP: 0.386, SLG: 0.514 Nook Logan, S OBP: 0.328, SLG: 0.328 (9, PR)	K		F8				G5-4-3		E6	5	1	2	2	0	1	4						
Dmitri Young, S OBP: 0.343, SLG: 0.491 Eric Munson, L OBP: 0.300, SLG: 0.458 (7, FH)	K		L9				K		FC6-4	3	0	0	0	0	2	3						
Craig Monroe, R OBP: 0.333, SLG: 0.481		G6-3	F8		G4-3		G5-4-3		G3	4	0	0	0	0	0	3						
Carlos Pena, L OBP: 0.344, SLG: 0.477	G3		G4-3				G5-4-3		FC6-4	2	1	0	0	2	0	1						
33 Marcus Thames, R OBP: 0.317, SLG: 0.483							S			4	1	2	3	1	0	1						
Jason Smith, L OBP: 0.289, SLG: 0.488	K				E4		K		F7	4	1	0	0	0	2	2						
28 Curtis Granderson, L OBP: 0.167, SLG: 0.250			PB		G3				F7	4	1	1	0	0	2	1						
Inning Stats	R: 0 E: 0 K: 2 S: 9	H: 1 LOB: 1 BB: 0 P: 13	R: 0 E: 0 K: 1 S: 8	H: 0 LOB: 1 BB: 1 P: 14	R: 3 E: 0 K: 0 S: 8	H: 3 LOB: 1 BB: 0 P: 15	R: 2 E: 1 K: 1 S: 12	H: 1 LOB: 0 BB: 0 P: 19	R: 2 E: 0 K: 2 S: 16	H: 2 LOB: 1 BB: 1 P: 28	R: 0 E: 0 K: 1 S: 8	H: 2 LOB: 1 BB: 0 P: 12	R: 0 E: 0 K: 0 S: 6	H: 0 LOB: 1 BB: 2 P: 14	R: 0 E: 0 K: 1 S: 9	H: 0 LOB: 0 BB: 0 P: 15	R: 0 E: 1 K: 1 S: 8	H: 0 LOB: 1 BB: 0 P: 16	1B: 4 2B: 3 3B: 1 HR: 1	SF: 0 SAC: 0 DP: 2 HBP: 1	WP: 0 PB: 1 SB: 2 CS: 0	PA: 41
PITCHER	IP	WLS	BF	H	R	ER	SO	BB	IBB	HBP	BLK	WP	HR	S	P	ERA	WHIP					
Francisco Cruzeta, R ERA: 9.0	(1, 1)	4.0	20	5	5	4	4	1	0	1	0	0	0	16	28	18.00	3.000					
Rick White, R ERA: 5.33	(5, 1)	1.0	6	2	2	2	2	1	0	0	0	0	0	14	26	0.00	2.000					
59 Matt Miller, R ERA: 3.25	(6, 1)	2.0	8	2	0	0	1	2	0	0	0	0	0	9	15	0.00	0.000					
Bob Howry, R ERA: 2.09	(8, 1)	1.0	W	3	0	0	0	1	0	0	0	0	0	8	16	0.00	0.000					
Bob Wickman, R ERA: 4.01	(9, 1)	1.0	S	4	0	0	0	1	0	0	0	0	0	8	16	0.00	0.000					

AB 36
R 7
H 9
RBI 6
BB 4
SO 9
LOB 17



Batter	1	2	3	4	5	6	7	8	9	AB	R	H	RBI	BB	SO	LOB	TOP								
Ronnie Belliard, R (1, 4) OBP: 0.349, SLG: 0.419	G6-3		P4		FC5-4		1B 2B BB	FC6-4		3	0	0	0	0	0	2	Cleveland Indians @ Detroit Tigers Comerica Park, Detroit, MI Wed Sep 22 2004, 7:05 PM EDT Att: 16,360 - Sunny - 80 F								
Ernie Young, R (7, PH) OBP: 1.000, SLG: 1.000										0	0	0	0	1	0	0									
John McDonald, R (7, PR) OBP: 0.242, SLG: 0.352										1	1	0	0	0	0	2									
Coco Crisp, S (1, 8) OBP: 0.337, SLG: 0.439	F8		CS	G6-3		G1-4-3 1B	2B 1B	G6-3		5	1	2	1	0	0	0									
Matt Lawton, L (1, 7) OBP: 0.370, SLG: 0.433	G3-1			G4-3		G1-4-3 1-2f	4-1 WP 1-H 2-H	BB BB		4	0	1	2	1	0	1									
41 Victor Martinez, S (1, 2) OBP: 0.362, SLG: 0.502		G5-3		K		F8	FC5-4 BB	F8		4	0	0	0	1	1	1									
Casey Blake, R (1, 5) OBP: 0.354, SLG: 0.487		L6			K		BB FC5-4	BB		3	1	0	0	2	1	2									
Ben Broussard, L (1, 3) OBP: 0.369, SLG: 0.481		1B		HR HBP			1-3 SAFE	G4-3 K		4	1	1	0	0	2	3									
Josh Phelps, R (1, 10) OBP: 0.307, SLG: 0.438		F7		HR			4-2 SAFE	K 2B BB		3	2	1	2	1	1	1									
Ryan Ludwick, R (1, 9) OBP: 0.333, SLG: 0.433			G6-3		FC5-4 1B		0-2 SAFE	K 1B		4	0	2	0	0	1	2									
2 Johnny Peralta, R (1, 6) OBP: 0.455, SLG: 0.500			CS BB		K		1-2 SAFE	1B 2B		3	1	2	2	1	1	1									
Inning Stats	R: 0 E: 0 K: 0 S: 3	H: 0 LOB: 0 BB: 0 P: 6	R: 0 E: 0 K: 0 S: 11	H: 1 LOB: 1 BB: 0 P: 15	R: 0 E: 0 K: 0 S: 6	H: 0 LOB: 0 BB: 1 P: 10	R: 0 E: 0 K: 1 S: 10	H: 0 LOB: 0 BB: 0 P: 15	R: 2 E: 0 K: 2 S: 13	H: 2 LOB: 1 BB: 0 P: 20	R: 0 E: 0 K: 0 S: 8	H: 1 LOB: 0 BB: 0 P: 10	R: 5 E: 1 K: 2 S: 25	H: 3 LOB: 2 BB: 4 P: 45	R: 0 E: 0 K: 1 S: 12	H: 2 LOB: 2 BB: 0 P: 19	R: 0 E: 0 K: 1 S: 14	H: 0 LOB: 0 BB: 2 P: 28	1B: 6 2B: 2 3B: 0 HR: 1	SF: 0 SAC: 0 DP: 1 HBP: 1	WP: 1 PB: 0 SB: 0 CS: 1	PA: 43			
PITCHER	IP	WLS	BF	H	R	ER	SO	BB	IBB	HBP	BLK	WP	HR	S	P	ERA	WHIP								
29 Nate Robertson, L (1, 1) ERA: 4.8	6.0		22	4	2	2	3	1	0	1	0	0	1	51	76	3.00	0.833								
Wilfredo Ledezma, L (7, 1) ERA: 4.47	0.2	L	8	3	5	5	2	3	0	0	0	0	0	22	37	67.50	9.000								
Franklyn German, R (7, 1) ERA: 9.28	1.1		7	2	0	0	1	1	0	0	0	1	0	15	27	0.00	2.250								
John Ennis, R (9, 1) ERA: 7.62	1.0		5	0	0	0	1	2	0	0	0	0	0	14	28	0.00	2.000								

Batter	1	2	3	4	5	6	7	8	9	AB	R	H	RBI	BB	SO	LOB	BOTTOM								
20 Omar Infante, R (1, 6) OBP: 0.323, SLG: 0.451	G4-3	FC6-4		K			K		G6-3	5	0	0	0	0	2	2	Cleveland Indians @ Detroit Tigers Comerica Park, Detroit, MI Wed Sep 22 2004, 7:05 PM EDT Att: 16,360 - Sunny - 80 F								
Bobby Higginson, L (1, 9) OBP: 0.350, SLG: 0.388	E6 1B		G4-3	F7		F8 1B BB		HR		4	1	1	1	1	0	0									
Craig Monroe, R (1, 7) OBP: 0.336, SLG: 0.485	K		2B 1B		2B		1B		G5-3	5	1	3	0	0	1	1									
Dmitri Young, S (1, 10) OBP: 0.346, SLG: 0.496	1B		15 2B 2B		K		F8		DI HR 1B	5	2	3	1	0	1	3									
Carlos Pena, L (1, 3) OBP: 0.345, SLG: 0.482	G4-3		15 2B BB		K		G4-3		HR	4	2	1	2	1	1	5									
Eric Munson, L (1, 5) OBP: 0.299, SLG: 0.457		15 SH2-3 2B	F7		F8				F7 G4-3	5	0	1	0	0	0	3									
15 Brandon Inge, R (1, 2) OBP: 0.351, SLG: 0.458		SH2-3		2B		G6-3		P6		3	0	1	2	0	0	0									
Jason Smith, L (1, 4) OBP: 0.288, SLG: 0.477		G3	G4-3		G4-3			BB		3	0	0	0	1	0	2									
28 Curtis Granderson, L (1, 8) OBP: 0.188, SLG: 0.200		20 FC6-4 BB		G4-3		G5-3		P5		3	0	0	0	1	0	1									
Inning Stats	R: 0 E: 1 K: 1 S: 12	H: 1 LOB: 2 BB: 0 P: 16	R: 0 E: 0 K: 0 S: 11	H: 1 LOB: 2 BB: 1 P: 21	R: 3 E: 0 K: 0 S: 8	H: 3 LOB: 1 BB: 1 P: 17	R: 0 E: 0 K: 1 S: 5	H: 0 LOB: 0 BB: 0 P: 7	R: 0 E: 0 K: 2 S: 9	H: 1 LOB: 1 BB: 0 P: 16	R: 0 E: 0 K: 0 S: 6	H: 0 LOB: 0 BB: 0 P: 10	R: 0 E: 0 K: 1 S: 7	H: 1 LOB: 2 BB: 1 P: 14	R: 0 E: 0 K: 0 S: 10	H: 0 LOB: 1 BB: 1 P: 17	R: 3 E: 0 K: 0 S: 16	H: 3 LOB: 0 BB: 0 P: 26	1B: 4 2B: 4 3B: 0 HR: 2	SF: 0 SAC: 1 DP: 0 HBP: 0	WP: 0 PB: 0 SB: 0 CS: 0	PA: 42			
PITCHER	IP	WLS	BF	H	R	ER	SO	BB	IBB	HBP	BLK	WP	HR	S	P	ERA	WHIP								
37 Jake Westbrook, R (1, 1) ERA: 3.35	7.0	W	32	7	3	3	5	3	0	0	0	0	0	58	101	3.86	1.429								
Bob Howry, R (8, 1) ERA: 2.04	1.0		4	0	0	0	0	1	0	0	0	0	0	10	17	0.00	1.000								
Bob Wickman, R (9, 1) ERA: 4.91	1.0		6	3	3	3	0	0	0	0	0	0	2	16	26	27.00	3.000								

Batter	1	2	3	4	5	6	7	8	9	AB	R	H	RBI	BB	SO	LOB	TOP								
Shannon Stewart, R (1, 10) OBP: 0.379, SLG: 0.450	G4-3		K			BB		FC6-4		4	0	2	2	1	1	0	Minnesota Twins @ Cleveland Indians Jacobs Field, Cleveland, OH Thu Sep 23 2004, 7:05 PM EDT Att: 18,053 - Sunny - 74 F								
20 Lew Ford, R (1, 9) OBP: 0.388, SLG: 0.457	G6-3		K			BB		FC6-4		5	0	2	2	0	1	1									
Tori Hunter, R (1, 8) OBP: 0.330, SLG: 0.473	K				P3	G6-3	G6-3	G6-3		5	0	0	0	0	1	6									
Matthew LeCroy, R (1, 3) OBP: 0.323, SLG: 0.414					G6-3			F9		5	1	2	0	0	1	0									
Corey Koskie, L (1, 5) OBP: 0.338, SLG: 0.494					K			L7		4	0	1	0	1	1	1									
Michael Restovich, R (1, 7) OBP: 0.341, SLG: 0.500 Jose Offerman, S (9, PH) OBP: 0.359, SLG: 0.404						BB		G3-1		4	2	2	0	0	0	3									
Cristian Guzman, S (1, 6) OBP: 0.312, SLG: 0.392						BB		WP		1	1	1	0	0	0	0									
Luis Rivas, R (1, 4) OBP: 0.283, SLG: 0.431 Jason Kubel, L (8, PH) OBP: 0.429, SLG: 0.640 Augie Ojeda, S (8, 4) OBP: 0.400, SLG: 0.500 33 Justin Morneau, L (9, PH) OBP: 0.335, SLG: 0.535						BB		33		5	2	2	0	0	2	4									
Henry Blanco, R (1, 2) OBP: 0.252, SLG: 0.355 Jacque Jones, L (8, PH) OBP: 0.313, SLG: 0.426 Pat Borders, R (8, 2) OBP: 0.253, SLG: 0.341 Terry Liffe, S (9, PH) OBP: 0.349, SLG: 0.513						BB		G3-1		2	0	0	0	1	2	2									
Inning Stats	R: 0 E: 0 K: 1 S: 7	H: 0 LOB: 0 BB: 0 P: 10	R: 0 E: 0 K: 3 S: 11	H: 1 LOB: 2 BB: 1 P: 21	R: 0 E: 0 K: 3 S: 10	H: 0 LOB: 0 BB: 0 P: 14	R: 0 E: 0 K: 1 S: 7	H: 0 LOB: 0 BB: 0 P: 12	R: 2 E: 0 K: 1 S: 16	H: 4 LOB: 2 BB: 1 P: 24	R: 3 E: 0 K: 0 S: 14	H: 5 LOB: 3 BB: 1 P: 25	R: 0 E: 0 K: 1 S: 8	H: 1 LOB: 1 BB: 0 P: 11	R: 1 E: 1 K: 1 S: 12	H: 1 LOB: 1 BB: 0 P: 18		R: 1 E: 0 K: 1 S: 16	H: 2 LOB: 2 BB: 0 P: 20	1B: 12 2B: 2 3B: 0 HR: 0	SF: 1 SAC: 0 DP: 0 HBP: 0	WP: 2 PB: 0 SB: 1 CS: 1	PA: 45		
PITCHER	IP	WLS	BF	H	R	ER	SO	BB	IBB	HBP	BLK	WP	HR	S	P	ERA	WHIP								
31 Cliff Lee, L (1, 1) ERA: 5.7	5.2	W	27	8	5	5	7	3	0	0	0	0	0	58	95	7.94	1.941								
David Riske, L (8, 1) ERA: 3.75	1.1	H	7	3	0	0	1	0	0	0	0	0	0	15	22	0.00	2.250								
Jason Davis, R (8, 1) ERA: 5.64	1.0	H	5	1	1	0	1	0	0	0	0	1	0	12	18	0.00	1.000								
63 Rafael Betancourt, R (9, 1) ERA: 4.14	1.0	S	6	2	1	1	1	0	0	0	0	1	0	16	20	9.00	2.000								

Batter	1	2	3	4	5	6	7	8	9	AB	R	H	RBI	BB	SO	LOB	BOTTOM								
Matt Lawton, L (1, 9) OBP: 0.372, SLG: 0.432	WP	F7				G6-4-3		1B		3	1	1	0	2	0	1	Minnesota Twins @ Cleveland Indians Jacobs Field, Cleveland, OH Thu Sep 23 2004, 7:05 PM EDT Att: 18,053 - Sunny - 74 F								
Omar Vizquel, S (1, 6) OBP: 0.353, SLG: 0.393	F8		G1-3	F6		K		1B		5	0	1	0	0	1	3									
48 Travis Hafner, L (1, 10) OBP: 0.414, SLG: 0.589	1B		K	L5-4				K		5	1	1	0	0	3	4									
Casey Blake, R (1, 5) OBP: 0.356, SLG: 0.488	F8							K		3	2	1	0	2	1	4									
Ben Broussard, L (1, 3) OBP: 0.368, SLG: 0.478	1B		G3					F8		4	0	1	1	0	1	3									
Coco Crisp, S (1, 7) OBP: 0.341, SLG: 0.444	1B							2B		4	1	3	2	0	1	1									
24 Grady Sizemore, L (1, 8) OBP: 0.300, SLG: 0.343	K							K		4	2	2	2	0	2	3									
Josh Bard, S (1, 2) OBP: 0.545, SLG: 1.000								HR		3	2	2	3	1	0	0									
Brandon Phillips, R (1, 4) OBP: 0.333, SLG: 0.400								K		3	0	1	1	1	1	1									
Inning Stats	R: 2 E: 0 K: 1 S: 16	H: 3 LOB: 2 BB: 1 P: 29	R: 0 E: 0 K: 0 S: 5	H: 0 LOB: 1 BB: 1 P: 11	R: 0 E: 0 K: 1 S: 7	H: 0 LOB: 1 BB: 1 P: 14	R: 3 E: 0 K: 0 S: 11	H: 4 LOB: 1 BB: 1 P: 21	R: 2 E: 0 K: 2 S: 13	H: 2 LOB: 0 BB: 0 P: 20	R: 0 E: 0 K: 1 S: 7	H: 0 LOB: 0 BB: 1 P: 15	R: 1 E: 0 K: 2 S: 11	H: 1 LOB: 1 BB: 1 P: 21	R: 1 E: 0 K: 3 S: 15	H: 3 LOB: 2 BB: 0 P: 21		1B: 7 2B: 5 3B: 0 HR: 2	SF: 0 SAC: 0 DP: 3 HBP: 0	WP: 1 PB: 0 SB: 0 CS: 0	PA: 40				
PITCHER	IP	WLS	BF	H	R	ER	SO	BB	IBB	HBP	BLK	WP	HR	S	P	ERA	WHIP								
J.D. Durbin, R (1, 1) ERA: 7.36	3.0	L	19	7	5	5	2	4	0	0	0	0	0	34	67	15.00	3.667								
54 Matt Guerrier, R (4, 1) ERA: 5.69	2.0		8	2	2	2	2	1	0	0	0	0	1	19	33	9.00	1.500								
Aaron Fultz, L (6, 1) ERA: 4.78	2.2		12	4	2	2	5	1	0	0	0	0	1	29	48	6.75	1.875								
Juan Rincon, R (8, 1) ERA: 2.62	0.1		1	0	0	0	1	0	0	0	0	0	0	3	4	0.00	0.000								

Batter	1	2	3	4	5	6	7	8	9	AB	R	H	RBI	BB	SO	LOB	TOP								
Shannon Stewart, R (1.7) OBP: 0.379, SLG: 0.449										5	1	2	1	0	1	2	Minnesota Twins @ Cleveland Indians Jacobs Field, Cleveland, OH Fri Sep 24 2004, 7:05 PM EDT Att: 16,253 - Unknown - 77 F								
Jacque Jones, L (1.9) OBP: 0.316, SLG: 0.432										4	2	2	2	1	0	2									
20 Lew Ford, R (1.8) OBP: 0.390, SLG: 0.461										5	0	3	3	0	1	2									
33 Justin Morneau, L (1.3) OBP: 0.336, SLG: 0.532										5	1	2	0	0	2	4									
Corey Koskie, L (1.5) OBP: 0.338, SLG: 0.491 5 Michael Cuddyer, R (8.5) OBP: 0.342, SLG: 0.433										4	0	1	0	1	1	2									
Jason Kubel, L (1.10) OBP: 0.394, SLG: 0.600										5	0	1	0	0	1	2									
Crstian Guzman, S (1.6) OBP: 0.311, SLG: 0.389										4	1	0	1	1	0	3									
Augie Ojeda, S (1.4) OBP: 0.400, SLG: 0.490										5	2	2	0	0	0	3									
Henry Blanco, R (1.2) OBP: 0.255, SLG: 0.357										4	1	2	1	0	0	1									
Inning Stats	R: 0 E: 0 K: 1 S: 11	H: 1 LOB: 1 BB: 0 P: 18	R: 0 E: 0 K: 1 S: 9	H: 0 LOB: 0 BB: 0 P: 11	R: 1 E: 1 K: 2 S: 16	H: 2 LOB: 2 BB: 1 P: 28	R: 5 E: 0 K: 1 S: 19	H: 5 LOB: 1 BB: 1 P: 37	R: 0 E: 0 K: 0 S: 8	H: 2 LOB: 1 BB: 0 P: 16	R: 0 E: 0 K: 0 S: 6	H: 1 LOB: 1 BB: 0 P: 8	R: 1 E: 0 K: 0 S: 7	H: 1 LOB: 1 BB: 1 P: 16	R: 1 E: 0 K: 1 S: 18	H: 3 LOB: 2 BB: 0 P: 28		R: 0 E: 0 K: 0 S: 8	H: 0 LOB: 0 BB: 0 P: 13	1B: 12 2B: 3 3B: 0 HR: 1	SF: 0 SAC: 0 DP: 1 HBP: 0	WP: 2 PB: 2 SB: 0 CS: 0	PA: 44		
PITCHER	IP	WLS	BF	H	R	ER	SO	BB	IBB	HBP	BLK	WP	HR	S	P	ERA	WHIP								
Kyle Denney, R (1.1) ERA: 11.25	3.2	L	21	8	6	6	4	2	0	0	0	1	0	52	89	14.73	2.727								
Jeremy Guthrie, R (4.1) ERA: 4.63	2.2		12	4	1	1	1	1	0	0	0	1	0	21	41	3.38	1.875								
Jake Robbins, R (7.1) ERA: 5.4	1.1		7	3	1	1	0	0	0	0	0	0	1	18	29	6.75	2.250								
Fernando Cabrera, R (8.1) ERA: 3.38	1.1		4	0	0	0	1	0	0	0	0	0	0	11	16	0.00	0.000								
Batter	1	2	3	4	5	6	7	8	9	AB	R	H	RBI	BB	SO	LOB	BOTTOM								
Coco Crisp, S (1.7) OBP: 0.342, SLG: 0.442										2	0	0	0	2	1	0	Minnesota Twins @ Cleveland Indians Jacobs Field, Cleveland, OH Fri Sep 24 2004, 7:05 PM EDT Att: 16,253 - Unknown - 77 F								
Omar Vizquel, S (1.6) OBP: 0.352, SLG: 0.392										2	0	0	0	1	1	0									
Casey Blake, R (1.5) OBP: 0.355, SLG: 0.492										4	1	1	1	0	2	3									
41 Victor Martinez, S (1.2) OBP: 0.361, SLG: 0.500										4	1	1	0	0	1	1									
Josh Phelps, R (1.3) OBP: 0.309, SLG: 0.444										4	0	2	1	0	1	0									
Ryan Ludwick, R (1.9) OBP: 0.324, SLG: 0.394										3	0	0	0	0	2	2									
Ernie Young, R (1.10) ERA: 2.42 48 Travis Hafner, L (7. PH) OBP: 0.412, SLG: 0.587										2	0	0	0	0	2	2									
24 Grady Sizemore, L (1.8) OBP: 0.298, SLG: 0.333										3	0	0	0	1	0	2									
Brandon Phillips, R (1.4) OBP: 0.267, SLG: 0.308										3	0	0	0	0	0	2									
Inning Stats	R: 0 E: 0 K: 1 S: 11	H: 0 LOB: 1 BB: 1 P: 21	R: 0 E: 0 K: 2 S: 11	H: 0 LOB: 0 BB: 0 P: 14	R: 0 E: 0 K: 1 S: 12	H: 0 LOB: 2 BB: 2 P: 24	R: 1 E: 0 K: 2 S: 10	H: 2 LOB: 2 BB: 1 P: 17	R: 0 E: 0 K: 0 S: 6	H: 0 LOB: 0 BB: 0 P: 7	R: 0 E: 0 K: 0 S: 6	H: 0 LOB: 0 BB: 0 P: 9	R: 0 E: 0 K: 3 S: 13	H: 0 LOB: 0 BB: 1 P: 19	R: 0 E: 0 K: 1 S: 8	H: 1 LOB: 0 BB: 0 P: 14		1B: 1 2B: 3 3B: 0 HR: 1	SF: 0 SAC: 1 DP: 1 HBP: 1	WP: 0 PB: 0 SB: 0 CS: 1	PA: 35				
PITCHER	IP	WLS	BF	H	R	ER	SO	BB	IBB	HBP	BLK	WP	HR	S	P	ERA	WHIP								
Johan Santana, L (1.1) ERA: 2.62	6.0	W	24	2	1	1	6	4	0	1	0	0	0	9	13	0.00	0.000								
28 Jesse Crain, R (7.1) ERA: 2.42	1.0		3	0	0	0	0	0	0	0	0	0	0	9	13	0.00	0.000								
Juan Rincon, R (8.1) ERA: 2.7	1.0		4	1	1	1	3	0	0	0	0	0	1	13	19	9.00	1.000								
36 Joe Nathan, R (9.1) ERA: 1.59	1.0		4	1	0	0	1	0	0	0	0	0	0	8	14	0.00	1.000								

Batter	1	2	3	4	5	6	7	8	9	AB	R	H	RBI	BB	SO	LOB	TOP								
Shannon Stewart, R (1, 7) Jose Offerman, S (8, PH) Michael Restovich, R (8, PR) Michael Restovich, R (8, 7)	L1			P6		BB		2B BB		2	0	0	0	1	0	0	Minnesota Twins @ Cleveland Indians Jacobs Field, Cleveland, OH Sat Sep 25 2004, 7:05 PM EDT Att: 23,541 - Unknown - 66 F								
Jacque Jones, L (1, 10)	K			G2-3		F7		2B 1-H 2-H		4	0	1	2	0	1										
20 Lew Ford, R (1, 8)	F9			G6-3			G6-3	F7		4	0	0	0	0	0	2									
33 Justin Morneau, L (1, 3)		P5			HR			1B	5 BB 1B	4	1	3	1	0	0	0									
Corey Koskie, L (1, 5)	G3-1				5 G1-4-3 BB			F7	K	3	0	0	0	1	1	2									
Jason Kubel, L (1, 9)	K				F9			G1-3	5 BB 1B	4	0	1	0	0	1	2									
5 Michael Cuddyer, R (1, 4)				G5-3				G5-3	G6-4-3 BB	3	0	0	0	1	0	1									
Augie Ojeda, S (1, 6) Tori Hunter, R (9, PH)			F7			K2-3 BB		2B 1B	G6-4-3	2	1	1	0	1	0	0									
Pat Borders, R (1, 2) Matthew LeCroy, R (8, PH) Henry Blanco, R (8, 2)			P4			K2-3		K		1	0	0	0	0	1	1									
										0	0	0	0	0	0	0									
Inning Stats	R: 0 E: 0 K: 1 S: 7	H: 0 LOB: 0 BB: 0 P: 9	R: 0 E: 0 K: 1 S: 9	H: 0 LOB: 0 BB: 0 P: 10	R: 0 E: 0 K: 0 S: 8	H: 0 LOB: 0 BB: 0 P: 12	R: 0 E: 0 K: 0 S: 7	H: 0 LOB: 0 BB: 0 P: 12	R: 1 E: 0 K: 0 S: 13	H: 1 LOB: 0 BB: 1 P: 20	R: 0 E: 0 K: 1 S: 15	H: 0 LOB: 1 BB: 2 P: 23	R: 0 E: 0 K: 0 S: 11	H: 1 LOB: 1 BB: 0 P: 16	R: 2 E: 0 K: 1 S: 12	H: 2 LOB: 2 BB: 1 P: 20	R: 0 E: 0 K: 1 S: 8	H: 2 LOB: 2 BB: 1 P: 13	1B: 4 2B: 1 3B: 0 HR: 1	SF: 0 SAC: 0 DP: 2 HBP: 0	WP: 0 PB: 0 SB: 1 CS: 0	PA: 35			
PITCHER	IP	WLS	BF	H	R	ER	SO	BB	IBB	HBP	BLK	WP	HR	S	P	ERA	WHIP								
Scott Elarton, R (1, 1) Bob Howry, R (8, 1) Bob Wickman, R (9, 1)	7.0		24	2	1	1	3	3	0	0	0	0	1	70	102	1.29	0.714								
	1.0	W	6	2	2	2	1	1	0	0	0	0	0	12	20	18.00	3.000								
	1.0	S	5	2	0	0	1	1	0	0	0	0	0	8	13	0.00	3.000								

AB	30
R	3
H	6
RBI	3
BB	5
SO	5
LOB	13



Batter	1	2	3	4	5	6	7	8	9	AB	R	H	RBI	BB	SO	LOB	BOTTOM								
Matt Lawton, L (1, 9)	F9			G6-3		G4-3		F7		4	0	0	0	0	0	0	Minnesota Twins @ Cleveland Indians Jacobs Field, Cleveland, OH Sat Sep 25 2004, 7:05 PM EDT Att: 23,541 - Unknown - 66 F								
Omar Vizquel, S (1, 6)	G3			41 S BB		BB		G4-3		2	0	0	0	2	0	0									
48 Travis Hafner, L (1, 10) Josh Phelps, R (8, PH)	K			K		F7		HR		3	0	0	0	0	2	2									
41 Victor Martinez, S (1, 2) Lou Merloni, R (8, PR) Josh Bard, S (9, 2)		F7		P4			G3	BB 2B BB		3	0	0	0	1	0	1									
Ben Broussard, L (1, 3)		K			G5-3		K	BB 2B BB		3	1	0	0	1	2	0									
Coco Crisp, S (1, 7)		G6-3				HR		24 HBP 1B 1B 1-H 2-H	2B	4	2	3	3	0	0	0									
Ronnie Belliard, R (1, 4)			G6-3		P6			24 HBP IBB		3	0	1	1	1	0	0									
24 Grady Sizemore, L (1, 8)			G4-3		K			2 FC6 HBP		2	0	0	0	1	1	0									
2 Jhonny Peralta, R (1, 5)			G4-3			G6-3		FC6		4	0	0	0	0	1	5									
										1B: 2 2B: 1 3B: 0 HR: 2	SF: 0 SAC: 0 DP: 0 HBP: 1	WP: 0 PB: 0 SB: 2 CS: 0	PA: 36												
PITCHER	IP	WLS	BF	H	R	ER	SO	BB	IBB	HBP	BLK	WP	HR	S	P	ERA	WHIP								
Brad Radke, R (1, 1) J.C. Romero, L (8, 1) Grant Balfour, R (8, 1)	7.0		27	3	2	2	6	3	0	0	0	0	1	61	110	2.57	0.857								
	0.2	L	8	2	3	3	0	2	1	1	0	0	0	6	23	40.50	6.000								
	0.1		1	0	0	0	0	0	0	0	0	0	0	2	2	0.00	0.000								



Batter	1	2	3	4	5	6	7	8	9	AB	R	H	RBI	BB	SO	LOB	TOP			
Jason Kubel, L (1, 7) OBP: 0.397, SLG: 0.500										4	0	0	0	1	2	3	Minnesota Twins @ Cleveland Indians Jacobs Field, Cleveland, OH Sun Sep 26 2004, 1:05 PM EDT Att: 22,091 - Sunny - 67 F			
Jacque Jones, L (1, 9) OBP: 0.316, SLG: 0.432										5	2	2	2	0	0	2				
20 Lew Ford, R (1, 8) OBP: 0.388, SLG: 0.457										4	1	1	0	1	1	2				
33 Justin Morneau, L (1, 3) OBP: 0.343, SLG: 0.544										5	0	2	2	0	2	2				
Corey Koskie, L (1, 10) OBP: 0.334, SLG: 0.483										4	0	0	1	0	2	3				
5 Michael Cuddyer, R (1, 5) OBP: 0.340, SLG: 0.425										3	0	0	0	1	0	0				
Cristian Guzman, S (1, 6) OBP: 0.311, SLG: 0.388										4	1	1	0	0	1	1				
Augie Ojeda, S (1, 4) OBP: 0.419, SLG: 0.472										2	1	0	0	2	0	1				
Henry Blanco, R (1, 2) OBP: 0.257, SLG: 0.364										3	1	2	1	0	0	0				
Inning Stats	R: 0 E: 0 K: 2 S: 10	H: 1 LOB: 1 BB: 0 P: 19	R: 0 E: 0 K: 1 S: 7	H: 0 LOB: 0 BB: 0 P: 11	R: 3 E: 0 K: 2 S: 19	H: 3 LOB: 1 BB: 1 P: 32	R: 1 E: 0 K: 0 S: 10	H: 1 LOB: 2 BB: 2 P: 27	R: 1 E: 0 K: 0 S: 10	H: 1 LOB: 0 BB: 0 P: 14	R: 0 E: 0 K: 2 S: 6	H: 0 LOB: 0 BB: 0 P: 13	R: 0 E: 0 K: 1 S: 7	H: 0 LOB: 1 BB: 1 P: 16	R: 1 E: 1 K: 0 S: 12	H: 1 LOB: 2 BB: 1 P: 20		1B: 6 2B: 2 3B: 0 HR: 0	SF: 2 SAC: 0 DP: 0 HBP: 0	WP: 1 PB: 0 SB: 2 CS: 0
PITCHER	IP WLS BF H R ER SO BB IBB HBP BLK WP HR S P ERA WHIP																			
Francisco Cruzeta, R (1, 1) ERA: 9.39	3.2 L 19 5 4 4 5 3 0 0 0 0 1 0 44 85 9.82 2.182																			
Rick White, R (4, 1) ERA: 5.29	2.1 9 2 1 1 0 0 0 0 0 0 0 0 18 31 3.86 0.857																			
Cliff Bartosh, L (7, 1) ERA: 5.09	1.1 4 0 0 0 2 0 0 0 0 0 0 0 12 18 0.00 0.000																			
Jason Davis, R (8, 1) ERA: 5.56	1.2 9 1 1 0 1 2 0 0 0 0 0 0 17 31 0.00 1.800																			

Batter	1	2	3	4	5	6	7	8	9	AB	R	H	RBI	BB	SO	LOB	BOTTOM			
Matt Lawton, L (1, 9) OBP: 0.369, SLG: 0.427										3	0	0	0	1	0	1	Minnesota Twins @ Cleveland Indians Jacobs Field, Cleveland, OH Sun Sep 26 2004, 1:05 PM EDT Att: 22,091 - Sunny - 67 F			
Omar Vizquel, S (1, 6) OBP: 0.353, SLG: 0.389									4	0	1	0	0	0	1					
2 Jhonny Peralta, R (9, 6) OBP: 0.333, SLG: 0.357									0	0	0	0	0	0	0					
Casey Blake, R (1, 5) OBP: 0.356, SLG: 0.491									3	0	1	0	1	0	1					
Josh Phelps, R (1, 10) OBP: 0.310, SLG: 0.452									4	0	1	0	0	2	3					
Ben Broussard, L (1, 3) OBP: 0.366, SLG: 0.472									4	0	1	0	0	1	1					
Coco Crisp, S (1, 7) OBP: 0.347, SLG: 0.454										4	2	2	0	0	2					
Josh Bard, S (1, 2) OBP: 0.467, SLG: 0.750										3	0	0	0	1	0	1				
24 Grady Sizemore, L (1, 8) OBP: 0.318, SLG: 0.351										4	0	3	2	0	0	0				
John McDonald, R (1, 4) OBP: 0.237, SLG: 0.344										2	0	0	0	0	3					
Ronnie Belliard, R (7, PH) OBP: 0.349, SLG: 0.417										2	0	0	0	0	1					
Inning Stats	R: 0 E: 0 K: 0 S: 8	H: 0 LOB: 0 BB: 0 P: 12	R: 1 E: 0 K: 1 S: 13	H: 2 LOB: 1 BB: 1 P: 23	R: 0 E: 0 K: 0 S: 7	H: 1 LOB: 1 BB: 1 P: 13	R: 0 E: 0 K: 0 S: 5	H: 0 LOB: 0 BB: 0 P: 8	R: 0 E: 0 K: 0 S: 5	H: 1 LOB: 0 BB: 0 P: 8	R: 0 E: 0 K: 0 S: 8	H: 3 LOB: 2 BB: 0 P: 12	R: 0 E: 0 K: 2 S: 15	H: 1 LOB: 1 BB: 1 P: 24	R: 1 E: 0 K: 0 S: 11	H: 1 LOB: 0 BB: 0 P: 16	1B: 8 2B: 1 3B: 0 HR: 0	SF: 0 SAC: 0 DP: 3 HBP: 0	WP: 1 PB: 0 SB: 1 CS: 0	PA: 36
PITCHER	IP WLS BF H R ER SO BB IBB HBP BLK WP HR S P ERA WHIP																			
Carlos Silva, R (1, 1) ERA: 4.16	7.0 W 28 8 1 1 1 2 0 0 0 0 0 0 59 93 1.29 1.429																			
Juan Rincon, R (8, 1) ERA: 2.67	1.0 4 0 0 0 2 1 0 0 0 0 0 0 15 24 0.00 1.000																			
36 Joe Nathan, R (9, 1) ERA: 1.7	1.0 4 1 1 1 0 0 0 0 0 0 1 0 11 16 9.00 1.000																			

AB	34
R	6
H	8
RBI	6
BB	5
SO	8
LOB	14



Batter	1	2	3	4	5	6	7	8	9	AB	R	H	RBI	BB	SO	LOB	TOP																						
Matt Lawton, L OBP: 0.367, SLG: 0.424 (1, 9)	G4-3		K		F7			F8	BLK 1B BB	4	1	0	0	1	1	3	Cleveland Indians @ Kansas City Royals Kauffman Stadium, Kansas City, MO Mon Sep 27 2004, 7:10 PM CDT Att: 11,544 - Sunny - 72 F																						
Omar Vizquel, S OBP: 0.355, SLG: 0.390 (1, 6)	1B		P5			P5		41 HBP 1B BB	1B	4	2	2	1	1	0	1																							
Ben Broussard, L OBP: 0.366, SLG: 0.471 (1, 3)	41 G4-6-3 1B				F8	G6-3		F7	41 2B 1B	5	1	2	1	0	0	2																							
41 Victor Martinez, S OBP: 0.360, SLG: 0.497 (1, 2)	G4-6-3				G3-1	F7		1B 1B HBP	41 2B 1B	4	1	1	1	0	0	2																							
Casey Blake, R OBP: 0.358, SLG: 0.492 (1, 5)		K			1B			1B 1B	2B 1B	5	0	3	3	0	2	0																							
Coco Crisp, S OBP: 0.347, SLG: 0.453 (1, 7)	G1-3				F7			1B 1B	P6	5	0	2	0	0	0	2																							
Josh Phelps, R OBP: 0.307, SLG: 0.447 (1, 10)			K		G4-3			K	K	4	0	0	0	0	3	4																							
Ronnie Belliard, R OBP: 0.347, SLG: 0.414 (1, 4)			G6-3		P5			F7	G5-3	4	0	0	0	0	0	1																							
24 Grady Sizemore, L OBP: 0.331, SLG: 0.353 (1, 8)								41 HBP 1B BB	K	2	1	1	0	2	1	0																							
Inning Stats	R: 0 E: 0 K: 0 S: 7	H: 2 LOB: 1 BB: 0 P: 10	R: 0 E: 0 K: 2 S: 9	H: 0 LOB: 0 BB: 0 P: 14	R: 0 E: 0 K: 1 S: 12	H: 0 LOB: 1 BB: 1 P: 19	R: 0 E: 0 K: 0 S: 9	H: 1 LOB: 1 BB: 0 P: 14	R: 0 E: 0 K: 0 S: 8	H: 0 LOB: 0 BB: 0 P: 16	R: 0 E: 0 K: 2 S: 9	H: 1 LOB: 1 BB: 0 P: 13	R: 2 E: 0 K: 1 S: 22	H: 3 LOB: 1 BB: 1 P: 40	R: 4 E: 0 K: 1 S: 28	H: 4 LOB: 1 BB: 1 P: 43	1B: 10 2B: 1 3B: 0 HR: 0	SF: 0 SAC: 0 DP: 1 HBP: 1	WP: 0 PB: 0 SB: 1 CS: 0	PA: 42																			
PITCHER	IP	WLS	BF	H	R	ER	SO	BB	IBB	HBP	BLK	WP	HR	S	P	ERA	WHIP	PITCHER				IP	WLS	BF	H	R	ER	SO	BB	IBB	HBP	BLK	WP	HR	S	P	ERA	WHIP	
23 Zack Greinke, R ERA: 3.92	7.0		26	4	0	0	5	2	0	0	0	0	0	63	100	0.00	0.857					7.0		26	4	0	0	5	2	0	0	0	0	0	0	63	100	0.00	0.857
Jaime Cerda, L ERA: 2.79	0.2	L	5	1	2	2	0	1	0	1	0	0	0	12	25	27.00	3.000					0.2	L	5	1	2	2	0	1	0	1	0	0	12	25	27.00	3.000		
D.J. Carrasco, R ERA: 3.58	0.1	B	3	2	0	0	1	0	0	0	0	0	0	10	15	0.00	6.000					0.1	B	3	2	0	0	1	0	0	0	0	0	10	15	0.00	6.000		
Jeremy Affeldt, L ERA: 5.09	0.2		7	4	4	4	1	1	0	0	1	0	0	24	36	54.00	7.500					0.2		7	4	4	4	1	1	0	0	0	24	36	54.00	7.500			
Jimmy Serrano, R ERA: 4.79	0.1		1	0	0	0	0	0	0	0	0	0	0	4	7	0.00	0.000					0.1		1	0	0	0	0	0	0	0	0	4	7	0.00	0.000			
Batter	1	2	3	4	5	6	7	8	9	AB	R	H	RBI	BB	SO	LOB	BOTTOM																						
9 David DeJesus, L OBP: 0.357, SLG: 0.396 (1, 8)	G3		F8			HR		F8		4	1	1	1	0	0	0	Cleveland Indians @ Kansas City Royals Kauffman Stadium, Kansas City, MO Mon Sep 27 2004, 7:10 PM CDT Att: 11,544 - Sunny - 72 F																						
4 Angel Berroa, R OBP: 0.307, SLG: 0.382 (1, 6)	G4-3		F8			CS 1B		P3		4	0	1	0	0	0	0																							
Joe Randa, R OBP: 0.348, SLG: 0.417 (1, 5)	E9 1B		G6-3			L6			K	4	0	1	0	0	1	1																							
Matt Stairs, L OBP: 0.345, SLG: 0.462 (1, 3)	BB				G1-3			F7		3	0	1	0	1	0	0																							
Abraham Nunez, S OBP: 0.302, SLG: 0.337 (1, 9)	K				G4-3			F8		4	0	0	0	0	1	3																							
Calvin Pickering, L OBP: 0.350, SLG: 0.524 (1, 10)		FC3-5 1B BB			G5-3			G6-3		2	0	0	0	1	0	0																							
Dee Brown, L OBP: 0.294, SLG: 0.354 (1, 7)		FC3-5 1B				F8		G4-3		3	0	1	0	0	0	0																							
Alberto Castillo, R OBP: 0.360, SLG: 0.372 (1, 2)		FC3-5 G1-6-3				G1-3		K		3	0	0	0	0	1	2																							
Ruben Gotay, S OBP: 0.322, SLG: 0.353 (1, 4)		G1-6-3				F8		K		3	0	0	0	0	1	2																							
Inning Stats	R: 0 E: 1 K: 1 S: 12	H: 1 LOB: 2 BB: 1 P: 22	R: 0 E: 0 K: 0 S: 8	H: 1 LOB: 1 BB: 1 P: 16	R: 0 E: 0 K: 0 S: 8	H: 0 LOB: 0 BB: 0 P: 13	R: 0 E: 0 K: 0 S: 6	H: 0 LOB: 0 BB: 0 P: 10	R: 0 E: 0 K: 0 S: 8	H: 0 LOB: 0 BB: 0 P: 10	R: 1 E: 0 K: 1 S: 11	H: 3 LOB: 1 BB: 0 P: 19	R: 0 E: 0 K: 1 S: 6	H: 0 LOB: 0 BB: 0 P: 10	R: 0 E: 0 K: 1 S: 9	H: 0 LOB: 0 BB: 0 P: 14	R: 0 E: 0 K: 1 S: 8	H: 0 LOB: 0 BB: 0 P: 14	1B: 3 2B: 1 3B: 0 HR: 1	SF: 0 SAC: 0 DP: 1 HBP: 0	WP: 0 PB: 0 SB: 0 CS: 1	PA: 32																	
PITCHER	IP	WLS	BF	H	R	ER	SO	BB	IBB	HBP	BLK	WP	HR	S	P	ERA	WHIP	PITCHER				IP	WLS	BF	H	R	ER	SO	BB	IBB	HBP	BLK	WP	HR	S	P	ERA	WHIP	
37 Jake Westbrook, R ERA: 3.28	7.0		26	5	1	1	2	2	0	0	0	0	0	9	14	0.00	0.000					7.0		26	5	1	1	2	2	0	0	0	0	0	9	14	0.00	0.000	
Bob Howry, R ERA: 2.58	1.0	H	3	0	0	0	1	0	0	0	0	0	0	9	14	0.00	0.000					1.0	H	3	0	0	0	1	0	0	0	0	0	9	14	0.00	0.000		
63 Rafael Betancourt, R ERA: 4.08	1.0		3	0	0	0	1	0	0	0	0	0	0	8	14	0.00	0.000					1.0		3	0	0	0	1	0	0	0	0	8	14	0.00	0.000			

Batter	1	2	3	4	5	6	7	8	9	AB	R	H	RBI	BB	SO	LOB	TOP					
Ronnie Belliard, R OBP: 0.346, SLG: 0.418	F9		F9		HR		G6-3			4	1	1	1	0	0	2	Cleveland Indians @ Kansas City Royals Kauffman Stadium, Kansas City, MO Tue Sep 28 2004, 7:10 PM CDT Att: 11,847 - Sunny - 69 F					
Coco Crisp, S OBP: 0.346, SLG: 0.451	K		K		HR		F8			4	1	1	0	0	2	2						
Casey Blake, R OBP: 0.357, SLG: 0.496	K		K		HR			F9		4	1	1	2	0	2	2						
41 Victor Martinez, S OBP: 0.361, SLG: 0.499		K			2B			F9		4	1	2	0	0	1	0						
Josh Phelps, R OBP: 0.307, SLG: 0.449		G4-3			2B					3	0	1	1	0	0	1						
Ben Broussard, L OBP: 0.366, SLG: 0.470					2B			K2-3		1	0	0	0	0	1	0						
Ryan Ludwick, R OBP: 0.317, SLG: 0.459	HR						P3			4	1	1	1	0	1	1						
2 Jhonny Perella, R OBP: 0.316, SLG: 0.333	F7						G6-3			4	0	1	0	0	0	1						
24 Grady Sizemore, L OBP: 0.329, SLG: 0.350			1B		P5		F8			4	0	1	0	0	1	2						
Brandon Phillips, R OBP: 0.263, SLG: 0.294			1B		F9		L5			4	0	1	0	0	0	1						
Inning Stats	R: 0 E: 0 K: 2 S: 8	H: 0 LOB: 0 BB: 0 P: 11	R: 1 E: 0 K: 1 S: 12	H: 1 LOB: 0 BB: 0 P: 20	R: 0 E: 0 K: 2 S: 18	H: 2 LOB: 2 BB: 0 P: 25	R: 1 E: 0 K: 0 S: 10	H: 2 LOB: 1 BB: 0 P: 13	R: 3 E: 0 K: 0 S: 10	H: 4 LOB: 0 BB: 0 P: 15	R: 0 E: 0 K: 0 S: 8	H: 0 LOB: 0 BB: 0 P: 12	R: 0 E: 0 K: 0 S: 4	H: 0 LOB: 0 BB: 0 P: 6	R: 0 E: 0 K: 1 S: 6	H: 0 LOB: 0 BB: 0 P: 10	R: 0 E: 0 K: 2 S: 8	H: 1 LOB: 1 BB: 0 P: 13	1B: 5 2B: 2 3B: 0 HR: 3	SF: 0 SAC: 0 DP: 1 HBP: 0	WP: 0 PB: 0 CS: 0	PA: 36
PITCHER	IP	WLS	BF	H	R	ER	SO	BB	IBB	HBP	BLK	WP	HR	S	P	ERA	WHIP					
Darrel May, L ERA: 5.61	6.0	L	26	9	5	5	5	0	0	0	0	0	3	66	96	7.50	1.500					
Matt Kinney, R ERA: 6.14	3.0		10	1	0	0	3	0	0	0	0	0	0	18	29	0.00	0.333					

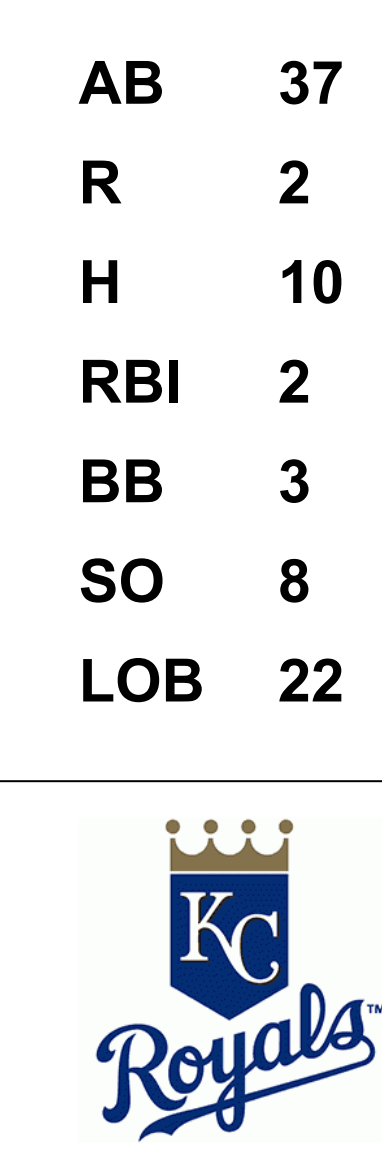
Batter	1	2	3	4	5	6	7	8	9	AB	R	H	RBI	BB	SO	LOB	BOTTOM					
9 David DeJesus, L OBP: 0.356, SLG: 0.395	F7		F7					P4		4	0	1	0	0	0	0	Cleveland Indians @ Kansas City Royals Kauffman Stadium, Kansas City, MO Tue Sep 28 2004, 7:10 PM CDT Att: 11,847 - Sunny - 69 F					
4 Angel Berroa, R OBP: 0.305, SLG: 0.384	WP				F9			G1-3		3	1	1	0	1	0	0						
Joe Randa, R OBP: 0.345, SLG: 0.414	F8				P4			F8		4	0	0	0	0	1	2						
Matt Stairs, L OBP: 0.342, SLG: 0.457	G4-3				G1-3			F7		4	0	0	0	0	0	0						
Abraham Nunez, S OBP: 0.302, SLG: 0.337		K						F7		3	0	1	0	0	1	0						
14 John Buck, R OBP: 0.280, SLG: 0.438		K						1B		3	0	0	0	0	2	1						
Desi Relaford, S OBP: 0.294, SLG: 0.303		L4						F9		3	0	0	0	0	0	1						
Donnie Murphy, R OBP: 0.174, SLG: 0.304								P6		3	0	0	0	0	3	0						
Paul Phillips, R OBP: 0.333, SLG: 0.200								K		3	0	0	0	0	1	0						
								P4		3	0	0	0	0	1	0						
Inning Stats	R: 1 E: 0 K: 0 S: 12	H: 1 LOB: 0 BB: 0 P: 18	R: 0 E: 0 K: 2 S: 10	H: 0 LOB: 0 BB: 0 P: 13	R: 0 E: 0 K: 1 S: 7	H: 0 LOB: 0 BB: 0 P: 11	R: 0 E: 0 K: 0 S: 9	H: 0 LOB: 0 BB: 0 P: 13	R: 0 E: 0 K: 1 S: 6	H: 0 LOB: 0 BB: 0 P: 8	R: 0 E: 0 K: 2 S: 10	H: 1 LOB: 2 BB: 1 P: 20	R: 0 E: 0 K: 0 S: 8	H: 1 LOB: 1 BB: 0 P: 13	R: 0 E: 0 K: 1 S: 9	H: 0 LOB: 0 BB: 0 P: 14	R: 0 E: 0 K: 1 S: 6	H: 0 LOB: 0 BB: 0 P: 10	1B: 2 2B: 1 3B: 0 HR: 0	SF: 0 SAC: 0 DP: 0 HBP: 0	WP: 1 PB: 0 CS: 0	PA: 31
PITCHER	IP	WLS	BF	H	R	ER	SO	BB	IBB	HBP	BLK	WP	HR	S	P	ERA	WHIP					
31 Cliff Lee, L ERA: 5.55	6.1	W	23	3	1	1	6	1	0	0	0	0	0	57	89	1.42	0.632					
David Riske, R ERA: 3.07	1.2		5	0	0	0	1	0	0	0	0	0	0	14	21	0.00	0.000					
Bob Wickman, R ERA: 4.55	1.0		3	0	0	0	1	0	0	0	0	0	0	6	10	0.00	0.000					



Batter	1	2	3	4	5	6	7	8	9	AB	R	H	RBI	BB	SO	LOB	TOP								
Matt Lawton, L (1, 9) OBP: 0.366, SLG: 0.421	G1-3	G3			L8	G4-3			BB	4	0	0	0	1	0	3	Cleveland Indians @ Kansas City Royals Kauffman Stadium, Kansas City, MO Wed Sep 29 2004, 7:10 PM CDT Att: 11,193 - Sunny - 68 F								
Omar Vizquel, S (1, 6) OBP: 0.355, SLG: 0.390	41 1B		K		1B		G3		L7	5	1	2	0	0	1	2									
Ben Broussard, L (1, 3) OBP: 0.364, SLG: 0.474	F7		HR		G4-3		G3-1		K	5	1	1	1	0	1	4									
41 Victor Martinez, S (1, 2) OBP: 0.361, SLG: 0.497	1-H 1B		K		G6-3		P4			4	0	1	1	0	1	0									
Casey Blake, R (1, 5) OBP: 0.358, SLG: 0.494	F7		G6-3			E HBP		K2 BB		2	1	0	0	1	0	1									
Coco Crisp, S (1, 7) OBP: 0.344, SLG: 0.448		F8		G4-3		F9		F7		4	0	0	0	0	0	2									
Josh Phelps, R (1, 10) OBP: 0.309, SLG: 0.453		24 1B		F7		E6 2B		K2		4	1	2	1	0	1	1									
24 Grady Sizemore, L (1, 8) OBP: 0.333, SLG: 0.363		1B		G3		1B 2B		G6-3		4	1	2	1	0	0	0									
Ronnie Belliard, R (1, 4) OBP: 0.347, SLG: 0.419		K		G5-3		S 1B		BB 1B		4	0	2	1	0	1	2									
Inning Stats	R: 1 E: 0 K: 0 S: 12	H: 2 LOB: 1 BB: 0 P: 23	R: 0 E: 0 K: 1 S: 8	H: 2 LOB: 2 BB: 0 P: 13	R: 1 E: 0 K: 2 S: 9	H: 1 LOB: 0 BB: 0 P: 17	R: 0 E: 0 K: 0 S: 8	H: 0 LOB: 0 BB: 0 P: 13	R: 0 E: 0 K: 0 S: 8	H: 1 LOB: 1 BB: 0 P: 12	R: 3 E: 1 K: 0 S: 11	H: 3 LOB: 1 BB: 0 P: 21	R: 0 E: 0 K: 1 S: 9	H: 0 LOB: 0 BB: 1 P: 10	R: 0 E: 0 K: 1 S: 9	H: 0 LOB: 1 BB: 1 P: 17		R: 0 E: 0 K: 1 S: 8	H: 1 LOB: 2 BB: 1 P: 21	1B: 7 2B: 3 3B: 0 HR: 1	SF: 0 SAC: 0 DP: 1 HBP: 1	WP: 0 PB: 0 SB: 2 CS: 0	PA: 39		
PITCHER	IP	WLS	BF	H	R	ER	SO	BB	IBB	HBP	BLK	WP	HR	S	P	ERA	WHIP								
Mike Wood, R (1, 1) ERA: 5.94	5.2	L	27	9	5	5	3	0	0	1	0	0	1	54	95	7.94	1.588								
Dennys Reyes, L (6, 1) ERA: 4.79	2.1		7	0	0	0	1	1	0	0	0	0	0	17	31	0.00	0.429								
Mike MacDougal, R (9, 1) ERA: 6.1	1.0		5	1	0	0	1	1	0	0	0	0	0	8	21	0.00	2.000								

Batter	1	2	3	4	5	6	7	8	9	AB	R	H	RBI	BB	SO	LOB	BOTTOM								
9 David DeJesus, L (1, 8) OBP: 0.357, SLG: 0.396	G4-3	G6-3 BB		F7		G1-3			2B	4	0	1	0	1	0	0	Cleveland Indians @ Kansas City Royals Kauffman Stadium, Kansas City, MO Wed Sep 29 2004, 7:10 PM CDT Att: 11,193 - Sunny - 68 F								
4 Angel Berroa, R (1, 6) OBP: 0.310, SLG: 0.384	BB 1B	F9		FC5-4 1B		K		G1-3		5	0	2	0	0	1	4									
Joe Randa, R (1, 5) OBP: 0.344, SLG: 0.412	BB 1B	G6-3		FC5-4 1B		P4		K		5	0	1	1	0	1	4									
Matt Stairs, L (1, 3) OBP: 0.344, SLG: 0.458	F7			1B		1B		P6		4	0	2	0	1	0	3									
Abraham Nunez, S (1, 9) OBP: 0.302, SLG: 0.333	BB	G3		F8		K		K		3	0	0	0	1	1	6									
Calvin Pickering, L (1, 10) OBP: 0.339, SLG: 0.505	G4-3		K		K		K			4	0	0	0	0	3	4									
14 John Buck, R (1, 2) OBP: 0.280, SLG: 0.434		1B 1B		K		G6-3		G5-3		4	1	1	0	0	1	0									
Alexis Gomez, L (1, 7) OBP: 0.323, SLG: 0.310		BB 1B G6-3 1B		F7		K		K		4	1	2	0	0	1	0									
Donnie Murphy, R (1, 4) OBP: 0.185, SLG: 0.296		G6-3 9 BB 1B		L8		P5		L3		4	0	1	1	0	0	1									
Inning Stats	R: 0 E: 0 K: 0 S: 10	H: 2 LOB: 3 BB: 1 P: 18	R: 2 E: 0 K: 0 S: 14	H: 3 LOB: 3 BB: 2 P: 29	R: 0 E: 0 K: 2 S: 9	H: 1 LOB: 1 BB: 0 P: 12	R: 0 E: 0 K: 0 S: 11	H: 2 LOB: 2 BB: 0 P: 17	R: 0 E: 0 K: 1 S: 7	H: 0 LOB: 0 BB: 0 P: 9	R: 0 E: 0 K: 1 S: 8	H: 0 LOB: 1 BB: 0 P: 14	R: 0 E: 0 K: 2 S: 9	H: 1 LOB: 1 BB: 0 P: 14	R: 0 E: 0 K: 1 S: 10	H: 0 LOB: 0 BB: 0 P: 15		R: 0 E: 0 K: 1 S: 11	H: 1 LOB: 1 BB: 0 P: 14	1B: 9 2B: 1 3B: 0 HR: 0	SF: 0 SAC: 0 DP: 0 HBP: 0	WP: 0 PB: 0 SB: 0 CS: 0	PA: 40		
PITCHER	IP	WLS	BF	H	R	ER	SO	BB	IBB	HBP	BLK	WP	HR	S	P	ERA	WHIP								
Kyle Denney, R (1, 1) ERA: 9.56	4.0		23	8	2	2	2	3	0	0	0	0	0	44	76	4.50	2.750								
Cliff Bartosh, L (5, 1) ERA: 4.82	1.0	W	3	0	0	0	1	0	0	0	0	0	0	7	9	0.00	0.000								
59 Matt Miller, R (6, 1) ERA: 3.23	1.0	H	3	0	0	0	1	0	0	0	0	0	0	8	14	0.00	0.000								
63 Rafael Betancourt, R (7, 1) ERA: 4.02	1.0	H	4	1	0	0	2	0	0	0	0	0	0	9	14	0.00	1.000								
Bob Howry, R (8, 1) ERA: 2.32	1.0	H	3	0	0	0	1	0	0	0	0	0	0	10	15	0.00	0.000								
PITCHER	IP	WLS	BF	H	R	ER	SO	BB	IBB	HBP	BLK	WP	HR	S	P	ERA	WHIP								
Bob Wickman, R (9, 1) ERA: 4.4	1.0	S	4	1	0	0	1	0	0	0	0	0	0	11	14	0.00	1.000								

AB 36
R 5
H 10
RBI 5
BB 2
SO 5
LOB 15



Batter	1	2	3	4	5	6	7	8	9	AB	R	H	RBI	BB	SO	LOB	TOP										
Ronnie Belliard, R OBP: 0.349, SLG: 0.427	0-0 1B		1-0 G5-3		0-0 SH3-4 2B		1-2 HR		0-3 K	5	1	3	1	0	1	0	Cleveland Indians @ Minnesota Twins Hubert H. Humphrey Metrodome, Minneapolis, MN Fri Oct 01 2004, 8:10 PM EDT Att: 25,322 - Unknown - 68 F livebaseballscorecards.com										
Omar Vizquel, S OBP: 0.353, SLG: 0.388	2-0 F8		2-2 G1-3		1-0 SH3-4 2-3		0-1 G3			3	0	0	0	0	0	1											
Ben Broussard, L OBP: 0.365, SLG: 0.473	2-1 F7		4-2 BB		0-0 FC4-2-5			2-1 FC5-4 1B		3	0	1	0	1	0	2											
Josh Phelps, R OBP: 0.306, SLG: 0.448 John McDonald, R OBP: 0.237, SLG: 0.344	2-0 P6		1-0 G5-3		0-1 F8			1-2 FC5-4 BB 1-2		4	0	0	0	0	0	4											
Casey Blake, R OBP: 0.358, SLG: 0.492		3-2 2B 1B		0-1 L6		0-1 F8		2-1 P5		4	1	1	0	0	0	1											
Coco Crisp, S OBP: 0.347, SLG: 0.451		0-0 SF9 2B		0-2 1B		1-1 G5-3		4-0 BB		3	1	2	1	1	0	0											
Ryan Ludwick, R OBP: 0.289, SLG: 0.415		1-2 F7		1-1 P6		1-1 F8		2-2 P4		4	0	0	0	0	0	4											
Josh Bard, S OBP: 0.421, SLG: 0.667		2-1 SF9		1-0 1B		0-1 G6-3		3-2 G3-1		3	0	1	1	0	0	0											
24 Grady Sizemore, L OBP: 0.324, SLG: 0.352		2-0 G3		3-2 F7		2-0 F9		1-3 K		4	0	0	0	0	1	2											
Inning Stats	R: 0 E: 0 K: 0 S: 5	H: 1 LOB: 1 BB: 0 P: 11	R: 2 E: 1 K: 0 S: 11	H: 2 LOB: 0 BB: 0 P: 19	R: 0 E: 0 K: 0 S: 8	H: 0 LOB: 1 BB: 1 P: 16	R: 0 E: 0 K: 0 S: 11	H: 2 LOB: 2 BB: 0 P: 16	R: 0 E: 0 K: 0 S: 6	H: 0 LOB: 0 BB: 0 P: 8	R: 1 E: 0 K: 0 S: 8	H: 1 LOB: 0 BB: 0 P: 11	R: 0 E: 0 K: 0 S: 11	H: 1 LOB: 2 BB: 0 P: 22	R: 0 E: 0 K: 2 S: 10	H: 0 LOB: 0 BB: 0 P: 14		1B: 5 2B: 2 3B: 0 HR: 1	SF: 1 SAC: 1 DP: 0 HBP: 0	WP: 0 PB: 0 CS: 0	PA: 37						
PITCHER	IP	WLS	BF	H	R	ER	SO	BB	IBB	HBP	BLK	WP	HR	S	P	ERA	WHIP										
Terry Mulholland, L ERA: 5.18	(1, 1)	7.0	29	7	3	2	0	1	0	0	0	0	1	54	87	2.57	1.143										
28 Jesse Crain, R ERA: 2.16	(8, 1)	1.0	5	1	0	0	0	1	0	0	0	0	0	11	22	0.00	2.000										
36 Joe Nathan, R ERA: 1.66	(9, 1)	1.0	3	0	0	0	2	0	0	0	0	0	0	10	14	0.00	0.000										

Batter	1	2	3	4	5	6	7	8	9	AB	R	H	RBI	BB	SO	LOB	BOTTOM										
20 Lew Ford, R OBP: 0.381, SLG: 0.447	1-0 33 S 1B		0-0 L3		1-0 F7		0-1 1B 1B			4	1	2	0	0	0	1	Cleveland Indians @ Minnesota Twins Hubert H. Humphrey Metrodome, Minneapolis, MN Fri Oct 01 2004, 8:10 PM EDT Att: 25,322 - Unknown - 68 F livebaseballscorecards.com										
Jason Kubel, L OBP: 0.367, SLG: 0.444 Luis Rivas, R OBP: 0.283, SLG: 0.431	3-1 F8		0-2 G6-3		3-2 G3		2-1 BB 1B			4	0	1	0	0	0	1											
Tori Hunter, R OBP: 0.331, SLG: 0.480	0-1 F7			0-0 P4		2-1 G5-3		4-2 BB 1B		3	0	0	0	1	0	1											
33 Justin Morneau, L OBP: 0.340, SLG: 0.540	4-1 BB			1-2 F7		1-2 F9		0-3 K		3	0	0	0	1	1	3											
Corey Koskie, L OBP: 0.344, SLG: 0.501	1-2 P3			0-0 WP 2B		2-2 HR		1-3 2H 3H 1B		4	1	3	3	0	0	2											
Jose Offerman, S OBP: 0.367, SLG: 0.400		1-0 F7		2-1 F8		4-1 G6-3 BB		4-2 BB		2	1	0	0	2	0	1											
5 Michael Cuddyer, R ERA: 5.9 Michael Restovich, R OBP: 0.333, SLG: 0.477		0-1 G4-3			0-0 F8		0-1 G6-3 2B		2-3 K	4	0	1	0	0	1	3											
Cristian Guzman, S OBP: 0.308, SLG: 0.386		1-1 F7		2-2 G4-3		1-1 G6-3		1-0 F7		4	0	0	1	0	0	4											
Pat Borders, R OBP: 0.255, SLG: 0.337 Terry Tiffee, S OBP: 0.341, SLG: 0.500 Henry Blanco, R OBP: 0.260, SLG: 0.365			0-1 20 L3 1B		0-0 G5-3		0-0 G6-3			2	0	1	0	0	0	0											
Inning Stats	R: 0 E: 0 K: 0 S: 11	H: 1 LOB: 2 BB: 1 P: 20	R: 0 E: 0 K: 0 S: 5	H: 0 LOB: 0 BB: 0 P: 7	R: 0 E: 0 K: 0 S: 7	H: 1 LOB: 0 BB: 0 P: 7	R: 0 E: 0 K: 0 S: 8	H: 1 LOB: 1 BB: 0 P: 11	R: 0 E: 0 K: 0 S: 7	H: 0 LOB: 0 BB: 0 P: 13	R: 2 E: 0 K: 0 S: 15	H: 2 LOB: 1 BB: 1 P: 24	R: 2 E: 0 K: 2 S: 20	H: 3 LOB: 3 BB: 2 P: 33	1B: 5 2B: 3 3B: 0 HR: 1	SF: 0 SAC: 0 DP: 1 HBP: 0		WP: 1 PB: 0 SB: 1 CS: 0	PA: 35								
PITCHER	IP	WLS	BF	H	R	ER	SO	BB	IBB	HBP	BLK	WP	HR	S	P	ERA	WHIP										
Scott Elarton, R ERA: 5.9	(1, 1)	6.2	26	5	2	2	0	2	0	0	0	0	0	3	4	0.00	0.000										
63 Rafael Betancourt, R ERA: 3.99	(7, 1)	0.1	1	0	0	0	0	0	0	0	0	0	0	0	0	0.00	0.000										
Bob Howry, R ERA: 2.74	(8, 1)	0.0	1	2	2	2	0	1	0	0	0	0	0	9	15	∞	∞										
Cliff Bartosh, L ERA: 4.74	(8, 1)	0.1	2	1	0	0	1	0	0	0	0	0	0	4	4	0.00	3.000										
David Riske, R ERA: 3.64	(8, 1)	0.2	3	0	0	0	1	1	0	0	0	0	0	7	14	0.00	1.500										



Batter	1	2	3	4	5	6	7	8	9	10	11	12	AB	R	H	RBI	BB	SO	LOB	TOP							
24 Grady Sizemore, L OBP: 0.336, SLG: 0.399	2-2 1B	1-2 SAFE CS	2-2 SH1-3 1B		2-1 HR		4-2 41 F9 1B BB	1-2 SAFE CS	0-1 G4-3			0-1 G3-1	5	3	3	1	1	0	0								
Coco Crisp, S OBP: 0.345, SLG: 0.449	1-0 41 G1-6-3 BB G6-3		0-0 SH1-3 1B		2-2 G4-3		1-3 SAFE K		1-2 G4-3			2-2 G4-3	5	1	1	1	0	1	1								
Ben Broussard, L OBP: 0.369, SLG: 0.482 John McDonald, R OBP: 0.237, SLG: 0.344	4.0 3H 41 G1-6-3 BB		2-1 F9		0-0 3B		2-1 SAFE FC5 1B		1-3 K			2-0 2B	5	0	3	0	1	1	1								
41 Victor Martinez, S OBP: 0.359, SLG: 0.482	0-2 G1-6-3		0-2 F7		3-2 F8		0-0 F9					1-2 G6-3	5	0	0	0	1	0	6								
Casey Blake, R OBP: 0.356, SLG: 0.489	1-2 G6-3				0-0 G6-3		2-1 F8		1-2 1B			0-0 F8	6	0	1	2	0	1	3								
Josh Phelps, R OBP: 0.363, SLG: 0.452	2-3 K				1-0 G4-3		2-0 HR		0-2 FC5			1-3 K2-3	5	1	1	1	0	2	3								
Ryan Ludwick, R OBP: 0.280, SLG: 0.391		0-1 G6-3			1-0 2 FC6-4 1B		1-0 F9		2-2 P4			1-3 K	5	0	1	0	0	1	0								
2 Jhonny Peralta, R OBP: 0.333, SLG: 0.318		0-3 K			0-0 FC6-4 1B		2-1 1B		4-2 FC4-6 BB			1-2 F7	4	0	1	0	1	1	1								
Brandon Phillips, R OBP: 0.290, SLG: 0.273		0-2 24 CS 1B			2-1 G5-3		0-0 F9		1-2 FC4-6 CS			1-3 K	5	0	1	0	0	1	2								
Inning Stats	R: 2 E: 0 K: 1 S: 16	H: 2 LOB: 1 BB: 1 P: 26	R: 0 E: 0 K: 1 S: 11	H: 1 LOB: 0 BB: 0 P: 11	R: 0 E: 0 K: 0 S: 10	H: 1 LOB: 1 BB: 0 P: 6	R: 0 E: 0 K: 0 S: 4	H: 1 LOB: 1 BB: 0 P: 6	R: 1 E: 0 K: 0 S: 11	H: 2 LOB: 1 BB: 0 P: 20	R: 1 E: 0 K: 0 S: 7	H: 2 LOB: 2 BB: 1 P: 22	R: 0 E: 0 K: 1 S: 8	H: 0 LOB: 0 BB: 0 P: 10	R: 0 E: 0 K: 2 S: 10	H: 0 LOB: 0 BB: 0 P: 13	R: 0 E: 0 K: 2 S: 12	H: 0 LOB: 0 BB: 0 P: 15	R: 0 E: 0 K: 0 S: 7	H: 1 LOB: 2 BB: 1 P: 15	1B: 7 2B: 1 3B: 2 HR: 2	SF: 0 SAC: 1 DP: 0 HBP: 0	WP: 0 PB: 0 SB: 0 CS: 2	PA: 52			
PITCHER	IP WLS BF H R ER SO BB IBB HBP BLK WP HR S P ERA WHIP	1.1 0.2 0.1 2.0 10.1	6.0 4 1 1 0 0 4 0 0 0 0 0 22	27 1 1 0 0 0 0 0 0 0 0 0	9 1 1 0 0 0 0 0 0 0 0 0	4 4 2 2 0 0 0 0 0 0 0 0	2 0 0 0 0 0 0 0 0 0 0 0	59 8 15 6 7 31 28	6.00 13.50 0.00 0.00 0.00	1.667 3.000 3.000 0.500 0.000	PITCHER Kyle Lohse, R ERA: 5.31	12.1 1.0 0.2 0.1 10.1	6.00 1.0 5 1 0 0 0 0 0 0 0 0	9 15 7 0 21 28	6.00 1.000	1.000											

Cleveland Indians @ Minnesota Twins
Hubert H. Humphrey Metrodome, Minneapolis, MN

Sat Oct 02 2004, Postponed
Att. 32,268 - Unknown - 64 F

AB	45
R	5
H	12
RBI	5
BB	4
SO	8
LOB	17



Batter	1	2	3	4	5	6	7	8	9	10	11	12	AB	R	H	RBI	BB	SO	LOB	BOTTOM						
20 Lew Ford, R OBP: 0.363, SLG: 0.450	1-0 1B G3	2-0 FC4-6 1B			0-1 33 SF8 1B		3-2 1B G6-4-3	0-0 F7			2-3 K		6	3	4	0	0	1	3							
Jason Kubel, L OBP: 0.364, SLG: 0.441	1-2 G3	1-2 FC4-6			0-0 SF8		1-0 G6-4-3 1B		0-0 CS 1B		1-0 G4-3		5	0	2	1	0	0	3							
Torii Hunter, R OBP: 0.333, SLG: 0.479	0-1 33 1B 2H		2-2 33 G6-4-3 HBP		1-0 G5-3		0-1 G6-4-3		0-1 SAFE F9		4-0 BB		4	0	1	1	1	0	3							
33 Justin Morneau, L OBP: 0.340, SLG: 0.536	2-0 1B		0-0 G6-4-3		1-2 1B		1-2 K		0-1 SAFE F8		2-0 SAFE G6-3		6	0	2	1	0	1	3							
Corey Koskie, L OBP: 0.343, SLG: 0.499 Augie Ojeda, S OBP: 0.423, SLG: 0.458	1-0 F7		0-0 G4-3		0-3 K		1-0 FC1-6 1B		1-1 SAFE CS		4-1 SH3-4 BB		4	0	1	0	0	1	3							
Terry Tiffee, S OBP: 0.340, SLG: 0.512 Jason Bartlett, R OBP: 0.154, SLG: 0.083	1-2 F8		2-0 G5-3		0-1 SH2-3 SF7 2B		0-0 FC1-6 FC5-2		1-1 SAFE SH3-4		1-2 5 2B BB		3	0	1	0	0	2								
Cristian Guzman, S OBP: 0.309, SLG: 0.384		0-1 G4-3		1-1 G6-3		1-1 SH2-3		4-2 HBP FC5-2 BB		4-0 IBB		1-2 F8	3	0	0	0	2	0	1							
Luis Rivas, R OBP: 0.283, SLG: 0.432 Jose Offerman, S OBP: 0.395, SLG: 0.398 5 Michael Cuddyer, R OBP: 0.340, SLG: 0.432	1-0 F7		1-2 E5 20 1B 1B		1-0 G6-3		0-2 SF7		3-2 FC5-2 HBP		1-2 K		2	0	1	1	0	0	0							
Henry Blanco, R OBP: 0.290, SLG: 0.368 Jacque Jones, L OBP: 0.315, SLG: 0.427 Pat Borders, R OBP: 0.253, SLG: 0.333	1-1 P4		1-1 20 1B SF8 2B		1-1 K		3H 1-0 K		1-0 HBP		0-3 K		3	1	1	0	0	1	2							
Inning Stats	R: 1 E: 0 K: 0 S: 11	H: 3 LOB: 2 BB: 0 P: 17	R: 0 E: 1 K: 0 S: 12	H: 2 LOB: 2 BB: 0 P: 17	R: 0 E: 0 K: 0 S: 4	H: 0 LOB: 0 BB: 0 P: 6	R: 0 E: 0 K: 0 S: 4	H: 0 LOB: 0 BB: 0 P: 6	R: 2 E: 0 K: 1 S: 13	H: 3 LOB: 1 BB: 0 P: 16	R: 1 E: 0 K: 1 S: 10	H: 1 LOB: 1 BB: 0 P: 13	R: 1 E: 0 K: 1 S: 11	H: 2 LOB: 0 BB: 0 P: 17	R: 0 E: 0 K: 0 S: 6	H: 1 LOB: 0 BB: 0 P: 7	R: 0 E: 0 K: 2 S: 12	H: 0 LOB: 2 BB: 2 P: 21	R: 0 E: 0 K: 1 S: 6	H: 0 LOB: 1 BB: 1 P: 15	R: 1 E: 0 K: 1 S: 13	H: 1 LOB: 1 BB: 1 P: 20	1B: 11 2B: 3 3B: 0 HR: 0	SF: 2 SAC: 2 DP: 2 HBP: 2	WP: 1 PB: 0 SB: 1 CS: 1	PA: 54
PITCHER	IP WLS BF H R ER SO BB IBB HBP BLK WP HR S P ERA WHIP	8.1 1.0 0.1 1.1 10.1	31 6 1 0 0 0 3 0 0 0 0 0 13 21	11 5 0 0 0 0 3 0 0 0 0 0 13 21	5 0 0 0 0 0 3 0 0 0 0 0 13 21	3 0 0 0 0 0 3 0 0 0 0 0 13 21	65 8 17 10 19 21 21	6.43 0.00 1.500 0.750 0.000	1.571 2.000 1.500 0.750 0.000	PITCHER David Riske, R ERA: 3.72	12.1 0.2 1.1 0.1 10.1	6.00 1.0 4 1 1 1 0 0 0 0 0 0	94 17 19 21 21	13.50 3.000	3.000											

Cleveland Indians @ Minnesota Twins
Hubert H. Humphrey Metrodome, Minneapolis, MN

Sat Oct 02 2004, Postponed
Att. 32,268 - Unknown - 64 F

AB	42
R	6
H	14
RBI	5
BB	5
SO	7
LOB	27



