


Cleveland Indians - 2005


Batter	1	2	3	4	5	6	7	8	9	AB	R	H	RBI	BB	SO	LOB	TOP					
Coco Crisp, S (1,8) OBP: 0.250, SLG: 0.250	1-1 G4-3			2-3 K			0-1 48 BB 1B		2-2 G3-1	4	0	1	0	0	1	0	Cleveland Indians @ Chicago White Sox U.S. Cellular Field, Chicago, IL Mon Apr 04 2005, 3:05 PM EDT Att: 38,141 - Sunny - 64 F					
Ronnie Belliard, R (1,4)	2-2 G1-3			2-2 F9			0-2 P3			3	0	0	0	0	0	1						
48 Travis Hafner, L (1,10)	0-0 G6-3			3-3 K			4-0 41 G5-4-3 BB			2	0	0	0	1	1	0						
41 Victor Martinez, S (1,2) OBP: 0.333, SLG: 0.333		1-2 G6-3			3-2 G5-4-3 1B		2-1 G5-4-3			3	0	1	0	0	0	2						
Aaron Boone, R (1,5)		3-2 F7			0-0 G5-4-3			0-1 F9		3	0	0	0	0	0	1						
Casey Blake, R (1,9)		0-0 F8			2-2 F8			3-1 F9		3	0	0	0	0	0	0						
Ben Broussard, L (1,3)			2-1 G6-3			0-0 G1-3		0-3 K		3	0	0	0	0	1	0						
José Hernández, R (1,7) Alex Cora, L (9,PH)			1-1 G4-3			1-3 K		0-3 K		2	0	0	0	0	1	0						
2 Jhonny Peralta, R (1,6) 24 Grady Sizemore, L (9,PH)			3-2 G6-3			2-3 K		1-1 F8		2	0	0	0	0	1	0						
Inning Stats	R: 0 H: 0 E: 0 K: 0 S: 6	H: 0 LOB: 0 BB: 0 P: 9	R: 0 H: 0 E: 0 K: 0 S: 7	H: 0 LOB: 0 BB: 0 P: 11	R: 0 H: 0 E: 0 K: 0 S: 7	H: 0 LOB: 0 BB: 0 P: 13	R: 0 H: 0 E: 0 K: 2 S: 14	H: 0 LOB: 0 BB: 0 P: 21	R: 0 H: 1 E: 0 K: 0 S: 10	H: 0 LOB: 0 BB: 0 P: 15	R: 0 H: 0 E: 0 K: 0 S: 8	H: 0 LOB: 0 BB: 0 P: 11	R: 0 H: 1 E: 0 K: 0 S: 7	H: 1 LOB: 1 BB: 1 P: 13	R: 0 H: 0 E: 0 K: 1 S: 7	H: 0 LOB: 0 BB: 0 P: 10		R: 0 H: 0 E: 0 K: 1 S: 9	H: 0 LOB: 0 BB: 0 P: 12	1B: 2 2B: 0 3B: 0 HR: 0	SF: 0 SAC: 0 DP: 2 HBP: 0	WP: 0 PB: 0 CS: 0
PITCHER	IP	WLS	BF	H	R	ER	SO	BB	IBB	HBP	BLK	WP	HR	S	P	ERA	WHIP					
56 Mark Buehrle, L (1,1) ERA: 0.00	8.0	W	25	2	0	0	5	1	0	0	0	0	0	66	103	0.00	0.375					
Shingo Takatsu, R (9,1) ERA: 0.00	1.0	S	3	0	0	0	1	0	0	0	0	0	0	9	12	0.00	0.000					

Batter	1	2	3	4	5	6	7	8	9	AB	R	H	RBI	BB	SO	LOB	BOTTOM		
22 Scott Podsednik, L (1,7)	1-1 G5-3		4-0 BB			0-1 G1		1-3 K		3	0	0	0	1	1	0	Cleveland Indians @ Chicago White Sox U.S. Cellular Field, Chicago, IL Mon Apr 04 2005, 3:05 PM EDT Att: 38,141 - Sunny - 64 F		
Tadahito Iguchi, R (1,4)	1-3 K		1 SAFE P5			0-2 G5-3		2-1 G5-3		4	0	0	0	0	1	1			
Carl Everett, S (1,10)	2-3 K			0-2 G4-3		2-2 G5-3				3	0	0	0	0	1	0			
14 Paul Konerko, R (1,3) Ross Gload, L (9,3)		1-0 G4-3		1-0 FC6-4 1B		2-2 23 F9 E 2B				3	1	2	0	0	0	0			
23 Jermaine Dye, R (1,9) OBP: 0.333, SLG: 0.333		2-2 G5-3 1B		0-1 F9		1-0 F9		2-3 F9		3	0	1	0	0	0	2			
Aaron Rowand, R (1,8)		0-2 G5-3		1-1 FC6-4		0-0 E6 12 1B 12 S				3	0	0	1	0	0	2			
12 A.J. Pierzynski, L (1,2) OBP: 0.333, SLG: 0.333		1-2 L6			1-0 G3-1		1 SAFE 0-2 24 G6-4-3 1B			3	0	1	0	0	0	1			
24 Joe Crede, R (1,5)			0-0 G4-3		3-1 G4-3		1-1 G6-4-3			3	0	0	0	0	0	2			
5 Juan Uribe, R (1,6)			2-1 G1-3		0-2 G6-3		0-1 G4-3			3	0	0	0	0	0	0			
Inning Stats	R: 0 H: 0 E: 0 K: 2 S: 10	H: 1 LOB: 1 BB: 0 P: 14	R: 0 H: 0 E: 0 K: 0 S: 10	H: 1 LOB: 1 BB: 0 P: 14	R: 0 H: 0 E: 0 K: 0 S: 7	H: 0 LOB: 1 BB: 1 P: 13	R: 0 H: 1 E: 0 K: 0 S: 10	H: 1 LOB: 1 BB: 0 P: 12	R: 0 H: 0 E: 0 K: 0 S: 7	H: 0 LOB: 0 BB: 0 P: 11	R: 1 H: 2 E: 1 K: 0 S: 12	H: 2 LOB: 1 BB: 0 P: 16	R: 0 H: 0 E: 0 K: 1 S: 7	H: 0 LOB: 0 BB: 0 P: 10	1B: 3 2B: 1 3B: 0 HR: 0	SF: 0 SAC: 0 DP: 1 HBP: 0		WP: 0 PB: 0 CS: 0	PA: 29
PITCHER	IP	WLS	BF	H	R	ER	SO	BB	IBB	HBP	BLK	WP	HR	S	P	ERA	WHIP		
37 Jake Westbrook, R (1,1) ERA: 1.13	8.0	L	29	4	1	1	3	1	0	0	0	0	0	72	101	1.12	0.625		

AB 27
R 0
H 2
RBI 0
BB 1
SO 6
LOB 4




AB 28
R 1
H 4
RBI 1
BB 1
SO 3
LOB 8



Batter	1	2	3	4	5	6	7	8	9	AB	R	H	RBI	BB	SO	LOB	TOP					
Coco Crisp, S OBP: 0.111, SLG: 0.111 (1, 7)	F7	G4-3		G6-3			G5-3		B5	5	0	0	0	0	0	2						
Alex Cora, L OBP: 0.333, SLG: 0.500 (1, 6)	G3-1	G3-1			F7		G5-3		K	5	0	2	0	0	1	2						
48 Travis Hafner, L OBP: 0.500, SLG: 0.500 (1, 10)	G3-1						K		K	4	0	2	1	1	2	1						
41 Victor Martinez, S OBP: 0.500, SLG: 0.200 (1, 2)	G3-1				F9					2	1	0	0	3	0	3						
Ben Broussard, L OBP: 0.250, SLG: 0.286 (1, 3)										4	0	1	0	1	1	5						
Aaron Boone, R (1, 5)	P3									4	0	0	0	0	2	5						
Casey Blake, R (1, 9)										4	0	0	0	0	3	1						
24 Grady Sizemore, L OBP: 0.200, SLG: 0.200 (1, 8)					B2-3					4	1	1	0	0	0	1						
Ronnie Belliard, R OBP: 0.286, SLG: 0.429 (1, 4)										4	1	2	1	0	1	1						
Inning Stats	R: 0 E: 0 K: 0 S: 13	H: 1 LOB: 3 BB: 2 P: 29	R: 1 E: 0 K: 1 S: 8	H: 2 LOB: 1 BB: 0 P: 14	R: 1 E: 0 K: 3 S: 13	H: 1 LOB: 1 BB: 1 P: 24	R: 0 E: 0 K: 1 S: 7	H: 0 LOB: 0 BB: 0 P: 10	R: 0 E: 0 K: 0 S: 6	H: 1 LOB: 1 BB: 0 P: 15	R: 0 E: 1 K: 1 S: 11	H: 0 LOB: 2 BB: 1 P: 17	R: 0 E: 0 K: 1 S: 13	H: 1 LOB: 2 BB: 1 P: 23	R: 0 E: 0 K: 1 S: 7	H: 0 LOB: 0 BB: 8 P: 8	R: 1 E: 0 K: 2 S: 12	H: 2 LOB: 2 BB: 1 P: 21	1B: 4 2B: 4 3B: 0 HR: 0	SF: 0 SAC: 0 DP: 0 HBP: 0	WP: 1 PB: 0 SB: 3 CS: 0	PA: 41
PITCHER	IP	WLS	BF	H	R	ER	SO	BB	IBB	HBP	BLK	WP	HR	S	P	ERA	WHIP					
Freddy Garcia, R ERA: 3.0 (1, 1)	6.0		27	5	2	2	6	3	0	0	1	0	0	58	109	3.00	1.333					
Neal Cotts, L ERA: (7, 1)	1.0		5	1	0	0	1	0	1	0	0	1	0	13	23	0.00	1.000					
Luis Vizcaino, R ERA: 6.75 (8, 1)	1.1		5	1	1	1	1	0	0	0	0	0	0	11	12	6.75	0.750					
Damaso Marte, L ERA: (9, 1)	0.2	W	4	1	0	0	2	0	1	0	0	0	0	8	17	0.00	1.500					

Cleveland Indians @ Chicago White Sox
U.S. Cellular Field, Chicago, IL
Wed Apr 06 2005, 2:05 PM EDT
Att: 10,520 - Partly Cloudy - 75 F


AB 36
R 3
H 8
RBI 2
BB 5
SO 10
LOB 21



Batter	1	2	3	4	5	6	7	8	9	AB	R	H	RBI	BB	SO	LOB	BOTTOM					
22 Scott Podsednik, L OBP: 0.250, SLG: 0.143 (1, 7)	P4									4	0	1	0	0	0	1						
Tadahito Iguchi, R OBP: 0.250, SLG: 0.286 (1, 4)										3	0	1	0	1	1	2						
Carl Everett, S OBP: 0.286, SLG: 0.167 (1, 10)	F7									3	1	1	0	1	0	1						
14 Paul Konerko, R OBP: 0.571, SLG: 1.143 (1, 3)	K									4	1	2	2	0	1	3						
23 Jermaine Dye, R OBP: 0.286, SLG: 0.714 (1, 9)										4	1	1	1	0	0	1						
Aaron Rowand, R OBP: 0.143, SLG: 0.286 (1, 8)										4	1	1	0	0	0	0						
12 A.J. Pierzynski, L OBP: 0.429, SLG: 0.500 (1, 2)										3	0	1	0	1	0	0						
24 Joe Crede, R Willie Harris, L (9, PH)										3	0	0	0	0	0	1						
5 Juan Uribe, R OBP: 0.143, SLG: 0.167 (1, 6)										3	0	1	1	0	1	0						
Inning Stats	R: 0 E: 0 K: 1 S: 9	H: 0 LOB: 1 BB: 1 P: 14	R: 0 E: 0 K: 0 S: 8	H: 1 LOB: 0 BB: 0 P: 13	R: 0 E: 0 K: 0 S: 9	H: 1 LOB: 0 BB: 0 P: 18	R: 0 E: 0 K: 0 S: 6	H: 1 LOB: 0 BB: 0 P: 10	R: 0 E: 0 K: 0 S: 5	H: 0 LOB: 0 BB: 0 P: 8	R: 0 E: 0 K: 0 S: 12	H: 1 LOB: 2 BB: 1 P: 25	R: 0 E: 0 K: 0 S: 10	H: 0 LOB: 0 BB: 0 P: 14	R: 0 E: 0 K: 2 S: 11	H: 1 LOB: 1 BB: 0 P: 13	R: 4 E: 1 K: 0 S: 8	H: 4 LOB: 2 BB: 1 P: 14	1B: 4 2B: 3 3B: 0 HR: 2	SF: 1 SAC: 1 DP: 2 HBP: 0	WP: 0 PB: 0 SB: 1 CS: 0	PA: 36
PITCHER	IP	WLS	BF	H	R	ER	SO	BB	IBB	HBP	BLK	WP	HR	S	P	ERA	WHIP					
Kevin Millwood, R ERA: (1, 1)	6.0		22	4	0	0	0	0	0	0	0	0	0	6	8	0.00	1.000					
59 Matt Miller, R ERA: (7, 1)	0.2	H	2	0	0	0	0	0	0	0	0	0	0	6	8	0.00	0.000					
Arthur Rhodes, L ERA: (7, 1)	1.1	H	5	1	0	0	2	0	0	0	0	0	0	15	19	0.00	0.750					
Bob Wickman, R ERA: 108.0 (9, 1)	0.1	L	7	4	4	4	0	0	1	0	0	0	2	8	14	108.00	12.000					

Cleveland Indians @ Chicago White Sox
U.S. Cellular Field, Chicago, IL
Wed Apr 06 2005, 2:05 PM EDT
Att: 10,520 - Partly Cloudy - 75 F

AB 31
R 4
H 9
RBI 4
BB 3
SO 3
LOB 9



Batter	1	2	3	4	5	6	7	8	9	10	11	AB	R	H	RBI	BB	SO	LOB	TOP									
Coco Crisp, S OBP: 0.313, SLG: 0.500 (1, 7)	G3-1		G3		WP 1B		1B		HR			7	2	4	2	0	0	2										
Alex Cora, L OBP: 0.222, SLG: 0.333 Ronnie Belliard, R OBP: 0.400, SLG: 1.000 (7, 4)	G1-3		E5		G1-3		SF7		HR			3	0	0	0	0	0	1										
48 Travis Hafner, L OBP: 0.500, SLG: 0.400 (1, 10)	1B		G3			G4-3	F7		41B BB			4	1	1	0	2	0	2										
41 Victor Martinez, S OBP: 0.429, SLG: 0.273 (1, 2)	F8				F7		K		1B			6	1	2	2	0	2	1										
Aaron Boone, R OBP: 0.077, SLG: 0.154 (1, 5)		G4-3			K				L5	P4		6	0	1	1	0	1	3										
Ben Broussard, L OBP: 0.250, SLG: 0.182 (1, 3)		K			G3				P4			4	1	0	0	2	2	0										
Casey Blake, R OBP: 0.231, SLG: 0.417 (1, 9)					F8	FC5-4			HR	G6-3		5	2	2	2	1	0	2										
24 Grady Sizemore, L OBP: 0.273, SLG: 0.273 (1, 8)		G4-3			2 WP 1B		G5-3		K	G4-3		6	1	2	2	0	1	1										
2 Johnny Peralta, R Josh Bard, S José Hernández, R (9, 6)			G6-3		K		1B SF7		F8			2	1	0	0	1	1	1										
Inning Stats	R: 0 E: 0 K: 0 S: 9	H: 1 LOB: 1 BB: 0 P: 15	R: 0 E: 0 K: 1 S: 9	H: 0 LOB: 1 BB: 1 P: 17	R: 0 E: 1 K: 0 S: 9	H: 0 LOB: 1 BB: 0 P: 10	R: 0 E: 0 K: 1 S: 6	H: 0 LOB: 0 BB: 0 P: 8	R: 1 E: 0 K: 1 S: 15	H: 2 LOB: 1 BB: 0 P: 24	R: 0 E: 0 K: 1 S: 14	H: 1 LOB: 2 BB: 1 P: 22	R: 1 E: 0 K: 0 S: 12	H: 1 LOB: 1 BB: 1 P: 21	R: 0 E: 0 K: 1 S: 9	H: 0 LOB: 0 BB: 0 P: 14	R: 3 E: 0 K: 1 S: 21	H: 4 LOB: 2 BB: 1 P: 37	R: 0 E: 0 K: 1 S: 7	H: 0 LOB: 0 BB: 0 P: 11	R: 6 E: 1 K: 0 S: 23	H: 5 LOB: 2 BB: 3 P: 45	1B: 9 2B: 2 3B: 0 HR: 3	SF: 1 SAC: 0 DP: 0 HBP: 0	WP: 2 PB: 0 SB: 0 CS: 1	PA: 55		
52 Jose Contreras, R ERA: 1.5 Neal Cotts, L ERA: 5.75 Cliff Politte, R ERA: Damaso Marte, L ERA: Dustin Hermanson, R ERA:	(1, 1)	IP: 6.0 WLS: 25 BF: 4	H: 1 R: 1 ER: 1 SO: 4	R: 0 ER: 0 BB: 1 P: 17	R: 0 ER: 1 BB: 0 P: 10	R: 0 ER: 0 BB: 0 P: 8	R: 1 ER: 0 BB: 0 P: 24	R: 0 ER: 0 BB: 0 P: 8	R: 1 ER: 0 BB: 1 P: 21	R: 0 ER: 0 BB: 0 P: 14	R: 3 ER: 0 BB: 1 P: 37	IP: 4.0 WLS: 7 BF: 15	H: 4 R: 3 ER: 6 SO: 1	BB: 1 IBB: 2 HBP: 0 BLK: 0	WP: 0 HR: 0 S: 32	P: 33 ERA: 40.50 WHIP: 7.500												

Cleveland Indians @ Chicago White Sox
U.S. Cellular Field, Chicago, IL
Thu Apr 07 2005, 2:05 PM EDT
Att: 10,800 - Cloudy - 46 F

AB 47
R 11
H 14
RBI 11
BB 7
SO 7
LOB 14



Batter	1	2	3	4	5	6	7	8	9	10	11	AB	R	H	RBI	BB	SO	LOB	BOTTOM							
22 Scott Podsednik, L OBP: 0.308, SLG: 0.333 (1, 7)	F7				1B		B1-3		L3			5	0	2	1	0	0	0								
Tadahito Iguchi, R OBP: 0.385, SLG: 0.455 (1, 4)	2B 1B	SF7			K		G5-3 1B		1B			4	1	3	1	0	1	2								
Carl Everett, S OBP: 0.290, SLG: 0.273 (1, 10)	2B 1B	K			K		G5-3		G2-3			5	1	1	0	0	2	5								
14 Paul Konerko, R OBP: 0.455, SLG: 0.818 Ross Gload, L (9, 3)	1B		K		K		F8					4	0	1	2	0	2	1								
23 Jermaine Dye, R OBP: 0.290, SLG: 0.500 (1, 9)	F8		K		K				L9			5	0	1	0	0	2	1								
Aaron Rowand, R OBP: 0.083, SLG: 0.167 (1, 8)	G4-3		G6-3		E5		FC5-4 1B		FC5-4 24 FC5-4			5	0	0	0	0	0	2								
12 A.J. Pierzynski, L OBP: 0.417, SLG: 0.727 (1, 2)					CS		G4-3		K			5	2	2	1	0	1	1								
24 Joe Crede, R OBP: 0.100, SLG: 0.100 Timo Perez, L (11, PH)		F7			22 1B		F9		FC5-4			4	0	1	0	0	0	1								
5 Juan Uribe, R Willie Harris, L (11, PH)					22 2B SF7		K		G6-3			3	1	0	0	1	1	2								
Inning Stats	R: 2 E: 0 K: 0 S: 18	H: 3 LOB: 1 BB: 0 P: 29	R: 2 E: 0 K: 1 S: 9	H: 2 LOB: 1 BB: 1 P: 17	R: 0 E: 0 K: 2 S: 7	H: 0 LOB: 0 BB: 0 P: 12	R: 1 E: 0 K: 3 S: 15	H: 3 LOB: 2 BB: 0 P: 20	R: 0 E: 1 K: 2 S: 12	H: 0 LOB: 0 BB: 0 P: 16	R: 0 E: 0 K: 1 S: 10	H: 1 LOB: 1 BB: 0 P: 16	R: 0 E: 0 K: 1 S: 10	H: 1 LOB: 1 BB: 0 P: 20	R: 0 E: 0 K: 1 S: 10	H: 0 LOB: 0 BB: 0 P: 12	R: 0 E: 0 K: 0 S: 6	H: 0 LOB: 0 BB: 0 P: 9	1B: 8 2B: 2 3B: 0 HR: 1	SF: 1 SAC: 0 DP: 0 HBP: 0	WP: 0 PB: 0 SB: 1 CS: 1	PA: 46				
31 Cliff Lee, L ERA: 13.5 63 Rafael Betancourt, R ERA: David Riske, R ERA: Bob Howry, R ERA: Arthur Rhodes, L ERA:	(1, 1)	IP: 3.1 WLS: 19 BF: 8	H: 8 R: 5 ER: 5 SO: 4	R: 0 ER: 0 BB: 0 P: 17	R: 0 ER: 0 BB: 0 P: 10	R: 0 ER: 0 BB: 0 P: 8	R: 1 ER: 0 BB: 0 P: 24	R: 0 ER: 0 BB: 0 P: 8	R: 1 ER: 0 BB: 1 P: 21	R: 0 ER: 0 BB: 0 P: 14	R: 3 ER: 0 BB: 1 P: 37	IP: 1.0 WLS: 3 BF: 0	H: 0 R: 0 ER: 0 SO: 0	BB: 0 IBB: 0 HBP: 0 BLK: 0	WP: 0 HR: 0 S: 6	P: 9 ERA: 0.00 WHIP: 0.000										

Cleveland Indians @ Chicago White Sox
U.S. Cellular Field, Chicago, IL
Thu Apr 07 2005, 2:05 PM EDT
Att: 10,800 - Cloudy - 46 F

AB 43
R 5
H 11
RBI 5
BB 1
SO 10
LOB 15



Batter	1	2	3	4	5	6	7	8	9	AB	R	H	RBI	BB	SO	LOB	TOP											
Coco Crisp, S OBP: 0.280, SLG: 0.400	F7		P3					L9		4	0	1	0	0	0	1	Cleveland Indians @ Detroit Tigers Comerica Park, Detroit, MI Sat Apr 09 2005, 1:05 PM EDT Att: 26,037 - Sunny - 54 F											
Ronnie Belliard, R OBP: 0.389, SLG: 0.688	K		G5-3					1B		4	0	1	0	0	1	2												
Aaron Boone, R OBP: 0.143, SLG: 0.476	G6-3							1B		4	1	1	1	0	0	2												
41 Victor Martinez, S OBP: 0.389, SLG: 0.267										4	0	1	0	0	0	1												
José Hernández, R OBP: 0.300, SLG: 0.222										3	0	1	0	0	0	1												
Alex Cora, L OBP: 0.200, SLG: 0.300										1	0	0	0	0	0	0												
Casey Blake, R OBP: 0.290, SLG: 0.333										3	0	1	0	0	1	1												
24 Grady Sizemore, L OBP: 0.231, SLG: 0.231										1	0	0	0	0	0	0												
Ben Broussard, L OBP: 0.316, SLG: 0.200										3	0	1	0	0	0	2												
Ryan Ludwick, R OBP: 0.231, SLG: 0.231										4	0	0	0	0	1	5												
2 Johnny Peralta, R OBP: 0.333, SLG: 0.500										3	0	1	0	0	0	0												
Inning Stats	R: 0 E: 0 K: 1 S: 6	H: 0 LOB: 0 BB: 0 P: 9	R: 0 E: 0 K: 2 S: 12	H: 2 LOB: 2 BB: 0 P: 18	R: 0 E: 0 K: 0 S: 7	H: 1 LOB: 0 BB: 0 P: 12	R: 1 E: 0 K: 0 S: 13	H: 3 LOB: 2 BB: 0 P: 23	R: 0 E: 0 K: 0 S: 10	H: 1 LOB: 1 BB: 0 P: 19	R: 0 E: 0 K: 0 S: 12	H: 0 LOB: 0 BB: 0 P: 20	R: 0 E: 0 K: 0 S: 7	H: 0 LOB: 0 BB: 0 P: 9	R: 0 E: 0 K: 0 S: 6	H: 1 LOB: 1 BB: 0 P: 8	R: 0 E: 0 K: 0 S: 9	H: 0 LOB: 1 BB: 0 P: 18	1B: 7 2B: 0 3B: 0 HR: 1	SF: 0 SAC: 0 DP: 0 HBP: 1	WP: 0 PB: 0 SB: 0 CS: 1	PA: 35						
PITCHER	IP	WLS	BF	H	R	ER	SO	BB	IBB	HBP	BLK	WP	HR	S	P	ERA	WHIP											
Wilfredo Ledezma, L ERA: 1.5	(1, 1)	6.0	W	24	7	1	1	3	0	0	0	0	0	1	60	101	1.50	1.167										
Jamie Walker, L ERA: 3.0	(7, 1)	2.0		7	1	0	0	0	0	0	0	0	0	0	13	17	0.00	0.500										
Franklyn German, R ERA: 4.5	(9, 1)	1.0		4	0	0	0	0	0	0	1	0	0	0	9	18	0.00	0.000										

Batter	1	2	3	4	5	6	7	8	9	AB	R	H	RBI	BB	SO	LOB	BOTTOM											
20 Omar Infante, R OBP: 0.250, SLG: 0.238	G4-3	G6-4-3	F8					F8		5	0	0	0	0	0	2	Cleveland Indians @ Detroit Tigers Comerica Park, Detroit, MI Sat Apr 09 2005, 1:05 PM EDT Att: 26,037 - Sunny - 54 F											
9 Carlos Guillen, S OBP: 0.500, SLG: 0.500								P6		4	3	2	0	0	1	0												
Carlos Pena, L OBP: 0.524, SLG: 0.500								G6-3		4	2	1	2	1	2	1												
Dmitri Young, S OBP: 0.478, SLG: 1.000										3	2	2	0	1	0	0												
Craig Monroe, R OBP: 0.211, SLG: 0.176										4	2	1	2	0	1	3												
33 Marcus Thames, R OBP: 0.250, SLG: 1.000										4	1	1	4	0	1	3												
15 Brandon Inge, R OBP: 0.526, SLG: 0.813										4	1	3	1	0	0	0												
13 Vance Wilson, R OBP: 0.211, SLG: 0.176										4	0	0	0	0	0	3												
Nook Logan, S OBP: 0.200, SLG: 0.200										4	0	1	1	0	1	4												
Inning Stats	R: 2 E: 0 K: 1 S: 16	H: 2 LOB: 1 BB: 0 P: 24	R: 1 E: 0 K: 0 S: 7	H: 2 LOB: 0 BB: 0 P: 9	R: 5 E: 2 K: 0 S: 13	H: 3 LOB: 1 BB: 2 P: 27	R: 3 E: 1 K: 2 S: 18	H: 4 LOB: 2 BB: 0 P: 24	R: 0 E: 0 K: 0 S: 7	H: 0 LOB: 0 BB: 0 P: 8	R: 0 E: 0 K: 1 S: 6	H: 0 LOB: 0 BB: 0 P: 8	R: 0 E: 0 K: 0 S: 8	H: 0 LOB: 0 BB: 0 P: 10	R: 0 E: 0 K: 0 S: 8	H: 0 LOB: 0 BB: 0 P: 10		1B: 6 2B: 2 3B: 1 HR: 2	SF: 0 SAC: 0 DP: 2 HBP: 1	WP: 0 PB: 0 SB: 0 CS: 0	PA: 39							
PITCHER	IP	WLS	BF	H	R	ER	SO	BB	IBB	HBP	BLK	WP	HR	S	P	ERA	WHIP											
37 Jake Westbrook, R ERA: 7.2	(1, 1)	2.0	L	17	7	8	7	1	2	0	1	0	0	2	32	54	31.50	4.500										
Scott Sauerbeck, L ERA: 6.0	(3, 1)	3.0		13	4	3	2	4	0	0	0	0	0	31	44	6.00	1.333											
63 Rafael Betancourt, R ERA:	(6, 1)	3.0		9	0	0	0	1	0	0	0	0	0	21	26	0.00	0.000											

Batter	1	2	3	4	5	6	7	8	9	AB R H RBI BB SO LOB	TOP									
Coco Crisp, S (1, 7) OBP: 0.267, SLG: 0.345										4 1 0 0 1 0 1	Cleveland Indians @ Detroit Tigers Comerica Park, Detroit, MI Sun Apr 10 2005, 1:05 PM EDT Att: 25,758 - Sunny - 63 F									
Alex Cora, L (1, 6) OBP: 0.333, SLG: 0.357										4 1 2 0 1 0 0										
48 Travis Hafner, L (1, 10) OBP: 0.435, SLG: 0.294										3 1 0 0 2 0 2										
41 Victor Martinez, S (1, 2) OBP: 0.348, SLG: 0.211										4 0 0 0 1 2 5										
Aaron Boone, R (1, 5) OBP: 0.154, SLG: 0.423										5 1 1 2 0 1 3										
Ben Broussard, L (1, 3) OBP: 0.348, SLG: 0.421										4 2 2 2 0 1 0										
Casey Blake, R (1, 9) OBP: 0.292, SLG: 0.333										3 1 1 2 0 1 0										
24 Grady Sizemore, L (1, 8) OBP: 0.294, SLG: 0.353										4 0 2 0 0 1 1										
Ronnie Belliard, R (1, 4) OBP: 0.364, SLG: 0.600										4 0 1 1 0 0 2										
Inning Stats	R: 6 E: 0 K: 2 S: 27	H: 5 LOB: 1 BB: 2 P: 45	R: 0 E: 0 K: 0 S: 6	H: 0 LOB: 0 BB: 0 P: 9	R: 1 E: 0 K: 0 S: 10	H: 2 LOB: 1 BB: 0 P: 14	R: 0 E: 0 K: 0 S: 8	H: 0 LOB: 1 BB: 1 P: 16	R: 0 E: 0 K: 0 S: 9	H: 0 LOB: 0 BB: 0 P: 11	R: 0 E: 0 K: 1 S: 13	H: 0 LOB: 1 BB: 1 P: 21	R: 0 E: 0 K: 1 S: 13	H: 1 LOB: 1 BB: 0 P: 22	R: 0 E: 0 K: 0 S: 10	H: 1 LOB: 2 BB: 1 P: 18	1B: 6 2B: 2 3B: 1 HR: 0	SF: 0 SAC: 0 DP: 0 HBP: 1	WP: 0 PB: 0 SB: 1 CS: 1	PA: 41
PITCHER	IP WLS BF H R ER SO BB IBB HBP BLK WP HR S P ERA WHIP																			
38 Jeremy Bonderman, R (1, 1) ERA: 5.54	6.0 L 28 7 7 7 4 3 0 0 0 0 0 0 66 104 10.50 1.667																			
Kyle Farnsworth, R (7, 1) ERA:	2.0 8 1 0 0 2 1 0 1 0 0 0 0 26 43 0.00 1.000																			
Troy Percival, R (9, 1) ERA: 6.0	1.0 5 1 0 0 0 0 0 1 0 0 0 0 10 18 0.00 1.000																			

Batter	1	2	3	4	5	6	7	8	9	AB R H RBI BB SO LOB	BOTTOM											
15 Brandon Inge, R (1, 5) OBP: 0.458, SLG: 0.667										5 1 1 0 0 2 1	Cleveland Indians @ Detroit Tigers Comerica Park, Detroit, MI Sun Apr 10 2005, 1:05 PM EDT Att: 25,758 - Sunny - 63 F											
9 Carlos Guillen, S (1, 6) OBP: 0.520, SLG: 0.500										4 2 2 1 1 2 0												
Ivan Rodriguez, R (1, 2) OBP: 0.333, SLG: 0.417										5 0 1 0 0 2 2												
Dmitri Young, S (1, 10) OBP: 0.444, SLG: 0.958										4 1 1 1 0 2 2												
Rondell White, R (1, 7) OBP: 0.381, SLG: 0.500										4 1 2 1 0 0 0												
Carlos Pena, L (1, 3) OBP: 0.480, SLG: 0.444										4 1 1 0 0 0 3												
Craig Monroe, R (1, 8) OBP: 0.261, SLG: 0.238										4 0 2 1 0 0 0												
33 Marcus Thames, R (1, 9) OBP: 0.125, SLG: 0.571										3 0 0 1 0 1 1												
Jason Smith, L (1, 4) Bobby Higginson, L (9, PH) OBP: 0.290, SLG: 0.162										1 0 0 0 0 1 0												
Inning Stats	R: 0 E: 0 K: 1 S: 8	H: 0 LOB: 0 BB: 0 P: 12	R: 2 E: 0 K: 1 S: 10	H: 3 LOB: 1 BB: 0 P: 14	R: 1 E: 0 K: 2 S: 16	H: 2 LOB: 1 BB: 1 P: 24	R: 0 E: 0 K: 0 S: 6	H: 0 LOB: 0 BB: 0 P: 9	R: 2 E: 0 K: 2 S: 10	H: 2 LOB: 1 BB: 0 P: 15	R: 0 E: 0 K: 1 S: 10	H: 1 LOB: 1 BB: 0 P: 14	R: 0 E: 0 K: 0 S: 11	H: 0 LOB: 0 BB: 0 P: 18	R: 0 E: 0 K: 0 S: 4	H: 0 LOB: 0 BB: 0 P: 4	R: 1 E: 0 K: 1 S: 11	H: 2 LOB: 1 BB: 0 P: 18	1B: 9 2B: 0 3B: 1 HR: 0	SF: 1 SAC: 0 DP: 0 HBP: 0	WP: 0 PB: 0 SB: 1 CS: 0	PA: 39
PITCHER	IP WLS BF H R ER SO BB IBB HBP BLK WP HR S P ERA WHIP																					
Jason Davis, R (1, 1) ERA: 6.0	6.0 W 28 5 4 0 2 0 0 0 0 0 0 0 13 20 0.00 0.000																					
Bob Howry, R (7, 1) ERA:	1.1 H 4 0 0 0 2 0 0 0 0 0 0 0 2 2 0.00 0.000																					
Arthur Rhodes, L (8, 1) ERA:	0.2 H 2 0 0 0 0 0 0 0 0 0 0 0 2 2 0.00 0.000																					
Bob Wickman, R (9, 1) ERA: 19.29	1.0 S 5 2 1 1 1 0 0 0 0 0 0 0 11 18 9.00 2.000																					


Batter	1	2	3	4	5	6	7	8	9	AB	R	H	RBI	BB	SO	LOB	TOP										
22 Scott Podsednik, L (1,7) OBP: 0.333, SLG: 0.320 Timo Perez, L (7,7) OBP: 0.200, SLG: 0.800	G4-3		G4-3							4	1	2	1	0	0	1	Chicago White Sox @ Cleveland Indians Jacobs Field, Cleveland, OH Mon Apr 11 2005, 3:05 PM EDT Att: 42,461 - Sunny - 48 F										
Tadahito Iguchi, R (1,4) OBP: 0.250, SLG: 0.455	G1-3			G6-3		K	G6-3			4	0	0	0	0	1	3											
Carl Everett, S (1,10) OBP: 0.345, SLG: 0.577	P6			G3-1				K		4	0	1	1	0	1	0											
14 Paul Konerko, R (1,3) OBP: 0.333, SLG: 0.680		G6-3			K		P3			4	0	0	0	0	2	1											
23 Jermaine Dye, R (1,9) OBP: 0.250, SLG: 0.348	G6-3				G6-3	FC6-4		K		4	0	0	0	0	1	1											
Aaron Rowand, R (1,8) OBP: 0.148, SLG: 0.269	F8								L5	3	0	0	0	0	0	0											
38 Pablo Ozuna, R (1,6) OBP: 0.125, SLG: 0.125			G3		E5			B5		4	0	0	0	0	0	1											
Chris Widger, R (1,2) OBP: 0.500, SLG: 0.333				K					G1-3	3	1	1	0	1	1	0											
24 Joe Crede, R (1,5) OBP: 0.208, SLG: 0.250						G6-3				3	0	2	0	0	0	2											
Inning Stats	R: 0 E: 0 K: 0 S: 10	H: 0 LOB: 0 BB: 0 P: 14	R: 0 E: 0 K: 0 S: 8	H: 0 LOB: 0 BB: 0 P: 11	R: 0 E: 0 K: 1 S: 10	H: 1 LOB: 1 BB: 0 P: 15	R: 0 E: 0 K: 1 S: 6	H: 0 LOB: 0 BB: 0 P: 10	R: 0 E: 1 K: 0 S: 16	H: 0 LOB: 2 BB: 1 P: 23	R: 1 E: 0 K: 1 S: 10	H: 2 LOB: 1 BB: 0 P: 14	R: 1 E: 0 K: 0 S: 13	H: 3 LOB: 2 BB: 0 P: 18	R: 0 E: 0 K: 3 S: 10	H: 0 LOB: 0 BB: 0 P: 16		R: 0 E: 0 K: 0 S: 8	H: 0 LOB: 0 BB: 0 P: 9	1B: 6 2B: 0 3B: 0 HR: 0	SF: 0 SAC: 0 DP: 0 HBP: 1	WP: 0 PB: 0 SB: 2 CS: 1	PA: 35				
PITCHER	IP	WLS	BF	H	R	ER	SO	BB	IBB	HBP	BLK	WP	HR	S	P	ERA	WHIP										
Kevin Millwood, R (1,1) ERA: 1.38	7.0	L	29	6	2	2	3	1	0	1	0	0	0	73	105	2.57	1.000										
David Riske, R (8,1) ERA:	2.0		6	0	0	0	3	0	0	0	0	0	0	18	25	0.00	0.000										

Batter	1	2	3	4	5	6	7	8	9	AB	R	H	RBI	BB	SO	LOB	BOTTOM										
Coco Crisp, S (1,7) OBP: 0.265, SLG: 0.333	G3-1				P5				G3-1	4	1	1	0	0	0	0	Chicago White Sox @ Cleveland Indians Jacobs Field, Cleveland, OH Mon Apr 11 2005, 3:05 PM EDT Att: 42,461 - Sunny - 48 F										
Alex Cora, L (1,6) OBP: 0.333, SLG: 0.353 José Hernández, R (9,PH) OBP: 0.273, SLG: 0.200				K		G3-1			P6	3	0	1	0	0	1	1											
48 Travis Hafner, L (1,10) OBP: 0.444, SLG: 0.300	F7					F8				3	0	1	1	1	0	1											
41 Victor Martínez, S (1,2) OBP: 0.296, SLG: 0.174	FC6		F7			G3			F9	4	0	0	0	0	0	3											
Aaron Boone, R (1,5) OBP: 0.167, SLG: 0.379		K					K			3	0	0	0	1	3	1											
Ben Broussard, L (1,3) OBP: 0.308, SLG: 0.364	G4-3				FC4-6		F9			3	0	0	0	0	0	1											
Casey Blake, R (1,9) OBP: 0.308, SLG: 0.348 Ryan Ludwick, R (6,9) ERA: 3.0					G6-3		P3			2	0	1	0	0	0	1											
24 Grady Sizemore, L (1,8) OBP: 0.250, SLG: 0.300										1	0	0	0	0	0	0											
Ronnie Belliard, R (1,4) OBP: 0.360, SLG: 0.545										2	0	0	0	1	0	0											
Inning Stats	R: 0 E: 0 K: 0 S: 8	H: 1 LOB: 1 BB: 0 P: 13	R: 0 E: 0 K: 2 S: 12	H: 1 LOB: 0 BB: 0 P: 18	R: 1 E: 0 K: 1 S: 11	H: 2 LOB: 1 BB: 1 P: 23	R: 0 E: 0 K: 0 S: 8	H: 0 LOB: 0 BB: 1 P: 14	R: 0 E: 0 K: 0 S: 3	H: 0 LOB: 0 BB: 0 P: 6	R: 0 E: 0 K: 0 S: 8	H: 0 LOB: 0 BB: 0 P: 12	R: 0 E: 0 K: 1 S: 8	H: 0 LOB: 0 BB: 0 P: 13	R: 0 E: 0 K: 0 S: 5	H: 0 LOB: 0 BB: 0 P: 10		R: 0 E: 0 K: 1 S: 11	H: 0 LOB: 1 BB: 1 P: 21	1B: 4 2B: 0 3B: 0 HR: 0	SF: 0 SAC: 0 DP: 1 HBP: 0	WP: 2 PB: 0 SB: 0 CS: 0	PA: 32				
PITCHER	IP	WLS	BF	H	R	ER	SO	BB	IBB	HBP	BLK	WP	HR	S	P	ERA	WHIP										
Freddy García, R (1,1) ERA: 1.93	8.0	W	28	4	1	1	4	2	0	0	0	0	0	63	109	1.12	0.750										
Damaso Marte, L (9,1) ERA: 3.0	0.2	H	3	0	0	0	0	1	0	0	0	0	0	8	16	0.00	1.500										
Shingo Takatsu, R (9,1) ERA: 11.57	0.1	S	1	0	0	0	1	0	0	0	0	0	0	3	5	0.00	0.000										

Batter	1	2	3	4	5	6	7	8	9	10	AB	R	H	RBI	BB	SO	LOB	TOP			
38 Pablo Ozuna, R OBP: 0.182, SLG: 0.182 Timo Perez, L OBP: 0.286, SLG: 0.714 (8, 7)	G6-3			1B	F9			G4-3		G3-6-1	3	1	1	0	0	0	0				
Tadahito Iguchi, R OBP: 0.300, SLG: 0.407	F7			E	G3			P4		G3-6-1	5	1	1	0	0	0	2				
Carl Everett, S OBP: 0.364, SLG: 0.567	F8			E1	G3			P4			4	1	2	1	0	0	0				
14 Paul Konerko, R OBP: 0.290, SLG: 0.586	G6-3			P4				K		F8	4	0	0	0	0	1	3				
23 Jermaine Dye, R OBP: 0.214, SLG: 0.296	P2			G3				CS		G6-3	4	0	0	1	0	0	1				
Aaron Rowand, R OBP: 0.194, SLG: 0.333	G6-3			G3				G4-3		G6-3	4	1	2	1	0	1	0				
12 A.J. Pierzynski, L OBP: 0.286, SLG: 0.444	G6-3			L8				G1-3			4	1	1	0	0	0	2	AB 36			
24 Joe Crede, R OBP: 0.222, SLG: 0.296	P6			P5						SH	3	0	1	1	0	0	0	R 5			
5 Juan Uribe, R OBP: 0.154, SLG: 0.130	G6-3			K				K		SF8	3	0	0	1	0	2	1	H 9			
Inning Stats	R: 0 E: 0 K: 0 S: 5	H: 0 LOB: 0 BB: 0 P: 9	R: 0 E: 0 K: 0 S: 12	H: 0 LOB: 0 BB: 0 P: 16	R: 0 E: 0 K: 0 S: 7	H: 0 LOB: 0 BB: 0 P: 11	R: 3 E: 1 K: 1 S: 15	H: 4 LOB: 1 BB: 0 P: 22	R: 0 E: 0 K: 1 S: 8	H: 1 LOB: 0 BB: 0 P: 11	R: 1 E: 0 K: 1 S: 11	H: 2 LOB: 1 BB: 0 P: 14	R: 0 E: 0 K: 0 S: 5	H: 0 LOB: 0 BB: 0 P: 9	R: 0 E: 0 K: 1 S: 8	H: 0 LOB: 0 BB: 0 P: 13	R: 1 E: 0 K: 0 S: 10	H: 2 LOB: 1 BB: 0 P: 14	1B: 6 2B: 3 3B: 0 HR: 0	SF: 1 SAC: 1 DP: 1 HBP: 0	WP: 0 PA: 39
PITCHER	IP WLS BF H R ER SO ERA WHIP	IP WLS BF H R ER SO ERA WHIP	IP WLS BF H R ER SO ERA WHIP	IP WLS BF H R ER SO ERA WHIP	IP WLS BF H R ER SO ERA WHIP	IP WLS BF H R ER SO ERA WHIP	IP WLS BF H R ER SO ERA WHIP	IP WLS BF H R ER SO ERA WHIP	IP WLS BF H R ER SO ERA WHIP	IP WLS BF H R ER SO ERA WHIP	IP WLS BF H R ER SO ERA WHIP	IP WLS BF H R ER SO ERA WHIP	IP WLS BF H R ER SO ERA WHIP	IP WLS BF H R ER SO ERA WHIP	IP WLS BF H R ER SO ERA WHIP	IP WLS BF H R ER SO ERA WHIP	IP WLS BF H R ER SO ERA WHIP	IP WLS BF H R ER SO ERA WHIP	IP WLS BF H R ER SO ERA WHIP		
31 Cliff Lee, L ERA: 8.1	6.2	2	1	0	0	1	0	0	0	0	0	0	6	9	0.00	3.000					
59 Matt Miller, R ERA:	0.1	3	0	0	0	0	0	0	0	0	0	0	5	9	0.00	0.000					
Arthur Rhodes, L ERA:	1.0	3	0	0	0	0	0	0	0	0	0	0	8	13	0.00	0.000					
Bob Wickman, R ERA: 13.5	1.0	3	0	0	0	1	0	0	0	0	0	0	8	13	0.00	0.000					
Bob Howry, R ERA: 2.7	1.0	L	5	2	1	1	0	0	0	0	0	0	10	14	9.00	2.000					

Chicago White Sox @ Cleveland Indians
Jacobs Field, Cleveland, OH
Wed Apr 13 2005, 7:05 PM EDT
Att: 14,410 - Clear - 49 F


AB	36
R	5
H	9
RBI	5
BB	0
SO	4
LOB	9



Batter	1	2	3	4	5	6	7	8	9	10	AB	R	H	RBI	BB	SO	LOB	BOTTOM					
Coco Crisp, S OBP: 0.308, SLG: 0.333	G6-3			CS	F8			F8		F7	3	1	1	1	2	0	0						
24 Grady Sizemore, L OBP: 0.240, SLG: 0.400	G6-3			CS	F8			HR		F7	5	1	1	1	0	0	2						
48 Travis Hafner, L OBP: 0.438, SLG: 0.333	G6-3			L4	K			K		K	4	0	1	0	1	2	0						
41 Victor Martinez, S OBP: 0.250, SLG: 0.143	F8			F8	F9			K		P3	5	0	0	0	0	1	2						
Ben Broussard, L OBP: 0.333, SLG: 0.423	G3-1			S	G6-3			K		K	4	0	2	0	0	1	1						
Aaron Boone, R OBP: 0.208, SLG: 0.355	G3-1			SH1-3	F8			F9		F9	2	1	0	0	2	0	1						
Ronnie Belliard, R OBP: 0.321, SLG: 0.480	SH1-3			SH1-3	F9			G6-3		G4-3	3	0	0	0	0	0	3	AB 34					
Ryan Ludwick, R ERA: 3.55	K			K	F8			F8		G6-3	3	0	0	0	0	2	2	R 4					
Alex Cora, L OBP: 0.316, SLG: 0.333	K			K	F8			F8		G6-3	1	0	0	0	0	0	0	H 6					
José Hernández, R OBP: 0.273, SLG: 0.200	K			K	F8			F8		G6-3	0	0	0	0	0	0	0	RBI 3					
2 Jhonny Peralta, R OBP: 0.313, SLG: 0.429	G6-3			P2	F9			F9		G6-3	4	1	1	1	0	0	0	BB 5					
Inning Stats	R: 1 E: 0 K: 0 S: 9	H: 0 LOB: 1 BB: 2 P: 22	R: 2 E: 0 K: 1 S: 15	H: 2 LOB: 1 BB: 1 P: 25	R: 0 E: 0 K: 0 S: 5	H: 1 LOB: 2 BB: 1 P: 12	R: 0 E: 0 K: 1 S: 5	H: 0 LOB: 0 BB: 1 P: 10	R: 0 E: 0 K: 1 S: 7	H: 0 LOB: 0 BB: 0 P: 12	R: 0 E: 0 K: 1 S: 8	H: 1 LOB: 1 BB: 0 P: 13	R: 1 E: 0 K: 1 S: 9	H: 1 LOB: 0 BB: 0 P: 16	R: 0 E: 0 K: 2 S: 8	H: 0 LOB: 0 BB: 0 P: 11	R: 0 E: 0 K: 0 S: 7	H: 0 LOB: 0 BB: 0 P: 10	R: 0 E: 0 K: 0 S: 6	H: 1 LOB: 1 BB: 0 P: 11	1B: 3 2B: 2 3B: 0 HR: 1	SF: 0 SAC: 1 DP: 0 HBP: 0	WP: 0 PA: 41
PITCHER	IP WLS BF H R ER SO ERA WHIP	IP WLS BF H R ER SO ERA WHIP	IP WLS BF H R ER SO ERA WHIP	IP WLS BF H R ER SO ERA WHIP	IP WLS BF H R ER SO ERA WHIP	IP WLS BF H R ER SO ERA WHIP	IP WLS BF H R ER SO ERA WHIP	IP WLS BF H R ER SO ERA WHIP	IP WLS BF H R ER SO ERA WHIP	IP WLS BF H R ER SO ERA WHIP	IP WLS BF H R ER SO ERA WHIP	IP WLS BF H R ER SO ERA WHIP	IP WLS BF H R ER SO ERA WHIP	IP WLS BF H R ER SO ERA WHIP	IP WLS BF H R ER SO ERA WHIP	IP WLS BF H R ER SO ERA WHIP	IP WLS BF H R ER SO ERA WHIP	IP WLS BF H R ER SO ERA WHIP	IP WLS BF H R ER SO ERA WHIP				
52 Jose Contreras, R ERA: 3.55	6.2	3	0	0	3	0	0	0	0	0	0	0	9	14	0.00	0.000							
Damaso Marte, L ERA: 2.25	1.0	4	0	0	0	0	0	0	0	0	0	0	9	13	0.00	0.000							
Luis Vizcaino, R ERA: 12.6	1.1	W	4	0	0	0	0	0	0	0	0	0	9	13	0.00	0.000							
Justin Hermanson, R ERA:	1.0	S	4	1	0	0	0	0	0	0	0	0	6	11	0.00	1.000							

Chicago White Sox @ Cleveland Indians
Jacobs Field, Cleveland, OH
Wed Apr 13 2005, 7:05 PM EDT
Att: 14,410 - Clear - 49 F

AB	34
R	4
H	6
RBI	3
BB	5
SO	6
LOB	11



Batter	1	2	3	4	5	6	7	8	9	AB	R	H	RBI	BB	SO	LOB	TOP
Willie Harris, L (1, 4) <small>OBP: 0.455, SLG: 0.400</small> 38 Pablo Ozuna, R (8, FH) <small>OBP: 0.167, SLG: 0.167</small>										3	2	1	1	0	1		Chicago White Sox @ Cleveland Indians Jacobs Field, Cleveland, OH Thu Apr 14 2005, 7:05 PM EDT Att: 12,470 - Partly Cloudy - 47 F
Ross Gload, L (1, 3) <small>OBP: 0.200, SLG: 0.200</small> Tadahito Iguchi, R (8, FH) <small>OBP: 0.290, SLG: 0.393</small> Chris Widger, R (8, 3) <small>OBP: 0.500, SLG: 0.333</small>										4	0	1	0	0	1	3	
Carl Everett, S (1, 7) <small>OBP: 0.353, SLG: 0.567</small> Timo Perez, L (1, 7) <small>OBP: 0.273, SLG: 0.500</small>										0	0	0	1	0	0	0	
14 Paul Konerko, R (1, 10) <small>OBP: 0.278, SLG: 0.618</small>										5	1	1	3	0	0	1	
23 Jermaine Dye, R (1, 9) <small>OBP: 0.242, SLG: 0.313</small>										5	0	2	0	0	0	1	
Aaron Rowand, R (1, 8) <small>OBP: 0.250, SLG: 0.371</small>										5	0	3	0	0	0	1	
12 A.J. Pierzynski, L (1, 2) <small>OBP: 0.250, SLG: 0.387</small>										4	0	0	0	0	1	4	
24 Joe Crede, R (1, 5) <small>OBP: 0.226, SLG: 0.290</small>										4	1	1	0	0	1	1	
5 Juan Uribe, R (1, 6) <small>OBP: 0.233, SLG: 0.269</small>									3	1	2	0	1	0	1		
Inning Stats	R: 1 H: 2 E: 0 LOB: 1 K: 0 BB: 0 S: 10 P: 13	R: 0 H: 1 E: 0 LOB: 1 K: 2 BB: 0 S: 11 P: 12	R: 3 H: 2 E: 0 LOB: 1 K: 1 BB: 2 S: 19 P: 33	R: 1 H: 2 E: 0 LOB: 0 K: 0 BB: 0 S: 10 P: 13	R: 0 H: 2 E: 0 LOB: 2 K: 1 BB: 0 S: 11 P: 15	R: 0 H: 0 E: 0 LOB: 0 K: 0 BB: 1 S: 10 P: 17	R: 0 H: 0 E: 0 LOB: 0 K: 0 BB: 0 S: 10 P: 16	R: 1 H: 2 E: 1 LOB: 2 K: 0 BB: 0 S: 13 P: 19	R: 0 H: 1 E: 0 LOB: 1 K: 0 BB: 0 S: 16 P: 23	1B: 9 SF: 1 2B: 2 SAC: 0 3B: 0 DP: 0 HR: 1 HBP: 0	WP: 0 PA: 42 FB: 0 SB: 1 CS: 0						
PITCHER	IP WLS BF H R ER SO BB IBB HBP BLK WP HR S P ERA WHIP											IP WLS BF H R ER SO BB IBB HBP BLK WP HR S P ERA WHIP					
Scott Elarton, R (1, 1) <small>ERA: 6.3</small>	4.2 24 9 5 5 4 2 0 0 0 0 0 1 58 81 9.64 2.357																
Scott Sauerbeck, L (5, 1) <small>ERA: 5.4</small>	0.1 1 0 0 0 0 0 0 0 0 0 0 0 3 5 0.00 0.000																
63 Rafael Betancourt, R (6, 1) <small>ERA: 5.4</small>	2.0 W 7 0 0 0 0 1 0 0 0 0 0 0 20 33 0.00 0.500																
Arthur Rhodes, L (8, 1) <small>ERA: 10.35</small>	1.0 H 6 2 1 0 0 0 0 0 0 0 0 0 13 19 0.00 2.000																
Bob Wickman, R (9, 1) <small>ERA: 10.35</small>	1.0 S 4 1 0 0 0 0 0 0 0 0 0 0 16 23 0.00 1.000																
Coco Crisp, S (1, 7) <small>OBP: 0.341, SLG: 0.375</small>										4	2	2	0	1	0	1	Chicago White Sox @ Cleveland Indians Jacobs Field, Cleveland, OH Thu Apr 14 2005, 7:05 PM EDT Att: 12,470 - Partly Cloudy - 47 F
Alex Cora, L (1, 4) <small>OBP: 0.333, SLG: 0.318</small>										4	1	1	1	0	1	2	
48 Travis Hafner, L (1, 10) <small>OBP: 0.432, SLG: 0.414</small>										5	1	2	2	0	0	2	
41 Victor Martinez, S (1, 2) <small>OBP: 0.297, SLG: 0.281</small>										4	2	2	2	1	1	2	
Ben Broussard, L (1, 3) <small>OBP: 0.343, SLG: 0.467</small>										4	1	1	2	1	2	3	
Aaron Boone, R (1, 5) <small>OBP: 0.231, SLG: 0.333</small>										2	0	0	1	2	1	3	
24 Grady Sizemore, L (1, 8) <small>OBP: 0.241, SLG: 0.414</small>										4	0	1	0	0	0	3	
José Hernández, R (1, 9) <small>OBP: 0.286, SLG: 0.231</small> Ryan Ludwick, R (7, 9)										3	0	1	0	0	0	5	
2 Johnny Peralta, R (1, 6) <small>OBP: 0.300, SLG: 0.353</small>										3	1	0	0	1	1	2	
Inning Stats	R: 4 H: 3 E: 1 LOB: 0 K: 0 BB: 0 S: 13 P: 20	R: 0 H: 2 E: 0 LOB: 0 K: 0 BB: 0 S: 8 P: 14	R: 0 H: 1 E: 0 LOB: 2 K: 0 BB: 2 S: 10 P: 23	R: 0 H: 0 E: 0 LOB: 0 K: 1 BB: 0 S: 9 P: 13	R: 1 H: 2 E: 0 LOB: 2 K: 0 BB: 1 S: 14 P: 23	R: 3 H: 2 E: 0 LOB: 1 K: 2 BB: 2 S: 16 P: 29	R: 0 H: 0 E: 0 LOB: 1 K: 1 BB: 1 S: 8 P: 13	R: 0 H: 0 E: 0 LOB: 2 K: 2 BB: 1 S: 13 P: 24	1B: 4 SF: 1 2B: 4 SAC: 0 3B: 1 DP: 1 HR: 1 HBP: 1	WP: 1 PA: 42 FB: 0 SB: 1 CS: 0							
PITCHER	IP WLS BF H R ER SO BB IBB HBP BLK WP HR S P ERA WHIP											IP WLS BF H R ER SO BB IBB HBP BLK WP HR S P ERA WHIP					
Orlando Hernandez, R (1, 1) <small>ERA: 3.75</small>	5.0 L 27 8 6 4 1 4 0 0 0 0 0 1 54 97 7.20 2.400																
Neal Cotts, L (6, 1) <small>ERA: 8.1</small>	2.0 10 2 2 2 3 2 0 0 0 0 1 0 24 38 9.00 2.000																
Cliff Politte, R (8, 1) <small>ERA: 2.45</small>	1.0 5 0 0 0 0 2 0 1 1 0 0 0 13 24 0.00 0.000																

Batter	1	2	3	4	5	6	7	8	9	AB	R	H	RBI	BB	SO	LOB	TOP					
Shannon Stewart, R (1, 7) OBP: 0.304, SLG: 0.341	G4-3		G5-3 1B		K			G6-3		3	1	0	0	1	1	0						
Jason Bartlett, R (1, 6) OBP: 0.355, SLG: 0.483	L4		G5-3		G4-3			G6-3		4	0	0	0	0	0	1						
7 Joe Mauer, L (1, 2) OBP: 0.400, SLG: 0.419	G5-3		1B						L7	4	0	1	0	0	0	0						
Matthew LeCroy, R (1, 3) 5 Michael Cuddyer, R (9, PR) OBP: 0.297, SLG: 0.313		G4-3 1B	G6-4-3 1B		G5-3			G5-3	BB	2	1	1	1	2	0	0						
Tori Hunter, R (1, 8) OBP: 0.244, SLG: 0.410		FC1 1B	G6-4-3		G6-3			G6-3		4	1	0	0	0	1	4						
Jacque Jones, L (1, 10) OBP: 0.455, SLG: 0.700	G4-3							G5-3		3	0	0	0	1	0	3						
20 Lew Ford, R (1, 9) OBP: 0.306, SLG: 0.394	G1-3				FC6-4 1B			L1		3	0	0	0	0	0	3						
Terry Tiffee, S (1, 5) Juan Castro, R (8, 5) OBP: 0.354, SLG: 0.300			G4-6-3		G4-6-3			L7		3	0	1	2	0	0	1						
Luis Rivas, R (1, 4) OBP: 0.261, SLG: 0.273	K							G4-3		3	0	0	0	0	2	1						
Inning Stats	R: 0 H: 0 E: 0 K: 0 S: 5	H: 0 LOB: 0 BB: 0 P: 8	R: 2 H: 1 E: 1 K: 1 S: 18	H: 1 LOB: 1 BB: 1 P: 28	R: 1 H: 2 E: 0 K: 0 S: 9	H: 2 LOB: 1 BB: 1 P: 17	R: 0 H: 0 E: 0 K: 0 S: 4	H: 0 LOB: 0 BB: 0 P: 10	R: 0 H: 0 E: 0 K: 2 S: 9	H: 0 LOB: 0 BB: 0 P: 13	R: 0 H: 0 E: 0 K: 0 S: 6	H: 0 LOB: 0 BB: 0 P: 10	R: 0 H: 0 E: 0 K: 0 S: 9	H: 0 LOB: 0 BB: 0 P: 14	R: 0 H: 0 E: 0 K: 0 S: 5	H: 0 LOB: 0 BB: 0 P: 8	R: 0 H: 0 E: 0 K: 1 S: 11	H: 0 LOB: 1 BB: 1 P: 19	1B: 3 2B: 0 3B: 0 HR: 0	SF: 0 SAC: 0 DP: 2 HBP: 0	WP: 0 PB: 0 SB: 0 CS: 0	PA: 33
PITCHER	IP	WLS	BF	H	R	ER	SO	BB	IBB	HBP	BLK	WP	HR	S	P	ERA	WHIP					
37 Jake Westbrook, R (1, 1) ERA: 4.5	8.0	L	29	3	3	1	3	3	0	0	0	0	0	65	108	1.12	0.750					
David Riske, R (9, 1) ERA:	0.2		3	0	0	0	1	1	0	0	0	0	0	9	16	0.00	1.500					
Scott Sauerbeck, L (9, 1) ERA: 4.91	0.1		1	0	0	0	0	0	0	0	0	0	0	2	3	0.00	0.000					

Minnesota Twins @ Cleveland Indians
Jacobs Field, Cleveland, OH
Fri Apr 15 2005, 7:05 PM EDT
Att: 15,360 - Clear - 50 F

AB 29
R 3
H 3
RBI 3
BB 4
SO 4
LOB 13



Batter	1	2	3	4	5	6	7	8	9	AB	R	H	RBI	BB	SO	LOB	BOTTOM					
Coco Crisp, S (1, 7) OBP: 0.333, SLG: 0.386	CS 2B		L8		K			G5-3		4	0	1	0	0	1	2						
Ronnie Belliard, R (1, 4) OBP: 0.281, SLG: 0.414	K		P4		G1-3			G1-3		4	0	0	0	0	1	2						
José Hernández, R (1, 5) OBP: 0.222, SLG: 0.176	K		F7					K		4	0	0	0	0	3	2						
41 Victor Martínez, S (1, 2) Alex Cora, L (9, PR) Josh Bard, S (9, 2) OBP: 0.333, SLG: 0.318		HR			G5-3			E5		3	1	1	1	1	0	0						
Casey Blake, R (1, 9) OBP: 0.333, SLG: 0.370		K			1B			F8		4	0	2	0	0	1	1						
Ben Broussard, L (1, 3) OBP: 0.333, SLG: 0.441		K			1B			L8		4	0	1	0	0	1	3						
Ryan Ludwick, R (1, 10) 48 Travis Hafner, L (9, PH) OBP: 0.421, SLG: 0.400		HR			K			K		3	1	1	1	0	2	2						
2 Jhonny Peralta, R (1, 6) OBP: 0.292, SLG: 0.300		K			K			FC4-6 BB		3	0	0	0	1	2	2						
24 Grady Sizemore, L (1, 8) OBP: 0.242, SLG: 0.394					K			FC4-6 S		4	0	1	0	0	2	1						
Inning Stats	R: 0 H: 1 E: 0 K: 2 S: 13	H: 2 LOB: 0 BB: 0 P: 16	R: 2 H: 2 E: 0 K: 3 S: 15	H: 2 LOB: 0 BB: 0 P: 21	R: 0 H: 1 E: 0 K: 0 S: 5	H: 1 LOB: 1 BB: 0 P: 7	R: 0 H: 2 E: 0 K: 2 S: 17	H: 2 LOB: 2 BB: 0 P: 24	R: 0 H: 0 E: 0 K: 1 S: 8	H: 0 LOB: 1 BB: 0 P: 11	R: 0 H: 0 E: 0 K: 1 S: 11	H: 0 LOB: 1 BB: 1 P: 21	R: 0 H: 1 E: 0 K: 1 S: 14	H: 1 LOB: 2 BB: 1 P: 23	R: 0 H: 0 E: 0 K: 1 S: 12	H: 0 LOB: 0 BB: 0 P: 17	1B: 4 2B: 2 3B: 0 HR: 2	SF: 0 SAC: 0 DP: 1 HBP: 0	WP: 0 PB: 0 SB: 1 CS: 1	PA: 36		
PITCHER	IP	WLS	BF	H	R	ER	SO	BB	IBB	HBP	BLK	WP	HR	S	P	ERA	WHIP					
Johan Santana, L (1, 1) ERA: 4.0	6.0	W	24	6	2	2	10	1	0	0	0	0	0	11	21	0.00	1.000					
J.C. Romero, L (7, 1) ERA:	1.0	H	4	0	0	0	1	1	0	0	0	0	0	14	23	0.00	2.000					
Juan Rincon, R (8, 1) ERA:	1.0	H	5	1	0	0	1	1	0	0	0	0	0	12	17	0.00	0.000					
36 Joe Nathan, R (9, 1) ERA:	1.0	S	3	0	0	0	1	0	0	0	0	0	0	12	17	0.00	0.000					

Minnesota Twins @ Cleveland Indians
Jacobs Field, Cleveland, OH
Fri Apr 15 2005, 7:05 PM EDT
Att: 15,360 - Clear - 50 F

AB 34
R 2
H 7
RBI 2
BB 2
SO 13
LOB 15



Batter	1	2	3	4	5	6	7	8	9	AB	R	H	RBI	BB	SO	LOB	TOP										
Shannon Stewart, R (1, 7) OBP: 0.291, SLG: 0.320	G6-3		SAFE 1-3 1B		F8			F8		4	0	1	0	0	0	0	Minnesota Twins @ Cleveland Indians Jacobs Field, Cleveland, OH Sun Apr 17 2005, 1:05 PM EDT Att: 19,021 - Cloudy - 60 F										
Juan Castro, R (1, 6) OBP: 0.333, SLG: 0.286	K		1-2 1B			K		F9		4	0	1	1	0	2	0											
Tori Hunter, R (1, 8) OBP: 0.286, SLG: 0.500	BB		3-H 2-3 1B			K			G6-3	3	0	0	0	1	2	2											
Matthew LeCroy, R (1, 10) OBP: 0.412, SLG: 0.448	K		F8			1B			G4-3	4	0	1	0	0	1	3											
20 Lew Ford, R (1, 9) OBP: 0.273, SLG: 0.415		G5-3			K					4	0	0	0	0	2	1											
5 Michael Cuddyer, R (1, 5) OBP: 0.286, SLG: 0.333		G6-4-3 1B		P4				G4-3		3	0	1	0	0	0	0											
Terry Tiffee, S (1, 3) OBP: 0.400, SLG: 0.615		G6-4-3 1-2		L8				G4-3		3	0	0	0	0	0	1											
Corky Miller, R (1, 2)			P6			K		F9		3	0	0	0	0	1	0											
Luis Rivas, R (1, 4) OBP: 0.280, SLG: 0.292										2	1	1	0	0	0	0											
7 Joe Mauer, L (8, PH) OBP: 0.366, SLG: 0.378			1B		B1-3			F7		1	0	0	0	0	0	0											
8 Nick Punto, S (8, 4) OBP: 0.389, SLG: 0.231			1B							0	0	0	0	0	0	0											
Inning Stats	R: 0 E: 0 K: 2 S: 9	H: 0 LOB: 1 BB: 1 P: 15	R: 0 E: 0 K: 0 S: 7	H: 1 LOB: 0 BB: 0 P: 10	R: 1 E: 0 K: 1 S: 18	H: 3 LOB: 2 BB: 0 P: 28	R: 0 E: 0 K: 1 S: 13	H: 0 LOB: 0 BB: 0 P: 17	R: 0 E: 0 K: 1 S: 5	H: 0 LOB: 0 BB: 0 P: 9	R: 0 E: 0 K: 3 S: 11	H: 1 LOB: 1 BB: 0 P: 18	R: 0 E: 0 K: 0 S: 6	H: 0 LOB: 0 BB: 0 P: 8	R: 0 E: 0 K: 0 S: 10	H: 0 LOB: 0 BB: 0 P: 15	R: 0 E: 0 K: 0 S: 6	H: 0 LOB: 0 BB: 0 P: 8	1B: 5 2B: 0 3B: 0 HR: 0	SF: 0 SAC: 0 DP: 1 HBP: 0	WP: 0 PB: 0 SB: 0 CS: 0	PA: 32					
PITCHER	IP	WLS	BF	H	R	ER	SO	BB	IBB	HBP	BLK	WP	HR	S	P	ERA	WHIP										
CC Sabathia, L (1, 1) ERA: 1.99	5.2		22	5	1	1	7	1	0	0	0	0	0	60	94	1.59	1.059										
63 Rafael Betancourt, R (8, 1) ERA: 1.69	1.1		4	0	0	0	1	0	0	0	0	0	0	9	11	0.00	0.000										
Bob Howry, R (8, 1) ERA: 1.69	1.0	W	3	0	0	0	0	0	0	0	0	0	0	10	15	0.00	0.000										
Bob Wickman, R (8, 1) ERA: 8.44	1.0	S	3	0	0	0	0	0	0	0	0	0	0	6	8	0.00	0.000										

Batter	1	2	3	4	5	6	7	8	9	AB	R	H	RBI	BB	SO	LOB	BOTTOM										
Coco Crisp, S (1, 7) OBP: 0.304, SLG: 0.346	K		G3-1			G3-4-1		F9		4	0	0	0	0	1	1	Minnesota Twins @ Cleveland Indians Jacobs Field, Cleveland, OH Sun Apr 17 2005, 1:05 PM EDT Att: 19,021 - Cloudy - 60 F										
Alex Cora, L (1, 6) OBP: 0.370, SLG: 0.360			1-2 1B			K		E5 48 HBP 41 BB 1B		3	0	2	0	0	1	0											
José Hernández, R (8, PH) OBP: 0.348, SLG: 0.455			41 G3-6-1 1B							1	0	1	0	0	0	0											
2 Jhonny Peralta, R (9, 6) OBP: 0.296, SLG: 0.348			1-2 1B			G1-3		48 HBP BB		3	0	0	0	1	0	2											
41 Victor Martínez, S (1, 2) OBP: 0.304, SLG: 0.333	F7		G3-6-1 1-2							3	0	0	1	0	0	1											
48 Travis Hafner, L (1, 10) OBP: 0.391, SLG: 0.351	F7				G4-3					3	0	0	1	0	0	1											
Casey Blake, R (1, 9) OBP: 0.294, SLG: 0.323		G6-3			P3					4	0	0	0	0	1	3											
Ryan Ludwick, R (9, 9) OBP: 0.263, SLG: 0.500						G5-3		K		0	0	0	0	0	0	0											
Ben Broussard, L (1, 3) OBP: 0.333, SLG: 0.432		F9			G3-1					3	0	1	0	0	0	0											
Aaron Boone, R (1, 5) OBP: 0.217, SLG: 0.300						G6-3				3	0	1	0	0	0	1											
24 Grady Sizemore, L (1, 8) OBP: 0.205, SLG: 0.333										3	0	0	0	0	0	1											
Ronnie Belliard, R (1, 4) OBP: 0.282, SLG: 0.472										3	2	2	1	0	0	0											
Inning Stats	R: 0 E: 0 K: 1 S: 9	H: 1 LOB: 1 BB: 0 P: 14	R: 0 E: 0 K: 0 S: 10	H: 1 LOB: 1 BB: 0 P: 13	R: 1 E: 0 K: 0 S: 10	H: 2 LOB: 0 BB: 0 P: 16	R: 0 E: 0 K: 0 S: 3	H: 0 LOB: 0 BB: 0 P: 4	R: 0 E: 0 K: 1 S: 5	H: 0 LOB: 0 BB: 0 P: 8	R: 0 E: 0 K: 1 S: 5	H: 0 LOB: 0 BB: 0 P: 10	R: 0 E: 0 K: 0 S: 4	H: 1 LOB: 1 BB: 0 P: 7	R: 1 E: 1 K: 1 S: 20	H: 2 LOB: 3 BB: 1 P: 30	R: 1 E: 1 K: 1 S: 20	H: 2 LOB: 3 BB: 1 P: 30	1B: 6 2B: 0 3B: 0 HR: 1	SF: 0 SAC: 0 DP: 1 HBP: 1	WP: 0 PB: 0 SB: 0 CS: 0	PA: 32					
PITCHER	IP	WLS	BF	H	R	ER	SO	BB	IBB	HBP	BLK	WP	HR	S	P	ERA	WHIP										
Joe Mays, R (1, 1) ERA: 3.21	7.0		25	5	1	1	2	0	0	0	0	0	0	47	72	1.29	0.714										
J.C. Romero, L (8, 1) ERA: 1.5	0.2	L	6	2	1	1	0	1	0	1	0	0	0	17	27	13.50	4.500										
2B Jesse Crain, R (8, 1) ERA:	0.1		1	0	0	0	1	0	0	0	0	0	0	3	3	0.00	0.000										



Batter	1	2	3	4	5	6	7	8	9	AB	R	H	RBI	BB	SO	LOB	TOP				
Coco Crisp, S OBP: 0.311, SLG: 0.375 (1, 7)	1-2 E3 41 G4-6-3 24 E	0-1 F7		3-1 24 1B 3B		4-0 BB			1-1 G3	4	1	1	0	1	0	1	Cleveland Indians @ Kansas City Royals Kauffman Stadium, Kansas City, MO Mon Apr 18 2005, 7:10 PM CDT Att: 11,115 - Partly Cloudy - 73 F				
24 Grady Sizemore, L OBP: 0.205, SLG: 0.318 (1, 8)	2-1 E6 41 G4-6-3		0-0 F9	2-1 3B		1-2 F7			2-3 K	5	0	1	1	0	1	2					
41 Victor Martinez, S OBP: 0.300, SLG: 0.310 (1, 2)	0-1 G4-6-3		1-1 G3	2-2 G4-3			4-1 48 G5-4-3 BB			3	0	0	0	1	0	3					
48 Travis Hafner, L OBP: 0.380, SLG: 0.341 (1, 10)	2-1 G4-6-3		2-2 1B		1-3 K		3-2 G5-4-3 1-2 BB			4	0	1	0	0	1	2					
Casey Blake, R OBP: 0.316, SLG: 0.457 (1, 9)		1-2 HR	3-2 P5		2-2 2B		1-2 L9			4	1	2	1	0	0	1					
Ben Broussard, L OBP: 0.326, SLG: 0.488 (1, 3)		3-0 HR		3-3 K	0-0 F8			2-2 L3		4	1	1	1	0	1	1					
Aaron Boone, R OBP: 0.220, SLG: 0.279 (1, 5)		0-0 P3		2-2 2 3B HBP	1-3 K			2-3 K		3	1	0	0	0	2	1					
Ronnie Belliard, R OBP: 0.279, SLG: 0.450 (1, 4)		1-2 L6		2-2 P4		0-0 2 G5-4-3 1B		2-1 P6		4	0	1	0	0	0	1					
2 Jhonny Peralta, R OBP: 0.323, SLG: 0.423 (1, 6)		4-2 BB		0-0 1-H WP 3B		0-0 G5-4-3 1-2		1-0 G4-3		3	1	1	1	1	0	1					
Inning Stats	R: 0 E: 2 K: 0 S: 11	H: 0 LOB: 1 BB: 0 P: 16	R: 2 E: 0 K: 0 S: 13	H: 2 LOB: 1 BB: 1 P: 22	R: 0 E: 0 K: 0 S: 10	H: 1 LOB: 1 BB: 0 P: 16	R: 3 E: 0 K: 1 S: 17	H: 3 LOB: 1 BB: 0 P: 31	R: 0 E: 0 K: 2 S: 10	H: 1 LOB: 1 BB: 0 P: 14	R: 0 E: 0 K: 0 S: 7	H: 0 LOB: 0 BB: 1 P: 15	R: 0 E: 0 K: 1 S: 11	H: 0 LOB: 0 BB: 0 P: 17	R: 0 E: 0 K: 1 S: 6	H: 0 LOB: 0 BB: 0 P: 10	1B: 3 2B: 1 3B: 2 HR: 2	SF: 0 SAC: 0 DP: 3 HBP: 1	WP: 1 PB: 0 SB: 0 CS: 0	PA: 38	
PITCHER	IP	WLS	BF	H	R	ER	SO	BB	IBB	HBP	BLK	WP	HR	S	P	ERA	WHIP				
23 Zack Greinke, R ERA: 3.38	5.0	L	25	7	5	5	3	1	0	1	0	1	2	61	99	9.00	1.600				
Mike Wood, R ERA: 7.0	3.0		10	1	0	0	1	2	0	0	0	0	0	23	42	0.00	1.000				
Mike MacDougal, R ERA: 2.84	1.0		3	0	0	0	1	0	0	0	0	0	0	6	10	0.00	0.000				

AB 34
R 5
H 8
RBI 4
BB 3
SO 5
LOB 13



Batter	1	2	3	4	5	6	7	8	9	AB	R	H	RBI	BB	SO	LOB	BOTTOM				
9 David DeJesus, L OBP: 0.379, SLG: 0.392 (1, 8)	2-1 G3-1		1-2 L7			0-2 G6-3		0-0 4 G6-3 1B		4	0	1	0	0	0	2	Cleveland Indians @ Kansas City Royals Kauffman Stadium, Kansas City, MO Mon Apr 18 2005, 7:10 PM CDT Att: 11,115 - Partly Cloudy - 73 F				
4 Angel Berroa, R OBP: 0.327, SLG: 0.429 (1, 6)	3-2 F8			1-1 14 S 1B		3-3 K		0-2 G6-3		4	0	1	1	0	1	2					
29 Mike Sweeney, R OBP: 0.321, SLG: 0.444 (1, 10)	2-0 P6			1-1 P3		1-3 K		3-H F7		4	0	0	0	0	1	3					
Eli Marrero, R OBP: 0.194, SLG: 0.286 (1, 3)		1-2 G6-3		1-1 P2		3-2 F7		0-0 G5-3		4	0	0	0	0	0	1					
14 John Buck, R OBP: 0.200, SLG: 0.135 (1, 2)				0-2 G5-3		4-0 BB		4-2 BB		2	0	0	0	2	1	1					
Terrence Long, L OBP: 0.297, SLG: 0.417 (1, 7)		3-2 L8		1-2		0-1 F7		2-3 K		4	0	0	0	0	1	2					
Emil Brown, R OBP: 0.282, SLG: 0.324 (1, 9)			0-0 G5-3		2-3 K		0-3 K		1-2 G1-3	4	0	0	0	0	2	2					
Tony Graffanino, R OBP: 0.375, SLG: 0.324 (1, 5)			4-0 9 S BB		1-1 F9			3-2 K		2	0	0	0	1	1	0					
Ruben Gotay, S OBP: 0.324, SLG: 0.441 (1, 4)			1-1 P4		1-0 2B			4-2 9 1B 4 G6-3 BB		2	1	1	0	1	0	1					
Inning Stats	R: 0 E: 0 K: 0 S: 9	H: 0 LOB: 0 BB: 0 P: 16	R: 0 E: 0 K: 1 S: 14	H: 0 LOB: 0 BB: 0 P: 21	R: 0 E: 0 K: 0 S: 6	H: 1 LOB: 1 BB: 0 P: 12	R: 0 E: 0 K: 0 S: 9	H: 0 LOB: 0 BB: 0 P: 10	R: 0 E: 0 K: 2 S: 10	H: 1 LOB: 1 BB: 0 P: 15	R: 0 E: 0 K: 1 S: 11	H: 0 LOB: 1 BB: 1 P: 18	R: 1 E: 0 K: 1 S: 18	H: 1 LOB: 1 BB: 1 P: 26	R: 0 E: 0 K: 1 S: 10	H: 0 LOB: 1 BB: 1 P: 17	1B: 2 2B: 1 3B: 0 HR: 0	SF: 0 SAC: 0 DP: 0 HBP: 0	WP: 0 PB: 0 SB: 0 CS: 0	PA: 34	
PITCHER	IP	WLS	BF	H	R	ER	SO	BB	IBB	HBP	BLK	WP	HR	S	P	ERA	WHIP				
31 Cliff Lee, L ERA: 4.76	7.0	W	25	2	0	0	5	2	0	0	0	0	0	65	104	0.00	0.571				
63 Rafael Betancourt, R ERA: 0.9	1.0		5	1	1	1	1	1	0	0	0	0	0	18	26	9.00	2.000				
Arthur Rhodes, L ERA:	1.0		4	0	0	0	1	1	0	0	0	0	0	10	17	0.00	1.000				

AB 30
R 1
H 3
RBI 1
BB 4
SO 7
LOB 14



Batter	1	2	3	4	5	6	7	8	9	AB	R	H	RBI	BB	SO	LOB	TOP					
Coco Crisp, S OBP: 0.314, SLG: 0.375	0-3 K		2-0 2B		0-3 K			2-0 F9		4	0	1	0	0	2	1	Cleveland Indians @ Los Angeles Angels Angel Stadium of Anaheim, Anaheim, CA Wed Apr 20 2005, 7:05 PM PDT Att: 42,531 - Clear - 64 F					
Alex Cora, L OBP: 0.324, SLG: 0.313	0-1 G5-3		0-0 F7			2-2 F8		3-2 G6-3		4	0	0	0	0	0	2						
41 Victor Martinez, S OBP: 0.305, SLG: 0.327	2-1 2B		4-2 BB			1-2 G3			2-0 G3-1	3	0	1	0	1	0	0						
48 Travis Hafner, L OBP: 0.390, SLG: 0.367	4-2 BB		0-2 F9			1-0 G4-3			2-3 K	3	0	0	0	1	1	2						
Casey Blake, R OBP: 0.302, SLG: 0.425	0-2 G6-3			1-1 G6-3				0-2 24 CS 1B	2-3 K	4	0	1	0	0	1	2						
Ben Brussard, L OBP: 0.315, SLG: 0.438		0-3 K		1-0 F8				0-2 F7		3	0	0	0	0	1	1						
Aaron Boone, R OBP: 0.224, SLG: 0.275		2-3 K		2-3 K				0-0 P6		3	0	0	0	0	2	1						
24 Grady Sizemore, L OBP: 0.231, SLG: 0.327		3-3 K			0-0 G4-3			2-2 CS	1-1 P6	3	0	0	0	0	1	0						
Ronnie Belliard, R OBP: 0.292, SLG: 0.432			3-2 F9		1-2 G4-3			1-0 1B		3	0	1	0	0	0	0						
Inning Stats	R: 0 E: 0 K: 1 S: 12	H: 1 LOB: 2 BB: 1 P: 18	R: 0 E: 0 K: 3 S: 12	H: 0 LOB: 0 BB: 0 P: 17	R: 0 E: 0 K: 0 S: 12	H: 1 LOB: 2 BB: 1 P: 21	R: 0 E: 0 K: 1 S: 6	H: 0 LOB: 0 BB: 0 P: 10	R: 0 E: 0 K: 1 S: 9	H: 0 LOB: 0 BB: 0 P: 10	R: 0 E: 0 K: 0 S: 8	H: 0 LOB: 0 BB: 0 P: 12	R: 0 E: 0 K: 0 S: 9	H: 1 LOB: 0 BB: 0 P: 11	R: 0 E: 0 K: 0 S: 9	H: 1 LOB: 1 BB: 0 P: 16	R: 0 E: 0 K: 2 S: 7	H: 0 LOB: 0 BB: 0 P: 13	1B: 2 2B: 2 3B: 0 HR: 0	SF: 0 SAC: 0 DP: 0 HBP: 0	WP: 0 PB: 0 CS: 1	PA: 33
PITCHER	IP	WLS	BF	H	R	ER	SO	BB	IBB	HBP	BLK	WP	HR	S	P	ERA	WHIP					
40 Bartolo Colon, R ERA: 2.6	(1, 1)	8.0	W	29	4	0	6	2	0	0	0	0	0	77	115	0.00	0.750					
Francisco Rodríguez, R ERA:	(8, 1)	1.0	S	3	0	0	2	0	0	0	0	0	0	7	13	0.00	0.000					

Batter	1	2	3	4	5	6	7	8	9	AB	R	H	RBI	BB	SO	LOB	BOTTOM					
Darin Erstad, L OBP: 0.333, SLG: 0.478	2-2 F8		1-2 2H 1B		3-2 G6-3			0-1 F7 1B		4	0	2	1	0	0	0	Cleveland Indians @ Los Angeles Angels Angel Stadium of Anaheim, Anaheim, CA Wed Apr 20 2005, 7:05 PM PDT Att: 42,531 - Clear - 64 F					
Jeff DaVanon, S OBP: 0.256, SLG: 0.211	1-3 K		1 SAFE 2-1 G1-3			4-1 27 G5-4-3 BB		1 SAFE 2-2 F7		3	0	0	0	1	1	2						
27 Vladimir Guerrero, R OBP: 0.391, SLG: 0.650	3-2 G6-3			0-0 16 G3 1B		1-0 G5-4-3		1-2		3	0	1	0	0	0	1						
16 Garret Anderson, L OBP: 0.303, SLG: 0.397		1-0 F7		2-1 G3		1-0 P5				3	0	0	0	0	0	1						
Steve Finley, L OBP: 0.274, SLG: 0.315		1-1 G6-3		0-1 G4-3				0-1 G4-3		3	0	0	0	0	0	1						
Orlando Cabrera, R OBP: 0.328, SLG: 0.389		1-1 G6-3		4-0 BB				1-2 F9		2	0	0	0	1	0	0						
8 Dallas McPherson, L 6 Maicer Izturis, S OBP: 0.211, SLG: 0.389			0-3 K		1-3 K			0-3 K		3	0	0	0	0	3	2						
José Molina, R OBP: 0.417, SLG: 0.300			1-1 9 G1-3 1B		1-1 L6			1-2 G4-3		3	1	1	0	0	0	0						
9 Chone Figgins, S OBP: 0.295, SLG: 0.446			3-2 G1-3		1-0 L1			3-2 HR		3	1	1	1	0	0	1						
Inning Stats	R: 0 E: 0 K: 1 S: 10	H: 0 LOB: 0 BB: 0 P: 16	R: 0 E: 0 K: 0 S: 5	H: 0 LOB: 0 BB: 0 P: 8	R: 1 E: 0 K: 1 S: 14	H: 2 LOB: 1 BB: 0 P: 21	R: 0 E: 0 K: 1 S: 8	H: 1 LOB: 2 BB: 1 P: 15	R: 0 E: 0 K: 0 S: 6	H: 0 LOB: 0 BB: 0 P: 11	R: 0 E: 0 K: 0 S: 3	H: 0 LOB: 0 BB: 1 P: 9	R: 0 E: 0 K: 1 S: 10	H: 0 LOB: 0 BB: 0 P: 11	R: 1 E: 0 K: 0 S: 12	H: 2 LOB: 2 BB: 0 P: 18	R: 0 E: 0 K: 0 S: 7	H: 0 LOB: 0 BB: 0 P: 13	1B: 4 2B: 0 3B: 0 HR: 1	SF: 0 SAC: 0 DP: 1 HBP: 0	WP: 0 PB: 0 CS: 0	PA: 29
PITCHER	IP	WLS	BF	H	R	ER	SO	BB	IBB	HBP	BLK	WP	HR	S	P	ERA	WHIP					
37 Jake Westbrook, R ERA: 3.81	(1, 1)	8.0	L	29	5	2	4	2	0	0	0	0	1	68	109	2.25	0.875					

Batter	1	2	3	4	5	6	7	8	9	AB	R	H	RBI	BB	SO	LOB	TOP										
Coco Crisp, S OBP: 0.325, SLG: 0.392 (1, 7)										5	1	2	0	0	0	3											
Alex Cora, L OBP: 0.333, SLG: 0.324 (1, 6)										5	1	2	1	0	2	4											
41 Victor Martinez, S OBP: 0.319, SLG: 0.373 (1, 2)										5	0	1	0	0	0	6											
48 Travis Hafner, L OBP: 0.391, SLG: 0.390 (1, 10)										5	1	1	1	0	3	3											
Casey Blake, R OBP: 0.321, SLG: 0.396 (1, 9)										3	1	1	1	2	0	0											
Ben Broussard, L OBP: 0.288, SLG: 0.396 (1, 3)										4	0	0	0	0	0	5											
Ronnie Belliard, R OBP: 0.316, SLG: 0.538 (1, 4)										3	1	1	3	1	1	2											
José Hernández, R OBP: 0.323, SLG: 0.414 (1, 5)										3	0	0	0	1	0	1											
24 Grady Sizemore, L OBP: 0.299, SLG: 0.321 (1, 8)										2	1	1	0	2	0	0											
Inning Stats	R: 5 E: 0 K: 0 S: 17	H: 5 LOB: 0 BB: 0 P: 24	R: 0 E: 1 K: 1 S: 12	H: 1 LOB: 2 BB: 1 P: 20	R: 0 E: 0 K: 0 S: 12	H: 0 LOB: 0 BB: 2 P: 23	R: 0 E: 0 K: 1 S: 6	H: 0 LOB: 0 BB: 0 P: 7	R: 0 E: 0 K: 1 S: 12	H: 1 LOB: 2 BB: 1 P: 25	R: 1 E: 0 K: 0 S: 14	H: 1 LOB: 1 BB: 1 P: 18	R: 0 E: 0 K: 1 S: 9	H: 0 LOB: 0 BB: 0 P: 13	R: 0 E: 0 K: 2 S: 13	H: 1 LOB: 2 BB: 1 P: 21	R: 0 E: 0 K: 0 S: 6	H: 0 LOB: 0 BB: 0 P: 9	1B: 7 2B: 2 3B: 0 HR: 1	SF: 0 SAC: 0 DP: 1 HBP: 0	WP: 0 PB: 0 SB: 0 CS: 1	PA: 41					
PITCHER	IP	WLS	BF	H	R	ER	SO	BB	IBB	HBP	BLK	WP	HR	S	P	ERA	WHIP										
Gil Meche, R ERA: 6.86 (1, 1)	5.0	L	25	7	5	5	3	4	0	0	0	0	1	59	99	9.00	2.200										
40 Julio Mateo, R ERA: 1.13 (6, 1)	2.0		8	1	1	1	1	1	0	0	0	0	0	23	31	4.50	1.000										
Jeff Nelson, R ERA: 3.6 (8, 1)	1.0		5	1	0	0	2	1	0	0	0	0	0	13	21	0.00	2.000										
20 J.J. Putz, R ERA: (9, 1)	1.0		3	0	0	0	0	0	0	0	0	0	0	6	9	0.00	0.000										

Cleveland Indians @ Seattle Mariners
Safeco Field, Seattle, WA
Fri Apr 22 2005, 7:05 PM PDT
Att. 43,207 - Clear - 74 F

AB 35
R 6
H 9
RBI 6
BB 6
SO 6
LOB 24



Batter	1	2	3	4	5	6	7	8	9	AB	R	H	RBI	BB	SO	LOB	BOTTOM										
51 Ichiro Suzuki, L OBP: 0.413, SLG: 0.456 (1, 9)										4	0	0	0	0	0	0											
Randy Winn, S OBP: 0.388, SLG: 0.383 (1, 7)										4	0	1	0	0	0	0											
29 Adrian Beltré, R OBP: 0.286, SLG: 0.318 (1, 5)										3	0	0	0	1	1	1											
Richie Sexson, R OBP: 0.267, SLG: 0.491 (1, 3)										4	0	0	0	0	1	2											
Bret Boone, R OBP: 0.343, SLG: 0.415 (1, 4)										4	1	2	0	0	1	0											
Raul Ibanez, L OBP: 0.362, SLG: 0.459 (1, 10)										3	0	2	0	1	0	1											
16 Willie Bloomquist, R OBP: 0.231, SLG: 0.333 (1, 8)										3	0	1	1	0	0	2											
Miguel Olivo, R OBP: 0.163, SLG: 0.167 (1, 2)										3	0	0	0	0	1	3											
39 Wilson Valdez, R OBP: 0.245, SLG: 0.269 (1, 6)										3	0	0	0	0	1	2											
Inning Stats	R: 0 E: 0 K: 1 S: 6	H: 0 LOB: 1 BB: 1 P: 14	R: 1 E: 0 K: 2 S: 14	H: 2 LOB: 1 BB: 0 P: 22	R: 0 E: 0 K: 0 S: 8	H: 1 LOB: 1 BB: 0 P: 13	R: 0 E: 0 K: 0 S: 9	H: 2 LOB: 1 BB: 0 P: 15	R: 0 E: 0 K: 0 S: 5	H: 0 LOB: 0 BB: 0 P: 8	R: 0 E: 0 K: 2 S: 9	H: 0 LOB: 0 BB: 0 P: 11	R: 0 E: 0 K: 0 S: 7	H: 0 LOB: 1 BB: 1 P: 14	R: 0 E: 0 K: 0 S: 10	H: 0 LOB: 0 BB: 0 P: 13	R: 0 E: 0 K: 0 S: 8	H: 1 LOB: 1 BB: 0 P: 14	1B: 4 2B: 2 3B: 0 HR: 0	SF: 1 SAC: 0 DP: 1 HBP: 0	WP: 0 PB: 0 SB: 1 CS: 0	PA: 34					
PITCHER	IP	WLS	BF	H	R	ER	SO	BB	IBB	HBP	BLK	WP	HR	S	P	ERA	WHIP										
CC Sabathia, L ERA: 1.42 (1, 1)	7.0	W	27	5	1	1	5	2	0	0	0	0	0	18	27	0.00	0.500										
David Riske, R ERA: (8, 1)	2.0		7	1	0	0	0	0	0	0	0	0	0	18	27	0.00	0.500										

Cleveland Indians @ Seattle Mariners
Safeco Field, Seattle, WA
Fri Apr 22 2005, 7:05 PM PDT
Att. 43,207 - Clear - 74 F

AB 31
R 1
H 6
RBI 1
BB 2
SO 5
LOB 11



Batter	1	2	3	4	5	6	7	8	9	AB	R	H	RBI	BB	SO	LOB	TOP										
Coco Crisp, S OBP: 0.341, SLG: 0.397 (1, 7) X	0-0 48 BB 1B		4-2 41 G3 48 FC1-2 1B BB		2-3 K		1-0 41 2B 1B		1-3 K	4	1	2	1	1	2	0											
Ronnie Belliard, R OBP: 0.339, SLG: 0.596 (1, 4) C X	0-1 F7		1-2 48 FC1-2 41 G3 1B		1-2 G5-3		2-0 2-H 1B		1-0 HR	5	2	3	1	0	0	1											
41 Victor Martinez, S OBP: 0.311, SLG: 0.375 (1, 2) P C X	2-1 F8		0-1 G3		0-1 G3-1		3-0 1-H 2-H 2B		0-0 G1-3	5	0	1	2	0	0	3											
48 Travis Hafner, L OBP: 0.384, SLG: 0.371 (1, 10) 1 SAFE	4-2 BB		1-1 FC1-2		1-1 G5-3		1-2 L6			3	0	0	0	1	0	3											
Casey Blake, R OBP: 0.316, SLG: 0.373 (1, 9) C C C	0-3 K		1-2 G4-3		3-2 L4		4-2 FC1-4 BLK BB			3	0	0	0	1	1	4											
Ben Broussard, L OBP: 0.302, SLG: 0.393 (1, 3) B C X		4-2 24 FC6-4 BB		1-1 G6-4-3 1B		1-0 P6		2-2 1 SAFE 1 SAFE 1 SAFE FC1-6-5 S E		3	1	1	0	1	0	1											
Aaron Boone, R OBP: 0.209, SLG: 0.237 (1, 5) C X	0-3 K		0-3 G6-4-3		1-0 G6-4-3		2-2 P3		3-3 K	4	0	0	0	0	2	2	AB 35										
24 Grady Sizemore, L OBP: 0.258, SLG: 0.317 (1, 8) B C X	2-1 FC6-4		1-3 K		1-3 K		0-1 2 G4-3 1B		2-3 K	4	1	1	0	0	2	2	R 5										
2 Jhonny Peralta, R OBP: 0.279, SLG: 0.351 (1, 6) 1 SAFE	3-3 K		2-3 K		2-2 G4-3				3-1 L4	4	0	0	0	0	2	3	H 8										
Inning Stats	R: 0 E: 0 K: 1 S: 12	H: 1 LOB: 2 BB: 1 P: 17	R: 0 E: 0 K: 2 S: 10	H: 0 LOB: 1 BB: 1 P: 19	R: 0 E: 0 K: 0 S: 12	H: 1 LOB: 2 BB: 1 P: 19	R: 0 E: 0 K: 1 S: 8	H: 0 LOB: 0 BB: 0 P: 11	R: 0 E: 0 K: 0 S: 7	H: 0 LOB: 0 BB: 0 P: 12	R: 3 E: 0 K: 0 S: 16	H: 4 LOB: 1 BB: 0 P: 26	R: 1 E: 0 K: 2 S: 11	H: 0 LOB: 0 BB: 1 P: 22	R: 1 E: 0 K: 1 S: 9	H: 1 LOB: 0 BB: 0 P: 14	1B: 6 2B: 1 3B: 0 HR: 1	SF: 0 SAC: 0 DP: 0 HBP: 0	WP: 0 PB: 0 SB: 1 CS: 0	PA: 39							
PITCHER	IP	WLS	BF	H	R	ER	SO	BB	IBB	HBP	BLK	WP	HR	S	P	ERA	WHIP										
Aaron Sele, R ERA: 5.58 (1, 1)	6.2	L	29	6	3	3	6	3	0	0	0	0	0	73	113	4.05	1.350										
Ron Villone, L ERA: (7, 1)	1.1		6	1	1	0	2	1	0	0	1	0	0	15	30	0.00	1.500										
Shigetoshi Hasegawa, R ERA: 2.0 (9, 1)	1.0		4	1	1	1	1	0	0	0	0	0	1	9	14	9.00	1.000										

Cleveland Indians @ Seattle Mariners
Safeco Field, Seattle, WA
Sat Apr 23 2005, 6:05 PM PDT
Att: 33,564 - Roof Closed - 59 F

AB 35
R 5
H 8
RBI 4
BB 4
SO 9
LOB 19



Batter	1	2	3	4	5	6	7	8	9	AB	R	H	RBI	BB	SO	LOB	BOTTOM										
51 Ichiro Suzuki, L OBP: 0.405, SLG: 0.458 (1, 9) X	0-0 29 L6-4 2B			1-1 P6		0-0 G4-3		2-3 K		4	0	1	0	0	1	1											
Randy Winn, S OBP: 0.381, SLG: 0.365 (1, 7) X	0-0 B1			3-2 G6-3		3-1 F8			4-0 29 1B 1B	3	1	0	0	1	0	2											
29 Adrián Beltré, R OBP: 0.284, SLG: 0.314 (1, 5) C B X	1-2 L6-4			1-3 K		1-1 F8			3-2 E 1B G6-4-3 1B	4	1	1	0	0	1	1											
Richie Sexson, R OBP: 0.281, SLG: 0.492 (1, 3) C X	0-1 F9			0-3 K		3-2 BB 1B			3-2 E9 G6-4-3 1B	4	0	2	1	0	1	0											
Bret Boone, R OBP: 0.338, SLG: 0.397 (1, 4) B X	1-0 L7			1-1 G4-3		4-2 BB 1B			0-1 G6-4-3	3	0	0	0	1	0	1											
Raul Ibanez, L OBP: 0.356, SLG: 0.462 (1, 10) B C X	1-3 K			3-2 2B		1-2 BB			1-2 3-H F7	4	0	1	0	0	2	2											
Dan Wilson, R OBP: 0.222, SLG: 0.176 (1, 2) C X			3-2 F7		0-0 F9		3-2 G3			3	0	0	0	0	0	3											
7 Jeremy Reed, L OBP: 0.371, SLG: 0.370 (1, 8) C X			0-1 F9			3-2 51 G4-3 2B			1-2 16 G4-6-3 1B	3	0	2	0	0	0	0											
16 Willie Bloomquist, R OBP: 0.188, SLG: 0.287 (1, 6) X			0-0 F9			3-3 K			0-0 G4-6-3	3	0	0	0	0	1	2											
Inning Stats	R: 0 E: 0 K: 0 S: 5	H: 1 LOB: 0 BB: 0 P: 6	R: 0 E: 0 K: 1 S: 7	H: 0 LOB: 0 BB: 0 P: 9	R: 0 E: 0 K: 1 S: 6	H: 0 LOB: 0 BB: 0 P: 9	R: 0 E: 0 K: 1 S: 9	H: 0 LOB: 0 BB: 0 P: 14	R: 0 E: 0 K: 1 S: 10	H: 1 LOB: 1 BB: 0 P: 14	R: 0 E: 0 K: 1 S: 16	H: 1 LOB: 2 BB: 0 P: 25	R: 0 E: 0 K: 1 S: 17	H: 1 LOB: 2 BB: 1 P: 30	R: 0 E: 0 K: 1 S: 8	H: 1 LOB: 0 BB: 0 P: 11	R: 2 E: 1 K: 0 S: 15	H: 2 LOB: 0 BB: 1 P: 25	1B: 4 2B: 4 3B: 0 HR: 0	SF: 0 SAC: 0 DP: 3 HBP: 0	WP: 0 PB: 0 SB: 0 CS: 0	PA: 33					
PITCHER	IP	WLS	BF	H	R	ER	SO	BB	IBB	HBP	BLK	WP	HR	S	P	ERA	WHIP										
31 Cliff Lee, L ERA: 3.38 (1, 1)	7.0	W	25	4	0	0	5	1	0	0	0	0	0	70	107	0.00	0.714										
Arthur Rhodes, L ERA: 1.99 (8, 1)	1.0		3	1	0	0	1	0	0	0	0	0	0	8	11	0.00	1.000										
Bob Howry, R ERA: 2.45 (9, 1)	0.0		3	2	2	1	0	1	0	0	0	0	0	11	21	∞	∞										
Bob Wickman, R ERA: 7.36 (9, 1)	1.0	S	2	0	0	0	0	0	0	0	0	0	0	4	4	0.00	0.000										

Cleveland Indians @ Seattle Mariners
Safeco Field, Seattle, WA
Sat Apr 23 2005, 6:05 PM PDT
Att: 33,564 - Roof Closed - 59 F

AB 31
R 2
H 7
RBI 1
BB 2
SO 6
LOB 12



Batter	1	2	3	4	5	6	7	8	9	AB R H RBI BB SO LOB	TOP							
15 Brandon Inge, R OBP: 0.434, SLG: 0.534	4-1 BB G5-4-3	2-0 G4-3	2-1 1-2 2-H 3-H 1B		2-2 F8			2-2 G6-3		4 0 1 2 1 0 2	Detroit Tigers @ Cleveland Indians Jacobs Field, Cleveland, OH Wed Apr 27 2005, 7:05 PM EDT Att. 12,162 - Overcast - 50 F							
Ivan Rodriguez, R OBP: 0.395, SLG: 0.507	0-0 F8				0-3 SAFE K			0-0 G5-3		5 1 1 0 0 1 4								
13 Vance Wilson, R OBP: 0.231, SLG: 0.167										0 0 0 0 0 0 0								
9 Carlos Guillen, S OBP: 0.468, SLG: 0.565	1-1 G5-4-3		0-0 G6-3 1B	4-2 2B SF9 BB	0-0 G4-3			2-2 1B		4 2 2 0 1 0 2								
Rondell White, R OBP: 0.319, SLG: 0.516		1-1 G5-3	3-2 G6-3	0-0 2B		1-3 K		2-3 K		4 0 1 1 0 1 1								
33 Marcus Thames, R OBP: 0.207, SLG: 0.269			2-3 3-H 1B	1-3 2B						1 0 0 0 0 1 1								
Dmitri Young, S OBP: 0.407, SLG: 0.630		1-1 2B 20 WP HBP	0-0 HR	1-0 G6-3		1-1 G6-3		1-2 F7		3 2 1 1 0 0 2								
Bobby Higginson, L OBP: 0.143, SLG: 0.100			3-1 HR	1-0 G6-3						1 0 0 0 0 0 0								
Craig Monroe, R OBP: 0.301, SLG: 0.439		1-0 P3	3-1 HR	1-0 SF9		3-2 F9		1-2 1B		4 1 2 3 0 0 1								
Carlos Pena, L OBP: 0.347, SLG: 0.310		2-1 20 WP 2B	0-2 BB 15 1B 2B	4-2 BB		2-2 G3		1-3 K		4 2 2 0 1 1 1								
20 Omar Infante, R OBP: 0.284, SLG: 0.348		3-1 2B	4-2 BB 15 1B BB	1-3 K		3-2 F9		0-0 G5-3		4 2 1 1 1 1 3								
Nook Logan, S OBP: 0.432, SLG: 0.543		0-2 2H 2B	4-2 1-2 2-3 BB		4-2 BB		1-2 F7			2 0 1 1 2 0 0								
Inning Stats	R: 0 E: 0 K: 0 S: 4	H: 0 LOB: 0 BB: 1 P: 9	R: 3 E: 0 K: 0 S: 12	H: 3 LOB: 1 BB: 0 P: 22	R: 6 E: 0 K: 0 S: 26	H: 6 LOB: 1 BB: 2 P: 46	R: 1 E: 0 K: 1 S: 13	H: 1 LOB: 2 BB: 2 P: 24	R: 0 E: 0 K: 1 S: 10	H: 0 LOB: 1 BB: 1 P: 16	R: 0 E: 0 K: 1 S: 11	H: 1 LOB: 1 BB: 0 P: 17	R: 0 E: 0 K: 1 S: 12	H: 1 LOB: 1 BB: 0 P: 15	1B: 5 2B: 6 3B: 0 HR: 1	SF: 1 SAC: 0 DP: 2 HBP: 1	WP: 1 PB: 0 SB: 0 CS: 0	PA: 44
PITCHER	IP WLS BF H R ER SO BB IBB HBP BLK WP HR S P ERA WHIP																	
37 Jake Westbrook, R ERA: 6.35	2.1 L 17 8 9 9 0 2 0 1 0 1 1 33 61 34.71 4.286																	
Jason Davis, R ERA: 5.27	4.2 19 2 1 1 3 4 0 0 0 0 0 50 85 1.93 1.286																	
David Riske, R ERA:	1.0 4 1 0 0 1 0 0 0 0 0 0 11 17 0.00 1.000																	
Scott Sauerbeck, L ERA: 4.26	1.0 4 1 0 0 1 0 0 0 0 0 0 12 15 0.00 1.000																	

Batter	1	2	3	4	5	6	7	8	9	AB R H RBI BB SO LOB	BOTTOM											
Coco Crisp, S OBP: 0.333, SLG: 0.384	0-1 F9		2-0 F7			0-0 FC3-6		1-2 G3-1		4 0 0 0 0 0 1	Detroit Tigers @ Cleveland Indians Jacobs Field, Cleveland, OH Wed Apr 27 2005, 7:05 PM EDT Att. 12,162 - Overcast - 50 F											
Alex Cora, L OBP: 0.326, SLG: 0.390	1-1 G6-3			1-2 F9		1-3 K		2-2 HR		4 1 1 1 0 1 1												
41 Victor Martinez, S OBP: 0.293, SLG: 0.347	3-1 G4-3			1-1 F7		2-0 F7		0-0 F7		4 0 0 0 0 0 1												
48 Travis Hafner, L OBP: 0.364, SLG: 0.348		2-3 K		0-0 G3-1			1-1 F7	0-2 F9		4 0 0 0 0 1 0												
Casey Blake, R OBP: 0.292, SLG: 0.328		1-2 K			0-3 K		4-2 FC6-4 BB	2-2 G5-3		3 0 0 0 1 2 0												
Ben Broussard, L OBP: 0.288, SLG: 0.373		1-3 K			0-0 G3-1		0-1 FC6-4			3 0 0 0 0 1 1												
Aaron Boone, R OBP: 0.219, SLG: 0.338			0-1 HR		2-3 K		0-2 L7			3 1 1 1 0 1 1												
24 Grady Sizemore, L OBP: 0.262, SLG: 0.365			0-3 K			0-0 HR		1-0 G3		3 1 1 1 0 1 0												
Ronnie Belliard, R OBP: 0.338, SLG: 0.571			2-2 F8			1-1 FC3-6 1B		1-1 G6-3		3 0 1 0 0 0 0												
Inning Stats	R: 0 E: 0 K: 0 S: 6	H: 0 LOB: 0 BB: 0 P: 10	R: 0 E: 0 K: 3 S: 10	H: 0 LOB: 0 BB: 0 P: 14	R: 1 E: 0 K: 1 S: 9	H: 1 LOB: 0 BB: 0 P: 13	R: 0 E: 0 K: 0 S: 7	H: 0 LOB: 0 BB: 0 P: 9	R: 0 E: 0 K: 2 S: 7	H: 0 LOB: 0 BB: 0 P: 9		R: 1 E: 0 K: 1 S: 8	H: 2 LOB: 1 BB: 0 P: 12	R: 0 E: 0 K: 0 S: 9	H: 0 LOB: 1 BB: 1 P: 14	R: 0 E: 0 K: 0 S: 6	H: 0 LOB: 0 BB: 0 P: 9	R: 1 E: 0 K: 0 S: 13	H: 1 LOB: 0 BB: 0 P: 17	1B: 1 2B: 0 3B: 0 HR: 3	SF: 0 SAC: 0 DP: 0 HBP: 0	WP: 0 PB: 0 SB: 0 CS: 0
PITCHER	IP WLS BF H R ER SO BB IBB HBP BLK WP HR S P ERA WHIP																					
38 Jeremy Bonderman, R ERA: 3.62	8.0 W 28 3 2 2 7 1 0 0 0 0 0 2 62 90 2.25 0.500																					
Franklyn German, R ERA: 3.68	1.0 4 1 1 1 0 0 0 0 0 0 1 13 17 9.00 1.000																					

Batter	1	2	3	4	5	6	7	8	9	AB	R	H	RBI	BB	SO	LOB	TOP				
15 Brandon Inge, R OBP: 0.437, SLG: 0.553	2-1 1B	4-1 1B BB		2-3 K			1-1 F9			3	1	1	0	1	1	0					
Ivan Rodriguez, R OBP: 0.363, SLG: 0.506	0-1 1B G3	0-0 1B			1-0 F9			2-1 G3		4	1	2	1	0	0	0					
9 Carlos Guillen, S OBP: 0.469, SLG: 0.556	4-2 G3 1B SF8	2-3 K			0-0 F7			1-2 1B		3	1	1	0	1	1	2					
Rondell White, R OBP: 0.329, SLG: 0.515	1-1 G3 1B			0-0 2B 1B			2-0 F8			4	0	2	0	0	1	1					
Dmitri Young, S OBP: 0.400, SLG: 0.623	0-0 G3		2-2 L6-4 2B			3-3 K				4	0	1	1	0	2	3					
Craig Monroe, R OBP: 0.286, SLG: 0.420	2-2 SF8		0-3 K			0-0 G4-3				3	0	0	1	0	1	2					
Carlos Pena, L OBP: 0.329, SLG: 0.290	2-3 K		0-0 L6-4			2-3 K				4	0	0	0	0	3	3					
20 Omar Infante, R OBP: 0.269, SLG: 0.329		2-1 G5-3		2-2 G1-3			0-2 G6-3			4	0	0	0	0	1	0					
Nook Logan, S OBP: 0.400, SLG: 0.500	0-0 B3-4		0-0 L8			0-3 K				3	0	0	0	0	1	0					
Inning Stats	R: 3 E: 0 K: 1 S: 15	H: 3 LOB: 1 BB: 1 P: 26	R: 0 E: 0 K: 1 S: 8	H: 1 LOB: 2 BB: 1 P: 16	R: 0 E: 0 K: 1 S: 10	H: 2 LOB: 1 BB: 0 P: 12	R: 0 E: 0 K: 1 S: 7	H: 0 LOB: 0 BB: 0 P: 11	R: 0 E: 0 K: 2 S: 9	H: 0 LOB: 0 BB: 0 P: 14	R: 0 E: 0 K: 1 S: 8	H: 0 LOB: 0 BB: 0 P: 9	R: 0 E: 0 K: 2 S: 12	H: 1 LOB: 1 BB: 0 P: 18	R: 0 E: 0 K: 2 S: 8	H: 0 LOB: 0 BB: 0 P: 11	1B: 5 2B: 2 3B: 1 HR: 0	SF: 1 SAC: 0 DP: 1 HBP: 0	WP: 0 PB: 0 SB: 1 CS: 0	PA: 35	
PITCHER	IP	WLS	BF	H	R	ER	SO	BB	IBB	HBP	BLK	WP	HR	S	P	ERA	WHIP				
Kevin Millwood, R ERA: 3.9	7.0	L	28	6	3	3	7	2	0	0	0	0	0	60	94	3.86	1.143				
Bob Howry, R ERA: 2.25	0.2		3	1	0	0	1	0	0	0	0	0	0	8	13	0.00	1.500				
Arthur Rhodes, L ERA: 1.5	1.1		4	0	0	0	3	0	0	0	0	0	0	12	16	0.00	0.000				

Detroit Tigers @ Cleveland Indians
Jacobs Field, Cleveland, OH
Thu Apr 28 2005, 7:05 PM EDT
Att: 13,809 - Cloudy - 51 F

AB 32
R 3
H 7
RBI 3
BB 2
SO 11
LOB 11





Batter	1	2	3	4	5	6	7	8	9	AB	R	H	RBI	BB	SO	LOB	BOTTOM					
Ronnie Belliard, R OBP: 0.329, SLG: 0.544	1-2 F7 1B		1-3 K		0-1 G6-3		1-0 F8		2-2 P4	5	0	1	0	0	1	2						
Coco Crisp, S OBP: 0.320, SLG: 0.367	0-1 F7			3-3 K	2-3 K			0-2 P4		4	0	0	0	0	2	1						
41 Victor Martinez, S OBP: 0.291, SLG: 0.333	3-2 G6-3			0-0 G5-3		2-0 G5-3 HBP		0-2 F7		3	0	0	0	0	0	1						
48 Travis Hafner, L OBP: 0.370, SLG: 0.362	1-0 F9			4-2 1B BB		2-3 K		0-1 2B		3	0	1	0	1	1	2						
José Hernández, R OBP: 0.289, SLG: 0.361		2-2 L5		2-1 1B		0-0 G5-3		4-0 IBB		3	0	1	0	0	0	1						
Ben Broussard, L OBP: 0.299, SLG: 0.373				1-2 1B		1-2 1B				0	0	0	0	1	0	0						
Aaron Boone, R OBP: 0.208, SLG: 0.319		0-3 K		0-3 K		2-1 G6-3		2-2 K		4	0	0	0	0	3	5						
Casey Blake, R OBP: 0.290, SLG: 0.371	1-1 F8				3-2 HR		3-1 F8		2-2 G5-3	4	1	1	1	0	0	0						
Ryan Ludwick, R OBP: 0.267, SLG: 0.385					2-2 G3		1-1 1B		3-2 F7	2	0	0	0	0	1	0						
24 Grady Sizemore, L OBP: 0.269, SLG: 0.369										2	0	1	0	0	0	0						
2 Jhonny Peralta, R OBP: 0.292, SLG: 0.429					1-3 K		1-0 HR		3-1 F7	2	1	1	1	0	1	0						
Alex Cora, L OBP: 0.333, SLG: 0.395										2	0	1	0	0	0	1						
Inning Stats	R: 0 E: 0 K: 0 S: 12	H: 1 LOB: 1 BB: 0 P: 17	R: 0 E: 0 K: 1 S: 8	H: 0 LOB: 0 BB: 0 P: 11	R: 0 E: 0 K: 3 S: 10	H: 0 LOB: 0 BB: 0 P: 15	R: 0 E: 0 K: 2 S: 11	H: 1 LOB: 2 BB: 1 P: 20	R: 2 E: 0 K: 1 S: 15	H: 2 LOB: 0 BB: 0 P: 23	R: 0 E: 0 K: 1 S: 6	H: 0 LOB: 1 BB: 0 P: 12	R: 0 E: 0 K: 0 S: 8	H: 1 LOB: 1 BB: 0 P: 16	R: 0 E: 0 K: 1 S: 11	H: 1 LOB: 2 BB: 1 P: 17	R: 0 E: 0 K: 0 S: 15	H: 1 LOB: 1 BB: 0 P: 25	1B: 4 2B: 1 3B: 0 HR: 2	SF: 0 SAC: 0 DP: 0 HBP: 1	WP: 0 PB: 0 SB: 0 CS: 0	PA: 37
PITCHER	IP	WLS	BF	H	R	ER	SO	BB	IBB	HBP	BLK	WP	HR	S	P	ERA	WHIP					
Mike Maroth, L ERA: 3.81	6.0	W	24	4	2	2	8	1	0	1	0	0	0	8	16	3.00	0.833					
Kyle Farnsworth, R ERA: 4.91	1.0	H	4	1	0	0	0	0	0	0	0	0	0	8	16	0.00	1.000					
Ugueth Urbina, R ERA: 5.23	1.0	H	5	1	0	0	1	0	1	0	0	0	0	11	17	0.00	1.000					
Troy Percival, R ERA: 3.86	1.0	S	4	1	0	0	0	0	0	0	0	0	0	15	25	0.00	1.000					

Detroit Tigers @ Cleveland Indians
Jacobs Field, Cleveland, OH
Thu Apr 28 2005, 7:05 PM EDT
Att: 13,809 - Cloudy - 51 F

AB 34
R 2
H 7
RBI 2
BB 2
SO 9
LOB 13



Batter	1	2	3	4	5	6	7	8	9	AB	R	H	RBI	BB	SO	LOB	TOP			
9 David DeJesus, L (1, 8) OBP: 0.374, SLG: 0.463	G5-3		F7		G4-3			FC3 29 G1-4-3		4	0	0	0	0	0	3	Kansas City Royals @ Cleveland Indians Jacobs Field, Cleveland, OH Fri Apr 29 2005, 7:05 PM EDT Att: 16,666 - Overcast - 50 F			
Ruben Gotay, S (1, 4) OBP: 0.253, SLG: 0.338	P4		K				F8	K		4	0	0	0	0	2	3				
29 Mike Sweeney, R (1, 3) OBP: 0.330, SLG: 0.424	F7				P4		G6-3	G1-4-3		4	0	0	0	0	0	2				
Ken Harvey, R (1, 10) OBP: 0.333, SLG: 0.444		P3					K	P3		4	0	1	0	0	1	2				
Eli Marrero, R (1, 7) OBP: 0.204, SLG: 0.265					F9			K		3	0	1	0	0	1	1				
Emil Brown, R (1, 9) OBP: 0.254, SLG: 0.339 Terrence Long, L (9, PH) OBP: 0.277, SLG: 0.339		HBP			G1-3		F8	L5		3	0	0	0	0	1	3				
4 Angel Berroa, R (1, 6) OBP: 0.274, SLG: 0.337		K					F8			1	0	0	0	0	0	0				
14 John Buck, R (1, 2) OBP: 0.250, SLG: 0.270		P2			G5-3		F9	K		4	0	0	0	0	1	2				
Tony Graffanino, R (1, 5) OBP: 0.338, SLG: 0.259					F8		F9			2	0	0	0	1	0	1				
			BB					BB		2	0	1	0	1	1	1				
Inning Stats	R: 0 E: 0 K: 0 S: 9	H: 0 LOB: 0 BB: 0 P: 14	R: 0 E: 0 K: 1 S: 8	H: 0 LOB: 1 BB: 0 P: 14	R: 0 E: 0 K: 2 S: 14	H: 0 LOB: 1 BB: 1 P: 23	R: 0 E: 0 K: 0 S: 7	H: 1 LOB: 1 BB: 0 P: 9	R: 0 E: 0 K: 1 S: 11	H: 0 LOB: 0 BB: 0 P: 17	R: 0 E: 0 K: 0 S: 9	H: 1 LOB: 1 BB: 0 P: 12	R: 0 E: 1 K: 1 S: 10	H: 0 LOB: 2 BB: 1 P: 20	R: 0 E: 0 K: 2 S: 9	H: 0 LOB: 0 BB: 0 P: 16	1B: 2 2B: 1 3B: 0 HR: 0	SF: 0 SAC: 0 DP: 0 HBP: 1	WP: 0 PB: 0 SB: 0 CS: 0	PA: 34
PITCHER	IP WLS BF H R ER SO BB IBB HBP BLK WP HR S P ERA WHIP																			
CC Sabathia, L (1, 1) ERA: 0.62	7.0 W 26 3 0 0 4 1 0 1 0 0 0 67 100 0.00 0.571																			
David Riske, R (8, 1) ERA: 0.73	1.0 5 0 0 0 1 1 0 0 0 0 0 10 20 0.00 1.000																			
63 Rafael Betancourt, R (9, 1)	1.0 3 0 0 0 2 0 0 0 0 0 0 9 16 0.00 0.000																			

Batter	1	2	3	4	5	6	7	8	9	AB	R	H	RBI	BB	SO	LOB	BOTTOM			
24 Grady Sizemore, L (1, 8) OBP: 0.254, SLG: 0.348	G1-3		F9		F7			G4-3		4	0	0	0	0	0	1	Kansas City Royals @ Cleveland Indians Jacobs Field, Cleveland, OH Fri Apr 29 2005, 7:05 PM EDT Att: 16,666 - Overcast - 50 F			
Coco Crisp, S (1, 7) OBP: 0.317, SLG: 0.372	G3		41 1B				E9 41 1B	F8		4	2	1	0	0	0	1				
41 Victor Martinez, S (1, 2) OBP: 0.300, SLG: 0.342	G6-3		48 1B				48 1B	G3		4	1	2	0	0	0	0				
48 Travis Hafner, L (1, 10) OBP: 0.400, SLG: 0.389		FC3 2B	G3-1 1B				1B	G3		3	2	3	1	1	0	0				
Casey Blake, R (1, 9) OBP: 0.274, SLG: 0.348		FC3 2B	G3-1 1B				BB	G6-4-3		4	1	0	0	0	0	7				
Ben Broussard, L (1, 3) OBP: 0.310, SLG: 0.381		G3-1	G3-1				P3	G6-4-3		4	0	2	3	0	1	2				
Ronnie Belliard, R (1, 4) OBP: 0.338, SLG: 0.556		G3-1	G4-3				G4-6-3	K		4	0	2	2	0	0	4				
Aaron Boone, R (1, 5) OBP: 0.198, SLG: 0.301		F9					G4-6-3	G5-4-3		4	0	0	0	0	0	2				
2 Jhonny Peralta, R (1, 6) OBP: 0.294, SLG: 0.444		G5-3					G4-3	G5-4-3		3	0	1	0	0	1	1				
								24 G4-3		4	0	0	0	0	0	2				
Inning Stats	R: 0 E: 0 K: 0 S: 5	H: 0 LOB: 0 BB: 0 P: 7	R: 2 E: 1 K: 0 S: 15	H: 2 LOB: 1 BB: 0 P: 23	R: 3 E: 0 K: 0 S: 16	H: 4 LOB: 1 BB: 0 P: 24	R: 0 E: 0 K: 1 S: 7	H: 0 LOB: 0 BB: 0 P: 10	R: 1 E: 1 K: 0 S: 13	H: 2 LOB: 2 BB: 1 P: 23	R: 0 E: 0 K: 0 S: 6	H: 1 LOB: 1 BB: 0 P: 8	R: 0 E: 0 K: 1 S: 7	H: 1 LOB: 0 BB: 0 P: 10	R: 0 E: 0 K: 1 S: 7	H: 1 LOB: 0 BB: 0 P: 10	1B: 8 2B: 3 3B: 0 HR: 0	SF: 0 SAC: 0 DP: 3 HBP: 0	WP: 0 PB: 0 SB: 0 CS: 0	PA: 35
PITCHER	IP WLS BF H R ER SO BB IBB HBP BLK WP HR S P ERA WHIP																			
23 Zack Greinke, R (1, 1) ERA: 3.65	4.1 L 24 6 6 4 1 0 0 0 0 0 0 55 85 0.00 0.818																			
Kyle Snyder, R (5, 1) ERA: 2.0	3.2 11 3 0 0 1 0 0 0 0 0 0 20 29 0.00 0.818																			

Batter	1	2	3	4	5	6	7	8	9	AB	R	H	RBI	BB	SO	LOB	TOP											
9 David DeJesus, L OBP: 0.375, SLG: 0.453	1-1 L7		4-2 E FC6 HR BB	3-2 P5		0-3 K		1-0 G4-6-3 1B		4	1	1	0	1	1	0	Kansas City Royals @ Cleveland Indians Jacobs Field, Cleveland, OH Sat Apr 30 2005, 1:05 PM EDT Att: 15,771 - Overcast - 44 F											
Tony Graffanino, R OBP: 0.315, SLG: 0.238	0-2 G1-3		0-2 FC6 HR	0-1 F9		1-0 G6-3		0-0 G4-6-3 1-2		5	1	0	0	0	0	2												
29 Mike Sweeney, R OBP: 0.333, SLG: 0.427	1-1 G1-3		4-0 HR BB		1-0 P2		0-0 HR 2B		2-1 G6-3	4	2	1	0	1	0	0												
Ken Harvey, R OBP: 0.429, SLG: 0.714		1-0 4 1B FC5-2 1B	0-0 HR		2-1 4 1B 1B		2-3 K		2-2 G6-3	5	1	3	4	0	1	1												
Eli Marrero, R OBP: 0.254, SLG: 0.415		4-1 FC5-2 4 1B 1-2 BB	2-0 HR		0-0 4 1B 1B		0-0 HR		2-2 P3	4	3	3	3	1	0	0												
4 Angel Berroa, R OBP: 0.293, SLG: 0.355		2-1 FC5-2 1-2 2-3 1B	0-0 F8		1-2 1B 1-2 2-H 1B		0-1 1B			4	0	3	0	0	0	0												
Matt Diaz, R OBP: 0.200, SLG: 0.250		2-2 FC5-2 1-2 2-3 1B	0-0 G6-3		0-0 1B 1-3 2-H 1B		3-3 K			4	0	1	1	0	1	4												
Alberto Castillo, R OBP: 0.217, SLG: 0.381		3-3 K	1-2 G6-3		0-0 G3		0-0 F9			4	0	0	0	0	1	6												
Ruben Gotay, S OBP: 0.241, SLG: 0.319	0-3 K			1-3 K		1-0 G4-3		0-2 F7		4	0	0	0	0	2	3												
Inning Stats	R: 0 E: 0 K: 0 S: 9	H: 0 LOB: 0 BB: 0 P: 11	R: 0 E: 0 K: 2 S: 15	H: 2 LOB: 3 BB: 1 P: 27	R: 5 E: 1 K: 0 S: 13	H: 2 LOB: 0 BB: 2 P: 24	R: 0 E: 0 K: 1 S: 11	H: 0 LOB: 0 BB: 0 P: 15	R: 1 E: 0 K: 0 S: 9	H: 4 LOB: 2 BB: 0 P: 13	R: 0 E: 0 K: 1 S: 5	H: 0 LOB: 0 BB: 0 P: 7	R: 2 E: 0 K: 2 S: 11	H: 3 LOB: 1 BB: 0 P: 16	R: 0 E: 0 K: 0 S: 5	H: 1 LOB: 0 BB: 0 P: 6	R: 0 E: 0 K: 0 S: 9	H: 0 LOB: 0 BB: 0 P: 15	1B: 8 2B: 1 3B: 0 HR: 3	SF: 0 SAC: 0 DP: 1 HBP: 0	WP: 0 PB: 0 SB: 0 CS: 0	PA: 41						
PITCHER	IP	WLS	BF	H	R	ER	SO	BB	IBB	HBP	BLK	WP	HR	S	P	ERA	WHIP											
31 Cliff Lee, L ERA: 4.34	(1, 1)	5.0	L	26	8	6	5	3	3	0	0	0	0	2	57	90	9.00	2.200										
Scott Sauerbeck, L ERA: 5.87	(6, 1)	1.1		7	3	2	2	2	0	0	0	0	0	1	12	16	13.50	2.250										
David Riske, R ERA:	(7, 1)	1.2		5	1	0	0	1	0	0	0	0	0	9	13	0.00	0.600											
Bob Howry, R ERA: 2.0	(9, 1)	1.0		3	0	0	0	0	0	0	0	0	0	9	15	0.00	0.000											

Batter	1	2	3	4	5	6	7	8	9	AB	R	H	RBI	BB	SO	LOB	BOTTOM											
Alex Cora, L OBP: 0.300, SLG: 0.354	3-2 G6-3		1-2 G6-3		3-3 K		1-2 FC6		0-1 L3	5	0	0	0	0	1	2	Kansas City Royals @ Cleveland Indians Jacobs Field, Cleveland, OH Sat Apr 30 2005, 1:05 PM EDT Att: 15,771 - Overcast - 44 F											
Coco Crisp, S OBP: 0.302, SLG: 0.354	1-0 G1-3		0-1 G4-3		1-2 G4-3		1-1 P6		1-0 P5	5	0	0	0	0	0	3												
41 Victor Martinez, S OBP: 0.290, SLG: 0.329	0-3 K		1-2 G3-1			1-1 G4-3		1-2 BB 2B		3	0	0	0	0	1	0												
Josh Bard, S OBP: 0.077, SLG: 0.154										1	0	1	0	0	0	0												
48 Travis Hafner, L OBP: 0.404, SLG: 0.427		1-0 HR		3-2 G4-3		2-0 G3-1		4-2 BB BB		3	1	1	1	1	0	0												
Casey Blake, R OBP: 0.273, SLG: 0.333		4-2 24 G3 1B BB		2-0 F7		1-2 E5		1-2 P3		3	0	0	0	1	0	2												
Ben Broussard, L OBP: 0.320, SLG: 0.403		1-0 24 G3 1B		2-0 2B		2-2 L4		2-3 K		4	0	2	0	0	1	3												
Ronnie Belliard, R OBP: 0.346, SLG: 0.547		3-3 K		2-3 K			3-2 E 1B	4-1 1-2 2-3 BB		3	0	1	0	1	2	3												
24 Grady Sizemore, L OBP: 0.253, SLG: 0.356		3-2 G3			0-0 2B		2-2 K	2-3 K		4	0	1	0	0	2	6												
José Hernández, R OBP: 0.262, SLG: 0.325		2-0 F8			1-3 K		0-3 K		0-0 G6-3	4	0	0	0	0	2	4												
Inning Stats	R: 0 E: 0 K: 1 S: 11	H: 0 LOB: 0 BB: 0 P: 15	R: 1 E: 0 K: 1 S: 18	H: 2 LOB: 2 BB: 1 P: 32	R: 0 E: 0 K: 0 S: 9	H: 0 LOB: 0 BB: 0 P: 11	R: 0 E: 0 K: 1 S: 8	H: 1 LOB: 1 BB: 0 P: 17	R: 0 E: 0 K: 2 S: 11	H: 1 LOB: 1 BB: 0 P: 16	R: 0 E: 1 K: 0 S: 9	H: 0 LOB: 1 BB: 0 P: 15	R: 0 E: 1 K: 2 S: 16	H: 1 LOB: 2 BB: 0 P: 23	R: 0 E: 0 K: 2 S: 18	H: 1 LOB: 3 BB: 2 P: 32	R: 0 E: 0 K: 0 S: 4	H: 0 LOB: 0 BB: 0 P: 5	1B: 2 2B: 3 3B: 0 HR: 1	SF: 0 SAC: 0 DP: 0 HBP: 0	WP: 0 PB: 0 SB: 0 CS: 0	PA: 38						
PITCHER	IP	WLS	BF	H	R	ER	SO	BB	IBB	HBP	BLK	WP	HR	S	P	ERA	WHIP											
Denny Bautista, R ERA: 4.55	(1, 1)	6.0	W	25	5	1	1	5	1	0	0	0	0	1	71	114	1.50	1.000										
Andrew Sisco, L ERA: 1.06	(7, 1)	1.0		4	0	0	0	2	0	0	0	0	0	11	15	0.00	0.000											
Jaime Cerda, L ERA: 7.11	(8, 1)	1.0		6	1	0	0	2	2	0	0	0	0	18	32	0.00	3.000											
Mike MacDougal, R ERA: 3.97	(9, 1)	1.0		3	0	0	0	0	0	0	0	0	0	4	5	0.00	0.000											

AB	38
R	8
H	12
RBI	8
BB	3
SO	6
LOB	16





AB	35
R	1
H	6
RBI	1
BB	3
SO	9
LOB	23



Batter	1	2	3	4	5	6	7	8	9	AB	R	H	RBI	BB	SO	LOB	TOP								
9 David DeJesus, L (1, 8) OBP: 0.360, SLG: 0.433	F7		L7		G6-3		G4-6-3			4	0	0	0	0	0	1	Kansas City Royals @ Cleveland Indians Jacobs Field, Cleveland, OH Sun May 01 2005, 1:05 PM EDT Att: 17,672 - Sunny - 50 F								
Joe McEwing, R (1, 5) OBP: 0.355, SLG: 0.387	K			E6 G5-3 2B			P4			4	1	1	0	0	1	0									
29 Mike Sweeney, R (1, 10) OBP: 0.349, SLG: 0.495	HR			F8						3	2	2	2	1	0	1									
Ken Harvey, R (1, 3) OBP: 0.333, SLG: 0.556	G1-3			G5-3			FC5-4 BB			4	0	0	0	0	0	3									
Matt Stairs, L (1, 9) OBP: 0.393, SLG: 0.520 Eli Marrero, R (8, PH) OBP: 0.250, SLG: 0.407	K									3	0	1	1	0	2	0									
4 Angel Berroa, R (1, 6) OBP: 0.291, SLG: 0.351	K			G5-3						1	0	0	0	0	0	0									
Terrence Long, L (1, 7) OBP: 0.275, SLG: 0.379	G4-3									4	2	1	1	0	0	0									
14 John Buck, R (1, 2) OBP: 0.250, SLG: 0.313				F9			G5-3			4	1	1	2	0	0	0									
Ruben Gotay, S (1, 4) OBP: 0.241, SLG: 0.316	K									4	0	1	0	0	2	0									
Inning Stats	R: 1 E: 0 K: 1 S: 8	H: 1 LOB: 0 BB: 0 P: 12	R: 0 E: 0 K: 2 S: 8	H: 0 LOB: 0 BB: 0 P: 10	R: 0 E: 0 K: 1 S: 9	H: 0 LOB: 0 BB: 0 P: 12	R: 1 E: 1 K: 0 S: 12	H: 1 LOB: 1 BB: 0 P: 19	R: 2 E: 1 K: 1 S: 13	H: 2 LOB: 2 BB: 1 P: 25	R: 1 E: 0 K: 0 S: 10	H: 2 LOB: 0 BB: 0 P: 14	R: 0 E: 0 K: 0 S: 8	H: 1 LOB: 0 BB: 0 P: 13	R: 1 E: 0 K: 0 S: 13	H: 1 LOB: 0 BB: 0 P: 15	R: 0 E: 0 K: 0 S: 6	H: 0 LOB: 0 BB: 0 P: 10	1B: 3 2B: 1 3B: 0 HR: 4	SF: 0 SAC: 0 DP: 1 HBP: 0	WP: 0 PB: 0 SB: 1 CS: 0	PA: 36			
PITCHER	IP	WLS	BF	H	R	ER	SO	BB	IBB	HBP	BLK	WP	HR	S	P	ERA	WHIP								
Scott Elarton, R (1, 1) ERA: 7.2	6.0		26	6	5	3	6	1	0	0	0	0	3	60	92	4.50	1.167								
63 Rafael Betancourt, R (7, 1) ERA: 1.32	1.1	L	5	2	1	1	0	0	0	0	0	0	1	15	21	6.75	1.500								
Arthur Rhodes, L (8, 1) ERA: 1.42	0.2		2	0	0	0	0	0	0	0	0	0	0	6	7	0.00	0.000								
Bob Wickman, R (9, 1) ERA: 6.48	1.0		3	0	0	0	0	0	0	0	0	0	0	6	10	0.00	0.000								

Batter	1	2	3	4	5	6	7	8	9	AB	R	H	RBI	BB	SO	LOB	BOTTOM								
Alex Cora, L (1, 4) OBP: 0.296, SLG: 0.333	G4-3 41 HBP		F7		G4-3		L9			3	0	0	0	0	0	2	Kansas City Royals @ Cleveland Indians Jacobs Field, Cleveland, OH Sun May 01 2005, 1:05 PM EDT Att: 17,672 - Sunny - 50 F								
Coco Crisp, S (1, 7) OBP: 0.291, SLG: 0.340	K		G4-3				F9			4	0	0	0	0	2	1									
41 Victor Martinez, S (1, 2) OBP: 0.289, SLG: 0.326	G4-3				G1-3					4	1	1	0	0	0	1									
48 Travis Hafner, L (1, 10) OBP: 0.419, SLG: 0.468					P6					2	1	1	2	2	0	0									
José Hernández, R (1, 5) OBP: 0.261, SLG: 0.318	L1				G4-3					4	1	1	0	0	0	3									
Ben Broussard, L (1, 3) OBP: 0.316, SLG: 0.386			G4-3				F8			3	1	0	0	1	0	1									
Casey Blake, R (1, 9) OBP: 0.259, SLG: 0.315			L4				K			4	0	0	0	0	1	2									
24 Grady Sizemore, L (1, 8) OBP: 0.266, SLG: 0.395			F7							3	1	1	3	1	0	0									
2 Jhonny Peralta, R (1, 6) OBP: 0.296, SLG: 0.426 Ronnie Belliard, R (9, PH) OBP: 0.341, SLG: 0.539					F8					2	0	0	0	1	1	0									
Inning Stats	R: 0 E: 0 K: 1 S: 9	H: 0 LOB: 2 BB: 1 P: 21	R: 0 E: 0 K: 0 S: 7	H: 0 LOB: 0 BB: 0 P: 12	R: 0 E: 0 K: 0 S: 9	H: 0 LOB: 0 BB: 0 P: 12	R: 0 E: 0 K: 0 S: 7	H: 0 LOB: 0 BB: 0 P: 9	R: 0 E: 0 K: 1 S: 12	H: 0 LOB: 2 BB: 2 P: 23	R: 5 E: 0 K: 1 S: 19	H: 4 LOB: 0 BB: 1 P: 30	R: 0 E: 0 K: 1 S: 7	H: 0 LOB: 0 BB: 0 P: 11	R: 0 E: 0 K: 0 S: 8	H: 0 LOB: 0 BB: 1 P: 16	R: 0 E: 0 K: 1 S: 8	H: 0 LOB: 0 BB: 0 P: 14	1B: 2 2B: 0 3B: 0 HR: 2	SF: 0 SAC: 0 DP: 1 HBP: 1	WP: 0 PB: 0 SB: 1 CS: 0	PA: 36			
PITCHER	IP	WLS	BF	H	R	ER	SO	BB	IBB	HBP	BLK	WP	HR	S	P	ERA	WHIP								
Jose Lima, R (1, 1) ERA: 6.4	5.2		26	4	5	5	2	4	0	0	0	0	0	11	18	0.00	0.000								
Mike Wood, R (6, 1) ERA: 4.6	1.1	W	4	0	0	0	2	0	0	0	0	0	0	8	16	0.00	1.000								
Andrew Sisco, L (8, 1) ERA: 1.0	1.0	H	3	0	0	0	0	1	0	0	0	0	0	8	14	0.00	0.000								
Ambiorix Burgos, R (9, 1) ERA: 2.45	1.0	S	3	0	0	0	1	0	0	0	0	0	0	8	14	0.00	0.000								



Batter	1	2	3	4	5	6	7	8	9	AB	R	H	RBI	BB	SO	LOB	TOP										
Ronnie Belliard, R OBP: 0.333, SLG: 0.531 (1,4)	1-1 F9	0-0 2B		2-2 FC5-4 1B		1-1 G4-3		0-0 G6-3		5	0	1	1	0	0	2	Cleveland Indians @ Minnesota Twins Hubert H. Humphrey Metrodome, Minneapolis, MN Tue May 03 2005, 8:10 PM EDT Att: 16,919 - Dome - 70 F AB 37 R 4 H 10 RBI 4 BB 7 SO 4 LOB 30 										
Coco Crisp, S OBP: 0.304, SLG: 0.346 (1,7)	0-2 48 HR	1-1 P4		1-0 1B		3-1 G5-3		4-2 BB		4	1	2	0	1	0	2											
41 Victor Martinez, S OBP: 0.275, SLG: 0.308 (1,2)	1-2 F7	0-2 P3		0-1 G4-3		2-2 G5-3		2-1 F7		5	0	0	0	0	0	6											
48 Travis Hafner, L OBP: 0.418, SLG: 0.494 (1,10)	2-2 HR		2-2 G4-3		4-2 1B		3-2 G4-3		3-3 K	4	1	1	2	1	1	0											
Ben Broussard, L OBP: 0.333, SLG: 0.427 (1,3)	3-2 F8		0-1 F8		2-2 1B		0-1 2B		1-1 G1-3	5	0	3	0	0	0	0											
Casey Blake, R OBP: 0.291, SLG: 0.360 (1,9)		1-1 HR	1-1 F8		4-1 BB		4-0 IBB		4-0 24 BB	2	1	1	1	3	0	1											
24 Grady Sizemore, L OBP: 0.274, SLG: 0.388 (1,8)	2-2 2B	2-3 K		3-2 F7		1-1 F7		4-0 BB		4	1	1	0	1	1	6											
Aaron Boone, R OBP: 0.186, SLG: 0.282 (1,5)	0-1 FC5		1-0 G6-3		0-3 K		1-1 L8		1-0 P6	5	0	0	0	0	1	8											
2 Jhonny Peralta, R OBP: 0.310, SLG: 0.420 (1,6)	1-3 K		1-0 FC5-4		0-0 G5-3		4-1 G6-3			3	0	1	0	1	1	5											
Inning Stats	R: 2 E: 0 K: 0 S: 16	H: 2 LOB: 0 BB: 0 P: 23	R: 2 E: 1 K: 1 S: 17	H: 3 LOB: 2 BB: 0 P: 22	R: 0 E: 0 K: 1 S: 11	H: 1 LOB: 1 BB: 0 P: 16	R: 0 E: 0 K: 0 S: 9	H: 2 LOB: 2 BB: 0 P: 14	R: 0 E: 0 K: 1 S: 13	H: 1 LOB: 2 BB: 2 P: 26	R: 0 E: 0 K: 0 S: 7	H: 0 LOB: 0 BB: 0 P: 13	R: 0 E: 0 K: 0 S: 9	H: 1 LOB: 1 BB: 1 P: 18	R: 0 E: 0 K: 0 S: 9	H: 0 LOB: 1 BB: 2 P: 19	R: 0 E: 0 K: 1 S: 6	H: 0 LOB: 2 BB: 2 P: 19	1B: 5 2B: 3 3B: 0 HR: 2	SF: 0 SAC: 0 DP: 1 HBP: 0	WP: 0 PB: 0 SB: 0 CS: 0	PA: 44					
PITCHER	IP	WLS	BF	H	R	ER	SO	BB	IBB	HBP	BLK	WP	HR	S	P	ERA	WHIP										
Joe Mays, R ERA: 4.32 (1,1)	5.0	L	27	9	4	3	3	2	0	0	0	0	2	66	101	5.40	2.200										
Terry Mulholland, L ERA: 4.5 (6,1)	2.0		8	1	0	0	0	0	1	0	0	0	0	16	31	0.00	0.500										
54 Matt Guerrier, R ERA: 3.09 (8,1)	1.0		4	0	0	0	0	2	0	0	0	0	0	9	19	0.00	2.000										
J.C. Romero, L ERA: 0.87 (9,1)	0.2		4	0	0	0	1	2	0	0	0	0	0	5	17	0.00	3.000										
28 Jesse Crain, R ERA: (9,1)	0.1		1	0	0	0	0	0	0	0	0	0	0	1	2	0.00	0.000										
Batter	1	2	3	4	5	6	7	8	9	AB	R	H	RBI	BB	SO	LOB	BOTTOM										
Shannon Stewart, R OBP: 0.336, SLG: 0.364 (1,7)	1-1 G6-3		1-0 33 BB 7 1B		2-1 7 F7 S 1B		0-2 P3		4-2 S BB	4	0	2	0	1	0	0	Cleveland Indians @ Minnesota Twins Hubert H. Humphrey Metrodome, Minneapolis, MN Tue May 03 2005, 8:10 PM EDT Att: 16,919 - Dome - 70 F AB 35 R 2 H 10 RBI 2 BB 2 SO 5 LOB 19 										
Jason Bartlett, R OBP: 0.295, SLG: 0.361 (1,6)	1-1 G4-3		1-1 F8		2-0 7 F7 HBP		3-2 F8		3-3 K	3	0	0	0	0	0	2											
Matthew LeCroy, R OBP: 0.387, SLG: 0.481 (9, PH)										1	0	0	0	0	1	2											
7 Joe Mauer, L OBP: 0.420, SLG: 0.438 (1,2)	2-2 L6		2-1 33 BB 1B		1-1 F7		2-2 1B			4	0	2	1	0	0	2											
33 Justin Morneau, L OBP: 0.412, SLG: 0.688 (1,3)		3-1 HR	4-2 BB		0-0 P5		3-3 K			3	1	1	1	1	1	3											
Tori Hunter, R OBP: 0.324, SLG: 0.422 (1,8)		0-0 CS 1B	0-0 L8		3-2 G6-3		1-1 F9			4	0	1	0	0	0	6											
Jacque Jones, L OBP: 0.457, SLG: 0.573 (1,9)		1-0 1B		0-0 G6-3		0-3 K		2-2 L7		4	0	1	0	0	1	1											
20 Lew Ford, R OBP: 0.330, SLG: 0.372 (1,10)	2-2 G4-3			2-2 G5-3		0-2 G5-3			3-2 F7	4	0	0	0	0	0	0											
5 Michael Cuddyer, R OBP: 0.299, SLG: 0.313 (1,5)			0-1 7 1B 1B		0-1 1B		2-3 K		2-2 BLK DI 1B	4	1	3	0	0	1	0											
8 Nick Punto, S OBP: 0.340, SLG: 0.326 (1,4)			1-3 K		2-2 L7		0-0 B5-3		1-1 L9	4	0	0	0	0	1	3											
Inning Stats	R: 0 E: 0 K: 0 S: 7	H: 0 LOB: 0 BB: 0 P: 11	R: 1 E: 0 K: 0 S: 7	H: 3 LOB: 0 BB: 0 P: 13	R: 1 E: 0 K: 1 S: 14	H: 3 LOB: 3 BB: 1 P: 23	R: 0 E: 0 K: 0 S: 11	H: 1 LOB: 1 BB: 0 P: 15	R: 0 E: 0 K: 2 S: 9	H: 0 LOB: 0 BB: 0 P: 11	R: 0 E: 0 K: 0 S: 11	H: 0 LOB: 0 BB: 0 P: 14	R: 0 E: 0 K: 1 S: 13	H: 1 LOB: 1 BB: 0 P: 21	R: 0 E: 0 K: 1 S: 15	H: 1 LOB: 2 BB: 1 P: 28	1B: 9 2B: 0 3B: 0 HR: 1	SF: 0 SAC: 0 DP: 0 HBP: 1	WP: 0 PB: 0 SB: 2 CS: 1	PA: 38							
PITCHER	IP	WLS	BF	H	R	ER	SO	BB	IBB	HBP	BLK	WP	HR	S	P	ERA	WHIP										
37 Jake Westbrook, R ERA: 5.77 (1,1)	6.0	W	26	8	2	2	3	1	0	1	0	0	1	57	90	3.00	1.500										
63 Rafael Betancourt, R ERA: 1.23 (7,1)	1.0	H	3	0	0	0	0	0	0	0	0	0	0	11	14	0.00	0.000										
Arthur Rhodes, L ERA: 1.32 (8,1)	1.0	H	4	1	0	0	1	0	0	0	0	0	0	13	21	0.00	1.000										
Bob Wickman, R ERA: 5.79 (9,1)	1.0	S	5	1	0	0	1	1	0	0	0	1	0	15	28	0.00	2.000										

Batter	1	2	3	4	5	6	7	8	9	AB	R	H	RBI	BB	SO	LOB	TOP								
Ronnie Belliard, R (1,4) OBP: 0.326, SLG: 0.512	G4-3		G4-3				G5-3		G6-3	5	0	1	0	0	0	0	Cleveland Indians @ Minnesota Twins Hubert H. Humphrey Metrodome, Minneapolis, MN Wed May 04 2005, 8:10 PM EDT Att: 19,856 - Dome - 70 F								
Coco Crisp, S (1,7) OBP: 0.292, SLG: 0.330	F7				P4	FC6-4	P5		K	5	0	0	0	0	1	2									
Ben Broussard, L (1,3) OBP: 0.330, SLG: 0.418	K						G4-3			4	1	1	0	0	1	2									
48 Travis Hafner, L (1,10) OBP: 0.422, SLG: 0.518										4	2	2	0	0	0	1									
Casey Blake, R (1,9) OBP: 0.300, SLG: 0.405										4	1	2	3	0	0	1									
24 Grady Sizemore, L (1,8) OBP: 0.295, SLG: 0.417										4	0	3	1	0	1	1									
Aaron Boone, R (1,5) OBP: 0.189, SLG: 0.280										4	0	1	0	0	0	3									
Alex Cora, L (1,6) OBP: 0.298, SLG: 0.333										3	0	1	0	0	0	0									
2 Jhonny Peralta, R (9, PH) OBP: 0.305, SLG: 0.412										1	0	0	0	0	0	0									
Josh Bard, S (1,2) OBP: 0.176, SLG: 0.412										4	1	2	1	0	0	3									
Inning Stats	R: 0 E: 0 K: 1 S: 9	H: 0 LOB: 0 BB: 0 P: 12	R: 1 E: 0 K: 1 S: 10	H: 2 LOB: 0 BB: 0 P: 14	R: 0 E: 0 K: 0 S: 7	H: 0 LOB: 0 BB: 0 P: 10	R: 2 E: 0 K: 0 S: 10	H: 3 LOB: 1 BB: 0 P: 14	R: 0 E: 0 K: 0 S: 8	H: 2 LOB: 2 BB: 0 P: 9	R: 1 E: 0 K: 0 S: 13	H: 4 LOB: 0 BB: 0 P: 19	R: 0 E: 0 K: 0 S: 4	H: 0 LOB: 0 BB: 0 P: 5	R: 0 E: 0 K: 0 S: 6	H: 1 LOB: 1 BB: 0 P: 9	R: 1 E: 0 K: 1 S: 12	H: 1 LOB: 0 BB: 0 P: 17	1B: 8 2B: 3 3B: 0 HR: 2	SF: 0 SAC: 0 DP: 2 HBP: 0	WP: 0 PB: 0 SB: 0 CS: 0	PA: 38			
PITCHER	IP WLS BF H R ER SO BB IBB HBP BLK WP HR S P ERA WHIP	8.0 L 4 1 1 1 1 0 0 0 0 0 1 67 92 4.50 1.500	1.0 L 4 1 1 1 1 0 0 0 0 0 1 12 17 9.00 1.000																						

Batter	1	2	3	4	5	6	7	8	9	AB	R	H	RBI	BB	SO	LOB	BOTTOM							
Shannon Stewart, R (1,7) OBP: 0.339, SLG: 0.366	7 1B 8 1B	K	8 FC4-6 1B						P3	5	0	2	1	0	1	3	Cleveland Indians @ Minnesota Twins Hubert H. Humphrey Metrodome, Minneapolis, MN Wed May 04 2005, 8:10 PM EDT Att: 19,856 - Dome - 70 F							
8 Nick Punto, S (1,4) OBP: 0.326, SLG: 0.314	7 1B	G4-3	FC4-6 1B						K	5	0	1	1	0	2	4								
7 Joe Mauer, L (1,2) OBP: 0.419, SLG: 0.436										5	0	2	0	0	0	2								
Luis Rivas, R (9, PR) OBP: 0.234, SLG: 0.186										0	0	0	0	0	0	0								
33 Justin Morneau, L (1,3) OBP: 0.411, SLG: 0.717										5	1	2	1	0	2	3								
Jason Bartlett, R (9, PR) OBP: 0.295, SLG: 0.361	K									0	0	0	0	0	0	0								
Tori Hunter, R (1,8) OBP: 0.318, SLG: 0.411	K									5	0	1	0	0	1	5								
Jacque Jones, L (1,9) OBP: 0.485, SLG: 0.570	L6									4	0	2	0	1	0	3								
20 Lew Ford, R (1,10) OBP: 0.323, SLG: 0.363										5	2	1	0	0	0	6								
5 Michael Cuddyer, R (1,5) OBP: 0.308, SLG: 0.333										4	1	2	1	0	2	0								
Juan Castro, R (1,6) OBP: 0.258, SLG: 0.276										3	0	0	0	1	2	2								
Inning Stats	R: 0 E: 0 K: 2 S: 14	H: 3 LOB: 3 BB: 0 P: 22	R: 1 E: 1 K: 1 S: 13	H: 2 LOB: 2 BB: 0 P: 18	R: 3 E: 0 K: 0 S: 16	H: 4 LOB: 2 BB: 1 P: 30	R: 0 E: 0 K: 1 S: 13	H: 2 LOB: 2 BB: 0 P: 15	R: 0 E: 0 K: 2 S: 10	H: 0 LOB: 0 BB: 0 P: 15	R: 0 E: 0 K: 1 S: 8	H: 0 LOB: 0 BB: 0 P: 11	R: 0 E: 0 K: 0 S: 8	H: 0 LOB: 0 BB: 0 P: 14	R: 0 E: 0 K: 2 S: 9	H: 0 LOB: 0 BB: 0 P: 10	R: 0 E: 0 K: 1 S: 15	H: 2 LOB: 3 BB: 1 P: 25	1B: 11 2B: 1 3B: 0 HR: 1	SF: 0 SAC: 0 DP: 0 HBP: 0	WP: 0 PB: 0 SB: 0 CS: 0	PA: 43		
PITCHER	IP WLS BF H R ER SO BB IBB HBP BLK WP HR S P ERA WHIP	5.0 L 3 0 0 0 1 0 0 0 0 0 0 8 11 0.00 0.000	1.0 L 3 0 0 0 1 0 0 0 0 0 0 17 24 0.00 0.000	1.0 S 6 2 0 0 1 1 0 0 0 0 0 15 25 0.00 3.000																				




Batter	1	2	3	4	5	6	7	8	9	AB	R	H	RBI	BB	SO	LOB	TOP					
Ronnie Belliard, R (1,4) OBP: 0.313, SLG: 0.489										4	0	0	0	0	2	0	Cleveland Indians @ Minnesota Twins Hubert H. Humphrey Metrodome, Minneapolis, MN Thu May 05 2005, 1:10 PM EDT Att: 18,265 - Dome - 70 F					
Coco Crisp, S (1,7) OBP: 0.290, SLG: 0.328										4	0	1	0	0	0	0						
41 Victor Martinez, S (1,2) OBP: 0.274, SLG: 0.305										4	0	1	0	0	0	1						
48 Travis Hafner, L (1,10)										3	0	0	0	0	0	1						
Ben Broussard, L (1,3) OBP: 0.330, SLG: 0.427										3	0	1	0	0	1	0						
Casey Blake, R (1,9) OBP: 0.290, SLG: 0.390										3	0	0	0	0	1	1						
24 Grady Sizemore, L (1,8) OBP: 0.286, SLG: 0.402										3	0	0	0	0	2	1						
Aaron Boone, R (1,5) OBP: 0.183, SLG: 0.271										3	0	0	0	0	1	1						
2 Jhonny Peralta, R (1,6) OBP: 0.290, SLG: 0.389										3	0	0	0	0	1	0						
Inning Stats	R: 0 E: 0 K: 1 S: 9	H: 0 LOB: 0 BB: 0 P: 13	R: 0 E: 0 K: 1 S: 11	H: 0 LOB: 0 BB: 0 P: 17	R: 0 E: 0 K: 0 S: 7	H: 0 LOB: 0 BB: 0 P: 10	R: 0 E: 1 K: 0 S: 7	H: 1 LOB: 1 BB: 0 P: 10	R: 0 E: 0 K: 2 S: 10	H: 0 LOB: 0 BB: 0 P: 13	R: 0 E: 0 K: 2 S: 10	H: 0 LOB: 0 BB: 0 P: 14	R: 0 E: 0 K: 0 S: 8	H: 0 LOB: 0 BB: 0 P: 10	R: 0 E: 0 K: 1 S: 12	H: 1 LOB: 1 BB: 0 P: 15	R: 0 E: 0 K: 1 S: 12	H: 1 LOB: 1 BB: 0 P: 15	1B: 2 2B: 1 3B: 0 HR: 0	SF: 0 SAC: 0 DP: 0 HBP: 0	WP: 0 PB: 0 SB: 0 CS: 0	PA: 30
PITCHER Brad Radke, R (1,1) ERA: 3.6	IP: 9.0 WLS: W BF: 30 H: 3 R: 0 ER: 0 SO: 8 BB: 0 IBB: 0 HBP: 0 BLK: 0 WP: 0 HR: 0 S: 86 P: 117 ERA: 0.00 WHIP: 0.333															PITCHER						

Batter	1	2	3	4	5	6	7	8	9	AB	R	H	RBI	BB	SO	LOB	BOTTOM			
Shannon Stewart, R (1,7) OBP: 0.341, SLG: 0.362										4	1	1	1	0	0	2	Cleveland Indians @ Minnesota Twins Hubert H. Humphrey Metrodome, Minneapolis, MN Thu May 05 2005, 1:10 PM EDT Att: 18,265 - Dome - 70 F			
8 Nick Punto, S (8,9) OBP: 0.328, SLG: 0.314									0	0	0	0	0	0	0	0				
Jason Bartlett, R (1,6) OBP: 0.301, SLG: 0.403										5	2	2	2	0	0	5				
20 Lew Ford, R (1,9) OBP: 0.327, SLG: 0.375									5	0	2	2	0	0	0	0				
Matthew LeCroy, R (1,10) OBP: 0.403, SLG: 0.534									4	2	2	1	1	1	1	1				
Tori Hunter, R (1,8) OBP: 0.330, SLG: 0.430									5	1	3	0	0	0	2					
Terry Tiffee, S (1,3) OBP: 0.353, SLG: 0.483									4	1	1	0	1	0	1	1				
5 Michael Cuddyer, R (1,5) OBP: 0.302, SLG: 0.318									4	1	0	1	1	0	2	2				
55 Mike Redmond, R (1,2) OBP: 0.421, SLG: 0.333										3	0	1	1	0	0	0				
Luis Rivas, R (1,4) OBP: 0.275, SLG: 0.200										2	1	1	1	2	0	0				
Inning Stats	R: 0 E: 0 K: 0 S: 11	H: 1 LOB: 2 BB: 1 P: 19	R: 0 E: 0 K: 0 S: 12	H: 2 LOB: 3 BB: 0 P: 22	R: 0 E: 0 K: 0 S: 7	H: 1 LOB: 2 BB: 1 P: 15	R: 0 E: 0 K: 0 S: 7	H: 0 LOB: 0 BB: 0 P: 8	R: 5 E: 0 K: 0 S: 16	H: 5 LOB: 2 BB: 2 P: 33	R: 1 E: 0 K: 0 S: 8	H: 2 LOB: 0 BB: 0 P: 13	R: 3 E: 0 K: 1 S: 14	H: 2 LOB: 1 BB: 1 P: 28	R: 0 E: 0 K: 0 S: 4	H: 0 LOB: 0 BB: 0 P: 5	1B: 9 2B: 2 3B: 0 HR: 2	SF: 0 SAC: 0 DP: 1 HBP: 2	WP: 1 PB: 0 SB: 0 CS: 0	PA: 43
PITCHER CC Sabathia, L (1,1) ERA: 2.63	IP: 4.1 WLS: L BF: 27 H: 9 R: 5 ER: 5 SO: 5 BB: 4 IBB: 0 HBP: 0 BLK: 0 WP: 0 HR: 1 S: 51 P: 93 ERA: 10.38 WHIP: 3.000															PITCHER				
63 Rafael Betancourt, R (5,1) ERA: 1.17	IP: 0.2 WLS: 0 BF: 2 H: 0 R: 0 ER: 0 SO: 0 BB: 0 IBB: 0 HBP: 0 BLK: 0 WP: 0 HR: 0 S: 2 P: 4 ERA: 0.00 WHIP: 0.000															PITCHER				
Jason Davis, R (6,1) ERA: 6.48	IP: 3.0 WLS: 0 BF: 14 H: 4 R: 4 ER: 4 SO: 1 BB: 1 IBB: 0 HBP: 1 BLK: 0 WP: 1 HR: 1 S: 26 P: 46 ERA: 12.00 WHIP: 1.667															PITCHER				

AB	30
R	0
H	3
RBI	0
BB	0
SO	8
LOB	5



AB	36
R	9
H	13
RBI	9
BB	5
SO	1
LOB	13



Batter	1	2	3	4	5	6	7	8	9	AB	R	H	RBI	BB	SO	LOB	TOP					
Alex Cora, L OBP: 0.290, SLG: 0.322 (1, 4)										5	1	1	0	0	2	2	Cleveland Indians @ Texas Rangers Ameriquest Field, Arlington, TX Fri May 06 2005, 8:05 PM EDT Att: 30,742 - Clear - 78 F					
Aaron Boone, R OBP: 0.194, SLG: 0.278 (1, 5)										5	1	1	0	0	1	2						
41 Victor Martinez, S OBP: 0.288, SLG: 0.323 (1, 2)										4	0	2	1	1	0	1						
48 Travis Hafner, L OBP: 0.409, SLG: 0.527 (1, 10)										5	1	2	2	0	0	2						
Casey Blake, R OBP: 0.296, SLG: 0.402 (1, 9)										5	1	2	0	0	0	3						
Ben Broussard, L OBP: 0.333, SLG: 0.430 (1, 3)										4	1	1	1	1	1	3						
José Hernández, R Coco Crisp, S OBP: 0.260, SLG: 0.313 (1, 7) OBP: 0.296, SLG: 0.333 (7, 7)										4	1	1	1	0	1	2						
24 Grady Sizemore, L OBP: 0.292, SLG: 0.424 (1, 8)										5	1	2	1	0	1	2						
2 Jhonny Peralta, R OBP: 0.288, SLG: 0.431 (1, 6)										4	1	1	2	0	0	2						
Inning Stats	R: 7 E: 0 K: 1 S: 21	H: 7 LOB: 0 BB: 0 P: 37	R: 0 E: 0 K: 1 S: 10	H: 1 LOB: 2 BB: 1 P: 19	R: 0 E: 1 K: 1 S: 8	H: 0 LOB: 1 BB: 0 P: 9	R: 1 E: 0 K: 1 S: 14	H: 2 LOB: 2 BB: 1 P: 25	R: 0 E: 0 K: 0 S: 9	H: 1 LOB: 1 BB: 0 P: 15	R: 0 E: 0 K: 0 S: 7	H: 0 LOB: 0 BB: 0 P: 10	R: 0 E: 0 K: 0 S: 5	H: 0 LOB: 0 BB: 0 P: 8	R: 0 E: 0 K: 0 S: 10	H: 1 LOB: 1 BB: 0 P: 14		R: 0 E: 0 K: 1 S: 10	H: 1 LOB: 1 BB: 0 P: 15	1B: 7 2B: 4 3B: 1 HR: 2	SF: 0 SAC: 0 DP: 0 HBP: 0	WP: 1 PB: 0 SB: 3 CS: 0
PITCHER	IP WLS BF H R ER SO BB IBB HBP BLK WP HR S P ERA WHIP																					
Pedro Astacio, R ERA: 6.34 (1, 1)	0.2 L 9 7 7 1 0 0 0 0 0 0 2 19 32 94.50 10.500																					
53 Joaquin Benoit, R ERA: 2.08 (1, 1)	4.1 20 4 1 1 4 2 0 0 0 0 1 0 43 73 2.08 1.385																					
43 Kameron Loe, R ERA: (6, 1)	2.0 7 1 0 0 0 0 0 0 0 0 0 0 12 18 0.00 0.500																					
32 Ron Mahay, L ERA: 3.29 (8, 1)	1.0 4 1 0 0 0 0 0 0 0 0 0 0 10 14 0.00 1.000																					
Francisco Cordero, R ERA: 4.38 (9, 1)	1.0 4 1 0 0 1 0 0 0 0 0 0 0 10 15 0.00 1.000																					
Batter	1	2	3	4	5	6	7	8	9	AB	R	H	RBI	BB	SO	LOB	BOTTOM					
Chad Allen, R OBP: 0.324, SLG: 0.281 (1, 10)										4	0	1	0	0	1	0	Cleveland Indians @ Texas Rangers Ameriquest Field, Arlington, TX Fri May 06 2005, 8:05 PM EDT Att: 30,742 - Clear - 78 F					
David Dellucci, L OBP: 0.500, SLG: 0.591 (9, FH)										0	0	0	0	1	0	0						
10 Michael Young, R OBP: 0.312, SLG: 0.378 (1, 6)										5	0	0	0	0	2	2						
23 Mark Teixeira, S OBP: 0.321, SLG: 0.508 (1, 3)										5	1	1	0	0	1	0						
9 Hank Blalock, L OBP: 0.363, SLG: 0.479 (1, 5)										4	2	3	1	0	1	1						
Alfonso Soriano, R OBP: 0.301, SLG: 0.551 (1, 4)										4	2	3	4	0	0	1						
Kevin Mench, R OBP: 0.371, SLG: 0.519 (1, 7)										4	1	2	0	0	0	2						
Richard Hidalgo, R OBP: 0.253, SLG: 0.302 (1, 9)										3	0	0	0	0	0	3						
Gary Matthews, S OBP: 0.247, SLG: 0.280 (1, 8)										4	0	1	1	0	1	2						
Rod Barajas, R OBP: 0.253, SLG: 0.353 (1, 2)										4	0	0	0	0	0	4						
Inning Stats	R: 0 E: 0 K: 0 S: 10	H: 0 LOB: 0 BB: 0 P: 15	R: 1 E: 0 K: 0 S: 15	H: 3 LOB: 2 BB: 0 P: 20	R: 0 E: 0 K: 0 S: 11	H: 0 LOB: 0 BB: 0 P: 16	R: 0 E: 0 K: 0 S: 11	H: 1 LOB: 1 BB: 0 P: 17	R: 0 E: 0 K: 1 S: 10	H: 1 LOB: 1 BB: 0 P: 13	R: 2 E: 0 K: 2 S: 20	H: 3 LOB: 2 BB: 0 P: 30	R: 0 E: 0 K: 3 S: 10	H: 0 LOB: 0 BB: 0 P: 14	R: 3 E: 0 K: 0 S: 17	H: 3 LOB: 0 BB: 0 P: 20	R: 0 E: 0 K: 0 S: 8	H: 0 LOB: 0 BB: 1 P: 14	1B: 4 2B: 4 3B: 0 HR: 3	SF: 0 SAC: 0 DP: 1 HBP: 1	WP: 0 PB: 0 SB: 0 CS: 0	PA: 39
PITCHER	IP WLS BF H R ER SO BB IBB HBP BLK WP HR S P ERA WHIP																					
31 Cliff Lee, L ERA: 4.46 (1, 1)	5.1 W 24 8 3 0 0 2 0 0 0 0 0 2 68 97 5.06 1.500																					
David Riske, R ERA (6, 1)	1.2 6 0 0 0 4 0 0 1 0 0 0 0 19 28 0.00 0.000																					
Bob Howry, R ERA: 4.09 (8, 1)	0.0 3 3 3 3 0 0 0 0 0 0 1 5 6 ∞ ∞																					
Arthur Rhodes, L ERA: 1.23 (8, 1)	1.0 H 3 0 0 0 0 0 0 0 0 0 0 0 12 14 0.00 0.000																					
Bob Wickman, R ERA: 4.79 (9, 1)	1.0 S 3 0 0 0 0 1 0 0 0 0 0 0 8 14 0.00 1.000																					

Batter	1	2	3	4	5	6	7	8	9	AB	R	H	RBI	BB	SO	LOB	TOP			
Ronnie Belliard, R (1,4) OBP: 0.300, SLG: 0.468	1-2 G6-3		0-1 G4-3			0-0 G3		0-0 G6-3		4	0	0	0	0	0	0				
Coco Crisp, S (1,7) OBP: 0.295, SLG: 0.331	1-2 G6-3		2-1 F7			0-1 G4-3		1-0 1B		4	0	1	0	0	0	0				
Ben Broussard, L (1,3) OBP: 0.340, SLG: 0.433	1-2 G6-3		0-1 P4			1-0 1B		2-0 1B		4	0	2	0	0	0	0				
48 Travis Hafner, L (1,10) OBP: 0.412, SLG: 0.531		0-0 FC6-5 2B		4-2 G5-4-3 BB		2-0 G3		1-1 F8		3	0	1	0	1	0	3				
Casey Blake, R (1,9) OBP: 0.284, SLG: 0.385	3-1 FC6-5 FC6-4 24 1B		1-2 G5-4-3			0-0 G5-3		2-3 K		4	1	0	0	0	1	2				
24 Grady Sizemore, L (1,8) OBP: 0.290, SLG: 0.417	1-1 FC6-4 1B		1-0 G3			0-1 F8		1-0 L6		4	0	1	0	0	0	0				
Aaron Boone, R (1,5) OBP: 0.186, SLG: 0.269	2-0 FC6-4 1B		1-1 G5-3			2-1 HBP		2-2 L4		3	0	0	0	0	0	2				
Josh Bard, S (1,2) OBP: 0.200, SLG: 0.400	3-2 FC6 1B		0-0 L8			1-1 G4-3				3	0	1	1	0	0	1				
Alex Cora, L (1,6) OBP: 0.277, SLG: 0.306	0-0 FC6		1-1 G3					0-1 G3-1		3	0	0	0	0	0	2				
Inning Stats	R: 0 E: 0 K: 0 S: 10	H: 0 LOB: 0 BB: 0 P: 13	R: 1 E: 0 K: 0 S: 10	H: 3 LOB: 2 BB: 0 P: 19	R: 0 E: 0 K: 0 S: 6	H: 0 LOB: 0 BB: 0 P: 8	R: 0 E: 0 K: 0 S: 6	H: 0 LOB: 0 BB: 1 P: 12	R: 0 E: 0 K: 0 S: 5	H: 1 LOB: 1 BB: 0 P: 7	R: 0 E: 0 K: 0 S: 6	H: 0 LOB: 1 BB: 0 P: 9	R: 0 E: 0 K: 1 S: 7	H: 2 LOB: 2 BB: 0 P: 11	R: 0 E: 0 K: 1 S: 8	H: 0 LOB: 0 BB: 0 P: 13	1B: 5 2B: 1 3B: 0 HR: 0	SF: 0 SAC: 0 DP: 1 HBP: 1	WP: 0 PB: 0 SB: 0 CS: 0	PA: 34
PITCHER Ryan Drese, R (1,1) ERA: 5.44	IP: 9.0 WLS: W BF: 34 H: 6 R: 1 ER: 1 SO: 1 BB: 1 IBB: 0 HBP: 1 BLK: 0 WP: 0 HR: 0 S: 63 P: 100 ERA: 1.00 WHIP: 0.778															PITCHER				

Cleveland Indians @ Texas Rangers
Ameriquet Field, Arlington, TX
Sat May 07 2005, 8:05 PM EDT
Att: 36,311 - Cloudy - 77 F

AB 32
R 1
H 6
RBI 1
BB 1
SO 1
LOB 10



Batter	1	2	3	4	5	6	7	8	9	AB	R	H	RBI	BB	SO	LOB	BOTTOM			
David Dellucci, L (1,10) OBP: 0.500, SLG: 0.574	4-2 10 2B 23 G1-3 BB			2-2 F7			4-1 10 G5-3 BB			2	0	0	0	2	1	1				
10 Michael Young, R (1,6) OBP: 0.317, SLG: 0.389	2-2 2B		0-1 23 1B E		0-0 G6-3		0-2 G5-3			4	1	2	1	0	0	1				
23 Mark Teixeira, S (1,3) OBP: 0.326, SLG: 0.508	1-1 G1-3		0-0 E 1B		1-2 K		1-2 3H 0-0 1B			4	1	2	0	0	1	2				
9 Hank Blalock, L (1,5) OBP: 0.353, SLG: 0.463	2-2 G4-3		0-3 K		3-2 G5-3		3-3 K			4	0	0	0	0	2	5				
Alfonso Soriano, R (1,4) OBP: 0.314, SLG: 0.611		0-1 HR	2-2 G4-3 2B		1-1 HR		2-2 P4			4	2	3	3	0	0	2				
Kevin Mench, R (1,7) OBP: 0.386, SLG: 0.500	1-2 2B SF8 HBP		0-2 G4-3		0-0 G5-3		0-0 G6-3			3	1	0	0	0	0	1				
Laynce Nix, L (1,8) OBP: 0.362, SLG: 0.464	0-1 SF8 1-3 2B		3-3 K		0-0 G4-3		3-2 G5-3			4	0	1	0	0	1	1				
Richard Hidalgo, R (1,9) OBP: 0.242, SLG: 0.289	2-2 P2		0-0 F7		3-1 P2		1-2 P2			4	0	0	0	0	0	2				
Rod Barajas, R (1,2) OBP: 0.255, SLG: 0.356	1-0 SF8		0-3 K		0-2 E6 10 G5-3 1B					2	1	1	1	0	1	0				
Inning Stats	R: 0 E: 0 K: 0 S: 10	H: 1 LOB: 1 BB: 1 P: 19	R: 2 E: 0 K: 1 S: 13	H: 2 LOB: 1 BB: 0 P: 19	R: 2 E: 1 K: 2 S: 17	H: 3 LOB: 1 BB: 0 P: 22	R: 0 E: 0 K: 1 S: 7	H: 0 LOB: 0 BB: 0 P: 9	R: 0 E: 0 K: 0 S: 8	H: 0 LOB: 0 BB: 0 P: 12	R: 1 E: 0 K: 0 S: 6	H: 1 LOB: 0 BB: 0 P: 10	R: 1 E: 1 K: 1 S: 16	H: 2 LOB: 2 BB: 1 P: 25	R: 0 E: 0 K: 0 S: 8	H: 0 LOB: 0 BB: 0 P: 12	1B: 4 2B: 3 3B: 0 HR: 2	SF: 1 SAC: 0 DP: 0 HBP: 1	WP: 1 PB: 0 SB: 0 CS: 0	PA: 35
PITCHER Scott Elarton, R (1,1) ERA: 7.47 Scott Sauerbeck, L (7,1) ERA: 5.0 David Riske, R (7,1) ERA:	IP: 6.1 WLS: L BF: 29 H: 8 R: 6 ER: 6 SO: 5 BB: 2 IBB: 1 HBP: 0 BLK: 0 WP: 1 HR: 2 S: 68 P: 102 ERA: 8.53 WHIP: 1.579															PITCHER				

Cleveland Indians @ Texas Rangers
Ameriquet Field, Arlington, TX
Sat May 07 2005, 8:05 PM EDT
Att: 36,311 - Cloudy - 77 F

AB 31
R 6
H 9
RBI 5
BB 2
SO 6
LOB 15



Batter	1	2	3	4	5	6	7	8	9	AB	R	H	RBI	BB	SO	LOB	TOP	
Ronnie Belliard, R OBP: 0.305, SLG: 0.459 (1, 4)	F8		G3-1		FC6-4 1B		G1-3		FC3-6 BB	4	0	1	0	1	0	2	Cleveland Indians @ Texas Rangers Ameriquet Field, Arlington, TX Sun May 08 2005, 2:05 PM EDT Att: 23,203 - Partly Cloudy - 81 F	
Coco Crisp, S OBP: 0.299, SLG: 0.328 (1, 8)	F8		BB		FC6-4 1-2			41 2B 1B	FC3-6 41 DI	4	1	1	1	1	0	3		
41 Victor Martinez, S OBP: 0.310, SLG: 0.350 (1, 2)	48 BB 1B		BB					0-0 1B		4	0	3	1	0	1	1		
48 Travis Hafner, L OBP: 0.412, SLG: 0.515 (1, 10)	1-2 BB				G4-3 1B		F8		G6-4-3 HBP	3	0	0	0	1	1	4		
José Hernández, R OBP: 0.259, SLG: 0.308 (1, 3)	L9				0-1 1B		G4-6-3 1-2		G6-4-3 HBP	4	0	1	0	0	0	5		
Casey Blake, R OBP: 0.292, SLG: 0.376 (1, 9)		4-1 G6-4-3 BB			F8				G6-4-3 BB	2	0	0	0	2	0	2		
Aaron Boone, R OBP: 0.189, SLG: 0.268 (1, 5)	F9				P4				G6-4-3 1-2	4	1	1	0	0	0	3		
Ryan Ludwick, R OBP: 0.273, SLG: 0.379 (1, 7)																		
24 Grady Sizemore, L (9, PH) OBP: 0.297, SLG: 0.423 (9, PH)	G6-4-3 1-2								FC3-6 BB 1B	3	0	1	0	0	1	1		
2 Jhonny Peralta, R OBP: 0.290, SLG: 0.426 (1, 6)									FC3-6 BB 1B	1	0	1	0	0	0	0		
Alex Cora, L (9, PH) OBP: 0.273, SLG: 0.302 (9, PH)									F7	3	0	1	0	0	2	0		
Inning Stats	R: 0 E: 0 K: 0 S: 11	H: 1 LOB: 2 BB: 1 P: 22	R: 0 E: 0 K: 0 S: 4	H: 0 LOB: 0 BB: 1 P: 10	R: 0 E: 0 K: 2 S: 10	H: 0 LOB: 1 BB: 1 P: 18	R: 0 E: 0 K: 0 S: 7	H: 1 LOB: 1 BB: 0 P: 15	R: 0 E: 0 K: 0 S: 10	H: 2 LOB: 2 BB: 1 P: 21	R: 1 E: 0 K: 0 S: 7	H: 2 LOB: 1 BB: 0 P: 12	R: 1 E: 0 K: 1 S: 13	H: 2 LOB: 3 BB: 1 P: 25	1B: 9 2B: 1 3B: 0 HR: 0	SF: 0 SAC: 0 DP: 4 HBP: 2	WP: 0 PA: 40 PB: 0 SB: 0 CS: 0	
PITCHER	IP	WLS	BF	H	R	ER	SO	BB	IBB	HBP	BLK	WP	HR	S	P	ERA	WHIP	
Kenny Rogers, L ERA: 1.79 (1, 1)	7.0	W	28	6	0	0	4	4	0	0	0	0	0	62	106	0.00	1.429	
Brian Shouse, L ERA: 2.92 (8, 1)	1.0		5	2	1	1	0	0	0	1	0	0	0	7	12	9.00	2.000	
Nick Regilio, R ERA: 5.06 (9, 1)	0.2		6	2	1	1	0	1	0	1	0	0	0	10	21	13.50	4.500	
Francisco Cordero, R ERA: 4.26 (9, 1)	0.1	S	1	0	0	0	1	0	0	0	0	0	0	3	4	0.00	0.000	

Batter	1	2	3	4	5	6	7	8	9	AB	R	H	RBI	BB	SO	LOB	BOTTOM		
David Dellucci, L OBP: 0.495, SLG: 0.589 (1, 10)	10 HR 3B		K		23 1B 23 S		G4-3		G3	5	2	2	1	0	1	6	Cleveland Indians @ Texas Rangers Ameriquet Field, Arlington, TX Sun May 08 2005, 2:05 PM EDT Att: 23,203 - Partly Cloudy - 81 F		
10 Michael Young, R OBP: 0.313, SLG: 0.404 (1, 6)	HR		K		F8		F9		P4	5	1	1	2	0	1	1			
23 Mark Teixeira, S OBP: 0.329, SLG: 0.500 (1, 3)	K		FC6-5 BB		1B		G4-3		F9	4	1	1	1	1	1	0			
9 Hank Blalock, L OBP: 0.347, SLG: 0.453 (1, 5)	K		E8 FC6-5 1B		K		F7		F8	5	0	1	0	0	2	1			
Alfonso Soriano, R OBP: 0.326, SLG: 0.609 (1, 4)	BB		FC6-5 FC4-6				E S 1B BB		BB 1B	2	1	1	1	2	0	1			
Laynce Nix, L OBP: 0.338, SLG: 0.433 (1, 8)	G3		FC4-6		G5-3		F7		F7	4	0	0	0	0	4				
Richard Hidalgo, R OBP: 0.243, SLG: 0.319 (1, 9)			G6-3		HR		K		F7	4	1	1	1	0	1	2			
Gary Matthews, S OBP: 0.277, SLG: 0.320 (1, 7)			G4-3 1B		G4-3 1B		G4-3 2B		BB 1B	4	1	4	1	0	0	0			
Sandy Alomar Jr., R OBP: 0.414, SLG: 0.346 (1, 2)			G4-3		G4-3		G4-3 1B		BB	3	0	1	0	1	0	2			
Inning Stats	R: 2 E: 0 K: 2 S: 26	H: 2 LOB: 1 BB: 1 P: 38	R: 0 E: 0 K: 1 S: 14	H: 1 LOB: 0 BB: 0 P: 21	R: 1 E: 1 K: 1 S: 12	H: 1 LOB: 1 BB: 1 P: 21	R: 3 E: 0 K: 1 S: 16	H: 4 LOB: 1 BB: 0 P: 21	R: 1 E: 0 K: 0 S: 18	H: 2 LOB: 2 BB: 1 P: 30	R: 0 E: 0 K: 0 S: 8	H: 0 LOB: 0 BB: 0 P: 13	R: 0 E: 0 K: 0 S: 15	H: 2 LOB: 3 BB: 1 P: 26	R: 0 E: 0 K: 0 S: 8	H: 0 LOB: 0 BB: 0 P: 11		1B: 8 2B: 1 3B: 1 HR: 2	SF: 0 SAC: 0 DP: 0 HBP: 0
PITCHER	IP	WLS	BF	H	R	ER	SO	BB	IBB	HBP	BLK	WP	HR	S	P	ERA	WHIP		
37 Jake Westbrook, R ERA: 6.69 (1, 1)	3.1	L	19	7	6	6	4	2	0	0	0	0	0	47	78	2.46	1.909		
Jason Davis, R ERA: 5.75 (4, 1)	3.2		18	5	1	1	2	2	0	0	0	0	0	8	11	0.00	0.000		
Bob Howry, R ERA: 3.75 (8, 1)	1.0		3	0	0	0	0	0	0	0	0	0	0	8	11	0.00	0.000		

Batter	1	2	3	4	5	6	7	8	9	AB	R	H	RBI	BB	SO	LOB	TOP			
Casey Blake, R OBP: 0.288, SLG: 0.361	1-3 K	3-1 F7			0-0 P6		4-2 BB		2-2 F8	4	0	0	0	1	1	4	Cleveland Indians @ Los Angeles Angels Angel Stadium of Anaheim, Anaheim, CA Mon May 09 2005, 7:05 PM PDT Att: 36,763 - Partly Cloudy - 66 F livebaseballscorecards.com			
Coco Crisp, S OBP: 0.304, SLG: 0.352	4-2 G4-3 41 48 1B BB		2-0 HR		0-2 G4-3		0-0 L6			3	2	1	1	1	0	2				
41 Victor Martinez, S OBP: 0.300, SLG: 0.336	1-0 G4-3		2-2 K		0-0 G4-3			3-2 G6-3		4	0	0	0	0	1	1				
48 Travis Hafner, L OBP: 0.407, SLG: 0.505	1-0 1B		3-3 K			2-3 K		3-1 F7		4	0	1	1	0	2	0				
Ben Broussard, L OBP: 0.327, SLG: 0.415	0-0 G3		3-2 L9			0-1 G6-3		1-3 K		4	0	0	0	0	1	1				
Ronnie Belliard, R OBP: 0.312, SLG: 0.490		1-2 P4		3-2 HR		0-0 F7		1-0 1B		4	1	2	1	0	0	0				
24 Grady Sizemore, L OBP: 0.295, SLG: 0.410		0-0 B1-3		2-2 L4		4-1 CS BB		2-1 F9		3	0	0	0	1	0	1				
Aaron Boone, R OBP: 0.200, SLG: 0.277	1-1 2B 1B		0-0 F7			1-3 K		0-0 1B		4	0	2	0	0	1	1				
2 Jhonny Peralta, R OBP: 0.301, SLG: 0.431	1-0 1B		2-2 G6-3			0-2 BB 1B		2-3 K		4	0	2	0	0	1	2				
Inning Stats	R: 1 E: 0 K: 1 S: 8	H: 1 LOB: 1 BB: 1 P: 15	R: 0 E: 0 K: 0 S: 9	H: 2 LOB: 2 BB: 0 P: 15	R: 1 E: 0 K: 2 S: 13	H: 1 LOB: 0 BB: 0 P: 23	R: 1 E: 0 K: 0 S: 13	H: 1 LOB: 0 BB: 0 P: 20	R: 0 E: 0 K: 0 S: 6	H: 0 LOB: 0 BB: 0 P: 6	R: 0 E: 0 K: 1 S: 6	H: 1 LOB: 2 BB: 2 P: 19	R: 0 E: 0 K: 1 S: 9	H: 0 LOB: 0 BB: 0 P: 16	R: 0 E: 0 K: 1 S: 12	H: 2 LOB: 2 BB: 0 P: 19	1B: 6 2B: 0 3B: 0 HR: 2	SF: 0 SAC: 0 DP: 0 HBP: 0	WP: 0 PB: 0 SB: 1 CS: 1	PA: 37
PITCHER	IP WLS BF H R ER SO BB IBB HBP BLK WP HR S P ERA WHIP	7.0 L 29 6 3 3 5 3 0 0 0 0 2 66 106 3.86 1.286	1.0 S 3 0 0 0 1 0 0 0 0 0 0 9 16 0.00 0.000	1.0 S 5 2 0 0 1 0 0 0 0 0 0 12 19 0.00 2.000																

Batter	1	2	3	4	5	6	7	8	9	AB	R	H	RBI	BB	SO	LOB	BOTTOM			
9 Chone Figgins, S OBP: 0.333, SLG: 0.414	2-2 L5		2-3 K			1-1 B3-1			0-1 DI 1B	4	0	1	0	0	1	1	Cleveland Indians @ Los Angeles Angels Angel Stadium of Anaheim, Anaheim, CA Mon May 09 2005, 7:05 PM PDT Att: 36,763 - Partly Cloudy - 66 F livebaseballscorecards.com			
Darin Erstad, L OBP: 0.290, SLG: 0.365	0-3 K		1-2 F8			2-3 K			1-2 F9	4	0	0	0	0	2	2				
27 Vladimir Guerrero, R OBP: 0.376, SLG: 0.570	3-1 16 S HBP			1-0 G4-3		0-0 P3			0-0 L8	3	0	0	0	0	0	1				
16 Garret Anderson, L OBP: 0.313, SLG: 0.416	2-3 K			1-3 K		1-1 G6-3			2-2 F9	3	0	0	0	0	2	1				
Steve Finley, L OBP: 0.254, SLG: 0.409		0-3 K		3-1 F7		2-2 F9				3	0	0	0	0	1	0				
Orlando Cabrera, R OBP: 0.299, SLG: 0.388		0-0 F9			0-2 G6-3			2-2 G6-3		3	0	0	0	0	0	0				
8 Dallas McPherson, L OBP: 0.242, SLG: 0.325		0-3 K			2-0 F7			0-2 F7		3	0	0	0	0	1	0				
José Molina, R OBP: 0.254, SLG: 0.245			0-1 K		2-3 K			2-2 F9		3	0	1	0	0	1	0				
Adam Kennedy, L OBP: 0.143, SLG: 0.143			1-2 P6			0-2 F7			0-1 G3-4-1	3	0	0	0	0	0	1				
Inning Stats	R: 0 E: 0 K: 2 S: 10	H: 0 LOB: 1 BB: 0 P: 17	R: 0 E: 0 K: 2 S: 7	H: 0 LOB: 0 BB: 0 P: 7	R: 0 E: 0 K: 1 S: 14	H: 1 LOB: 1 BB: 0 P: 18	R: 0 E: 0 K: 1 S: 6	H: 0 LOB: 0 BB: 0 P: 11	R: 0 E: 0 K: 1 S: 8	H: 0 LOB: 0 BB: 0 P: 11	R: 0 E: 0 K: 0 S: 8	H: 0 LOB: 0 BB: 0 P: 11	R: 0 E: 0 K: 0 S: 9	H: 0 LOB: 0 BB: 0 P: 13	R: 0 E: 0 K: 0 S: 8	H: 1 LOB: 1 BB: 0 P: 9	1B: 1 2B: 1 3B: 0 HR: 0	SF: 0 SAC: 0 DP: 0 HBP: 1	WP: 0 PB: 0 SB: 1 CS: 0	PA: 30
PITCHER	IP WLS BF H R ER SO BB IBB HBP BLK WP HR S P ERA WHIP	8.0 W 26 1 0 0 8 0 0 0 0 0 0 8 99 0.00 0.125	1.0 S 4 1 0 0 0 0 0 0 0 0 0 8 9 0.00 1.000																	

Batter	1	2	3	4	5	6	7	8	9	AB	R	H	RBI	BB	SO	LOB	TOP			
Casey Blake, R OBP: 0.278, SLG: 0.347 (1, 9)										4	0	0	0	0	1	1				
Alex Cora, L OBP: 0.271, SLG: 0.313 (1, 4)										4	0	1	1	0	0	0				
41 Victor Martinez, S OBP: 0.290, SLG: 0.324 (1, 2)										4	0	0	0	0	1	1				
48 Travis Hafner, L OBP: 0.394, SLG: 0.486 (1, 10)										4	0	0	0	0	2	0				
Ben Broussard, L OBP: 0.324, SLG: 0.408 (1, 3)										4	0	1	0	0	1	0				
Coco Crisp, S OBP: 0.317, SLG: 0.394 (1, 7)										4	2	3	1	0	0	1				
24 Grady Sizemore, L OBP: 0.303, SLG: 0.433 (1, 8)										4	0	2	1	0	1	1				
Aaron Boone, R OBP: 0.193, SLG: 0.267 (1, 5)										4	0	0	0	0	2	3				
2 Jhonny Peralta, R OBP: 0.312, SLG: 0.493 (1, 6)										4	2	2	1	0	0	0				
Inning Stats	R: 0 E: 0 K: 1 S: 11	H: 0 LOB: 0 BB: 0 P: 16	R: 0 E: 0 K: 1 S: 11	H: 2 LOB: 2 BB: 0 P: 17	R: 1 E: 0 K: 0 S: 11	H: 1 LOB: 0 BB: 0 P: 15	R: 0 E: 0 K: 0 S: 11	H: 1 LOB: 1 BB: 0 P: 14	R: 1 E: 1 K: 1 S: 14	H: 2 LOB: 1 BB: 0 P: 22	R: 0 E: 0 K: 0 S: 6	H: 0 LOB: 0 BB: 0 P: 8	R: 0 E: 0 K: 3 S: 12	H: 0 LOB: 0 BB: 0 P: 16	R: 1 E: 0 K: 2 S: 10	H: 1 LOB: 0 BB: 0 P: 18	1B: 3 2B: 3 3B: 1 HR: 2	SF: 0 SAC: 0 DP: 0 HBP: 0	WP: 0 PB: 0 SB: 1 CS: 1	PA: 36
PITCHER	IP WLS BF H R ER SO BB IBB HBP BLK WP HR S P ERA WHIP																			
Paul Byrd, R ERA: 4.8 (1, 1)	6.0 W 26 8 3 3 3 0 0 0 0 0 1 65 96 4.50 1.333																			
62 Scot Shields, R ERA: 1.37 (7, 1)	2.0 H 6 0 0 0 3 0 0 0 0 0 0 0 18 24 0.00 0.000																			
Francisco Rodriguez, R ERA: 2.4 (9, 1)	1.0 S 4 1 1 1 2 0 0 0 0 0 0 1 10 18 9.00 1.000																			

Cleveland Indians @ Los Angeles Angels
Angel Stadium of Anaheim, Anaheim, CA
Tue May 10 2005, 7:05 PM PDT
Att: 38,320 - Clear - 67 F

AB 36
R 4
H 9
RBI 4
BB 0
SO 8
LOB 7

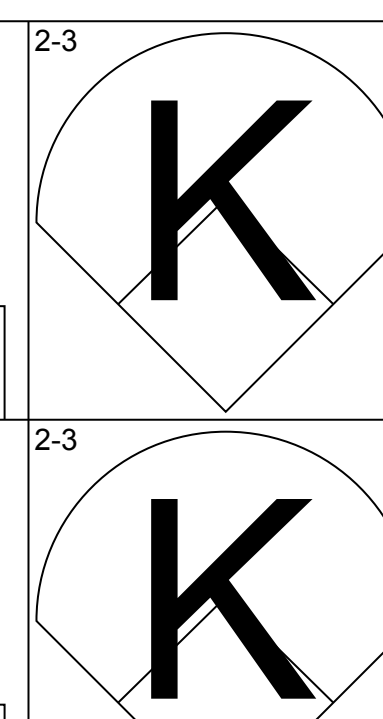
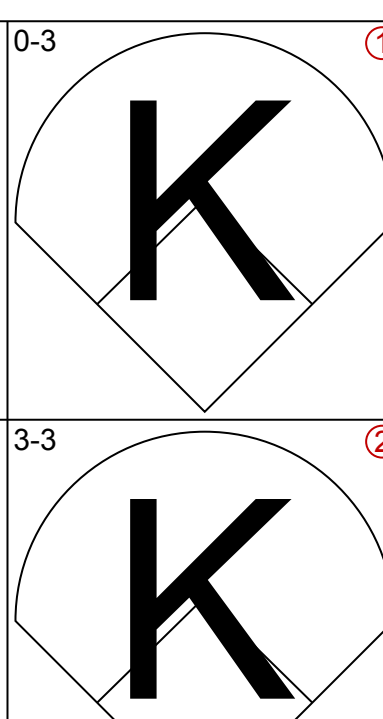
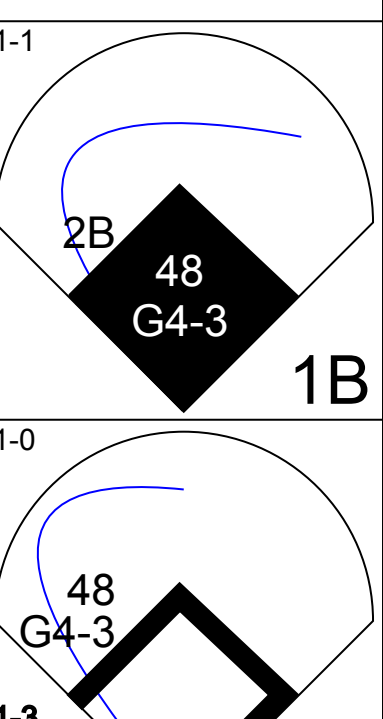
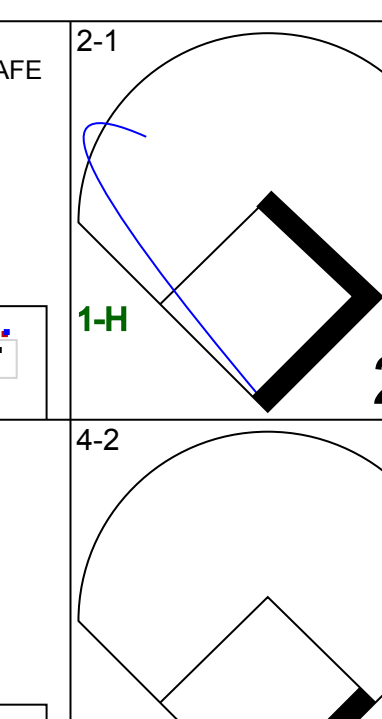
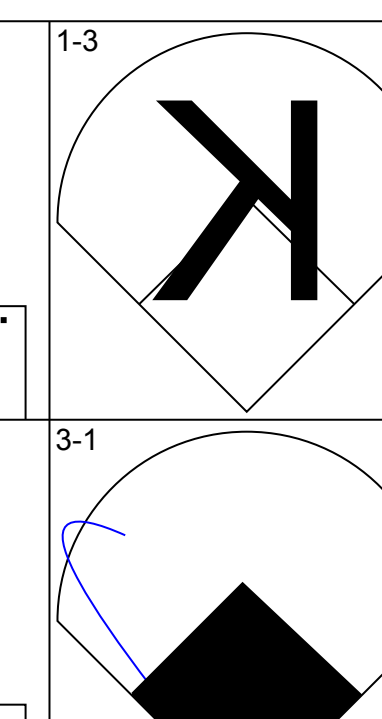
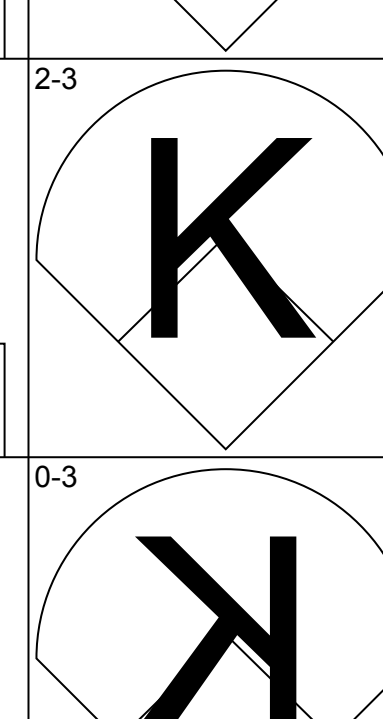
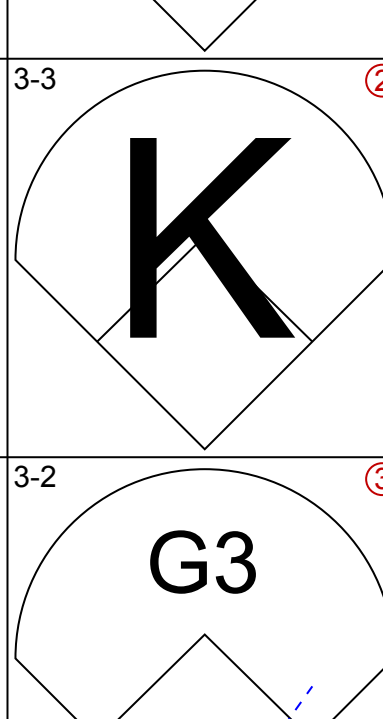
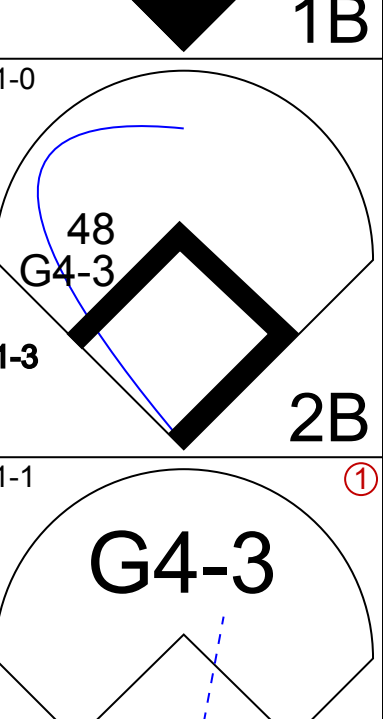
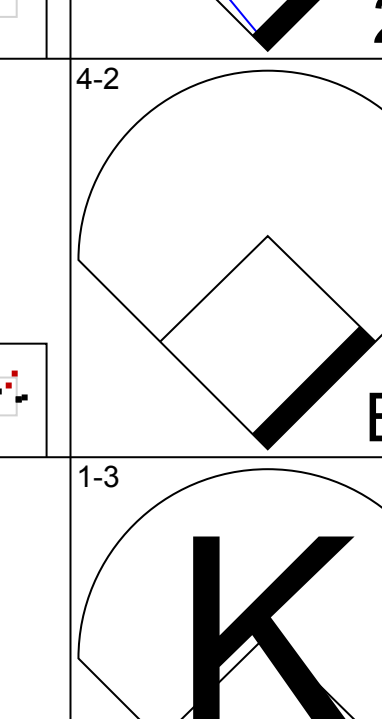
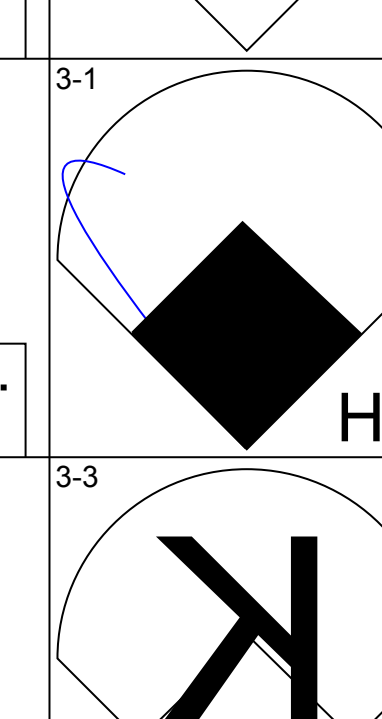
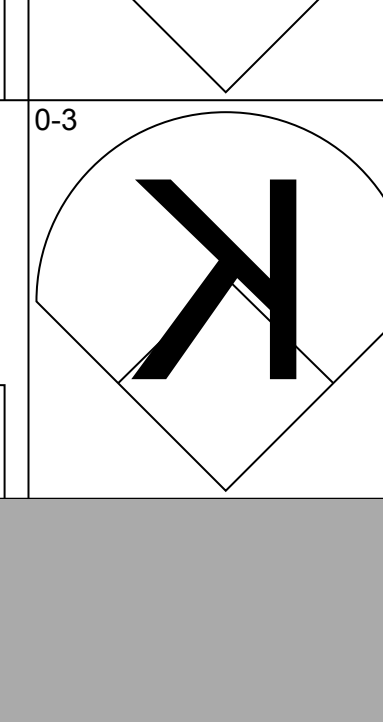
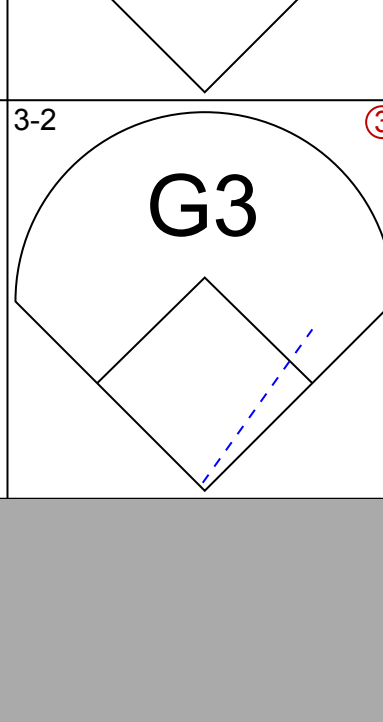
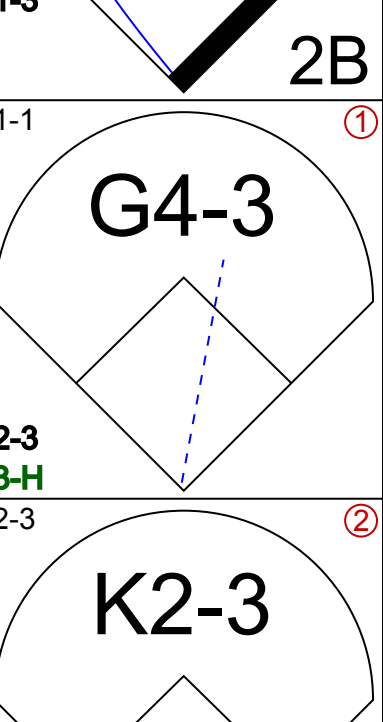
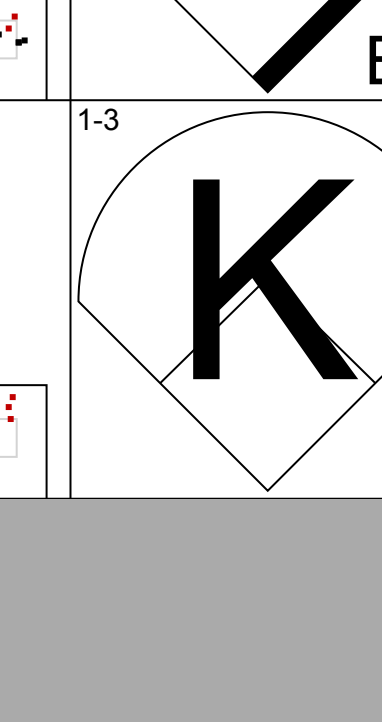
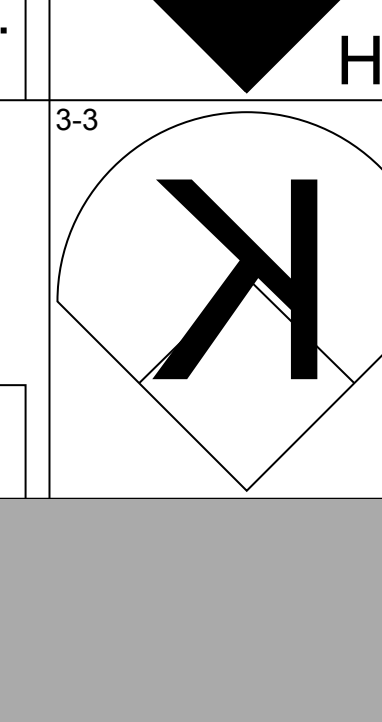
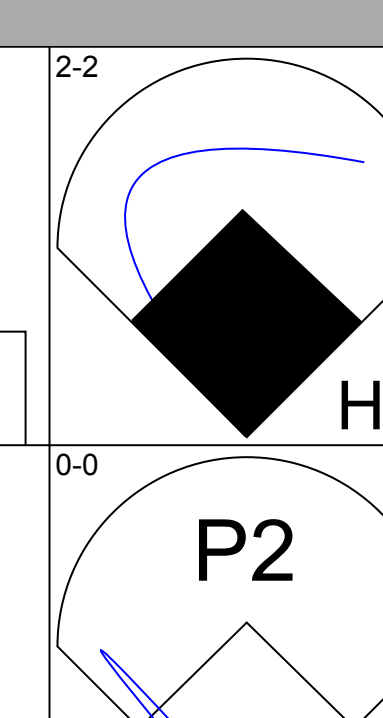
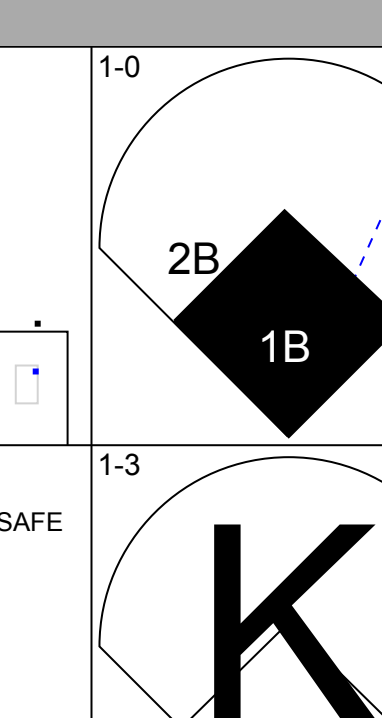
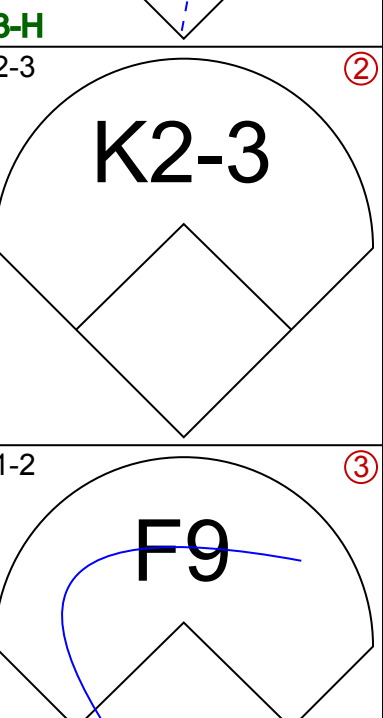
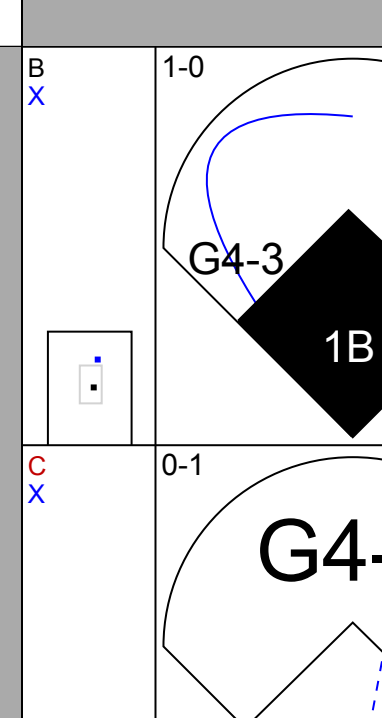
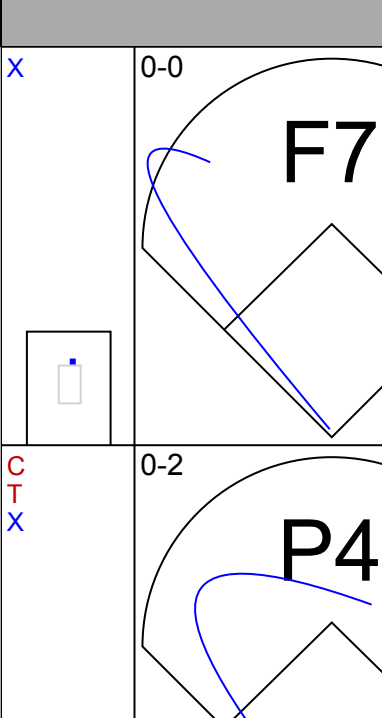
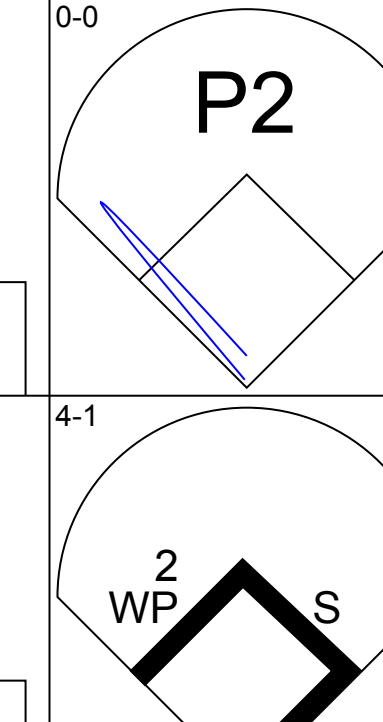
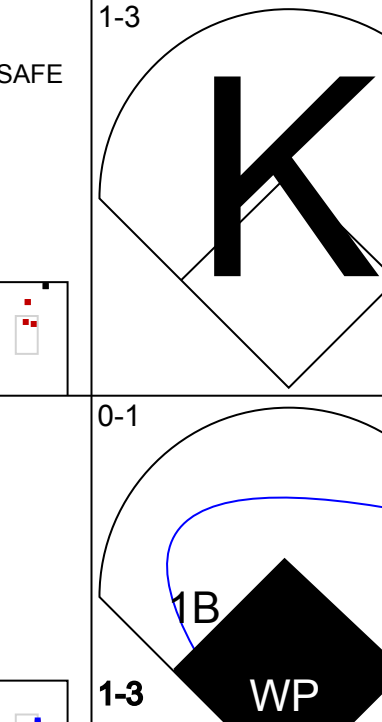
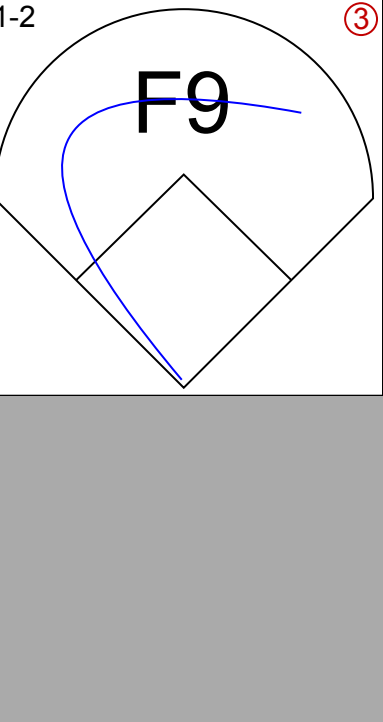
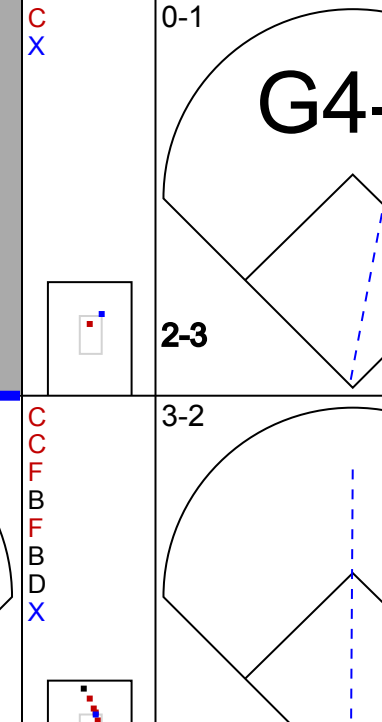
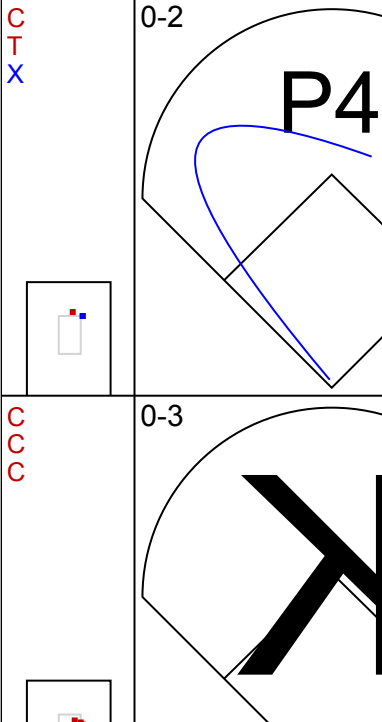
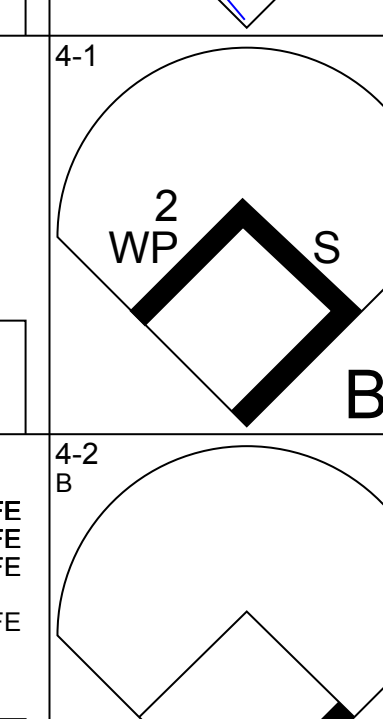
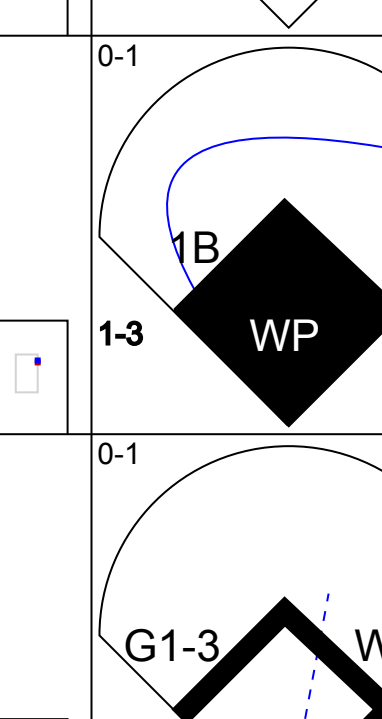
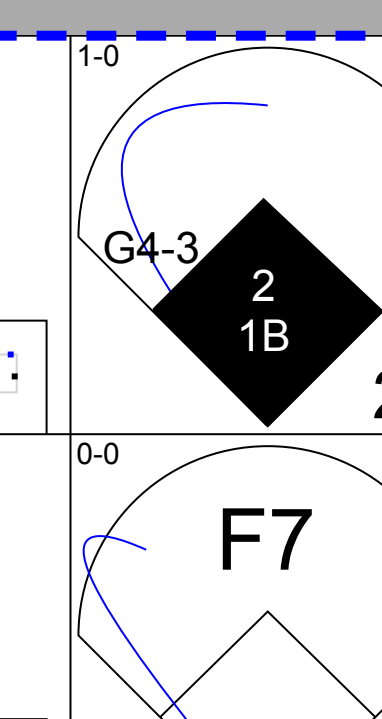
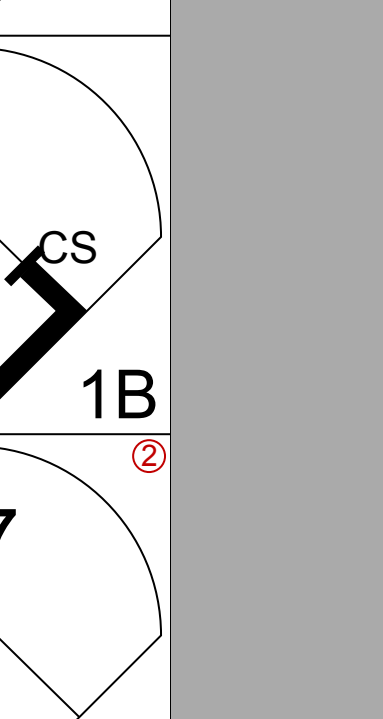
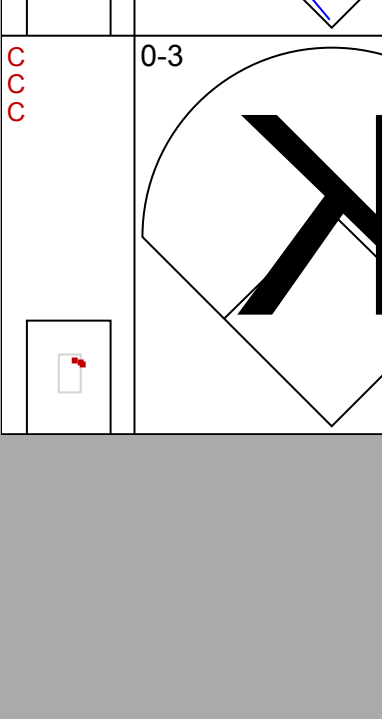
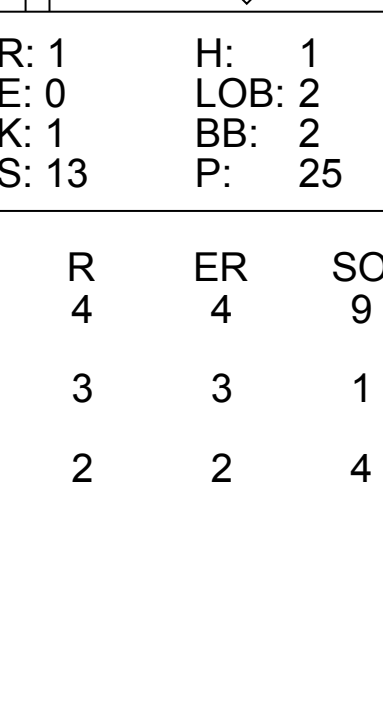
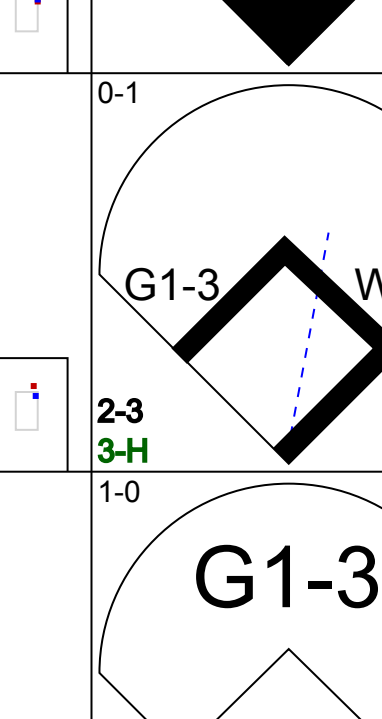
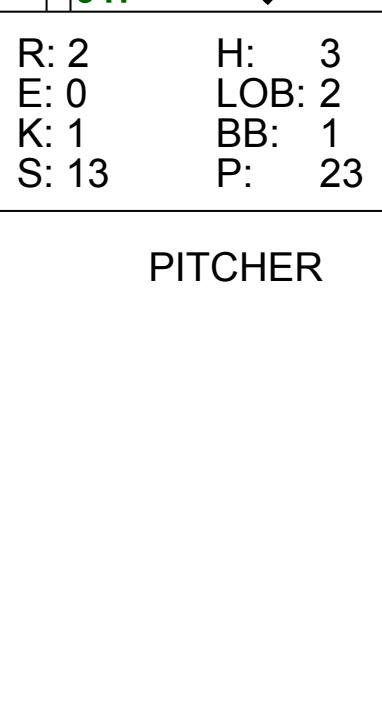
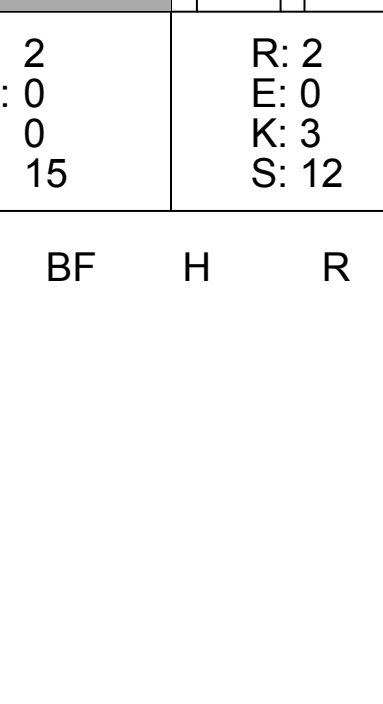
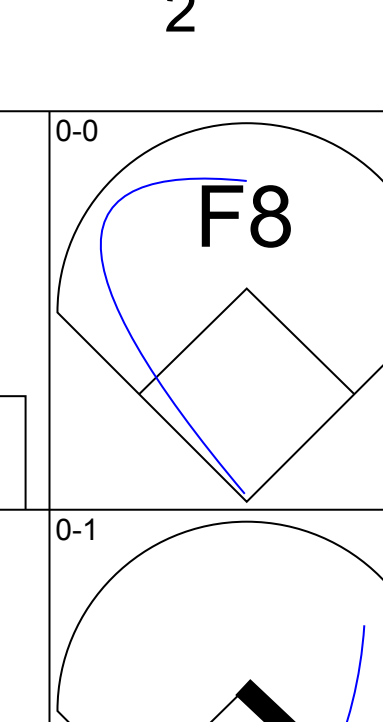
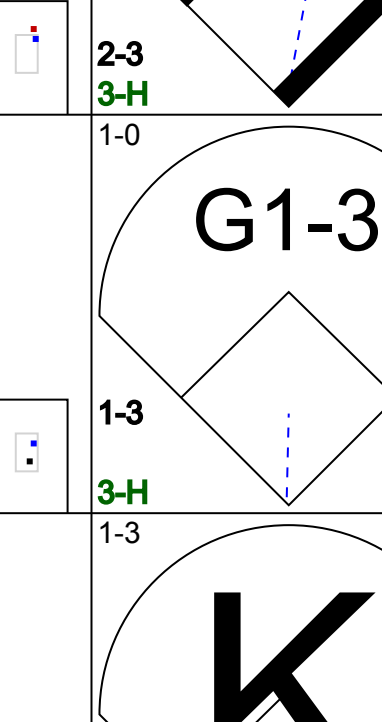

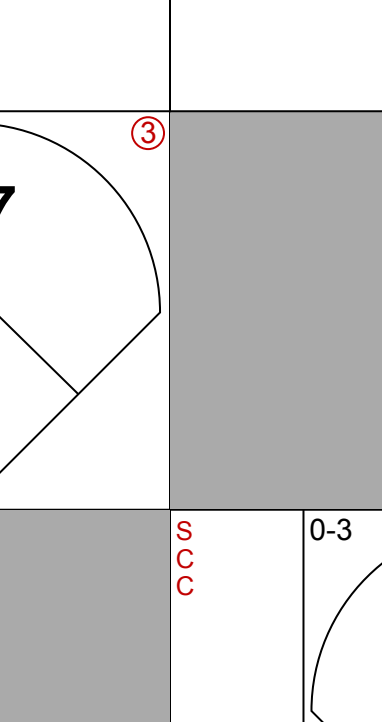
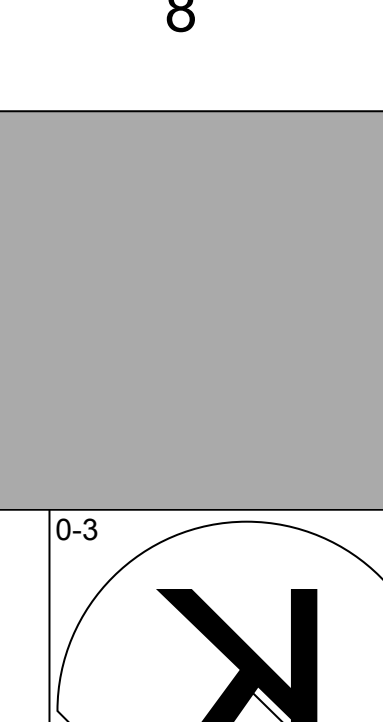
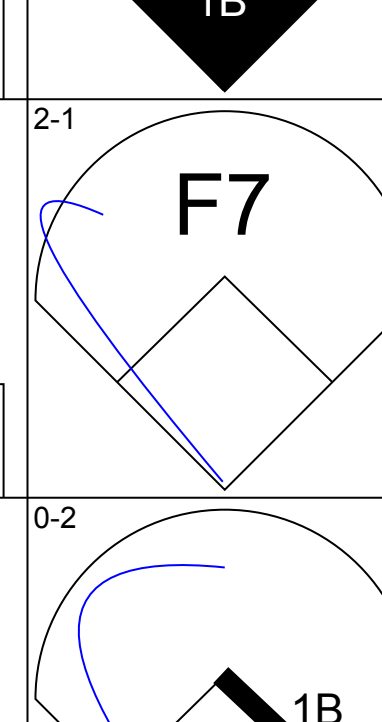
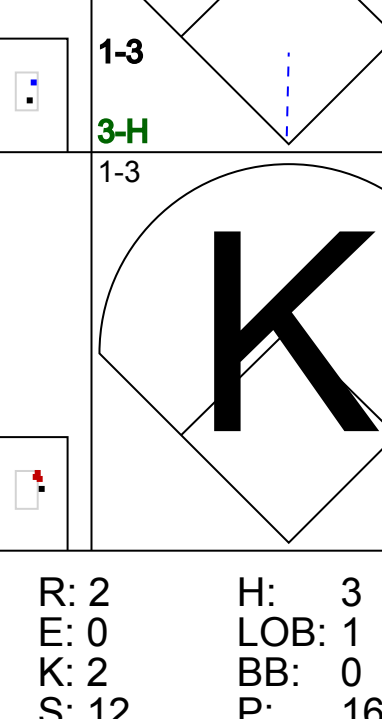
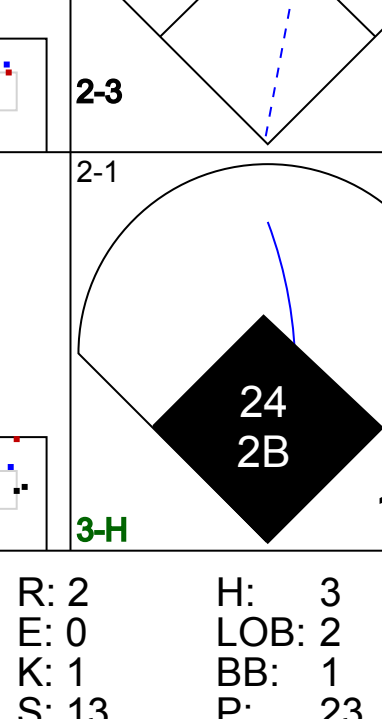
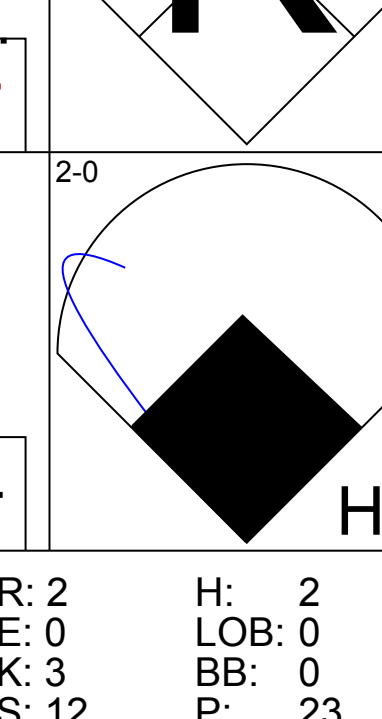


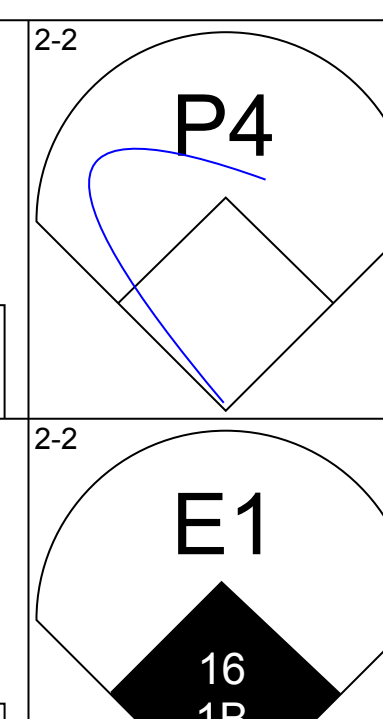
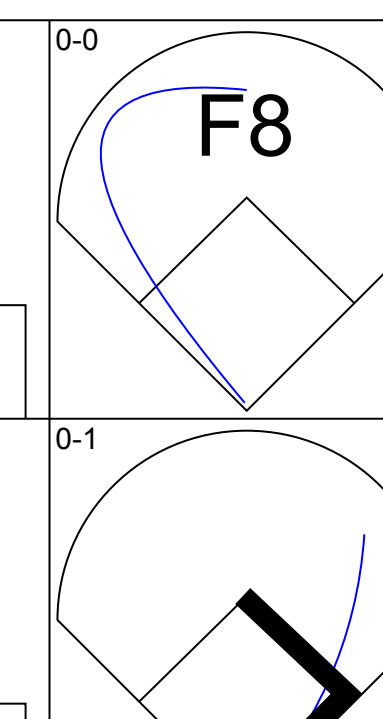
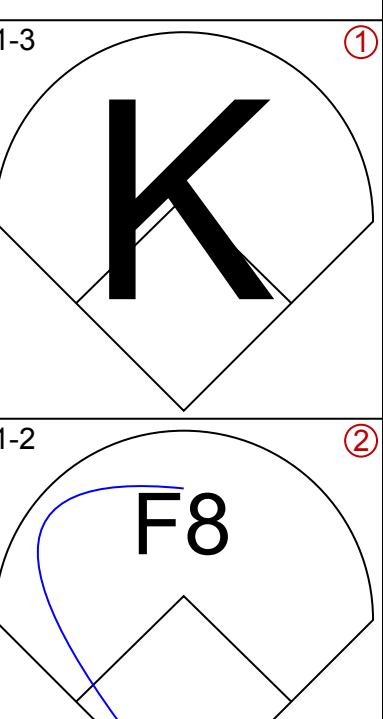
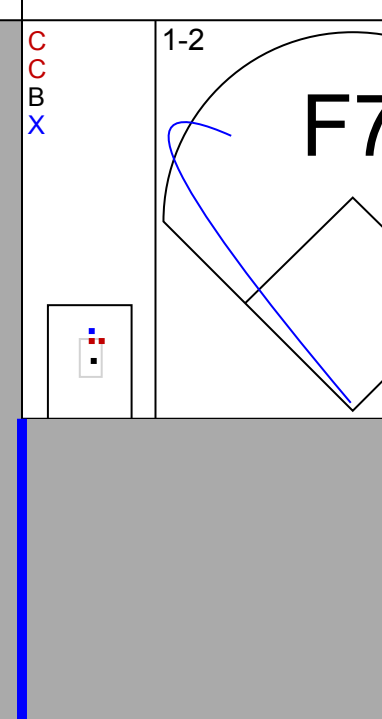
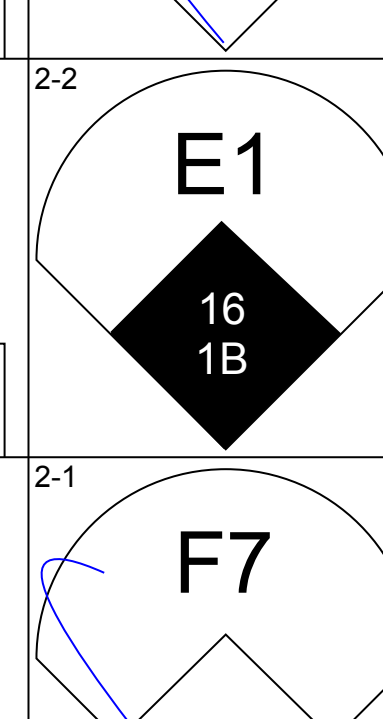
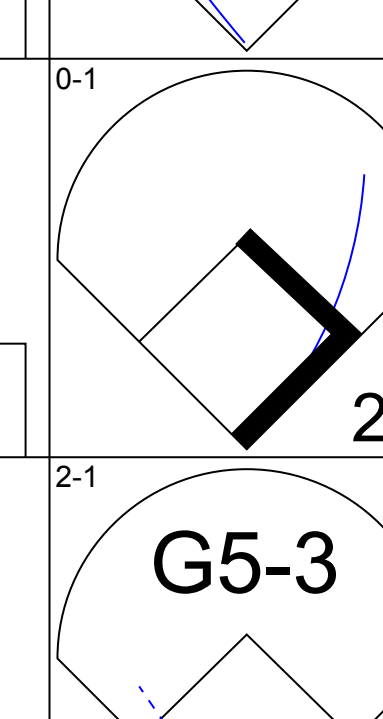
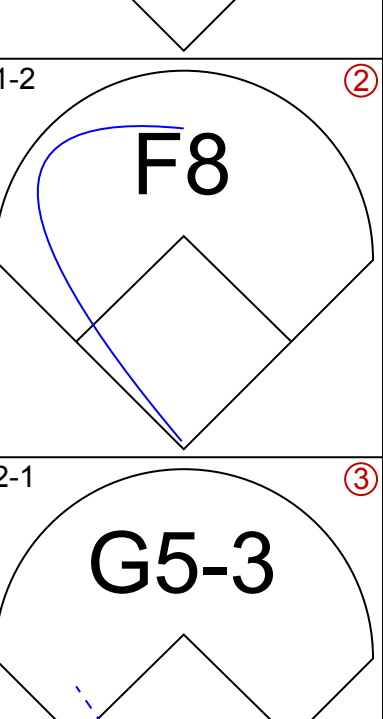
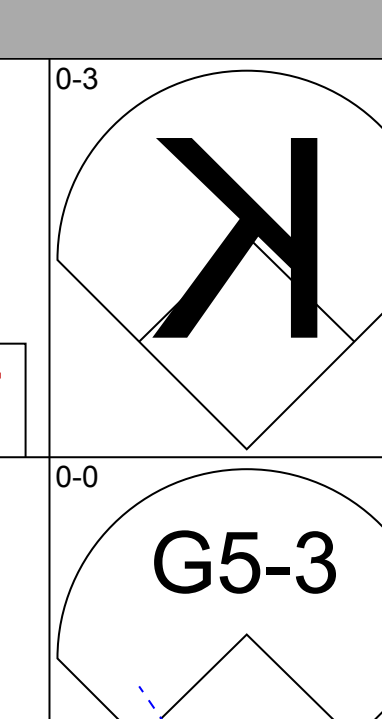
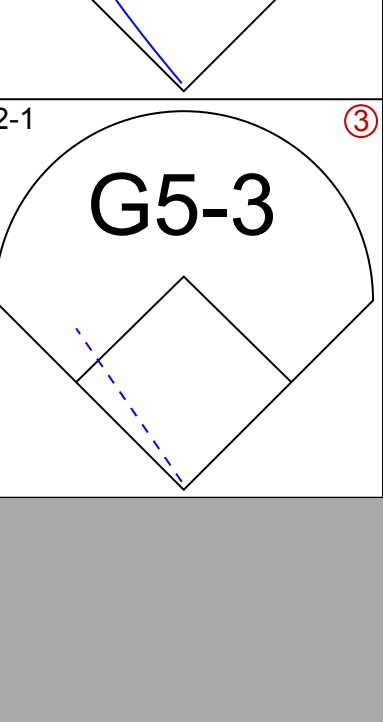
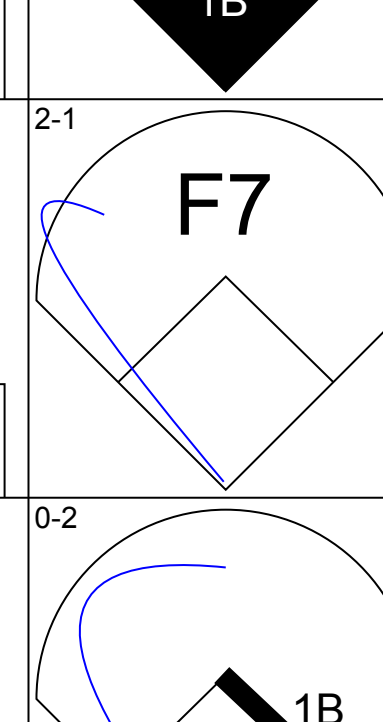
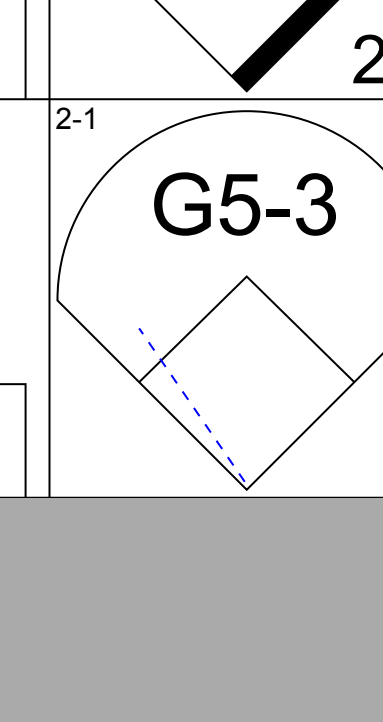

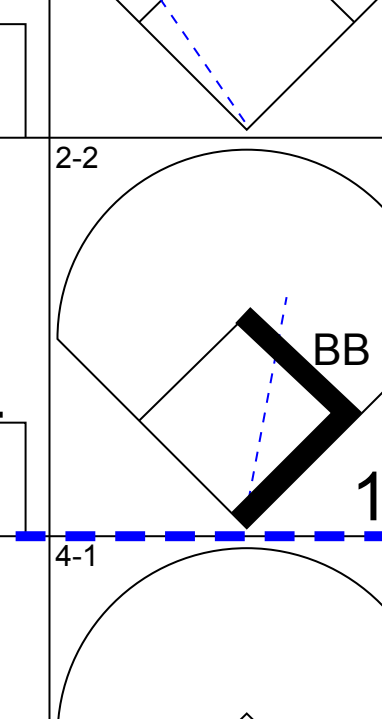
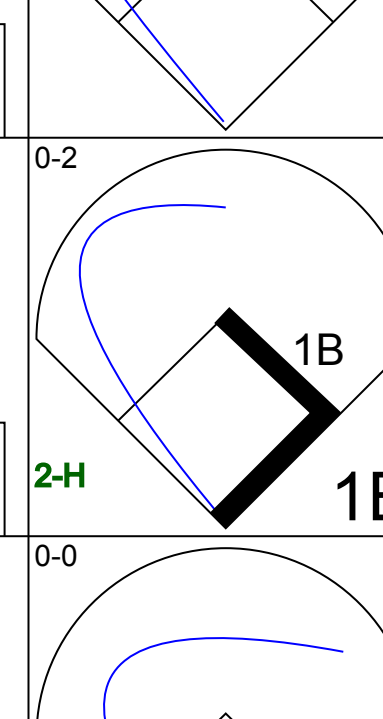
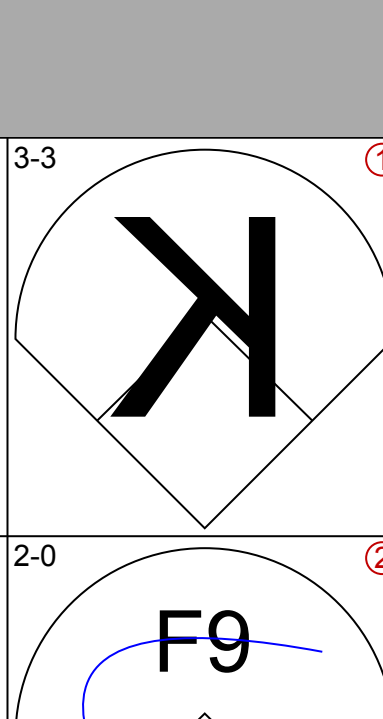
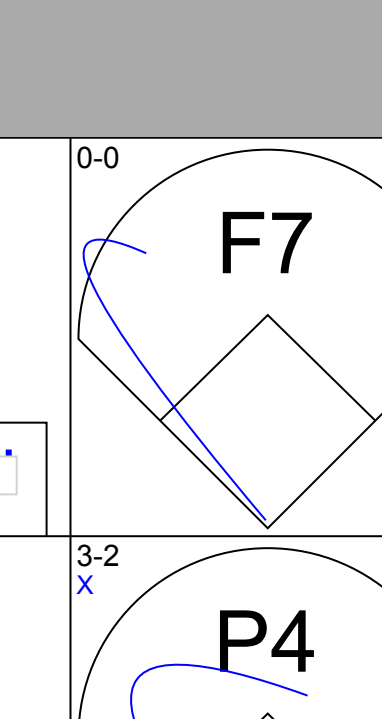
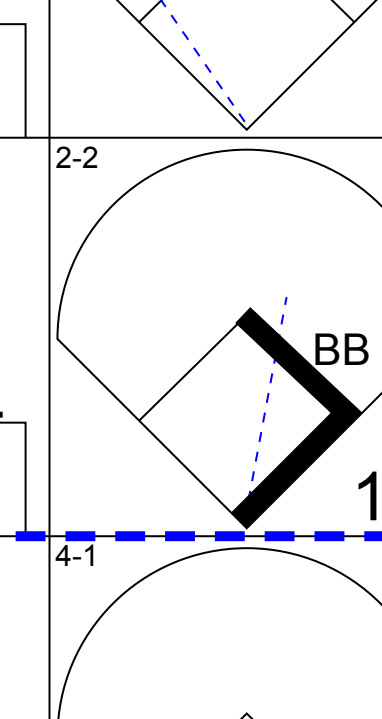
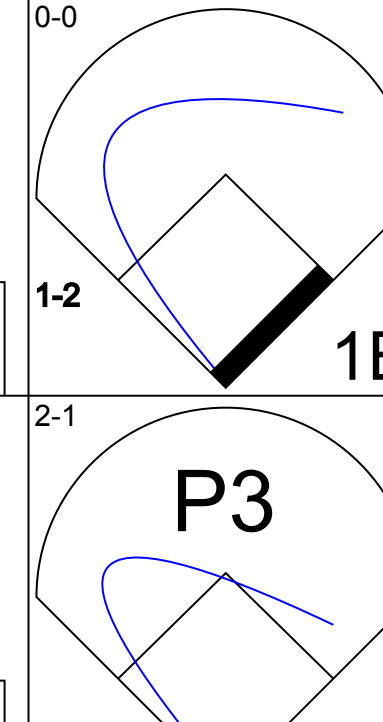
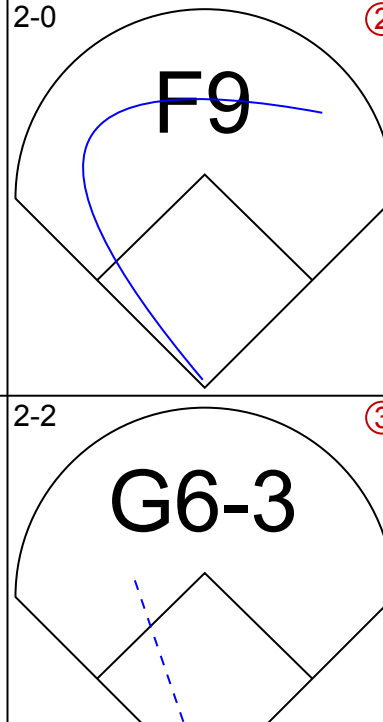
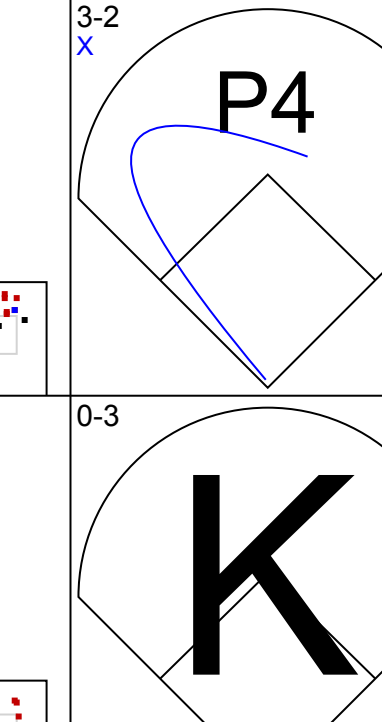
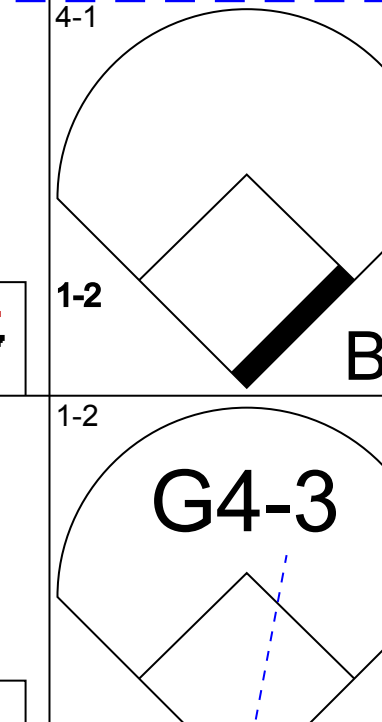
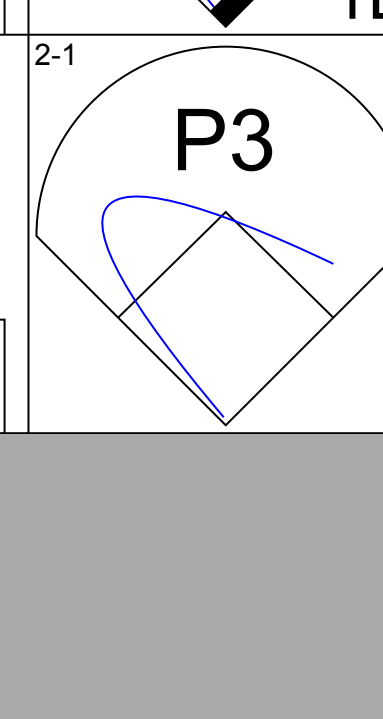
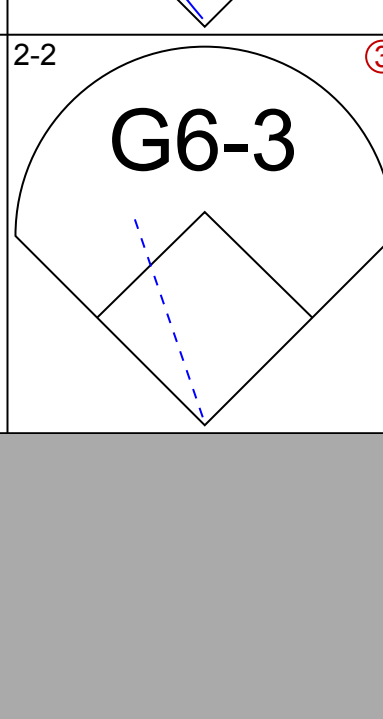
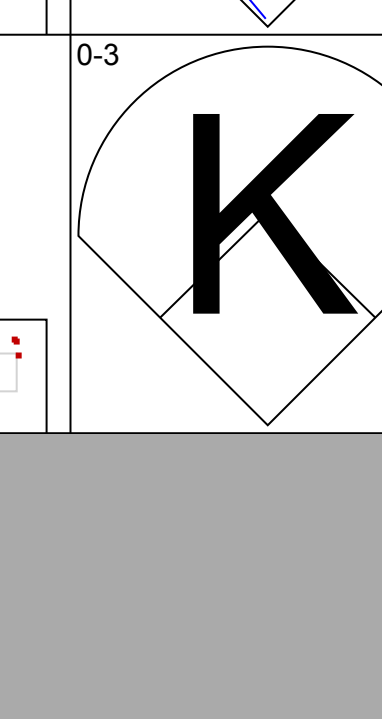
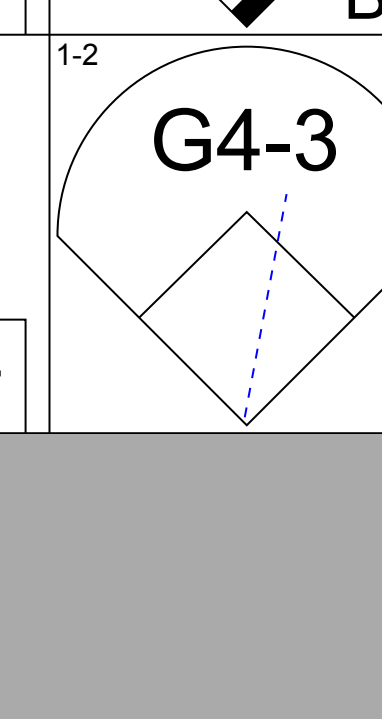
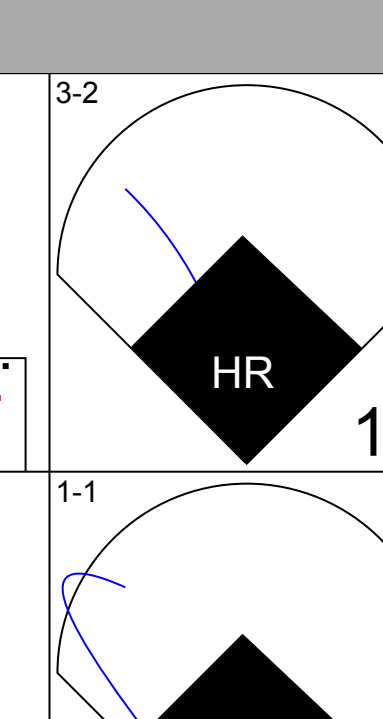
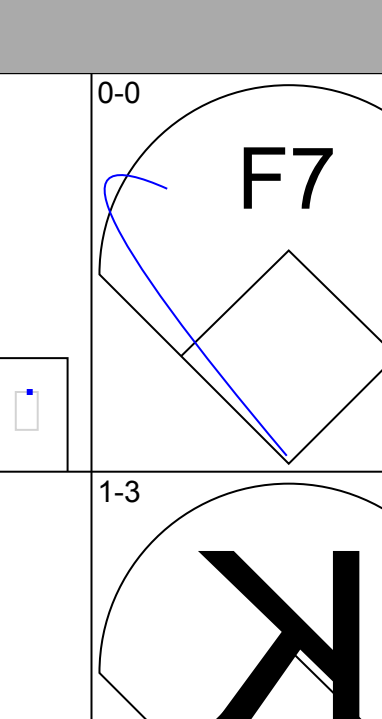
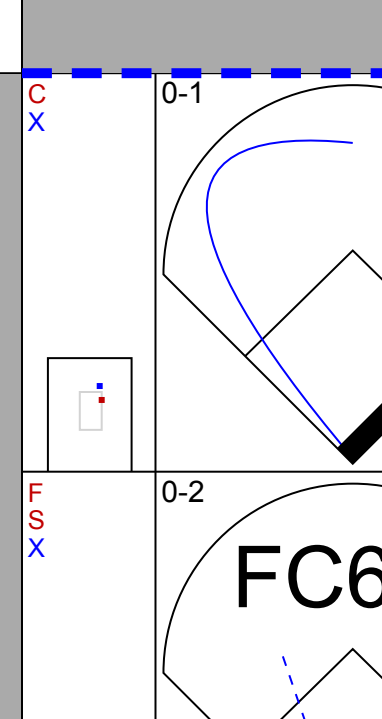
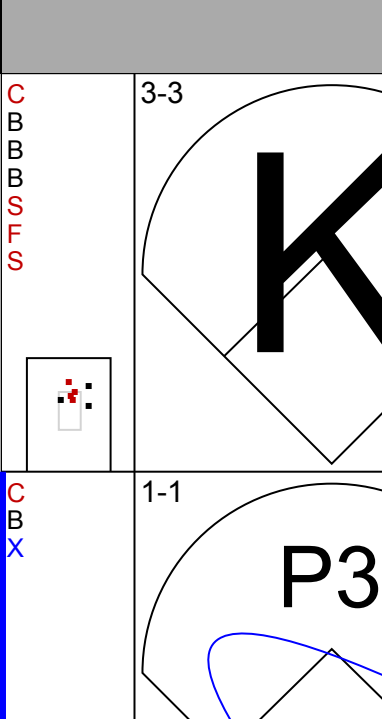
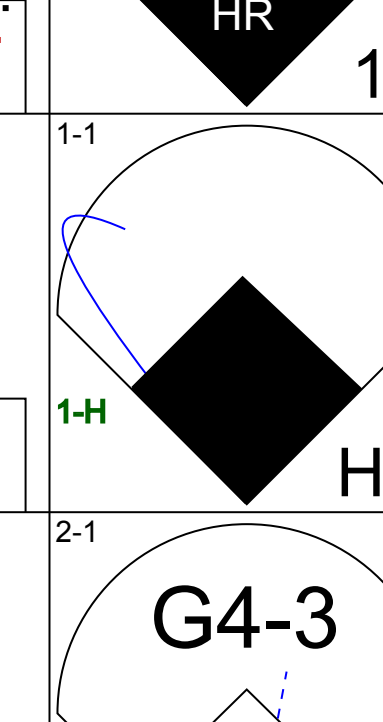
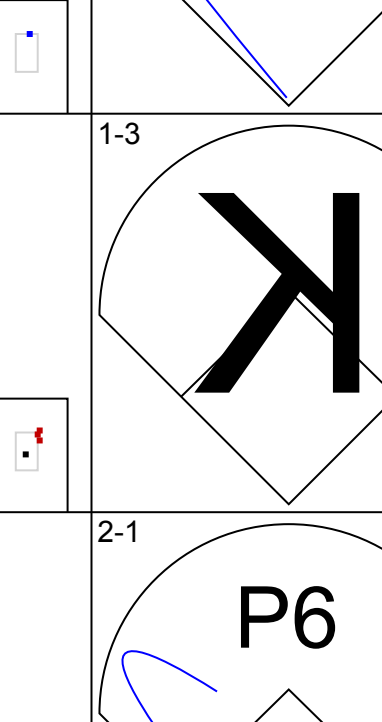
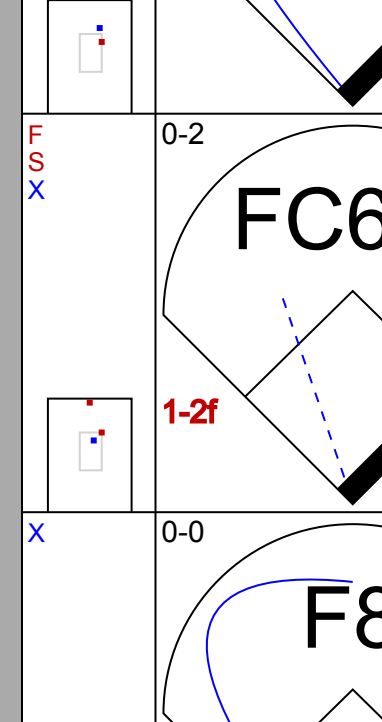
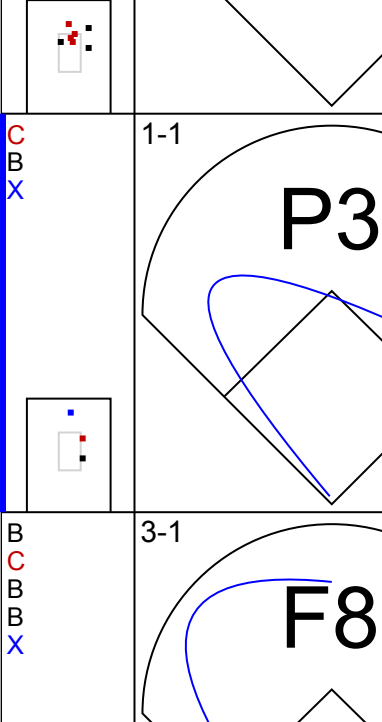
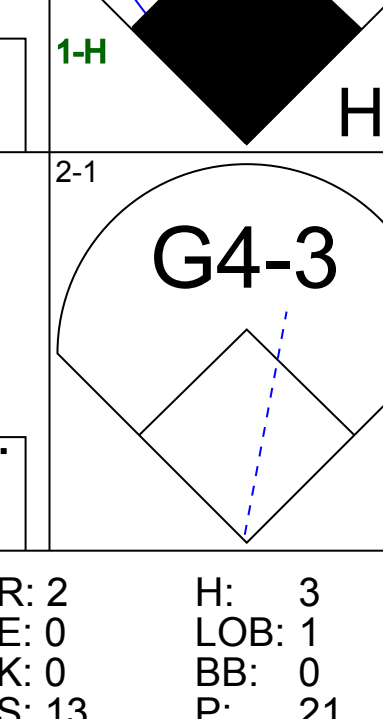
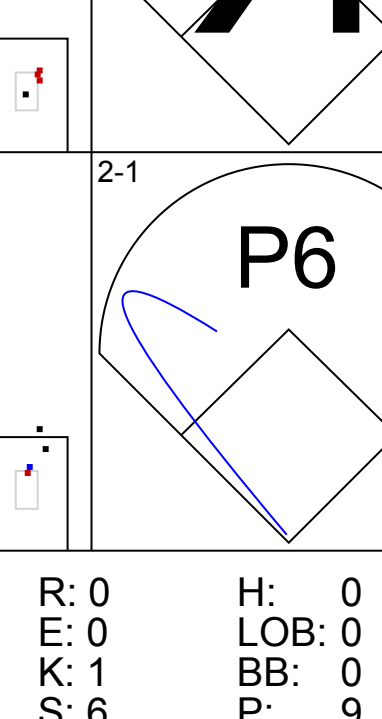
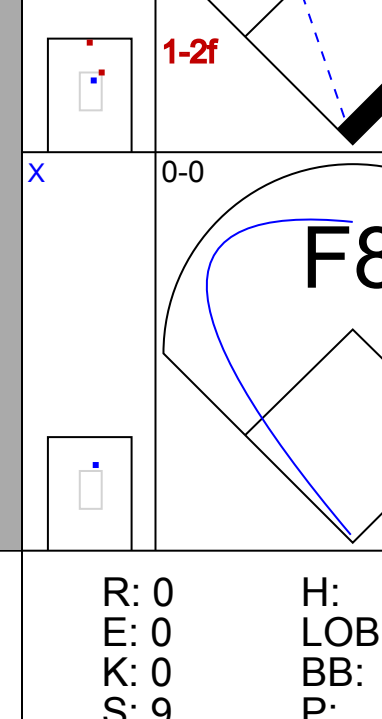
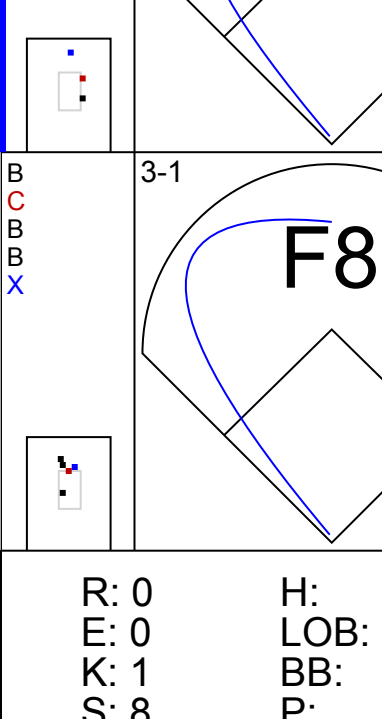
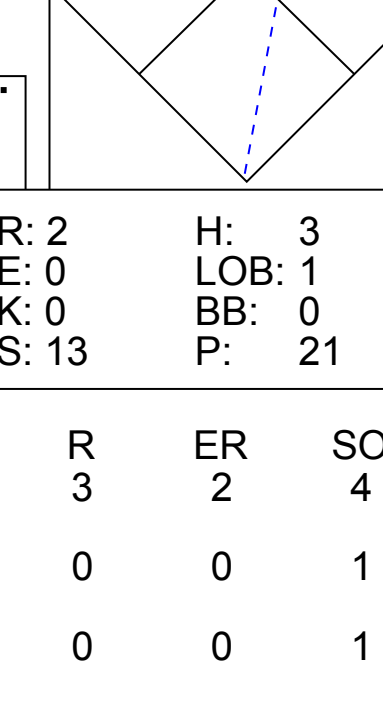
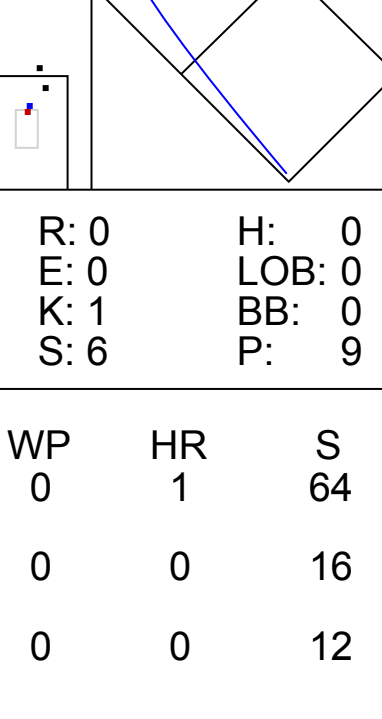
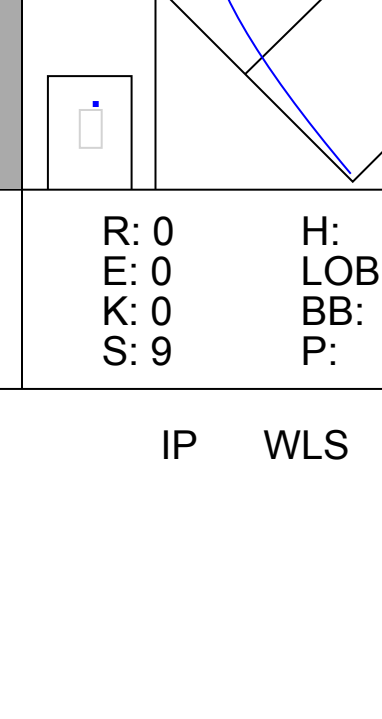
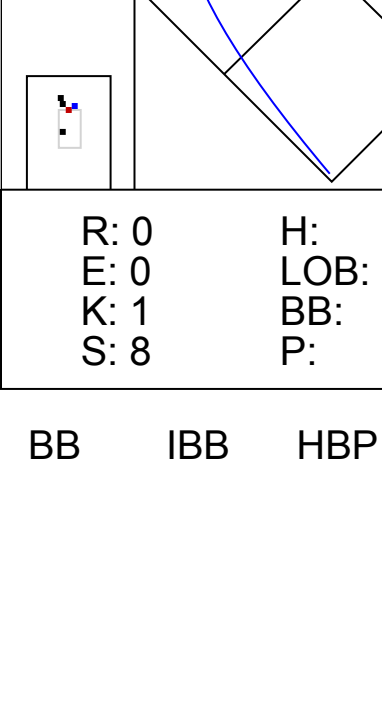
Batter	1	2	3	4	5	6	7	8	9	AB	R	H	RBI	BB	SO	LOB	BOTTOM			
9 Chone Figgins, S OBP: 0.331, SLG: 0.403 (1, 4) (7, 5)										3	0	0	0	1	0	0				
Darin Erstad, L OBP: 0.282, SLG: 0.355 (1, 3)										4	0	0	0	0	2	3				
27 Vladimir Guerrero, R OBP: 0.397, SLG: 0.594 (1, 9)										4	1	3	0	0	0	0				
16 Garret Anderson, L OBP: 0.319, SLG: 0.438 (1, 7)										3	2	1	2	1	2	1				
20 Juan Rivera, R OBP: 0.275, SLG: 0.271 (1, 10)										4	0	1	0	0	1	1				
Orlando Cabrera, R OBP: 0.298, SLG: 0.378 (1, 6)										3	1	0	0	1	0	2				
Steve Finley, L OBP: 0.270, SLG: 0.416 (1, 8)										3	0	2	0	1	0	1				
39 Robb Quinlan, R OBP: 0.200, SLG: 0.353 Adam Kennedy, L OBP: 0.217, SLG: 0.217 (7, 4)										2	0	1	0	0	0	1				
20 Adam Kennedy, L OBP: 0.217, SLG: 0.217 (7, 4)										2	0	2	1	0	0	0				
Josh Paul, R OBP: 0.238, SLG: 0.316 Jeff DaVanon, S OBP: 0.254 José Molina, R OBP: 0.250, SLG: 0.241 (7, PH) (8, 2)										2	1	1	2	0	0	0				
Inning Stats	R: 2 E: 0 K: 1 S: 10	H: 2 LOB: 0 BB: 0 P: 16	R: 0 E: 0 K: 0 S: 10	H: 2 LOB: 0 BB: 0 P: 16	R: 0 E: 0 K: 0 S: 9	H: 0 LOB: 0 BB: 0 P: 15	R: 0 E: 0 K: 2 S: 8	H: 0 LOB: 0 BB: 0 P: 13	R: 2 E: 0 K: 0 S: 13	H: 1 LOB: 0 BB: 1 P: 24	R: 0 E: 0 K: 2 S: 9	H: 1 LOB: 1 BB: 0 P: 16	R: 0 E: 0 K: 0 S: 14	H: 2 LOB: 3 BB: 1 P: 26	R: 1 E: 0 K: 0 S: 20	H: 3 LOB: 3 BB: 2 P: 39	1B: 8 2B: 1 3B: 0 HR: 2	SF: 0 SAC: 0 DP: 0 HBP: 0	WP: 0 PB: 0 SB: 0 CS: 2	PA: 37
PITCHER	IP WLS BF H R ER SO BB IBB HBP BLK WP HR S P ERA WHIP																			
CC Sabathia, L ERA: 3.28 (1, 1)	6.1 L 26 8 4 4 5 1 0 0 0 0 0 0 4 10 0.00 3.000																			
David Riske, R ERA: (7, 1)	0.1 2 0 0 0 0 1 0 0 0 0 0 0 4 10 0.00 3.000																			
Scott Sauerbeck, L ERA: 4.82 (7, 1)	0.1 1 0 0 0 0 0 0 0 0 0 0 0 2 3 0.00 0.000																			
63 Rafael Betancourt, R ERA: 1.65 (8, 1)	1.0 7 3 1 1 0 2 0 0 0 0 0 0 20 39 9.00 5.000																			

Cleveland Indians @ Los Angeles Angels
Angel Stadium of Anaheim, Anaheim, CA
Tue May 10 2005, 7:05 PM PDT
Att: 38,320 - Clear - 67 F

AB 32
R 5
H 11
RBI 5
BB 4
SO 5
LOB 14



Batter	1	2	3	4	5	6	7	8	9	AB	R	H	RBI	BB	SO	LOB	TOP					
24 Grady Sizemore, L OBP: 0.307, SLG: 0.440										5	1	2	1	0	3	0	Cleveland Indians @ Los Angeles Angels Angel Stadium of Anaheim, Anaheim, CA Wed May 11 2005, 1:05 PM PDT Att: 35,508 - Sunny - 73 F					
Casey Blake, R OBP: 0.292, SLG: 0.390										4	1	2	1	1	2	0						
48 Travis Hafner, L OBP: 0.379, SLG: 0.464										5	0	0	1	0	3	3						
Ben Broussard, L OBP: 0.336, SLG: 0.456										5	3	3	1	0	1	1						
Ronnie Belliard, R OBP: 0.298, SLG: 0.467										5	0	0	0	0	1	3						
Coco Crisp, S OBP: 0.333, SLG: 0.419										4	2	3	1	1	1	0						
Josh Bard, S OBP: 0.250, SLG: 0.391										3	0	1	1	1	0	2						
Aaron Boone, R OBP: 0.186, SLG: 0.257										4	0	0	0	0	1	4						
2 Jhonny Peralta, R OBP: 0.321, SLG: 0.534										4	2	2	2	0	2	3						
Inning Stats	R: 0 H: 0 E: 0 K: 3 S: 9	H: 0 LOB: 0 BB: 0 P: 13	R: 1 H: 1 E: 0 K: 1 S: 13	H: 1 LOB: 2 BB: 2 P: 25	R: 0 H: 0 E: 0 K: 2 S: 11	H: 0 LOB: 0 BB: 0 P: 17	R: 2 H: 3 E: 0 K: 2 S: 12	H: 3 LOB: 1 BB: 0 P: 16	R: 1 H: 2 E: 0 K: 1 S: 14	H: 2 LOB: 1 BB: 1 P: 20	R: 2 H: 3 E: 0 K: 1 S: 13	H: 3 LOB: 2 BB: 1 P: 23	R: 1 H: 2 E: 0 K: 0 S: 9	H: 2 LOB: 0 BB: 0 P: 15	R: 2 H: 2 E: 0 K: 3 S: 12	H: 2 LOB: 0 BB: 0 P: 23	R: 0 H: 0 E: 0 K: 1 S: 7	H: 0 LOB: 0 BB: 0 P: 7	1B: 5 2B: 5 3B: 0 HR: 3	SF: 0 SAC: 0 DP: 0 HBP: 0	WP: 2 PB: 0 SB: 1 CS: 1	PA: 43
PITCHER	IP	WLS	BF	H	R	ER	SO	BB	IBB	HBP	BLK	WP	HR	S	P	ERA	WHIP					
45 Kelvim Escobar, R ERA: 3.91	(1, 1)	5.0	L	23	6	4	4	9	2	0	0	0	2	1	59	91	7.20	1.600				
Esteban Yan, R ERA: 4.32	(6, 1)	2.0		11	5	3	3	1	1	0	0	0	0	0	22	38	13.50	3.000				
Jake Woods, L ERA: 2.7	(8, 1)	2.0		8	2	2	2	4	0	0	0	0	0	2	19	30	9.00	1.000				

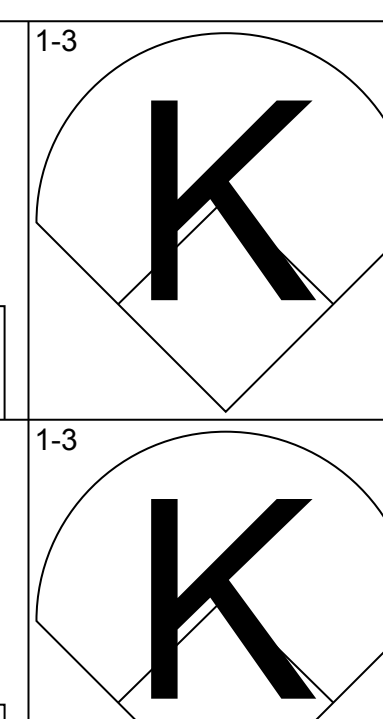
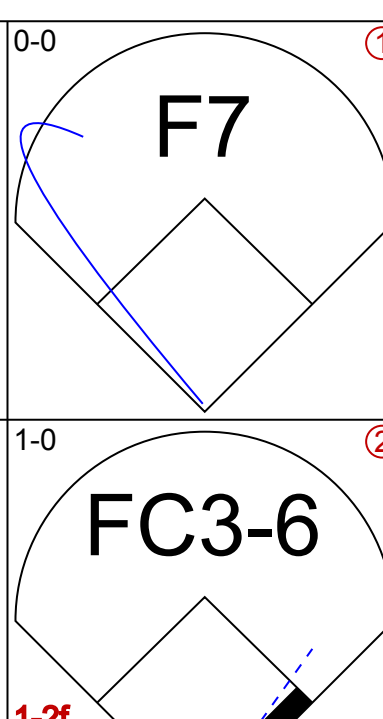
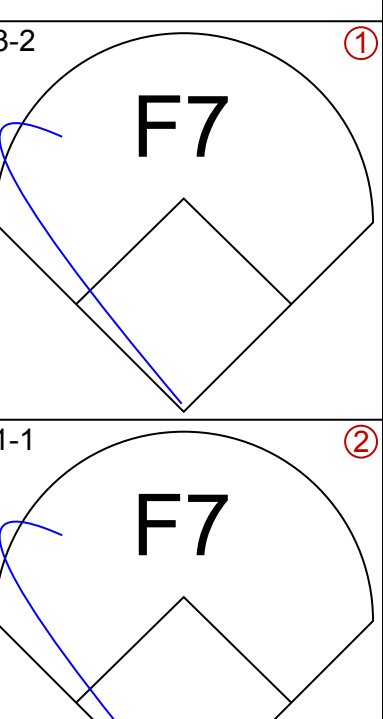
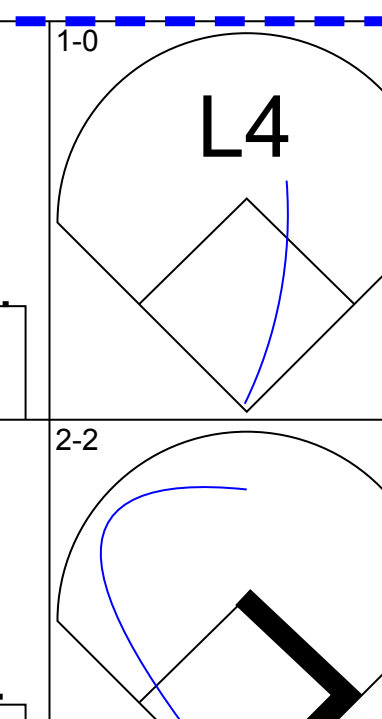
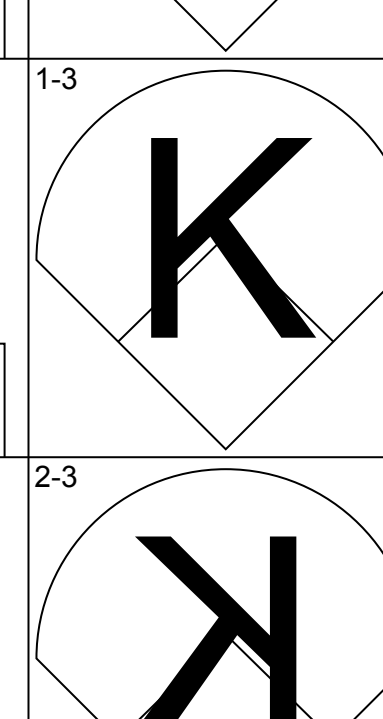
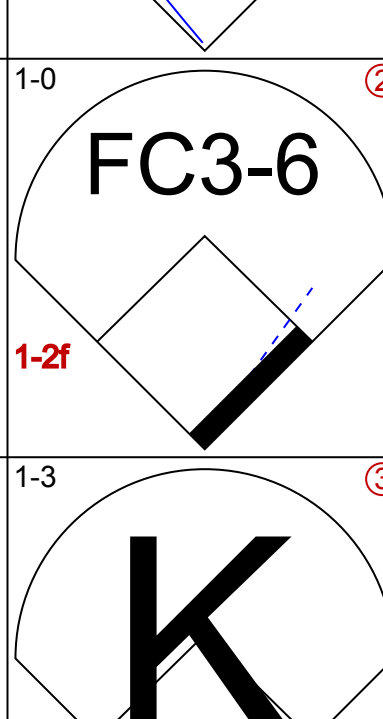
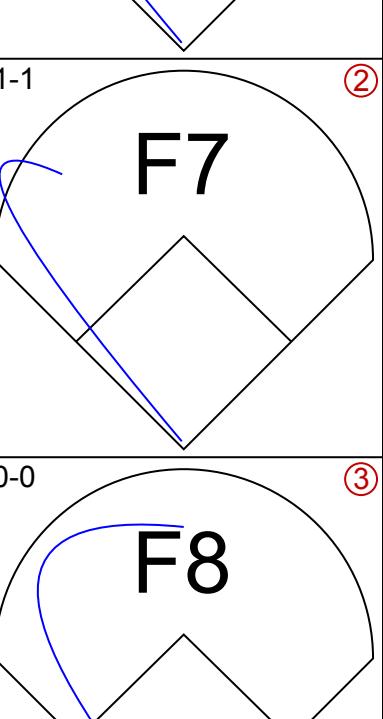
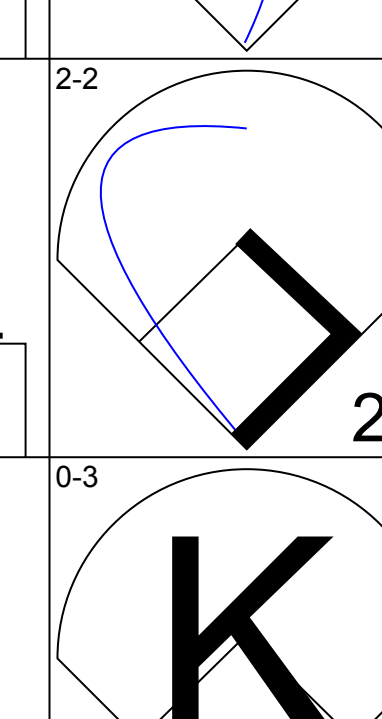
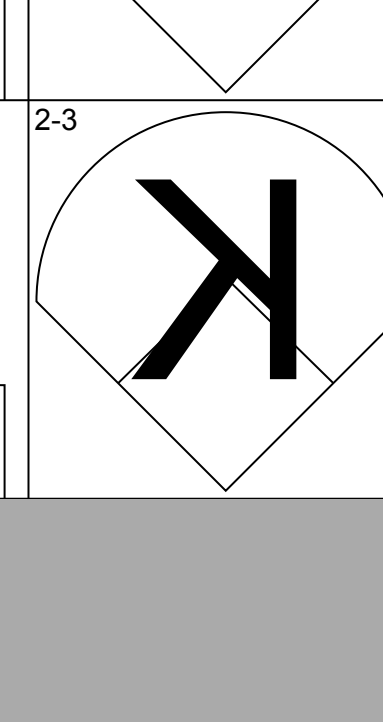
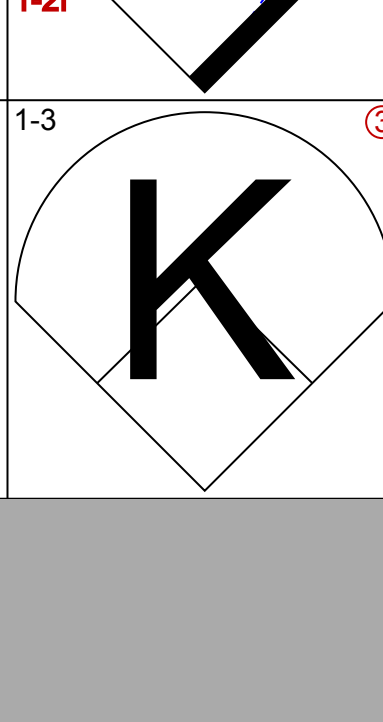
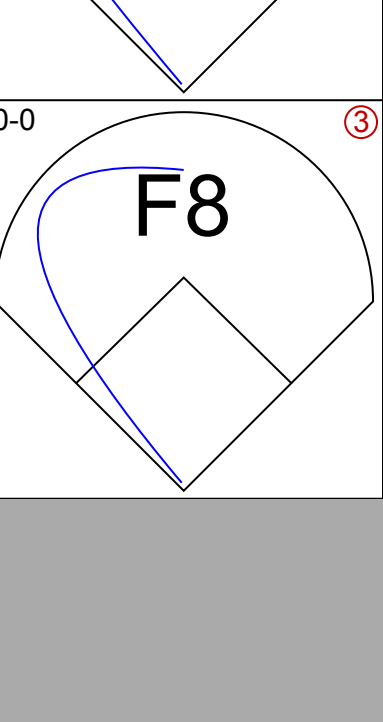
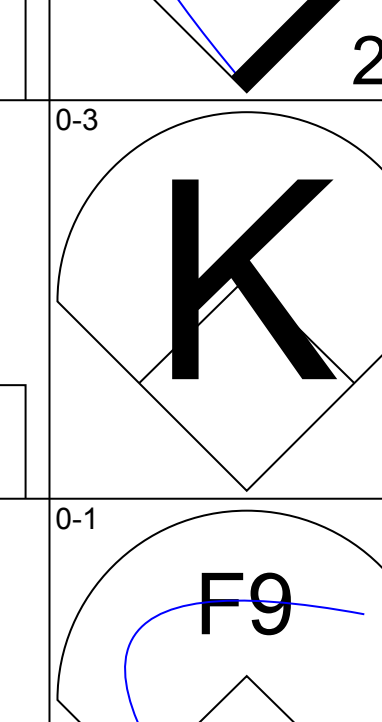
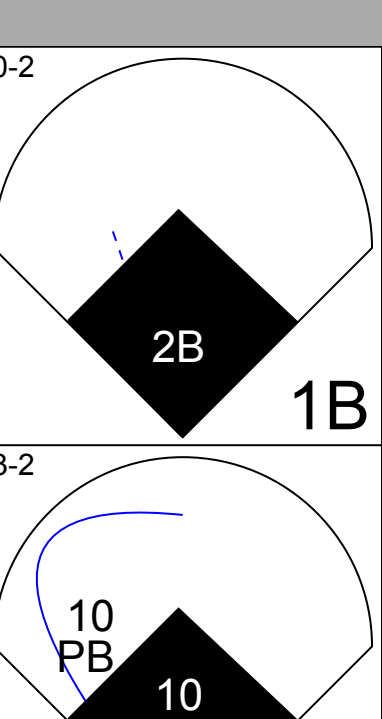
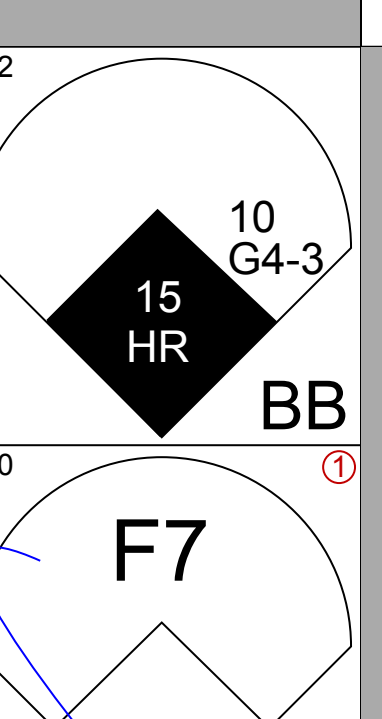
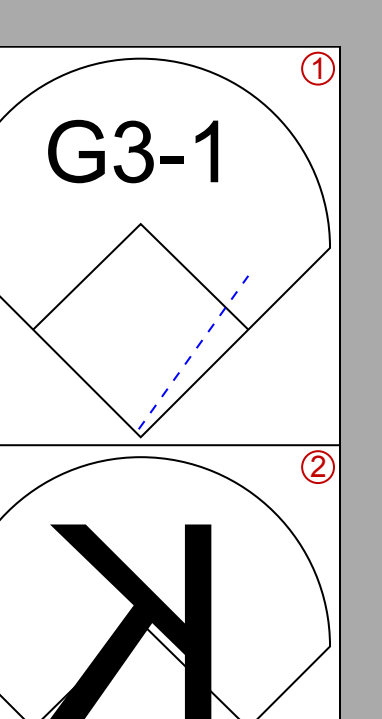
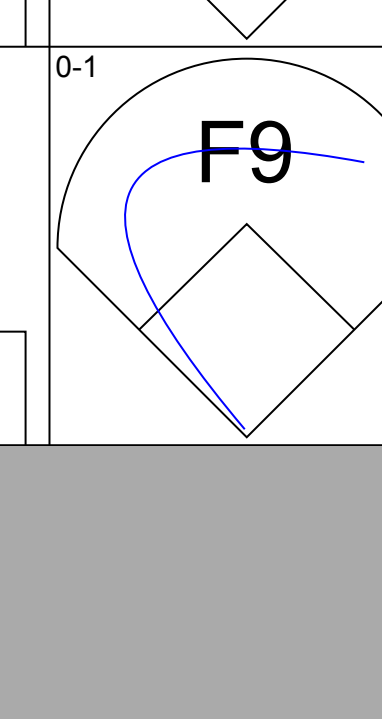
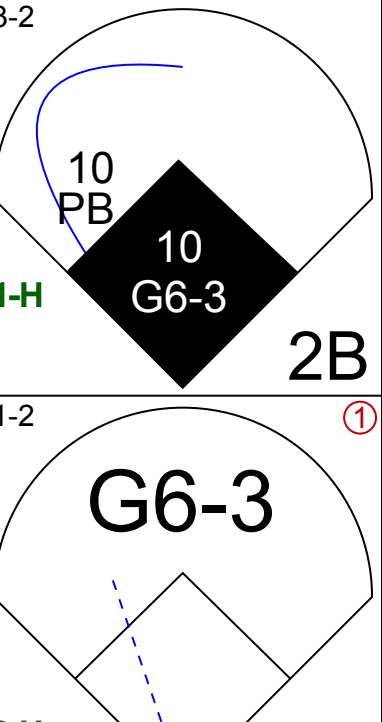
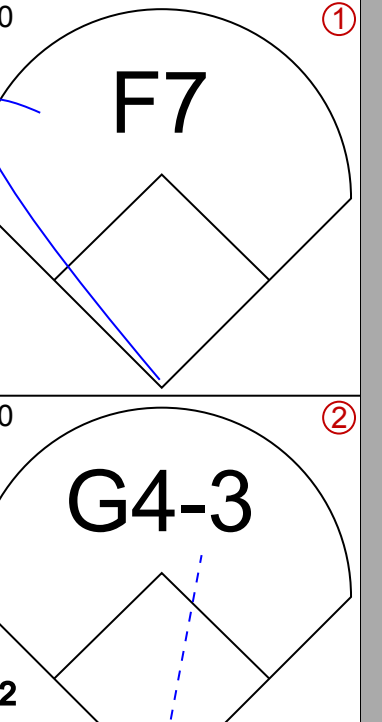

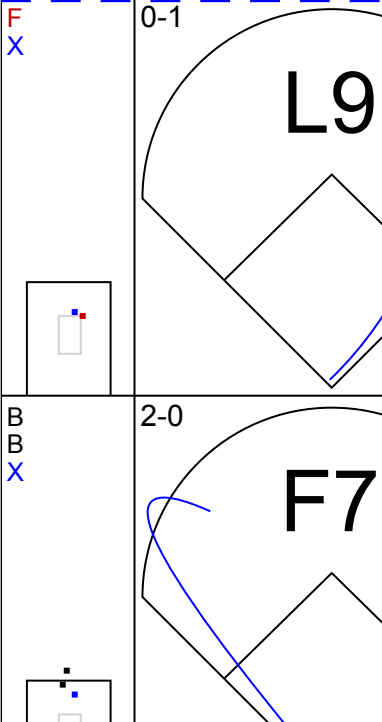
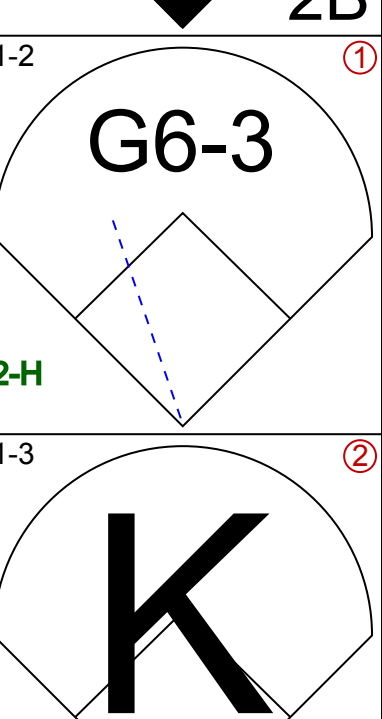
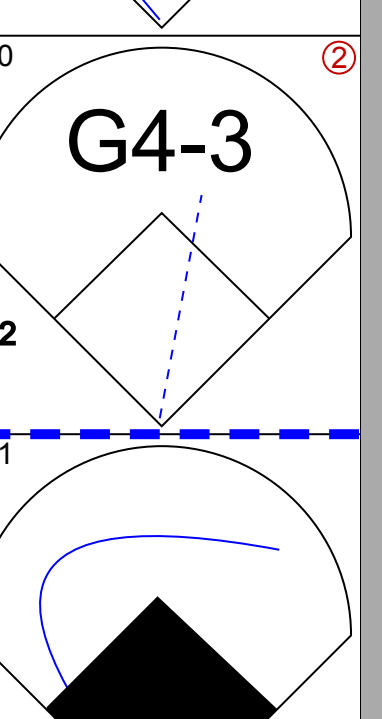
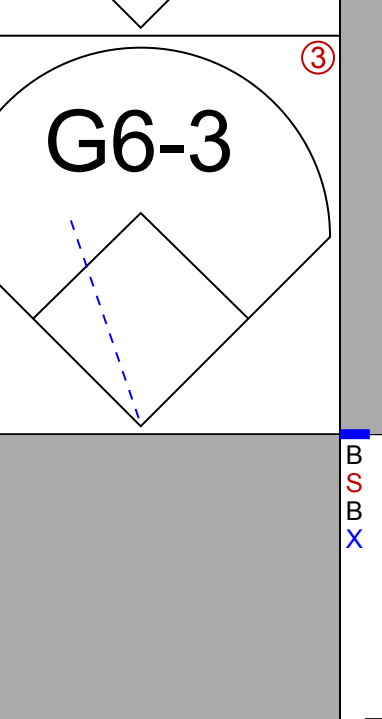
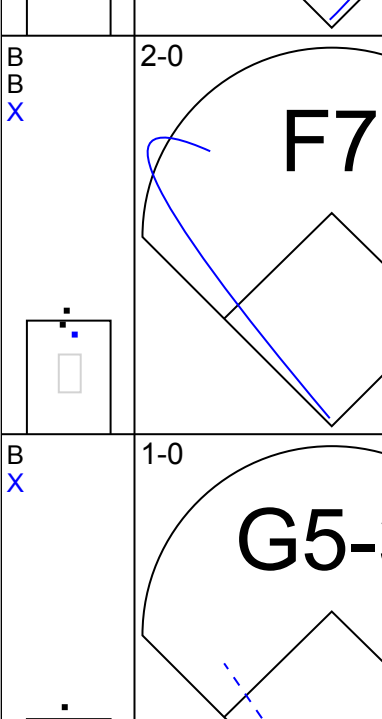
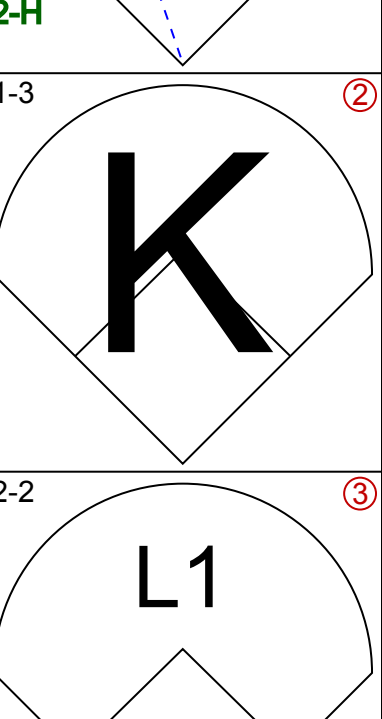
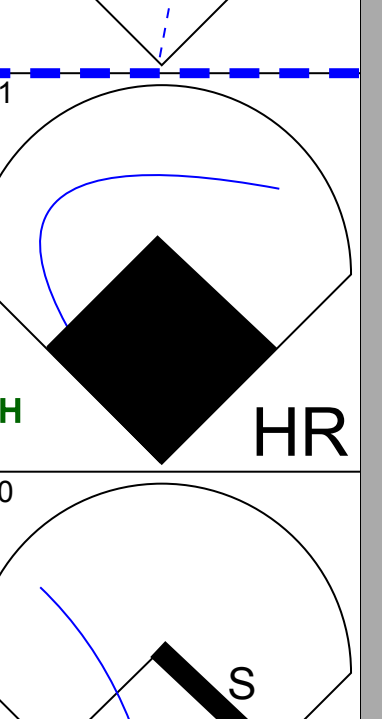
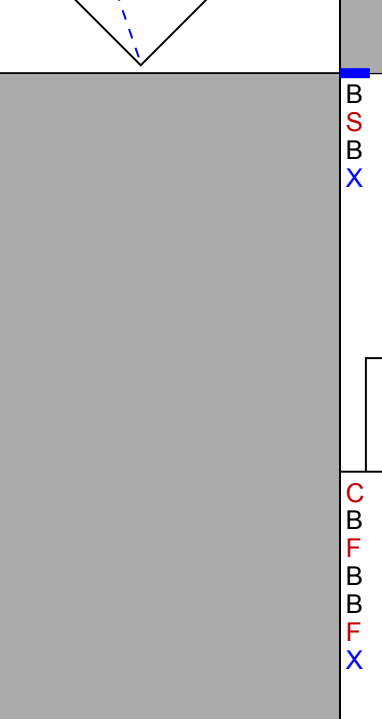
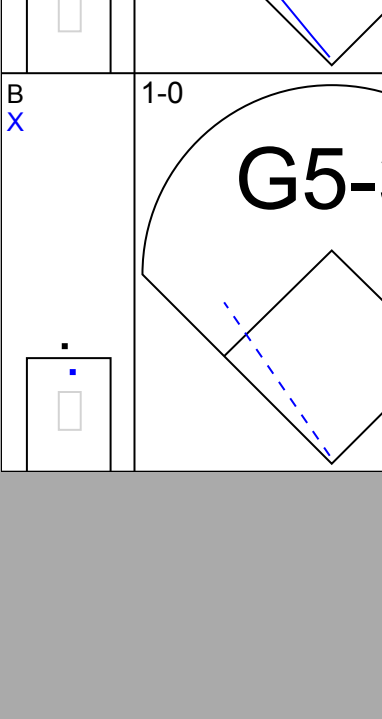
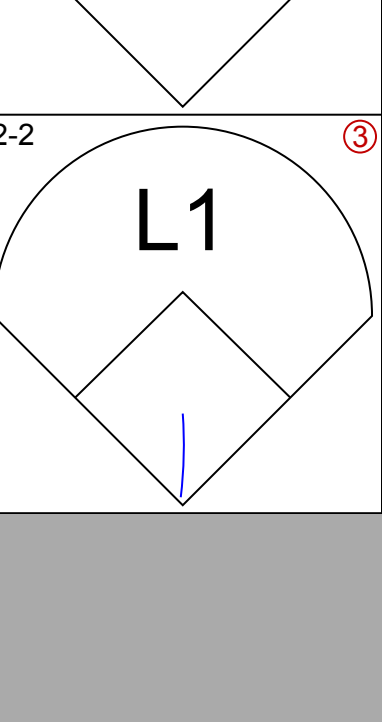
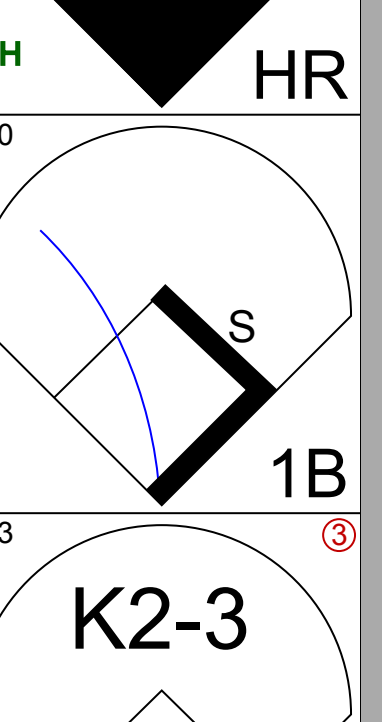
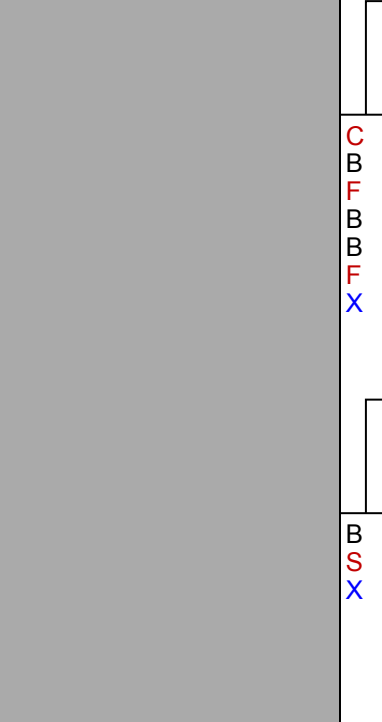
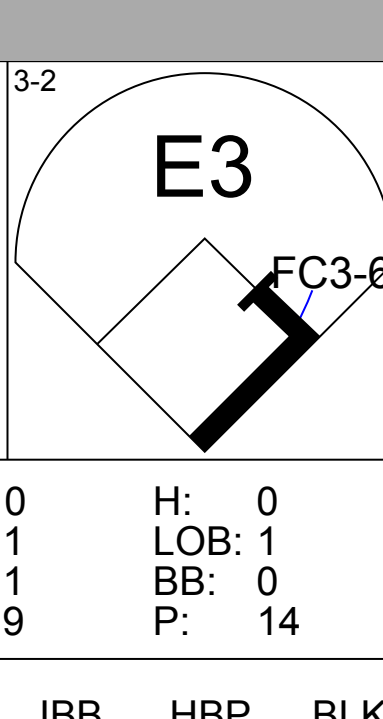
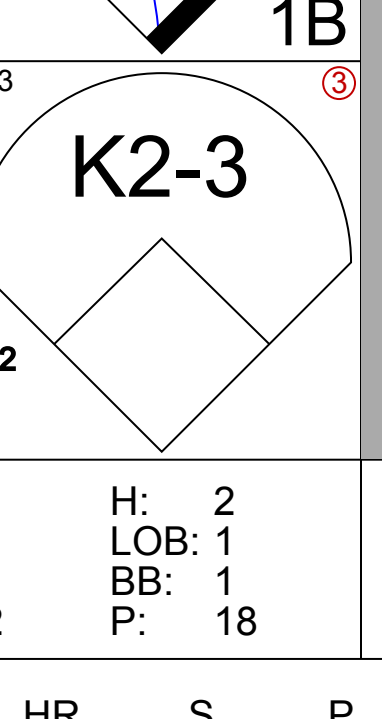
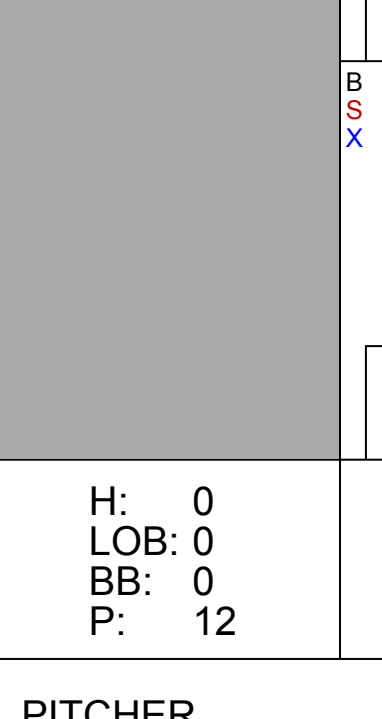
Batter	1	2	3	4	5	6	7	8	9	AB	R	H	RBI	BB	SO	LOB	BOTTOM					
9 Chone Figgins, S OBP: 0.321, SLG: 0.390										4	0	0	0	0	1	1	Cleveland Indians @ Los Angeles Angels Angel Stadium of Anaheim, Anaheim, CA Wed May 11 2005, 1:05 PM PDT Att: 35,508 - Sunny - 73 F					
Steve Finley, L OBP: 0.271, SLG: 0.422										3	1	1	0	0	0	0						
Jeff DaVanon, S OBP: 0.275, SLG: 0.250										1	0	0	0	0	1	0						
27 Vladimir Guerrero, R OBP: 0.376, SLG: 0.566										4	0	0	0	0	0	2						
16 Garret Anderson, L OBP: 0.324, SLG: 0.439										4	0	2	1	0	1	0						
Orlando Cabrera, R OBP: 0.304, SLG: 0.377										3	0	1	0	1	0	0						
39 Robb Quinlan, R OBP: 0.179, SLG: 0.316										4	0	0	0	0	1	4						
8 Dallas McPherson, L OBP: 0.259, SLG: 0.339										4	1	2	0	0	1	0						
José Molina, R OBP: 0.254, SLG: 0.298										3	1	1	2	0	1	1						
20 Juan Rivera, R OBP: 0.269, SLG: 0.265										1	0	0	0	0	0	0						
Adam Kennedy, L OBP: 0.185, SLG: 0.185										4	0	0	0	0	0	1						
Inning Stats	R: 1 H: 2 E: 1 K: 0 S: 16	H: 2 LOB: 2 BB: 0 P: 24	R: 2 H: 3 E: 0 K: 0 S: 13	H: 3 LOB: 1 BB: 0 P: 21	R: 0 H: 0 E: 0 K: 1 S: 7	H: 0 LOB: 0 BB: 0 P: 14	R: 0 H: 0 E: 0 K: 1 S: 6	H: 0 LOB: 0 BB: 0 P: 9	R: 0 H: 0 E: 0 K: 1 S: 11	H: 0 LOB: 0 BB: 0 P: 15	R: 0 H: 0 E: 0 K: 1 S: 11	H: 0 LOB: 0 BB: 0 P: 14	R: 0 H: 1 E: 0 K: 0 S: 9	H: 1 LOB: 1 BB: 0 P: 10	R: 0 H: 1 E: 0 K: 1 S: 11	H: 1 LOB: 2 BB: 1 P: 18	R: 0 H: 0 E: 0 K: 1 S: 8	H: 0 LOB: 0 BB: 0 P: 15	1B: 5 2B: 1 3B: 0 HR: 1	SF: 0 SAC: 0 DP: 0 HBP: 0	WP: 0 PB: 0 SB: 0 CS: 0	PA: 36
PITCHER	IP	WLS	BF	H	R	ER	SO	BB	IBB	HBP	BLK	WP	HR	S	P	ERA	WHIP					
31 Cliff Lee, L ERA: 4.24	(1, 1)	6.0	W	24	5	3	2	4	0	0	0	0	0	0	64	97	3.00	0.833				
Arthur Rhodes, L ERA: 1.1	(7, 1)	1.2		7	2	0	0	1	0	0	0	0	0	16	19	0.00	1.200					
Bob Howry, R ERA: 3.38	(8, 1)	1.1		5	0	0	0	1	1	0	0	0	0	12	24	0.00	0.750					

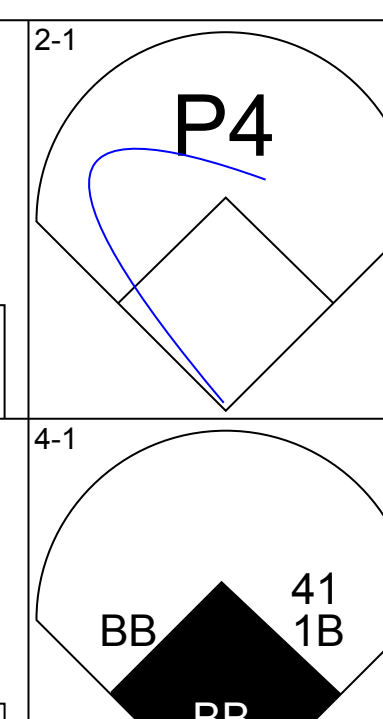
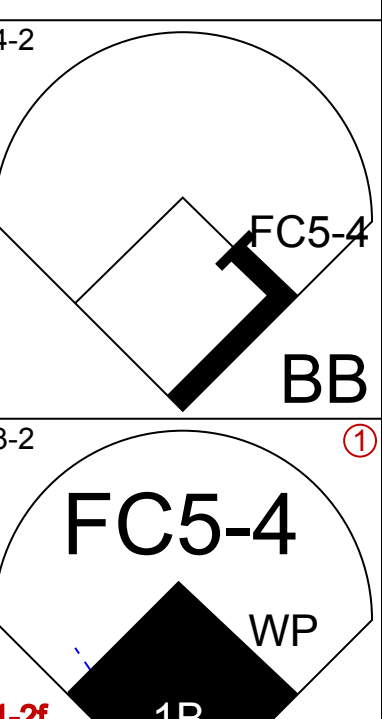
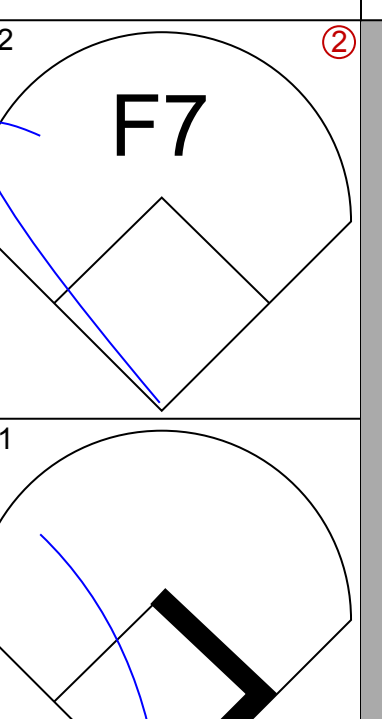
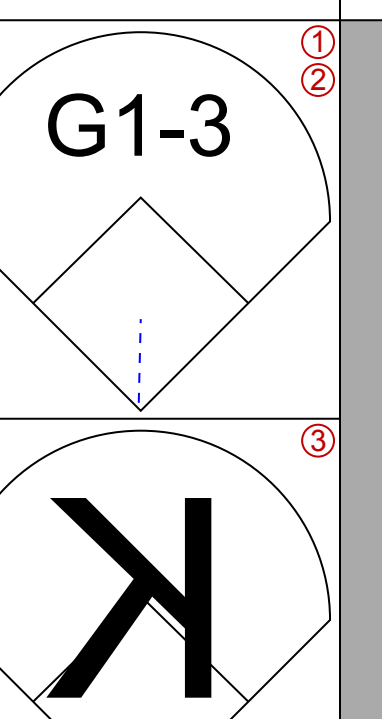
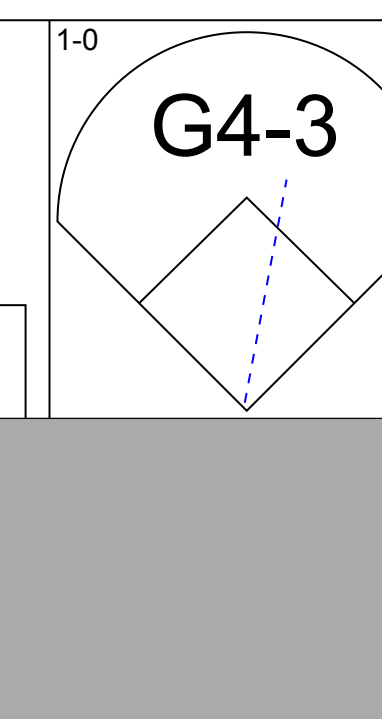
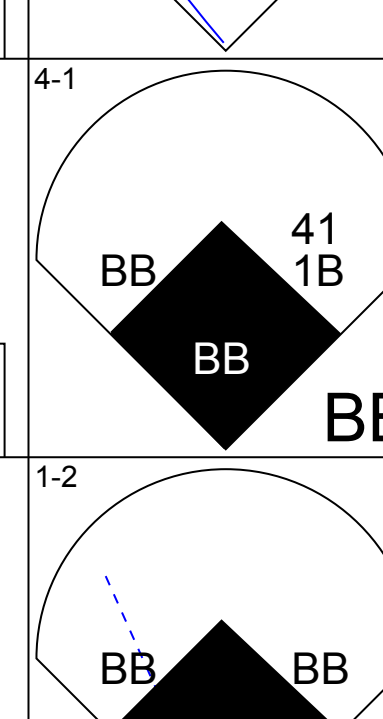
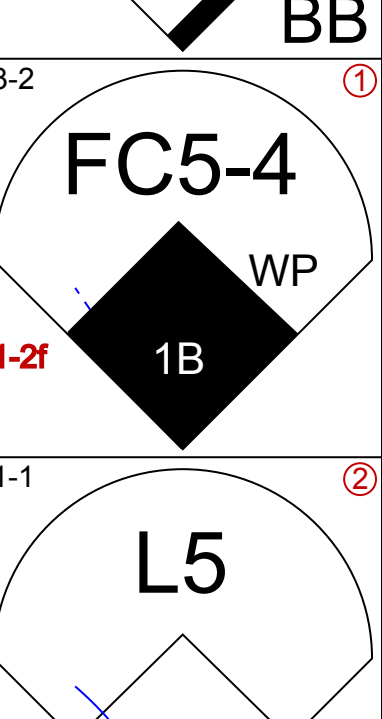
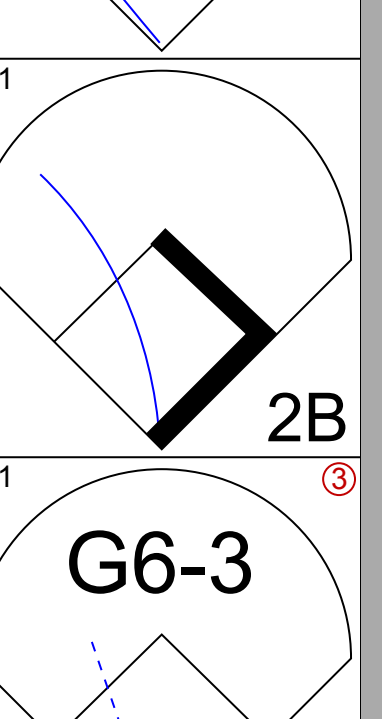
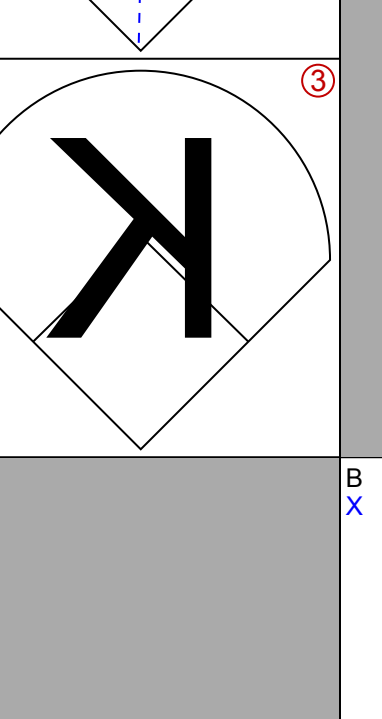
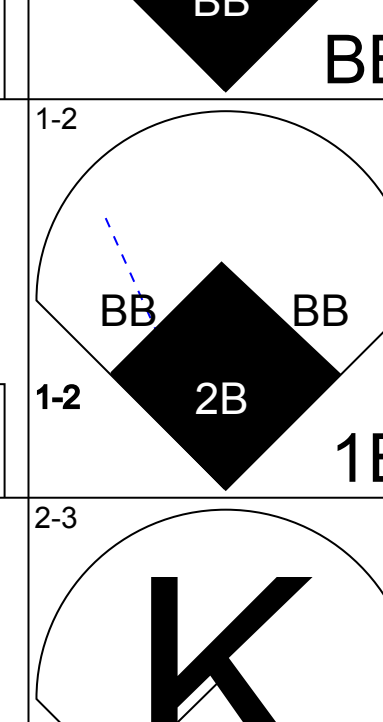
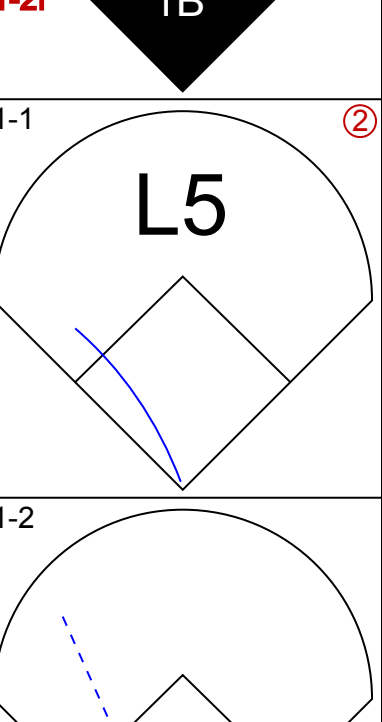
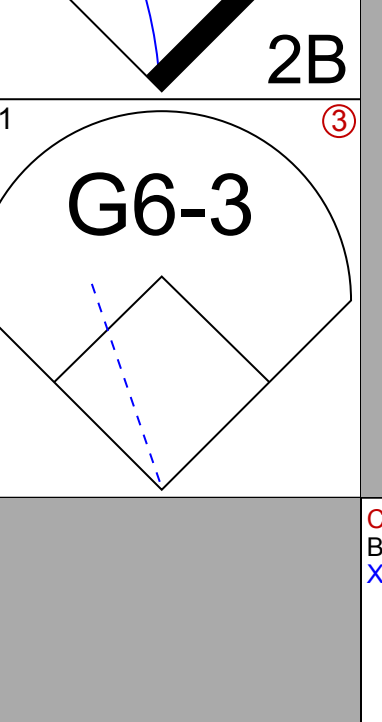

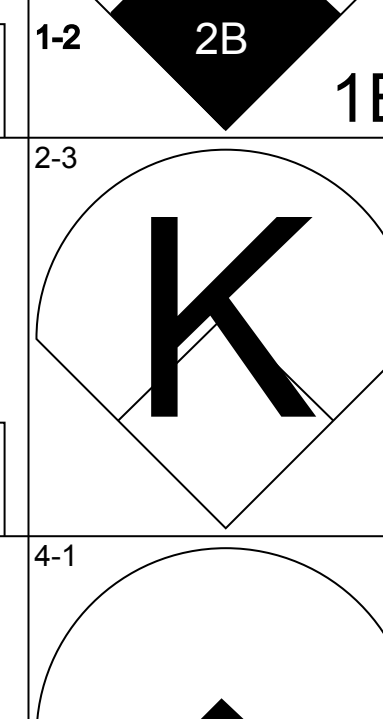
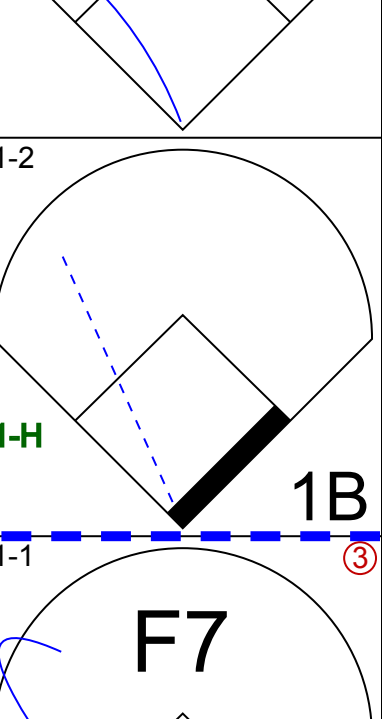
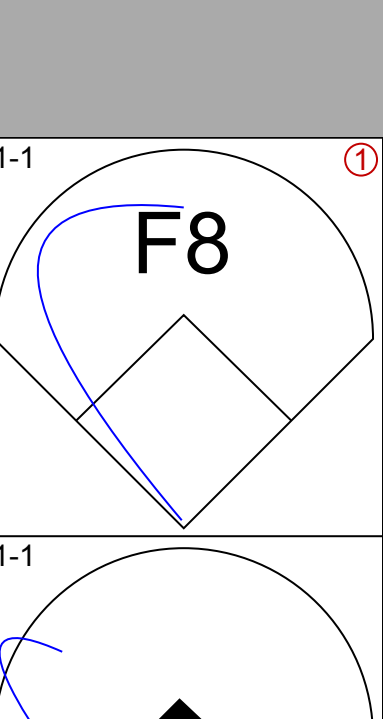

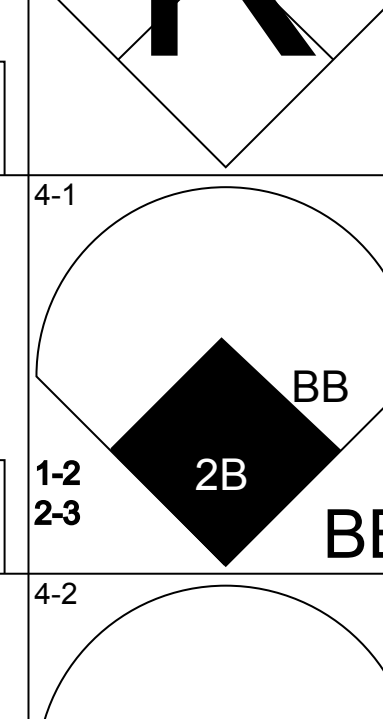
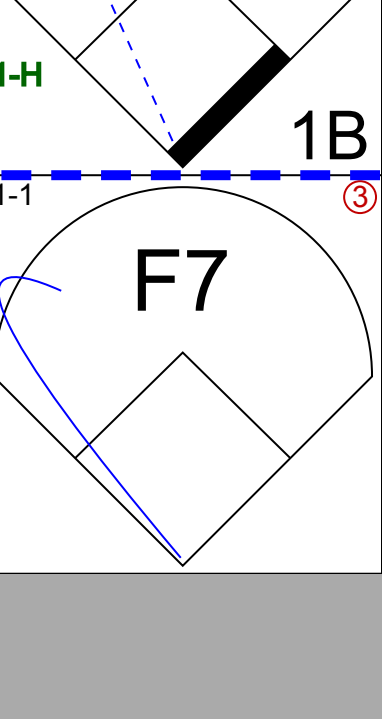
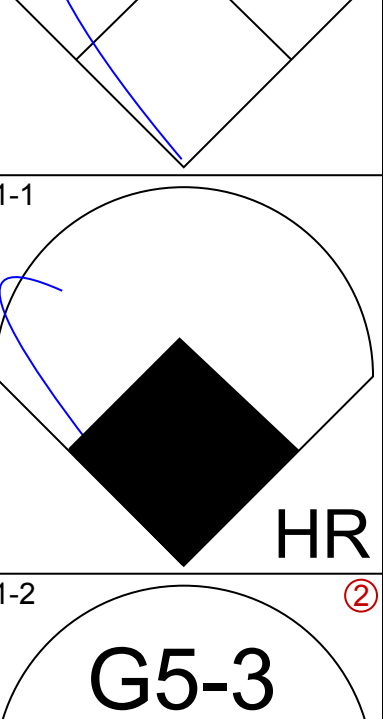

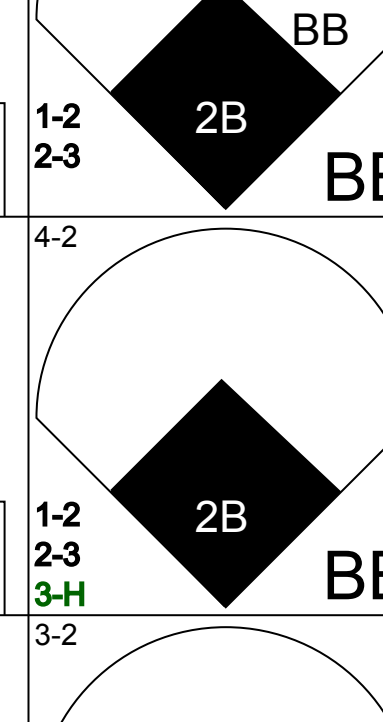
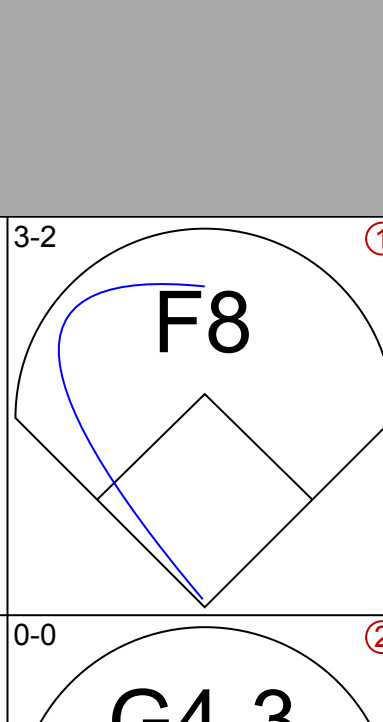
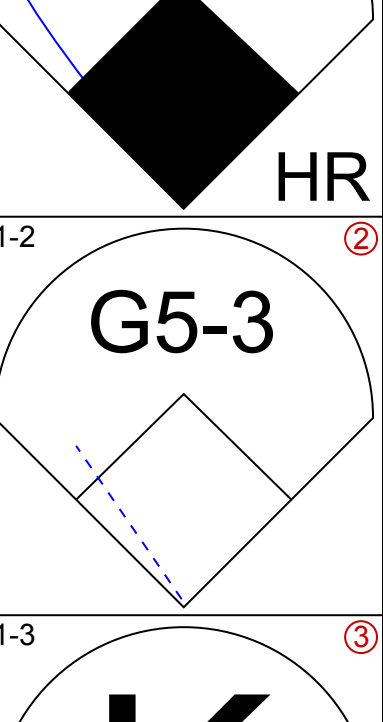

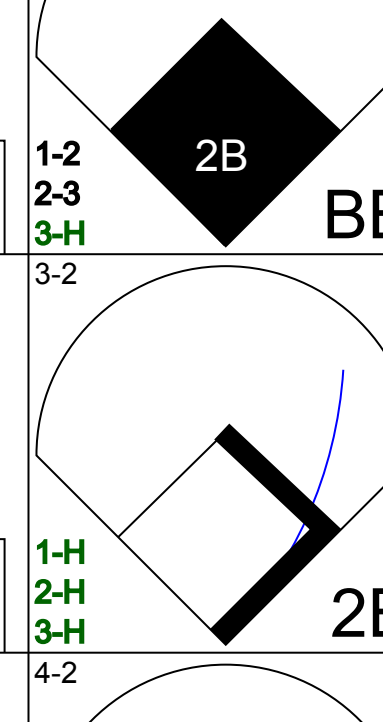
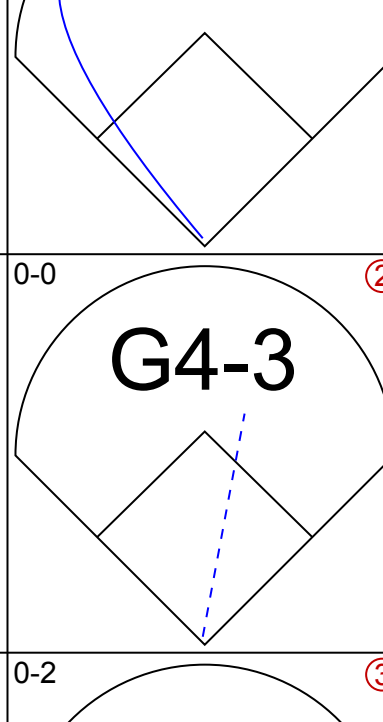
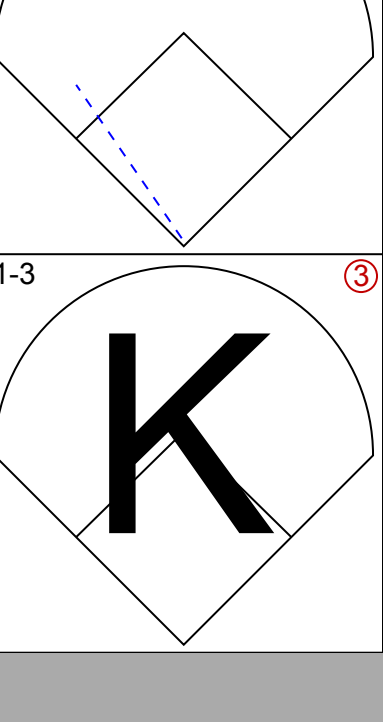


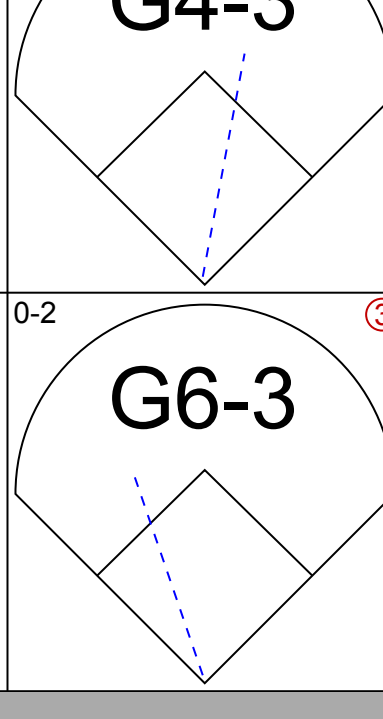
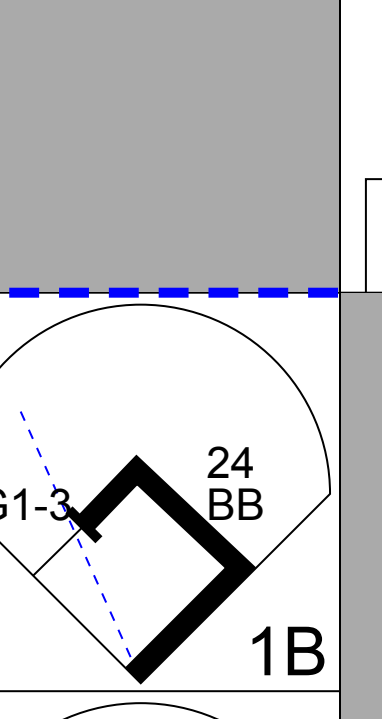
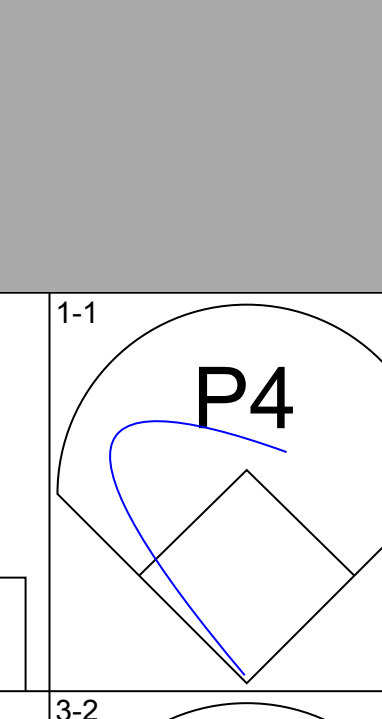
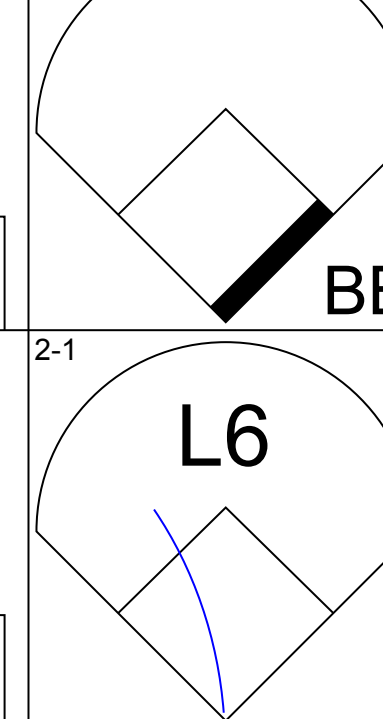
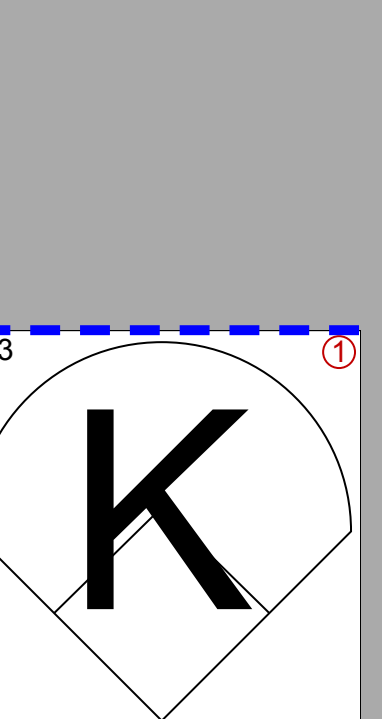
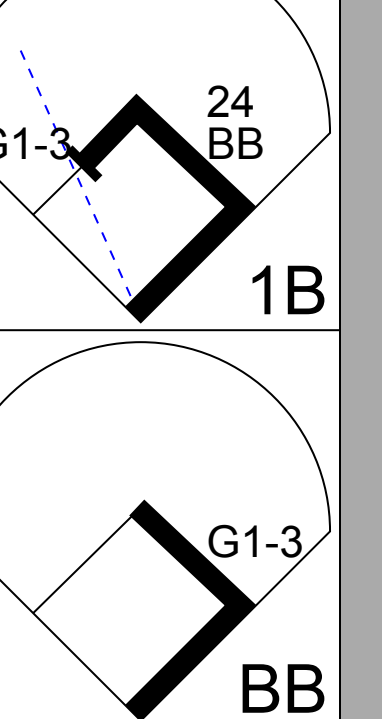
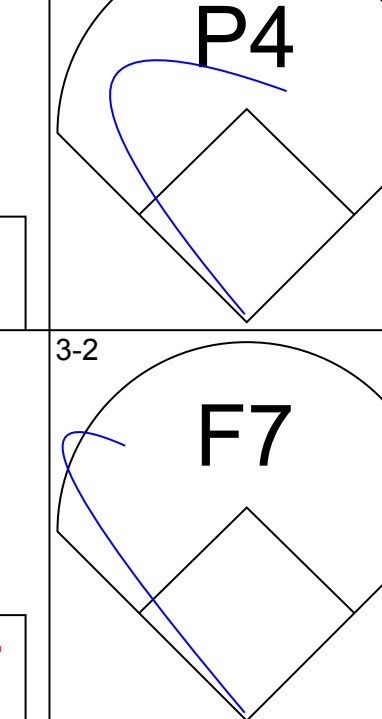
AB	39
R	9
H	13
RBI	8
BB	3
SO	14
LOB	16



AB	35
R	3
H	7
RBI	3
BB	1
SO	6
LOB	9



Batter	1	2	3	4	5	6	7	8	9	AB	R	H	RBI	BB	SO	LOB	TOP					
Orlando Hudson, S OBP: 0.333, SLG: 0.359 (1, 4)										4	0	0	0	0	1	1	Toronto Blue Jays @ Cleveland Indians Jacobs Field, Cleveland, OH Fri May 13 2005, 7:05 PM EDT Att: 19,637 - Cloudy - 78 F					
Frank Catalanotto, L OBP: 0.336, SLG: 0.462 3 Reed Johnson, R OBP: 0.399, SLG: 0.444 (1, 7) (8, PH) (8, 7)										3	0	0	0	0	1	1						
47 Corey Koskie, L OBP: 0.315, SLG: 0.441 (1, 10)										4	0	0	0	0	3	2						
Shea Hillenbrand, R OBP: 0.419, SLG: 0.525 (1, 5)										3	2	1	0	1	0	1						
Eric Hinske, L OBP: 0.363, SLG: 0.475 (1, 3)										4	1	1	1	0	1	1						
10 Vernon Wells, R OBP: 0.263, SLG: 0.333 (1, 8)										4	0	0	1	0	0	1						
15 Alex Rios, R OBP: 0.318, SLG: 0.426 (1, 9)										4	1	1	2	0	1	0						
John McDonald, R OBP: 0.341, SLG: 0.342 (1, 6)										3	0	1	0	0	0	0						
Ken Huckaby, R OBP: 0.300, SLG: 0.235 (1, 2)										3	0	0	0	0	1	1						
Inning Stats	R: 0 E: 0 K: 3 S: 10	H: 0 LOB: 0 BB: 0 P: 14	R: 2 E: 0 K: 1 S: 16	H: 2 LOB: 0 BB: 0 P: 23	R: 0 E: 1 K: 1 S: 9	H: 0 LOB: 1 BB: 0 P: 14	R: 2 E: 0 K: 1 S: 12	H: 2 LOB: 1 BB: 1 P: 18	R: 0 E: 0 K: 0 S: 6	H: 0 LOB: 0 BB: 0 P: 10	R: 0 E: 0 K: 1 S: 8	H: 0 LOB: 0 BB: 0 P: 12	R: 0 E: 0 K: 0 S: 8	H: 0 LOB: 0 BB: 0 P: 14	R: 0 E: 0 K: 1 S: 10	H: 1 LOB: 1 BB: 0 P: 13		R: 0 E: 0 K: 0 S: 4	H: 0 LOB: 0 BB: 0 P: 7	1B: 2 2B: 2 3B: 0 HR: 1	SF: 0 SAC: 0 DP: 0 HBP: 0	WP: 0 PB: 1 SB: 1 CS: 1
PITCHER	IP	WLS	BF	H	R	ER	SO	BB	IBB	HBP	BLK	WP	HR	S	P	ERA	WHIP					
37 Jake Westbrook, R ERA: 6.53 (1, 1)	3.2		15	2	3	2	5	1	0	0	0	0	0	41	62	4.91	0.818					
Jason Davis, R ERA: 5.56 (4, 1)	2.1	W	9	2	1	1	2	0	0	0	0	0	1	20	29	3.86	0.857					
Bob Howry, R ERA: 3.14 (7, 1)	1.0	H	3	0	0	0	0	0	0	0	0	0	0	8	14	0.00	0.000					
Arthur Rhodes, L ERA: 1.04 (8, 1)	1.0	H	4	1	0	0	1	0	0	0	0	0	0	10	13	0.00	1.000					
Bob Wickman, R ERA: 4.05 (9, 1)	1.0	S	3	0	0	0	0	0	0	0	0	0	0	4	7	0.00	0.000					

Batter	1	2	3	4	5	6	7	8	9	AB	R	H	RBI	BB	SO	LOB	BOTTOM					
Ronnie Belliard, R OBP: 0.294, SLG: 0.450 (1, 4)										4	0	0	0	1	0	2	Toronto Blue Jays @ Cleveland Indians Jacobs Field, Cleveland, OH Fri May 13 2005, 7:05 PM EDT Att: 19,637 - Cloudy - 78 F					
Casey Blake, R OBP: 0.296, SLG: 0.398 (1, 9)										3	2	1	0	1	1	2						
41 Victor Martinez, S OBP: 0.289, SLG: 0.322 (1, 2)										4	1	1	0	0	0	2						
José Hernández, R OBP: 0.259, SLG: 0.304 (1, 5)										4	0	1	1	0	2	2						
Ryan Ludwick, R OBP: 0.324, SLG: 0.500 (1, 10)										3	2	2	1	1	0	1						
Coco Crisp, S OBP: 0.338, SLG: 0.424 (1, 7)										3	1	1	1	1	0	0						
Ben Broussard, L OBP: 0.333, SLG: 0.458 (1, 3)										4	0	1	3	0	1	2						
2 Jhonny Peralta, R OBP: 0.329, SLG: 0.526 (1, 6)										3	0	1	0	1	0	0						
24 Grady Sizemore, L OBP: 0.305, SLG: 0.429 (1, 8)										3	0	0	0	1	1	2						
Inning Stats	R: 4 E: 0 K: 1 S: 21	H: 2 LOB: 2 BB: 4 P: 47	R: 1 E: 0 K: 0 S: 13	H: 1 LOB: 1 BB: 1 P: 23	R: 0 E: 0 K: 0 S: 8	H: 0 LOB: 0 BB: 0 P: 11	R: 0 E: 0 K: 1 S: 12	H: 1 LOB: 1 BB: 0 P: 17	R: 1 E: 0 K: 1 S: 10	H: 1 LOB: 0 BB: 0 P: 14	R: 0 E: 0 K: 1 S: 12	H: 1 LOB: 1 BB: 1 P: 22	R: 0 E: 0 K: 0 S: 8	H: 2 LOB: 2 BB: 0 P: 9	R: 0 E: 0 K: 0 S: 6	H: 0 LOB: 0 BB: 0 P: 11		1B: 4 2B: 3 3B: 0 HR: 1	SF: 0 SAC: 0 DP: 0 HBP: 0	WP: 1 PB: 0 SB: 0 CS: 0	PA: 37	
PITCHER	IP	WLS	BF	H	R	ER	SO	BB	IBB	HBP	BLK	WP	HR	S	P	ERA	WHIP					
Ted Lilly, L ERA: 10.41 (1, 1)	1.2	L	13	3	5	5	1	5	0	0	0	0	0	32	67	27.00	4.800					
Justin Speier, R ERA: 5.4 (2, 1)	1.1		4	0	0	0	0	0	0	0	0	0	0	10	14	0.00	0.000					
37 Scott Downs, L ERA: 4.5 (4, 1)	2.0		8	2	1	1	2	0	0	0	0	0	1	22	31	4.50	1.000					
Vinnie Chulk, R ERA: 2.89 (6, 1)	1.2		7	2	0	0	2	1	0	0	0	0	0	18	29	0.00	1.800					
Scott Schoeneweis, L ERA: 5.17 (7, 1)	1.1		5	1	0	0	0	0	0	0	0	0	0	8	13	0.00	0.750					



Batter	1	2	3	4	5	6	7	8	9	AB	R	H	RBI	BB	SO	LOB	TOP										
15 Alex Rios, R OBP: 0.343, SLG: 0.461	G5-3		HR		G4-6-3			FC3-6 BB		3	1	2	1	1	0	0	Toronto Blue Jays @ Cleveland Indians Jacobs Field, Cleveland, OH Sun May 15 2005, 1:05 PM EDT Att: 23,446 - Partly Cloudy - 58 F										
3 Reed Johnson, R OBP: 0.375, SLG: 0.416	G6-3		G4-3		G4-6-3			FC3-6 HBP 10 HR		4	1	0	0	0	0	3											
Shea Hillenbrand, R OBP: 0.399, SLG: 0.497	P1		F8			L4		L9		4	0	0	0	0	0	1											
Frank Menechino, R OBP: 0.333, SLG: 0.167						G6-3		10 HR HBP		2	2	0	0	1	1	0											
10 Vernon Wells, R OBP: 0.269, SLG: 0.352										4	1	2	3	0	1	1											
Orlando Hudson, S OBP: 0.333, SLG: 0.365										4	0	1	0	0	0	2											
Eric Hinske, L OBP: 0.350, SLG: 0.452										4	0	0	0	0	3	3											
John McDonald, R OBP: 0.356, SLG: 0.357										4	0	2	1	0	0	0											
Ken Huckaby, R OBP: 0.259, SLG: 0.208										4	0	1	0	0	1	4											
Inning Stats	R: 0 E: 0 K: 0 S: 11	H: 0 LOB: 0 BB: 0 P: 15	R: 1 E: 1 K: 2 S: 14	H: 1 LOB: 2 BB: 1 P: 24	R: 1 E: 0 K: 1 S: 11	H: 1 LOB: 0 BB: 0 P: 14	R: 0 E: 0 K: 2 S: 8	H: 0 LOB: 0 BB: 0 P: 11	R: 0 E: 0 K: 0 S: 6	H: 2 LOB: 1 BB: 0 P: 9	R: 0 E: 0 K: 0 S: 8	H: 1 LOB: 0 BB: 0 P: 10	R: 0 E: 0 K: 0 S: 7	H: 2 LOB: 1 BB: 0 P: 9	R: 3 E: 0 K: 0 S: 14	H: 1 LOB: 0 BB: 1 P: 25		R: 0 E: 0 K: 1 S: 9	H: 0 LOB: 0 BB: 0 P: 11	1B: 6 2B: 0 3B: 0 HR: 2	SF: 0 SAC: 0 DP: 2 HBP: 1	WP: 0 PB: 0 SB: 0 CS: 1	PA: 37				
PITCHER	IP	WLS	BF	H	R	ER	SO	BB	IBB	HBP	BLK	WP	HR	S	P	ERA	WHIP										
CC Sabathia, L ERA: 3.55	(1, 1)	7.2	L	32	8	5	4	5	2	0	1	0	0	2	112	4.70	1.304										
David Riske, R ERA:	(8, 1)	1.1		4	0	0	0	1	0	0	0	0	0	12	16	0.00	0.000										

Batter	1	2	3	4	5	6	7	8	9	AB	R	H	RBI	BB	SO	LOB	BOTTOM										
24 Grady Sizemore, L OBP: 0.304, SLG: 0.420	G4-3		G4-3		G6-3			K		4	0	0	0	0	1	2	Toronto Blue Jays @ Cleveland Indians Jacobs Field, Cleveland, OH Sun May 15 2005, 1:05 PM EDT Att: 23,446 - Partly Cloudy - 58 F										
Casey Blake, R OBP: 0.303, SLG: 0.386	G6-3				F8			K		4	1	1	0	0	1	0											
48 Travis Hafner, L OBP: 0.390, SLG: 0.465					F8					2	0	1	0	2	0	0											
Ben Broussard, L OBP: 0.339, SLG: 0.455										3	0	0	0	1	0	4											
Coco Crisp, S OBP: 0.333, SLG: 0.415										4	0	1	0	0	1	2											
Alex Cora, L OBP: 0.257, SLG: 0.296										4	0	0	0	0	1	1											
Josh Bard, S OBP: 0.250, SLG: 0.346										3	1	0	0	1	0	0											
Aaron Boone, R OBP: 0.197, SLG: 0.274										4	0	2	1	0	1	0											
2 Jhonny Peralta, R OBP: 0.337, SLG: 0.549										4	0	1	0	0	2	1											
Inning Stats	R: 0 E: 0 K: 0 S: 8	H: 0 LOB: 1 BB: 1 P: 15	R: 0 E: 0 K: 1 S: 11	H: 1 LOB: 0 BB: 0 P: 15	R: 0 E: 0 K: 2 S: 8	H: 0 LOB: 0 BB: 0 P: 10	R: 0 E: 0 K: 1 S: 9	H: 0 LOB: 1 BB: 1 P: 21	R: 0 E: 0 K: 0 S: 11	H: 2 LOB: 2 BB: 0 P: 15	R: 1 E: 0 K: 0 S: 13	H: 1 LOB: 0 BB: 1 P: 22	R: 0 E: 0 K: 0 S: 6	H: 0 LOB: 0 BB: 0 P: 11	R: 0 E: 0 K: 2 S: 17	H: 1 LOB: 1 BB: 0 P: 24		R: 1 E: 0 K: 1 S: 10	H: 1 LOB: 1 BB: 1 P: 18	1B: 5 2B: 1 3B: 0 HR: 0	SF: 0 SAC: 0 DP: 0 HBP: 0	WP: 1 PB: 0 SB: 0 CS: 0	PA: 36				
PITCHER	IP	WLS	BF	H	R	ER	SO	BB	IBB	HBP	BLK	WP	HR	S	P	ERA	WHIP										
32 Roy Halladay, R ERA: 3.13	(1, 1)	7.2		30	5	1	1	6	3	0	0	0	0	76	124	1.17	1.043										
Miguel Batista, R ERA: 2.12	(8, 1)	1.1		6	1	1	1	1	1	0	0	0	0	17	27	6.75	1.500										

Batter	1	2	3	4	5	6	7	8	9	AB	R	H	RBI	BB	SO	LOB	TOP	
9 Chone Figgins, S OBP: 0.293, SLG: 0.353	P3		F7			B1-3		G5-3		4	0	0	0	0	0	1	Los Angeles Angels @ Cleveland Indians Jacobs Field, Cleveland, OH Mon May 16 2005, 7:05 PM EDT Att: 13,729 - Clear - 51 F	
Darin Erstad, L OBP: 0.283, SLG: 0.359	P5			27 BB		27 F, 16 BB, 1B		G6-3		3	2	1	0	1	0	0		
27 Vladimir Guerrero, R OBP: 0.374, SLG: 0.549	P6			16 L3-6, 1-H, 2B		E8, 16 BB, 1B				3	1	2	1	1	0	0		
16 Garret Anderson, L OBP: 0.327, SLG: 0.430		G3		L3-6, 2-2		20 FC5-2-6, 1B				4	0	2	2	0	0	1		
20 Juan Rivera, R OBP: 0.266, SLG: 0.311	G6-3		F8			FC5-2-6, 1B		F9		4	0	0	0	0	0	3		
Orlando Cabrera, R OBP: 0.303, SLG: 0.367	K					F9, 1B				4	0	1	0	0	1	2		
39 Robb Quinlan, R Chris Prieto, L			G4-3		F7		F8		F7	3	0	0	0	0	0	1		
Josh Paul, R OBP: 0.200, SLG: 0.261	F9		F8		F8		G5-3		F9	4	0	0	0	0	0	1		
Adam Kennedy, L OBP: 0.256, SLG: 0.256					K		L6			3	0	1	0	0	1	1		
Inning Stats	R: 0, H: 0, E: 0, LOB: 0, K: 0, S: 9	R: 0, H: 0, E: 0, LOB: 0, K: 1, S: 5	R: 0, H: 1, E: 0, LOB: 1, K: 0, S: 11	R: 1, H: 1, E: 0, LOB: 1, K: 0, S: 5	R: 0, H: 1, E: 0, LOB: 1, K: 1, S: 11	R: 1, H: 3, E: 1, LOB: 2, K: 0, S: 14	R: 0, H: 0, E: 0, LOB: 0, K: 0, S: 8	R: 1, H: 1, E: 0, LOB: 1, K: 0, S: 14	R: 0, H: 0, E: 0, LOB: 0, K: 0, S: 6	R: 0, H: 0, E: 0, LOB: 0, K: 2, S: 11	1B: 6, 2B: 2, 3B: 0, HR: 0	SF: 0, SAC: 0, DP: 1, HBP: 0	WP: 0, PA: 35					
PITCHER	IP: 7.2, WLS: L, BF: 31, H: 7, R: 3, ER: 2, SO: 2, BB: 2, IBB: 0, HBP: 0, BLK: 0, WP: 0, HR: 0, S: 75, P: 116, ERA: 2.35, WHIP: 1.174	IP: 1.1, WLS: 4, BF: 0, H: 0, R: 0, ER: 0, SO: 0, BB: 0, IBB: 0, HBP: 0, BLK: 0, WP: 0, HR: 0, S: 8, P: 9, ERA: 0.00, WHIP: 0.000																

Batter	1	2	3	4	5	6	7	8	9	AB	R	H	RBI	BB	SO	LOB	BOTTOM		
24 Grady Sizemore, L OBP: 0.318, SLG: 0.426	F8			CS, 1B						3	0	2	1	1	0	0	Los Angeles Angels @ Cleveland Indians Jacobs Field, Cleveland, OH Mon May 16 2005, 7:05 PM EDT Att: 13,729 - Clear - 51 F		
Casey Blake, R OBP: 0.294, SLG: 0.373	K			K, 1-2		P3		F9		4	0	0	0	0	2	3			
41 Victor Martinez, S OBP: 0.279, SLG: 0.303	K			HBP		F8		F8		3	0	0	0	0	1	1			
48 Travis Hafner, L OBP: 0.379, SLG: 0.449	K			F7		F7				4	0	0	0	0	2	1			
Ben Broussard, L OBP: 0.336, SLG: 0.448	L6			K		BB, 1B		G3-1		4	0	1	0	0	1	0			
Coco Crisp, S OBP: 0.337, SLG: 0.409	F7			G5-4-3, BB		FC6-4, BB		K		2	0	0	0	2	1	0			
Ronnie Belliard, R OBP: 0.286, SLG: 0.432				G6-4-3, 1B		FC6-4				3	0	1	0	0	0	3			
Aaron Boone, R OBP: 0.200, SLG: 0.276				G6-4-3, 1-2		G5-3		24 BB, 1B, G5-3		3	1	1	0	0	0	1			
2 Jhonny Peralta, R OBP: 0.326, SLG: 0.529	G6-3			G6-3		G6-3		G5-3		3	0	0	0	0	0	1			
Inning Stats	R: 0, H: 0, E: 0, LOB: 0, K: 2, S: 8	R: 0, H: 0, E: 0, LOB: 0, K: 1, S: 9	R: 0, H: 1, E: 0, LOB: 0, K: 0, S: 3	R: 0, H: 1, E: 0, LOB: 1, K: 1, S: 8	R: 0, H: 0, E: 0, LOB: 0, K: 1, S: 5	R: 0, H: 0, E: 0, LOB: 1, K: 0, S: 10	R: 0, H: 1, E: 0, LOB: 2, K: 0, S: 6	R: 1, H: 2, E: 0, LOB: 1, K: 0, S: 13	R: 0, H: 0, E: 0, LOB: 0, K: 2, S: 11	R: 0, H: 0, E: 0, LOB: 0, K: 2, S: 11	1B: 5, 2B: 0, 3B: 0, HR: 0	SF: 0, SAC: 0, DP: 2, HBP: 1	WP: 0, PA: 33						
PITCHER	IP: 7.0, WLS: W, BF: 25, H: 3, R: 0, ER: 0, SO: 5, BB: 3, IBB: 0, HBP: 0, BLK: 0, WP: 0, HR: 0, S: 49, P: 85, ERA: 0.00, WHIP: 0.857	IP: 1.0, WLS: H, BF: 5, H: 2, R: 1, ER: 1, SO: 0, BB: 0, IBB: 0, HBP: 0, BLK: 0, WP: 0, HR: 0, S: 13, P: 18, ERA: 9.00, WHIP: 2.000	IP: 1.0, WLS: S, BF: 3, H: 0, R: 0, ER: 0, SO: 2, BB: 0, IBB: 0, HBP: 0, BLK: 0, WP: 0, HR: 0, S: 11, P: 16, ERA: 0.00, WHIP: 0.000																

Batter	1	2	3	4	5	6	7	8	9	AB	R	H	RBI	BB	SO	LOB	TOP								
24 Grady Sizemore, L OBP: 0.326, SLG: 0.430	1-1 HBP		3-3 K		2-3 K			1-1 P6	2-0 1B	4	0	1	0	0	2	1	Cleveland Indians @ Cincinnati Reds Great American Ball Park, Cincinnati, OH Fri May 20 2005, 7:10 PM EDT Att: 25,412 - Overcast - 60 F								
Casey Blake, R OBP: 0.307, SLG: 0.380	0-2 P4		2-2 2B			2-3 K		4-1 BB 41 BB BB	2-2 G5-3	4	0	1	0	1	1	3									
Ben Broussard, L OBP: 0.321, SLG: 0.445 José Hernández, R OBP: 0.238, SLG: 0.283	1-3 K		1-2 G6-3			0-0 G4-3		2-2 SF7		3	0	0	0	0	1	2									
41 Victor Martínez, S OBP: 0.271, SLG: 0.287	2-2 P4			2-2 F7		0-0 F8		4-2 BB 1-2 BB		3	0	0	0	1	0	1									
Jody Gerut, L OBP: 0.625, SLG: 0.667		1-2 P6		1-1 G1-3 1B			2-2 CS 1B	4-1 BB 1-2 BB		3	0	2	0	1	0	0									
Ronnie Belliard, R OBP: 0.314, SLG: 0.437 48 Travis Hafner, L OBP: 0.387, SLG: 0.468 Scott Sauerbeck, R OBP: 0.317, SLG: 0.538	2-2 HBP		0-1 G1-3		1-2 HBP		4-1 BB 1-2 BB	2-3 K		1	0	0	0	1	0	1									
Aaron Boone, R OBP: 0.219, SLG: 0.283	0-3 K		1-0 L7			1-3 K			0-1 24 1B	4	0	1	0	0	2	3									
2 Jhonny Peralta, R OBP: 0.317, SLG: 0.538	1-0 G5-3			1-3 K		1-3 K			2-3 K	4	0	0	0	0	3	3									
Kevin Millwood, R OBP: 0.253, SLG: 0.303			1-3 K		1-2 G2-3			0-0 SF7 2B		2	0	0	0	0	1	0									
David Riske, R OBP: 0.253, SLG: 0.303										0	0	0	0	0	0	0									
Alex Cora, L OBP: 0.253, SLG: 0.303										2	1	1	0	0	1	1									
Inning Stats	R: 0 E: 0 K: 1 S: 11	H: 0 LOB: 1 BB: 0 P: 15	R: 0 E: 0 K: 1 S: 10	H: 0 LOB: 1 BB: 0 P: 14	R: 0 E: 0 K: 2 S: 15	H: 1 LOB: 1 BB: 0 P: 22	R: 0 E: 0 K: 0 S: 9	H: 1 LOB: 1 BB: 0 P: 13	R: 0 E: 0 K: 2 S: 10	H: 0 LOB: 0 BB: 0 P: 14	R: 0 E: 0 K: 2 S: 6	H: 0 LOB: 0 BB: 0 P: 8	R: 0 E: 0 K: 2 S: 10	H: 1 LOB: 1 BB: 1 P: 18	R: 1 E: 0 K: 1 S: 13	H: 1 LOB: 3 BB: 3 P: 30	R: 0 E: 0 K: 2 S: 12	H: 2 LOB: 2 BB: 0 P: 20	1B: 4 2B: 2 3B: 0 HR: 0	SF: 1 SAC: 0 DP: 0 HBP: 2	WP: 0 PB: 0 SB: 2 CS: 1	PA: 38			
PITCHER	IP	WLS	BF	H	R	ER	SO	BB	IBB	HBP	BLK	WP	HR	S	P	ERA	WHIP								
39 Aaron Harang, R ERA: 3.32	7.1	W	29	4	1	1	9	2	0	2	0	0	0	75	113	1.23	0.818								
Kent Mercker, L ERA: 2.51	0.1	H	1	0	0	0	0	0	0	0	0	0	0	3	5	0.00	0.000								
Ryan Wagner, R ERA: 4.29	0.0		2	0	0	0	0	2	0	0	0	0	0	3	11	∞	∞								
Danny Graves, R ERA: 5.0	1.1	S	6	2	0	0	3	0	0	0	0	0	0	15	25	0.00	1.500								

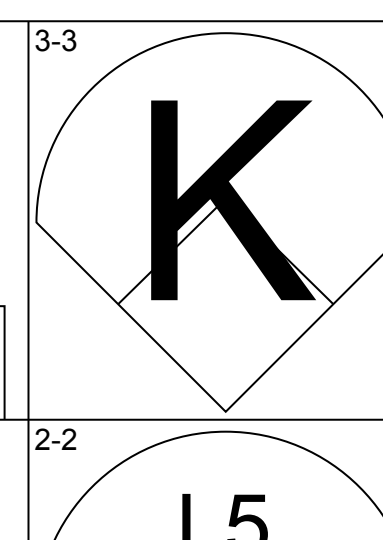
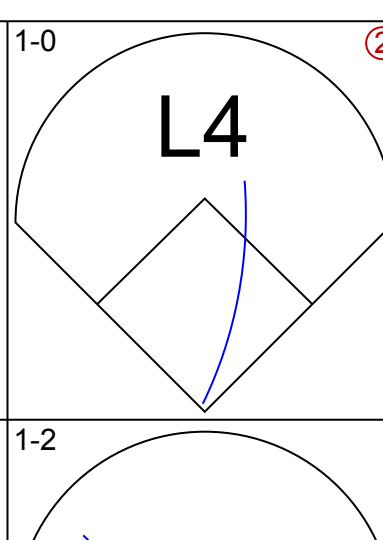
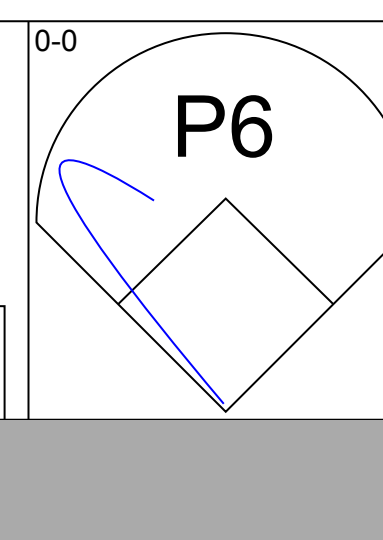
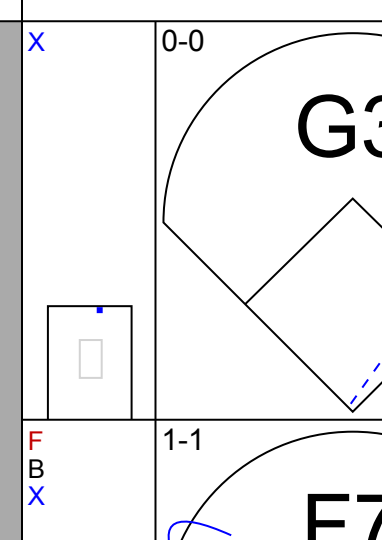
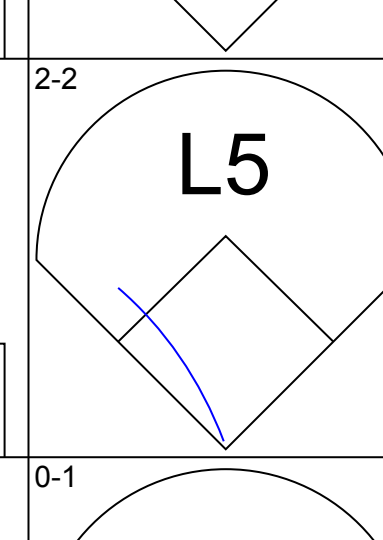
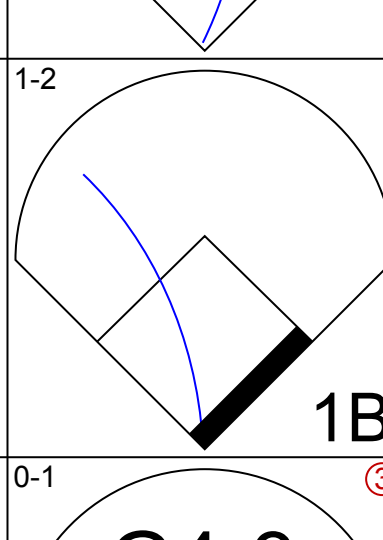
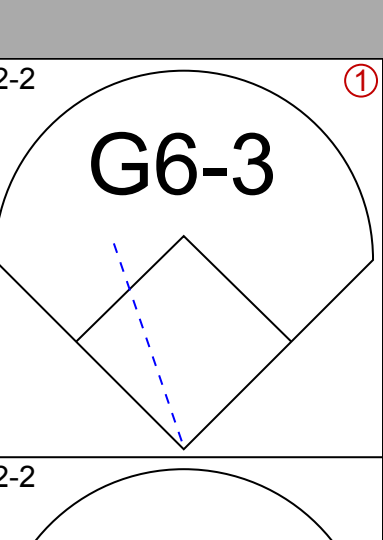
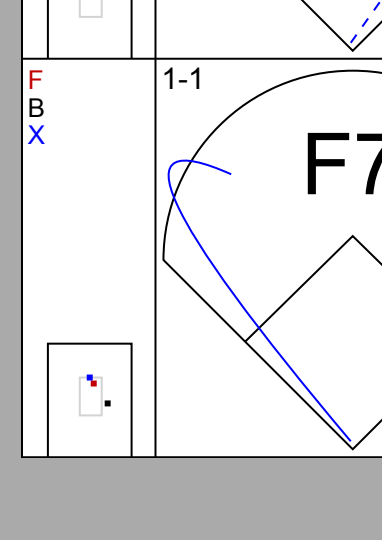
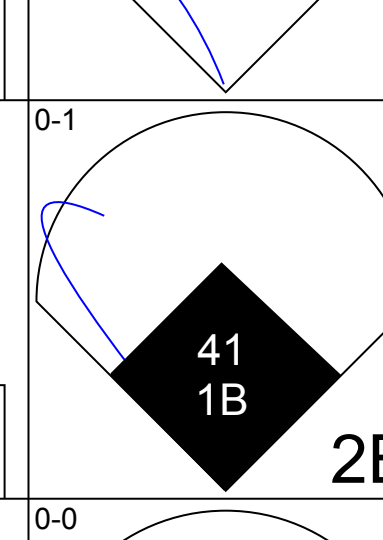
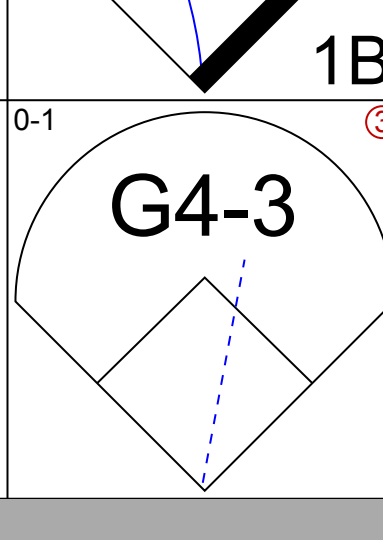
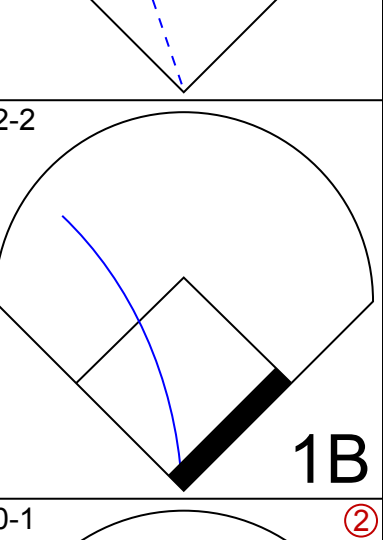
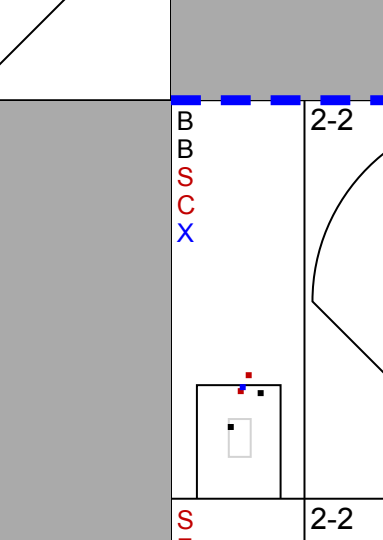
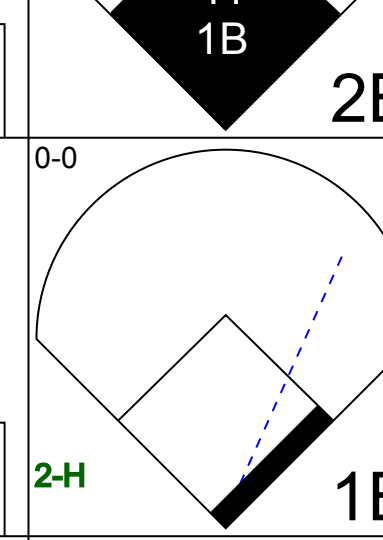
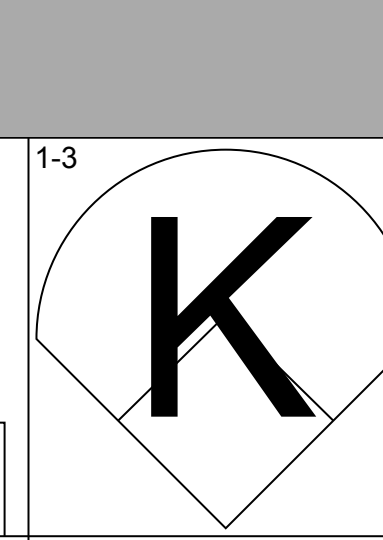
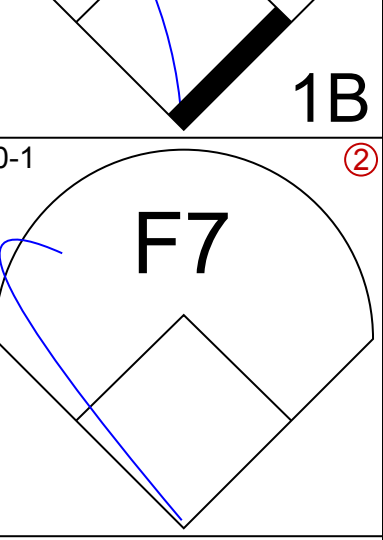
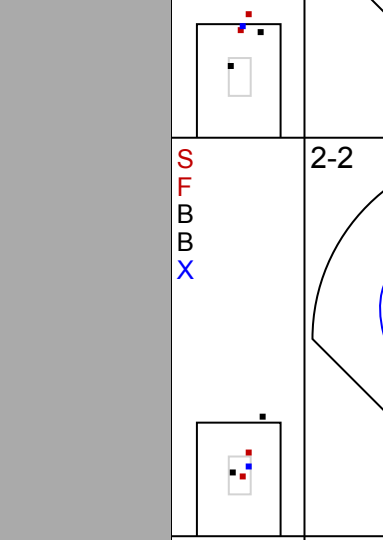
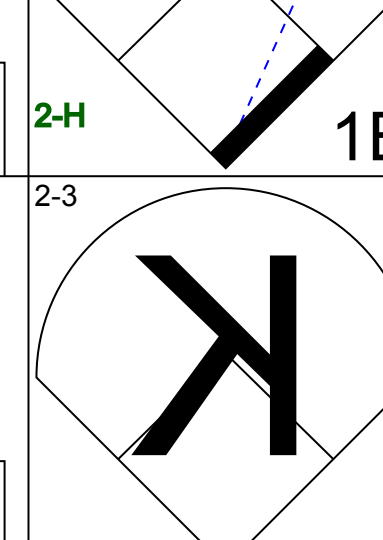
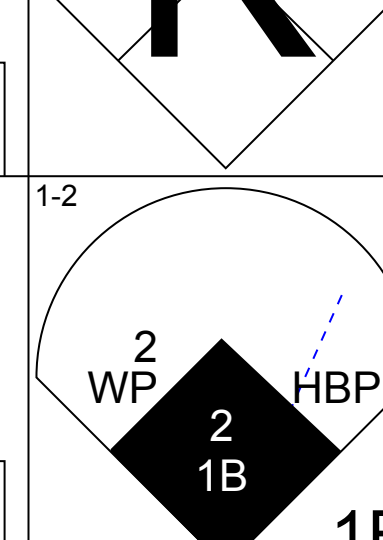
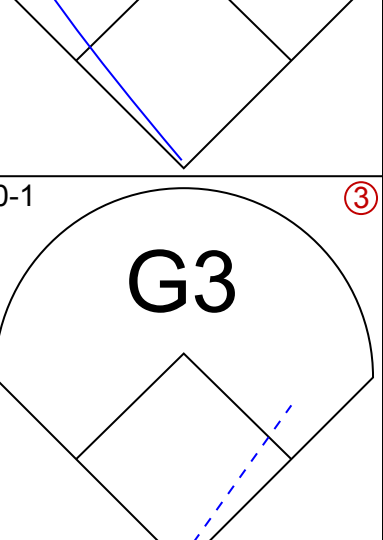
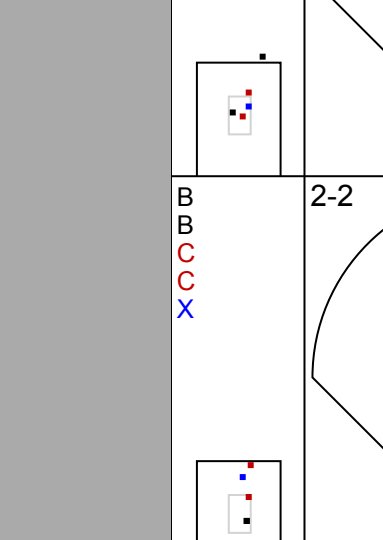
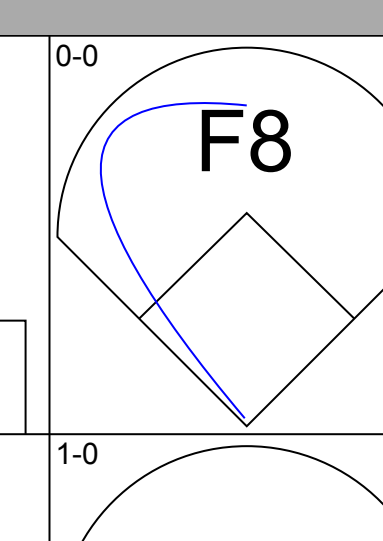
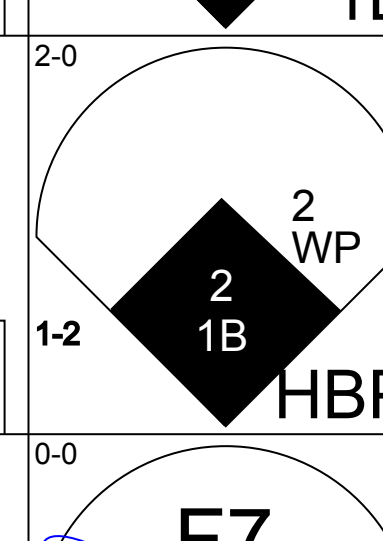
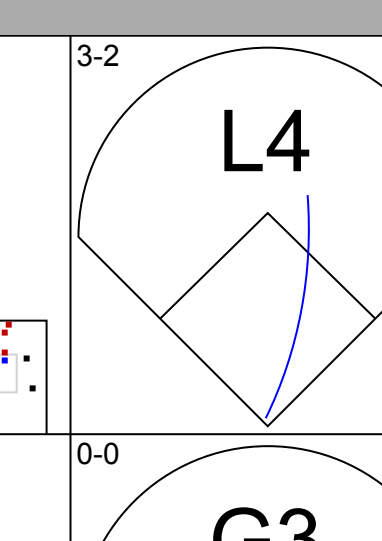
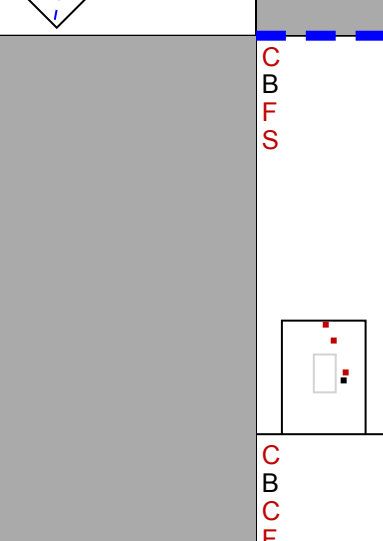
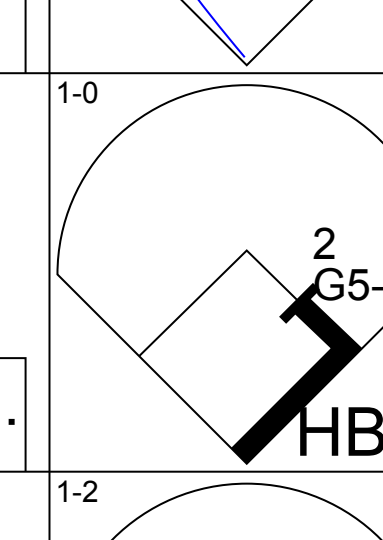
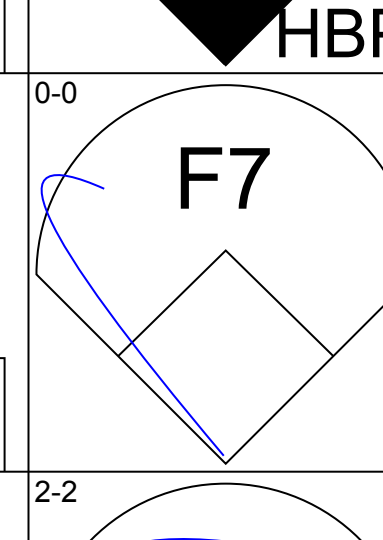
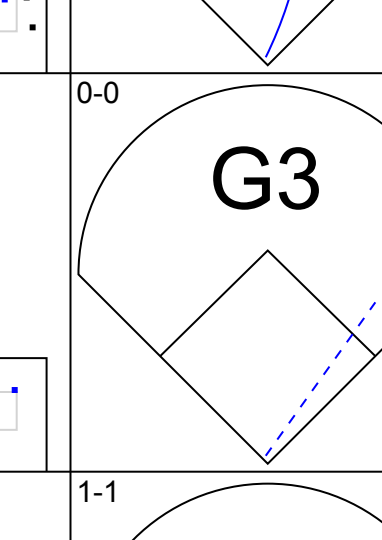
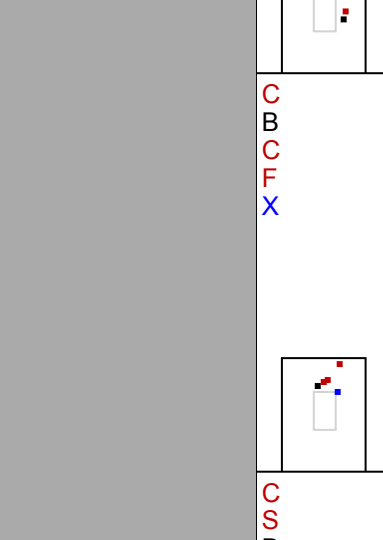
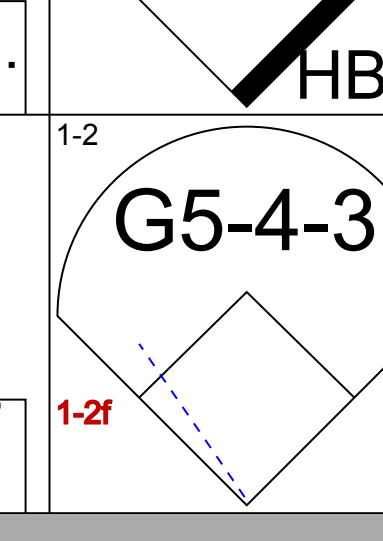
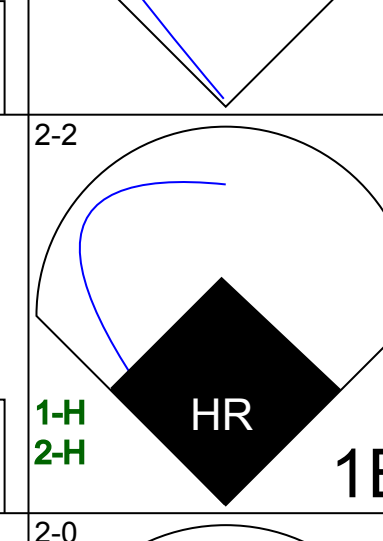
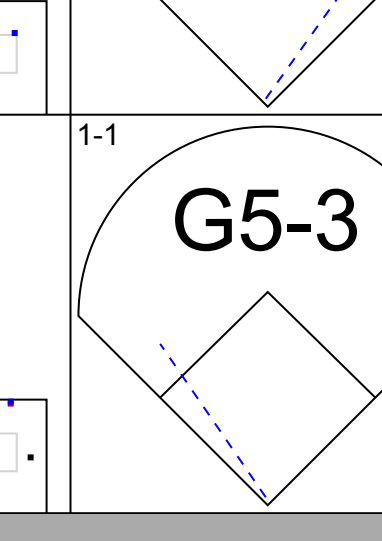
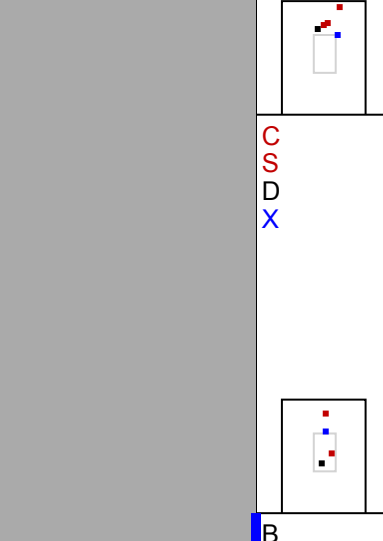
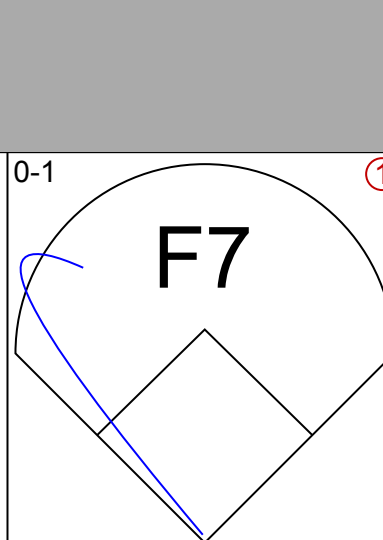
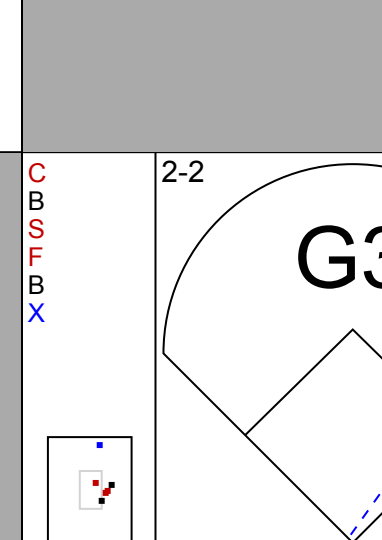
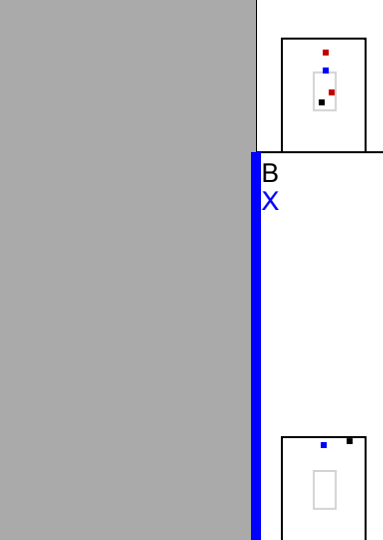
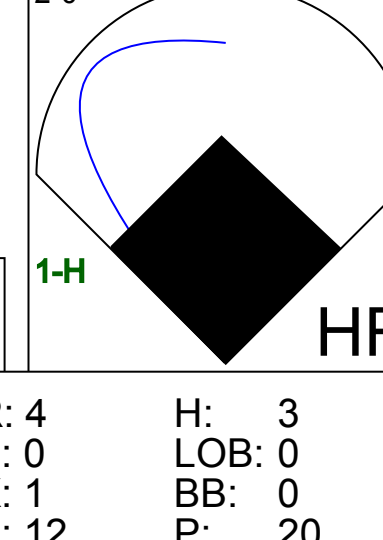
AB	31
R	1
H	6
RBI	1
BB	4
SO	12
LOB	18



Batter	1	2	3	4	5	6	7	8	9	AB	R	H	RBI	BB	SO	LOB	BOTTOM									
Felipe Lopez, S OBP: 0.359, SLG: 0.564	1-2 F9		2-1 S 1B		1-2 G6-3		1-0 HR			4	1	2	1	0	0	0	Cleveland Indians @ Cincinnati Reds Great American Ball Park, Cincinnati, OH Fri May 20 2005, 7:10 PM EDT Att: 25,412 - Overcast - 60 F									
William Bergolla, R OBP: 0.117, SLG: 0.111	1-3 K		3-2 G1-3		0-1 F9		0-1 G4-3			4	0	0	0	0	1	2										
Sean Casey, L OBP: 0.337, SLG: 0.399	2-2 G5-3		4-1 BB			0-1 G6-3		3-2 L6		3	0	0	0	1	0	0										
Ken Griffey Jr., L OBP: 0.327, SLG: 0.467		1-3 K	1-1 L4			2-2 F7		1-3 K		4	0	0	0	0	2	3										
Adam Dunn, L OBP: 0.425, SLG: 0.654		1-3 K		2-2 CS 1B		1-0 HR		0-3 K		4	1	2	1	0	2	0										
Joe Randa, R OBP: 0.382, SLG: 0.455		1-0 1B		1-2 FC6-4 1B		0-2 2B				3	0	3	0	0	0	0										
Austin Kearns, R OBP: 0.323, SLG: 0.434		3-3 K		1-3 K		2-2 G6-3				3	0	0	0	0	2	3										
Javier Valentín, S OBP: 0.310, SLG: 0.257			4-2 1B 39 SH2-3 BB		0-0 FC6-4		1-3 K			2	0	0	0	1	1	1										
39 Aaron Harang, R OBP: 0.042, SLG: 0.042 Kent Mercker, L OBP: 0.382, SLG: 0.455			0-1 SH2-3		0-1 F8		0-1 G6-3			2	0	0	0	0	0	0										
Ryan Wagner, R OBP: 0.382, SLG: 0.455 Danny Graves, R OBP: 0.382, SLG: 0.455			1-2							0	0	0	0	0	0	0										
Inning Stats	R: 0 E: 0 K: 1 S: 12	H: 0 LOB: 0 BB: 0 P: 16	R: 0 E: 0 K: 3 S: 12	H: 1 LOB: 1 BB: 0 P: 18	R: 0 E: 0 K: 0 S: 12	H: 1 LOB: 3 BB: 2 P: 26	R: 0 E: 0 K: 1 S: 13	H: 2 LOB: 1 BB: 0 P: 18	R: 0 E: 0 K: 0 S: 8	H: 0 LOB: 0 BB: 0 P: 9	R: 1 E: 0 K: 0 S: 14	H: 2 LOB: 1 BB: 0 P: 19	R: 1 E: 0 K: 1 S: 9	H: 1 LOB: 0 BB: 0 P: 11	R: 0 E: 0 K: 2 S: 9	H: 0 LOB: 0 BB: 0 P: 13	1B: 4 2B: 1 3B: 0 HR: 2	SF: 0 SAC: 1 DP: 0 HBP: 0	WP: 0 PB: 0 SB: 1 CS: 1	PA: 32						
PITCHER	IP	WLS	BF	H	R	ER	SO	BB	IBB	HBP	BLK	WP	HR	S	P	ERA	WHIP									
Kevin Millwood, R ERA: 3.31	6.0	L	25	6	1	1	5	2	0	0	0	0	0	1	71	106	1.50	1.333								
David Riske, R ERA: 0.99	1.0		4	1	1	1	1	0	0	0	0	0	0	9	11	9.00	1.000									
Scott Sauerbeck, L ERA: 3.46	1.0		3	0	0	0	2	0	0	0	0	0	0	9	13	0.00	0.000									

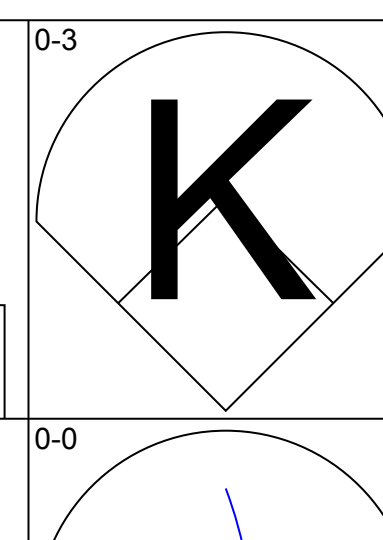
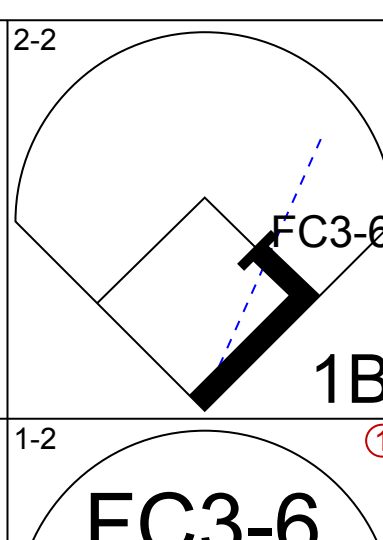
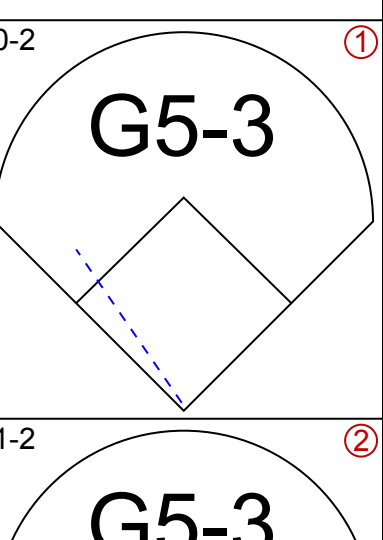
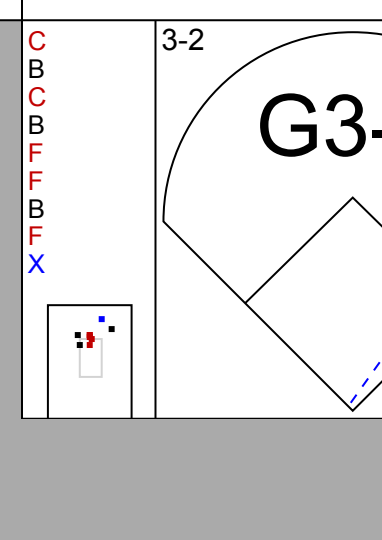
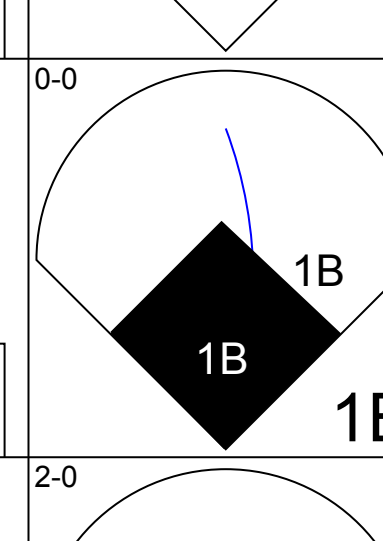
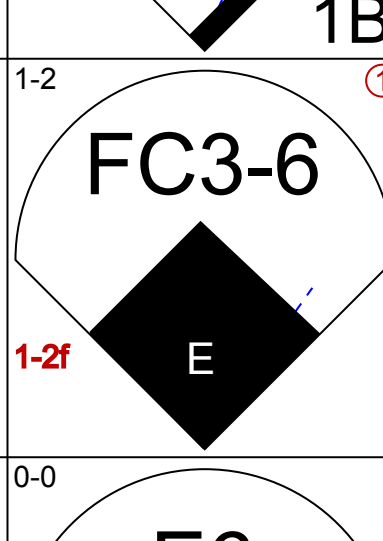
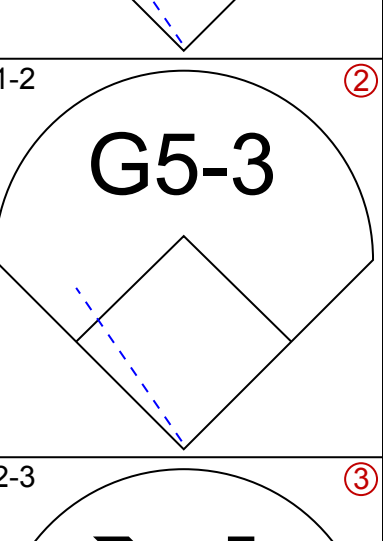
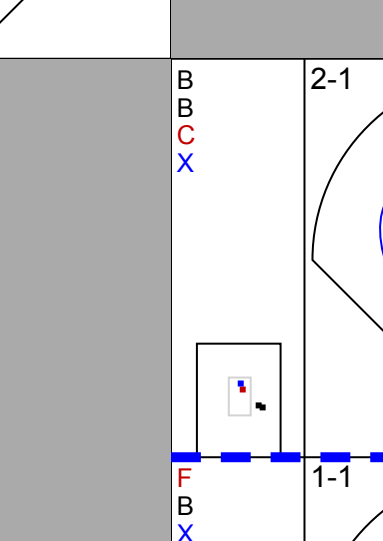
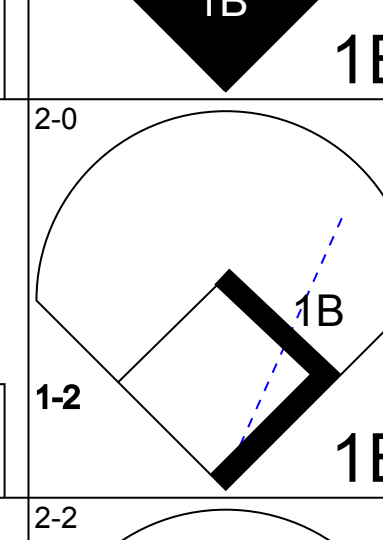
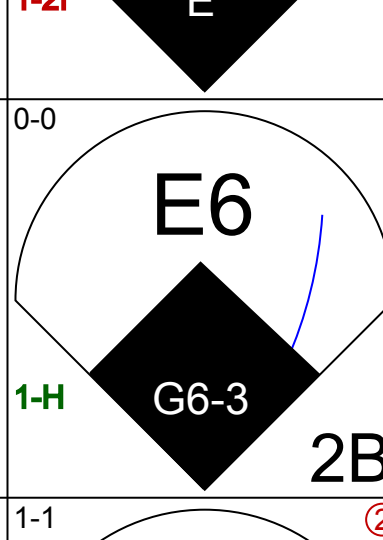
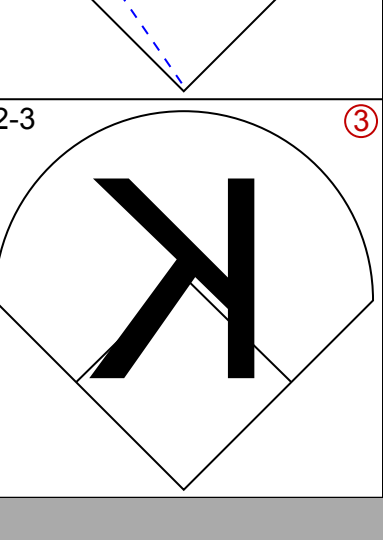
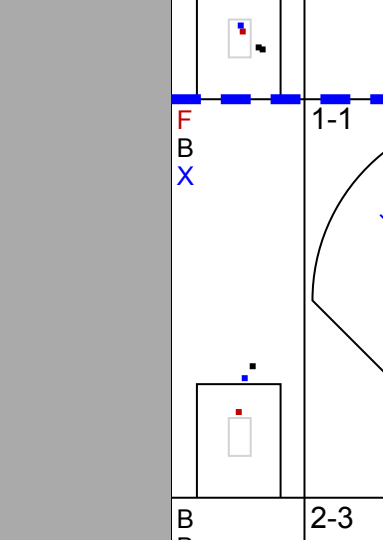
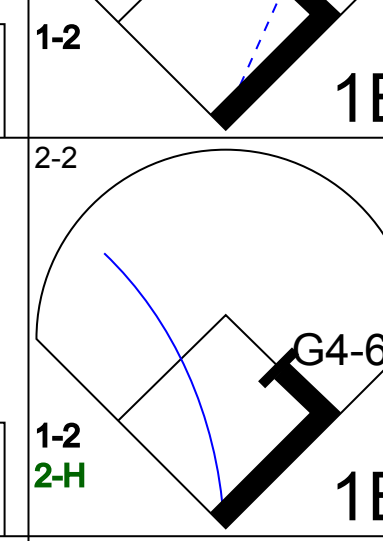
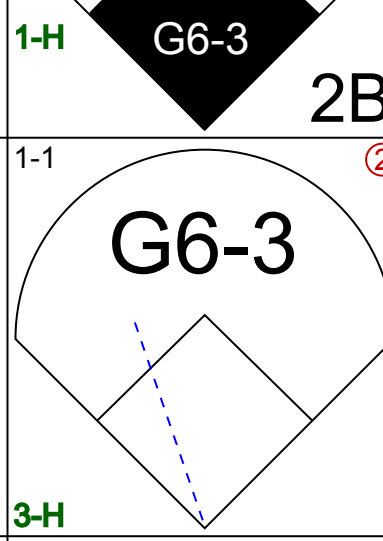
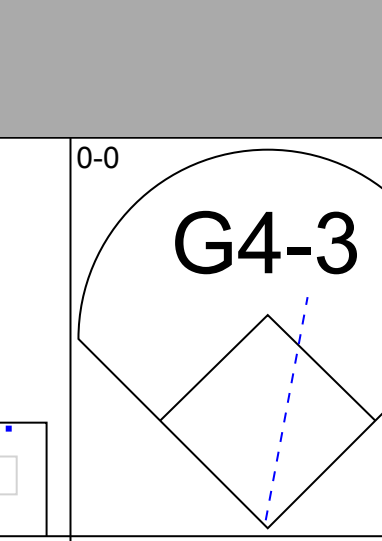
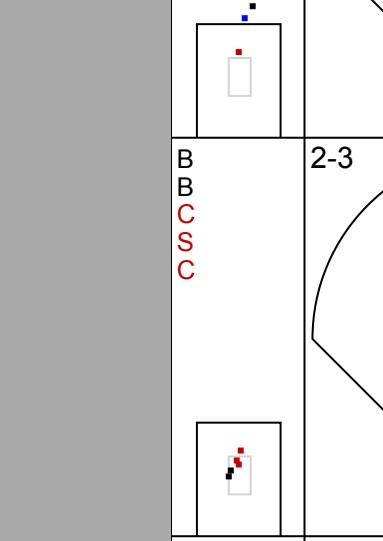
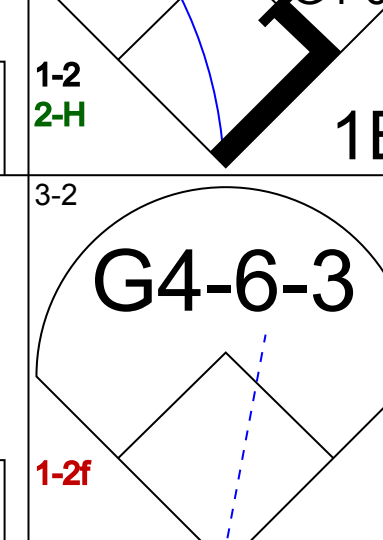
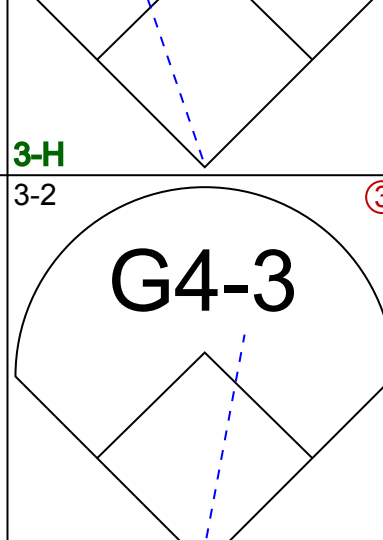
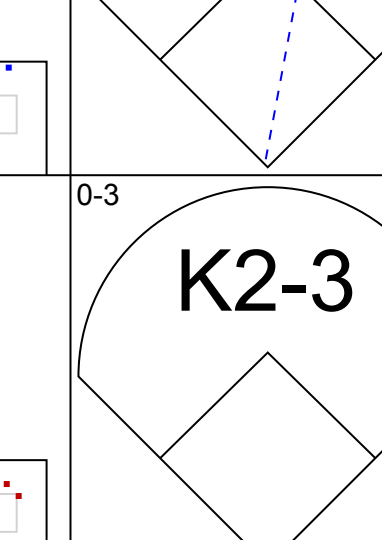
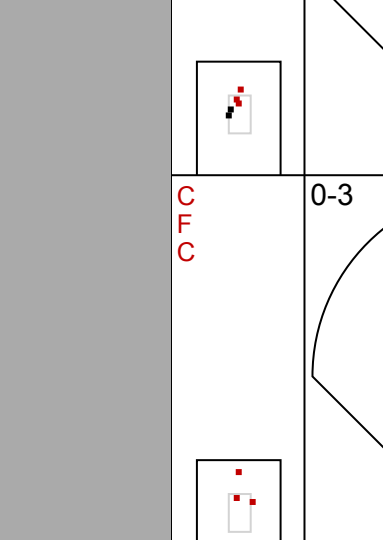
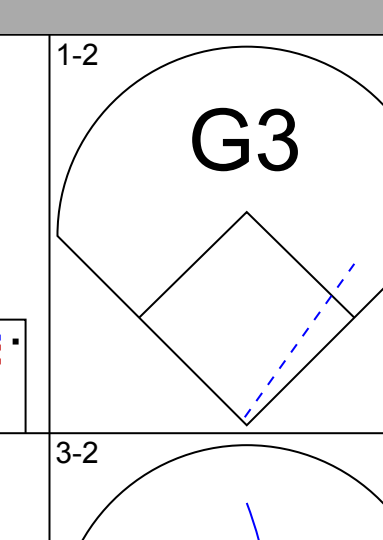
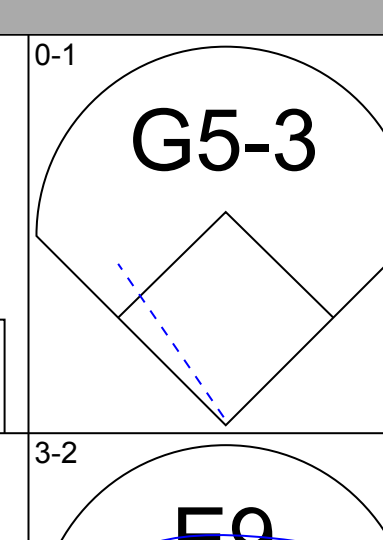
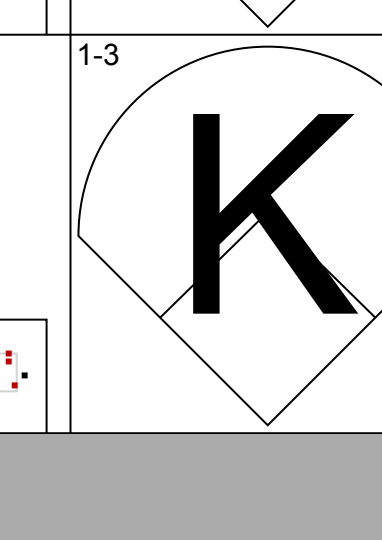
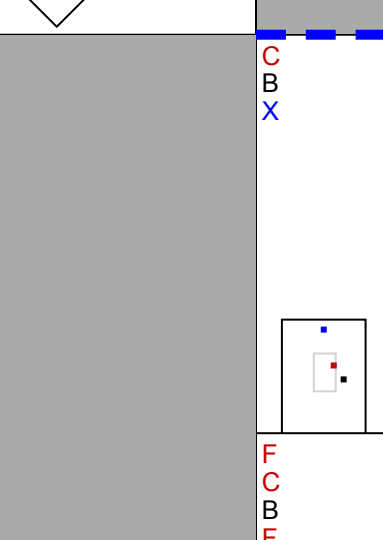
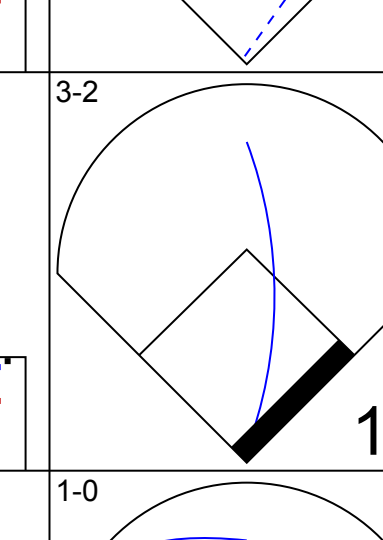
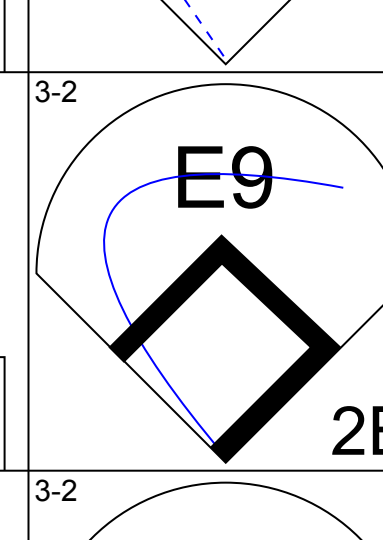
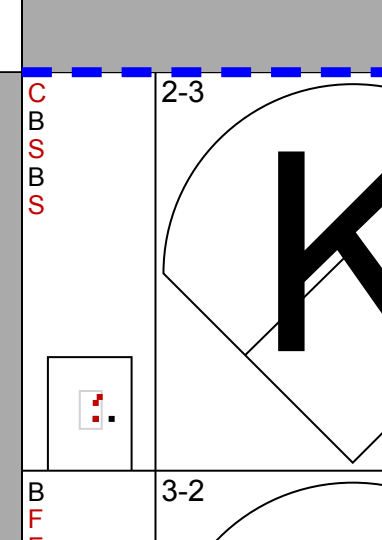
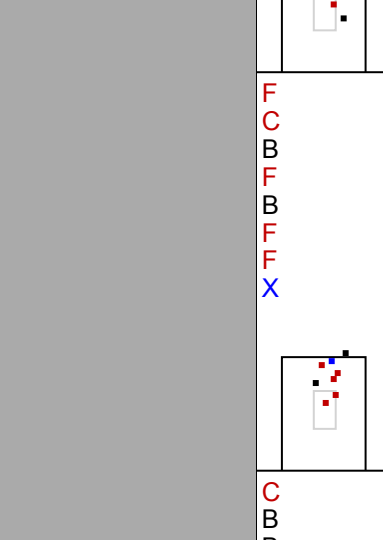
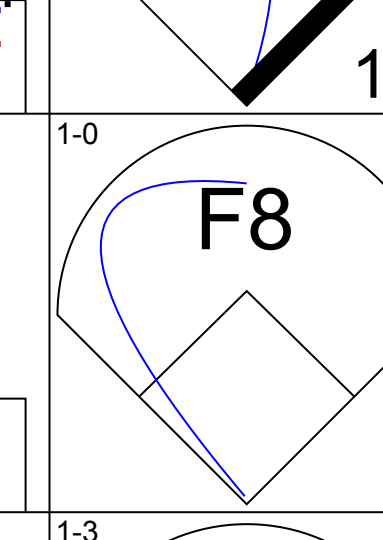
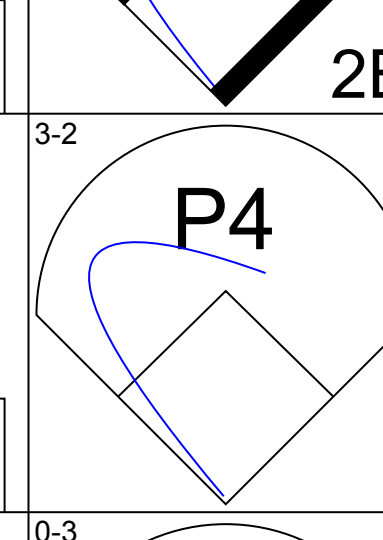
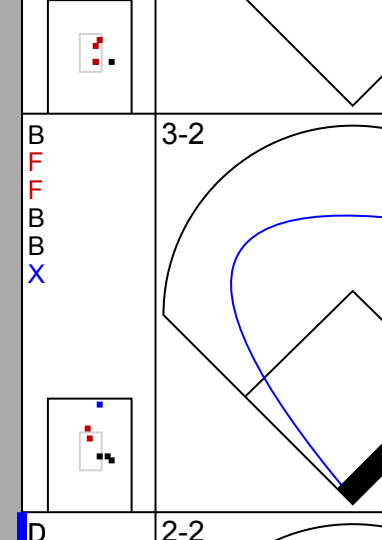
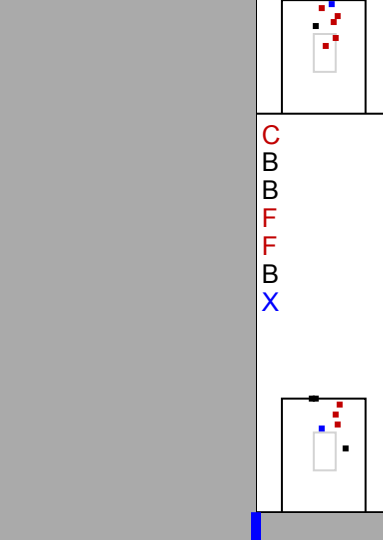
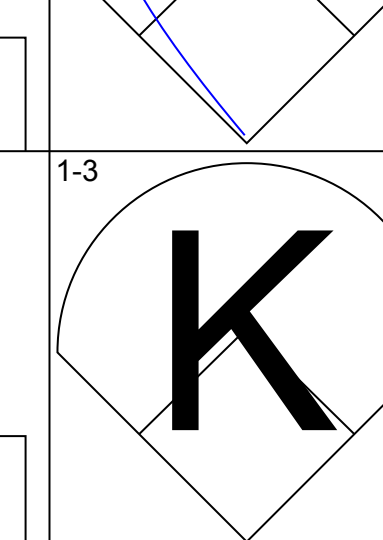
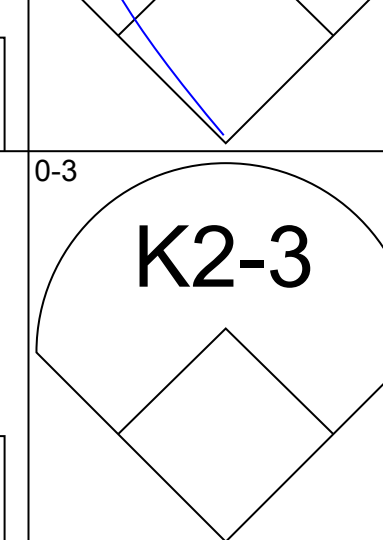
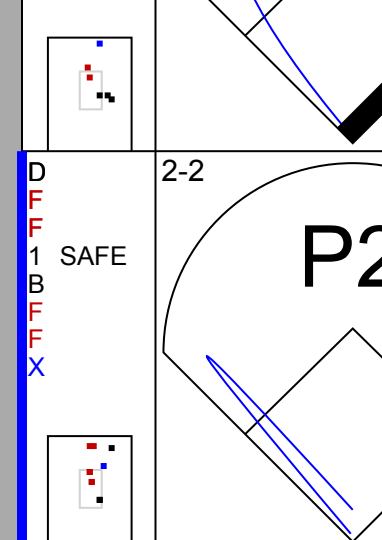
AB	29
R	2
H	7
RBI	2
BB	2
SO	8
LOB	9



Batter	1	2	3	4	5	6	7	8	9	AB	R	H	RBI	BB	SO	LOB	TOP			
24 Grady Sizemore, L OBP: 0.318, SLG: 0.417										4	0	0	0	0	1	0	Cleveland Indians @ Cincinnati Reds Great American Ball Park, Cincinnati, OH Sat May 21 2005, 7:10 PM EDT Att: 31,083 - Clear - 71 F			
Casey Blake, R OBP: 0.305, SLG: 0.376										4	0	1	0	0	0	0				
Ben Broussard, L OBP: 0.326, SLG: 0.455										4	1	2	0	0	0	1				
41 Victor Martinez, S OBP: 0.270, SLG: 0.286										4	0	1	1	0	1	1				
Jody Gerut, L OBP: 0.500, SLG: 0.500										4	1	1	0	0	1	2				
Aaron Boone, R OBP: 0.220, SLG: 0.277										3	1	0	0	0	1	0				
Alex Cora, L OBP: 0.265, SLG: 0.316										3	0	1	0	0	0	2				
2 Johnny Peralta, R OBP: 0.315, SLG: 0.526										4	1	1	2	0	0	2				
CC Sabathia, L OBP: 0.333, SLG: 1.333										3	1	1	2	0	0	0				
Bob Howry, L OBP: 0.312, SLG: 0.433										0	0	0	0	0	0	0				
Ronnie Belliard, R OBP: 0.312, SLG: 0.433										0	0	0	0	0	0	0				
Bob Wickman, R OBP: 0.312, SLG: 0.433										0	0	0	0	0	0	0				
Inning Stats	R: 1 E: 0 K: 2 S: 14	H: 2 LOB: 1 BB: 0 P: 21	R: 0 E: 0 K: 0 S: 4	H: 0 LOB: 0 BB: 0 P: 6	R: 0 E: 0 K: 0 S: 9	H: 1 LOB: 1 BB: 0 P: 11	R: 4 E: 0 K: 1 S: 12	H: 3 LOB: 0 BB: 0 P: 20	R: 0 E: 0 K: 0 S: 11	H: 0 LOB: 0 BB: 0 P: 15	R: 0 E: 0 K: 0 S: 7	H: 0 LOB: 0 BB: 0 P: 10	R: 0 E: 0 K: 0 S: 9	H: 0 LOB: 0 BB: 0 P: 15	R: 0 E: 0 K: 1 S: 11	H: 1 LOB: 1 BB: 0 P: 15	1B: 5 2B: 2 3B: 0 HR: 1	SF: 0 SAC: 0 DP: 1 HBP: 2	WP: 1 PB: 0 SB: 0 CS: 0	PA: 36
PITCHER	IP WLS BF H R ER SO BB IBB HBP BLK WP HR S P ERA WHIP																			
54 Elizardo Ramirez, R ERA: 4.8	(1, 1) 7.0 L 29 7 5 5 3 0 0 0 2 0 1 1 64 94 6.43 1.000																			
Kent Mercker, L ERA: 2.29	(8, 1) 1.0 3 0 0 0 0 0 0 0 0 0 0 0 9 15 0.00 0.000																			
Ryan Wagner, R ERA: 4.09	(9, 1) 1.0 4 1 0 0 1 0 0 0 0 0 0 0 11 15 0.00 1.000																			

AB	34
R	5
H	8
RBI	5
BB	0
SO	4
LOB	9



Batter	1	2	3	4	5	6	7	8	9	AB	R	H	RBI	BB	SO	LOB	BOTTOM					
Felipe Lopez, S OBP: 0.355, SLG: 0.551										4	0	1	0	0	1	1	Cleveland Indians @ Cincinnati Reds Great American Ball Park, Cincinnati, OH Sat May 21 2005, 7:10 PM EDT Att: 31,083 - Clear - 71 F					
William Bergolla, R OBP: 0.154, SLG: 0.154										4	2	1	0	0	0	1						
Sean Casey, L OBP: 0.347, SLG: 0.414										4	1	3	1	0	1	0						
Ken Griffey Jr., L OBP: 0.326, SLG: 0.461										4	0	1	2	0	1	1						
Adam Dunn, L OBP: 0.415, SLG: 0.634										4	0	0	0	0	2	3						
Joe Randa, R OBP: 0.373, SLG: 0.442										4	0	0	0	0	1	0						
Austin Kearns, R OBP: 0.328, SLG: 0.444										4	0	2	0	0	1	0						
Javier Valentin, S OBP: 0.304, SLG: 0.256										4	0	1	0	0	0	2						
54 Elizardo Ramirez, S OBP: 0.328, SLG: 0.444										2	0	0	0	0	2	2						
Luis Lopez, S OBP: 0.328, SLG: 0.444										1	0	0	0	0	0	1						
Kent Mercker, L OBP: 0.328, SLG: 0.444										0	0	0	0	0	0	0						
Ryan Wagner, R OBP: 0.328, SLG: 0.444										0	0	0	0	0	0	0						
Inning Stats	R: 1 E: 0 K: 1 S: 14	H: 3 LOB: 1 BB: 0 P: 21	R: 0 E: 0 K: 1 S: 13	H: 1 LOB: 0 BB: 0 P: 19	R: 2 E: 1 K: 0 S: 15	H: 2 LOB: 0 BB: 0 P: 22	R: 0 E: 1 K: 1 S: 15	H: 1 LOB: 1 BB: 0 P: 21	R: 0 E: 0 K: 1 S: 9	H: 0 LOB: 0 BB: 0 P: 12	R: 0 E: 0 K: 2 S: 7	H: 0 LOB: 0 BB: 0 P: 8	R: 0 E: 0 K: 1 S: 17	H: 1 LOB: 1 BB: 0 P: 27	R: 0 E: 0 K: 2 S: 10	H: 1 LOB: 1 BB: 0 P: 15	R: 0 E: 0 K: 0 S: 12	H: 0 LOB: 0 BB: 0 P: 18	1B: 7 2B: 2 3B: 0 HR: 0	SF: 0 SAC: 0 DP: 1 HBP: 0	WP: 0 PB: 0 SB: 0 CS: 0	PA: 35
PITCHER	IP WLS BF H R ER SO BB IBB HBP BLK WP HR S P ERA WHIP																					
CC Sabathia, L ERA: 3.48	(1, 1) 6.0 W 24 7 3 2 6 0 0 0 0 0 0 0 73 103 3.00 1.167																					
Bob Howry, R ERA: 2.55	(7, 1) 1.1 H 5 1 0 0 1 0 0 0 0 0 0 0 19 31 0.00 0.750																					
Arthur Rhodes, L ERA: 0.92	(8, 1) 0.2 H 3 1 0 0 2 0 0 0 0 0 0 0 8 11 0.00 1.500																					
Bob Wickman, R ERA: 3.52	(9, 1) 1.0 S 3 0 0 0 0 0 0 0 0 0 0 0 12 18 0.00 0.000																					

AB	35
R	3
H	9
RBI	3
BB	0
SO	9
LOB	11



Batter	1	2	3	4	5	6	7	8	9	AB	R	H	RBI	BB	SO	LOB	TOP					
Shannon Stewart, R (1, 7) OBP: 0.347, SLG: 0.401	G5-3		G6-4-3		P4			K		4	0	0	0	0	1	1	Minnesota Twins @ Cleveland Indians Jacobs Field, Cleveland, OH Mon May 23 2005, 7:05 PM EDT Att: 13,257 - Overcast - 55 F					
8 Nick Punto, S (1, 4) (7, 6) OBP: 0.350, SLG: 0.383	33 F8 2B		K					K		4	0	1	0	0	3	0						
7 Joe Mauer, L (1, 2) OBP: 0.399, SLG: 0.449								G5-3		3	0	1	0	1	0	0						
33 Justin Morneau, L (1, 3) OBP: 0.361, SLG: 0.604	F8							G5-3		4	0	1	0	0	1	2						
Tori Hunter, R (1, 8) OBP: 0.314, SLG: 0.391	G6-3							G5-3		4	0	2	0	0	0	4						
Jacque Jones, L (1, 9) OBP: 0.382, SLG: 0.462								G4-3		4	0	0	0	0	0	4						
20 Lew Ford, R (1, 10) OBP: 0.354, SLG: 0.407	L8							G4-3		3	1	1	0	1	0	2						
5 Michael Cuddyer, R (1, 5) OBP: 0.331, SLG: 0.396	G5-3							G6-3		4	0	1	1	0	0	2						
Juan Castro, R (1, 6) OBP: 0.308, SLG: 0.371								G6-3		2	0	1	0	0	0	0						
Terry Tiffee, S (7, PH) OBP: 0.250, SLG: 0.333								K		1	0	0	0	0	1	1						
Luis Rivas, R (7, 4) OBP: 0.284, SLG: 0.212								K		0	0	0	0	0	0	0						
Inning Stats	R: 0 E: 0 K: 0 S: 16	H: 1 LOB: 2 BB: 1 P: 30	R: 0 E: 0 K: 0 S: 9	H: 0 LOB: 0 BB: 0 P: 12	R: 0 E: 0 K: 1 S: 11	H: 1 LOB: 0 BB: 0 P: 15	R: 0 E: 1 K: 0 S: 10	H: 2 LOB: 2 BB: 0 P: 14	R: 0 E: 0 K: 1 S: 12	H: 0 LOB: 0 BB: 0 P: 17	R: 0 E: 0 K: 1 S: 7	H: 0 LOB: 0 BB: 0 P: 11	R: 1 E: 0 K: 1 S: 16	H: 3 LOB: 1 BB: 0 P: 23	R: 0 E: 0 K: 2 S: 11	H: 0 LOB: 2 BB: 1 P: 18	R: 0 E: 0 K: 1 S: 10	H: 1 LOB: 2 BB: 1 P: 19	1B: 5 2B: 3 3B: 0 HR: 0	SF: 0 SAC: 0 DP: 1 HBP: 0	WP: 0 PB: 0 SB: 1 CS: 1	PA: 35
PITCHER	IP WLS BF H R ER SO BB IBB HBP BLK WP HR S P ERA WHIP																					
Scott Elarton, R (1, 1) ERA: 6.17	5.1 20 4 0 0 2 1 0 0 0 0 0 0 61 92 0.00 0.938																					
Scott Sauerbeck, L (6, 1) ERA: 3.77	0.2 H 2 0 0 0 0 0 0 0 0 0 0 4 7 0.00 0.000																					
63 Rafael Betancourt, R (7, 1) ERA: 1.69	1.0 B 5 3 1 1 1 0 0 0 0 0 0 0 16 23 9.00 3.000																					
Arthur Rhodes, L (8, 1) ERA: 0.87	1.0 W 3 0 0 0 2 0 0 0 0 0 0 0 11 18 0.00 0.000																					
Bob Wickman, R (9, 1) ERA: 3.31	1.0 S 5 1 0 0 1 1 0 0 0 0 0 0 10 19 0.00 2.000																					
Batter	1	2	3	4	5	6	7	8	9	AB	R	H	RBI	BB	SO	LOB	BOTTOM					
24 Grady Sizemore, L (1, 8) OBP: 0.314, SLG: 0.422	G3	G1-3			G3-1			SH1-4		3	0	0	0	0	0	2	Minnesota Twins @ Cleveland Indians Jacobs Field, Cleveland, OH Mon May 23 2005, 7:05 PM EDT Att: 13,257 - Overcast - 55 F					
Casey Blake, R (1, 9) OBP: 0.313, SLG: 0.387	F8				F7			G6-3		4	0	1	0	0	0	0						
48 Travis Hafner, L (1, 10) OBP: 0.394, SLG: 0.465								G4-3		3	0	1	0	1	0	0						
41 Victor Martinez, S (1, 2) OBP: 0.263, SLG: 0.279	F7				G4-3			G3		3	0	0	1	0	0	1						
Ben Broussard, L (1, 3) OBP: 0.327, SLG: 0.447					F9			G6-3		4	0	1	0	0	0	2						
Ronnie Belliard, R (1, 4) OBP: 0.333, SLG: 0.447					G6-4-3			G6-3		2	1	1	0	1	0	0						
Jody Gerut, L (1, 7) OBP: 0.529, SLG: 0.571					G6-4-3			G6-3		2	0	1	0	1	0	2						
Aaron Boone, R (1, 5) OBP: 0.215, SLG: 0.275					G4-3			G5-4-3		3	0	1	1	0	0	2						
2 Jhonny Peralta, R (1, 6) OBP: 0.315, SLG: 0.520					G6-3			G6-3		3	1	1	0	0	1	2						
Inning Stats	R: 0 E: 0 K: 0 S: 10	H: 1 LOB: 1 BB: 0 P: 19	R: 1 E: 0 K: 1 S: 13	H: 3 LOB: 2 BB: 0 P: 18	R: 0 E: 0 K: 0 S: 7	H: 0 LOB: 0 BB: 0 P: 9	R: 0 E: 0 K: 0 S: 6	H: 1 LOB: 1 BB: 1 P: 13	R: 0 E: 0 K: 0 S: 5	H: 0 LOB: 0 BB: 0 P: 9	R: 0 E: 0 K: 0 S: 6	H: 0 LOB: 0 BB: 0 P: 10	R: 0 E: 0 K: 0 S: 5	H: 0 LOB: 1 BB: 1 P: 11	R: 1 E: 0 K: 0 S: 10	H: 2 LOB: 2 BB: 1 P: 22	R: 0 E: 0 K: 1 S: 10	H: 0 LOB: 2 BB: 1 P: 22	1B: 6 2B: 1 3B: 0 HR: 0	SF: 1 SAC: 1 DP: 2 HBP: 0	WP: 0 PB: 0 SB: 0 CS: 0	PA: 32
PITCHER	IP WLS BF H R ER SO BB IBB HBP BLK WP HR S P ERA WHIP																					
Kyle Lohse, R (1, 1) ERA: 4.71	7.1 L 29 7 2 2 1 2 0 0 0 0 0 0 57 99 2.46 1.227																					
J.C. Romero, L (8, 1) ERA: 0.99	0.2 3 0 0 0 0 1 0 0 0 0 0 0 5 12 0.00 1.500																					

Batter	1	2	3	4	5	6	7	8	9	10	11	AB	R	H	RBI	BB	SO	LOB	TOP																
Shannon Stewart, R OBP: 0.341, SLG: 0.390 (1, 7)	G6-3		G5-3		G6-3		G4-3		F9		20 BB 33 2B	5	1	0	0	1	0	1																	
7 Joe Mauer, L OBP: 0.396, SLG: 0.439 (1, 2)	G6-3		G4-3		G3-1		20 BB 33 1B		20 HBP 1B		K	5	1	1	0	1	1	3																	
20 Lew Ford, R OBP: 0.371, SLG: 0.412 (1, 9)	G1-3						33 S 5 1B		HBP		33 2B	3	2	2	1	2	0	0																	
33 Justin Morneau, L OBP: 0.367, SLG: 0.603 (1, 3)		G1	G3				5 1B		K		2B	5	0	2	4	1	1	3																	
Tori Hunter, R OBP: 0.315, SLG: 0.385 (1, 8)							F8		FC1-4		F8	5	0	1	0	1	0	5																	
Jacque Jones, L OBP: 0.375, SLG: 0.452 Terry Tiffee, S OBP: 0.241, SLG: 0.321 (8, PH)		FC4					F8		F8		F7	3	0	0	0	0	1	4																	
5 Michael Cuddyer, R OBP: 0.327, SLG: 0.389 (1, 5)		K					G5-3		K		L6	5	0	1	1	0	2	3																	
8 Nick Punto, S OBP: 0.343, SLG: 0.384 (1, 4)		K					L7		G4-3		G3-1	5	1	1	0	0	1	5																	
Juan Castro, R OBP: 0.304, SLG: 0.379 (1, 6)							G5-3		F9		F9	4	1	1	0	0	0	0																	
Inning Stats	R: 0 E: 0 K: 0 S: 8	H: 0 LOB: 0 BB: 0 P: 11	R: 0 E: 1 K: 2 S: 14	H: 0 LOB: 2 BB: 1 P: 27	R: 1 E: 0 K: 0 S: 12	H: 2 LOB: 0 BB: 0 P: 19	R: 0 E: 0 K: 0 S: 5	H: 1 LOB: 1 BB: 0 P: 8	R: 0 E: 0 K: 0 S: 6	H: 0 LOB: 0 BB: 0 P: 9	R: 1 E: 0 K: 1 S: 15	H: 2 LOB: 2 BB: 1 P: 25	R: 1 E: 0 K: 0 S: 12	H: 1 LOB: 2 BB: 2 P: 22	R: 0 E: 0 K: 1 S: 6	H: 0 LOB: 0 BB: 0 P: 9	R: 0 E: 0 K: 1 S: 10	H: 1 LOB: 2 BB: 0 P: 18	R: 0 E: 0 K: 0 S: 7	H: 0 LOB: 0 BB: 0 P: 10	R: 3 E: 0 K: 1 S: 12	H: 2 LOB: 1 BB: 2 P: 24	1B: 6 2B: 3 3B: 0 HR: 0	SF: 0 SAC: 1 DP: 0 HBP: 1	WP: 0 PB: 0 SB: 3 CS: 0	PA: 50									
PITCHER	IP ERA WLS BF H R ER SO BB IBB HBP BLK WP HR S P ERA WHIP	37 Jake Westbrook, R ERA: 5.5 Bob Howry, R ERA: 2.89 Arthur Rhodes, L ERA: 0.87 59 Matt Miller, R ERA: Bob Wickman, R ERA: 3.12	6.0 0.2 0.0 1.1 1.0	26 4 1 4 5	0 0 1 0 1	1 1 0 0 0	0 0 0 1 1	0 2 0 0 0	0 0 0 0 0	0 0 0 0 0	0 0 0 0 0	0 0 0 0 0	0 0 0 0 0	0 8 3 7 11 18	17 13.50 ∞ ∞ 11 0.00 1.00	3.000 3.000	PITCHER	IP ERA WLS BF H R ER SO BB IBB HBP BLK WP HR S P ERA WHIP	David Riske, R ERA: 1.74 Scott Sauerbeck, L ERA: 4.2	(10, 1) (11, 1)	1.1 0.2	1.1 0.2	4 4	1 1	1 1	1 1	1 1	1 1	0 0	0 0	0 0	0 0	0 9	16 13.50 3.000	13.500 3.000

Minnesota Twins @ Cleveland Indians
Jacobs Field, Cleveland, OH
Tue May 24 2005, 7:05 PM EDT
Att: 15,884 - Clear - 54 F

livebaseballscorecards.com

AB 42
R 6
H 9
RBI 6
BB 6
SO 6
LOB 24



Batter	1	2	3	4	5	6	7	8	9	10	11	AB	R	H	RBI	BB	SO	LOB	BOTTOM													
24 Grady Sizemore, L OBP: 0.317, SLG: 0.441 (1, 8)	G6-3		F8								F7	5	1	2	1	0	0	2														
Casey Blake, R OBP: 0.310, SLG: 0.377 (1, 9)	P2		F9									4	0	0	0	1	0	4														
48 Travis Hafner, L OBP: 0.394, SLG: 0.459 (1, 10)	G6-3											4	0	1	1	1	0	2														
41 Victor Martinez, S OBP: 0.261, SLG: 0.277 (1, 2)												5	0	1	0	0	1	4														
Ben Broussard, L OBP: 0.323, SLG: 0.434 (1, 3)												4	0	0	0	1	0	1														
Ronnie Belliard, R OBP: 0.324, SLG: 0.434 (1, 4)												4	0	0	0	0	0	2														
Jody Gerut, L OBP: 0.476, SLG: 0.667 (1, 7)												4	1	1	1	0	0	2														
José Hernández, R OBP: 0.262, SLG: 0.295 Alex Cora, L OBP: 0.267, SLG: 0.314 (8, PH)												1	0	1	0	1	0	0														
2 Jhonny Peralta, R OBP: 0.325, SLG: 0.529 Aaron Boone, R OBP: 0.213, SLG: 0.273 (8, PR)												2	0	0	0	0	0	0														
Inning Stats	R: 0 E: 0 K: 0 S: 7	H: 1 LOB: 0 BB: 0 P: 11	R: 0 E: 0 K: 0 S: 8	H: 1 LOB: 1 BB: 1 P: 15	R: 0 E: 0 K: 0 S: 9	H: 1 LOB: 1 BB: 0 P: 14	R: 0 E: 0 K: 0 S: 3	H: 0 LOB: 0 BB: 1 P: 8	R: 1 E: 0 K: 0 S: 8	H: 1 LOB: 0 BB: 0 P: 14	R: 0 E: 0 K: 0 S: 7	H: 0 LOB: 0 BB: 0 P: 10	R: 1 E: 2 K: 0 S: 14	H: 1 LOB: 2 BB: 1 P: 23	R: 0 E: 0 K: 0 S: 7	H: 0 LOB: 0 BB: 0 P: 8	R: 0 E: 0 K: 0 S: 9	H: 0 LOB: 0 BB: 0 P: 15	R: 0 E: 0 K: 1 S: 13	H: 0 LOB: 1 BB: 1 P: 23	1B: 4 2B: 1 3B: 0 HR: 2	SF: 0 SAC: 0 DP: 3 HBP: 0	WP: 0 PB: 0 SB: 0 CS: 1	PA: 41								
PITCHER	IP ERA WLS BF H R ER SO BB IBB HBP BLK WP HR S P ERA WHIP	Joe Mays, R ERA: 3.88 Terry Mulholland, L ERA: 4.98 Juan Rincon, R ERA: 2.6 28 Jesse Crain, R ERA: 1.06 36 Joe Nathan, R ERA: 1.66	(1, 1) (7, 1) (8, 1) (9, 1) (11, 1)	6.2 0.1 1.0 2.0 1.0	24 1 6 W S	0 H B W S	2 0 1 0 0	2 0 0 0 0	0 0 0 0 1	0 0 0 0 0	0 0 0 0 0	0 0 0 0 0	0 0 0 0 0	0 2 14 16 23 13	49 3.000 2.000 0.000 0.000	2.700 1.350	PITCHER	IP ERA WLS BF H R ER SO BB IBB HBP BLK WP HR S P ERA WHIP														

Minnesota Twins @ Cleveland Indians
Jacobs Field, Cleveland, OH
Tue May 24 2005, 7:05 PM EDT
Att: 15,884 - Clear - 54 F

livebaseballscorecards.com

AB 36
R 3
H 7
RBI 3
BB 5
SO 1
LOB 18



Batter	1	2	3	4	5	6	7	8	9	10	AB	R	H	RBI	BB	SO	LOB	TOP						
Shannon Stewart, R OBP: 0.343, SLG: 0.387 (1, 10)	G6-3		P3			K		BB		FC5-4 1B	4	0	1	0	1	1	1							
8 Nick Punto, S OBP: 0.345, SLG: 0.388 (1, 6) (9, 4)	G6-3		2B			K		BB		K	4	0	1	0	1	2	3							
20 Lew Ford, R OBP: 0.360, SLG: 0.399 (1, 7)	L4			G5-3		F9		G5-3		FC5-4	5	0	0	0	0	0	4							
33 Justin Morneau, L OBP: 0.364, SLG: 0.588 (1, 3)		K		G4-3					G1-3		3	0	0	0	1	1	0							
Torii Hunter, R OBP: 0.319, SLG: 0.413 (1, 8)		HR		G4-3				BB			4	2	2	1	0	0	2							
Jacque Jones, L OBP: 0.384, SLG: 0.457 (1, 9)		G3-1								1B 2B	3	0	2	1	1	0	0							
5 Michael Cuddyer, R OBP: 0.319, SLG: 0.378 (1, 5)		G6-3				G6-4-3 1B		G4-6-3 BB		P4	4	0	0	0	0	0	3							
55 Mike Redmond, R OBP: 0.351, SLG: 0.333 (1, 2)		G6-3						G4-3		G4-3	4	0	1	0	0	0	0							
38 Luis Antonio Rodriguez, B OBP: 0.333, SLG: 0.333 Juan Castro, R OBP: 0.314, SLG: 0.388 (9, 6)									G6-3			3	0	1	0	0	1							
												1	0	1	0	0	0							
Inning Stats	R: 0 E: 0 K: 0 S: 6	H: 0 LOB: 0 BB: 0 P: 7	R: 1 E: 0 K: 1 S: 8	H: 1 LOB: 0 BB: 0 P: 10	R: 0 E: 0 K: 0 S: 7	H: 2 LOB: 2 BB: 0 P: 11	R: 0 E: 0 K: 0 S: 7	H: 0 LOB: 0 BB: 0 P: 14	R: 0 E: 0 K: 1 S: 9	H: 2 LOB: 1 BB: 0 P: 14	R: 0 E: 0 K: 0 S: 14	H: 0 LOB: 2 BB: 2 P: 24	R: 0 E: 0 K: 0 S: 4	H: 0 LOB: 0 BB: 1 P: 9	R: 0 E: 0 K: 1 S: 11	H: 0 LOB: 1 BB: 1 P: 18	R: 1 E: 0 K: 0 S: 13	H: 2 LOB: 0 BB: 0 P: 18	R: 0 E: 0 K: 1 S: 16	H: 2 LOB: 2 BB: 0 P: 21	1B: 6 2B: 2 3B: 0 HR: 1	SF: 0 SAC: 0 DP: 2 HBP: 0	WP: 0 PA: 39	
PITCHER	IP WLS BF H R ER SO ERA WHIP	IP WLS BF H R ER SO ERA WHIP	IP WLS BF H R ER SO ERA WHIP	IP WLS BF H R ER SO ERA WHIP	IP WLS BF H R ER SO ERA WHIP	IP WLS BF H R ER SO ERA WHIP	IP WLS BF H R ER SO ERA WHIP	IP WLS BF H R ER SO ERA WHIP	IP WLS BF H R ER SO ERA WHIP	IP WLS BF H R ER SO ERA WHIP	IP WLS BF H R ER SO ERA WHIP	IP WLS BF H R ER SO ERA WHIP	IP WLS BF H R ER SO ERA WHIP	IP WLS BF H R ER SO ERA WHIP	IP WLS BF H R ER SO ERA WHIP	IP WLS BF H R ER SO ERA WHIP	IP WLS BF H R ER SO ERA WHIP	IP WLS BF H R ER SO ERA WHIP	IP WLS BF H R ER SO ERA WHIP	IP WLS BF H R ER SO ERA WHIP	IP WLS BF H R ER SO ERA WHIP	IP WLS BF H R ER SO ERA WHIP	IP WLS BF H R ER SO ERA WHIP	IP WLS BF H R ER SO ERA WHIP
Kevin Millwood, R ERA: 3.2	4.2	17	5	1	1	1	0	0	0	0	0	0	0	0	0	0	0	19	35	0.00	2.250			
63 Rafael Betancourt, R ERA: 1.59	1.1	7	0	0	0	2	3	0	0	0	0	0	0	0	0	0	0	13	21	0.00	0.500			
59 Matt Miller, R ERA:	2.0	6	0	0	0	1	1	0	0	0	0	0	0	0	0	0	0	5	7	27.00	6.000			
Arthur Rhodes, L ERA: 1.29	0.1	3	2	1	1	0	0	0	0	0	0	0	0	0	0	0	0	24	32	0.00	1.200			
Bob Howry, R ERA: 2.66	1.2	W	6	2	0	0	1	0	0	0	0	0	0	0	0	0	0	24	32	0.00	1.200			

Minnesota Twins @ Cleveland Indians
Jacobs Field, Cleveland, OH
Wed May 25 2005, 7:05 PM EDT
Att: 15,794 - Clear - 63 F

AB	35
R	2
H	9
RBI	2
BB	4
SO	5
LOB	14



Batter	1	2	3	4	5	6	7	8	9	10	AB	R	H	RBI	BB	SO	LOB	BOTTOM					
24 Grady Sizemore, L OBP: 0.315, SLG: 0.436 (1, 8)	G4-3		G6-3			1B				SH1-4	4	0	1	0	0	0	0						
Casey Blake, R OBP: 0.306, SLG: 0.371 (1, 9)	G3					F9		G5-3		G6-3	5	0	1	0	0	0	3						
48 Travis Hafner, L OBP: 0.368, SLG: 0.449 (1, 10)	F7					G6-4-3 1B		F9		L8	5	0	1	1	0	0	2						
Ben Broussard, L OBP: 0.327, SLG: 0.456 (1, 3)		1B				L6		G6-3		HR	4	1	2	1	0	0	0						
Jody Gerut, L OBP: 0.440, SLG: 0.571 (1, 7)		L7						E7 1B SF8		FC4-6 BB	3	1	0	0	1	0	1						
Josh Bard, S OBP: 0.238, SLG: 0.308 (1, 2)		F8				G3-1		G3-1 1B		K	4	0	1	0	0	1	2						
Aaron Boone, R OBP: 0.214, SLG: 0.275 (1, 5)		G5-3						SF8		FC4-6	3	0	1	1	0	0	2						
Alex Cora, L OBP: 0.266, SLG: 0.311 (1, 4)						G4-3		F8		F7	4	0	1	0	0	0	2						
2 Johnny Peralta, R OBP: 0.316, SLG: 0.514 41 Victor Martinez, S OBP: 0.268, SLG: 0.277 Ronnie Belliard, R OBP: 0.324, SLG: 0.434 (10, PH) (10, PR)						K		F8		24 SH1-4 1B BB	3	0	0	0	0	2	2						
											0	0	0	0	1	0	0						
											0	1	0	0	0	0	0						
Inning Stats	R: 0 E: 0 K: 0 S: 5	H: 0 LOB: 0 BB: 0 P: 5	R: 0 E: 0 K: 0 S: 7	H: 1 LOB: 1 BB: 0 P: 14	R: 0 E: 0 K: 1 S: 8	H: 0 LOB: 0 BB: 0 P: 13	R: 0 E: 0 K: 0 S: 11	H: 1 LOB: 0 BB: 0 P: 16	R: 0 E: 0 K: 0 S: 8	H: 1 LOB: 1 BB: 0 P: 11	R: 0 E: 0 K: 0 S: 5	H: 1 LOB: 1 BB: 0 P: 6	R: 1 E: 1 K: 1 S: 12	H: 2 LOB: 2 BB: 0 P: 15	R: 0 E: 0 K: 0 S: 4	H: 0 LOB: 0 BB: 0 P: 7	R: 1 E: 0 K: 1 S: 10	H: 1 LOB: 1 BB: 1 P: 19	R: 1 E: 0 K: 0 S: 7	H: 1 LOB: 1 BB: 1 P: 15	1B: 7 2B: 0 3B: 0 HR: 1	SF: 1 SAC: 1 DP: 1 HBP: 0	WP: 0 PA: 39
PITCHER	IP WLS BF H R ER SO ERA WHIP	IP WLS BF H R ER SO ERA WHIP	IP WLS BF H R ER SO ERA WHIP	IP WLS BF H R ER SO ERA WHIP	IP WLS BF H R ER SO ERA WHIP	IP WLS BF H R ER SO ERA WHIP	IP WLS BF H R ER SO ERA WHIP	IP WLS BF H R ER SO ERA WHIP	IP WLS BF H R ER SO ERA WHIP	IP WLS BF H R ER SO ERA WHIP	IP WLS BF H R ER SO ERA WHIP	IP WLS BF H R ER SO ERA WHIP	IP WLS BF H R ER SO ERA WHIP	IP WLS BF H R ER SO ERA WHIP	IP WLS BF H R ER SO ERA WHIP	IP WLS BF H R ER SO ERA WHIP	IP WLS BF H R ER SO ERA WHIP	IP WLS BF H R ER SO ERA WHIP	IP WLS BF H R ER SO ERA WHIP	IP WLS BF H R ER SO ERA WHIP	IP WLS BF H R ER SO ERA WHIP	IP WLS BF H R ER SO ERA WHIP	IP WLS BF H R ER SO ERA WHIP
Carlos Silva, R ERA: 2.85	8.0	30	6	1	1	1	1	0	0	0	0	0	0	0	0	0	0	10	19	9.00	2.000		
36 Joe Nathan, R ERA: 2.21	1.0	B	5	1	1	1	1	0	0	0	0	0	0	0	0	0	0	3	9	13.50	1.500		
Juan Rincon, R ERA: 3.0	0.2	L	3	0	1	1	0	0	0	0	0	0	0	0	0	0	0	4	6	∞	∞		
J.C. Romero, L ERA: 0.98	0.0		1	1	0	0	0	0	0	0	0	0	0	0	0	0	0	4	6	∞	∞		

Minnesota Twins @ Cleveland Indians
Jacobs Field, Cleveland, OH
Wed May 25 2005, 7:05 PM EDT
Att: 15,794 - Clear - 63 F

AB	35
R	3
H	8
RBI	3
BB	2
SO	3
LOB	14



Batter	1	2	3	4	5	6	7	8	9	10	11	AB	R	H	RBI	BB	SO	LOB	TOP					
Shannon Stewart, R OBP: 0.343, SLG: 0.398 (1, 7)	G6-4-3 BB		P3		G6-3		F9		P4		HR	5	1	1	1	1	0	3						
Juan Castro, R OBP: 0.303, SLG: 0.361 (1, 6)	G6-4-3			20 E 20 1B 2B	L9			F9		G6-3		5	1	0	0	1	0	1						
20 Lew Ford, R OBP: 0.361, SLG: 0.399 (1, 10)	K			E5 2B	K			P3		E6 G3-1 1B		5	1	2	0	0	2	0						
Matthew LeCroy, R OBP: 0.371, SLG: 0.471 33 Justin Morneau, L OBP: 0.369, SLG: 0.558 (8, 3)		K		G5-3		P3		E5		G3-1 IBB		4	0	0	0	0	1	2						
Tori Hunter, R OBP: 0.316, SLG: 0.412 (1, 8)	G6-3			1B 2B		G5-3		G6-3		G3-1		5	1	1	2	0	0	3						
Jacque Jones, L OBP: 0.385, SLG: 0.451 (1, 9)	K			55 1B 2H 3H 1B		G4-3			K		IBB	4	0	1	1	1	2	0						
5 Michael Cuddyer, R OBP: 0.315, SLG: 0.388 (1, 5)			55 1B G6-4-3 BB		F8			G5-3		P4		4	1	0	0	1	1	4						
55 Mike Redmond, R OBP: 0.405, SLG: 0.361 (1, 2)			G6-4-3 1B		FC5-4 1B							3	0	2	0	2	0	0						
Luis Rivas, R OBP: 0.253, SLG: 0.203 Terry Tiffee, S OBP: 0.254, SLG: 0.333 38 Luis Antonio Rodriguez (9R) OBP: 0.286, SLG: 0.286 (9, 4)	G6-4-3		G6-4-3		FC5-4							3	0	0	0	0	1	4						
Inning Stats	R: 0 E: 0 K: 1 S: 6	H: 0 LOB: 0 BB: 1 P: 11	R: 0 E: 0 K: 2 S: 9	H: 0 LOB: 0 BB: 0 P: 14	R: 1 E: 0 K: 0 S: 6	H: 1 LOB: 0 BB: 1 P: 10	R: 3 E: 1 K: 0 S: 11	H: 4 LOB: 2 BB: 1 P: 22	R: 0 E: 0 K: 1 S: 7	H: 0 LOB: 0 BB: 0 P: 8	R: 0 E: 0 K: 0 S: 8	H: 0 LOB: 1 BB: 1 P: 16	R: 0 E: 1 K: 0 S: 11	H: 0 LOB: 1 BB: 0 P: 17	R: 0 E: 0 K: 1 S: 8	H: 1 LOB: 2 BB: 1 P: 16	R: 0 E: 1 K: 1 S: 7	H: 1 LOB: 3 BB: 2 P: 19	R: 1 E: 0 K: 0 S: 11	H: 1 LOB: 0 BB: 0 P: 17	1B: 6 2B: 1 3B: 0 HR: 1	SF: 0 SAC: 0 DP: 2 HBP: 0	WP: 0 PB: 0 SB: 0 CS: 0	PA: 47
PITCHER	IP ERA WLS BF H R ER SO BB IBB HBP BLK WP HR S P ERA WHIP	3.59 7 1 0 0 1 0 2 0 0 0 0 0 9 22 0.00 0.750	2.08 4 1 1 1 0 0 0 0 0 0 0 0 1 11 9.00 1.000	PITCHER										IP ERA WLS BF H R ER SO BB IBB HBP BLK WP HR S P ERA WHIP	11.0 4.15 3.59 36 6 4 4 6 5 70 118 4.15 1.269									

Minnesota Twins @ Cleveland Indians
Jacobs Field, Cleveland, OH
Thu May 26 2005, 7:05 PM EDT
Att. 19,161 - Party Cloudy - 73 F

AB	40
R	5
H	8
RBI	4
BB	7
SO	7
LOB	17



Batter	1	2	3	4	5	6	7	8	9	10	11	AB	R	H	RBI	BB	SO	LOB	BOTTOM					
24 Grady Sizemore, L OBP: 0.310, SLG: 0.432 (1, 8)	P3	K			G3		3B 2B	K2-3			K	6	1	1	1	0	3	4						
Casey Blake, R OBP: 0.313, SLG: 0.395 (1, 9)	1B 2B				G5-3		2H 3B			G6-3		6	1	3	1	0	1	1						
48 Travis Hafner, L OBP: 0.386, SLG: 0.441 (1, 10)	K				F9					1B		5	0	1	0	1	2	4						
Ben Broussard, L OBP: 0.325, SLG: 0.451 José Hernández, R OBP: 0.269, SLG: 0.302 (10, 3)	E 1B				F7-3					F9		4	0	1	1	0	2	2						
Jody Gerut, L OBP: 0.452, SLG: 0.556 (1, 7)	E5				F8					G6-3		6	0	3	0	0	0	4						
Josh Bard, S OBP: 0.239, SLG: 0.302 Ryan Ludwick, R OBP: 0.326, SLG: 0.525 41 Victor Martínez, S OBP: 0.270, SLG: 0.282 (9, 2)	P4				P5					FC1-6 1B		4	0	1	0	0	0	4						
Aaron Boone, R OBP: 0.214, SLG: 0.272 (1, 5)	24 S 1B				F7					G5-3		5	0	1	0	0	0	4						
Alex Cora, L OBP: 0.273, SLG: 0.319 (1, 6)	K				F7							4	1	1	0	1	1	3						
Ronnie Belliard, R OBP: 0.327, SLG: 0.440 (1, 4)	F9									2B 2B		5	1	2	1	0	1	4						
Inning Stats	R: 1 E: 1 K: 1 S: 19	H: 3 LOB: 2 BB: 0 P: 25	R: 0 E: 0 K: 2 S: 13	H: 1 LOB: 1 BB: 0 P: 16	R: 0 E: 0 K: 0 S: 8	H: 1 LOB: 0 BB: 0 P: 10	R: 0 E: 0 K: 0 S: 8	H: 1 LOB: 1 BB: 0 P: 12	R: 0 E: 0 K: 0 S: 7	H: 1 LOB: 1 BB: 0 P: 7	R: 3 E: 0 K: 2 S: 22	H: 4 LOB: 1 BB: 1 P: 34	R: 0 E: 0 K: 2 S: 10	H: 1 LOB: 2 BB: 1 P: 15	R: 0 E: 0 K: 0 S: 10	H: 1 LOB: 1 BB: 0 P: 16	R: 0 E: 0 K: 0 S: 7	H: 1 LOB: 1 BB: 1 P: 8	R: 0 E: 0 K: 2 S: 11	H: 1 LOB: 2 BB: 1 P: 21	1B: 11 2B: 5 3B: 1 HR: 0	SF: 0 SAC: 0 DP: 1 HBP: 0	WP: 0 PB: 0 SB: 0 CS: 0	PA: 50
PITCHER	IP ERA WLS BF H R ER SO BB IBB HBP BLK WP HR S P ERA WHIP	3.84 1.0 3 29 12 4 4 4 0 0 0 0 0 0 10 18 6.00 2.000	0.93 1.1 6 1 0 0 2 1 0 0 0 0 0 0 11 16 0.00 1.500	2.79 0.2 3 1 0 0 0 0 0 0 0 0 0 0 9 15 0.00 1.500	4.42 1.0 W 4 1 0 0 0 0 0 0 0 0 0 7 8 0.00 1.000	PITCHER										IP ERA WLS BF H R ER SO BB IBB HBP BLK WP HR S P ERA WHIP	11.0 2.11 1.0 5 1 0 0 2 1 0 0 0 0 0 11 21 0.00 2.000							

Minnesota Twins @ Cleveland Indians
Jacobs Field, Cleveland, OH
Thu May 26 2005, 7:05 PM EDT
Att. 19,161 - Party Cloudy - 73 F

AB	48
R	4
H	16
RBI	4
BB	2
SO	10
LOB	31



Batter	1	2	3	4	5	6	7	8	9	AB	R	H	RBI	BB	SO	LOB	TOP								
Jason Kendall, R OBP: 0.319, SLG: 0.290	1-2 BB 21 BB G3-2-3 1B	1-1 F9						3-2 F7		4	0	1	0	0	1	2									
21 Mark Kotsay, L OBP: 0.346, SLG: 0.385	4-0 BB 23 BB		2-2 F8				0-1 F7		1-1 BB 1B 2B	3	1	1	0	1	0	0									
23 Bobby Kielty, S OBP: 0.398, SLG: 0.410	4-1 BB		1-1 G5-3				1-1 F9		2-1 G6-3	3	0	0	0	1	0	1									
3 Eric Chavez, L OBP: 0.271, SLG: 0.308	1-3 K		2-3 K				1-2 G4-3		4-2 1B BB BB	3	0	0	0	1	2	3									
Keith Ginter, R OBP: 0.258, SLG: 0.313	1-0 G3-2-3						2-1 F9		1-1 F7	4	0	0	0	0	0	5									
Eric Byrnes, R OBP: 0.326, SLG: 0.398		1-0 F8					0-1 L5		4-2 1B BB	3	0	0	0	0	0	0									
Scott Hatteberg, L OBP: 0.342, SLG: 0.370							1-3 K		1-2 2-3 BB	0	0	0	0	1	0	0									
Nick Swisher, S OBP: 0.289, SLG: 0.364		0-1 F8 2B					1-3 K		3-2 1-2 2-3 3-H 1B	4	0	2	1	0	1	0									
Charles Thomas, L OBP: 0.260, SLG: 0.098										0	0	0	0	0	0	0									
29 Dan Johnson, L OBP: 0.260, SLG: 0.098		4-2 BB					0-3 K		0-0 L8 G4-3	3	0	0	0	1	1	3									
Marco Scutaro, R OBP: 0.333, SLG: 0.370		0-1 F8 2-3					1-0 F8		1-3 K	3	0	0	0	0	1	2									
Inning Stats	R: 0 E: 0 K: 1 S: 9	H: 1 LOB: 2 BB: 2 P: 20	R: 0 E: 0 K: 0 S: 10	H: 1 LOB: 2 BB: 1 P: 16	R: 0 E: 0 K: 1 S: 10	H: 0 LOB: 0 BB: 0 P: 15	R: 0 E: 0 K: 1 S: 9	H: 0 LOB: 0 BB: 0 P: 13	R: 0 E: 0 K: 2 S: 9	H: 0 LOB: 0 BB: 0 P: 12	R: 0 E: 0 K: 0 S: 7	H: 0 LOB: 0 BB: 0 P: 9	R: 0 E: 0 K: 0 S: 4	H: 0 LOB: 0 BB: 0 P: 5	R: 0 E: 0 K: 1 S: 8	H: 0 LOB: 0 BB: 0 P: 12	R: 1 E: 0 K: 0 S: 15	H: 2 LOB: 2 BB: 2 P: 33	1B: 2 2B: 2 3B: 0 HR: 0	SF: 0 SAC: 0 DP: 1 HBP: 0	WP: 0 PB: 0 SB: 0 CS: 0	PA: 35			
PITCHER	IP	WLS	BF	H	R	ER	SO	BB	IBB	HBP	BLK	WP	HR	S	P	ERA	WHIP								
31 Cliff Lee, L ERA: 3.32	6.0	W	22	2	0	0	5	3	0	0	0	0	0	54	85	0.00	0.833								
63 Rafael Betancourt, R ERA: 1.52	1.0	H	3	0	0	0	1	0	0	0	0	0	0	4	5	0.00	0.000								
Bob Howry, R ERA: 2.53	1.0	H	3	0	0	0	1	0	0	0	0	0	0	8	12	0.00	0.000								
Bob Wickman, R ERA: 3.5	0.2	S	5	1	1	1	0	2	0	0	0	0	0	10	22	13.50	4.500								
David Riske, R ERA: 2.08	0.1	S	2	1	0	0	0	0	0	0	0	0	0	5	11	0.00	3.000								

Oakland Athletics @ Cleveland Indians
Jacobs Field, Cleveland, OH
Fri May 27 2005, 7:05 PM EDT
Att: 19,711 - Partly Cloudy - 73 F

AB 30
R 1
H 4
RBI 1
BB 5
SO 6
LOB 16



Batter	1	2	3	4	5	6	7	8	9	AB	R	H	RBI	BB	SO	LOB	BOTTOM								
24 Grady Sizemore, L OBP: 0.314, SLG: 0.434	0-2 S 48 S 1B									4	0	2	1	0	2	3									
Casey Blake, R OBP: 0.311, SLG: 0.388	2-3 K		0-1 P6							3	0	0	0	1	1	2									
48 Travis Hafner, L OBP: 0.383, SLG: 0.435	2-2 G1-3 1-2		3-3 K							4	1	1	0	0	2	3									
José Hernández, R OBP: 0.257, SLG: 0.288	1-1 P2		0-1 G5-3							3	0	0	0	0	1	1									
Ben Broussard, L OBP: 0.323, SLG: 0.448										1	0	0	0	0	1	1									
41 Victor Martínez, S OBP: 0.264, SLG: 0.274		1-2 F9								4	0	0	0	0	0	1									
Ronnie Belliard, R OBP: 0.331, SLG: 0.462		0-0 BB 2 SF8 1B								4	2	2	2	0	1	0									
Ryan Ludwick, R OBP: 0.333, SLG: 0.512		4-1 BB BB								1	0	0	0	1	0	0									
Jody Gerut, L OBP: 0.424, SLG: 0.517		1-2 BB BB								2	0	0	0	0	0	0									
Aaron Boone, R OBP: 0.216, SLG: 0.268		4-1 BB BB								2	0	0	0	1	0	0									
2 Jhonny Peralta, R OBP: 0.325, SLG: 0.538		1-0 SF8 3-H								1	1	1	1	1	0	0									
Inning Stats	R: 0 E: 0 K: 1 S: 11	H: 1 LOB: 1 BB: 0 P: 16	R: 0 E: 0 K: 1 S: 11	H: 1 LOB: 2 BB: 2 P: 22	R: 0 E: 0 K: 1 S: 7	H: 0 LOB: 0 BB: 0 P: 10	R: 0 E: 0 K: 1 S: 9	H: 0 LOB: 0 BB: 0 P: 14	R: 0 E: 0 K: 2 S: 12	H: 0 LOB: 2 BB: 2 P: 24	R: 0 E: 0 K: 1 S: 10	H: 0 LOB: 0 BB: 0 P: 16	R: 1 E: 0 K: 0 S: 7	H: 2 LOB: 1 BB: 0 P: 11	R: 2 E: 0 K: 1 S: 13	H: 2 LOB: 0 BB: 0 P: 18	1B: 4 2B: 0 3B: 1 HR: 1	SF: 1 SAC: 0 DP: 0 HBP: 0	WP: 0 PB: 0 SB: 2 CS: 0	PA: 34					
PITCHER	IP	WLS	BF	H	R	ER	SO	BB	IBB	HBP	BLK	WP	HR	S	P	ERA	WHIP								
Barry Zito, L ERA: 4.85	6.0	L	24	4	3	3	1	0	0	0	0	0	1	20	29	13.50	2.000								
Keiichi Yabu, R ERA: 4.01	2.0		10	4	3	3	1	0	0	0	0	0	0	20	29	13.50	2.000								

Oakland Athletics @ Cleveland Indians
Jacobs Field, Cleveland, OH
Fri May 27 2005, 7:05 PM EDT
Att: 19,711 - Partly Cloudy - 73 F

AB 29
R 4
H 6
RBI 4
BB 4
SO 8
LOB 11



Batter	1	2	3	4	5	6	7	8	9	AB	R	H	RBI	BB	SO	LOB	TOP					
21 Mark Kotsay, L (1, 8) OBP: 0.344, SLG: 0.383	G4-3		G4-3		K		L1		G4-3	5	0	0	0	0	1	1	Oakland Athletics @ Cleveland Indians Jacobs Field, Cleveland, OH Sun May 29 2005, 1:05 PM EDT Att: 25,737 - Sunny - 64 F					
14 Mark Ellis, R (1, 4) OBP: 0.345, SLG: 0.356	G4-3		K			SF7 1B		1B	K	5	1	2	0	0	2	1						
3 Eric Chavez, L (1, 5) OBP: 0.280, SLG: 0.323				G4-3		29 1B		K		3	0	1	0	1	1	1						
Scott Hatteberg, L (1, 10) OBP: 0.354, SLG: 0.374					29 BB	F7		1B		3	0	2	0	1	0	2						
29 Dan Johnson, L (1, 3) OBP: 0.333, SLG: 0.111	F8				1B			K		3	0	1	0	1	1	4						
Eric Byrnes, R (1, 7) 23 Bobby Kielty, S (8, PH) OBP: 0.391, SLG: 0.394		G6-3		F3		SF7		G4-3		2	0	0	1	0	0	2						
Marco Scutaro, R (1, 6) OBP: 0.329, SLG: 0.377		K		G6-3		G6-3			17 1B 21 WP	4	1	1	0	0	1	4						
Nick Swisher, S (1, 9) OBP: 0.267, SLG: 0.333		F7			G6-3		G3		K	4	0	0	0	0	1	1						
17 Adam Melhuse, S (1, 2) OBP: 0.120, SLG: 0.160				G6-3		G6-3		F9	21 G4-3 21 WP	4	0	1	0	0	0	0						
Inning Stats	R: 0 E: 0 K: 0 S: 6	H: 1 LOB: 2 BB: 1 P: 12	R: 0 E: 0 K: 1 S: 7	H: 0 LOB: 0 BB: 0 P: 12	R: 0 E: 0 K: 1 S: 5	H: 0 LOB: 0 BB: 0 P: 8	R: 0 E: 0 K: 0 S: 12	H: 1 LOB: 2 BB: 1 P: 23	R: 0 E: 0 K: 0 S: 6	H: 0 LOB: 0 BB: 0 P: 10	R: 1 E: 0 K: 0 S: 12	H: 2 LOB: 2 BB: 1 P: 23	R: 0 E: 0 K: 0 S: 14	H: 0 LOB: 2 BB: 0 P: 17	R: 0 E: 0 K: 2 S: 14	H: 2 LOB: 2 BB: 0 P: 17	R: 1 E: 0 K: 2 S: 12	H: 2 LOB: 1 BB: 0 P: 20	1B: 6 2B: 2 3B: 0 HR: 0	SF: 1 SAC: 0 DP: 0 HBP: 0	WP: 1 PB: 0 SB: 0 CS: 0	PA: 38
PITCHER	IP	WLS	BF	H	R	ER	SO	BB	IBB	HBP	BLK	WP	HR	S	P	ERA	WHIP					
37 Jake Westbrook, R (1, 1) ERA: 5.03	7.0	W	28	4	1	1	3	3	0	0	0	0	0	54	96	1.29	1.000					
Scott Sauerbeck, L (8, 1) ERA: 4.02	0.2		4	2	0	0	2	0	0	0	0	0	0	12	15	0.00	3.000					
59 Matt Miller, R (8, 1) ERA: 0.9	1.1	S	6	2	1	1	2	0	0	0	0	1	0	14	22	6.75	1.500					

AB	34
R	2
H	8
RBI	1
BB	3
SO	7
LOB	18



Batter	1	2	3	4	5	6	7	8	9	AB	R	H	RBI	BB	SO	LOB	BOTTOM					
24 Grady Sizemore, L (1, 8) OBP: 0.310, SLG: 0.420	G4-3		K	K			F7			4	0	0	0	0	2	0	Oakland Athletics @ Cleveland Indians Jacobs Field, Cleveland, OH Sun May 29 2005, 1:05 PM EDT Att: 25,737 - Sunny - 64 F					
Casey Blake, R (1, 9) OBP: 0.297, SLG: 0.367	L7		F9		F8		E5 CS 48 S			4	0	0	0	0	0	0						
48 Travis Hafner, L (1, 10) OBP: 0.383, SLG: 0.425	K				G3		K			3	0	0	0	1	2	1						
Ben Broussard, L (1, 3) OBP: 0.331, SLG: 0.469		41 G3-1 SF8 2B	F7		P6		CS	BB SF8-3-4 2B		4	2	2	0	0	0	1						
41 Victor Martinez, S (1, 2) OBP: 0.269, SLG: 0.305		G3-1		1B 3B 2B		HR		F7		4	2	2	1	0	0	2						
Jody Gerut, L (1, 7) OBP: 0.483, SLG: 0.514		BB BB		3B 1B		P5		BB IBB		2	1	1	0	2	0	0						
Ronnie Belliard, R (1, 4) OBP: 0.345, SLG: 0.473		SF8		K		G6-3 BB		BB BB		1	0	0	1	2	1	2						
Alex Cora, L (1, 6) OBP: 0.282, SLG: 0.344		SAFE 4-0		1-H G5-3 3B		G6-3		SF8-3-4		2	1	1	3	1	0	1						
José Hernández, R (1, 5) OBP: 0.247, SLG: 0.275				G5-3		K				3	0	0	1	0	2	3						
Inning Stats	R: 0 E: 0 K: 1 S: 10	H: 0 LOB: 0 BB: 0 P: 16	R: 1 E: 0 K: 1 S: 8	H: 1 LOB: 2 BB: 2 P: 20	R: 0 E: 0 K: 1 S: 11	H: 0 LOB: 1 BB: 1 P: 18	R: 3 E: 0 K: 2 S: 18	H: 3 LOB: 0 BB: 0 P: 25	R: 0 E: 0 K: 0 S: 6	H: 0 LOB: 0 BB: 0 P: 12	R: 1 E: 0 K: 1 S: 13	H: 1 LOB: 1 BB: 1 P: 23	R: 0 E: 1 K: 0 S: 11	H: 0 LOB: 0 BB: 0 P: 16	R: 1 E: 0 K: 0 S: 5	H: 1 LOB: 1 BB: 2 P: 14	1B: 1 2B: 4 3B: 1 HR: 1	SF: 2 SAC: 0 DP: 1 HBP: 0	WP: 0 PB: 0 SB: 1 CS: 1	PA: 36		
PITCHER	IP	WLS	BF	H	R	ER	SO	BB	IBB	HBP	BLK	WP	HR	S	P	ERA	WHIP					
Seth Etherton, R (1, 1) ERA: 6.62	5.1	L	25	5	5	5	5	4	0	0	0	0	0	61	105	8.44	1.688					
Juan Cruz, R (6, 1) ERA: 7.2	1.2		5	0	0	0	2	0	0	0	0	0	0	16	25	0.00	0.000					
20 Huston Street, R (8, 1) ERA: 2.08	1.0		5	1	1	1	0	1	1	0	0	0	0	5	14	9.00	2.000					

AB	27
R	6
H	6
RBI	6
BB	6
SO	7
LOB	10



Batter	1	2	3	4	5	6	7	8	9	AB	R	H	RBI	BB	SO	LOB	TOP					
24 Grady Sizemore, L OBP: 0.303, SLG: 0.410	F7		F7			E3	G4-6-3		G4-6-3								4 0 0 0 0 0 2					
Alex Cora, L OBP: 0.271, SLG: 0.330	P6		G1-3			G4-6-3	G4-3		G4-3								4 0 0 0 0 0 2					
48 Travis Hafner, L OBP: 0.390, SLG: 0.429	1B		BB			1B			E3								3 0 2 0 1 0 0					
Juan Gonzalez, R Casey Blake, R OBP: 0.292, SLG: 0.360	G5-3		G1-3			FC6-4 41 HR	G6-4-3		G6-4-3								1 0 0 0 0 0 1 3 1 0 0 0 0 3					
Ben Broussard, L						F8			G4-3								4 2 2 1 0 0 1					
41 Victor Martinez, S						G4-3											3 1 2 2 1 0 0					
Jody Gerut, L						G4-3											4 0 1 1 0 1 1					
José Hernández, R						F9											4 0 1 0 0 1 3					
2 Jhonny Peralta, R						G6-3											4 0 1 0 0 0 3					
Inning Stats	R: 0 E: 0 K: 0 S: 10	H: 1 LOB: 1 BB: 0 P: 14	R: 1 E: 0 K: 0 S: 14	H: 3 LOB: 1 BB: 0 P: 21	R: 0 E: 0 K: 0 S: 8	H: 0 LOB: 0 BB: 1 P: 16	R: 1 E: 0 K: 0 S: 6	H: 1 LOB: 0 BB: 0 P: 10	R: 0 E: 1 K: 0 S: 7	H: 0 LOB: 0 BB: 0 P: 9	R: 2 E: 0 K: 0 S: 10	H: 2 LOB: 0 BB: 0 P: 13	R: 0 E: 0 K: 0 S: 5	H: 2 LOB: 1 BB: 0 P: 7	R: 0 E: 1 K: 0 S: 12	H: 0 LOB: 0 BB: 0 P: 18	R: 0 E: 0 K: 2 S: 11	H: 0 LOB: 1 BB: 1 P: 19	1B: 6 2B: 1 3B: 0 HR: 2	SF: 0 SAC: 0 DP: 4 HBP: 0	WP: 0 PB: 0 SB: 0 CS: 0	PA: 36
PITCHER	IP	WLS	BF	H	R	ER	SO	BB	IBB	HBP	BLK	WP	HR	S	P	ERA	WHIP					
Carlos Silva, R ERA: 3.09	7.0	L	29	9	4	4	0	1	0	0	0	0	2	60	90	5.14	1.429					
Terry Mulholland, L ERA: 4.12	1.1		5	0	0	0	1	1	0	0	0	0	0	18	29	0.00	0.750					
Juan Rincon, R ERA: 2.57	0.2		2	0	0	0	1	0	0	0	0	0	0	5	8	0.00	0.000					

Cleveland Indians @ Minnesota Twins
Hubert H. Humphrey Metrodome, Minneapolis, MN

AB 34
R 4
H 9
RBI 4
BB 2
SO 2
LOB 16



WP: 0 PA: 36
PB: 0
SB: 0
CS: 0

Cleveland Indians @ Minnesota Twins
Hubert H. Humphrey Metrodome, Minneapolis, MN

AB 34
R 3
H 8
RBI 3
BB 2
SO 4
LOB 11



WP: 0 PA: 36
PB: 0
SB: 1
CS: 0

Batter	1	2	3	4	5	6	7	8	9	AB	R	H	RBI	BB	SO	LOB	BOTTOM					
Shannon Stewart, R OBP: 0.348, SLG: 0.427	G4-3	L5				K	G4-3										4 0 0 0 0 1 1					
7 Joe Mauer, L OBP: 0.390, SLG: 0.431	G4-3		K			E1			G6-3								4 0 1 0 0 1 0					
20 Lew Ford, R OBP: 0.352, SLG: 0.386	1B		G6-3			G5-3			K								4 0 1 0 0 1 1					
Matthew LeCroy, R OBP: 0.352, SLG: 0.435	F9		P3			F8			BB								3 0 0 0 1 0 1 0 0 0 0 0 0 0 0 0 0 0 0 0 0					
Luis Rivas, R 38 Luis Antonio Rodriguez, S OBP: 0.283, SLG: 0.203						G6-3											4 0 1 0 0 0 1					
Tori Hunter, R OBP: 0.305, SLG: 0.398			G3			G6-3			P4								4 0 1 0 0 0 1					
Jacque Jones, L OBP: 0.373, SLG: 0.430			BB			G6-3			K								4 1 2 0 0 1 0					
5 Michael Cuddyer, R OBP: 0.324, SLG: 0.369			BB			G4-6-3			F8								3 2 1 0 1 0 2					
8 Nick Punto, S OBP: 0.346, SLG: 0.400	F9					G4-3			G6-3								4 0 1 0 0 0 4					
Juan Castro, R OBP: 0.303, SLG: 0.435						G6-3			F8								3 0 1 3 0 0 0 1 0 0 0 0 0 1					
33 Justin Morneau, L OBP: 0.342, SLG: 0.534																						
Inning Stats	R: 0 E: 0 K: 0 S: 8	H: 1 LOB: 1 BB: 0 P: 12	R: 2 E: 0 K: 0 S: 13	H: 2 LOB: 1 BB: 1 P: 23	R: 0 E: 0 K: 1 S: 7	H: 0 LOB: 0 BB: 0 P: 9	R: 0 E: 0 K: 0 S: 6	H: 2 LOB: 1 BB: 0 P: 7	R: 0 E: 1 K: 1 S: 12	H: 1 LOB: 1 BB: 0 P: 15	R: 0 E: 0 K: 0 S: 4	H: 0 LOB: 0 BB: 0 P: 5	R: 1 E: 0 K: 0 S: 8	H: 1 LOB: 0 BB: 0 P: 13	R: 0 E: 0 K: 1 S: 8	H: 0 LOB: 1 BB: 1 P: 15	R: 0 E: 0 K: 1 S: 13	H: 1 LOB: 1 BB: 0 P: 18	1B: 6 2B: 2 3B: 0 HR: 0	SF: 0 SAC: 0 DP: 1 HBP: 0	WP: 0 PB: 0 SB: 1 CS: 0	PA: 36
PITCHER	IP	WLS	BF	H	R	ER	SO	BB	IBB	HBP	BLK	WP	HR	S	P	ERA	WHIP					
CC Sabathia, L ERA: 3.58	7.2	W	31	7	3	3	3	2	0	0	0	0	0	63	95	3.52	1.174					
Bob Howry, R ERA: 2.39	0.1	H	1	0	0	0	0	0	0	0	0	0	0	3	4	0.00	0.000					
Bob Wickman, R ERA: 3.32	1.0	S	4	1	0	0	1	0	0	0	0	0	0	13	18	0.00	1.000					

Tue May 31 2005, 8:10 PM EDT
Att: 15,494 - Dome - 70 F

livebaseballscores.com

livebaseballscores.com

Batter	1	2	3	4	5	6	7	8	9	AB	R	H	RBI	BB	SO	LOB	TOP				
24 Grady Sizemore, L OBP: 0.297, SLG: 0.401			F7							4	0	0	0	0	3	0	Cleveland Indians @ Minnesota Twins Hubert H. Humphrey Metrodome, Minneapolis, MN Wed Jun 01 2005, 8:10 PM EDT Att: 20,739 - Dome - 70 F				
Casey Blake, R OBP: 0.291, SLG: 0.358	G6-3		F8					G6-3		4	0	1	0	0	0	0					
48 Travis Hafner, L OBP: 0.393, SLG: 0.438		2B			G6-3			G1-3		4	1	2	0	0	0	1					
Ben Broussard, L OBP: 0.333, SLG: 0.506		2B						F7		4	1	1	2	0	2	2					
41 Victor Martinez, S OBP: 0.279, SLG: 0.329	G4-3							G3		4	0	1	0	0	0	1					
Ronnie Belliard, R OBP: 0.343, SLG: 0.468			F7					G6-3		4	0	1	0	0	0	0					
Jody Gerut, L OBP: 0.429, SLG: 0.465					G6-3					4	0	1	0	0	1	2					
Aaron Boone, R OBP: 0.207, SLG: 0.256								L8		3	0	0	0	0	1	1					
2 Johnny Peralta, R OBP: 0.328, SLG: 0.526								FC5-4		3	0	0	0	0	1	1					
Inning Stats	R: 2 H: 2 E: 0 K: 1 S: 15	H: 2 LOB: 0 BB: 0 P: 24	R: 0 H: 0 E: 0 K: 2 S: 12	H: 0 LOB: 0 BB: 0 P: 16	R: 0 H: 0 E: 0 K: 1 S: 7	H: 0 LOB: 0 BB: 0 P: 9	R: 0 H: 2 E: 0 K: 1 S: 14	H: 2 LOB: 2 BB: 0 P: 18	R: 0 H: 0 E: 0 K: 1 S: 6	H: 0 LOB: 0 BB: 0 P: 8	R: 0 H: 1 E: 0 K: 0 S: 11	H: 1 LOB: 1 BB: 0 P: 14	R: 0 H: 1 E: 0 K: 2 S: 11	H: 1 LOB: 1 BB: 0 P: 16	R: 0 H: 0 E: 0 K: 0 S: 5	H: 0 LOB: 0 BB: 0 P: 8	1B: 5 2B: 1 3B: 0 HR: 1	SF: 0 SAC: 0 DP: 0 HBP: 0	WP: 0 PB: 0 SB: 0 CS: 0	PA: 34	
PITCHER	IP	WLS	BF	H	R	ER	SO	BB	IBB	HBP	BLK	WP	HR	S	P	ERA	WHIP				
Brad Radke, R ERA: 3.73	(1, 1)	7.0	W	27	6	2	2	6	0	0	0	0	1	76	105	2.57	0.857				
J.C. Romero, L ERA: 1.74	(8, 1)	1.0		4	1	0	0	2	0	0	0	0	0	11	14	0.00	1.000				
2B Jesse Crain, R ERA: 0.92	(9, 1)	1.0		3	0	0	0	0	0	0	0	0	0	5	8	0.00	0.000				

AB	34
R	2
H	7
RBI	2
BB	0
SO	8
LOB	8



Batter	1	2	3	4	5	6	7	8	9	AB	R	H	RBI	BB	SO	LOB	BOTTOM				
Shannon Stewart, R OBP: 0.353, SLG: 0.426										3	1	1	0	2	1	0	Cleveland Indians @ Minnesota Twins Hubert H. Humphrey Metrodome, Minneapolis, MN Wed Jun 01 2005, 8:10 PM EDT Att: 20,739 - Dome - 70 F				
Brent Abernathy, R OBP: 0.333, SLG: 0.333	P3		F7							3	0	1	0	0	0	1					
8 Nick Punto, S OBP: 0.344, SLG: 0.397										1	1	0	0	0	1	1					
20 Lew Ford, R OBP: 0.359, SLG: 0.398										5	2	3	0	0	1	1					
33 Justin Morneau, L OBP: 0.344, SLG: 0.526										4	1	1	0	1	3	2					
Tori Hunter, R OBP: 0.322, SLG: 0.441										5	1	5	6	0	0	0					
Jacque Jones, L OBP: 0.374, SLG: 0.438										4	0	1	0	1	2	3					
5 Michael Cuddyer, R OBP: 0.328, SLG: 0.368										3	0	1	0	1	1	4					
55 Mike Redmond, R OBP: 0.316, SLG: 0.275	FC5-4-2									4	0	0	0	0	1	5					
Juan Castro, R OBP: 0.290, SLG: 0.416	P4									4	0	0	0	0	1	4					
Inning Stats	R: 0 H: 1 E: 0 K: 2 S: 17	H: 2 LOB: 2 BB: 0 P: 22	R: 0 H: 2 E: 0 K: 1 S: 12	H: 2 LOB: 2 BB: 0 P: 19	R: 4 H: 4 E: 0 K: 1 S: 15	H: 4 LOB: 2 BB: 2 P: 27	R: 0 H: 1 E: 0 K: 1 S: 10	H: 1 LOB: 1 BB: 0 P: 16	R: 0 H: 1 E: 0 K: 1 S: 7	H: 1 LOB: 1 BB: 0 P: 10	R: 2 H: 3 E: 0 K: 2 S: 12	H: 3 LOB: 3 BB: 2 P: 20	R: 0 H: 0 E: 0 K: 1 S: 12	H: 0 LOB: 1 BB: 1 P: 20	R: 0 H: 1 E: 0 K: 2 S: 11	H: 1 LOB: 1 BB: 0 P: 12	1B: 8 2B: 3 3B: 1 HR: 1	SF: 0 SAC: 1 DP: 0 HBP: 0	WP: 1 PB: 0 SB: 1 CS: 0	PA: 42	
PITCHER	IP	WLS	BF	H	R	ER	SO	BB	IBB	HBP	BLK	WP	HR	S	P	ERA	WHIP				
31 Cliff Lee, L ERA: 3.62	(1, 1)	5.0	L	26	9	4	4	6	2	0	0	0	0	61	94	7.20	2.200				
63 Rafael Betancourt, R ERA: 2.49	(6, 1)	1.0		8	3	2	2	2	1	1	0	0	0	12	20	18.00	4.000				
David Riske, R ERA: 1.88	(7, 1)	2.0		8	1	0	0	3	1	0	0	0	0	23	32	0.00	1.000				

AB	36
R	6
H	13
RBI	6
BB	5
SO	11
LOB	21



Batter	1	2	3	4	5	6	7	8	9	AB	R	H	RBI	BB	SO	LOB	TOP					
24 Grady Sizemore, L (1, 8) OBP: 0.294, SLG: 0.396	1-2 1B		2-3 K	1-3 K			0-3 K		1-0 F7	5	0	1	0	0	3	1						
Casey Blake, R (1, 9) OBP: 0.282, SLG: 0.349	2-2 F7		2-1 41 BB G6-3		1-1 P3		3-3 K			4	1	1	0	0	1	1						
48 Travis Hafner, L (1, 10) OBP: 0.398, SLG: 0.432	0-0 F9		1-0 G6-3 41 BB HR		1-0 HBP		0-3 K			2	1	0	0	0	1	1						
41 Victor Martinez, S (1, 2) OBP: 0.280, SLG: 0.337	0-0 G3		4-2 G6-3 HR		3-2 F7			4-2 G6-3 BB		2	1	0	0	2	0	2						
Ben Broussard, L (1, 3) OBP: 0.328, SLG: 0.500		4-2 1B HBP	0-0 G6-3		1-0 F8			1-1 G6-3		3	0	0	1	0	0	4						
Coco Crisp, S (1, 7) OBP: 0.348, SLG: 0.463	0-0 L5-3 1B		1-1 HR		3-1 F8			0-0 G1-3		4	1	2	3	0	0	0						
Ronnie Belliard, R (1, 4) OBP: 0.337, SLG: 0.454	1-1 L5-3		1-2 G5-3		1-1 G5-3			0-0 G5-3		4	0	0	0	0	0	2						
Alex Cora, L (1, 6) OBP: 0.288, SLG: 0.340	1-1 HBP			2-2 G5-4-3 1B		0-2 1B		3-2 P5		3	0	2	0	0	0	0						
Aaron Boone, R (1, 5) OBP: 0.203, SLG: 0.252	2-3 K		0-0 G5-4-3		1-2 F9			0-1 24 DI 1B		3	0	0	0	0	1	4						
Jody Gerut, L (9, PH) OBP: 0.411, SLG: 0.429										1	0	1	0	0	0	0						
Inning Stats	R: 0 E: 0 K: 0 S: 8	H: 1 LOB: 1 BB: 0 P: 11	R: 0 E: 0 K: 1 S: 11	H: 1 LOB: 2 BB: 0 P: 19	R: 4 E: 0 K: 1 S: 16	H: 2 LOB: 0 BB: 1 P: 27	R: 0 E: 0 K: 1 S: 7	H: 1 LOB: 0 BB: 0 P: 10	R: 0 E: 0 K: 0 S: 6	H: 0 LOB: 1 BB: 0 P: 12	R: 0 E: 0 K: 0 S: 10	H: 1 LOB: 1 BB: 0 P: 15	R: 0 E: 0 K: 3 S: 10	H: 0 LOB: 0 BB: 0 P: 13	R: 0 E: 0 K: 0 S: 9	H: 0 LOB: 0 BB: 1 P: 14	R: 0 E: 0 K: 0 S: 9	H: 1 LOB: 1 BB: 0 P: 13	1B: 5 2B: 2 3B: 0 HR: 1	SF: 0 SAC: 0 DP: 3 HBP: 4	WP: 0 PB: 0 SB: 0 CS: 0	PA: 37
PITCHER	IP	WLS	BF	H	R	ER	SO	BB	IBB	HBP	BLK	WP	HR	S	P	ERA	WHIP					
Orlando Hernandez, R (1, 1) ERA: 4.15	6.0	W	27	6	4	4	3	1	0	4	0	0	1	58	94	6.00	1.167					
Neal Cotts, L (7, 1) ERA: 3.0	2.0	H	6	0	0	0	3	1	0	0	0	0	0	19	27	0.00	0.500					
Dustin Hermanson, R (9, 1) ERA: 0.78	1.0	S	4	1	0	0	0	0	0	0	0	0	0	9	13	0.00	1.000					

Cleveland Indians @ Chicago White Sox
U.S. Cellular Field, Chicago, IL
Fri Jun 03 2005, 8:05 PM EDT
Att: 23,132 - Cloudy - 63 F

AB 31
R 4
H 7
RBI 4
BB 2
SO 6
LOB 15



Batter	1	2	3	4	5	6	7	8	9	AB	R	H	RBI	BB	SO	LOB	BOTTOM				
22 Scott Podsednik, L (1, 7) OBP: 0.376, SLG: 0.328	2-1 G6-3 1B		1-1 G6-3		0-0 G6-3		2-1 CS 1B			4	1	2	0	0	0	0					
Tadahito Iguchi, R (1, 4) OBP: 0.347, SLG: 0.439	0-1 G6-3		0-1 G5-3		0-2 G5-3		0-1 CS	1-1 L4		4	0	0	0	0	0	1					
Aaron Rowand, R (1, 8) OBP: 0.343, SLG: 0.426	1-2 14 1B		0-1 G1-3		0-0 14 SF9 1B		1-2 G6-3			4	2	2	1	0	0	0					
14 Paul Konerko, R (1, 3) OBP: 0.339, SLG: 0.463	1-0 1B 23 1B		1-3 K		2-2 23 WP 1B		1-1 F8			4	2	2	0	0	1	0					
Carl Everett, S (1, 10) OBP: 0.306, SLG: 0.424	0-2 12 FC3-6 5 1B		2-0 G4-3		2-2 SF9			1-1 F9		3	1	1	2	0	0	0					
23 Jermaine Dye, R (1, 9) OBP: 0.288, SLG: 0.475	0-0 12 FC3-6 1B		1-1 2B		2-2 12 S 1B			2-1 G5-3		4	0	3	2	0	0	0					
12 A.J. Pierzynski, L (1, 2) OBP: 0.321, SLG: 0.434	FC3-6 1B		2-2 F8		1-0 G6-3			0-0 G3		4	0	0	0	0	0	4					
5 Juan Uribe, R (1, 6) OBP: 0.273, SLG: 0.380	0-0 1B			3-2 L9		3-1 G6-3				3	0	1	1	0	0	0					
24 Joe Crede, R (1, 5) OBP: 0.286, SLG: 0.379	0-1 G6-3		0-1 G6-3		0-0 G6-3					3	0	0	0	0	0	2					
Inning Stats	R: 4 E: 0 K: 0 S: 18	H: 6 LOB: 2 BB: 0 P: 22	R: 0 E: 0 K: 0 S: 6	H: 0 LOB: 0 BB: 0 P: 7	R: 0 E: 0 K: 1 S: 11	H: 1 LOB: 1 BB: 0 P: 17	R: 0 E: 0 K: 0 S: 7	H: 0 LOB: 0 BB: 0 P: 10	R: 2 E: 0 K: 0 S: 15	H: 3 LOB: 1 BB: 0 P: 22	R: 0 E: 0 K: 0 S: 6	H: 1 LOB: 0 BB: 0 P: 11	R: 0 E: 0 K: 0 S: 8	H: 0 LOB: 0 BB: 0 P: 11	R: 0 E: 0 K: 0 S: 5	H: 0 LOB: 0 BB: 0 P: 8	1B: 10 2B: 1 3B: 0 HR: 0	SF: 1 SAC: 0 DP: 0 HBP: 0	WP: 1 PB: 0 SB: 2 CS: 1	PA: 35	
PITCHER	IP	WLS	BF	H	R	ER	SO	BB	IBB	HBP	BLK	WP	HR	S	P	ERA	WHIP				
37 Jake Westbrook, R (1, 1) ERA: 5.3	7.0	L	31	11	6	6	1	0	0	0	0	1	0	71	100	7.71	1.571				
David Riske, R (8, 1) ERA: 1.8	1.0		3	0	0	0	0	0	0	0	0	0	0	5	8	0.00	0.000				

Cleveland Indians @ Chicago White Sox
U.S. Cellular Field, Chicago, IL
Fri Jun 03 2005, 8:05 PM EDT
Att: 23,132 - Cloudy - 63 F

AB 33
R 6
H 11
RBI 6
BB 0
SO 1
LOB 7



Batter	1	2	3	4	5	6	7	8	9	AB R H RBI BB SO LOB	TOP									
24 Grady Sizemore, L OBP: 0.307, SLG: 0.422 (1, 8)	3-2 48 1B 41 SF7 1B	3-2 F7			0-0 48 1-2 2H 1B		1-2 48 1B 2B		0-0 2B 3B	5 3 4 1 0 0 1	Cleveland Indians @ Chicago White Sox U.S. Cellular Field, Chicago, IL Sat Jun 04 2005, 4:05 PM EDT Att: 26,365 - Partly Cloudy - 70 F									
Coco Crisp, S OBP: 0.346, SLG: 0.463 (1, 7)	0-0 SH1-3 1-2		1-0 G4-3		3-3 K		1-3 K		0-0 2B	4 0 1 1 0 2 3										
48 Travis Hafner, L OBP: 0.398, SLG: 0.431 (1, 10)	2-2 1B 2-3 1B		3-2 G5-3		3-1 G6-3 1-2		0-2 2H 1B		3-H 2-1 G6-3	5 0 2 1 0 0 3										
41 Victor Martinez, S OBP: 0.280, SLG: 0.355 (1, 2)	1-2 SF7		3-2 F8		1-0 HR		3-3 K			3 1 1 2 0 1 1										
Ben Broussard, L OBP: 0.327, SLG: 0.495 (1, 3)	2-2 1-2 1B		0-0 F7		1-0 G1-3		1-2 G3			4 0 1 0 0 0 0										
Ronnie Belliard, R OBP: 0.330, SLG: 0.443 (1, 4)	0-0 G1-3		3-3 K		2-2 G4-3		2-2 G6-3			4 0 0 0 0 1 2										
Jody Gerut, L OBP: 0.400, SLG: 0.404 (1, 9)		1-0 F8		2-1 F7		4-0 BB		2-2 G4-3		3 0 0 0 1 0 0										
2 Jhonny Peralta, R OBP: 0.324, SLG: 0.508 (9, PH)		0-2 F7			0-0 24 1B 1B		2-3 K		0-1 G6-3	3 1 1 0 0 1 1 1 0 0 0 0 0 0										
Alex Cora, L OBP: 0.266, SLG: 0.337 (9, PH)																				
Aaron Boone, R OBP: 0.211, SLG: 0.259 (1, 5)		1-1 1B			0-0 24 1B 1-2 1B		0-0 P6		1-1 G1-3	3 0 2 0 0 0 0 1 0 0 0 0 0 0										
José Hernández, R OBP: 0.232, SLG: 0.256 (9, PH)																				
Inning Stats	R: 1 E: 0 K: 0 S: 17	H: 3 LOB: 2 BB: 0 P: 25	R: 0 E: 0 K: 0 S: 9	H: 1 LOB: 0 BB: 0 P: 14	R: 0 E: 0 K: 1 S: 6	H: 0 LOB: 0 BB: 0 P: 11	R: 1 E: 0 K: 1 S: 9	H: 3 LOB: 1 BB: 0 P: 15	R: 1 E: 0 K: 1 S: 8	H: 1 LOB: 1 BB: 1 P: 18	R: 1 E: 0 K: 0 S: 13	H: 2 LOB: 1 BB: 0 P: 18	R: 0 E: 0 K: 0 S: 9	H: 0 LOB: 0 BB: 0 P: 14	R: 1 E: 0 K: 0 S: 8	H: 2 LOB: 1 BB: 0 P: 11	1B: 8 2B: 2 3B: 1 HR: 1	SF: 1 SAC: 1 DP: 1 HBP: 0	WP: 0 PB: 0 SB: 0 CS: 0	PA: 39
PITCHER	IP WLS BF H R ER SO BB IBB HBP BLK WP HR S P ERA WHIP											IP WLS BF H R ER SO BB IBB HBP BLK WP HR S P ERA WHIP								
Jon Garland, R ERA: 3.4 (1, 1)	6.2 W 29 9 4 4 4 1 0 0 0 0 1 63 106 5.40 1.500																			
Damaso Marte, L ERA: 2.14 (7, 1)	1.1 H 5 1 0 0 1 0 0 0 0 0 0 15 23 0.00 0.750																			
Dustin Hermanson, R ERA: 1.13 (9, 1)	1.0 S 5 2 1 1 0 0 0 0 0 0 0 8 11 9.00 2.000																			

AB 36
R 5
H 12
RBI 5
BB 1
SO 5
LOB 11



Batter	1	2	3	4	5	6	7	8	9	AB R H RBI BB SO LOB	BOTTOM									
22 Scott Podsednik, L OBP: 0.369, SLG: 0.322 (1, 7)	K	SF7		1-2 F7		1-0 G4-3				3 0 0 1 0 1 1	Cleveland Indians @ Chicago White Sox U.S. Cellular Field, Chicago, IL Sat Jun 04 2005, 4:05 PM EDT Att: 26,365 - Partly Cloudy - 70 F									
Tadahito Iguchi, R OBP: 0.345, SLG: 0.435 (1, 4)	2B 1B	G4-3			2-3 K	3-3 K				4 1 1 0 0 2 0										
Frank Thomas, R OBP: 0.375, SLG: 0.167 (1, 10)	2B 1B		0-3 K		0-0 G5-3		3-2 P4			4 1 1 0 0 1 0										
14 Paul Konerko, R OBP: 0.342, SLG: 0.476 (1, 3)	F7		4-2 1B BB		3-2 HR		3-2 L4			3 1 1 1 1 0 2										
Aaron Rowand, R OBP: 0.350, SLG: 0.435 (1, 8)	23 1B 2B		2-2 23 G4-6-3 1B		4-1 23 BB		2-3 K			3 0 2 2 1 1 0										
23 Jermaine Dye, R OBP: 0.287, SLG: 0.470 (1, 9)	12 S 1B		0-1 G4-6-3		1-2 F8		3-3 K			4 0 1 0 0 1 3										
12 A.J. Pierzynski, L OBP: 0.325, SLG: 0.443 (1, 2)	G6-3		2-2 G3		0-1 24 HR 1B		3-1 2B			4 1 2 0 0 0 2										
5 Juan Uribe, R OBP: 0.273, SLG: 0.383 (1, 6)		24 G4-3 22 SF7 2B		1-2 F9		0-0 G5-3		0-0 P6		4 1 1 0 0 0 2										
24 Joe Crede, R OBP: 0.290, SLG: 0.395 (1, 5)	G4-3		4-2 22 BB		1-0 HR		0-2 F9			3 1 1 2 1 0 2										
Inning Stats	R: 2 E: 0 K: 1 S: 28	H: 4 LOB: 2 BB: 0 P: 38	R: 1 E: 0 K: 0 S: 9	H: 1 LOB: 0 BB: 0 P: 11	R: 0 E: 0 K: 1 S: 10	H: 1 LOB: 1 BB: 1 P: 16	R: 0 E: 0 K: 0 S: 11	H: 0 LOB: 1 BB: 1 P: 19	R: 1 E: 0 K: 1 S: 16	H: 1 LOB: 1 BB: 1 P: 28		R: 2 E: 0 K: 1 S: 8	H: 2 LOB: 0 BB: 0 P: 13	R: 0 E: 0 K: 1 S: 9	H: 0 LOB: 0 BB: 0 P: 17	R: 0 E: 0 K: 1 S: 10	H: 1 LOB: 1 BB: 0 P: 16	1B: 5 2B: 3 3B: 0 HR: 2	SF: 1 SAC: 0 DP: 1 HBP: 0	WP: 0 PB: 0 SB: 3 CS: 0
PITCHER	IP WLS BF H R ER SO BB IBB HBP BLK WP HR S P ERA WHIP											IP WLS BF H R ER SO BB IBB HBP BLK WP HR S P ERA WHIP								
Jason Davis, R ERA: 5.93 (1, 1)	4.2 L 23 7 4 4 3 3 0 0 0 0 0 1 71 106 7.71 2.143																			
59 Matt Miller, R ERA: 1.88 (5, 1)	2.1 9 2 2 2 2 0 0 0 0 0 1 20 36 7.71 0.857																			
David Riske, R ERA: 1.73 (8, 1)	1.0 4 1 0 0 1 0 0 0 0 0 0 10 16 0.00 1.000																			

AB 32
R 6
H 10
RBI 6
BB 3
SO 6
LOB 12



Batter	1	2	3	4	5	6	7	8	9	10	11	12	AB	R	H	RBI	BB	SO	LOB	TOP						
24 Grady Sizemore, L (1.8) OBP: 0.313, SLG: 0.421	G1-3			HR	FC6-4		G1-2-3		K			41 FC1 BB	5	2	2	1	1	1	4							
Coco Crisp, S (1.7) OBP: 0.351, SLG: 0.476	F7			HR	FC6-4					P6		41 E BB	4	2	1	2	2	0	1							
41 Victor Martinez, S (1.2) OBP: 0.278, SLG: 0.348	K			FC5-4	1B				K			FC1 SF9	6	0	1	0	0	3	2							
48 Travis Hafner, L (1.10) OBP: 0.396, SLG: 0.442		G4-3		K									5	1	1	1	1	2	2							
José Hernández, R (1.3) OBP: 0.224, SLG: 0.247 (8, PH) Ben Broussard, L (8.3) OBP: 0.327, SLG: 0.489		K		FC5-4									3	0	0	0	0	1	1							
Ronnie Belliard, R (1.4) OBP: 0.330, SLG: 0.442		G5-3		K									2	0	0	0	1	1	3							
Casey Blake, R (1.9) OBP: 0.276, SLG: 0.340 (12, PH) Jody Gerut, L (12, PH) OBP: 0.393, SLG: 0.396 (12, 9)				F7									5	0	0	0	0	1	2							
2 Jhonny Peralta, R (1.6) OBP: 0.326, SLG: 0.504				G6-3	1B								1	0	0	0	0	2								
Aaron Boone, R (1.5) OBP: 0.222, SLG: 0.275		G6-3											5	1	3	0	0	0	2							
Inning Stats	R: 0 E: 0 K: 1 S: 10	H: 0 LOB: 0 BB: 15	R: 0 E: 0 K: 1 S: 12	H: 0 LOB: 0 BB: 16	R: 0 E: 0 K: 0 S: 10	H: 1 LOB: 1 BB: 19	R: 2 E: 0 K: 2 S: 16	H: 3 LOB: 1 BB: 23	R: 1 E: 0 K: 1 S: 11	H: 2 LOB: 1 BB: 17	R: 0 E: 0 K: 2 S: 11	H: 0 LOB: 0 BB: 0	R: 0 E: 0 K: 2 S: 11	H: 3 LOB: 2 BB: 17	R: 0 E: 0 K: 1 S: 10	H: 1 LOB: 1 BB: 19	R: 1 E: 0 K: 0 S: 6	H: 1 LOB: 0 BB: 7	R: 0 E: 0 K: 1 S: 8	H: 1 LOB: 1 BB: 10	R: 2 E: 1 K: 1 S: 12	H: 0 LOB: 2 BB: 3	1B: 9 2B: 1 3B: 0 HR: 2	SF: 1 SAC: 0 DP: 2 HBP: 0	WP: 0 PB: 1 SB: 0 CS: 0	PA: 52
PITCHER	IP WLS BF H R ER SO BB IBB HBP BLK WP HR S P ERA WHIP	(1.1) 6.1 27 9 3 3 7 0 0 0 0 0 0 10 18 4.26 1.421	(7.1) 1.1 4 0 0 0 1 1 0 0 0 0 0 0 10 22 0.00 0.750	(8.1) 1.0 5 1 0 0 1 0 1 0 0 0 0 11 28 0.00 1.000	(9.1) 1.1 5 1 1 1 1 0 0 0 0 0 1 9 12 6.75 0.750	(11.1) 1.0 L 7 1 2 0 1 2 0 0 0 0 0 13 24 0.00 3.000	PITCHER Luis Vizcaino, R (12.1) ERA: 5.81	(1.0) 1.0 4 0 0 0 1 0 0 0 0 0 0 1 19 4.26 1.421	(12.1) 1.0 1 0 0 0 0 0 0 0 0 0 0 0 1 13 0.00 0.000																	

Cleveland Indians @ Chicago White Sox
U.S. Cellular Field, Chicago, IL
Sun Jun 05 2005, 3:05 PM EDT
Att. 26,146 - Partly Cloudy - 82 F


AB	46
R	6
H	12
RBI	5
BB	5
SO	12
LOB	23



Batter	1	2	3	4	5	6	7	8	9	10	11	12	AB	R	H	RBI	BB	SO	LOB	BOTTOM								
38 Pablo Ozuna, R (1.5) OBP: 0.354, SLG: 0.302 (11, PH) 24 Joe Crede, R (12.5) OBP: 0.289, SLG: 0.393	G6-3			G6-3	B3-4		HR					L6	5	1	2	0	0	0	0									
Tadahito Iguchi, R (1.4) OBP: 0.350, SLG: 0.454				G6-3	G5-3		HR						6	1	3	2	0	1	1									
Frank Thomas, R (1.10) OBP: 0.357, SLG: 0.500				1B									6	1	2	1	0	0	2									
14 Paul Konerko, R (1.3) OBP: 0.339, SLG: 0.467				G1-3	P6								6	0	1	0	0	1	2									
Carl Everett, S (1.7) OBP: 0.308, SLG: 0.423 (10, PR) 22 Scott Podsednik, L (11.7) OBP: 0.367, SLG: 0.330				K									5	1	2	0	0	1	1									
23 Jermaine Dye, R (1.9) OBP: 0.289, SLG: 0.460													4	0	0	0	1	1	2									
Aaron Rowand, R (1.8) OBP: 0.352, SLG: 0.431				G3									4	0	1	1	1	1	2									
Chris Widger, R (1.2) OBP: 0.386, SLG: 0.519 (10, PH) 12 A.J. Pierzynski, L (11.2) OBP: 0.323, SLG: 0.440				G3									3	0	0	0	0	1	1									
5 Juan Uribe, R (1.6) OBP: 0.265, SLG: 0.371				G5-3									1	0	0	0	0	2										
Inning Stats	R: 0 E: 0 K: 0 S: 6	H: 1 LOB: 1 BB: 12	R: 0 E: 0 K: 1 S: 11	H: 0 LOB: 1 BB: 0	R: 0 E: 0 K: 0 S: 11	H: 0 LOB: 0 BB: 7	R: 1 E: 0 K: 1 S: 17	H: 2 LOB: 3 BB: 1	R: 0 E: 0 K: 0 S: 13	H: 1 LOB: 1 BB: 22	R: 0 E: 0 K: 1 S: 5	H: 0 LOB: 0 BB: 8	R: 2 E: 0 K: 1 S: 12	H: 2 LOB: 0 BB: 19	R: 0 E: 0 K: 1 S: 14	H: 1 LOB: 1 BB: 19	R: 0 E: 0 K: 2 S: 11	H: 1 LOB: 1 BB: 14	R: 1 E: 0 K: 1 S: 14	H: 2 LOB: 2 BB: 24	R: 0 E: 0 K: 0 S: 12	H: 1 LOB: 1 BB: 19	R: 0 E: 0 K: 0 S: 6	H: 0 LOB: 0 BB: 6	1B: 9 2B: 0 3B: 0 HR: 2	SF: 0 SAC: 0 DP: 0 HBP: 2	WP: 0 PB: 0 SB: 0 CS: 0	PA: 51
PITCHER	IP WLS BF H R ER SO BB IBB HBP BLK WP HR S P ERA WHIP	(1.1) 6.2 28 5 2 2 4 1 0 0 2 0 0 65 107 2.70 0.900	(7.1) 1.1 B 6 2 1 1 1 0 0 0 0 0 1 17 25 6.75 1.500	(9.1) 0.2 3 1 0 0 1 0 0 0 0 0 0 8 9 0.00 1.500	(9.1) 0.1 1 0 0 0 1 0 0 0 0 0 0 3 5 0.00 0.000	(10.1) 1.0 B 6 2 1 1 1 1 0 0 0 0 1 14 24 9.00 3.000	PITCHER David Riske, R (11.1) ERA: 1.61	(2.0) 2.0 W 7 1 0 0 0 0 0 0 0 0 1 25 0.00 0.500																				

Cleveland Indians @ Chicago White Sox
U.S. Cellular Field, Chicago, IL
Sun Jun 05 2005, 3:05 PM EDT
Att. 26,146 - Partly Cloudy - 82 F

AB	47
R	4
H	11
RBI	4
BB	2
SO	8
LOB	16



Batter	1	2	3	4	5	6	7	8	9	10	11	AB	R	H	RBI	BB	SO	LOB	TOP								
24 Grady Sizemore, L OBP: 0.319, SLG: 0.431	P4		CS 1B			L9			FC6-4 1B		E 41 1B 2B	5	1	3	0	0	0	0									
Coco Crisp, S OBP: 0.363, SLG: 0.480	41 1B		G5-3						K		K	5	0	2	0	0	2	4									
Ben Broussard, L OBP: 0.324, SLG: 0.481	F7					L3			FC6-4		E6 41 1B	5	0	1	0	0	0	4									
41 Victor Martinez, S OBP: 0.279, SLG: 0.350						G1-6-3			P6			5	0	2	1	0	0	2									
Jody Gerut, L OBP: 0.362, SLG: 0.362 Bob Wickman, R OBP: 0.224, SLG: 0.247	P5					F8			G3		G3	5	0	0	0	0	1	4									
Ronnie Belland, R OBP: 0.323, SLG: 0.432						F8			F9		K	4	0	0	0	0	2	0									
Alex Cora, L OBP: 0.276, SLG: 0.324 63 Rafael Betancourt, R OBP: 0.224, SLG: 0.247						F8			L9		G4-3	4	0	0	0	0	0	0									
Aaron Boone, R OBP: 0.217, SLG: 0.269						L7			F7		G6-3	4	0	0	0	0	0	0									
31 Cliff Lee, L Casey Blake, R Arthur Rhodes, R Bob Howry, L Scott Sauerbeck, R 2 Johnny Peralta, R						G1-3			F9		E 24 2B 1B	2	0	0	0	0	0	0									
Inning Stats	R: 0 E: 0 K: 0 S: 16	H: 2 LOB: 2 BB: 0 P: 21	R: 0 E: 0 K: 1 S: 8	H: 0 LOB: 0 BB: 0 P: 11	R: 0 E: 0 K: 0 S: 10	H: 1 LOB: 0 BB: 0 P: 11	R: 0 E: 0 K: 0 S: 6	H: 1 LOB: 0 BB: 0 P: 8	R: 0 E: 0 K: 0 S: 10	H: 0 LOB: 0 BB: 0 P: 16	R: 0 E: 0 K: 0 S: 7	H: 1 LOB: 1 BB: 0 P: 10	R: 0 E: 0 K: 0 S: 9	H: 0 LOB: 0 BB: 0 P: 13	R: 0 E: 0 K: 0 S: 6	H: 0 LOB: 0 BB: 0 P: 7	R: 0 E: 0 K: 1 S: 9	H: 1 LOB: 1 BB: 0 P: 14	R: 0 E: 0 K: 2 S: 11	H: 0 LOB: 0 BB: 0 P: 16	R: 2 E: 1 K: 1 S: 15	H: 3 LOB: 2 BB: 0 P: 19	1B: 7 2B: 2 3B: 0 HR: 0	SF: 0 SAC: 1 DP: 1 HBP: 0	WP: 0 PB: 0 SB: 0 CS: 1	PA: 41	
PITCHER	IP ERA WLS BF H R ER SO BB IBB HBP BLK WP HR S P ERA WHIP	PITCHER																			IP ERA WLS BF H R ER SO BB IBB HBP BLK WP HR S P ERA WHIP						
Brian Lawrence, R ERA: 4.76	(1, 1)	1.0	4	1	0	0	1	0	0	0	0	0	0	0	9	14	0.00	1.000									
Scott Linebrink, R ERA: 1.88	(9, 1)	1.0	3	0	0	0	2	0	0	0	0	0	0	0	11	16	0.00	0.000									
Akinori Otsuka, R ERA: 3.42	(10, 1)	1.0	L	7	3	2	0	1	0	0	0	0	0	0	15	19	0.00	3.000									
Trevor Hoffman, R ERA: 3.05	(11, 1)	1.0	L	7	3	2	0	1	0	0	0	0	0	0	15	19	0.00	3.000									

Cleveland Indians @ San Diego Padres
 PETCO Park, San Diego, CA
 Tue Jun 07 2005, 10:05 PM EDT
 Att. 25,047 - Clear - 65 F

AB 41
 R 2
 H 9
 RBI 1
 BB 0
 SO 5
 LOB 14



Batter	1	2	3	4	5	6	7	8	9	10	11	AB	R	H	RBI	BB	SO	LOB	BOTTOM								
3 Khalil Greene, R OBP: 0.301, SLG: 0.408	K		SH5-4			G1-3			F7		K	4	0	0	0	2	0										
Geoff Blum, S OBP: 0.362, SLG: 0.439	K		P6						L8		G1-3	5	0	1	0	0	1	2									
24 Brian Giles, L OBP: 0.409, SLG: 0.503	K		P2			F8			L3		F9	5	0	1	0	0	1	3									
Phil Nevin, R OBP: 0.308, SLG: 0.431						K			L9		K	4	0	0	0	1	2	1									
Ryan Klesko, L OBP: 0.382, SLG: 0.492						K			L3		K	5	0	3	0	0	2	1									
Ramon Hernandez, R OBP: 0.324, SLG: 0.443 Dave Roberts, L OBP: 0.367, SLG: 0.442 Miguel Ojeda, R OBP: 0.230, SLG: 0.250						K			L3		K	4	0	1	0	0	0	3									
Xavier Nady, R OBP: 0.344, SLG: 0.478						K			L3		G4-3	0	0	0	0	0	0	0									
Sean Burroughs, L OBP: 0.363, SLG: 0.316						K			L3		G4-3	1	0	0	0	0	0	1									
Brian Lawrence, R ERA: 3.27 Arthur Rhodes, L ERA: 1.07 Bob Howry, R ERA: 2.22 Scott Sauerbeck, L ERA: 3.86 63 Rafael Betancourt, R ERA: 2.66						K			L3		K	2	0	0	0	1	1	0									
Inning Stats	R: 0 E: 0 K: 3 S: 10	H: 0 LOB: 0 BB: 0 P: 17	R: 0 E: 0 K: 2 S: 11	H: 0 LOB: 1 BB: 1 P: 16	R: 0 E: 0 K: 0 S: 12	H: 1 LOB: 1 BB: 1 P: 20	R: 0 E: 0 K: 2 S: 12	H: 2 LOB: 2 BB: 0 P: 13	R: 0 E: 0 K: 1 S: 10	H: 1 LOB: 1 BB: 0 P: 15	R: 0 E: 0 K: 0 S: 12	H: 1 LOB: 1 BB: 0 P: 18	R: 0 E: 0 K: 1 S: 7	H: 0 LOB: 0 BB: 0 P: 12	R: 0 E: 0 K: 0 S: 7	H: 1 LOB: 2 BB: 0 P: 10	R: 0 E: 0 K: 1 S: 11	H: 0 LOB: 0 BB: 0 P: 16	R: 0 E: 0 K: 2 S: 10	H: 0 LOB: 0 BB: 0 P: 13	R: 0 E: 0 K: 1 S: 9	H: 1 LOB: 1 BB: 0 P: 12	1B: 7 2B: 2 3B: 0 HR: 0	SF: 0 SAC: 1 DP: 1 HBP: 0	WP: 0 PB: 0 SB: 0 CS: 0	PA: 42	
PITCHER	IP ERA WLS BF H R ER SO BB IBB HBP BLK WP HR S P ERA WHIP	PITCHER																			IP ERA WLS BF H R ER SO BB IBB HBP BLK WP HR S P ERA WHIP						
31 Cliff Lee, L ERA: 3.27	(1, 1)	7.0	28	5	0	0	9	2	0	0	0	0	0	0	10	14	0.00	0.750									
Arthur Rhodes, L ERA: 1.07	(8, 1)	1.1	4	1	0	0	1	0	0	0	0	0	0	5	8	0.00	3.000										
Bob Howry, R ERA: 2.22	(9, 1)	0.1	2	1	0	0	0	0	0	0	0	0	0	3	4	0.00	0.000										
Scott Sauerbeck, L ERA: 3.86	(9, 1)	0.1	1	0	0	0	0	0	0	0	0	0	0	1	0	0.00	0.000										
63 Rafael Betancourt, R ERA: 2.66	(10, 1)	1.0	W	3	0	0	0	2	0	0	0	0	0	10	13	0.00	0.000										

Cleveland Indians @ San Diego Padres
 PETCO Park, San Diego, CA
 Tue Jun 07 2005, 10:05 PM EDT
 Att. 25,047 - Clear - 65 F

AB 39
 R 0
 H 8
 RBI 0
 BB 2
 SO 13
 LOB 18



Batter	1	2	3	4	5	6	7	8	9	AB	R	H	RBI	BB	SO	LOB	TOP					
24 Grady Sizemore, L (1.8) OBP: 0.327, SLG: 0.461	1-2 WP 3B		0-1 HR		1-0 E FC1 SF9 1B		1-3 K			4	3	3	1	0	1	0	Cleveland Indians @ San Diego Padres PETCO Park, San Diego, CA Wed Jun 08 2005, 10:05 PM EDT Att: 29,464 - Clear - 67 F					
Alex Cora, L (1.4) OBP: 0.267, SLG: 0.313	0-1 G3		2-2 F9		1-2 FC1 48 S		2-3 K			4	0	0	0	0	1	2						
Coco Crisp, S (1.7) OBP: 0.351, SLG: 0.474	4-1 WP BB		1-3 K		1-0 SF9			1-0 F7		2	0	0	1	1	1	0						
48 Travis Hafner, L (1.3) OBP: 0.393, SLG: 0.455	0-2 K		3-2 HR		3-3 3-H K			1-1 G6-3		4	1	1	1	0	2	3						
Ben Broussard, L (8.3) OBP: 0.324, SLG: 0.481	1-2 K		3-2 HR		1-2 K			1-1 G6-3		0	0	0	0	0	0	0						
Jody Gerut, L (1.9) OBP: 0.343, SLG: 0.339	1-3 K		3-2 F8		1-2 P5			1-0 F8		4	0	0	0	0	1	2						
Aaron Boone, R (1.5) OBP: 0.228, SLG: 0.314		0-0 HR		2-2 G6-3		2-1 CS S 1B			3-2 HR	4	2	3	2	0	0	0						
Josh Bard, S (1.2) OBP: 0.255, SLG: 0.265		0-3 K		4-2 BB		4-2 BB 2 G6-4-3			2-0 G4-3	2	0	0	0	2	1	0						
2 Jhonny Peralta, R (1.6) OBP: 0.322, SLG: 0.493		2-1 G6-3		1-0 F7		3-1 G6-4-3			0-1 F9	4	0	0	0	0	0	2						
Scott Elarton, R (1.1) Casey Blake, R (7, PH) 59 Matt Miller, R (7.1) Scott Sauerbeck, R (7.1) Bob Howry, L (8.1)		2-3 K		1-0 P3		1-2 F9			0-2 G6-3	2	0	0	0	0	1	1						
Inning Stats	R: 1 E: 0 K: 2 S: 12	H: 1 LOB: 1 BB: 1 P: 18	R: 1 E: 0 K: 2 S: 9	H: 1 LOB: 0 BB: 0 P: 13	R: 2 E: 0 K: 1 S: 20	H: 2 LOB: 0 BB: 0 P: 29	R: 0 E: 0 K: 0 S: 7	H: 0 LOB: 1 BB: 1 P: 15	R: 1 E: 1 K: 1 S: 14	H: 1 LOB: 1 BB: 0 P: 20	R: 0 E: 0 K: 0 S: 7	H: 1 LOB: 0 BB: 1 P: 16	R: 0 E: 0 K: 2 S: 10	H: 0 LOB: 0 BB: 0 P: 14	R: 0 E: 0 K: 0 S: 4	H: 0 LOB: 0 BB: 0 P: 7	R: 1 E: 0 K: 0 S: 10	H: 1 LOB: 0 BB: 0 P: 15	1B: 2 2B: 0 3B: 1 HR: 4	SF: 1 SAC: 0 DP: 1 HBP: 0	WP: 1 PB: 0 SB: 2 CS: 1	PA: 36
PITCHER	IP WLS BF H R ER SO BB IBB HBP BLK WP HR S P ERA WHIP																					
44 Jake Peavy, R (1.1) ERA: 2.67	5.0 L 23 5 5 4 6 2 0 0 0 0 1 3 62 95 7.20 1.400																					
Dennys Reyes, L (6.1) ERA: 2.79	2.0 6 1 0 0 2 1 0 0 0 0 0 0 17 30 0.00 1.000																					
Darrell May, L (8.1) ERA: 5.59	2.0 7 1 1 1 0 0 0 0 0 0 0 1 14 22 4.50 0.500																					

Cleveland Indians @ San Diego Padres
 PETCO Park, San Diego, CA
 Wed Jun 08 2005, 10:05 PM EDT
 Att: 29,464 - Clear - 67 F

AB 32
 R 6
 H 7
 RBI 5
 BB 3
 SO 8
 LOB 10



Batter	1	2	3	4	5	6	7	8	9	AB	R	H	RBI	BB	SO	LOB	BOTTOM					
Sean Burroughs, L (1.5) OBP: 0.366, SLG: 0.329	1-2 F7		1-2 F7			0-1 K 3B		3-2 L6-4 1B HBP		3	0	1	0	0	0	0	Cleveland Indians @ San Diego Padres PETCO Park, San Diego, CA Wed Jun 08 2005, 10:05 PM EDT Att: 29,464 - Clear - 67 F					
Geoff Blum, S (1.4) OBP: 0.348, SLG: 0.434	2-2 F7		0-2 G4-3			2-0 P6		0-2 24 HBP 1B		4	0	1	0	0	0	1						
Ryan Klesko, L (1.7) OBP: 0.384, SLG: 0.508	2-2 24 1B				1-0 HR	2-3 K		1-1 L6-4		4	1	2	1	0	1	3						
24 Brian Giles, L (1.9) OBP: 0.410, SLG: 0.500	3-1 K 1B				3-3 K	2-1 G4-3		2-1 1B HBP		3	0	1	0	0	1	1						
Ramon Hernandez, R (1.2) OBP: 0.323, SLG: 0.439	1-2 G1-3				0-1 G6-3		1-0 G3-1 1B	0-2 P4		4	0	1	0	0	0	4						
Mark Sweeney, L (1.3) OBP: 0.408, SLG: 0.417		1-2 G3-1			1-2 L4		0-2 G3-1 1B		0-2 F7	4	0	1	0	0	0	0						
Xavier Nady, R (1.8) OBP: 0.333, SLG: 0.462		2-2 F8			0-0 F8		1-1 G3-1	3-3 K		4	0	0	0	0	1	2						
3 Khalil Greene, R (1.6) OBP: 0.293, SLG: 0.396		1-2 P4			2-2 G5-3		2-3 K	1-2 P4		4	0	0	0	0	1	2						
44 Jake Peavy, R (1.1) ERA: 5.14			1-1 G4-3		0-3 K		1-3 K			1	0	0	0	0	0	0						
Damian Jackson, R (5, PH) OBP: 0.345, SLG: 0.293										1	0	0	0	0	1	0						
Dennys Reyes, R (6.1) Robert Fick, L (7, PH) Darrell May, L (8.1)										0	0	0	0	0	1	2						
Inning Stats	R: 0 E: 0 K: 0 S: 15	H: 2 LOB: 2 BB: 0 P: 24	R: 0 E: 0 K: 0 S: 11	H: 0 LOB: 0 BB: 0 P: 15	R: 0 E: 0 K: 0 S: 9	H: 0 LOB: 0 BB: 0 P: 11	R: 1 E: 0 K: 1 S: 11	H: 1 LOB: 0 BB: 0 P: 16	R: 0 E: 0 K: 1 S: 7	H: 0 LOB: 0 BB: 0 P: 9	R: 0 E: 0 K: 1 S: 8	H: 1 LOB: 1 BB: 0 P: 14	R: 0 E: 0 K: 2 S: 12	H: 2 LOB: 2 BB: 0 P: 17	R: 0 E: 0 K: 0 S: 12	H: 1 LOB: 2 BB: 0 P: 18	R: 0 E: 0 K: 1 S: 13	H: 0 LOB: 0 BB: 0 P: 17	1B: 5 2B: 1 3B: 1 HR: 1	SF: 0 SAC: 0 DP: 1 HBP: 2	WP: 0 PB: 0 SB: 0 CS: 0	PA: 35
PITCHER	IP WLS BF H R ER SO BB IBB HBP BLK WP HR S P ERA WHIP																					
Scott Elarton, R (1.1) ERA: 5.14	6.0 W 22 4 1 1 3 0 0 0 0 0 0 9 13 0.00 3.000																					
59 Matt Miller, R (7.1) ERA: 1.5	0.2 4 2 0 0 1 0 0 0 0 0 0 0 9 13 0.00 3.000																					
Scott Sauerbeck, L (7.1) ERA: 3.63	1.0 H 5 1 0 0 1 0 0 0 2 0 0 0 12 19 0.00 1.000																					
Bob Howry, R (8.1) ERA: 2.1	1.1 S 4 0 0 0 1 0 0 0 0 0 0 0 16 20 0.00 0.000																					

Cleveland Indians @ San Diego Padres
 PETCO Park, San Diego, CA
 Wed Jun 08 2005, 10:05 PM EDT
 Att: 29,464 - Clear - 67 F

AB 33
 R 1
 H 7
 RBI 1
 BB 0
 SO 6
 LOB 15



Batter	1	2	3	4	5	6	7	8	9	AB	R	H	RBI	BB	SO	LOB	TOP					
24 Grady Sizemore, L (1, 8) OBP: 0.320, SLG: 0.450	2-1 G6-3		1-3 K		1-1 L9		2-3 K		2-3 K	5	0	0	0	0	3	1	Cleveland Indians @ San Diego Padres PETCO Park, San Diego, CA Thu Jun 09 2005, 3:35 PM EDT Att: 27,149 - Cloudy - 64 F					
Alex Cora, L (1, 6) OBP: 0.256, SLG: 0.302	2-2 F9		1-0 G5-3		0-2 F9			2-1 G4-3		4	0	0	0	0	0	0						
Coco Crisp, S (1, 7) OBP: 0.359, SLG: 0.503	2-1 1B		1-2 2B		1-3 K			1-0 HR		4	1	3	1	0	1	0						
41 Victor Martinez, S (1, 2) OBP: 0.274, SLG: 0.342	1-0 G4-3		1-1 F7			0-2 G4-3		2-1 F8		4	0	0	0	0	2	0						
Ben Broussard, L (1, 3) OBP: 0.322, SLG: 0.482		1-1 P3		1-0 G4-3 2B		0-3 K		2-3 K2-3		4	0	1	0	0	2	0						
Ronnie Belliard, R (1, 4) OBP: 0.332, SLG: 0.444		0-1 1B		1-1 G4-3		0-1 1B		0-1 F9 1B 2B		4	1	3	0	0	0	1						
Aaron Boone, R (1, 5) OBP: 0.229, SLG: 0.309		3-2 SAFE P4		4-1 BB		1-2 F8		0-0 F9		3	0	0	0	1	0	3						
Casey Blake, R (1, 9) OBP: 0.274, SLG: 0.337		0-0 1B		3-3 K		3-3 K		0-0 G3		3	0	1	0	0	2	2						
48 Travis Hafner, L (9, PH) OBP: 0.392, SLG: 0.452		1-2 1B		1-3 K				2-3 1B		1	0	0	0	0	0	1						
37 Jake Westbrook, R (1, 1) OBP: 0.221, SLG: 0.244		3-3 K		1-3 K				1-1 1B		2	0	0	0	0	2	4						
José Hernández, R (7, PH) OBP: 0.221, SLG: 0.244										1	0	0	0	0	1	0						
David Riske, R (7, 1) OBP: 0.352, SLG: 0.349										0	0	0	0	0	0	0						
Jody Gerut, L (9, PH) OBP: 0.352, SLG: 0.349										1	0	1	1	0	0	0						
Inning Stats	R: 0 E: 0 K: 0 S: 8	H: 1 LOB: 1 BB: 0 P: 15	R: 0 E: 0 K: 1 S: 17	H: 2 LOB: 2 BB: 0 P: 24	R: 0 E: 0 K: 1 S: 11	H: 1 LOB: 1 BB: 0 P: 15	R: 0 E: 0 K: 2 S: 10	H: 1 LOB: 2 BB: 1 P: 20	R: 0 E: 0 K: 1 S: 9	H: 0 LOB: 0 BB: 0 P: 11	R: 0 E: 0 K: 1 S: 12	H: 1 LOB: 1 BB: 0 P: 13	R: 0 E: 0 K: 3 S: 12	H: 0 LOB: 0 BB: 0 P: 19	R: 1 E: 0 K: 1 S: 8	H: 1 LOB: 0 BB: 0 P: 15	R: 1 E: 0 K: 1 S: 9	H: 2 LOB: 1 BB: 0 P: 12	1B: 5 2B: 3 3B: 0 HR: 1	SF: 0 SAC: 0 DP: 0 HBP: 0	WP: 0 PB: 0 SB: 0 CS: 0	PA: 37
PITCHER	IP WLS BF H R ER SO BB IBB HBP BLK WP HR S P ERA WHIP																					
Adam Eaton, R (1, 1) ERA: 3.18	7.0 W 28 6 0 0 9 1 0 0 0 0 0 0 79 117 0.00 1.000																					
Scott Linebrink, R (8, 1) ERA: 2.12	1.0 H 4 1 1 1 1 0 0 0 0 0 1 8 15 9.00 1.000																					
Trevor Hoffman, R (9, 1) ERA: 3.32	1.0 S 5 2 1 1 1 0 0 0 0 0 0 9 12 9.00 2.000																					

AB 36
R 2
H 9
RBI 2
BB 1
SO 11
LOB 14



Batter	1	2	3	4	5	6	7	8	9	AB	R	H	RBI	BB	SO	LOB	BOTTOM			
Sean Burroughs, L (1, 5) OBP: 0.358, SLG: 0.321	0-1 G4-3	1-0 FC1-4-6			0-1 P5			2-0 F7		4	0	0	0	0	2	2	Cleveland Indians @ San Diego Padres PETCO Park, San Diego, CA Thu Jun 09 2005, 3:35 PM EDT Att: 27,149 - Cloudy - 64 F			
Geoff Blum, S (1, 4) OBP: 0.340, SLG: 0.421	0-2 G3		2-3 K			1-0 F7		2-3 K		4	0	0	0	2	0	0				
Ryan Klesko, L (1, 7) OBP: 0.379, SLG: 0.500	0-1 G4-3		3-1 G4-3			3-2 L4				3	0	0	0	0	0	0				
24 Brian Giles, L (1, 8) OBP: 0.413, SLG: 0.515		4-1 FC6-4 BB	3-1 L3			1-0 HR				2	1	1	1	1	0	0				
Phil Nevin, R (1, 3) OBP: 0.304, SLG: 0.425		3-2 FC6-4 1B		1-1 G6-3		1-0 G1-5-3				3	1	0	0	0	1	0				
Ramon Hernandez, R (1, 2) OBP: 0.318, SLG: 0.433		1-2 F7		2-1 G1-3			1-0 F9			3	0	0	0	0	1	0				
Robert Fick, L (1, 9) OBP: 0.365, SLG: 0.790		4-1 1B BB		1-2 G3			1-0 G4-3			2	1	0	0	1	0	0				
Damian Jackson, R (8, 8) OBP: 0.345, SLG: 0.293		3 1B BB								0	0	0	0	0	0	0				
3 Khalil Greene, R (1, 6) OBP: 0.293, SLG: 0.394		0-2 1B			2-1 G6-3		2-1 L8			3	0	1	1	0	0	0				
Adam Eaton, R (1, 1) OBP: 0.294, SLG: 0.313		1-0 1B			1-3 K			0-0 G6-3		2	0	1	1	0	1	0				
Scott Linebrink, R (8, 1) OBP: 0.403, SLG: 0.410										0	0	0	0	0	0	0				
Mark Sweeney, L (8, PH) OBP: 0.403, SLG: 0.410										1	0	0	0	0	0	0				
Trevor Hoffman, R (9, 1) OBP: 0.403, SLG: 0.410		1-2 1B								0	0	0	0	0	0	0				
Inning Stats	R: 0 E: 0 K: 0 S: 7	H: 0 LOB: 0 BB: 0 P: 7	R: 2 E: 1 K: 0 S: 15	H: 2 LOB: 2 BB: 2 P: 29	R: 0 E: 0 K: 1 S: 7	H: 0 LOB: 0 BB: 0 P: 15	R: 0 E: 0 K: 0 S: 7	H: 0 LOB: 0 BB: 0 P: 11	R: 0 E: 0 K: 1 S: 7	H: 0 LOB: 0 BB: 0 P: 10	R: 1 E: 0 K: 0 S: 6	H: 1 LOB: 0 BB: 0 P: 12	R: 0 E: 0 K: 0 S: 4	H: 0 LOB: 0 BB: 0 P: 8	R: 0 E: 0 K: 1 S: 6	H: 0 LOB: 0 BB: 0 P: 10	1B: 2 2B: 0 3B: 0 HR: 1	SF: 0 SAC: 0 DP: 0 HBP: 0	WP: 0 PB: 0 SB: 0 CS: 0	PA: 29
PITCHER	IP WLS BF H R ER SO BB IBB HBP BLK WP HR S P ERA WHIP																			
37 Jake Westbrook, R (1, 1) ERA: 5.0	6.0 L 23 3 3 3 1 2 0 0 0 0 0 0 10 49 84 1.50 0.833																			
David Riske, R (7, 1) ERA: 1.5	2.0 6 0 0 0 1 0 0 0 0 0 0 0 10 18 0.00 0.000																			

AB 27
R 3
H 3
RBI 3
BB 2
SO 3
LOB 4



Batter	1	2	3	4	5	6	7	8	9	AB	R	H	RBI	BB	SO	LOB	TOP											
24 Grady Sizemore, L OBP: 0.326, SLG: 0.458	0-2 G4-6-3 1B		0-2 G4-3			0-0 G3-1 G3 2B		0-1 G3-1	2-2 1B 1B	5	2	3	1	0	0	0												
Alex Cora, L OBP: 0.256, SLG: 0.298	2-1 G4-6-3 1-2		0-2 F7			2-2 G3-1		1-2 K	0-1 1B 1B	5	0	1	1	0	1	2												
Coco Crisp, S OBP: 0.355, SLG: 0.495	1-1 G4-3		2-2 G1-3			0-0 G3		0-3 K	0-2 1B 1B	5	0	1	2	0	1	0												
Ben Broussard, L OBP: 0.315, SLG: 0.470		1-0 F9		1-0 G3		3-H L7			L8 L7	5	0	0	0	0	0	2												
41 Victor Martinez, S OBP: 0.274, SLG: 0.346		1-1 F8 3B 2B		1-1 G6-3			0-1 G3		0-1 F8	4	1	1	0	0	0	0												
Ronnie Belliard, R OBP: 0.330, SLG: 0.440		2-0 F8 2-3		1-3 K			1-2 G4-3		1-2 1B 1B	4	1	1	0	0	1	1												
Jody Gerut, L OBP: 0.373, SLG: 0.418		1-1 3B 3-H		2-1 G3			2-1 2B 2B		2-2 1B 48 1B 1B	4	3	3	1	0	0	0												
Aaron Boone, R OBP: 0.240, SLG: 0.326		0-0 3B 3-H		1-0 G6-3			4-0 2B IBB		1-1 48 1B 24 1B 1B	3	2	2	2	1	0	0												
CC Sabathia, L OBP: 0.333, SLG: 1.000		1-1 G6-3		3-3 K			0-0 2B		3-1 24 1B 1B	3	0	1	2	0	1	1												
48 Travis Hafner, L OBP: 0.394, SLG: 0.455							1-H 2-H		1-2 1B 1B	1	1	1	1	0	0	0												
Bob Howry, L OBP: 0.394, SLG: 0.455									1-2 1B 1B	0	0	0	0	0	0	0												
Inning Stats	R: 0 E: 0 K: 0 S: 7	H: 1 LOB: 0 BB: 0 P: 10	R: 2 E: 0 K: 0 S: 9	H: 3 LOB: 1 BB: 0 P: 15	R: 0 E: 0 K: 0 S: 11	H: 0 LOB: 0 BB: 0 P: 13	R: 0 E: 0 K: 1 S: 6	H: 0 LOB: 0 BB: 0 P: 9	R: 0 E: 0 K: 1 S: 6	H: 0 LOB: 0 BB: 0 P: 12	R: 1 E: 0 K: 0 S: 6	H: 1 LOB: 0 BB: 0 P: 10	R: 2 E: 0 K: 0 S: 8	H: 2 LOB: 1 BB: 1 P: 15	R: 0 E: 0 K: 2 S: 9	H: 0 LOB: 0 BB: 0 P: 10	R: 5 E: 0 K: 0 S: 23	H: 7 LOB: 2 BB: 0 P: 34	1B: 8 2B: 4 3B: 2 HR: 0	SF: 0 SAC: 0 DP: 1 HBP: 0	WP: 0 PB: 0 CS: 0	PA: 40						
PITCHER	IP	WLS	BF	H	R	ER	SO	BB	IBB	HBP	BLK	WP	HR	S	P	ERA	WHIP											
Brett Tomko, R ERA: 4.07	(1, 1)	7.0	L	27	7	5	5	2	0	1	0	0	0	0	53	84	6.43	1.000										
Jason Christiansen, L ERA: 4.22	(8, 1)	1.0		3	0	0	2	0	0	0	0	0	0	0	9	10	0.00	0.000										
Al Levine, R ERA: 9.58	(9, 1)	0.2		8	6	5	5	0	0	0	0	0	0	18	28	67.50	9.000											
Scott Eyre, L ERA: 2.96	(9, 1)	0.1		2	1	0	0	0	0	0	0	0	0	5	6	0.00	3.000											

Cleveland Indians @ San Francisco Giants
SBC Park, San Francisco, CA
Fri Jun 10 2005, 10:15 PM EDT
Att: 37,102 - Clear - 61 F

AB 39
R 10
H 14
RBI 10
BB 1
SO 4
LOB 6



Batter	1	2	3	4	5	6	7	8	9	AB	R	H	RBI	BB	SO	LOB	BOTTOM											
Jason Ellison, R OBP: 0.362, SLG: 0.490	3-1 P4		0-0 L5			0-3 K		0-0 G4-6-3		4	0	0	0	0	1	2												
13 Omar Vizquel, S OBP: 0.355, SLG: 0.375	0-1 G6-3			1-2 G6-3			2-1 P3	3-2 L8		4	0	0	0	0	0	0												
Pedro Feliz, R OBP: 0.307, SLG: 0.441	0-3 K			1-0 P4			2-3 K		0-1 G6-3	4	0	0	0	0	2	0												
Moises Alou, R OBP: 0.402, SLG: 0.545		0-0 G1-3		2-2 WP 2B 1B			3-2 HR		4-1 BB	3	2	2	1	1	0	0												
Lance Niekro, R OBP: 0.336, SLG: 0.575		1-3 K		1-0 1B 1-H 2B			4-0 CS BB		0-2 F9	3	0	1	1	1	1	1												
Deivi Cruz, R OBP: 0.336, SLG: 0.461		0-0 G6-3		3-2 1B			1-2 CS	0-1 P6	0-1 G4-3	4	0	1	0	0	0	1												
Edgardo Alfonzo, R OBP: 0.373, SLG: 0.496			1-1 L7	1-0 P4			1-1 F9			3	0	0	0	0	0	2												
Mike Matheny, R OBP: 0.292, SLG: 0.390			4-0 SH3-4 BB			0-3 K		3-2 L7		2	0	0	0	1	1	0												
Brett Tomko, R OBP: 0.214, SLG: 0.222	(1, 1)			1-0 SH3-4		3-3 K		1-1 G4-6-3 1B		1	0	0	0	0	1	0												
Jason Christiansen, R ERA: 4.22	(8, 1)									0	0	0	0	0	0	0												
Marguis Grissom, R OBP: 0.242, SLG: 0.289	(8, PH)									1	0	1	0	0	0	0												
Al Levine, L ERA: 9.58	(9, 1)									0	0	0	0	0	0	0												
Scott Eyre, L ERA: 2.96	(9, 1)									0	0	0	0	0	0	0												
Inning Stats	R: 0 E: 0 K: 1 S: 7	H: 0 LOB: 0 BB: 0 P: 10	R: 0 E: 0 K: 1 S: 6	H: 0 LOB: 0 BB: 0 P: 7	R: 0 E: 0 K: 0 S: 4	H: 0 LOB: 1 BB: 1 P: 10	R: 0 E: 0 K: 0 S: 12	H: 3 LOB: 2 BB: 0 P: 21	R: 0 E: 0 K: 3 S: 10	H: 0 LOB: 0 BB: 0 P: 13	R: 1 E: 0 K: 1 S: 10	H: 1 LOB: 0 BB: 1 P: 22	R: 0 E: 0 K: 0 S: 7	H: 0 LOB: 0 BB: 0 P: 11	R: 0 E: 0 K: 0 S: 7	H: 1 LOB: 0 BB: 0 P: 11	R: 0 E: 0 K: 0 S: 9	H: 0 LOB: 1 BB: 1 P: 13	1B: 3 2B: 1 3B: 0 HR: 1	SF: 0 SAC: 1 DP: 1 HBP: 0	WP: 1 PB: 0 CS: 1	PA: 34						
PITCHER	IP	WLS	BF	H	R	ER	SO	BB	IBB	HBP	BLK	WP	HR	S	P	ERA	WHIP											
CC Sabathia, L ERA: 3.36	(1, 1)	8.0	W	29	5	2	2	6	2	0	0	0	0	0	105	105	2.25	0.875										
Bob Howry, R ERA: 2.03	(9, 1)	1.0		4	0	0	0	0	1	0	0	0	0	9	13	0.00	1.000											

Cleveland Indians @ San Francisco Giants
SBC Park, San Francisco, CA
Fri Jun 10 2005, 10:15 PM EDT
Att: 37,102 - Clear - 61 F

AB 29
R 2
H 5
RBI 2
BB 3
SO 6
LOB 6



Batter	1	2	3	4	5	6	7	8	9	AB	R	H	RBI	BB	SO	LOB	TOP		
24 Grady Sizemore, L (1, 8) OBP: 0.332, SLG: 0.464	4-1 WP 41 G4-3 BB		2-3 K	1-0 2B			1-1 1B 41 SF8	2-2 G1-3		4	2	2	2	1	1	1			
Coco Crisp, S (1, 7) OBP: 0.351, SLG: 0.487	0-0 41 G4-3 WP 1B		1-3 K	0-2 G6-3			2-1 L8		3-2 E5	5	0	1	0	0	1	2			
Ben Broussard, L (1, 3) OBP: 0.312, SLG: 0.463	2-3 K2-3		1-3 K		3-1 G4-3		1-1 1B 41 SF8		0-1 G6-3	5	0	1	0	0	2	3			
41 Victor Martinez, S (1, 2) OBP: 0.272, SLG: 0.340	3-2 G4-3			4-1 2B	1-2 F7		1-1 SF8		1-1 G6-3	3	1	0	2	1	0	1			
Jody Gerut, L (1, 9) OBP: 0.392, SLG: 0.443	2-1 G4-3			1-0 2B	1-1 1B		1-2 3-H 1B			3	1	2	1	1	0	1			
Ronnie Belliard, R (1, 4) OBP: 0.338, SLG: 0.468		3-2 HR		2-2 SH1-4 24 2B	0-1 F8		1-0 1B			4	2	3	2	0	0	1			
Aaron Boone, R (1, 5) OBP: 0.235, SLG: 0.319	1-1 F7		1-3 K		0-1 L5			2-1 P6		4	0	0	0	0	1	1	AB 34		
2 Jhonny Peralta, R (1, 6) OBP: 0.320, SLG: 0.482	1-3 K		4-0 SH1-4 24 2B		2-2 P4			1-0 F7		3	1	0	0	1	1	0	R 7		
Jason Davis, R (1, 1) José Hernández, R (8, PH) Bob Howry, L (8, 1) Bob Wickman, R (9, 1)	0-3 K		0-2 SH1-4		1-3 K			0-0 2B		2	0	0	0	0	2	0	H 10		
Inning Stats	R: 1 E: 0 K: 1 S: 17	H: 1 LOB: 1 BB: 1 P: 28	R: 1 E: 0 K: 2 S: 11	H: 1 LOB: 0 BB: 0 P: 16	R: 0 E: 0 K: 3 S: 10	H: 0 LOB: 0 BB: 0 P: 14	R: 4 E: 0 K: 1 S: 21	H: 3 LOB: 1 BB: 2 P: 34	R: 0 E: 0 K: 1 S: 9	H: 0 LOB: 0 BB: 0 P: 11	R: 1 E: 0 K: 0 S: 10	H: 3 LOB: 2 BB: 1 P: 20	R: 0 E: 0 K: 0 S: 7	H: 1 LOB: 1 BB: 0 P: 12	R: 0 E: 1 K: 0 S: 7	H: 0 LOB: 0 BB: 0 P: 11	1B: 5 2B: 4 3B: 0 HR: 1	SF: 1 SAC: 1 DP: 0 HBP: 0	WP: 1 PB: 0 CS: 1 PA: 40
PITCHER	IP WLS BF H R ER SO	IP WLS BF H R ER SO	IP WLS BF H R ER SO	IP WLS BF H R ER SO	IP WLS BF H R ER SO	IP WLS BF H R ER SO	IP WLS BF H R ER SO	IP WLS BF H R ER SO	IP WLS BF H R ER SO	IP WLS BF H R ER SO	IP WLS BF H R ER SO	IP WLS BF H R ER SO	IP WLS BF H R ER SO	IP WLS BF H R ER SO	IP WLS BF H R ER SO	IP WLS BF H R ER SO	ERA WHIP	ERA WHIP	

Cleveland Indians @ San Francisco Giants
SBC Park, San Francisco, CA
Sat Jun 11 2005, 10:15 PM EDT
Att: 39,961 - Clear - 61 F

AB	34
R	7
H	10
RBI	7
BB	4
SO	8
LOB	10



Batter	1	2	3	4	5	6	7	8	9	AB	R	H	RBI	BB	SO	LOB	BOTTOM		
Michael Tucker, L (1, 9) OBP: 0.341, SLG: 0.368	3-3 K			2-1 13 1B	1-2 G3		2-0 L8		4-1 S 13 S BB	4	1	1	0	1	1	2			
13 Omar Vizquel, S (1, 6) OBP: 0.356, SLG: 0.373	0-1 G4-3			1-1 1B	0-0 G4-3			1-0 L9	4-2 S BB	4	1	1	0	1	0	1			
J.T. Snow, L (1, 3) OBP: 0.358, SLG: 0.362	0-1 L9			0-3 K	1-1 G4-3			1-0 G4-3	1-3 K	5	0	0	0	0	2	5			
Moises Alou, R (1, 7) OBP: 0.404, SLG: 0.544		1-0 L1		0-0 1B	1-2 2H 1B		1-2 G6-4-3 1B			4	1	2	1	0	0	0			
Ray Durham, S (1, 4) OBP: 0.345, SLG: 0.382		1-0 CS 1B		1-0 1B	1-2 2H 1B		0-2 G6-4-3 1-2 1B		1-0 2B 1B	4	1	3	1	0	0	1			
Pedro Feliz, R (1, 5) OBP: 0.306, SLG: 0.437	1-3 K			0-3 K			1-1 F8		0-0 2B G4-3 1B	4	1	1	0	0	2	3			
Jason Ellison, R (1, 8) OBP: 0.371, SLG: 0.503				0-0 P6	0-2 FC5-4 1B			0-0 G6-4-3 WP 1B	1-0 G4-3 SF8 2B	4	1	3	2	0	0	0	AB 35		
Yorvit Torrealba, R (1, 2) OBP: 0.304, SLG: 0.412				1-0 G6-3	2-0 FC5-4		4-1 G6-4-3 BB		2-1 G4-3	3	0	0	1	1	0	3	R 6		
Jason Schmidt, R (1, 1) Marquis Grissom, R (5, PH) Jim Brower, R (8, 1) Lance Niekro, R (7, PH) Jack Taschner, L (9, 1) Jason Christiansen, R (9, 1) Edgardo Alfonzo, R (9, PH)				1-3 K		1-0 13 G4-3 G3 1B		0-0 G6-4-3	0-0 SF8	1	0	0	0	0	1	0	H 12		
Inning Stats	R: 0 E: 0 K: 1 S: 7	H: 0 LOB: 0 BB: 0 P: 10	R: 0 E: 0 K: 1 S: 5	H: 1 LOB: 1 BB: 0 P: 8	R: 0 E: 0 K: 1 S: 5	H: 0 LOB: 0 BB: 0 P: 7	R: 3 E: 0 K: 2 S: 16	H: 5 LOB: 2 BB: 0 P: 22	R: 0 E: 0 K: 0 S: 7	H: 1 LOB: 1 BB: 0 P: 10	R: 0 E: 0 K: 0 S: 4	H: 1 LOB: 1 BB: 1 P: 10	R: 0 E: 0 K: 0 S: 4	H: 0 LOB: 0 BB: 0 P: 9	R: 3 E: 0 K: 1 S: 12	H: 3 LOB: 2 BB: 2 P: 25	1B: 11 2B: 2 3B: 0 HR: 0	SF: 1 SAC: 0 DP: 3 HBP: 0	WP: 1 PB: 0 SB: 3 CS: 1 PA: 39
PITCHER	IP WLS BF H R ER SO	IP WLS BF H R ER SO	IP WLS BF H R ER SO	IP WLS BF H R ER SO	IP WLS BF H R ER SO	IP WLS BF H R ER SO	IP WLS BF H R ER SO	IP WLS BF H R ER SO	IP WLS BF H R ER SO	IP WLS BF H R ER SO	IP WLS BF H R ER SO	IP WLS BF H R ER SO	IP WLS BF H R ER SO	IP WLS BF H R ER SO	IP WLS BF H R ER SO	IP WLS BF H R ER SO	ERA WHIP	ERA WHIP	

Cleveland Indians @ San Francisco Giants
SBC Park, San Francisco, CA
Sat Jun 11 2005, 10:15 PM EDT
Att: 39,961 - Clear - 61 F

AB	35
R	6
H	12
RBI	6
BB	3
SO	6
LOB	17



Batter	1	2	3	4	5	6	7	8	9	AB	R	H	RBI	BB	SO	LOB	TOP										
Eddy Garabito, S (1,4) OBP: 0.397, SLG: 0.433	1-1 FC5 17 S 1B		1-1 P6		2-1 E4 27 G4-6-3			2-2 P3		4	0	1	0	0	0	1	Colorado Rockies @ Cleveland Indians Jacobs Field, Cleveland, OH Thu Jun 16 2005, 7:05 PM EDT Att: 19,244 - Partly Cloudy - 71 F										
27 Garrett Atkins, R (1,5) OBP: 0.369, SLG: 0.455	2-3 K		1-3 K		2-1 G4-6-3			4-2 17 G5-3 BB		3	0	0	0	1	2	3											
Luis Gonzalez, R (8, PR) OBP: 0.305, SLG: 0.372										0	0	0	0	0	0	0											
17 Todd Helton, L (1,3) OBP: 0.383, SLG: 0.387	4-2 11 BB FC5 BB		2-3 K		1-1 G4-3			0-0 G5-3		3	0	0	0	1	1	1											
Preston Wilson, R (1,8) OBP: 0.333, SLG: 0.516	0-2 FC5 11 BB			0-0 L5				2-3 K		4	0	1	0	0	1	3											
11 Brad Hawpe, L (1,9) OBP: 0.348, SLG: 0.453	4-2 FC6-4 BB			2-2 2B				1-1 S 1B		3	0	2	0	1	0	1											
18 Cory Sullivan, L (9, PR) OBP: 0.333, SLG: 0.389	1-2 2-3 BB			3-2 G3-1						0	0	0	0	0	0	0											
Ryan Shealy, R (1, 10) OBP: 0.305, SLG: 0.583	0-2 FC6-4			2-3 K				2-2 G5-3		4	1	1	1	0	1	5											
Jorge Piedra, L (1,7) OBP: 0.429, SLG: 0.571		1-1 G4-6-3 1B		1-1 P6				1-2 P5		4	0	1	0	0	0	3											
Desi Relaford, S (1,6) OBP: 0.347, SLG: 0.393		0-3 K		1-1 F7				2-2 L9		4	0	0	0	0	2	3											
JD Closser, S (1,2) OBP: 0.323, SLG: 0.327		0-2 G4-6-3		0-2 E 1B				2-2 K		3	0	1	0	0	1	1											
Inning Stats	R: 0 E: 0 K: 1 S: 21	H: 1 LOB: 3 BB: 2 P: 32	R: 0 E: 0 K: 1 S: 8	H: 1 LOB: 0 BB: 0 P: 9	R: 0 E: 0 K: 2 S: 9	H: 0 LOB: 0 BB: 0 P: 13	R: 0 E: 0 K: 1 S: 12	H: 1 LOB: 1 BB: 0 P: 17	R: 0 E: 1 K: 0 S: 9	H: 1 LOB: 0 BB: 0 P: 14	R: 0 E: 0 K: 0 S: 6	H: 1 LOB: 0 BB: 0 P: 10	R: 1 E: 0 K: 1 S: 11	H: 1 LOB: 0 BB: 0 P: 18	R: 0 E: 0 K: 1 S: 12	H: 0 LOB: 1 BB: 0 P: 20	R: 0 E: 0 K: 1 S: 14	H: 1 LOB: 2 BB: 0 P: 19	1B: 4 2B: 2 3B: 0 HR: 1	SF: 0 SAC: 0 DP: 2 HBP: 0	WP: 0 PB: 0 SB: 2 CS: 1	PA: 35					
PITCHER	IP	WLS	BF	H	R	ER	SO	BB	IBB	HBP	BLK	WP	HR	S	P	ERA	WHIP										
Kevin Millwood, R (1, 1) ERA: 2.95	5.0	W	20	4	0	0	5	2	0	0	0	0	0	59	85	0.00	1.200										
Scott Sauerbeck, L (6, 1) ERA: 3.39	1.0	H	3	1	0	0	0	0	0	0	0	0	0	6	10	0.00	1.000										
Bob Howry, R (7, 1) ERA: 3.03	1.0	H	4	1	1	1	1	0	0	0	0	0	1	11	18	9.00	1.000										
Arthur Rhodes, L (8, 1) ERA: 0.99	1.0	H	4	0	0	0	1	1	0	0	0	0	0	12	20	0.00	1.000										
Bob Wickman, R (9, 1) ERA: 2.89	1.0	S	4	1	0	0	1	0	0	0	0	0	0	14	19	0.00	1.000										

Batter	1	2	3	4	5	6	7	8	9	AB	R	H	RBI	BB	SO	LOB	BOTTOM										
24 Grady Sizemore, L (1,8) OBP: 0.348, SLG: 0.475	0-1 F7		1-0 S 1B		0-1 CS 1B			1 SAFE 2-2 G4-3		4	1	2	1	0	0	1	Colorado Rockies @ Cleveland Indians Jacobs Field, Cleveland, OH Thu Jun 16 2005, 7:05 PM EDT Att: 19,244 - Partly Cloudy - 71 F										
Coco Crisp, S (1,7) OBP: 0.341, SLG: 0.466	1-0 G4-3		3-H 1B		4-2 PO BB			0-2 K		3	0	1	1	1	1	1											
Ben Broussard, L (1,3) OBP: 0.306, SLG: 0.454	1-3 K2-3		2-1 G3-1		1-1 PO			0-3 K		2	0	0	0	0	1	1											
José Hernández, R (5, PH) OBP: 0.250, SLG: 0.295			1-3 G3-1		1-2 K					2	0	0	0	0	2	1											
48 Travis Hafner, L (1, 10) OBP: 0.394, SLG: 0.479		0-1 G6-3	1-1 G6-3		1-3 K					3	0	0	0	0	1	1											
41 Victor Martinez, S (1,2) OBP: 0.283, SLG: 0.340		4-2 BB		1-3 K				0-0 G1-3		2	0	0	0	1	1	0											
Ronnie Belliard, R (1,4) OBP: 0.330, SLG: 0.451		0-0 L9		3-1 G3 1B				3-2 G6-3		3	0	1	0	0	0	1											
Jody Gerut, L (1,9) OBP: 0.378, SLG: 0.425		2-0 G3		3-2 G3				3-2 G4-3		3	0	0	0	0	0	2											
Aaron Boone, R (1,5) OBP: 0.253, SLG: 0.345			2-1 G4-3 2B		1-1 F8			1-0 G1-3		3	1	1	0	0	0	1											
Alex Cora, L (1,6) OBP: 0.258, SLG: 0.298			2-2 G4-3		2-2 G4-3			2-1 24 G4-3 1B		3	0	1	0	0	0	1											
Inning Stats	R: 0 E: 0 K: 1 S: 6	H: 0 LOB: 0 BB: 0 P: 8	R: 0 E: 0 K: 0 S: 7	H: 0 LOB: 1 BB: 1 P: 13	R: 2 E: 0 K: 0 S: 12	H: 3 LOB: 1 BB: 0 P: 21	R: 0 E: 0 K: 1 S: 10	H: 1 LOB: 1 BB: 0 P: 18	R: 0 E: 0 K: 0 S: 8	H: 1 LOB: 0 BB: 1 P: 15	R: 0 E: 0 K: 2 S: 7	H: 0 LOB: 0 BB: 0 P: 9	R: 0 E: 0 K: 0 S: 9	H: 0 LOB: 0 BB: 0 P: 16	R: 0 E: 0 K: 2 S: 12	H: 1 LOB: 1 BB: 0 P: 16	1B: 5 2B: 1 3B: 0 HR: 0	SF: 0 SAC: 0 DP: 0 HBP: 0	WP: 0 PB: 0 SB: 2 CS: 1	PA: 31							
PITCHER	IP	WLS	BF	H	R	ER	SO	BB	IBB	HBP	BLK	WP	HR	S	P	ERA	WHIP										
Jamey Wright, R (1, 1) ERA: 5.4	7.0	L	26	5	2	2	4	2	0	0	0	0	0	9	13	0.00	1.500										
Bobby Seay, L (8, 1) ERA: 10.9	0.2		3	1	0	0	1	0	0	0	0	0	0	3	3	0.00	0.000										
David Cortes, R (8, 1) ERA: 3.21	0.1		1	0	0	0	1	0	0	0	0	0	0	3	3	0.00	0.000										

AB	32
R	1
H	7
RBI	1
BB	3
SO	8
LOB	21



Batter	1	2	3	4	5	6	7	8	9	AB	R	H	RBI	BB	SO	LOB	TOP				
Craig Counsell, L (1, 4) OBP: 0.393, SLG: 0.443	G4-3		BB 1B	G3		HR		G3-6-3 HBP		4	2	2	2	0	0	2	Arizona Diamondbacks @ Cleveland Indians Jacobs Field, Cleveland, OH Fri Jun 17 2005, 7:05 PM EDT Att: 23,138 - Partly Cloudy - 69 F livebaseballscorecards.com				
Scott Hairston, R (1, 10) OBP: 0.118, SLG: 0.176	F9			F9						4	0	0	0	0	2	3					
Chad Tracy, L (8, PH) OBP: 0.324, SLG: 0.478										1	0	0	0	0	1	2					
Luis Gonzalez, L (1, 7) OBP: 0.401, SLG: 0.488	G3-1		BB 1B		K	F8		G3-6-3 1-2		5	1	1	0	0	1	2					
Troy Glaus, R (1, 5) OBP: 0.360, SLG: 0.535		G5-3	1B BB		1B 2B	F8			G6-3	4	1	1	0	1	0	0					
Tony Clark, S (1, 3) OBP: 0.381, SLG: 0.692	G5-3				P3				G4-3	5	0	1	2	0	1	1					
Shawn Green, L (1, 9) OBP: 0.343, SLG: 0.472				P3					F7	5	0	2	1	0	0	2					
José Cruz Jr., S (1, 8) OBP: 0.338, SLG: 0.445										1	0	0	0	3	0	1					
19 Chris Snyder, R (1, 2) OBP: 0.328, SLG: 0.325										4	0	0	0	0	2	4					
Royce Clayton, R (1, 6) OBP: 0.286, SLG: 0.335										4	2	4	1	0	0	0					
Inning Stats	R: 0 E: 0 K: 0 S: 6	H: 0 LOB: 0 BB: 0 P: 7	R: 0 E: 0 K: 0 S: 13	H: 1 LOB: 1 BB: 0 P: 21	R: 3 E: 0 K: 2 S: 20	H: 4 LOB: 2 BB: 1 P: 27	R: 0 E: 0 K: 1 S: 15	H: 1 LOB: 2 BB: 1 P: 25	R: 1 E: 0 K: 1 S: 18	H: 2 LOB: 0 BB: 1 P: 29	R: 2 E: 0 K: 1 S: 13	H: 2 LOB: 1 BB: 1 P: 13	R: 0 E: 0 K: 1 S: 8	H: 1 LOB: 1 BB: 0 P: 16	R: 0 E: 0 K: 0 S: 8	H: 0 LOB: 0 BB: 0 P: 13	1B: 7 2B: 2 3B: 0 HR: 2	SF: 0 SAC: 0 DP: 1 HBP: 1	WP: 0 PB: 0 SB: 0 CS: 0	PA: 42	
PITCHER	IP	WLS	BF	H	R	ER	SO	BB	IBB	HBP	BLK	WP	HR	S	P	ERA	WHIP				
31 Cliff Lee, L (1, 1) ERA: 3.33	5.0	W	26	8	4	4	4	3	0	0	0	0	1	72	109	7.20	2.200				
David Riske, R (6, 1) ERA: 1.91	2.0		9	2	2	2	2	1	0	0	0	0	1	21	31	9.00	1.500				
59 Matt Miller, R (8, 1) ERA: 1.35	2.0		7	1	0	0	1	0	0	1	0	0	0	16	29	0.00	0.500				

Batter	1	2	3	4	5	6	7	8	9	AB	R	H	RBI	BB	SO	LOB	BOTTOM				
24 Grady Sizemore, L (1, 8) OBP: 0.349, SLG: 0.483	K		E6		F7					4	2	1	1	1	1	0	Arizona Diamondbacks @ Cleveland Indians Jacobs Field, Cleveland, OH Fri Jun 17 2005, 7:05 PM EDT Att: 23,138 - Partly Cloudy - 69 F livebaseballscorecards.com				
Coco Crisp, S (1, 7) OBP: 0.346, SLG: 0.474	P2									5	2	3	0	0	1	1					
Ronnie Belliard, R (1, 4) OBP: 0.332, SLG: 0.452	F8									4	1	1	1	1	1	2					
48 Travis Hafner, L (1, 10) OBP: 0.390, SLG: 0.477										5	1	1	3	0	1	2					
41 Victor Martinez, S (1, 2) OBP: 0.294, SLG: 0.341										2	1	1	0	3	0	1					
José Hernández, R (1, 3) OBP: 0.287, SLG: 0.296										3	2	1	1	1	1	2					
Aaron Boone, R (1, 5) OBP: 0.257, SLG: 0.351										5	1	2	2	0	1	4					
Casey Blake, R (1, 9) OBP: 0.282, SLG: 0.379										5	2	2	3	0	1	3					
2 Jhonny Peralta, R (1, 6) OBP: 0.324, SLG: 0.526										4	1	1	2	0	0	2					
Inning Stats	R: 0 E: 0 K: 1 S: 8	H: 0 LOB: 0 BB: 0 P: 13	R: 0 E: 0 K: 2 S: 11	H: 1 LOB: 1 BB: 0 P: 16	R: 10 E: 2 K: 0 S: 24	H: 8 LOB: 1 BB: 2 P: 44	R: 2 E: 0 K: 0 S: 16	H: 1 LOB: 1 BB: 1 P: 31	R: 1 E: 0 K: 1 S: 9	H: 2 LOB: 1 BB: 0 P: 14	R: 0 E: 0 K: 0 S: 11	H: 0 LOB: 1 BB: 1 P: 18	R: 0 E: 0 K: 2 S: 11	H: 0 LOB: 1 BB: 1 P: 20	R: 0 E: 0 K: 1 S: 11	H: 1 LOB: 1 BB: 1 P: 18	1B: 6 2B: 4 3B: 0 HR: 3	SF: 0 SAC: 0 DP: 1 HBP: 1	WP: 1 PB: 0 SB: 0 CS: 0	PA: 44	
PITCHER	IP	WLS	BF	H	R	ER	SO	BB	IBB	HBP	BLK	WP	HR	S	P	ERA	WHIP				
Brad Halsey, L (1, 1) ERA: 4.22	2.2	L	17	6	8	5	3	2	0	0	0	0	2	23	62	20.25	3.750				
Matt Herges, R (3, 1) ERA: 7.14	1.1		10	4	4	3	0	1	0	1	0	0	2	23	42	20.25	3.750				
Claudio Vargas, R (5, 1) ERA: 10.18	2.0		9	2	1	1	1	1	0	0	0	1	0	20	32	4.50	1.500				
Jose Valverde, R (7, 1) ERA: 5.88	1.0		4	0	0	0	2	1	0	0	0	0	0	11	20	0.00	1.000				
36 Brian Bruney, R (8, 1) ERA: 5.72	1.0		4	1	0	0	1	1	0	0	0	0	0	11	18	0.00	2.000				

Batter	1	2	3	4	5	6	7	8	9	AB	R	H	RBI	BB	SO	LOB	TOP			
Craig Counsell, L OBP: 0.393, SLG: 0.442 (1, 4)										5	1	2	0	0	0	2				
Chad Tracy, L OBP: 0.323, SLG: 0.471 (1, 3)										3	0	0	0	1	1	2				
Luis Gonzalez, L OBP: 0.399, SLG: 0.484 (1, 7)										4	0	1	0	0	0	3				
Troy Glaus, R OBP: 0.359, SLG: 0.534 (1, 5)										4	0	1	0	0	2	4				
Tony Clark, S OBP: 0.385, SLG: 0.687 (8, PR)										4	0	2	1	0	0	1				
Scott Hairston, R OBP: 0.118, SLG: 0.176 (8, 10)										0	0	0	0	0	0	0				
Shawn Green, L OBP: 0.338, SLG: 0.465 (1, 9)										4	0	0	0	0	2	4				
José Cruz Jr., S OBP: 0.335, SLG: 0.435 (1, 8)										3	0	0	0	1	0	2				
19 Chris Snyder, R OBP: 0.328, SLG: 0.325 (9, PH)										3	0	1	0	0	1	1				
Quinton McCracken, S OBP: 0.303, SLG: 0.271 (9, PH)										1	0	0	0	0	0	0				
Royce Clayton, R OBP: 0.287, SLG: 0.335 (1, 6)										3	0	1	0	0	0	2				
Alex Cintron, S OBP: 0.333, SLG: 0.427 (9, PH)										1	0	0	0	0	0	0				
Inning Stats	R: 1 E: 0 K: 1 S: 12	H: 2 LOB: 2 BB: 1 P: 24	R: 0 E: 0 K: 1 S: 10	H: 0 LOB: 1 BB: 1 P: 17	R: 0 E: 0 K: 0 S: 15	H: 1 LOB: 1 BB: 0 P: 24	R: 0 E: 0 K: 1 S: 7	H: 1 LOB: 1 BB: 0 P: 10	R: 0 E: 0 K: 0 S: 6	H: 0 LOB: 0 BB: 0 P: 9	R: 0 E: 0 K: 1 S: 11	H: 1 LOB: 1 BB: 0 P: 18	R: 0 E: 0 K: 2 S: 15	H: 2 LOB: 2 BB: 0 P: 25	R: 0 E: 0 K: 0 S: 7	H: 0 LOB: 0 BB: 0 P: 8	1B: 7 2B: 1 3B: 0 HR: 0	SF: 0 SAC: 0 DP: 0 HBP: 0	WP: 0 PB: 0 SB: 0 CS: 0	PA: 37
PITCHER	IP WLS BF H R ER SO BB IBB HBP BLK WP HR S P ERA WHIP																			
Scott Elarton, R ERA: 4.79 (1, 1)	6.1 W 27 6 1 1 3 2 0 0 0 0 0 0 61 100 1.42 1.263																			
Scott Sauerbeck, L ERA: 3.25 (7, 1)	0.2 H 2 0 0 0 1 0 0 0 0 0 0 0 5 10 0.00 0.000																			
Arthur Rhodes, L ERA: 0.95 (8, 1)	1.0 H 5 2 0 0 2 0 0 0 0 0 0 0 15 25 0.00 2.000																			
Bob Wickman, R ERA: 2.77 (9, 1)	1.0 S 3 0 0 0 0 0 0 0 0 0 0 0 7 8 0.00 0.000																			

Arizona Diamondbacks @ Cleveland Indians
Jacobs Field, Cleveland, OH
Sat Jun 18 2005, 7:05 PM EDT
Att: 28,306 - Clear - 69 F

AB	35
R	1
H	8
RBI	1
BB	2
SO	6
LOB	21

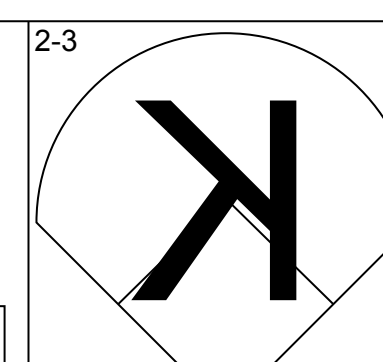
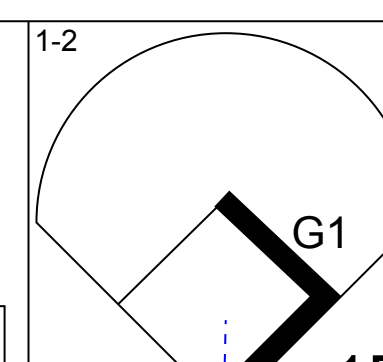
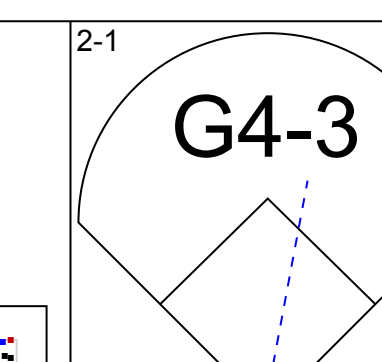
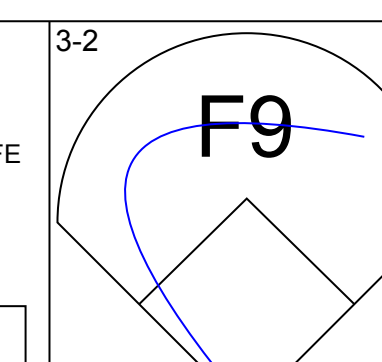
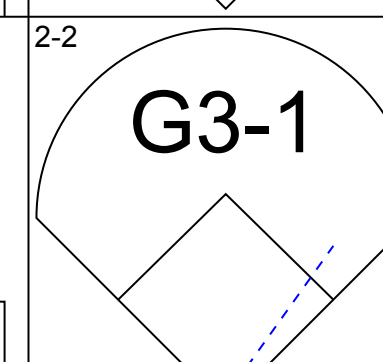
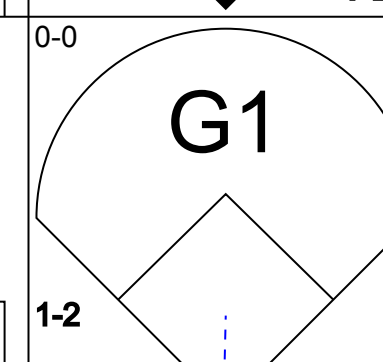
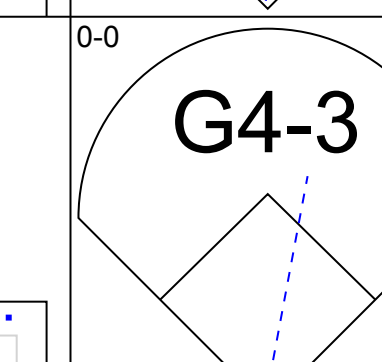
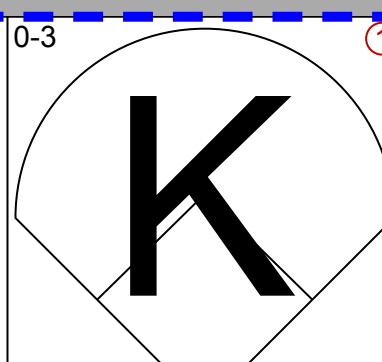
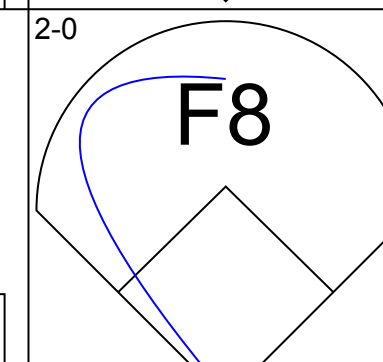
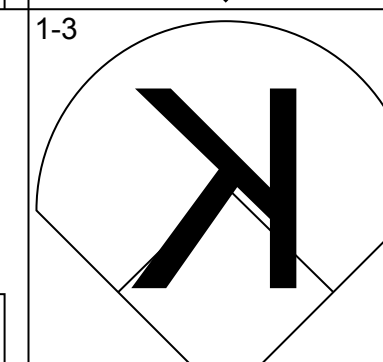
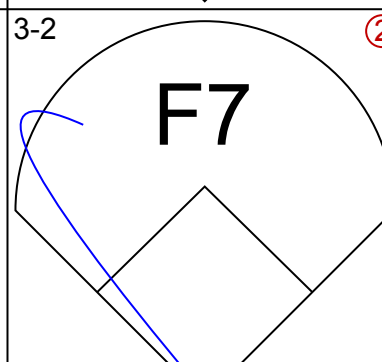
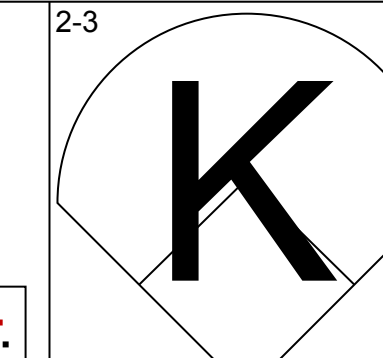
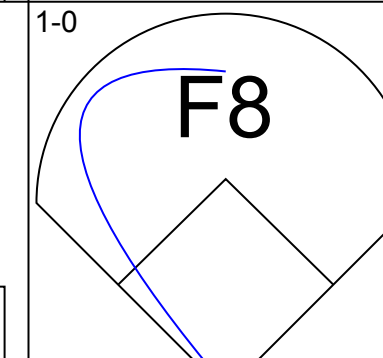
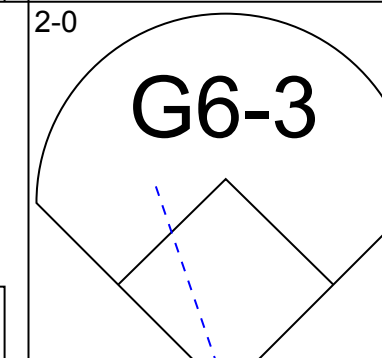
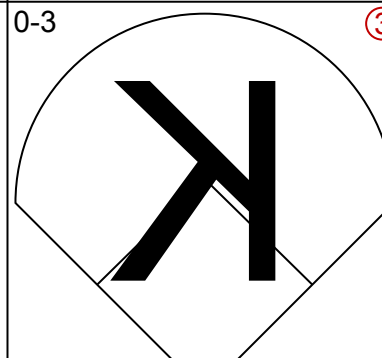
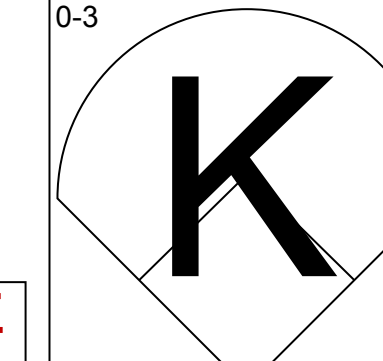
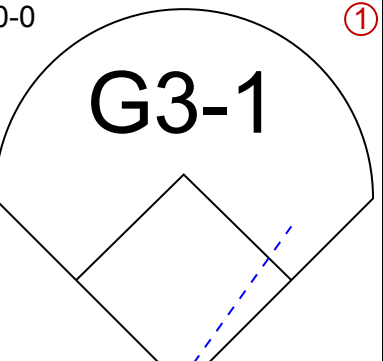
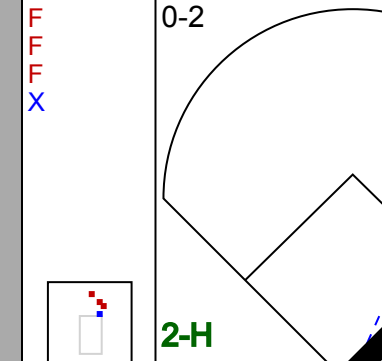
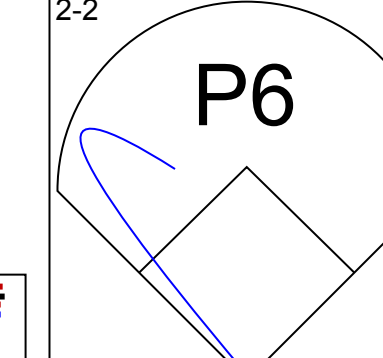
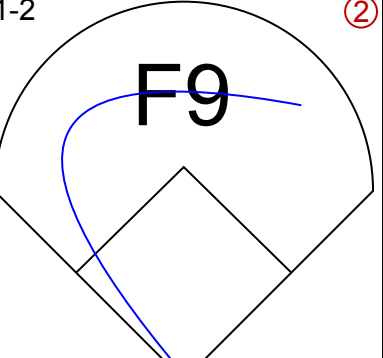
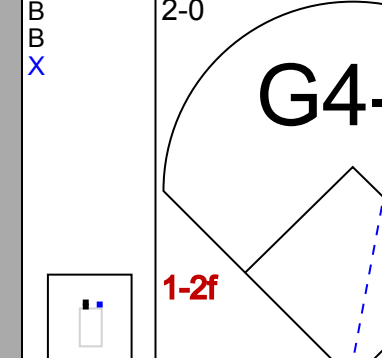
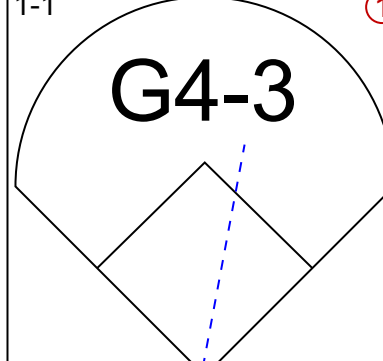
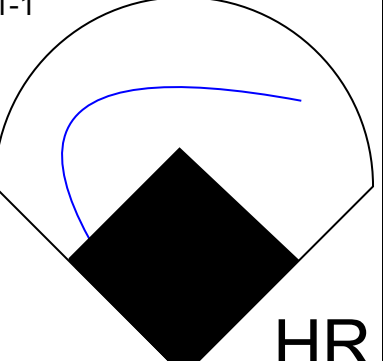
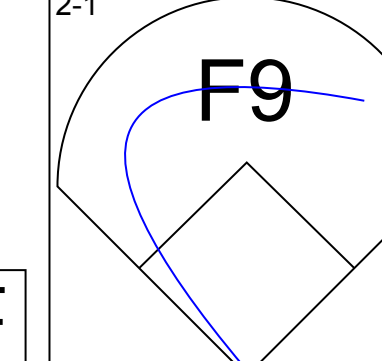
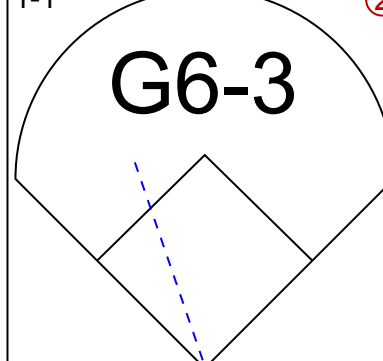
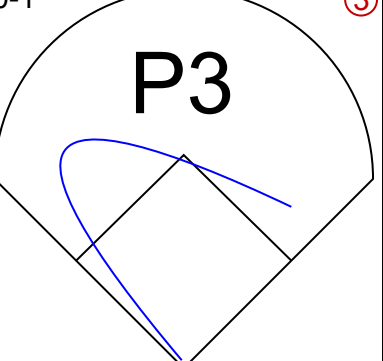
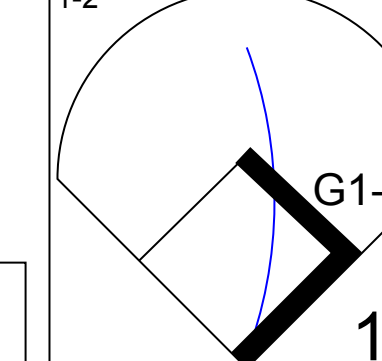
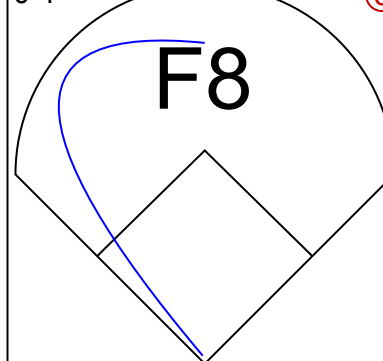
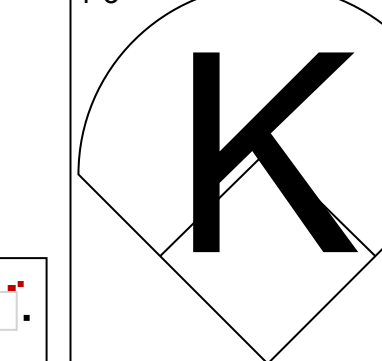
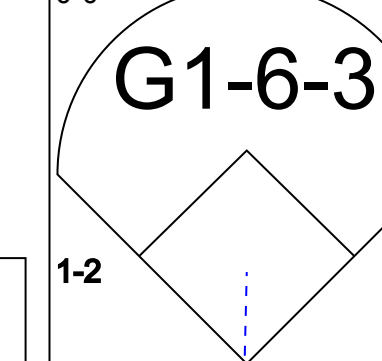


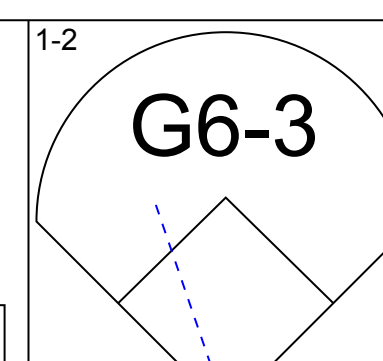
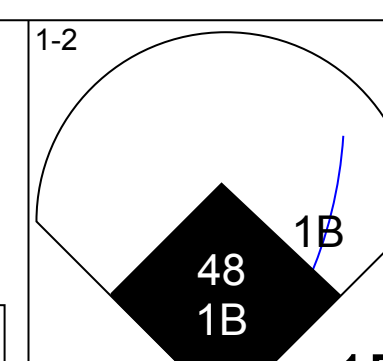
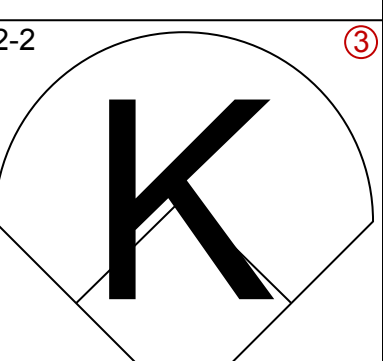
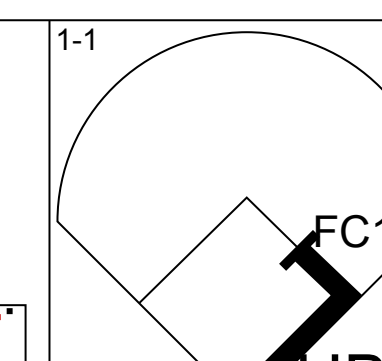
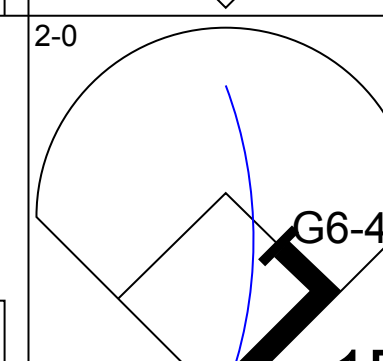
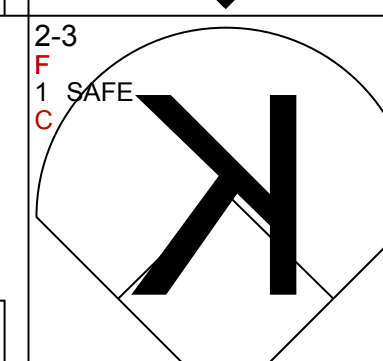
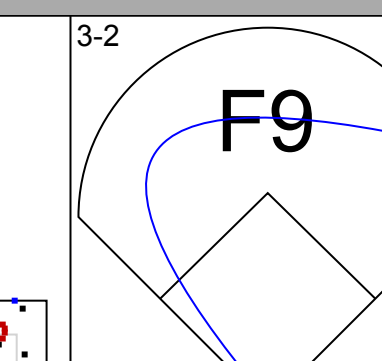
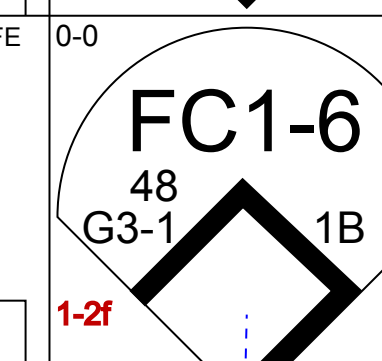
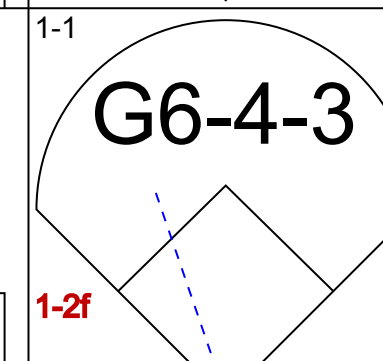
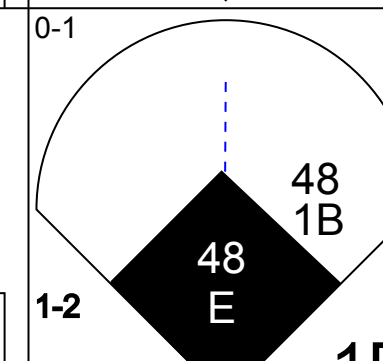
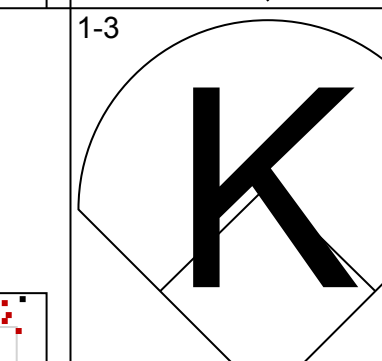
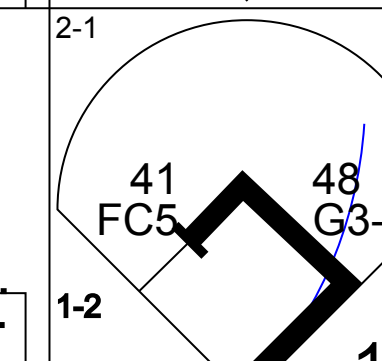
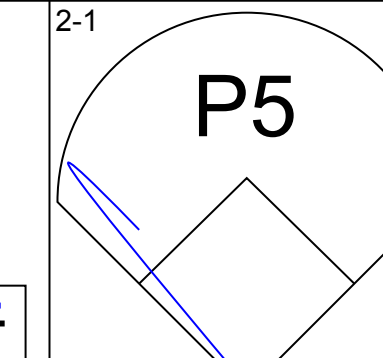
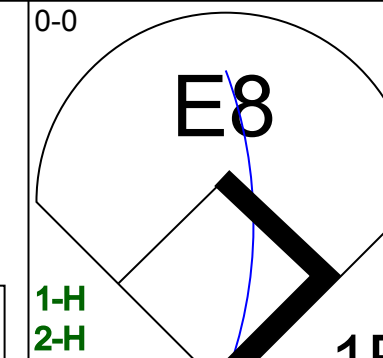
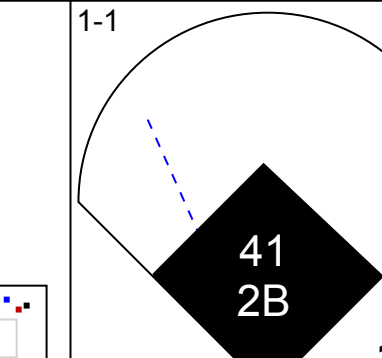
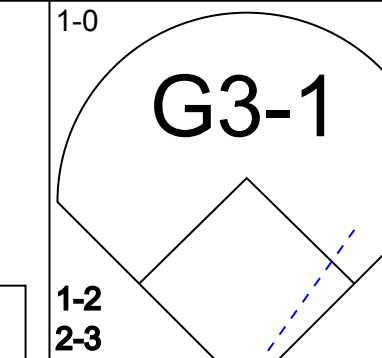

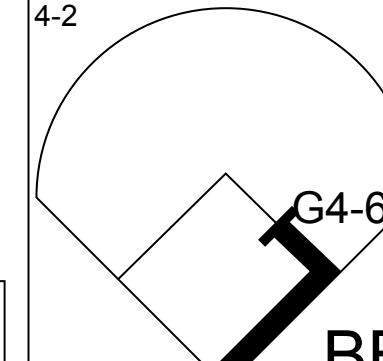
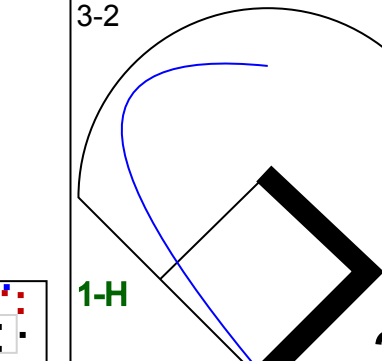
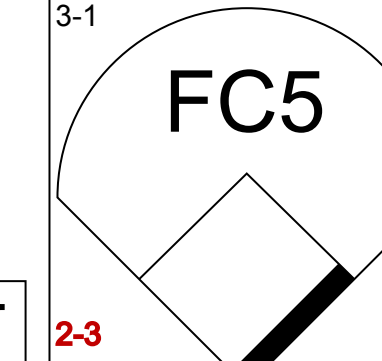

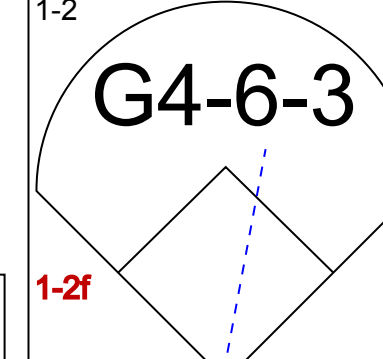
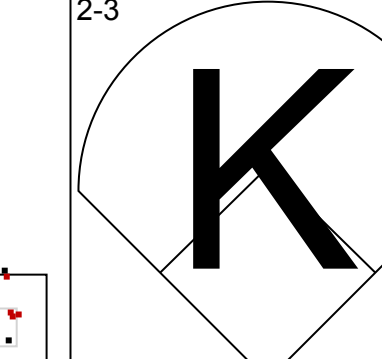
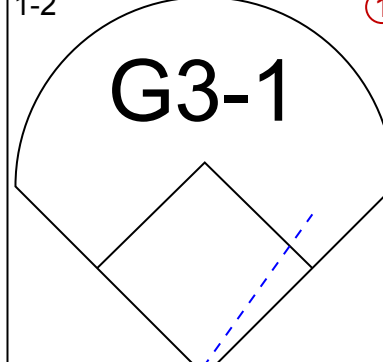
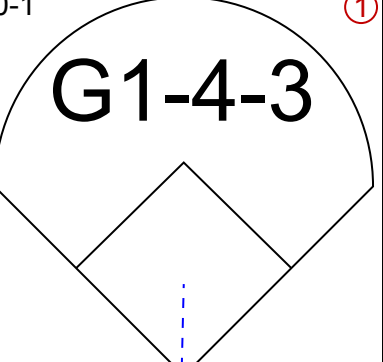

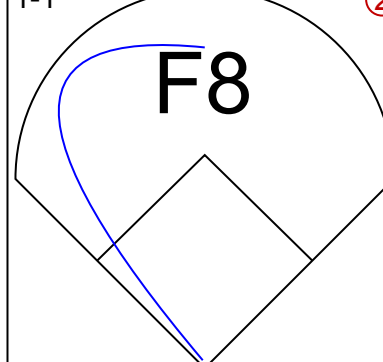


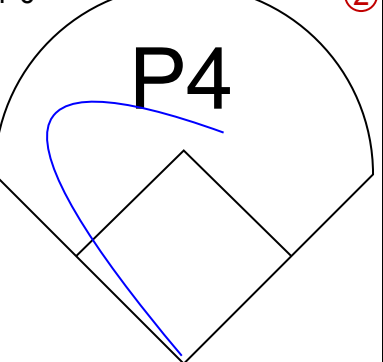

Batter	1	2	3	4	5	6	7	8	9	AB	R	H	RBI	BB	SO	LOB	BOTTOM			
24 Grady Sizemore, L OBP: 0.347, SLG: 0.484 (1, 8)										4	0	1	1	0	1	0				
Coco Crisp, S OBP: 0.340, SLG: 0.465 (1, 7)										4	0	0	1	0	0	1				
Ben Broussard, L OBP: 0.305, SLG: 0.448 (1, 3)										3	0	0	0	1	3	0				
48 Travis Hafner, L OBP: 0.387, SLG: 0.487 (1, 10)										4	1	1	1	0	1	2				
Ronnie Belliard, R OBP: 0.332, SLG: 0.450 (1, 4)										3	0	1	0	0	0	0				
Jody Gerut, L OBP: 0.376, SLG: 0.421 (1, 9)										3	0	1	0	0	0	1				
Casey Blake, R OBP: 0.282, SLG: 0.378 (7, 5)										3	1	1	0	0	0	1				
José Hernández, R OBP: 0.267, SLG: 0.296 (7, 5)										0	0	0	0	0	0	0				
Josh Bard, S OBP: 0.271, SLG: 0.255 (1, 2)										2	0	0	0	1	0	1				
2 Jhonny Peralta, R OBP: 0.324, SLG: 0.519 (1, 6)										2	1	0	0	1	1	2				
Inning Stats	R: 0 E: 0 K: 1 S: 7	H: 0 LOB: 0 BB: 0 P: 10	R: 1 E: 0 K: 1 S: 12	H: 2 LOB: 2 BB: 1 P: 22	R: 0 E: 0 K: 2 S: 7	H: 0 LOB: 0 BB: 0 P: 9	R: 0 E: 0 K: 0 S: 7	H: 1 LOB: 0 BB: 0 P: 8	R: 2 E: 0 K: 0 S: 18	H: 2 LOB: 2 BB: 2 P: 34	R: 0 E: 0 K: 0 S: 6	H: 0 LOB: 0 BB: 0 P: 9	R: 0 E: 0 K: 2 S: 5	H: 0 LOB: 0 BB: 0 P: 9	R: 0 E: 0 K: 2 S: 8	H: 0 LOB: 0 BB: 0 P: 13	1B: 3 2B: 1 3B: 0 HR: 1	SF: 0 SAC: 0 DP: 1 HBP: 0	WP: 0 PB: 0 SB: 0 CS: 0	PA: 31
PITCHER	IP WLS BF H R ER SO BB IBB HBP BLK WP HR S P ERA WHIP																			
17 Brandon Webb, R ERA: 3.25 (1, 1)	8.0 L 31 5 3 3 6 3 0 0 0 0 0 0 70 114 3.38 1.000																			

Arizona Diamondbacks @ Cleveland Indians
Jacobs Field, Cleveland, OH
Sat Jun 18 2005, 7:05 PM EDT
Att: 28,306 - Clear - 69 F

AB	28
R	3
H	5
RBI	3
BB	3
SO	6
LOB	8



Batter	1	2	3	4	5	6	7	8	9	AB	R	H	RBI	BB	SO	LOB	TOP			
Craig Counsell, L (1,4) OBP: 0.391, SLG: 0.439				 1B						4	0	1	0	0	1	1	Arizona Diamondbacks @ Cleveland Indians Jacobs Field, Cleveland, OH Sun Jun 19 2005, 1:05 PM EDT Att: 27,416 - Sunny - 71 F			
Alex Cintron, S (1,6) OBP: 0.324, SLG: 0.415										4	0	0	0	0	1	1				
Luis Gonzalez, L (1,7) OBP: 0.397, SLG: 0.485										4	1	1	0	0	1	1				
Troy Glaus, R (1,5) OBP: 0.355, SLG: 0.528 Royce Clayton, R (9, PH) OBP: 0.296, SLG: 0.333								 1B		3	0	0	0	0	1	2				
Tony Clark, S (1,10) OBP: 0.384, SLG: 0.679								 1B		3	0	1	1	0	1	0				
Shawn Green, L (1,9) OBP: 0.334, SLG: 0.459								 1-2		3	0	0	0	0	0	1				
José Cruz Jr., S (1,8) OBP: 0.335, SLG: 0.455										3	1	1	1	0	0	0				
Chad Tracy, L (1,3) OBP: 0.323, SLG: 0.469								 1B		3	0	1	0	0	0	0				
Kelly Stinnett, R (1,2) OBP: 0.273, SLG: 0.524 Quinton McCracken, S (8, PH) OBP: 0.301, SLG: 0.259 19 Chris Snyder, R (8,2) OBP: 0.322, SLG: 0.325								 1-2		2	0	0	0	0	1	0				
Inning Stats	R: 0 E: 0 K: 1 S: 7	H: 0 LOB: 0 BB: 0 P: 13	R: 0 E: 0 K: 2 S: 11	H: 0 LOB: 0 BB: 0 P: 15	R: 0 E: 0 K: 0 S: 6	H: 1 LOB: 1 BB: 0 P: 11	R: 1 E: 0 K: 0 S: 8	H: 1 LOB: 0 BB: 0 P: 10	R: 0 E: 0 K: 1 S: 6	H: 0 LOB: 0 BB: 0 P: 9	R: 1 E: 0 K: 0 S: 8	H: 2 LOB: 0 BB: 0 P: 12	R: 0 E: 0 K: 0 S: 10	H: 1 LOB: 1 BB: 0 P: 16	R: 0 E: 0 K: 2 S: 9	H: 0 LOB: 0 BB: 0 P: 12		1B: 3 2B: 1 3B: 0 HR: 1	SF: 0 SAC: 0 DP: 1 HBP: 0	WP: 0 PB: 0 SB: 0 CS: 0
PITCHER	IP	WLS	BF	H	R	ER	SO	BB	IBB	HBP	BLK	WP	HR	S	P	ERA	WHIP			
37 Jake Westbrook, R (1,1) ERA: 4.57	8.0	W	28	5	2	2	5	0	0	0	0	0	1	64	94	2.25	0.625			
Bob Wickman, R (9,1) ERA: 2.67	1.0	S	3	0	0	0	2	0	0	0	0	0	0	9	12	0.00	0.000			

Batter	1	2	3	4	5	6	7	8	9	AB	R	H	RBI	BB	SO	LOB	BOTTOM			
24 Grady Sizemore, L (1,8) OBP: 0.350, SLG: 0.482				 1B				 HBP		3	1	1	0	0	1	1	Arizona Diamondbacks @ Cleveland Indians Jacobs Field, Cleveland, OH Sun Jun 19 2005, 1:05 PM EDT Att: 27,416 - Sunny - 71 F			
Casey Blake, R (1,9) OBP: 0.282, SLG: 0.376	 1B							 48 G3-1 1B 1-2		4	0	1	0	0	1	2				
Ronnie Belliard, R (1,4) OBP: 0.335, SLG: 0.451	 1-2			 1B				 FC5 48 G3-1 1B		4	1	2	0	0	1	1				
48 Travis Hafner, L (1,10) OBP: 0.389, SLG: 0.488				 1B			 2B			4	1	2	1	0	0	2				
41 Victor Martinez, S (1,2) OBP: 0.302, SLG: 0.351	 1B			 BB			 1-H	 2-3		3	0	2	1	1	0	2				
José Hernández, R (1,3) OBP: 0.299, SLG: 0.287	 1-2			 1-2						3	0	0	0	0	1	4				
Jody Gerut, L (1,7) OBP: 0.375, SLG: 0.410								 BB		2	0	0	0	1	0	0				
Aaron Boone, R (1,5) OBP: 0.258, SLG: 0.351								 1-2		3	0	1	0	0	0	1				
2 Jhonny Peralta, R (1,6) OBP: 0.318, SLG: 0.510										3	0	0	0	0	0	1				
Inning Stats	R: 0 E: 0 K: 0 S: 6	H: 1 LOB: 0 BB: 0 P: 10	R: 0 E: 0 K: 0 S: 6	H: 1 LOB: 0 BB: 0 P: 10	R: 0 E: 0 K: 0 S: 7	H: 0 LOB: 0 BB: 0 P: 11	R: 2 E: 1 K: 1 S: 17	H: 3 LOB: 1 BB: 1 P: 25	R: 0 E: 0 K: 1 S: 7	H: 1 LOB: 1 BB: 0 P: 10	R: 1 E: 0 K: 2 S: 19	H: 2 LOB: 1 BB: 0 P: 29	R: 0 E: 0 K: 0 S: 3	H: 0 LOB: 0 BB: 1 P: 7	R: 0 E: 0 K: 0 S: 7	H: 1 LOB: 2 BB: 0 P: 14		1B: 8 2B: 1 3B: 0 HR: 0	SF: 0 SAC: 0 DP: 4 HBP: 1	WP: 0 PB: 0 SB: 0 CS: 0
PITCHER	IP	WLS	BF	H	R	ER	SO	BB	IBB	HBP	BLK	WP	HR	S	P	ERA	WHIP			
Shawn Estes, L (1,1) ERA: 3.91	8.0	L	32	9	3	2	4	2	0	1	0	0	0	72	116	2.25	1.375			

Batter	1	2	3	4	5	6	7	8	9	AB	R	H	RBI	BB	SO	LOB	TOP								
18 Johnny Damon, L OBP: 0.387, SLG: 0.467	G3		K			G4-3			HR	5	2	2	2	0	1	1	Boston Red Sox @ Cleveland Indians Jacobs Field, Cleveland, OH Mon Jun 20 2005, 7:05 PM EDT Att: 30,562 - Partly Cloudy - 76 F								
Edgar Renteria, R OBP: 0.316, SLG: 0.395	G5-3			HR	K				F9	5	1	2	0	0	1	2									
34 David Ortiz, L OBP: 0.377, SLG: 0.559	K			HR	FC5				P6	5	2	1	1	0	1	2									
Manny Ramirez, R OBP: 0.356, SLG: 0.521		P5			HR				P3	5	2	3	4	0	0	1									
Kevin Millar, R OBP: 0.349, SLG: 0.388	F8				P3				G1-3	4	0	0	0	0	0	3									
John Olerud, L OBP: 0.406, SLG: 0.500					G1-3				F7	0	0	0	0	0	0	0									
Jason Varitek, S OBP: 0.385, SLG: 0.560	K				L3				G4-3	4	1	1	3	0	1	0									
Jay Payton, R OBP: 0.325, SLG: 0.452			E7		G5-3				F9	4	0	1	0	0	1	0									
Bill Mueller, S OBP: 0.399, SLG: 0.412			F7						F7	4	1	2	0	0	0	1									
Mark Bellhorn, S OBP: 0.337, SLG: 0.358			K						F7	4	1	1	0	0	2	2									
Inning Stats	R: 0 E: 0 K: 1 S: 7	H: 0 LOB: 0 BB: 0 P: 10	R: 0 E: 0 K: 1 S: 5	H: 0 LOB: 0 BB: 0 P: 10	R: 0 E: 1 K: 2 S: 10	H: 1 LOB: 1 BB: 0 P: 16	R: 3 E: 0 K: 0 S: 11	H: 3 LOB: 0 BB: 0 P: 21	R: 6 E: 0 K: 2 S: 22	H: 5 LOB: 0 BB: 0 P: 38	R: 0 E: 0 K: 1 S: 8	H: 0 LOB: 0 BB: 0 P: 13	R: 0 E: 0 K: 0 S: 12	H: 1 LOB: 1 BB: 0 P: 16	R: 0 E: 0 K: 0 S: 10	H: 1 LOB: 1 BB: 0 P: 16	R: 1 E: 0 K: 0 S: 5	H: 2 LOB: 1 BB: 0 P: 11	1B: 6 2B: 4 3B: 0 HR: 3	SF: 0 SAC: 0 DP: 0 HBP: 0	WP: 0 PB: 0 SB: 0 CS: 0	PA: 40			
PITCHER	IP	WLS	BF	H	R	ER	SO	BB	IBB	HBP	BLK	WP	HR	S	P	ERA	WHIP								
CC Sabathia, L ERA: 4.68	4.2	L	24	9	9	9	5	0	0	0	0	0	2	52	91	17.36	1.929								
63 Rafael Betancourt, R ERA: 2.38	2.1		8	1	0	0	2	0	0	0	0	0	0	23	33	0.00	0.429								
David Riske, R ERA: 2.1	1.1		6	2	1	1	0	0	0	0	0	0	1	12	21	6.75	1.500								
Arthur Rhodes, L ERA: 0.94	0.1		1	0	0	0	0	0	0	0	0	0	0	1	2	0.00	0.000								
Bob Howry, R ERA: 3.0	0.1		1	1	0	0	0	0	0	0	0	0	0	2	4	0.00	3.000								

AB	40
R	10
H	13
RBI	10
BB	0
SO	7
LOB	12



Batter	1	2	3	4	5	6	7	8	9	AB	R	H	RBI	BB	SO	LOB	BOTTOM								
24 Grady Sizemore, L OBP: 0.349, SLG: 0.476	G5-3					E4			L9	5	0	1	0	1	1	1	Boston Red Sox @ Cleveland Indians Jacobs Field, Cleveland, OH Mon Jun 20 2005, 7:05 PM EDT Att: 30,562 - Partly Cloudy - 76 F								
Coco Crisp, S OBP: 0.340, SLG: 0.459	G5-3					G4-6-3			F8	5	1	1	1	1	1	4									
Ronnie Belliard, R OBP: 0.336, SLG: 0.450	48 HR 41 BB									3	2	1	1	1	2	1									
48 Travis Hafner, L OBP: 0.393, SLG: 0.502										4	1	2	2	1	0	2									
41 Victor Martinez, S OBP: 0.308, SLG: 0.370										5	1	3	3	0	1	0									
José Hernández, R OBP: 0.281, SLG: 0.298										3	1	1	0	0	0	2									
Ben Broussard, L OBP: 0.303, SLG: 0.443	P2									2	0	0	0	0	1	2									
Casey Blake, R OBP: 0.288, SLG: 0.378										4	1	2	0	1	1	0									
Aaron Boone, R OBP: 0.257, SLG: 0.348	F9									5	1	1	1	0	0	2									
2 Johnny Peralta, R OBP: 0.326, SLG: 0.519										5	1	3	1	0	1	2									
Alex Cora, L OBP: 0.258, SLG: 0.298										0	0	0	0	0	0	0									
Inning Stats	R: 1 E: 0 K: 0 S: 12	H: 2 LOB: 2 BB: 1 P: 23	R: 0 E: 0 K: 2 S: 17	H: 2 LOB: 0 BB: 0 P: 22	R: 0 E: 0 K: 1 S: 10	H: 0 LOB: 0 BB: 0 P: 13	R: 3 E: 0 K: 0 S: 14	H: 4 LOB: 2 BB: 1 P: 26	R: 0 E: 0 K: 1 S: 18	H: 2 LOB: 2 BB: 0 P: 27	R: 1 E: 1 K: 0 S: 13	H: 2 LOB: 2 BB: 1 P: 22	R: 0 E: 0 K: 1 S: 6	H: 0 LOB: 0 BB: 0 P: 8	R: 3 E: 0 K: 3 S: 23	H: 2 LOB: 0 BB: 1 P: 37	R: 1 E: 0 K: 0 S: 9	H: 1 LOB: 1 BB: 1 P: 16	1B: 11 2B: 2 3B: 0 HR: 2	SF: 1 SAC: 0 DP: 1 HBP: 0	WP: 0 PB: 0 SB: 0 CS: 0	PA: 47			
PITCHER	IP	WLS	BF	H	R	ER	SO	BB	IBB	HBP	BLK	WP	HR	S	P	ERA	WHIP								
David Wells, L ERA: 4.73	5.0	W	27	10	4	4	4	2	0	0	0	0	0	10	18	13.50	3.000								
Mike Myers, L ERA: 2.4	0.2		4	1	1	1	0	1	0	0	0	0	0	10	18	13.50	3.000								
50 Mike Timlin, R ERA: 1.31	1.1		5	1	0	0	1	0	0	0	0	0	0	9	12	0.00	0.750								
Alan Embree, L ERA: 7.2	0.2		4	1	2	2	2	1	0	0	0	0	1	18	28	27.00	3.000								
Keith Foulke, R ERA: 5.57	1.1	S	7	2	2	2	1	1	0	0	0	0	1	14	25	13.50	2.250								



Batter	1	2	3	4	5	6	7	8	9	AB	R	H	RBI	BB	SO	LOB	TOP					
18 Johnny Damon, L (1, 8) OBP: 0.387, SLG: 0.468	G4-3	E 34 SF9 BB		K		1-1 2B		G4-3		4	1	1	1	1	1	1	Boston Red Sox @ Cleveland Indians Jacobs Field, Cleveland, OH Tue Jun 21 2005, 7:05 PM EDT Att: 28,450 - Cloudy - 84 F					
Edgar Renteria, R (1, 6) OBP: 0.317, SLG: 0.390	34 HR BB	E4				G6-3		K		4	1	0	0	1	2	3						
34 David Ortiz, L (1, 10) OBP: 0.381, SLG: 0.584	1-H	SF9				HR		K		4	3	3	4	0	1	0						
Manny Ramirez, R (1, 7) OBP: 0.357, SLG: 0.531	BB 1B					G6-3		G6-3		5	1	2	2	0	1	1						
Trot Nixon, L (1, 9) OBP: 0.387, SLG: 0.477	BB 1B			F7		F8				4	0	1	0	1	0	0						
Kevin Millar, R (1, 3) OBP: 0.348, SLG: 0.386	F4			P4				2B SF9 1B		4	1	1	0	0	1	3						
John Olerud, L (7, 3) OBP: 0.394, SLG: 0.483								K		1	0	0	0	0	0	0						
Jason Varitek, S (1, 2) OBP: 0.386, SLG: 0.559	1-2 2-3 BB			K				SF9 18 2B		4	1	1	0	1	2	0						
Bill Mueller, S (1, 5) OBP: 0.397, SLG: 0.409	G3			F9		P6		2B 1B		4	1	1	0	0	0	5						
Mark Bellhorn, S (1, 4) OBP: 0.336, SLG: 0.362				K		SF9		18 G4-3 1B		3	0	1	2	0	2	0						
Inning Stats	R: 2 E: 0 K: 0 S: 11	H: 3 LOB: 3 BB: 2 P: 27	R: 1 E: 1 K: 2 S: 12	H: 0 LOB: 1 BB: 1 P: 20	R: 0 E: 0 K: 1 S: 7	H: 0 LOB: 0 BB: 0 P: 12	R: 0 E: 0 K: 2 S: 9	H: 0 LOB: 0 BB: 0 P: 11	R: 1 E: 0 K: 1 S: 9	H: 1 LOB: 0 BB: 0 P: 14	R: 2 E: 0 K: 0 S: 14	H: 3 LOB: 1 BB: 0 P: 19	R: 0 E: 0 K: 2 S: 13	H: 0 LOB: 1 BB: 1 P: 24	R: 1 E: 0 K: 1 S: 11	H: 2 LOB: 1 BB: 0 P: 16	R: 2 E: 0 K: 1 S: 13	H: 2 LOB: 0 BB: 0 P: 20	1B: 5 2B: 3 3B: 0 HR: 3	SF: 2 SAC: 0 DP: 0 HBP: 0	WP: 0 PB: 0 SB: 1 CS: 0	PA: 43
PITCHER	IP WLS BF H R ER SO BB IBB HBP BLK WP HR S P ERA WHIP																					
Kevin Millwood, R (1, 1) ERA: 3.34	6.0 L 29 7 6 5 6 3 0 0 0 0 0 2 62 103 7.50 1.667																					
Scott Sauerbeck, L (7, 1) ERA: 3.15	0.2 3 0 0 0 1 1 0 0 0 0 0 0 10 18 0.00 1.500																					
59 Matt Miller, R (7, 1) ERA: 1.69	1.1 6 2 1 1 2 0 0 0 0 0 0 0 14 22 6.75 1.500																					
David Riske, R (9, 1) ERA: 2.55	1.0 5 2 2 2 1 0 0 0 0 0 0 1 13 20 18.00 2.000																					

AB	37
R	9
H	11
RBI	9
BB	4
SO	10
LOB	13



Batter	1	2	3	4	5	6	7	8	9	AB	R	H	RBI	BB	SO	LOB	BOTTOM					
24 Grady Sizemore, L (1, 8) OBP: 0.348, SLG: 0.473	K		FC3-6			F8		SF9 1B		4	0	1	0	0	1	2	Boston Red Sox @ Cleveland Indians Jacobs Field, Cleveland, OH Tue Jun 21 2005, 7:05 PM EDT Att: 28,450 - Cloudy - 84 F					
Coco Crisp, S (1, 7) OBP: 0.343, SLG: 0.460	P6		G6-3			E9 1B		SF9 1B		4	0	2	0	0	0	2						
Ben Broussard, L (1, 3) OBP: 0.297, SLG: 0.437	F8				G4-3		P5	SF9		3	0	0	1	0	0	1						
48 Travis Hafner, L (1, 10) OBP: 0.391, SLG: 0.498			K					F9		4	0	1	0	0	2	2						
41 Victor Martinez, S (1, 2) OBP: 0.307, SLG: 0.373			F8		G3-6-1			G3 WP 2B		4	1	1	0	0	0	2						
Ronnie Belliard, R (1, 4) OBP: 0.335, SLG: 0.443			G6-4-3			K		G3		3	0	0	0	1	1	2						
Jody Gerut, L (1, 9) OBP: 0.359, SLG: 0.390						G6-3		F9		4	0	0	0	0	1	1						
Casey Blake, R (1, 5) OBP: 0.287, SLG: 0.380						G4-3		G6-3		4	0	1	0	0	0	1						
Alex Cora, L (1, 6) OBP: 0.267, SLG: 0.302						L9		1B 24 SF9 1B		2	1	1	0	1	0	0						
Inning Stats	R: 0 E: 0 K: 1 S: 8	H: 0 LOB: 0 BB: 0 P: 10	R: 0 E: 0 K: 1 S: 8	H: 0 LOB: 0 BB: 0 P: 11	R: 0 E: 0 K: 1 S: 13	H: 1 LOB: 2 BB: 1 P: 25	R: 0 E: 0 K: 0 S: 11	H: 1 LOB: 0 BB: 0 P: 16	R: 0 E: 0 K: 0 S: 9	H: 0 LOB: 0 BB: 0 P: 13	R: 0 E: 1 K: 0 S: 11	H: 1 LOB: 1 BB: 0 P: 18	R: 1 E: 0 K: 0 S: 10	H: 1 LOB: 0 BB: 0 P: 14	R: 1 E: 0 K: 1 S: 14	H: 3 LOB: 2 BB: 0 P: 17		R: 0 E: 0 K: 0 S: 8	H: 0 LOB: 1 BB: 1 P: 15	1B: 5 2B: 2 3B: 0 HR: 0	SF: 1 SAC: 0 DP: 2 HBP: 0	WP: 2 PB: 0 SB: 0 CS: 0
PITCHER	IP WLS BF H R ER SO BB IBB HBP BLK WP HR S P ERA WHIP																					
Bronson Arroyo, R (1, 1) ERA: 4.02	7.0 W 25 4 1 1 4 1 0 0 0 0 0 0 70 107 1.29 0.714																					
John Halama, L (8, 1) ERA: 8.19	1.0 6 3 1 1 1 0 0 0 0 0 0 0 14 17 9.00 3.000																					
Matt Mantei, R (9, 1) ERA: 5.4	1.0 4 0 0 0 0 1 0 0 0 0 0 0 8 15 0.00 1.000																					

AB	32
R	2
H	7
RBI	1
BB	2
SO	5
LOB	13



Batter	1	2	3	4	5	6	7	8	9	AB	R	H	RBI	BB	SO	LOB	TOP										
Jay Payton, R OBP: 0.321, SLG: 0.450 (1, 8)	F8		G5-3			F9	F9		E8 2B	5	1	1	0	0	0	1											
Edgar Renteria, R OBP: 0.316, SLG: 0.404 (1, 6)	L4		HR			F7	F8		S 2B	5	1	2	2	0	0	1											
34 David Ortiz, L OBP: 0.385, SLG: 0.590 (1, 10)	2B		G6-3			1B		F8	DI IBB	4	0	2	0	1	0	0											
Manny Ramirez, R OBP: 0.361, SLG: 0.528 (1, 7)	BB			F8		1B		F8	1B 1B	3	1	1	0	2	1	2											
Kevin Millar, R OBP: 0.350, SLG: 0.388 18 Johnny Damon, L OBP: 0.387, SLG: 0.468 (1, 9) (8, PR)	K			F7				1B	L4	4	0	2	0	0	1	2											
Trot Nixon, L OBP: 0.385, SLG: 0.474 (9, PH) (9, 9)						1-2 2-3		1B		1	0	0	0	0	0	2											
Jason Varitek, S OBP: 0.378, SLG: 0.546 (1, 2)		G6-3		K		K		F6	P5	5	0	0	0	0	2	7											
John Olerud, L OBP: 0.432, SLG: 0.606 (1, 3)	F8					G6-4-3 1B		HR	1B	4	1	3	2	0	0	0											
Bill Mueller, S OBP: 0.394, SLG: 0.406 (1, 5)	K					G6-4-3		F9	1B	4	0	1	1	0	1	1											
Mark Bellhorn, S OBP: 0.335, SLG: 0.357 (1, 4)						K		F9		3	0	0	0	1	2	2											
Inning Stats	R: 0 E: 0 K: 1 S: 10	H: 1 LOB: 2 BB: 1 P: 16	R: 0 E: 0 K: 1 S: 8	H: 0 LOB: 0 BB: 0 P: 10	R: 1 E: 0 K: 1 S: 10	H: 1 LOB: 0 BB: 0 P: 15	R: 0 E: 0 K: 1 S: 8	H: 0 LOB: 0 BB: 0 P: 11	R: 0 E: 0 K: 1 S: 13	H: 2 LOB: 3 BB: 1 P: 23	R: 1 E: 0 K: 0 S: 11	H: 1 LOB: 1 BB: 1 P: 17	R: 2 E: 0 K: 0 S: 18	H: 4 LOB: 2 BB: 1 P: 27	R: 1 E: 1 K: 1 S: 16	H: 2 LOB: 2 BB: 1 P: 26	1B: 6 2B: 4 3B: 0 HR: 2	SF: 0 SAC: 0 DP: 1 HBP: 0	WP: 0 PB: 0 SB: 1 CS: 0	PA: 42							
PITCHER	IP	WLS	BF	H	R	ER	SO	BB	IBB	HBP	BLK	WP	HR	S	P	ERA	WHIP										
31 Cliff Lee, L ERA: 3.28 (1, 1)	7.0		29	6	2	2	6	2	1	0	0	0	2	68	103	2.57	1.143										
Scott Sauerbeck, L ERA: 3.1 (8, 1)	0.1	H	1	0	0	0	0	0	0	0	0	0	0	1	1	0.00	0.000										
Bob Howry, R ERA: 3.56 (8, 1)	0.1	H	3	2	0	0	0	0	0	0	0	0	7	10	0.00	6.000											
Arthur Rhodes, L ERA: 0.93 (8, 1)	0.1	B	3	2	2	2	0	0	0	0	0	0	10	16	54.00	6.000											
Bob Wickman, R ERA: 2.89 (9, 1)	1.0	L	6	2	1	1	1	0	1	0	0	0	0	16	26	9.00	2.000										

Boston Red Sox @ Cleveland Indians
 Jacobs Field, Cleveland, OH
 Wed Jun 22 2005, 7:05 PM EDT
 Att: 29,915 - Clear - 75 F

AB	38
R	5
H	12
RBI	5
BB	4
SO	7
LOB	18



Batter	1	2	3	4	5	6	7	8	9	AB	R	H	RBI	BB	SO	LOB	BOTTOM										
24 Grady Sizemore, L OBP: 0.349, SLG: 0.479 (1, 8)	2B				G3		G6-3	2B		5	0	2	0	0	1	3											
Alex Cora, L OBP: 0.264, SLG: 0.298 (1, 4)	F7		F7		G6-3		E6 1B 48 G6-3	F9		5	1	1	0	0	0	4											
Coco Crisp, S OBP: 0.340, SLG: 0.454 (1, 7)	L6		G4-3		G1-6-3		48 G6-3 41 1B		F8	5	1	1	0	0	0	2											
48 Travis Hafner, L OBP: 0.387, SLG: 0.488 (1, 10)	K		P5				41 1B BB	G6-3	F7	4	1	0	1	1	1	2											
41 Victor Martinez, S OBP: 0.309, SLG: 0.371 (1, 2)		E7 1B			F8		1B 1B BB		P5	4	1	1	1	1	0	0											
Ben Broussard, L OBP: 0.297, SLG: 0.434 (1, 3)		P6		K2-3			1B	G5-3		4	0	1	0	0	1	2											
Casey Blake, R OBP: 0.295, SLG: 0.386 (7, 9)		1B					2 G6-4-3		G5-3	4	0	3	1	0	0	0											
Jody Gerut, L OBP: 0.362, SLG: 0.393 Jose Hernandez, R OBP: 0.297, SLG: 0.292 (1, 9) (6, PH) (7, 5)					G3		K		K	2	0	1	1	0	0	1											
2 Jhonny Peralta, R OBP: 0.330, SLG: 0.515 (1, 6)					G6-3 24 G3		G6-4-3		24 2B	3	0	1	0	1	1	5											
Inning Stats	R: 0 E: 0 K: 1 S: 11	H: 2 LOB: 2 BB: 0 P: 18	R: 1 E: 1 K: 2 S: 16	H: 2 LOB: 0 BB: 0 P: 27	R: 0 E: 0 K: 0 S: 6	H: 0 LOB: 0 BB: 0 P: 6	R: 0 E: 0 K: 1 S: 15	H: 1 LOB: 1 BB: 0 P: 21	R: 0 E: 0 K: 0 S: 14	H: 0 LOB: 1 BB: 1 P: 21	R: 1 E: 0 K: 1 S: 13	H: 2 LOB: 2 BB: 2 P: 25	R: 2 E: 1 K: 0 S: 11	H: 3 LOB: 1 BB: 0 P: 17	R: 0 E: 0 K: 1 S: 10	H: 2 LOB: 0 BB: 0 P: 14	R: 0 E: 0 K: 0 S: 5	H: 0 LOB: 0 BB: 0 P: 8	1B: 9 2B: 2 3B: 0 HR: 0	SF: 0 SAC: 0 DP: 1 HBP: 0	WP: 0 PB: 0 SB: 0 CS: 0	PA: 41					
PITCHER	IP	WLS	BF	H	R	ER	SO	BB	IBB	HBP	BLK	WP	HR	S	P	ERA	WHIP										
Wade Miller, R ERA: 4.83 (1, 1)	5.0		25	6	2	1	4	3	0	0	0	0	0	69	112	1.80	1.800										
Alan Embree, L ERA: 7.47 (6, 1)	1.1		5	2	2	2	1	0	0	0	0	0	0	12	14	13.50	1.500										
Mike Myers, L ERA: 2.35 (7, 1)	0.1		1	0	0	0	0	0	0	0	0	0	0	2	3	0.00	0.000										
50 Mike Timlin, R ERA: 1.27 (8, 1)	1.0	W	5	2	0	0	1	0	0	0	0	0	0	9	13	0.00	2.000										
Keith Foulke, R ERA: 5.35 (8, 1)	1.1		5	1	0	0	0	0	0	0	0	0	0	9	15	0.00	0.750										

Boston Red Sox @ Cleveland Indians
 Jacobs Field, Cleveland, OH
 Wed Jun 22 2005, 7:05 PM EDT
 Att: 29,915 - Clear - 75 F

AB	38
R	4
H	11
RBI	4
BB	3
SO	6
LOB	22



Batter	1	2	3	4	5	6	7	8	9	AB	R	H	RBI	BB	SO	LOB	TOP				
Felipe Lopez, S OBP: 0.341, SLG: 0.535 (1,6)										5	1	2	1	0	1	0	Cincinnati Reds @ Cleveland Indians Jacobs Field, Cleveland, OH Fri Jun 24 2005, 7:05 PM EDT Att: 27,129 - Partly Cloudy - 88 F				
Rich Aurilia, R OBP: 0.302, SLG: 0.446 (1,4)										3	0	0	0	2	0	0					
Sean Casey, L OBP: 0.368, SLG: 0.414 (1,3)										4	0	0	1	0	1	2					
Ken Griffey Jr., L OBP: 0.340, SLG: 0.507 (1,8)										4	2	3	2	0	1	0					
Joe Randa, R OBP: 0.366, SLG: 0.504 (1,10)										4	1	2	1	0	1	2					
Adam Dunn, L OBP: 0.395, SLG: 0.572 (1,7)										4	0	1	0	0	3	0					
Wily Mo Peña, R OBP: 0.319, SLG: 0.623 (1,9)										4	1	1	0	0	2	2					
Jason LaRue, R OBP: 0.348, SLG: 0.402 (1,2)										3	0	1	0	0	0	2					
12 Edwin Encarnación, R (1,5)										4	0	0	0	0	2	2					
Inning Stats	R: 0 E: 0 K: 2 S: 9	H: 0 LOB: 0 BB: 0 P: 13	R: 2 E: 0 K: 1 S: 10	H: 2 LOB: 0 BB: 0 P: 15	R: 1 E: 1 K: 0 S: 11	H: 2 LOB: 2 BB: 1 P: 20	R: 0 E: 0 K: 2 S: 9	H: 1 LOB: 1 BB: 0 P: 12	R: 0 E: 0 K: 0 S: 14	H: 2 LOB: 2 BB: 0 P: 18	R: 0 E: 0 K: 1 S: 5	H: 0 LOB: 0 BB: 0 P: 8	R: 1 E: 0 K: 2 S: 14	H: 1 LOB: 0 BB: 0 P: 21	R: 1 E: 0 K: 1 S: 14	H: 2 LOB: 2 BB: 1 P: 22		1B: 6 2B: 1 3B: 0 HR: 3	SF: 1 SAC: 1 DP: 0 HBP: 0	WP: 0 PB: 0 SB: 0 CS: 0	PA: 39
PITCHER	IP	WLS	BF	H	R	ER	SO	BB	IBB	HBP	BLK	WP	HR	S	P	ERA	WHIP				
Scott Elarton, R ERA: 4.76 (1,1)	6.0		26	7	3	3	7	1	0	0	0	0	2	62	92	4.50	1.333				
59 Matt Miller, R ERA: 1.51 (7,1)	1.0	H	3	0	0	0	1	0	0	0	0	0	0	5	8	0.00	0.000				
Scott Sauerbeck, L ERA: 3.48 (8,1)	0.1	B	2	1	1	1	0	0	0	0	0	0	1	8	12	27.00	3.000				
Arthur Rhodes, L ERA: 0.91 (8,1)	0.2		2	0	0	0	2	0	0	0	0	0	0	6	9	0.00	0.000				
Bob Howry, R ERA: 3.73 (9,1)	1.0	L	6	2	1	1	1	1	0	0	0	0	0	14	22	9.00	3.000				

AB	35
R	5
H	10
RBI	5
BB	2
SO	11
LOB	10



Batter	1	2	3	4	5	6	7	8	9	AB	R	H	RBI	BB	SO	LOB	BOTTOM					
24 Grady Sizemore, L OBP: 0.351, SLG: 0.475 (1,8)										2	1	0	0	2	0	1	Cincinnati Reds @ Cleveland Indians Jacobs Field, Cleveland, OH Fri Jun 24 2005, 7:05 PM EDT Att: 27,129 - Partly Cloudy - 88 F					
Casey Blake, R OBP: 0.294, SLG: 0.384 (1,9)										4	0	1	0	0	1	3						
Coco Crisp, S OBP: 0.335, SLG: 0.446 (1,7)										4	0	0	0	0	0	2						
48 Travis Hafner, L OBP: 0.385, SLG: 0.484 (1,10)										4	1	1	0	0	1	1						
41 Victor Martinez, S OBP: 0.312, SLG: 0.370 (1,2)										3	0	1	1	1	1	0						
Ronnie Belliard, R OBP: 0.333, SLG: 0.444 (1,4)										4	0	1	1	0	2	2						
José Hernández, R OBP: 0.287, SLG: 0.358 (1,3)										3	2	2	2	0	1	0						
Ben Broussard, L OBP: 0.300, SLG: 0.436 (0, PH)										1	0	1	0	0	0	0						
Aaron Boone, R OBP: 0.256, SLG: 0.343 (1,5)										3	0	0	0	1	1	1						
2 Johnny Peralta, R OBP: 0.328, SLG: 0.509 (1,6)										4	0	1	0	0	0	2						
Inning Stats	R: 2 E: 0 K: 0 S: 13	H: 3 LOB: 2 BB: 1 P: 25	R: 1 E: 0 K: 0 S: 7	H: 1 LOB: 0 BB: 1 P: 13	R: 0 E: 0 K: 1 S: 17	H: 1 LOB: 1 BB: 1 P: 25	R: 1 E: 0 K: 0 S: 10	H: 1 LOB: 1 BB: 1 P: 18	R: 0 E: 0 K: 2 S: 9	H: 0 LOB: 0 BB: 0 P: 15	R: 0 E: 0 K: 2 S: 7	H: 0 LOB: 0 BB: 0 P: 10	R: 0 E: 0 K: 1 S: 6	H: 1 LOB: 0 BB: 0 P: 10	R: 0 E: 0 K: 0 S: 4	H: 0 LOB: 0 BB: 0 P: 6	R: 0 E: 0 K: 1 S: 8	H: 1 LOB: 1 BB: 0 P: 12	1B: 5 2B: 1 3B: 0 HR: 2	SF: 0 SAC: 0 DP: 1 HBP: 0	WP: 0 PB: 0 SB: 1 CS: 1	PA: 36
PITCHER	IP	WLS	BF	H	R	ER	SO	BB	IBB	HBP	BLK	WP	HR	S	P	ERA	WHIP					
22 Eric Milton, L ERA: 7.7 (1,1)	6.0		26	6	4	4	5	4	0	0	0	0	0	6	10	6.00	1.667					
56 Todd Coffey, R ERA: 4.35 (7,1)	1.0		3	1	0	0	1	0	0	0	0	0	0	6	10	0.00	1.000					
Kent Mercker, L ERA: 2.87 (8,1)	1.0	W	3	0	0	0	0	0	0	0	0	0	0	4	6	0.00	0.000					
25 David Weathers, R ERA: 3.89 (9,1)	1.0	S	4	1	0	0	1	0	0	0	0	0	0	8	12	0.00	1.000					

AB	32
R	4
H	8
RBI	4
BB	4
SO	7
LOB	12



Batter	1	2	3	4	5	6	7	8	9	AB R H RBI BB SO LOB	TOP									
Felipe Lopez, S OBP: 0.347, SLG: 0.554 (1, 6)										5 2 3 1 0 0 1	Cincinnati Reds @ Cleveland Indians Jacobs Field, Cleveland, OH Sat Jun 25 2005, 7:05 PM EDT Att: 42,521 - Cloudy - 84 F									
Rich Aurilia, R OBP: 0.356, SLG: 0.447 William Bergolla, R OBP: 0.132, SLG: 0.132 (1, 4) (7, PH) (7, 4)										2 1 1 0 0 1 1 2 0 0 0 0 1 1										
Sean Casey, L OBP: 0.372, SLG: 0.422 (1, 3)										5 2 3 2 0 0 2										
Ken Griffey Jr., L OBP: 0.340, SLG: 0.504 Jason Romano, R OBP: 0.412, SLG: 0.667 (8, PH) (8, 8)										2 0 0 0 1 1 2 2 1 1 2 0 1 0										
Joe Randa, R OBP: 0.365, SLG: 0.506 12 Edwin Encarnación, R (7, 5)										3 0 1 1 0 1 1 2 0 0 0 0 0 0										
Adam Dunn, L OBP: 0.393, SLG: 0.567 (1, 7)										4 0 1 0 0 1 2										
Wily Mo Peña, R OBP: 0.316, SLG: 0.609 (1, 9)										4 0 1 0 0 1 1										
Jacob Cruz, L OBP: 0.333, SLG: 0.438 (1, 10)										4 0 0 0 0 3 1										
Javier Valentín, S OBP: 0.364, SLG: 0.458 (1, 2)										4 1 2 1 0 0 0										
Inning Stats	R: 1 E: 0 K: 1 S: 11	H: 2 LOB: 1 BB: 0 P: 16	R: 0 E: 0 K: 1 S: 7	H: 0 LOB: 0 BB: 0 P: 10	R: 2 E: 0 K: 1 S: 15	H: 3 LOB: 2 BB: 1 P: 27	R: 0 E: 0 K: 2 S: 7	H: 0 LOB: 0 BB: 0 P: 11	R: 0 E: 0 K: 1 S: 9	H: 1 LOB: 1 BB: 0 P: 13		R: 0 E: 0 K: 1 S: 11	H: 1 LOB: 1 BB: 0 P: 14	R: 0 E: 0 K: 1 S: 10	H: 1 LOB: 1 BB: 0 P: 14	R: 4 E: 0 K: 1 S: 15	H: 4 LOB: 0 BB: 0 P: 23	1B: 7 2B: 3 3B: 0 HR: 3	SF: 0 SAC: 1 DP: 0 HBP: 0	WP: 0 PB: 0 SB: 0 CS: 0
PITCHER	IP WLS BF H R ER SO BB IBB HBP BLK WP HR S P ERA WHIP											IP WLS BF H R ER SO BB IBB HBP BLK WP HR S P ERA WHIP								
37 Jake Westbrook, R ERA: 4.52	(1, 1)	7.0 W 30 8 3 3 8 1 0 0 0 0 0 0 67 100 3.86 1.286																		
63 Rafael Betancourt, R ERA: 2.31	(8, 1)	1.0 4 1 0 0 1 0 0 0 0 0 0 0 10 14 0.00 1.000																		
David Riske, R ERA: 3.47	(9, 1)	1.0 7 4 4 4 1 0 0 0 0 0 0 0 3 15 23 36.00 4.000																		

Batter	1	2	3	4	5	6	7	8	9	AB R H RBI BB SO LOB	BOTTOM							
24 Grady Sizemore, L OBP: 0.358, SLG: 0.491 (1, 8)										4 3 2 1 2 0 2	Cincinnati Reds @ Cleveland Indians Jacobs Field, Cleveland, OH Sat Jun 25 2005, 7:05 PM EDT Att: 42,521 - Cloudy - 84 F							
Coco Crisp, S OBP: 0.342, SLG: 0.456 (1, 7)										6 1 4 2 0 0 0								
48 Travis Hafner, L OBP: 0.392, SLG: 0.500 (1, 10)										5 2 3 3 1 1 4								
41 Víctor Martínez, S OBP: 0.316, SLG: 0.391 (1, 2)										6 1 3 2 0 0 3								
Ben Broussard, L OBP: 0.302, SLG: 0.462 (1, 3)										5 2 2 2 0 0 2								
Ronnie Belliard, R OBP: 0.339, SLG: 0.445 (1, 4)										4 1 2 0 1 0 1								
Jody Gerut, L OBP: 0.374, SLG: 0.409 (1, 9)										4 1 2 0 1 1 0								
Aaron Boone, R OBP: 0.259, SLG: 0.344 (1, 5)										5 1 2 1 0 1 4								
2 Jhonny Peralta, R OBP: 0.325, SLG: 0.500 (1, 6)										5 0 1 0 0 2 5								
Inning Stats	R: 1 E: 0 K: 0 S: 9	H: 2 LOB: 0 BB: 0 P: 12	R: 0 E: 0 K: 0 S: 11	H: 1 LOB: 2 BB: 1 P: 18	R: 8 E: 0 K: 1 S: 26	H: 8 LOB: 2 BB: 2 P: 45	R: 1 E: 0 K: 1 S: 12	H: 3 LOB: 0 BB: 0 P: 15	R: 1 E: 0 K: 2 S: 10	H: 2 LOB: 3 BB: 1 P: 18		R: 0 E: 0 K: 1 S: 16	H: 2 LOB: 2 BB: 1 P: 26	R: 1 E: 0 K: 0 S: 17	H: 2 LOB: 1 BB: 0 P: 28	1B: 12 2B: 4 3B: 0 HR: 5	SF: 0 SAC: 0 DP: 2 HBP: 0	WP: 0 PB: 0 SB: 0 CS: 0
PITCHER	IP WLS BF H R ER SO BB IBB HBP BLK WP HR S P ERA WHIP											IP WLS BF H R ER SO BB IBB HBP BLK WP HR S P ERA WHIP						
Luke Hudson, R ERA: 8.35	(1, 1)	2.1 L 16 8 7 7 0 2 0 0 0 0 0 0 3 35 57 27.00 4.286																
Ricky Stone, R ERA: 5.61	(3, 1)	2.2 17 8 4 4 2 1 0 0 0 0 0 2 31 42 13.50 3.375																
Ryan Wagner, R ERA: 5.95	(6, 1)	2.0 11 3 0 0 3 2 0 0 0 0 0 0 26 44 0.00 2.500																
56 Todd Coffey, R ERA: 4.57	(8, 1)	1.0 5 2 1 1 0 0 0 0 0 0 0 0 17 28 9.00 2.000																

Batter	1	2	3	4	5	6	7	8	9	AB	R	H	RBI	BB	SO	LOB	TOP				
Felipe Lopez, S (1, 6) OBP: 0.348, SLG: 0.551	3-2 E5 1B	0-1 G5-4-3 1-2			0-1 G6-3 2		2-2 F3 2		3-1 1B	5	0	2	0	0	0	3	Cincinnati Reds @ Cleveland Indians Jacobs Field, Cleveland, OH Sun Jun 26 2005, 1:05 PM EDT Att: 29,355 - Sunny - 85 F				
Rich Aurilia, R (1, 4) OBP: 0.301, SLG: 0.436	4-2 BB		2-2 F8 1		0-1 G5-3 3		1-3 K 3		0-0 F9 3	4	0	0	0	1	1	3					
Sean Casey, L (1, 3) OBP: 0.370, SLG: 0.419	3-3 K 1		0-1 G6-3 2		0-0 G3 1			3-2 G4-6-3 BB E 1B		4	1	1	0	0	1	2					
Ken Griffey Jr., L (1, 10) OBP: 0.339, SLG: 0.498	3-3 K 2		2-2 L8 3		2-2 G4-3 2			4-0 BB 1B		3	0	0	0	1	1	2					
Joe Randa, R (1, 5) OBP: 0.364, SLG: 0.500	3-2 P3 3			2-1 F8 1		4-1 BB 1B		0-0 G4-6-3 BB 1B		3	0	0	0	1	0	4					
Adam Dunn, L (1, 7) OBP: 0.391, SLG: 0.566		2-2 G6-3 1		2-2 2B		1-0 G5-3 3		2-2 E4 2-3		4	0	1	0	0	0	1					
Wily Mo Peña, R (1, 9) OBP: 0.314, SLG: 0.596		0-1 HR 1B		2-2 L7 2			0-3 K2-3 1	2-2 F9 3		4	1	1	0	0	1	2					
Jason LaRue, R (1, 2) OBP: 0.351, SLG: 0.429		3-1 HR 1B		1-1 G1-3 3			0-0 2B		0-1 G5-3 1	4	1	2	2	0	0	1					
Jason Romano, R (1, 8) OBP: 0.450, SLG: 0.647		4-2 G5-4-3 BB			1-3 K2-3 1		1-2 1B		0-1 G1-3 2	2	0	1	0	1	1	0					
Jacob Cruz, L (9, PH) OBP: 0.329, SLG: 0.431										1	0	0	0	0	0	0					
Inning Stats	R: 0 E: 1 K: 2 S: 16	H: 1 LOB: 2 BB: 1 P: 32	R: 2 E: 0 K: 0 S: 14	H: 2 LOB: 0 BB: 1 P: 23	R: 0 E: 0 K: 0 S: 9	H: 0 LOB: 0 BB: 0 P: 13	R: 0 E: 0 K: 0 S: 13	H: 1 LOB: 1 BB: 0 P: 20	R: 0 E: 0 K: 1 S: 9	H: 0 LOB: 0 BB: 0 P: 10	R: 0 E: 0 K: 0 S: 6	H: 2 LOB: 2 BB: 0 P: 17	R: 1 E: 1 K: 0 S: 11	H: 1 LOB: 1 BB: 0 P: 22	R: 0 E: 0 K: 0 S: 7	H: 1 LOB: 1 BB: 0 P: 10	1B: 5 2B: 2 3B: 0 HR: 1	SF: 0 SAC: 0 DP: 2 HBP: 0	WP: 0 PB: 0 SB: 0 CS: 0	PA: 38	
PITCHER	IP WLS BF H R ER SO	IP WLS BF H R ER SO	IP WLS BF H R ER SO	IP WLS BF H R ER SO	IP WLS BF H R ER SO	IP WLS BF H R ER SO	IP WLS BF H R ER SO	IP WLS BF H R ER SO	IP WLS BF H R ER SO	IP WLS BF H R ER SO	IP WLS BF H R ER SO	IP WLS BF H R ER SO	IP WLS BF H R ER SO	IP WLS BF H R ER SO	IP WLS BF H R ER SO	IP WLS BF H R ER SO	ERA WHIP	ERA WHIP			
CC Sabathia, L (1, 1) ERA: 4.6	5.0	20	4	2	2	3	2	0	0	0	0	0	0	0	0	0	0	3.60	1.200		
Scott Sauerbeck, L (6, 1) ERA: 3.32	1.0	4	0	0	0	0	1	0	0	0	0	0	0	0	0	0	0	0.00	1.000		
63 Rafael Betancourt, R (7, 1) ERA: 2.29	0.1	3	2	0	0	1	0	0	0	0	0	0	0	0	0	0	0	0.00	6.000		
Arthur Rhodes, L (7, 1) ERA: 0.87	1.1	6	1	1	0	1	1	0	0	0	0	0	0	0	0	0	0	0.00	1.500		
Bob Howry, R (8, 1) ERA: 3.99	0.1	1	0	0	0	0	0	0	0	0	0	0	0	0	0	0	0	0.00	0.000		

AB	34
R	3
H	8
RBI	2
BB	4
SO	5
LOB	18



Batter	1	2	3	4	5	6	7	8	9	AB	R	H	RBI	BB	SO	LOB	BOTTOM			
24 Grady Sizemore, L (1, 8) OBP: 0.358, SLG: 0.493	2-2 F8 1		1-1 BB 1B		0-2 1B FC1-6 2B		0-3 K 1	3-2 G3 3		5	2	2	0	0	1	1	Cincinnati Reds @ Cleveland Indians Jacobs Field, Cleveland, OH Sun Jun 26 2005, 1:05 PM EDT Att: 29,355 - Sunny - 85 F			
Coco Crisp, S (1, 7) OBP: 0.345, SLG: 0.455	2-1 F8 2		4-2 BB 1B		0-0 FC1-6 1B		0-0 G5-3 2			3	0	1	0	1	0	0				
48 Travis Hafner, L (1, 10) OBP: 0.393, SLG: 0.502	0-1 P4 3		2-2 2B		1-3 K 1		1-1 1B HBP			3	0	1	2	0	1	2				
Ben Broussard, L (1, 3) OBP: 0.305, SLG: 0.461		2-3 K 1	4-0 FC4-6 1B		0-1 FC1-6 1B		0-1 FC6-4 1B		1-3 1B	3	0	1	1	1	1	1				
Ronnie Belliard, R (1, 4) OBP: 0.341, SLG: 0.446		0-1 1B	0-2 F4 2		3-2 1B		0-0 FC6-4 3			4	0	2	0	0	0	5				
Jody Gerut, L (1, 9) OBP: 0.369, SLG: 0.413		2-2 F7 2	2-2 FC4-6 3		2-1 G4-3 3			1-1 G6-3 41 1B 2B		4	1	1	0	0	0	6				
Casey Blake, R (1, 5) OBP: 0.289, SLG: 0.378		2-3 K 3		1-3 K 1		1-1 F9 1		2-2 G6-3 2-3		4	0	0	0	0	2	2				
Alex Cora, L (1, 6) OBP: 0.257, SLG: 0.289			3-2 F8 1		1-0 F7 2		1-2 F7 2	2-2 G4-3 2		4	0	0	0	0	0	1				
Josh Bard, S (1, 2) OBP: 0.274, SLG: 0.245			4-2 BB 24 1B BB		0-0 F8 3		0-1 G4-3 3	2-2 1B		2	1	0	0	1	0	0				
41 Victor Martinez, S (8, PH) OBP: 0.318, SLG: 0.393										1	0	1	1	0	0	0				
Inning Stats	R: 0 E: 0 K: 0 S: 7	H: 0 LOB: 0 BB: 0 P: 11	R: 0 E: 0 K: 2 S: 21	H: 1 LOB: 1 BB: 0 P: 27	R: 2 E: 0 K: 0 S: 24	H: 2 LOB: 3 BB: 3 P: 44	R: 0 E: 0 K: 1 S: 5	H: 0 LOB: 0 BB: 0 P: 7	R: 1 E: 0 K: 1 S: 15	H: 3 LOB: 2 BB: 0 P: 21	R: 0 E: 0 K: 0 S: 8	H: 0 LOB: 0 BB: 0 P: 10	R: 0 E: 0 K: 1 S: 8	H: 1 LOB: 2 BB: 0 P: 9	R: 1 E: 0 K: 0 S: 19	H: 2 LOB: 1 BB: 0 P: 29	1B: 6 2B: 3 3B: 0 HR: 0	SF: 0 SAC: 0 DP: 0 HBP: 1	WP: 0 PB: 0 SB: 0 CS: 0	PA: 37
PITCHER	IP WLS BF H R ER SO	IP WLS BF H R ER SO	IP WLS BF H R ER SO	IP WLS BF H R ER SO	IP WLS BF H R ER SO	IP WLS BF H R ER SO	IP WLS BF H R ER SO	IP WLS BF H R ER SO	IP WLS BF H R ER SO	IP WLS BF H R ER SO	IP WLS BF H R ER SO	IP WLS BF H R ER SO	IP WLS BF H R ER SO	IP WLS BF H R ER SO	IP WLS BF H R ER SO	IP WLS BF H R ER SO	ERA WHIP	ERA WHIP		
39 Aaron Harang, R (1, 1) ERA: 4.11	6.0	27	6	3	3	4	2	1	0	0	0	0	0	0	0	0	4.50	1.333		
37 Brian Shacketford, L (7, 1) ERA: 4.11	0.2	4	1	0	0	1	0	0	0	0	0	0	0	0	0	0	0.00	1.500		
25 David Weathers, R (7, 1) ERA: 4.02	1.0	5	2	1	1	0	0	0	0	0	0	0	0	0	0	0	9.00	2.000		
Kent Mercker, L (8, 1) ERA: 2.84	0.1	1	0	0	0	0	0	0	0	0	0	0	0	0	0	0	0.00	0.000		

AB	33
R	4
H	9
RBI	4
BB	3
SO	5
LOB	18



Batter	1	2	3	4	5	6	7	8	9	AB	R	H	RBI	BB	SO	LOB	TOP					
24 Grady Sizemore, L OBP: 0.362, SLG: 0.496		G4-3		G3				FC4-6		3	4	0	0	3	0	2						
Casey Blake, R OBP: 0.296, SLG: 0.390		E6		K						5	3	3	1	1	1	1						
48 Travis Hafner, L OBP: 0.403, SLG: 0.549								G4-3		5	2	3	6	1	1	2						
41 Victor Martinez, S OBP: 0.317, SLG: 0.385	G4-3	G4-3			G1-3					6	0	1	2	0	0	5						
Ben Broussard, L OBP: 0.309, SLG: 0.453				F8						4	0	2	1	1	1	1						
Ronnie Belliard, R OBP: 0.333, SLG: 0.434	F4			F8						5	0	1	0	0	2	3						
Jody Gerut, L OBP: 0.357, SLG: 0.406	G3			L4						5	0	1	0	0	0	5						
Coco Crisp, S OBP: 0.342, SLG: 0.449					F9			FC6-4		0	1	0	0	0	0	0						
Aaron Boone, R OBP: 0.262, SLG: 0.351				F8				G5-3		5	1	1	1	0	0	3						
2 Jhonny Peralta, R OBP: 0.330, SLG: 0.495										5	1	3	1	0	2	0						
Inning Stats	R: 2 E: 0 K: 0 S: 13	H: 2 LOB: 2 BB: 2 P: 27	R: 1 E: 1 K: 1 S: 13	H: 1 LOB: 2 BB: 1 P: 22	R: 0 E: 0 K: 0 S: 6	H: 0 LOB: 0 BB: 0 P: 7	R: 0 E: 0 K: 1 S: 11	H: 1 LOB: 1 BB: 0 P: 18	R: 1 E: 0 K: 1 S: 14	H: 2 LOB: 1 BB: 0 P: 24	R: 1 E: 0 K: 2 S: 14	H: 1 LOB: 1 BB: 1 P: 27	R: 0 E: 0 K: 0 S: 10	H: 2 LOB: 2 BB: 0 P: 17	R: 2 E: 0 K: 1 S: 13	H: 3 LOB: 1 BB: 0 P: 20	R: 5 E: 0 K: 1 S: 20	H: 3 LOB: 1 BB: 2 P: 36	1B: 8 2B: 5 3B: 0 HR: 2	SF: 0 SAC: 0 DP: 0 HBP: 0	WP: 0 PB: 0 SB: 0 CS: 0	PA: 49
PITCHER	IP WLS BF H R ER SO BB IBB HBP BLK WP HR S P ERA WHIP																					
Wade Miller, R ERA: 5.14	(1, 1) 5.2 29 7 5 5 4 4 0 0 0 0 0 1 65 117 7.94 1.941																					
Mike Myers, L ERA: 2.2	(6, 1) 0.2 3 1 0 0 1 0 0 0 0 0 0 0 12 20 0.00 1.500																					
50 Mike Timlin, R ERA: 1.64	(7, 1) 1.0 H 6 3 2 2 0 0 0 0 0 0 0 0 9 14 18.00 3.000																					
Keith Foulke, R ERA: 6.03	(8, 1) 1.2 L 11 4 5 5 2 2 0 0 0 0 0 1 27 47 27.00 3.600																					

Cleveland Indians @ Boston Red Sox
Fenway Park, Boston, MA
Tue Jun 28 2005, 7:05 PM EDT
Att: 35,445 - Partly Cloudy - 76 F

AB 43
R 12
H 15
RBI 12
BB 6
SO 7
LOB 22



Batter	1	2	3	4	5	6	7	8	9	AB	R	H	RBI	BB	SO	LOB	BOTTOM					
18 Johnny Damon, L OBP: 0.383, SLG: 0.464	F8				G3					5	1	2	0	0	1	2						
Edgar Renteria, R OBP: 0.324, SLG: 0.403	F8									4	2	1	1	1	1	3						
34 David Ortiz, L OBP: 0.387, SLG: 0.586	F8									5	1	3	1	0	0	1						
Manny Ramirez, R OBP: 0.359, SLG: 0.545										2	1	1	2	2	0	1						
Kevin Millar, R OBP: 0.353, SLG: 0.385										4	0	2	1	0	1	2						
Ramon Vazquez, L OBP: 0.238, SLG: 0.233										0	0	0	0	0	0	0						
John Olerud, L OBP: 0.432, SLG: 0.606										0	0	0	0	0	0	0						
Jason Varitek, S OBP: 0.378, SLG: 0.556										5	0	1	0	0	2	5						
Jay Payton, R OBP: 0.314, SLG: 0.437										5	1	1	1	0	0	3						
20 Kevin Youkilis, R OBP: 0.382, SLG: 0.441										4	1	1	1	0	0	3						
Bill Mueller, S OBP: 0.390, SLG: 0.411										1	0	0	0	0	0	0						
Mark Bellhorn, S OBP: 0.348, SLG: 0.377										2	1	1	1	2	0	0						
Inning Stats	R: 0 E: 0 K: 0 S: 8	H: 0 LOB: 0 BB: 0 P: 10	R: 1 E: 0 K: 0 S: 11	H: 1 LOB: 1 BB: 1 P: 21	R: 0 E: 0 K: 2 S: 15	H: 0 LOB: 1 BB: 1 P: 24	R: 0 E: 0 K: 1 S: 10	H: 1 LOB: 2 BB: 1 P: 16	R: 2 E: 0 K: 1 S: 16	H: 3 LOB: 1 BB: 0 P: 22	R: 5 E: 0 K: 1 S: 23	H: 6 LOB: 2 BB: 1 P: 36	R: 0 E: 0 K: 0 S: 9	H: 1 LOB: 2 BB: 1 P: 16	R: 0 E: 0 K: 0 S: 8	H: 1 LOB: 1 BB: 0 P: 11	R: 0 E: 0 K: 0 S: 3	H: 0 LOB: 0 BB: 0 P: 3	1B: 9 2B: 4 3B: 0 HR: 0	SF: 2 SAC: 0 DP: 1 HBP: 1	WP: 0 PB: 0 SB: 0 CS: 0	PA: 45
PITCHER	IP WLS BF H R ER SO BB IBB HBP BLK WP HR S P ERA WHIP																					
31 Cliff Lee, L ERA: 3.56	(1, 1) 5.1 26 7 5 5 4 3 0 0 0 0 0 0 9 66 101 8.44 1.875																					
Arthur Rhodes, L ERA: 1.72	(6, 1) 0.1 B 4 2 1 1 0 1 0 0 0 0 0 0 9 18 27.00 9.000																					
59 Matt Miller, R ERA: 1.46	(6, 1) 2.1 W 12 4 2 2 1 1 0 1 0 0 0 0 25 37 7.71 2.143																					
Bob Wickman, R ERA: 2.7	(9, 1) 1.0 3 0 0 0 0 0 0 0 0 0 0 0 3 3 0.00 0.000																					

Cleveland Indians @ Boston Red Sox
Fenway Park, Boston, MA
Tue Jun 28 2005, 7:05 PM EDT
Att: 35,445 - Partly Cloudy - 76 F

AB 37
R 8
H 13
RBI 8
BB 5
SO 5
LOB 20



Batter	1	2	3	4	5	6	7	8	9	AB	R	H	RBI	BB	SO	LOB	TOP										
Coco Crisp, S OBP: 0.339, SLG: 0.444 (1, 8)	F7	P3			G5-3		P4		1B	5	0	1	0	0	0	2	Cleveland Indians @ Boston Red Sox Fenway Park, Boston, MA Wed Jun 29 2005, 1:05 PM EDT Att: 35,069 - Sunny - 83 F										
Casey Blake, R OBP: 0.319, SLG: 0.400 (1, 9)	K			BB	HR		F9		F8	4	1	1	1	1	1	2											
48 Travis Hafner, L OBP: 0.404, SLG: 0.544 (1, 10)	41 2B				G4-3					2	0	0	0	2	1	1											
41 Victor Martinez, S OBP: 0.319, SLG: 0.403 (1, 2)	2B				K		HR		F7	4	1	2	1	0	1	2											
José Hernández, R OBP: 0.267, SLG: 0.363 (1, 3)	F7				G1-3		F8		K	4	0	1	0	0	1	4											
Jody Gerut, L OBP: 0.362, SLG: 0.404 (1, 7)		S			F9		G4-6-3		P6	3	0	1	0	1	0	1											
Aaron Boone, R OBP: 0.345, SLG: 0.345 (1, 5)	G6-3				F9		F8		K	4	0	0	0	0	1	3											
Alex Cora, L OBP: 0.257, SLG: 0.283 (1, 4)					F9		G4-6-3		G4-3	3	0	0	0	1	0	2											
2 Jhonny Peralta, R OBP: 0.329, SLG: 0.495 (1, 6)	F7				G5-3		F7		1B	4	0	1	0	0	0	2	C										
Inning Stats	R: 0 E: 0 K: 1 S: 18	H: 1 LOB: 2 BB: 1 P: 26	R: 0 E: 0 K: 0 S: 9	H: 1 LOB: 2 BB: 1 P: 16	R: 0 E: 0 K: 2 S: 12	H: 0 LOB: 1 BB: 1 P: 18	R: 0 E: 0 K: 0 S: 8	H: 0 LOB: 0 BB: 0 P: 12	R: 1 E: 0 K: 0 S: 11	H: 1 LOB: 0 BB: 0 P: 14	R: 1 E: 0 K: 0 S: 9	H: 2 LOB: 1 BB: 1 P: 19	R: 0 E: 0 K: 0 S: 6	H: 0 LOB: 0 BB: 0 P: 10	R: 0 E: 0 K: 1 S: 7	H: 0 LOB: 1 BB: 1 P: 14		R: 0 E: 0 K: 1 S: 14	H: 2 LOB: 2 BB: 0 P: 22	1B: 2 2B: 3 3B: 0 HR: 2	SF: 0 SAC: 0 DP: 1 HBP: 0	WP: 0 PB: 0 SB: 1 CS: 0	PA: 38				
PITCHER	IP	WLS	BF	H	R	ER	SO	BB	IBB	HBP	BLK	WP	HR	S	P	ERA	WHIP										
49 Tim Wakefield, R ERA: 3.94 (1, 1)	7.0	W	29	5	2	2	3	4	0	0	0	0	2	73	115	2.57	1.286										
Matt Mantei, R ERA: 4.55 (8, 1)	1.0	H	4	0	0	0	1	1	0	0	0	0	0	7	14	0.00	1.000										
50 Mike Timlin, R ERA: 1.6 (9, 1)	1.0	S	5	2	0	0	1	0	0	0	0	0	0	14	22	0.00	2.000										

Batter	1	2	3	4	5	6	7	8	9	AB	R	H	RBI	BB	SO	LOB	BOTTOM										
18 Johnny Damon, L OBP: 0.383, SLG: 0.463 (1, 8)	K				F7				P6	5	0	2	0	0	1	0	Cleveland Indians @ Boston Red Sox Fenway Park, Boston, MA Wed Jun 29 2005, 1:05 PM EDT Att: 35,069 - Sunny - 83 F										
Edgar Renteria, R OBP: 0.322, SLG: 0.400 (1, 6)	F9			1B	E5				K	5	0	1	0	0	1	2											
34 David Ortiz, L OBP: 0.382, SLG: 0.578 (1, 10)	F9				F8				F8	4	0	0	0	0	0	3											
Manny Ramirez, R OBP: 0.361, SLG: 0.548 (1, 7)					K				2B	4	1	2	0	0	2	0											
Trot Nixon, L OBP: 0.379, SLG: 0.482 (1, 9)					K				F8	4	2	2	1	0	1	1											
Bill Mueller, S OBP: 0.388, SLG: 0.405 (1, 5)					K				K	3	0	0	0	1	2	2											
John Olerud, L OBP: 0.439, SLG: 0.622 (1, 3)					G4-3				F9	4	0	2	1	0	0	1											
Doug Mirabeli, R OBP: 0.328, SLG: 0.519 (1, 2)					1B				F9	3	1	1	2	0	1	4											
Mark Bellhorn, S OBP: 0.346, SLG: 0.388 (1, 4)	F8				F8				K	4	1	1	1	0	2	1	Red Sox										
Inning Stats	R: 0 E: 0 K: 1 S: 8	H: 0 LOB: 0 BB: 0 P: 10	R: 0 E: 0 K: 3 S: 12	H: 0 LOB: 0 BB: 0 P: 16	R: 0 E: 0 K: 0 S: 11	H: 1 LOB: 2 BB: 0 P: 15	R: 1 E: 0 K: 1 S: 14	H: 2 LOB: 2 BB: 1 P: 27	R: 0 E: 0 K: 1 S: 10	H: 0 LOB: 1 BB: 0 P: 15	R: 4 E: 0 K: 0 S: 12	H: 6 LOB: 2 BB: 0 P: 22	R: 0 E: 0 K: 2 S: 14	H: 2 LOB: 2 BB: 0 P: 17	R: 0 E: 0 K: 2 S: 10	H: 0 LOB: 0 BB: 0 P: 13		1B: 5 2B: 4 3B: 0 HR: 2	SF: 0 SAC: 0 DP: 0 HBP: 1	WP: 0 PB: 0 SB: 0 CS: 0	PA: 38						
PITCHER	IP	WLS	BF	H	R	ER	SO	BB	IBB	HBP	BLK	WP	HR	S	P	ERA	WHIP										
Scott Elarton, R ERA: 4.99 (1, 1)	5.2	L	27	7	5	5	6	1	0	1	0	0	2	64	101	7.94	1.412										
63 Rafael Betancourt, R ERA: 2.21 (6, 1)	1.1		8	4	0	0	2	0	0	0	0	0	0	17	21	0.00	3.000										
David Riske, R ERA: 3.38 (8, 1)	1.0		3	0	0	0	2	0	0	0	0	0	0	10	13	0.00	0.000										

Batter	1	2	3	4	5	6	7	8	9	AB	R	H	RBI	BB	SO	LOB	TOP										
24 Grady Sizemore, L OBP: 0.362, SLG: 0.496	F7		G4-3	1B		BB		F8		4	1	1	2	1	0	1	Cleveland Indians @ Baltimore Orioles Oriole Park at Camden Yards, Baltimore, MD Thu Jun 30 2005, 7:05 PM EDT Att: 27,272 - Partly Cloudy - 88 F										
Coco Crisp, S OBP: 0.344, SLG: 0.455	48 G3-1		41 BB	48 S	1B		F9	G3-1		5	1	3	2	0	0	1											
48 Travis Hafner, L OBP: 0.404, SLG: 0.539	G3-1		41 BB	1B				F9		4	1	1	1	1	0	1											
41 Victor Martinez, S OBP: 0.321, SLG: 0.401	G1							F8		4	1	1	0	1	0	0											
Casey Blake, R OBP: 0.301, SLG: 0.402								F8		4	0	2	1	0	1	3											
Ben Broussard, L OBP: 0.314, SLG: 0.456								BB	1B	5	0	3	0	0	0	1											
Ronnie Belliard, R OBP: 0.335, SLG: 0.435								FC1-2	1B	4	2	1	0	1	0	4											
Aaron Boone, R OBP: 0.257, SLG: 0.346								FC1-2	2 BB	5	1	1	1	0	0	4											
2 Jhonny Peralta, R OBP: 0.335, SLG: 0.500								FC4		4	2	2	2	1	0	3											
Inning Stats	R: 1 E: 0 K: 0 S: 10	H: 1 LOB: 0 BB: 0 P: 15	R: 0 E: 0 K: 0 S: 6	H: 1 LOB: 1 BB: 0 P: 12	R: 1 E: 0 K: 1 S: 17	H: 2 LOB: 3 BB: 2 P: 33	R: 3 E: 0 K: 0 S: 17	H: 3 LOB: 1 BB: 1 P: 26	R: 0 E: 0 K: 0 S: 8	H: 0 LOB: 1 BB: 1 P: 14	R: 4 E: 0 K: 0 S: 16	H: 5 LOB: 1 BB: 0 P: 23	R: 0 E: 0 K: 0 S: 6	H: 0 LOB: 0 BB: 0 P: 8	R: 0 E: 0 K: 0 S: 9	H: 2 LOB: 3 BB: 1 P: 17	1B: 10 2B: 4 3B: 1 HR: 0	SF: 1 SAC: 0 DP: 0 HBP: 0	WP: 0 PB: 1 SB: 0 CS: 1	PA: 45							
PITCHER	IP	WLS	BF	H	R	ER	SO	BB	IBB	HBP	BLK	WP	HR	S	P	ERA	WHIP										
49 Hayden Penn, R ERA: 6.75	3.2	L	20	7	5	5	1	3	0	0	1	0	0	45	80	12.27	2.727										
James Baldwin, R ERA: 0.57	2.1		9	1	0	0	0	1	0	0	0	0	0	23	33	0.00	0.857										
Jorge Julio, R ERA: 4.5	0.1		4	3	3	0	0	0	0	0	0	0	0	7	11	81.00	9.000										
Steve Reed, R ERA: 7.28	1.2		6	2	1	1	0	0	0	0	0	0	0	15	20	5.40	1.200										
Todd Williams, R ERA: 3.57	1.0		6	2	0	0	0	1	0	0	0	0	0	9	17	0.00	3.000										

Batter	1	2	3	4	5	6	7	8	9	AB	R	H	RBI	BB	SO	LOB	BOTTOM										
1 Brian Roberts, S OBP: 0.438, SLG: 0.614	10 BB							G5-3		3	1	1	0	1	0	1	Cleveland Indians @ Baltimore Orioles Oriole Park at Camden Yards, Baltimore, MD Thu Jun 30 2005, 7:05 PM EDT Att: 27,272 - Partly Cloudy - 88 F										
David Newhan, L OBP: 0.246, SLG: 0.316	1B									0	0	0	0	0	0	0											
Larry Bigbie, L OBP: 0.329, SLG: 0.408	10 BB									3	1	0	0	1	1	1											
10 Miguel Tejada, R OBP: 0.367, SLG: 0.601	31 BB									4	0	2	0	0	0	1											
Rafael Palmeiro, L OBP: 0.345, SLG: 0.453	31 BB									4	0	2	2	0	0	0											
31 Jay Gibbons, L OBP: 0.302, SLG: 0.496	G6-4-3									4	0	0	0	0	1	4											
Sammy Sosa, R OBP: 0.301, SLG: 0.400	G1-3									4	0	0	0	0	0	1											
Luis Matos, R OBP: 0.351, SLG: 0.378										3	0	1	0	1	1	0											
Chris Gomez, R OBP: 0.359, SLG: 0.339	G6-3									4	0	0	0	0	0	2											
Sal Fasano, R OBP: 0.333, SLG: 0.538	G5-3									3	1	1	1	0	0	1											
Inning Stats	R: 2 E: 0 K: 0 S: 11	H: 2 LOB: 1 BB: 2 P: 22	R: 0 E: 0 K: 0 S: 8	H: 0 LOB: 1 BB: 1 P: 17	R: 0 E: 0 K: 0 S: 6	H: 0 LOB: 0 BB: 0 P: 11	R: 0 E: 0 K: 1 S: 11	H: 0 LOB: 0 BB: 0 P: 14	R: 1 E: 0 K: 0 S: 10	H: 2 LOB: 1 BB: 0 P: 15	R: 0 E: 0 K: 0 S: 6	H: 0 LOB: 0 BB: 0 P: 8	R: 0 E: 0 K: 2 S: 12	H: 2 LOB: 2 BB: 0 P: 16	R: 0 E: 0 K: 0 S: 8	H: 1 LOB: 0 BB: 0 P: 12	1B: 6 2B: 0 3B: 0 HR: 1	SF: 0 SAC: 0 DP: 2 HBP: 0	WP: 0 PB: 0 SB: 0 CS: 0	PA: 35							
PITCHER	IP	WLS	BF	H	R	ER	SO	BB	IBB	HBP	BLK	WP	HR	S	P	ERA	WHIP										
37 Jake Westbrook, R ERA: 4.47	7.0	W	27	4	3	3	1	3	0	0	0	0	0	12	16	0.00	2.000										
Scott Sauerbeck, L ERA: 3.04	1.0		5	2	0	0	2	0	0	0	0	0	0	8	12	0.00	1.000										
59 Matt Miller, R ERA: 1.4	1.0		3	1	0	0	0	0	0	0	0	0	0	8	12	0.00	1.000										



Batter	1	2	3	4	5	6	7	8	9	AB	R	H	RBI	BB	SO	LOB	TOP				
24 Grady Sizemore, L (1, 8) OBP: 0.358, SLG: 0.490	1-1 F7		0-1 G4-3		1-0 FC4-6		0-1 G3-1			4	0	0	0	0	0	1	Cleveland Indians @ Baltimore Orioles Oriole Park at Camden Yards, Baltimore, MD Fri Jul 01 2005, 7:35 PM EDT Att: 26,407 - Clear - 91 F				
Coco Crisp, S (1, 7) OBP: 0.343, SLG: 0.452	0-1 G4-3		0-0 1B		3-0 G4-3		0-0 G4-3			4	0	1	0	0	0	1					
48 Travis Hafner, L (1, 10) OBP: 0.405, SLG: 0.538	0-1 1B		2-3 K		0-2 1B		1-1 G4-3			4	1	2	0	0	1	1					
Ben Broussard, L (1, 3) OBP: 0.317, SLG: 0.455	2-0 1B		0-1 G1-3		4-1 SF8 1B		0-1 L8			3	1	1	0	1	0	1					
Ronnie Belliard, R (1, 4) OBP: 0.337, SLG: 0.436	0-0 F8			0-0 G1-4-3 1B		0-2 SF9 BB		3-2 G4-3			4	1	2	0	0	2					
Aaron Boone, R (1, 5) OBP: 0.257, SLG: 0.350		2-0 F8 2B		0-0 G1-4-3		0-0 SF8		1-3 K			3	0	1	1	0	1					
Jody Gerut, L (1, 9) OBP: 0.350, SLG: 0.393	0-1 L4		2-3 K		2-3 SF9		0-1 P6			3	0	0	1	0	1	1					
Josh Bard, S (1, 2) OBP: 0.273, SLG: 0.263	1-1 F8			0-1 L9		0-1 2B		2-2 L3			4	0	1	1	0	0		1			
2 Jhonny Peralta, R (1, 6) OBP: 0.333, SLG: 0.495	1-3 K			0-2 24 FC4-6 1B		1-0 G6-3		2-0 P3			4	0	1	0	0	1	2				
Inning Stats	R: 0 E: 0 K: 0 S: 8	H: 2 LOB: 2 BB: 0 P: 11	R: 0 E: 0 K: 1 S: 8	H: 1 LOB: 1 BB: 0 P: 12	R: 0 E: 0 K: 1 S: 8	H: 1 LOB: 0 BB: 0 P: 10	R: 0 E: 0 K: 1 S: 5	H: 1 LOB: 0 BB: 0 P: 7	R: 0 E: 0 K: 0 S: 7	H: 1 LOB: 1 BB: 0 P: 11	R: 3 E: 0 K: 0 S: 13	H: 3 LOB: 1 BB: 1 P: 18	R: 0 E: 0 K: 0 S: 12	H: 0 LOB: 0 BB: 0 P: 16	R: 0 E: 0 K: 0 S: 6	H: 0 LOB: 0 BB: 0 P: 10	1B: 7 2B: 2 3B: 0 HR: 0	SF: 2 SAC: 0 DP: 1 HBP: 0	WP: 0 PB: 0 SB: 1 CS: 0	PA: 36	
PITCHER	IP WLS BF H R ER SO BB IBB HBP BLK WP HR S P ERA WHIP	IP WLS BF H R ER SO BB IBB HBP BLK WP HR S P ERA WHIP	IP WLS BF H R ER SO BB IBB HBP BLK WP HR S P ERA WHIP	IP WLS BF H R ER SO BB IBB HBP BLK WP HR S P ERA WHIP	IP WLS BF H R ER SO BB IBB HBP BLK WP HR S P ERA WHIP	IP WLS BF H R ER SO BB IBB HBP BLK WP HR S P ERA WHIP	IP WLS BF H R ER SO BB IBB HBP BLK WP HR S P ERA WHIP	IP WLS BF H R ER SO BB IBB HBP BLK WP HR S P ERA WHIP	IP WLS BF H R ER SO BB IBB HBP BLK WP HR S P ERA WHIP	IP WLS BF H R ER SO BB IBB HBP BLK WP HR S P ERA WHIP	IP WLS BF H R ER SO BB IBB HBP BLK WP HR S P ERA WHIP	IP WLS BF H R ER SO BB IBB HBP BLK WP HR S P ERA WHIP	IP WLS BF H R ER SO BB IBB HBP BLK WP HR S P ERA WHIP	IP WLS BF H R ER SO BB IBB HBP BLK WP HR S P ERA WHIP	IP WLS BF H R ER SO BB IBB HBP BLK WP HR S P ERA WHIP	IP WLS BF H R ER SO BB IBB HBP BLK WP HR S P ERA WHIP	IP WLS BF H R ER SO BB IBB HBP BLK WP HR S P ERA WHIP	IP WLS BF H R ER SO BB IBB HBP BLK WP HR S P ERA WHIP	IP WLS BF H R ER SO BB IBB HBP BLK WP HR S P ERA WHIP	IP WLS BF H R ER SO BB IBB HBP BLK WP HR S P ERA WHIP	IP WLS BF H R ER SO BB IBB HBP BLK WP HR S P ERA WHIP

AB	33
R	3
H	9
RBI	3
BB	1
SO	4
LOB	11



Batter	1	2	3	4	5	6	7	8	9	AB	R	H	RBI	BB	SO	LOB	BOTTOM				
1 Brian Roberts, S (1, 4) OBP: 0.436, SLG: 0.607	0-0 F8		4-1 L5-3 BB		1-2 P3			2-1 G4-6-3		3	0	0	0	1	0	1	Cleveland Indians @ Baltimore Orioles Oriole Park at Camden Yards, Baltimore, MD Fri Jul 01 2005, 7:35 PM EDT Att: 26,407 - Clear - 91 F				
Luis Matos, R (1, 8) OBP: 0.348, SLG: 0.370	0-3 K		1-1 L5-3			1-2 F7		4-0 BB		3	0	0	0	1	1	1					
10 Miguel Tejada, R (1, 6) OBP: 0.365, SLG: 0.597	0-1 F8			2-1 F8		1-1 1B		2-1 G4-3		4	0	1	0	0	0	1					
Rafael Palmeiro, L (1, 3) OBP: 0.344, SLG: 0.448		2-1 F7		4-2 WP BB		1-3 K		1-2 G4-3		3	0	0	0	1	1	1					
Sammy Sosa, R (1, 10) OBP: 0.300, SLG: 0.395		0-0 P5		3-3 K		1-3 K		4-2 31 E BB		3	0	0	0	1	2	2					
Eli Marrero, R (1, 9) OBP: 0.258, SLG: 0.424 31 Jay Gibbons, L (9, FH) OBP: 0.301, SLG: 0.494		0-1 2B		4-2 BB		2-3 K		3-2 E1 G4-6-3		2	1	1	0	1	1	0					
Chris Gomez, R (1, 5) OBP: 0.356, SLG: 0.345		1-0 2B		1-3 K		0-0 G5-3		0-1 G4-6-3		4	0	1	1	0	1	4					
Sal Fasano, R (1, 2) OBP: 0.322, SLG: 0.519		0-2 P6			1-3 K		0-1 F7			3	0	0	0	0	1	1					
Larry Bigbie, L (1, 7) OBP: 0.329, SLG: 0.403			0-0 G4-3		1-0 F7			4-2 1 G4-6-3 BB		2	0	0	0	1	0	0					
Inning Stats	R: 0 E: 0 K: 1 S: 6	H: 0 LOB: 0 BB: 0 P: 6	R: 1 E: 0 K: 0 S: 10	H: 2 LOB: 1 BB: 0 P: 13	R: 0 E: 0 K: 2 S: 14	H: 0 LOB: 2 BB: 2 P: 28	R: 0 E: 0 K: 1 S: 7	H: 0 LOB: 0 BB: 0 P: 10	R: 0 E: 0 K: 2 S: 12	H: 1 LOB: 1 BB: 0 P: 16	R: 0 E: 0 K: 1 S: 6	H: 0 LOB: 0 BB: 0 P: 8	R: 0 E: 0 K: 0 S: 6	H: 0 LOB: 1 BB: 2 P: 18	R: 0 E: 1 K: 0 S: 11	H: 0 LOB: 1 BB: 1 P: 19	1B: 1 2B: 3 3B: 0 HR: 0	SF: 0 SAC: 0 DP: 3 HBP: 0	WP: 1 PB: 0 SB: 0 CS: 0	PA: 34	
PITCHER	IP WLS BF H R ER SO BB IBB HBP BLK WP HR S P ERA WHIP	IP WLS BF H R ER SO BB IBB HBP BLK WP HR S P ERA WHIP	IP WLS BF H R ER SO BB IBB HBP BLK WP HR S P ERA WHIP	IP WLS BF H R ER SO BB IBB HBP BLK WP HR S P ERA WHIP	IP WLS BF H R ER SO BB IBB HBP BLK WP HR S P ERA WHIP	IP WLS BF H R ER SO BB IBB HBP BLK WP HR S P ERA WHIP	IP WLS BF H R ER SO BB IBB HBP BLK WP HR S P ERA WHIP	IP WLS BF H R ER SO BB IBB HBP BLK WP HR S P ERA WHIP	IP WLS BF H R ER SO BB IBB HBP BLK WP HR S P ERA WHIP	IP WLS BF H R ER SO BB IBB HBP BLK WP HR S P ERA WHIP	IP WLS BF H R ER SO BB IBB HBP BLK WP HR S P ERA WHIP	IP WLS BF H R ER SO BB IBB HBP BLK WP HR S P ERA WHIP	IP WLS BF H R ER SO BB IBB HBP BLK WP HR S P ERA WHIP	IP WLS BF H R ER SO BB IBB HBP BLK WP HR S P ERA WHIP	IP WLS BF H R ER SO BB IBB HBP BLK WP HR S P ERA WHIP	IP WLS BF H R ER SO BB IBB HBP BLK WP HR S P ERA WHIP	IP WLS BF H R ER SO BB IBB HBP BLK WP HR S P ERA WHIP	IP WLS BF H R ER SO BB IBB HBP BLK WP HR S P ERA WHIP	IP WLS BF H R ER SO BB IBB HBP BLK WP HR S P ERA WHIP	IP WLS BF H R ER SO BB IBB HBP BLK WP HR S P ERA WHIP	IP WLS BF H R ER SO BB IBB HBP BLK WP HR S P ERA WHIP

AB	28
R	1
H	3
RBI	1
BB	6
SO	7
LOB	12



Batter	1	2	3	4	5	6	7	8	9	AB	R	H	RBI	BB	SO	LOB	TOP										
24 Grady Sizemore, L (1, 8) OBP: 0.353, SLG: 0.483	1-3 K		2-2 F9		1-2 G4-3			1-2 G1-4-3		4	0	0	0	0	1	1	Cleveland Indians @ Baltimore Orioles Oriole Park at Camden Yards, Baltimore, MD Sat Jul 02 2005, 1:35 PM EDT Att: 38,059 - Partly Cloudy - 85 F										
Casey Blake, R (1, 5) OBP: 0.300, SLG: 0.400 Aaron Boone, R (2, 5) OBP: 0.254, SLG: 0.346	2-2 G5-3		0-1 L9			3-1 G6-3		1-3 K		1	0	0	0	0	0	0											
48 Travis Hafner, L (1, 10) OBP: 0.403, SLG: 0.534	0-0 P6			2-2 1B		0-0 F7		3-3 K		4	0	1	0	0	1	0											
41 Victor Martinez, S (1, 2) OBP: 0.320, SLG: 0.398		0-0 1B 1B		0-3 K		3-1 F7		1-3 K		4	0	1	0	0	2	1											
Ronnie Belliard, R (1, 4) OBP: 0.336, SLG: 0.433		2-1 F9		1-3 K			0-0 L9	2-2 E1 F8 1B		4	0	1	0	0	1	2											
Ben Broussard, L (1, 3) OBP: 0.317, SLG: 0.453 José Hernández, R (9, PH) OBP: 0.264, SLG: 0.360		3-2 1B		3-3 K			1-0 G4-3	0-2 F8		3	0	1	0	0	1	1											
Coco Crisp, S (1, 7) OBP: 0.341, SLG: 0.447		1-2 F8			2-2 F8		4-0 BB BB	2-3 K		3	0	0	0	1	1	3											
Jody Gerut, L (1, 9) OBP: 0.350, SLG: 0.385		0-1 G1-3			3-2 L3		4-1 BB			2	0	0	0	1	0	2											
Alex Cora, L (1, 6) OBP: 0.258, SLG: 0.298			0-1 G4-3		2-2 3B		2-3 K			3	0	1	0	0	1	2											
Inning Stats	R: 0 E: 0 K: 1 S: 8	H: 0 LOB: 0 BB: 0 P: 11	R: 0 E: 0 K: 0 S: 12	H: 2 LOB: 2 BB: 0 P: 18	R: 0 E: 0 K: 0 S: 9	H: 0 LOB: 0 BB: 0 P: 11	R: 0 E: 0 K: 3 S: 15	H: 1 LOB: 1 BB: 0 P: 21	R: 0 E: 0 K: 0 S: 15	H: 0 LOB: 0 BB: 0 P: 11	R: 0 E: 0 K: 1 S: 7	H: 0 LOB: 0 BB: 2 P: 18	R: 0 E: 0 K: 2 S: 11	H: 0 LOB: 0 BB: 0 P: 16	R: 0 E: 1 K: 2 S: 14	H: 1 LOB: 1 BB: 0 P: 19		1B: 4 2B: 0 3B: 1 HR: 0	SF: 0 SAC: 0 DP: 0 HBP: 0	WP: 0 PB: 0 SB: 0 CS: 0	PA: 34						
PITCHER	IP	WLS	BF	H	R	ER	SO	BB	IBB	HBP	BLK	WP	HR	S	P	ERA	WHIP										
40 Daniel Cabrera, R (1, 1) ERA: 5.07	7.0	W	27	4	0	0	5	2	0	0	0	0	0	71	113	0.00	0.857										
Tim Byrdak, L (8, 1) ERA:	1.0		3	0	0	0	2	0	0	0	0	0	0	11	16	0.00	0.000										
B.J. Ryan, L (9, 1) ERA: 1.67	1.0		4	1	0	0	2	0	0	0	0	0	0	14	19	0.00	1.000										

Batter	1	2	3	4	5	6	7	8	9	AB	R	H	RBI	BB	SO	LOB	BOTTOM										
1 Brian Roberts, S (1, 4) OBP: 0.433, SLG: 0.602	1-1 10 S 1B		1-0 F7		2-1 L7		0-0 F7			4	0	1	0	0	0	2	Cleveland Indians @ Baltimore Orioles Oriole Park at Camden Yards, Baltimore, MD Sat Jul 02 2005, 1:35 PM EDT Att: 38,059 - Partly Cloudy - 85 F										
Larry Bigbie, L (1, 7) OBP: 0.328, SLG: 0.395	1-3 K		4-2 BB			1-1 L3	0-1 G4-3			3	0	0	0	1	1	1											
10 Miguel Tejada, R (1, 6) OBP: 0.367, SLG: 0.594	1-1 P4		0-0 F3			4-1 S E BB	1-0 BB 1B			3	1	1	0	1	0	4											
Rafael Palmeiro, L (1, 3) OBP: 0.342, SLG: 0.443	2-1 G6-3		2-2 K			4-2 E 31 HR BB	2-2 G4-3			3	1	0	0	1	1	5											
Eli Marrero, R (1, 9) OBP: 0.250, SLG: 0.410		3-2 F9		2-2 F8		2-2 E4 31 HR BB		1-3 K		4	1	0	1	0	1	1											
31 Jay Gibbons, L (1, 10) OBP: 0.300, SLG: 0.502		1-2 P5		1-2 G4-3		1-2 HR	0-0 HR	1-2 F9		4	1	1	3	0	0	0											
Chris Gomez, R (1, 5) OBP: 0.346, SLG: 0.333		0-0 G6-3		1-0 G5-3		1-3 K		1-0 G5-3		4	0	0	0	0	1	0											
David Newhan, L (1, 8) OBP: 0.256, SLG: 0.313 Luis Matos, R (8, 8) OBP: 0.348, SLG: 0.370			4-0 1B BB		2-2 F7		4-1 S BB			1	0	0	0	2	0	0											
Gerónimo Gil, R (1, 2) OBP: 0.216, SLG: 0.351		1-1 1B SAFE		1-1 BB 1B		1-2 F8	2-2 G6-3			3	0	1	0	0	0	1											
Inning Stats	R: 0 E: 0 K: 1 S: 9	H: 1 LOB: 1 BB: 0 P: 14	R: 0 E: 0 K: 0 S: 7	H: 0 LOB: 0 BB: 0 P: 11	R: 0 E: 0 K: 1 S: 9	H: 1 LOB: 3 BB: 2 P: 21	R: 0 E: 0 K: 0 S: 9	H: 0 LOB: 0 BB: 0 P: 13	R: 0 E: 0 K: 0 S: 8	H: 0 LOB: 0 BB: 0 P: 13	R: 4 E: 1 K: 1 S: 17	H: 1 LOB: 1 BB: 3 P: 35	R: 0 E: 0 K: 0 S: 7	H: 1 LOB: 1 BB: 0 P: 10	R: 0 E: 0 K: 1 S: 7	H: 0 LOB: 0 BB: 0 P: 10		1B: 3 2B: 0 3B: 0 HR: 1	SF: 0 SAC: 0 DP: 0 HBP: 0	WP: 0 PB: 0 SB: 0 CS: 0	PA: 34						
PITCHER	IP	WLS	BF	H	R	ER	SO	BB	IBB	HBP	BLK	WP	HR	S	P	ERA	WHIP										
Kevin Millwood, R (1, 1) ERA: 3.18	6.0	L	27	3	4	3	3	5	0	0	0	0	0	59	107	4.50	1.333										
David Riske, R (7, 1) ERA: 3.2	2.0		7	1	0	0	1	0	0	0	0	0	0	14	20	0.00	0.500										



Batter	1	2	3	4	5	6	7	8	9	AB R H RBI BB SO LOB	TOP									
15 Brandon Inge, R OBP: 0.376, SLG: 0.448	P6		G6-3			P5			G6-3	4 0 0 0 0 0 0	Detroit Tigers @ Cleveland Indians Jacobs Field, Cleveland, OH Mon Jul 04 2005, 1:05 PM EDT Att: 26,869 - Partly Cloudy - 90 F									
9 Carlos Guillen, S OBP: 0.397, SLG: 0.455	FC6-4 1B			F8			31 1B 1B		K	4 1 2 0 0 1 0										
31 Chris Shelton, R OBP: 0.389, SLG: 0.573	F7			F9			G5-3 1B		HR	4 1 2 0 0 0 1										
Rondell White, R OBP: 0.330, SLG: 0.477	FC6-4 1-2			K			G5-3 1B		HR	4 1 2 3 0 1 1										
Ivan Rodriguez, R OBP: 0.304, SLG: 0.449		K			F9		G5-3		K	4 0 0 0 0 2 2										
Dmitri Young, S OBP: 0.305, SLG: 0.460	P5				P5		G4-3			3 0 0 0 0 0 1										
Craig Monroe, R OBP: 0.328, SLG: 0.430	G6-3				G6-3				P3	3 0 0 0 0 0 0										
Jason Smith, L OBP: 0.203, SLG: 0.276			F7			K			F8	3 0 0 0 0 1 0										
Nook Logan, S OBP: 0.320, SLG: 0.353			G3			K			F8	3 0 0 0 0 1 0										
Inning Stats	R: 0 E: 0 K: 13	H: 1 LOB: 1 BB: 0 P: 15	R: 0 E: 0 K: 1 S: 8	H: 0 LOB: 0 BB: 0 P: 9	R: 0 E: 0 K: 1 S: 6	H: 0 LOB: 0 BB: 0 P: 7	R: 0 E: 0 K: 1 S: 8	H: 0 LOB: 0 BB: 0 P: 13	R: 0 E: 0 K: 2 S: 10	H: 0 LOB: 0 BB: 0 P: 16	R: 1 E: 0 K: 0 S: 8	H: 3 LOB: 1 BB: 0 P: 12	R: 0 E: 0 K: 2 S: 7	H: 0 LOB: 0 BB: 0 P: 10	R: 2 E: 0 K: 2 S: 17	H: 2 LOB: 0 BB: 0 P: 22	1B: 4 2B: 1 3B: 0 HR: 1	SF: 0 SAC: 0 DP: 1 HBP: 0	WP: 0 PB: 0 SB: 0 CS: 0	PA: 32
PITCHER Scott Elarton, R ERA: 4.79	IP: 9.0 WLS: W BF: 32	H: 6 R: 3 ER: 3 SO: 6	BB: 0 IBB: 0 HBP: 0 BLK: 0	WP: 0 HR: 1 S: 85 P: 115	ERA: 3.00 WHIP: 0.667	PITCHER					IP: 9.0 WLS: W BF: 32	H: 6 R: 3 ER: 3 SO: 6	BB: 0 IBB: 0 HBP: 0 BLK: 0	WP: 0 HR: 1 S: 85 P: 115	ERA: 3.00 WHIP: 0.667					

Batter	1	2	3	4	5	6	7	8	9	AB R H RBI BB SO LOB	BOTTOM									
24 Grady Sizemore, L OBP: 0.349, SLG: 0.474	L5		P5	48 HR 1B		F7	F7			5 1 1 0 0 0 2	Detroit Tigers @ Cleveland Indians Jacobs Field, Cleveland, OH Mon Jul 04 2005, 1:05 PM EDT Att: 26,869 - Partly Cloudy - 90 F									
Coco Crisp, S OBP: 0.347, SLG: 0.451	48 1B 2B		48 1B 1B	K		G5-3			F7	5 2 2 0 0 1 2										
48 Travis Hafner, L OBP: 0.416, SLG: 0.575	1B WP 2H 1B		1B SF8 1B	1H 2H HR		HR			K	5 3 4 5 0 1 0										
Ben Broussard, L OBP: 0.314, SLG: 0.457	K		1B	F9		P2			G3-1	5 0 1 1 0 1 1										
Ronnie Belliard, R OBP: 0.333, SLG: 0.431	1B		SF8	K		G5-3				3 0 1 1 0 1 0										
Jody Gerut, L OBP: 0.359, SLG: 0.397	G3		1B			F8				3 0 1 0 1 0 2										
José Hernández, R OBP: 0.284, SLG: 0.350		K	G6-3			BB			2 1B 2 1B BB	3 1 0 0 1 2 3										
Josh Bard, S OBP: 0.286, SLG: 0.295	K			2 1B 2B		K			2 1B 1B	4 1 2 0 0 2 1										
2 Johnny Peralta, R OBP: 0.339, SLG: 0.495	G4-3			48 HR 24 1B 1B		G5-3			E6	4 1 2 1 0 0 1										
Inning Stats	R: 1 E: 0 K: 1 S: 20	H: 3 LOB: 2 BB: 0 P: 31	R: 0 E: 0 K: 2 S: 10	H: 0 LOB: 0 BB: 0 P: 13	R: 2 E: 0 K: 0 S: 13	H: 4 LOB: 2 BB: 0 P: 21	R: 4 E: 0 K: 2 S: 13	H: 4 LOB: 0 BB: 0 P: 21	R: 0 E: 0 K: 2 S: 12	H: 0 LOB: 1 BB: 1 P: 22	R: 1 E: 0 K: 0 S: 12	H: 1 LOB: 0 BB: 0 P: 17	R: 1 E: 1 K: 0 S: 10	H: 2 LOB: 2 BB: 1 P: 17	R: 0 E: 0 K: 1 S: 5	H: 0 LOB: 0 BB: 0 P: 9	1B: 10 2B: 2 3B: 0 HR: 2	SF: 1 SAC: 0 DP: 0 HBP: 0	WP: 1 PB: 0 SB: 0 CS: 0	PA: 40
PITCHER Jason Johnson, R ERA: 3.87 Doug Creek, L ERA: 7.11 Chris Spurling, R ERA: 2.59 Franklyn German, R ERA: 2.08	IP: 3.1 WLS: L BF: 21	H: 11 R: 7 ER: 7 SO: 4	BB: 0 IBB: 0 HBP: 0 BLK: 0	WP: 0 HR: 1 S: 28 P: 45	ERA: 3.38 WHIP: 0.750	PITCHER					IP: 3.1 WLS: L BF: 21	H: 11 R: 7 ER: 7 SO: 4	BB: 0 IBB: 0 HBP: 0 BLK: 0	WP: 0 HR: 1 S: 28 P: 45	ERA: 3.38 WHIP: 0.750					

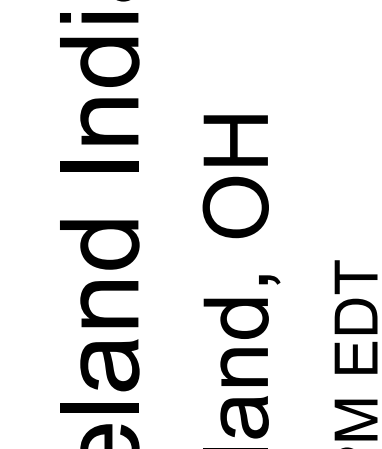
Batter	1	2	3	4	5	6	7	8	9	AB	R	H	RBI	BB	SO	LOB	TOP											
15 Brandon Inge, R OBP: 0.374, SLG: 0.446	F9		G4-6-3 1B		K		F8			4	0	1	0	0	1	2	Detroit Tigers @ Cleveland Indians Jacobs Field, Cleveland, OH Mon Jul 04 2005, 7:05 PM EDT Att: 33,599 - Partly Cloudy - 90 F											
14 Placido Polanco, R OBP: 0.386, SLG: 0.447	1B		G4-6-3		G6-3		G6-3			4	0	1	0	0	0	3												
31 Chris Shelton, R OBP: 0.384, SLG: 0.570	K		2B		G5-3		K			4	0	1	0	0	2	1												
30 Magglio Ordonez, R OBP: 0.185, SLG: 0.250	F9		G6-3		P5		G5-3			4	0	0	0	0	0	2												
Dmitri Young, S OBP: 0.310, SLG: 0.457			K		K					2	0	0	0	1	2	0												
Craig Monroe, R OBP: 0.327, SLG: 0.431			K		K					4	0	1	0	0	2	2												
20 Omar Infante, R OBP: 0.265, SLG: 0.391			G6-3							3	0	1	0	1	1	1												
13 Vance Wilson, R OBP: 0.246, SLG: 0.132			BB		F9					3	0	1	0	1	1	1												
Nook Logan, S OBP: 0.315, SLG: 0.347	F7				G4-3		FC3-2-5-1 14 BLK			4	0	0	0	0	0	4												
Inning Stats	R: 0 E: 0 K: 1 S: 8	H: 1 LOB: 1 BB: 0 P: 13	R: 0 E: 0 K: 1 S: 10	H: 1 LOB: 2 BB: 1 P: 20	R: 0 E: 0 K: 0 S: 12	H: 2 LOB: 1 BB: 0 P: 17	R: 0 E: 0 K: 2 S: 11	H: 0 LOB: 0 BB: 1 P: 18	R: 0 E: 0 K: 1 S: 9	H: 0 LOB: 0 BB: 0 P: 15	R: 0 E: 0 K: 0 S: 6	H: 0 LOB: 1 BB: 0 P: 11	R: 0 E: 0 K: 0 S: 11	H: 2 LOB: 2 BB: 0 P: 16	R: 0 E: 0 K: 2 S: 9	H: 0 LOB: 1 BB: 1 P: 17	R: 0 E: 0 K: 2 S: 8	H: 0 LOB: 0 BB: 0 P: 13	1B: 3 2B: 3 HR: 0	SF: 0 SAC: 0 DP: 1 HBP: 1	WP: 0 PB: 0 SB: 1 CS: 0	PA: 36						
PITCHER	IP	WLS	BF	H	R	ER	SO	BB	IBB	HBP	BLK	WP	HR	S	P	ERA	WHIP											
Jason Davis, R ERA: 4.69	(1, 1)	6.0	W	24	4	0	0	5	2	0	0	0	0	56	94	0.00	1.000											
59 Matt Miller, R ERA: 1.29	(7, 1)	1.0		5	2	0	0	0	0	0	0	1	0	0	11	16	0.00	2.000										
Bob Howry, R ERA: 3.34	(8, 1)	1.0		4	0	0	0	2	1	0	0	0	0	9	17	0.00	1.000											
David Riske, R ERA: 3.12	(9, 1)	1.0		3	0	0	0	2	0	0	0	0	0	8	13	0.00	0.000											

Batter	1	2	3	4	5	6	7	8	9	AB	R	H	RBI	BB	SO	LOB	BOTTOM										
24 Grady Sizemore, L OBP: 0.349, SLG: 0.479	P6				K			G6-3		5	0	2	1	0	1	0	Detroit Tigers @ Cleveland Indians Jacobs Field, Cleveland, OH Mon Jul 04 2005, 7:05 PM EDT Att: 33,599 - Partly Cloudy - 90 F										
Coco Crisp, S OBP: 0.348, SLG: 0.460	48 S 41 2B				K		F8			5	2	2	1	0	1	3											
48 Travis Hafner, L OBP: 0.416, SLG: 0.583	K						P5			5	1	2	1	0	2	2											
41 Victor Martinez, S OBP: 0.319, SLG: 0.398	2B						F8			5	1	1	1	0	1	2											
Ben Broussard, L OBP: 0.317, SLG: 0.465	2 1B						P6			4	1	2	1	0	0	0											
2 Jhonny Peralta, R OBP: 0.346, SLG: 0.498	WP						G5-3			3	1	2	1	1	0	0											
Jody Gerut, L OBP: 0.370, SLG: 0.398	BB									2	0	1	0	2	1	3											
José Hernández, R OBP: 0.264, SLG: 0.342	BB						L3			3	0	0	0	1	1	6											
Alex Cora, L OBP: 0.252, SLG: 0.290	G4-3						G6-3			4	0	0	0	0	0	5											
Inning Stats	R: 3 E: 0 K: 1 S: 19	H: 4 LOB: 3 BB: 2 P: 34	R: 0 E: 0 K: 1 S: 8	H: 1 LOB: 0 BB: 0 P: 14	R: 0 E: 1 K: 0 S: 6	H: 1 LOB: 1 BB: 0 P: 10	R: 0 E: 0 K: 2 S: 11	H: 0 LOB: 0 BB: 0 P: 17	R: 0 E: 0 K: 0 S: 5	H: 0 LOB: 0 BB: 0 P: 8	R: 1 E: 0 K: 0 S: 11	H: 2 LOB: 2 BB: 1 P: 19	R: 0 E: 0 K: 2 S: 11	H: 2 LOB: 3 BB: 1 P: 19	R: 2 E: 0 K: 1 S: 13	H: 2 LOB: 0 BB: 0 P: 23	1B: 5 2B: 5 3B: 0 HR: 2	SF: 0 SAC: 0 DP: 0 HBP: 0	WP: 1 PB: 0 SB: 1 CS: 0	PA: 40							
PITCHER	IP	WLS	BF	H	R	ER	SO	BB	IBB	HBP	BLK	WP	HR	S	P	ERA	WHIP										
35 Justin Verlander, R ERA: 6.75	(1, 1)	5.1	L	26	7	4	4	4	3	0	0	0	0	54	95	6.75	1.875										
Jamie Walker, L ERA: 1.61	(6, 1)	1.1		8	3	0	0	1	0	1	0	0	0	14	20	0.00	2.250										
56 Fernando Rodney, R ERA: 5.0	(7, 1)	1.1		6	2	2	2	2	0	0	0	0	1	16	29	13.50	1.500										

AB 32
R 0
H 6
RBI 0
BB 3
SO 9
LOB 16



AB 36
R 6
H 12
RBI 6
BB 4
SO 7
LOB 21



Batter	1	2	3	4	5	6	7	8	9	AB	R	H	RBI	BB	SO	LOB	TOP	
14 Placido Polanco, R OBP: 0.384, SLG: 0.444	F9		G6-3 1B		G5-3		K2-3			4	1	1	0	0	1	1	Detroit Tigers @ Cleveland Indians Jacobs Field, Cleveland, OH Tue Jul 05 2005, 7:05 PM EDT Att: 18,478 - Partly Cloudy - 80 F	
9 Carlos Guillen, S OBP: 0.394, SLG: 0.466	1B		2B		P5			1B		4	1	3	0	0	0	0		
31 Chris Shelton, R OBP: 0.369, SLG: 0.546	F7		G6-3		G5-3			K		4	0	0	1	0	1	3		
30 Magglio Ordonez, R OBP: 0.226, SLG: 0.393	1B		HR		L8			G6-4-3		4	1	2	2	0	0	1		
Rondell White, R OBP: 0.329, SLG: 0.472 Nook Logan, S OBP: 0.315, SLG: 0.347	BB		K		K			K		3	0	0	0	1	3	0		
Ivan Rodriguez, R OBP: 0.300, SLG: 0.443	BB		K		K			F9		0	0	0	0	0	0	0		
Dmitri Young, S OBP: 0.306, SLG: 0.450		K			G3-1			K		4	0	0	0	0	2	0		
Craig Monroe, R OBP: 0.327, SLG: 0.430		K			K			1B		3	0	1	0	0	2	0		
15 Brandon Inge, R OBP: 0.371, SLG: 0.442		G6-3			G6-3			F9		3	0	0	0	0	0	1		
Inning Stats	R: 0 H: 2 E: 0 K: 1 S: 19	H: 0 R: 0 ER: 0 LOB: 3 BB: 1 P: 27	R: 3 H: 3 E: 0 K: 2 S: 8	H: 0 R: 0 ER: 0 LOB: 0 BB: 0 P: 13	R: 0 H: 0 E: 0 K: 1 S: 11	H: 0 R: 0 ER: 0 LOB: 0 BB: 0 P: 19	R: 0 H: 0 E: 0 K: 0 S: 10	H: 0 R: 0 ER: 0 LOB: 1 BB: 0 P: 15	R: 0 H: 1 E: 0 K: 1 S: 9	H: 1 R: 0 ER: 0 LOB: 0 BB: 0 P: 12	R: 0 H: 1 E: 0 K: 2 S: 7	H: 0 R: 0 ER: 0 LOB: 0 BB: 0 P: 10	R: 0 H: 0 E: 0 K: 2 S: 7	H: 0 R: 0 ER: 0 LOB: 0 BB: 0 P: 10	1B: 5 2B: 1 3B: 0 HR: 1	SF: 0 SAC: 0 DP: 1 HBP: 0		WP: 0 PA: 34 PB: 0 SB: 1 CS: 0
PITCHER	IP	WLS	BF	H	R	ER	SO	BB	IBB	HBP	BLK	WP	HR	S	P	ERA	WHIP	
37 Jake Westbrook, R ERA: 4.51 Fernando Cabrera, R ERA: 4.51 David Riske, R ERA: 3.05	5.0	L	21	5	3	3	6	1	0	0	0	0	1	67	103	5.40	1.200	

Batter	1	2	3	4	5	6	7	8	9	AB	R	H	RBI	BB	SO	LOB	BOTTOM	
24 Grady Sizemore, L OBP: 0.344, SLG: 0.471	G4-3		G4-1		K			K		5	0	0	0	0	3	3	Detroit Tigers @ Cleveland Indians Jacobs Field, Cleveland, OH Tue Jul 05 2005, 7:05 PM EDT Att: 18,478 - Partly Cloudy - 80 F	
Coco Crisp, S OBP: 0.346, SLG: 0.457	G6-3		G5-3				K			4	0	1	0	0	1	0		
41 Victor Martinez, S OBP: 0.321, SLG: 0.398	G6-3				G6-3			1B		3	0	1	0	1	0	0		
Ben Broussard, L OBP: 0.312, SLG: 0.458	F8				G3			BB		4	0	0	0	0	1	3		
Ronnie Belliard, R OBP: 0.332, SLG: 0.426	BB				G6-3			K		3	0	0	0	1	1	3		
2 Jhonny Peralta, R OBP: 0.345, SLG: 0.507	K				G5-3			HR		4	1	1	1	0	2	1		
Jody Gerut, L OBP: 0.360, SLG: 0.385	F8				G4-3			P5		4	0	0	0	0	0	1		
José Hernández, R OBP: 0.273, SLG: 0.350 Alex Cora, L OBP: 0.250, SLG: 0.288			G5-3		BB			F8		3	0	2	0	0	0	0		
Aaron Boone, R OBP: 0.255, SLG: 0.354 48 Travis Hafner, L OBP: 0.418, SLG: 0.583			HR		1B			BB		1	0	0	0	0	0	0		
Inning Stats	R: 0 H: 0 E: 0 K: 0 S: 5	H: 0 R: 0 ER: 0 LOB: 1 BB: 1 P: 10	R: 1 H: 1 E: 0 K: 0 S: 6	H: 0 R: 0 ER: 0 LOB: 0 BB: 0 P: 6	R: 0 H: 0 E: 0 K: 0 S: 4	H: 0 R: 0 ER: 0 LOB: 0 BB: 0 P: 7	R: 0 H: 1 E: 0 K: 1 S: 8	H: 1 R: 0 ER: 0 LOB: 1 BB: 0 P: 16	R: 0 H: 1 E: 0 K: 3 S: 14	H: 1 R: 1 ER: 0 LOB: 2 BB: 1 P: 23	R: 1 H: 1 E: 0 K: 1 S: 9	H: 1 R: 0 ER: 0 LOB: 1 BB: 1 P: 19	R: 0 H: 0 E: 0 K: 3 S: 14	H: 0 R: 0 ER: 0 LOB: 0 BB: 0 P: 19	1B: 4 2B: 0 3B: 0 HR: 2	SF: 0 SAC: 0 DP: 0 HBP: 0		WP: 0 PA: 37 PB: 0 SB: 0 CS: 0
PITCHER	IP	WLS	BF	H	R	ER	SO	BB	IBB	HBP	BLK	WP	HR	S	P	ERA	WHIP	
Mike Maroth, L ERA: 4.07 Franklyn Gorman, R ERA: 2.05 Kyle Farnsworth, R ERA: 2.12 Troy Percival, R ERA: 5.4	6.2	W	26	4	1	1	4	2	0	0	0	0	0	1	1	0.00	0.900	

Batter	1	2	3	4	5	6	7	8	9	AB	R	H	RBI	BB	SO	LOB	TOP			
14 Placido Polanco, R (1, 4) OBP: 0.388, SLG: 0.445	2-2 31 1B		1-1 L6			3-2 9 1B 31 FC1		0-2 G6-3		4	1	2	0	1	0	0	Detroit Tigers @ Cleveland Indians Jacobs Field, Cleveland, OH Wed Jul 06 2005, 7:05 PM EDT Att: 22,539 - Partly Cloudy - 77 F			
9 Carlos Guillen, S (1, 6) OBP: 0.394, SLG: 0.464	1-1 F7		1-1 31 1B			2-2 31 F 31 FC1		2-2 F7		5	1	2	0	0	0	3				
31 Chris Shelton, R (1, 3) OBP: 0.380, SLG: 0.549	0-2 1B		2-2 1B			0-2 30 2B FC1		1-1 1B		5	1	3	2	0	1	1				
30 Magglio Ordonez, R (1, 9) OBP: 0.250, SLG: 0.455	3-2 F8		3-2 G5-3			2-2 2B		1-3 K		5	2	2	2	0	1	6				
Rondell White, R (1, 10) OBP: 0.326, SLG: 0.467	1-3 K2-3					2-3 2B		2-3 1B		5	0	1	0	0	2	5				
Ivan Rodriguez, R (1, 2) OBP: 0.303, SLG: 0.448		1-2 P4				0-1 1B		0-0 P3		3	1	2	1	0	0	0				
13 Vance Wilson, R (7, PH) OBP: 0.254, SLG: 0.145						2-2 15 G2-3 1B		1-2 2B		2	0	1	1	0	0	0				
Craig Monroe, R (1, 7) OBP: 0.328, SLG: 0.429		0-0 G4-3				2-2 15 G2-3 1B		2-1 F8		5	0	2	0	0	0	2				
15 Brandon Inge, R (1, 5) OBP: 0.367, SLG: 0.436		3-2 F9				3-2 G2-3		0-1 F8		4	0	0	1	0	1	2				
Nook Logan, S (1, 8) OBP: 0.314, SLG: 0.343			2-2 G5-3			0-0 G1-3		3-2 F8		3	1	0	0	1	0	1				
Inning Stats	R: 0 E: 0 K: 1 S: 19	H: 2 LOB: 2 BB: 0 P: 26	R: 0 E: 0 K: 0 S: 8	H: 0 LOB: 0 BB: 0 P: 12	R: 0 E: 0 K: 0 S: 14	H: 2 LOB: 2 BB: 0 P: 23	R: 1 E: 0 K: 0 S: 13	H: 2 LOB: 1 BB: 0 P: 20	R: 4 E: 1 K: 2 S: 29	H: 5 LOB: 1 BB: 2 P: 42	R: 0 E: 0 K: 0 S: 7	H: 0 LOB: 0 BB: 0 P: 10	R: 0 E: 0 K: 0 S: 9	H: 0 LOB: 0 BB: 0 P: 14	R: 1 E: 0 K: 1 S: 9	H: 3 LOB: 1 BB: 0 P: 17	1B: 12 2B: 3 3B: 0 HR: 0	SF: 0 SAC: 0 DP: 1 HBP: 0	WP: 0 PB: 0 SB: 2 CS: 0	PA: 43
PITCHER	IP WLS BF H R ER SO BB IBB HBP BLK WP HR S P ERA WHIP	4.1 L 24 10 5 4 2 0 0 0 0 0 0 0 75 111 8.31 2.308	5.1 2 8 2 1 1 2 2 0 0 0 0 0 0 18 34 5.40 2.400	7.1 2.0 6 0 0 0 0 0 0 0 0 0 0 0 16 24 0.00 0.000	9.1 1.0 5 3 1 1 1 0 0 0 0 0 0 0 9 17 9.00 3.000	PITCHER										IP WLS BF H R ER SO BB IBB HBP BLK WP HR S P ERA WHIP				

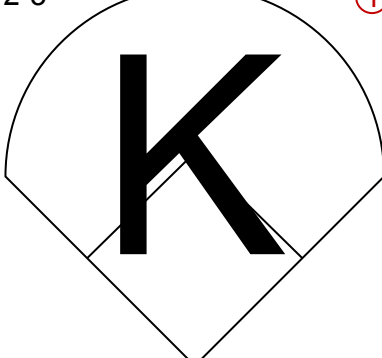
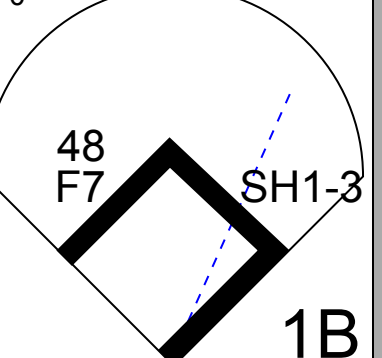
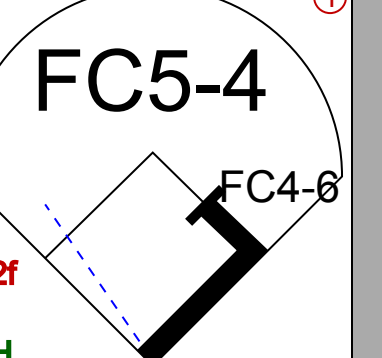
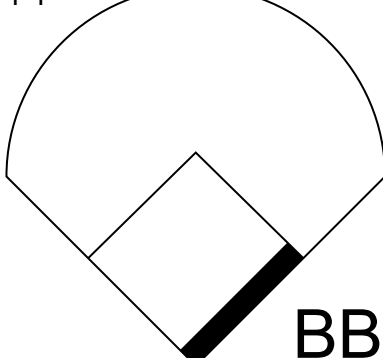
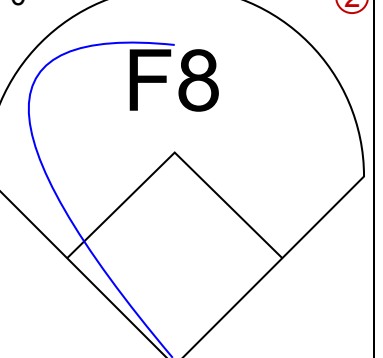
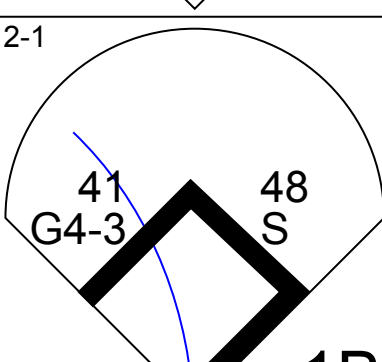
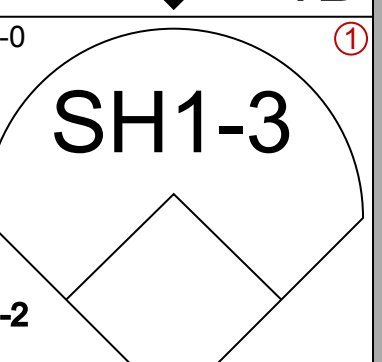
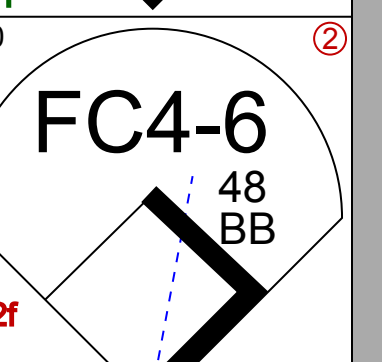
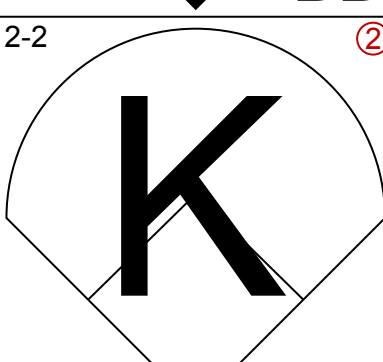
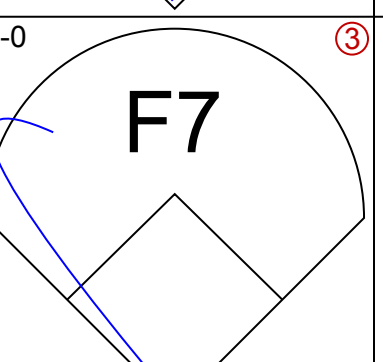
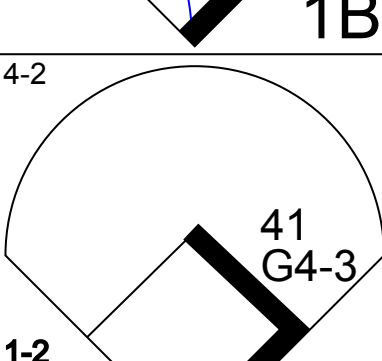
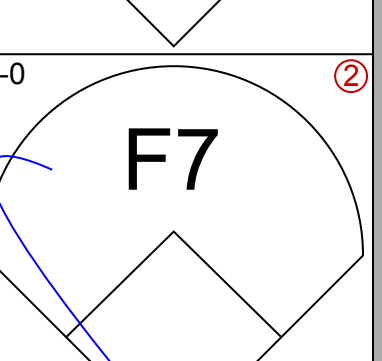
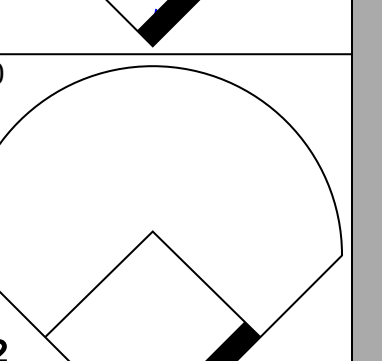
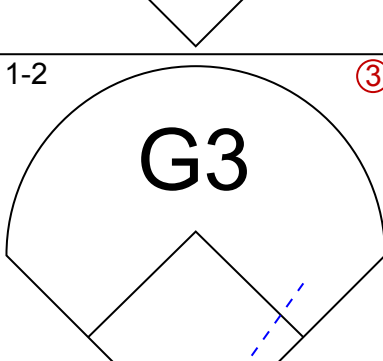
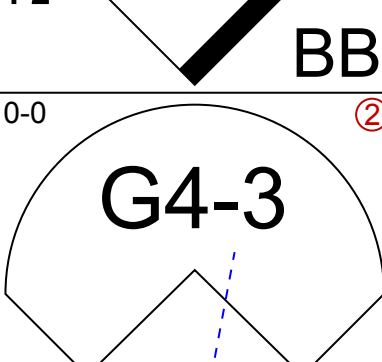
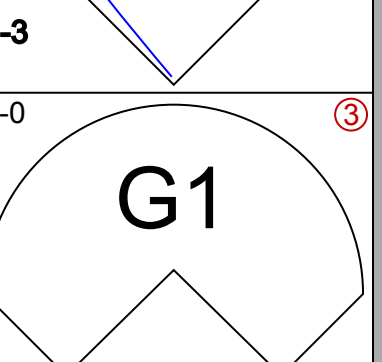
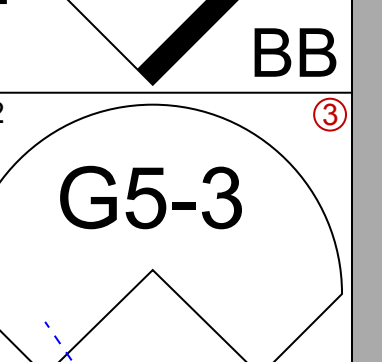
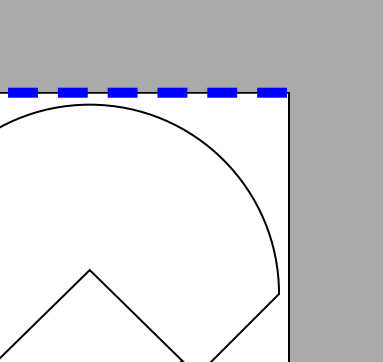
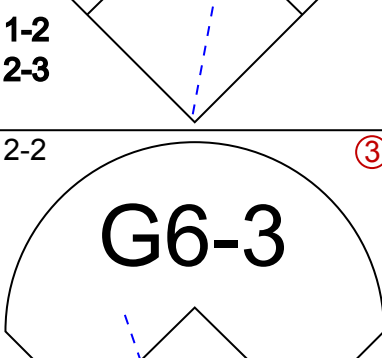
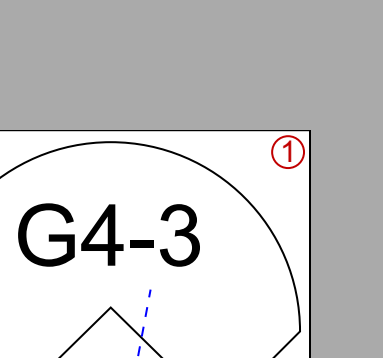
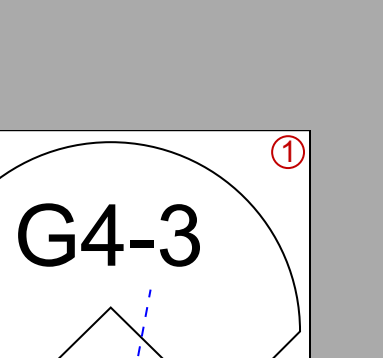
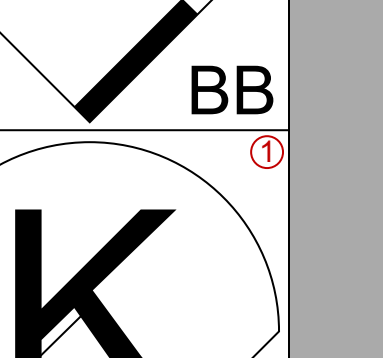
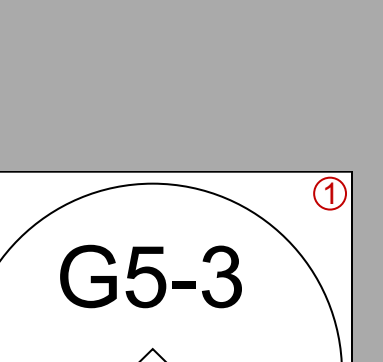
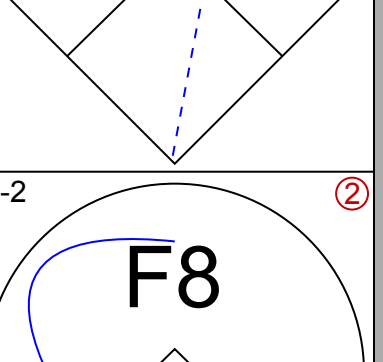
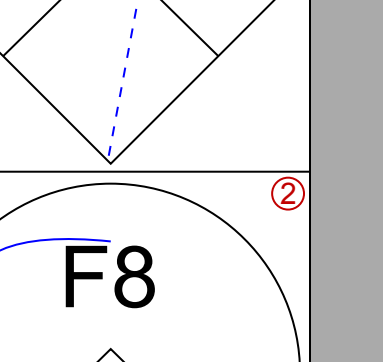
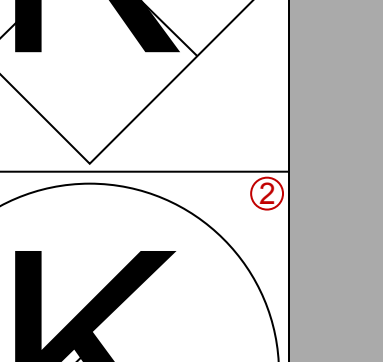
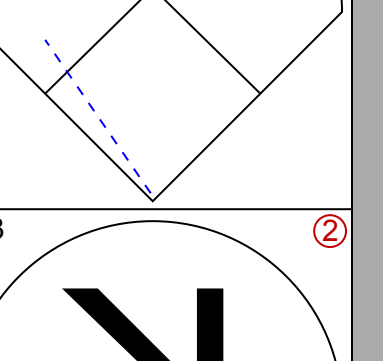
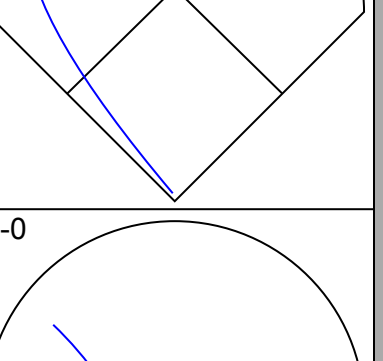
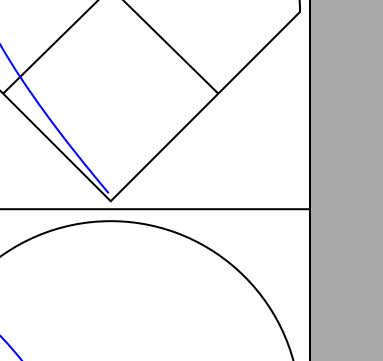
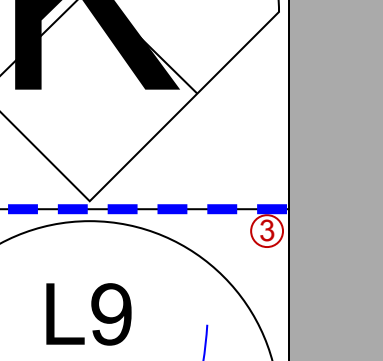

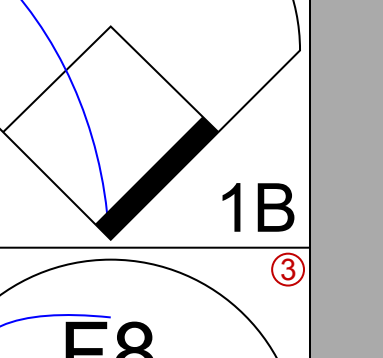
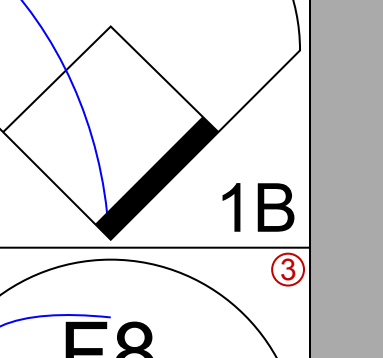
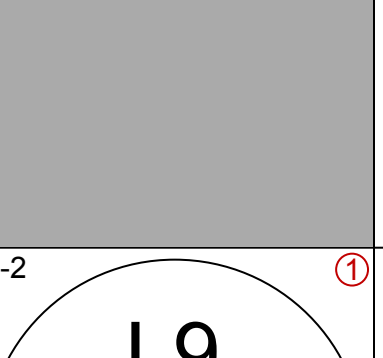

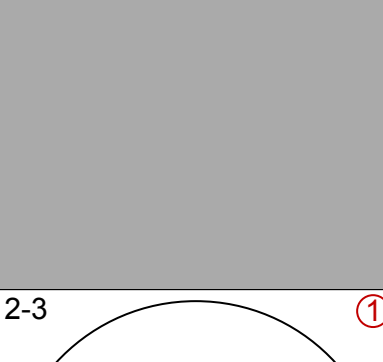
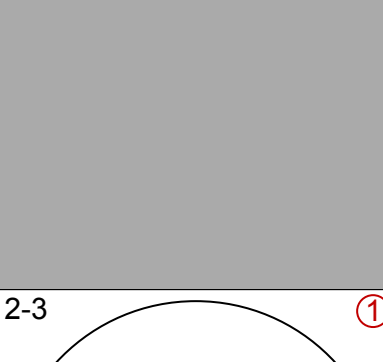
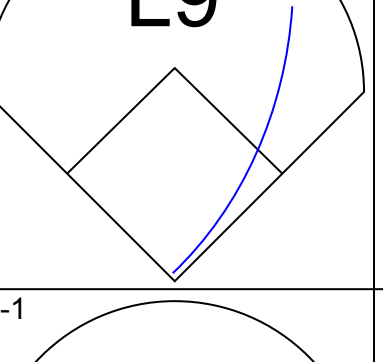
Batter	1	2	3	4	5	6	7	8	9	AB	R	H	RBI	BB	SO	LOB	BOTTOM					
24 Grady Sizemore, L (1, 8) OBP: 0.340, SLG: 0.465	2-1 B2		1-3 K			0-0 F7		1-1 G3-1		4	0	0	0	0	1	1	Detroit Tigers @ Cleveland Indians Jacobs Field, Cleveland, OH Wed Jul 06 2005, 7:05 PM EDT Att: 22,539 - Partly Cloudy - 77 F					
Coco Crisp, S (1, 7) OBP: 0.345, SLG: 0.458	2-0 41 F8-6 2B					2-2 G6-3		1-0 F9		4	0	1	0	0	0	1						
48 Travis Hafner, L (1, 10) OBP: 0.422, SLG: 0.596	4-0 BB					0-0 HR		0-0 F8		3	2	2	1	1	0	0						
41 Victor Martinez, S (1, 2) OBP: 0.320, SLG: 0.396	3-2 F8-6					0-3 K		0-0 1B		4	0	1	0	0	1	3						
Ronnie Belliard, R (1, 4) OBP: 0.331, SLG: 0.423		0-0 G6-3				0-3 K		0-3 K		4	0	1	0	0	2	1						
Ben Broussard, L (1, 3) OBP: 0.311, SLG: 0.453		2-0 F7				4-1 2 G5-4-3 BB		3-2 G5-3		3	0	0	0	1	1	3						
2 Jhonny Perally, R (1, 6) OBP: 0.347, SLG: 0.512		1-2 G6-3				0-1 G5-4-3		1-2 G5-4-3		4	1	2	1	0	0	1						
Jody Gerut, L (1, 9) OBP: 0.357, SLG: 0.381			1-1 G3			2-0 G3-1		3-2 24 G3-1 G6-3 2B		4	0	1	1	0	0	2						
Aaron Boone, R (1, 5) OBP: 0.252, SLG: 0.349			1-3 K			1-1 G6-3		0-2 G6-3		3	0	0	0	0	1	1						
Inning Stats	R: 0 E: 0 K: 0 S: 6	H: 1 LOB: 1 BB: 1 P: 17	R: 0 E: 0 K: 0 S: 5	H: 0 LOB: 0 BB: 0 P: 8	R: 0 E: 0 K: 2 S: 8	H: 0 LOB: 0 BB: 0 P: 11	R: 1 E: 0 K: 2 S: 13	H: 1 LOB: 0 BB: 0 P: 15	R: 0 E: 0 K: 0 S: 4	H: 0 LOB: 0 BB: 1 P: 10	R: 0 E: 0 K: 0 S: 4	H: 0 LOB: 0 BB: 0 P: 6	R: 0 E: 0 K: 1 S: 13	H: 1 LOB: 1 BB: 0 P: 16	R: 1 E: 0 K: 0 S: 15	H: 2 LOB: 1 BB: 0 P: 21		R: 1 E: 0 K: 1 S: 19	H: 3 LOB: 2 BB: 0 P: 26	1B: 5 2B: 3 3B: 0 HR: 1	SF: 0 SAC: 0 DP: 2 HBP: 0	WP: 0 PB: 0 SB: 0 CS: 0
PITCHER	IP WLS BF H R ER SO BB IBB HBP BLK WP HR S P ERA WHIP	8.0 W 29 5 2 2 5 2 0 0 0 0 0 0 68 104 2.25 0.875	0.2 4 2 1 1 1 0 0 0 0 0 0 0 0 14 19 13.50 3.000	0.0 1 1 0 0 0 0 0 0 0 0 0 0 0 3 5 ∞ ∞	0.1 S 1 0 0 0 0 0 0 0 0 0 0 0 2 2 0.00 0.000	PITCHER										IP WLS BF H R ER SO BB IBB HBP BLK WP HR S P ERA WHIP						

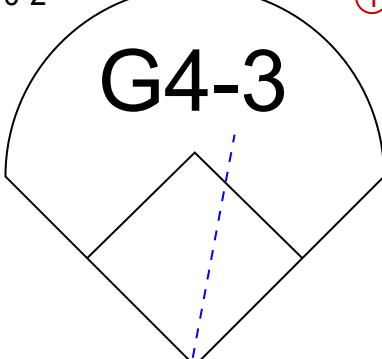
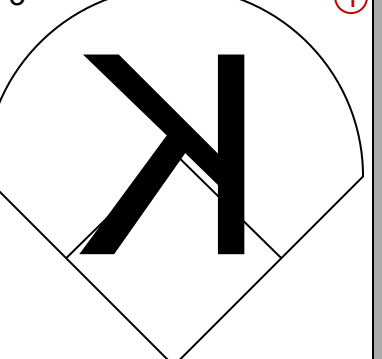
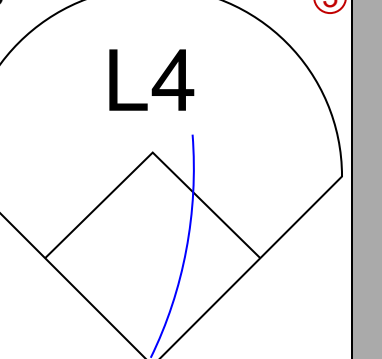
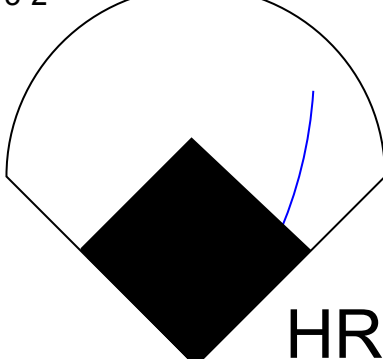
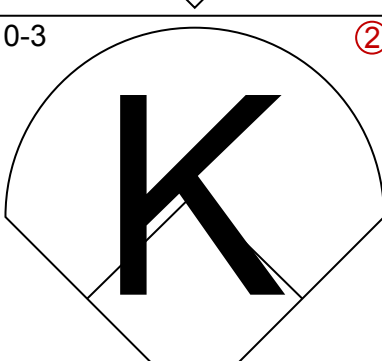
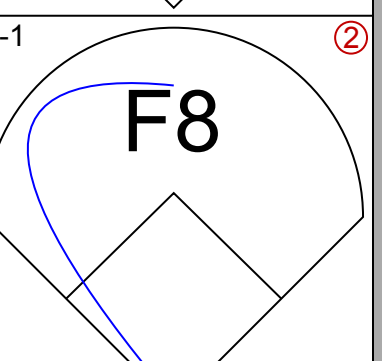
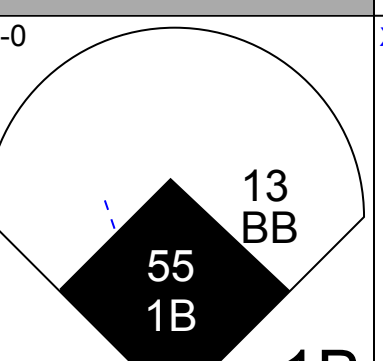

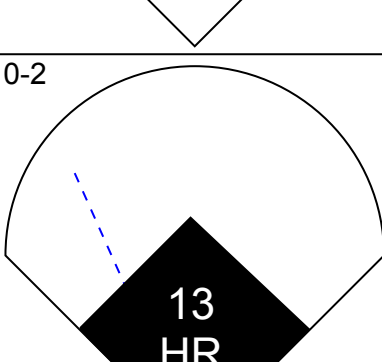
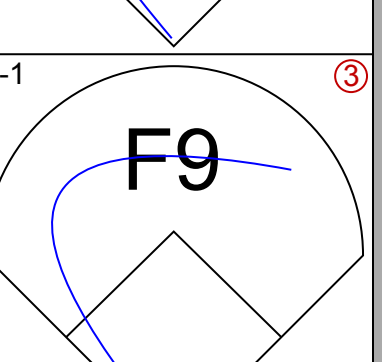
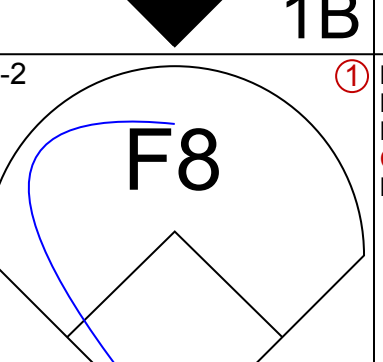

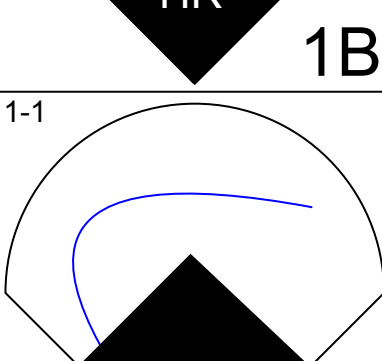
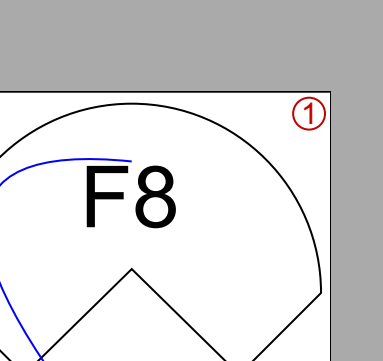
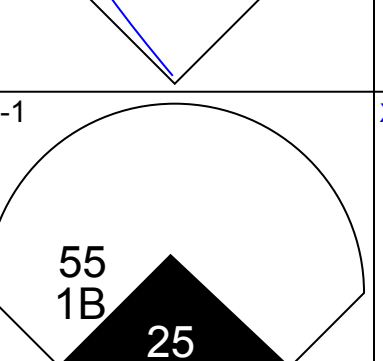

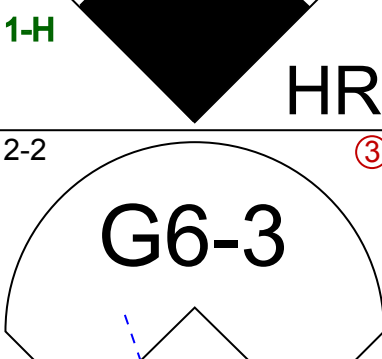
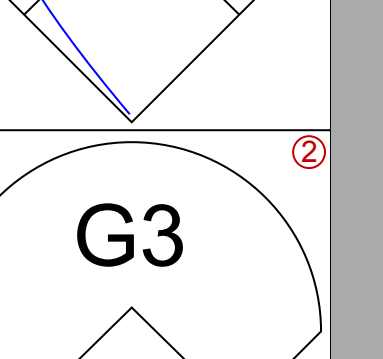
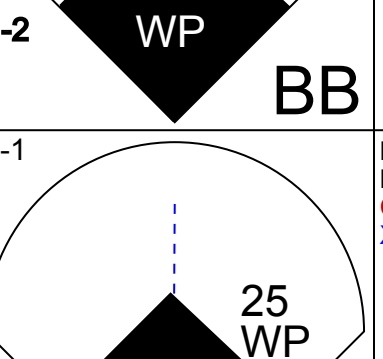

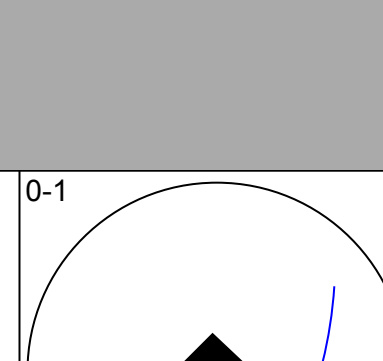
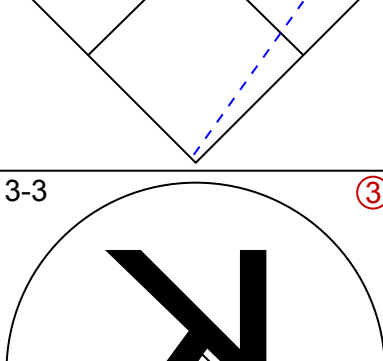
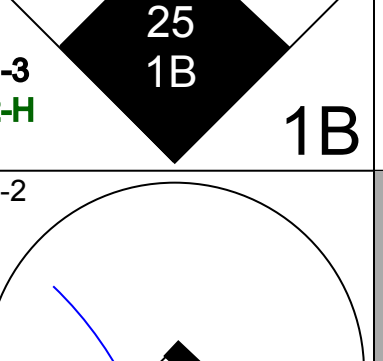
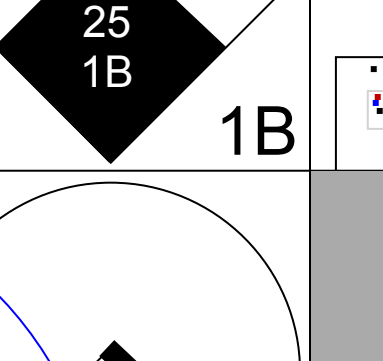
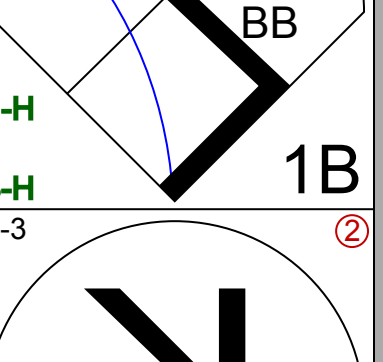

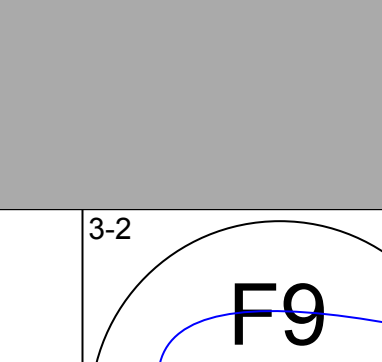
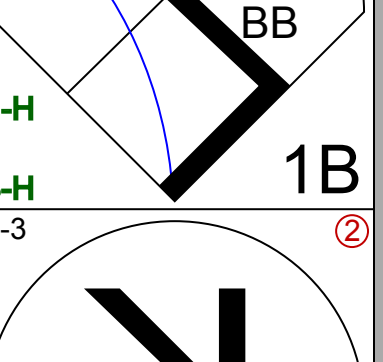
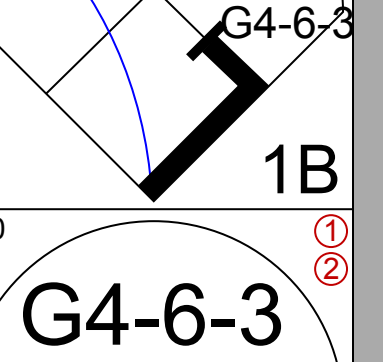

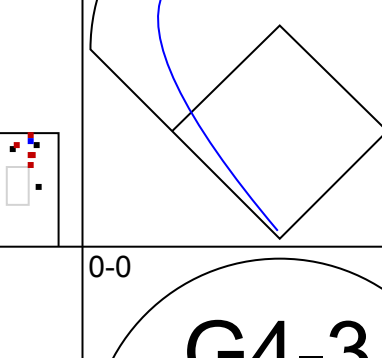
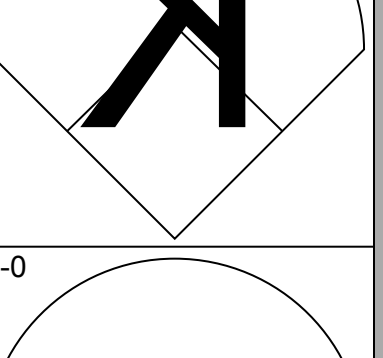
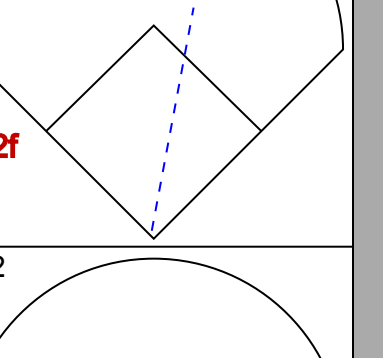
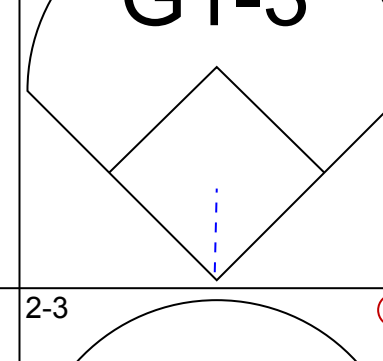
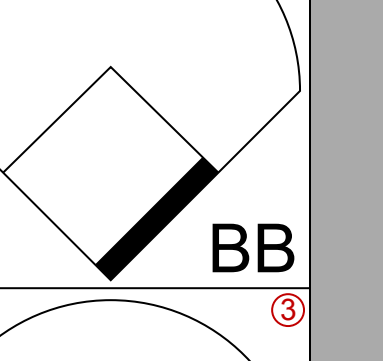
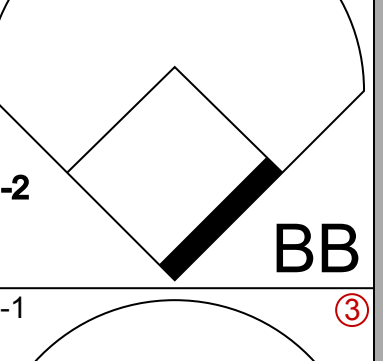
AB	41
R	7
H	15
RBI	7
BB	2
SO	5
LOB	20



AB	33
R	3
H	8
RBI	3
BB	2
SO	6
LOB	13



Batter	1	2	3	4	5	6	7	8	9	AB	R	H	RBI	BB	SO	LOB	TOP					
24 Grady Sizemore, L (1, 8) OBP: 0.341, SLG: 0.463										4	0	1	1	1	1	2	<p>Cleveland Indians @ New York Yankees Yankee Stadium, Bronx, NY Thu Jul 07 2005, 7:05 PM EDT Att: 52,201 - Cloudy - 72 F</p>					
Coco Crisp, S (1, 7) OBP: 0.344, SLG: 0.455										4	0	1	0	0	1	3						
48 Travis Hafner, L (1, 10) OBP: 0.423, SLG: 0.591										2	0	0	0	2	0	2						
41 Victor Martinez, S (1, 2) OBP: 0.319, SLG: 0.391										3	0	0	0	1	0	5						
Ben Broussard, L (1, 3) OBP: 0.307, SLG: 0.446										4	0	0	0	0	1	3						
Ronnie Belliard, R (1, 4) OBP: 0.327, SLG: 0.417										4	0	0	0	0	1	1						
Casey Blake, R (1, 9) OBP: 0.300, SLG: 0.398										4	0	1	0	0	2	1						
2 Johnny Peralta, R (1, 6) OBP: 0.350, SLG: 0.525										4	2	2	1	0	0	1						
Aaron Boone, R (1, 5) OBP: 0.255, SLG: 0.352										4	0	2	0	0	1	0						
Inning Stats	R: 0 E: 0 K: 1 S: 13	H: 1 LOB: 2 BB: 1 P: 22	R: 1 E: 0 K: 1 S: 10	H: 1 LOB: 0 BB: 0 P: 16	R: 0 E: 0 K: 0 S: 4	H: 1 LOB: 1 BB: 0 P: 5	R: 0 E: 0 K: 1 S: 6	H: 0 LOB: 0 BB: 0 P: 8	R: 1 E: 0 K: 0 S: 10	H: 2 LOB: 2 BB: 1 P: 20	R: 0 E: 0 K: 0 S: 7	H: 1 LOB: 1 BB: 0 P: 9	R: 0 E: 0 K: 2 S: 14	H: 0 LOB: 1 BB: 1 P: 23	R: 0 E: 0 K: 2 S: 9	H: 0 LOB: 1 BB: 1 P: 15	R: 0 E: 0 K: 0 S: 7	H: 1 LOB: 1 BB: 0 P: 11	1B: 6 2B: 0 3B: 0 HR: 1	SF: 0 SAC: 1 DP: 0 HBP: 0	WP: 0 PB: 0 CS: 1	PA: 38
PITCHER	IP	WLS	BF	H	R	ER	SO	BB	IBB	HBP	BLK	WP	HR	S	P	ERA	WHIP					
35 Mike Mussina, R (1, 1) ERA: 3.97	7.0	W	30	6	2	2	5	3	0	0	0	0	1	64	103	2.57	1.286					
Tom Gordon, R (8, 1) ERA: 2.79	0.2		3	0	0	0	2	1	0	0	0	0	0	6	12	0.00	1.500					
Scott Proctor, R (8, 1) ERA: 6.48	1.1		5	1	0	0	0	0	0	0	0	0	0	10	14	0.00	0.750					

Batter	1	2	3	4	5	6	7	8	9	AB	R	H	RBI	BB	SO	LOB	BOTTOM					
2 Derek Jeter, R (1, 6) OBP: 0.393, SLG: 0.453										4	1	1	1	0	1	1	<p>Cleveland Indians @ New York Yankees Yankee Stadium, Bronx, NY Thu Jul 07 2005, 7:05 PM EDT Att: 52,201 - Cloudy - 72 F</p>					
24 Robinson Cano, L (1, 4) OBP: 0.315, SLG: 0.466										4	1	1	0	0	1	0						
Gary Sheffield, R (1, 9) OBP: 0.395, SLG: 0.510										3	1	1	0	1	0	1						
13 Alex Rodriguez, R (1, 5) OBP: 0.416, SLG: 0.583										3	2	1	2	1	0	1						
55 Hideki Matsui, L (1, 7) OBP: 0.383, SLG: 0.519										4	1	1	1	0	0	1						
25 Jason Giambi, L (1, 3) OBP: 0.423, SLG: 0.452										3	1	2	2	0	1	0						
Tino Martinez, L (8, 3) OBP: 0.321, SLG: 0.467										1	0	1	0	0	0	0						
20 Jorge Posada, S (1, 2) OBP: 0.358, SLG: 0.426										4	0	0	0	0	2	2						
Bernie Williams, S (1, 10) OBP: 0.348, SLG: 0.378										2	0	0	0	2	0	0						
28 Melky Cabrera, S (1, 8) OBP: 0.250, SLG: 0.250										4	0	1	0	0	1	3						
Inning Stats	R: 2 E: 0 K: 1 S: 14	H: 2 LOB: 0 BB: 0 P: 17	R: 1 E: 0 K: 2 S: 11	H: 1 LOB: 0 BB: 0 P: 18	R: 0 E: 0 K: 1 S: 7	H: 0 LOB: 0 BB: 0 P: 10	R: 0 E: 0 K: 1 S: 11	H: 0 LOB: 0 BB: 0 P: 18	R: 0 E: 0 K: 0 S: 9	H: 1 LOB: 1 BB: 0 P: 12	R: 3 E: 0 K: 1 S: 15	H: 3 LOB: 2 BB: 2 P: 29	R: 1 E: 0 K: 0 S: 8	H: 1 LOB: 1 BB: 1 P: 17	R: 0 E: 0 K: 0 S: 9	H: 1 LOB: 1 BB: 1 P: 13	R: 0 E: 0 K: 0 S: 7	H: 1 LOB: 1 BB: 1 P: 11	1B: 6 2B: 0 3B: 0 HR: 3	SF: 0 SAC: 0 DP: 1 HBP: 0	WP: 1 PB: 0 CS: 0	PA: 36
PITCHER	IP	WLS	BF	H	R	ER	SO	BB	IBB	HBP	BLK	WP	HR	S	P	ERA	WHIP					
Kevin Millwood, R (1, 1) ERA: 3.58	6.0	L	27	7	6	6	6	2	0	0	0	0	1	2	67	104	9.00	1.500				
Fernando Cabrera, R (7, 1) ERA: 2.25	1.0		5	1	1	1	0	1	0	0	0	0	1	8	17	9.00	2.000					
Bob Howry, R (8, 1) ERA: 3.25	1.0		4	1	0	0	0	1	0	0	0	0	0	9	13	0.00	2.000					

AB 33
R 2
H 7
RBI 2
BB 4
SO 7
LOB 18



AB 32
R 7
H 9
RBI 6
BB 4
SO 6
LOB 9



Batter	1	2	3	4	5	6	7	8	9	AB	R	H	RBI	BB	SO	LOB	TOP			
24 Grady Sizemore, L (1, 8) OBP: 0.334, SLG: 0.461	1-3 K	1-2 F7			0-0 F7	1-2 P6			2-1 L5	5	0	0	0	0	1	1	Cleveland Indians @ New York Yankees Yankee Stadium, Bronx, NY Sat Jul 09 2005, 4:05 PM EDT Att: 54,366 - Cloudy - 82 F			
Coco Crisp, S (1, 7) OBP: 0.347, SLG: 0.458	3-2 L9		1-2 G4-3		1-0 48 2B		3-1 S	1-2 48 2B	5	2	3	0	0	0	0					
48 Travis Hafner, L (1, 10) OBP: 0.424, SLG: 0.591	3-3 K		2-2 G4-3		1-1 1B		4-0	2-0 1B	4	1	2	2	1	1	0					
Casey Blake, R (1, 9) OBP: 0.304, SLG: 0.403		3-2 HR	3-2 HR		1-1 1B		2-0	3-2 G5-3	4	2	2	0	0	0	3					
José Hernández, R (1, 3) OBP: 0.285, SLG: 0.406		2-1 HR	3-1 HR		1-0 HBP		1-3	0-0 G3	5	2	3	5	0	1	3					
2 Jhonny Peralta, R (1, 6) OBP: 0.351, SLG: 0.538		3-1 HR	0-2 G5-3		1-3 K		3-2		4	1	1	1	0	1	4					
Aaron Boone, R (1, 5) OBP: 0.262, SLG: 0.356		2-3 K		3-2 G6-3	1-0 F9			0-0 G4-3	4	0	0	0	0	1	2					
Josh Bard, S (1, 2) OBP: 0.284, SLG: 0.292		3-2 1B		2-1 G6-3		2-0 G3		3-2 G6-3	4	0	1	0	0	0	0					
Brandon Phillips, R (1, 4)		1-2 P3		2-2 G5-3		0-1 G4-3		1-3 K	4	0	0	0	0	1	1					
Inning Stats	R: 0 E: 0 K: 2 S: 10	H: 0 LOB: 0 BB: 0 P: 17	R: 3 E: 0 K: 1 S: 22	H: 4 LOB: 1 BB: 0 P: 37	R: 2 E: 0 K: 0 S: 14	H: 2 LOB: 0 BB: 0 P: 23	R: 0 E: 0 K: 0 S: 10	H: 0 LOB: 0 BB: 0 P: 17	R: 2 E: 0 K: 1 S: 11	H: 3 LOB: 2 BB: 0 P: 19	R: 0 E: 0 K: 1 S: 9	H: 1 LOB: 2 BB: 1 P: 29	R: 0 E: 0 K: 1 S: 9	H: 0 LOB: 0 BB: 0 P: 13	R: 1 E: 0 K: 0 S: 10	H: 2 LOB: 1 BB: 0 P: 18	1B: 5 2B: 4 3B: 0 HR: 3	SF: 0 SAC: 0 DP: 0 HBP: 1	WP: 0 PB: 0 SB: 1 CS: 0	PA: 41
PITCHER	IP	WLS	BF	H	R	ER	SO	BB	IBB	HBP	BLK	WP	HR	S	P	ERA	WHIP			
Darrell May, L (1, 1) ERA: 6.22	4.1	L	21	8	7	7	3	0	0	0	0	0	3	61	103	14.54	1.846			
Scott Proctor, R (5, 1) ERA: 4.91	2.2		12	2	0	0	2	0	1	1	0	0	0	31	51	0.00	0.750			
Tanyon Sturtze, R (8, 1) ERA: 3.97	2.0		8	2	1	1	1	0	0	0	0	0	0	19	31	4.50	1.000			

Batter	1	2	3	4	5	6	7	8	9	AB	R	H	RBI	BB	SO	LOB	BOTTOM					
2 Derek Jeter, R (1, 6) OBP: 0.393, SLG: 0.454	0-0 G5-3		1-0 F8		1-1 G4-3		2-1 G5-3		0-0 24 G4-6-3	5	0	1	0	0	0	2	Cleveland Indians @ New York Yankees Yankee Stadium, Bronx, NY Sat Jul 09 2005, 4:05 PM EDT Att: 54,366 - Cloudy - 82 F					
24 Robinson Canó, L (1, 4) OBP: 0.311, SLG: 0.456	0-2 K		1-1 F9		0-0 2-3		2-0 BB	2-2 G4-6-3	5	1	2	1	0	1	2							
Gary Sheffield, R (1, 10) OBP: 0.399, SLG: 0.515	1-0 HR		4-1 BB		3-1 3H		4-2 55 HR	4-1 13 FC6-4	2	2	1	1	3	0	1							
13 Alex Rodriguez, R (1, 5) OBP: 0.416, SLG: 0.587	3-2 HR		0-2 F7			3-3 K	3-2 F3	0-0 FC6-4	5	1	1	1	0	1	5							
55 Hideki Matsui, L (1, 7) OBP: 0.380, SLG: 0.525	0-0 F7			3-2 L9	1-2 F9		1-0 HR		4	1	1	3	0	0	0							
25 Jason Giambi, L (1, 3) OBP: 0.421, SLG: 0.448		1-1 1B		2-3 K	1-2 P6		1-3 K		4	0	1	0	0	2	0							
Tino Martinez, L (9, 3) OBP: 0.318, SLG: 0.462									0	0	0	0	0	0	0							
20 Jorge Posada, S (1, 2) OBP: 0.349, SLG: 0.416	0-0 P3			2-0 F7		0-2 F7	2-1 F9		4	0	0	0	0	0	1							
Ruben Sierra, S (1, 9) OBP: 0.313, SLG: 0.489	0-1 P5				1-2 24 1B			1-2 HR	4	2	3	1	0	0	1							
2B Melky Cabrera, S (1, 8) OBP: 0.333, SLG: 0.333	2-0 F9				0-0 F8		3-2 F7		2	0	0	0	0	0	2							
Bernie Williams, S (7, PH) OBP: 0.349, SLG: 0.376									2	0	1	0	0	0	1							
Tony Womack, L (8, PR) OBP: 0.276, SLG: 0.266									0	0	0	0	0	0	0							
Inning Stats	R: 2 E: 0 K: 1 S: 9	H: 2 LOB: 0 BB: 0 P: 13	R: 0 E: 0 K: 0 S: 6	H: 1 LOB: 1 BB: 0 P: 9	R: 0 E: 0 K: 0 S: 8	H: 0 LOB: 1 BB: 1 P: 14	R: 0 E: 0 K: 1 S: 8	H: 0 LOB: 0 BB: 0 P: 15	R: 1 E: 0 K: 0 S: 15	H: 2 LOB: 1 BB: 0 P: 20	R: 0 E: 0 K: 1 S: 10	H: 0 LOB: 0 BB: 0 P: 15	R: 0 E: 0 K: 0 S: 11	H: 1 LOB: 1 BB: 0 P: 18	R: 3 E: 0 K: 1 S: 13	H: 2 LOB: 0 BB: 1 P: 26	R: 1 E: 0 K: 0 S: 10	H: 3 LOB: 2 BB: 1 P: 17	1B: 5 2B: 2 3B: 0 HR: 4	SF: 0 SAC: 0 DP: 1 HBP: 0	WP: 0 PB: 0 SB: 0 CS: 0	PA: 40
PITCHER	IP	WLS	BF	H	R	ER	SO	BB	IBB	HBP	BLK	WP	HR	S	P	ERA	WHIP					
Scott Elarton, R (1, 1) ERA: 4.72	7.0	W	28	6	3	3	3	1	0	0	0	0	0	7	16	54.00	6.000					
Bob Howry, R (8, 1) ERA: 3.72	0.1		3	1	2	2	0	1	0	0	0	0	0	6	10	13.50	1.500					
Arthur Rhodes, L (8, 1) ERA: 1.91	0.2	H	3	1	1	1	1	0	0	0	0	0	1	6	10	9.00	4.000					
Bob Wickman, R (9, 1) ERA: 2.73	1.0	S	6	3	1	1	0	1	0	0	0	0	1	10	17	9.00	4.000					

Batter	1	2	3	4	5	6	7	8	9	AB	R	H	RBI	BB	SO	LOB	TOP				
22 Scott Podsednik, L OBP: 0.370, SLG: 0.346	G5-3	G4-3						S 1B		4	0	2	0	0	0	0	Chicago White Sox @ Cleveland Indians Jacobs Field, Cleveland, OH Thu Jul 14 2005, 7:05 PM EDT Att: 21,472 - Overcast - 78 F				
Tadahito Iguchi, R OBP: 0.338, SLG: 0.406	S 2B 1B		G4-3		G4-3			K 1B		4	1	1	0	0	1	2					
Frank Thomas, R OBP: 0.340, SLG: 0.663	14 1B 1-H 2B		F9					K		4	0	1	1	0	2	1					
14 Paul Konerko, R OBP: 0.351, SLG: 0.479	HBP 1B		K					K L7		4	0	2	0	0	1	0					
Aaron Rowand, R OBP: 0.334, SLG: 0.384	HBP 1B							K FC5-4 1B		3	0	1	0	0	1	1					
23 Jermaine Dye, R OBP: 0.327, SLG: 0.521	K							F8		4	0	0	0	0	2	5					
12 A.J. Pierzynski, L OBP: 0.297, SLG: 0.414	G3				G4-6-3			K G4-3		4	0	0	0	0	1	5					
24 Joe Crede, R OBP: 0.297, SLG: 0.422		F8						K P5		3	0	0	0	0	1	0					
5 Juan Uribe, R OBP: 0.273, SLG: 0.374	G6-3							K G4-3		3	0	0	0	0	1	0					
Inning Stats	R: 1 E: 0 K: 1 S: 19	H: 3 LOB: 3 BB: 0 P: 30	R: 0 E: 0 K: 0 S: 6	H: 0 LOB: 0 BB: 0 P: 9	R: 0 E: 0 K: 1 S: 5	H: 0 LOB: 0 BB: 0 P: 8	R: 0 E: 0 K: 0 S: 7	H: 1 LOB: 0 BB: 0 P: 8	R: 0 E: 0 K: 2 S: 12	H: 0 LOB: 0 BB: 0 P: 11	R: 0 E: 0 K: 2 S: 8	H: 0 LOB: 0 BB: 0 P: 11	R: 0 E: 0 K: 2 S: 12	H: 1 LOB: 1 BB: 0 P: 15	R: 0 E: 0 K: 1 S: 8	H: 1 LOB: 1 BB: 0 P: 16	1B: 6 2B: 1 3B: 0 HR: 0	SF: 0 SAC: 0 DP: 1 HBP: 1	WP: 0 PB: 0 CS: 4	PA: 34	
PITCHER	IP	WLS	BF	H	R	ER	SO	BB	IBB	HBP	BLK	WP	HR	S	P	ERA	WHIP				
Kevin Millwood, R ERA: 3.38	(1, 1)	8.0	L	30	6	1	1	9	0	0	1	0	0	0	78	109	1.12	0.750			
Bob Howry, R ERA: 3.86	(9, 1)	0.2		3	1	0	0	0	0	0	0	0	0	5	10	0.00	1.500				
Scott Sauerbeck, L ERA: 3.2	(9, 1)	0.1		1	0	0	0	1	0	0	0	0	0	3	6	0.00	0.000				

Batter	1	2	3	4	5	6	7	8	9	AB	R	H	RBI	BB	SO	LOB	BOTTOM				
24 Grady Sizemore, L OBP: 0.334, SLG: 0.466	K		G6-3		F8			K K		4	0	0	0	0	2	2	Chicago White Sox @ Cleveland Indians Jacobs Field, Cleveland, OH Thu Jul 14 2005, 7:05 PM EDT Att: 21,472 - Overcast - 78 F				
Coco Crisp, S OBP: 0.346, SLG: 0.456	G4-3				F9			K		4	0	1	0	0	1	0					
48 Travis Hafner, L OBP: 0.420, SLG: 0.587	F7				F7			K		4	0	0	0	0	1	1					
41 Victor Martinez, S OBP: 0.320, SLG: 0.382								K		1	0	1	0	3	0	0					
Brandon Phillips, R (9, PR)								K		0	0	0	0	0	0	0					
Casey Blake, R OBP: 0.296, SLG: 0.391	K				P6			F8		4	0	0	0	0	2	5					
Ronnie Belliard, R OBP: 0.320, SLG: 0.410	G5-4-3				K			L8		4	0	0	0	0	1	4					
Ben Broussard, L OBP: 0.303, SLG: 0.439					F7			K		3	0	0	0	0	1	0					
2 Jhonny Peralta, R OBP: 0.345, SLG: 0.530					K			K		3	0	1	0	0	2	0					
Aaron Boone, R OBP: 0.266, SLG: 0.366					L6			K		3	0	1	0	0	1	1					
Inning Stats	R: 0 E: 0 K: 1 S: 7	H: 0 LOB: 0 BB: 0 P: 11	R: 0 E: 0 K: 1 S: 11	H: 0 LOB: 1 BB: 1 P: 20	R: 0 E: 0 K: 1 S: 11	H: 1 LOB: 1 BB: 0 P: 14	R: 0 E: 0 K: 1 S: 13	H: 1 LOB: 2 BB: 1 P: 21	R: 0 E: 0 K: 1 S: 8	H: 0 LOB: 1 BB: 1 P: 11	R: 0 E: 0 K: 1 S: 7	H: 0 LOB: 0 BB: 0 P: 8	R: 0 E: 0 K: 3 S: 10	H: 0 LOB: 0 BB: 0 P: 16	R: 0 E: 0 K: 1 S: 12	H: 1 LOB: 1 BB: 0 P: 17	1B: 2 2B: 2 3B: 0 HR: 0	SF: 0 SAC: 0 DP: 1 HBP: 0	WP: 0 PB: 0 CS: 0	PA: 33	
PITCHER	IP	WLS	BF	H	R	ER	SO	BB	IBB	HBP	BLK	WP	HR	S	P	ERA	WHIP				
52 Jose Contreras, R ERA: 3.99	(1, 1)	7.0	W	26	3	0	0	7	3	0	0	0	0	3	63	97	0.00	0.857			
Cliff Politte, R ERA: 1.01	(8, 1)	0.1	H	1	0	0	0	1	0	0	0	0	0	3	6	0.00	0.000				
Damaso Marte, L ERA: 2.7	(8, 1)	1.0	H	3	0	0	0	3	0	0	0	0	0	11	16	0.00	0.000				
Dustin Hermanson, R ERA: 1.5	(9, 1)	0.2	S	3	1	0	0	0	0	0	0	0	0	8	11	0.00	1.500				

Batter	1	2	3	4	5	6	7	8	9	AB	R	H	RBI	BB	SO	LOB	TOP										
38 Pablo Ozuna, R OBP: 0.353, SLG: 0.333	1-2 G6-3	0-0 1B		3-2 2B		0-2 SH5-3 1B		0-0 1B		5	1	4	0	0	0	0	Chicago White Sox @ Cleveland Indians Jacobs Field, Cleveland, OH Fri Jul 15 2005, 7:05 PM EDT Att: 29,684 - Overcast - 80 F										
Tadahito Iguchi, R OBP: 0.333, SLG: 0.401	2-3 K	1-3 K		0-3 K		1-0 SH5-3		3-1 F8		4	0	0	1	0	3	4											
Frank Thomas, R OBP: 0.343, SLG: 0.640	4-0 WP 23 BB 1B	3-1 L7			4-2 1B	3-H G6-3		1-3 K		3	1	0	0	2	1	3											
14 Paul Konerko, R OBP: 0.351, SLG: 0.476	4-0 23 BB 1B	3-2 G4-3			3-1 1B		1-2 G5-3	3-2 F7		4	1	1	0	1	0	1											
Carl Everett, S OBP: 0.313, SLG: 0.476	0-3 K		0-1 G6-3		0-3 K		3-3 K	1-2 L7		4	1	0	0	0	3	4											
Timo Perez, L OBP: 0.299, SLG: 0.358	1-2 2-3 1B								1-2 L7	1	0	0	0	0	0	0											
23 Jermaine Dye, R OBP: 0.328, SLG: 0.517	4-2 1B		1-1 S		2-3 K		1-3 K		1-3 K	4	1	1	1	1	3	2											
Aaron Rowand, R OBP: 0.336, SLG: 0.388	3-2 1B		3-3 K		2-3 K			1-0 1B		4	1	2	2	0	2	3											
Chris Widger, R OBP: 0.330, SLG: 0.427	1-1 1B		0-1 P6			2-2 38 1B E		3-2 1B		4	1	3	2	0	0	1											
5 Juan Uribe, R OBP: 0.269, SLG: 0.368	1-3 K			3-2 G6-3		0-1 P3		2-2 L6		4	0	0	0	0	1	4											
Inning Stats	R: 4 E: 0 K: 3 S: 24	H: 2 LOB: 2 BB: 3 P: 44	R: 0 E: 0 K: 1 S: 11	H: 1 LOB: 1 BB: 0 P: 18	R: 0 E: 0 K: 1 S: 11	H: 1 LOB: 1 BB: 0 P: 15	R: 0 E: 0 K: 3 S: 9	H: 1 LOB: 1 BB: 1 P: 15	R: 0 E: 0 K: 0 S: 10	H: 2 LOB: 0 BB: 0 P: 13	R: 0 E: 0 K: 2 S: 9	H: 0 LOB: 0 BB: 0 P: 14	R: 1 E: 0 K: 1 S: 14	H: 3 LOB: 2 BB: 0 P: 24	R: 0 E: 0 K: 1 S: 11	H: 0 LOB: 0 BB: 0 P: 16	1B: 9 2B: 3 3B: 0 HR: 0	SF: 0 SAC: 1 DP: 1 HBP: 0	WP: 1 PB: 0 SB: 4 CS: 1	PA: 42							
PITCHER	IP	WLS	BF	H	R	ER	SO	BB	IBB	HBP	BLK	WP	HR	S	P	ERA	WHIP										
CC Sabathia, L ERA: 4.63	(1, 1)	5.0	L	25	6	4	9	4	0	0	0	1	0	71	119	7.20	2.000										
59 Matt Miller, R ERA: 1.82	(6, 1)	0.0		1	1	1	0	0	0	0	0	0	0	3	5	∞	∞										
David Riske, R ERA: 2.7	(6, 1)	2.0		7	1	1	0	2	0	0	0	0	0	16	22	0.00	0.500										
Fernando Cabrera, R ERA: 3.0	(8, 1)	2.0		9	3	1	1	2	0	0	0	0	0	25	40	4.50	1.500										

AB	37
R	7
H	11
RBI	6
BB	4
SO	13
LOB	22




Batter	1	2	3	4	5	6	7	8	9	AB	R	H	RBI	BB	SO	LOB	BOTTOM										
24 Grady Sizemore, L OBP: 0.333, SLG: 0.464	0-1 F8	1-3 K			1-1 1B		0-1 G4-6-3			4	0	1	0	0	1	3	Chicago White Sox @ Cleveland Indians Jacobs Field, Cleveland, OH Fri Jul 15 2005, 7:05 PM EDT Att: 29,684 - Overcast - 80 F										
Coco Crisp, S OBP: 0.345, SLG: 0.452	4-1 41 WP 48 G4-3 BB		2-1 L9		0-0 G4-3			1-2 F8		3	0	0	0	1	0	1											
48 Travis Hafner, L OBP: 0.415, SLG: 0.578	0-1 G4-3		3-3 K		1-1 G4-3		0-3 K			4	0	0	0	0	2	1											
41 Victor Martinez, S OBP: 0.322, SLG: 0.382	4-2 BB		1-1 L5		1-1 FC6		0-0 F8			3	0	1	0	1	0	0											
Casey Blake, R OBP: 0.293, SLG: 0.387	0-3 K			1-2 G4-3		0-0 FC6		3-3 K		3	0	0	0	0	1	3											
Jody Gerut, L OBP: 0.361, SLG: 0.375					1-2 G4-3		1-2 G4-3		1-1 G5-3	1	0	0	0	0	0	0											
Ronnie Belliard, R OBP: 0.321, SLG: 0.413		0-2 2 1B		2-1 G6-3		1-2 G4-3			1-1 G5-3	3	1	1	0	0	0	1											
José Hernández, R OBP: 0.296, SLG: 0.409										1	0	0	0	0	0	0											
Ben Broussard, L OBP: 0.306, SLG: 0.438		4-2 G6-4-3 2 1B BB		2-0 L6		1-2 1B			1-1 G1	3	0	1	0	1	0	0											
2 Jhonny Peralta, R OBP: 0.345, SLG: 0.528		2-1 G6-4-3 1B			2-1 G4-3		0-3 K			3	0	1	1	0	1	1											
Aaron Boone, R OBP: 0.267, SLG: 0.365		0-1 G6-4-3			3-2 G5-3		1-1 24 G4-6-3 1B			3	0	1	0	0	0	2											
Inning Stats	R: 0 E: 0 K: 1 S: 10	H: 0 LOB: 2 BB: 2 P: 18	R: 1 E: 0 K: 1 S: 13	H: 2 LOB: 1 BB: 1 P: 20	R: 0 E: 0 K: 1 S: 7	H: 0 LOB: 0 BB: 0 P: 13	R: 0 E: 0 K: 0 S: 6	H: 0 LOB: 0 BB: 0 P: 11	R: 0 E: 0 K: 0 S: 10	H: 1 LOB: 1 BB: 0 P: 16	R: 0 E: 0 K: 0 S: 8	H: 1 LOB: 1 BB: 0 P: 11	R: 0 E: 0 K: 1 S: 12	H: 2 LOB: 1 BB: 0 P: 14	R: 0 E: 0 K: 1 S: 8	H: 0 LOB: 0 BB: 0 P: 9	R: 0 E: 0 K: 1 S: 7	H: 0 LOB: 0 BB: 0 P: 12	1B: 5 2B: 1 3B: 0 HR: 0	SF: 0 SAC: 0 DP: 2 HBP: 0	WP: 1 PB: 0 SB: 0 CS: 0	PA: 34					
PITCHER	IP	WLS	BF	H	R	ER	SO	BB	IBB	HBP	BLK	WP	HR	S	P	ERA	WHIP										
Freddy Garcia, R ERA: 3.41	(1, 1)	7.0		28	6	1	4	3	0	0	0	1	0	66	103	1.29	1.286										
Neal Cotts, L ERA: 2.73	(8, 1)	1.0		3	0	0	0	0	0	0	0	0	0	8	9	0.00	0.000										
Luis Vizcaino, R ERA: 4.36	(9, 1)	1.0		3	0	0	0	0	0	0	0	0	0	7	12	0.00	0.000										

AB	31
R	1
H	6
RBI	1
BB	3
SO	6
LOB	12




Batter	1	2	3	4	5	6	7	8	9	AB	R	H	RBI	BB	SO	LOB	TOP					
22 Scott Podsednik, L (1, 7) OBP: 0.368, SLG: 0.344			L6			P6			F7	5	1	1	0	0	1	0	Chicago White Sox @ Cleveland Indians Jacobs Field, Cleveland, OH Sat Jul 16 2005, 1:20 PM EDT Att: 27,114 - Partly Cloudy - 90 F					
Aaron Rowand, R (1, 8) OBP: 0.340, SLG: 0.392	G1-6-3		2B	1B		12 E	1B		G5-3	5	3	3	0	0	0	0						
Carl Everett, S (1, 10) OBP: 0.314, SLG: 0.478	G4-3		14 2B	2B		G3			14 2B	5	1	2	1	0	1	3						
14 Paul Konerko, R (1, 3) OBP: 0.355, SLG: 0.483		G5-3	2H	2B		12 E	23 FC5-4	IBB	P3	4	1	2	1	1	0	1						
12 A.J. Pierzynski, L (1, 2) OBP: 0.295, SLG: 0.414	K		G4-3			E4	23 FC5-4		F7	5	0	1	2	0	1	4						
23 Jermaine Dye, R (1, 9) OBP: 0.327, SLG: 0.512		24 S	HBP			FC5-4			G6-3	3	1	0	1	0	1	2						
24 Joe Crede, R (1, 5) OBP: 0.296, SLG: 0.423	1H	2B				G4-3	F8		G6-3	4	0	1	1	0	0	1						
Willie Harris, L (1, 4) OBP: 0.295, SLG: 0.215	F9					L6			P3	4	0	1	0	0	0	1						
5 Juan Uribe, R (1, 6) OBP: 0.265, SLG: 0.363			G5-3	L8		F9			P4	4	0	0	0	0	0	1						
Inning Stats	R: 0 E: 0 K: 1 S: 13	H: 0 LOB: 0 BB: 0 P: 18	R: 1 E: 0 K: 1 S: 10	H: 1 LOB: 1 BB: 0 P: 14	R: 2 E: 0 K: 0 S: 19	H: 3 LOB: 1 BB: 0 P: 26	R: 0 E: 0 K: 1 S: 9	H: 1 LOB: 1 BB: 0 P: 15	R: 3 E: 1 K: 0 S: 12	H: 2 LOB: 1 BB: 1 P: 21	R: 0 E: 0 K: 0 S: 7	H: 0 LOB: 0 BB: 0 P: 12	R: 1 E: 0 K: 1 S: 15	H: 2 LOB: 1 BB: 0 P: 19	R: 0 E: 0 K: 0 S: 5	H: 0 LOB: 0 BB: 0 P: 7		R: 0 E: 0 K: 0 S: 11	H: 2 LOB: 2 BB: 0 P: 14	1B: 6 2B: 5 3B: 0 HR: 0	SF: 0 SAC: 0 DP: 0 HBP: 1	WP: 0 PB: 0 CS: 0
PITCHER	IP	WLS	BF	H	R	ER	SO	BB	IBB	HBP	BLK	WP	HR	S	P	ERA	WHIP					
37 Jake Westbrook, R (1, 1) ERA: 4.77	5.0	L	25	7	6	4	3	0	1	1	0	0	0	63	94	7.20	1.400					
Kazuhito Tadano, R (6, 1) ERA: 2.25	4.0		16	4	1	1	1	0	0	0	0	0	0	38	52	2.25	1.000					

AB	39
R	7
H	11
RBI	6
BB	1
SO	4
LOB	13



Batter	1	2	3	4	5	6	7	8	9	AB	R	H	RBI	BB	SO	LOB	BOTTOM					
24 Grady Sizemore, L (1, 8) OBP: 0.332, SLG: 0.460	P5		K			G4-3			G1-3	5	0	1	2	0	1	0	Chicago White Sox @ Cleveland Indians Jacobs Field, Cleveland, OH Sat Jul 16 2005, 1:20 PM EDT Att: 27,114 - Partly Cloudy - 90 F					
Coco Crisp, S (1, 7) OBP: 0.346, SLG: 0.454	K		G4-3			FC5-4	1B		G6-3	5	0	2	0	0	1	2						
48 Travis Hafner, L (1, 10) OBP: 0.416, SLG: 0.578	FC5-4	1B	HBP			P3			L8	0	0	0	0	0	0	0						
Jody Gerut, L (1, PR) OBP: 0.353, SLG: 0.366						P4			L4	3	0	0	0	0	0	2						
José Hernández, R (1, 3) OBP: 0.295, SLG: 0.404	1B					P4			G5-3	4	0	1	0	0	0	1						
2 Jhonny Peralta, R (1, 6) OBP: 0.340, SLG: 0.519	FC5					K			K	4	0	0	0	0	2	3						
Casey Blake, R (1, 9) OBP: 0.295, SLG: 0.384	K					2B	G4-3	HBP	L6	2	2	0	0	1	1	0						
Ronnie Belliard, R (1, 4) OBP: 0.323, SLG: 0.415	F7					G4-3	G5-3	2B	F9	3	2	1	0	1	0	0						
Aaron Boone, R (1, 5) OBP: 0.267, SLG: 0.364	K					G4-3			F7	4	1	1	2	0	1	1						
Josh Bard, S (1, 2) OBP: 0.273, SLG: 0.279						G5-3			F9	3	0	0	1	0	1	0						
41 Victor Martínez, S (9, PH) OBP: 0.324, SLG: 0.382	K					G5-3			F9	0	0	0	0	1	0	0						
Inning Stats	R: 0 E: 0 K: 1 S: 11	H: 1 LOB: 2 BB: 0 P: 17	R: 0 E: 0 K: 2 S: 9	H: 0 LOB: 0 BB: 0 P: 17	R: 0 E: 0 K: 2 S: 9	H: 0 LOB: 0 BB: 0 P: 11	R: 0 E: 0 K: 1 S: 10	H: 0 LOB: 0 BB: 0 P: 14	R: 2 E: 0 K: 0 S: 11	H: 1 LOB: 0 BB: 0 P: 16	R: 0 E: 0 K: 0 S: 9	H: 1 LOB: 1 BB: 0 P: 13	R: 0 E: 0 K: 0 S: 8	H: 0 LOB: 0 BB: 0 P: 13	R: 0 E: 0 K: 0 S: 8	H: 1 LOB: 1 BB: 0 P: 13	R: 3 E: 0 K: 1 S: 23	H: 2 LOB: 2 BB: 3 P: 43	1B: 4 2B: 2 3B: 0 HR: 0	SF: 0 SAC: 0 DP: 0 HBP: 2	WP: 0 PB: 0 CS: 0	PA: 38
PITCHER	IP	WLS	BF	H	R	ER	SO	BB	IBB	HBP	BLK	WP	HR	S	P	ERA	WHIP					
56 Mark Buehrle, L (1, 1) ERA: 2.58	7.0	W	26	3	2	2	6	0	0	2	0	0	0	67	101	2.57	0.429					
Neal Cotts, L (8, 1) ERA: 2.7	1.0		4	1	0	0	0	0	0	0	0	0	0	8	13	0.00	1.000					
Shingo Takatsu, R (9, 1) ERA: 5.97	0.2		5	1	3	3	1	2	0	0	0	0	0	15	27	40.50	4.500					
Luis Vizcaino, R (9, 1) ERA: 4.36	0.0		1	0	0	0	0	1	0	0	0	0	0	3	7	∞	∞					
Damaso Marte, L (9, 1) ERA: 2.67	0.1	S	2	1	0	0	0	0	0	0	0	0	0	5	9	0.00	3.000					

AB	33
R	5
H	6
RBI	5
BB	3
SO	7
LOB	9



Batter	1	2	3	4	5	6	7	8	9	AB	R	H	RBI	BB	SO	LOB	TOP
9 David DeJesus, L (1, 8) OBP: 0.369, SLG: 0.449	0-1 HR	1-1 G6-3			1-3 K					3	1	1	1	0	1	0	Kansas City Royals @ Cleveland Indians Jacobs Field, Cleveland, OH Mon Jul 18 2005, 7:05 PM EDT Att: 18,073 - Cloudy - 92 F
Tony Graffanino, R (1, 3) OBP: 0.377, SLG: 0.393	3-2 1B		4-1 29 G6-4-3 BB		1-3 K					2	1	1	0	1	1	0	
29 Mike Sweeney, R (1, 10) OBP: 0.345, SLG: 0.544	1 SAFE SAFE K	0-3 K	0-1 G6-4-3 1-2							2	0	0	0	0	1	2	
Emil Brown, R (1, 9) OBP: 0.358, SLG: 0.446	1-2 1B		0-3 K							2	0	1	0	0	1	0	
Terrence Long, L (1, 7) OBP: 0.306, SLG: 0.371	0-0 1B			1-2 G4-3						2	0	1	1	0	0	0	
4 Angel Berroa, R (1, 6) OBP: 0.301, SLG: 0.365	0-3 K			1-0 G5-3						2	0	0	0	0	1	2	
14 John Buck, R (1, 2) OBP: 0.279, SLG: 0.350	0-3 K			4-0 BB						1	0	0	0	1	1	2	
24 Mark Teahen, L (1, 5) OBP: 0.303, SLG: 0.367		1-2 L7		0-1 G3						2	0	0	0	0	0	1	
Joe McEwing, R (1, 4) OBP: 0.283, SLG: 0.322		0-1 P6		1-3 K						2	0	0	0	0	1	0	
Inning Stats	R: 2 E: 0 K: 3 S: 20	H: 4 LOB: 2 BB: 0 P: 24	R: 0 E: 0 K: 0 S: 7	H: 0 LOB: 0 BB: 0 P: 9	R: 0 E: 0 K: 1 S: 6	H: 0 LOB: 0 BB: 1 P: 10	R: 0 E: 0 K: 0 S: 6	H: 0 LOB: 1 BB: 1 P: 12	R: 0 E: 0 K: 3 S: 11	H: 0 LOB: 0 BB: 0 P: 14							
PITCHER 31 Cliff Lee, L (1, 1) ERA: 3.88	IP: 5.0 WLS: W BF: 20 H: 4 R: 2 ER: 2 SO: 7 BB: 2 IBB: 0 HBP: 0 BLK: 0 WP: 0 HR: 1 S: 50 P: 69 ERA: 3.60 WHIP: 1.200																

AB	18
R	2
H	4
RBI	2
BB	2
SO	7
LOB	7



1B:	3	SF:	0
2B:	0	SAC:	0
3B:	0	DP:	1
HR:	1	HBP:	0
WP:	0	PA:	20
PB:	0		
SB:	0		
CS:	0		

Batter	1	2	3	4	5	6	7	8	9	AB	R	H	RBI	BB	SO	LOB	BOTTOM
24 Grady Sizemore, L (1, 8) OBP: 0.332, SLG: 0.458	1-1 BLK 1B G3	2-1 SF7		1-2 F7						2	1	1	1	0	0	0	Kansas City Royals @ Cleveland Indians Jacobs Field, Cleveland, OH Mon Jul 18 2005, 7:05 PM EDT Att: 18,073 - Cloudy - 92 F
Ronnie Belliard, R (1, 4) OBP: 0.319, SLG: 0.409	0-0 G3 BLK FC1-2 1B	3-H 2-1 FC3-2-5-3		0-1 P3						3	0	1	0	0	0	2	
Coco Crisp, S (1, 7) OBP: 0.342, SLG: 0.447	0-1 G3	0-1 G4-3		1-3 K						3	0	0	1	0	1	3	
41 Victor Martinez, S (1, 2) OBP: 0.332, SLG: 0.386	4-0 2 FC1-2 2B BB		1-2 HR 1B		4-2 2 2B 1B BB					1	3	1	0	2	0	0	
Ben Broussard, L (1, 3) OBP: 0.305, SLG: 0.444	2-1 FC1-2 2 2B		0-1 HR		2-2 F8					3	1	1	2	0	0	3	
2 Jhonny Peralta, R (1, 6) OBP: 0.349, SLG: 0.529	1-2 3-H 2-1 2B		1-H HR		1-1 1B					3	0	3	1	0	0	0	
Casey Blake, R (1, 9) OBP: 0.302, SLG: 0.384	1-0 2-1	0-1 E 24 SF7 1B	1-0 L7		4-0 1B IBB					2	1	1	0	1	0	1	
Jody Gerut, L (1, 10) OBP: 0.357, SLG: 0.377		1-1 WP E FC3-2-3 1B	1-1 F8		1-2 1B					3	0	2	1	0	0	1	
Aaron Boone, R (1, 5) OBP: 0.265, SLG: 0.359		0-2 E3 FC3-2-3 WP	2-1 G5-3		1-2 1B					3	0	0	0	0	0	6	
Inning Stats	R: 2 E: 0 K: 0 S: 10	H: 3 LOB: 2 BB: 1 P: 20	R: 1 E: 1 K: 0 S: 13	H: 2 LOB: 2 BB: 0 P: 18	R: 2 E: 0 K: 0 S: 15	H: 3 LOB: 1 BB: 0 P: 23	R: 0 E: 0 K: 1 S: 9	H: 0 LOB: 0 BB: 0 P: 11	R: 1 E: 0 K: 0 S: 14	H: 2 LOB: 3 BB: 2 P: 27							
PITCHER D.J. Carrasco, R (1, 1) ERA: 4.09 41 Jimmy Gobble, L (3, 1) ERA: 4.5	IP: 2.1 WLS: L BF: 17 H: 8 R: 5 ER: 5 SO: 0 BB: 1 IBB: 0 HBP: 0 BLK: 0 WP: 0 HR: 1 S: 34 P: 54 ERA: 19.29 WHIP: 3.857																

AB	23
R	6
H	10
RBI	6
BB	3
SO	1
LOB	16



1B:	7	SF:	1
2B:	2	SAC:	0
3B:	0	DP:	0
HR:	1	HBP:	0
WP:	1	PA:	27
PB:	0		
SB:	0		
CS:	0		

Batter	1	2	3	4	5	6	7	8	9	AB	R	H	RBI	BB	SO	LOB	TOP				
9 David DeJesus, L (1, 8) OBP: 0.370, SLG: 0.455	G6-3		2B		G4-3		2B		G4-3	5	0	2	1	0	0	1	Kansas City Royals @ Cleveland Indians Jacobs Field, Cleveland, OH Tue Jul 19 2005, 7:05 PM EDT Att: 20,862 - Clear - 83 F				
Ruben Gelay, S (1, 4) OBP: 0.301, SLG: 0.364	G5-4-3 BB		F7		G3		K			3	0	0	0	1	1	4					
29 Mike Sweeney, R (1, 10) OBP: 0.344, SLG: 0.538	G5-4-3		F8			G6-3				3	0	0	0	1	0	2					
Matt Stairs, L (1, 3) OBP: 0.372, SLG: 0.454		E7 HR			G4-6-3 2B					4	1	1	0	0	1	3					
Emil Brown, R (1, 9) OBP: 0.360, SLG: 0.456		1-H HR			G4-6-3 BB					3	1	1	2	1	0	0					
Terrence Long, L (1, 7) OBP: 0.305, SLG: 0.373		F8			G4-6-3					4	1	1	0	0	0	2					
4 Angel Berroa, R (1, 6) OBP: 0.299, SLG: 0.362		F9			K					3	0	0	0	0	1	1					
24 Mark Teahen, L (1, 5) OBP: 0.306, SLG: 0.378										4	1	2	1	0	1	0					
14 John Buck, R (1, 2) OBP: 0.274, SLG: 0.343					G4-3					4	0	0	0	0	1	2					
Inning Stats	R: 0 E: 0 K: 0 S: 9	H: 0 LOB: 0 BB: 1 P: 14	R: 2 E: 1 K: 1 S: 13	H: 1 LOB: 0 BB: 0 P: 15	R: 0 E: 0 K: 0 S: 11	H: 1 LOB: 1 BB: 0 P: 16	R: 0 E: 0 K: 1 S: 11	H: 1 LOB: 1 BB: 0 P: 18	R: 0 E: 0 K: 0 S: 6	H: 0 LOB: 0 BB: 0 P: 14	R: 2 E: 1 K: 2 S: 15	H: 3 LOB: 3 BB: 1 P: 23	R: 0 E: 0 K: 0 S: 10	H: 0 LOB: 0 BB: 0 P: 15	R: 0 E: 0 K: 1 S: 14	H: 0 LOB: 0 BB: 0 P: 20	1B: 1 2B: 4 3B: 1 HR: 1	SF: 0 SAC: 1 DP: 2 HBP: 0	WP: 0 PB: 0 SB: 0 CS: 0	PA: 37	
PITCHER	IP	WLS	BF	H	R	ER	SO	BB	IBB	HBP	BLK	WP	HR	S	P	ERA	WHIP				
Kevin Millwood, R (1, 1) ERA: 3.34	6.1	L	28	7	4	2	2	2	0	0	0	0	1	67	98	2.84	1.421				
Arthur Rhodes, L (7, 1) ERA: 2.34	0.2		3	0	0	0	2	0	1	0	0	0	0	7	14	0.00	0.000				
Bob Howry, R (8, 1) ERA: 3.76	1.0		3	0	0	0	2	0	0	0	0	0	0	10	15	0.00	0.000				
Bob Wickman, R (9, 1) ERA: 2.65	1.0		3	0	0	0	1	0	0	0	0	0	0	14	20	0.00	0.000				

AB	33
R	4
H	7
RBI	4
BB	3
SO	5
LOB	15



Batter	1	2	3	4	5	6	7	8	9	AB	R	H	RBI	BB	SO	LOB	BOTTOM					
24 Grady Sizemore, L (1, 8) OBP: 0.329, SLG: 0.453	F7		G1-6-3			F8				4	0	0	0	0	1	2	Kansas City Royals @ Cleveland Indians Jacobs Field, Cleveland, OH Tue Jul 19 2005, 7:05 PM EDT Att: 20,862 - Clear - 83 F					
Ronnie Belliard, R (1, 4) OBP: 0.318, SLG: 0.407	G1-3 1B		F9			F9				4	0	1	0	0	0	1						
Coco Crisp, S (1, 7) OBP: 0.341, SLG: 0.445	G1-3 1B									4	0	1	0	0	1	0						
41 Victor Martinez, S (1, 2) OBP: 0.331, SLG: 0.384	G1-3									4	0	1	0	0	2	2						
Ben Broussard, L (1, 3) OBP: 0.302, SLG: 0.438	G6-3									4	0	0	0	0	0	3						
2 Jhonny Peralta, R (1, 6) OBP: 0.349, SLG: 0.524		F8								2	0	0	0	1	0	0						
Casey Blake, R (1, 9) OBP: 0.299, SLG: 0.380		P2								3	0	0	0	0	0	2						
Jason Dubois, R (1, 10) OBP: 0.284, SLG: 0.462			G6-3							3	0	0	0	0	2	0						
Aaron Boone, R (1, 5) OBP: 0.269, SLG: 0.363										3	0	2	0	0	1	0						
Inning Stats	R: 0 E: 0 K: 0 S: 13	H: 2 LOB: 2 BB: 0 P: 24	R: 0 E: 0 K: 0 S: 11	H: 0 LOB: 0 BB: 0 P: 15	R: 0 E: 0 K: 0 S: 4	H: 1 LOB: 0 BB: 0 P: 8	R: 0 E: 0 K: 1 S: 10	H: 0 LOB: 0 BB: 0 P: 12	R: 0 E: 0 K: 1 S: 8	H: 0 LOB: 0 BB: 0 P: 12	R: 0 E: 0 K: 1 S: 9	H: 0 LOB: 0 BB: 0 P: 11	R: 0 E: 0 K: 1 S: 11	H: 1 LOB: 2 BB: 1 P: 19	R: 0 E: 0 K: 2 S: 10	H: 1 LOB: 1 BB: 0 P: 14	R: 0 E: 0 K: 1 S: 10	H: 0 LOB: 0 BB: 0 P: 15	1B: 5 2B: 0 3B: 0 HR: 0	SF: 0 SAC: 0 DP: 1 HBP: 0	WP: 1 PB: 0 SB: 0 CS: 0	PA: 32
PITCHER	IP	WLS	BF	H	R	ER	SO	BB	IBB	HBP	BLK	WP	HR	S	P	ERA	WHIP					
23 Zack Greinke, R (1, 1) ERA: 5.66	7.0	W	25	4	0	0	4	1	0	0	1	0	0	66	101	0.00	0.714					
Ambiorix Burgos, R (8, 1) ERA: 4.78	1.0		4	1	0	0	2	0	0	0	0	1	0	10	14	0.00	1.000					
Mike MacDougal, R (9, 1) ERA: 3.5	1.0		3	0	0	0	1	0	0	0	0	0	0	10	15	0.00	0.000					

AB	31
R	0
H	5
RBI	0
BB	1
SO	7
LOB	10



Batter	1	2	3	4	5	6	7	8	9	AB	R	H	RBI	BB	SO	LOB	TOP								
51 Ichiro Suzuki, L (1, 9) OBP: 0.350, SLG: 0.427	F7			SH1-3 E BB	P6			HR		3	2	1	2	1	0	1	Seattle Mariners @ Cleveland Indians Jacobs Field, Cleveland, OH Fri Jul 22 2005, 7:05 PM EDT Att: 27,208 - Clear - 80 F								
Randy Winn, S (1, 7) OBP: 0.334, SLG: 0.378	L4			SH1-3	F8			G3		3	0	0	0	0	0										
Raul Ibanez, L (1, 10) OBP: 0.359, SLG: 0.465	F9			E6 2-H	F8			2B BB 1B		4	0	1	0	0	0										
Richie Sexson, R (1, 3) OBP: 0.360, SLG: 0.526		P4		L7				L5		3	0	0	0	1	0	2									
29 Adrián Beltré, R (1, 5) OBP: 0.301, SLG: 0.402		F9		F8						3	0	0	0	1	0	2									
7 Jeremy Reed, L (1, 8) OBP: 0.325, SLG: 0.358										4	1	1	0	0	1	2									
12 Michael Morse, R (1, 6) OBP: 0.395, SLG: 0.419										4	0	1	0	0	1	0									
Scott Spiezo, S (1, 4) OBP: 0.172, SLG: 0.231										4	0	0	0	0	1	1									
16 Willie Bloomquist, R (9, 4) OBP: 0.325, SLG: 0.364										0	0	0	0	0	0	0									
Pat Borders, R (1, 2) OBP: 0.248, SLG: 0.290										2	0	0	0	0	0	1									
Chris Snelling, L (8, PH) OBP: 0.400, SLG: 0.286										0	1	0	0	1	0	0									
Miguel Olivo, R (8, 2) OBP: 0.172, SLG: 0.264										1	0	0	0	0	0	0									
Inning Stats	R: 0 E: 0 K: 0 S: 6	H: 0 LOB: 0 BB: 0 P: 7	R: 0 E: 0 K: 0 S: 8	H: 0 LOB: 0 BB: 0 P: 10	R: 0 E: 0 K: 1 S: 6	H: 0 LOB: 0 BB: 0 P: 8	R: 1 E: 0 K: 0 S: 8	H: 0 LOB: 1 BB: 1 P: 20	R: 1 E: 1 K: 0 S: 10	H: 2 LOB: 1 BB: 0 P: 15	R: 0 E: 0 K: 0 S: 12	H: 0 LOB: 0 BB: 0 P: 19	R: 0 E: 0 K: 0 S: 5	H: 0 LOB: 0 BB: 0 P: 8	R: 2 E: 0 K: 1 S: 17	H: 2 LOB: 2 BB: 2 P: 26	R: 0 E: 0 K: 1 S: 7	H: 0 LOB: 0 BB: 0 P: 9	1B: 3 2B: 0 3B: 0 HR: 1	SF: 0 SAC: 1 DP: 0 HBP: 0	WP: 1 PB: 0 SB: 0 CS: 0	PA: 36			
PITCHER	IP WLS BF H R ER SO BB IBB HBP BLK WP HR S P ERA WHIP	IP WLS BF H R ER SO BB IBB HBP BLK WP HR S P ERA WHIP	IP WLS BF H R ER SO BB IBB HBP BLK WP HR S P ERA WHIP	IP WLS BF H R ER SO BB IBB HBP BLK WP HR S P ERA WHIP	IP WLS BF H R ER SO BB IBB HBP BLK WP HR S P ERA WHIP	IP WLS BF H R ER SO BB IBB HBP BLK WP HR S P ERA WHIP	IP WLS BF H R ER SO BB IBB HBP BLK WP HR S P ERA WHIP	IP WLS BF H R ER SO BB IBB HBP BLK WP HR S P ERA WHIP	IP WLS BF H R ER SO BB IBB HBP BLK WP HR S P ERA WHIP	IP WLS BF H R ER SO BB IBB HBP BLK WP HR S P ERA WHIP	IP WLS BF H R ER SO BB IBB HBP BLK WP HR S P ERA WHIP	IP WLS BF H R ER SO BB IBB HBP BLK WP HR S P ERA WHIP	IP WLS BF H R ER SO BB IBB HBP BLK WP HR S P ERA WHIP	IP WLS BF H R ER SO BB IBB HBP BLK WP HR S P ERA WHIP	IP WLS BF H R ER SO BB IBB HBP BLK WP HR S P ERA WHIP	IP WLS BF H R ER SO BB IBB HBP BLK WP HR S P ERA WHIP	IP WLS BF H R ER SO BB IBB HBP BLK WP HR S P ERA WHIP	IP WLS BF H R ER SO BB IBB HBP BLK WP HR S P ERA WHIP	IP WLS BF H R ER SO BB IBB HBP BLK WP HR S P ERA WHIP	IP WLS BF H R ER SO BB IBB HBP BLK WP HR S P ERA WHIP	IP WLS BF H R ER SO BB IBB HBP BLK WP HR S P ERA WHIP	IP WLS BF H R ER SO BB IBB HBP BLK WP HR S P ERA WHIP	IP WLS BF H R ER SO BB IBB HBP BLK WP HR S P ERA WHIP	IP WLS BF H R ER SO BB IBB HBP BLK WP HR S P ERA WHIP	IP WLS BF H R ER SO BB IBB HBP BLK WP HR S P ERA WHIP

AB	31
R	4
H	4
RBI	2
BB	4
SO	3
LOB	9



Batter	1	2	3	4	5	6	7	8	9	AB	R	H	RBI	BB	SO	LOB	BOTTOM								
24 Grady Sizemore, L (1, 8) OBP: 0.332, SLG: 0.449	G3-1	FC1-2 BB		F7						5	0	1	0	0	1	3	Seattle Mariners @ Cleveland Indians Jacobs Field, Cleveland, OH Fri Jul 22 2005, 7:05 PM EDT Att: 27,208 - Clear - 80 F								
Coco Crisp, S (1, 7) OBP: 0.342, SLG: 0.440	K			41 CS 1B				F9		4	0	1	1	1	1										
41 Victor Martinez, S (1, 2) OBP: 0.333, SLG: 0.390	FC5 1B BB			CS						3	0	0	0	2	2	3									
Brandon Phillips, R (9, PR)										0	0	0	0	0	0	0									
José Hernández, R (1, 3) OBP: 0.302, SLG: 0.405				G5-3						5	0	3	0	0	1	0									
Casey Blake, R (1, 9) OBP: 0.299, SLG: 0.394	1B									5	0	0	0	0	2	5									
2 Jhonny Peralta, R (1, 6) OBP: 0.356, SLG: 0.528										2	0	1	0	2	0	0									
Ben Broussard, L (1, 10) OBP: 0.304, SLG: 0.439										4	1	2	0	0	0	3									
Ronnie Belliard, R (1, 4) OBP: 0.318, SLG: 0.421										4	2	2	2	0	1	2									
Aaron Boone, R (1, 5) OBP: 0.273, SLG: 0.365										3	0	0	0	1	0	2									
Inning Stats	R: 0 E: 0 K: 1 S: 13	H: 1 LOB: 2 BB: 1 P: 27	R: 1 E: 0 K: 1 S: 12	H: 2 LOB: 3 BB: 2 P: 26	R: 0 E: 0 K: 0 S: 9	H: 0 LOB: 0 BB: 0 P: 10	R: 2 E: 0 K: 0 S: 10	H: 3 LOB: 0 BB: 0 P: 13	R: 0 E: 0 K: 1 S: 16	H: 1 LOB: 1 BB: 0 P: 25	R: 0 E: 0 K: 3 S: 13	H: 0 LOB: 0 BB: 0 P: 20	R: 0 E: 0 K: 0 S: 9	H: 1 LOB: 1 BB: 1 P: 14	R: 0 E: 0 K: 0 S: 13	H: 1 LOB: 1 BB: 1 P: 22	1B: 8 2B: 2 3B: 0 HR: 1	SF: 0 SAC: 0 DP: 1 HBP: 0	WP: 0 PB: 0 SB: 1 CS: 1	PA: 42					
PITCHER	IP WLS BF H R ER SO BB IBB HBP BLK WP HR S P ERA WHIP	IP WLS BF H R ER SO BB IBB HBP BLK WP HR S P ERA WHIP	IP WLS BF H R ER SO BB IBB HBP BLK WP HR S P ERA WHIP	IP WLS BF H R ER SO BB IBB HBP BLK WP HR S P ERA WHIP	IP WLS BF H R ER SO BB IBB HBP BLK WP HR S P ERA WHIP	IP WLS BF H R ER SO BB IBB HBP BLK WP HR S P ERA WHIP	IP WLS BF H R ER SO BB IBB HBP BLK WP HR S P ERA WHIP	IP WLS BF H R ER SO BB IBB HBP BLK WP HR S P ERA WHIP	IP WLS BF H R ER SO BB IBB HBP BLK WP HR S P ERA WHIP	IP WLS BF H R ER SO BB IBB HBP BLK WP HR S P ERA WHIP	IP WLS BF H R ER SO BB IBB HBP BLK WP HR S P ERA WHIP	IP WLS BF H R ER SO BB IBB HBP BLK WP HR S P ERA WHIP	IP WLS BF H R ER SO BB IBB HBP BLK WP HR S P ERA WHIP	IP WLS BF H R ER SO BB IBB HBP BLK WP HR S P ERA WHIP	IP WLS BF H R ER SO BB IBB HBP BLK WP HR S P ERA WHIP	IP WLS BF H R ER SO BB IBB HBP BLK WP HR S P ERA WHIP	IP WLS BF H R ER SO BB IBB HBP BLK WP HR S P ERA WHIP	IP WLS BF H R ER SO BB IBB HBP BLK WP HR S P ERA WHIP	IP WLS BF H R ER SO BB IBB HBP BLK WP HR S P ERA WHIP	IP WLS BF H R ER SO BB IBB HBP BLK WP HR S P ERA WHIP	IP WLS BF H R ER SO BB IBB HBP BLK WP HR S P ERA WHIP	IP WLS BF H R ER SO BB IBB HBP BLK WP HR S P ERA WHIP	IP WLS BF H R ER SO BB IBB HBP BLK WP HR S P ERA WHIP	IP WLS BF H R ER SO BB IBB HBP BLK WP HR S P ERA WHIP	IP WLS BF H R ER SO BB IBB HBP BLK WP HR S P ERA WHIP

AB	35
R	3
H	10
RBI	3
BB	6
SO	8
LOB	19



Batter	1	2	3	4	5	6	7	8	9	AB	R	H	RBI	BB	SO	LOB	TOP			
51 Ichiro Suzuki, L (1, 9) OBP: 0.352, SLG: 0.431	1-0 SH5-3 G3 2B		2-2 G4-3		3-0 FC4			3-2 2B 1B		4	2	2	0	0	0	1	Seattle Mariners @ Cleveland Indians Jacobs Field, Cleveland, OH Sat Jul 23 2005, 3:15 PM EDT Att: 28,498 - Sunny - 80 F livebaseballscores.com			
Randy Winn, S (1, 7) OBP: 0.337, SLG: 0.383	0-0 SH5-3 2-3		0-3 K					1-0 1B 2B		3	0	2	1	0	1	0				
Raul Ibanez, L (1, 10) OBP: 0.358, SLG: 0.463	1-1 G3			3-2 2B 1B				1-3 K		4	1	1	1	0	2	2				
Richie Sexson, R (1, 3) OBP: 0.361, SLG: 0.527	4-1 BB			1-2 2B 1B				1-0 G3		3	0	1	1	1	0	2				
29 Adrian Beltré, R (1, 5) OBP: 0.298, SLG: 0.397	0-1 G1-3			1-2 G4-3				0-1 G4-3		4	0	0	0	0	0	3				
16 Willie Bloomquist, R (1, 4) OBP: 0.323, SLG: 0.350		1-2 F7		0-1 F8-2				2-0 G6-3		4	0	1	0	0	0	1				
12 Michael Morse, R (1, 6) OBP: 0.404, SLG: 0.429	1-1 1B			1-2 1B				2-1 G4-3 1B		4	0	3	0	0	0	0				
7 Jeremy Reed, L (1, 8) OBP: 0.325, SLG: 0.353	0-0 L3			0-1 F8				1-2 G4-3		4	0	0	0	0	0	4				
Miguel Olivo, R (1, 2) OBP: 0.169, SLG: 0.259 Chris Snelling, L (9, PH) OBP: 0.364, SLG: 0.250			0-3 K		1-3 K			1-3 K	3-1 G4-3	3	0	0	0	0	3	1				
										1	0	0	0	0	0	2				
Inning Stats	R: 1 E: 0 K: 0 S: 7	H: 1 LOB: 1 BB: 1 P: 13	R: 0 E: 0 K: 0 S: 7	H: 1 LOB: 0 BB: 0 P: 9	R: 0 E: 0 K: 2 S: 12	H: 0 LOB: 0 BB: 0 P: 14	R: 1 E: 0 K: 0 S: 13	H: 2 LOB: 0 BB: 0 P: 18	R: 0 E: 0 K: 1 S: 9	H: 1 LOB: 1 BB: 0 P: 14	R: 0 E: 0 K: 0 S: 4	H: 0 LOB: 0 BB: 0 P: 9	R: 1 E: 0 K: 2 S: 12	H: 2 LOB: 1 BB: 0 P: 19	R: 0 E: 0 K: 0 S: 12	H: 2 LOB: 2 BB: 0 P: 19	1B: 7 2B: 5 3B: 0 HR: 0	SF: 0 SAC: 1 DP: 2 HBP: 0	WP: 0 PB: 0 SB: 0 CS: 0	PA: 36
PITCHER	IP WLS BF H R ER SO BB IBB HBP BLK WP HR S P ERA WHIP	7.1 W 29 8 3 3 5 1 0 0 0 0 0 0 69 103 3.68 1.227	0.1 H 1 0 0 0 1 0 0 0 0 0 0 0 3 4 0.00 0.000	0.1 H 1 0 0 0 0 0 0 0 0 0 0 0 1 2 0.00 0.000	1.0 S 5 2 0 0 0 0 0 0 0 0 0 0 12 19 0.00 2.000	PITCHER										IP WLS BF H R ER SO BB IBB HBP BLK WP HR S P ERA WHIP				

Batter	1	2	3	4	5	6	7	8	9	AB	R	H	RBI	BB	SO	LOB	BOTTOM			
24 Grady Sizemore, L (1, 8) OBP: 0.328, SLG: 0.444	3-2 F9		2-3 K		1-1 E6 1B			1-3 K		4	1	0	0	0	2	1	Seattle Mariners @ Cleveland Indians Jacobs Field, Cleveland, OH Sat Jul 23 2005, 3:15 PM EDT Att: 28,498 - Sunny - 80 F livebaseballscores.com			
Coco Crisp, S (1, 7) OBP: 0.343, SLG: 0.443	3-2 2B		0-0 F7		0-1 2B 1B		2-2 L6		4	1	2	0	0	0	0	0				
2 Jhonny Peralta, R (1, 6) OBP: 0.358, SLG: 0.539	1-3 K			3-1 HR	0-0 1B		3-3 K		4	1	2	2	0	2	1	1				
41 Victor Martinez, S (1, 2) OBP: 0.335, SLG: 0.390	1-2 L8			1-0 P4	0-2 1B		1-2 2H 1B	4-1 G6-4-3 BB	3	0	1	1	1	0	1	1				
Ben Broussard, L (1, 3) OBP: 0.303, SLG: 0.435		1-1 G6-3		4-2 BB	2-1 P5			2-1 G6-4-3	2	0	0	0	1	0	3	3				
Ronnie Belliard, R (1, 4) OBP: 0.321, SLG: 0.422		1-0 FC1-6 1B		1-2 F9				0-3 K	4	0	2	0	0	1	1	1				
Casey Blake, R (1, 9) OBP: 0.296, SLG: 0.390		1-1 FC1-6 1B		1-0 P4				3-3 K	3	0	0	0	0	1	3	3				
Aaron Boone, R (1, 5) OBP: 0.274, SLG: 0.365		0-0 FC4-6			1-1 24 E6 1B			0-1 F8	3	0	1	0	0	0	1	1				
Jason Dubois, R (1, 10) OBP: 0.277, SLG: 0.462			2-3 K		3-2 F9			0-0 HR	3	1	1	1	0	1	1	1				
Inning Stats	R: 0 E: 0 K: 1 S: 15	H: 1 LOB: 1 BB: 0 P: 23	R: 0 E: 0 K: 0 S: 6	H: 1 LOB: 0 BB: 0 P: 9	R: 0 E: 0 K: 2 S: 9	H: 0 LOB: 0 BB: 0 P: 13	R: 1 E: 0 K: 0 S: 9	H: 1 LOB: 1 BB: 1 P: 19	R: 2 E: 1 K: 0 S: 15	H: 4 LOB: 2 BB: 0 P: 22	R: 0 E: 0 K: 1 S: 7	H: 1 LOB: 0 BB: 0 P: 11	R: 1 E: 0 K: 2 S: 13	H: 1 LOB: 0 BB: 0 P: 19	R: 0 E: 0 K: 1 S: 8	H: 0 LOB: 0 BB: 1 P: 14		1B: 6 2B: 2 3B: 0 HR: 2	SF: 0 SAC: 0 DP: 2 HBP: 0	WP: 0 PB: 0 SB: 0 CS: 1
PITCHER	IP WLS BF H R ER SO BB IBB HBP BLK WP HR S P ERA WHIP	7.0 L 30 9 4 2 6 1 0 0 0 0 0 0 74 116 2.57 1.429	0.2 2 0 0 0 0 1 0 0 0 0 0 0 0 3 9 0.00 1.500	0.1 1 0 0 0 1 0 0 0 0 0 0 0 0 5 5 0.00 0.000	PITCHER										IP WLS BF H R ER SO BB IBB HBP BLK WP HR S P ERA WHIP					



Batter	1	2	3	4	5	6	7	8	9	AB	R	H	RBI	BB	SO	LOB	TOP								
51 Ichiro Suzuki, L (1, 9) OBP: 0.391, SLG: 0.428	P6		G6-3					K		3	0	0	0	1	1		Seattle Mariners @ Cleveland Indians Jacobs Field, Cleveland, OH Sun Jul 24 2005, 1:05 PM EDT Att: 22,863 - Cloudy - 80 F								
Randy Winn, S (1, 7) OBP: 0.336, SLG: 0.384	L8			G4-3 29 E	2B	F9		FC6-4		4	1	1	0	0	3										
Raul Ibanez, L (1, 10) OBP: 0.354, SLG: 0.458	K			G4-3			F7	FC6-4		4	0	0	0	0	1	2									
Richie Sexson, R (1, 3) OBP: 0.360, SLG: 0.533		HR		P2			F7		G3	4	1	1	1	0	0	1									
29 Adrian Beltré, R (1, 5) OBP: 0.298, SLG: 0.404		G3-1		E8			G6-3		HR	4	1	1	1	0	0	0									
7 Jeremy Reed, L (1, 8) OBP: 0.322, SLG: 0.349				F7			G4-3		G1	4	0	0	0	0	1	1									
12 Michael Morse, R (1, 6) OBP: 0.400, SLG: 0.419				G6-3			K		G2-3	3	0	0	0	1	1	0									
16 Willie Bloomquist, R (1, 4) OBP: 0.315, SLG: 0.350				G4-3			K			3	0	0	0	0	1	1									
Pat Borders, R (1, 2) OBP: 0.243, SLG: 0.284				G6-3			P5		FC6-4 1B	2	0	0	0	0	0	1									
Chris Snelling, L (8, PH) OBP: 0.417, SLG: 0.333										1	0	1	0	0	0	0									
Miguel Olivo, R (8, 2) OBP: 0.169, SLG: 0.259										0	0	0	0	0	0	0									
Inning Stats	R: 0 E: 0 K: 1 S: 7	H: 0 LOB: 0 BB: 0 P: 11	R: 1 E: 0 K: 1 S: 10	H: 1 LOB: 0 BB: 0 P: 14	R: 0 E: 0 K: 0 S: 9	H: 0 LOB: 0 BB: 0 P: 11	R: 1 E: 1 K: 0 S: 7	H: 1 LOB: 1 BB: 0 P: 10	R: 0 E: 0 K: 1 S: 10	H: 0 LOB: 2 BB: 2 P: 18	R: 0 E: 0 K: 0 S: 4	H: 0 LOB: 0 BB: 0 P: 6	R: 0 E: 0 K: 1 S: 7	H: 0 LOB: 0 BB: 0 P: 13	R: 0 E: 0 K: 1 S: 8	H: 1 LOB: 1 BB: 0 P: 11	R: 1 E: 0 K: 0 S: 11	H: 1 LOB: 0 BB: 0 P: 15	1B: 1 2B: 1 3B: 0 HR: 2	SF: 0 SAC: 0 DP: 0 HBP: 0	WP: 0 PB: 0 SB: 0 CS: 0	PA: 34			
PITCHER	IP	WLS	BF	H	R	ER	SO	BB	IBB	HBP	BLK	WP	HR	S	P	ERA	WHIP								
Kevin Millwood, R (1, 1) ERA: 3.19	7.2	W	29	3	2	1	5	2	0	0	0	0	1	61	94	1.17	0.652								
Arthur Rhodes, L (8, 1) ERA: 2.17	0.1		1	0	0	0	0	0	0	0	0	0	0	1	1	0.00	0.000								
Bob Wickman, R (9, 1) ERA: 2.75	1.0		4	1	1	1	0	0	0	0	0	0	1	11	15	9.00	1.000								

AB	32
R	3
H	4
RBI	2
BB	2
SO	5
LOB	10



Batter	1	2	3	4	5	6	7	8	9	AB	R	H	RBI	BB	SO	LOB	BOTTOM								
24 Grady Sizemore, L (1, 8) OBP: 0.328, SLG: 0.445	SH5-3 2 1B	G3-1			G6-3		K			4	1	1	0	0	1	3	Seattle Mariners @ Cleveland Indians Jacobs Field, Cleveland, OH Sun Jul 24 2005, 1:05 PM EDT Att: 22,863 - Cloudy - 80 F								
Coco Crisp, S (1, 7) OBP: 0.343, SLG: 0.442	SH5-3				G2-3		F8			3	0	1	0	0	0	1									
2 Johnny Perella, R (1, 6) OBP: 0.360, SLG: 0.538	SH5-3 2B				FC5-4 1B		K		FC5-4 1B	4	1	2	1	0	1	1									
41 Victor Martinez, S (1, 2) OBP: 0.340, SLG: 0.407	SH5-3 1B				P5				SF9 1B	4	2	3	3	0	0	1									
Ben Broussard, L (1, 3) OBP: 0.306, SLG: 0.439	SH5-3 2B				L4-6 1B				SF9 2B	4	1	2	0	0	0	2									
Ronnie Belliard, R (1, 4) OBP: 0.320, SLG: 0.421	SH5-3 2B				G4-3				SF9 1B	3	0	1	1	0	0	2									
Casey Blake, R (1, 9) OBP: 0.296, SLG: 0.393	SH5-3 2B				P3				SF9 1B	3	0	1	1	0	0	1									
José Hernández, R (1, 5) OBP: 0.294, SLG: 0.395	SH5-3 2B				G6-3				F8	4	0	0	0	0	2	2									
Jason Dubois, R (1, 10) OBP: 0.282, SLG: 0.459	SH5-3 2B				K				K	3	1	1	0	1	2	1									
Inning Stats	R: 1 E: 0 K: 0 S: 14	H: 3 LOB: 1 BB: 0 P: 21	R: 0 E: 0 K: 0 S: 13	H: 1 LOB: 2 BB: 1 P: 22	R: 0 E: 0 K: 0 S: 11	H: 2 LOB: 2 BB: 0 P: 16	R: 0 E: 0 K: 2 S: 7	H: 0 LOB: 0 BB: 0 P: 12	R: 0 E: 0 K: 1 S: 9	H: 0 LOB: 0 BB: 0 P: 13	R: 2 E: 0 K: 0 S: 12	H: 2 LOB: 0 BB: 0 P: 16	R: 3 E: 0 K: 1 S: 13	H: 3 LOB: 0 BB: 0 P: 19	R: 0 E: 0 K: 2 S: 10	H: 1 LOB: 1 BB: 0 P: 13		1B: 7 2B: 5 3B: 0 HR: 1	SF: 2 SAC: 1 DP: 1 HBP: 0	WP: 0 PB: 0 SB: 0 CS: 0	PA: 36				
PITCHER	IP	WLS	BF	H	R	ER	SO	BB	IBB	HBP	BLK	WP	HR	S	P	ERA	WHIP								
Aaron Sele, R (1, 1) ERA: 5.14	5.1	L	24	8	3	3	3	1	0	0	0	0	0	62	95	5.06	1.688								
40 Julio Mateo, R (6, 1) ERA: 3.0	0.2		3	1	1	1	0	0	0	0	0	0	0	5	6	13.50	1.500								
Matt Thornton, L (7, 1) ERA: 5.24	0.2		2	0	0	0	1	0	0	0	0	0	0	7	9	0.00	0.000								
20 J.J. Putz, R (7, 1) ERA: 3.1	0.1		3	2	2	2	0	0	0	0	0	0	1	5	9	54.00	6.000								
Shigetoshi Hasegawa, R (8, 1) ERA: 4.54	1.0		4	1	0	0	2	0	0	0	0	0	0	10	13	0.00	1.000								

AB	32
R	6
H	12
RBI	6
BB	1
SO	6
LOB	14



Batter	1	2	3	4	5	6	7	8	9	AB	R	H	RBI	BB	SO	LOB	TOP										
24 Grady Sizemore, L (1, 8) OBP: 0.329, SLG: 0.450	4-2 41 S BB		0-1 G3		0-1 G3-1			1-1 HR	0-0 1B	4	1	2	1	1	0	0	Cleveland Indians @ Oakland Athletics McAfee Coliseum, Oakland, CA Tue Jul 26 2005, 10:05 PM EDT Att: 18,606 - Clear - 63 F livebaseballscorecards.com										
Coco Crisp, S (1, 7) OBP: 0.343, SLG: 0.439	1-0 SAFE P6		1-0 2 WP 2B		1-0 G4-3			4-2 41 FC6-4 BB	0-0 F8	4	0	1	0	1	0	3											
2 Johnny Perella, R (1, 6) OBP: 0.355, SLG: 0.539	1-0 SAFE F8		2-3 K			0-3 K		1-0 SAFE K	0-3 K	4	0	0	0	0	3	3											
41 Victor Martinez, S (1, 2) OBP: 0.338, SLG: 0.409	1-1 G4-3		3-2 F7			1-2 2B		1-0 SAFE FC6-4 1B	0-0 FC6-4 1B	4	0	1	0	0	0	3											
Ben Broussard, L (1, 3) OBP: 0.308, SLG: 0.438		4-2 BB 2B BB				2-3 K		2-0 1B	1-2 1B	3	1	1	0	1	2	1											
Ronnie Belliard, R (1, 4) OBP: 0.324, SLG: 0.424	2-2 F7			4-0 BB		0-1 G4-3		1-1 F7		3	0	0	0	1	0	4											
Aaron Boone, R (1, 5) OBP: 0.279, SLG: 0.362	4-2 1-2 2B BB			0-0 F9			1-3 K		0-0 P4-3 1B	3	0	1	0	1	1	1											
Jeff Liefer, L (1, 10) OBP: 0.250, SLG: 0.500	2-1 1-1 2H 2B		1-2 G4-3			1-0 F8		2-2 SAFE P4-3	2-2 1-1 P4-3	4	0	1	1	0	0	2											
Casey Blake, R (1, 9) OBP: 0.296, SLG: 0.388	3-3 K				1-0 F9		0-3 K		1-0 24 1B 1B	4	0	1	0	0	2	1											
Inning Stats	R: 0 E: 0 K: 0 S: 10	H: 0 LOB: 1 BB: 1 P: 16	R: 1 E: 0 K: 1 S: 13	H: 1 LOB: 1 BB: 2 P: 28	R: 0 E: 0 K: 1 S: 12	H: 1 LOB: 1 BB: 0 P: 18	R: 0 E: 0 K: 1 S: 7	H: 0 LOB: 0 BB: 1 P: 12	R: 0 E: 0 K: 2 S: 11	H: 1 LOB: 1 BB: 0 P: 14	R: 0 E: 0 K: 2 S: 7	H: 0 LOB: 0 BB: 0 P: 9	R: 1 E: 0 K: 1 S: 11	H: 2 LOB: 2 BB: 1 P: 19	R: 0 E: 0 K: 0 S: 9	H: 3 LOB: 3 BB: 0 P: 12	1B: 4 2B: 4 3B: 0 HR: 1	SF: 0 SAC: 0 DP: 1 HBP: 0	WP: 1 PB: 0 SB: 1 CS: 0	PA: 38							
PITCHER	IP	WLS	BF	H	R	ER	SO	BB	IBB	HBP	BLK	WP	HR	S	P	ERA	WHIP										
Joe Blanton, R (1, 1) ERA: 4.47	7.0	L	27	3	1	1	7	4	0	0	0	1	0	64	103	1.29	1.000										
Jay Witasick, R (8, 1) ERA: 2.69	1.0		6	2	1	1	1	1	0	0	0	0	1	11	19	9.00	3.000										
50 Kiko Calero, R (9, 1) ERA: 4.34	0.2		3	2	0	0	0	0	0	0	0	0	0	7	10	0.00	3.000										
Ricardo Rincon, L (9, 1) ERA: 4.62	0.1		2	1	0	0	0	0	0	0	0	0	0	2	2	0.00	3.000										

Batter	1	2	3	4	5	6	7	8	9	AB	R	H	RBI	BB	SO	LOB	BOTTOM										
Jason Kendall, R (1, 2) OBP: 0.353, SLG: 0.324	1-1 G6-3		2-2 L6			3-2 G1-3			1-2 1B	4	0	1	0	0	0	0	Cleveland Indians @ Oakland Athletics McAfee Coliseum, Oakland, CA Tue Jul 26 2005, 10:05 PM EDT Att: 18,606 - Clear - 63 F livebaseballscorecards.com										
14 Mark Ellis, R (1, 4) OBP: 0.351, SLG: 0.395	2-2 G6-3			2-2 E5 7 FC5-4		2-2 G5-3			2-3 K	4	0	0	0	0	1	2											
7 Bobby Crosby, R (1, 6) OBP: 0.373, SLG: 0.495	3-2 G1-3			1-1 FC5-4 3 BB		3-2 G4-3			2-1 F8	4	0	0	0	0	0	3											
3 Eric Chavez, L (1, 5) OBP: 0.336, SLG: 0.462		1-2 G3 2B		4-1 G6-4-3 BB		2-2 F9			0-0 P6	3	0	1	0	1	0	2											
Scott Hatteberg, L (1, 10) OBP: 0.361, SLG: 0.369	1-1 G3			2-1 G6-4-3		1-0 L9				3	0	0	0	0	0	3											
23 Bobby Kielty, S (1, 7) OBP: 0.378, SLG: 0.413			2-3 K			0-0 29 G4-6-3 1B			3-3 K	3	0	1	0	0	2	1											
29 Dan Johnson, L (1, 3) OBP: 0.378, SLG: 0.481			2-2 G6-3			0-1 G4-6-3			3-2 F7	3	0	0	0	0	0	2											
Jay Payton, R (1, 8) OBP: 0.304, SLG: 0.442					2-2 G4-3				0-0 F7	3	0	0	0	0	0	0											
Nick Swisher, S (1, 9) OBP: 0.314, SLG: 0.459			2-1 G4-3			2-3 K			2-1 1B 1B	3	0	1	0	0	1	0											
Inning Stats	R: 0 E: 0 K: 0 S: 8	H: 0 LOB: 0 BB: 0 P: 14	R: 0 E: 0 K: 1 S: 15	H: 1 LOB: 0 BB: 0 P: 21	R: 0 E: 0 K: 0 S: 8	H: 0 LOB: 0 BB: 0 P: 14	R: 0 E: 1 K: 0 S: 9	H: 0 LOB: 1 BB: 1 P: 18	R: 0 E: 0 K: 0 S: 5	H: 1 LOB: 0 BB: 0 P: 5	R: 0 E: 0 K: 1 S: 9	H: 0 LOB: 0 BB: 0 P: 16	R: 0 E: 0 K: 0 S: 7	H: 0 LOB: 0 BB: 0 P: 13	R: 0 E: 0 K: 1 S: 11	H: 0 LOB: 0 BB: 0 P: 17	R: 0 E: 0 K: 1 S: 12	H: 2 LOB: 2 BB: 0 P: 19	1B: 3 2B: 1 3B: 0 HR: 0	SF: 0 SAC: 0 DP: 2 HBP: 0	WP: 0 PB: 0 SB: 0 CS: 0	PA: 31					
PITCHER	IP	WLS	BF	H	R	ER	SO	BB	IBB	HBP	BLK	WP	HR	S	P	ERA	WHIP										
37 Jake Westbrook, R (1, 1) ERA: 4.28	7.0	W	23	2	0	0	2	1	0	0	0	0	0	61	101	0.00	0.429										
Bob Howry, R (8, 1) ERA: 3.53	1.0	H	3	0	0	0	1	0	0	0	0	0	0	11	17	0.00	0.000										
Bob Wickman, R (9, 1) ERA: 2.68	1.0	S	5	2	0	0	1	0	0	0	0	0	0	12	19	0.00	2.000										



Batter	1	2	3	4	5	6	7	8	9	10	AB	R	H	RBI	BB	SO	LOB	TOP				
24 Grady Sizemore, L OBP: 0.333, SLG: 0.452											5	1	3	1	0	2	0					
Coco Crisp, S OBP: 0.344, SLG: 0.439											5	0	2	0	0	2	4					
2 Jhonny Peralta, R OBP: 0.349, SLG: 0.529											5	0	0	0	0	2	5					
41 Victor Martinez, S OBP: 0.339, SLG: 0.409											5	0	2	1	0	2	0					
Jeff Liefer, L OBP: 0.222, SLG: 0.333											5	0	1	0	0	1	4					
Ronnie Belliard, R OBP: 0.325, SLG: 0.422											4	1	1	0	1	0	3					
Aaron Boone, R OBP: 0.287, SLG: 0.377											4	2	3	2	1	1	0					
Ben Broussard, L OBP: 0.307, SLG: 0.434											5	0	1	0	0	1	4					
Casey Blake, R OBP: 0.294, SLG: 0.385											5	0	1	0	0	2	2					
Inning Stats	R: 0 E: 0 K: 2 S: 13	H: 2 LOB: 2 BB: 0 P: 21	R: 2 E: 0 K: 2 S: 17	H: 4 LOB: 1 BB: 0 P: 25	R: 0 E: 0 K: 1 S: 7	H: 1 LOB: 1 BB: 0 P: 8	R: 0 E: 0 K: 2 S: 8	H: 0 LOB: 0 BB: 0 P: 10	R: 1 E: 0 K: 1 S: 13	H: 3 LOB: 2 BB: 0 P: 20	R: 1 E: 0 K: 0 S: 11	H: 3 LOB: 2 BB: 0 P: 14	R: 0 E: 0 K: 2 S: 12	H: 0 LOB: 0 BB: 0 P: 17	R: 0 E: 0 K: 1 S: 10	H: 0 LOB: 0 BB: 1 P: 14	R: 0 E: 0 K: 1 S: 10	H: 0 LOB: 1 BB: 1 P: 19	1B: 13 2B: 0 3B: 0 HR: 1	SF: 0 SAC: 0 DP: 0 HBP: 0	WP: 0 PB: 0 SB: 0 CS: 2	PA: 45
PITCHER	IP	WLS	BF	H	R	ER	SO	BB	IBB	HBP	BLK	WP	HR	S	P	ERA	WHIP					
Dan Haren, R ERA: 4.36	(1.1)	5.1	27	12	4	4	7	0	0	0	0	0	0	64	91	6.75	2.250					
Joe Kennedy, L ERA: 6.57	(6.1)	2.2	11	2	0	0	4	1	0	0	0	0	0	25	37	0.00	1.125					
20 Huston Street, R ERA: 1.41	(9.1)	2.0	7	0	0	0	2	1	0	0	0	0	0	20	33	0.00	0.500					

Cleveland Indians @ Oakland Athletics
Mcafee Coliseum, Oakland, CA
Wed Jul 27 2005, 3:35 PM EDT
Att. 40,331 - Sunny - 68 F


AB 43
R 4
H 14
RBI 4
BB 2
SO 13
LOB 22



Batter	1	2	3	4	5	6	7	8	9	10	AB	R	H	RBI	BB	SO	LOB	BOTTOM						
Jason Kendall, R OBP: 0.356, SLG: 0.329											4	1	2	1	1	0	0							
Nick Swisher, S OBP: 0.318, SLG: 0.467											4	0	2	1	1	0	1							
7 Bobby Crosby, R OBP: 0.369, SLG: 0.485											4	0	0	0	1	0	6							
3 Eric Chavez, L OBP: 0.333, SLG: 0.456											5	0	0	0	0	2	6							
Scott Hatteberg, L OBP: 0.356, SLG: 0.363											5	0	0	0	0	0	2							
23 Bobby Kielty, S OBP: 0.379, SLG: 0.423											5	2	2	1	0	0	0							
29 Dan Johnson, L ERA: 4.54	(1.3)	1.0	3	0	0	2	0	1	0	0	0	0	0	4	10	0.00	1.000							
14 Mark Ellis, R OBP: 0.354, SLG: 0.398	(9, PR)	(10, 3)									4	0	4	0	0	0	0							
Jay Payton, R OBP: 0.307, SLG: 0.446	(1.8)										5	1	2	1	0	1	3							
Marco Scutaro, R OBP: 0.330, SLG: 0.380	(1.4)										5	0	1	1	0	0	3							
Inning Stats	R: 1 E: 0 K: 0 S: 10	H: 2 LOB: 1 BB: 0 P: 14	R: 0 E: 0 K: 0 S: 10	H: 1 LOB: 1 BB: 0 P: 14	R: 0 E: 0 K: 1 S: 13	H: 1 LOB: 1 BB: 0 P: 17	R: 0 E: 0 K: 0 S: 9	H: 1 LOB: 1 BB: 0 P: 13	R: 0 E: 0 K: 0 S: 7	H: 0 LOB: 1 BB: 0 P: 17	R: 1 E: 0 K: 1 S: 12	H: 2 LOB: 1 BB: 0 P: 15	R: 0 E: 0 K: 0 S: 6	H: 0 LOB: 0 BB: 0 P: 11	R: 0 E: 0 K: 0 S: 4	H: 0 LOB: 0 BB: 1 P: 10	R: 2 E: 0 K: 1 S: 13	H: 4 LOB: 3 BB: 0 P: 26	R: 1 E: 0 K: 0 S: 12	H: 3 LOB: 2 BB: 0 P: 17	1B: 9 2B: 4 3B: 0 HR: 1	SF: 0 SAC: 0 DP: 1 HBP: 0	WP: 0 PB: 0 SB: 0 CS: 0	PA: 45
PITCHER	IP	WLS	BF	H	R	ER	SO	BB	IBB	HBP	BLK	WP	HR	S	P	ERA	WHIP							
Scott Elarton, R ERA: 4.54	(1.1)	7.0	29	7	2	2	2	1	0	0	0	0	0	67	101	2.57	1.143							
Arthur Rhodes, L ERA: 2.71	(8.1)	1.0	3	0	0	0	0	1	0	0	0	0	0	4	10	0.00	1.000							
Bob Wickman, R ERA: 3.08	(9.1)	1.0	8	4	2	2	1	0	1	0	0	0	0	13	26	18.00	4.000							
David Riske, R ERA: 2.58	(10.1)	0.2	5	3	1	1	0	0	0	0	0	0	0	12	17	13.50	4.500							

Cleveland Indians @ Oakland Athletics
Mcafee Coliseum, Oakland, CA
Wed Jul 27 2005, 3:35 PM EDT
Att. 40,331 - Sunny - 68 F

AB 42
R 5
H 14
RBI 5
BB 3
SO 3
LOB 21



Batter	1	2	3	4	5	6	7	8	9	AB	R	H	RBI	BB	SO	LOB	TOP			
24 Grady Sizemore, L OBP: 0.329, SLG: 0.447	L9	G4-3		K			SH1-4	FC6-4		4	0	0	0	0	1	4				
Ronnie Belliard, R OBP: 0.326, SLG: 0.425	F8		41 HR		P4				F8	5	1	2	2	0	0	0				
2 Jhonny Peralta, R OBP: 0.353, SLG: 0.529	PB 41 1B		41 HR		G4-3		P6		41 1B	4	1	2	0	1	0	1				
41 Victor Martinez, S OBP: 0.342, SLG: 0.421	1B		HR		F8		K		1B	5	1	3	3	0	1	1				
Jeff Liefer, L OBP: 0.231, SLG: 0.385 Brandon Phillips, R OBP: 0.284, SLG: 0.372	K		G3-1			K		SH1-4 1B	K	4	0	1	0	0	2	2				
Aaron Boone, R OBP: 0.284, SLG: 0.372		F7	G5-3		G4-3			SH1-4	K	4	0	0	0	0	1	2				
Casey Blake, R OBP: 0.294, SLG: 0.382		BB BB	P4		F9			K		3	0	0	0	1	1	2				
Ben Broussard, L OBP: 0.307, SLG: 0.433 José Hernández, R OBP: 0.298, SLG: 0.391		K			K		24 SH1-4 1B	BB	K	3	1	1	0	0	2	1				
Jason Dubois, R OBP: 0.292, SLG: 0.451		BB			K		24 SH1-4 1B	BB		2	1	1	0	2	1	0				
Inning Stats	R: 0 E: 0 K: 1 S: 13	H: 2 LOB: 2 BB: 0 P: 21	R: 0 E: 0 K: 1 S: 12	H: 0 LOB: 2 BB: 2 P: 22	R: 3 E: 0 K: 0 S: 12	H: 2 LOB: 0 BB: 1 P: 23	R: 0 E: 0 K: 3 S: 10	H: 0 LOB: 0 BB: 0 P: 13	R: 0 E: 0 K: 1 S: 9	H: 0 LOB: 0 BB: 0 P: 16	R: 2 E: 0 K: 1 S: 13	H: 3 LOB: 1 BB: 0 P: 21	R: 1 E: 0 K: 1 S: 11	H: 2 LOB: 2 BB: 1 P: 20	R: 0 E: 0 K: 2 S: 16	H: 2 LOB: 2 BB: 0 P: 21	1B: 8 2B: 2 3B: 0 HR: 1	SF: 0 SAC: 2 DP: 0 HBP: 0	WP: 0 PB: 1 SB: 0 CS: 0	PA: 42
PITCHER	IP	WLS	BF	H	R	ER	SO	BB	IBB	HBP	BLK	WP	HR	S	P	ERA	WHIP			
Gil Meche, R ERA: 4.7	3.0		16	4	3	3	2	3	0	0	0	0	1	37	66	9.00	2.333			
Matt Thornton, L ERA: 5.5	3.1		12	2	2	2	4	0	0	0	0	0	0	27	44	5.40	0.600			
20 J.J. Putz, R ERA: 3.19	0.2	L	4	2	1	1	1	0	0	0	0	0	0	12	19	13.50	3.000			
Jeff Nelson, R ERA: 3.0	0.2		2	0	0	0	1	0	0	0	0	0	0	4	4	0.00	0.000			
Ron Villone, L ERA: 2.5	0.1		3	1	0	0	0	1	0	0	0	0	0	4	10	0.00	6.000			

Cleveland Indians @ Seattle Mariners
Safeco Field, Seattle, WA
Thu Jul 28 2005, 7:05 PM PDT
Att: 28,500 - Clear - 80 F

AB 36
R 6
H 11
RBI 6
BB 4
SO 10
LOB 15



Batter	1	2	3	4	5	6	7	8	9	AB	R	H	RBI	BB	SO	LOB	BOTTOM					
51 Ichiro Suzuki, L OBP: 0.395, SLG: 0.437	K		BB		G6-3		HR		G4-6-3	5	2	3	0	0	1	1						
Randy Winn, S OBP: 0.336, SLG: 0.378	P4		F8		G6-3		F8			4	0	0	1	0	0	3						
Raul Ibanez, L OBP: 0.360, SLG: 0.464	1B		K		K		HR			4	1	2	3	0	2	1						
Richie Sexson, R OBP: 0.369, SLG: 0.559	29 FC5-4		29 CS		F8		G4-3			3	0	1	0	1	0	0						
29 Adrian Beltré, R OBP: 0.298, SLG: 0.406	FC5-4		CS		F8		G6-3		L3	4	0	0	0	0	0	2						
16 Willie Bloomquist, R OBP: 0.328, SLG: 0.353		F8			1B		F8		K	4	0	1	0	0	1	0						
12 Michael Morse, R OBP: 0.396, SLG: 0.410		K			F9		F8		G3-1	4	0	0	0	0	1	1						
7 Yuniesky Betancourt, R OBP: 0.250, SLG: 0.750					F8		K		G4-3	4	0	1	0	0	1	1						
Miguel Olivo, R OBP: 0.175, SLG: 0.282 7 Jeremy Reed, L OBP: 0.318, SLG: 0.345		P4			HR		51 1B		E6	3	2	2	1	0	0	1						
Inning Stats	R: 0 E: 0 K: 1 S: 10	H: 1 LOB: 1 BB: 0 P: 15	R: 0 E: 0 K: 1 S: 9	H: 1 LOB: 0 BB: 0 P: 12	R: 0 E: 0 K: 1 S: 12	H: 1 LOB: 1 BB: 1 P: 22	R: 0 E: 0 K: 0 S: 8	H: 1 LOB: 0 BB: 0 P: 13	R: 2 E: 0 K: 1 S: 10	H: 2 LOB: 0 BB: 0 P: 16	R: 0 E: 0 K: 0 S: 8	H: 0 LOB: 0 BB: 0 P: 11	R: 3 E: 0 K: 1 S: 13	H: 3 LOB: 0 BB: 0 P: 22	R: 0 E: 0 K: 1 S: 7	H: 0 LOB: 0 BB: 0 P: 9	R: 0 E: 1 K: 0 S: 5	H: 0 LOB: 0 BB: 0 P: 9	1B: 6 2B: 0 3B: 2 HR: 2	SF: 0 SAC: 0 DP: 1 HBP: 0	WP: 0 PB: 0 SB: 0 CS: 1	PA: 38
PITCHER	IP	WLS	BF	H	R	ER	SO	BB	IBB	HBP	BLK	WP	HR	S	P	ERA	WHIP					
31 Cliff Lee, L ERA: 3.95	6.2		29	9	4	4	5	1	0	0	0	0	1	4	6	5.40	1.500					
Scott Sauerbeck, L ERA: 3.42	0.0	B	1	1	1	1	0	0	0	0	0	0	0	4	6	∞	∞					
Bob Howry, R ERA: 3.51	1.1	W	4	0	0	0	1	0	0	0	0	0	0	8	11	0.00	0.000					
Bob Wickman, R ERA: 3.0	1.0	S	3	0	0	0	0	0	0	0	0	0	0	5	9	0.00	0.000					

Cleveland Indians @ Seattle Mariners
Safeco Field, Seattle, WA
Thu Jul 28 2005, 7:05 PM PDT
Att: 28,500 - Clear - 80 F

AB 36
R 5
H 10
RBI 5
BB 1
SO 6
LOB 10




Batter	1	2	3	4	5	6	7	8	9	AB R H RBI BB SO LOB	TOP									
24 Grady Sizemore, L OBP: 0.336, SLG: 0.463	3-2 HR	4-2 FC6 BB		1-1 1B 3B	2-2 1B		1-0 HBP		2-3 K	4 2 3 2 1 1 0	Cleveland Indians @ Seattle Mariners Safeco Field, Seattle, WA Fri Jul 29 2005, 7:05 PM PDT Att: 32,966 - Clear - 79 F									
Ronnie Belliard, R OBP: 0.327, SLG: 0.424	1-2 41 2B 1B	1-2 FC6		0-1 41 HR 1B	3-2 F8		0-0 P4			5 2 2 1 0 0 4										
2 Johnny Perella, R OBP: 0.354, SLG: 0.527	0-3 K	0-1 G4-3		0-1 41 HR 1B	1-2 1B		0-3 K			5 1 2 0 0 2 5										
41 Victor Martinez, S OBP: 0.346, SLG: 0.436	1-0 G4-3 1H 2B		1-1 BB SF8 1B	1-2 HR	1-1 G3-1		1-2 K			5 2 3 4 0 1 2										
Jeff Liefer, L OBP: 0.278, SLG: 0.389	0-0 G4-3		0-0 SF8 BB SF9 1B	2-1 F8		1-0 G6-4-3 1B	1-0 L9			5 1 2 0 0 0 1										
Aaron Boone, R OBP: 0.285, SLG: 0.370	3-1 L9		4-2 BB	2-3 K		1-1 G6-4-3 1B	0-1 1B			4 0 1 0 1 1 2										
Ben Broussard, L OBP: 0.302, SLG: 0.428		2-1 L6	0-2 SF8	1-2 P4		1-1 G3-1	3-2 F7			4 0 0 1 0 0 1										
Casey Blake, R OBP: 0.292, SLG: 0.380		1-1 G4-3	1-1 SF9		0-1 24 1B 1B		1-2 P5	1-2 P2		4 1 1 1 0 0 0										
Jason Dubois, R OBP: 0.301, SLG: 0.473		0-0 FC6 24 BB 1B	0-0 K	1-2 24 1B 1B		3-2 HR	2-3 K			5 1 3 1 0 2 1										
Inning Stats	R: 2 E: 0 K: 1 S: 14	H: 3 LOB: 1 BB: 0 P: 22	R: 0 E: 0 K: 0 S: 12	H: 1 LOB: 3 BB: 1 P: 20	R: 2 E: 0 K: 1 S: 15	H: 2 LOB: 1 BB: 1 P: 23	R: 4 E: 0 K: 1 S: 19	H: 4 LOB: 0 BB: 0 P: 26	R: 1 E: 0 K: 0 S: 20	H: 4 LOB: 2 BB: 0 P: 28	R: 0 E: 0 K: 1 S: 15	H: 1 LOB: 1 BB: 0 P: 20	R: 0 E: 0 K: 2 S: 11	H: 1 LOB: 0 BB: 0 P: 16	R: 0 E: 0 K: 2 S: 10	H: 0 LOB: 0 BB: 0 P: 15	1B: 12 2B: 1 3B: 1 HR: 3	SF: 2 SAC: 0 DP: 1 HBP: 1	WP: 0 PB: 0 SB: 0 CS: 0	PA: 46
PITCHER	IP WLS BF H R ER SO BB IBB HBP BLK WP HR S P ERA WHIP											IP WLS BF H R ER SO BB IBB HBP BLK WP HR S P ERA WHIP								
Aaron Sele, R ERA: 3.66	(1, 1) 4.0 L 27 12 9 9 3 2 0 0 0 0 0 2 66 98 20.25 3.500																			
Shigetoshi Hasegawa, R ERA: 4.5	(5, 1) 2.1 10 4 1 1 0 0 0 0 1 0 0 1 30 45 3.86 1.714																			
40 Julio Mateo, R ERA: 3.06	(7, 1) 2.2 9 1 0 0 4 0 0 0 0 0 0 0 25 35 0.00 0.375																			

Batter	1	2	3	4	5	6	7	8	9	AB R H RBI BB SO LOB	BOTTOM											
51 Ichiro Suzuki, L OBP: 0.398, SLG: 0.437	2-1 G4-3		2-0 G3		1-1 G4-3 S 1B		1-0 1B		1-1 1B HBP	4 1 2 1 0 0 0	Cleveland Indians @ Seattle Mariners Safeco Field, Seattle, WA Fri Jul 29 2005, 7:05 PM PDT Att: 32,966 - Clear - 79 F											
Randy Winn, S OBP: 0.342, SLG: 0.391	1-0 HR		2-1 1B		2-3 K		0-0 1B		0-0 1B	5 1 4 2 0 1 1												
Raul Ibanez, L OBP: 0.361, SLG: 0.464	0-1 F7		3-2 1B		2-2 G4-3		1-0 F7		1-2 1B	5 0 2 2 0 0 3												
Richie Sexson, R OBP: 0.366, SLG: 0.552	2-3 K		2-3 K		0-1 G4-3		1-3 K		1-3 K	4 0 0 0 0 3 5												
Dave Hansen, L OBP: 0.256, SLG: 0.273										1 0 0 0 0 1 2												
29 Adrian Beltré, R OBP: 0.298, SLG: 0.405		0-0 12 1B	0-1 G5-3			1-2 G5-3	1-2 K		3-3 K	4 0 1 0 0 1 4												
Scott Spiezio, S OBP: 0.161, SLG: 0.214										1 0 0 0 0 1 2												
7 Jeremy Reed, L OBP: 0.316, SLG: 0.343		0-0 F7			2-2 L5		1-1 G4-3		0-3 K	2 0 0 0 0 0 1												
16 Willie Bloomquist, R OBP: 0.320, SLG: 0.346										3 0 0 0 0 1 2												
12 Michael Morse, R OBP: 0.393, SLG: 0.495		0-1 1B			2-2 G4-3		1-1 G6-3		3-3 K	4 0 1 0 0 1 0												
7 Yuniesky Betancourt, R OBP: 0.375, SLG: 0.571		1-0 L7			0-1 1B		1-0 51 1B HBP		1-0 F9	3 1 1 0 0 0 2												
Wiki Gonzalez, R OBP: 0.350, SLG: 0.550		2-2 G4-3			1-1 F9				1-1 51 1B HBP	4 2 1 0 0 0 4												
Inning Stats	R: 1 E: 0 K: 1 S: 10	H: 1 LOB: 0 BB: 0 P: 15	R: 0 E: 0 K: 0 S: 8	H: 2 LOB: 2 BB: 0 P: 11	R: 0 E: 0 K: 1 S: 11	H: 2 LOB: 0 BB: 0 P: 20	R: 0 E: 0 K: 0 S: 11	H: 1 LOB: 1 BB: 0 P: 16	R: 0 E: 0 K: 0 S: 10	H: 0 LOB: 0 BB: 0 P: 15	R: 0 E: 0 K: 2 S: 7	H: 0 LOB: 0 BB: 0 P: 10	R: 2 E: 1 K: 2 S: 11	H: 2 LOB: 2 BB: 0 P: 16	R: 0 E: 0 K: 2 S: 10	H: 0 LOB: 0 BB: 0 P: 14	R: 2 E: 0 K: 2 S: 14	H: 3 LOB: 2 BB: 0 P: 22	1B: 11 2B: 0 3B: 0 HR: 1	SF: 0 SAC: 0 DP: 0 HBP: 2	WP: 0 PB: 0 SB: 1 CS: 0	PA: 42
PITCHER	IP WLS BF H R ER SO BB IBB HBP BLK WP HR S P ERA WHIP											IP WLS BF H R ER SO BB IBB HBP BLK WP HR S P ERA WHIP										
Kevin Millwood, R ERA: 3.18	(1, 1) 6.0 W 26 7 2 2 3 0 0 1 0 0 0 0 1 57 88 3.00 1.167																					
63 Rafael Betancourt, R ERA: 3.05	(7, 1) 2.0 9 2 1 0 4 0 0 0 0 0 0 0 21 29 0.00 1.000																					
David Riske, R ERA: 2.92	(9, 1) 0.0 2 1 2 2 0 0 0 1 0 0 0 0 3 5 ∞ ∞																					
Arthur Rhodes, L ERA: 2.06	(9, 1) 1.0 5 2 2 0 0 2 0 0 0 0 0 0 11 17 0.00 2.000																					

Batter	1	2	3	4	5	6	7	8	9	AB	R	H	RBI	BB	SO	LOB	TOP										
24 Grady Sizemore, L (1, 8) OBP: 0.337, SLG: 0.463	G3-1		2B	G4-3			BB	K		4	1	1	0	1	1	5	Cleveland Indians @ Seattle Mariners Safeco Field, Seattle, WA Sat Jul 30 2005, 1:05 PM PDT Att: 37,719 - Sunny - 66 F										
Ronnie Belliard, R (1, 4) OBP: 0.328, SLG: 0.425	F9		41 F8 2-H 3-H 2B		P3		F9		BB	4	0	1	2	1	0	1											
2 Jhonny Perella, R (1, 6) OBP: 0.354, SLG: 0.528	41 FC6 1B		G5-3		41 G3-1 2B		K		F9	5	0	2	0	0	1	3											
41 Victor Martinez, S (1, 2) OBP: 0.341, SLG: 0.429	FC6		F8		G3-1		K		P4	5	0	0	0	0	1	5											
Jeff Liefer, L (1, 10) OBP: 0.273, SLG: 0.333 José Hernández, R (9, PH) OBP: 0.296, SLG: 0.389		FC4-6 BB	G4-3		K			G4-3	K	3	0	0	0	1	1	2											
Aaron Boone, R (1, 5) OBP: 0.285, SLG: 0.369		K		F9		K		BB BB 1B		4	0	1	0	0	2	1											
Ben Broussard, L (1, 3) OBP: 0.307, SLG: 0.430		FC4-6 1-2		2B 1B		1B 1B		BB BB BB		3	0	2	0	1	0	1											
Casey Blake, R (1, 9) OBP: 0.298, SLG: 0.386		K		1-2 2B		1-3 1B		4-2 BB		3	0	2	0	1	1	1											
Jason Dubois, R (1, 7) OBP: 0.299, SLG: 0.468			24 2B 2B 1B		K		K		K	4	1	1	0	0	3	6											
Inning Stats	R: 0 E: 0 K: 0 S: 9	H: 1 LOB: 1 BB: 0 P: 12	R: 0 E: 0 K: 2 S: 11	H: 0 LOB: 1 BB: 1 P: 19	R: 2 E: 0 K: 0 S: 10	H: 3 LOB: 1 BB: 0 P: 16	R: 0 E: 0 K: 1 S: 11	H: 2 LOB: 2 BB: 0 P: 18	R: 0 E: 0 K: 1 S: 13	H: 1 LOB: 1 BB: 0 P: 16	R: 0 E: 0 K: 2 S: 15	H: 2 LOB: 1 BB: 0 P: 23	R: 0 E: 0 K: 2 S: 11	H: 0 LOB: 1 BB: 1 P: 19	R: 0 E: 0 K: 2 S: 13	H: 1 LOB: 3 BB: 2 P: 28		R: 0 E: 0 K: 1 S: 11	H: 0 LOB: 1 BB: 1 P: 17	1B: 6 2B: 4 3B: 0 HR: 0	SF: 0 SAC: 0 DP: 0 HBP: 0	WP: 0 PB: 0 SB: 0 CS: 0	PA: 41				
PITCHER	IP	WLS	BF	H	R	ER	SO	BB	IBB	HBP	BLK	WP	HR	S	P	ERA	WHIP										
Ryan Franklin, R (1, 1) ERA: 4.61	6.2	W	30	9	2	2	7	2	0	0	0	0	0	8	118	2.70	1.650										
Ron Villone, L (7, 1) ERA: 2.45	0.2	H	4	1	0	0	1	1	0	0	0	0	0	8	17	0.00	3.000										
20 J.J. Putz, R (8, 1) ERA: 3.14	0.2	H	3	0	0	0	2	1	0	0	0	0	0	8	16	0.00	1.500										
Eddie Guardado, L (9, 1) ERA: 1.5	1.0	S	4	0	0	0	1	1	0	0	0	0	0	11	17	0.00	1.000										

Batter	1	2	3	4	5	6	7	8	9	AB	R	H	RBI	BB	SO	LOB	BOTTOM										
51 Ichiro Suzuki, L (1, 9) OBP: 0.359, SLG: 0.452	G3			HR		HR		K		4	2	2	2	0	1	0	Cleveland Indians @ Seattle Mariners Safeco Field, Seattle, WA Sat Jul 30 2005, 1:05 PM PDT Att: 37,719 - Sunny - 66 F										
16 Willie Bloomquist, R (1, 8) OBP: 0.311, SLG: 0.336	P4			G6-3		G6-3		G4-3		4	0	0	0	0	0	0											
Raul Ibanez, L (1, 7) OBP: 0.358, SLG: 0.460	K			K		G5-3				3	0	0	0	0	2	0											
Richie Sexson, R (1, 3) OBP: 0.368, SLG: 0.552		F8		1B		29 WP BB				2	0	1	0	1	0	0											
29 Adrián Beltré, R (1, 5) OBP: 0.296, SLG: 0.402		L7		P4		L8				3	0	0	0	0	0	2											
12 Michael Morse, R (1, 6) OBP: 0.392, SLG: 0.424		F8			HR			G5-3		3	1	1	1	0	0	0											
Scott Spiezio, S (1, 10) OBP: 0.147, SLG: 0.194			K		P6			F9		3	0	0	0	0	1	0											
7 Yuniesky Betancourt, R (1, 4) OBP: 0.273, SLG: 0.400			G6-3		G5-3			P6		3	0	0	0	0	0	0											
Miguel Olivo, R (1, 2) OBP: 0.172, SLG: 0.276			K		F9			F7		3	0	0	0	0	1	0											
Inning Stats	R: 0 E: 0 K: 1 S: 6	H: 0 LOB: 0 BB: 0 P: 12	R: 0 E: 0 K: 0 S: 5	H: 0 LOB: 0 BB: 0 P: 7	R: 0 E: 0 K: 2 S: 13	H: 0 LOB: 0 BB: 0 P: 18	R: 1 E: 0 K: 1 S: 10	H: 2 LOB: 1 BB: 0 P: 17	R: 1 E: 0 K: 0 S: 7	H: 1 LOB: 0 BB: 0 P: 9	R: 1 E: 0 K: 0 S: 14	H: 1 LOB: 1 BB: 1 P: 25	R: 0 E: 0 K: 0 S: 9	H: 0 LOB: 0 BB: 0 P: 12	R: 0 E: 0 K: 1 S: 6	H: 0 LOB: 0 BB: 0 P: 6		R: 0 E: 0 K: 1 S: 6	H: 0 LOB: 0 BB: 0 P: 6	1B: 1 2B: 0 3B: 0 HR: 3	SF: 0 SAC: 0 DP: 0 HBP: 0	WP: 1 PB: 0 SB: 0 CS: 0	PA: 29				
PITCHER	IP	WLS	BF	H	R	ER	SO	BB	IBB	HBP	BLK	WP	HR	S	P	ERA	WHIP										
CC Sabathia, L (1, 1) ERA: 5.16	7.0	L	26	4	3	3	4	1	0	0	0	0	1	64	100	3.86	0.714										
Bob Howry, R (8, 1) ERA: 3.43	1.0		3	0	0	0	1	0	0	0	0	0	0	6	6	0.00	0.000										

AB	36
R	2
H	10
RBI	2
BB	5
SO	11
LOB	26



AB	28
R	3
H	4
RBI	3
BB	1
SO	5
LOB	2



Batter	1	2	3	4	5	6	7	8	9	AB	R	H	RBI	BB	SO	LOB	TOP										
2 Derek Jeter, R OBP: 0.382, SLG: 0.438 (1, 6)										5	0	0	1	0	0	2	New York Yankees @ Cleveland Indians Jacobs Field, Cleveland, OH Tue Aug 02 2005, 7:05 PM EDT Att: 34,457 - Clear - 85 F										
24 Robinson Cano, L OBP: 0.317, SLG: 0.462 (1, 4)										4	0	1	0	0	2	1											
Gary Sheffield, R OBP: 0.395, SLG: 0.527 (1, 9)										3	2	2	0	0	0	1											
13 Alex Rodriguez, R OBP: 0.416, SLG: 0.584 (1, 5)										4	1	1	2	0	1	2											
55 Hideki Matsui, L OBP: 0.370, SLG: 0.513 (1, 7)										4	0	0	0	0	0	1											
25 Jason Giambi, L OBP: 0.443, SLG: 0.547 (1, 10)										3	0	0	0	0	0	0											
20 Jorge Posada, S OBP: 0.341, SLG: 0.412 (1, 2)										4	1	1	0	0	1	1											
Tino Martinez, L OBP: 0.310, SLG: 0.476 (1, 3)										4	1	1	1	0	1	1											
Tony Womack, L OBP: 0.281, SLG: 0.273 (1, 8)										2	0	0	0	0	0	0											
Bernie Williams, S OBP: 0.334, SLG: 0.375 (7, PH)										2	0	1	0	0	0	2											
Inning Stats	R: 0 E: 0 K: 1 S: 9	H: 0 LOB: 1 BB: 0 P: 16	R: 0 E: 0 K: 0 S: 10	H: 0 LOB: 0 BB: 0 P: 15	R: 1 E: 0 K: 0 S: 6	H: 2 LOB: 1 BB: 0 P: 11	R: 0 E: 0 K: 1 S: 11	H: 0 LOB: 0 BB: 0 P: 19	R: 0 E: 0 K: 1 S: 7	H: 0 LOB: 0 BB: 0 P: 11	R: 2 E: 0 K: 1 S: 11	H: 2 LOB: 0 BB: 0 P: 14	R: 1 E: 1 K: 1 S: 17	H: 1 LOB: 1 BB: 0 P: 26	R: 1 E: 0 K: 0 S: 16	H: 1 LOB: 0 BB: 0 P: 24	R: 0 E: 0 K: 0 S: 7	H: 1 LOB: 1 BB: 0 P: 15	1B: 4 2B: 1 3B: 0 HR: 2	SF: 0 SAC: 0 DP: 0 HBP: 2	WP: 2 PA: 37 CS: 0						
PITCHER	IP	WLS	BF	H	R	ER	SO	BB	IBB	HBP	BLK	WP	HR	S	P	ERA	WHIP										
Scott Elarton, R ERA: 4.54 (1, 1)	6.0	W	24	4	3	3	4	0	0	2	0	1	2	54	86	4.50	0.667										
Arthur Rhodes, L ERA: 1.99 (7, 1)	1.0	H	5	1	1	0	1	0	0	0	0	0	0	17	26	0.00	1.000										
Bob Howry, R ERA: 3.56 (8, 1)	0.1	H	2	1	1	0	0	0	0	0	0	0	0	7	10	27.00	3.000										
Scott Sauerbeck, L ERA: 3.33 (8, 1)	0.2	H	2	0	0	0	0	0	0	0	0	1	0	9	14	0.00	0.000										
Bob Wickman, R ERA: 2.85 (9, 1)	1.0	S	4	1	0	0	0	0	0	0	0	0	0	7	15	0.00	1.000										

Batter	1	2	3	4	5	6	7	8	9	AB	R	H	RBI	BB	SO	LOB	BOTTOM										
24 Grady Sizemore, L OBP: 0.341, SLG: 0.460 (1, 8)										5	0	2	1	0	1	1	New York Yankees @ Cleveland Indians Jacobs Field, Cleveland, OH Tue Aug 02 2005, 7:05 PM EDT Att: 34,457 - Clear - 85 F										
Coco Crisp, S OBP: 0.328, SLG: 0.432 (1, 7)										4	0	0	0	0	1	3											
2 Jhonny Peralta, R OBP: 0.357, SLG: 0.529 (1, 6)										3	2	1	0	1	1	1											
41 Victor Martinez, S OBP: 0.348, SLG: 0.444 (1, 2)										2	2	2	2	2	0	0											
José Hernández, R OBP: 0.295, SLG: 0.381 (1, 3)										3	1	0	0	1	1	2											
Ronnie Belliard, R OBP: 0.329, SLG: 0.427 (1, 4)										4	0	2	3	0	0	0											
Aaron Boone, R OBP: 0.284, SLG: 0.364 (1, 5)										3	1	0	0	1	0	2											
Casey Blake, R OBP: 0.300, SLG: 0.399 (1, 9)										4	0	1	0	0	1	3											
Jason Dubois, R OBP: 0.300, SLG: 0.463 (1, 10)										2	0	0	0	1	0	1											
Jeff Liefer, L OBP: 0.250, SLG: 0.296 (8, PH)										1	0	0	0	0	1	1											
Inning Stats	R: 1 E: 0 K: 2 S: 12	H: 2 LOB: 1 BB: 0 P: 21	R: 1 E: 0 K: 0 S: 20	H: 1 LOB: 2 BB: 2 P: 35	R: 3 E: 0 K: 1 S: 16	H: 1 LOB: 1 BB: 3 P: 33	R: 0 E: 0 K: 0 S: 7	H: 0 LOB: 0 BB: 0 P: 10	R: 1 E: 0 K: 0 S: 14	H: 2 LOB: 1 BB: 0 P: 22	R: 0 E: 0 K: 1 S: 10	H: 1 LOB: 0 BB: 0 P: 16	R: 0 E: 0 K: 0 S: 5	H: 0 LOB: 0 BB: 1 P: 11	R: 0 E: 0 K: 2 S: 12	H: 1 LOB: 1 BB: 0 P: 16	1B: 5 2B: 2 3B: 0 HR: 1	SF: 0 SAC: 0 DP: 1 HBP: 0	WP: 0 PA: 37 CS: 0								
PITCHER	IP	WLS	BF	H	R	ER	SO	BB	IBB	HBP	BLK	WP	HR	S	P	ERA	WHIP										
Al Leiter, L ERA: 6.52 (1, 1)	2.0	L	15	4	5	5	2	5	0	0	0	0	0	41	78	22.50	4.500										
Scott Proctor, R ERA: 4.95 (3, 1)	4.0		15	3	1	1	2	0	0	0	0	0	1	38	59	2.25	0.750										
Felix Rodriguez, R ERA: 4.15 (7, 1)	1.0		3	0	0	0	0	1	0	0	0	0	0	5	11	0.00	1.000										
Tom Gordon, R ERA: 3.02 (8, 1)	1.0		4	1	0	0	2	0	0	0	0	0	0	12	16	0.00	1.000										

AB	35
R	5
H	7
RBI	4
BB	0
SO	5
LOB	11



AB	31
R	6
H	8
RBI	6
BB	6
SO	6
LOB	14



Batter	1	2	3	4	5	6	7	8	9	AB	R	H	RBI	BB	SO	LOB	TOP										
2 Derek Jeter, R OBP: 0.383, SLG: 0.438	F8		1B 13 SF7 2B		13 1B BB		G5-3		G6-3	4	1	1	0	1	0	0	New York Yankees @ Cleveland Indians Jacobs Field, Cleveland, OH Wed Aug 03 2005, 7:05 PM EDT Att: 35,737 - Clear - 86 F										
24 Robinson Cano, L OBP: 0.317, SLG: 0.459	F8		P5		K					4	0	1	0	0	1	2											
Gary Sheffield, R OBP: 0.394, SLG: 0.525	G6-3		1B		K		G1-3			4	0	1	0	0	1	2											
13 Alex Rodriguez, R OBP: 0.415, SLG: 0.582		P3	SF7		1B				K	3	0	1	1	0	1	0											
55 Hideki Matsui, L OBP: 0.371, SLG: 0.515	25 2B	F8			F8				1B	4	1	2	0	0	0	3											
25 Jason Giambi, L OBP: 0.443, SLG: 0.548	20 HR				20 G5-4-3 BB				1B	3	1	1	1	1	2	1											
20 Jorge Posada, S OBP: 0.340, SLG: 0.420	HR				G5-4-3		F9		K	4	1	1	2	0	1	2											
Tino Martinez, L OBP: 0.309, SLG: 0.472	F7				1B		K		K	4	0	1	0	0	2	0											
Bernie Williams, S OBP: 0.330, SLG: 0.370	G5-3				G6-3		K		F9	4	0	0	0	0	1	1											
Inning Stats	R: 0 E: 0 K: 0 S: 6	H: 0 LOB: 0 BB: 0 P: 8	R: 3 E: 0 K: 0 S: 9	H: 3 LOB: 0 BB: 0 P: 16	R: 1 E: 0 K: 0 S: 10	H: 2 LOB: 1 BB: 0 P: 14	R: 0 E: 0 K: 0 S: 8	H: 1 LOB: 1 BB: 1 P: 16	R: 0 E: 0 K: 2 S: 12	H: 0 LOB: 0 BB: 0 P: 14	R: 0 E: 0 K: 1 S: 12	H: 1 LOB: 1 BB: 0 P: 18	R: 0 E: 0 K: 3 S: 12	H: 1 LOB: 0 BB: 0 P: 17	R: 0 E: 0 K: 1 S: 9	H: 0 LOB: 0 BB: 0 P: 11	1B: 5 2B: 3 HR: 1	SF: 1 SAC: 0 DP: 1 HBP: 0	WP: 0 PB: 0 SB: 0 CS: 0	PA: 37							
PITCHER	IP	WLS	BF	H	R	ER	SO	BB	IBB	HBP	BLK	WP	HR	S	P	ERA	WHIP										
31 Cliff Lee, L ERA: 4.02	6.2	W	29	8	4	4	5	2	0	0	0	0	1	63	101	5.40	1.500										
Bob Howry, R ERA: 3.5	0.2	H	3	1	0	0	1	0	0	0	0	0	0	9	15	0.00	1.500										
Scott Sauerbeck, L ERA: 3.25	0.2	H	2	0	0	0	2	0	0	0	0	0	0	6	7	0.00	0.000										
Bob Wickman, R ERA: 2.79	1.0	S	3	0	0	0	1	0	0	0	0	0	0	9	11	0.00	0.000										

Batter	1	2	3	4	5	6	7	8	9	AB	R	H	RBI	BB	SO	LOB	BOTTOM										
24 Grady Sizemore, L OBP: 0.339, SLG: 0.456	K		G3-6-3		K	G3		FC4-6 BB		4	0	0	0	1	2	2	New York Yankees @ Cleveland Indians Jacobs Field, Cleveland, OH Wed Aug 03 2005, 7:05 PM EDT Att: 35,737 - Clear - 86 F										
Coco Crisp, S OBP: 0.339, SLG: 0.437	K		2S		1B 2B	F8		B2		5	1	2	1	0	1	1											
2 Jhonny Peralta, R OBP: 0.354, SLG: 0.522			G5-3		F8	K		FC4-6 41 BB		4	0	0	0	1	1	3											
41 Victor Martinez, S OBP: 0.352, SLG: 0.443	K				G6-3	BB 1B BB		1B		3	2	1	0	2	1	1											
Jeff Liefer, L OBP: 0.273, SLG: 0.313			K		K	1B BB		K		5	1	2	1	0	3	2											
Ronnie Belliard, R OBP: 0.331, SLG: 0.426		G4-3			FC6-4 1B	1B BB		FC4-6		3	1	1	0	1	0	1											
Aaron Boone, R OBP: 0.289, SLG: 0.367		E1 1B			FC6-4	1B 1B		FC4-6 BB		3	0	2	2	1	0	1											
Ben Broussard, L OBP: 0.312, SLG: 0.439		K			HR			FC4-6		4	1	2	2	0	1	3											
Casey Blake, R OBP: 0.302, SLG: 0.401					24 G3-6-3 BB			K		3	1	1	0	1	1	4											
Inning Stats	R: 0 E: 0 K: 3 S: 11	H: 0 LOB: 1 BB: 1 P: 18	R: 0 E: 1 K: 2 S: 11	H: 1 LOB: 1 BB: 0 P: 14	R: 0 E: 0 K: 0 S: 9	H: 1 LOB: 1 BB: 1 P: 16	R: 0 E: 0 K: 1 S: 6	H: 1 LOB: 1 BB: 0 P: 11	R: 6 E: 0 K: 1 S: 28	H: 6 LOB: 2 BB: 2 P: 50	R: 0 E: 0 K: 1 S: 11	H: 0 LOB: 0 BB: 0 P: 17	R: 1 E: 1 K: 1 S: 14	H: 2 LOB: 2 BB: 1 P: 25	R: 0 E: 0 K: 1 S: 12	H: 0 LOB: 2 BB: 2 P: 26	1B: 7 2B: 3 3B: 0 HR: 1	SF: 0 SAC: 0 DP: 1 HBP: 0	WP: 0 PB: 0 SB: 1 CS: 0	PA: 41							
PITCHER	IP	WLS	BF	H	R	ER	SO	BB	IBB	HBP	BLK	WP	HR	S	P	ERA	WHIP										
35 Mike Mussina, R ERA: 4.05	4.2	L	26	9	6	6	7	4	0	0	0	0	0	62	103	11.57	2.786										
Tanyon Sturtze, R ERA: 4.17	1.2		8	2	1	1	1	1	0	0	0	0	0	22	39	5.40	1.800										
Wayne Franklin, L ERA: 7.11	1.2		7	0	0	0	2	2	0	0	0	0	0	18	35	0.00	1.200										

AB	34
R	4
H	9
RBI	4
BB	2
SO	9
LOB	11



AB	34
R	7
H	11
RBI	6
BB	7
SO	10
LOB	18



Batter	1	2	3	4	5	6	7	8	9	AB	R	H	RBI	BB	SO	LOB	TOP								
2 Derek Jeter, R OBP: 0.384, SLG: 0.441										4	0	2	0	0	1	0	New York Yankees @ Cleveland Indians Jacobs Field, Cleveland, OH Thu Aug 04 2005, 7:05 PM EDT Att: 40,048 - Cloudy - 86 F								
24 Robinson Cano, L OBP: 0.316, SLG: 0.457										4	0	1	0	0	0	2									
Gary Sheffield, R OBP: 0.393, SLG: 0.522										4	0	1	0	0	1	0									
13 Alex Rodriguez, R OBP: 0.414, SLG: 0.586										4	1	1	1	0	2	2									
55 Hideki Matsui, L OBP: 0.368, SLG: 0.510										4	0	0	0	0	1	0									
25 Jason Giambi, L OBP: 0.447, SLG: 0.574										4	2	3	2	0	0	0									
Tino Martinez, L OBP: 0.309, SLG: 0.472										0	0	0	0	0	0	0									
Bernie Williams, S OBP: 0.332, SLG: 0.372										4	0	2	0	0	1	1									
John Flaherty, R OBP: 0.193, SLG: 0.229										3	1	1	1	0	0	1									
Tony Womack, L OBP: 0.278, SLG: 0.270										3	0	0	0	0	2	0									
20 Jorge Posada, S OBP: 0.339, SLG: 0.419										1	0	0	0	0	1	2									
Bubba Crosby, L OBP: 0.296, SLG: 0.194										0	0	0	0	0	0	0									
Inning Stats	R: 0 E: 0 K: 0 S: 6	H: 1 LOB: 0 BB: 0 P: 9	R: 0 E: 0 K: 1 S: 6	H: 0 LOB: 0 BB: 7 P: 7	R: 1 E: 0 K: 1 S: 9	H: 3 LOB: 1 BB: 0 P: 11	R: 0 E: 0 K: 3 S: 9	H: 0 LOB: 0 BB: 0 P: 11	R: 1 E: 0 K: 2 S: 12	H: 1 LOB: 1 BB: 0 P: 16	R: 0 E: 0 K: 0 S: 14	H: 2 LOB: 1 BB: 0 P: 18	R: 0 E: 0 K: 0 S: 8	H: 1 LOB: 1 BB: 0 P: 13	R: 0 E: 0 K: 1 S: 7	H: 0 LOB: 0 BB: 0 P: 9	R: 2 E: 0 K: 1 S: 14	H: 3 LOB: 2 BB: 0 P: 26	1B: 6 2B: 1 3B: 0 HR: 4	SF: 0 SAC: 0 DP: 2 HBP: 1	WP: 0 PB: 0 SB: 0 CS: 1	PA: 36			
PITCHER	IP	WLS	BF	H	R	ER	SO	BB	IBB	HBP	BLK	WP	HR	S	P	ERA	WHIP								
Kevin Millwood, R ERA: 3.12	8.0		29	8	2	2	8	0	0	0	0	0	2	71	94	2.25	1.000								
Bob Wickman, R ERA: 3.16	0.2	L	4	2	2	2	0	0	0	0	0	0	2	9	17	27.00	3.000								
Scott Sauerbeck, L ERA: 3.21	0.1		3	1	0	0	1	0	0	1	0	0	0	5	9	0.00	3.000								

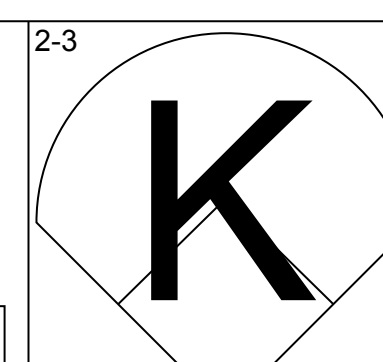
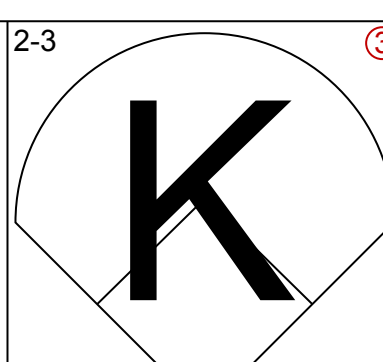
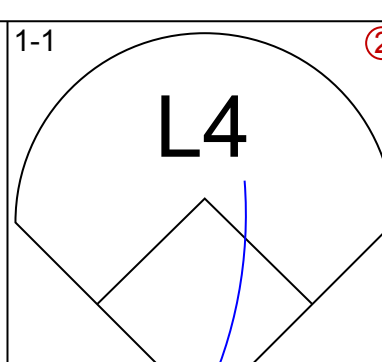
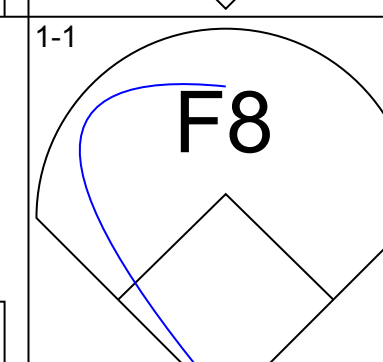
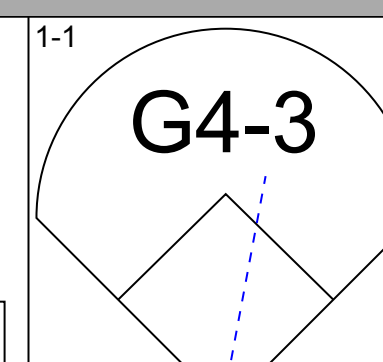
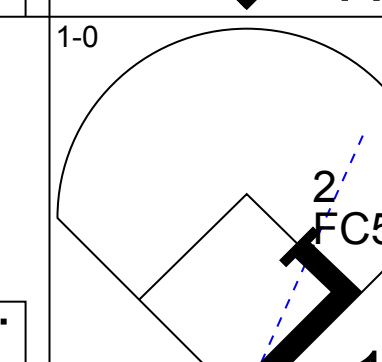
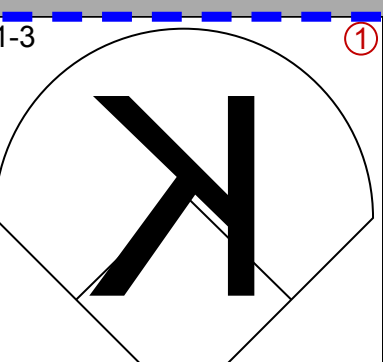
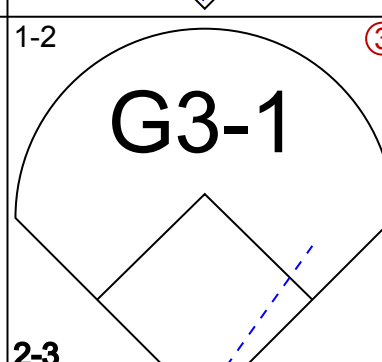
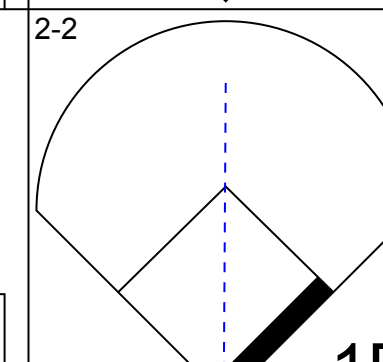
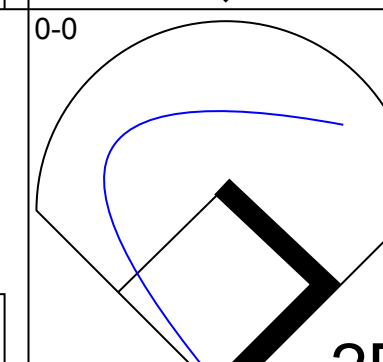
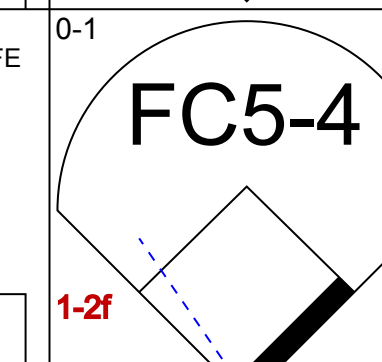
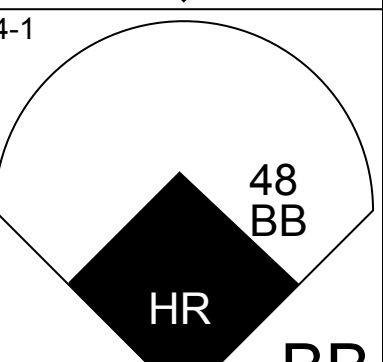
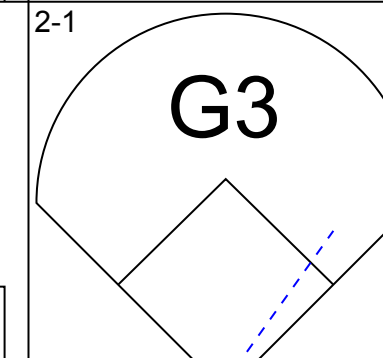
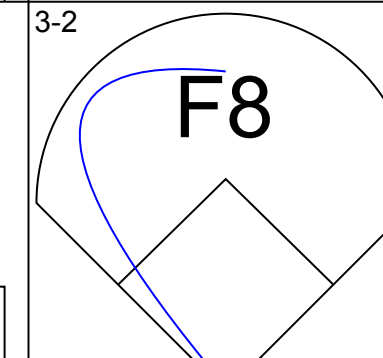
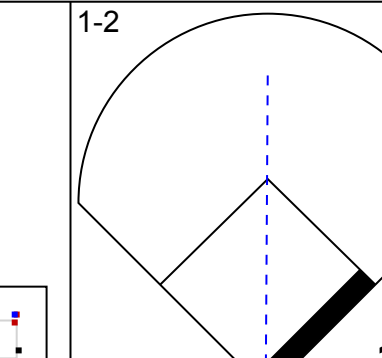
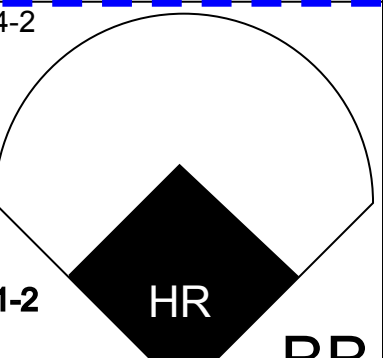
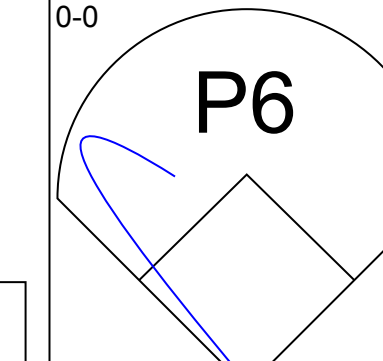
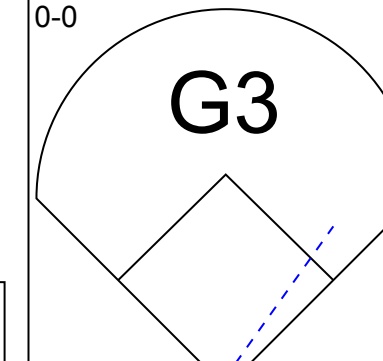
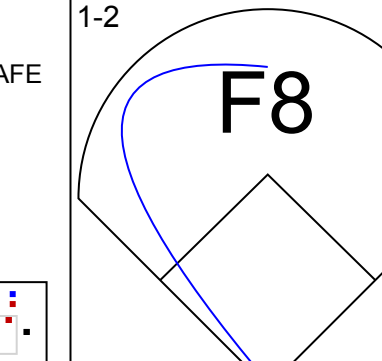
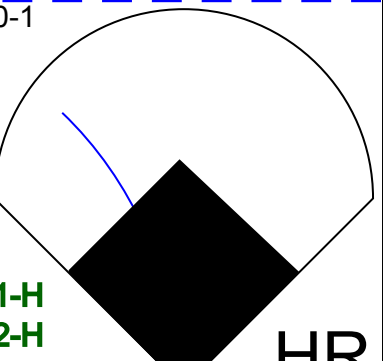

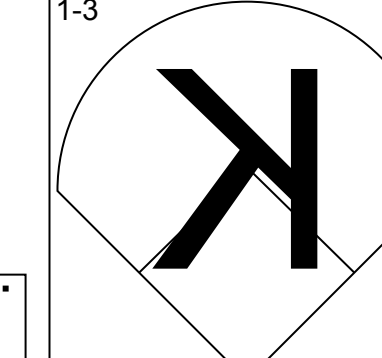
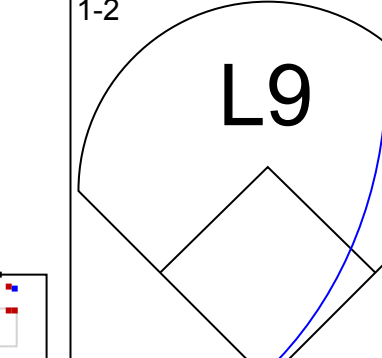
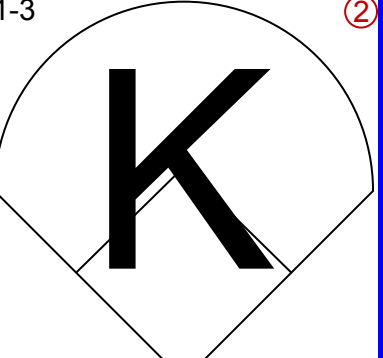

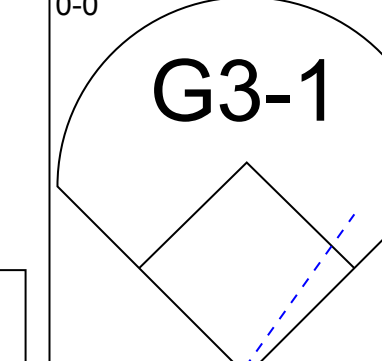
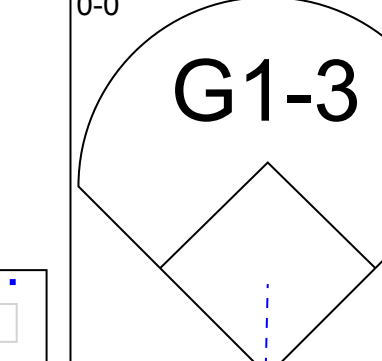
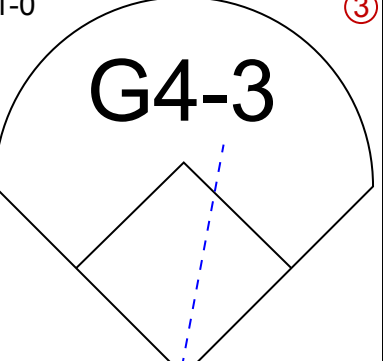
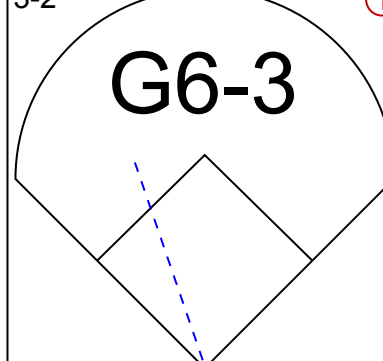
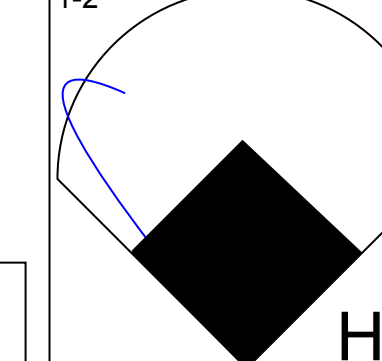
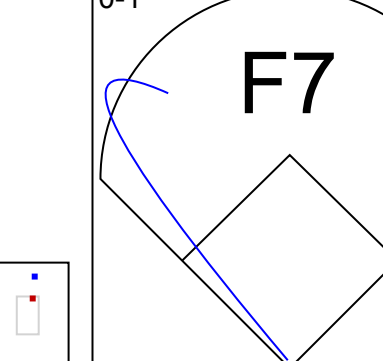
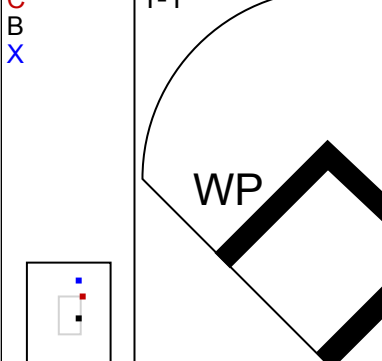

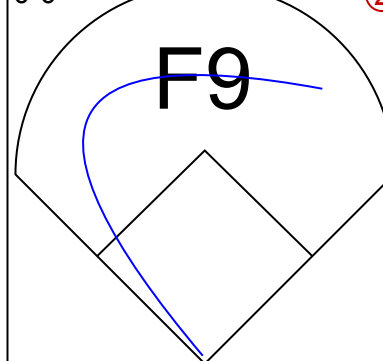
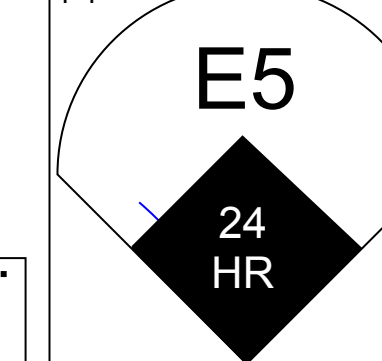
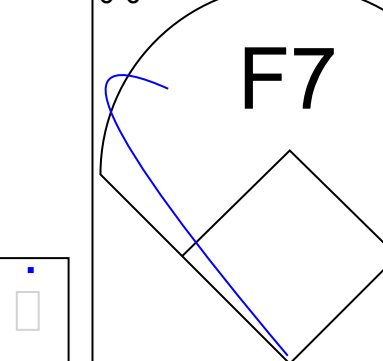
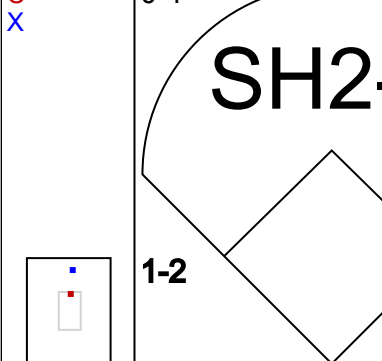
AB 35
R 4
H 11
RBI 4
BB 0
SO 9
LOB 8

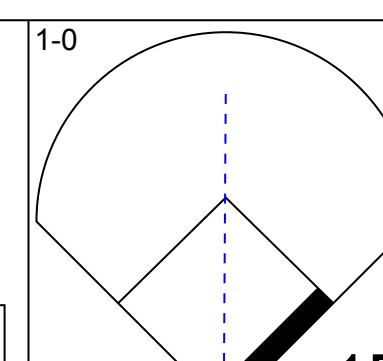
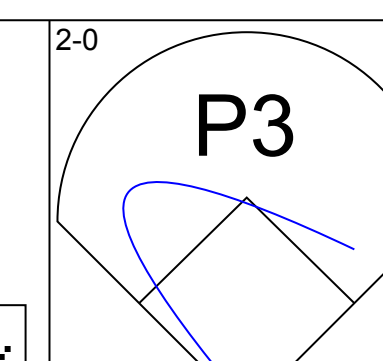
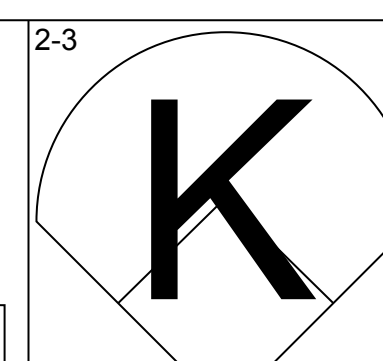
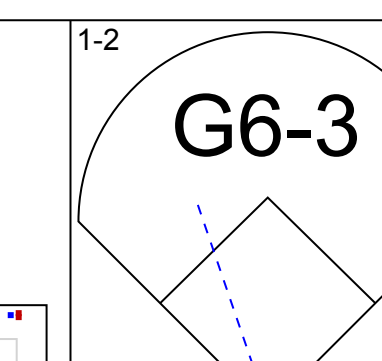
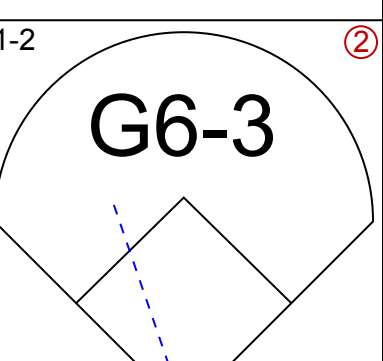
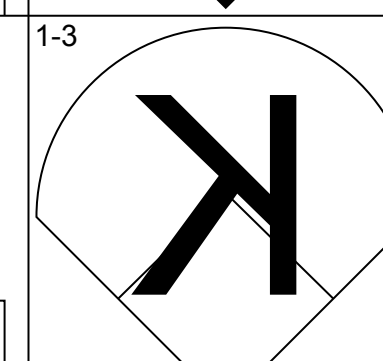
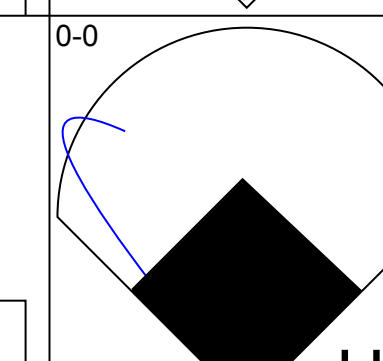
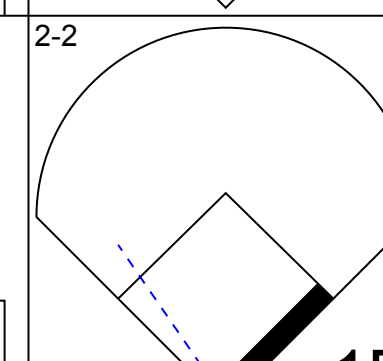
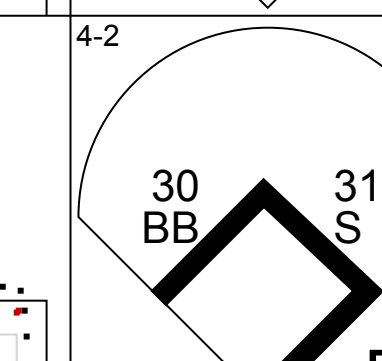
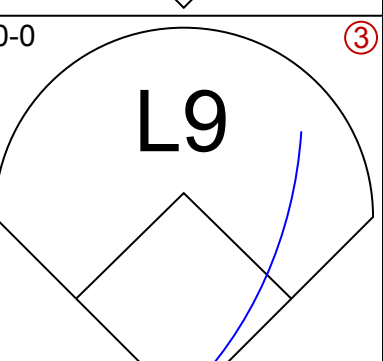
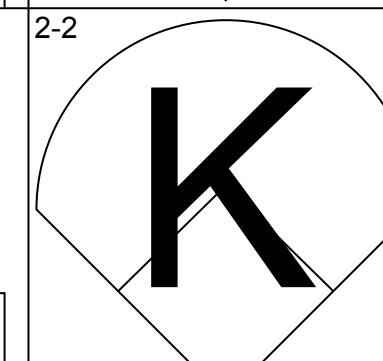
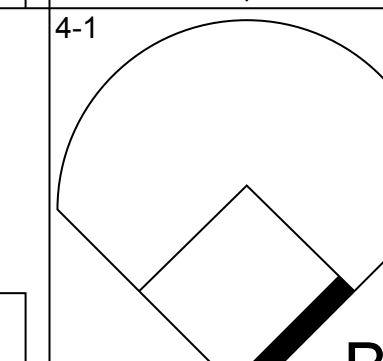
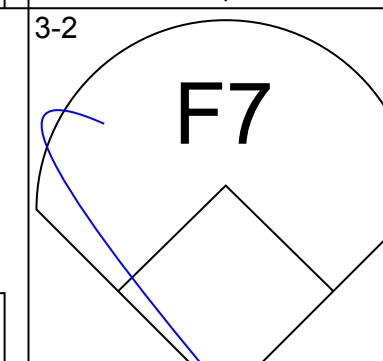
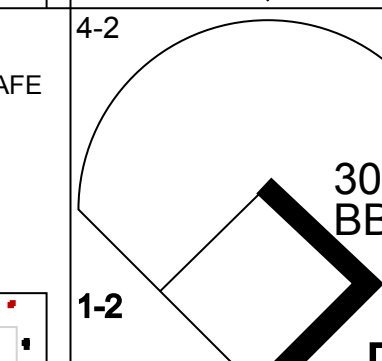
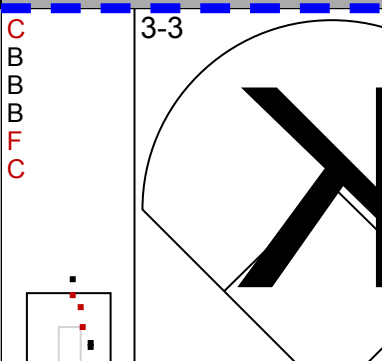
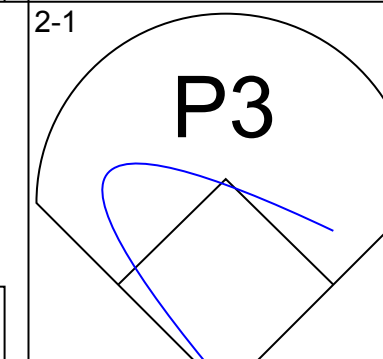
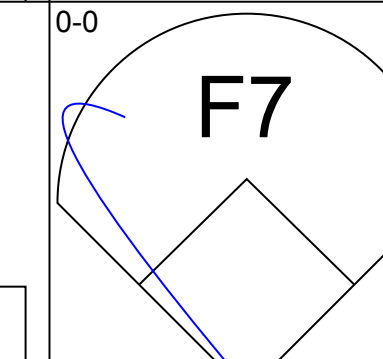
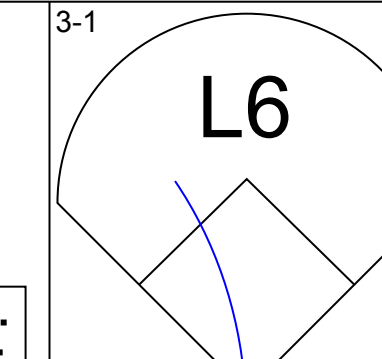
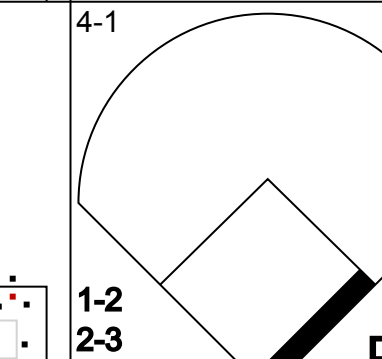

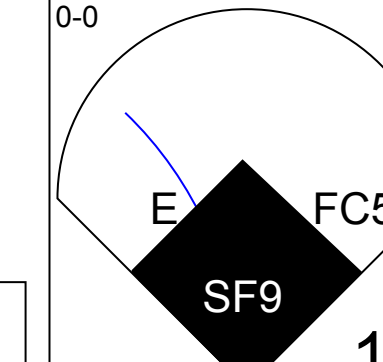
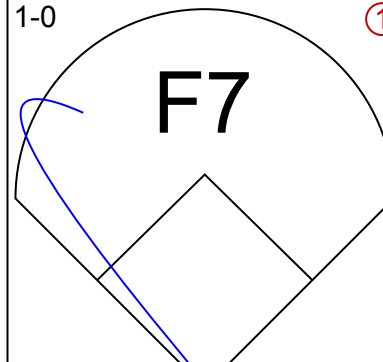
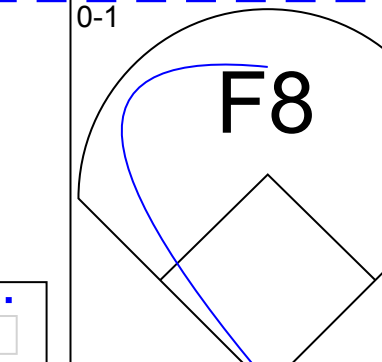
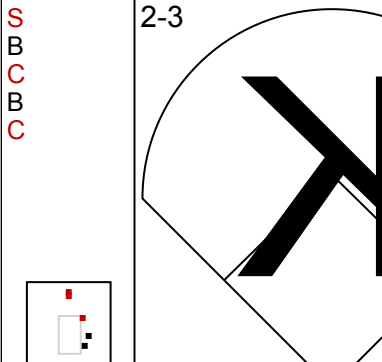

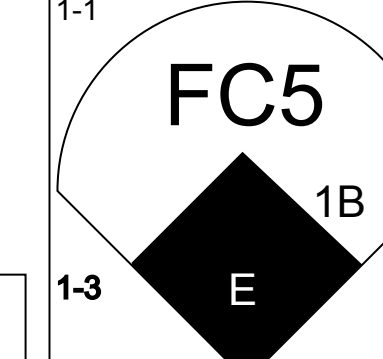
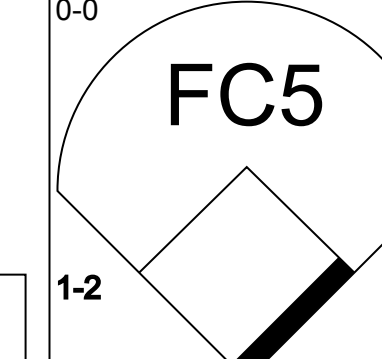


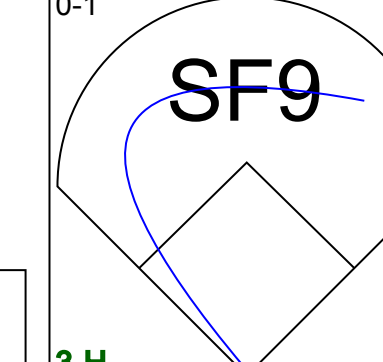
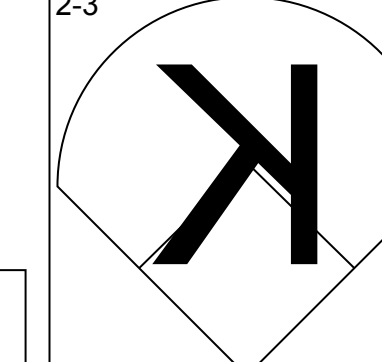
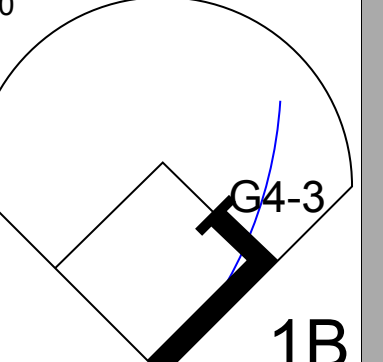

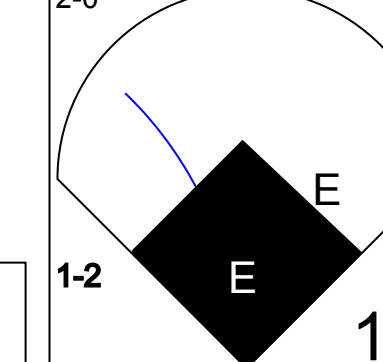
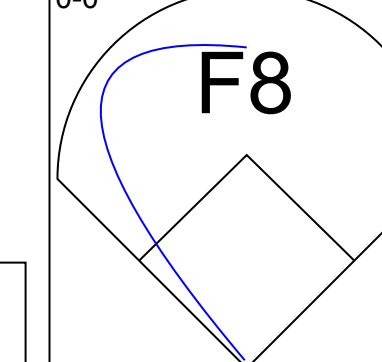
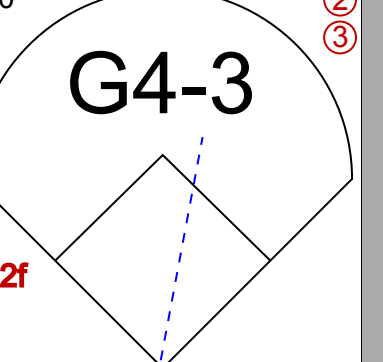

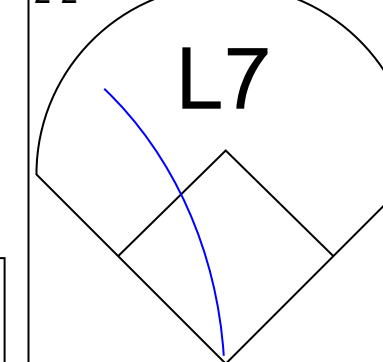
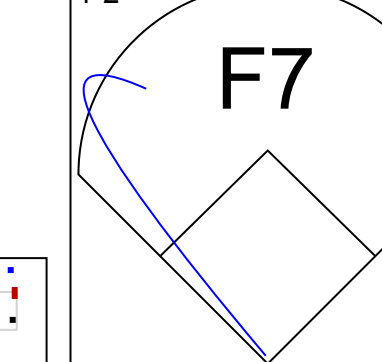
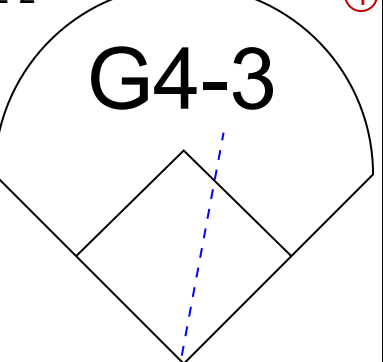


Batter	1	2	3	4	5	6	7	8	9	AB	R	H	RBI	BB	SO	LOB	BOTTOM								
24 Grady Sizemore, L OBP: 0.340, SLG: 0.452										3	1	0	0	2	0	1	New York Yankees @ Cleveland Indians Jacobs Field, Cleveland, OH Thu Aug 04 2005, 7:05 PM EDT Att: 40,048 - Cloudy - 86 F								
Coco Crisp, S OBP: 0.338, SLG: 0.435										4	1	1	0	0	2	2									
2 Johnny Peralta, R OBP: 0.353, SLG: 0.521										4	0	1	2	0	1	3									
48 Travis Hafner, L OBP: 0.417, SLG: 0.581										4	0	2	1	0	0	1									
41 Victor Martinez, S OBP: 0.351, SLG: 0.444										4	0	1	0	0	0	2									
Ronnie Belliard, R OBP: 0.330, SLG: 0.424										4	0	1	0	0	0	1									
Ben Broussard, L OBP: 0.311, SLG: 0.437										4	0	1	0	0	0	3									
Aaron Boone, R OBP: 0.289, SLG: 0.365										4	0	1	0	0	1	3									
Casey Blake, R OBP: 0.304, SLG: 0.401										3	1	1	0	1	1	1									
Inning Stats	R: 0 E: 0 K: 1 S: 9	H: 0 LOB: 0 BB: 0 P: 14	R: 0 E: 0 K: 0 S: 11	H: 1 LOB: 1 BB: 0 P: 17	R: 0 E: 0 K: 2 S: 10	H: 1 LOB: 2 BB: 1 P: 17	R: 0 E: 0 K: 1 S: 12	H: 2 LOB: 0 BB: 0 P: 19	R: 1 E: 0 K: 0 S: 10	H: 3 LOB: 1 BB: 0 P: 17	R: 0 E: 0 K: 0 S: 9	H: 1 LOB: 1 BB: 0 P: 15	R: 2 E: 0 K: 0 S: 11	H: 1 LOB: 1 BB: 2 P: 25	R: 0 E: 0 K: 0 S: 7	H: 0 LOB: 0 BB: 0 P: 8		R: 0 E: 0 K: 1 S: 8	H: 0 LOB: 0 BB: 0 P: 10	1B: 6 2B: 3 3B: 0 HR: 0	SF: 0 SAC: 1 DP: 1 HBP: 0	WP: 0 PB: 0 SB: 0 CS: 0	PA: 38		
PITCHER	IP	WLS	BF	H	R	ER	SO	BB	IBB	HBP	BLK	WP	HR	S	P	ERA	WHIP								
Shawn Chacon, R ERA: 3.72	6.0		27	8	2	2	4	2	0	0	1	0	0	1	104	3.00	1.667								
Alan Embree, L ERA: 7.98	0.1	H	2	0	0	0	0	1	0	0	0	0	0	3	9	0.00	3.000								
Tom Gordon, R ERA: 2.93	1.2	W	6	1	1	1	0	0	0	0	0	0	0	14	19	5.40	0.600								
42 Mariano Rivera, R ERA: 0.95	1.0	S	3	0	0	0	1	0	0	0	0	0	0	8	10	0.00	0.000								

AB 34
R 3
H 9
RBI 3
BB 3
SO 5
LOB 17



Batter	1	2	3	4	5	6	7	8	9	AB	R	H	RBI	BB	SO	LOB	TOP					
24 Grady Sizemore, L (1, 8) OBP: 0.342, SLG: 0.468										5	1	1	2	0	2	1	<p>Cleveland Indians @ Detroit Tigers Comerica Park, Detroit, MI Sun Aug 07 2005, 1:05 PM EDT Att: 34,553 - Sunny - 83 F</p> <p>livebaseballscores.com</p>					
Coco Crisp, S (1, 7) OBP: 0.338, SLG: 0.437										5	0	1	0	0	1	1						
2 Jhonny Peralla, R (1, 6) OBP: 0.365, SLG: 0.543										3	1	2	0	1	0	1						
48 Travis Hafner, L (1, 10) OBP: 0.421, SLG: 0.576										3	1	1	0	1	0	2						
Ronnie Belliard, R (1, 4)										4	1	1	3	0	0	2						
Jeff Liefer, L (1, 3) OBP: 0.243, SLG: 0.278										4	0	0	0	0	3	1						
Ben Broussard, L (8, 3) OBP: 0.313, SLG: 0.438										0	0	0	0	0	0	0						
Aaron Boone, R (1, 5) OBP: 0.285, SLG: 0.358										4	0	0	0	0	1	1						
Casey Blake, R (1, 9) OBP: 0.313, SLG: 0.427										4	1	2	1	0	0	0						
Josh Bard, S (1, 2) OBP: 0.250, SLG: 0.257										3	1	0	0	0	0	0						
Inning Stats	R: 0 E: 0 K: 1 S: 10	H: 1 LOB: 1 BB: 0 P: 17	R: 0 E: 0 K: 2 S: 9	H: 0 LOB: 0 BB: 0 P: 12	R: 0 E: 0 K: 1 S: 8	H: 0 LOB: 0 BB: 0 P: 13	R: 0 E: 0 K: 0 S: 9	H: 1 LOB: 1 BB: 0 P: 10	R: 3 E: 1 K: 1 S: 13	H: 3 LOB: 1 BB: 0 P: 19	R: 0 E: 0 K: 0 S: 11	H: 1 LOB: 0 BB: 0 P: 14	R: 0 E: 0 K: 0 S: 4	H: 0 LOB: 0 BB: 0 P: 5	R: 3 E: 0 K: 2 S: 12	H: 1 LOB: 0 BB: 2 P: 23	R: 0 E: 0 K: 0 S: 9	H: 1 LOB: 1 BB: 0 P: 12	1B: 4 2B: 1 3B: 0 HR: 3	SF: 0 SAC: 1 DP: 0 HBP: 0	WP: 1 PB: 0 SB: 0 CS: 0	PA: 38
PITCHER	IP	WLS	BF	H	R	ER	SO	BB	IBB	HBP	BLK	WP	HR	S	P	ERA	WHIP					
Jason Johnson, R (1, 1) ERA: 4.06	7.0		28	6	3	1	5	0	0	0	0	0	2	64	93	1.29	0.857					
Craig Dingman, R (8, 1) ERA: 1.54	0.1	H	2	0	1	1	1	1	0	0	0	0	0	4	9	27.00	3.000					
Vic Darenburg, L (8, 1) ERA: 5.79	0.0		1	0	0	0	1	0	0	0	0	0	0	2	6	∞	∞					
56 Fernando Rodney, R (8, 1) ERA: 2.19	1.2	L	7	2	2	2	1	0	0	0	0	1	1	15	20	10.80	1.200					

Batter	1	2	3	4	5	6	7	8	9	AB	R	H	RBI	BB	SO	LOB	BOTTOM				
14 Placido Polanco, R (1, 4) OBP: 0.393, SLG: 0.438										5	0	1	0	0	1	0	<p>Cleveland Indians @ Detroit Tigers Comerica Park, Detroit, MI Sun Aug 07 2005, 1:05 PM EDT Att: 34,553 - Sunny - 83 F</p> <p>livebaseballscores.com</p>				
15 Brandon Inge, R (1, 5) OBP: 0.351, SLG: 0.421										4	1	2	1	1	1	1					
31 Chris Shelton, R (1, 3) OBP: 0.392, SLG: 0.533										3	0	0	0	2	2	2					
30 Magglio Ordonez, R (1, 9) OBP: 0.372, SLG: 0.489										4	0	0	0	1	0	2					
Rondell White, R (1, 10) OBP: 0.341, SLG: 0.463										5	1	2	0	0	1	3					
Ivan Rodriguez, R (1, 2) OBP: 0.302, SLG: 0.458										4	1	0	0	0	1	2					
Craig Monroe, R (1, 7) OBP: 0.336, SLG: 0.443										3	0	2	1	0	1	2					
John McDonald, R (1, 6) OBP: 0.333, SLG: 0.321										4	1	1	0	0	0	4					
Nook Logan, S (1, 8) OBP: 0.322, SLG: 0.361										4	1	1	1	0	0	0					
Inning Stats	R: 0 E: 0 K: 2 S: 10	H: 1 LOB: 1 BB: 0 P: 16	R: 5 E: 2 K: 0 S: 12	H: 4 LOB: 1 BB: 1 P: 21	R: 0 E: 0 K: 0 S: 12	H: 1 LOB: 1 BB: 0 P: 16	R: 0 E: 0 K: 1 S: 16	H: 1 LOB: 2 BB: 0 P: 25	R: 0 E: 0 K: 0 S: 8	H: 0 LOB: 3 BB: 3 P: 13	R: 0 E: 0 K: 1 S: 5	H: 1 LOB: 0 BB: 0 P: 6	R: 0 E: 0 K: 0 S: 8	H: 0 LOB: 0 BB: 0 P: 11	R: 0 E: 0 K: 2 S: 9	H: 0 LOB: 0 BB: 0 P: 16		1B: 8 2B: 0 3B: 0 HR: 1	SF: 1 SAC: 0 DP: 1 HBP: 0	WP: 0 PB: 0 SB: 1 CS: 0	PA: 41
PITCHER	IP	WLS	BF	H	R	ER	SO	BB	IBB	HBP	BLK	WP	HR	S	P	ERA	WHIP				
Scott Elarton, R (1, 1) ERA: 4.41	5.2		31	8	5	1	4	4	0	0	0	0	0	7	69	1.59	2.118				
David Riske, R (6, 1) ERA: 2.99	1.1	W	4	1	0	0	1	0	0	0	0	0	0	7	8	0.00	0.750				
Bob Howry, R (8, 1) ERA: 3.28	1.0	H	3	0	0	0	0	0	0	0	0	0	0	8	11	0.00	0.000				
Bob Wickman, R (9, 1) ERA: 3.02	1.0	S	3	0	0	0	2	0	0	0	0	0	0	9	16	0.00	0.000				

Batter	1	2	3	4	5	6	7	8	9	AB	R	H	RBI	BB	SO	LOB	TOP										
24 Grady Sizemore, L (1,8) OBP: 0.342, SLG: 0.468	F7		L9		G4-3		P4			6	2	2	2	0	0	0	Cleveland Indians @ Kansas City Royals Kauffman Stadium, Kansas City, MO Tue Aug 09 2005, 7:10 PM CDT Att: 15,182 - Clear - 94 F										
Coco Crisp, S (1,7) OBP: 0.343, SLG: 0.447	G3-1		2B		F8			G4-3		5	4	3	1	1	0	0											
2 Johnny Perella, R (1,6) OBP: 0.364, SLG: 0.548	G6-3		1B		K			G4-3		6	1	2	4	0	2	2											
48 Travis Hafner, L (1,10) OBP: 0.422, SLG: 0.580	G6-3		K		1B			BB		5	1	2	0	1	2	2											
41 Victor Martinez, S (1,2) OBP: 0.355, SLG: 0.447	1B		1B		FC3-6			E6		5	0	3	2	0	1	2											
Ramón Vázquez, L (9, PR) OBP: 0.235, SLG: 0.246	1B		1B		1B			BB		0	0	0	0	0	0	0											
Josh Bard, S (9, 2) OBP: 0.250, SLG: 0.257	1B		1B		FC6-4			FC6-4		0	0	0	0	0	0	0											
Ronnie Belliard, R (1,4) OBP: 0.326, SLG: 0.424	1B		1B		FC3-6			K		5	1	2	1	0	1	4											
Ben Broussard, L (1,3) OBP: 0.237, SLG: 0.270	F7		P5		1B			K		3	0	0	0	1	1	5											
Jeff Liefer, L (9, PH) OBP: 0.237, SLG: 0.270	F7		P5		1B			BB		1	1	0	0	0	0	0											
Aaron Boone, R (1,5) OBP: 0.286, SLG: 0.362	1B		FC6-4		FC6-4			F8		5	1	2	1	0	0	4											
Casey Blake, R (1,9) OBP: 0.314, SLG: 0.428	K		1B		1B			P4		4	2	1	0	1	2	3											
G5-3								K		4	2	1	0	1	2	3											
Inning Stats	R: 0 E: 0 K: 0 S: 8	H: 0 LOB: 0 BB: 0 P: 12	R: 0 E: 0 K: 1 S: 11	H: 3 LOB: 3 BB: 0 P: 14	R: 1 E: 0 K: 1 S: 7	H: 2 LOB: 0 BB: 0 P: 11	R: 0 E: 0 K: 0 S: 9	H: 1 LOB: 1 BB: 0 P: 11	R: 0 E: 0 K: 0 S: 4	H: 0 LOB: 0 BB: 0 P: 5	R: 0 E: 0 K: 3 S: 15	H: 2 LOB: 2 BB: 0 P: 23	R: 0 E: 0 K: 1 S: 8	H: 0 LOB: 0 BB: 0 P: 16	R: 1 E: 1 K: 1 S: 12	H: 1 LOB: 3 BB: 2 P: 26	R: 11 E: 2 K: 2 S: 30	H: 8 LOB: 1 BB: 2 P: 48	1B: 9 2B: 6 3B: 1 HR: 1	SF: 0 SAC: 0 DP: 0 HBP: 0	WP: 0 PB: 0 CS: 0	PA: 49					
PITCHER	IP	WLS	BF	H	R	ER	SO	BB	IBB	HBP	BLK	WP	HR	S	P	ERA	WHIP										
Mike Wood, R (1,1) ERA: 3.82	5.2		24	8	1	1	4	0	0	0	0	0	0	50	71	1.59	1.412										
Andrew Sisco, L (6,1) ERA: 2.43	1.1		4	0	0	0	2	0	0	0	0	0	0	12	21	0.00	0.000										
Jeremy Affeldt, L (8,1) ERA: 4.38	0.1		4	1	1	1	0	1	0	0	0	0	0	6	12	27.00	6.000										
Ambiorix Burgos, R (8,1) ERA: 4.17	0.2	H	3	0	0	0	1	1	0	0	0	0	0	6	14	0.00	1.500										
Mike MacDougal, R (9,1) ERA: 4.21	0.2	L	9	6	8	6	1	0	0	0	0	0	0	19	26	81.00	9.000										

AB 45
R 13
H 17
RBI 11
BB 4
SO 9
LOB 22



Batter	1	2	3	4	5	6	7	8	9	AB	R	H	RBI	BB	SO	LOB	BOTTOM										
9 David DeJesus, L (1,8) OBP: 0.346, SLG: 0.421	F8		K		F7			G6-4-3		5	0	0	0	0	1	4	Cleveland Indians @ Kansas City Royals Kauffman Stadium, Kansas City, MO Tue Aug 09 2005, 7:10 PM CDT Att: 15,182 - Clear - 94 F										
Chip Ambres, R (1,7) OBP: 0.419, SLG: 0.579	K		2B		G6-3			F8		5	1	1	0	0	2	1											
29 Mike Sweeney, R (1,3) OBP: 0.348, SLG: 0.553	BB		HR		F9			G4-3		4	2	1	3	1	0	0											
Matt Stairs, L (1,10) OBP: 0.369, SLG: 0.452	4B		1B		F7			F7		0	0	0	0	1	0	0											
Joe McEwing, R (2, PH) OBP: 0.277, SLG: 0.319	1B		1B		F7			P5		2	1	0	0	1	0	0											
Terrence Long, L (9, PH) OBP: 0.308, SLG: 0.387	BB		BB		2B			F7		1	0	0	0	0	0	0											
Emil Brown, R (1,9) OBP: 0.344, SLG: 0.443	1B		G6-3		G6-3			G6-3		4	0	2	2	0	0	0											
4 Angel Berroa, R (1,6) OBP: 0.302, SLG: 0.374	1B		2B		P4			HR		4	2	3	1	0	0	1											
24 Mark Teahen, L (1,5) OBP: 0.312, SLG: 0.368	F7		1B		L8			BB		3	0	1	0	1	0	4											
14 John Buck, R (1,2) OBP: 0.280, SLG: 0.366	2B		1B		K			F8		4	1	2	0	0	1	3											
Donnie Murphy, R (1,4) OBP: 0.306, SLG: 0.349	F9		F7		FC2-6			BB		3	0	0	0	1	0	3											
Inning Stats	R: 1 E: 0 K: 1 S: 13	H: 2 LOB: 3 BB: 2 P: 25	R: 3 E: 0 K: 1 S: 12	H: 3 LOB: 0 BB: 0 P: 15	R: 1 E: 0 K: 1 S: 13	H: 2 LOB: 1 BB: 0 P: 20	R: 0 E: 0 K: 0 S: 7	H: 0 LOB: 0 BB: 0 P: 11	R: 1 E: 0 K: 0 S: 7	H: 1 LOB: 1 BB: 1 P: 15	R: 0 E: 0 K: 0 S: 9	H: 1 LOB: 1 BB: 0 P: 12	R: 0 E: 0 K: 0 S: 6	H: 0 LOB: 0 BB: 0 P: 9	R: 1 E: 0 K: 0 S: 7	H: 1 LOB: 1 BB: 2 P: 17	R: 0 E: 0 K: 1 S: 8	H: 0 LOB: 0 BB: 0 P: 10	1B: 5 2B: 3 3B: 0 HR: 2	SF: 0 SAC: 0 DP: 1 HBP: 0	WP: 1 PB: 0 CS: 0	PA: 40					
PITCHER	IP	WLS	BF	H	R	ER	SO	BB	IBB	HBP	BLK	WP	HR	S	P	ERA	WHIP										
31 Cliff Lee, L (1,1) ERA: 4.26	5.0		25	8	6	3	3	0	0	0	0	0	1	19	35	3.86	1.714										
Brian Tallet, L (6,1) ERA: 3.66	2.1		11	2	1	1	0	2	0	0	0	0	1	19	35	3.86	1.714										
Scott Sauerbeck, L (8,1) ERA: 3.14	0.2	W	1	0	0	0	0	0	0	0	0	0	0	3	3	0.00	0.000										
Bob Howry, R (9,1) ERA: 3.21	1.0		3	0	0	0	1	0	0	0	0	0	0	8	10	0.00	0.000										

AB 35
R 7
H 10
RBI 6
BB 5
SO 4
LOB 16



Batter	1	2	3	4	5	6	7	8	9	AB	R	H	RBI	BB	SO	LOB	TOP								
24 Grady Sizemore, L OBP: 0.348, SLG: 0.479 (1, 8)	4-2 1B BB	3-1 1-H 2-H 3-H HR		4-0 1-2 BB		2-0 G4-3 2-H 1B		3-1 1B 1-3		3	1	3	5	2	0	0									
Coco Crisp, S OBP: 0.343, SLG: 0.446 (1, 7)	0-1 1B	0-0 P5		2-2 G1-6-3 1-2		1-2 G4-3		2-1 1B 1-3		5	0	2	1	0	0	3									
2 Johnny Perella, R OBP: 0.362, SLG: 0.543 (1, 6)	3-2 K	1-2 1B			0-0 F8	1-1 L9		1-3 K		5	0	1	0	0	2	5									
48 Travis Hafner, L OBP: 0.419, SLG: 0.574 (1, 10)	1-3 K	2-3 K			2-2 41 1B		1-0 G3-1		2-1 G4-3	5	0	1	0	0	2	3									
41 Victor Martinez, S OBP: 0.355, SLG: 0.445 (1, 2)	0-0 L7		4-2 BB		0-0 1B		0-1 G4-3		0-1 G4-3	4	0	1	0	1	0	2									
Ronnie Belliard, R OBP: 0.324, SLG: 0.420 (1, 4)		2-2 F8	1-2 G4-6-3		3-3 K		0-1 G5-3		4-0 BB	4	0	0	0	1	1	3									
Jeff Liefer, L OBP: 0.236, SLG: 0.268 (1, 3)		0-0 BB	3-1 G4-3		1-2 G3-1			0-0 G4-3	4	1	1	0	0	0	2										
Ben Broussard, L OBP: 0.314, SLG: 0.434 (8, 3)		24 HR						1-2 BB	0	0	0	0	1	0	0										
Aaron Boone, R OBP: 0.288, SLG: 0.362 (1, 5)		3-1 24 HR			2-0 24 WP		2-2 F7		1-3 K	5	1	2	0	0	1	2									
Casey Blake, R OBP: 0.318, SLG: 0.433 (1, 9)		4-1 24 HR		2-3 K		1-2 24 1B		3-2 24 1B		3	3	2	0	1	1										
Inning Stats	R: 0 E: 0 K: 2 S: 14	H: 1 LOB: 2 BB: 1 P: 22	R: 4 E: 0 K: 1 S: 18	H: 4 LOB: 1 BB: 33	R: 0 E: 0 K: 0 S: 14	H: 0 LOB: 0 BB: 1 P: 22	R: 0 E: 0 K: 1 S: 7	H: 1 LOB: 1 BB: 1 P: 17	R: 0 E: 0 K: 1 S: 13	H: 2 LOB: 2 BB: 0 P: 19	R: 1 E: 0 K: 0 S: 12	H: 2 LOB: 1 BB: 0 P: 19	R: 0 E: 0 K: 0 S: 5	H: 0 LOB: 0 BB: 0 P: 6	R: 1 E: 0 K: 1 S: 15	H: 3 LOB: 2 BB: 0 P: 26	R: 0 E: 0 K: 1 S: 9	H: 0 LOB: 2 BB: 2 P: 20	1B: 11 2B: 1 3B: 0 HR: 1	SF: 0 SAC: 0 DP: 2 HBP: 0	WP: 1 PB: 0 SB: 0 CS: 0	PA: 44			
PITCHER	IP	WLS	BF	H	R	ER	SO	BB	IBB	HBP	BLK	WP	HR	S	P	ERA	WHIP								
23 Zack Greinke, R ERA: 6.09 (1, 1)	4.1	L	22	7	4	4	4	4	0	0	0	1	1	57	100	8.31	2.538								
Shawn Camp, R ERA: 6.64 (5, 1)	3.2		17	6	2	2	2	0	0	0	0	0	0	41	64	4.91	1.636								
Jeremy Affeldt, L ERA: 4.21 (9, 1)	1.0		5	0	0	0	1	2	0	0	0	0	0	9	20	0.00	2.000								

Cleveland Indians @ Kansas City Royals
Kauffman Stadium, Kansas City, MO
Wed Aug 10 2005, 7:10 PM CDT
Att: 16,061 - Partly Cloudy - 96 F

AB 38
R 6
H 13
RBI 6
BB 6
SO 7
LOB 21



Batter	1	2	3	4	5	6	7	8	9	AB	R	H	RBI	BB	SO	LOB	BOTTOM								
9 David DeJesus, L OBP: 0.348, SLG: 0.426 (1, 8)	1-1 F9		2-2 2-H 2B		0-1 2B		3-1 F8			4	0	2	1	0	0	0									
Chip Ambres, R OBP: 0.383, SLG: 0.524 (1, 7)	3-1 F9		1-3 K		2-2 L7		1-3 K			4	0	0	0	0	2	3									
29 Mike Sweeney, R OBP: 0.347, SLG: 0.548 (1, 10)	0-3 K			2-0 F7	4-0 IBB			1-1 G6-3		3	0	0	0	1	1	0									
Emil Brown, R OBP: 0.343, SLG: 0.440 (1, 9)		1-1 G4-3		3-2 4 1B	3-2 L4			2-3 K		4	0	1	0	0	1	3									
4 Angel Berroa, R OBP: 0.302, SLG: 0.372 (1, 6)		1-3 K		1-2 1B		1-2 L6		0-0 F7		4	0	1	0	0	1	0									
14 John Buck, R OBP: 0.280, SLG: 0.364 (1, 2)		3-2 F8		0-3 K		0-0 1B			1-1 G4-3	4	0	1	0	0	1	2									
24 Mark Teahen, L OBP: 0.308, SLG: 0.363 (1, 5)			1-3 K	3-2 L7		0-2 L7			0-0 G4-3	4	0	0	0	0	1	3									
Donnie Murphy, R OBP: 0.302, SLG: 0.362 (1, 4)			0-0 9 2B		0-3 K	0-1 G5-3			3-2 F7	4	1	1	0	0	1	1									
Joe McEwing, R OBP: 0.279, SLG: 0.319 (1, 3)		2-2 F9		0-2 9 2B		0-2 F8				3	0	1	0	0	0	1									
Inning Stats	R: 0 E: 0 K: 1 S: 7	H: 0 LOB: 0 BB: 0 P: 11	R: 0 E: 0 K: 1 S: 9	H: 0 LOB: 0 BB: 0 P: 14	R: 1 E: 0 K: 2 S: 14	H: 2 LOB: 1 BB: 0 P: 20	R: 0 E: 0 K: 1 S: 14	H: 2 LOB: 2 BB: 0 P: 23	R: 0 E: 0 K: 0 S: 9	H: 1 LOB: 1 BB: 0 P: 10	R: 0 E: 0 K: 1 S: 10	H: 0 LOB: 0 BB: 0 P: 14	R: 0 E: 0 K: 1 S: 6	H: 0 LOB: 0 BB: 0 P: 9	R: 0 E: 0 K: 0 S: 7	H: 0 LOB: 0 BB: 0 P: 11	1B: 4 2B: 3 3B: 0 HR: 0	SF: 0 SAC: 0 DP: 0 HBP: 0	WP: 0 PB: 0 SB: 1 CS: 0	PA: 35					
PITCHER	IP	WLS	BF	H	R	ER	SO	BB	IBB	HBP	BLK	WP	HR	S	P	ERA	WHIP								
CC Sabathia, L ERA: 5.1 (1, 1)	6.0	W	26	7	1	1	6	0	0	0	0	0	0	70	104	1.50	1.167								
63 Rafael Betancourt, R ERA: 2.76 (7, 1)	2.0		6	0	0	0	2	0	0	0	0	0	0	16	23	0.00	0.000								
David Riske, R ERA: 2.91 (9, 1)	1.0		3	0	0	0	0	0	0	0	0	0	0	7	11	0.00	0.000								

Cleveland Indians @ Kansas City Royals
Kauffman Stadium, Kansas City, MO
Wed Aug 10 2005, 7:10 PM CDT
Att: 16,061 - Partly Cloudy - 96 F

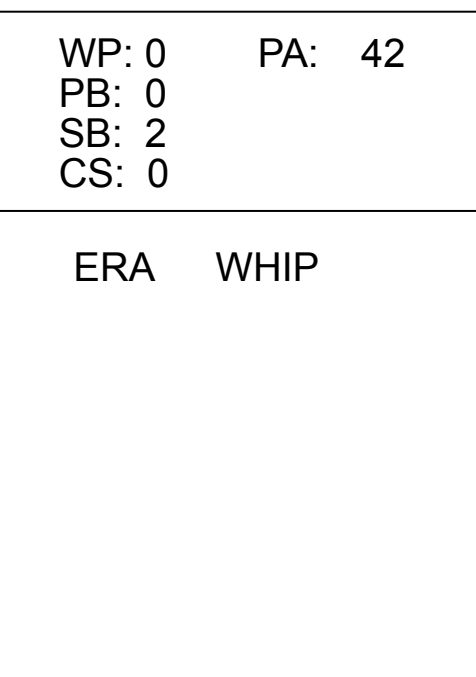
AB 34
R 1
H 7
RBI 1
BB 1
SO 8
LOB 13



Batter	1	2	3	4	5	6	7	8	9	AB	R	H	RBI	BB	SO	LOB	TOP				
Julio Lugo, R OBP: 0.357, SLG: 0.392	G6-3	SF8 1B	G6-3		K			L5		5	1	1	1	0	1	2					
13 Carl Crawford, L OBP: 0.318, SLG: 0.456	F7	P5		G1-3		K		G4-3		5	0	0	0	0	1	3					
3 Jorge Cantu, R OBP: 0.314, SLG: 0.475	E7	1B		HR		1B		F8		5	1	3	3	0	0	0					
Aubrey Huff, L OBP: 0.321, SLG: 0.432	F9	SF8		1B		K			F7	4	0	1	1	0	1	2					
Toby Hall, R OBP: 0.320, SLG: 0.391										0	0	0	0	0	0	0					
31 Jonny Gomes, R OBP: 0.358, SLG: 0.547					F7				F9	5	1	1	0	0	2	3					
Travis Lee, L OBP: 0.322, SLG: 0.401				G4-3					L9	5	2	3	1	0	0	1					
Alex Gonzalez, R OBP: 0.323, SLG: 0.413		E6 1B		G1-3		G3-6-3 1B		K		4	1	1	1	0	1	2					
Pete Laforest, L OBP: 0.310, SLG: 0.346										3	1	0	0	1	1	2					
Damon Hollins, R OBP: 0.319, SLG: 0.458				G4-3		G3-6-3		K		0	0	0	0	0	0	0					
Joey Gathright, L OBP: 0.333, SLG: 0.368								G1-3		3	1	2	1	1	0	1					
Inning Stats	R: 0 H: 0 E: 1 K: 0 S: 9	H: 0 R: 0 ER: 0 SO: 11	R: 6 H: 4 E: 1 K: 1 S: 22	H: 4 R: 0 ER: 0 SO: 40	R: 1 H: 2 E: 1 K: 0 S: 9	H: 2 R: 0 ER: 0 SO: 14	R: 1 H: 2 E: 0 K: 0 S: 15	H: 2 R: 0 ER: 0 SO: 22	R: 0 H: 2 E: 0 K: 1 S: 7	H: 2 R: 0 ER: 0 SO: 10	R: 0 H: 1 E: 0 K: 3 S: 10	H: 1 R: 0 ER: 0 SO: 11	R: 0 H: 1 E: 0 K: 2 S: 15	H: 0 R: 0 ER: 0 SO: 9	R: 0 H: 0 E: 0 K: 0 S: 11	H: 0 R: 0 ER: 0 SO: 16	1B: 10 2B: 0 3B: 0 HR: 2	SF: 1 2B: 0 3B: 0 HBP: 0	WP: 0 PB: 0 SB: 2 CS: 0	PA: 42	
PITCHER	IP	WLS	BF	H	R	ER	SO	BB	IBB	HBP	BLK	WP	HR	S	P	ERA	WHIP				
37 Jake Westbrook, R ERA: 4.7	4.0	L	24	8	8	6	1	2	0	0	0	0	2	55	87	13.50	2.500				
Fernando Cabrera, R ERA: 1.35	4.0		15	4	0	0	6	0	0	0	0	0	0	38	48	0.00	1.000				
David Riske, R ERA: 2.86	1.0		3	0	0	0	0	0	0	0	0	0	0	11	16	0.00	0.000				

Tampa Bay Devil Rays @ Cleveland Indians
Jacobs Field, Cleveland, OH
Fri Aug 12 2005, 7:05 PM EDT
Att: 22,597 - Partly Cloudy - 90 F

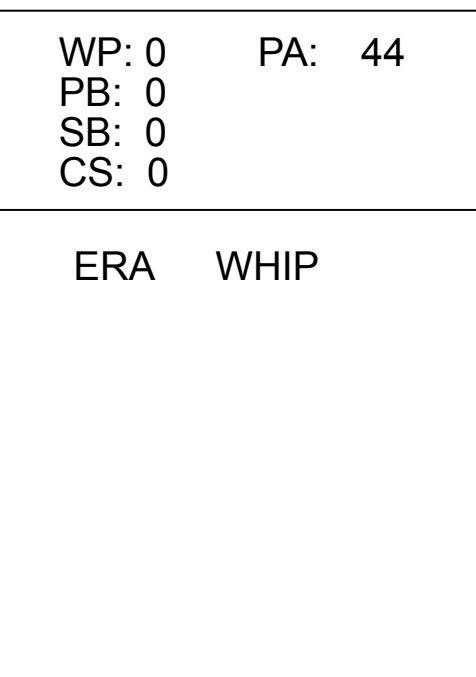
AB 39
R 8
H 12
RBI 8
BB 2
SO 7
LOB 16



Batter	1	2	3	4	5	6	7	8	9	AB	R	H	RBI	BB	SO	LOB	BOTTOM					
24 Grady Sizemore, L OBP: 0.349, SLG: 0.481	1B 2B	F7		G6-3		2B		G5-3 1B		5	1	3	1	0	0	0						
Coco Crisp, S OBP: 0.343, SLG: 0.445	41 1B 2B	G5-3 BB		2B		L8		G5-3		4	2	2	0	1	0	2						
2 Jhonny Perella, R OBP: 0.364, SLG: 0.539	41 1B 2B	G5-3		48 E 1B		G1-6-3 1B		F8		5	1	3	1	0	0	2						
48 Travis Hafner, L OBP: 0.420, SLG: 0.567	K			E4 41 G6-4-3 1B		G1-6-3			41 1B 1B	4	1	1	1	1	1	5						
41 Victor Martinez, S OBP: 0.357, SLG: 0.445	2B	G6-3		G6-4-3		G6-3			FC1-5 1B	5	0	2	0	0	0	4						
Ramón Vázquez, L OBP: 0.235, SLG: 0.246	1B								1B	0	0	0	0	0	0	0						
José Hernández, R OBP: 0.286, SLG: 0.367	P4					L7			FC1-5 1B	4	0	0	0	0	0	3						
Jeff Liefer, L OBP: 0.261, SLG: 0.356						G6-3			FC1-5 1B	1	0	1	1	0	0	0						
Ronnie Belliard, R OBP: 0.328, SLG: 0.432	2B			2B		K			FC1-5 1B	5	0	3	2	0	1	2						
Aaron Boone, R OBP: 0.291, SLG: 0.364	BB			K		G6-3 1B			G6-4-3	4	1	2	0	1	1	3						
Casey Blake, R OBP: 0.312, SLG: 0.423	F9					G6-3			P6	4	0	0	0	0	1	7						
Inning Stats	R: 3 H: 5 E: 0 K: 1 S: 23	H: 5 R: 0 ER: 0 SO: 34	R: 0 H: 0 E: 0 K: 0 S: 9	H: 0 R: 0 ER: 0 SO: 22	R: 0 H: 1 E: 0 K: 2 S: 12	H: 1 R: 0 ER: 0 SO: 16	R: 1 H: 2 E: 1 K: 0 S: 11	H: 2 R: 0 ER: 0 SO: 14	R: 0 H: 2 E: 0 K: 0 S: 8	H: 2 R: 0 ER: 0 SO: 13	R: 0 H: 2 E: 0 K: 0 S: 5	H: 2 R: 0 ER: 0 SO: 7	R: 0 H: 0 E: 0 K: 1 S: 9	H: 0 R: 0 ER: 0 SO: 12	R: 1 H: 2 E: 0 K: 0 S: 14	H: 2 R: 0 ER: 0 SO: 23	R: 1 H: 3 E: 0 K: 0 S: 7	H: 3 R: 0 ER: 0 SO: 12	1B: 10 2B: 7 3B: 0 HR: 0	SF: 0 2B: 7 3B: 0 HBP: 0	WP: 0 PB: 0 SB: 0 CS: 0	PA: 44
PITCHER	IP	WLS	BF	H	R	ER	SO	BB	IBB	HBP	BLK	WP	HR	S	P	ERA	WHIP					
Mark Hendrickson, L ERA: 6.77	5.1	W	30	12	4	4	3	3	0	0	0	0	0	7	8	6.75	2.812					
Trevor Miller, L ERA: 3.9	1.1	H	3	0	0	0	0	0	0	0	0	0	0	7	11	27.00	3.000					
Travis Harper, R ERA: 7.48	0.1		2	1	1	1	1	0	0	0	0	0	0	7	11	0.00	1.000					
Joe Borowski, R ERA: 2.96	1.0		4	1	0	0	0	0	0	0	0	0	0	11	18	0.00	1.000					
Danyal Baez, R ERA: 2.96	1.0	S	5	3	1	1	0	0	0	0	0	0	0	7	12	9.00	3.000					

Tampa Bay Devil Rays @ Cleveland Indians
Jacobs Field, Cleveland, OH
Fri Aug 12 2005, 7:05 PM EDT
Att: 22,597 - Partly Cloudy - 90 F

AB 41
R 6
H 17
RBI 6
BB 3
SO 4
LOB 28



Batter	1	2	3	4	5	6	7	8	9	AB R H RBI BB SO LOB	TOP											
Julio Lugo, R (1.6) OBP: 0.355, SLG: 0.397	0-1 HR		0-0 F9	1-3 K		1-0 F9		1-0 L1-3		5 1 1 1 0 1 5	Tampa Bay Devil Rays @ Cleveland Indians Jacobs Field, Cleveland, OH Sat Aug 13 2005, 7:05 PM EDT Att: 34,765 - Overcast - 79 F											
13 Carl Crawford, L (1.7) OBP: 0.317, SLG: 0.455	1-0 F7		0-0 3 HR	0-0 G3-1		2-1 G4-3		1-0 G4-3		5 1 1 0 0 0 4												
3 Jorge Cantu, R (1.4) OBP: 0.317, SLG: 0.493	2-2 G5-3		1-1 2B		1-2 G6-3		0-0 HR	1-2 1B 31 SF9		5 3 3 3 0 0 0												
Aubrey Huff, L (1.9) OBP: 0.324, SLG: 0.442	1-1 HR		3-3 K		3-0 FC5-4 31 BB		0-0 G3	1-0 1B		5 1 3 1 0 1 0												
31 Jonny Gomes, R (1.10) OBP: 0.363, SLG: 0.562	1-1 F9			4-2 SH 1B BB	4-0 FC5-4 BB		3-1 HR	0-0 SF9		2 2 1 2 2 0 0												
Travis Lee, L (1.3) OBP: 0.340, SLG: 0.397		3-1 G6-3		0-1 1B SH	0-1 FC5-4		0-3 K	3-H 2-1 G3		5 0 1 0 0 1 3												
Alex Gonzalez, R (1.5) OBP: 0.323, SLG: 0.412		1-1 G4-6-3 1B		0-0 SH 1B	1-1 F8		1-1 F8			3 0 1 0 0 0 2												
Pete Laforest, L (1.2) OBP: 0.273, SLG: 0.300		1-1 G4-6-3		3-3 K		1-2 G4-3		2-0 G4-3		4 0 0 0 0 1 4												
Joey Gathright, L (1.8) OBP: 0.347, SLG: 0.391			1-2 G6-3	0-0 1B		0-0 F9		0-0 L1-3		4 0 3 1 0 0 0												
Inning Stats	R: 2 E: 0 K: 0 S: 10	H: 2 LOB: 0 BB: 0 P: 15	R: 0 E: 0 K: 0 S: 6	H: 1 LOB: 0 BB: 0 P: 11	R: 2 E: 0 K: 1 S: 10	H: 2 LOB: 0 BB: 0 P: 15	R: 1 E: 0 K: 2 S: 13	H: 2 LOB: 3 BB: 1 P: 21	R: 0 E: 0 K: 0 S: 8	H: 1 LOB: 2 BB: 1 P: 17		R: 0 E: 0 K: 1 S: 8	H: 1 LOB: 1 BB: 0 P: 12	R: 2 E: 0 K: 1 S: 9	H: 2 LOB: 0 BB: 0 P: 13	R: 0 E: 0 K: 0 S: 3	H: 1 LOB: 0 BB: 0 P: 6	R: 1 E: 0 K: 0 S: 8	H: 2 LOB: 1 BB: 0 P: 13	1B: 6 2B: 4 3B: 0 HR: 5	SF: 1 SAC: 1 DP: 2 HBP: 0	WP: 0 PB: 0 CS: 0
PITCHER	IP WLS BF H R ER SO BB IBB HBP BLK WP HR S P ERA WHIP											PITCHER	IP WLS BF H R ER SO BB IBB HBP BLK WP HR S P ERA WHIP									
Scott Elarton, R (1.1) ERA: 4.58	3.0 L 13 5 4 4 1 0 0 0 0 0 3 26 41 12.00 1.667																					
Jeremy Guthrie, R (4.1) ERA: 6.0	6.0 29 9 4 4 3 2 0 0 0 0 2 49 82 6.00 1.833																					

Batter	1	2	3	4	5	6	7	8	9	AB R H RBI BB SO LOB	BOTTOM											
24 Grady Sizemore, L (1.8) OBP: 0.350, SLG: 0.486	4-1 G3 S BB		3-2 K		1-2 P5		2-2 F7		0-1 HR	4 1 1 1 1 1 2	Tampa Bay Devil Rays @ Cleveland Indians Jacobs Field, Cleveland, OH Sat Aug 13 2005, 7:05 PM EDT Att: 34,765 - Overcast - 79 F											
Coco Crisp, S (1.7) OBP: 0.344, SLG: 0.445	2-2 G3		1-0 L7			4-2 48 2B BB	2-0 2B	0-1 G5-3		4 1 1 0 1 0 2												
2 Johnny Perella, R (1.6) OBP: 0.362, SLG: 0.534	2-1 F9			1-2 F9		0-3 K	1-3 K	2-0 1B		5 0 1 0 0 2 4												
48 Travis Hafner, L (1.10) OBP: 0.417, SLG: 0.565	1-2 F7			2-3 K		2-2 1-H 2B		0-0 L7		5 0 1 1 0 2 2												
41 Victor Martinez, S (1.2) OBP: 0.363, SLG: 0.449		1-2 G4-6-3 1B		1-0 1B		4-2 BB		1-0 2B 1B		3 0 3 0 1 0 0												
Ronnie Belliard, R (1.4) OBP: 0.329, SLG: 0.435		0-0 F9		1-1 1B		0-1 F7		3-2 1B		4 0 2 0 0 0 3												
Jeff Liefer, L (1.3) OBP: 0.240, SLG: 0.327		1-1 G4-6-3		1-2 G3		1-3 K		1-3 K		4 0 0 0 0 2 7												
Aaron Boone, R (1.5) OBP: 0.291, SLG: 0.362			1-1 F8		0-3 K		0-0 FC6-4 1B	1-3 K		4 0 1 0 0 2 2												
Casey Blake, R (1.9) OBP: 0.314, SLG: 0.423			4-2 HBP		1-2 P6		0-1 FC6-4 2B	1-2 F8		0 0 0 0 0 0 0												
Ben Broussard, L (5.3) OBP: 0.311, SLG: 0.429										3 0 0 0 0 0 1												
Inning Stats	R: 0 E: 0 K: 0 S: 9	H: 0 LOB: 1 BB: 1 P: 18	R: 0 E: 0 K: 0 S: 6	H: 1 LOB: 0 BB: 0 P: 8	R: 0 E: 0 K: 1 S: 11	H: 0 LOB: 1 BB: 0 P: 20	R: 0 E: 0 K: 1 S: 16	H: 2 LOB: 2 BB: 0 P: 22	R: 0 E: 0 K: 1 S: 11	H: 0 LOB: 0 BB: 0 P: 13	R: 1 E: 0 K: 2 S: 16	H: 1 LOB: 2 BB: 2 P: 27	R: 0 E: 0 K: 1 S: 10	H: 2 LOB: 2 BB: 0 P: 15	R: 0 E: 0 K: 3 S: 15	H: 2 LOB: 0 BB: 0 P: 24	R: 1 E: 0 K: 0 S: 9	H: 2 LOB: 1 BB: 0 P: 12	1B: 6 2B: 3 3B: 0 HR: 1	SF: 0 SAC: 0 DP: 1 HBP: 1	WP: 0 PB: 0 CS: 0	PA: 40
PITCHER	IP WLS BF H R ER SO BB IBB HBP BLK WP HR S P ERA WHIP											PITCHER	IP WLS BF H R ER SO BB IBB HBP BLK WP HR S P ERA WHIP									
37 Seth McClung, R (1.1) ERA: 7.17	5.1 W 23 4 1 1 4 3 0 0 0 0 0 64 102 1.69 1.312																					
54 Chad Orvella, R (6.1) ERA: 3.96	2.2 H 12 4 0 0 5 0 0 0 0 0 0 30 45 0.00 1.500																					
Trever Miller, L (9.1) ERA: 4.06	1.0 5 2 1 1 0 0 0 0 0 0 0 9 12 9.00 2.000																					

Batter	1	2	3	4	5	6	7	8	9	AB	R	H	RBI	BB	SO	LOB	TOP
Gary Matthews, S (1, 8) OBP: 0.339, SLG: 0.492										3	0	1	0	1	1	0	
10 Michael Young, R (1, 6) OBP: 0.379, SLG: 0.500										3	1	1	0	1	0	3	
23 Mark Teixeira, S (1, 3) OBP: 0.354, SLG: 0.529										4	0	1	1	0	1	2	
Alfonso Soriano, R (1, 4) OBP: 0.326, SLG: 0.546										4	0	1	0	0	0	2	
Kevin Mench, R (1, 7) OBP: 0.341, SLG: 0.502										4	0	1	0	0	0	3	
Phil Nevin, R (1, 10) OBP: 0.294, SLG: 0.386										4	0	0	0	0	2	1	
9 Hank Blalock, L (1, 5) OBP: 0.337, SLG: 0.474										4	0	1	0	0	2	0	
Mark DeRosa, R (1, 9) OBP: 0.293, SLG: 0.384										4	0	1	0	0	0	1	
Rod Barajas, R (1, 2) OBP: 0.318, SLG: 0.446										2	1	1	1	0	0	1	
Inning Stats	R: 1 E: 0 K: 1 S: 18	H: 2 LOB: 1 BB: 0 P: 27	R: 0 E: 0 K: 1 S: 10	H: 1 LOB: 1 BB: 0 P: 14	R: 0 E: 0 K: 0 S: 12	H: 0 LOB: 0 BB: 1 P: 9	R: 1 E: 0 K: 1 S: 11	H: 1 LOB: 1 BB: 1 P: 17	R: 0 E: 0 K: 1 S: 5	H: 2 LOB: 1 BB: 0 P: 10	R: 0 E: 0 K: 1 S: 9	H: 0 LOB: 0 BB: 0 P: 14	R: 0 E: 0 K: 1 S: 7	H: 0 LOB: 0 BB: 0 P: 9	1B: 5 2B: 2 3B: 0 HR: 1	SF: 0 SAC: 1 DP: 2 HBP: 0	WP: 0 PA: 35 PB: 0 SB: 0 CS: 0
PITCHER	IP WLS BF H R ER SO BB IBB HBP BLK WP HR S P ERA WHIP																
CC Sabathia, L (1, 1) ERA: 4.97	7.0 W 29 8 2 2 5 2 0 0 0 0 1 69 104 2.57 1.429																
Bob Howry, R (8, 1) ERA: 3.14	1.0 3 0 0 0 0 0 0 0 0 0 0 9 14 0.00 0.000																
63 Rafael Betancourt, R (9, 1) ERA: 2.72	1.0 3 0 0 0 1 0 0 0 0 0 0 7 9 0.00 0.000																

Texas Rangers @ Cleveland Indians
Jacobs Field, Cleveland, OH
Tue Aug 16 2005, 7:05 PM EDT
Att: 27,403 - Clear - 78 F

AB 32
R 2
H 8
RBI 2
BB 2
SO 6
LOB 13



Batter	1	2	3	4	5	6	7	8	9	AB	R	H	RBI	BB	SO	LOB	BOTTOM		
24 Grady Sizemore, L (1, 8) OBP: 0.348, SLG: 0.482										3	0	0	1	0	2	1			
Coco Crisp, S (1, 7) OBP: 0.344, SLG: 0.446										4	1	1	0	0	0	2			
2 Johnny Peralta, R (1, 6) OBP: 0.362, SLG: 0.546										4	2	2	3	0	1	1			
48 Travis Hafner, L (1, 10) OBP: 0.416, SLG: 0.561										3	2	1	0	1	0	0			
41 Victor Martinez, S (1, 2) OBP: 0.361, SLG: 0.445										4	1	1	0	0	0	2			
José Hernández, R (1, 5) OBP: 0.282, SLG: 0.360										3	1	1	1	0	0	0			
Ronnie Belliard, R (1, 4) OBP: 0.330, SLG: 0.435										4	1	1	3	0	0	1			
Casey Blake, R (1, 3) OBP: 0.315, SLG: 0.422										4	0	1	0	0	0	1			
Jason Dubois, R (1, 9) OBP: 0.296, SLG: 0.453										3	0	1	0	0	2	2			
Ben Broussard, L (8, 3) OBP: 0.311, SLG: 0.429										0	0	0	0	0	0	0			
Inning Stats	R: 2 E: 0 K: 1 S: 7	H: 2 LOB: 0 BB: 1 P: 13	R: 0 E: 0 K: 0 S: 5	H: 0 LOB: 0 BB: 0 P: 10	R: 0 E: 0 K: 1 S: 9	H: 1 LOB: 1 BB: 0 P: 14	R: 0 E: 0 K: 0 S: 6	H: 0 LOB: 0 BB: 0 P: 9	R: 0 E: 0 K: 1 S: 6	H: 0 LOB: 0 BB: 0 P: 10	R: 0 E: 0 K: 1 S: 8	H: 0 LOB: 0 BB: 0 P: 15	R: 4 E: 2 K: 1 S: 20	H: 3 LOB: 1 BB: 0 P: 32	R: 2 E: 0 K: 0 S: 14	H: 3 LOB: 1 BB: 0 P: 21	1B: 4 2B: 4 3B: 0 HR: 2	SF: 1 SAC: 1 DP: 1 HBP: 0	WP: 0 PA: 35 PB: 0 SB: 1 CS: 0
PITCHER	IP WLS BF H R ER SO BB IBB HBP BLK WP HR S P ERA WHIP																		
Kenny Rogers, L (1, 1) ERA: 3.05	7.0 L 29 6 3 2 5 1 0 0 0 0 1 61 103 3.86 1.000																		
Francisco Cordero, R (8, 1) ERA: 3.81	1.0 6 3 2 2 0 0 0 0 0 0 1 14 21 18.00 3.000																		


Texas Rangers @ Cleveland Indians
Jacobs Field, Cleveland, OH
Tue Aug 16 2005, 7:05 PM EDT
Att: 27,403 - Clear - 78 F

AB 32
R 8
H 9
RBI 8
BB 1
SO 5
LOB 10




Batter	1	2	3	4	5	6	7	8	9	AB	R	H	RBI	BB	SO	LOB	TOP										
David Dellucci, L (1, 7) OBP: 0.388, SLG: 0.508	4-2 10 HR BB		1-1 G3		3-2 F8			1-2 K		3	1	0	0	1	1	0	Texas Rangers @ Cleveland Indians Jacobs Field, Cleveland, OH Wed Aug 17 2005, 7:05 PM EDT Att: 20,442 - Partly Cloudy - 79 F										
10 Michael Young, R (1, 6) OBP: 0.380, SLG: 0.506	3-1 HR		2-0 23 1B		1-1 G5-3			2-3 K		4	1	2	2	0	1	0											
23 Mark Teixeira, S (1, 3) OBP: 0.353, SLG: 0.527	0-3 K		1-0 1B		0-1 L5			0-1 G6-3		4	0	1	0	0	1	0											
9 Hank Blalock, L (1, 5) OBP: 0.335, SLG: 0.470	2-2 G3-1		2-1 G3		0-3 K			3-1 F7		4	0	0	0	0	1	2											
Alfonso Soriano, R (1, 4) OBP: 0.323, SLG: 0.541	2-0 F8			1-0 F8		1-2 G5-3		2-0 G6-3		4	0	0	0	0	0	0											
Gary Matthews, S (1, 8)		1-1 P6		2-2 F7			0-0 G4-3			3	0	0	0	0	0	0											
Phil Nevin, R (1, 10)		0-1 P3		2-2 HR			1-1 G5-3			3	1	1	1	0	0	0											
Mark DeRosa, R (1, 9) OBP: 0.282, SLG: 0.368	2-2 G4-3			0-0 F9			2-2 P6			3	0	0	0	0	0	0											
Rod Barajas, R (1, 2) OBP: 0.315, SLG: 0.441			2-2 F8		0-1 P4			1-2 F9		3	0	0	0	0	0	0											
Inning Stats	R: 2 H: 1 E: 0 K: 1 S: 11	L: 1 LOB: 0 BB: 1 P: 22	R: 0 H: 0 E: 0 K: 0 S: 7	L: 0 LOB: 0 BB: 0 P: 10	R: 0 H: 2 E: 0 K: 0 S: 10	L: 2 LOB: 2 BB: 0 P: 18	R: 1 H: 1 E: 0 K: 0 S: 8	L: 1 LOB: 0 BB: 0 P: 13	R: 0 H: 0 E: 0 K: 0 S: 11	L: 0 LOB: 0 BB: 0 P: 15	R: 0 H: 0 E: 0 K: 0 S: 9	L: 0 LOB: 0 BB: 0 P: 10	R: 0 H: 0 E: 0 K: 0 S: 9	L: 0 LOB: 0 BB: 0 P: 12	R: 0 H: 0 E: 0 K: 2 S: 10	L: 0 LOB: 0 BB: 0 P: 14	R: 0 H: 0 E: 0 K: 0 S: 5	L: 0 LOB: 0 BB: 0 P: 10	1B: 2 2B: 0 3B: 0 HR: 2	SF: 0 SAC: 0 DP: 0 HBP: 0	WP: 0 PB: 0 SB: 0 CS: 0	PA: 32					
PITCHER	IP	WLS	BF	H	R	ER	SO	BB	IBB	HBP	BLK	WP	HR	S	P	ERA	WHIP										
Kevin Millwood, R (1, 1) ERA: 3.11	8.0	L	29	4	3	3	4	1	0	0	0	0	2	75	114	3.38	0.625										
Scott Sauerbeck, L (9, 1) ERA: 2.93	1.0		3	0	0	0	0	0	0	0	0	0	0	5	10	0.00	0.000										

AB	31
R	3
H	4
RBI	3
BB	1
SO	4
LOB	2



Batter	1	2	3	4	5	6	7	8	9	AB	R	H	RBI	BB	SO	LOB	BOTTOM										
24 Grady Sizemore, L (1, 8) OBP: 0.346, SLG: 0.478	0-1 F7		2-3 K			1-3 K		1-3 K		4	0	0	0	0	3	0	Texas Rangers @ Cleveland Indians Jacobs Field, Cleveland, OH Wed Aug 17 2005, 7:05 PM EDT Att: 20,442 - Partly Cloudy - 79 F										
Coco Crisp, S (1, 7) OBP: 0.344, SLG: 0.444	0-2 G4-3		0-0 1B			0-0 P4		1-1 F9		4	0	1	0	0	0	0											
2 Johnny Peralla, R (1, 6) OBP: 0.363, SLG: 0.543	2-1 48 BB HBP		2-0 P4			2-2 G6-3		4-1 BB		2	0	0	0	1	0	1											
48 Travis Hafner, L (1, 10) OBP: 0.417, SLG: 0.559	4-2 1B			0-0 F7			0-0 1B	0-0 F8		3	0	1	0	1	0	1											
41 Victor Martinez, S (1, 2) OBP: 0.358, SLG: 0.441	1-2 BB			3-3 K			2-2 F9	0-0 G3		4	0	0	0	0	2	4											
Jeff Liefer, L (1, 9) OBP: 0.222, SLG: 0.302		0-1 P6		1-0 G4-3			0-3 K			3	0	0	0	0	1	1											
Ronnie Belliard, R (1, 4) OBP: 0.328, SLG: 0.432		1-0 L9			2-2 F8		1-2 F7			3	0	0	0	0	0	1											
Ben Broussard, L (1, 3) OBP: 0.311, SLG: 0.426		2-3 K				0-1 F7		2-2 G6-4-3 HBP		2	0	0	0	0	1	0											
Casey Blake, R (1, 5) OBP: 0.313, SLG: 0.419			1-1 F8		2-0 F9			0-2 G6-4-3		3	0	0	0	0	0	1											
Inning Stats	R: 0 H: 0 E: 0 K: 1 S: 12	L: 0 LOB: 2 BB: 1 P: 19	R: 0 H: 0 E: 0 K: 1 S: 7	L: 0 LOB: 0 BB: 0 P: 10	R: 0 H: 1 E: 0 K: 1 S: 7	L: 1 LOB: 0 BB: 0 P: 12	R: 0 H: 0 E: 0 K: 1 S: 7	L: 0 LOB: 0 BB: 0 P: 11	R: 0 H: 0 E: 0 K: 0 S: 8	L: 0 LOB: 0 BB: 0 P: 12	R: 0 H: 0 E: 0 K: 1 S: 9	L: 0 LOB: 0 BB: 0 P: 12	R: 0 H: 1 E: 0 K: 1 S: 14	L: 0 LOB: 1 BB: 0 P: 17	R: 0 H: 0 E: 0 K: 1 S: 10	L: 0 LOB: 0 BB: 0 P: 13	R: 0 H: 0 E: 0 K: 0 S: 5	L: 0 LOB: 1 BB: 1 P: 10	1B: 2 2B: 0 3B: 0 HR: 0	SF: 0 SAC: 0 DP: 1 HBP: 2	WP: 0 PB: 0 SB: 0 CS: 0	PA: 32					
PITCHER	IP	WLS	BF	H	R	ER	SO	BB	IBB	HBP	BLK	WP	HR	S	P	ERA	WHIP										
Chris Young, R (1, 1) ERA: 4.62	8.0	W	28	2	0	0	7	1	0	2	0	0	0	74	106	0.00	0.375										
Francisco Cordero, R (9, 1) ERA: 3.54	1.0	S	4	0	0	0	0	1	0	0	0	0	0	5	10	0.00	1.000										

AB	28
R	0
H	2
RBI	0
BB	2
SO	7
LOB	9



Batter	1	2	3	4	5	6	7	8	9	AB	R	H	RBI	BB	SO	LOB	TOP							
David Dellucci, L (1.7) OBP: 0.391, SLG: 0.510																	4 2 2 0 1 1 2							
10 Michael Young, R (1.6) OBP: 0.378, SLG: 0.595																	5 1 1 1 0 1 2							
23 Mark Teixeira, S (1.10) OBP: 0.352, SLG: 0.525																	4 0 1 2 0 0 0							
9 Hank Blalock, L (1.5) OBP: 0.336, SLG: 0.470																	3 0 1 0 1 0 0							
Alfonso Soriano, R (1.4) OBP: 0.323, SLG: 0.539																	4 0 1 0 0 0 2							
Gary Matthews, S (1.8) OBP: 0.338, SLG: 0.486																	3 1 1 0 1 0 1							
Sandy Alomar Jr., R (1.2) OBP: 0.322, SLG: 0.353																	4 0 2 0 0 0 2							
Adrián González, L (1.3) OBP: 0.293, SLG: 0.431																	3 0 0 0 1 0 2							
Mark DeRosa, R (1.9) OBP: 0.281, SLG: 0.375																	4 0 1 1 0 0 3							
Inning Stats	R: 1 E: 0 K: 0 S: 9	H: 1 LOB: 0 BB: 0 P: 14	R: 1 E: 1 K: 0 S: 12	H: 3 LOB: 2 BB: 0 P: 14	R: 0 E: 0 K: 1 S: 9	H: 1 LOB: 1 BB: 0 P: 13	R: 0 E: 0 K: 0 S: 8	H: 0 LOB: 0 BB: 0 P: 10	R: 2 E: 0 K: 0 S: 15	H: 3 LOB: 0 BB: 0 P: 23	R: 0 E: 0 K: 0 S: 4	H: 2 LOB: 2 BB: 1 P: 9	R: 0 E: 0 K: 1 S: 10	H: 0 LOB: 0 BB: 0 P: 15	R: 0 E: 0 K: 0 S: 11	H: 0 LOB: 1 BB: 1 P: 21	R: 0 E: 0 K: 0 S: 7	H: 0 LOB: 1 BB: 1 P: 12	1B: 6 2B: 4 3B: 0 HR: 0	SF: 0 SAC: 0 DP: 2 HBP: 0	WP: 0 PB: 0 SB: 1 CS: 0	PA: 38		
PITCHER	IP	WLS	BF	H	R	ER	SO	BB	IBB	HBP	BLK	WP	HR	S	P	ERA	WHIP							
37 Jake Westbrook, R (1.1) ERA: 4.75	6.0	W	27	10	4	4	1	1	0	0	0	0	0	57	83	6.00	1.833							
63 Rafael Betancourt, R (7.1) ERA: 2.66	1.0	H	3	0	0	0	1	0	0	0	0	0	0	10	15	0.00	0.000							
Scott Sauerbeck, L (8.1) ERA: 2.93	0.0		1	0	0	0	0	1	0	0	0	0	0	1	5	∞	∞							
Bob Howry, R (8.1) ERA: 3.08	1.0	H	3	0	0	0	0	1	0	0	0	0	0	10	16	0.00	1.000							
David Riske, R (9.1) ERA: 2.81	1.0		4	0	0	0	0	1	0	0	0	0	0	7	12	0.00	1.000							

Texas Rangers @ Cleveland Indians
Jacobs Field, Cleveland, OH
Thu Aug 18 2005, 12:05 PM EDT
Att: 23,214 - Partly Cloudy - 80 F

AB	34
R	4
H	10
RBI	4
BB	4
SO	2
LOB	14



Batter	1	2	3	4	5	6	7	8	9	AB	R	H	RBI	BB	SO	LOB	BOTTOM							
24 Grady Sizemore, L (1.8) OBP: 0.348, SLG: 0.479																	5 3 3 0 0 1 0							
Coco Crisp, S (1.7) OBP: 0.346, SLG: 0.449																		5 2 3 2 0 1 2						
2 Johnny Peralta, R (1.6) OBP: 0.366, SLG: 0.555																	5 1 3 3 0 1 2							
48 Travis Hafner, L (1.10) OBP: 0.419, SLG: 0.564																	4 2 2 2 1 0 2							
41 Victor Martínez, S (1.2) OBP: 0.357, SLG: 0.438																	3 0 0 0 1 1 5							
Ronnie Belliard, R (1.4) OBP: 0.328, SLG: 0.434																	3 0 1 1 0 0 2							
Ramón Vázquez, L (6.4) OBP: 0.232, SLG: 0.242																	1 0 0 0 0 0 2							
José Hernández, R (1.5) OBP: 0.281, SLG: 0.354																	3 0 0 1 1 1 1							
Casey Blake, R (1.3) OBP: 0.310, SLG: 0.414																	4 0 0 0 0 0 3							
Jason Dubois, R (1.9) OBP: 0.296, SLG: 0.451																	3 1 1 0 0 1 0							
Ben Broussard, L (7.3) OBP: 0.310, SLG: 0.425																	1 0 0 0 0 0 0							
Inning Stats	R: 1 E: 0 K: 0 S: 10	H: 2 LOB: 1 BB: 1 P: 17	R: 0 E: 0 K: 0 S: 9	H: 0 LOB: 0 BB: 0 P: 13	R: 4 E: 0 K: 2 S: 19	H: 5 LOB: 1 BB: 0 P: 33	R: 0 E: 0 K: 2 S: 10	H: 0 LOB: 0 BB: 0 P: 16	R: 0 E: 0 K: 1 S: 12	H: 2 LOB: 2 BB: 0 P: 13	R: 0 E: 0 K: 0 S: 4	H: 0 LOB: 0 BB: 0 P: 5	R: 2 E: 1 K: 0 S: 20	H: 2 LOB: 3 BB: 2 P: 35	R: 2 E: 0 K: 1 S: 11	H: 2 LOB: 0 BB: 0 P: 15	1B: 7 2B: 5 3B: 0 HR: 1	SF: 0 SAC: 0 DP: 1 HBP: 0	WP: 0 PB: 1 SB: 3 CS: 0	PA: 40				
PITCHER	IP	WLS	BF	H	R	ER	SO	BB	IBB	HBP	BLK	WP	HR	S	P	ERA	WHIP							
36 C.J. Wilson, L (1.1) ERA: 9.62	2.2	L	15	7	5	5	1	1	0	0	0	0	0	34	56	16.88	3.000							
John Waddell, R (3.1) ERA: 4.39	4.0		15	3	1	1	4	0	0	0	0	0	0	38	52	2.25	0.750							
Brian Shouse, L (7.1) ERA: 5.23	0.0		3	1	0	0	0	0	1	0	0	0	0	5	13	∞	∞							
43 Kameron Loe, R (7.1) ERA: 4.15	0.1		2	0	1	0	0	1	0	0	0	0	0	7	11	0.00	3.000							
Justin Thompson, L (8.1) ERA: 18.0	1.0		5	2	2	2	1	0	0	0	0	0	1	11	15	18.00	2.000							

Texas Rangers @ Cleveland Indians
Jacobs Field, Cleveland, OH
Thu Aug 18 2005, 12:05 PM EDT
Att: 23,214 - Partly Cloudy - 80 F

AB	37
R	9
H	13
RBI	9
BB	3
SO	6
LOB	19



Batter	1	2	3	4	5	6	7	8	9	AB	R	H	RBI	BB	SO	LOB	TOP		
1 Brian Roberts, S OBP: 0.390, SLG: 0.527	0-1 6 1B		4-2 6 CS			2-3 K		2-3 K		3	1	1	0	1	2	1			
Eric Byrnes, R OBP: 0.311, SLG: 0.409	1-2 L7		0-0 F9			0-0 P4			1-1 10 G6-4-3 1B	4	0	1	0	0	0	3			
6 Melvin Mora, R OBP: 0.344, SLG: 0.447	0-2 1-H 1B		2-2 CS	2-1 F9		1-2 1B			1-1 F8	4	0	2	1	0	0	1			
10 Miguel Tejada, R OBP: 0.361, SLG: 0.550	1-1 F9			2-2 G5-3		1-0 L6			0-0 G6-4-3	4	0	0	0	0	0	4			
Javy Lopez, R OBP: 0.325, SLG: 0.477	1-3 K			1-2 F7			1-1 L5			3	0	0	0	0	1	1			
Sammy Sosa, R OBP: 0.300, SLG: 0.384		0-1 L9			2-2 L8		0-2 F8			3	0	0	0	0	0	0			
Alejandro Freire, R OBP: 0.316, SLG: 0.333		2-3 K			2-2 L7		1-3 K			3	0	0	0	0	2	0			
Luis Matos, R OBP: 0.357, SLG: 0.401		0-3 K			1-0 G5-3			1-1 G4-3		3	0	0	0	0	1	0			
Chris Gomez, R OBP: 0.352, SLG: 0.354			1-3 K			1-0 6 1B			1-1 G6-3	3	0	1	0	0	1	0			
Inning Stats	R: 1 E: 0 K: 1 S: 16	H: 2 LOB: 1 BB: 0 P: 19	R: 0 E: 0 K: 2 S: 9	H: 0 LOB: 0 BB: 1 P: 11	R: 0 E: 0 K: 1 S: 8	H: 0 LOB: 0 BB: 1 P: 15	R: 0 E: 0 K: 0 S: 8	H: 0 LOB: 0 BB: 0 P: 13	R: 0 E: 0 K: 1 S: 10	H: 2 LOB: 2 BB: 0 P: 15	R: 0 E: 0 K: 1 S: 8	H: 0 LOB: 0 BB: 0 P: 10	R: 0 E: 0 K: 1 S: 7	H: 0 LOB: 0 BB: 0 P: 11	R: 0 E: 0 K: 0 S: 5	H: 1 LOB: 0 BB: 0 P: 7	1B: 5 2B: 0 3B: 0 HR: 0	SF: 0 SAC: 0 DP: 1 HBP: 0	WP: 0 PA: 32 PB: 0 SB: 1 CS: 1
PITCHER	IP WLS BF H R ER SO BB IBB HBP BLK WP HR S P ERA WHIP	7.0 W 25 4 1 1 6 1 0 0 0 0 0 0 69 98 1.29 0.714	2.0 L 6 1 0 0 1 0 0 0 0 0 0 0 12 18 0.00 0.500	PITCHER															
31 Cliff Lee, L ERA: 3.91																			
David Riske, R ERA: 2.72																			

Baltimore Orioles @ Cleveland Indians
Jacobs Field, Cleveland, OH
Sat Aug 20 2005, 7:05 PM EDT
Att: 41,034 - Cloudy - 75 F

AB 30
R 1
H 5
RBI 1
BB 1
SO 7
LOB 10



Batter	1	2	3	4	5	6	7	8	9	AB	R	H	RBI	BB	SO	LOB	BOTTOM			
24 Grady Sizemore, L OBP: 0.346, SLG: 0.476	0-1 2 2B	0-2 FC3-2		0-0 1B		1-0 FC6-4		0-0 G3		5	1	2	0	0	0	5				
Coco Crisp, S OBP: 0.342, SLG: 0.440	2-2 G6-3	3-2 F8		1-0 P4		1-3 K		1-2 G4-3		5	0	0	0	0	1	8				
2 Jhonny Peralla, R OBP: 0.367, SLG: 0.553	2 SAFE 48 HR 2B		2-1 G6-3		0-1 E5 41 HR	0-1 P4				4	2	1	1	0	0	1				
48 Travis Hafner, L OBP: 0.418, SLG: 0.568	0-1 2H HR		3-2 1B		2-1 F8		0-3 K			4	1	2	2	0	1	1				
41 Victor Martinez, S OBP: 0.353, SLG: 0.439	1-1 G3		1-1 F8		0-0 HR		0-0 G4-3			4	1	1	2	0	0	1				
Ben Broussard, L OBP: 0.312, SLG: 0.436	1-2 G3		1-0 F8		3-0 1B 2B		2-1 L8			4	1	1	0	0	0	1				
Aaron Boone, R OBP: 0.295, SLG: 0.373		0-0 G1-3		2-2 E6	0-0 K		0-0 G1-3 BB 1B			4	0	2	1	0	0	0				
Ramón Vázquez, L OBP: 0.247, SLG: 0.246		1-0 1B 24 FC3-2 1B	1 SAFE 1 SAFE 1 SAFE 1 SAFE P P P P	3-2 L3	1-3 K		4-1 G1-3 BB			3	0	1	0	1	1	2				
Casey Blake, R OBP: 0.313, SLG: 0.422		0-2 24 FC3-2 1B		4-2 24 1B BB		2-1 24 FC6-4 1B		0-0 G1-3		3	0	2	0	1	0	2				
Inning Stats	R: 3 E: 1 K: 0 S: 14	H: 3 LOB: 0 BB: 0 P: 19	R: 0 E: 0 K: 0 S: 11	H: 2 LOB: 2 BB: 0 P: 15	R: 0 E: 0 K: 0 S: 9	H: 1 LOB: 1 BB: 0 P: 16	R: 0 E: 1 K: 0 S: 13	H: 1 LOB: 2 BB: 1 P: 22	R: 3 E: 1 K: 1 S: 10	H: 3 LOB: 1 BB: 0 P: 16	R: 0 E: 0 K: 1 S: 8	H: 1 LOB: 1 BB: 0 P: 12	R: 0 E: 0 K: 1 S: 6	H: 0 LOB: 0 BB: 0 P: 8	R: 0 E: 0 K: 0 S: 7	H: 1 LOB: 2 BB: 1 P: 12	1B: 7 2B: 4 3B: 0 HR: 2	SF: 0 SAC: 0 DP: 1 HBP: 0	WP: 0 PA: 38 PB: 0 SB: 1 CS: 0	
PITCHER	IP WLS BF H R ER SO BB IBB HBP BLK WP HR S P ERA WHIP	5.0 L 26 10 6 5 1 1 0 0 0 0 0 0 8 12 9.00 2.200	1.0 L 4 1 0 0 1 0 0 0 0 0 0 0 8 12 0.00 1.000	2.0 L 8 1 0 0 1 1 0 0 0 0 0 0 13 20 0.00 1.000	PITCHER															
Rodrigo Lopez, R ERA: 4.81																				
Eric DuBose, L ERA: 5.19																				
John Maine, R ERA:																				

Baltimore Orioles @ Cleveland Indians
Jacobs Field, Cleveland, OH
Sat Aug 20 2005, 7:05 PM EDT
Att: 41,034 - Cloudy - 75 F

AB 36
R 6
H 12
RBI 6
BB 2
SO 3
LOB 21



Batter	1	2	3	4	5	6	7	8	9	AB	R	H	RBI	BB	SO	LOB	TOP				
1 Brian Roberts, S OBP: 0.389, SLG: 0.524	F8		1B S BB		G5-3			K		3	0	0	1	1	1	2	Baltimore Orioles @ Cleveland Indians Jacobs Field, Cleveland, OH Sun Aug 21 2005, 1:05 PM EDT Att: 28,025 - Sunny - 80 F				
Eric Byrnes, R OBP: 0.311, SLG: 0.407	K		1B		K			G6-4-3		4	0	1	0	0	2	2					
6 Melvin Mora, R OBP: 0.343, SLG: 0.444	BB		L7			G5-3		B5-3		3	0	0	0	1	0	2					
10 Miguel Tejada, R OBP: 0.358, SLG: 0.546	F7				F8		G5-3	K		4	0	0	0	0	1	1					
Javy Lopez, R OBP: 0.320, SLG: 0.469		G5-3		G5-3		G5-3		F9		4	0	0	0	0	0	0					
Sammy Sosa, R OBP: 0.297, SLG: 0.381	K			G6-3			F7			3	0	0	0	0	1	0					
Alejandro Freire, R OBP: 0.319, SLG: 0.300	P3				1B SH4-3 G5-3 HBP		G6-3			2	1	0	0	0	0	0					
Luis Matos, R OBP: 0.355, SLG: 0.398			E6 CS		SH4-3		K			2	0	0	0	0	1	0					
Chris Gomez, R OBP: 0.358, SLG: 0.360	L6		L6		1B G5-3		G6-4-3			3	0	2	0	0	0	1					
Inning Stats	R: 0 H: 0 E: 0 K: 1 S: 11	H: 0 LOB: 1 BB: 1 P: 17	R: 0 H: 0 E: 0 K: 1 S: 9	H: 0 LOB: 0 BB: 0 P: 10	R: 0 H: 1 E: 1 K: 0 S: 12	H: 1 LOB: 2 BB: 1 P: 21	R: 0 H: 0 E: 0 K: 0 S: 7	H: 0 LOB: 0 BB: 0 P: 11	R: 1 H: 1 E: 0 K: 1 S: 9	H: 1 LOB: 1 BB: 0 P: 11	R: 0 H: 0 E: 0 K: 1 S: 8	H: 0 LOB: 0 BB: 0 P: 11	R: 0 H: 0 E: 0 K: 1 S: 12	H: 1 LOB: 0 BB: 0 P: 17	R: 0 H: 0 E: 0 K: 1 S: 6	H: 0 LOB: 0 BB: 0 P: 11		1B: 3 2B: 0 3B: 0 HR: 0	SF: 0 SAC: 1 DP: 1 HBP: 1	WP: 0 PB: 0 SB: 1 CS: 1	PA: 32
PITCHER	IP	WLS	BF	H	R	ER	SO	BB	IBB	HBP	BLK	WP	HR	S	P	ERA	WHIP				
CC Sabathia, L ERA: 4.76	(1, 1)	8.0	W	29	3	1	1	5	2	0	1	0	0	0	107	1.12	0.625				
Bob Wickman, R ERA: 3.02	(9, 1)	1.0		3	0	0	0	1	0	0	0	0	0	6	11	0.00	0.000				

Batter	1	2	3	4	5	6	7	8	9	AB	R	H	RBI	BB	SO	LOB	BOTTOM					
24 Grady Sizemore, L OBP: 0.347, SLG: 0.475	48 2B				FC3-6		K			3	2	1	0	0	1	2	Baltimore Orioles @ Cleveland Indians Jacobs Field, Cleveland, OH Sun Aug 21 2005, 1:05 PM EDT Att: 28,025 - Sunny - 80 F					
Coco Crisp, S OBP: 0.339, SLG: 0.437	P6				G5-4-3		SF7			3	0	0	1	0	1	5						
2 Jhonny Peralla, R OBP: 0.365, SLG: 0.548	G1-3				G5-3		E8			3	2	0	0	1	0	1						
48 Travis Hafner, L OBP: 0.421, SLG: 0.576	2B				K		F8			4	0	3	4	0	1	0						
Ronnie Belliard, R OBP: 0.325, SLG: 0.429	F8				G3		F8			4	0	0	0	0	1	3						
José Hernández, R OBP: 0.280, SLG: 0.349	L5				P5		G6-3			4	0	0	0	0	1	1						
Aaron Boone, R OBP: 0.295, SLG: 0.370	24 HBP				K		P3			3	0	0	0	1	1	1						
Casey Blake, R OBP: 0.310, SLG: 0.418	K				F9		L6			4	0	0	0	0	2	2						
Josh Bard, S OBP: 0.273, SLG: 0.286	24 HBP				24 FC3-6		24 WP			3	1	2	0	1	0	1						
Inning Stats	R: 1 H: 2 E: 0 K: 0 S: 12	H: 2 LOB: 1 BB: 0 P: 18	R: 0 H: 0 E: 0 K: 2 S: 12	H: 0 LOB: 3 BB: 2 P: 27	R: 0 H: 0 E: 0 K: 1 S: 10	H: 0 LOB: 0 BB: 0 P: 15	R: 0 H: 0 E: 0 K: 1 S: 13	H: 0 LOB: 0 BB: 0 P: 21	R: 0 H: 1 E: 0 K: 0 S: 5	H: 1 LOB: 1 BB: 0 P: 8	R: 1 H: 1 E: 1 K: 0 S: 8	H: 1 LOB: 1 BB: 0 P: 15	R: 3 H: 2 E: 0 K: 2 S: 14	H: 2 LOB: 1 BB: 1 P: 26	R: 0 H: 0 E: 1 K: 2 S: 14	H: 0 LOB: 1 BB: 0 P: 23		1B: 3 2B: 3 3B: 0 HR: 0	SF: 1 SAC: 0 DP: 1 HBP: 1	WP: 2 PB: 0 SB: 2 CS: 0	PA: 36	
PITCHER	IP	WLS	BF	H	R	ER	SO	BB	IBB	HBP	BLK	WP	HR	S	P	ERA	WHIP					
Bruce Chen, L ERA: 3.95	(1, 1)	5.0	L	22	4	2	1	4	2	0	1	0	0	57	98	1.80	1.200					
Jorge Julio, R ERA: 4.42	(6, 1)	1.1		5	1	1	1	0	0	0	0	0	0	6	12	6.75	0.750					
Tim Byrdak, L ERA: 3.79	(7, 1)	0.1		4	1	2	2	1	1	0	0	0	2	0	8	15	54.00	6.000				
Todd Williams, R ERA: 3.58	(7, 1)	1.1		5	0	0	0	3	0	0	0	0	0	17	28	0.00	0.000					

AB	28
R	1
H	3
RBI	1
BB	2
SO	6
LOB	8



AB	31
R	5
H	6
RBI	5
BB	3
SO	8
LOB	16



Batter	1	2	3	4	5	6	7	8	9	AB	R	H	RBI	BB	SO	LOB	TOP				
24 Grady Sizemore, L (1, 8) OBP: 0.350, SLG: 0.483	G4-3		1-1 HR		2-1 F8		2-3 SH3			5	2	3	3	0	0	0	Cleveland Indians @ Tampa Bay Devil Rays Tropicana Field, St. Petersburg, FL Mon Aug 22 2005, 7:15 PM EDT Att: 8,564 - Dome - 72 F				
Coco Crisp, S (1, 7) OBP: 0.342, SLG: 0.447	HR		1-2 L7		1-2 1B		1-2 SH3			4	1	3	2	0	0	0					
2 Johnny Perella, R (1, 6) OBP: 0.368, SLG: 0.559	2B		0-2 HR		2-3 K		1-2 IBB			4	2	2	1	1	1	3					
48 Travis Hafner, L (1, 10) OBP: 0.416, SLG: 0.569	G6-3		3-1 G6-3				0-0 G3	3-2 SF7	1-1 G5-3	4	0	0	1	0	0	1					
41 Victor Martinez, S (1, 2) OBP: 0.353, SLG: 0.446	K		1-3 K				0-0 BB 1B	1-2 3-H	1-0 F7	5	1	2	2	0	2	1					
Ronnie Belliard, R (1, 4) OBP: 0.326, SLG: 0.428					0-0 P3		0-0 1B	4-1 HR	0-0 G6-3	4	1	1	0	1	0	0					
Ben Broussard, L (1, 3) OBP: 0.313, SLG: 0.442					0-0 G4-3		4-2 1B	0-0 HR	0-0 G4-3	4	1	1	2	1	0	0					
Aaron Boone, R (1, 5) OBP: 0.294, SLG: 0.368	F8				0-1 F7		3-3 K	1-0 1B	3-2 F9	5	1	1	0	0	1	3					
Casey Blake, R (1, 9) OBP: 0.311, SLG: 0.418			1-2 24 HR				2-3 K	1-3 K	2-2 24 1B	5	2	2	0	0	2	3					
Inning Stats	R: 1 E: 0 K: 1 S: 13	H: 2 LOB: 1 BB: 0 P: 21	R: 0 E: 0 K: 0 S: 7	H: 0 LOB: 0 BB: 0 P: 11	R: 3 E: 0 K: 1 S: 18	H: 3 LOB: 0 BB: 0 P: 25	R: 0 E: 0 K: 0 S: 4	H: 0 LOB: 0 BB: 0 P: 4	R: 0 E: 0 K: 2 S: 12	H: 2 LOB: 3 BB: 1 P: 22	R: 7 E: 0 K: 0 S: 28	H: 7 LOB: 2 BB: 2 P: 47	R: 0 E: 0 K: 0 S: 4	H: 0 LOB: 0 BB: 0 P: 6	R: 0 E: 0 K: 0 S: 5	H: 0 LOB: 0 BB: 0 P: 9	1B: 9 2B: 1 3B: 0 HR: 5	SF: 1 SAC: 1 DP: 0 HBP: 0	WP: 1 PB: 0 SB: 0 CS: 0	PA: 45	
PITCHER	IP	WLS	BF	H	R	ER	SO	BB	IBB	HBP	BLK	WP	HR	S	P	ERA	WHIP				
Doug Waechter, R (1, 1) ERA: 5.03	6.0		27	8	4	4	6	1	0	0	0	0	3	68	101	6.00	1.500				
Trever Miller, L (7, 1) ERA: 4.91	0.2	L	5	2	3	3	0	0	1	0	0	1	1	14	23	40.50	3.000				
Jesus Colome, R (7, 1) ERA: 6.59	1.1		10	5	4	4	0	1	0	0	0	0	1	18	30	27.00	4.500				
56 Tim Corcoran, R (9, 1) ERA: 1.13	1.0		3	0	0	0	0	0	0	0	0	0	0	5	9	0.00	0.000				

Batter	1	2	3	4	5	6	7	8	9	AB	R	H	RBI	BB	SO	LOB	BOTTOM					
Julio Lugo, R (1, 6) OBP: 0.352, SLG: 0.387	F9		2-2 F9		1-1 P4		1-2 G5-3			4	0	0	0	0	0	2	Cleveland Indians @ Tampa Bay Devil Rays Tropicana Field, St. Petersburg, FL Mon Aug 22 2005, 7:15 PM EDT Att: 8,564 - Dome - 72 F					
13 Carl Crawford, L (1, 7) OBP: 0.312, SLG: 0.446	K		1-1 L7		0-0 P6		1-0 F7			4	0	0	0	0	1	2						
3 Jorge Cantu, R (1, 4) OBP: 0.318, SLG: 0.493	F9		0-1 HR		1-2 F9					4	1	1	1	0	0	2						
Aubrey Huff, L (1, 9) OBP: 0.317, SLG: 0.426			4-2 31 HR		1-3 K		0-2 G6-3		0-0 G3	3	1	0	0	1	1	0						
31 Jonny Gomes, R (1, 10) OBP: 0.379, SLG: 0.562			4-2 HR		2-3 K		1-3 K		0-3 K	3	1	0	0	1	3	0						
Travis Lee, L (1, 3) OBP: 0.340, SLG: 0.410			1-2 HR		0-3 K		4-1 1B			3	1	1	3	1	1	0						
Alex Gonzalez, R (1, 5) OBP: 0.319, SLG: 0.426			2-2 F9		0-0 G4-3		2-0 1B		1-2 1B	4	0	1	0	0	0	0						
Pete Laforest, L (1, 2) OBP: 0.270, SLG: 0.294			2-2 K				1-2 1B		0-3 K	4	0	1	0	0	2	2						
Joey Gathright, L (1, 8) OBP: 0.333, SLG: 0.372			1-1 G6-3				1-0 1B		1-0 G1-3	2	0	1	0	0	0	0						
Damon Hollins, R (7, PH) OBP: 0.307, SLG: 0.442							1-2 1B			1	0	0	0	0	0	0						
Inning Stats	R: 0 E: 0 K: 1 S: 6	H: 0 LOB: 0 BB: 0 P: 9	R: 3 E: 0 K: 1 S: 22	H: 1 LOB: 2 BB: 2 P: 37	R: 1 E: 0 K: 1 S: 10	H: 1 LOB: 0 BB: 0 P: 14	R: 0 E: 0 K: 2 S: 8	H: 0 LOB: 0 BB: 0 P: 10	R: 0 E: 0 K: 0 S: 10	H: 2 LOB: 2 BB: 0 P: 14	R: 0 E: 0 K: 2 S: 15	H: 1 LOB: 2 BB: 1 P: 22	R: 0 E: 0 K: 0 S: 5	H: 0 LOB: 0 BB: 0 P: 8	R: 0 E: 0 K: 1 S: 9	H: 0 LOB: 0 BB: 0 P: 9	R: 0 E: 0 K: 0 S: 4	H: 0 LOB: 0 BB: 0 P: 7	1B: 3 2B: 0 3B: 0 HR: 2	SF: 0 SAC: 0 DP: 0 HBP: 0	WP: 0 PB: 0 SB: 0 CS: 0	PA: 35
PITCHER	IP	WLS	BF	H	R	ER	SO	BB	IBB	HBP	BLK	WP	HR	S	P	ERA	WHIP					
Kevin Millwood, R (1, 1) ERA: 3.23	6.0	W	26	5	4	4	7	3	0	0	0	0	2	71	106	6.00	1.333					
Scott Sauberbeck, L (7, 1) ERA: 2.84	1.0		3	0	0	0	0	0	0	0	0	0	0	5	8	0.00	0.000					
63 Rafael Betancourt, R (8, 1) ERA: 0.14	1.0		3	0	0	0	1	0	0	0	0	0	0	9	9	0.00	0.000					
Fernando Cabrera, R (9, 1) ERA: 1.08	1.0		3	0	0	0	0	0	0	0	0	0	0	4	7	0.00	0.000					



Batter	1	2	3	4	5	6	7	8	9	AB	R	H	RBI	BB	SO	LOB	TOP								
Coco Crisp, S OBP: 0.345, SLG: 0.448 (1, 8)										5	1	1	0	1	0	4	Cleveland Indians @ Tampa Bay Devil Rays Tropicana Field, St. Petersburg, FL Thu Aug 25 2005, 7:15 PM EDT Alt. 9:172 - Dome - 72 F livebaseballscorecards.com								
Ronnie Belliard, R OBP: 0.320, SLG: 0.425 (1, 4)										6	1	2	4	0	2	2									
2 Jhonny Peralta, R OBP: 0.362, SLG: 0.549 (1, 6)										6	0	1	0	0	4	2									
48 Travis Hafner, L OBP: 0.417, SLG: 0.575 (1, 10)										6	3	3	1	0	1	3									
41 Victor Martinez, S OBP: 0.360, SLG: 0.461 (1, 2)										5	2	4	0	0	0	0									
José Hernández, R OBP: 0.285, SLG: 0.359 (1, 7)										5	2	3	3	0	0	1									
Aaron Boone, R OBP: 0.299, SLG: 0.371 (1, 5)										4	2	2	1	1	1	2									
Ben Broussard, L OBP: 0.317, SLG: 0.444 (1, 3)										5	1	3	1	0	0	1									
Casey Blake, R OBP: 0.311, SLG: 0.425 (8, PH)										4	0	0	0	0	2	6									
Jeff Liefer, L OBP: 0.214, SLG: 0.291 (8, 9)										1	0	0	0	0	0	2									
Inning Stats	R: 0 E: 0 K: 2 S: 9	H: 1 LOB: 1 BB: 0 P: 15	R: 3 E: 0 K: 1 S: 17	H: 4 LOB: 1 BB: 0 P: 26	R: 7 E: 1 K: 1 S: 21	H: 4 LOB: 0 BB: 2 P: 37	R: 1 E: 0 K: 2 S: 19	H: 4 LOB: 3 BB: 0 P: 26	R: 1 E: 0 K: 1 S: 15	H: 2 LOB: 1 BB: 0 P: 20	R: 0 E: 0 K: 0 S: 5	H: 0 LOB: 0 BB: 0 P: 9	R: 0 E: 0 K: 2 S: 11	H: 1 LOB: 1 BB: 0 P: 18	R: 0 E: 0 K: 0 S: 9	H: 2 LOB: 2 BB: 0 P: 14	R: 0 E: 0 K: 1 S: 11	H: 1 LOB: 1 BB: 0 P: 15	1B: 13 2B: 4 3B: 0 HR: 2	SF: 0 SAC: 0 DP: 0 HBP: 0	WP: 0 PB: 0 SB: 0 CS: 0	PA: 49			
PITCHER	IP	WLS	BF	H	R	ER	SO	BB	IBB	HBP	BLK	WP	HR	S	P	ERA	WHIP								
19 Scott Kazmir, L ERA: 4.12	2.1	L	17	8	8	6	3	0	1	0	1	0	0	36	57	23.14	3.429								
Travis Harper, R ERA: 7.36	2.2		16	7	4	2	4	1	0	0	0	0	2	45	67	6.75	3.000								
Jesus Colome, R ERA: 5.79	4.0		16	4	0	0	3	0	0	0	0	0	0	36	56	0.00	1.000								

Batter	1	2	3	4	5	6	7	8	9	AB	R	H	RBI	BB	SO	LOB	BOTTOM								
Julio Lugo, R OBP: 0.354, SLG: 0.388 (1, 6)										3	0	0	0	0	0	1	Cleveland Indians @ Tampa Bay Devil Rays Tropicana Field, St. Petersburg, FL Thu Aug 25 2005, 7:15 PM EDT Alt. 9:172 - Dome - 72 F livebaseballscorecards.com								
Pete Laforest, L OBP: 0.289, SLG: 0.314 (7, 2)										4	1	1	0	0	1	2									
3 Jorge Cantu, R OBP: 0.319, SLG: 0.491 (1, 10)										4	1	1	0	0	0	2									
Eduardo Perez, R OBP: 0.379, SLG: 0.550 (1, 3)										4	1	1	4	0	1	2									
Aubrey Huff, L OBP: 0.319, SLG: 0.432 (1, 9)										4	0	0	0	0	1	1									
31 Jonny Gomes, R OBP: 0.379, SLG: 0.548 (1, 7)										4	0	0	0	0	2	0									
Alex Gonzalez, R OBP: 0.319, SLG: 0.425 (7, 6)										4	0	1	0	0	1	0									
Toby Hall, R OBP: 0.311, SLG: 0.370 (1, 2)										3	0	0	0	0	1	1									
Damon Hollins, R OBP: 0.311, SLG: 0.439 (1, 8)										3	1	1	0	0	2	1									
Inning Stats	R: 1 E: 1 K: 1 S: 16	H: 1 LOB: 1 BB: 0 P: 21	R: 0 E: 0 K: 1 S: 9	H: 0 LOB: 0 BB: 0 P: 14	R: 3 E: 0 K: 0 S: 14	H: 3 LOB: 0 BB: 0 P: 17	R: 0 E: 0 K: 2 S: 7	H: 0 LOB: 0 BB: 0 P: 10	R: 0 E: 0 K: 1 S: 7	H: 0 LOB: 0 BB: 0 P: 12	R: 0 E: 0 K: 0 S: 6	H: 0 LOB: 0 BB: 0 P: 8	R: 0 E: 0 K: 2 S: 15	H: 1 LOB: 1 BB: 0 P: 18	R: 0 E: 0 K: 2 S: 9	H: 1 LOB: 1 BB: 0 P: 10		R: 0 E: 0 K: 0 S: 4	H: 0 LOB: 0 BB: 0 P: 8	1B: 3 2B: 2 3B: 0 HR: 1	SF: 0 SAC: 0 DP: 0 HBP: 0	WP: 0 PB: 0 SB: 0 CS: 0	PA: 34		
PITCHER	IP	WLS	BF	H	R	ER	SO	BB	IBB	HBP	BLK	WP	HR	S	P	ERA	WHIP								
31 Cliff Lee, L ERA: 3.93	6.0	W	23	4	4	3	5	0	0	0	0	0	0	0	82	4.50	0.667								
63 Rafael Betancourt, R ERA: 3.02	2.0		8	2	0	0	4	0	0	0	0	0	0	24	28	0.00	1.000								
Scott Sauerbeck, L ERA: 2.76	1.0		3	0	0	0	0	0	0	0	0	0	0	4	8	0.00	0.000								

Batter	1	2	3	4	5	6	7	8	9	AB	R	H	RBI	BB	SO	LOB	TOP			
24 Grady Sizemore, L (1, 8) OBP: 0.344, SLG: 0.472	G1-3		G4-3			G5-3		G3-1		4	0	0	0	0	0	0	Cleveland Indians @ Toronto Blue Jays Rogers Centre, Toronto, ON Sat Aug 27 2005, 4:07 PM EDT Att: 27,630 - Roof Closed - 68 F			
Coco Crisp, S (1, 7) OBP: 0.343, SLG: 0.443	G5-3		L9			P6		48 BB		3	0	0	0	1	0					
2 Jhonny Peralta, R (1, 6) OBP: 0.359, SLG: 0.540	E5									3	0	0	0	1	2					
48 Travis Hafner, L (1, 10) OBP: 0.415, SLG: 0.584						G4-3				3	0	0	0	1	1					
41 Victor Martinez, S (1, 2) OBP: 0.366, SLG: 0.473										3	0	1	0	1	1					
Ronnie Belliard, R (1, 4) OBP: 0.325, SLG: 0.435										4	0	1	0	0	0					
José Hernández, R (1, 3) Ben Broussard, L (7, PH) OBP: 0.314, SLG: 0.438										2	0	0	0	0	2					
Aaron Boone, R (1, 5) OBP: 0.301, SLG: 0.372										4	0	2	0	0	2					
Casey Blake, R (1, 9) OBP: 0.308, SLG: 0.421										4	1	1	0	0	0					
Inning Stats	R: 0 E: 1 K: 1 S: 11	H: 0 LOB: 1 BB: 0 P: 17	R: 0 E: 0 K: 1 S: 8	H: 1 LOB: 1 BB: 0 P: 12	R: 1 E: 1 K: 1 S: 13	H: 1 LOB: 0 BB: 0 P: 20	R: 0 E: 0 K: 1 S: 12	H: 0 LOB: 1 BB: 1 P: 21	R: 0 E: 0 K: 2 S: 7	H: 0 LOB: 0 BB: 0 P: 11	R: 0 E: 0 K: 0 S: 7	H: 2 LOB: 2 BB: 0 P: 18	R: 0 E: 0 K: 2 S: 9	H: 0 LOB: 2 BB: 2 P: 21	R: 0 E: 0 K: 0 S: 9	H: 1 LOB: 1 BB: 0 P: 14	1B: 4 2B: 1 3B: 0 HR: 0	SF: 0 SAC: 0 DP: 0 HBP: 0	WP: 0 PB: 0 SB: 0 CS: 0	PA: 36
PITCHER	IP WLS BF H R ER SO BB IBB HBP BLK WP HR S P ERA WHIP																			
37 Scott Downs, L (1, 1) ERA: 4.09	6.0	W 23	3	1	0	6	2	0	0	0	0	0	0	59	99	0.00	0.833			
54 Jason Frasor, R (7, 1) ERA: 3.97	1.0	H 4	1	0	0	1	0	0	0	0	0	0	0	13	17	0.00	1.000			
Scott Schoeneweis, L (8, 1) ERA: 4.06	0.1	H 2	0	0	0	0	1	0	0	0	0	0	0	3	7	0.00	3.000			
Miguel Batista, R (8, 1) ERA: 3.29	1.2	S 7	1	0	0	2	1	0	0	0	0	0	0	15	28	0.00	1.200			

AB	32
R	1
H	5
RBI	0
BB	4
SO	9
LOB	12



Batter	1	2	3	4	5	6	7	8	9	AB	R	H	RBI	BB	SO	LOB	BOTTOM			
8 Russ Adams, L (1, 6) OBP: 0.345, SLG: 0.424	G6-3									4	0	1	1	0	1		Cleveland Indians @ Toronto Blue Jays Rogers Centre, Toronto, ON Sat Aug 27 2005, 4:07 PM EDT Att: 27,630 - Roof Closed - 68 F			
Frank Catalanotto, L (1, 7) 3 Reed Johnson, R (8, 7) OBP: 0.336, SLG: 0.435	K									4	0	1	1	0	2					
10 Vernon Wells, R (1, 8) OBP: 0.322, SLG: 0.491	G4-3									4	0	0	0	0	1					
47 Corey Koskie, L (1, 10) OBP: 0.333, SLG: 0.408										3	0	1	0	1	1					
2 Aaron Hill, R (1, 5) OBP: 0.348, SLG: 0.419										4	0	0	0	0	1					
9 Gregg Zaun, S (1, 2) OBP: 0.397, SLG: 0.377										3	0	0	0	0	1					
15 Alex Rios, R (1, 9) OBP: 0.316, SLG: 0.405										2	0	0	0	1	0					
Eric Hinske, L (1, 3) OBP: 0.339, SLG: 0.430										3	1	1	0	0	2					
Orlando Hudson, S (1, 4) OBP: 0.324, SLG: 0.417										3	1	2	0	0	0					
Inning Stats	R: 0 E: 0 K: 1 S: 7	H: 0 LOB: 0 BB: 0 P: 11	R: 0 E: 0 K: 1 S: 14	H: 1 LOB: 2 BB: 1 P: 25	R: 1 E: 0 K: 1 S: 13	H: 2 LOB: 2 BB: 1 P: 21	R: 1 E: 0 K: 1 S: 12	H: 3 LOB: 2 BB: 0 P: 19	R: 0 E: 0 K: 0 S: 8	H: 0 LOB: 0 BB: 0 P: 11	R: 0 E: 0 K: 0 S: 4	H: 0 LOB: 0 BB: 0 P: 7	R: 0 E: 0 K: 1 S: 7	H: 0 LOB: 0 BB: 0 P: 11	R: 0 E: 0 K: 0 S: 9	H: 0 LOB: 0 BB: 0 P: 11	1B: 5 2B: 1 3B: 0 HR: 0	SF: 0 SAC: 0 DP: 0 HBP: 0	WP: 0 PB: 0 SB: 1 CS: 0	PA: 32
PITCHER	IP WLS BF H R ER SO BB IBB HBP BLK WP HR S P ERA WHIP																			
Kevin Millwood, R (1, 1) ERA: 3.18	8.0	L 32	6	2	2	6	2	0	0	0	0	0	0	74	116	2.25	1.000			

AB	30
R	2
H	6
RBI	2
BB	2
SO	6
LOB	10



Batter	1	2	3	4	5	6	7	8	9	AB	R	H	RBI	BB	SO	LOB	TOP					
24 Grady Sizemore, L OBP: 0.344, SLG: 0.473										4	0	1	0	0	0	1	Cleveland Indians @ Toronto Blue Jays Rogers Centre, Toronto, ON Sun Aug 28 2005, 12:37 PM EDT Att: 31,785 - Sunny - 77 F					
Coco Crisp, S OBP: 0.341, SLG: 0.440										3	0	0	0	0	1							
2 Johnny Perella, R OBP: 0.358, SLG: 0.540										4	1	1	0	0	1							
48 Travis Hafner, L OBP: 0.413, SLG: 0.583										4	1	1	1	0	1							
41 Victor Martinez, S OBP: 0.365, SLG: 0.470										3	0	0	1	1	0							
Ronnie Belliard, R OBP: 0.325, SLG: 0.433										4	0	1	0	0	2							
Ben Broussard, L OBP: 0.311, SLG: 0.434										4	0	0	0	0	2							
Aaron Boone, R OBP: 0.301, SLG: 0.379										3	1	1	1	0	0							
Casey Blake, R OBP: 0.308, SLG: 0.428										3	1	1	1	0	0							
Inning Stats	R: 0 E: 0 K: 0 S: 12	H: 1 LOB: 0 BB: 0 P: 18	R: 0 E: 0 K: 1 S: 8	H: 0 LOB: 1 BB: 1 P: 15	R: 1 E: 0 K: 1 S: 10	H: 1 LOB: 0 BB: 0 P: 14	R: 2 E: 1 K: 1 S: 11	H: 2 LOB: 0 BB: 0 P: 14	R: 0 E: 0 K: 0 S: 8	H: 0 LOB: 0 BB: 0 P: 12	R: 1 E: 0 K: 0 S: 8	H: 1 LOB: 0 BB: 0 P: 12	R: 0 E: 0 K: 1 S: 7	H: 0 LOB: 0 BB: 0 P: 9	R: 0 E: 0 K: 0 S: 8	H: 1 LOB: 1 BB: 0 P: 13	1B: 1 2B: 3 3B: 0 HR: 2	SF: 0 SAC: 1 DP: 0 HBP: 0	WP: 0 PB: 0 SB: 1 CS: 0	PA: 35		
PITCHER	IP	WLS	BF	H	R	ER	SO	BB	IBB	HBP	BLK	WP	HR	S	P	ERA	WHIP					
Josh Towers, R ERA: 4.04	(1, 1)	7.0	L	27	5	4	3	4	1	0	0	0	0	2	68	101	3.86	0.857				
Scott Schoeneweis, L ERA: 3.97	(8, 1)	1.0		3	0	0	0	1	0	0	0	0	0	7	9	0.00	0.000					
22 Brandon League, R ERA: 6.34	(9, 1)	1.0		4	1	0	0	0	0	0	0	0	0	8	13	0.00	1.000					

AB	32
R	4
H	6
RBI	4
BB	1
SO	5
LOB	7



Batter	1	2	3	4	5	6	7	8	9	AB	R	H	RBI	BB	SO	LOB	BOTTOM					
8 Russ Adams, L OBP: 0.345, SLG: 0.422										4	0	1	0	0	0	3	Cleveland Indians @ Toronto Blue Jays Rogers Centre, Toronto, ON Sun Aug 28 2005, 12:37 PM EDT Att: 31,785 - Sunny - 77 F					
Frank Catalanotto, L OBP: 0.356, SLG: 0.425										3	0	1	0	0	0	1						
15 Alex Rios, R OBP: 0.315, SLG: 0.404										1	0	0	0	0	0	2						
10 Vernon Wells, R OBP: 0.320, SLG: 0.487										4	0	0	0	0	1	3						
47 Corey Koskie, L OBP: 0.336, SLG: 0.411										3	0	1	0	0	0							
Shea Hillenbrand, R OBP: 0.347, SLG: 0.457										4	0	1	0	0	0	3						
9 Gregg Zaun, S OBP: 0.358, SLG: 0.377										3	1	1	0	1	1							
Eric Hinske, L OBP: 0.339, SLG: 0.429										4	0	1	0	0	0	2						
3 Reed Johnson, R OBP: 0.335, SLG: 0.433										4	0	1	1	0	0							
Orlando Hudson, S OBP: 0.323, SLG: 0.418										4	0	1	0	0	2	2						
Inning Stats	R: 0 E: 0 K: 0 S: 14	H: 1 LOB: 2 BB: 0 P: 24	R: 1 E: 0 K: 1 S: 10	H: 3 LOB: 1 BB: 0 P: 16	R: 0 E: 0 K: 1 S: 8	H: 0 LOB: 0 BB: 0 P: 11	R: 0 E: 0 K: 0 S: 8	H: 1 LOB: 0 BB: 0 P: 11	R: 0 E: 0 K: 1 S: 10	H: 1 LOB: 1 BB: 0 P: 13	R: 0 E: 0 K: 0 S: 13	H: 1 LOB: 2 BB: 1 P: 21	R: 0 E: 1 K: 0 S: 10	H: 1 LOB: 2 BB: 0 P: 14	R: 0 E: 0 K: 1 S: 8	H: 0 LOB: 0 BB: 0 P: 13	R: 0 E: 0 K: 0 S: 8	H: 0 LOB: 0 BB: 0 P: 10	1B: 5 2B: 4 3B: 0 HR: 0	SF: 0 SAC: 0 DP: 2 HBP: 1	WP: 0 PB: 0 SB: 0 CS: 0	PA: 36
PITCHER	IP	WLS	BF	H	R	ER	SO	BB	IBB	HBP	BLK	WP	HR	S	P	ERA	WHIP					
37 Jake Westbrook, R ERA: 4.65	(1, 1)	6.1	W	28	8	1	1	3	1	0	1	0	0	70	107	1.42	1.421					
Scott Sauerbeck, L ERA: 2.73	(7, 1)	0.1	H	1	0	0	0	0	0	0	0	0	0	1	1	0.00	0.000					
Bob Howry, R ERA: 2.8	(7, 1)	1.1	H	4	0	0	0	1	0	0	0	0	0	10	15	0.00	0.000					
Bob Wickman, R ERA: 2.9	(9, 1)	1.0	S	3	0	0	0	0	0	0	0	0	0	8	10	0.00	0.000					

AB	34
R	1
H	8
RBI	1
BB	1
SO	4
LOB	17




Batter	1	2	3	4	5	6	7	8	9	AB	R	H	RBI	BB	SO	LOB	TOP				
14 Placido Polanco, R OBP: 0.391, SLG: 0.424	4-2 30 BB 1B HR BB	0-0 G6-3		2-0 P3		1-2 G6-3		2-1 G6-3		4	1	0	0	1	0	0	Detroit Tigers @ Cleveland Indians Jacobs Field, Cleveland, OH Mon Aug 29 2005, 7:05 PM EDT Att: 22,713 - Overcast - 77 F				
15 Brandon Inge, R OBP: 0.346, SLG: 0.421	1-1 F9	0-2 F8		0-0 F8		1-0 2B 1B		2-0 L8		5	0	1	0	0	0	1					
Ivan Rodriguez, R OBP: 0.301, SLG: 0.474	1-2 30 BB HR 1B		0-2 P4		1-1 BLK 2B		0-0 2B		2-2 K	5	2	3	0	0	1	0					
30 Magglio Ordonez, R OBP: 0.378, SLG: 0.495	4-0 HR BB		2-0 1B 1B 2B		1-3 K		0-3 K		1-1 BB 1B	4	2	2	0	1	2	3					
Dmitri Young, S OBP: 0.328, SLG: 0.486	2-2 HR		2-2 G5-3		3-1 2B		1-2 G5-3		1-3 K	5	1	2	5	0	1	2					
Carlos Pena, L OBP: 0.352, SLG: 0.468	0-0 HR		0-1 1B		4-2 BB		1-1 FC6-4 1B		4-0 FC5-4 BB	3	2	3	1	2	0	0					
Nook Logan, S OBP: 0.307, SLG: 0.338			2-3 1B		0-3 K		1-0 F9		0-1 FC5-4	5	0	1	2	0	1	5					
Craig Monroe, R OBP: 0.331, SLG: 0.445	2-0 G6-3		3-2 1B		1-2 G6-3		0-2 FC6-4			4	0	0	0	0	0	4					
20 Omar Infante, R OBP: 0.265, SLG: 0.388	2-2 F9		1-2 P2		1-2 G6-3		0-2 FC6-4			4	0	0	0	0	0	4					
28 Curtis Granderson, L OBP: 0.302, SLG: 0.533			3-3 K		1-0 F8		2-1 F7		1-3 K	4	0	0	0	0	2	0					
Inning Stats	R: 5 E: 0 K: 0 S: 19	H: 3 LOB: 2 BB: 35	R: 0 E: 0 K: 1 S: 8	H: 0 LOB: 0 BB: 11	R: 2 E: 0 K: 0 S: 19	H: 3 LOB: 1 BB: 0 P: 27	R: 0 E: 0 K: 0 S: 3	H: 0 LOB: 2 BB: 1 P: 6	R: 1 E: 0 K: 2 S: 15	H: 2 LOB: 2 BB: 1 P: 25	R: 0 E: 0 K: 1 S: 10	H: 2 LOB: 1 BB: 0 P: 14	R: 0 E: 0 K: 1 S: 7	H: 0 LOB: 0 BB: 12	R: 0 E: 0 K: 2 S: 11	H: 1 LOB: 2 BB: 1 P: 19	1B: 6 2B: 4 3B: 0 HR: 2	SF: 0 SAC: 0 DP: 0 HBP: 0	WP: 0 PB: 0 SB: 0 CS: 0	PA: 43	
PITCHER	IP WLS BF H R ER SO BB IBB HBP BLK WP HR S P ERA WHIP	IP WLS BF H R ER SO BB IBB HBP BLK WP HR S P ERA WHIP																			
Scott Elarton, R ERA: 5.08	(1, 1) 3.0 17 6 7 7 1 2 0 0 0 0 0 2 46 73 21.00 2.667	(4, 1) 2.2 13 4 1 1 2 1 0 0 1 0 0 25 42 3.38 1.875	(6, 1) 1.1 5 1 0 0 1 0 0 0 0 0 0 12 15 0.00 0.750	(8, 1) 1.0 3 0 0 0 1 0 0 0 0 0 0 7 12 0.00 0.000	(9, 1) 1.0 5 1 0 0 2 1 0 0 0 0 0 0 11 19 0.00 2.000																

Batter	1	2	3	4	5	6	7	8	9	AB	R	H	RBI	BB	SO	LOB	BOTTOM			
24 Grady Sizemore, L OBP: 0.344, SLG: 0.471	3-2 2B 1B	3-1 F7		4-2 2B 48 SF8 2B BB		0-2 G3-1		3-3 K		4	2	1	0	1	1	1	Detroit Tigers @ Cleveland Indians Jacobs Field, Cleveland, OH Mon Aug 29 2005, 7:05 PM EDT Att: 22,713 - Overcast - 77 F			
Coco Crisp, S OBP: 0.343, SLG: 0.446	2-1 2B 2B	4-2 BB		1-1 SF7		0-2 41 BB 2B		1-1 F8		3	1	2	2	1	0	0				
2 Johnny Perella, R OBP: 0.358, SLG: 0.541	1-1 48 G3 41 SF9 2B	2-3 K		3-H E7 48 SF8 1B		1-0 G5-3		2-1 G4-3		5	1	2	2	0	1	2				
48 Travis Hafner, L OBP: 0.411, SLG: 0.579	1-0 G3	0-0 G6-3		1-0 SF8		4-0 41 BB IBB		2-1 L9		3	0	0	1	1	0	2				
41 Victor Martinez, S OBP: 0.364, SLG: 0.468	1-2 SF9		0-0 G3		0-0 G6-3		4-2 BB		1-2 2-3 BB	2	0	0	1	1	0	1				
Ronnie Belliard, R OBP: 0.322, SLG: 0.429	3-H E6 3B		0-0 G6-3		1-0 G4-3		1-1 F9			4	1	0	0	0	0	3				
Ben Broussard, L OBP: 0.312, SLG: 0.447	3-2 1B 3B		0-1 F8		1-1 HR		0-1 F7			4	2	2	2	0	0	0				
Aaron Boone, R OBP: 0.303, SLG: 0.380	2-2 2B 1B		0-2 1B SF7 1B		0-2 L1		0-3 K			4	2	2	1	0	1	0				
Casey Blake, R OBP: 0.312, SLG: 0.433	1-1 1B 2B		1-2 2B 1B		1-3 K		0-0 1B			4	1	3	1	0	1	0				
Inning Stats	R: 6 E: 1 K: 0 S: 24	H: 6 LOB: 1 BB: 0 P: 39	R: 0 E: 0 K: 1 S: 8	H: 0 LOB: 1 BB: 1 P: 17	R: 0 E: 0 K: 0 S: 4	H: 0 LOB: 0 BB: 0 P: 4	R: 3 E: 1 K: 0 S: 16	H: 3 LOB: 1 BB: 1 P: 23	R: 1 E: 0 K: 1 S: 15	H: 1 LOB: 0 BB: 0 P: 18	R: 0 E: 0 K: 0 S: 11	H: 1 LOB: 3 BB: 2 P: 21	R: 0 E: 0 K: 2 S: 11	H: 1 LOB: 1 BB: 0 P: 14	R: 0 E: 0 K: 0 S: 6	H: 0 LOB: 0 BB: 0 P: 11		1B: 6 2B: 4 3B: 1 HR: 1	SF: 3 SAC: 0 DP: 0 HBP: 0	WP: 0 PB: 0 SB: 0 CS: 0
PITCHER	IP WLS BF H R ER SO BB IBB HBP BLK WP HR S P ERA WHIP	IP WLS BF H R ER SO BB IBB HBP BLK WP HR S P ERA WHIP																		
38 Jeremy Bonderman, R ERA: 4.44	(1, 1) 3.1 21 9 9 5 1 2 0 0 0 0 0 1 23 27 4.50 1.000	(4, 1) 2.0 8 2 1 1 1 0 0 0 0 0 0 1 23 27 4.50 1.000	(6, 1) 1.2 8 1 0 0 2 1 1 0 0 0 0 0 16 29 0.00 1.200	(8, 1) 1.0 3 0 0 0 0 0 0 0 0 0 0 0 6 11 0.00 0.000																

Batter	1	2	3	4	5	6	7	8	9	AB	R	H	RBI	BB	SO	LOB	TOP		
14 Placido Polanco, R OBP: 0.391, SLG: 0.426	1-0 30 1B 2B	0-3 K		1-3 K			1-2 1B		2-1 G3	5	1	2	0	0	2	3			
31 Chris Shelton, R OBP: 0.370, SLG: 0.516	2-2 G6-3	3-2 G6-3			3-2 F9		2-3 K		0-2 F9	5	0	0	0	0	1	5			
Ivan Rodriguez, R OBP: 0.300, SLG: 0.478	2-2 G6-3		2-0 G6-3		1-3 K			0-0 HR	0-0 F8	5	1	1	1	0	1	2			
30 Magglio Ordonez, R OBP: 0.376, SLG: 0.490	0-2 2B 1B		2-1 P3		1-0 F8			2-2 F9		4	1	1	1	0	0	0			
Dmitri Young, S OBP: 0.331, SLG: 0.491 Nook Logan, S OBP: 0.307, SLG: 0.338 (8, PR)	2-2 1-H 2B		0-2 2B 1B		2-3 K			1-1 2B 1B		4	0	3	1	0	1	0			
Craig Monroe, R OBP: 0.331, SLG: 0.446	2-2 G4-3		1-1 2B		1-2 G5-3			1-3 K		4	0	1	0	0	1	2			
Carlos Pena, L OBP: 0.349, SLG: 0.468		2-0 G3	0-0 G3-1		2-3 K			1-1 1-H 2B		4	0	1	1	0	1	2			
15 Brandon Inge, R OBP: 0.345, SLG: 0.418		4-2 20 WP BB		1-1 G5-3			1-0 P3	2-1 F9		3	0	0	0	1	0	2			
20 Omar Infante, R OBP: 0.268, SLG: 0.387		4-2 1-2 BB		0-1 F8			0-2 P6		1-1 31 F9 14 G3 1B	3	0	1	0	1	0	0			
Inning Stats	R: 2 H: 3 E: 0 K: 0 S: 21	H: 3 LOB: 1 BB: 0 P: 30	R: 0 H: 0 E: 0 K: 1 S: 13	LOB: 2 BB: 2 P: 26	R: 0 H: 2 E: 0 K: 0 S: 9	H: 2 LOB: 0 BB: 0 P: 14	R: 0 H: 0 E: 0 K: 1 S: 7	H: 0 LOB: 0 BB: 0 P: 9	R: 0 H: 0 E: 0 K: 2 S: 9	H: 0 LOB: 0 BB: 0 P: 14	R: 0 H: 1 E: 0 K: 1 S: 13	H: 1 LOB: 1 BB: 0 P: 17	R: 2 H: 3 E: 0 K: 1 S: 13	H: 3 LOB: 2 BB: 0 P: 20	R: 0 H: 1 E: 0 K: 0 S: 9	H: 1 LOB: 1 BB: 0 P: 11	1B: 5 2B: 4 3B: 0 HR: 1	SF: 0 SAC: 0 DP: 0 HBP: 0	WP: 1 PA: 39 PB: 0 SB: 0 CS: 0
PITCHER	IP WLS BF H R ER SO BB IBB HBP BLK WP HR S P ERA WHIP	IP WLS BF H R ER SO BB IBB HBP BLK WP HR S P ERA WHIP	IP WLS BF H R ER SO BB IBB HBP BLK WP HR S P ERA WHIP	IP WLS BF H R ER SO BB IBB HBP BLK WP HR S P ERA WHIP	IP WLS BF H R ER SO BB IBB HBP BLK WP HR S P ERA WHIP	IP WLS BF H R ER SO BB IBB HBP BLK WP HR S P ERA WHIP	IP WLS BF H R ER SO BB IBB HBP BLK WP HR S P ERA WHIP	IP WLS BF H R ER SO BB IBB HBP BLK WP HR S P ERA WHIP	IP WLS BF H R ER SO BB IBB HBP BLK WP HR S P ERA WHIP	IP WLS BF H R ER SO BB IBB HBP BLK WP HR S P ERA WHIP	IP WLS BF H R ER SO BB IBB HBP BLK WP HR S P ERA WHIP	IP WLS BF H R ER SO BB IBB HBP BLK WP HR S P ERA WHIP	IP WLS BF H R ER SO BB IBB HBP BLK WP HR S P ERA WHIP	IP WLS BF H R ER SO BB IBB HBP BLK WP HR S P ERA WHIP	IP WLS BF H R ER SO BB IBB HBP BLK WP HR S P ERA WHIP	IP WLS BF H R ER SO BB IBB HBP BLK WP HR S P ERA WHIP	IP WLS BF H R ER SO BB IBB HBP BLK WP HR S P ERA WHIP	IP WLS BF H R ER SO BB IBB HBP BLK WP HR S P ERA WHIP	IP WLS BF H R ER SO BB IBB HBP BLK WP HR S P ERA WHIP

Detroit Tigers @ Cleveland Indians
Jacobs Field, Cleveland, OH
Wed Aug 31 2005, 7:05 PM EDT
Att: 22,091 - Partly Cloudy - 74 F


AB 37
R 4
H 10
RBI 4
BB 2
SO 7
LOB 16



Batter	1	2	3	4	5	6	7	8	9	AB	R	H	RBI	BB	SO	LOB	BOTTOM		
24 Grady Sizemore, L OBP: 0.343, SLG: 0.471	1-1 48 G3 41 1B 2B				3-3 K			3-2 F7-6-4		4	1	1	0	0	2	2			
Coco Crisp, S OBP: 0.340, SLG: 0.442	1-0 G6-3		0-0 G6-3		2-0 F8			0-1 P6		4	0	0	0	0	0	1			
2 Johnny Perella, R OBP: 0.357, SLG: 0.537	4-0 48 G3 41 1B BB		0-1 P4		1-3 K			2-3 K		3	1	0	0	1	2	0			
48 Travis Hafner, L OBP: 0.410, SLG: 0.578	2-1 G3		0-3 K		1-3 K			0-2 41 2B		4	1	1	0	0	2	2			
41 Victor Martinez, S OBP: 0.365, SLG: 0.471 38 Franklin Gutierrez, R (9, PR)	2-2 2-H 3-H 1B			3-1 L5			2-3 K	0-1 F9 2B		4	0	2	3	0	1	0			
Ronnie Belliard, R OBP: 0.321, SLG: 0.426	0-0 FC6-4			1-1 G5-3			4-2 FC6-4 BB	2-1 F9		3	0	0	0	1	0	2			
José Hernández, R OBP: 0.278, SLG: 0.350 Ben Broussard, L OBP: 0.312, SLG: 0.446		0-0 G4-3		0-2 G6-3			2-2 FC6-4	0-2 G4-3		3	0	0	0	0	0	1			
Aaron Boone, R OBP: 0.303, SLG: 0.382		2-1 2B			1-0 P3			2-2 F7		3	0	1	0	0	0	1			
Casey Blake, R OBP: 0.312, SLG: 0.435		3-1 L8			3-1 L7			3-2 24 F7-6-4 2B		3	0	1	0	0	0	1			
Inning Stats	R: 2 H: 2 E: 0 K: 0 S: 9	H: 2 LOB: 1 BB: 1 P: 19	R: 0 H: 1 E: 0 K: 1 S: 9	H: 1 LOB: 0 BB: 0 P: 17	R: 0 H: 0 E: 0 K: 1 S: 6	H: 0 LOB: 0 BB: 0 P: 6	R: 0 H: 0 E: 0 K: 0 S: 7	H: 0 LOB: 0 BB: 0 P: 11	R: 0 H: 0 E: 0 K: 2 S: 8	H: 0 LOB: 0 BB: 0 P: 12	R: 0 H: 0 E: 0 K: 1 S: 13	H: 0 LOB: 1 BB: 1 P: 23	R: 0 H: 1 E: 0 K: 0 S: 9	H: 1 LOB: 0 BB: 0 P: 15	R: 1 H: 2 E: 0 K: 1 S: 14	H: 2 LOB: 2 BB: 0 P: 18	1B: 1 2B: 6 3B: 0 HR: 0	SF: 0 SAC: 0 DP: 1 HBP: 0	WP: 0 PA: 34 PB: 0 SB: 0 CS: 0
PITCHER	IP WLS BF H R ER SO BB IBB HBP BLK WP HR S P ERA WHIP	IP WLS BF H R ER SO BB IBB HBP BLK WP HR S P ERA WHIP	IP WLS BF H R ER SO BB IBB HBP BLK WP HR S P ERA WHIP	IP WLS BF H R ER SO BB IBB HBP BLK WP HR S P ERA WHIP	IP WLS BF H R ER SO BB IBB HBP BLK WP HR S P ERA WHIP	IP WLS BF H R ER SO BB IBB HBP BLK WP HR S P ERA WHIP	IP WLS BF H R ER SO BB IBB HBP BLK WP HR S P ERA WHIP	IP WLS BF H R ER SO BB IBB HBP BLK WP HR S P ERA WHIP	IP WLS BF H R ER SO BB IBB HBP BLK WP HR S P ERA WHIP	IP WLS BF H R ER SO BB IBB HBP BLK WP HR S P ERA WHIP	IP WLS BF H R ER SO BB IBB HBP BLK WP HR S P ERA WHIP	IP WLS BF H R ER SO BB IBB HBP BLK WP HR S P ERA WHIP	IP WLS BF H R ER SO BB IBB HBP BLK WP HR S P ERA WHIP	IP WLS BF H R ER SO BB IBB HBP BLK WP HR S P ERA WHIP	IP WLS BF H R ER SO BB IBB HBP BLK WP HR S P ERA WHIP	IP WLS BF H R ER SO BB IBB HBP BLK WP HR S P ERA WHIP	IP WLS BF H R ER SO BB IBB HBP BLK WP HR S P ERA WHIP	IP WLS BF H R ER SO BB IBB HBP BLK WP HR S P ERA WHIP	IP WLS BF H R ER SO BB IBB HBP BLK WP HR S P ERA WHIP

Detroit Tigers @ Cleveland Indians
Jacobs Field, Cleveland, OH
Wed Aug 31 2005, 7:05 PM EDT
Att: 22,091 - Partly Cloudy - 74 F

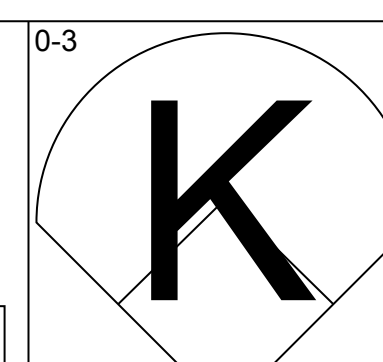
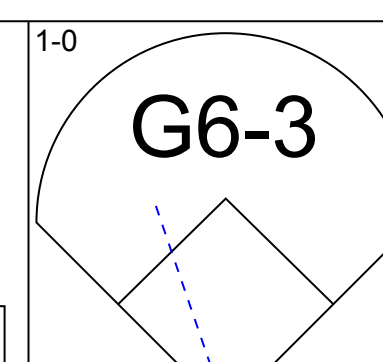
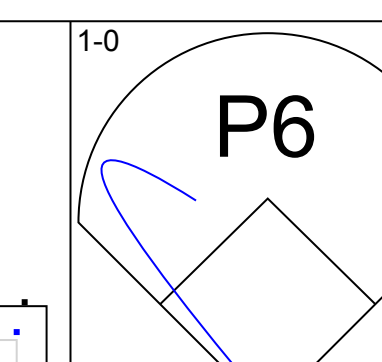
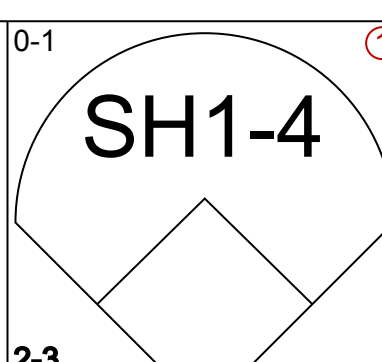

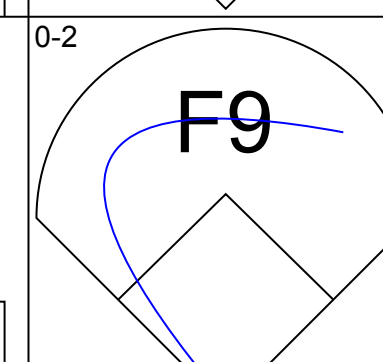
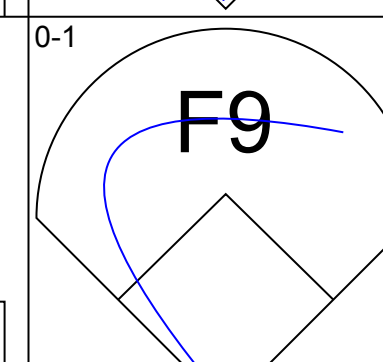
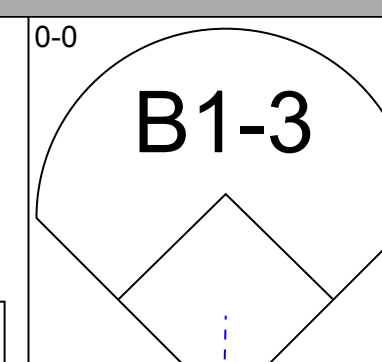
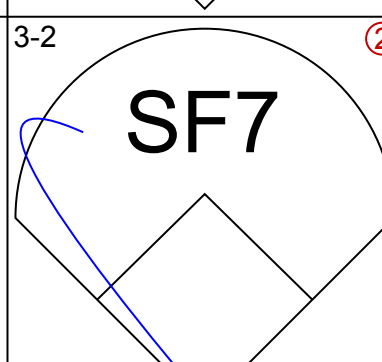
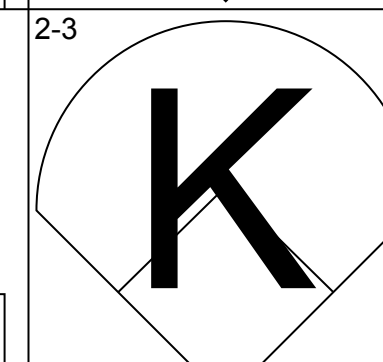
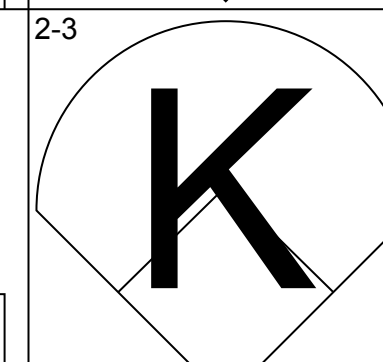
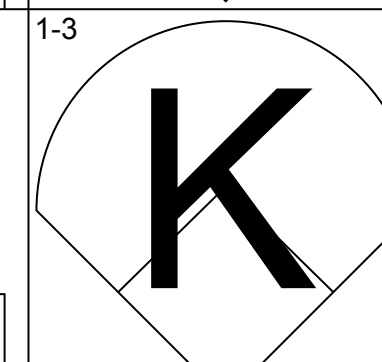
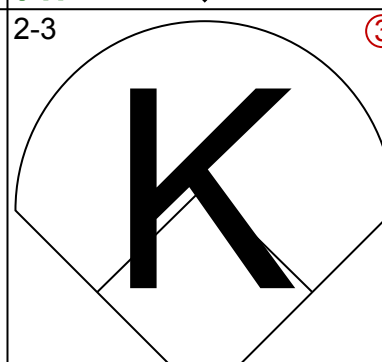
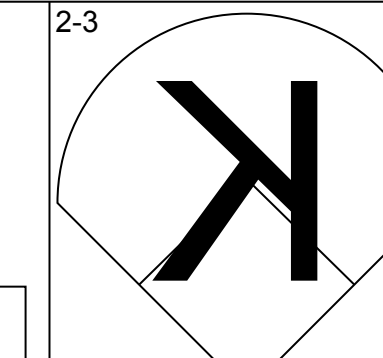
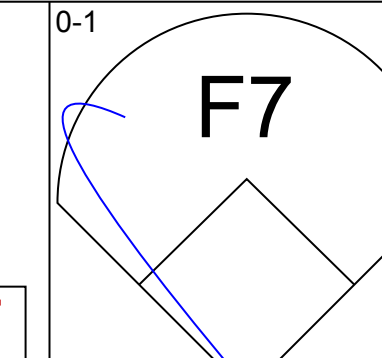
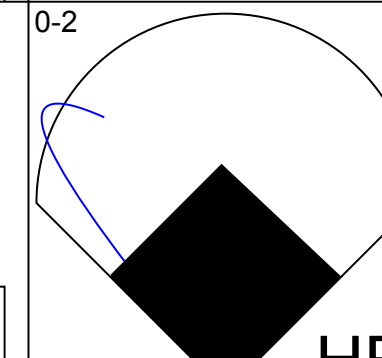
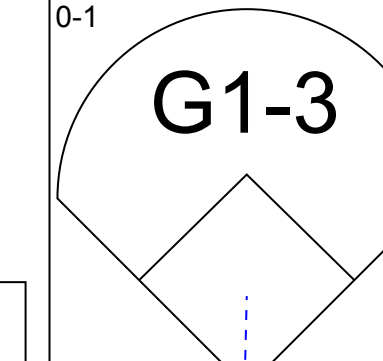
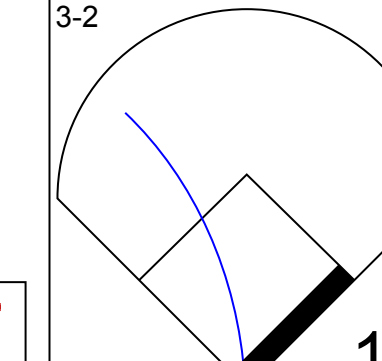
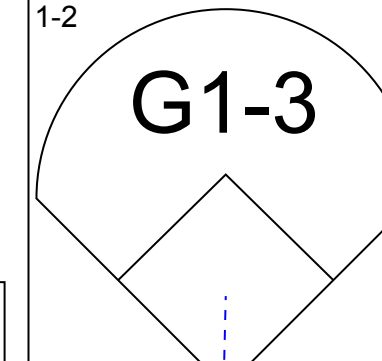
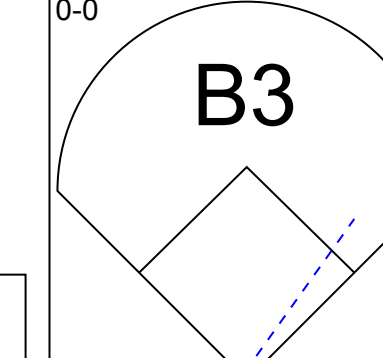
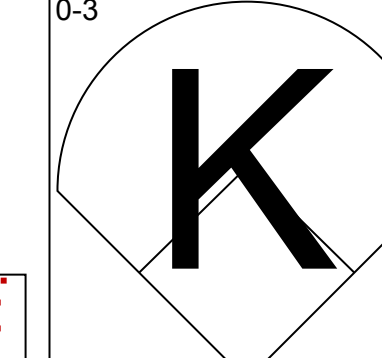
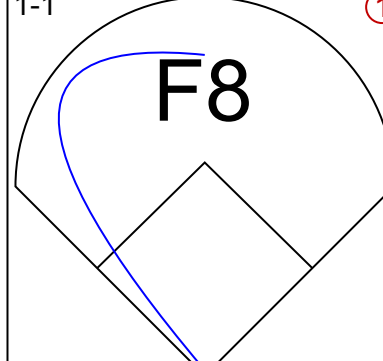
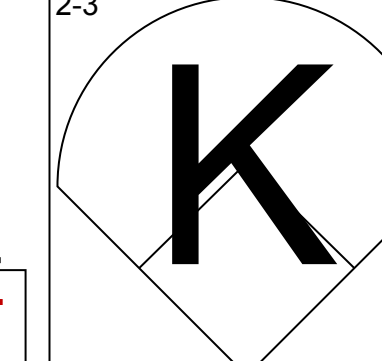
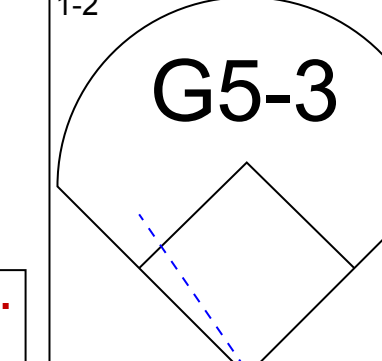
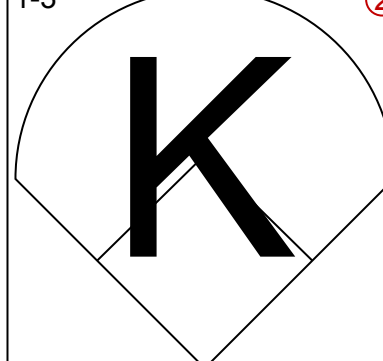
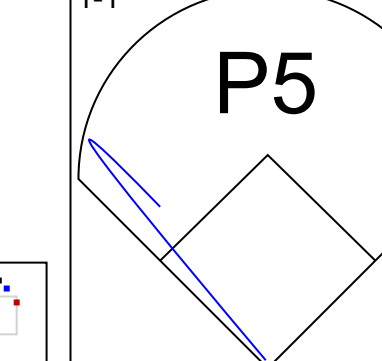
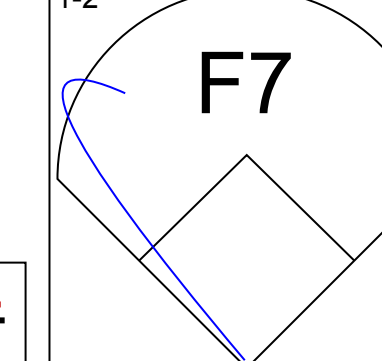

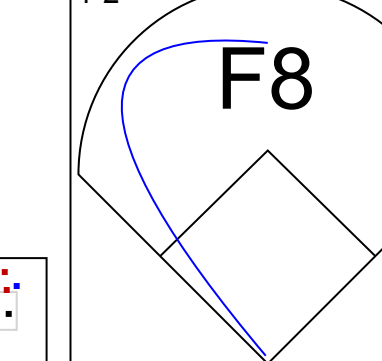
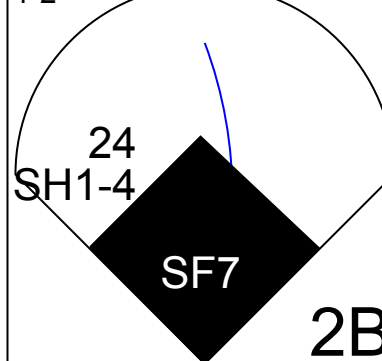
AB 32
R 3
H 6
RBI 3
BB 2
SO 7
LOB 12

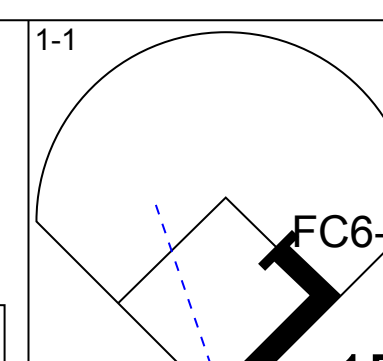
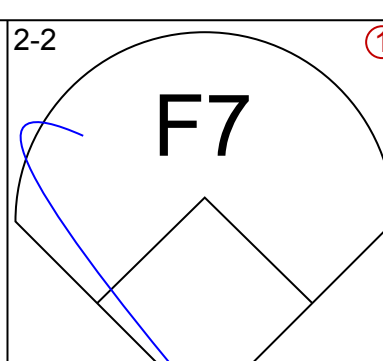
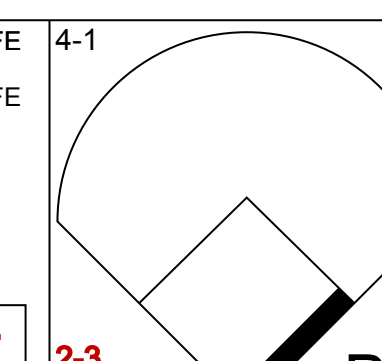
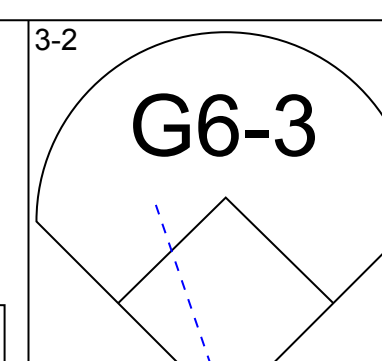

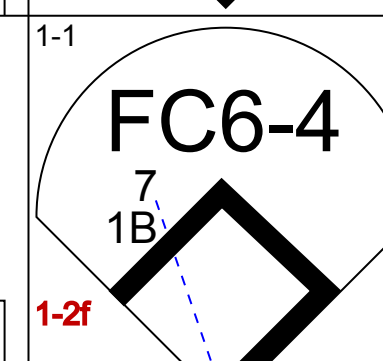
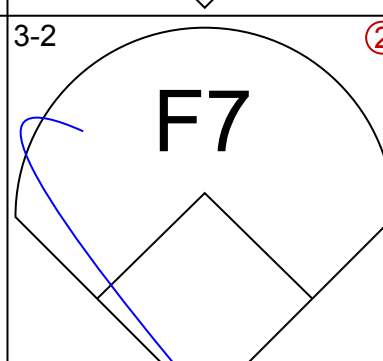
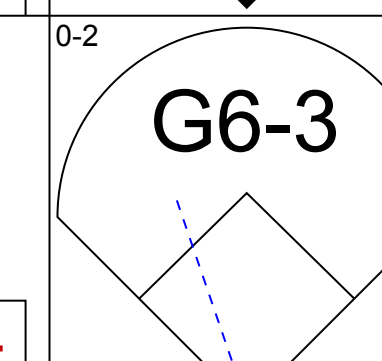
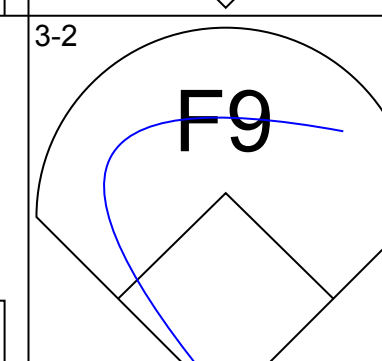
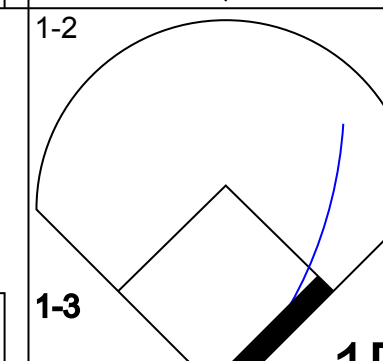
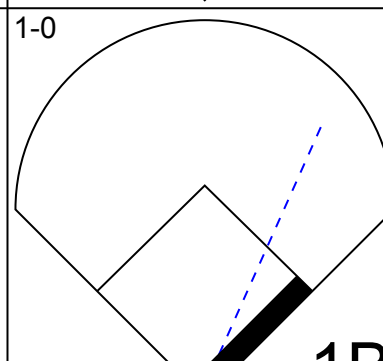
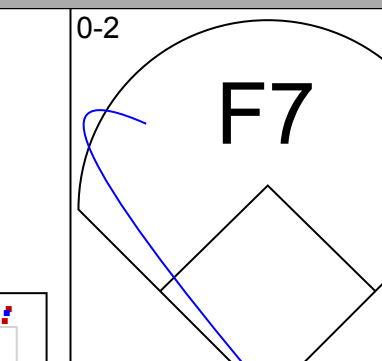
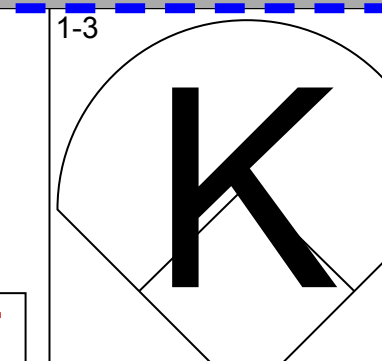
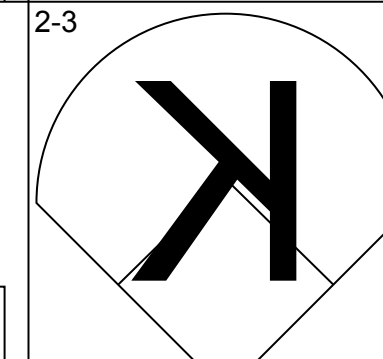
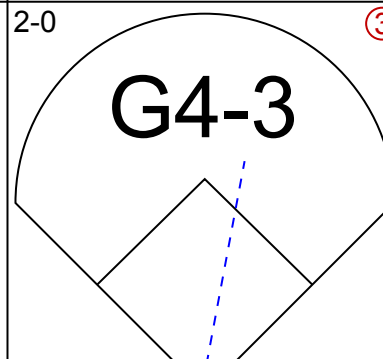
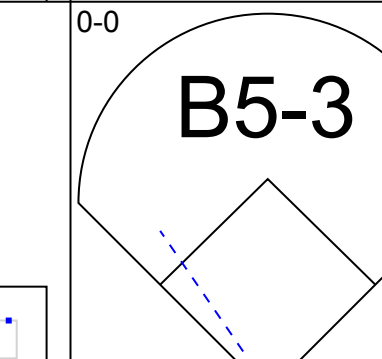
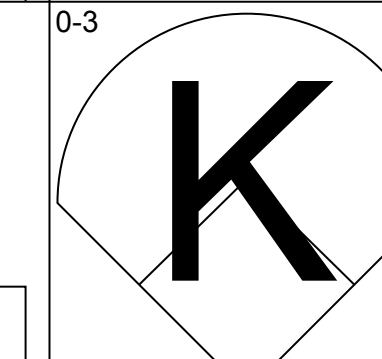
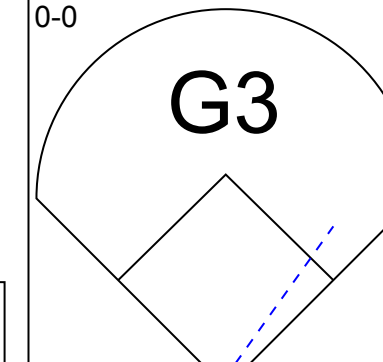
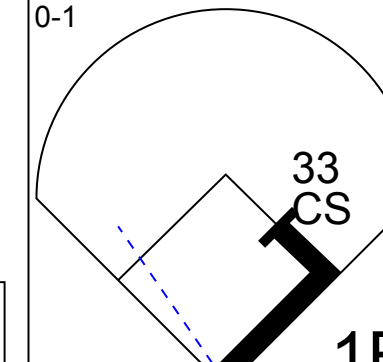
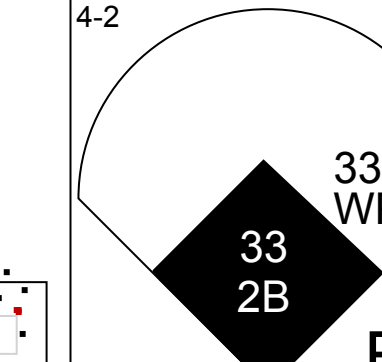
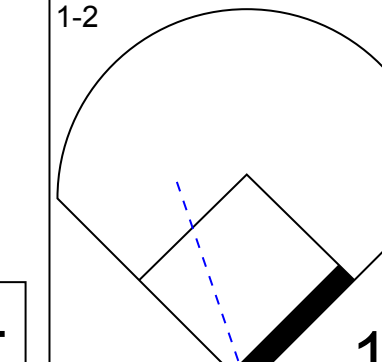
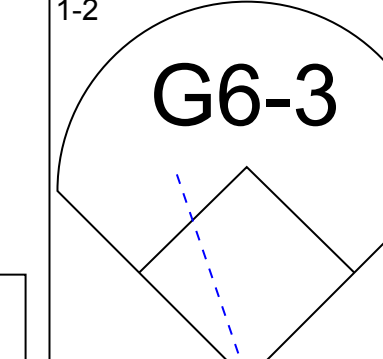
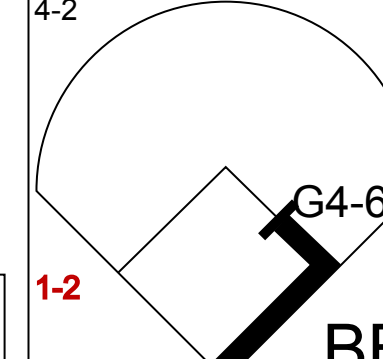
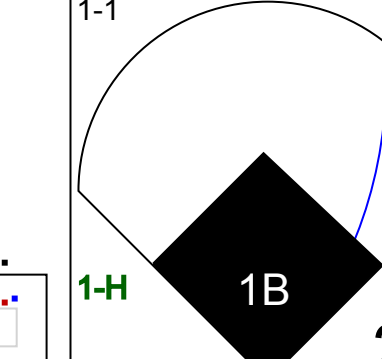
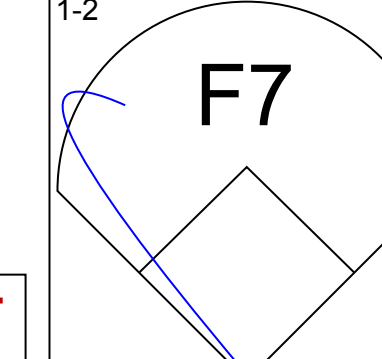
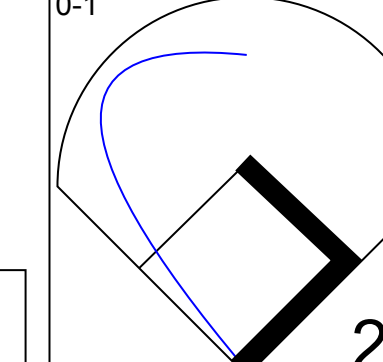
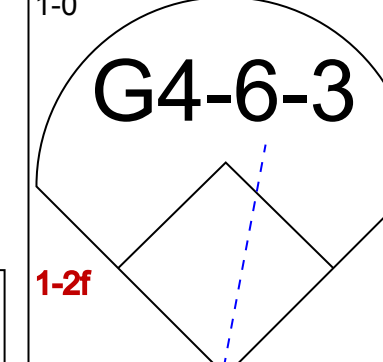
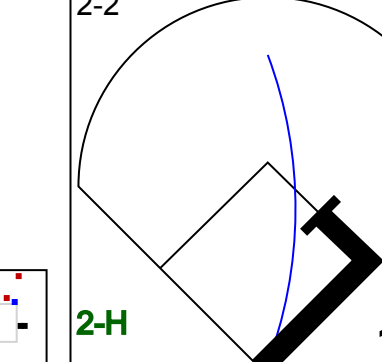
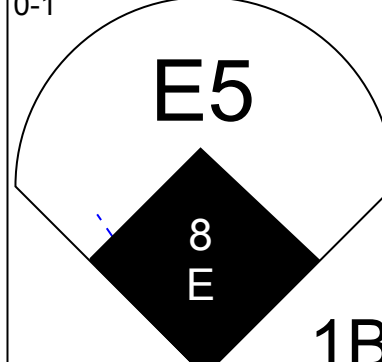
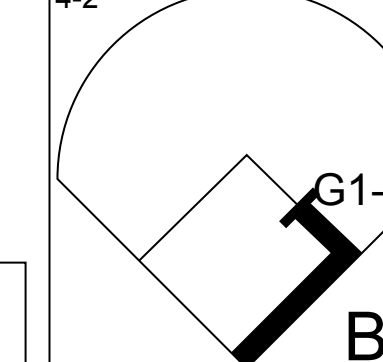

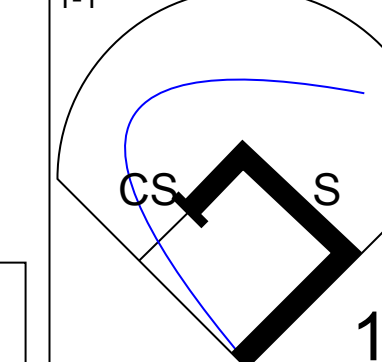
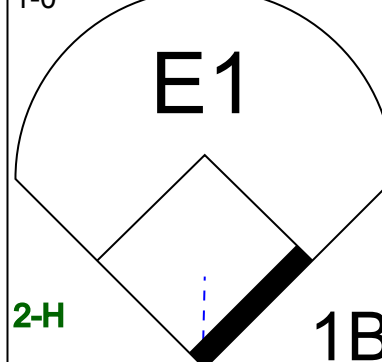
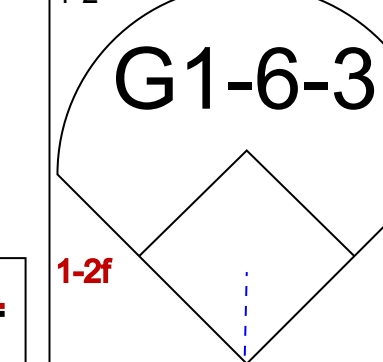

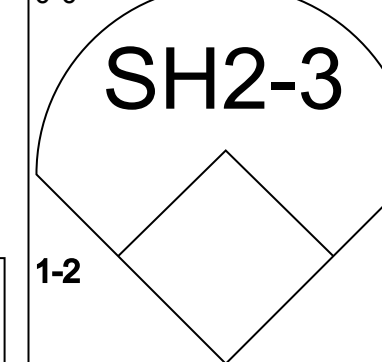



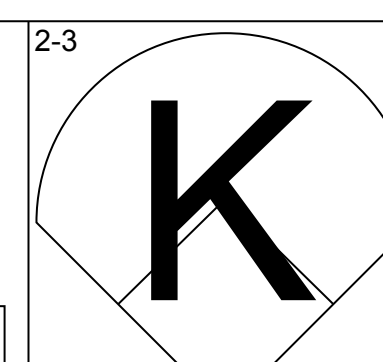
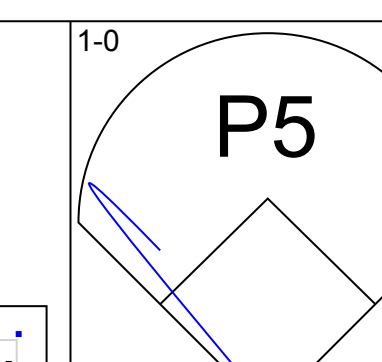
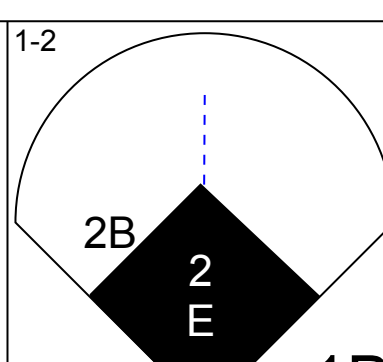
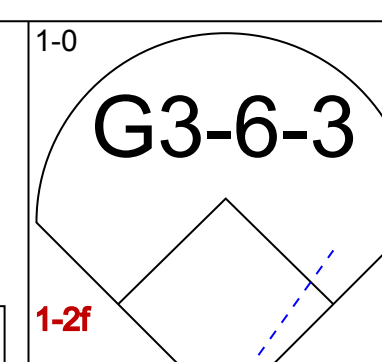
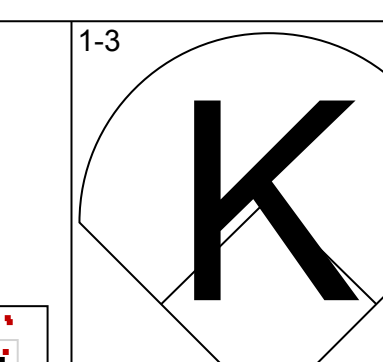
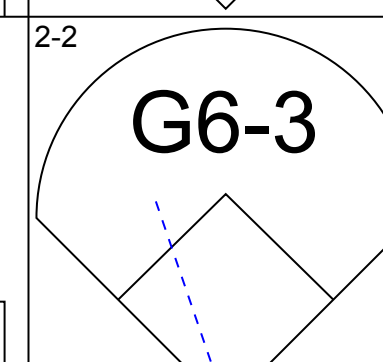
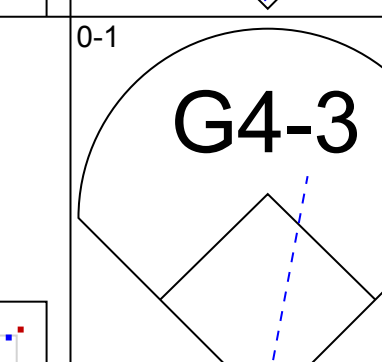
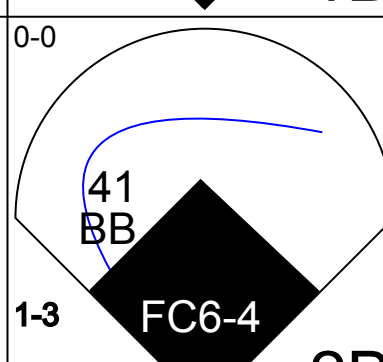
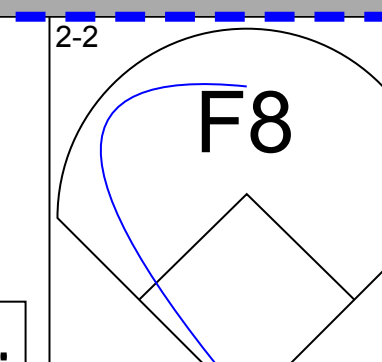
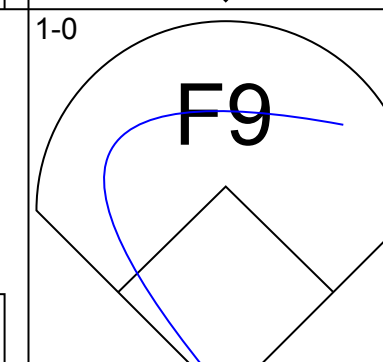
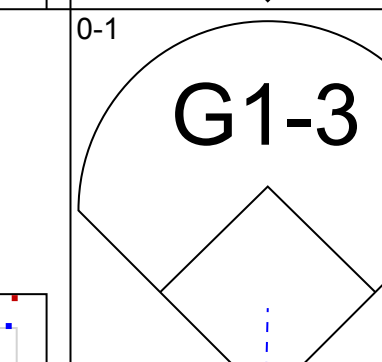
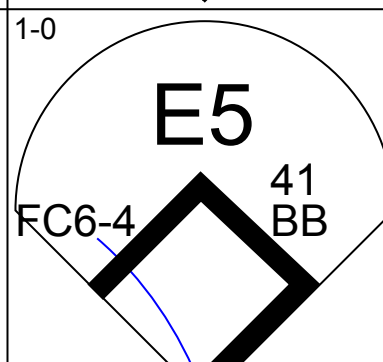
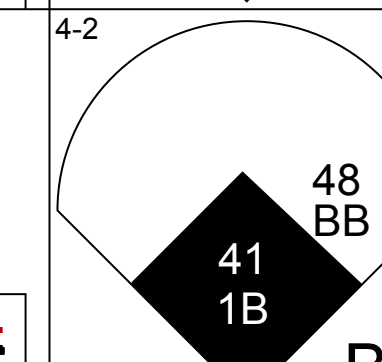
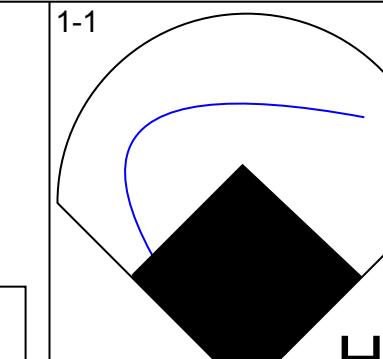
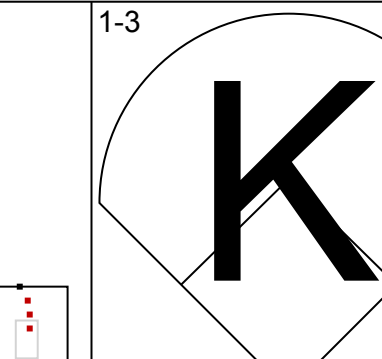
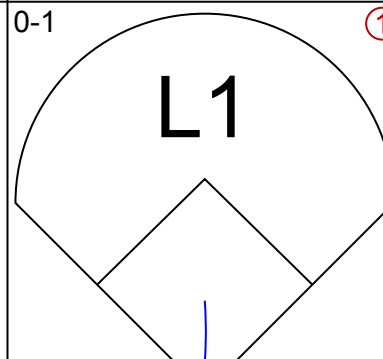
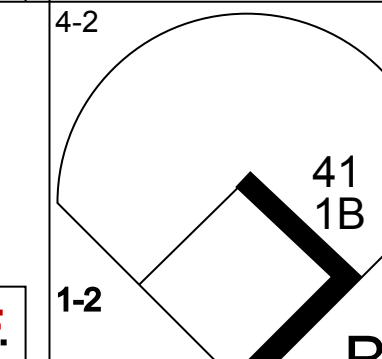
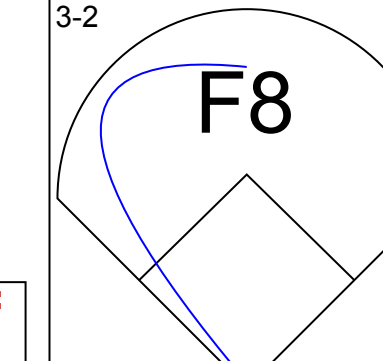
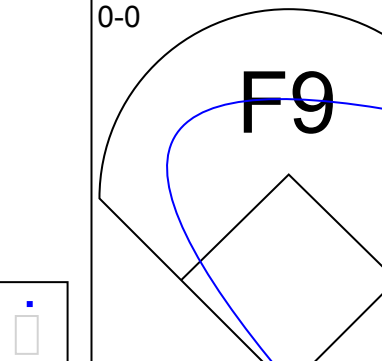
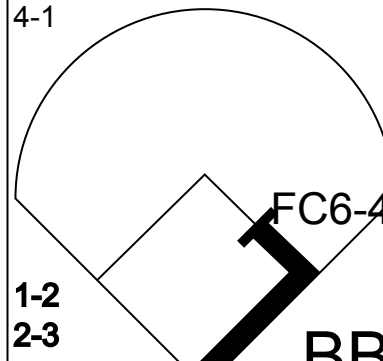
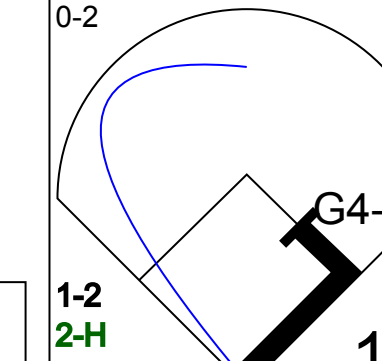
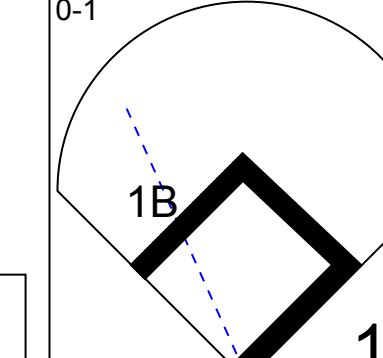
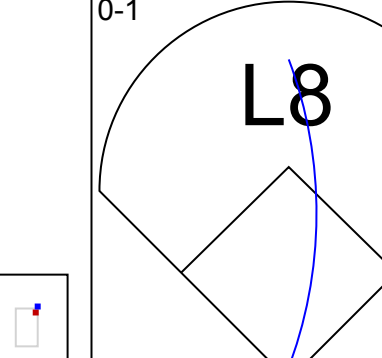
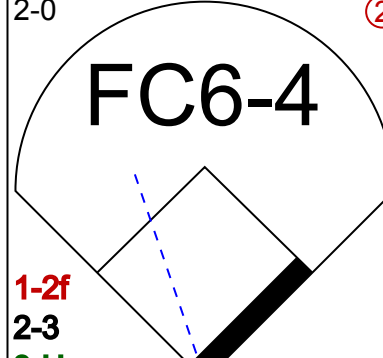
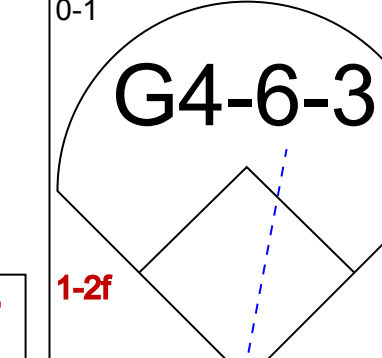
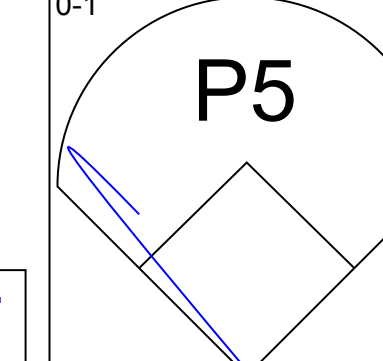
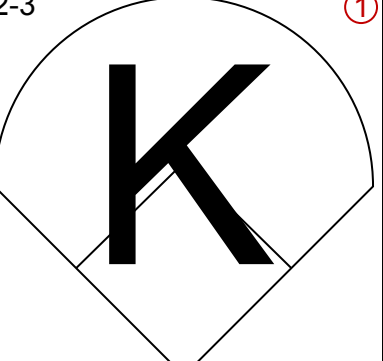
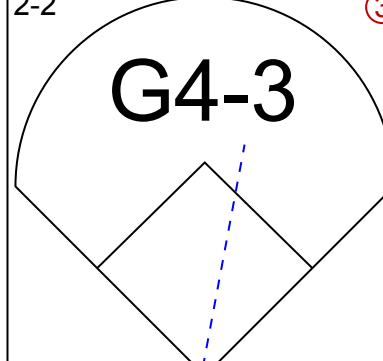
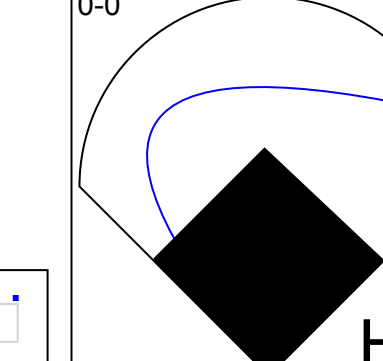
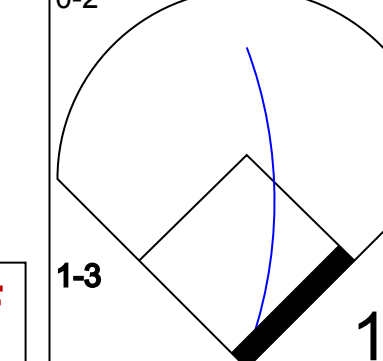
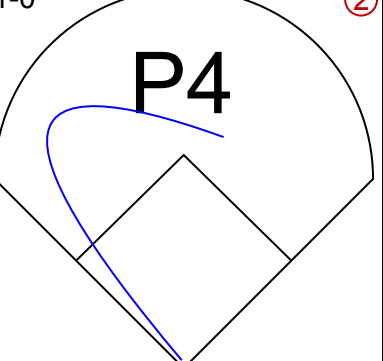
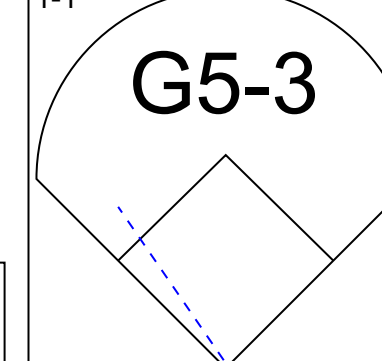
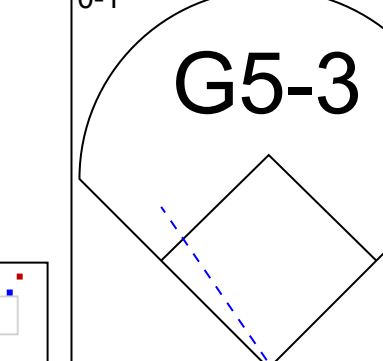
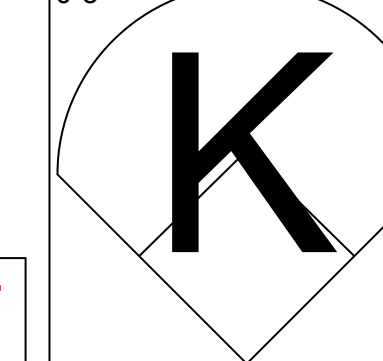
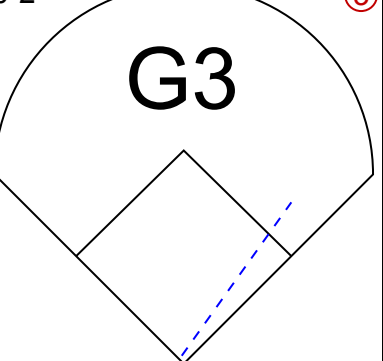
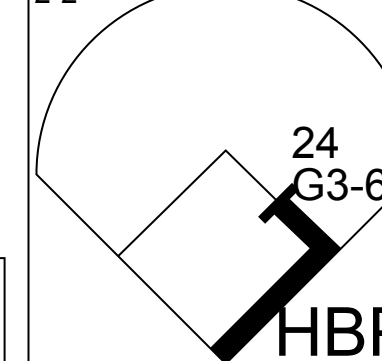
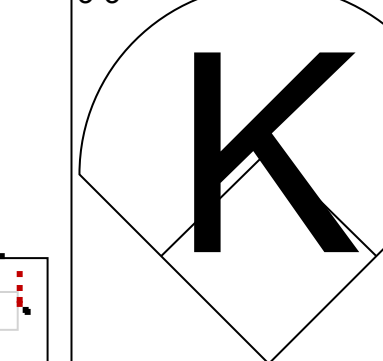
Batter	1	2	3	4	5	6	7	8	9	AB	R	H	RBI	BB	SO	LOB	TOP								
24 Grady Sizemore, L OBP: 0.344, SLG: 0.476	G6-3		F7				HR		G4-3	5	1	2	2	0	0	0	Cleveland Indians @ Minnesota Twins Hubert H. Humphrey Metrodome, Minneapolis, MN Fri Sep 02 2005, 8:10 PM EDT Att: 16,119 - Dome - 70 F								
Coco Crisp, S OBP: 0.341, SLG: 0.441	G6-4-3 1B		K				FC6-4 1B		G6-3	5	0	2	0	0	1	2									
2 Johnny Perella, R OBP: 0.354, SLG: 0.531	G6-4-3			K			FC6-4			4	0	0	0	0	1	4									
48 Travis Hafner, L OBP: 0.406, SLG: 0.572		F7		K					K	4	0	0	0	0	3	0									
41 Victor Martinez, S OBP: 0.364, SLG: 0.469	G3-1			G4-3			P4		FC6-4 1B	4	0	1	0	0	0	0									
Ronnie Belliard, R OBP: 0.325, SLG: 0.431		1B 2B					1B FC6		FC6-4 HR	4	3	3	0	0	0	1									
Ben Broussard, L OBP: 0.313, SLG: 0.455							1B		HR	4	1	2	3	0	0	2									
Aaron Boone, R OBP: 0.302, SLG: 0.381	L7						FC6 24 1B		F8	4	1	1	0	0	0	1									
Casey Blake, R OBP: 0.309, SLG: 0.431			G5-3				FC6 24 1B		G5-3	4	0	0	1	0	0	1									
Inning Stats	R: 0 E: 0 K: 0 S: 9	H: 1 LOB: 0 BB: 0 P: 11	R: 1 E: 0 K: 0 S: 14	H: 2 LOB: 1 BB: 0 P: 21	R: 0 E: 0 K: 1 S: 8	H: 0 LOB: 0 BB: 0 P: 14	R: 0 E: 0 K: 2 S: 7	H: 0 LOB: 0 BB: 0 P: 10	R: 2 E: 1 K: 0 S: 15	H: 3 LOB: 2 BB: 0 P: 22	R: 0 E: 0 K: 1 S: 10	H: 1 LOB: 1 BB: 0 P: 15	R: 1 E: 0 K: 0 S: 11	H: 2 LOB: 1 BB: 0 P: 11	R: 2 E: 0 K: 1 S: 11	H: 2 LOB: 0 BB: 0 P: 19	R: 0 E: 0 K: 0 S: 3	H: 0 LOB: 0 BB: 0 P: 7	1B: 8 2B: 1 3B: 0 HR: 2	SF: 0 SAC: 0 DP: 1 HBP: 0	WP: 0 PB: 0 SB: 0 CS: 0	PA: 38			
PITCHER	IP	WLS	BF	H	R	ER	SO	BB	IBB	HBP	BLK	WP	HR	S	P	ERA	WHIP								
Brad Radke, R ERA: 3.71	7.0	L	30	9	4	3	4	0	0	0	0	0	1	74	104	3.86	1.286								
J.C. Romero, L ERA: 3.1	1.0		5	2	2	2	1	0	0	0	0	0	1	11	19	18.00	2.000								
Joe Mays, R ERA: 5.12	1.0		3	0	0	0	0	0	0	0	0	0	0	3	7	0.00	0.000								

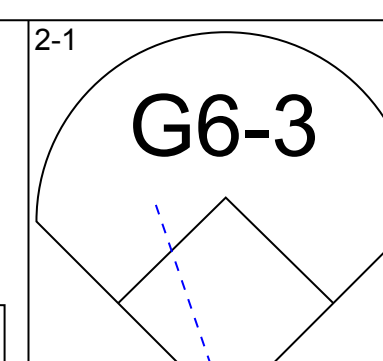
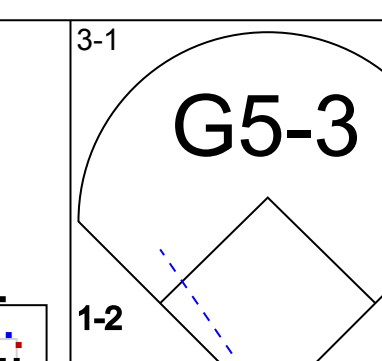
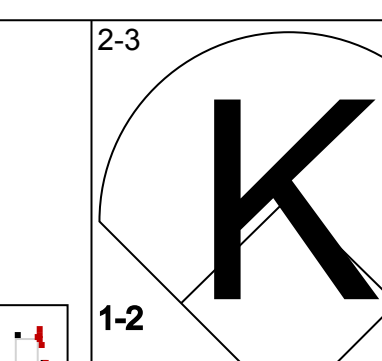
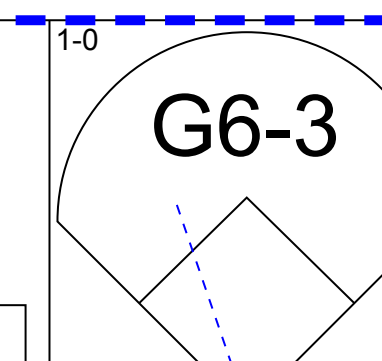
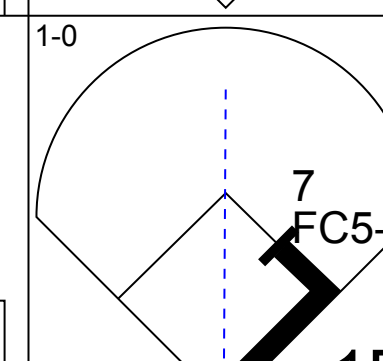
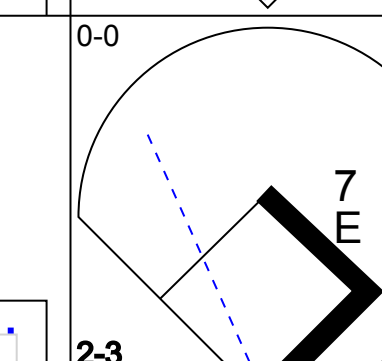
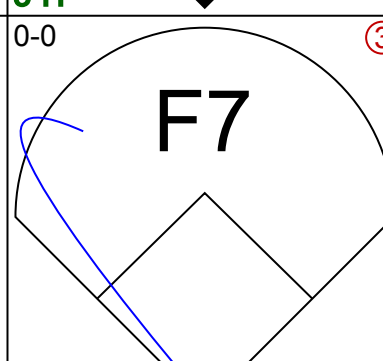
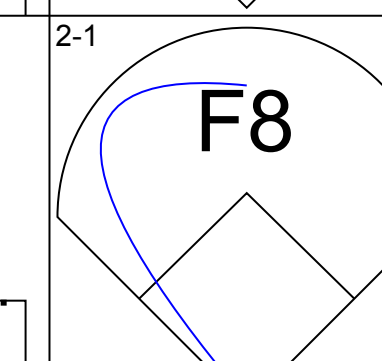
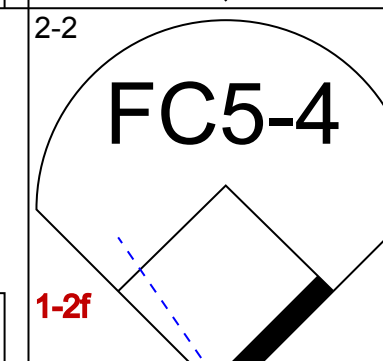

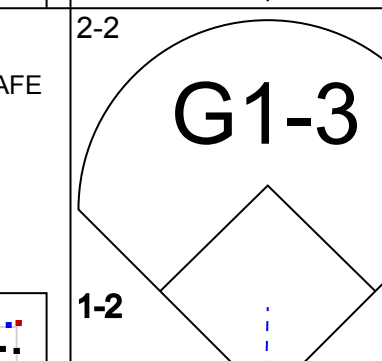
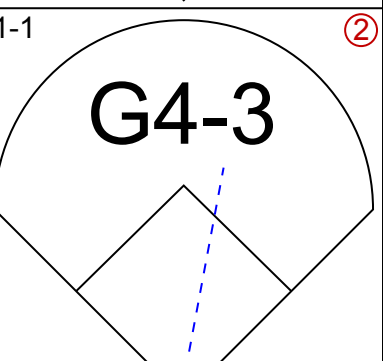
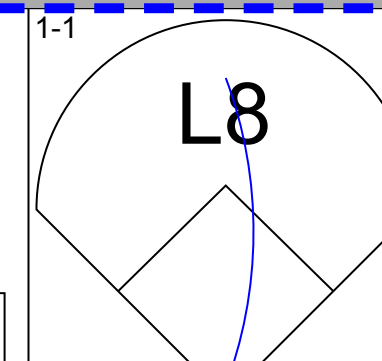
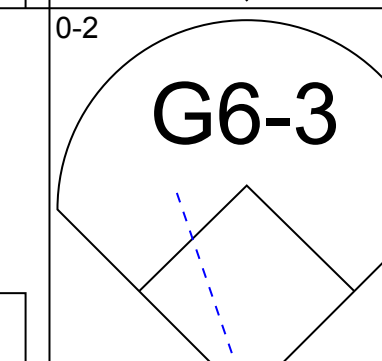

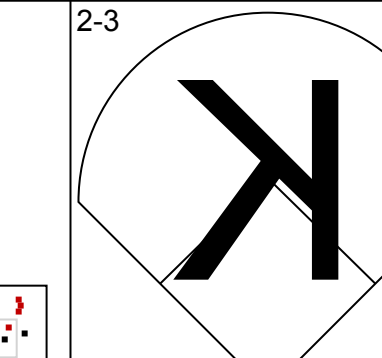
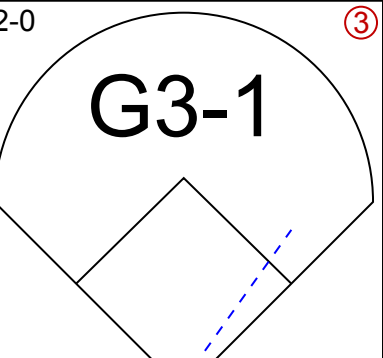
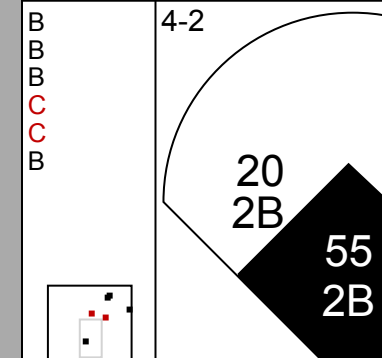
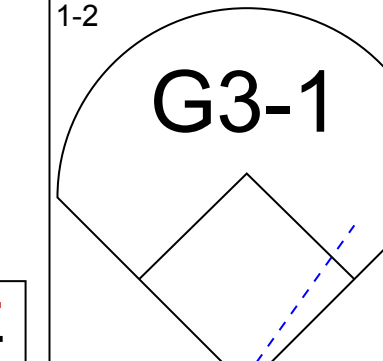
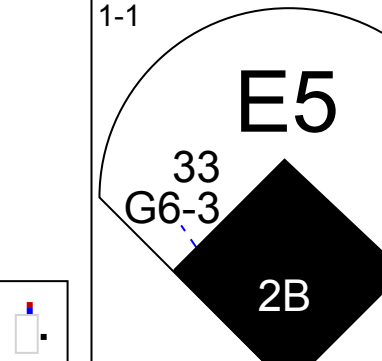
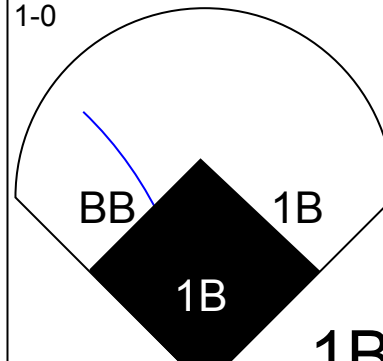
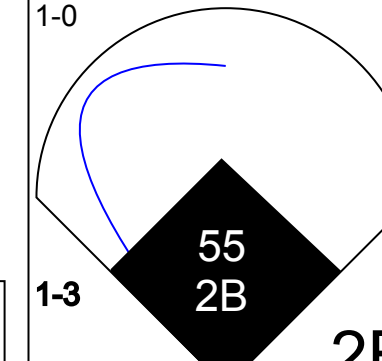

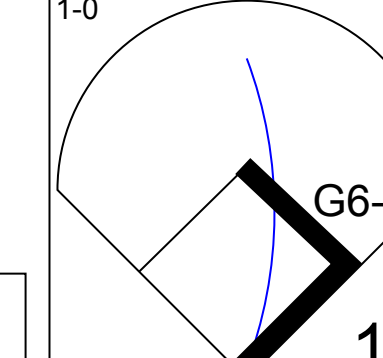
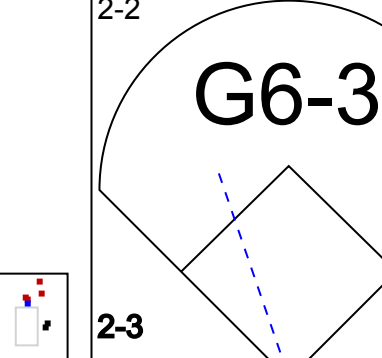
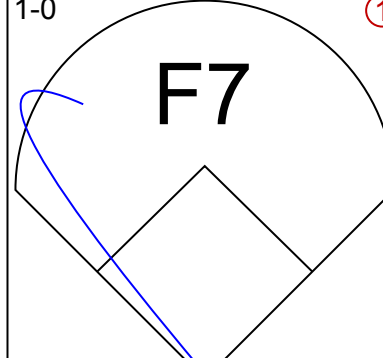
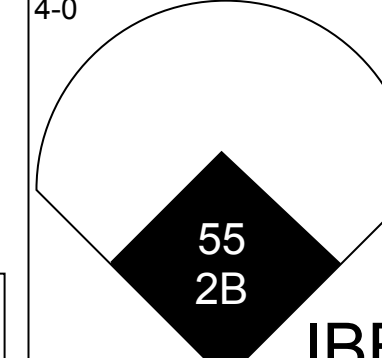

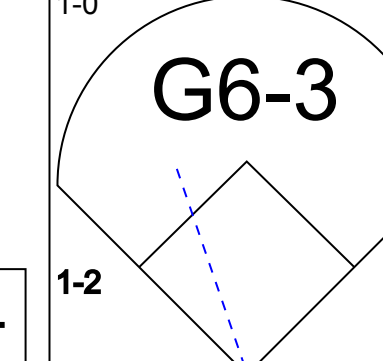
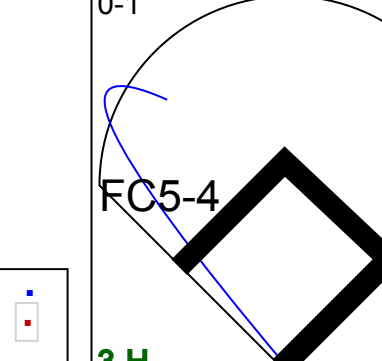
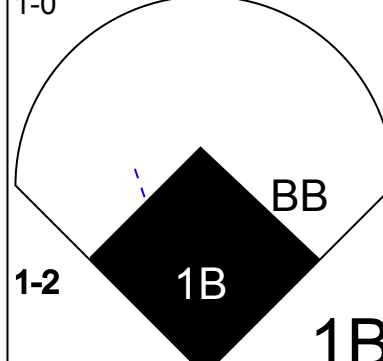
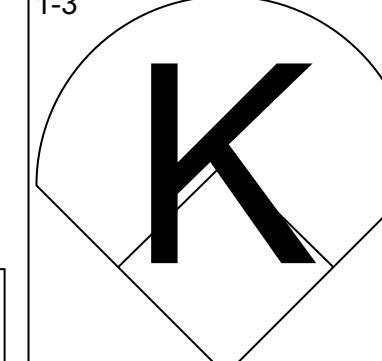
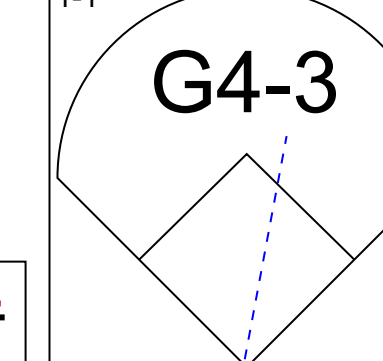
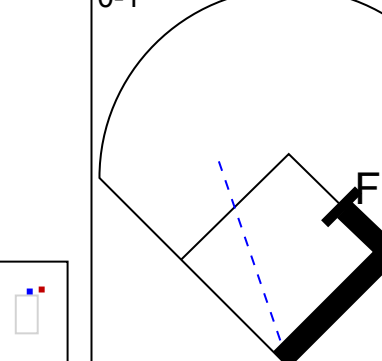
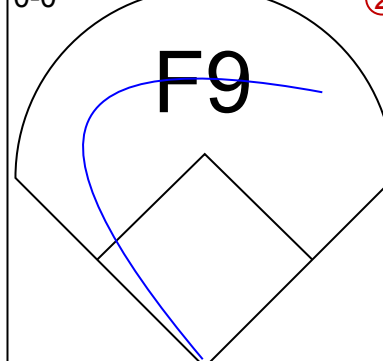
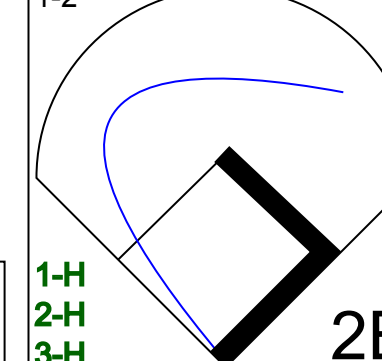
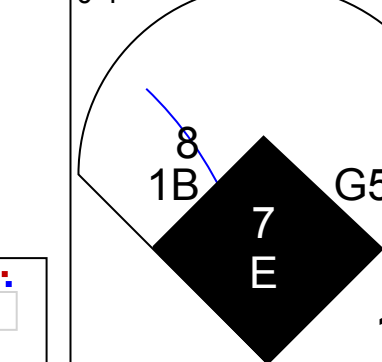
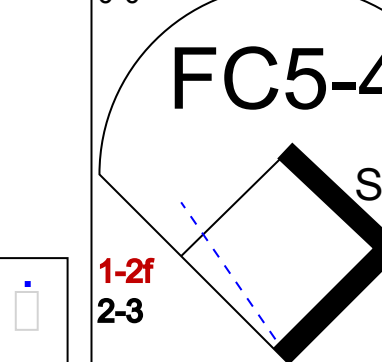
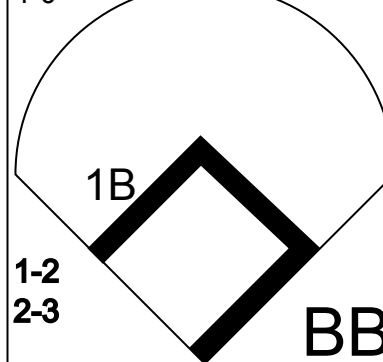
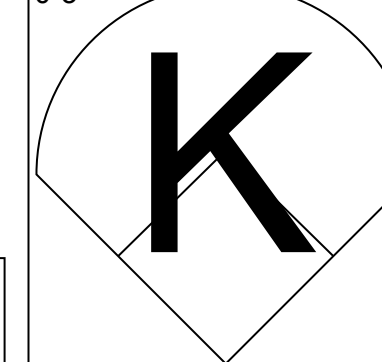
Batter	1	2	3	4	5	6	7	8	9	AB	R	H	RBI	BB	SO	LOB	BOTTOM								
Shannon Stewart, R OBP: 0.333, SLG: 0.395	K			L6				G6-3		4	0	1	0	0	1	2	Cleveland Indians @ Minnesota Twins Hubert H. Humphrey Metrodome, Minneapolis, MN Fri Sep 02 2005, 8:10 PM EDT Att: 16,119 - Dome - 70 F								
8 Nick Punto, S OBP: 0.301, SLG: 0.332	F9			G6-3			1B		K	4	0	0	0	0	1	2									
7 Joe Mauer, L OBP: 0.381, SLG: 0.442	K			G4-3					20 1B BB	3	1	0	0	1	1	0									
Matthew LeCroy, R OBP: 0.349, SLG: 0.445		K					K		F8	4	0	0	0	0	3	1									
20 Lew Ford, R OBP: 0.337, SLG: 0.387		K			G5-3		K		1B	4	0	1	0	0	2	0									
Jacque Jones, L OBP: 0.331, SLG: 0.444		G4-3			G6-3				1B	4	0	1	1	0	0	0									
5 Michael Cuddyer, R OBP: 0.322, SLG: 0.397					G6-3				G3	4	0	1	0	0	0	2									
33 Justin Morneau, L OBP: 0.306, SLG: 0.436					L5					2	0	0	0	1	0	0									
Jason Bartlett, R OBP: 0.333, SLG: 0.381					P4				F8	3	0	1	0	0	0	2									
Inning Stats	R: 0 E: 0 K: 2 S: 13	H: 0 LOB: 0 BB: 0 P: 18	R: 0 E: 0 K: 2 S: 9	H: 0 LOB: 0 BB: 0 P: 12	R: 0 E: 0 K: 0 S: 6	H: 0 LOB: 0 BB: 0 P: 11	R: 0 E: 0 K: 0 S: 8	H: 0 LOB: 0 BB: 0 P: 12	R: 0 E: 0 K: 1 S: 8	H: 0 LOB: 0 BB: 0 P: 11	R: 0 E: 0 K: 0 S: 14	H: 2 LOB: 2 BB: 0 P: 18	R: 0 E: 0 K: 2 S: 11	H: 0 LOB: 0 BB: 0 P: 16	R: 0 E: 0 K: 0 S: 11	H: 1 LOB: 2 BB: 1 P: 21	R: 1 E: 0 K: 1 S: 17	H: 2 LOB: 2 BB: 1 P: 26	1B: 5 2B: 0 3B: 0 HR: 0	SF: 0 SAC: 0 DP: 0 HBP: 0	WP: 0 PB: 0 SB: 0 CS: 0	PA: 34			
PITCHER	IP	WLS	BF	H	R	ER	SO	BB	IBB	HBP	BLK	WP	HR	S	P	ERA	WHIP								
CC Sabathia, L ERA: 4.54	7.1	W	26	3	0	0	7	1	0	0	0	0	0	76	112	0.00	0.545								
Bob Howry, R ERA: 2.72	0.2		2	0	0	0	0	0	0	0	0	0	0	4	7	0.00	0.000								
63 Rafael Betancourt, R ERA: 3.28	1.0		6	2	1	1	1	1	0	0	0	0	0	17	26	9.00	3.000								



Batter	1	2	3	4	5	6	7	8	9	AB	R	H	RBI	BB	SO	LOB	TOP								
24 Grady Sizemore, L (1, 8) OBP: 0.342, SLG: 0.473										3	0	0	0	0	1	0	<p>Cleveland Indians @ Minnesota Twins Hubert H. Humphrey Metrodome, Minneapolis, MN</p> <p>Sat Sep 03 2005, 7:10 PM EDT Att: 21,757 - Dome - 68 F</p> <p>livebaseballscores.com</p> <p>AB 28 R 2 H 3 RBI 2 BB 0 SO 11 LOB 2</p> 								
Coco Crisp, S (1, 7) OBP: 0.338, SLG: 0.439										3	0	0	1	0	0	0									
2 Jhonny Peralta, R (1, 6) OBP: 0.351, SLG: 0.526										4	0	0	0	0	4	0									
48 Travis Hafner, L (1, 10) OBP: 0.406, SLG: 0.578										3	1	1	1	0	1	0									
41 Victor Martinez, S (1, 2) OBP: 0.364, SLG: 0.468										3	0	1	0	0	0	0									
Ronnie Belliard, R (1, 4) OBP: 0.323, SLG: 0.428										3	0	0	0	0	2	1									
José Hernández, R (1, 3) OBP: 0.274, SLG: 0.345										3	0	0	0	0	1	1									
Aaron Boone, R (1, 5) OBP: 0.300, SLG: 0.378										3	0	0	0	0	1	0									
Casey Blake, R (1, 9) OBP: 0.309, SLG: 0.433										3	1	1	0	0	1	0									
Inning Stats	R: 0 E: 0 K: 2 S: 9	H: 0 LOB: 0 BB: 0 P: 11	R: 0 E: 0 K: 1 S: 7	H: 0 LOB: 0 BB: 0 P: 9	R: 0 E: 0 K: 2 S: 10	H: 0 LOB: 0 BB: 0 P: 15	R: 0 E: 0 K: 1 S: 7	H: 0 LOB: 0 BB: 0 P: 10	R: 0 E: 0 K: 2 S: 14	H: 1 LOB: 1 BB: 0 P: 19	R: 0 E: 0 K: 0 S: 6	H: 0 LOB: 0 BB: 0 P: 9	R: 1 E: 0 K: 1 S: 13	H: 1 LOB: 0 BB: 0 P: 15	R: 0 E: 0 K: 1 S: 10	H: 0 LOB: 0 BB: 0 P: 12	R: 1 E: 0 K: 1 S: 12	H: 1 LOB: 0 BB: 0 P: 18	1B: 1 2B: 1 3B: 0 HR: 1	SF: 1 SAC: 1 DP: 0 HBP: 0	WP: 0 PB: 0 SB: 0 CS: 0	PA: 30			
PITCHER	IP	WLS	BF	H	R	ER	SO	BB	IBB	HBP	BLK	WP	HR	S	P	ERA	WHIP								
Johan Santana, L (1, 1) ERA: 3.07	8.0		26	2	1	1	10	0	0	0	0	0	1	76	100	1.12	0.250								
36 Joe Nathan, R (9, 1) ERA: 2.43	1.0	W	4	1	1	1	1	0	0	0	0	0	0	12	18	9.00	1.000								

Batter	1	2	3	4	5	6	7	8	9	AB	R	H	RBI	BB	SO	LOB	BOTTOM								
Shannon Stewart, R (1, 7) OBP: 0.334, SLG: 0.395										3	0	1	0	1	0	1	<p>Cleveland Indians @ Minnesota Twins Hubert H. Humphrey Metrodome, Minneapolis, MN</p> <p>Sat Sep 03 2005, 7:10 PM EDT Att: 21,757 - Dome - 68 F</p> <p>livebaseballscores.com</p> <p>AB 30 R 3 H 12 RBI 2 BB 4 SO 3 LOB 14</p> 								
Jason Tyner, L (1, 10)										4	0	0	0	0	0	3									
7 Joe Mauer, L (1, 2) OBP: 0.382, SLG: 0.442										4	0	2	0	0	1	0									
Jacque Jones, L (1, 9) OBP: 0.329, SLG: 0.440										4	0	0	0	0	2	3									
20 Lew Ford, R (1, 8) OBP: 0.340, SLG: 0.389										3	1	2	0	1	0	2									
33 Justin Morneau, L (1, 3) OBP: 0.307, SLG: 0.438										3	1	1	1	1	0	1									
Juan Castro, R (1, 5) OBP: 0.287, SLG: 0.394										4	1	3	1	0	0	1									
8 Nick Punto, S (1, 4) OBP: 0.309, SLG: 0.338										3	0	3	0	1	0	0									
Jason Bartlett, R (1, 6) OBP: 0.330, SLG: 0.377										2	0	0	0	0	0	3									
Inning Stats	R: 0 E: 0 K: 1 S: 11	H: 2 LOB: 2 BB: 0 P: 16	R: 0 E: 0 K: 0 S: 13	H: 1 LOB: 1 BB: 1 P: 19	R: 0 E: 0 K: 0 S: 8	H: 1 LOB: 1 BB: 0 P: 16	R: 0 E: 0 K: 0 S: 5	H: 1 LOB: 0 BB: 1 P: 10	R: 0 E: 0 K: 0 S: 8	H: 1 LOB: 1 BB: 1 P: 15	R: 2 E: 0 K: 0 S: 12	H: 2 LOB: 1 BB: 1 P: 19	R: 0 E: 0 K: 2 S: 12	H: 1 LOB: 1 BB: 0 P: 19	R: 0 E: 0 K: 2 S: 12	H: 1 LOB: 1 BB: 0 P: 15	R: 1 E: 2 K: 0 S: 3	H: 2 LOB: 1 BB: 0 P: 4	1B: 10 2B: 2 3B: 0 HR: 0	SF: 0 SAC: 1 DP: 2 HBP: 0	WP: 1 PB: 0 SB: 1 CS: 2	PA: 35			
PITCHER	IP	WLS	BF	H	R	ER	SO	BB	IBB	HBP	BLK	WP	HR	S	P	ERA	WHIP								
Kevin Millwood, R (1, 1) ERA: 3.15	7.0		29	9	2	2	1	4	0	0	0	0	0	68	114	2.57	1.857								
Scott Sauerbeck, L (8, 1) ERA: 2.65	1.0		4	1	0	0	2	0	0	0	0	0	0	12	15	0.00	1.000								
Bob Howry, R (9, 1) ERA: 2.72	0.0	L	2	2	1	0	0	0	0	0	0	0	0	3	4	∞	∞								

Batter	1	2	3	4	5	6	7	8	9	AB	R	H	RBI	BB	SO	LOB	TOP					
24 Grady Sizemore, L OBP: 0.341, SLG: 0.471										5	1	1	0	0	2	1	Cleveland Indians @ Minnesota Twins Hubert H. Humphrey Metrodome, Minneapolis, MN Sun Sep 04 2005, 2:10 PM EDT Att: 21,717 - Dome - 69 F					
Coco Crisp, S OBP: 0.338, SLG: 0.439										4	1	1	0	0	0	0						
2 Johnny Perella, R OBP: 0.350, SLG: 0.522										3	1	0	1	1	0	1						
48 Travis Hafner, L OBP: 0.406, SLG: 0.583										3	1	1	1	1	1	2						
41 Victor Martinez, S OBP: 0.365, SLG: 0.467										3	0	1	1	1	0	0						
Ronnie Belliard, R OBP: 0.322, SLG: 0.427										4	0	1	1	0	0	4						
Ben Broussard, L OBP: 0.313, SLG: 0.460										4	1	1	1	0	1	3						
Aaron Boone, R OBP: 0.300, SLG: 0.377										4	0	1	0	0	0	0						
Casey Blake, R OBP: 0.309, SLG: 0.430										3	0	0	0	0	2	2						
Inning Stats	R: 0 E: 0 K: 1 S: 9	H: 0 LOB: 0 BB: 0 P: 14	R: 1 E: 0 K: 1 S: 18	H: 3 LOB: 2 BB: 0 P: 22	R: 0 E: 0 K: 0 S: 5	H: 0 LOB: 0 BB: 0 P: 6	R: 0 E: 0 K: 1 S: 6	H: 0 LOB: 0 BB: 0 P: 7	R: 0 E: 0 K: 1 S: 7	H: 0 LOB: 0 BB: 0 P: 10	R: 2 E: 1 K: 0 S: 13	H: 2 LOB: 2 BB: 1 P: 23	R: 0 E: 0 K: 0 S: 6	H: 0 LOB: 0 BB: 0 P: 10	R: 1 E: 0 K: 0 S: 14	H: 1 LOB: 1 BB: 2 P: 24		R: 1 E: 0 K: 2 S: 10	H: 1 LOB: 0 BB: 0 P: 14	1B: 4 2B: 1 3B: 0 HR: 2	SF: 0 SAC: 0 DP: 2 HBP: 1	WP: 0 PB: 0 SB: 0 CS: 0
PITCHER	IP WLS BF H R ER SO BB IBB HBP BLK WP HR S P ERA WHIP																					
30 Scott Baker, R ERA: 2.49	(1, 1) 5.1 23 5 3 2 4 1 0 0 0 0 0 1 53 73 3.38 1.125																					
28 Jesse Crain, R ERA: 2.44	(6, 1) 1.2 W 5 0 0 0 0 0 0 0 1 0 0 0 0 11 19 0.00 0.000																					
Juan Rincon, R ERA: 2.52	(8, 1) 1.0 5 1 1 1 0 2 0 0 0 0 0 0 0 14 24 9.00 3.000																					
36 Joe Nathan, R ERA: 2.54	(9, 1) 1.0 S 4 1 1 1 2 0 0 0 0 0 0 1 10 14 9.00 1.000																					

Batter	1	2	3	4	5	6	7	8	9	AB	R	H	RBI	BB	SO	LOB	BOTTOM			
Shannon Stewart, R OBP: 0.333, SLG: 0.393										5	0	1	2	0	1	3	Cleveland Indians @ Minnesota Twins Hubert H. Humphrey Metrodome, Minneapolis, MN Sun Sep 04 2005, 2:10 PM EDT Att: 21,717 - Dome - 69 F			
8 Nick Punto, S OBP: 0.310, SLG: 0.339										5	0	2	0	0	1	2				
7 Joe Mauer, L OBP: 0.378, SLG: 0.437										5	0	0	0	0	0	2				
Jacque Jones, L OBP: 0.328, SLG: 0.437										3	1	0	0	1	2	2				
20 Lew Ford, R OBP: 0.343, SLG: 0.395										4	3	3	0	0	0	0				
33 Justin Morneau, L OBP: 0.309, SLG: 0.437										3	1	1	0	1	0	2				
Juan Castro, R OBP: 0.291, SLG: 0.490										4	1	2	1	0	1	4				
55 Mike Redmond, R OBP: 0.338, SLG: 0.379										4	0	2	3	0	0	3				
Jason Bartlett, R OBP: 0.333, SLG: 0.376										3	1	1	0	1	1	3				
Inning Stats	R: 0 E: 0 K: 1 S: 9	H: 1 LOB: 1 BB: 0 P: 17	R: 0 E: 0 K: 0 S: 8	H: 1 LOB: 0 BB: 0 P: 12	R: 1 E: 1 K: 1 S: 12	H: 2 LOB: 1 BB: 0 P: 19	R: 1 E: 1 K: 1 S: 18	H: 3 LOB: 2 BB: 0 P: 23	R: 0 E: 0 K: 1 S: 7	H: 0 LOB: 0 BB: 0 P: 12	R: 2 E: 0 K: 0 S: 6	H: 3 LOB: 1 BB: 1 P: 13	R: 3 E: 0 K: 2 S: 16	H: 2 LOB: 2 BB: 2 P: 28	R: 0 E: 0 K: 0 S: 6	H: 0 LOB: 0 BB: 0 P: 9		1B: 9 2B: 3 3B: 0 HR: 0	SF: 0 SAC: 0 DP: 0 HBP: 0	WP: 0 PB: 0 SB: 1 CS: 0
PITCHER	IP WLS BF H R ER SO BB IBB HBP BLK WP HR S P ERA WHIP																			
37 Jake Westbrook, R ERA: 4.64	(1, 1) 6.0 L 29 10 4 3 3 4 1 0 0 0 0 0 0 5 15 81.00 6.000																			
Scott Sauerbeck, L ERA: 3.41	(7, 1) 0.1 4 1 3 3 0 1 1 0 0 0 0 0 5 15 0.00 1.500																			
63 Rafael Betancourt, R ERA: 3.25	(7, 1) 0.2 3 1 0 0 2 0 0 0 0 0 0 0 11 13 0.00 1.500																			
Arthur Rhodes, L ERA: 1.93	(8, 1) 1.0 3 0 0 0 0 0 0 0 0 0 0 0 6 9 0.00 0.000																			



Batter	1	2	3	4	5	6	7	8	9	AB	R	H	RBI	BB	SO	LOB	TOP					
24 Grady Sizemore, L (1, 8) OBP: 0.342, SLG: 0.470	0-1 1B 1B		2-2 G4-3		1-0 P5			4-0 SH5-4 BB		3	1	1	0	1	0	0	Cleveland Indians @ Detroit Tigers Comerica Park, Detroit, MI Mon Sep 05 2005, 1:05 PM EDT Att: 26,150 - Partly Cloudy - 74 F					
Coco Crisp, S (1, 7) OBP: 0.340, SLG: 0.441	2-2 1B 1B		2-1 G1-3			3-2 48 BB 1B		0-0 SH5-4		3	0	2	0	0	0	0						
2 Jhonny Peralta, R (1, 6) OBP: 0.349, SLG: 0.519	3-2 1B 1B		1-2 F8			2-2 F8		0-0 L4		4	0	1	1	0	0	3						
48 Travis Hafner, L (1, 10) OBP: 0.407, SLG: 0.580	1-3 K			0-3 K		4-2 41 G4-6-3 BB		4-0 IBB		2	0	0	0	2	2	1						
41 Victor Martinez, S (1, 2) OBP: 0.362, SLG: 0.463	3-2 G5-3			1-1 F9		1-2 G4-6-3		0-1 G3		4	0	0	0	0	0	6						
Ronnie Belliard, R (1, 4) OBP: 0.320, SLG: 0.423		2-3 K		3-2 G6-3			0-2 G6-3		0-0 F7	4	0	0	0	0	1	0						
José Hernández, R (1, 3) OBP: 0.275, SLG: 0.360		0-0 G6-3			2-2 HR		0-1 G6-3		2-2 G3-1	3	1	1	1	0	0	0						
Ben Broussard, L (9, PH) OBP: 0.312, SLG: 0.459										1	0	0	0	0	0	0						
Aaron Boone, R (1, 5) OBP: 0.300, SLG: 0.374		4-2 HBP			2-3 K		3-2 F8		1-3 K	3	0	0	0	0	2	0						
Casey Blake, R (1, 9) OBP: 0.309, SLG: 0.428		2-3 K			1-3 K			4-2 SH5-4 24 WP BB		2	0	0	0	1	2	1						
Inning Stats	R: 1 E: 0 K: 1 S: 16	H: 3 LOB: 1 BB: 0 P: 25	R: 0 E: 0 K: 2 S: 12	H: 0 LOB: 1 BB: 0 P: 20	R: 0 E: 0 K: 0 S: 8	H: 0 LOB: 0 BB: 0 P: 13	R: 0 E: 0 K: 1 S: 8	H: 0 LOB: 0 BB: 0 P: 12	R: 1 E: 0 K: 2 S: 11	H: 1 LOB: 0 BB: 0 P: 17	R: 0 E: 0 K: 0 S: 13	H: 1 LOB: 1 BB: 1 P: 23	R: 0 E: 0 K: 0 S: 9	H: 0 LOB: 0 BB: 0 P: 12	R: 0 E: 0 K: 0 S: 13	H: 0 LOB: 3 BB: 3 P: 25	R: 0 E: 0 K: 1 S: 7	H: 0 LOB: 0 BB: 0 P: 10	1B: 4 2B: 0 3B: 0 HR: 1	SF: 0 SAC: 1 DP: 1 HBP: 1	WP: 1 PB: 0 SB: 0 CS: 0	PA: 35
PITCHER	IP WLS BF H R ER SO BB IBB HBP BLK WP HR S P ERA WHIP	IP WLS BF H R ER SO BB IBB HBP BLK WP HR S P ERA WHIP	IP WLS BF H R ER SO BB IBB HBP BLK WP HR S P ERA WHIP	IP WLS BF H R ER SO BB IBB HBP BLK WP HR S P ERA WHIP	IP WLS BF H R ER SO BB IBB HBP BLK WP HR S P ERA WHIP	IP WLS BF H R ER SO BB IBB HBP BLK WP HR S P ERA WHIP	IP WLS BF H R ER SO BB IBB HBP BLK WP HR S P ERA WHIP	IP WLS BF H R ER SO BB IBB HBP BLK WP HR S P ERA WHIP	IP WLS BF H R ER SO BB IBB HBP BLK WP HR S P ERA WHIP	IP WLS BF H R ER SO BB IBB HBP BLK WP HR S P ERA WHIP	IP WLS BF H R ER SO BB IBB HBP BLK WP HR S P ERA WHIP	IP WLS BF H R ER SO BB IBB HBP BLK WP HR S P ERA WHIP	IP WLS BF H R ER SO BB IBB HBP BLK WP HR S P ERA WHIP	IP WLS BF H R ER SO BB IBB HBP BLK WP HR S P ERA WHIP	IP WLS BF H R ER SO BB IBB HBP BLK WP HR S P ERA WHIP	IP WLS BF H R ER SO BB IBB HBP BLK WP HR S P ERA WHIP	IP WLS BF H R ER SO BB IBB HBP BLK WP HR S P ERA WHIP					
Mike Maroth, L (1, 1) ERA: 4.82	6.0 L	23 5	2 2	2 6	1 0	0 0	1 0	0 0	0 0	0 0	1 0	19 30	0.00 1.500									
Chris Spurling, R (7, 1) ERA: 3.46	1.1 6	0 0	0 0	0 0	2 0	0 0	0 0	1 0	19 30	0.00 1.500												
56 Fernando Rodney, R (8, 1) ERA: 2.41	1.2 6	0 0	0 0	1 1	0 1	0 0	0 0	0 0	10 17	0.00 0.000												

AB	29
R	2
H	5
RBI	2
BB	4
SO	7
LOB	11




Batter	1	2	3	4	5	6	7	8	9	AB	R	H	RBI	BB	SO	LOB	BOTTOM					
20 Omar Infante, R (1, 6) OBP: 0.264, SLG: 0.381	2-3 K		0-1 F9			0-1 F8	1-1 P4		0-2 G4-3	4	0	0	0	0	1	2	Cleveland Indians @ Detroit Tigers Comerica Park, Detroit, MI Mon Sep 05 2005, 1:05 PM EDT Att: 26,150 - Partly Cloudy - 74 F					
31 Chris Shelton, R (9, PH) OBP: 0.364, SLG: 0.503										1	0	0	0	0	2							
15 Brandon Inge, R (1, 5) OBP: 0.338, SLG: 0.413	0-0 G6-3		1-0 F8			3-2 L6		0-1 G4-3		4	0	0	0	0	0	0						
Ivan Rodriguez, R (1, 2) OBP: 0.303, SLG: 0.476	1-2 2B			0-3 K		1-2 30 BB 1B		1-2 30 G5-3 1B		4	0	3	0	0	1	0						
30 Magglio Ordonez, R (1, 9) OBP: 0.379, SLG: 0.482	0-3 K			2-0 L9		4-2 BB		1-0 G5-3		3	0	0	0	1	1	2						
Dmitri Young, S (1, 10) OBP: 0.323, SLG: 0.475		1-2 F7		0-3 K		1-0 F9		4-1 1B		3	0	0	0	1	1	2						
Nook Logan, S (8, PR) OBP: 0.305, SLG: 0.334										0	0	0	0	0	0	0						
Craig Monroe, R (1, 7) OBP: 0.329, SLG: 0.452		0-3 K			1-2 L9		0-1 P6	0-2 1B		4	0	1	0	0	1	0						
Carlos Pena, L (1, 3) OBP: 0.348, SLG: 0.450		4-2 BB			0-1 G6-3 1B		2-2 28 BB 1B		2-3 K	3	0	2	0	1	1	0						
John McDonald, R (1, 4) OBP: 0.331, SLG: 0.333					0-1 G6-3		0-1 F7		0-1 2B	2	0	0	0	0	1	2						
14 Placido Polanco, R (7, PH) OBP: 0.365, SLG: 0.426					1-2 K					2	0	1	0	0	0	1						
28 Curtis Granderson, L (1, 8) OBP: 0.297, SLG: 0.500					1-1 F8		3-2 F7		4-1 31 G4-3 BB	3	0	1	0	1	0	1						
Inning Stats	R: 0 E: 0 K: 2 S: 10	H: 1 LOB: 1 BB: 0 P: 13	R: 0 E: 0 K: 2 S: 16	H: 0 LOB: 1 BB: 1 P: 21	R: 0 E: 0 K: 0 S: 5	H: 0 LOB: 0 BB: 0 P: 7	R: 0 E: 0 K: 2 S: 8	H: 0 LOB: 0 BB: 0 P: 10	R: 0 E: 0 K: 0 S: 12	H: 1 LOB: 1 BB: 0 P: 16	R: 0 E: 0 K: 0 S: 14	H: 1 LOB: 2 BB: 1 P: 23	R: 0 E: 0 K: 0 S: 16	H: 2 LOB: 2 BB: 1 P: 16	R: 0 E: 0 K: 1 S: 10	H: 1 LOB: 1 BB: 1 P: 15	R: 0 E: 0 K: 1 S: 9	H: 1 LOB: 1 BB: 1 P: 15	1B: 6 2B: 2 3B: 0 HR: 0	SF: 0 SAC: 0 DP: 1 HBP: 0	WP: 0 PB: 0 SB: 0 CS: 0	PA: 37
PITCHER	IP WLS BF H R ER SO BB IBB HBP BLK WP HR S P ERA WHIP	IP WLS BF H R ER SO BB IBB HBP BLK WP HR S P ERA WHIP	IP WLS BF H R ER SO BB IBB HBP BLK WP HR S P ERA WHIP	IP WLS BF H R ER SO BB IBB HBP BLK WP HR S P ERA WHIP	IP WLS BF H R ER SO BB IBB HBP BLK WP HR S P ERA WHIP	IP WLS BF H R ER SO BB IBB HBP BLK WP HR S P ERA WHIP	IP WLS BF H R ER SO BB IBB HBP BLK WP HR S P ERA WHIP	IP WLS BF H R ER SO BB IBB HBP BLK WP HR S P ERA WHIP	IP WLS BF H R ER SO BB IBB HBP BLK WP HR S P ERA WHIP	IP WLS BF H R ER SO BB IBB HBP BLK WP HR S P ERA WHIP	IP WLS BF H R ER SO BB IBB HBP BLK WP HR S P ERA WHIP	IP WLS BF H R ER SO BB IBB HBP BLK WP HR S P ERA WHIP	IP WLS BF H R ER SO BB IBB HBP BLK WP HR S P ERA WHIP	IP WLS BF H R ER SO BB IBB HBP BLK WP HR S P ERA WHIP	IP WLS BF H R ER SO BB IBB HBP BLK WP HR S P ERA WHIP	IP WLS BF H R ER SO BB IBB HBP BLK WP HR S P ERA WHIP						
Scott Elarton, R (1, 1) ERA: 4.87	6.1 W	25 4	0 0	0 0	2 0	0 0	0 0	0 0	0 0	0 0	21 31	0.00 2.400										
Bob Howry, R (7, 1) ERA: 2.64	1.2 S	8 4	3 1	0 0	0 1	0 0	0 0	0 0	9 15	0.00 2.000												
Bob Wickman, R (9, 1) ERA: 2.79	1.0 S	4 1	0 0	0 1	1 0	0 0	0 0	0 0	9 15	0.00 2.000												



Batter	1	2	3	4	5	6	7	8	9	AB	R	H	RBI	BB	SO	LOB	TOP				
24 Grady Sizemore, L (1.8) OBP: 0.344, SLG: 0.476	2-1 CS 1B		4-2 HR BB		0-1 L4		1-2 FC4-6 48 BB 1B	0-0 HR		4	2	2	3	1	0	1					
Coco Crisp, S (1.7) OBP: 0.344, SLG: 0.449	3-2 F8		1-1 HR		2-1 1B		1-1 48 BB 1B	4-2 BB		4	1	3	2	1	0	1					
2 Jhonny Peralta, R (1.6) OBP: 0.348, SLG: 0.514	1-2 F8		0-0 E5		4-2 1B		2-3 K	0-3 K		4	0	0	0	1	2	3					
48 Travis Hafner, L (1.10) OBP: 0.407, SLG: 0.576		2-2 G3	2-3 K		1-1 F9		4-2 BB		1-0 HBP	3	0	0	0	1	1	3					
41 Victor Martinez, S (1.2) OBP: 0.361, SLG: 0.460		1-0 G3		0-1 SH1-3 1B		1-1 G1-3	2-0 F8		1-3 K	5	0	1	0	0	1	4					
Ronnie Belliard, R (1.4) OBP: 0.321, SLG: 0.430	2-2 3B		0-0 SH1-3		3-2 F7		1-2 24 HR 2B		1-2 P2	4	1	2	0	0	0	1					
Ben Broussard, L (1.3) OBP: 0.308, SLG: 0.453	2-2 L3		2-1 G5-3		0-3 K		0-0 P5	2-2 F8		5	0	0	0	0	1	4					
Aaron Boone, R (1.5) OBP: 0.299, SLG: 0.380		2-2 G1-3	0-0 G6-3				2-0 HR	0-1 L8		4	1	1	1	0	0	2					
Casey Blake, R (1.9) OBP: 0.311, SLG: 0.426		2-2 G6-3		3-2 F9			4-0 24 FC4-6 BB	1-1 24 HR HBP		2	1	0	0	1	0	0					
Inning Stats	R: 0 E: 0 K: 0 S: 11	H: 1 LOB: 0 BB: 0 P: 17	R: 0 E: 0 K: 0 S: 10	H: 1 LOB: 1 BB: 0 P: 17	R: 2 E: 1 K: 1 S: 14	H: 1 LOB: 1 BB: 1 P: 25	R: 0 E: 0 K: 0 S: 6	H: 1 LOB: 1 BB: 0 P: 8	R: 0 E: 0 K: 1 S: 11	H: 0 LOB: 0 BB: 0 P: 15	R: 1 E: 0 K: 1 S: 12	H: 2 LOB: 3 BB: 2 P: 28	R: 3 E: 0 K: 1 S: 13	H: 2 LOB: 1 BB: 1 P: 19	R: 0 E: 0 K: 1 S: 15	H: 0 LOB: 1 BB: 0 P: 20	1B: 4 2B: 1 3B: 1 HR: 3	SF: 0 SAC: 1 DP: 0 HBP: 2	WP: 0 PB: 0 SB: 1 CS: 1	PA: 43	
PITCHER	IP	WLS	BF	H	R	ER	SO	BB	IBB	HBP	BLK	WP	HR	S	P	ERA	WHIP				
Jason Johnson, R (1.1) ERA: 4.55	6.0	L	25	5	2	2	2	2	0	0	0	0	1	63	103	3.00	1.167				
Franklyn German, R (7.1) ERA: 3.42	0.1		4	2	1	1	0	1	0	0	0	0	1	6	14	27.00	9.000				
Sean Douglass, R (7.1) ERA: 6.33	0.2		3	0	0	0	1	1	0	0	0	0	0	6	14	0.00	1.500				
Craig Dingman, R (8.1) ERA: 3.86	1.0		7	2	3	3	1	1	0	1	0	0	1	13	19	27.00	3.000				
Jamie Walker, L (9.1) ERA: 3.59	1.0		4	0	0	0	1	0	0	1	0	0	0	15	20	0.00	0.000				

Cleveland Indians @ Detroit Tigers
Comerica Park, Detroit, MI
Tue Sep 06 2005, 7:05 PM EDT
Att: 15,308 - Clear - 78 F


AB 35
R 6
H 9
RBI 6
BB 5
SO 5
LOB 19



Batter	1	2	3	4	5	6	7	8	9	AB	R	H	RBI	BB	SO	LOB	BOTTOM				
14 Placido Polanco, R (1.4) OBP: 0.384, SLG: 0.426	3-2 G6-3		2-1 G6-3		2-2 G5-3			3-1 1B		4	0	1	0	0	0	0					
31 Chris Shelton, R (1.3) OBP: 0.360, SLG: 0.497	1-1 F8		0-1 G5-3		1-1 F9		1-1 F9	3-3 K		4	0	0	0	0	1	1					
Ivan Rodriguez, R (1.2) OBP: 0.302, SLG: 0.473	4-2 30 1B BB		0-1 G1-3		0-0 E5 1B		1-2 P3	1-2 P3		3	0	0	0	1	0	1					
30 Magglio Ordonez, R (1.9) OBP: 0.381, SLG: 0.487	1-1 1B		2-1 2B		2-2 P4		2-1 F9			4	0	2	0	0	0	2					
Dmitri Young, S (1.10) OBP: 0.324, SLG: 0.474	2-2 P3		0-3 K		0-0 1B		1-2 1B		4-1 15 PB 15 3B BB	3	1	1	0	1	1	3					
Craig Monroe, R (1.7) OBP: 0.326, SLG: 0.448		0-0 G6-3		1-1 P6		1-3 K		1-1 F8		4	0	0	0	0	1	4					
15 Brandon Inge, R (1.5) OBP: 0.339, SLG: 0.417		4-1 BB		2-2 F7			0-1 F9		2-1 1B	3	0	1	1	1	0	1					
20 Omar Infante, R (1.6) OBP: 0.262, SLG: 0.378 Carlos Pena, L (9. PH) OBP: 0.347, SLG: 0.448		1-1 P3		1-2 F7			1-0 P4		2-3 K	3	0	0	0	0	0	1					
Nook Logan, S (1.8) OBP: 0.302, SLG: 0.331 28 Curtis Granderson, L (9. PH) OBP: 0.250, SLG: 0.460		1-0 F9		3-3 K			0-0 B5-3		3-3 K	3	0	0	0	0	1	1					
Inning Stats	R: 0 E: 0 K: 0 S: 12	H: 1 LOB: 2 BB: 1 P: 23	R: 0 E: 0 K: 0 S: 5	H: 0 LOB: 1 BB: 1 P: 11	R: 0 E: 0 K: 1 S: 10	H: 1 LOB: 1 BB: 0 P: 15	R: 0 E: 0 K: 1 S: 10	H: 0 LOB: 0 BB: 0 P: 16	R: 0 E: 1 K: 1 S: 10	H: 1 LOB: 2 BB: 0 P: 14	R: 0 E: 0 K: 0 S: 4	H: 0 LOB: 0 BB: 0 P: 5	R: 0 E: 0 K: 1 S: 10	H: 1 LOB: 1 BB: 0 P: 19	R: 1 E: 0 K: 2 S: 11	H: 1 LOB: 1 BB: 1 P: 23	1B: 3 2B: 1 3B: 1 HR: 0	SF: 0 SAC: 0 DP: 0 HBP: 0	WP: 0 PB: 1 SB: 0 CS: 0	PA: 36	
PITCHER	IP	WLS	BF	H	R	ER	SO	BB	IBB	HBP	BLK	WP	HR	S	P	ERA	WHIP				
31 Cliff Lee, L (1.1) ERA: 3.72	8.0	W	31	4	0	0	4	2	0	0	0	0	0	67	111	0.00	0.750				
David Riske, R (9.1) ERA: 2.91	1.0		5	1	1	1	2	1	0	0	0	0	0	11	23	9.00	2.000				

Cleveland Indians @ Detroit Tigers
Comerica Park, Detroit, MI
Tue Sep 06 2005, 7:05 PM EDT
Att: 15,308 - Clear - 78 F

AB 33
R 1
H 5
RBI 1
BB 3
SO 6
LOB 16



Batter	1	2	3	4	5	6	7	8	9	AB R H RBI BB SO LOB	TOP									
24 Grady Sizemore, L (1, 8) OBP: 0.342, SLG: 0.472	1-2 G3-1		1-2 G3		3-2 P6		0-0 G4-3			4 0 0 0 0 0 0	Cleveland Indians @ Detroit Tigers Comerica Park, Detroit, MI Wed Sep 07 2005, 7:05 PM EDT Att: 13,193 - Clear - 83 F									
Coco Crisp, S (1, 7) OBP: 0.345, SLG: 0.452	1-2 G4-3		3-2 48 HR 2B		0-0 1B		0-2 G6-3			4 1 2 0 0 0 0										
48 Travis Hafner, L (1, 10) OBP: 0.406, SLG: 0.580	0-0 G4-3		2-0 HR		2-2 K		1-3 K			4 1 1 2 0 2 1										
41 Victor Martinez, S (1, 2)		4-0 G3 G4-3 BB	3-2 FC6-4 1B		4-0 1BB		1-2 F9			2 0 1 0 2 0 0										
Ronnie Belliard, R (1, 4) OBP: 0.319, SLG: 0.426		0-2 G4-3	2-2 FC6-4 1B		0-0 L6		3-2 G6-3			4 0 0 0 0 0 4										
Ben Broussard, L (1, 3) OBP: 0.306, SLG: 0.449		0-2 G3		1-2 G3		2-2 G4-3		0-3 K		4 0 0 0 0 1 1										
Aaron Boone, R (1, 5) OBP: 0.297, SLG: 0.376		3-2 G6-3		0-0 G4-3		1-1 G6-3		2-2 G6-3		4 0 0 0 0 0 1										
Ramón Vázquez, L (1, 6) OBP: 0.259, SLG: 0.286			3-2 G4-3	2-1 2B	1-1 G3-1		2-2 G1-3			4 0 1 0 0 0 0										
Casey Blake, R (1, 9) OBP: 0.312, SLG: 0.440			0-2 HR	2-2 G6-3		2-2 HR		1-1 F9		4 2 2 2 0 0 1										
Inning Stats	R: 0 E: 0 K: 0 S: 7	H: 0 LOB: 0 BB: 0 P: 9	R: 0 E: 0 K: 0 S: 12	H: 0 LOB: 1 BB: 1 P: 19	R: 3 E: 0 K: 0 S: 21	H: 4 LOB: 0 BB: 0 P: 35	R: 0 E: 0 K: 0 S: 9	H: 1 LOB: 1 BB: 0 P: 14	R: 0 E: 0 K: 1 S: 10	H: 0 LOB: 0 BB: 0 P: 13	R: 1 E: 0 K: 1 S: 11	H: 1 LOB: 0 BB: 0 P: 14	R: 0 E: 0 K: 1 S: 11	H: 0 LOB: 0 BB: 0 P: 15	R: 0 E: 0 K: 0 S: 8	H: 0 LOB: 0 BB: 0 P: 13	1B: 2 2B: 2 3B: 0 HR: 3	SF: 0 SAC: 0 DP: 0 HBP: 0	WP: 0 PB: 0 SB: 1 CS: 0	PA: 36
PITCHER	IP WLS BF H R ER SO BB IBB HBP BLK WP HR S P ERA WHIP																			
43 Roman Colon, R (1, 1) ERA: 5.94	4.0 L 18 5 3 3 0 1 0 0 0 0 2 49 77 6.75 1.500																			
Matt Ginter, R (5, 1) ERA: 5.4	2.0 9 2 1 1 1 0 1 0 0 0 1 22 37 4.50 1.000																			
Vic Darenbourg, L (7, 1) ERA: 2.35	2.0 6 0 0 0 2 0 0 0 0 0 0 19 24 0.00 0.000																			
Chris Spurling, R (9, 1) ERA: 3.4	1.0 3 0 0 0 0 0 0 0 0 0 0 8 13 0.00 0.000																			

Batter	1	2	3	4	5	6	7	8	9	AB R H RBI BB SO LOB	BOTTOM											
14 Placido Polanco, R (1, 4) OBP: 0.383, SLG: 0.424	0-1 30 1B 31 1B 1B		0-2 G5-3			2-1 G6-3			0-2 L6	4 0 1 0 0 0 0	Cleveland Indians @ Detroit Tigers Comerica Park, Detroit, MI Wed Sep 07 2005, 7:05 PM EDT Att: 13,193 - Clear - 83 F											
31 Chris Shelton, R (1, 3) OBP: 0.358, SLG: 0.493	1-0 30 1B 1B		2-1 L4			0-3 K		1-0 L4	4 0 1 0 0 1 0													
Ivan Rodriguez, R (1, 10) OBP: 0.300, SLG: 0.469	1-3 K		0-0 L4			1-0 G5-3		2-1 L7	4 0 0 0 0 1 2													
30 Magglio Ordonez, R (1, 9) OBP: 0.381, SLG: 0.485	0-0 1-2 2-3 G4-3 1B			1-1 G4-3		0-0 G5-3			3 0 1 0 0 0 0													
Dmitri Young, S (1, 7) OBP: 0.322, SLG: 0.471	0-0 G4-3			0-0 G4-3		0-2 F7			3 0 0 0 0 0 3													
Craig Monroe, R (1, 8) OBP: 0.325, SLG: 0.446		2-1 G5-3		2-3 K		3-3 K			3 0 0 0 0 2 0													
15 Brandon Inge, R (1, 5) OBP: 0.337, SLG: 0.414		0-3 K			2-0 G6-3		2-3 K		3 0 0 0 0 2 0													
John McDonald, R (1, 6) OBP: 0.325, SLG: 0.326		0-3 K			1-3 K		2-2 G5-3		3 0 0 0 0 2 0													
13 Vance Wilson, R (1, 2) OBP: 0.273, SLG: 0.278			2-0 HR		1-3 K		1-3 K		3 1 1 1 0 2 0													
Inning Stats	R: 0 E: 0 K: 1 S: 8	H: 3 LOB: 2 BB: 0 P: 10	R: 0 E: 0 K: 2 S: 8	H: 0 LOB: 0 BB: 0 P: 10	R: 1 E: 0 K: 0 S: 7	H: 1 LOB: 0 BB: 0 P: 11	R: 0 E: 0 K: 1 S: 6	H: 0 LOB: 0 BB: 0 P: 9	R: 0 E: 0 K: 2 S: 11	H: 0 LOB: 0 BB: 0 P: 15	R: 0 E: 0 K: 1 S: 8	H: 0 LOB: 0 BB: 0 P: 11	R: 0 E: 0 K: 1 S: 11	H: 0 LOB: 0 BB: 0 P: 14	R: 0 E: 0 K: 2 S: 9	H: 0 LOB: 0 BB: 0 P: 14	R: 0 E: 0 K: 0 S: 6	H: 0 LOB: 0 BB: 0 P: 9	1B: 3 2B: 0 3B: 0 HR: 1	SF: 0 SAC: 0 DP: 1 HBP: 0	WP: 0 PB: 0 SB: 0 CS: 0	PA: 30
PITCHER	IP WLS BF H R ER SO BB IBB HBP BLK WP HR S P ERA WHIP																					
CC Sabathia, L (1, 1) ERA: 4.35	9.0 W 30 4 1 1 10 0 0 0 0 0 1 74 103 1.00 0.444																					

Batter	1	2	3	4	5	6	7	8	9	AB	R	H	RBI	BB	SO	LOB	TOP								
Shannon Stewart, R (1, 7) OBP: 0.327, SLG: 0.392 Michael Ryan, L (8, 7) OBP: 0.293, SLG: 0.340	0-1 P6		2-2 2B		1-0 L3			0-2 G5-3		4	0	1	1	0	0	1									
Jason Tyner, L (1, 10) OBP: 0.250, SLG: 0.182	1-0 1B		2-1 P6					0-2 G5-3	4-0 F9 20 1B HR BB	3	1	1	0	1	0	1									
20 Lew Ford, R (1, 8) OBP: 0.341, SLG: 0.387	2-0 P2		2-1 F7					1-0 G5-3	2-2 F9 33 DI HR 1B	4	1	1	0	0	0	2									
Jacque Jones, L (1, 9) OBP: 0.327, SLG: 0.434	0-0 G3			1-1 F8				0-0 G6-3	0-0 F8	4	0	0	0	0	0	3									
Matthew LeCroy, R (1, 3) OBP: 0.356, SLG: 0.442		4-2 G6-4-3 BB		1-2 G6-3 1B				3-2 F9	1-1 F9	3	0	1	0	1	0	2									
Brent Abernathy, R (1, 4) OBP: 0.328, SLG: 0.322 33 Justin Morneau, L (9, PH) OBP: 0.306, SLG: 0.435		1-1 P4		1-1 G6-3				0-3 K	2-3 1-1 HR	3	0	0	0	0	1	2									
Juan Castro, R (1, 5) OBP: 0.294, SLG: 0.412		2-2 G6-4-3			0-1 55 1B 8 SF7 1B			2-2 G4-3	1-3 K	4	1	1	0	0	1	1									
55 Mike Redmond, R (1, 2) OBP: 0.342, SLG: 0.384 41 Chris Heintz, R (8, 2)			1-1 F8		1-1 L3 1B			1-1 G4-3		3	0	1	0	0	0	0									
8 Nick Punto, S (1, 6) OBP: 0.305, SLG: 0.331			3-1 2B 1B		0-2 SF7			0-2 F8		2	1	1	1	0	0	0									
Inning Stats	R: 0 E: 0 K: 0 S: 5	H: 1 LOB: 1 BB: 0 P: 8	R: 0 E: 0 K: 0 S: 8	H: 0 LOB: 0 BB: 1 P: 15	R: 1 E: 0 K: 0 S: 14	H: 2 LOB: 1 BB: 0 P: 24	R: 0 E: 0 K: 0 S: 8	H: 1 LOB: 0 BB: 0 P: 11	R: 1 E: 0 K: 0 S: 8	H: 2 LOB: 0 BB: 0 P: 10	R: 0 E: 0 K: 0 S: 5	H: 0 LOB: 0 BB: 0 P: 6	R: 0 E: 0 K: 1 S: 11	H: 0 LOB: 0 BB: 0 P: 16	R: 0 E: 0 K: 0 S: 8	H: 0 LOB: 0 BB: 1 P: 9	R: 3 E: 0 K: 1 S: 11	H: 2 LOB: 0 BB: 1 P: 20	1B: 6 2B: 2 3B: 0 HR: 1	SF: 1 SAC: 0 DP: 3 HBP: 0	WP: 0 PB: 0 SB: 0 CS: 0	PA: 34			
PITCHER	IP	WLS	BF	H	R	ER	SO	BB	IBB	HBP	BLK	WP	HR	S	P	ERA	WHIP								
Scott Elarton, R (1, 1) ERA: 4.73	8.0	W	28	6	2	2	1	1	0	0	0	0	0	67	99	2.25	0.875								
David Risko, R (9, 1) ERA: 3.29	0.2	S	5	2	3	3	0	1	0	0	0	0	1	8	16	40.50	4.500								
Bob Wickman, R (9, 1) ERA: 2.67	0.1	S	1	0	0	0	1	0	0	0	0	0	0	3	4	0.00	0.000								

Minnesota Twins @ Cleveland Indians
Jacobs Field, Cleveland, OH
Sat Sep 10 2005, 7:05 PM EDT
Att: 32,123 - Clear - 74 F

AB 31
R 5
H 8
RBI 5
BB 2
SO 2
LOB 12



Batter	1	2	3	4	5	6	7	8	9	AB	R	H	RBI	BB	SO	LOB	BOTTOM								
24 Grady Sizemore, L (1, 8) OBP: 0.342, SLG: 0.474	1-2 2 G5-3 1B		2-2 G3-1		2-2 G4-3	0-3 K	0-0 FC5-4 1B			5	0	2	1	0	1	3									
Coco Crisp, S (1, 7) OBP: 0.348, SLG: 0.465	1-0 F8		2-1 HR		1-3 K	3-2 E5 1B	0-1 FC5-4			5	1	2	2	0	1	3									
2 Johnny Peralla, R (1, 6) OBP: 0.351, SLG: 0.519	0-0 G5-3		1-2 48 1B 1B		1-2 HR	1-2 IBB	1-2 G5-3			4	1	2	1	1	0	3									
48 Travis Hafner, L (1, 10) OBP: 0.404, SLG: 0.571	0-0 F9		1-0 1B		0-1 1B	1-0 G4-3		2-3 K		5	0	2	0	0	1	4									
41 Victor Martinez, S (1, 2) OBP: 0.363, SLG: 0.456		0-0 G4-3 SH3 1B	1-1 G3		0-3 K		4-2 2B SF7 BB	1-3 K		4	1	1	0	1	2	3									
Ronnie Belliard, R (1, 4) OBP: 0.324, SLG: 0.436		0-0 SH3		0-1 F9		0-1 L4	2-2 WP 1B 2B	3-3 K		4	1	1	0	0	1	0									
Ben Broussard, L (1, 3) OBP: 0.307, SLG: 0.445		0-1 G4-3		1-2 F7		4-2 1B BB BB	2-0 1B 24 1B WP HBP			2	2	0	0	1	0	1									
Aaron Boone, R (1, 5) OBP: 0.296, SLG: 0.379		1-1 G4-3		4-1 BB		4-0 1B BB E BB	2-1 SF7			1	1	0	1	2	0	1									
Casey Blake, R (1, 9) OBP: 0.318, SLG: 0.451			1-2 F8		1-0 F8	2-2 E 1B	3-H FC5-4 24 1B 1B			4	0	2	1	0	0	1									
Inning Stats	R: 0 E: 0 K: 0 S: 6	H: 1 LOB: 1 BB: 0 P: 8	R: 0 E: 0 K: 0 S: 6	H: 1 LOB: 0 BB: 0 P: 7	R: 1 E: 0 K: 0 S: 16	H: 3 LOB: 2 BB: 0 P: 24	R: 0 E: 0 K: 0 S: 8	H: 0 LOB: 1 BB: 1 P: 14	R: 1 E: 0 K: 2 S: 16	H: 2 LOB: 1 BB: 0 P: 20	R: 2 E: 1 K: 1 S: 15	H: 2 LOB: 3 BB: 3 P: 32	R: 3 E: 0 K: 0 S: 15	H: 3 LOB: 2 BB: 1 P: 28	R: 0 E: 0 K: 3 S: 9	H: 0 LOB: 0 BB: 0 P: 15	1B: 9 2B: 1 3B: 0 HR: 2	SF: 1 SAC: 1 DP: 0 HBP: 1	WP: 1 PB: 0 SB: 0 CS: 0	PA: 42					
PITCHER	IP	WLS	BF	H	R	ER	SO	BB	IBB	HBP	BLK	WP	HR	S	P	ERA	WHIP								
30 Scott Baker, R (1, 1) ERA: 3.23	5.1	L	27	8	4	4	2	3	0	0	0	0	0	12	28	40.50	4.500								
J.C. Romero, L (6, 1) ERA: 3.46	0.2		7	2	3	3	1	1	1	1	0	0	0	7	8	0.00	1.500								
Travis Bowyer, R (7, 1) ERA: 4.73	0.1		2	1	0	0	0	0	0	0	0	1	0	3	7	0.00	3.000								
Terry Mulholland, L (7, 1) ERA: 4.73	0.2		3	1	0	0	0	0	0	0	0	0	0	7	8	0.00	1.500								
47 Francisco Lirio, L (8, 1) ERA: 4.5	1.0		3	0	0	0	3	0	0	0	0	0	0	9	15	0.00	0.000								

Minnesota Twins @ Cleveland Indians
Jacobs Field, Cleveland, OH
Sat Sep 10 2005, 7:05 PM EDT
Att: 32,123 - Clear - 74 F


AB 34
R 7
H 12
RBI 6
BB 5
SO 6
LOB 19




Batter	1	2	3	4	5	6	7	8	9	AB	R	H	RBI	BB	SO	LOB	TOP								
Shannon Stewart, R (1, 7) OBP: 0.327, SLG: 0.391 Michael Ryan, L (5, 7) OBP: 0.299, SLG: 0.346	2-2 1B		0-3 K		2-2 K		2-2 1B			3	0	1	0	0	2	1	Minnesota Twins @ Cleveland Indians Jacobs Field, Cleveland, OH Sun Sep 11 2005, 8:05 PM EDT Att: 38,564 - Clear - 75 F								
Juan Castro, R (1, 4) OBP: 0.291, SLG: 0.408 Luis Rivas, R (6, FH) OBP: 0.294, SLG: 0.282	1-1 F9			1-2 L3		4-0 G6-3 BB	2-2 F9			2	0	0	0	0	0	1									
20 Lew Ford, R (1, 8) OBP: 0.339, SLG: 0.384 Jason Tyner, L (7, 8) OBP: 0.308, SLG: 0.250	1-1 P6			2-2 F9		0-1 F8		2-1 G6-3 1B		3	0	0	0	0	0	2									
Matthew LeCroy, R (1, 10) OBP: 0.355, SLG: 0.441 38 Luis Antonio Rodriguez, S (4, 8, 10) OBP: 0.317, SLG: 0.359	2-2 G5-3			0-2 HR 1B		0-2 G6-3		2-0 F8		3	1	1	0	0	0	2									
Jacque Jones, L (1, 9) OBP: 0.328, SLG: 0.441 Terry Tiffee, S (6, 5) OBP: 0.235, SLG: 0.302		2-2 E6 5 G6-4-3		1-0 HR			3-2 G3	1-2 G6-3		2	1	1	2	0	0	0									
5 Michael Cuddyer, R (1, 5) OBP: 0.321, SLG: 0.395		1-2 G6-4-3		0-0 F9			0-0 E 41 F9 33 1B		3-1 P6	4	1	1	0	0	0	1									
33 Justin Morneau, L (1, 3) OBP: 0.308, SLG: 0.435		1-1 G4-3			0-0 G1-4-3		1-2 E 1B		0-1 1B	4	1	2	0	0	0	0									
41 Chris Heintz, R (1, 2) OBP: 0.250, SLG: 0.250			1-2 G4-3		2-2 1B		2-2 F9		3-3 K	4	0	1	0	0	1	3									
Jason Bartlett, R (1, 6) OBP: 0.320, SLG: 0.362			3-2 F8		2-2 P6		0-0 E5 1B 3-H		1-2 P4	4	0	0	0	0	0	3									
Inning Stats	R: 0 E: 0 K: 0 S: 10	H: 1 LOB: 1 BB: 0 P: 16	R: 0 E: 1 K: 0 S: 10	H: 0 LOB: 0 BB: 0 P: 14	R: 0 E: 0 K: 1 S: 11	H: 0 LOB: 0 BB: 0 P: 15	R: 2 E: 0 K: 0 S: 12	H: 2 LOB: 0 BB: 0 P: 16	R: 0 E: 0 K: 0 S: 14	H: 1 LOB: 1 BB: 0 P: 20	R: 0 E: 0 K: 0 S: 6	H: 0 LOB: 0 BB: 0 P: 10	R: 2 E: 1 K: 0 S: 22	H: 3 LOB: 2 BB: 0 P: 32	R: 0 E: 0 K: 0 S: 8	H: 1 LOB: 0 BB: 0 P: 13	R: 0 E: 0 K: 1 S: 11	H: 1 LOB: 1 BB: 0 P: 18	1B: 8 2B: 0 3B: 0 HR: 1	SF: 0 SAC: 0 DP: 3 HBP: 0	WP: 0 PB: 0 SB: 0 CS: 0	PA: 36			
PITCHER	IP	WLS	BF	H	R	ER	SO	BB	IBB	HBP	BLK	WP	HR	S	P	ERA	WHIP								
31 Cliff Lee, L (1, 1) ERA: 3.69	6.0	W	22	4	2	2	2	1	0	0	0	0	1	63	91	3.00	0.833								
Fernando Cabrera, R (7, 1) ERA: 1.33	1.0		7	3	2	0	0	0	0	0	0	0	0	22	32	0.00	3.000								
David Riske, R (8, 1) ERA: 3.24	1.0		3	1	0	0	0	0	0	0	0	0	0	8	13	0.00	1.000								
63 Rafael Betancourt, R (9, 1) ERA: 3.1	1.0		4	1	0	0	1	0	0	0	0	0	0	11	18	0.00	1.000								

Batter	1	2	3	4	5	6	7	8	9	AB	R	H	RBI	BB	SO	LOB	BOTTOM								
24 Grady Sizemore, L (1, 8) OBP: 0.345, SLG: 0.485 38 Franklin Gutierrez, R (9, 8)	0-1 2B	3-2 HR	4-2 2B 1B		0-0 F7	1-2 1B				4	3	3	3	1	0	0	Minnesota Twins @ Cleveland Indians Jacobs Field, Cleveland, OH Sun Sep 11 2005, 8:05 PM EDT Att: 38,564 - Clear - 75 F								
Coco Crisp, S (1, 7)	0-0 2B 48 SF7	2-2 48 1B	2-2 2B		1-0 41 BB 48 BB	3-H F8				5	2	4	1	0	0	1									
2 Johnny Peralta, R (1, 6) OBP: 0.353, SLG: 0.520	1-0 41 HR	0-1 G6-3	1-2 1B		3-3 K		3-2 1B			5	1	3	1	0	1	2									
48 Travis Hafner, L (1, 10)	0-0 SF7	0-0 41 HR	1-3 K		4-2 41 BB		3-3 K			3	1	1	2	1	2	3									
41 Victor Martinez, S (1, 2) OBP: 0.366, SLG: 0.464 Josh Bard, S (7, FH) OBP: 0.258, SLG: 0.268	1-1 HR	1-1 HR			2-0 P6	4-1 BB	2-2 F8			3	2	2	2	1	0	0									
Ronnie Belliard, R (1, 4) OBP: 0.325, SLG: 0.443 Ramón Vázquez, L (7, FH) OBP: 0.256, SLG: 0.282	1-1 F9	0-0 HR			1-2 1B	2-1 P6	3-2 G3-1			4	1	2	3	0	0	3									
Ben Broussard, L (1, 3) OBP: 0.305, SLG: 0.442	2-2 F7	3-1 G3-1			0-3 K		2-0 G4-3 24 1B G1-3		0-0 G4-3	5	1	1	0	0	1	1									
Aaron Boone, R (1, 5) OBP: 0.296, SLG: 0.378 José Hernández, R (8, 5) OBP: 0.287, SLG: 0.348		2-2 L8	0-1 G4-3		2-2 1B		1-1 G1-3		2-1 F8	4	0	1	0	0	0	1									
Casey Blake, R (1, 9) OBP: 0.317, SLG: 0.447		4-2 24 HR	3-2 P4		2-1 G5-3		1-2 G4-3		3-2 G6-3	4	1	0	0	1	0	3									
Inning Stats	R: 4 E: 0 K: 0 S: 13	H: 4 LOB: 0 BB: 0 P: 18	R: 6 E: 0 K: 0 S: 20	H: 5 LOB: 1 BB: 1 P: 35	R: 1 E: 0 K: 1 S: 18	H: 2 LOB: 1 BB: 1 P: 29	R: 0 E: 0 K: 1 S: 13	H: 2 LOB: 2 BB: 0 P: 20	R: 0 E: 0 K: 1 S: 10	H: 1 LOB: 3 BB: 2 P: 24	R: 1 E: 0 K: 0 S: 11	H: 2 LOB: 1 BB: 0 P: 17	R: 0 E: 0 K: 1 S: 16	H: 1 LOB: 1 BB: 0 P: 27	R: 0 E: 0 K: 0 S: 6	H: 0 LOB: 0 BB: 0 P: 11	1B: 11 2B: 2 3B: 1 HR: 3	SF: 1 SAC: 0 DP: 0 HBP: 0	WP: 0 PB: 0 SB: 0 CS: 0	PA: 45					
PITCHER	IP	WLS	BF	H	R	ER	SO	BB	IBB	HBP	BLK	WP	HR	S	P	ERA	WHIP								
Carlos Silva, R (1, 1) ERA: 3.44	1.0	L	7	4	4	4	0	0	0	0	0	0	2	20	35	54.00	6.000								
Joe Mays, R (2, 1) ERA: 5.33	1.0		9	5	6	6	0	1	0	0	0	0	0	41	73	3.00	2.667								
54 Matt Guerrier, R (3, 1) ERA: 3.7	3.0		17	5	1	1	3	3	0	0	0	0	0	27	44	4.50	1.500								
Travis Bowyer, R (6, 1) ERA: 3.86	2.0		9	3	1	1	1	0	0	0	0	0	0	6	11	0.00	0.000								
Terry Mulholland, L (8, 1) ERA: 4.64	1.0		3	0	0	0	0	0	0	0	0	0	0	6	11	0.00	0.000								

AB 35
R 4
H 9
RBI 3
BB 1
SO 3
LOB 17



AB 40
R 12
H 17
RBI 12
BB 4
SO 4
LOB 16



Batter	1	2	3	4	5	6	7	8	9	AB	R	H	RBI	BB	SO	LOB	TOP									
14 Mark Ellis, R OBP: 0.381, SLG: 0.466	F9		G1-6-3 1B		1-1 21 FC4 1B		G4-3			4	0	2	0	0	0	1	Oakland Athletics @ Cleveland Indians Jacobs Field, Cleveland, OH Tue Sep 13 2005, 7:05 PM EDT Att: 21,564 - Clear - 80 F livebaseballscorecards.com									
Jason Kendall, R OBP: 0.340, SLG: 0.310	G5-3		G1-6-3 1-2f		0-0 B2		F8			4	0	0	0	0	0	3										
21 Mark Kotsay, L OBP: 0.326, SLG: 0.415			3-2 3 2B 1B		0-1 FC4 3 PB 1-2f 2-3			1-0 G4-6-3 1B		3	1	2	0	1	0	2										
3 Eric Chavez, L OBP: 0.333, SLG: 0.462	F8		1-0 1B		3-3 K			1-0 P4		4	0	1	1	0	1	3										
Scott Hatteberg, L OBP: 0.348, SLG: 0.370		1-2 G3	0-0 F9		1-1 G6-3			1-1 G4-6-3		4	0	0	0	0	0	2										
Jay Payton, R OBP: 0.310, SLG: 0.476		1-1 G6-3		1-1 E3 29 G4-6-3		0-0 L8		0-0 29 G3-6-1 1B		4	0	1	0	0	0	0										
29 Dan Johnson, L OBP: 0.374, SLG: 0.479		2-2 E6		1-0 G4-6-3 1-2f		2-0 1B		2-1 G3-6-1		4	0	1	0	0	0	2										
Marco Scutaro, R OBP: 0.302, SLG: 0.362		1-1 E3		1-1 P5		2-3 K		1-2 F9		4	0	0	0	0	1	2										
Nick Swisher, S OBP: 0.315, SLG: 0.423		1-1 G3		4-2 21 FC4 3 PB 14 1B BB		3-2 14 G4-3 1B				2	1	1	0	1	0	2										
Inning Stats	R: 0 E: 0 K: 0 S: 6	H: 0 LOB: 1 BB: 1 P: 10	R: 0 E: 2 K: 0 S: 12	H: 0 LOB: 2 BB: 0 P: 18	R: 1 E: 0 K: 0 S: 11	H: 3 LOB: 1 BB: 0 P: 16	R: 0 E: 1 K: 0 S: 5	H: 0 LOB: 0 BB: 0 P: 8	R: 1 E: 0 K: 1 S: 11	H: 1 LOB: 1 BB: 1 P: 19	R: 0 E: 0 K: 1 S: 8	H: 1 LOB: 1 BB: 0 P: 13	R: 0 E: 0 K: 0 S: 7	H: 1 LOB: 0 BB: 0 P: 14	R: 0 E: 0 K: 0 S: 4	H: 1 LOB: 0 BB: 0 P: 7		R: 0 E: 0 K: 0 S: 6	H: 1 LOB: 0 BB: 0 P: 9	1B: 7 2B: 1 3B: 0 HR: 0	SF: 0 SAC: 0 DP: 5 HBP: 0	WP: 0 PB: 1 SB: 1 CS: 0	PA: 35			
PITCHER	IP WLS BF H R ER SO BB IBB HBP BLK WP HR S P ERA WHIP	IP WLS BF H R ER SO BB IBB HBP BLK WP HR S P ERA WHIP																								
Kevin Millwood, R ERA: 3.02	(1, 1)	8.0	W	32	7	2	1	2	2	0	0	0	0	0	0	0	0	0	0	0	0	0	64	105	1.12	1.125
Bob Wickman, R ERA: 2.62	(9, 1)	1.0	S	3	1	0	0	0	0	0	0	0	0	0	0	0	0	0	0	0	0	0	6	9	0.00	1.000

Batter	1	2	3	4	5	6	7	8	9	AB	R	H	RBI	BB	SO	LOB	BOTTOM									
24 Grady Sizemore, L OBP: 0.347, SLG: 0.485	SH2-3 2B		G6-4-3 1-2f 2-3		1-1 1-2 1B			2-2 HBP		3	0	2	0	0	0	2	Oakland Athletics @ Cleveland Indians Jacobs Field, Cleveland, OH Tue Sep 13 2005, 7:05 PM EDT Att: 21,564 - Clear - 80 F livebaseballscorecards.com									
Coco Crisp, S OBP: 0.348, SLG: 0.467	SH2-3 2-3		G6-3		0-0 G1-3		1 SAFE 1 SAFE G6-3			3	0	0	0	0	0	4										
2 Johnny Perella, R OBP: 0.352, SLG: 0.513	4-0 48 G4-6-3 BB			2-3 K		2-3 K		2-3 K		3	0	0	0	1	3	0										
48 Travis Hafner, L OBP: 0.400, SLG: 0.561	0-1 G4-6-3			0-0 G3		2-2 G5-3		0-1 41 1B HR		4	0	1	0	0	0	2										
38 Franklin Gutierrez, R OBP: 0.317, SLG: 0.439	1-2f				2-2 K			1-2 HR 1B		0	1	0	0	0	0	0										
41 Victor Martinez, S OBP: 0.368, SLG: 0.465		2-3 K		2-1 FC4-6 1B		2-3 K		2-2 HR 1B		4	1	2	0	0	2	0										
Ronnie Belliard, R OBP: 0.322, SLG: 0.439		2-2 G6-3		1-1 FC4-6			1-1 HR 1B	1-3 K		4	1	1	0	0	1	3										
Ben Broussard, L OBP: 0.305, SLG: 0.454		0-0 L9			0-3 K		0-0 HR 1B	3-1 HR 1B		4	2	2	5	0	1	0										
Aaron Boone, R OBP: 0.296, SLG: 0.375			4-2 24 G6-4-3 BB BB		0-0 G6-3		0-3 K	0-2 K		3	0	0	0	1	2	1										
Casey Blake, R OBP: 0.317, SLG: 0.443			1 SAFE 1 SAFE 24 G6-4-3 BB		4-2 24 1B BB		4-2 P4			1	0	0	0	2	0	0										
Inning Stats	R: 0 E: 0 K: 0 S: 5	H: 1 LOB: 1 BB: 1 P: 12	R: 0 E: 0 K: 1 S: 9	H: 0 LOB: 0 BB: 0 P: 13	R: 0 E: 0 K: 0 S: 6	H: 0 LOB: 2 BB: 2 P: 15	R: 0 E: 0 K: 1 S: 9	H: 1 LOB: 1 BB: 0 P: 14	R: 0 E: 0 K: 1 S: 9	H: 1 LOB: 2 BB: 1 P: 16	R: 0 E: 0 K: 2 S: 11	H: 0 LOB: 0 BB: 0 P: 17	R: 2 E: 0 K: 1 S: 15	H: 2 LOB: 1 BB: 0 P: 23	R: 3 E: 0 K: 3 S: 19	H: 3 LOB: 1 BB: 0 P: 27	1B: 5 2B: 1 3B: 0 HR: 2	SF: 0 SAC: 1 DP: 2 HBP: 1	WP: 0 PB: 0 SB: 0 CS: 0	PA: 35						
PITCHER	IP WLS BF H R ER SO BB IBB HBP BLK WP HR S P ERA WHIP	IP WLS BF H R ER SO BB IBB HBP BLK WP HR S P ERA WHIP																								
Kirk Saarloos, R ERA: 3.89	(1, 1)	6.0		23	3	0	0	5	4	0	0	0	0	0	0	0	0	0	0	0	0	1	15	23	18.00	2.000
Jay Witasick, R ERA: 3.02	(7, 1)	1.0	B	6	2	2	2	1	0	0	0	0	0	0	0	0	0	0	0	0	0	1	19	27	27.00	3.000
58 Justin Duchschere, R ERA: 2.38	(8, 1)	1.0	L	6	3	3	3	3	0	0	0	0	0	0	0	0	0	0	0	0	0	1	19	27	27.00	3.000



Batter	1	2	3	4	5	6	7	8	9	AB	R	H	RBI	BB	SO	LOB	TOP										
14 Mark Ellis, R OBP: 0.377, SLG: 0.461	0-1 P6			3-2 G4-3		1-0 G5-3		1-3 K		4	0	0	0	0	1	0	Oakland Athletics @ Cleveland Indians Jacobs Field, Cleveland, OH Wed Sep 14 2005, 7:05 PM EDT Att: 21,920 - Overcast - 73 F										
Jason Kendall, R OBP: 0.338, SLG: 0.308	1-1 F8			0-1 G5-3		0-2 G1-3			1-3 K	4	0	0	0	0	1	0											
21 Mark Kotsay, L OBP: 0.326, SLG: 0.420	1-3 K			0-0 G3-1		3-1 G1-3			2-1 HR	4	1	1	1	0	1	0											
3 Eric Chavez, L OBP: 0.332, SLG: 0.459		1-2 F9			4-2 G4-3 BB				2-3 K	3	0	0	0	1	1	0											
Scott Hatteberg, L OBP: 0.347, SLG: 0.368		0-2 G3-1			2-1 G4-3 1-2				4-2 BB	3	0	0	0	1	0	1											
29 Dan Johnson, L OBP: 0.373, SLG: 0.475		2-2 G3-1			0-3 K				2-3 BB	3	0	0	0	1	2	1											
Jay Payton, R OBP: 0.310, SLG: 0.473			0-0 G4-3			4-2 HR BB			1-2 F7	2	1	0	0	1	0	1											
Marco Scutaro, R OBP: 0.303, SLG: 0.362			2-3 K			2-2 HR 1B		0-1 P4		3	1	1	0	0	1	0											
Nick Swisher, S OBP: 0.315, SLG: 0.430			3-2 G3-1			2-0 HR		2-0 F7		3	1	1	3	0	0	0											
Inning Stats	R: 0 E: 0 K: 1 S: 7	H: 0 LOB: 0 BB: 0 P: 9	R: 0 E: 0 K: 0 S: 11	H: 0 LOB: 0 BB: 0 P: 14	R: 0 E: 0 K: 1 S: 9	H: 0 LOB: 0 BB: 0 P: 14	R: 0 E: 0 K: 1 S: 8	H: 0 LOB: 0 BB: 1 P: 14	R: 3 E: 0 K: 0 S: 14	H: 2 LOB: 1 BB: 1 P: 26	R: 0 E: 0 K: 0 S: 9	H: 0 LOB: 1 BB: 1 P: 15	R: 0 E: 0 K: 1 S: 6	H: 0 LOB: 0 BB: 0 P: 9	R: 1 E: 0 K: 3 S: 14	H: 1 LOB: 1 BB: 1 P: 25	1B: 1 2B: 0 3B: 0 HR: 2	SF: 0 SAC: 0 DP: 1 HBP: 0	WP: 0 PB: 0 SB: 0 CS: 0	PA: 33							
PITCHER	IP	WLS	BF	H	R	ER	SO	BB	IBB	HBP	BLK	WP	HR	S	P	ERA	WHIP										
37 Jake Westbrook, R ERA: 4.56	7.0	W	25	2	3	3	3	3	0	0	0	0	1	64	101	3.86	0.714										
Bob Howry, R ERA: 2.45	1.0	H	3	0	0	0	1	0	0	0	0	0	0	6	9	0.00	0.000										
Bob Wickman, R ERA: 2.73	1.0	S	5	1	1	1	3	1	0	0	0	0	1	14	25	9.00	2.000										

Batter	1	2	3	4	5	6	7	8	9	AB	R	H	RBI	BB	SO	LOB	BOTTOM										
24 Grady Sizemore, L OBP: 0.346, SLG: 0.484	2-3 K		2-0 L4		1-1 SH2-3 41 SF7 2B	0-1 F9		0-0 F7		5	1	1	0	0	1	0	Oakland Athletics @ Cleveland Indians Jacobs Field, Cleveland, OH Wed Sep 14 2005, 7:05 PM EDT Att: 21,920 - Overcast - 73 F										
Coco Crisp, S OBP: 0.348, SLG: 0.466	1-1 F8		0-1 41 BB 48 WP 1B		0-0 SH2-3	3-2 P4		2-1 F9		4	0	1	0	0	0	0											
2 Johnny Perella, R OBP: 0.354, SLG: 0.512	0-1 BB		3-1 P3		4-2 48 BB 1B BB		3-2 48 BB HR 1B	1-1 F8		4	2	2	0	1	0	1											
48 Travis Hafner, L OBP: 0.402, SLG: 0.560	2-2 G4-3		4-1 41 BB BB		4-0 1B E BB		4-2 HR BB			1	2	0	0	3	0	1											
41 Victor Martinez, S OBP: 0.369, SLG: 0.465		0-0 1B 1B	4-1 1-2 2-3 BB		1-2 SF7		3-3 K			2	0	1	1	1	1	2											
Ronnie Belliard, R OBP: 0.324, SLG: 0.446	1-3 K		1-1 G4-3		0-0 3-H 2-3 1B		0-2 HR			4	1	2	4	0	1	4											
José Hernández, R OBP: 0.272, SLG: 0.352	1-0 BB			2-2 FC4-6 1B	0-0 E5		3-0 2B			3	0	2	0	0	0	1											
Ben Broussard, L OBP: 0.307, SLG: 0.458		1-2 1B			1-2 3-H 2B					1	0	1	0	0	0	0											
Aaron Boone, R OBP: 0.293, SLG: 0.371	0-3 K		0-3 SAFE FC4-6 L1-3 1-2	3-1 FC4-6 L1-3	0-0 P4		1-2 P2			4	0	0	0	0	1	6											
Casey Blake, R OBP: 0.315, SLG: 0.439	0-1 G5-3		2-2 L1-3		0-1 F9		2-1 F7			4	0	0	0	0	0	4											
Inning Stats	R: 0 E: 0 K: 1 S: 12	H: 1 LOB: 1 BB: 0 P: 17	R: 0 E: 0 K: 2 S: 10	H: 2 LOB: 2 BB: 0 P: 12	R: 0 E: 0 K: 0 S: 9	H: 1 LOB: 3 BB: 2 P: 23	R: 0 E: 0 K: 0 S: 8	H: 1 LOB: 0 BB: 0 P: 15	R: 3 E: 1 K: 0 S: 11	H: 2 LOB: 2 BB: 2 P: 21	R: 0 E: 0 K: 0 S: 7	H: 0 LOB: 0 BB: 0 P: 10	R: 3 E: 0 K: 1 S: 20	H: 3 LOB: 1 BB: 1 P: 36	R: 0 E: 0 K: 0 S: 5	H: 0 LOB: 0 BB: 0 P: 8	1B: 7 2B: 3 3B: 0 HR: 1	SF: 1 SAC: 1 DP: 1 HBP: 0	WP: 1 PB: 0 SB: 0 CS: 0	PA: 39							
PITCHER	IP	WLS	BF	H	R	ER	SO	BB	IBB	HBP	BLK	WP	HR	S	P	ERA	WHIP										
Barry Zito, L ERA: 3.75	6.1	L	33	9	6	5	4	5	0	0	0	0	1	71	122	7.11	2.211										
50 Kiko Calero, R ERA: 3.49	0.2		3	1	0	0	0	0	0	0	0	0	0	6	12	0.00	1.500										
Juan Cruz, R ERA: 6.82	1.0		3	0	0	0	0	0	0	0	0	0	0	5	8	0.00	0.000										



Batter	1	2	3	4	5	6	7	8	9	AB	R	H	RBI	BB	SO	LOB	TOP					
Aaron Guiel, L (1, 8) OBP: 0.347, SLG: 0.431 Chip Ambres, R (8, FH) OBP: 0.347, SLG: 0.380	K			G4-6-3 1B		F7		F8		3	0	1	0	0	1	1						
Terrence Long, L (1, 7) OBP: 0.319, SLG: 0.381	F7			G4-6-3 1-2		G4-6-3		BB		3	0	1	0	1	0	1						
29 Mike Sweeney, R (1, 10) OBP: 0.344, SLG: 0.523	K			F8		L7		F9		4	0	0	0	0	1	3						
Matt Stairs, L (1, 3) OBP: 0.374, SLG: 0.450		F8				F7		G6-4-3		4	0	1	0	0	0	1						
Emil Brown, R (1, 9) OBP: 0.349, SLG: 0.453		F9				G5-4-3		BB		2	0	0	0	1	0	1						
24 Mark Teahen, L (1, 5) OBP: 0.309, SLG: 0.356		F7				HR		G4-6-3		3	1	1	1	0	0	1						
4 Angel Berroa, R (1, 6) OBP: 0.305, SLG: 0.373				K		G2-3		G3		3	0	0	0	0	1	0						
14 John Buck, R (1, 2) OBP: 0.276, SLG: 0.367				F9				F9		3	0	0	0	0	1	0						
13 Andrés Blanco, S (1, 4) OBP: 0.267, SLG: 0.333				F8				BB		3	0	2	0	0	0	0						
Inning Stats	R: 0 E: 0 K: 2 S: 9	H: 0 LOB: 0 BB: 0 P: 13	R: 0 E: 0 K: 0 S: 9	H: 0 LOB: 0 BB: 0 P: 15	R: 0 E: 0 K: 1 S: 5	H: 0 LOB: 0 BB: 0 P: 6	R: 0 E: 0 K: 0 S: 5	H: 1 LOB: 0 BB: 0 P: 5	R: 1 E: 0 K: 0 S: 7	H: 2 LOB: 2 BB: 0 P: 11	R: 0 E: 0 K: 1 S: 10	H: 1 LOB: 2 BB: 1 P: 18	R: 0 E: 0 K: 0 S: 10	H: 0 LOB: 0 BB: 1 P: 14	R: 0 E: 0 K: 0 S: 11	H: 1 LOB: 1 BB: 0 P: 18	R: 0 E: 0 K: 0 S: 6	H: 1 LOB: 0 BB: 0 P: 8	1B: 5 2B: 0 3B: 0 HR: 1	SF: 0 SAC: 0 DP: 4 HBP: 0	WP: 0 PB: 0 SB: 0 CS: 0	PA: 31
PITCHER	IP	WLS	BF	H	R	ER	SO	BB	IBB	HBP	BLK	WP	HR	S	P	ERA	WHIP					
Scott Elarton, R (1, 1) ERA: 4.57	7.2	W	27	5	1	1	4	2	0	0	0	0	1	62	94	1.17	0.913					
Scott Sauerbeck, L (8, 1) ERA: 3.34	0.1	H	1	0	0	0	0	0	0	0	0	0	0	4	6	0.00	0.000					
Bob Wickman, R (9, 1) ERA: 2.68	1.0	S	3	1	0	0	0	0	0	0	0	0	0	6	8	0.00	1.000					

Kansas City Royals @ Cleveland Indians
 Jacobs Field, Cleveland, OH
 Fri Sep 16 2005, 7:05 PM EDT
 Att: 21,975 - Cloudy - 70 F

livebaseballscorecards.com

AB	29
R	1
H	6
RBI	1
BB	2
SO	4
LOB	9



Batter	1	2	3	4	5	6	7	8	9	AB	R	H	RBI	BB	SO	LOB	BOTTOM				
24 Grady Sizemore, L (1, 8) OBP: 0.350, SLG: 0.492	BB 48 BB 1B		G5-4-3 1B		HR		BB			3	1	3	1	1	0	0					
Coco Crisp, S (1, 7) OBP: 0.348, SLG: 0.463	BB 48 BB BB		G5-4-3 1-2		G1-3		K			3	0	0	0	1	1	2					
2 Jhonny Peralta, R (1, 6) OBP: 0.355, SLG: 0.511	K		G6-3		BB		BB			3	0	1	0	1	1	2					
48 Travis Hafner, L (1, 10) OBP: 0.403, SLG: 0.557					BB		G4-3			2	0	0	0	2	1	1					
41 Victor Martínez, S (1, 2) OBP: 0.366, SLG: 0.461					BB		FC4			4	0	0	0	0	2	5					
José Hernández, R (1, 4) OBP: 0.272, SLG: 0.350	L6				G4-6-3		G1-3			4	0	1	0	0	0	6					
Ben Broussard, L (1, 3) OBP: 0.304, SLG: 0.453							P6			4	0	0	0	0	3	1					
Aaron Boone, R (1, 5) OBP: 0.293, SLG: 0.370		F9			HR		K			2	1	0	0	1	1	0					
Casey Blake, R (1, 9) OBP: 0.315, SLG: 0.445		G6-3			HR		K			3	1	1	2	0	1	0					
Inning Stats	R: 0 E: 0 K: 2 S: 17	H: 1 LOB: 3 BB: 2 P: 34	R: 0 E: 0 K: 1 S: 9	H: 0 LOB: 0 BB: 0 P: 13	R: 0 E: 0 K: 0 S: 7	H: 1 LOB: 0 BB: 0 P: 11	R: 0 E: 0 K: 3 S: 15	H: 1 LOB: 1 BB: 0 P: 18	R: 3 E: 1 K: 0 S: 17	H: 3 LOB: 2 BB: 2 P: 30	R: 0 E: 0 K: 2 S: 10	H: 0 LOB: 0 BB: 0 P: 16	R: 0 E: 0 K: 1 S: 6	H: 0 LOB: 1 BB: 2 P: 14	R: 0 E: 0 K: 1 S: 9	H: 0 LOB: 0 BB: 0 P: 13	1B: 4 2B: 0 3B: 0 HR: 2	SF: 0 SAC: 0 DP: 2 HBP: 0	WP: 0 PB: 0 SB: 0 CS: 1	PA: 34	
PITCHER	IP	WLS	BF	H	R	ER	SO	BB	IBB	HBP	BLK	WP	HR	S	P	ERA	WHIP				
41 Jimmy Gobble, L (1, 1) ERA: 5.91	4.0	L	19	5	3	3	6	3	0	0	0	0	0	29	49	0.00	1.500				
Kyle Snyder, R (5, 1) ERA: 7.52	2.2		11	1	0	0	3	3	0	0	0	0	0	10	14	0.00	0.000				
Jeremy Affeldt, L (7, 1) ERA: 6.53	1.1		4	0	0	0	1	0	0	0	0	0	0	10	14	0.00	0.000				

Kansas City Royals @ Cleveland Indians
 Jacobs Field, Cleveland, OH
 Fri Sep 16 2005, 7:05 PM EDT
 Att: 21,975 - Cloudy - 70 F

livebaseballscorecards.com

AB	28
R	3
H	6
RBI	3
BB	6
SO	10
LOB	17



Batter	1	2	3	4	5	6	7	8	9	AB	R	H	RBI	BB	SO	LOB	TOP								
Chip Ambres, R (1, 8) OBP: 0.346, SLG: 0.378 Matt Stairs, L (8, PH) OBP: 0.373, SLG: 0.449 Joe McEwing, R (8, 4) OBP: 0.273, SLG: 0.301	F7		K			1B HR		F7		3	1	1	0	0	1	1	Kansas City Royals @ Cleveland Indians Jacobs Field, Cleveland, OH Sat Sep 17 2005, 7:05 PM EDT Att: 32,392 - Partly Cloudy - 70 F								
Terrence Long, L (1, 7) OBP: 0.318, SLG: 0.380	L6		F8			HR		F7		4	1	1	0	0	0	1									
29 Mike Sweeney, R (1, 10) OBP: 0.343, SLG: 0.520	K			K		K			4-2 24 G3 4 1B	3	0	0	0	1	3	2									
Emil Brown, R (1, 9) OBP: 0.348, SLG: 0.458		G3		L9		HR			K	4	1	1	3	0	1	1									
4 Angel Berroa, R (1, 6) OBP: 0.305, SLG: 0.372	K			K		L7				4	0	1	0	0	2	0									
24 Mark Teahen, L (1, 5) OBP: 0.308, SLG: 0.353	G3-1								24 G3 1B	4	0	0	0	0	1	2									
26 Justin Huber, R (1, 3) OBP: 0.275, SLG: 0.271			G6-3		G5-3				1-2 2-3	4	0	0	0	0	1	2									
14 John Buck, R (1, 2) OBP: 0.277, SLG: 0.375			HR		P6				K	3	1	1	1	0	0	0									
13 Andrés Blanco, S (1, 4) OBP: 0.281, SLG: 0.344 Aaron Guiel, L (8, PH) OBP: 0.342, SLG: 0.424			WP 1B			G5-3			K	2	0	1	0	0	0	0									
										1	0	0	0	0	1	0									
Inning Stats	R: 0 E: 0 K: 1 S: 6	H: 0 LOB: 0 BB: 0 P: 8	R: 0 E: 0 K: 1 S: 9	H: 0 LOB: 0 BB: 0 P: 13	R: 1 E: 0 K: 1 S: 11	H: 2 LOB: 1 BB: 0 P: 19	R: 0 E: 0 K: 2 S: 7	H: 0 LOB: 0 BB: 0 P: 10	R: 0 E: 0 K: 0 S: 5	H: 0 LOB: 0 BB: 0 P: 7	R: 3 E: 0 K: 1 S: 20	H: 3 LOB: 0 BB: 0 P: 26	R: 0 E: 0 K: 1 S: 5	H: 0 LOB: 0 BB: 0 P: 7	R: 0 E: 0 K: 1 S: 6	H: 0 LOB: 0 BB: 0 P: 11	R: 0 E: 0 K: 2 S: 11	H: 1 LOB: 2 BB: 1 P: 19	1B: 4 2B: 0 3B: 0 HR: 2	SF: 0 SAC: 0 DP: 0 HBP: 0	WP: 1 PB: 0 SB: 0 CS: 0	PA: 34			
PITCHER	IP	WLS	BF	H	R	ER	SO	BB	IBB	HBP	BLK	WP	HR	S	P	ERA	WHIP								
31 Cliff Lee, L (1, 1) ERA: 3.75 Bob Howry, R (8, 1) ERA: 2.42 Bob Wickman, R (9, 1) ERA: 2.64	7.0	W	26	5	4	4	7	0	0	0	0	1	2	63	90	5.14	0.714								
	1.0	H	3	0	0	0	1	0	0	0	0	0	0	6	11	0.00	0.000								
	1.0	S	5	1	0	0	2	1	0	0	0	0	0	11	19	0.00	2.000								

Batter	1	2	3	4	5	6	7	8	9	AB	R	H	RBI	BB	SO	LOB	BOTTOM								
24 Grady Sizemore, L (1, 8) OBP: 0.350, SLG: 0.490	HR BB	L4		G6-4-3		K				3	1	0	0	1	1	2	Kansas City Royals @ Cleveland Indians Jacobs Field, Cleveland, OH Sat Sep 17 2005, 7:05 PM EDT Att: 32,392 - Partly Cloudy - 70 F								
Coco Crisp, S (1, 7) OBP: 0.348, SLG: 0.469	HR	L4		G6-3				2 G6-4-3 1B		4	1	2	2	0	0	0									
2 Jhonny Peralla, R (1, 6) OBP: 0.355, SLG: 0.511	4B 1B 2B	K			G1-3			G6-4-3 1-2		4	1	1	0	0	1	1									
48 Travis Hafner, L (1, 10) OBP: 0.406, SLG: 0.558	41 1B G4-3				41 G4-3 1B			K		3	1	2	0	1	1	0									
41 Victor Martínez, S (1, 2) OBP: 0.369, SLG: 0.463	1B G4-3				G4-3			CS 1B		4	1	3	1	0	0	1									
Ben Broussard, L (1, 3) OBP: 0.303, SLG: 0.452	G3 1B				L4			1B		4	0	1	1	0	0	4									
Aaron Boone, R (1, 5) OBP: 0.297, SLG: 0.372	G3 1B				K			1B		3	0	2	0	1	1	2									
Ramón Vázquez, L (1, 4) OBP: 0.247, SLG: 0.272 José Hernández, R (8, PH) OBP: 0.270, SLG: 0.349	G3				G4-3			E3		3	0	0	1	0	0	3									
Casey Blake, R (1, 9) OBP: 0.312, SLG: 0.441	P6				E5 24 G6-4-3			K		1	0	0	0	0	1	2									
										4	0	0	0	0	2	4									
Inning Stats	R: 5 E: 0 K: 0 S: 23	H: 5 LOB: 1 BB: 1 P: 39	R: 0 E: 0 K: 1 S: 8	H: 0 LOB: 0 BB: 0 P: 14	R: 0 E: 0 K: 1 S: 12	H: 1 LOB: 2 BB: 1 P: 20	R: 0 E: 1 K: 0 S: 7	H: 0 LOB: 0 BB: 0 P: 12	R: 0 E: 0 K: 0 S: 13	H: 1 LOB: 1 BB: 0 P: 19	R: 0 E: 1 K: 2 S: 9	H: 1 LOB: 1 BB: 0 P: 15	R: 0 E: 0 K: 1 S: 7	H: 1 LOB: 0 BB: 0 P: 13	R: 0 E: 0 K: 2 S: 14	H: 2 LOB: 2 BB: 1 P: 24	1B: 9 2B: 1 3B: 0 HR: 1	SF: 0 SAC: 0 DP: 2 HBP: 0	WP: 0 PB: 0 SB: 1 CS: 1	PA: 36					
PITCHER	IP	WLS	BF	H	R	ER	SO	BB	IBB	HBP	BLK	WP	HR	S	P	ERA	WHIP								
Runelvys Hernández, R (1, 1) ERA: 5.24 Shawn Camp, R (4, 1) ERA: 7.03 Ambiorix Burgos, R (7, 1) ERA: 3.75 Andrew Sisco, L (8, 1) ERA: 2.65	3.0	L	17	6	5	5	2	2	0	0	0	0	0	29	46	0.00	0.667								
	1.1		6	3	0	0	1	1	0	0	0	0	0	12	23	0.00	3.000								
	0.2		2	0	0	0	2	0	0	0	0	0	0	9	14	0.00	0.000								



Batter	1	2	3	4	5	6	7	8	9	AB	R	H	RBI	BB	SO	LOB	TOP				
Chip Ambres, R OBP: 0.344, SLG: 0.374 (1, 8)	F8			1B		G5-3		F8		4	0	1	0	0	0	0					
Joe McEwing, R OBP: 0.297, SLG: 0.294 (1, 5)	K			F9		G4-3			K	4	0	0	0	0	2	1					
29 Mike Sweeney, R OBP: 0.340, SLG: 0.515 (1, 10)	G4-3			K			F7		P4	4	0	0	0	0	1	1					
Emil Brown, R OBP: 0.347, SLG: 0.456 (1, 9)		P3		K			26 1B		K	4	0	1	0	0	2	1					
4 Angel Berroa, R OBP: 0.303, SLG: 0.370 Donnie Murphy, R OBP: 0.263, SLG: 0.294 (7, 4)	F8				K				K	3	0	0	0	0	2	1					
26 Justin Huber, R OBP: 0.276, SLG: 0.275 (1, 3)	K				G5-3				K	0	0	0	0	0	0	0					
Matt Diaz, R OBP: 0.313, SLG: 0.385 (1, 7)							1B		L7	3	0	2	0	0	0	2					
Paul Phillips, R OBP: 0.224, SLG: 0.347 (1, 2)				K		G5-3			K2-3	3	0	0	0	0	2	2					
13 Andrés Blanco, S OBP: 0.257, SLG: 0.314 (7, 6)									G6-3	3	0	0	0	0	0	1					
Inning Stats	R: 0 H: 0 E: 0 K: 1 S: 7	H: 0 LOB: 0 BB: 0 P: 10	R: 0 H: 0 E: 0 K: 1 S: 8	H: 0 LOB: 0 BB: 0 P: 10	R: 0 H: 1 E: 0 K: 1 S: 9	H: 1 LOB: 0 BB: 0 P: 10	R: 0 H: 1 E: 0 K: 2 S: 12	H: 1 LOB: 1 BB: 0 P: 17	R: 0 H: 1 E: 0 K: 1 S: 8	H: 1 LOB: 1 BB: 0 P: 13	R: 0 H: 0 E: 0 K: 0 S: 10	H: 0 LOB: 0 BB: 0 P: 12	R: 0 H: 2 E: 0 K: 1 S: 12	H: 2 LOB: 2 BB: 0 P: 15	R: 0 H: 0 E: 0 K: 1 S: 7	H: 0 LOB: 0 BB: 0 P: 12	R: 0 H: 0 E: 0 K: 2 S: 9	H: 0 LOB: 0 BB: 0 P: 10	1B: 5 2B: 0 3B: 0 HR: 0	SF: 0 SAC: 0 DP: 1 HBP: 0	WP: 0 PA: 31 PB: 0 SB: 0 CS: 0
PITCHER	IP WLS BF H R ER SO BB IBB HBP BLK WP HR S P ERA WHIP	IP WLS BF H R ER SO BB IBB HBP BLK WP HR S P ERA WHIP	IP WLS BF H R ER SO BB IBB HBP BLK WP HR S P ERA WHIP	IP WLS BF H R ER SO BB IBB HBP BLK WP HR S P ERA WHIP	IP WLS BF H R ER SO BB IBB HBP BLK WP HR S P ERA WHIP	IP WLS BF H R ER SO BB IBB HBP BLK WP HR S P ERA WHIP	IP WLS BF H R ER SO BB IBB HBP BLK WP HR S P ERA WHIP	IP WLS BF H R ER SO BB IBB HBP BLK WP HR S P ERA WHIP	IP WLS BF H R ER SO BB IBB HBP BLK WP HR S P ERA WHIP	IP WLS BF H R ER SO BB IBB HBP BLK WP HR S P ERA WHIP	IP WLS BF H R ER SO BB IBB HBP BLK WP HR S P ERA WHIP	IP WLS BF H R ER SO BB IBB HBP BLK WP HR S P ERA WHIP	IP WLS BF H R ER SO BB IBB HBP BLK WP HR S P ERA WHIP	IP WLS BF H R ER SO BB IBB HBP BLK WP HR S P ERA WHIP	IP WLS BF H R ER SO BB IBB HBP BLK WP HR S P ERA WHIP	IP WLS BF H R ER SO BB IBB HBP BLK WP HR S P ERA WHIP	IP WLS BF H R ER SO BB IBB HBP BLK WP HR S P ERA WHIP	IP WLS BF H R ER SO BB IBB HBP BLK WP HR S P ERA WHIP	IP WLS BF H R ER SO BB IBB HBP BLK WP HR S P ERA WHIP	IP WLS BF H R ER SO BB IBB HBP BLK WP HR S P ERA WHIP	IP WLS BF H R ER SO BB IBB HBP BLK WP HR S P ERA WHIP

Kansas City Royals @ Cleveland Indians
 Jacobs Field, Cleveland, OH
 Sun Sep 18 2005, 1:05 PM EDT
 Att: 22,654 - Cloudy - 72 F

AB 31
 R 0
 H 5
 RBI 0
 BB 0
 SO 10
 LOB 9



Batter	1	2	3	4	5	6	7	8	9	AB	R	H	RBI	BB	SO	LOB	BOTTOM				
24 Grady Sizemore, L OBP: 0.349, SLG: 0.487 38 Franklin Gutierrez, R (7, PH) (8, 8)	F8		G4-3	FC4-6 BB		K	L4			3	0	0	0	1	1	1					
Coco Crisp, S OBP: 0.351, SLG: 0.472 (1, 7)	48 HR		F7	FC4-6 2 HR				1B		5	2	3	2	0	0	2					
2 Jhonny Peralta, R OBP: 0.355, SLG: 0.519 (1, 6)	F8			HR		F7		K		5	1	2	3	0	1	3					
48 Travis Hafner, L OBP: 0.405, SLG: 0.562 25 Ryan Garko, R (8, PH) (9, 10)	1-H HR			L7		P6		K		4	1	1	2	0	1	2					
41 Victor Martinez, S OBP: 0.370, SLG: 0.466 Josh Bard, S OBP: 0.266, SLG: 0.277 (8, PH) (9, 2)	F8			2B	K			E7 BB		4	2	2	0	0	1	0					
Ben Broussard, L OBP: 0.309, SLG: 0.464 (1, 3)		P5		2B				1B		4	2	3	3	1	0	0					
José Hernández, R OBP: 0.269, SLG: 0.345 (8, 5)		G6-3		FC4-6 1B	G1-3			K	K	5	1	1	1	0	2	4					
Aaron Boone, R OBP: 0.299, SLG: 0.378 Ramón Vázquez, L OBP: 0.244, SLG: 0.268 (7, PH) (8, 4)				2B	G4-3			P5		3	1	2	0	0	0	1					
Casey Blake, R OBP: 0.314, SLG: 0.441 (1, 9)	K			2B				1B		3	1	1	0	0	1	3					
Inning Stats	R: 2 H: 2 E: 0 K: 0 S: 13	H: 2 LOB: 0 BB: 0 P: 20	R: 0 H: 1 E: 0 K: 1 S: 9	H: 1 LOB: 1 BB: 0 P: 14	R: 0 H: 1 E: 0 K: 1 S: 10	H: 1 LOB: 1 BB: 0 P: 17	R: 6 H: 5 E: 0 K: 0 S: 23	H: 5 LOB: 0 BB: 1 P: 35	R: 0 H: 1 E: 0 K: 1 S: 7	H: 1 LOB: 1 BB: 0 P: 10	R: 1 H: 1 E: 0 K: 1 S: 7	H: 1 LOB: 1 BB: 0 P: 13	R: 2 H: 3 E: 0 K: 1 S: 13	H: 3 LOB: 1 BB: 0 P: 20	R: 0 H: 2 E: 1 K: 3 S: 18	H: 2 LOB: 3 BB: 1 P: 30	R: 0 H: 0 E: 0 K: 2 S: 9	H: 0 LOB: 0 BB: 0 P: 10	1B: 7 2B: 6 3B: 0 HR: 3	SF: 0 SAC: 0 DP: 0 HBP: 1	WP: 0 PA: 43 PB: 0 SB: 0 CS: 0
PITCHER	IP WLS BF H R ER SO BB IBB HBP BLK WP HR S P ERA WHIP	IP WLS BF H R ER SO BB IBB HBP BLK WP HR S P ERA WHIP	IP WLS BF H R ER SO BB IBB HBP BLK WP HR S P ERA WHIP	IP WLS BF H R ER SO BB IBB HBP BLK WP HR S P ERA WHIP	IP WLS BF H R ER SO BB IBB HBP BLK WP HR S P ERA WHIP	IP WLS BF H R ER SO BB IBB HBP BLK WP HR S P ERA WHIP	IP WLS BF H R ER SO BB IBB HBP BLK WP HR S P ERA WHIP	IP WLS BF H R ER SO BB IBB HBP BLK WP HR S P ERA WHIP	IP WLS BF H R ER SO BB IBB HBP BLK WP HR S P ERA WHIP	IP WLS BF H R ER SO BB IBB HBP BLK WP HR S P ERA WHIP	IP WLS BF H R ER SO BB IBB HBP BLK WP HR S P ERA WHIP	IP WLS BF H R ER SO BB IBB HBP BLK WP HR S P ERA WHIP	IP WLS BF H R ER SO BB IBB HBP BLK WP HR S P ERA WHIP	IP WLS BF H R ER SO BB IBB HBP BLK WP HR S P ERA WHIP	IP WLS BF H R ER SO BB IBB HBP BLK WP HR S P ERA WHIP	IP WLS BF H R ER SO BB IBB HBP BLK WP HR S P ERA WHIP	IP WLS BF H R ER SO BB IBB HBP BLK WP HR S P ERA WHIP	IP WLS BF H R ER SO BB IBB HBP BLK WP HR S P ERA WHIP	IP WLS BF H R ER SO BB IBB HBP BLK WP HR S P ERA WHIP	IP WLS BF H R ER SO BB IBB HBP BLK WP HR S P ERA WHIP	IP WLS BF H R ER SO BB IBB HBP BLK WP HR S P ERA WHIP

Kansas City Royals @ Cleveland Indians
 Jacobs Field, Cleveland, OH
 Sun Sep 18 2005, 1:05 PM EDT
 Att: 22,654 - Cloudy - 72 F

AB 40
 R 11
 H 16
 RBI 11
 BB 2
 SO 8
 LOB 18



Batter	1	2	3	4	5	6	7	8	9	AB	R	H	RBI	BB	SO	LOB	TOP					
24 Grady Sizemore, L OBP: 0.348, SLG: 0.485										5	1	1	0	0	1	1	Cleveland Indians @ Chicago White Sox U.S. Cellular Field, Chicago, IL Mon Sep 19 2005, 8:05 PM EDT Att: 35,748 - Clear - 80 F					
Coco Crisp, S OBP: 0.350, SLG: 0.470										5	0	1	0	0	1	1						
2 Jhonny Peralta, R OBP: 0.354, SLG: 0.514										4	2	0	0	1	0	2						
48 Travis Hafner, L OBP: 0.410, SLG: 0.576										3	2	3	3	2	0	0						
41 Victor Martinez, S OBP: 0.372, SLG: 0.467										3	1	1	0	2	0	1						
Ben Broussard, L OBP: 0.308, SLG: 0.462										4	0	1	1	0	3	4						
Aaron Boone, R OBP: 0.301, SLG: 0.385										4	1	2	3	0	0	3						
Ramón Vázquez, L OBP: 0.256, SLG: 0.271										3	0	1	0	1	0	0						
Casey Blake, R OBP: 0.311, SLG: 0.437										4	0	0	0	0	1	3						
Inning Stats	R: 1 E: 0 K: 1 S: 12	H: 2 LOB: 1 BB: 0 P: 17	R: 1 E: 0 K: 2 S: 11	H: 2 LOB: 1 BB: 0 P: 20	R: 1 E: 0 K: 0 S: 11	H: 1 LOB: 2 BB: 2 P: 25	R: 0 E: 0 K: 0 S: 7	H: 0 LOB: 0 BB: 0 P: 12	R: 1 E: 0 K: 0 S: 6	H: 1 LOB: 0 BB: 0 P: 11	R: 0 E: 0 K: 0 S: 11	H: 1 LOB: 0 BB: 0 P: 17	R: 0 E: 0 K: 1 S: 13	H: 0 LOB: 0 BB: 0 P: 21	R: 2 E: 0 K: 1 S: 19	H: 2 LOB: 2 BB: 2 P: 38	R: 1 E: 0 K: 1 S: 10	H: 1 LOB: 2 BB: 2 P: 22	1B: 5 2B: 3 3B: 0 HR: 2	SF: 1 SAC: 0 DP: 1 HBP: 0	WP: 0 PB: 0 SB: 1 CS: 0	PA: 42
PITCHER	IP WLS BF H R ER SO BB IBB HBP BLK WP HR S P ERA WHIP																					
Freddy Garcia, R ERA: 4.01	(1, 1) 6.1 27 7 4 4 3 2 0 0 0 0 0 2 61 108 5.68 1.421																					
Neal Cotts, L ERA: 1.92	(7, 1) 0.2 2 0 0 0 1 0 0 0 0 0 0 0 10 15 0.00 0.000																					
Luis Vizcaino, R ERA: 3.82	(8, 1) 0.1 H 1 0 0 0 0 0 0 0 0 0 0 0 3 6 0.00 0.000																					
Damaso Marte, L ERA: 3.71	(8, 1) 0.1 L 3 1 0 0 1 1 0 0 0 0 0 0 8 17 0.00 6.000																					
45 Bobby Jenks, R ERA: 1.91	(8, 1) 0.1 B 3 1 2 2 0 1 0 0 0 0 0 0 8 15 54.00 6.000																					

Batter	1	2	3	4	5	6	7	8	9	AB	R	H	RBI	BB	SO	LOB	BOTTOM					
22 Scott Podsednik, L OBP: 0.356, SLG: 0.354										5	1	2	0	0	1	1	Cleveland Indians @ Chicago White Sox U.S. Cellular Field, Chicago, IL Mon Sep 19 2005, 8:05 PM EDT Att: 35,748 - Clear - 80 F					
Tadahito Iguchi, R OBP: 0.345, SLG: 0.441										5	1	1	1	0	3	2						
Carl Everett, S OBP: 0.311, SLG: 0.443										3	1	1	1	2	0	2						
Willie Harris, L OBP: 0.328, SLG: 0.301										0	0	0	0	0	0	0						
14 Paul Konerko, R OBP: 0.364, SLG: 0.522										5	0	2	2	0	1	3						
12 A.J. Pierzynski, L OBP: 0.311, SLG: 0.430										3	0	1	0	0	0	2						
38 Pablo Ozuna, R OBP: 0.314, SLG: 0.333										1	0	1	0	0	0	0						
Chris Widger, R OBP: 0.301, SLG: 0.394										0	0	0	0	0	0	0						
23 Jermaine Dye, R OBP: 0.326, SLG: 0.506										4	0	1	0	0	1	3						
Aaron Rowand, R OBP: 0.331, SLG: 0.413										3	1	0	0	0	0	2						
5 Juan Uribe, R OBP: 0.301, SLG: 0.424										4	0	1	0	0	1	3						
24 Joe Crede, R OBP: 0.300, SLG: 0.427										4	1	1	1	0	1	2						
Inning Stats	R: 0 E: 0 K: 1 S: 10	H: 0 LOB: 1 BB: 1 P: 19	R: 0 E: 0 K: 0 S: 10	H: 1 LOB: 0 BB: 0 P: 15	R: 0 E: 0 K: 1 S: 12	H: 1 LOB: 1 BB: 0 P: 17	R: 0 E: 0 K: 1 S: 16	H: 1 LOB: 1 BB: 0 P: 20	R: 4 E: 1 K: 1 S: 16	H: 4 LOB: 1 BB: 0 P: 23	R: 0 E: 0 K: 0 S: 8	H: 1 LOB: 1 BB: 0 P: 13	R: 1 E: 0 K: 2 S: 9	H: 1 LOB: 0 BB: 0 P: 10	R: 0 E: 0 K: 0 S: 11	H: 1 LOB: 1 BB: 0 P: 14	R: 0 E: 0 K: 2 S: 13	H: 1 LOB: 2 BB: 1 P: 23	1B: 8 2B: 2 3B: 0 HR: 1	SF: 0 SAC: 1 DP: 0 HBP: 0	WP: 0 PB: 0 SB: 0 CS: 1	PA: 40
PITCHER	IP WLS BF H R ER SO BB IBB HBP BLK WP HR S P ERA WHIP																					
Kevin Millwood, R ERA: 2.97	(1, 1) 6.0 27 8 4 1 4 1 0 0 0 0 0 0 1 9 10 9.00 1.500																					
63 Rafael Betancourt, R ERA: 3.13	(7, 1) 1.0 W 4 1 1 1 2 0 0 0 0 0 0 0 1 9 10 9.00 1.000																					
Scott Sauerbeck, L ERA: 0.34	(8, 1) 0.0 1 1 0 0 0 0 0 0 0 0 0 0 2 2 * *																					
Bob Howry, R ERA: 2.38	(8, 1) 1.0 H 3 0 0 0 0 0 0 0 0 0 0 0 9 12 0.00 0.000																					
Bob Wickman, R ERA: 2.59	(9, 1) 1.0 S 5 1 0 0 2 1 0 0 0 0 0 0 0 13 23 0.00 2.000																					

Batter	1	2	3	4	5	6	7	8	9	10	AB	R	H	RBI	BB	SO	LOB	TOP				
24 Grady Sizemore, L OBP: 0.346, SLG: 0.481	K		F8		G4-3		G1-3	1B		FC6-4	6	0	1	0	0	1	1					
Coco Crisp, S OBP: 0.351, SLG: 0.472	1B		F8		2B		4B 2B 1B	G6-3		F8	6	1	3	0	0	0	3					
2 Jhonny Peralta, R OBP: 0.356, SLG: 0.513	F9		G6-3		BB		4B 2B 1B			G4-3	3	1	1	0	2	0	1					
48 Travis Hafner, L OBP: 0.410, SLG: 0.583	G6-3			HR	F7		G5-3			K	5	1	2	2	0	1	4					
41 Victor Martinez, S OBP: 0.375, SLG: 0.463		K					1-3 2H			G4-3	4	0	1	0	1	2	2					
38 Franklin Gutierrez, R OBP: 0.321, SLG: 0.441		P4			F9		IBB			2B	0	0	0	0	0	0	0					
Josh Bard, S OBP: 0.266, SLG: 0.277		HR								G4-3	5	0	0	1	0	1	4					
Ronnie Belliard, R OBP: 0.321, SLG: 0.441		BB			1B		G4-3			G5-3	2	1	1	0	1	0	0					
José Hernández, R OBP: 0.274, SLG: 0.347		HR			1B		P3			P4	2	0	0	0	0	1	2					
Ben Broussard, L OBP: 0.306, SLG: 0.460		BB			1B					K	2	1	3	2	0	0	0					
Aaron Boone, R OBP: 0.304, SLG: 0.394		HR			1B		P4			P6	5	1	3	2	0	0	0					
Casey Blake, R OBP: 0.312, SLG: 0.443		F9			K		HR			24 FC6-4 1B	5	1	2	1	0	2	3					
Inning Stats	R: 0 E: 0 K: 1 S: 11	H: 1 LOB: 1 BB: 0 P: 15	R: 2 E: 0 K: 13 S: 13	H: 1 LOB: 0 BB: 1 P: 23	R: 0 E: 0 K: 3 S: 7	H: 0 LOB: 0 BB: 0 P: 10	R: 1 E: 0 K: 3 S: 17	H: 3 LOB: 2 BB: 0 P: 20	R: 0 E: 0 K: 0 S: 4	H: 0 LOB: 0 BB: 0 P: 7	R: 2 E: 0 K: 0 S: 14	H: 4 LOB: 2 BB: 1 P: 26	R: 0 E: 0 K: 0 S: 13	H: 2 LOB: 2 BB: 0 P: 17	R: 1 E: 0 K: 2 S: 14	H: 1 LOB: 2 BB: 1 P: 21	R: 0 E: 0 K: 1 S: 8	H: 1 LOB: 1 BB: 0 P: 14	1B: 8 2B: 3 3B: 0 HR: 3	SF: 0 SAC: 0 DP: 1 HBP: 0	WP: 0 PB: 0 SB: 0 CS: 0	PA: 47
PITCHER	IP WLS BF H R ER SO BB IBB HBP BLK WP HR S P ERA WHIP	6.0 0.1 1.2 1.0 1.0	27 5 6 5 4	7 3 2 1 1	4 1 0 1 0	5 0 0 2 0	2 0 0 0 0	0 1 0 0 0	0 0 0 0 0	0 0 0 0 0	0 10 14 21 8	108 20 18 21 14	6.00 27.00 0.00 9.00 0.00	1.500 9.000 1.200 2.000 1.000								

Cleveland Indians @ Chicago White Sox
U.S. Cellular Field, Chicago, IL
Tue Sep 20 2005, 8:05 PM EDT
Att: 26,147 - Clear - 73 F

AB	43
R	6
H	14
RBI	6
BB	4
SO	8
LOB	20



Batter	1	2	3	4	5	6	7	8	9	10	AB	R	H	RBI	BB	SO	LOB	BOTTOM						
22 Scott Podsednik, L OBP: 0.354, SLG: 0.351	F7		FC5-4		G4-3		G4-3			G4-3	4	0	0	0	1	0	2							
Tadahito Iguchi, R OBP: 0.344, SLG: 0.439	G4-3		FC5-4		14 G4-1		P6			L7	5	0	1	0	0	0	1							
Carl Everett, S OBP: 0.310, SLG: 0.442	F7		P5		FC6		12 2B			K	5	1	1	0	0	1	2							
14 Paul Konerko, R OBP: 0.356, SLG: 0.524		K			12 G4-3		12 2B			23 G5-3	4	2	2	0	1	1	2							
Willie Harris, L OBP: 0.328, SLG: 0.301					5 1B		SF9			12 1B	0	0	0	0	0	0	0							
Ross Gload, L OBP: 0.188, SLG: 0.194					1-2 2-3		BB			23 G5-3	0	0	0	0	0	0	0							
12 A.J. Pierzynski, L OBP: 0.312, SLG: 0.432		K			G4-3		G4-3			1-3 2H	5	1	2	1	0	1	3							
23 Jermaine Dye, R OBP: 0.329, SLG: 0.505		K			5 1B		5 1B			G5-3	3	0	1	0	2	1	2							
Aaron Rowand, R OBP: 0.330, SLG: 0.411					G5-3		P6			F8	3	0	0	1	0	0	3							
5 Juan Uribe, R OBP: 0.304, SLG: 0.424					24 HR		1-2 3H			G5-3	4	1	2	1	1	0	4							
24 Joe Crede, R OBP: 0.301, SLG: 0.441					F7		K			P4	5	2	2	3	0	1	4							
Inning Stats	R: 0 E: 0 K: 0 S: 10	H: 0 LOB: 0 BB: 0 P: 14	R: 0 E: 0 K: 3 S: 11	H: 0 LOB: 0 BB: 0 P: 15	R: 2 E: 0 K: 0 S: 10	H: 1 LOB: 1 BB: 2 P: 23	R: 1 E: 0 K: 0 S: 9	H: 2 LOB: 2 BB: 1 P: 16	R: 0 E: 1 K: 0 S: 10	H: 1 LOB: 2 BB: 0 P: 13	R: 0 E: 0 K: 0 S: 13	H: 2 LOB: 2 BB: 0 P: 19	R: 3 E: 1 K: 0 S: 9	H: 2 LOB: 1 BB: 2 P: 18	R: 0 E: 0 K: 0 S: 13	H: 0 LOB: 0 BB: 0 P: 16	R: 0 E: 0 K: 1 S: 15	H: 2 LOB: 3 BB: 0 P: 25	R: 1 E: 0 K: 0 S: 1	H: 1 LOB: 0 BB: 0 P: 2	1B: 6 2B: 3 3B: 0 HR: 2	SF: 1 SAC: 0 DP: 0 HBP: 1	WP: 0 PB: 0 SB: 0 CS: 0	PA: 45
PITCHER	IP WLS BF H R ER SO BB IBB HBP BLK WP HR S P ERA WHIP	6.1 0.2 1.0 1.0	30 5 3 7	7 1 0 4	4 2 0 4	4 0 0 1	4 1 0 0	4 0 0 1	4 6 13 16	104 14 16 27	5.68 13.50 0.00 9.00	1.579 3.000 0.000 3.000												

Cleveland Indians @ Chicago White Sox
U.S. Cellular Field, Chicago, IL
Tue Sep 20 2005, 8:05 PM EDT
Att: 26,147 - Clear - 73 F

AB	38
R	7
H	11
RBI	6
BB	5
SO	5
LOB	23

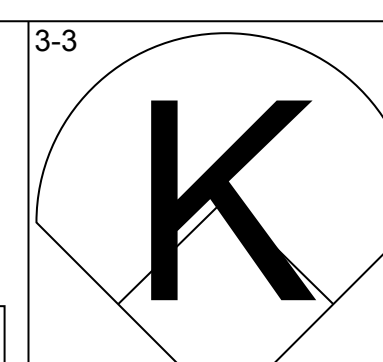
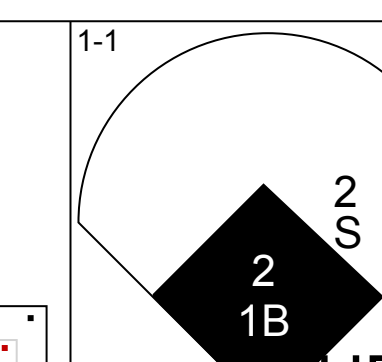
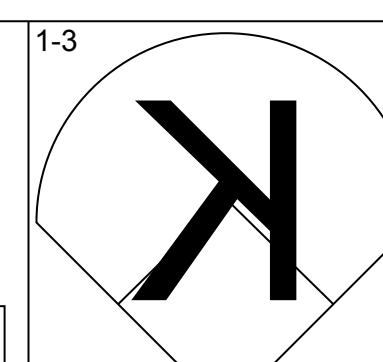
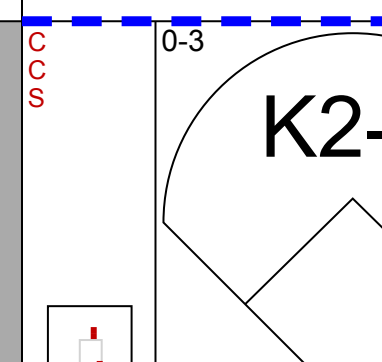
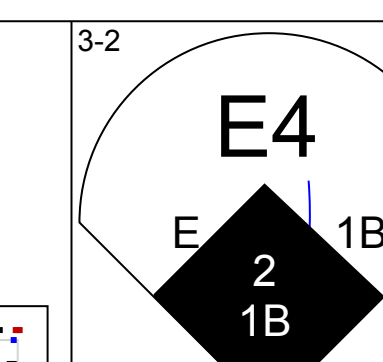
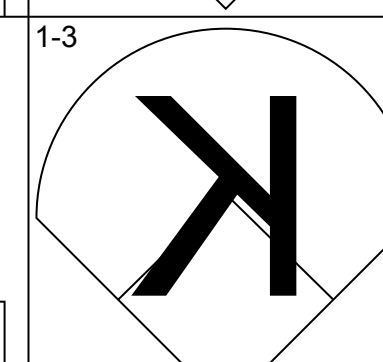
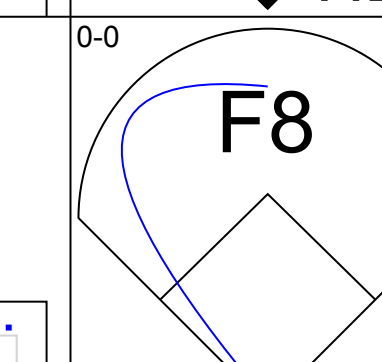
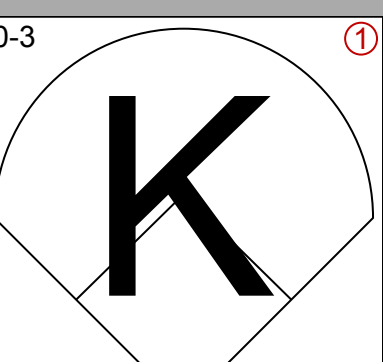
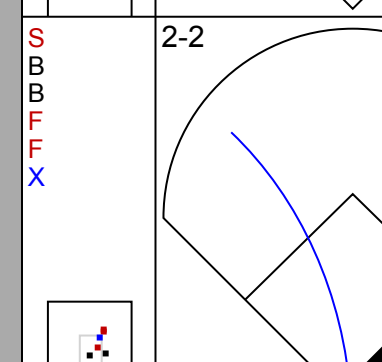
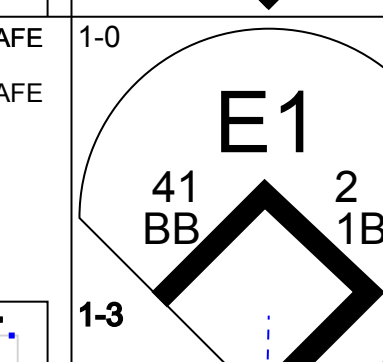
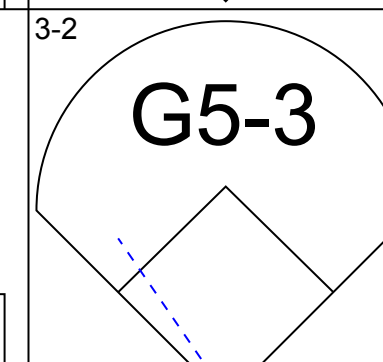
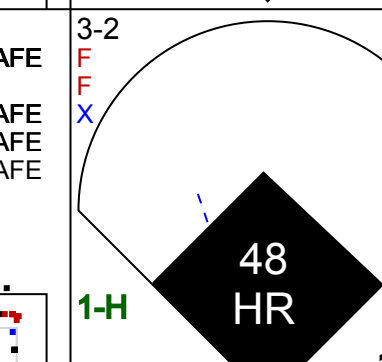
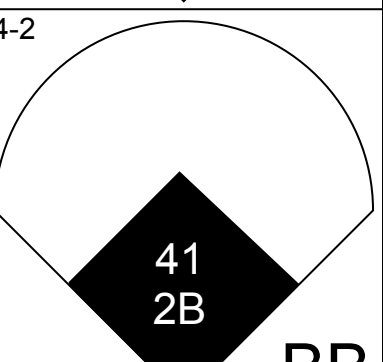
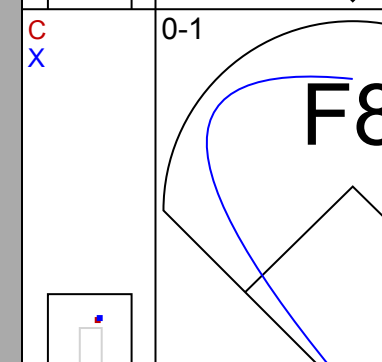
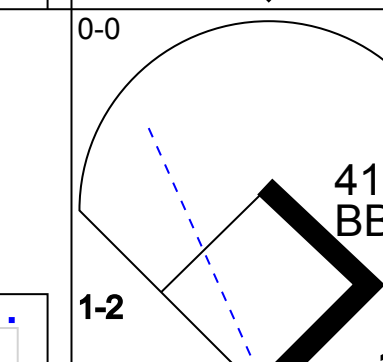
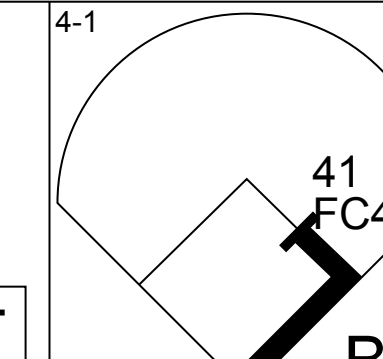
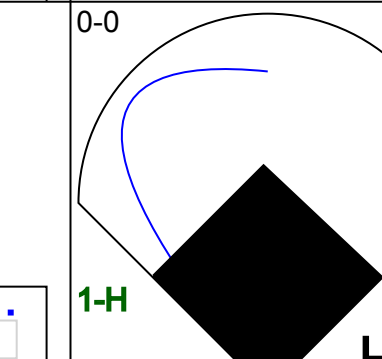
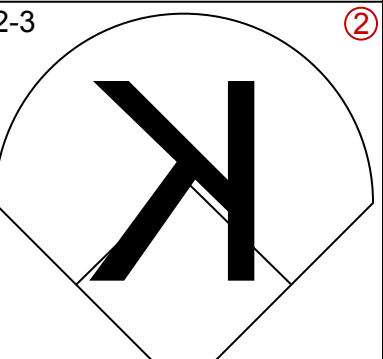
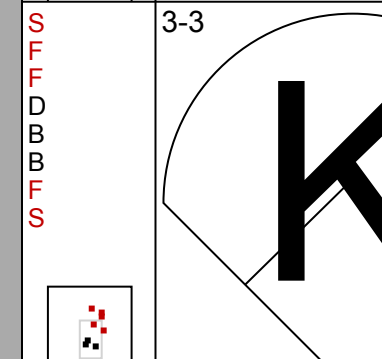
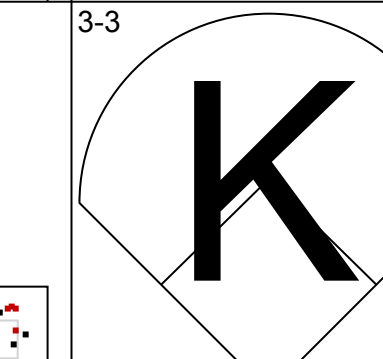

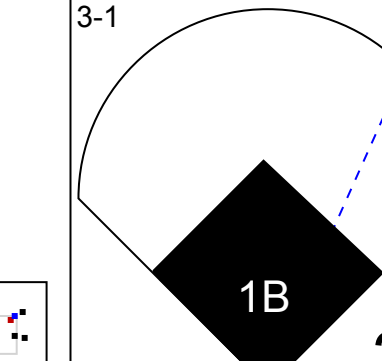
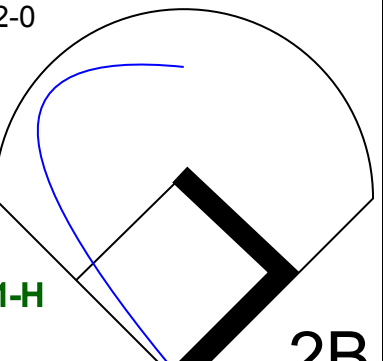

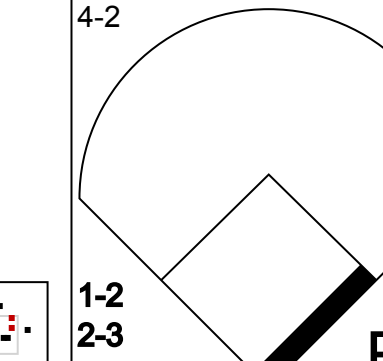

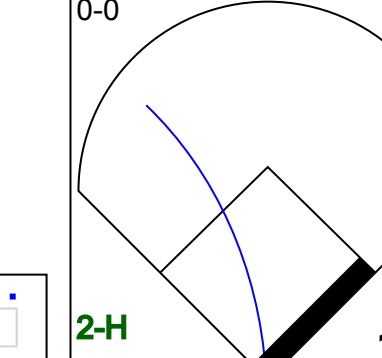
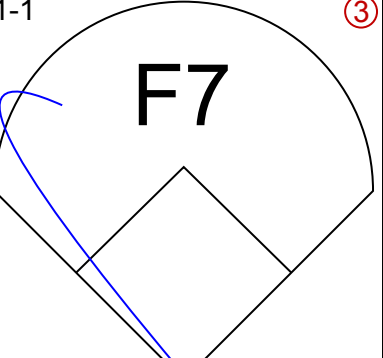

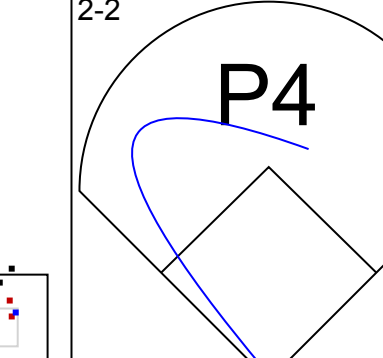

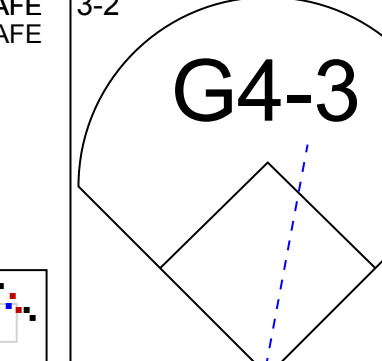
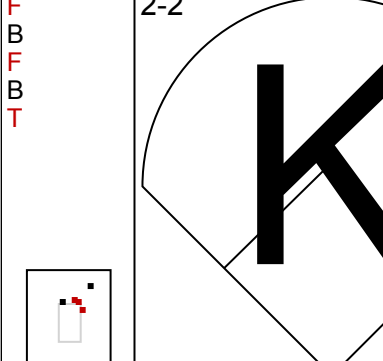
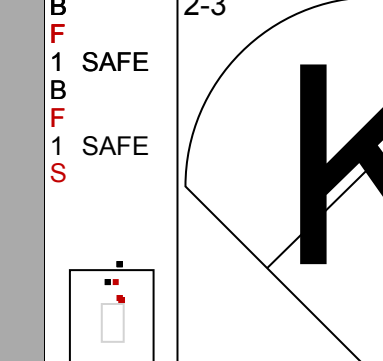

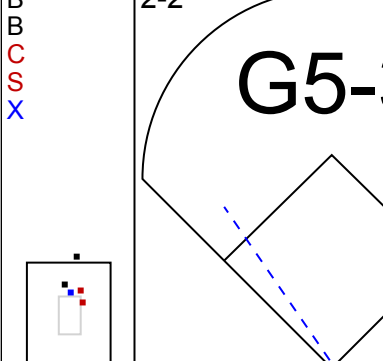

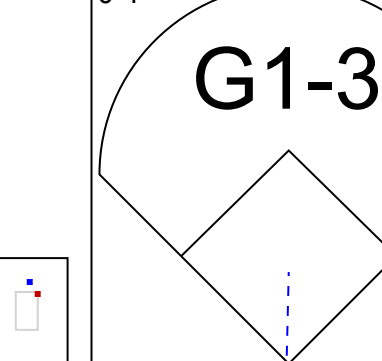
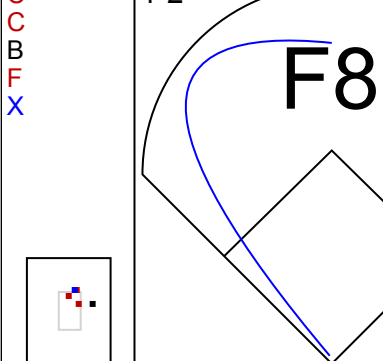

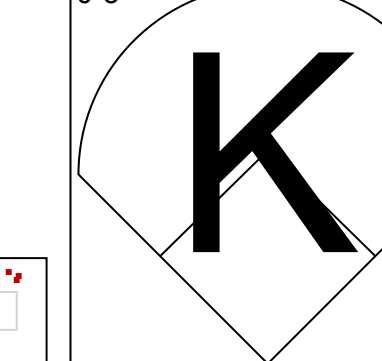
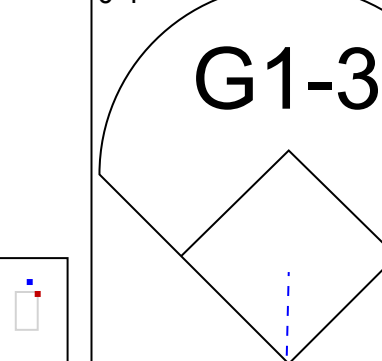
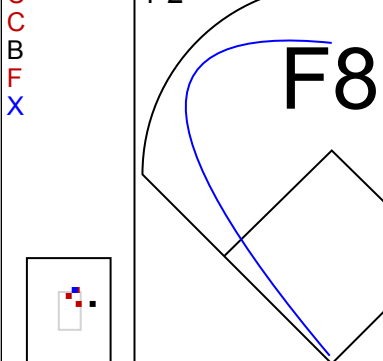
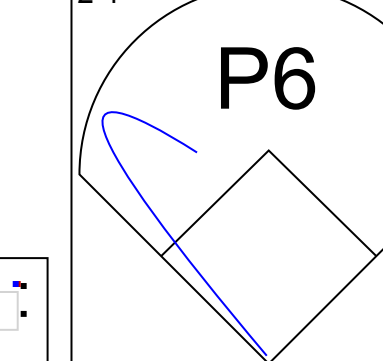


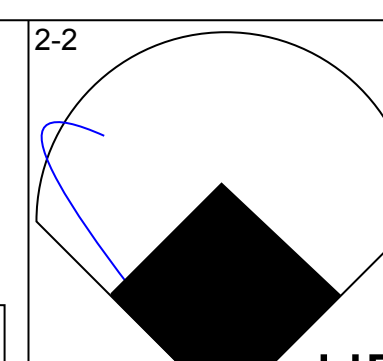
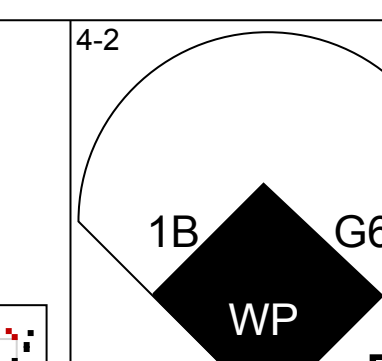
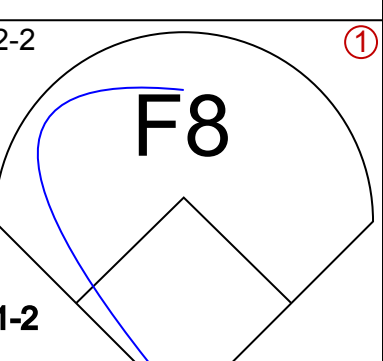
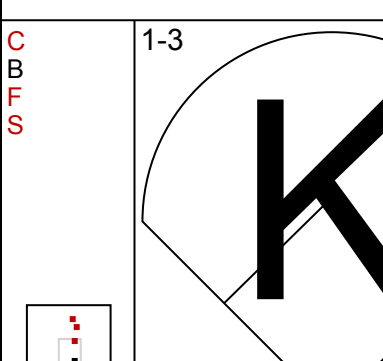
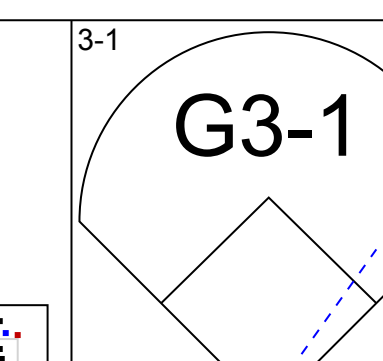
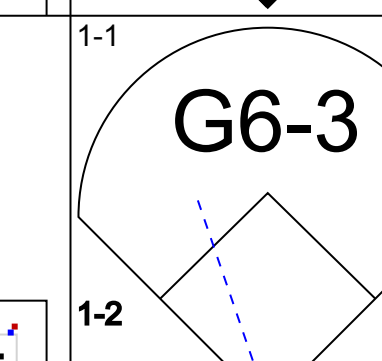
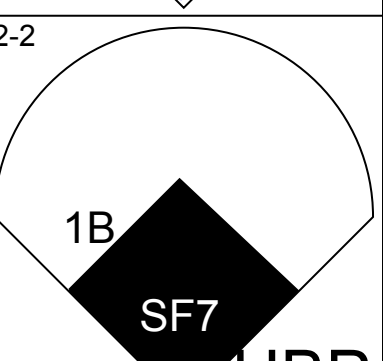
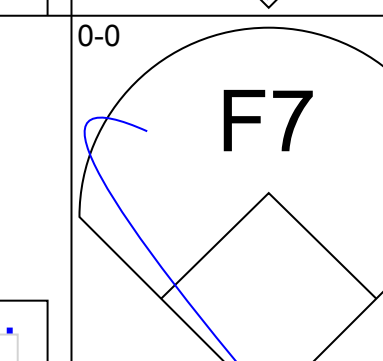
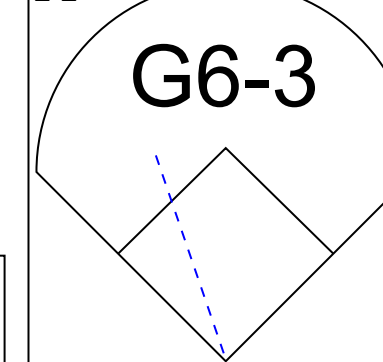
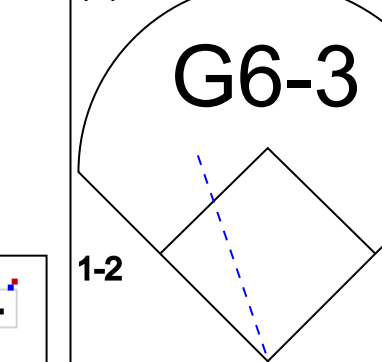
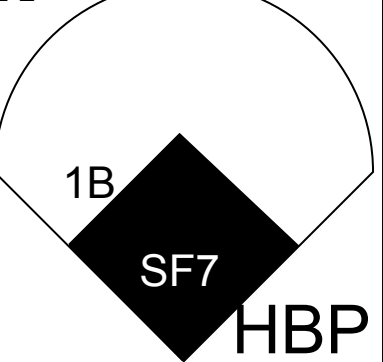


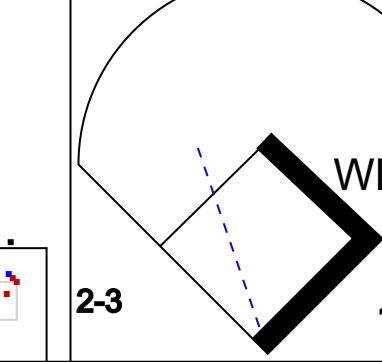
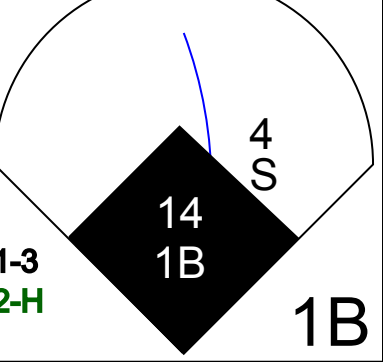

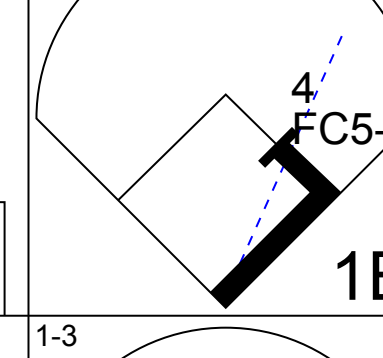
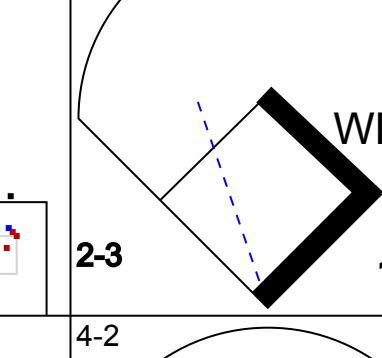
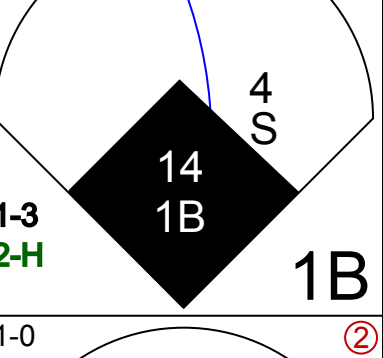
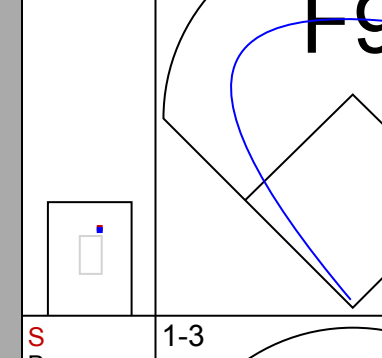
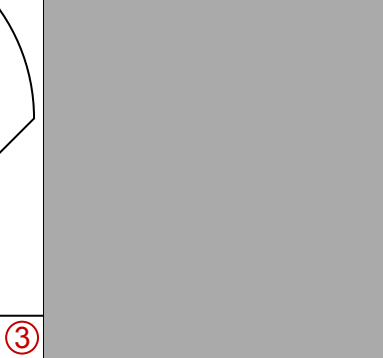
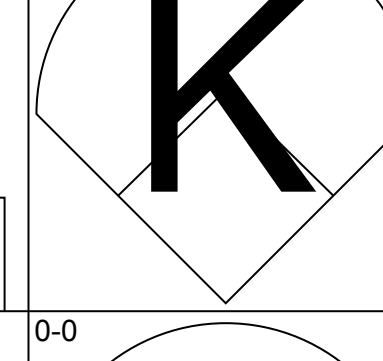
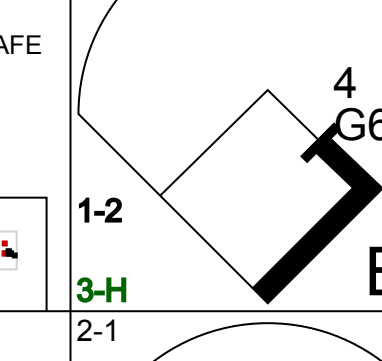
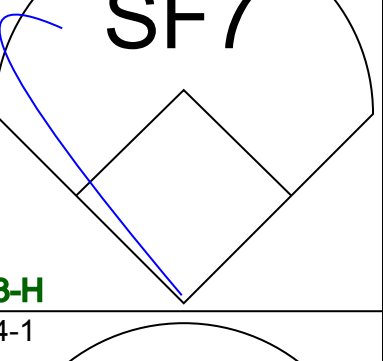
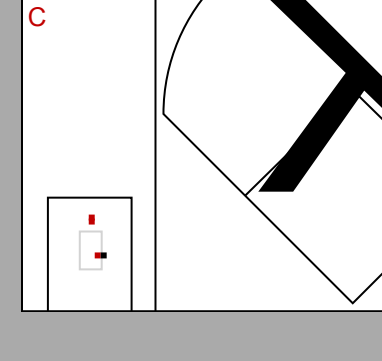
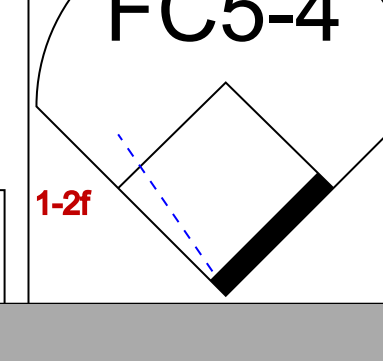
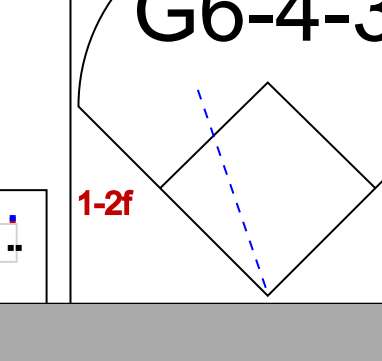
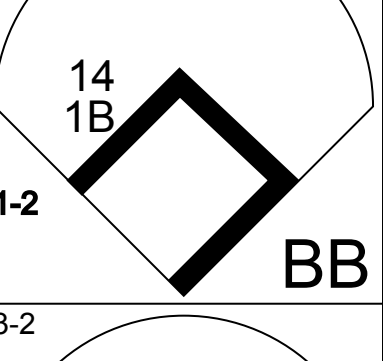
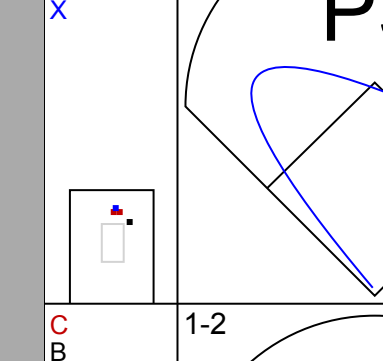
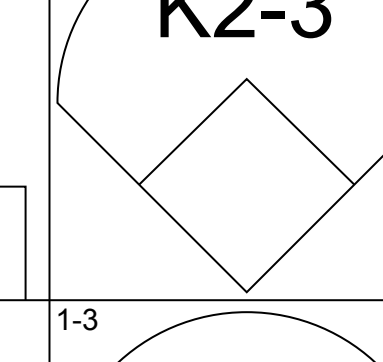
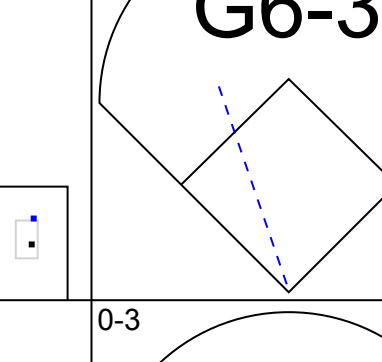
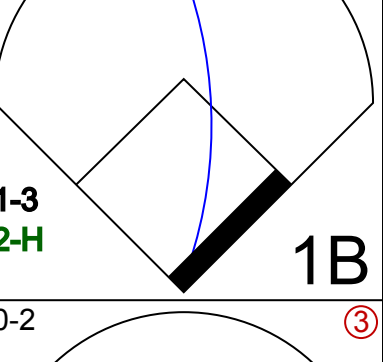
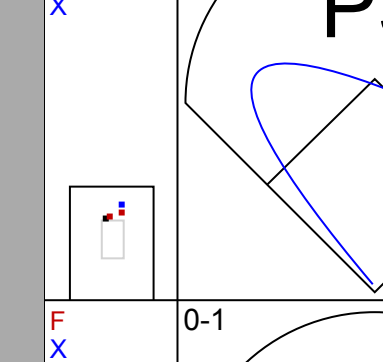


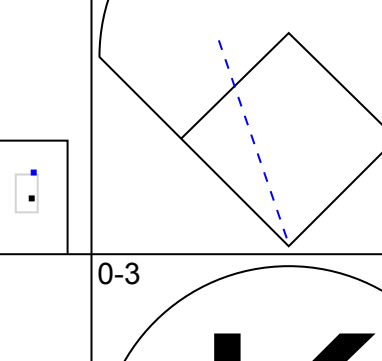
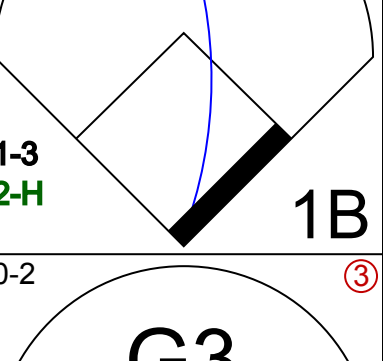
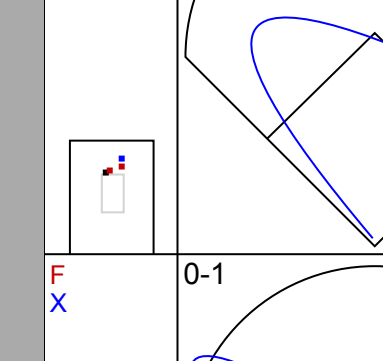
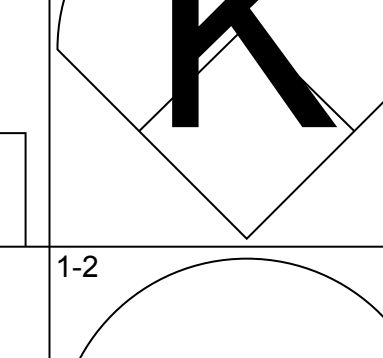
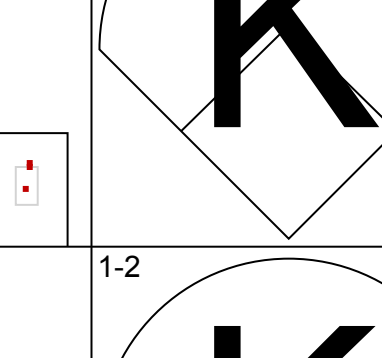
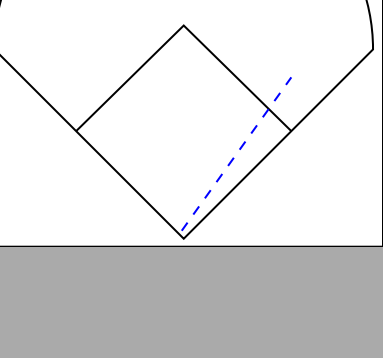
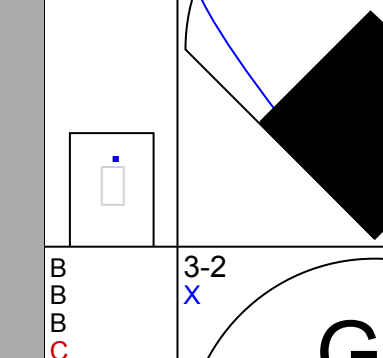
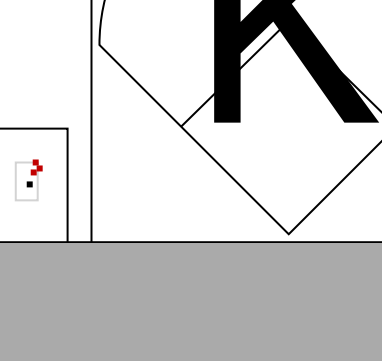
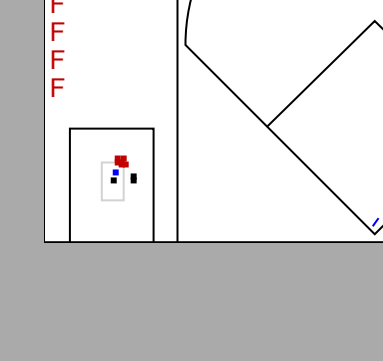
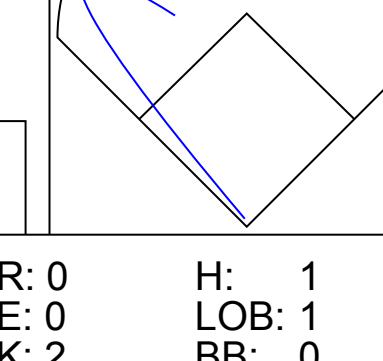
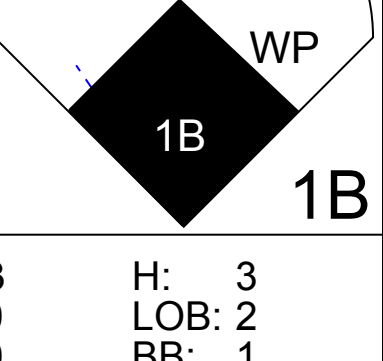
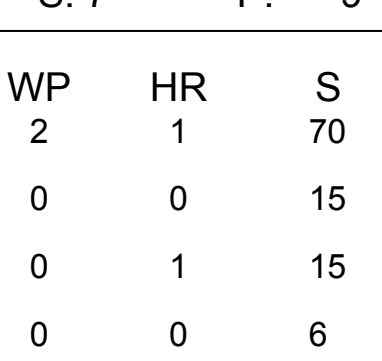

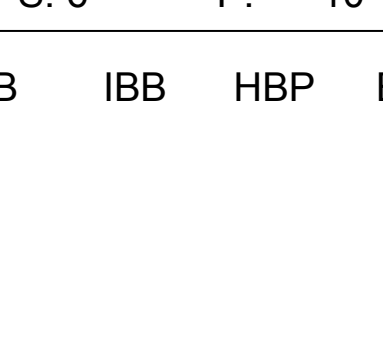
Batter	1	2	3	4	5	6	7	8	9	AB	R	H	RBI	BB	SO	LOB	TOP				
24 Grady Sizemore, L OBP: 0.354, SLG: 0.497	F8		FC4-6 1B	1B			HR 1B	2 BB 48 WP 1B		6	2	5	2	0	0	0	Cleveland Indians @ Kansas City Royals Kauffman Stadium, Kansas City, MO Thu Sep 22 2005, 7:10 PM CDT Att: 10,028 - Partly Cloudy - 81 F				
Coco Crisp, S OBP: 0.352, SLG: 0.475	G4-3		FC4-6 1B 48 HR	G4-3			HR 1B	48 BB 2 BB 1B		4	2	1	2	1	0	2					
2 Johnny Peralta, R OBP: 0.359, SLG: 0.511	K		48 HR 1B			L8		41 BB 1B	48 BB 1B	4	1	2	0	1	1	0					
48 Travis Hafner, L OBP: 0.414, SLG: 0.601		41 BB 1B	HR			K			1B	3	2	1	4	2	2	1					
41 Victor Martinez, S OBP: 0.373, SLG: 0.465		1B	K			P6		G4-6-3 BB	F9	4	0	1	0	1	1	3					
Ronnie Belliard, R OBP: 0.319, SLG: 0.439		L8				K	G4-6-3		G6-3	5	0	1	1	0	1	2					
Ben Broussard, L OBP: 0.306, SLG: 0.459	F7			G6-3		K		K	SF8 3B	5	1	1	0	0	2	2					
Aaron Boone, R OBP: 0.306, SLG: 0.395	P5			24 BB 1B		1B		HBP 1B	SF8	4	1	3	1	0	0	2					
Casey Blake, R OBP: 0.313, SLG: 0.445	K			L9		K		24 BB HBP	24 BB	3	2	0	0	1	2	4					
Inning Stats	R: 0 E: 0 K: 1 S: 8	H: 0 LOB: 0 BB: 0 P: 13	R: 1 E: 0 K: 1 S: 11	H: 2 LOB: 2 BB: 1 P: 19	R: 3 E: 1 K: 1 S: 14	H: 3 LOB: 0 BB: 0 P: 21	R: 1 E: 0 K: 0 S: 12	H: 2 LOB: 1 BB: 0 P: 20	R: 0 E: 0 K: 3 S: 6	H: 1 LOB: 1 BB: 0 P: 17	R: 2 E: 0 K: 1 S: 13	H: 3 LOB: 1 BB: 1 P: 28	R: 2 E: 0 K: 1 S: 21	H: 2 LOB: 3 BB: 3 P: 38	R: 2 E: 0 K: 0 S: 11	H: 2 LOB: 1 BB: 1 P: 17	1B: 10 2B: 2 3B: 1 HR: 2	SF: 1 SAC: 0 DP: 1 HBP: 1	WP: 1 PB: 0 SB: 0 CS: 0	PA: 46	
PITCHER	IP	WLS	BF	H	R	ER	SO	BB	IBB	HBP	BLK	WP	HR	S	P	ERA	WHIP				
Runelvys Hernandez, R ERA: 5.4	4.0	20	7	1	5	5	3	1	0	0	0	0	1	45	73	11.25	2.000				
Chris Damania, R ERA: 4.26	2.0	7	1	0	0	4	0	0	0	0	0	0	0	17	28	0.00	0.500				
Andrew Sisco, L ERA: 2.85	0.1	L	5	3	2	2	1	1	0	0	0	0	1	11	25	54.00	12.000				
Ambiorix Burgos, R ERA: 3.88	1.1	7	2	2	2	2	1	2	0	1	0	1	0	18	32	13.50	3.000				
46 Juan Carlos Oviedo, R ERA: 5.1	1.1	7	2	2	2	2	0	2	0	0	0	0	0	16	26	13.50	3.000				

Batter	1	2	3	4	5	6	7	8	9	AB	R	H	RBI	BB	SO	LOB	BOTTOM					
Chip Ambres, R OBP: 0.326, SLG: 0.375	BB 1B G6-4-3		F8	K		F8			DI 1B	4	1	1	0	0	1	1	Cleveland Indians @ Kansas City Royals Kauffman Stadium, Kansas City, MO Thu Sep 22 2005, 7:10 PM CDT Att: 10,028 - Partly Cloudy - 81 F					
Denny Hocking, S OBP: 0.406, SLG: 0.315										1	0	1	0	0	0	0						
Terrence Long, L OBP: 0.323, SLG: 0.381	BB 1B G6-4-3				F8	G4-3			L9	5	0	2	0	0	0	2						
Emil Brown, R OBP: 0.348, SLG: 0.457	BB 1B G6-4-3		K			4 BB 1B			K	3	0	0	0	2	2	2						
Matt Stairs, L OBP: 0.376, SLG: 0.457	G6-4-3			14 BB 24 HR 1B	F8				F7	5	1	1	0	0	0	4						
4 Angel Berroa, R OBP: 0.308, SLG: 0.377	G4-3			14 BB 24 HR 1B					1B	4	1	3	0	0	0	1						
14 John Buck, R OBP: 0.281, SLG: 0.376		K		24 HR 1B	L8				G6-3	4	1	1	0	0	1	3						
26 Justin Huber, R OBP: 0.290, SLG: 0.293	G5-3					24 BB 13 SF7 2B			K	4	1	1	0	0	2	3						
24 Mark Teahen, L OBP: 0.308, SLG: 0.365	G4-3					F8 13 SF7 1B			F7	4	1	2	4	0	0	0						
13 Andrés Blanco, S OBP: 0.180, SLG: 0.229			L7		G5-3				G1-3	3	0	0	1	0	0	0						
Inning Stats	R: 1 E: 0 K: 0 S: 8	H: 2 LOB: 1 BB: 1 P: 14	R: 0 E: 0 K: 1 S: 9	H: 0 LOB: 0 BB: 0 P: 11	R: 0 E: 0 K: 1 S: 8	H: 1 LOB: 0 BB: 0 P: 10	R: 4 E: 0 K: 2 S: 16	H: 4 LOB: 0 BB: 0 P: 22	R: 0 E: 0 K: 0 S: 12	H: 1 LOB: 2 BB: 1 P: 21	R: 1 E: 0 K: 0 S: 7	H: 2 LOB: 1 BB: 0 P: 10	R: 0 E: 0 K: 1 S: 14	H: 1 LOB: 1 BB: 0 P: 18	R: 0 E: 0 K: 1 S: 8	H: 0 LOB: 0 BB: 0 P: 10	R: 0 E: 0 K: 1 S: 8	H: 1 LOB: 0 BB: 0 P: 9	1B: 10 2B: 1 3B: 0 HR: 1	SF: 1 SAC: 0 DP: 1 HBP: 0	WP: 0 PB: 0 SB: 0 CS: 0	PA: 40
PITCHER	IP	WLS	BF	H	R	ER	SO	BB	IBB	HBP	BLK	WP	HR	S	P	ERA	WHIP					
31 Cliff Lee, L ERA: 3.9	6.2	31	6	6	6	4	4	2	0	0	0	0	0	66	95	8.10	1.800					
63 Rafael Betancourt, R ERA: 2.97	2.1	S	9	2	0	0	2	0	0	0	0	0	0	24	30	0.00	0.857					

AB	38
R	11
H	15
RBI	10
BB	6
SO	9
LOB	16



Batter	1	2	3	4	5	6	7	8	9	AB	R	H	RBI	BB	SO	LOB	TOP			
24 Grady Sizemore, L OBP: 0.353, SLG: 0.493										4	2	0	0	0	3	0	Cleveland Indians @ Kansas City Royals Kauffman Stadium, Kansas City, MO Fri Sep 23 2005, 7:10 PM CDT Att: 12,519 - Cloudy - 68 F			
Coco Crisp, S OBP: 0.352, SLG: 0.474										5	0	2	0	0	2	1				
2 Jhonny Peralta, R OBP: 0.361, SLG: 0.511										4	2	2	2	1	0	1				
48 Travis Hafner, L OBP: 0.414, SLG: 0.604										4	1	1	2	1	3	4				
41 Victor Martinez, S OBP: 0.375, SLG: 0.469										4	2	2	1	1	0	1				
Ronnie Belliard, R OBP: 0.320, SLG: 0.439										5	0	2	1	0	1	5				
José Hernández, R OBP: 0.273, SLG: 0.345									4	0	1	1	0	2	2					
Ben Broussard, L OBP: 0.305, SLG: 0.459									0	0	0	0	0	0	0					
Aaron Boone, R OBP: 0.304, SLG: 0.391									4	0	0	0	0	0	2					
Casey Blake, R OBP: 0.310, SLG: 0.441									4	0	0	0	0	1	0					
Inning Stats	R: 0 E: 0 K: 2 S: 9	H: 0 LOB: 0 BB: 0 P: 16	R: 1 E: 0 K: 1 S: 10	H: 1 LOB: 1 BB: 1 P: 20	R: 4 E: 0 K: 1 S: 17	H: 4 LOB: 1 BB: 0 P: 27	R: 0 E: 0 K: 1 S: 10	H: 0 LOB: 0 BB: 0 P: 14	R: 1 E: 0 K: 2 S: 13	H: 1 LOB: 1 BB: 1 P: 22	R: 0 E: 0 K: 2 S: 14	H: 1 LOB: 1 BB: 0 P: 19	R: 0 E: 0 K: 1 S: 12	H: 1 LOB: 1 BB: 0 P: 19	R: 1 E: 2 K: 1 S: 18	H: 2 LOB: 3 BB: 1 P: 33	1B: 7 2B: 2 3B: 0 HR: 1	SF: 0 SAC: 0 DP: 0 HBP: 1	WP: 1 PB: 0 CS: 1	PA: 42
PITCHER	IP	WLS	BF	H	R	ER	SO	BB	IBB	HBP	BLK	WP	HR	S	P	ERA	WHIP			
Jose Lima, R ERA: 7.11	2.2		15	5	5	5	4	1	0	1	0	1	1	33	57	16.88	2.250			
Shawn Camp, R ERA: 6.29	3.1		12	1	1	1	4	1	0	0	0	0	0	36	57	2.70	0.600			
Jeremy Affeldt, L ERA: 5.8	2.0		8	2	0	0	3	0	0	0	0	0	0	26	38	0.00	1.000			
Mike MacDougal, R ERA: 3.34	1.0	L	7	2	1	0	1	1	0	0	0	0	0	18	33	0.00	3.000			

Batter	1	2	3	4	5	6	7	8	9	AB	R	H	RBI	BB	SO	LOB	BOTTOM					
Chip Ambres, R OBP: 0.331, SLG: 0.397										3	2	1	1	1	1	1	Cleveland Indians @ Kansas City Royals Kauffman Stadium, Kansas City, MO Fri Sep 23 2005, 7:10 PM CDT Att: 12,519 - Cloudy - 68 F					
Aaron Guiel, L OBP: 0.356, SLG: 0.468										1	0	0	0	0	0							
Matt Diaz, R OBP: 0.314, SLG: 0.375										2	1	0	0	0	0	1						
Terrence Long, L OBP: 0.321, SLG: 0.379										2	0	0	0	0	0	0						
Emil Brown, R OBP: 0.351, SLG: 0.459										4	1	3	1	0	0	0						
Matt Stairs, L OBP: 0.375, SLG: 0.454										2	0	0	1	1	2	1						
4 Angel Berroa, R OBP: 0.307, SLG: 0.375										3	0	0	0	1	0	3						
14 John Buck, R OBP: 0.280, SLG: 0.375										4	0	1	1	0	1	0						
24 Mark Teahen, L OBP: 0.307, SLG: 0.371										4	1	1	1	0	2	2						
26 Justin Huber, R OBP: 0.288, SLG: 0.290										4	0	1	0	0	2	0						
Joe McEwing, R OBP: 0.253, SLG: 0.289										0	0	0	0	0	0	0						
13 Andrés Blanco, S OBP: 0.189, SLG: 0.235										3	1	1	0	0	0	1						
Denny Hocking, S OBP: 0.400, SLG: 0.309										1	0	0	0	0	1	0						
Inning Stats	R: 1 E: 0 K: 1 S: 15	H: 2 LOB: 1 BB: 0 P: 22	R: 0 E: 0 K: 2 S: 14	H: 1 LOB: 1 BB: 0 P: 16	R: 1 E: 0 K: 0 S: 12	H: 1 LOB: 1 BB: 2 P: 24	R: 0 E: 0 K: 2 S: 7	H: 0 LOB: 0 BB: 0 P: 9	R: 3 E: 0 K: 0 S: 22	H: 3 LOB: 2 BB: 1 P: 35	R: 0 E: 0 K: 2 S: 7	H: 0 LOB: 0 BB: 0 P: 9	R: 0 E: 0 K: 1 S: 8	H: 0 LOB: 0 BB: 0 P: 10	R: 1 E: 0 K: 0 S: 15	H: 1 LOB: 0 BB: 0 P: 20	R: 0 E: 0 K: 1 S: 6	H: 0 LOB: 0 BB: 0 P: 10	1B: 6 2B: 0 3B: 0 HR: 2	SF: 1 SAC: 0 DP: 1 HBP: 1	WP: 2 PB: 0 CS: 0	PA: 38
PITCHER	IP	WLS	BF	H	R	ER	SO	BB	IBB	HBP	BLK	WP	HR	S	P	ERA	WHIP					
CC Sabathia, L ERA: 4.2	5.0		25	7	5	5	5	3	0	1	0	0	0	15	19	0.00	0.000					
Fernando Cabrera, R ERA: 1.16	2.0	H	6	0	0	0	3	0	0	0	0	0	0	15	20	9.00	1.000					
Bob Howry, R ERA: 2.53	1.0	W	4	1	1	1	0	0	0	0	0	0	1	15	20	9.00	1.000					
Bob Wickman, R ERA: 2.55	1.0	S	3	0	0	0	1	0	0	0	0	0	0	6	10	0.00	0.000					

AB	38
R	7
H	10
RBI	7
BB	3
SO	12
LOB	16

AB	33
R	6
H	8
RBI	5
BB	3
SO	9
LOB	9



Batter	1	2	3	4	5	6	7	8	9	AB	R	H	RBI	BB	SO	LOB	TOP					
24 Grady Sizemore, L OBP: 0.354, SLG: 0.500																						
Coco Crisp, S OBP: 0.354, SLG: 0.479																						
2 Johnny Peralta, R OBP: 0.364, SLG: 0.520																						
48 Travis Hafner, L OBP: 0.413, SLG: 0.601																						
41 Victor Martinez, S OBP: 0.378, SLG: 0.472																						
Josh Bard, S OBP: 0.266, SLG: 0.277																						
Ronnie Belliard, R OBP: 0.321, SLG: 0.443																						
Ramón Vázquez, L OBP: 0.256, SLG: 0.271																						
Ben Broussard, L OBP: 0.308, SLG: 0.468																						
Aaron Boone, R OBP: 0.301, SLG: 0.388																						
Casey Blake, R OBP: 0.311, SLG: 0.442																						
Ben Broussard, L OBP: 0.308, SLG: 0.468																						
Aaron Boone, R OBP: 0.301, SLG: 0.388																						
Casey Blake, R OBP: 0.311, SLG: 0.442																						
Inning Stats	R: 2 E: 0 K: 1 S: 11	H: 2 LOB: 2 BB: 2 P: 26	R: 0 E: 0 K: 1 S: 9	H: 0 LOB: 1 BB: 1 P: 16	R: 0 E: 0 K: 0 S: 4	H: 1 LOB: 0 BB: 0 P: 8	R: 1 E: 0 K: 1 S: 8	H: 1 LOB: 0 BB: 0 P: 12	R: 0 E: 0 K: 0 S: 10	H: 2 LOB: 3 BB: 1 P: 18	R: 2 E: 0 K: 0 S: 18	H: 3 LOB: 2 BB: 1 P: 28	R: 1 E: 0 K: 1 S: 8	H: 2 LOB: 0 BB: 0 P: 13	R: 5 E: 0 K: 0 S: 19	H: 4 LOB: 1 BB: 2 P: 39	R: 0 E: 0 K: 0 S: 8	H: 1 LOB: 1 BB: 0 P: 13	1B: 5 2B: 7 3B: 0 HR: 4	SF: 1 SAC: 1 DP: 1 HBP: 0	WP: 2 PB: 0 SB: 0 CS: 0	PA: 48
PITCHER	IP	WLS	BF	H	R	ER	SO	BB	IBB	HBP	BLK	WP	HR	S	P	ERA	WHIP					
Mike Wood, R ERA: 4.14	(1, 1)	6.0	L	31	9	5	3	5	0	0	0	2	3	60	108	7.50	2.333					
Chris Denaria, R ERA: 10.57	(7, 1)	1.1		10	5	6	1	2	0	0	0	0	1	19	37	40.50	5.250					
46 Juan Carlos Oviedo, R ERA: 7.84	(8, 1)	1.2		7	2	0	0	0	0	0	0	0	0	16	28	0.00	1.200					

Cleveland Indians @ Kansas City Royals
Kauffman Stadium, Kansas City, MO

AB 39
R 11
H 16
RBI 11
BB 7
SO 4
LOB 21



Sat Sep 24 2005, 6:10 PM CDT
Att: 17,358 - Partly Cloudy - 82 F

Batter	1	2	3	4	5	6	7	8	9	AB	R	H	RBI	BB	SO	LOB	BOTTOM					
Aaron Guiel, L OBP: 0.367, SLG: 0.506																						
Chip Ambres, R OBP: 0.333, SLG: 0.394																						
Terrence Long, L OBP: 0.321, SLG: 0.378																						
Matt Diaz, R OBP: 0.318, SLG: 0.378																						
Emil Brown, R OBP: 0.350, SLG: 0.456																						
Matt Stairs, L OBP: 0.374, SLG: 0.451																						
24 Mark Teahen, L OBP: 0.309, SLG: 0.371																						
4 Angel Berroa, R OBP: 0.308, SLG: 0.375																						
Donnie Murphy, R OBP: 0.263, SLG: 0.286																						
14 John Buck, R OBP: 0.283, SLG: 0.379																						
26 Justin Huber, R OBP: 0.300, SLG: 0.292																						
13 Andrés Blanco, S OBP: 0.175, SLG: 0.218																						
Inning Stats	R: 1 E: 0 K: 0 S: 13	H: 2 LOB: 1 BB: 0 P: 19	R: 0 E: 0 K: 0 S: 7	H: 2 LOB: 2 BB: 0 P: 12	R: 0 E: 0 K: 1 S: 9	H: 1 LOB: 1 BB: 0 P: 14	R: 0 E: 0 K: 1 S: 9	H: 1 LOB: 1 BB: 0 P: 13	R: 0 E: 0 K: 0 S: 5	H: 0 LOB: 0 BB: 1 P: 10	R: 0 E: 0 K: 1 S: 6	H: 1 LOB: 0 BB: 0 P: 8	R: 0 E: 0 K: 0 S: 4	H: 0 LOB: 0 BB: 0 P: 4	R: 3 E: 0 K: 0 S: 16	H: 2 LOB: 3 BB: 5 P: 36	R: 0 E: 0 K: 1 S: 9	H: 0 LOB: 0 BB: 0 P: 15	1B: 7 2B: 1 3B: 0 HR: 1	SF: 0 SAC: 0 DP: 3 HBP: 0	WP: 0 PB: 0 SB: 1 CS: 0	PA: 39
PITCHER	IP	WLS	BF	H	R	ER	SO	BB	IBB	HBP	BLK	WP	HR	S	P	ERA	WHIP					
Kevin Millwood, R ERA: 2.92	(1, 1)	6.0	W	24	7	1	3	1	0	0	0	0	1	49	76	1.50	1.333					
63 Rafael Betancourt, R ERA: 2.92	(7, 1)	1.0		3	0	0	0	0	0	0	0	0	0	4	4	0.00	0.000					
Scott Sauerbeck, L ERA: 4.04	(8, 1)	0.2		6	1	3	0	4	0	0	0	0	0	10	26	40.50	7.500					
David Riske, R ERA: 3.26	(8, 1)	1.1		6	1	0	0	1	0	0	0	0	0	15	25	0.00	1.500					

Cleveland Indians @ Kansas City Royals
Kauffman Stadium, Kansas City, MO

AB 33
R 4
H 9
RBI 4
BB 6
SO 4
LOB 20



Sat Sep 24 2005, 6:10 PM CDT
Att: 17,358 - Partly Cloudy - 82 F

Batter	1	2	3	4	5	6	7	8	9	AB	R	H	RBI	BB	SO	LOB	TOP				
24 Grady Sizemore, L (1, 8) OBP: 0.355, SLG: 0.498	0-1 41 HR 2E 1B	2-3 K			1-2 F7			1-0 F7	2-1 HBP	4	1	1	0	0	1	0					
Coco Crisp, S (1, 7) OBP: 0.351, SLG: 0.475	0-3 K		2-1 G3		0-1 G3-1			2-2 G4-3	2-3 K	5	0	0	0	0	2	3					
2 Jhonny Peralla, R (1, 6) OBP: 0.365, SLG: 0.524	0-0 41 HR 1-2		0-1 F8			2-2 1B		1-2 3B		4	1	2	0	0	0	1					
48 Travis Hafner, L (1, 10) OBP: 0.412, SLG: 0.597	0-3 K		0-2 L6			2-2 F9		4-1 BB		3	0	0	0	1	1	3					
41 Victor Martinez, S (1, 2) OBP: 0.379, SLG: 0.478	0-0 1-H 2-H HR			1-0 G6-4-3 1B		1-1 P2		1-0 F8		4	1	2	3	0	0	3					
Ronnie Belliard, R (1, 4) OBP: 0.322, SLG: 0.442	4-2 FC6 BB		0-0 G6-4-3 1-2			2-2 F9			1-1 SH3-4 1B G4-3 1B	3	1	1	0	1	0	2					
Ben Broussard, L (1, 3) SAFE	1-0 FC6 1-2		1-2 2B				1-2 G4-3		0-0 G4-3 SH3-4 1B 1-2 2-3 1B	4	0	2	0	0	0	1					
Aaron Boone, R (1, 5) OBP: 0.300, SLG: 0.386		2-3 K		2-2 L5			1-3 K		2-1 SH3-4	3	0	0	0	0	2	1					
Casey Blake, R (1, 9) OBP: 0.309, SLG: 0.439		1-2 P6					1-3 K		2-2 G4-3 2-3 3-H	4	0	0	1	0	1	1					
Inning Stats	R: 3 E: 1 K: 2 S: 17	H: 2 LOB: 1 BB: 1 P: 22	R: 0 E: 0 K: 2 S: 10	H: 0 LOB: 0 BB: 0 P: 15	R: 0 E: 0 K: 0 S: 7	H: 0 LOB: 0 BB: 0 P: 9	R: 0 E: 0 K: 0 S: 9	H: 2 LOB: 1 BB: 0 P: 13	R: 0 E: 0 K: 1 S: 11	H: 1 LOB: 1 BB: 0 P: 18	R: 0 E: 0 K: 1 S: 12	H: 0 LOB: 0 BB: 0 P: 16	R: 0 E: 0 K: 0 S: 9	H: 1 LOB: 2 BB: 1 P: 18	R: 1 E: 0 K: 1 S: 12	H: 2 LOB: 2 BB: 0 P: 21	1B: 5 2B: 1 3B: 1 HR: 1	SF: 0 SAC: 1 DP: 1 HBP: 1	WP: 0 PB: 0 SB: 0 CS: 0	PA: 38	
PITCHER	IP	WLS	BF	H	R	ER	SO	BB	IBB	HBP	BLK	WP	HR	S	P	ERA	WHIP				
23 Zack Greinke, R (1, 1) ERA: 5.58	7.0		27	5	3	0	6	1	0	0	0	0	1	75	104	0.00	0.857				
Ambiorix Burgos, R (8, 1) ERA: 3.82	1.0	H	5	1	0	0	0	1	0	0	0	0	0	9	18	0.00	2.000				
Mike MacDougal, R (9, 1) ERA: 3.42	1.0	W	6	2	1	1	1	0	0	1	0	0	0	12	21	9.00	2.000				

Cleveland Indians @ Kansas City Royals
Kauffman Stadium, Kansas City, MO
Sun Sep 25 2005, 1:10 PM CDT
Att: 11,453 - Partly Cloudy - 84 F

AB	34
R	4
H	8
RBI	4
BB	2
SO	7
LOB	15



Batter	1	2	3	4	5	6	7	8	9	AB	R	H	RBI	BB	SO	LOB	BOTTOM					
Aaron Guiel, L (1, 8) OBP: 0.362, SLG: 0.494	2-2 F9		0-3 K			0-0 G4-6-3 1-2 2-3		1 SAFE 0-0 FC6-2 1-3 FC3-2 1B		4	0	1	0	0	1	3						
Terrence Long, L (1, 7) OBP: 0.321, SLG: 0.378	1-2 P6			1-3 K		1-0 HR 3-H 1B		4-0 FC3-2 FC6-2 IBB		3	0	1	1	0	1	0						
Chip Ambres, R (6, FR) OBP: 0.338, SLG: 0.394	(7, 7)							0-1 FC6-2 FC3-2		0	1	0	0	1	0	0						
Emil Brown, R (1, 9) OBP: 0.349, SLG: 0.461	1-3 K		0-0 F8			1-1 HR 1-H HR		0-1 FC6-2 FC3-2		4	1	1	2	0	1	3						
Matt Stairs, L (1, 10) OBP: 0.371, SLG: 0.446		1-3 K		0-0 G5-3		2-3 K		3-2 FC3-2		4	0	0	0	0	2	4						
24 Mark Teahen, L (1, 5) OBP: 0.308, SLG: 0.372		2-0 L4						1-2 2-3 3-H FC3-2		4	1	1	0	0	0	3						
4 Angel Berroa, R (1, 6) OBP: 0.308, SLG: 0.375		0-1 P2						0-2 F9		4	1	1	0	0	0	3						
26 Justin Huber, R (1, 3) OBP: 0.288, SLG: 0.279			0-3 K					2-0 G5-3		3	0	0	0	0	2	0						
Joe McEwing, R (9, 3) OBP: 0.283, SLG: 0.289									1-2 SH1 2B 1B	0	0	0	0	0	0	0						
Paul Phillips, R (1, 2) OBP: 0.268, SLG: 0.411			3-2 1B					1-2 2-3 3-H G4-3		4	1	3	1	0	0	0						
13 Andrés Blanco, S (1, 4) OBP: 0.183, SLG: 0.224			0-2 P5					1-1 E6 G4-6-3 1B 1B		3	0	1	0	0	0	2						
Inning Stats	R: 0 E: 0 K: 1 S: 10	H: 0 LOB: 0 BB: 0 P: 14	R: 0 E: 0 K: 1 S: 6	H: 0 LOB: 0 BB: 0 P: 9	R: 0 E: 0 K: 2 S: 13	H: 1 LOB: 1 BB: 0 P: 16	R: 0 E: 0 K: 1 S: 5	H: 0 LOB: 0 BB: 0 P: 6	R: 0 E: 0 K: 2 S: 7	H: 0 LOB: 0 BB: 0 P: 7	R: 3 E: 1 K: 1 S: 10	H: 3 LOB: 1 BB: 0 P: 15	R: 1 E: 0 K: 0 S: 9	H: 1 LOB: 0 BB: 0 P: 14	R: 0 E: 0 K: 0 S: 11	H: 2 LOB: 3 BB: 1 P: 20	R: 1 E: 0 K: 0 S: 4	H: 2 LOB: 1 BB: 0 P: 5	1B: 6 2B: 2 3B: 0 HR: 1	SF: 0 SAC: 2 DP: 1 HBP: 0	WP: 1 PB: 0 SB: 1 CS: 0	PA: 35
PITCHER	IP	WLS	BF	H	R	ER	SO	BB	IBB	HBP	BLK	WP	HR	S	P	ERA	WHIP					
37 Jake Westbrook, R (1, 1) ERA: 4.46	8.0		32	7	4	1	8	1	1	0	0	0	0	4	5	27.00	6.000					
Bob Howry, R (9, 1) ERA: 2.65	0.1	L	3	2	1	1	0	0	0	0	0	0	0	4	5	27.00	6.000					

Cleveland Indians @ Kansas City Royals
Kauffman Stadium, Kansas City, MO
Sun Sep 25 2005, 1:10 PM CDT
Att: 11,453 - Partly Cloudy - 84 F

AB	32
R	5
H	9
RBI	4
BB	1
SO	8
LOB	15



Batter	1	2	3	4	5	6	7	8	9	AB	R	H	RBI	BB	SO	LOB	TOP					
Julio Lugo, R OBP: 0.361, SLG: 0.406 (1, 6)										4	2	3	3	1	1	0	Tampa Bay Devil Rays @ Cleveland Indians Jacobs Field, Cleveland, OH Tue Sep 27 2005, 7:05 PM EDT Att: 23,795 - Clear - 64 F					
13 Carl Crawford, L OBP: 0.331, SLG: 0.469 (1, 7)										5	0	1	0	0	1	3						
3 Jorge Cantu, R OBP: 0.313, SLG: 0.503 Nick Green, R OBP: 0.331, SLG: 0.349 (1, 4) (9, 4)										4	0	1	1	0	1	3						
Aubrey Huff, L OBP: 0.322, SLG: 0.430 Damon Hollins, R OBP: 0.297, SLG: 0.418 (1, 9) (9, 9)										3	0	1	0	1	0	2						
31 Jonny Gomes, R OBP: 0.381, SLG: 0.548 (1, 10)										4	0	0	0	0	0	4						
Travis Lee, L OBP: 0.331, SLG: 0.430 (1, 3)										4	0	1	0	0	0	2						
Alex Gonzalez, R OBP: 0.320, SLG: 0.410 (1, 5)										4	2	2	1	0	0	0						
Toby Hall, R OBP: 0.315, SLG: 0.368 (1, 2)										4	1	2	0	0	1	1						
Joey Gathright, L OBP: 0.314, SLG: 0.342 (1, 8)										3	0	0	0	0	0	2						
Inning Stats	R: 1 E: 0 K: 0 S: 14	H: 3 LOB: 2 BB: 0 P: 23	R: 0 E: 2 K: 0 S: 16	H: 0 LOB: 3 BB: 1 P: 23	R: 0 E: 0 K: 0 S: 7	H: 1 LOB: 0 BB: 0 P: 12	R: 3 E: 0 K: 1 S: 12	H: 3 LOB: 0 BB: 0 P: 19	R: 0 E: 0 K: 0 S: 7	H: 1 LOB: 1 BB: 0 P: 9	R: 1 E: 0 K: 0 S: 12	H: 2 LOB: 1 BB: 0 P: 17	R: 0 E: 0 K: 1 S: 5	H: 0 LOB: 1 BB: 1 P: 9	R: 0 E: 0 K: 1 S: 6	H: 0 LOB: 0 BB: 0 P: 7	R: 0 E: 0 K: 1 S: 8	H: 1 LOB: 0 BB: 0 P: 13	1B: 9 2B: 3 3B: 0 HR: 2	SF: 0 SAC: 1 DP: 2 HBP: 0	WP: 0 PB: 0 CS: 1	PA: 38
PITCHER	IP	WLS	BF	H	R	ER	SO	BB	IBB	HBP	BLK	WP	HR	S	P	ERA	WHIP					
Scott Elarton, R ERA: 4.51 (1, 1)	5.0	L	26	10	5	5	1	1	0	0	0	0	2	59	90	9.00	2.200					
Fernando Cabrera, R ERA: 1.07 (6, 1)	2.0		6	0	0	0	1	1	0	0	0	0	0	14	22	0.00	0.500					
David Risko, R ERA: 3.21 (8, 1)	1.0		3	0	0	0	1	0	0	0	0	0	0	6	7	0.00	0.000					
63 Rafael Betancourt, R ERA: 2.88 (9, 1)	1.0		3	1	0	0	1	0	0	0	0	0	0	8	13	0.00	1.000					


Batter	1	2	3	4	5	6	7	8	9	AB	R	H	RBI	BB	SO	LOB	BOTTOM					
24 Grady Sizemore, L OBP: 0.354, SLG: 0.495 (1, 8)										4	0	0	0	1	1	1	Tampa Bay Devil Rays @ Cleveland Indians Jacobs Field, Cleveland, OH Tue Sep 27 2005, 7:05 PM EDT Att: 23,795 - Clear - 64 F					
Coco Crisp, S OBP: 0.351, SLG: 0.475 (1, 7)										4	1	1	0	1	1	1						
2 Johnny Peralta, R OBP: 0.366, SLG: 0.522 (1, 6)										4	0	1	0	1	2	1						
48 Travis Hafner, L OBP: 0.410, SLG: 0.592 38 Franklin Gutierrez, R (9, PR)										4	1	0	0	1	2	5						
41 Victor Martinez, S OBP: 0.378, SLG: 0.475 (1, 2)										5	0	1	1	0	1	3						
Ronnie Belliard, R OBP: 0.324, SLG: 0.443 (1, 4)										4	1	2	0	1	0	2						
José Hernández, R OBP: 0.274, SLG: 0.342 Ben Broussard, L OBP: 0.311, SLG: 0.473 (1, 3) (6, PH) (9, 3)										2	0	0	0	1	1	2						
Aaron Boone, R OBP: 0.303, SLG: 0.387 (1, 5)										3	0	2	1	1	0	1						
Casey Blake, R OBP: 0.308, SLG: 0.439 (1, 9)										4	0	1	1	0	1	6						
Inning Stats	R: 0 E: 0 K: 1 S: 8	H: 0 LOB: 0 BB: 0 P: 14	R: 0 E: 0 K: 1 S: 15	H: 0 LOB: 3 BB: 3 P: 30	R: 0 E: 0 K: 1 S: 8	H: 1 LOB: 2 BB: 1 P: 17	R: 0 E: 0 K: 0 S: 8	H: 1 LOB: 1 BB: 0 P: 15	R: 0 E: 0 K: 2 S: 12	H: 0 LOB: 0 BB: 0 P: 12	R: 1 E: 0 K: 2 S: 14	H: 2 LOB: 2 BB: 1 P: 22	R: 0 E: 0 K: 0 S: 9	H: 0 LOB: 1 BB: 1 P: 21	R: 2 E: 0 K: 2 S: 19	H: 3 LOB: 1 BB: 0 P: 30	R: 1 E: 0 K: 0 S: 8	H: 2 LOB: 2 BB: 1 P: 16	1B: 6 2B: 3 3B: 0 HR: 0	SF: 0 SAC: 0 DP: 1 HBP: 0	WP: 0 PB: 0 CS: 0	PA: 42
PITCHER	IP	WLS	BF	H	R	ER	SO	BB	IBB	HBP	BLK	WP	HR	S	P	ERA	WHIP					
19 Scott Kazmir, L ERA: 3.77 (7, 1)	1.0		4	0	0	0	0	1	0	0	0	0	0	9	21	0.00	1.000					
Trevor Miller, L ERA: 4.15 (8, 1)	1.0		6	3	2	2	2	0	0	0	0	0	0	19	30	18.00	3.000					
Joe Borowski, R ERA: 3.97 (9, 1)	1.0	S	5	2	1	1	0	1	0	0	0	0	0	8	16	9.00	3.000					

Batter	1	2	3	4	5	6	7	8	9	AB	R	H	RBI	BB	SO	LOB	TOP					
Julio Lugo, R OBP: 0.359, SLG: 0.404 (1, 6)										3	0	1	0	1	2		Tampa Bay Devil Rays @ Cleveland Indians Jacobs Field, Cleveland, OH Wed Sep 28 2005, 7:05 PM EDT Att: 24,356 - Cloudy - 74 F					
Nick Green, R OBP: 0.331, SLG: 0.347 (1, 4)										4	0	1	0	0	1	3						
3 Jorge Cantu, R OBP: 0.311, SLG: 0.500 (1, 10)										4	0	0	0	0	1							
Eduardo Perez, R OBP: 0.375, SLG: 0.510 (9, PH)										2	0	1	0	1	0	0						
Travis Lee, L OBP: 0.330, SLG: 0.429 (9, 3)										1	0	0	0	0	1	0						
Aubrey Huff, L OBP: 0.320, SLG: 0.427 (9, 7)										4	0	0	0	0	0	2						
13 Carl Crawford, L OBP: 0.331, SLG: 0.469 (1, 7)										0	0	0	0	0	0	0						
31 Jonny Gomes, R OBP: 0.380, SLG: 0.547 (8, 2)										3	0	1	0	0	1	1						
Pete Laforest, L OBP: 0.242, SLG: 0.279 (8, 2)										0	0	0	0	0	0	0						
Alex Gonzalez, R OBP: 0.320, SLG: 0.409 (1, 5)										3	0	1	0	0	0	2						
Toby Hall, R OBP: 0.318, SLG: 0.372 (8, FR)										3	0	2	0	0	0	0						
Joey Gathright, L OBP: 0.314, SLG: 0.342 (8, 8)										0	1	0	0	0	0	0						
Damon Hollins, R OBP: 0.295, SLG: 0.416 (8, 7)										2	0	0	0	0	0	2						
Damon Hollins, R OBP: 0.295, SLG: 0.416 (9, 9)																						
Inning Stats	R: 0 E: 0 K: 0 S: 5	H: 1 LOB: 0 BB: 0 P: 10	R: 0 E: 0 K: 0 S: 4	H: 0 LOB: 0 BB: 0 P: 6	R: 0 E: 0 K: 1 S: 13	H: 2 LOB: 2 BB: 0 P: 18	R: 0 E: 0 K: 1 S: 12	H: 1 LOB: 1 BB: 0 P: 20	R: 0 E: 0 K: 0 S: 6	H: 0 LOB: 0 BB: 0 P: 9	R: 0 E: 0 K: 1 S: 6	H: 0 LOB: 0 BB: 0 P: 7	R: 0 E: 0 K: 0 S: 4	H: 1 LOB: 1 BB: 1 P: 9	R: 1 E: 0 K: 0 S: 7	H: 1 LOB: 1 BB: 0 P: 10	R: 0 E: 0 K: 1 S: 7	H: 0 LOB: 0 BB: 0 P: 9	1B: 5 2B: 2 3B: 0 HR: 0	SF: 1 SAC: 1 DP: 2 HBP: 0	WP: 0 PB: 0 CS: 0	PA: 32
PITCHER	IP	WLS	BF	H	R	ER	SO	BB	IBB	HBP	BLK	WP	HR	S	P	ERA	WHIP					
31 Cliff Lee, L ERA: 3.79	(1, 1)	8.0	L	29	6	1	1	3	1	0	0	0	0	57	89	1.12	0.875					
Bob Howry, R ERA: 2.61	(9, 1)	1.0	S	3	0	0	0	1	0	0	0	0	0	7	9	0.00	0.000					

AB	29
R	1
H	6
RBI	1
BB	1
SO	4
LOB	13



Batter	1	2	3	4	5	6	7	8	9	AB	R	H	RBI	BB	SO	LOB	BOTTOM				
24 Grady Sizemore, L OBP: 0.353, SLG: 0.494 (1, 8)										4	0	1	0	0	0	1	Tampa Bay Devil Rays @ Cleveland Indians Jacobs Field, Cleveland, OH Wed Sep 28 2005, 7:05 PM EDT Att: 24,356 - Cloudy - 74 F				
Coco Crisp, S OBP: 0.350, SLG: 0.473 (1, 7)										4	0	1	0	0	0	1					
2 Jhonny Peralla, R OBP: 0.365, SLG: 0.519 (1, 6)										4	0	1	0	0	0	1					
48 Travis Hafner, L OBP: 0.407, SLG: 0.587 (1, 10)										4	0	0	0	0	1	1					
41 Victor Martinez, S OBP: 0.377, SLG: 0.476 (1, 2)										3	0	1	0	0	0	0					
Ronnie Belliard, R OBP: 0.323, SLG: 0.440 (1, 4)										3	0	0	0	0	2	1					
Ben Broussard, L OBP: 0.311, SLG: 0.475 (1, 3)										3	0	1	0	0	1	0					
Aaron Boone, R OBP: 0.301, SLG: 0.385 (1, 5)										3	0	0	0	0	0	1					
Casey Blake, R OBP: 0.307, SLG: 0.437 (1, 9)										3	0	0	0	0	0	1					
Inning Stats	R: 0 E: 0 K: 0 S: 6	H: 0 LOB: 0 BB: 0 P: 7	R: 0 E: 0 K: 0 S: 11	H: 0 LOB: 0 BB: 0 P: 16	R: 0 E: 0 K: 1 S: 11	H: 0 LOB: 0 BB: 0 P: 16	R: 0 E: 0 K: 0 S: 12	H: 1 LOB: 1 BB: 0 P: 19	R: 0 E: 0 K: 0 S: 7	H: 0 LOB: 0 BB: 0 P: 11	R: 0 E: 0 K: 2 S: 14	H: 1 LOB: 1 BB: 0 P: 22	R: 0 E: 0 K: 0 S: 9	H: 1 LOB: 1 BB: 0 P: 12	R: 0 E: 0 K: 0 S: 5	H: 1 LOB: 0 BB: 0 P: 8		1B: 3 2B: 2 3B: 0 HR: 0	SF: 0 SAC: 0 DP: 1 HBP: 0	WP: 0 PB: 0 CS: 0	PA: 31
PITCHER	IP	WLS	BF	H	R	ER	SO	BB	IBB	HBP	BLK	WP	HR	S	P	ERA	WHIP				
37 Seth McClung, R ERA: 6.59	(1, 1)	8.0	W	28	4	0	0	4	0	0	0	0	0	76	112	0.00	0.500				
Danys Baez, R ERA: 2.86	(9, 1)	1.0	S	3	1	0	0	0	0	0	0	0	0	5	8	0.00	1.000				



Batter	1	2	3	4	5	6	7	8	9	AB	R	H	RBI	BB	SO	LOB	TOP		
Julio Lugo, R OBP: 0.361, SLG: 0.404 (1, 6)	1-0 SH5-3 1B		4-2 CS BB			4-0 2B BB		1-2 F8		2	0	1	0	2	0	0	Tampa Bay Devil Rays @ Cleveland Indians Jacobs Field, Cleveland, OH Thu Sep 29 2005, 7:05 PM EDT Att: 25,870 - Partly Cloudy - 59 F		
Nick Green, R OBP: 0.328, SLG: 0.344 (1, 4)	0-0 SH5-3		1-1 F9			2-3 K		2-3 K		3	0	0	0	0	2	2			
Jorge Cantu, R OBP: 0.311, SLG: 0.500 (1, 10)	2-3 K		0-2 CS	1-2 K		1-0 2B		0-0 F8		4	0	1	0	0	2	1			
Eduardo Perez, R OBP: 0.372, SLG: 0.503 (1, 3)	2-0 FC4-6 1B		3-3 K			1-1 G4-3		1-0 F9		4	0	1	0	0	1	2			
Aubrey Huff, L OBP: 0.318, SLG: 0.424 (1, 9)	0-0 FC4-6 1B		1-2 G1			1-3 K		1-1 F7		4	0	0	0	0	1	2			
31 Jonny Gomes, R OBP: 0.377, SLG: 0.540 (1, 7)		0-3 K			0-0 G5-3		3-2 G4-3		1-3 K	4	0	0	0	0	2	0			
Alex Gonzalez, R OBP: 0.320, SLG: 0.408 (1, 5)		1-3 K			0-0 G5-3		1-1 1B			3	0	1	0	0	1	0			
Toby Hall, R OBP: 0.318, SLG: 0.372 (1, 2)		1-2 G3			0-0 G6-3		1-1 1B			3	0	1	0	0	0	0			
Damon Hollins, R OBP: 0.293, SLG: 0.412 (1, 8)			0-0 G6-3			1-3 K	0-1 F7			3	0	0	0	0	1	2			
Inning Stats	R: 0 E: 0 K: 1 S: 8	H: 2 LOB: 2 BB: 0 P: 13	R: 0 E: 0 K: 2 S: 11	H: 0 LOB: 0 BB: 1 P: 13	R: 0 E: 0 K: 2 S: 10	H: 0 LOB: 0 BB: 0 P: 15	R: 0 E: 0 K: 2 S: 10	H: 1 LOB: 2 BB: 1 P: 19	R: 0 E: 0 K: 1 S: 7	H: 0 LOB: 0 BB: 0 P: 10	R: 0 E: 0 K: 1 S: 8	H: 0 LOB: 0 BB: 0 P: 11	1B: 4 2B: 1 3B: 0 HR: 0	SF: 0 SAC: 1 DP: 0 HBP: 0	WP: 0 PB: 0 SB: 1 CS: 1	PA: 34			
PITCHER	IP	WLS	BF	H	R	ER	SO	BB	IBB	HBP	BLK	WP	HR	S	P	ERA	WHIP		
CC Sabathia, L ERA: 4.03 (1, 1)	8.0	W	30	5	0	0	9	2	0	0	0	0	0	69	104	0.00	0.875		
63 Rafael Betancourt, R ERA: 2.84 (9, 1)	1.0		3	0	0	0	1	0	0	0	0	0	0	8	11	0.00	0.000		

Batter	1	2	3	4	5	6	7	8	9	AB	R	H	RBI	BB	SO	LOB	BOTTOM			
24 Grady Sizemore, L OBP: 0.350, SLG: 0.490 (1, 8)	1-2 P6	1-0 G4-6-3		1-2 L6		0-3 K		2-1 G3		5	0	0	0	0	1	3	Tampa Bay Devil Rays @ Cleveland Indians Jacobs Field, Cleveland, OH Thu Sep 29 2005, 7:05 PM EDT Att: 25,870 - Partly Cloudy - 59 F			
Coco Crisp, S OBP: 0.348, SLG: 0.470 (1, 7)	1-0 F8	0-1 F7		0-1 G4-3		3-2 P6				4	0	0	0	0	1					
2 Jhonny Peralla, R OBP: 0.368, SLG: 0.528 (1, 6)	4-2 48 HR BB		2-1 HR		1-2 K		2-0 48 G6-3 2B			3	2	2	1	1	1	0				
48 Travis Hafner, L OBP: 0.410, SLG: 0.597 (1, 10)	2-2 HR		0-1 F9 41 G3 1B		2-1 2B		0-0 G6-3			4	1	3	2	0	0	1				
41 Victor Martinez, S OBP: 0.377, SLG: 0.475 (1, 2)	2-2 HR 1B		2-2 G3		3-3 K		0-0 G3			4	1	1	0	0	1	3				
Ronnie Belliard, R OBP: 0.324, SLG: 0.446 (1, 4)	1-1 HR		1-2 F9		4-2 BB		2-2 P4			3	1	1	2	1	0	2				
José Hernández, R OBP: 0.275, SLG: 0.339 Ben Broussard, L OBP: 0.310, SLG: 0.474 (8, 3)	0-3 K		4-0 BB		0-0 G1-3		1-1 L4			2	0	0	0	1	1	2				
Aaron Boone, R OBP: 0.301, SLG: 0.383 (1, 5)		4-0 1B 24 G4-6-3 BB		0-2 L8		1-1 G5-3		1-1 P6		3	1	0	0	1	0	2				
Casey Blake, R OBP: 0.310, SLG: 0.441 (1, 9)		3-2 1B		0-1 F8		0-0 1B		2-1 2B		4	0	3	0	0	0	0				
Inning Stats	R: 4 E: 0 K: 1 S: 20	H: 3 LOB: 1 BB: 1 P: 31	R: 1 E: 0 K: 0 S: 6	H: 1 LOB: 1 BB: 1 P: 14	R: 1 E: 0 K: 0 S: 13	H: 2 LOB: 1 BB: 1 P: 22	R: 0 E: 0 K: 0 S: 7	H: 0 LOB: 0 BB: 0 P: 8	R: 0 E: 0 K: 2 S: 13	H: 1 LOB: 2 BB: 1 P: 23	R: 0 E: 0 K: 1 S: 9	H: 1 LOB: 1 BB: 0 P: 13	R: 0 E: 0 K: 0 S: 6	H: 1 LOB: 1 BB: 0 P: 10	R: 0 E: 0 K: 0 S: 8	H: 1 LOB: 1 BB: 0 P: 14	1B: 4 2B: 3 3B: 0 HR: 3	SF: 0 SAC: 0 DP: 1 HBP: 0	WP: 0 PB: 0 SB: 0 CS: 0	PA: 37
PITCHER	IP	WLS	BF	H	R	ER	SO	BB	IBB	HBP	BLK	WP	HR	S	P	ERA	WHIP			
Casey Fossum, L ERA: 4.92 (1, 1)	2.0	L	13	6	6	6	1	2	0	0	0	0	0	3	30	51	27.00	4.000		
Lance Carter, R ERA: 4.89 (3, 1)	3.0		12	1	0	0	2	2	0	0	0	0	0	29	47	0.00	1.000			
56 Tim Corcoran, R ERA: 6.38 (6, 1)	1.0		4	1	0	0	1	0	0	0	0	0	0	9	13	0.00	1.000			
Jesus Colome, R ERA: 4.75 (7, 1)	1.0		4	1	0	0	0	0	0	0	0	0	0	6	10	0.00	1.000			
Travis Harper, R ERA: 7.01 (8, 1)	1.0		4	1	0	0	0	0	0	0	0	0	0	8	14	0.00	1.000			

Batter	1	2	3	4	5	6	7	8	9	AB	R	H	RBI	BB	SO	LOB	TOP					
Timo Perez, L (1, 9) OBP: 0.267, SLG: 0.298	F9		FC5-4 1B		L4-6		L9		F8	5	0	1	0	0	0	4	Chicago White Sox @ Cleveland Indians Jacobs Field, Cleveland, OH Sat Oct 01 2005, 1:25 PM EDT Att: 41,026 - Sunny - 69 F					
Tadahito Iguchi, R (1, 4) OBP: 0.342, SLG: 0.435	G3-1		FC5-4 FC6-4 1-2f			L7	HR			4	1	1	3	0	0	1						
Ross Gload, L (1, 7) OBP: 0.209, SLG: 0.220			FC6-4 1-2f			1B	G4-3			3	0	1	0	1	0	1						
14 Paul Konerko, R (1, 3) 32 Brian Anderson, R (8, PR) OBP: 0.192, SLG: 0.394	K			G3-1		G4-6-3 1B				4	0	2	0	0	1	1						
Carl Everett, S (1, 10) OBP: 0.309, SLG: 0.434		L8		G3-1		G4-6-3 1B			K	4	0	0	0	0	1	3						
Aaron Rowand, R (1, 8) OBP: 0.328, SLG: 0.408		HBP		G3						2	1	1	0	1	0	0						
12 A.J. Pierzynski, L (1, 2) OBP: 0.308, SLG: 0.420	F7				L4-6 1B		P4	G4-6-3		4	0	1	0	0	0	4						
Geoff Blum, S (1, 6) OBP: 0.296, SLG: 0.345	F9								F7	4	1	2	0	0	0	1						
38 Pablo Ozuna, R (1, 5) OBP: 0.313, SLG: 0.330			G6-3		K		HR 1B		K	4	1	1	1	0	2	2						
Inning Stats	R: 0 E: 0 K: 1 S: 7	H: 0 LOB: 1 BB: 1 P: 13	R: 0 E: 0 K: 0 S: 11	H: 0 LOB: 1 BB: 0 P: 17	R: 0 E: 0 K: 0 S: 8	H: 1 LOB: 1 BB: 0 P: 12	R: 0 E: 0 K: 0 S: 6	H: 0 LOB: 0 BB: 0 P: 7	R: 0 E: 0 K: 1 S: 9	H: 2 LOB: 1 BB: 0 P: 14	R: 0 E: 0 K: 0 S: 7	H: 2 LOB: 1 BB: 0 P: 10	R: 4 E: 0 K: 0 S: 16	H: 4 LOB: 0 BB: 0 P: 21	R: 0 E: 0 K: 1 S: 9	H: 1 LOB: 1 BB: 1 P: 17	R: 0 E: 0 K: 1 S: 9	H: 0 LOB: 0 BB: 0 P: 13	1B: 8 2B: 2 3B: 0 HR: 1	SF: 0 SAC: 0 DP: 3 HBP: 1	WP: 0 PB: 0 CS: 0	PA: 37
PITCHER	IP	WLS	BF	H	R	ER	SO	BB	IBB	HBP	BLK	WP	HR	S	P	ERA	WHIP					
37 Jake Westbrook, R (1, 1) ERA: 4.49	7.0	L	30	9	4	4	2	1	0	1	0	0	0	1	64	94	5.14	1.429				
Bob Howry, R (8, 1) ERA: 2.5	2.0		7	1	0	0	2	1	0	0	0	0	0	0	18	30	0.00	1.000				

AB	34
R	4
H	10
RBI	4
BB	2
SO	4
LOB	17



Batter	1	2	3	4	5	6	7	8	9	AB	R	H	RBI	BB	SO	LOB	BOTTOM					
24 Grady Sizemore, L (1, 8) OBP: 0.348, SLG: 0.486	G6-3		F7		L7		K		P6	5	0	0	0	0	1	2	Chicago White Sox @ Cleveland Indians Jacobs Field, Cleveland, OH Sat Oct 01 2005, 1:25 PM EDT Att: 41,026 - Sunny - 69 F					
Coco Crisp, S (1, 7) OBP: 0.346, SLG: 0.464	G3-1			F9		G5-3			K	4	0	0	0	0	1	0						
2 Jhonny Peralta, R (1, 6) OBP: 0.366, SLG: 0.523	K				1B	G5-3			48 2B	4	0	2	0	0	1	0						
48 Travis Hafner, L (1, 10) OBP: 0.408, SLG: 0.593		K				P5				4	0	1	0	0	2	1						
41 Victor Martinez, S (1, 2) OBP: 0.379, SLG: 0.475		K			L8					2	1	0	0	2	1	1						
Ronnie Belliard, R (1, 4) OBP: 0.327, SLG: 0.453							G3 1B	BB		4	1	2	0	0	0	4						
Ben Broussard, L (1, 3) OBP: 0.307, SLG: 0.467							G3		P5	4	0	0	0	0	1	6						
Aaron Boone, R (1, 5) OBP: 0.298, SLG: 0.378							F8 1B			4	1	1	1	0	1	1						
Casey Blake, R (1, 9) OBP: 0.308, SLG: 0.439							F8 1B			4	0	2	2	0	0	0						
Inning Stats	R: 0 E: 0 K: 1 S: 9	H: 0 LOB: 0 BB: 0 P: 12	R: 0 E: 0 K: 2 S: 10	H: 1 LOB: 1 BB: 0 P: 14	R: 0 E: 0 K: 0 S: 6	H: 0 LOB: 0 BB: 0 P: 11	R: 0 E: 0 K: 1 S: 10	H: 1 LOB: 1 BB: 0 P: 12	R: 1 E: 1 K: 0 S: 12	H: 2 LOB: 1 BB: 0 P: 17	R: 0 E: 0 K: 0 S: 9	H: 0 LOB: 0 BB: 0 P: 12	R: 2 E: 0 K: 2 S: 20	H: 2 LOB: 1 BB: 1 P: 32	R: 0 E: 0 K: 1 S: 10	H: 2 LOB: 3 BB: 1 P: 15	R: 0 E: 0 K: 1 S: 8	H: 0 LOB: 0 BB: 0 P: 12	1B: 5 2B: 3 3B: 0 HR: 0	SF: 0 SAC: 0 DP: 0 HBP: 0	WP: 0 PB: 0 CS: 0	PA: 37
PITCHER	IP	WLS	BF	H	R	ER	SO	BB	IBB	HBP	BLK	WP	HR	S	P	ERA	WHIP					
Jon Garland, R (1, 1) ERA: 3.5	6.2	W	25	4	2	2	5	1	0	0	0	0	0	4	6	3.5	0.750					
Luis Vizcaino, R (7, 1) ERA: 3.84	0.0		2	2	1	1	0	0	0	0	0	0	0	4	6	∞	∞					
Damaso Marte, L (7, 1) ERA: 3.77	0.2	H	5	2	0	0	2	0	1	0	0	0	0	12	20	0.00	3.000					
Cliff Politte, R (8, 1) ERA: 2.0	0.2	H	2	0	0	0	0	0	0	0	0	0	0	3	3	0.00	0.000					
45 Bobby Jenks, R (9, 1) ERA: 2.75	1.0	S	3	0	0	0	1	0	0	0	0	0	0	8	12	0.00	0.000					


AB	35
R	3
H	8
RBI	3
BB	2
SO	8
LOB	15



Batter	1	2	3	4	5	6	7	8	9	AB	R	H	RBI	BB	SO	LOB	TOP											
22 Scott Podsednik, L OBP: 0.351, SLG: 0.349	L6	F7		G1-3			F8		G4-3	5	0	0	0	0	0	2												
Tadahito Iguchi, R OBP: 0.342, SLG: 0.438	K			14 SF8		G4-3	G3			3	1	1	0	0	1	0												
Willie Harris, L OBP: 0.333, SLG: 0.314				3B						1	0	0	0	0	0	0												
23 Jermaine Dye, R OBP: 0.333, SLG: 0.512				1B						2	1	2	1	1	0	0												
Joe Borcherd, S OBP: 0.417, SLG: 0.583	HR			BB			14 CS			1	0	0	0	0	0	0												
14 Paul Konerko, R OBP: 0.375, SLG: 0.534	F8									2	0	1	1	0	0	0												
Ross Gload, L OBP: 0.205, SLG: 0.214				SF8						1	0	0	0	0	1	0												
Carl Everett, S OBP: 0.311, SLG: 0.435										2	0	1	0	1	0	0												
Timo Perez, L OBP: 0.266, SLG: 0.296		L7								1	0	0	0	0	0	0												
Aaron Rowand, R OBP: 0.328, SLG: 0.407										2	1	0	0	0	1	4												
32 Brian Anderson, R OBP: 0.176, SLG: 0.382				12 1B 24 1B HBP						1	0	0	0	0	1	1												
12 A.J. Pierzynski, L OBP: 0.308, SLG: 0.420										3	0	1	0	0	0	2												
Raul Casanova, S OBP: 0.200, SLG: 0.200				5 G5-3 24 1B						1	0	0	0	0	0	1												
24 Joe Crede, R OBP: 0.303, SLG: 0.454										4	0	1	1	0	1	0												
5 Juan Uribe, R OBP: 0.301, SLG: 0.412										4	0	0	0	0	1	2												
Inning Stats	R: 1 E: 0 K: 1 S: 11	H: 1 LOB: 0 BB: 0 P: 16	R: 1 E: 0 K: 0 S: 14	H: 2 LOB: 2 BB: 0 P: 20	R: 1 E: 0 K: 0 S: 15	H: 2 LOB: 2 BB: 1 P: 26	R: 0 E: 0 K: 0 S: 6	H: 0 LOB: 0 BB: 0 P: 9	R: 0 E: 0 K: 1 S: 13	H: 2 LOB: 2 BB: 1 P: 24	R: 0 E: 0 K: 2 S: 7	H: 0 LOB: 0 BB: 0 P: 9	R: 0 E: 0 K: 0 S: 5	H: 0 LOB: 0 BB: 0 P: 6	R: 0 E: 1 K: 2 S: 9	H: 0 LOB: 1 BB: 0 P: 10	R: 0 E: 0 K: 0 S: 3	H: 0 LOB: 0 BB: 0 P: 3	1B: 5 2B: 0 3B: 1 HR: 1	SF: 1 SAC: 0 DP: 0 HBP: 1	WP: 0 PB: 0 CS: 1	PA: 37						
PITCHER	IP	WLS	BF	H	R	ER	SO	BB	IBB	HBP	BLK	WP	HR	S	P	ERA	WHIP											
Scott Elarton, R ERA: 4.61	(1, 1)	2.0	L	12	4	3	3	1	1	0	1	0	0	1	33	51	13.50	2.500										
David Riske, R ERA: 3.1	(3, 1)	2.2		11	3	0	0	1	0	0	0	0	0	23	39	0.00	1.500											
Fernando Cabrera, R ERA: 1.47	(5, 1)	2.1		7	0	0	0	3	0	0	0	0	0	15	20	0.00	0.000											
Bob Howry, R ERA: 2.47	(8, 1)	1.0		4	0	0	0	2	0	0	0	0	0	9	10	0.00	0.000											
Bob Wickman, R ERA: 2.47	(9, 1)	1.0		3	0	0	0	0	0	0	0	0	0	3	3	0.00	0.000											

Chicago White Sox @ Cleveland Indians
Jacobs Field, Cleveland, OH
Sun Oct 02 2005, 1:05 PM EDT
Att: 41,034 - Sunny - 78 F

AB 33
R 3
H 7
RBI 3
BB 2
SO 6
LOB 12



Batter	1	2	3	4	5	6	7	8	9	AB	R	H	RBI	BB	SO	LOB	BOTTOM										
24 Grady Sizemore, L OBP: 0.348, SLG: 0.484	48 1B BB									4	0	1	0	1	1	3											
Coco Crisp, S OBP: 0.345, SLG: 0.465	F9									4	0	1	0	0	0	2											
2 Johnny Perella, R OBP: 0.366, SLG: 0.520	P6									3	0	0	0	1	1	4											
48 Travis Hafner, L OBP: 0.408, SLG: 0.595										4	1	2	0	0	0	2											
41 Victor Martinez, S OBP: 0.378, SLG: 0.475	F7									4	0	1	1	0	1	3											
Ronnie Belliard, R OBP: 0.325, SLG: 0.450										4	0	0	0	0	1	2											
Ben Broussard, L OBP: 0.307, SLG: 0.464										3	0	0	0	1	1	1											
Aaron Boone, R OBP: 0.299, SLG: 0.378										3	0	1	0	1	1	2											
Casey Blake, R OBP: 0.308, SLG: 0.438										4	0	1	0	0	1	3											
Inning Stats	R: 0 E: 0 K: 0 S: 9	H: 1 LOB: 2 BB: 1 P: 16	R: 0 E: 0 K: 1 S: 13	H: 0 LOB: 1 BB: 1 P: 23	R: 0 E: 0 K: 1 S: 18	H: 1 LOB: 0 BB: 0 P: 25	R: 0 E: 0 K: 2 S: 8	H: 0 LOB: 0 BB: 0 P: 13	R: 0 E: 0 K: 0 S: 12	H: 2 LOB: 2 BB: 0 P: 20	R: 1 E: 0 K: 0 S: 14	H: 2 LOB: 1 BB: 0 P: 21	R: 0 E: 0 K: 0 S: 8	H: 1 LOB: 0 BB: 0 P: 12	R: 0 E: 0 K: 1 S: 10	H: 0 LOB: 1 BB: 1 P: 20	R: 0 E: 0 K: 1 S: 9	H: 0 LOB: 1 BB: 1 P: 16	1B: 4 2B: 3 3B: 0 HR: 0	SF: 0 SAC: 0 DP: 1 HBP: 0	WP: 0 PB: 0 CS: 0	PA: 37					
PITCHER	IP	WLS	BF	H	R	ER	SO	BB	IBB	HBP	BLK	WP	HR	S	P	ERA	WHIP										
Brandon McCarthy, R ERA: 4.03	(1, 1)	5.0	W	23	6	1	1	5	2	0	0	0	0	64	102	1.80	1.600										
Luis Vizcaino, R ERA: 3.73	(6, 1)	2.0	H	6	1	0	0	0	0	0	0	0	0	18	28	0.00	0.500										
Orlando Hernandez, R ERA: 5.12	(8, 1)	2.0	S	8	0	0	0	2	2	0	0	0	0	19	36	0.00	1.000										

Chicago White Sox @ Cleveland Indians
Jacobs Field, Cleveland, OH
Sun Oct 02 2005, 1:05 PM EDT
Att: 41,034 - Sunny - 78 F

AB 33
R 1
H 7
RBI 1
BB 4
SO 7
LOB 22

