

# Cleveland Indians - 2006

Batter	1	2	3	4	5	6	7	8	9	AB	R	H	RBI	BB	SO	LOB	TOP					
15 Ramón Vázquez, L OBP: 0.333, SLG: 0.333 64 Jose Flores, R OBP: 0.500, SLG: 0.500	F9		K		HR		G1-3		1B	3	1	1	2	0	1	1	<b>Cleveland Indians @ Houston Astros</b> Osceola County Stadium, Kissimmee, FL Thu Mar 02 2006, 1:05 PM EST Att: 2,898 - Sunny - 77 F					
Ronnie Belliard, R OBP: 0.333, SLG: 1.333 Brandon Phillips, R OBP: 0.500, SLG: 0.500	F8		F9		HR		F7		1B	3	1	1	3	0	0	0						
Todd Hollandsworth, L 65 Ben Francisco, R 62 Todd Donovan, R	G3-1			F7	41 BB HBP		K		P2	2	0	0	0	0	0	0						
41 Victor Martinez, S OBP: 0.667, SLG: 0.500 11 Einar Diaz, R		1B		K	G5-4-3 BB			K		2	0	1	0	1	1	0						
Eduardo Perez, R OBP: 0.333, SLG: 0.333 25 Ryan Garko, R		1B		K	G5-4-3			G4-3		3	0	1	0	0	1	2						
Casey Blake, R Brad Snyder, L	F9				38 BB 15 1B BB		F9			2	1	0	0	1	0	2						
Jason Dubois, R 69 Ryan Mulhern, R					E5 38 BB 15 1B BB		G5-3			3	1	0	0	0	1	3						
30 Andy Marte, R OBP: 0.333, SLG: 0.667 Lou Merloni, R Joe Inglett, L	F8				F9				FC4-6 HBP	3	0	1	0	0	0	4						
38 Franklin Gutierrez, R Trevor Crowe, S					15 1B HR BB				FC4-6 1B 64 1B	1	1	0	0	2	1	1						
<b>Inning Stats</b>	R: 0 E: 0 K: 0 S: 3	H: 0 LOB: 0 BB: 0 P: 3	R: 0 E: 0 K: 1 S: 7	H: 2 LOB: 2 BB: 0 P: 7	R: 0 E: 0 K: 1 S: 4	H: 0 LOB: 0 BB: 1 P: 8	R: 0 E: 0 K: 2 S: 7	H: 0 LOB: 0 BB: 0 P: 7	R: 5 E: 1 K: 0 S: 5	H: 2 LOB: 1 BB: 3 P: 19	R: 0 E: 0 K: 1 S: 6	H: 1 LOB: 1 BB: 0 P: 6	R: 0 E: 0 K: 1 S: 5	H: 0 LOB: 0 BB: 0 P: 5	R: 0 E: 0 K: 2 S: 7	H: 2 LOB: 3 BB: 0 P: 9		1B: 5 2B: 1 HR: 1	SF: 0 SAC: 0 HBP: 2	WP: 0 PB: 0 SB: 0 CS: 0	PA: 39	
<b>PITCHER</b>	IP	WLS	BF	H	R	ER	SO	BB	IBB	HBP	BLK	WP	HR	S	P	ERA	WHIP			ERA	WHIP	
Dan Wheeler, R 54 Brad Lidge, R 27 Carlos Hernández, L 41 Brandon Backe, R Steve Sparks, R	(1.1)	1.0	3	0	0	0	0	0	0	0	0	0	0	3	3	0.00	0.000			0.00	0.000	
Ezequiel Astacio, R 37 Matt Albers, R 58 Dave Borkowski, R	(7.1)	1.0	3	0	0	0	1	0	0	0	0	0	0	5	5	0.00	0.000			0.00	0.000	
	(2.1)	1.0	5	2	0	1	1	0	0	0	0	0	0	7	7	0.00	2.000			0.00	0.000	
	(3.1)	1.0	3	0	0	0	1	1	0	0	0	0	0	4	8	0.00	1.000			0.00	0.000	
	(4.1)	1.0	3	0	0	0	2	0	0	0	0	0	0	7	7	0.00	0.000			0.00	0.000	
	(5.1)	2.0	L	13	3	5	4	1	3	0	1	0	0	1	11	25	18.00	3.000			0.00	2.000

AB 33  
R 5  
H 7  
RBI 5  
BB 4  
SO 9  
LOB 17



Batter	1	2	3	4	5	6	7	8	9	AB	R	H	RBI	BB	SO	LOB	BOTTOM				
Craig Biggio, R OBP: 0.500, SLG: 0.500 Orlando Palmeiro, L	G6-3				BB		K			2	0	1	1	0	0	0	<b>Cleveland Indians @ Houston Astros</b> Osceola County Stadium, Kissimmee, FL Thu Mar 02 2006, 1:05 PM EST Att: 2,898 - Sunny - 77 F				
Willy Taveras, R Josh Anderson, L	G5-3	E6			P3		G3			3	0	0	0	0	3	3					
2 Chris Burke, R OBP: 0.500, SLG: 1.000 Brooks Conrad, S		G5-3			F8			F7		2	0	1	0	0	3	3					
Morgan Ensberg, R 31 Kevin Orle, R	P4			G6-3	G1-3			K		2	0	0	0	0	1	1					
16 Jason Lane, R OBP: 0.500, SLG: 0.500 Charlton Jimerson, R OBP: 0.500, SLG: 1.500		FC4-6 28 1B 13 1B 1B		G6-3				F8		2	1	1	0	0	0	0					
28 Adam Everett, R OBP: 0.500, SLG: 0.500 4 Eric Bruntlett, R				G3-1				K		2	0	1	0	0	0	0					
Luke Scott, L 65 Brian Gordon, L		FC4-6 13 1B 1B			F7			K		2	1	0	0	0	2	2					
13 Eric Munson, L OBP: 0.500, SLG: 0.500 43 Alan Zinter, S					F8			K		2	0	1	1	0	0	0					
55 Humberto Quintero, R Raul Chavez, R					G5-3				G3-1	2	0	0	0	1	2	2					
<b>Inning Stats</b>	R: 0 E: 0 K: 0 S: 4	H: 1 LOB: 1 BB: 0 P: 4	R: 2 E: 1 K: 1 S: 10	H: 4 LOB: 3 BB: 0 P: 10	R: 0 E: 0 K: 0 S: 3	H: 0 LOB: 0 BB: 0 P: 3	R: 0 E: 0 K: 0 S: 3	H: 0 LOB: 0 BB: 1 P: 3	R: 0 E: 0 K: 3 S: 10	H: 1 LOB: 1 BB: 0 P: 10	R: 0 E: 0 K: 1 S: 5	H: 0 LOB: 0 BB: 0 P: 5	R: 0 E: 0 K: 1 S: 5	H: 0 LOB: 0 BB: 0 P: 5	R: 0 E: 0 K: 2 S: 7	H: 0 LOB: 0 BB: 0 P: 7		1B: 4 2B: 1 3B: 1 HR: 0	SF: 0 SAC: 0 DP: 0 HBP: 0	WP: 0 PB: 0 SB: 0 CS: 0	PA: 35
<b>PITCHER</b>	IP	WLS	BF	H	R	ER	SO	BB	IBB	HBP	BLK	WP	HR	S	P	ERA	WHIP			ERA	WHIP
37 Jake Westbrook, R Scott Sauerbeck, L 63 Rafael Betancourt, R Fernando Cabrera, R Andrew Brown, R	(1.1)	2.0	12	5	2	2	1	0	0	0	0	0	0	3	3	0.00	0.000			0.00	0.000
49 Edward Mujica, R 70 Tony Sipp, L Kazuhiro Tadano, R	(7.1)	1.0	H	3	0	0	1	0	0	0	0	0	0	5	5	0.00	0.000			0.00	0.000
	(8.1)	1.0	H	3	0	0	0	1	0	0	0	0	0	5	5	0.00	0.000			0.00	0.000
	(9.1)	1.0	S	3	0	0	2	0	0	0	0	0	0	7	7	0.00	0.000			0.00	0.000

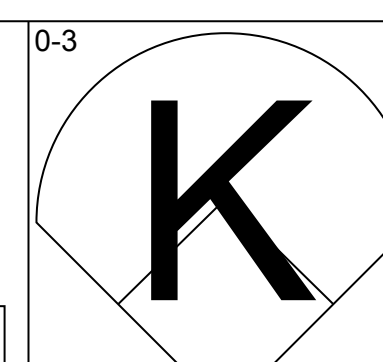
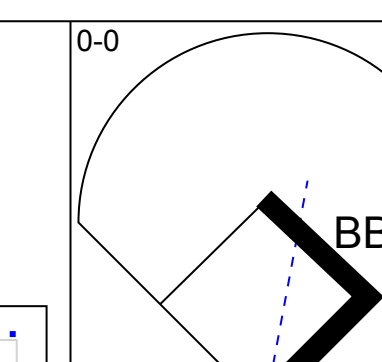
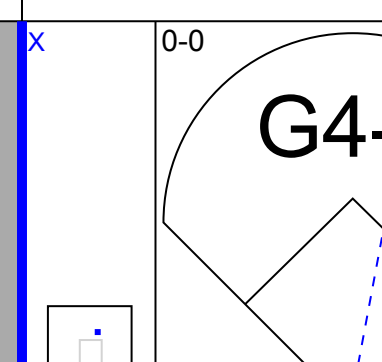
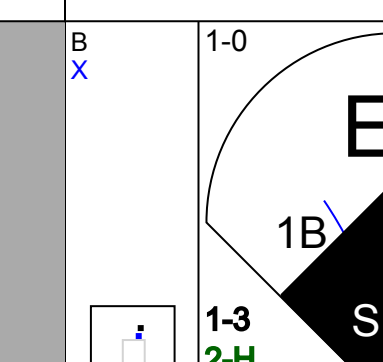
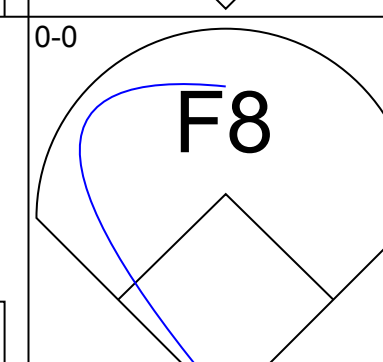
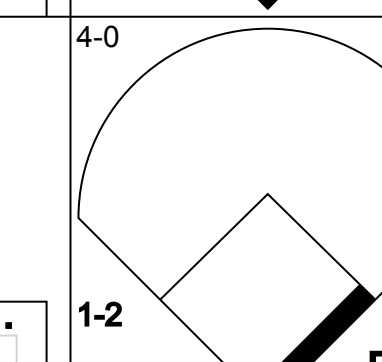
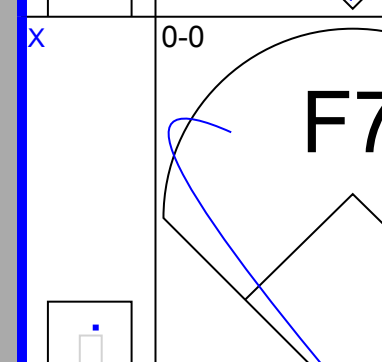
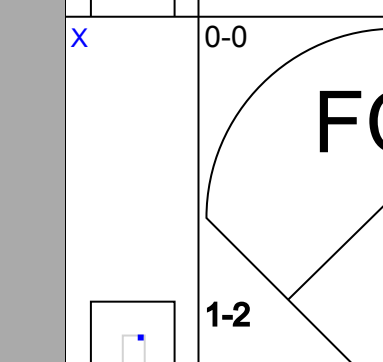
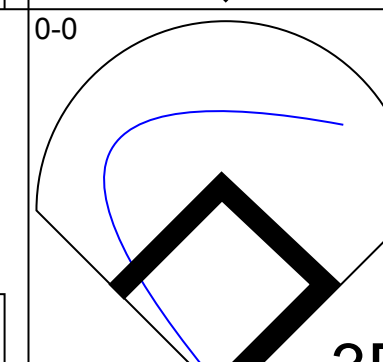
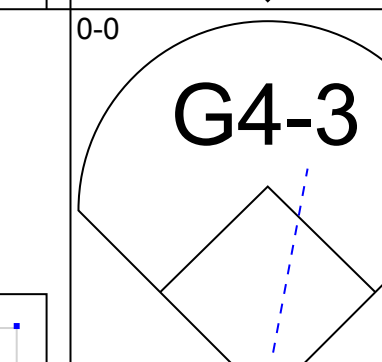
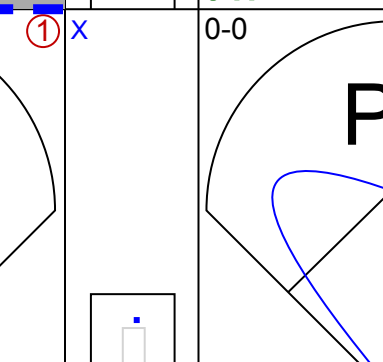
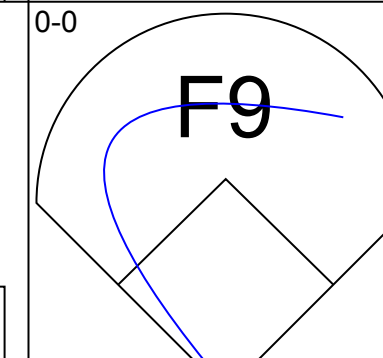

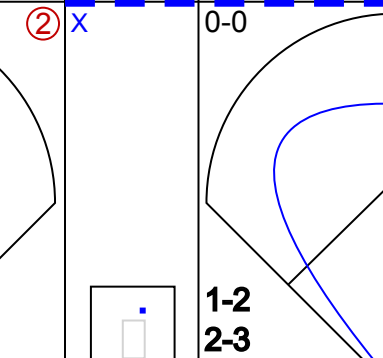
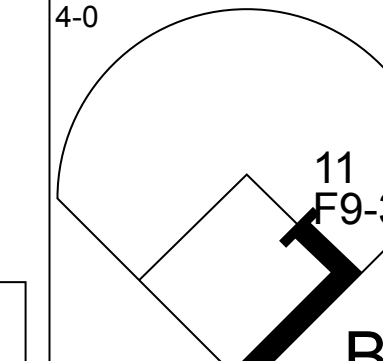

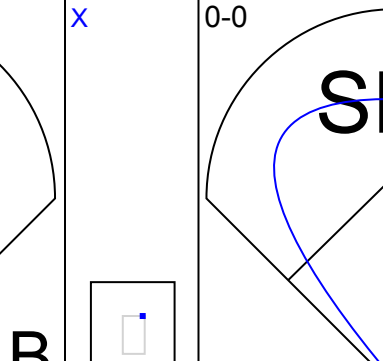



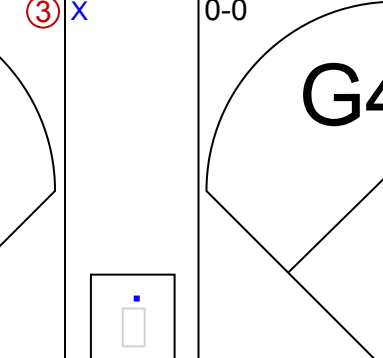


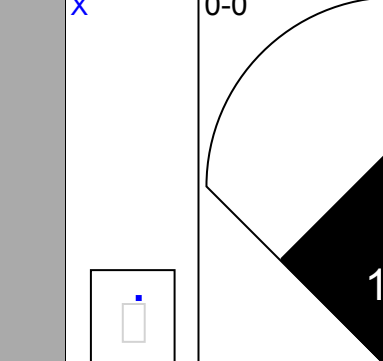
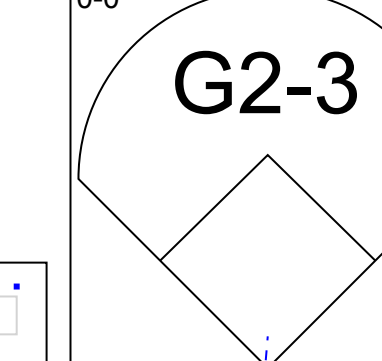

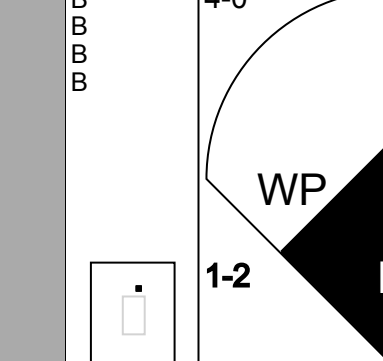

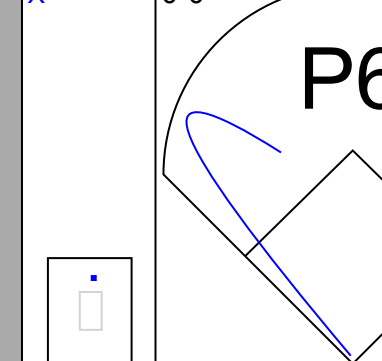
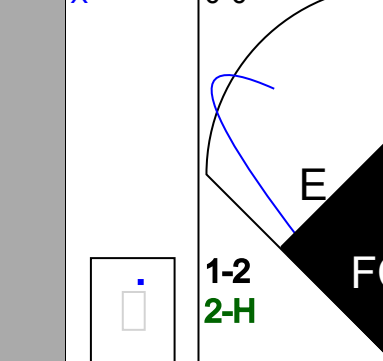
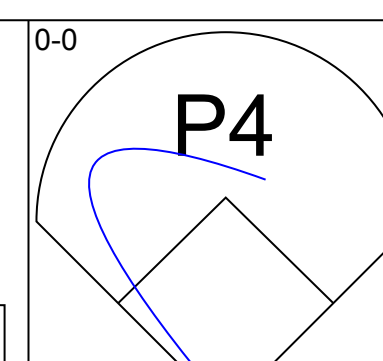
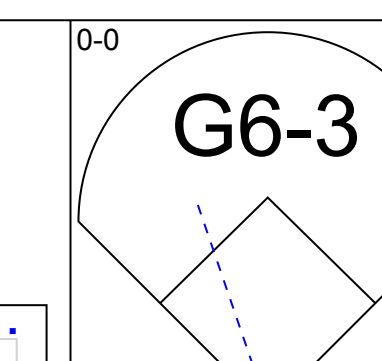
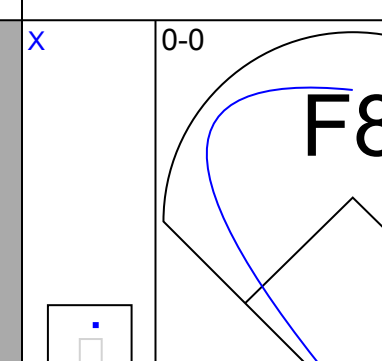
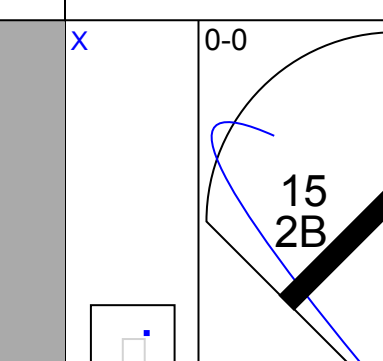
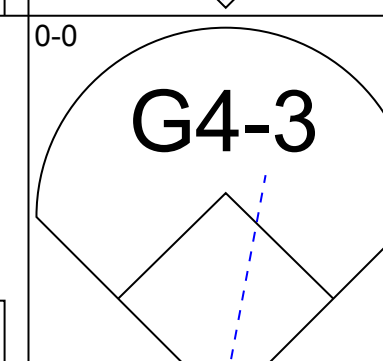
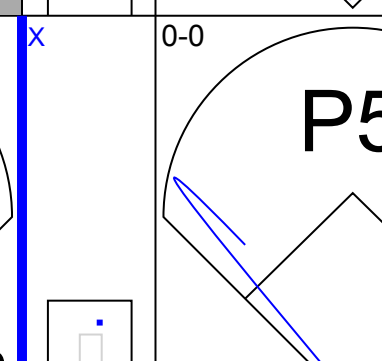
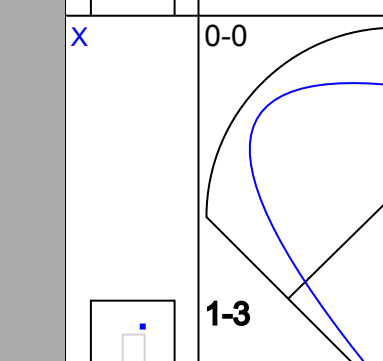
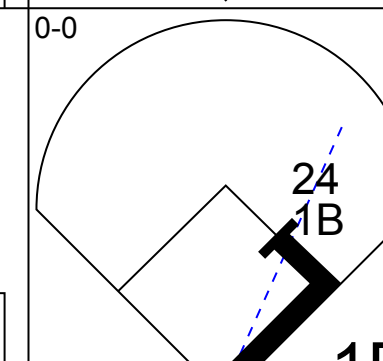

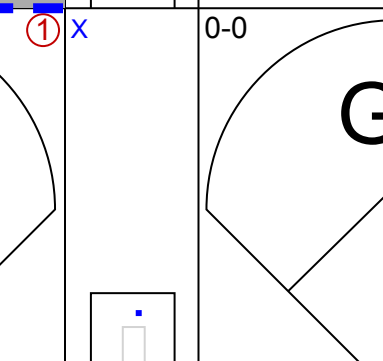
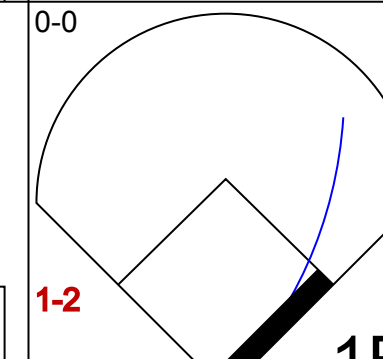


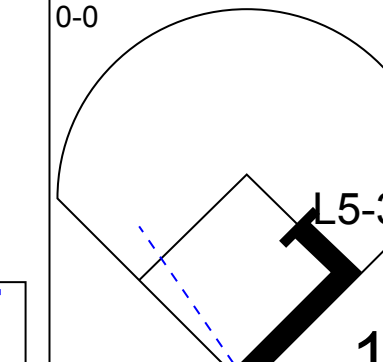




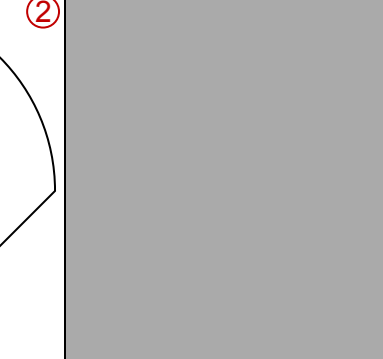

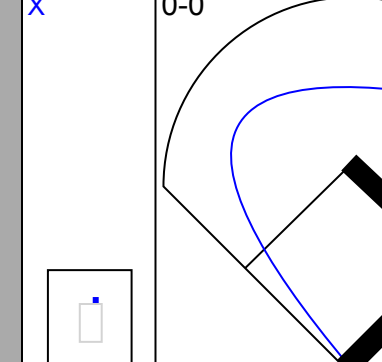
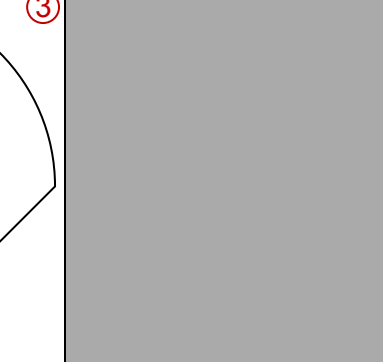
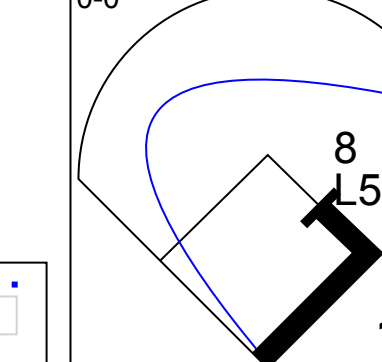
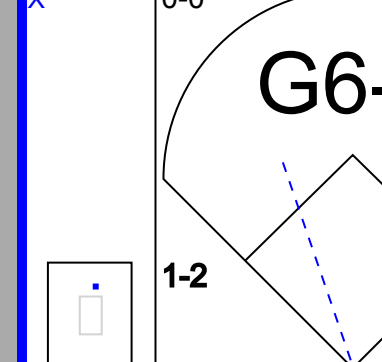
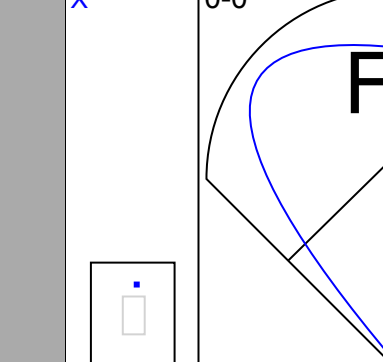

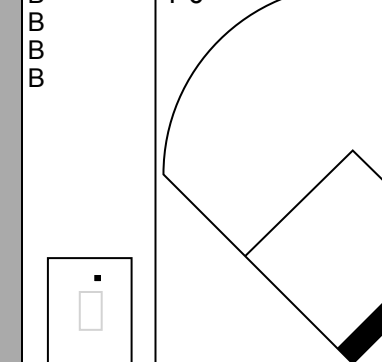
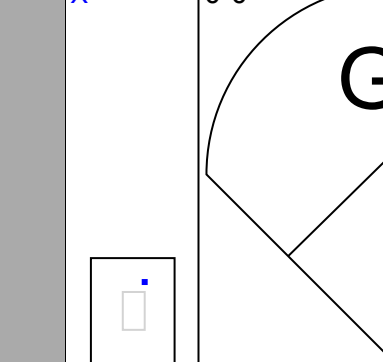
AB 34  
R 2  
H 6  
RBI 2  
BB 1  
SO 8  
LOB 16









Batter	1	2	3	4	5	6	7	8	9	AB	R	H	RBI	BB	SO	LOB	TOP										
24 Grady Sizemore, L OBP: 0.500, SLG: 0.400 Juan Valdes, S (1, 8)										2	0	1	0	1	1	0	<b>Cleveland Indians @ Minnesota Twins</b> Hammond Stadium, Fort Myers, FL Sat Mar 04 2006, 1:05 PM EST Att: 6,694 - Sunny - 77 F										
Jason Michaels, R OBP: 0.500, SLG: 0.250 Brian Barton, R (1, 7)										2	0	0	0	1	0	2											
Ben Broussard, L OBP: 0.200, SLG: 0.600 69 Ryan Mulhern, R OBP: 0.400, SLG: 1.000 (1, 3)										3	0	1	0	0	1	4											
30 Andy Marte, R OBP: 0.167, SLG: 0.333 Pat Osborn, R OBP: 0.500, SLG: 0.500 (1, 5)										3	0	0	0	0	0	1											
Brad Snyder, L OBP: 0.250, SLG: 0.167 (1, 10)										3	0	1	1	1	0	0											
11 Einar Diaz, R Armando Camacaro, R (1, 2)										2	1	0	0	1	0	1											
Brandon Phillips, R OBP: 0.571, SLG: 1.000 Brian Finegan, R OBP: 1.000, SLG: 1.000 (1, 6)										3	2	2	2	0	1	0											
Joe Inglett, L OBP: 0.333, SLG: 0.400 (1, 4)										3	1	1	0	1	1	0											
62 Todd Donovan, R Jordan Brown, L OBP: 1.000, SLG: 1.000 (1, 9)										2	0	0	1	0	0	0											
<b>Inning Stats</b>	R: 0 E: 0 K: 1 S: 6	H: 1 LOB: 1 BB: 0 P: 6	R: 0 E: 0 K: 1 S: 4	H: 0 LOB: 0 BB: 1 P: 8	R: 0 E: 0 K: 0 S: 4	H: 1 LOB: 2 BB: 1 P: 8	R: 0 E: 0 K: 0 S: 3	H: 0 LOB: 0 BB: 0 P: 3	R: 1 E: 0 K: 1 S: 7	H: 2 LOB: 2 BB: 1 P: 11	R: 0 E: 0 K: 0 S: 3	H: 0 LOB: 0 BB: 0 P: 3	R: 0 E: 0 K: 1 S: 6	H: 1 LOB: 1 BB: 0 P: 6	R: 4 E: 1 K: 0 S: 8	H: 3 LOB: 2 BB: 1 P: 13		1B: 6 2B: 2 3B: 1 HR: 1	SF: 2 SAC: 0 DP: 1 HBP: 0	WP: 2 PB: 0 SB: 0 CS: 0	PA: 42						
<b>PITCHER</b>	IP	WLS	BF	H	R	ER	SO	BB	IBB	HBP	BLK	WP	HR	S	P	ERA	WHIP										
26 Boof Bonser, R ERA: 3.0	2.0		7	1	0	0	2	1	0	0	0	0	0	10	14	0.00	1.000										
Dave Gassner, L ERA: 3.0	3.0		14	3	1	1	1	2	0	0	0	0	0	9	22	3.00	1.667										
54 Matt Guerrier, R ERA: 6.0	2.0		8	1	2	2	1	1	0	0	0	1	1	14	14	9.00	1.000										
Adam Harben, R ERA: 20.25	1.1	L	10	3	4	3	1	1	0	0	0	1	0	11	16	20.25	3.000										
17 Fat Neshek, R ERA:	0.2		3	1	0	0	0	0	0	0	0	0	0	3	3	0.00	1.500										
<b>Batter</b>	<b>1</b>	<b>2</b>	<b>3</b>	<b>4</b>	<b>5</b>	<b>6</b>	<b>7</b>	<b>8</b>	<b>9</b>	<b>AB</b>	<b>R</b>	<b>H</b>	<b>RBI</b>	<b>BB</b>	<b>SO</b>	<b>LOB</b>	<b>BOTTOM</b>										
Shannon Stewart, R OBP: 0.333, SLG: 0.200 Alex Romero, L OBP: 0.167, SLG: 0.167 (1, 7)										2	0	0	0	0	0	0	<b>Cleveland Indians @ Minnesota Twins</b> Hammond Stadium, Fort Myers, FL Sat Mar 04 2006, 1:05 PM EST Att: 6,694 - Sunny - 77 F										
Luis Castillo, S OBP: 0.500, SLG: 0.400 15 Glenn Williams, S OBP: 0.167, SLG: 0.333 (1, 4)										3	0	1	0	0	0	0											
Tori Hunter, R OBP: 0.500, SLG: 1.000 56 Andres Torres, S OBP: 0.400, SLG: 0.400 (1, 8)										2	0	2	0	0	0	0											
24 Rondell White, R OBP: 0.500, SLG: 0.400 16 Jason Kubel, L OBP: 0.250, SLG: 0.333 (1, 10)										1	0	1	0	0	0	0											
5 Michael Cuddyer, R OBP: 0.667, SLG: 0.750 (1, 9)										3	0	2	1	0	0	1											
Tony Batista, R 41 Chris Heintz, R (1, 5)										3	0	0	0	0	1	5											
Garrett Jones, L OBP: 0.167, SLG: 0.167 (1, 3)										4	0	1	0	0	2	4											
55 Mike Redmond, R OBP: 0.500, SLG: 0.500 79 Kyle Geiger, R (1, 2)										2	0	1	0	0	0	0											
8 Nick Punto, S OBP: 0.333, SLG: 0.143 (1, 6)										3	0	0	0	1	0	1											
<b>Inning Stats</b>	R: 0 E: 0 K: 0 S: 4	H: 2 LOB: 1 BB: 0 P: 4	R: 0 E: 0 K: 1 S: 5	H: 1 LOB: 0 BB: 0 P: 5	R: 0 E: 0 K: 0 S: 3	H: 1 LOB: 3 BB: 0 P: 13	R: 0 E: 0 K: 2 S: 8	H: 1 LOB: 0 BB: 0 P: 13	R: 0 E: 0 K: 0 S: 3	H: 0 LOB: 0 BB: 0 P: 3	R: 2 E: 1 K: 0 S: 5	H: 2 LOB: 1 BB: 0 P: 5	R: 0 E: 0 K: 0 S: 4	H: 1 LOB: 2 BB: 1 P: 8	R: 1 E: 1 K: 0 S: 5	H: 2 LOB: 1 BB: 0 P: 5		1B: 10 2B: 4 3B: 0 HR: 0	SF: 1 SAC: 0 DP: 2 HBP: 2	WP: 1 PB: 0 SB: 0 CS: 0	PA: 39						
<b>PITCHER</b>	IP	WLS	BF	H	R	ER	SO	BB	IBB	HBP	BLK	WP	HR	S	P	ERA	WHIP										
55 Roberto Hernandez, R ERA:	2.0		7	3	0	0	2	0	0	0	0	1	0	11	16	0.00	1.000										
Jeremy Guthrie, R ERA:	2.0		9	2	0	0	2	0	0	2	0	0	0	8	8	0.00	1.000										
Jake Dittler, R ERA:	2.0		8	2	2	0	0	0	0	0	0	0	0	4	8	0.00	1.000										
49 Edward Mujica, R ERA:	1.0	H	5	1	0	0	0	1	0	0	0	0	0	4	8	0.00	2.000										
70 Tony Sipp, L ERA:	1.0	W	5	2	1	0	0	0	0	0	0	0	0	5	5	0.00	2.000										
<b>PITCHER</b>	IP	WLS	BF	H	R	ER	SO	BB	IBB	HBP	BLK	WP	HR	S	P	ERA	WHIP										
Kazuhito Tadano, R ERA:	1.0		5	2	0	0	0	0	0	0	0	0	0	5	5	0.00	2.000										







Batter	1	2	3	4	5	6	7	8	9	AB	R	H	RBI	BB	SO	LOB	TOP																			
Tony Pena Jr., R OBP: 0.375, SLG: 0.571 Yunel Escobar, R OBP: 1.000, SLG: 2.000	G6-3		G4-3		G4-3		2B			3	0	1	0	0	0	0	<b>Atlanta Braves @ Cleveland Indians</b> Chain of Lakes Park, Winter Haven, FL Sun Mar 05 2006, 1:05 PM EST Att: 4,769 - Sunny - 72 F																			
24 Martín Prado, R OBP: 0.200, SLG: 0.300 J.C. Holt, L	G6-3		G4-3		G1-3		K			3	0	0	0	0	1	1																				
Adam LaRoche, L OBP: 0.200, SLG: 0.200 Miguel Rodríguez, S OBP: 0.500, SLG: 1.000	L4		G4-3		G4-3	2B	K			2	0	0	0	0	0	2																				
66 Jarrod Saltalamacchia, B OBP: 0.231, SLG: 0.462		1B			G4-3			K		4	0	1	0	0	1	1																				
Ryan Langerhans, L OBP: 0.400, SLG: 0.333 Steve Doetsch, R	F7	1B			F7		L1			3	0	0	0	0	2	1																				
Todd Pratt, R OBP: 0.500, SLG: 0.833 8 Brayán Peña, S OBP: 0.250, SLG: 0.250	F8				1B HR		G5-3			2	1	1	0	0	1	2																				
Wilson Betemit, S OBP: 0.417, SLG: 0.667 Van Pope, R	G4-3				1B HR		HR			3	2	2	1	0	0	1																				
90 Brandon Jones, L OBP: 0.250, SLG: 0.500			K		F7		FC6-5 2B			4	0	1	0	0	1	2																				
Matt Esquivel, R OBP: 0.250, SLG: 1.000	F8				HR		FC6-5 2B			4	1	1	3	0	0	1																				
<b>Inning Stats</b>	R: 0 E: 0 K: 0 S: 3	H: 0 LOB: 0 BB: 0 P: 3	R: 0 E: 0 K: 0 S: 4	H: 1 LOB: 1 BB: 0 P: 4	R: 0 E: 0 K: 1 S: 6	H: 1 LOB: 1 BB: 0 P: 6	R: 0 E: 0 K: 0 S: 3	H: 0 LOB: 0 BB: 0 P: 3	R: 3 E: 0 K: 0 S: 6	H: 3 LOB: 0 BB: 0 P: 6	R: 0 E: 0 K: 0 S: 4	H: 1 LOB: 1 BB: 0 P: 4	R: 1 E: 0 K: 2 S: 10	H: 3 LOB: 2 BB: 0 P: 10	R: 0 E: 0 K: 2 S: 7	H: 0 LOB: 0 BB: 0 P: 7		R: 0 E: 0 K: 1 S: 5	H: 0 LOB: 0 BB: 0 P: 5	1B: 3 2B: 3 HR: 2	SF: 0 SAC: 0 HBP: 0	WP: 0 PB: 0 SB: 0 CS: 0	PA: 36													
<b>PITCHER</b>	IP	WLS	BF	H	R	ER	SO	BB	IBB	HBP	BLK	WP	HR	S	P	ERA	WHIP	<b>PITCHER</b>		IP	WLS	BF	H	R	ER	SO	BB	IBB	HBP	BLK	WP	HR	S	P	ERA	WHIP
Jason Johnson, R ERA: 13.5	3.0		11	2	0	0	1	0	0	0	0	0	0	13	13	0.00	0.667	Andrew Brown, R ERA: 13.5		1.0	H	3	0	0	0	2	0	0	0	0	0	7	7	0.00	0.000	
59 Matt Miller, R ERA: 13.5	1.0		3	0	0	0	0	0	0	0	0	0	0	3	3	0.00	0.000	46 Ben Howard, R ERA: 13.5		1.0	S	3	0	0	0	1	0	0	0	0	5	5	0.00	0.000		
27 Steve Karsay, R ERA: 9.0	1.0		6	3	3	3	0	0	0	0	0	0	1	6	6	27.00	3.000																			
32 Danny Graves, R ERA: 9.0	1.0	H	4	1	0	0	0	0	0	0	0	0	0	4	4	0.00	1.000																			
Jason Stanford, L ERA: 9.0	1.0	W	6	3	1	1	2	0	0	0	0	0	1	10	10	9.00	3.000																			



Batter	1	2	3	4	5	6	7	8	9	AB	R	H	RBI	BB	SO	LOB	BOTTOM																				
38 Franklin Gutierrez, R OBP: 0.600, SLG: 0.200 62 Todd Donovan, R OBP: 0.125, SLG: 0.143	K		1B					G6-3		2	1	1	0	1	1	0	<b>Atlanta Braves @ Cleveland Indians</b> Chain of Lakes Park, Winter Haven, FL Sun Mar 05 2006, 1:05 PM EST Att: 4,769 - Sunny - 72 F																				
15 Ramón Vázquez, L OBP: 0.300, SLG: 0.400 Ivan Ochoa, R	F7		1B		G3		K			3	1	1	0	0	1	2																					
Casey Blake, R OBP: 0.500, SLG: 0.222 Trevor Crowe, S OBP: 0.428, SLG: 0.571	F8		1B		P6		1B			3	0	1	2	0	0	0																					
48 Travis Hafner, L OBP: 0.333, SLG: 0.333 25 Ryan Garko, R OBP: 0.444, SLG: 0.429		BB	1B		1B		1B			3	0	2	0	0	2	2																					
Aaron Boone, R OBP: 0.200, SLG: 0.250 30 Andy Marte, R OBP: 0.143, SLG: 0.286	P3		SF9		K		K			2	0	0	1	0	1	2																					
Todd Hollandsworth, L OBP: 0.333, SLG: 0.800	K		F8		G4-3		F8			3	0	0	0	0	1	3																					
Jason Dubois, R OBP: 0.500, SLG: 1.000 Armando Camacaro, R OBP: 0.333, SLG: 0.333		BB			HR		K			2	1	1	1	1	1	0																					
66 Jake Gautreau, L OBP: 0.375, SLG: 0.714 65 Ben Francisco, R	F7				P2		G3			2	0	0	0	0	2	0																					
Joe Inglett, L OBP: 0.375, SLG: 0.333							HBP			1	0	0	0	0	0	0																					
11 Einar Díaz, R OBP: 0.333, SLG: 0.200 77 Javi Herrera, R			1B		G5-3		K			2	1	1	0	0	0	2																					
<b>Inning Stats</b>	R: 0 E: 0 K: 1 S: 5	H: 0 LOB: 0 BB: 0 P: 5	R: 0 E: 0 K: 1 S: 6	H: 1 LOB: 1 BB: 1 P: 10	R: 3 E: 0 K: 0 S: 7	H: 4 LOB: 1 BB: 0 P: 7	R: 1 E: 0 K: 0 S: 4	H: 1 LOB: 1 BB: 1 P: 8	R: 0 E: 0 K: 1 S: 6	H: 1 LOB: 1 BB: 0 P: 6	R: 0 E: 0 K: 2 S: 8	H: 1 LOB: 2 BB: 1 P: 12	R: 2 E: 0 K: 2 S: 9	H: 2 LOB: 2 BB: 1 P: 15	R: 0 E: 0 K: 0 S: 4	H: 1 LOB: 1 BB: 0 P: 4	1B: 9 2B: 1 3B: 0 HR: 1	SF: 1 SAC: 0 DP: 0 HBP: 1	WP: 1 PB: 0 SB: 1 CS: 0	PA: 40																	
<b>PITCHER</b>	IP	WLS	BF	H	R	ER	SO	BB	IBB	HBP	BLK	WP	HR	S	P	ERA	WHIP	<b>PITCHER</b>		IP	WLS	BF	H	R	ER	SO	BB	IBB	HBP	BLK	WP	HR	S	P	ERA	WHIP	
26 Kyle Davies, R ERA: 18.0	1.1		8	1	0	0	2	1	0	0	0	0	0	1	11	15	18.00	3.000	Jose Ascancio, R ERA: 18.0		3.1		12	5	4	4	0	1	0	0	0	0	1	11	15	18.00	3.000
34 Joey Devine, R ERA: 18.0	2.0		9	2	0	0	3	1	0	0	0	0	0	14	18	0.00	1.500	Scott Mullen, L ERA: 18.0		7.1	L	7	2	2	2	2	1	0	1	0	9	15	18.00	3.000			
Ken Ray, R ERA: 18.0	1.0		4	1	0	0	0	0	0	0	0	0	0	4	4	0.00	1.000																				





Batter	1	2	3	4	5	6	7	8	9	AB	R	H	RBI	BB	SO	LOB	TOP			
24 Grady Sizemore, L (1,8) OBP: 0.700, SLG: 1.250 62 Todd Donovan, R (6,FR) OBP: 0.111, SLG: 0.125	0-1 G4-3 2B		4-0 SH3-4 BB		0-0 HR	0-0 2B			0-0 F8	3	1	3	2	1	0	0				
Jason Michaels, R (1,7) OBP: 0.333, SLG: 0.143 Trevor Crowe, S (6,7)	0-0 G6-3		0-0 SH3-4 1-2		0-3 K	0-0 G6-3			0-3 K	3	0	0	0	0	1	3				
2 Johnny Peralla, R (1,6) OBP: 0.250, SLG: 1.000 Lou Merloni, R (6,6)	0-0 G4-3 2-3		3-2 2B		4-2 BB BB			0-0 G5-3	0-0 1B	2	0	1	0	1	0	1				
Ben Broussard, L (1,3) OBP: 0.250, SLG: 0.429 69 Ryan Mulhern, R (6,3) OBP: 0.250, SLG: 0.571	0-0 F8		0-0 G2-3		4-2 BB 1-2 BB			0-3 K	0-0 G1	2	0	0	0	1	0	2				
25 Ryan Garko, R (1,10) OBP: 0.462, SLG: 0.455		0-0 30 PB 2B 1B		0-3 K	0-0 G5-3			0-0 1B		4	1	2	0	0	1	2				
30 Andy Marte, R (1,5) OBP: 0.300, SLG: 0.600 66 Jake Gautreau, L (6,5) OBP: 0.333, SLG: 0.625		1-0 10 F9 1-H 2B		0-0 K		0-0 F9		0-0 G3		3	0	2	1	0	0	0				
10 Kelly Shoppach, R (1,2) 13 Tim Laker, R (6,2) OBP: 0.500, SLG: 0.333		0-0 F9 2-3		0-3 K		0-0 G4-3			4-0 38 FC6-4 BB	3	0	0	0	0	1	2	AB 34 R 3 H 10 RBI 3 BB 5 SO 5 LOB 17			
Brad Snyder, L (1,9) OBP: 0.273, SLG: 0.222 38 Franklin Gutierrez, R (6,9) OBP: 0.545, SLG: 0.167		0-0 G4-3		0-0 G3-1		3-2 BB 24 2B 1B		0-0 FC6-4 G4-6-3 1-2		3	1	1	0	0	0	2				
Brandon Phillips, R (1,4) OBP: 0.500, SLG: 0.778 Joe Inglett, L (6,4) OBP: 0.333, SLG: 0.286		0-2 F8			0-0 F8	4-0 24 2B 1-2 BB		0-0 G4-6-3 1-2		2	0	0	0	1	0	1				
<b>Inning Stats</b>	R: 0 E: 0 K: 0 S: 5	H: 1 LOB: 1 BB: 0 P: 5	R: 1 E: 0 K: 0 S: 7	H: 2 LOB: 1 BB: 0 P: 8	R: 0 E: 0 K: 0 S: 5	H: 1 LOB: 1 BB: 0 P: 12	R: 0 E: 0 K: 2 S: 8	H: 1 LOB: 1 BB: 0 P: 8	R: 1 E: 0 K: 1 S: 10	H: 1 LOB: 2 BB: 2 P: 18	R: 0 E: 0 K: 1 S: 6	H: 1 LOB: 1 BB: 0 P: 6	R: 0 E: 0 K: 0 S: 2	H: 0 LOB: 0 BB: 0 P: 6	R: 0 E: 0 K: 1 S: 6	H: 1 LOB: 1 BB: 0 P: 6	1B: 4 2B: 5 3B: 0 HR: 1	SF: 0 SAC: 1 DP: 1 HBP: 0	WP: 0 PB: 1 SB: 0 CS: 1	PA: 40
<b>PITCHER</b>	IP WLS BF H R ER SO	IP WLS BF H R ER SO	IP WLS BF H R ER SO	IP WLS BF H R ER SO	IP WLS BF H R ER SO	IP WLS BF H R ER SO	IP WLS BF H R ER SO	IP WLS BF H R ER SO	IP WLS BF H R ER SO	IP WLS BF H R ER SO	IP WLS BF H R ER SO	IP WLS BF H R ER SO	IP WLS BF H R ER SO	IP WLS BF H R ER SO	IP WLS BF H R ER SO	IP WLS BF H R ER SO	ERA WHIP	ERA WHIP		

Cleveland Indians @ New York Mets  
Tradition Field, Port St. Lucie, FL  
Mon Mar 06 2006, 1:10 PM EST  
Att: 4,319 - Partly Cloudy - 84 F


AB 34  
R 3  
H 10  
RBI 3  
BB 5  
SO 5  
LOB 17



Batter	1	2	3	4	5	6	7	8	9	AB	R	H	RBI	BB	SO	LOB	BOTTOM			
1 Anderson Hernandez, S (1,6) OBP: 0.400, SLG: 0.357	0-3 K		0-0 G6-4-3 1-2		0-0 G3	0-0 F9		1-0 CS HBP		4	0	0	0	0	1	5				
Jeff Keppinger, R (1,4) OBP: 0.400, SLG: 0.600	0-0 G3-1			0-0 FC6-4 1B		0-0 70 1B 63 FC6-4 2B	0-0 P4	0-1 CS		4	1	2	0	0	0	0				
16 Paul Lo Duca, R (1,2) 70 Sandy Martinez, L (6,2) OBP: 0.800, SLG: 0.800	0-0 F8			0-0 L5		0-0 63 FC6-4 BB 1B	0-0 63 1B 44 1B	1B		2	0	0	0	0	0	1				
Cliff Floyd, L (1,10) OBP: 0.600, SLG: 1.000 73 Todd Self, L (7,PH) OBP: 0.143, SLG: 0.286		0-0 HR		0-0 P6		4-0 63 FC6-4 BB 1-2	0-3 K		0-3 63 1B	2	1	1	1	1	0	1				
Xavier Nady, R (1,7) OBP: 0.538, SLG: 0.750 44 Lastings Milledge, R (7,7) OBP: 0.400, SLG: 0.950		0-0 F8		0-0 FC6-4 1-2		0-3 K		0-0 63 1B	1-2 1B	3	0	0	0	0	1	4				
Julio Franco, R (1,3) 63 Juan Tejeda, R (5,FR) OBP: 0.385, SLG: 0.333		0-0 G4-3			0-0 E6 2B SF9	0-0 FC6-4 1B	0-0 1B	1-2 2-3 1B		2	0	0	0	0	0	0				
Victor Diaz, R (1,9) OBP: 0.412, SLG: 0.588 64 Julio Ramirez, R (7,9)		0-0 P6			0-0 SF9 26 SF9 2B	0-0 26 BB 1B	0-0 1B	0-3 K		3	1	2	1	0	0	0				
Chris Woodward, R (1,5) OBP: 0.333, SLG: 0.375 Chris Basak, R (7,5) OBP: 0.200, SLG: 0.200			0-0 E4 G6-4-3 1		0-0 SF9 2-3 3-H 2B	0-0 26 BB 1B		3-3 K		2	0	1	2	0	0	0				
26 Tike Redman, L (1,8) OBP: 0.357, SLG: 0.545			0-0 F7		0-0 SF9 3-H	4-0 BB		0-0 F8		2	0	0	1	1	0	1				
<b>Inning Stats</b>	R: 0 E: 0 K: 1 S: 5	H: 0 LOB: 0 BB: 0 P: 5	R: 1 E: 0 K: 0 S: 4	H: 1 LOB: 0 BB: 0 P: 4	R: 0 E: 0 K: 0 S: 3	H: 0 LOB: 0 BB: 0 P: 3	R: 0 E: 0 K: 0 S: 4	H: 1 LOB: 1 BB: 0 P: 4	R: 2 E: 0 K: 1 S: 5	H: 1 LOB: 1 BB: 0 P: 5	R: 3 E: 0 K: 2 S: 9	H: 4 LOB: 3 BB: 2 P: 17	R: 0 E: 0 K: 2 S: 10	H: 3 LOB: 3 BB: 0 P: 10	R: 0 E: 0 K: 1 S: 5	H: 0 LOB: 0 BB: 0 P: 9	1B: 7 2B: 2 3B: 0 HR: 1	SF: 2 SAC: 0 DP: 1 HBP: 1	WP: 0 PB: 0 SB: 0 CS: 1	PA: 38
<b>PITCHER</b>	IP WLS BF H R ER SO	IP WLS BF H R ER SO	IP WLS BF H R ER SO	IP WLS BF H R ER SO	IP WLS BF H R ER SO	IP WLS BF H R ER SO	IP WLS BF H R ER SO	IP WLS BF H R ER SO	IP WLS BF H R ER SO	IP WLS BF H R ER SO	IP WLS BF H R ER SO	IP WLS BF H R ER SO	IP WLS BF H R ER SO	IP WLS BF H R ER SO	IP WLS BF H R ER SO	IP WLS BF H R ER SO	ERA WHIP	ERA WHIP		

Cleveland Indians @ New York Mets  
Tradition Field, Port St. Lucie, FL  
Mon Mar 06 2006, 1:10 PM EST  
Att: 4,319 - Partly Cloudy - 84 F

AB 32  
R 6  
H 10  
RBI 6  
BB 2  
SO 5  
LOB 18









Batter	1	2	3	4	5	6	7	8	9	AB	R	H	RBI	BB	SO	LOB	TOP					
38 Franklin Gutierrez, R OBP: 0.400, SLG: 0.100 Juan Valdes, S (6, 8)										4	0	0	0	0	2	5						
15 Ramón Vázquez, L OBP: 0.278, SLG: 0.333 Joe Inglett, L OBP: 0.333, SLG: 0.300 (1, 6)										4	1	1	0	0	1	3						
Casey Blake, R OBP: 0.333, SLG: 0.313 Jordan Brown, L OBP: 0.500, SLG: 0.500 (1, 9)										4	2	2	0	0	0	0						
Ben Broussard, L OBP: 0.231, SLG: 0.333 (1, 10)										5	1	1	1	0	2	3						
Jason Dubois, R OBP: 0.500, SLG: 0.733 Brian Barton, R OBP: 0.250, SLG: 0.500 (7, PH)										2	0	0	0	0	2	1						
30 Andy Marte, R OBP: 0.467, SLG: 1.000 (1, 5)										4	2	4	3	0	0	0						
25 Ryan Garko, R OBP: 0.571, SLG: 0.563 66 Jake Gautreau, L OBP: 0.385, SLG: 0.500 (7, PH)										2	0	1	0	1	1	1						
Lou Merloni, R OBP: 0.571, SLG: 0.250 Niuman Romero, S (6, PR)										1	0	0	0	1	0	1						
77 Javi Herrera, R Armando Camacaro, R OBP: 0.250, SLG: 0.250 (7, PH)										1	0	0	1	1	0	1						
<b>Inning Stats</b>	R: 0 E: 0 K: 1 S: 5	H: 0 LOB: 0 BB: 0 P: 5	R: 2 E: 0 K: 2 S: 10	H: 3 LOB: 2 BB: 1 P: 15	R: 2 E: 0 K: 1 S: 7	H: 2 LOB: 1 BB: 0 P: 8	R: 0 E: 0 K: 1 S: 5	H: 0 LOB: 1 BB: 1 P: 9	R: 0 E: 0 K: 2 S: 7	H: 0 LOB: 0 BB: 0 P: 7	R: 1 E: 0 K: 0 S: 4	H: 1 LOB: 2 BB: 1 P: 9	R: 2 E: 1 K: 2 S: 11	H: 3 LOB: 2 BB: 0 P: 11	R: 0 E: 1 K: 1 S: 6	H: 0 LOB: 1 BB: 0 P: 6	R: 0 E: 0 K: 0 S: 3	H: 1 LOB: 1 BB: 1 P: 7	1B: 5 2B: 4 3B: 0 HR: 1	SF: 2 SAC: 0 DP: 1 HBP: 2	WP: 0 PB: 0 SB: 1 CS: 0	PA: 44
<b>PITCHER</b>	IP WLS BF H R ER SO BB IBB HBP BLK WP HR S P ERA WHIP	3.0 L 16 5 4 4 4 1 0 0 0 0 1 22 28 12.00 2.000	IP WLS BF H R ER SO BB IBB HBP BLK WP HR S P ERA WHIP	1.0 L 4 0 0 0 1 1 0 0 0 0 0 5 9 0.00 1.000	IP WLS BF H R ER SO BB IBB HBP BLK WP HR S P ERA WHIP	1.0 L 3 0 0 0 2 0 0 0 0 0 0 7 7 0.00 0.000	IP WLS BF H R ER SO BB IBB HBP BLK WP HR S P ERA WHIP	1.0 L 6 1 1 1 0 1 0 1 0 0 0 4 9 9.00 2.000	IP WLS BF H R ER SO BB IBB HBP BLK WP HR S P ERA WHIP	1.0 L 7 3 2 1 2 0 0 0 0 0 0 11 11 9.00 3.000	<b>PITCHER</b>	IP WLS BF H R ER SO BB IBB HBP BLK WP HR S P ERA WHIP	1.0 L 4 0 0 0 1 0 0 0 0 0 0 6 6 0.00 0.000	IP WLS BF H R ER SO BB IBB HBP BLK WP HR S P ERA WHIP	1.0 L 4 1 0 0 0 1 0 0 0 0 0 3 7 0.00 2.000	1B: 5 2B: 4 3B: 0 HR: 1	SF: 2 SAC: 0 DP: 1 HBP: 2	WP: 0 PB: 0 SB: 1 CS: 0	PA: 44			

Cleveland Indians @ Toronto Blue Jays  
Knology Park, Dunedin, FL  
Wed Mar 08 2006, 1:05 PM EST  
Att: 2,018 - Sunny - 71 F

AB 36  
R 7  
H 10  
RBI 6  
BB 4  
SO 10  
LOB 24

Batter	1	2	3	4	5	6	7	8	9	AB	R	H	RBI	BB	SO	LOB	BOTTOM	
8 Russ Adams, L OBP: 0.273, SLG: 0.455 6 John McDonald, R OBP: 0.125, SLG: 0.143 (8, 6)										3	0	2	1	0	0	0		
2 Aaron Hill, R OBP: 0.273, SLG: 0.200 4 Ryan Roberts, R OBP: 0.200, SLG: 0.077 (8, 4)										3	0	0	0	0	1	3		
Shea Hillenbrand, R OBP: 0.333, SLG: 0.750 Chris Gutierrez, R Jason Armstrong, R (8, 5)										2	0	0	0	0	1	1		
25 Troy Glaus, R OBP: 0.455, SLG: 0.667 Guillermo Quiroz, R OBP: 0.333, SLG: 0.750 (7, 10)										1	0	0	0	1	0	0		
17 Lyle Overbay, L OBP: 0.300, SLG: 0.222 Vito Chiaravallotti, R (7, 3)										2	0	0	0	1	0	2		
Bengie Molina, R OBP: 0.091, SLG: 0.182 Jason Phillips, R OBP: 0.417, SLG: 0.545 (1, 2)										3	0	0	0	0	0	1		
Eric Hinske, L OBP: 1.000, SLG: 1.000 Ryan Patterson, R OBP: 1.000, SLG: 1.000 (9, 9)										3	1	1	1	0	0	0		
Adam Lind, L OBP: 0.333, SLG: 0.333 Cory Patton, L (8, 7)										3	1	1	0	0	1	1		
Miguel Negron, L OBP: 0.375, SLG: 0.357 (1, 8)										3	0	1	0	1	0	2		
<b>Inning Stats</b>	R: 0 E: 0 K: 1 S: 6	H: 1 LOB: 2 BB: 1 P: 10	R: 2 E: 0 K: 0 S: 6	H: 4 LOB: 1 BB: 0 P: 6	R: 0 E: 0 K: 0 S: 3	H: 0 LOB: 1 BB: 1 P: 7	R: 0 E: 0 K: 1 S: 5	H: 0 LOB: 0 BB: 0 P: 5	R: 0 E: 0 K: 1 S: 3	H: 0 LOB: 0 BB: 1 P: 7	R: 1 E: 0 K: 2 S: 9	H: 2 LOB: 2 BB: 1 P: 13	R: 0 E: 0 K: 0 S: 3	H: 1 LOB: 0 BB: 0 P: 3	1B: 5 2B: 1 3B: 1 HR: 2	SF: 0 SAC: 0 DP: 3 HBP: 0	WP: 0 PB: 0 SB: 0 CS: 0	PA: 39
<b>PITCHER</b>	IP WLS BF H R ER SO BB IBB HBP BLK WP HR S P ERA WHIP	3.0 W 15 5 2 2 2 2 0 0 0 0 0 10 10 6.00 2.333	IP WLS BF H R ER SO BB IBB HBP BLK WP HR S P ERA WHIP	2.0 H 9 1 1 1 0 1 0 0 0 0 1 8 12 4.50 1.000	IP WLS BF H R ER SO BB IBB HBP BLK WP HR S P ERA WHIP	1.0 S 3 1 0 0 0 0 0 0 0 0 3 3 0.00 1.000	<b>PITCHER</b>	IP WLS BF H R ER SO BB IBB HBP BLK WP HR S P ERA WHIP	2.0 H 9 1 1 1 0 1 0 0 0 0 1 8 12 4.50 1.000	IP WLS BF H R ER SO BB IBB HBP BLK WP HR S P ERA WHIP	1.0 S 3 1 0 0 0 0 0 0 0 0 3 3 0.00 1.000	1B: 5 2B: 1 3B: 1 HR: 2	SF: 0 SAC: 0 DP: 3 HBP: 0	WP: 0 PB: 0 SB: 0 CS: 0	PA: 39			

Cleveland Indians @ Toronto Blue Jays  
Knology Park, Dunedin, FL  
Wed Mar 08 2006, 1:05 PM EST  
Att: 2,018 - Sunny - 71 F

AB 35  
R 4  
H 9  
RBI 4  
BB 4  
SO 5  
LOB 16



Batter	1	2	3	4	5	6	7	8	9	AB	R	H	RBI	BB	SO	LOB	TOP		
1 Anderson Hernandez, S OBP: 0.421, SLG: 0.389 Corey Ragsdale, R OBP: 0.650, SLG: 0.333										3	2	2	1	0	0	0			
Jeff Koopinger, R OBP: 0.444, SLG: 0.667 Chase Lambin, S OBP: 0.500, SLG: 1.000										4	2	2	1	0	0	1			
Victor Diaz, R OBP: 0.375, SLG: 0.478 90 Zachary Clements, R OBP: 1.000, SLG: 1.000										4	0	1	0	0	0	3			
73 Todd Self, L OBP: 0.200, SLG: 0.400 89 Brett Harper, L										3	1	1	1	0	0	2			
Chris Woodward, R OBP: 0.467, SLG: 0.417 Chris Basak, R OBP: 0.333, SLG: 0.333										1	0	1	1	1	0	0			
44 Lastings Milledge, R OBP: 0.231, SLG: 0.250										3	0	0	2	1	1	3			
70 Sandy Martinez, L OBP: 0.625, SLG: 1.000 74 Bobby Estealella, R										3	1	1	1	0	1	4			
64 Julio Ramirez, R										4	0	0	0	0	2	1			
26 Tike Redman, L OBP: 0.333, SLG: 0.500										4	1	1	0	0	0	0			
<b>Inning Stats</b>	R: 3 E: 0 K: 0 S: 6	H: 4 LOB: 0 BB: 0 P: 7	R: 4 E: 0 K: 0 S: 8	H: 5 LOB: 3 BB: 1 P: 13	R: 0 E: 0 K: 1 S: 5	H: 0 LOB: 0 BB: 0 P: 5	R: 0 E: 0 K: 0 S: 3	H: 0 LOB: 0 BB: 0 P: 3	R: 0 E: 0 K: 2 S: 7	H: 1 LOB: 1 BB: 0 P: 11	R: 0 E: 1 K: 0 S: 4	H: 1 LOB: 1 BB: 0 P: 4	R: 0 E: 0 K: 1 S: 5	H: 0 LOB: 0 BB: 0 P: 5	R: 0 E: 0 K: 1 S: 5	H: 1 LOB: 0 BB: 0 P: 5	1B: 8 2B: 3 3B: 0 HR: 1	SF: 0 SAC: 0 DP: 1 HBP: 1	WP: 0 PA: 41 PB: 0 SB: 1 CS: 1
<b>PITCHER</b>	IP WLS BF H R ER SO BB IBB HBP BLK WP HR S P ERA WHIP	IP WLS BF H R ER SO BB IBB HBP BLK WP HR S P ERA WHIP	IP WLS BF H R ER SO BB IBB HBP BLK WP HR S P ERA WHIP	IP WLS BF H R ER SO BB IBB HBP BLK WP HR S P ERA WHIP	IP WLS BF H R ER SO BB IBB HBP BLK WP HR S P ERA WHIP	IP WLS BF H R ER SO BB IBB HBP BLK WP HR S P ERA WHIP	IP WLS BF H R ER SO BB IBB HBP BLK WP HR S P ERA WHIP	IP WLS BF H R ER SO BB IBB HBP BLK WP HR S P ERA WHIP	IP WLS BF H R ER SO BB IBB HBP BLK WP HR S P ERA WHIP	IP WLS BF H R ER SO BB IBB HBP BLK WP HR S P ERA WHIP	IP WLS BF H R ER SO BB IBB HBP BLK WP HR S P ERA WHIP	IP WLS BF H R ER SO BB IBB HBP BLK WP HR S P ERA WHIP	IP WLS BF H R ER SO BB IBB HBP BLK WP HR S P ERA WHIP	IP WLS BF H R ER SO BB IBB HBP BLK WP HR S P ERA WHIP	IP WLS BF H R ER SO BB IBB HBP BLK WP HR S P ERA WHIP	IP WLS BF H R ER SO BB IBB HBP BLK WP HR S P ERA WHIP	IP WLS BF H R ER SO BB IBB HBP BLK WP HR S P ERA WHIP	IP WLS BF H R ER SO BB IBB HBP BLK WP HR S P ERA WHIP	IP WLS BF H R ER SO BB IBB HBP BLK WP HR S P ERA WHIP
24 Grady Sizemore, L OBP: 0.615, SLG: 1.000 62 Todd Donovan, R OBP: 0.077, SLG: 0.083											3	0	1	0	0	1			
Jason Michaels, R OBP: 0.250, SLG: 0.100 Jason Cooper, L											3	0	0	0	0	3			
2 Jhonny Peralla, R OBP: 0.500, SLG: 0.900 Ivan Ochoa, R											3	0	1	1	0	2			
48 Travis Hafner, L OBP: 0.500, SLG: 0.818 69 Ryan Mulhern, R OBP: 0.417, SLG: 1.000											1	0	0	0	1	1			
Aaron Boone, R OBP: 0.364, SLG: 0.333 Pat Osborn, R OBP: 0.667, SLG: 0.667											2	0	1	0	1	0			
Todd Hollandsworth, L OBP: 0.200, SLG: 0.357 11 Einar Diaz, R OBP: 0.300, SLG: 0.222											3	0	1	0	0	2			
10 Kelly Shoppach, R OBP: 0.222 13 Tim Laker, R OBP: 0.429, SLG: 0.333											2	0	0	0	1	2			
Brad Snyder, L OBP: 0.188, SLG: 0.143											4	0	0	0	2	4			
Brandon Phillips, R OBP: 0.471, SLG: 0.667 Eider Torres, S											2	1	1	0	1	0			
<b>Inning Stats</b>	R: 0 E: 0 K: 0 S: 3	H: 0 LOB: 0 BB: 0 P: 3	R: 0 E: 0 K: 2 S: 7	H: 0 LOB: 2 BB: 2 P: 15	R: 1 E: 0 K: 0 S: 4	H: 1 LOB: 1 BB: 1 P: 8	R: 0 E: 0 K: 1 S: 5	H: 0 LOB: 0 BB: 0 P: 5	R: 0 E: 0 K: 1 S: 7	H: 2 LOB: 2 BB: 0 P: 7	R: 0 E: 0 K: 1 S: 3	H: 0 LOB: 0 BB: 0 P: 3	R: 0 E: 0 K: 1 S: 7	H: 2 LOB: 2 BB: 0 P: 7	R: 0 E: 0 K: 0 S: 3	H: 0 LOB: 1 BB: 1 P: 7	1B: 5 2B: 2 3B: 0 HR: 0	SF: 0 SAC: 0 DP: 0 HBP: 0	WP: 0 PA: 38 PB: 0 SB: 0 CS: 0
<b>PITCHER</b>	IP WLS BF H R ER SO BB IBB HBP BLK WP HR S P ERA WHIP	IP WLS BF H R ER SO BB IBB HBP BLK WP HR S P ERA WHIP	IP WLS BF H R ER SO BB IBB HBP BLK WP HR S P ERA WHIP	IP WLS BF H R ER SO BB IBB HBP BLK WP HR S P ERA WHIP	IP WLS BF H R ER SO BB IBB HBP BLK WP HR S P ERA WHIP	IP WLS BF H R ER SO BB IBB HBP BLK WP HR S P ERA WHIP	IP WLS BF H R ER SO BB IBB HBP BLK WP HR S P ERA WHIP	IP WLS BF H R ER SO BB IBB HBP BLK WP HR S P ERA WHIP	IP WLS BF H R ER SO BB IBB HBP BLK WP HR S P ERA WHIP	IP WLS BF H R ER SO BB IBB HBP BLK WP HR S P ERA WHIP	IP WLS BF H R ER SO BB IBB HBP BLK WP HR S P ERA WHIP	IP WLS BF H R ER SO BB IBB HBP BLK WP HR S P ERA WHIP	IP WLS BF H R ER SO BB IBB HBP BLK WP HR S P ERA WHIP	IP WLS BF H R ER SO BB IBB HBP BLK WP HR S P ERA WHIP	IP WLS BF H R ER SO BB IBB HBP BLK WP HR S P ERA WHIP	IP WLS BF H R ER SO BB IBB HBP BLK WP HR S P ERA WHIP	IP WLS BF H R ER SO BB IBB HBP BLK WP HR S P ERA WHIP	IP WLS BF H R ER SO BB IBB HBP BLK WP HR S P ERA WHIP	IP WLS BF H R ER SO BB IBB HBP BLK WP HR S P ERA WHIP
Yusaku Inki, R ERA: 1.8 Juan Pablo Perez, L ERA: 6.75 59 Mitch Wylie, R ERA: 2.25 Matt Perisho, L ERA: Bartolome Fortunato, R ERA:	IP WLS BF H R ER SO BB IBB HBP BLK WP HR S P ERA WHIP	IP WLS BF H R ER SO BB IBB HBP BLK WP HR S P ERA WHIP	IP WLS BF H R ER SO BB IBB HBP BLK WP HR S P ERA WHIP	IP WLS BF H R ER SO BB IBB HBP BLK WP HR S P ERA WHIP	IP WLS BF H R ER SO BB IBB HBP BLK WP HR S P ERA WHIP	IP WLS BF H R ER SO BB IBB HBP BLK WP HR S P ERA WHIP	IP WLS BF H R ER SO BB IBB HBP BLK WP HR S P ERA WHIP	IP WLS BF H R ER SO BB IBB HBP BLK WP HR S P ERA WHIP	IP WLS BF H R ER SO BB IBB HBP BLK WP HR S P ERA WHIP	IP WLS BF H R ER SO BB IBB HBP BLK WP HR S P ERA WHIP	IP WLS BF H R ER SO BB IBB HBP BLK WP HR S P ERA WHIP	IP WLS BF H R ER SO BB IBB HBP BLK WP HR S P ERA WHIP	IP WLS BF H R ER SO BB IBB HBP BLK WP HR S P ERA WHIP	IP WLS BF H R ER SO BB IBB HBP BLK WP HR S P ERA WHIP	IP WLS BF H R ER SO BB IBB HBP BLK WP HR S P ERA WHIP	IP WLS BF H R ER SO BB IBB HBP BLK WP HR S P ERA WHIP	IP WLS BF H R ER SO BB IBB HBP BLK WP HR S P ERA WHIP	IP WLS BF H R ER SO BB IBB HBP BLK WP HR S P ERA WHIP	IP WLS BF H R ER SO BB IBB HBP BLK WP HR S P ERA WHIP

New York Mets @ Cleveland Indians  
Chain of Lakes Park, Winter Haven, FL  
Wed Mar 08 2006, 1:05 PM EST  
Att: 3,635 - Sunny - 73 F

AB 37  
R 7  
H 12  
RBI 7  
BB 2  
SO 6  
LOB 16



New York Mets @ Cleveland Indians  
Chain of Lakes Park, Winter Haven, FL  
Wed Mar 08 2006, 1:05 PM EST  
Att: 3,635 - Sunny - 73 F

AB 34  
R 1  
H 7  
RBI 1  
BB 4  
SO 5  
LOB 23





Batter	1	2	3	4	5	6	7	8	9	AB	R	H	RBI	BB	SO	LOB	TOP					
21 George Lombard, L OBP: 0.357, SLG: 0.462										4	1	2	0	1	0	4	<p>Washington Nationals @ Cleveland Indians Chain of Lakes Park, Winter Haven, FL</p> <p>Thu Mar 09 2006, 1:05 PM EST Att: 3,666 - Partly Cloudy - 75 F</p> <p>livebaseballscorecards.com</p> <p>AB 38 R 5 H 13 RBI 4 BB 1 SO 5 LOB 20</p>					
Damian Jackson, R OBP: 0.385, SLG: 0.273										5	1	2	2	0	1	3						
Daryle Ward, L OBP: 0.200, SLG: 0.389										5	0	0	0	0	1	7						
Frank Diaz, R OBP: 0.357, SLG: 0.462										4	0	0	0	0	2							
Marlon Anderson, L OBP: 0.333, SLG: 0.560										4	2	2	1	0	1	1						
Royce Clayton, R OBP: 0.300, SLG: 0.235 Bernie Castro, S										3	0	1	0	0	1	1						
Brendan Harris, R OBP: 0.286, SLG: 0.300										4	0	2	1	0	1	1						
74 Cristian Guerrero, R OBP: 0.333, SLG: 0.333										4	1	2	0	0	0	1						
27 Mike DiFelice, R OBP: 0.438, SLG: 0.400 67 Erick San Pedro, R OBP: 0.071, SLG: 0.077										3	0	2	0	0	0	0						
										1	0	0	0	0	0	0						
<b>Inning Stats</b>	R: 3 E: 1 K: 0 S: 7	H: 4 LOB: 2 BB: 1 P: 11	R: 0 E: 0 K: 0 S: 5	H: 3 LOB: 2 BB: 0 P: 5	R: 1 E: 0 K: 1 S: 7	H: 2 LOB: 1 BB: 0 P: 7	R: 0 E: 0 K: 0 S: 4	H: 1 LOB: 1 BB: 0 P: 4	R: 0 E: 0 K: 1 S: 5	H: 0 LOB: 1 BB: 0 P: 6	R: 1 E: 0 K: 1 S: 8	H: 2 LOB: 1 BB: 0 P: 8	R: 0 E: 0 K: 1 S: 5	H: 0 LOB: 0 BB: 0 P: 5	R: 0 E: 0 K: 0 S: 3	H: 0 LOB: 0 BB: 0 P: 3	R: 0 E: 0 K: 1 S: 7	H: 1 LOB: 1 BB: 0 P: 7	1B: 11 2B: 0 3B: 1 HR: 1	SF: 0 SAC: 0 DP: 1 HBP: 1	WP: 0 PB: 0 SB: 2 CS: 0	PA: 40
<b>PITCHER</b>	IP WLS BF H R ER SO BB IBB HBP BLK WP HR S P ERA WHIP																					
Jason Johnson, R ERA: 6.0	(1, 1) 3.0 0 17 9 4 4 1 1 0 0 0 0 0 1 19 23 12.00 3.333																					
Jason Stanford, L ERA: 4.5	(4, 1) 2.0 0 8 1 0 0 1 0 0 0 0 0 0 0 9 10 0.00 0.500																					
Jason Davis, R ERA: 6.0	(6, 1) 2.0 W 8 2 1 1 2 0 0 0 0 0 0 0 0 13 13 4.50 1.000																					
Kazuhito Tadano, R ERA: 7.36	(8, 1) 1.0 0 3 0 0 0 0 0 0 0 0 0 0 0 3 3 0.00 0.000																					
70 Tony Sipp, L ERA:	(9, 1) 1.0 0 4 1 0 0 1 0 0 0 0 0 0 0 7 7 0.00 1.000																					
<b>Batter</b>	<b>1</b>	<b>2</b>	<b>3</b>	<b>4</b>	<b>5</b>	<b>6</b>	<b>7</b>	<b>8</b>	<b>9</b>	<b>AB</b>	<b>R</b>	<b>H</b>	<b>RBI</b>	<b>BB</b>	<b>SO</b>	<b>LOB</b>	<b>BOTTOM</b>					
24 Grady Sizemore, L OBP: 0.588, SLG: 0.929 62 Todd Donovan, R OBP: 0.071, SLG: 0.077										3	1	1	1	1	1	0	<p>Washington Nationals @ Cleveland Indians Chain of Lakes Park, Winter Haven, FL</p> <p>Thu Mar 09 2006, 1:05 PM EST Att: 3,666 - Partly Cloudy - 75 F</p> <p>livebaseballscorecards.com</p> <p>AB 36 R 10 H 12 RBI 10 BB 4 SO 9 LOB 18</p>					
Jason Michaels, R OBP: 0.313, SLG: 0.286 69 Ryan Mulhern, R OBP: 0.462, SLG: 1.000										4	1	2	4	0	1	0						
2 Jhonny Perella, R OBP: 0.438, SLG: 0.692 15 Ramón Vázquez, L OBP: 0.316, SLG: 0.388										3	1	0	0	1	1	3						
Ben Broussard, L OBP: 0.222, SLG: 0.294										5	1	1	1	0	2	2						
Jason Dubois, R OBP: 0.476, SLG: 0.667 25 Ryan Garko, R OBP: 0.522, SLG: 0.500										3	0	1	0	0	0	2						
30 Andy Marte, R OBP: 0.471, SLG: 0.938 64 Jose Flores, R OBP: 0.500, SLG: 0.333										2	0	1	0	0	0	1						
66 Jake Gautreau, L OBP: 0.333, SLG: 0.417 Joe Inglett, L OBP: 0.357, SLG: 0.273										2	0	0	0	0	1	2						
38 Franklin Gutierrez, R OBP: 0.444, SLG: 0.167 Brad Snyder, L OBP: 0.176, SLG: 0.133										1	1	0	0	0	0	1						
11 Einar Diaz, R OBP: 0.385, SLG: 0.417 13 Tim Laker, R OBP: 0.500, SLG: 0.429										3	2	2	1	0	0	0						
										1	1	1	0	0	0	0						
<b>Inning Stats</b>	R: 0 E: 0 K: 1 S: 5	H: 0 LOB: 0 BB: 0 P: 5	R: 0 E: 0 K: 0 S: 4	H: 1 LOB: 1 BB: 0 P: 4	R: 0 E: 0 K: 1 S: 5	H: 0 LOB: 0 BB: 0 P: 5	R: 0 E: 0 K: 2 S: 7	H: 0 LOB: 0 BB: 0 P: 7	R: 0 E: 0 K: 1 S: 5	H: 1 LOB: 1 BB: 0 P: 5	R: 9 E: 0 K: 1 S: 12	H: 7 LOB: 3 BB: 3 P: 25	R: 0 E: 1 K: 1 S: 6	H: 0 LOB: 2 BB: 1 P: 10	R: 1 E: 0 K: 2 S: 10	H: 3 LOB: 2 BB: 0 P: 10	R: 0 E: 0 K: 1 S: 7	H: 1 LOB: 1 BB: 0 P: 7	1B: 9 2B: 4 3B: 0 HR: 0	SF: 0 SAC: 0 DP: 1 HBP: 1	WP: 0 PB: 0 SB: 0 CS: 1	PA: 41
<b>PITCHER</b>	IP WLS BF H R ER SO BB IBB HBP BLK WP HR S P ERA WHIP																					
40 Billy Traber, L ERA: 1.29	(1, 1) 1.0 0 3 1 0 0 1 0 0 0 0 0 0 0 5 5 0.00 1.000																					
57 Jason Bergmann, R ERA: 27.0	(6, 1) 0.0 0 5 3 5 5 0 2 0 0 0 0 0 0 3 11 ∞ ∞																					
37 Travis Hughes, R ERA: 18.0	(6, 1) 1.0 L 9 4 4 4 1 1 0 1 0 0 0 0 9 14 36.00 5.000																					
52 Saul Rivera, R ERA: 1.59	(7, 1) 1.2 0 10 3 1 1 3 1 0 0 0 0 0 0 15 19 5.40 2.400																					







Batter	1	2	3	4	5	6	7	8	9	AB	R	H	RBI	BB	SO	LOB	TOP																			
24 Grady Sizemore, L OBP: 0.550, SLG: 0.813 Joe Inglett, L OBP: 0.412, SLG: 0.357	F7		F9			BB 2B	P3			2	1	0	0	1	0	0	Cleveland Indians @ Tampa Bay Devil Rays Progress Energy Park, Home of Al Lang Field, St. Petersburg, FL Sat Mar 11 2006, 1:05 PM EST Att: 6,009 - Sunny - 84 F																			
Jason Michaels, R OBP: 0.316, SLG: 0.250 69 Ryan Mulhern, R OBP: 0.375, SLG: 0.786	K			B5		BB 2B	P4			2	1	0	0	1	1	0																				
2 Jhonny Peralla, R OBP: 0.421, SLG: 0.688 64 Jose Flores, R OBP: 0.250, SLG: 0.143	F8			G5-3		BB 1B		G4-3		3	1	1	2	0	0	0																				
Ben Broussard, L OBP: 0.238, SLG: 0.300 25 Ryan Garko, R OBP: 0.500, SLG: 0.429	F9			G1-3		HBP 1B		K		3	1	1	1	0	0	0																				
Aaron Boone, R OBP: 0.412, SLG: 0.533 30 Andy Marte, R OBP: 0.444, SLG: 0.882	F8				K			K		3	0	0	0	0	2	2																				
Jason Dubois, R OBP: 0.480, SLG: 0.600	BB				K	HBP 1B			F8	2	0	0	0	1	1	0																				
38 Franklin Gutierrez, R OBP: 0.435, SLG: 0.235 Brad Snyder, L OBP: 0.250, SLG: 0.125	P4				F7	E7 1B			G5-4-3 BB	3	0	1	2	0	0	1																				
Brandon Phillips, R OBP: 0.364, SLG: 0.500 Lou Merloni, R OBP: 0.500, SLG: 0.714	F9					G4-3 G5-3			G5-4-3	3	0	0	0	0	0	2																				
13 Tim Laker, R OBP: 0.364, SLG: 0.300 11 Einar Diaz, R OBP: 0.385, SLG: 0.417	F7				E5 BB 2B	G5-3				3	1	0	0	0	0	0																				
										0	0	0	0	0	0	0																				
<b>Inning Stats</b>	R: 0 E: 0 K: 1 S: 5	H: 0 LOB: 0 BB: 0 P: 5	R: 0 E: 0 K: 0 S: 3	H: 0 LOB: 1 BB: 1 P: 7	R: 0 E: 0 K: 0 S: 3	H: 0 LOB: 0 BB: 0 P: 3	R: 0 E: 0 K: 0 S: 3	H: 0 LOB: 0 BB: 0 P: 3	R: 0 E: 0 K: 2 S: 7	H: 0 LOB: 0 BB: 0 P: 7	R: 5 E: 2 K: 1 S: 9	H: 3 LOB: 2 BB: 2 P: 18	R: 0 E: 0 K: 0 S: 3	H: 0 LOB: 0 BB: 0 P: 3	R: 0 E: 0 K: 2 S: 7	H: 0 LOB: 0 BB: 0 P: 7	R: 0 E: 0 K: 0 S: 2	H: 0 LOB: 0 BB: 1 P: 6	1B: 2 2B: 1 3B: 0 HR: 0	SF: 0 SAC: 0 DP: 1 HBP: 1	WP: 0 PB: 0 SB: 0 CS: 0	PA: 35														
<b>PITCHER</b>	IP	WLS	BF	H	R	ER	SO	BB	IBB	HBP	BLK	WP	HR	S	P	ERA	WHIP	<b>PITCHER</b>		IP	WLS	BF	H	R	ER	SO	BB	IBB	HBP	BLK	WP	HR	S	P	ERA	WHIP
44 Doug Waechter, R ERA: 3.39	3.0		10	0	0	0	1	1	0	0	0	0	0	11	15	0.00	0.333	75 Tony Peguero, R ERA: 7.1		2.0		6	0	0	0	2	0	0	0	0	0	10	10	0.00	0.000	
Rudy Lugo, R ERA: 3.39	1.0		3	0	0	0	0	0	0	0	0	0	0	3	3	0.00	0.000	76 Jose Rodriguez, R ERA: 9.1		1.0		3	0	0	0	0	1	0	0	0	0	2	6	0.00	1.000	
53 Juan Salas, R ERA: 13.5	1.0		3	0	0	0	2	0	0	0	0	0	0	7	7	0.00	0.000																			
Carlos Hines, R ERA: 13.5	0.1	L	5	1	4	3	0	2	0	0	0	0	0	3	11	81.00	9.000																			
74 J.B. Madrid, R ERA: 3.39	0.2	L	5	2	1	0	1	0	0	1	0	0	0	6	7	0.00	3.000																			

Batter	1	2	3	4	5	6	7	8	9	AB	R	H	RBI	BB	SO	LOB	BOTTOM																			
Julio Lugo, R OBP: 0.438, SLG: 0.615 66 Mike Rose, S	BB			13 HBP 1B	1-H 2-H 2B	K			G1-3	3	0	2	2	1	1	0	Cleveland Indians @ Tampa Bay Devil Rays Progress Energy Park, Home of Al Lang Field, St. Petersburg, FL Sat Mar 11 2006, 1:05 PM EST Att: 6,009 - Sunny - 84 F																			
13 Carl Crawford, L OBP: 0.133, SLG: 0.143 2 B.J. Upton, R OBP: 0.238, SLG: 0.333	K			B4-3			K		G6-3	2	0	0	0	0	1	2																				
5 Rocco Baldelli, R OBP: 0.300, SLG: 0.368	F7			HBP			G1-3			4	1	1	0	0	1	3																				
Travis Lee, L OBP: 0.238, SLG: 0.381	F9						G3			4	0	0	0	0	1	4																				
Damon Hollins, R OBP: 0.458, SLG: 0.571 Delmon Young, R OBP: 0.263, SLG: 0.125	F9			F8		S 1B		G5-3		3	0	1	1	0	0	2																				
67 Elijah Dukes, R OBP: 0.588, SLG: 0.833 Wes Bankston, R OBP: 0.500, SLG: 1.000	E5 G6-3 24 1B				10 FC3-2 3B			F9		3	1	1	0	0	1	1																				
Toby Hall, R OBP: 0.417 1 Fernando Cortez, L OBP: 0.333, SLG: 0.143	G6-3			P6			F7			3	0	0	0	0	0	3																				
24 Sean Burroughs, L OBP: 0.222, SLG: 0.125 39 Darrell McDonald, R OBP: 0.333, SLG: 0.286					10 FC3-2 2B HBP			G1-3		2	1	1	1	0	0	0																				
10 Luis Ordez, R OBP: 0.375, SLG: 0.500	F9			FC3-2 2B				K		3	1	0	0	0	1	3																				
										3	1	0	0	0	1	3																				
<b>Inning Stats</b>	R: 0 E: 0 K: 1 S: 5	H: 0 LOB: 1 BB: 1 P: 9	R: 1 E: 1 K: 0 S: 6	H: 1 LOB: 1 BB: 0 P: 6	R: 0 E: 0 K: 1 S: 6	H: 1 LOB: 2 BB: 0 P: 7	R: 2 E: 0 K: 0 S: 5	H: 2 LOB: 1 BB: 0 P: 6	R: 1 E: 0 K: 2 S: 9	H: 2 LOB: 1 BB: 0 P: 11	R: 0 E: 0 K: 2 S: 7	H: 0 LOB: 0 BB: 0 P: 7	R: 0 E: 0 K: 1 S: 5	H: 0 LOB: 0 BB: 0 P: 5	R: 0 E: 0 K: 0 S: 3	H: 0 LOB: 0 BB: 0 P: 3	R: 0 E: 1 K: 0 S: 4	H: 0 LOB: 1 BB: 0 P: 4	1B: 4 2B: 1 3B: 1 HR: 0	SF: 0 SAC: 1 DP: 0 HBP: 2	WP: 0 PB: 0 SB: 4 CS: 0	PA: 38														
<b>PITCHER</b>	IP	WLS	BF	H	R	ER	SO	BB	IBB	HBP	BLK	WP	HR	S	P	ERA	WHIP	<b>PITCHER</b>		IP	WLS	BF	H	R	ER	SO	BB	IBB	HBP	BLK	WP	HR	S	P	ERA	WHIP
31 Cliff Lee, L ERA: 5.0	4.0		20	4	3	2	2	1	0	0	0	0	0	16	18	4.50	1.250	59 Matt Miller, R ERA: 1.5		2.0	W	8	2	1	1	4	0	0	0	0	0	0	16	18	4.50	1.000
Jason Davis, R ERA: 4.5	2.0	H	6	0	0	0	1	0	0	0	0	0	0	8	8	0.00	0.000	53 Rafael Perez, L ERA: 3.0		1.0	S	4	0	0	0	0	0	0	0	0	4	4	0.00	0.000		













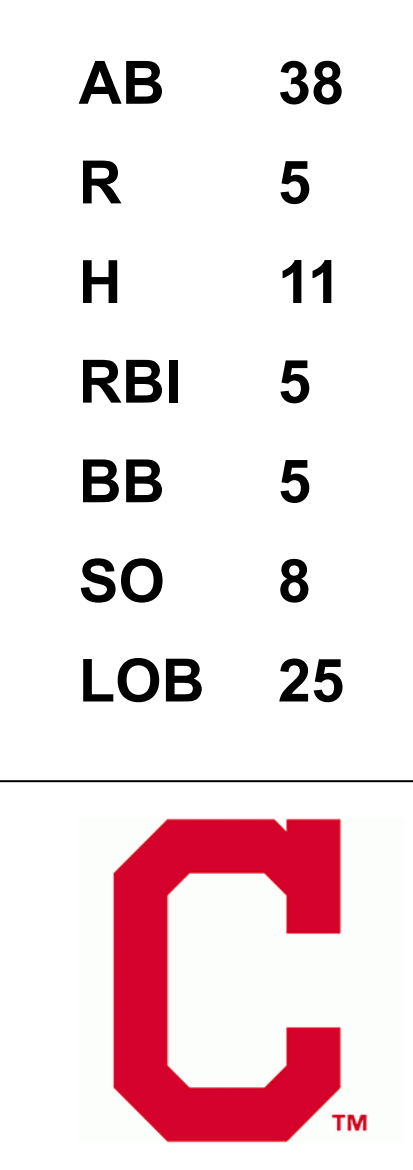


Batter	1	2	3	4	5	6	7	8	9	AB	R	H	RBI	BB	SO	LOB	TOP									
4 Ryan Roberts, R OBP: 0.310, SLG: 0.500 (1, 4)	F9		L8		L4		K			5	1	1	2	1	1	1	<b>Toronto Blue Jays @ Cleveland Indians</b> Chain of Lakes Park, Winter Haven, FL Tue Mar 14 2006, 1:05 PM EST Att: 3,402 - Sunny - 81 F									
Sergio Santos, R OBP: 0.292, SLG: 0.409 Shaun Skrehot, R (7, 6)	F8		G4-6-3 1B		G4-3		P3			4	0	1	0	0	0	0										
John Ford Griffin, L OBP: 0.241, SLG: 0.333 Rob Cosby, R (7, 7)			G4-6-3 1B					K	G5-3	3	0	2	0	0	0	1										
43 Kevin Barker, L OBP: 0.353, SLG: 0.548 49 Erik Kratz, R OBP: 0.600, SLG: 2.200 (8, PH) (8, 3)	G4-3			G1-3	K					3	0	0	0	0	1	2										
23 John Hattig, S OBP: 0.100, SLG: 0.150 27 Brad Hassey, R (8, 5)		G4-3		G4-3		E6 FC6-4		L9		4	0	0	0	0	0	0										
Guillermo Quiroz, R OBP: 0.176, SLG: 0.375 51 Mike Mahoney, R OBP: 1.000, SLG: 4.000 (1, 2) (6, 2)	F9			F7		FC6-4 21 1B				3	0	0	0	0	0	1										
21 Chad Mottola, R OBP: 0.750, SLG: 1.333 35 Ron Davenport, L OBP: 0.750, SLG: 1.333 (1, 9) (7, 9)										2	1	2	1	1	0	0										
59 Curtis Thigpen, R OBP: 0.323, SLG: 0.414 (1, 10)										2	1	1	0	1	0	0										
Miguel Negron, L OBP: 0.383, SLG: 0.538 39 Justin Singleton, L OBP: 0.500, SLG: 0.250 (1, 8) (7, 8)	F8									3	1	2	2	0	0	2										
<b>Inning Stats</b>	R: 0 E: 0 K: 0 S: 4	H: 1 LOB: 1 BB: 0 P: 4	R: 0 E: 0 K: 0 S: 4	H: 1 LOB: 2 BB: 1 P: 8	R: 0 E: 0 K: 0 S: 3	H: 1 LOB: 0 BB: 0 P: 3	R: 0 E: 0 K: 0 S: 3	H: 0 LOB: 0 BB: 0 P: 3	R: 3 E: 0 K: 1 S: 9	H: 4 LOB: 1 BB: 0 P: 9	R: 0 E: 1 K: 0 S: 4	H: 1 LOB: 1 BB: 0 P: 4	R: 0 E: 0 K: 1 S: 5	H: 1 LOB: 0 BB: 0 P: 5	R: 1 E: 0 K: 1 S: 6	H: 1 LOB: 2 BB: 0 P: 14		R: 7 E: 0 K: 1 S: 10	H: 5 LOB: 2 BB: 4 P: 26	1B: 7 2B: 1 3B: 2 HR: 5	SF: 0 SAC: 0 DP: 2 HBP: 0	WP: 0 PB: 1 SB: 0 CS: 1	PA: 47			
<b>PITCHER</b>	IP	WLS	BF	H	R	ER	SO	BB	IBB	HBP	BLK	WP	HR	S	P	ERA		WHIP								
Jason Johnson, R ERA: 3.6 (1, 1)	4.0		15	3	0	0	0	1	0	0	0	0	0	14	18	0.00		1.000								
Bob Wickman, R ERA: 8.75 (5, 1)	1.0		7	4	3	3	1	0	0	0	0	0	2	9	9	27.00	4.000									
Jason Davis, R ERA: 4.0 (6, 1)	1.0	H	4	1	0	0	0	0	0	0	0	0	0	4	4	0.00	1.000									
59 Matt Miller, R ERA: 1.5 (7, 1)	1.0	H	3	1	0	0	1	0	0	0	0	0	0	5	5	0.00	1.000									
Jason Stanford, L ERA: 13.5 (8, 1)	1.1	L	12	4	6	6	1	4	0	0	0	0	2	10	26	40.50	6.000									
46 Ben Howard, R ERA: 2.7 (9, 1)	0.2		6	2	2	1	1	2	0	0	0	0	0	1	14	13.50	6.000									

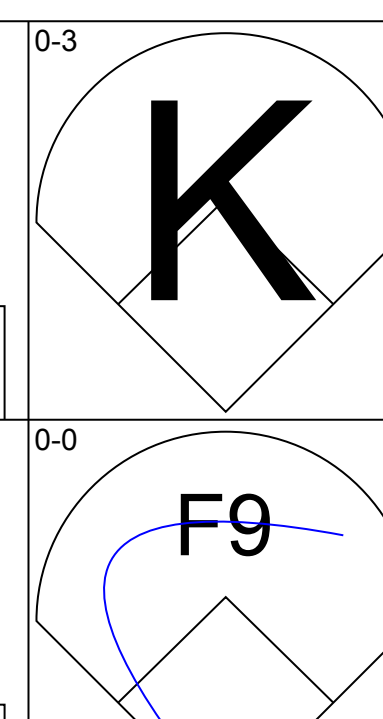
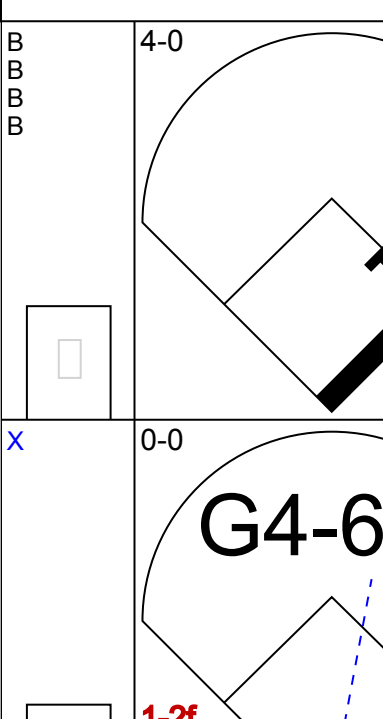
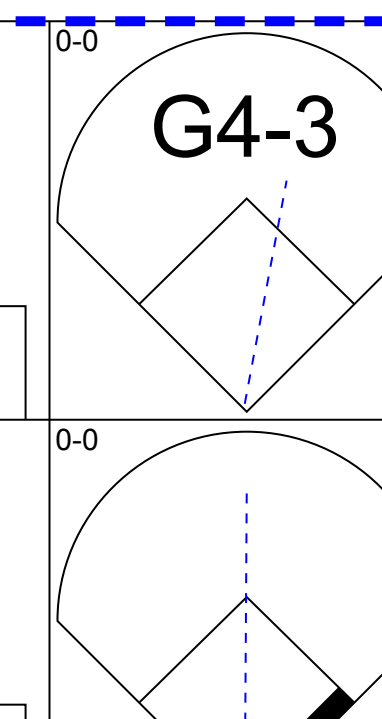
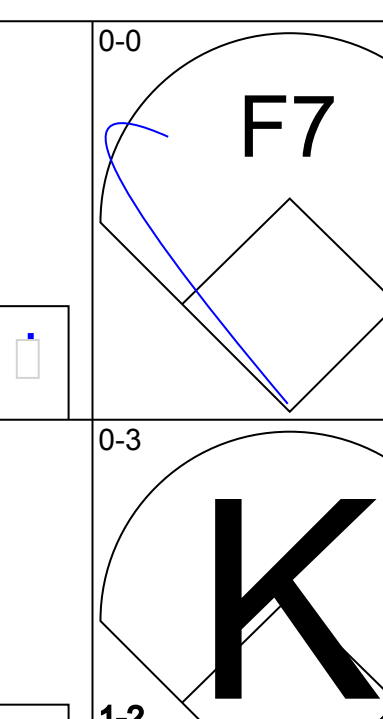
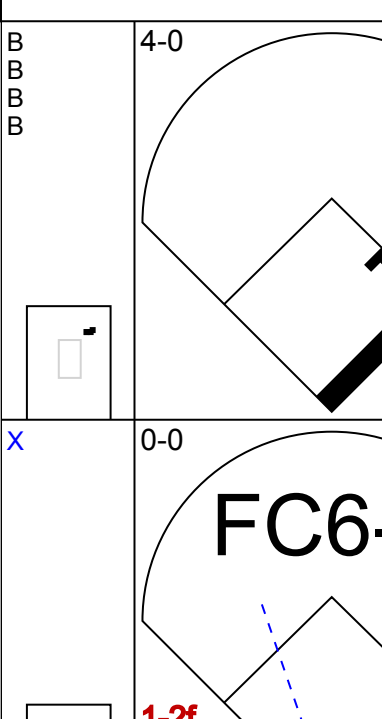
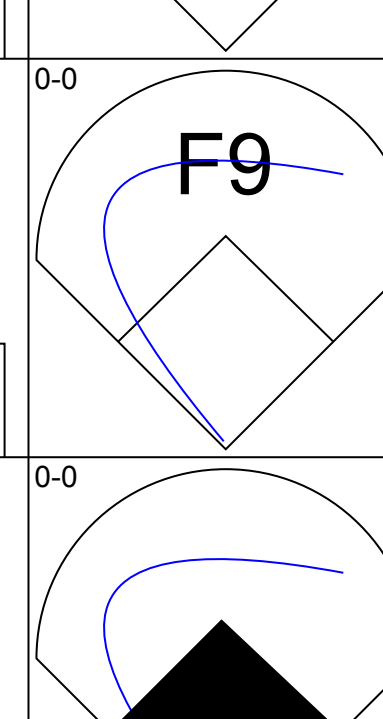
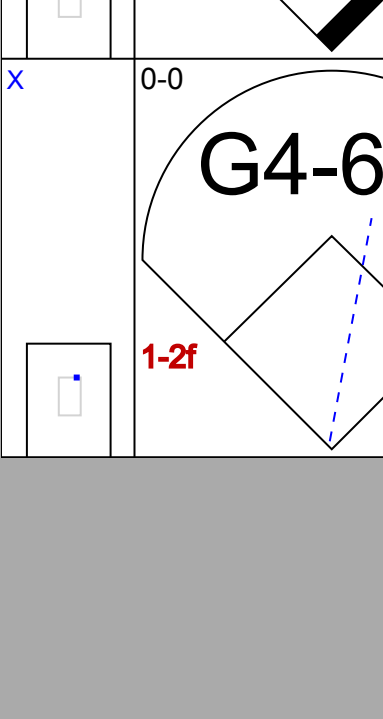
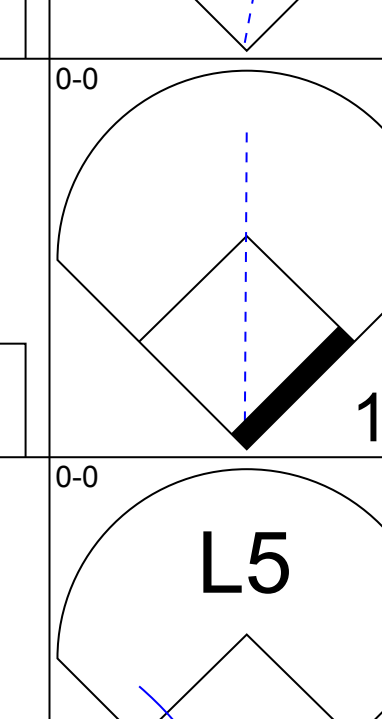
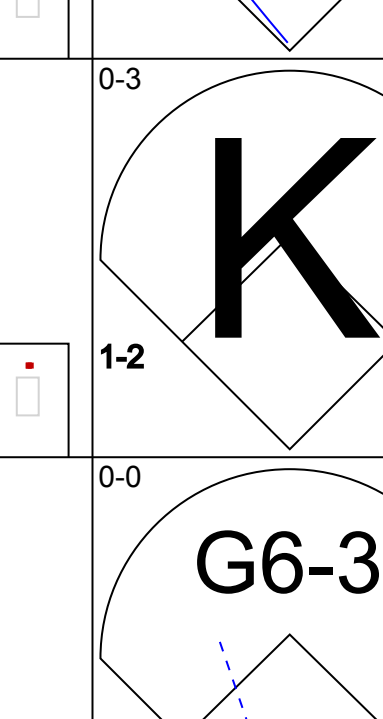
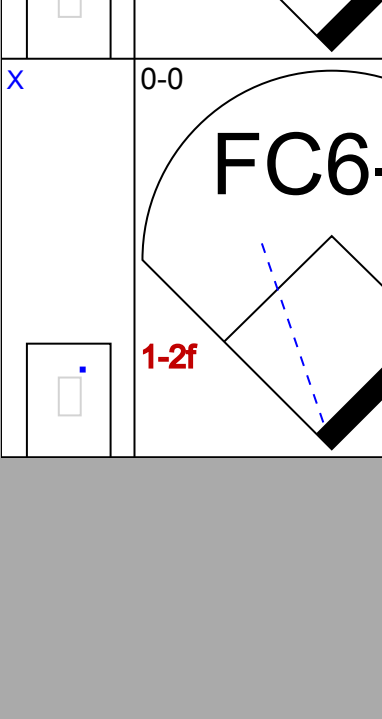
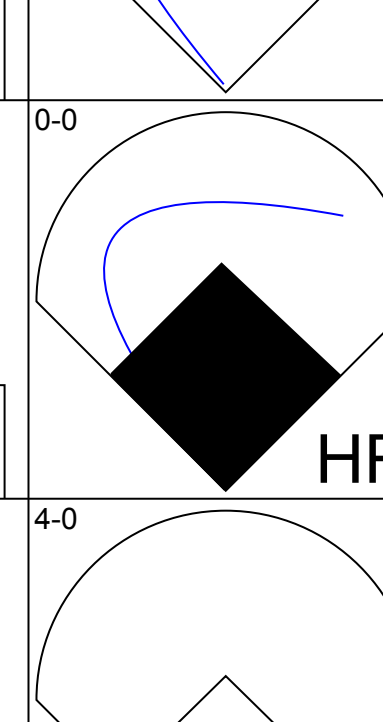
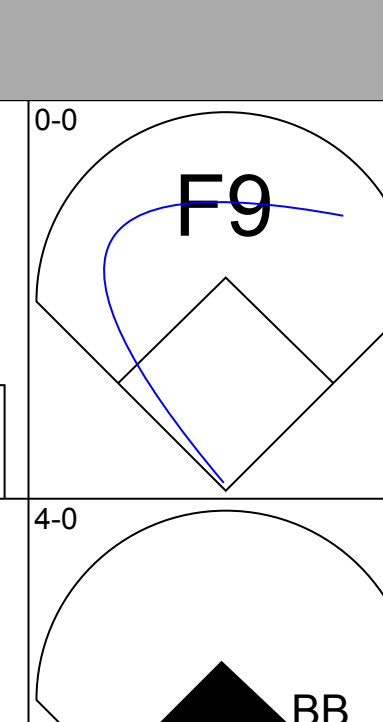
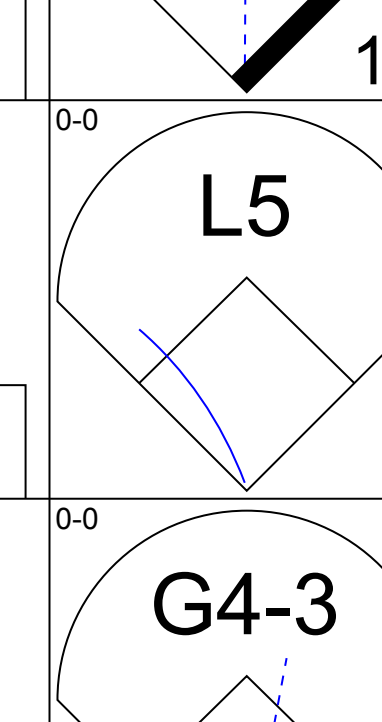
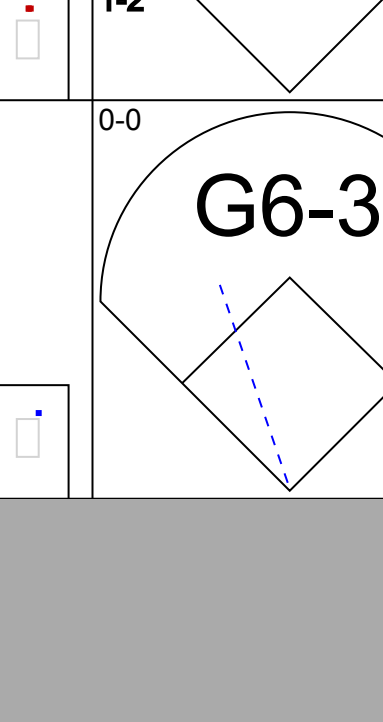
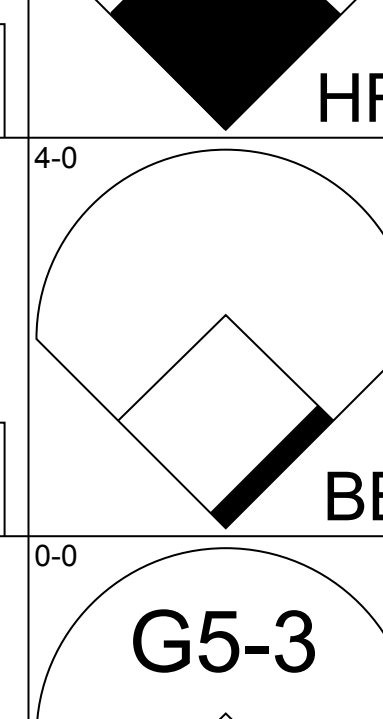
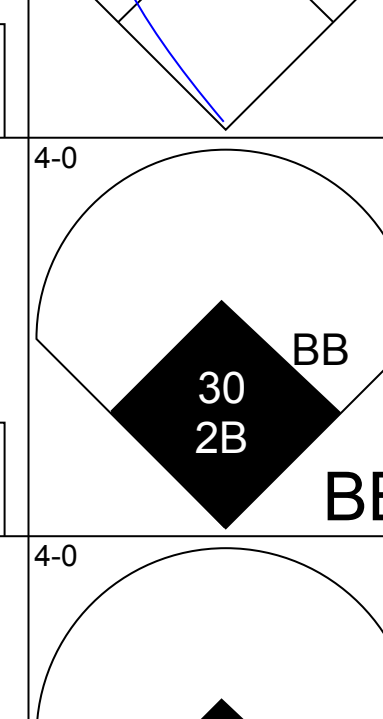
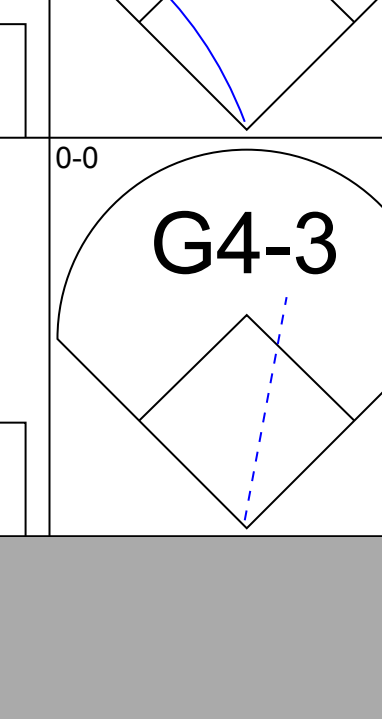
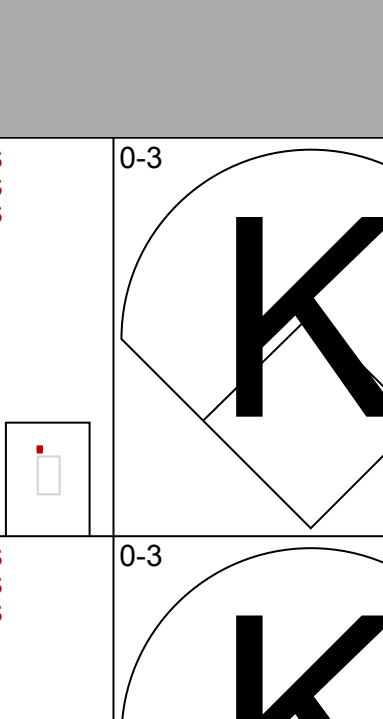
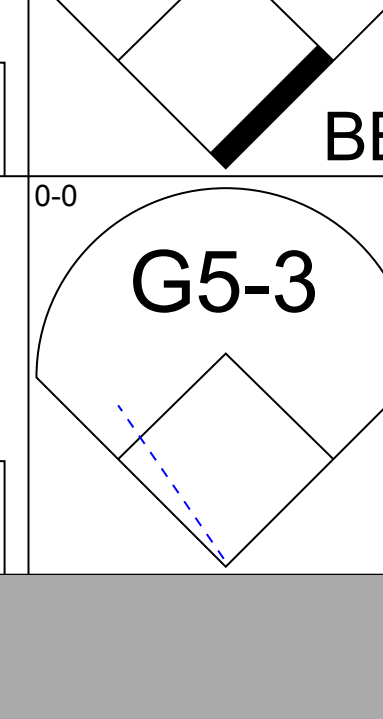
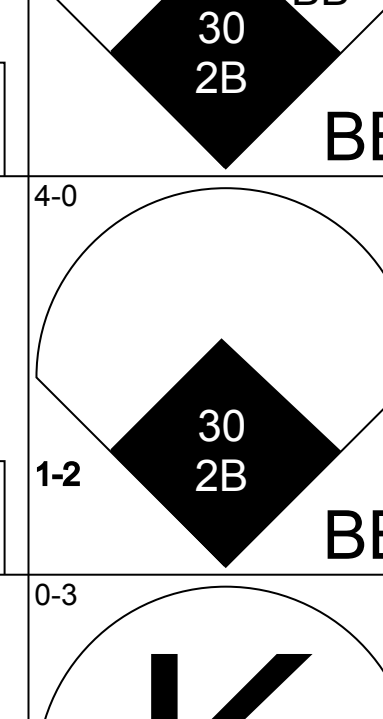
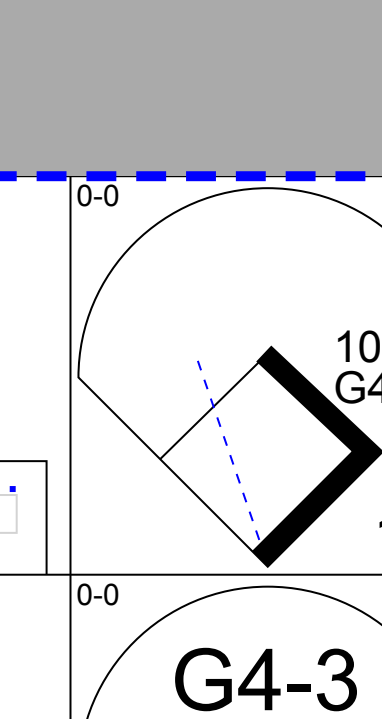
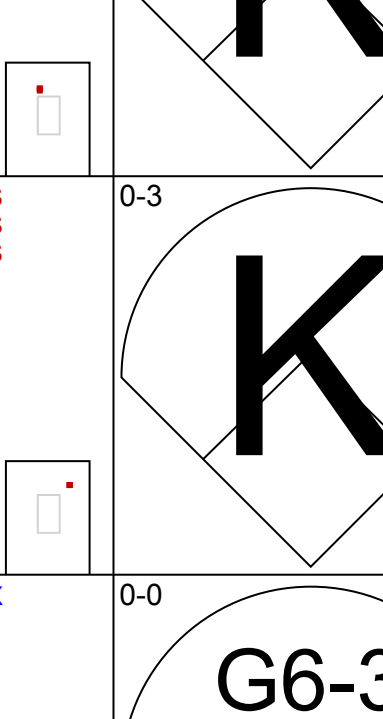
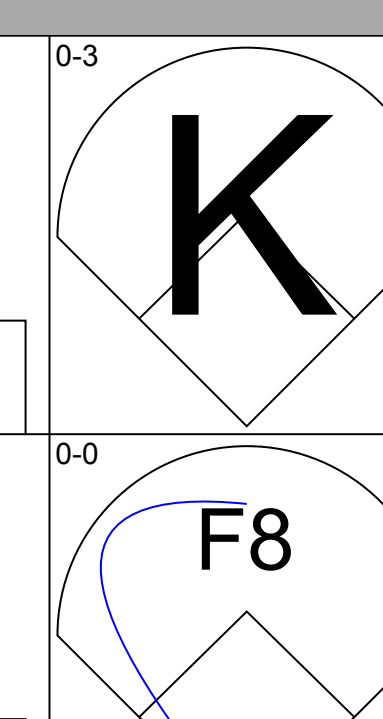
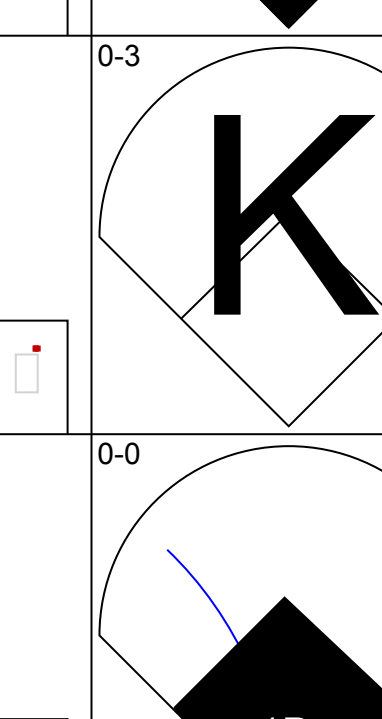
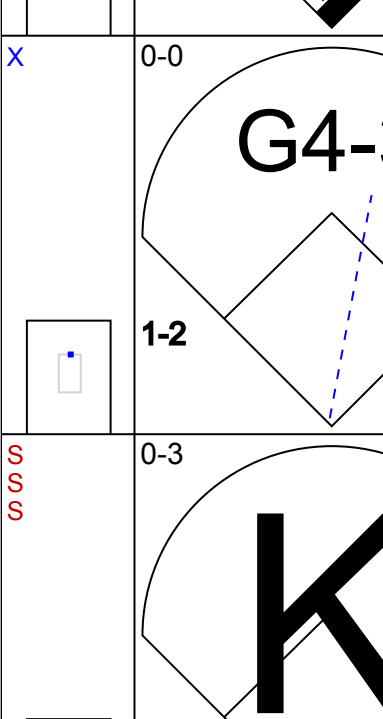
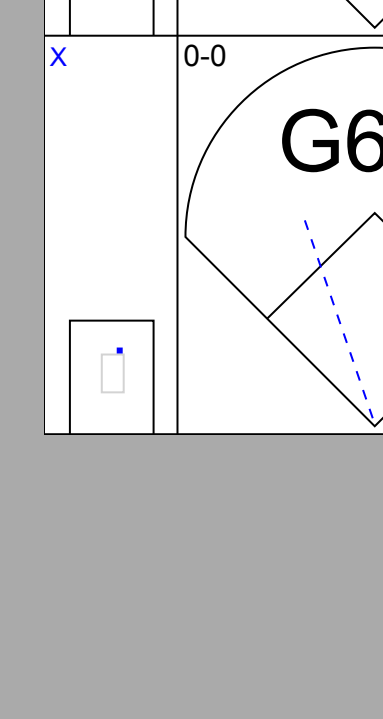
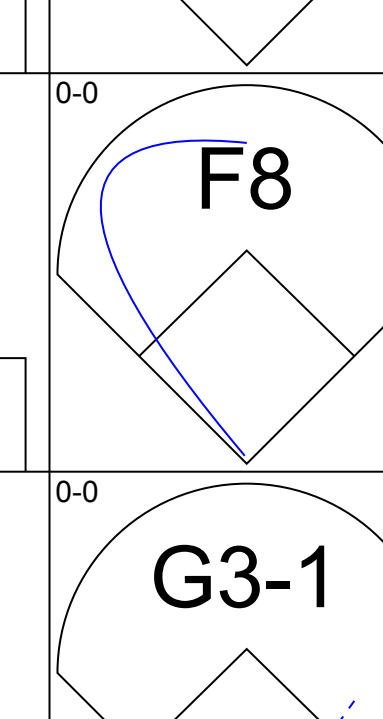
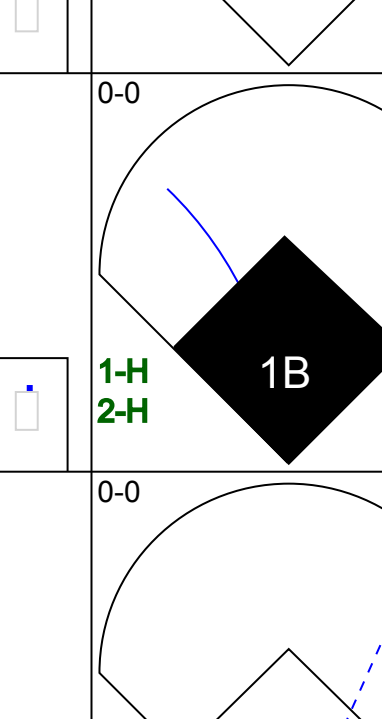
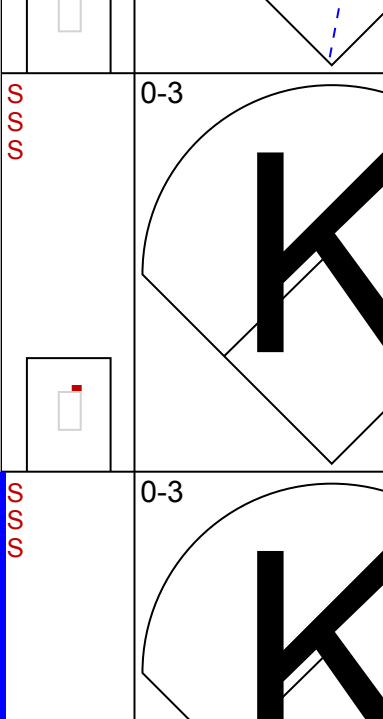

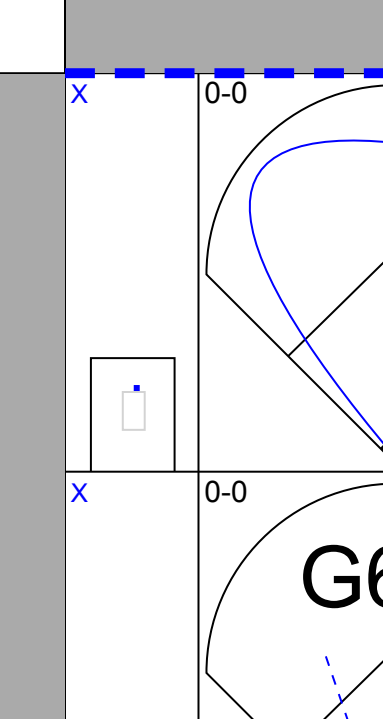
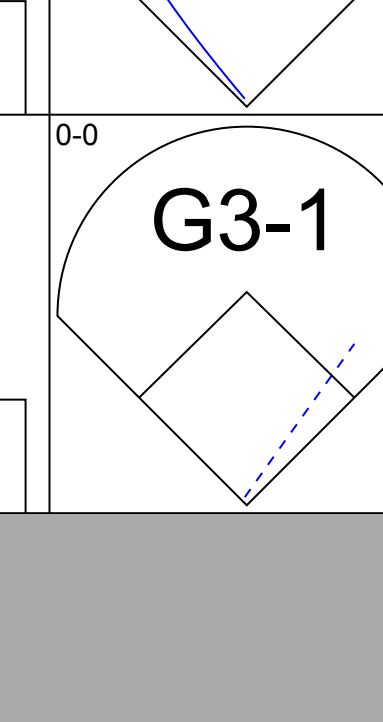
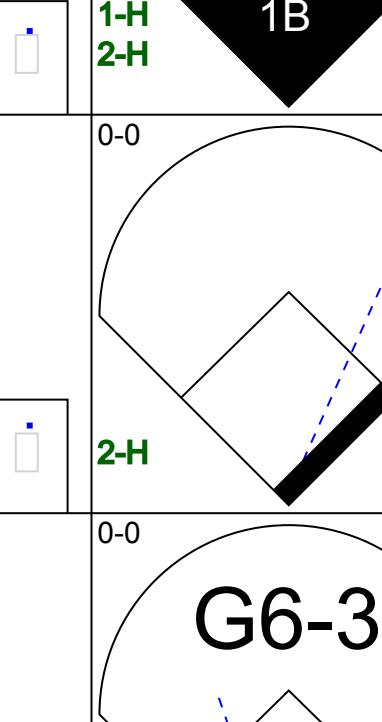
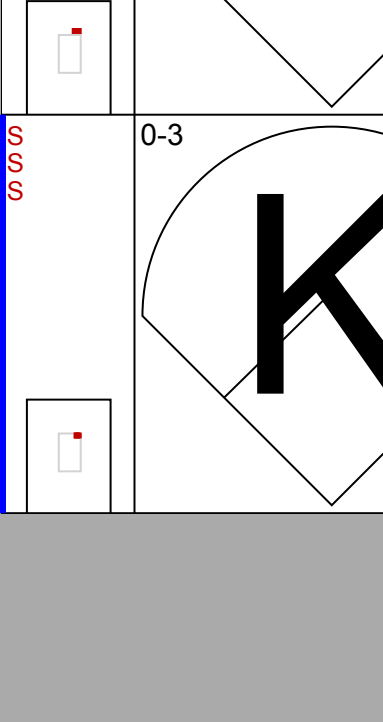

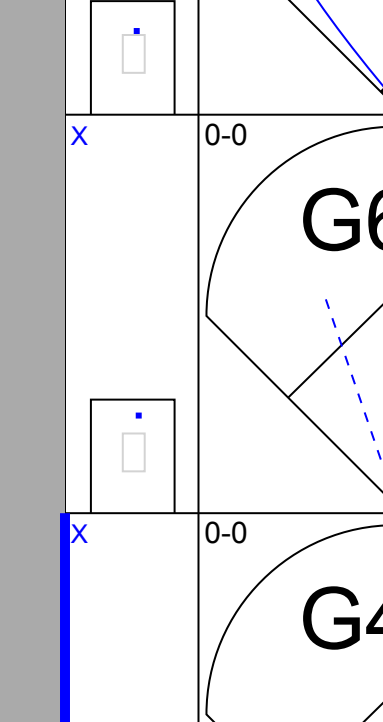
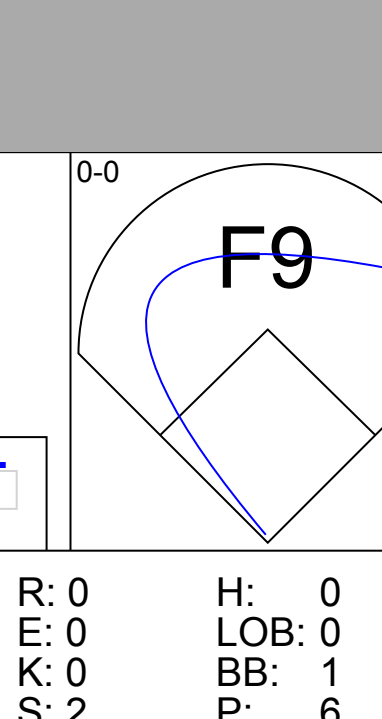
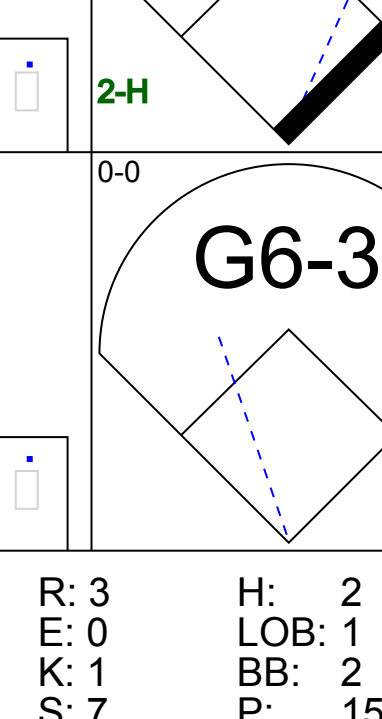

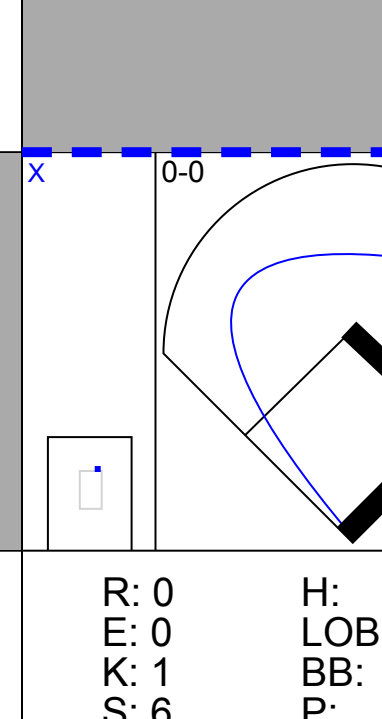
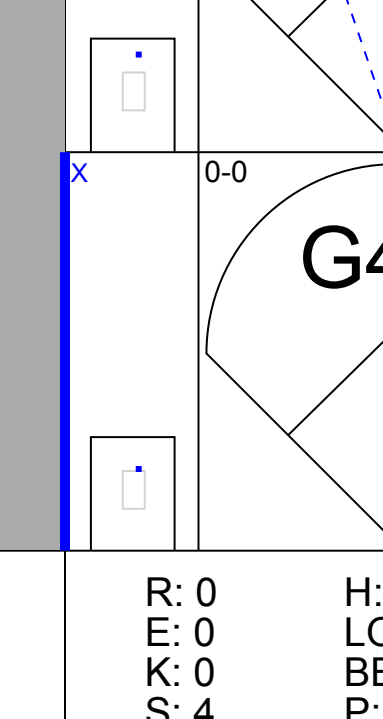
AB	40
R	11
H	15
RBI	10
BB	7
SO	4
LOB	15

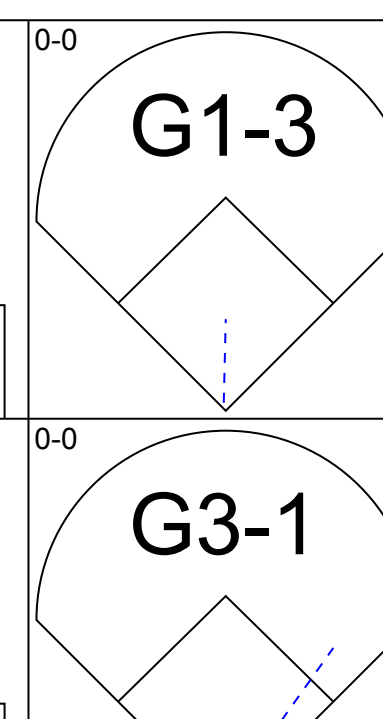
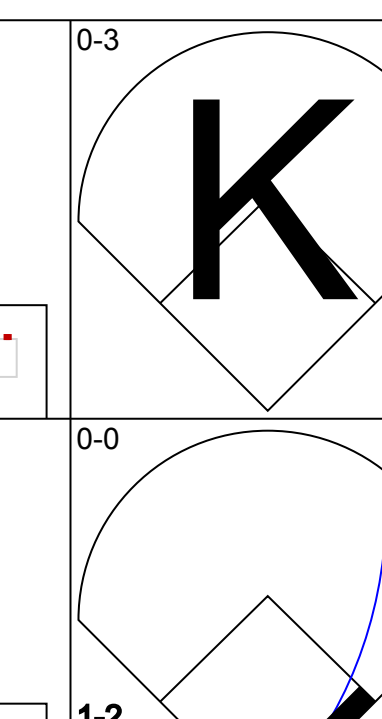
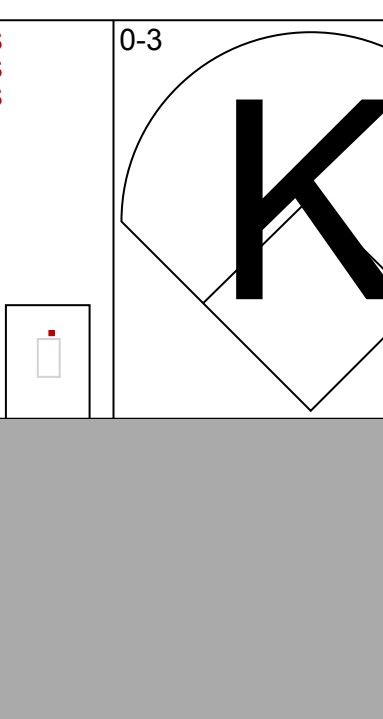
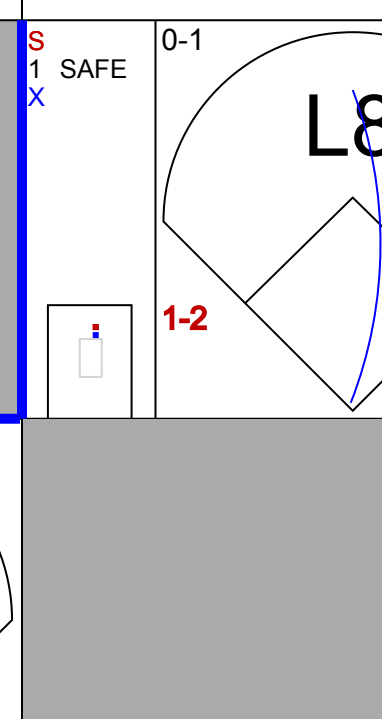
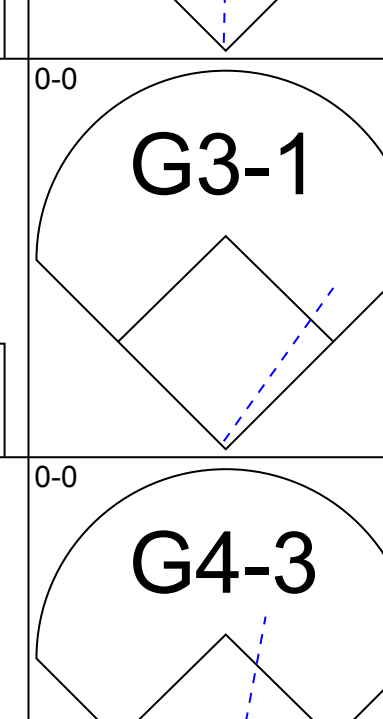
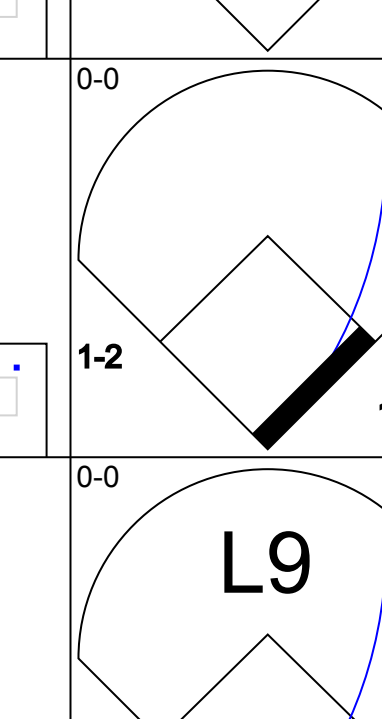
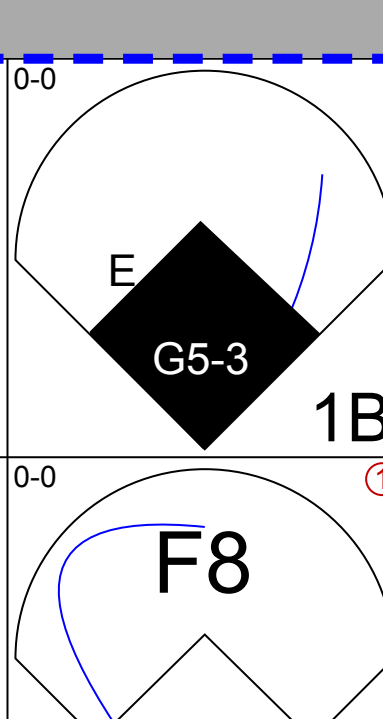
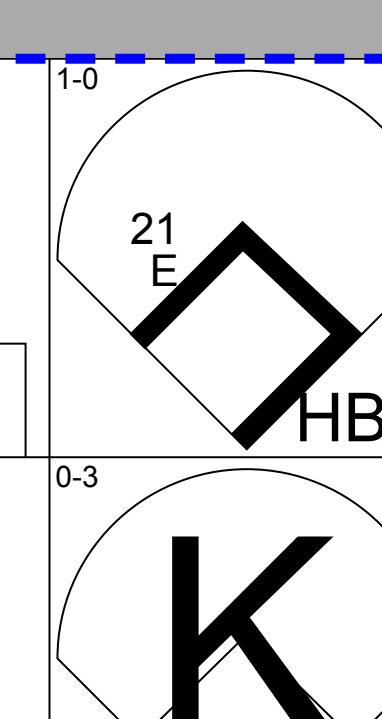
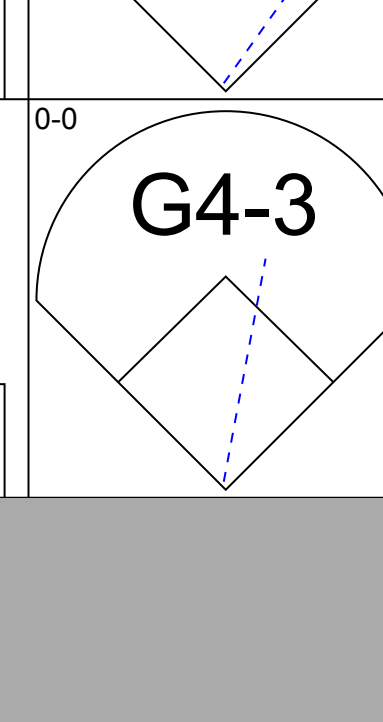
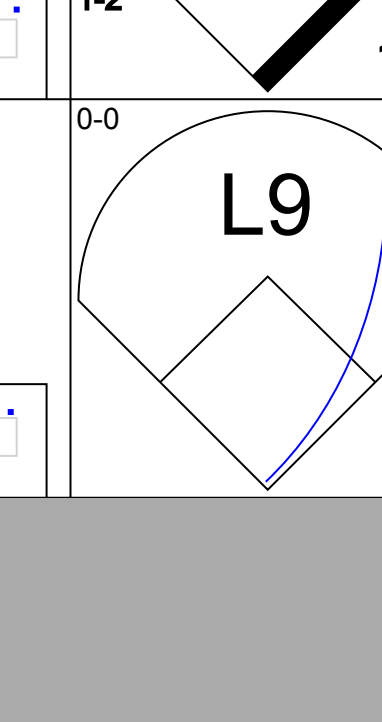
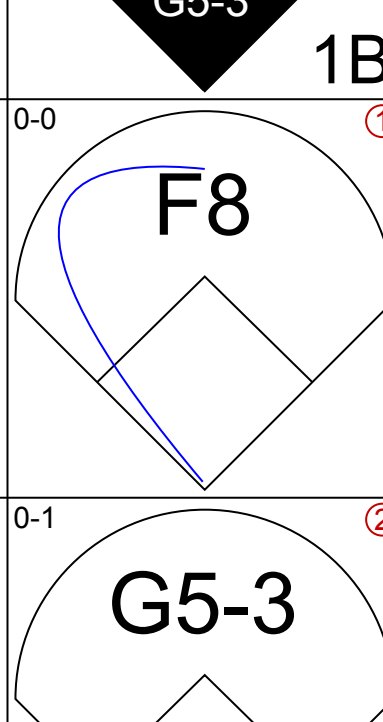
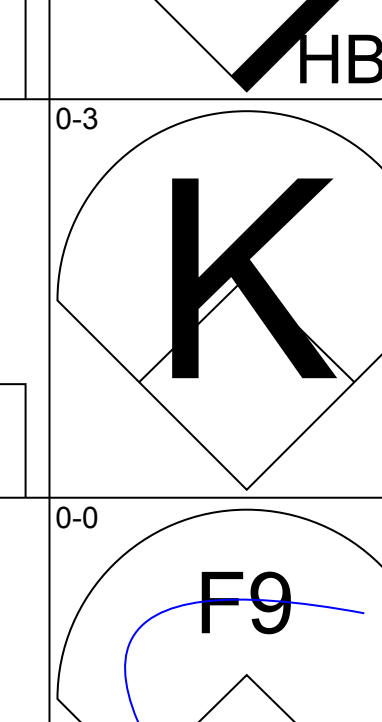
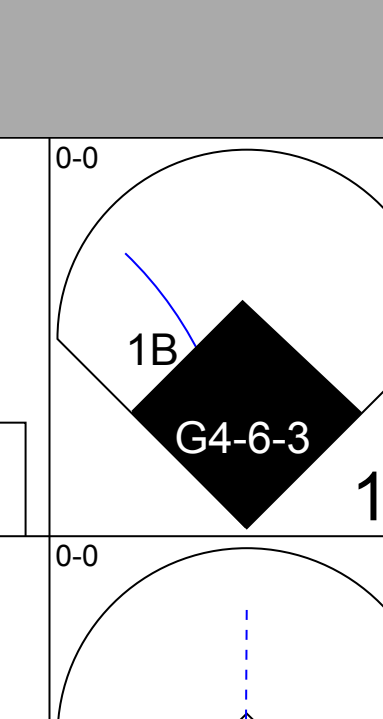
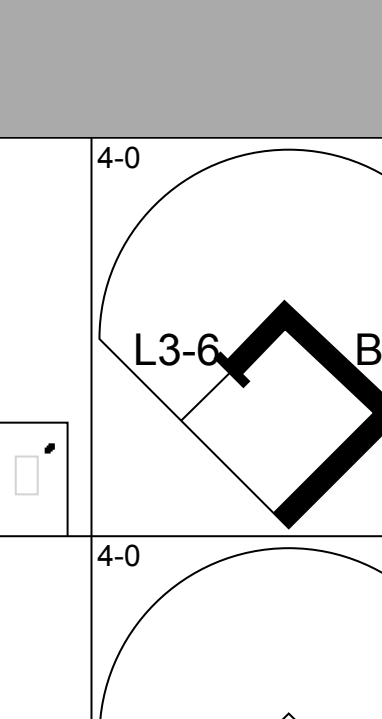
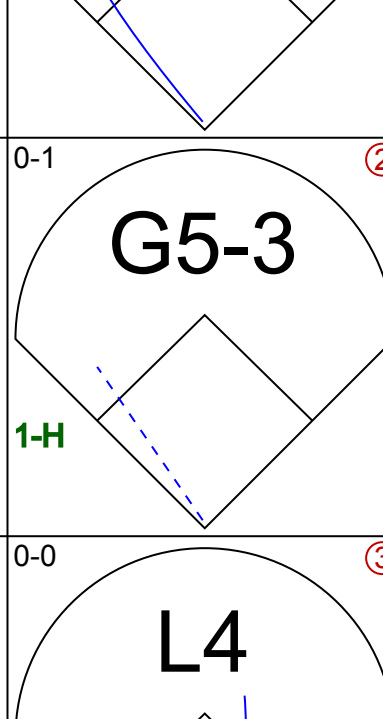
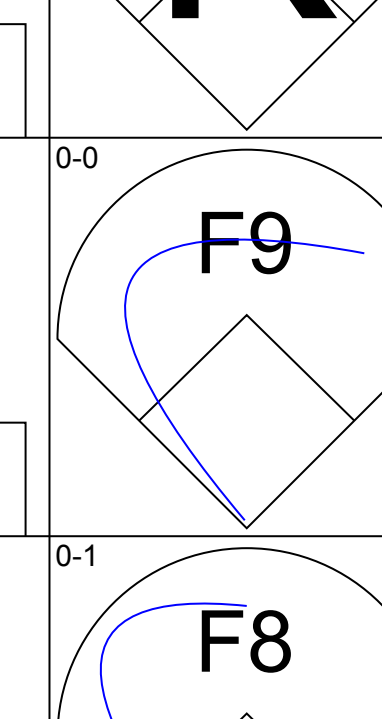
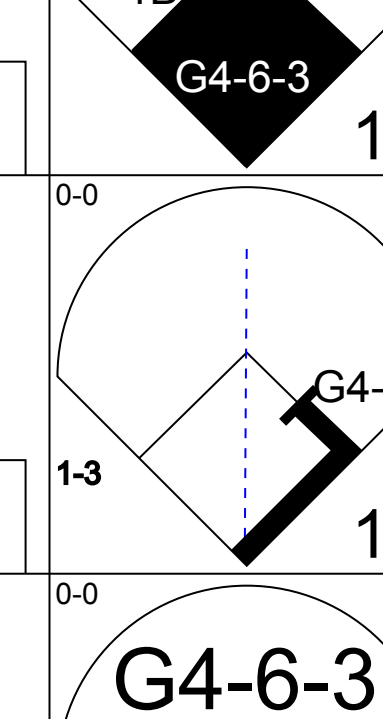
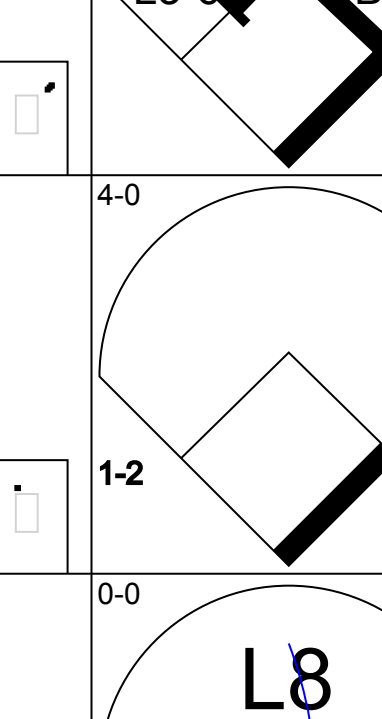
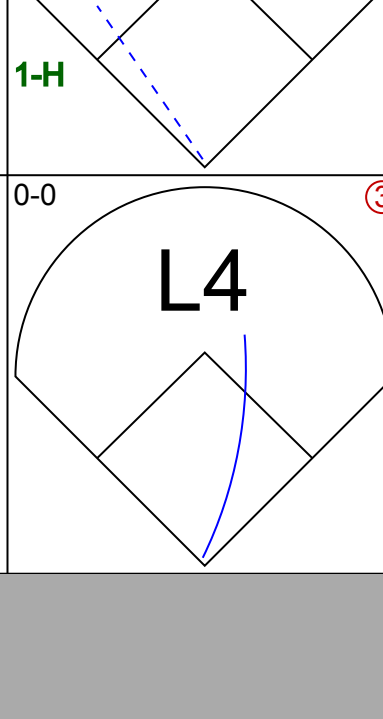
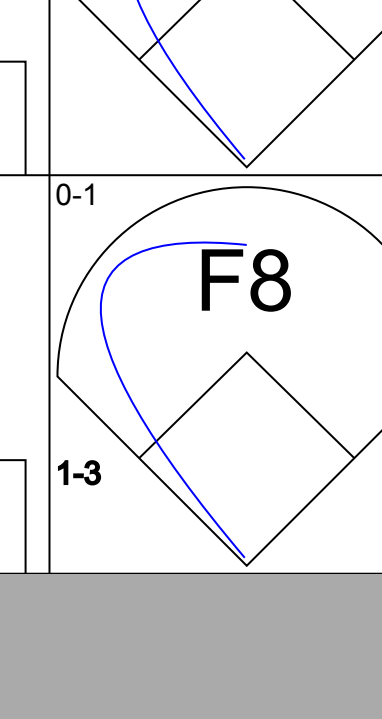
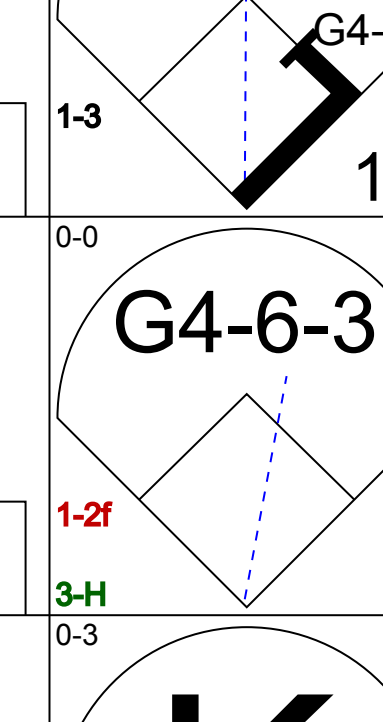
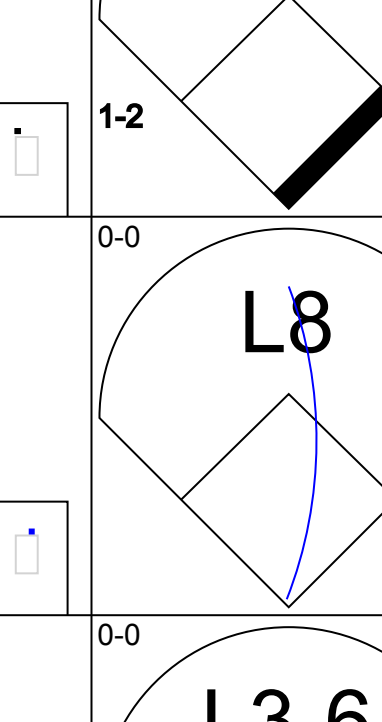
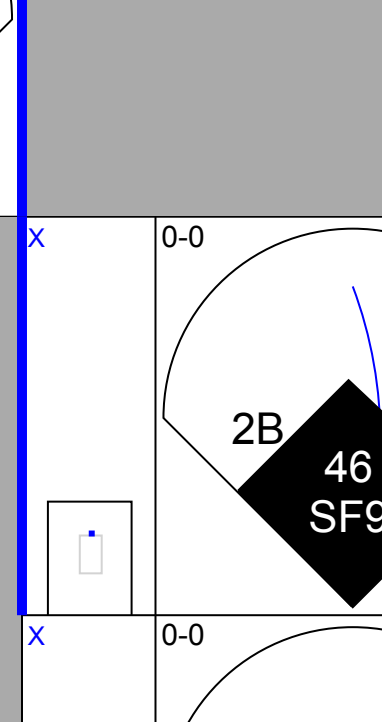
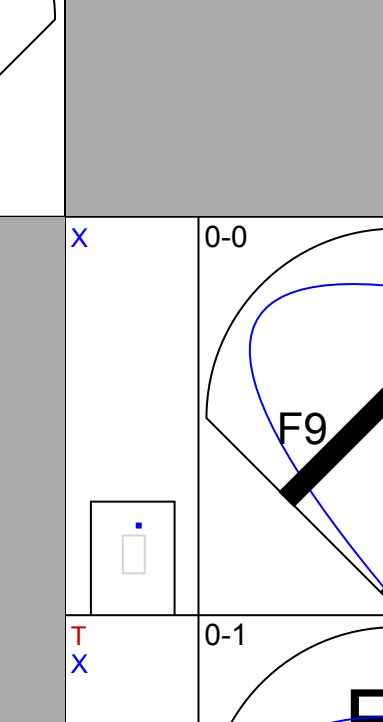
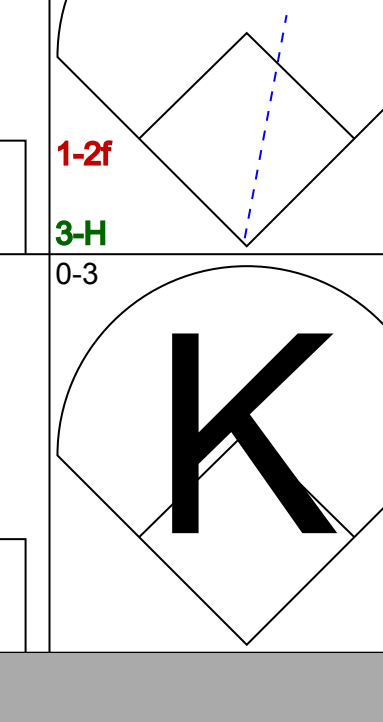
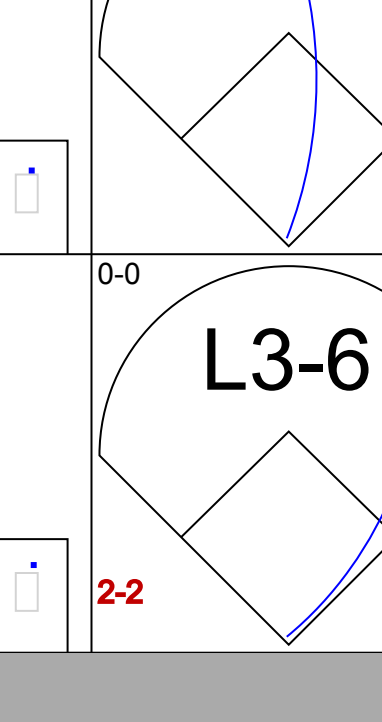
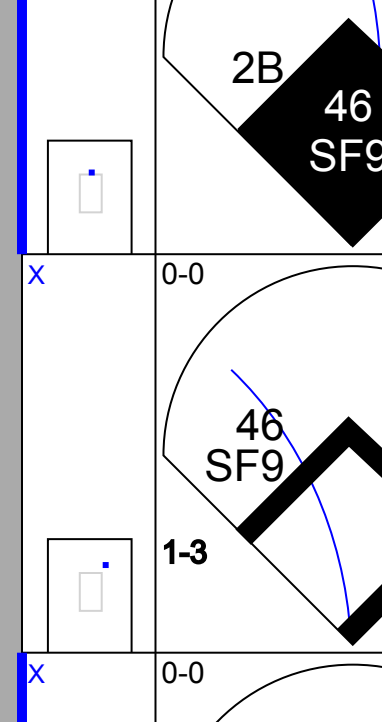
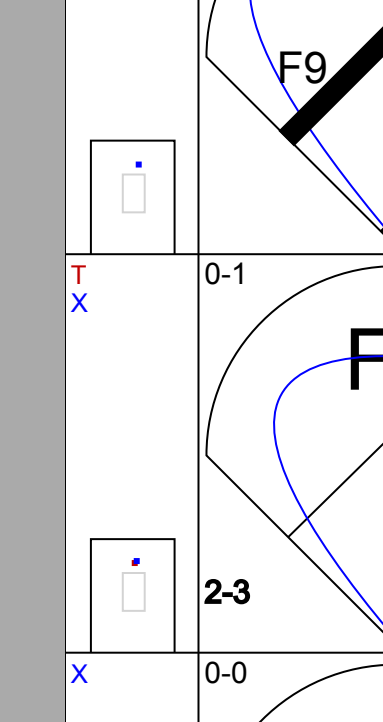
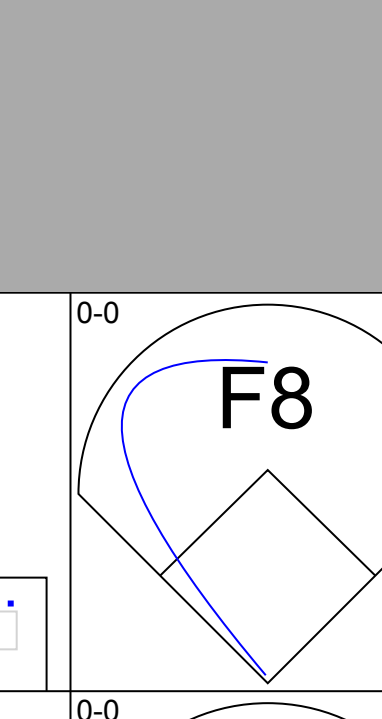
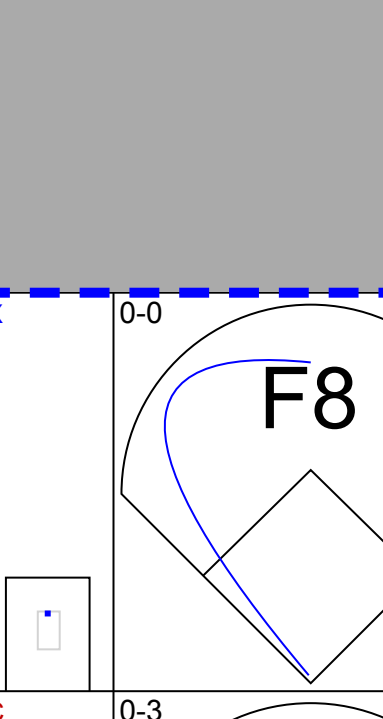
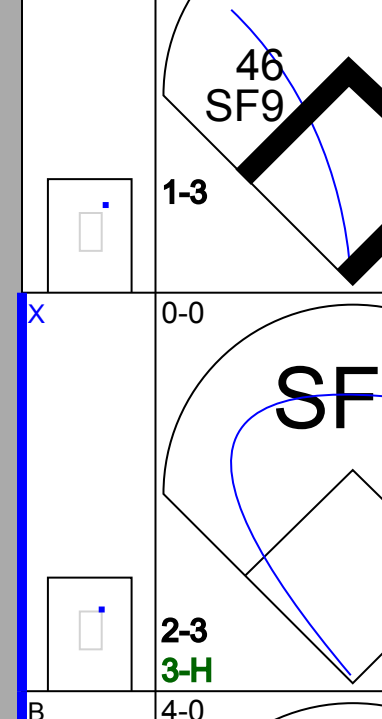
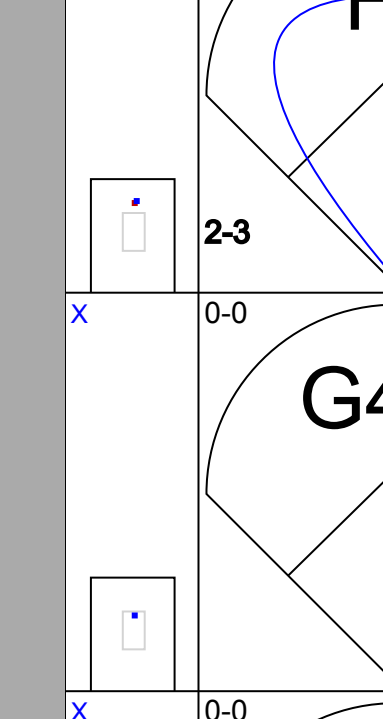
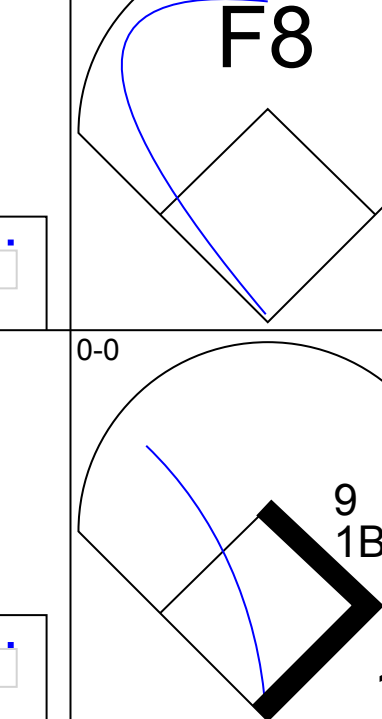
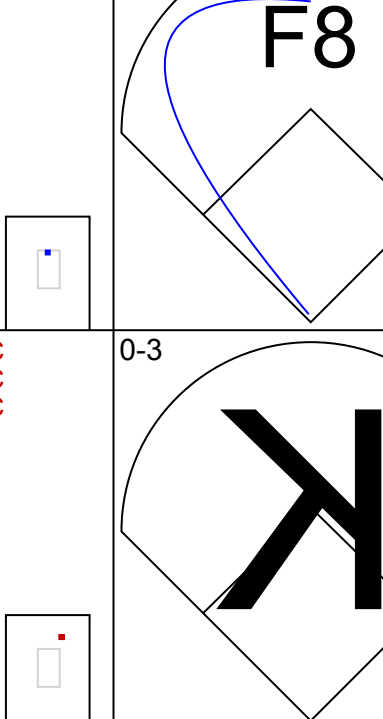
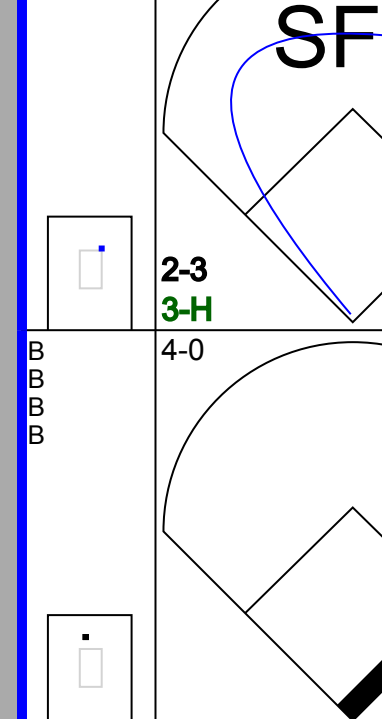
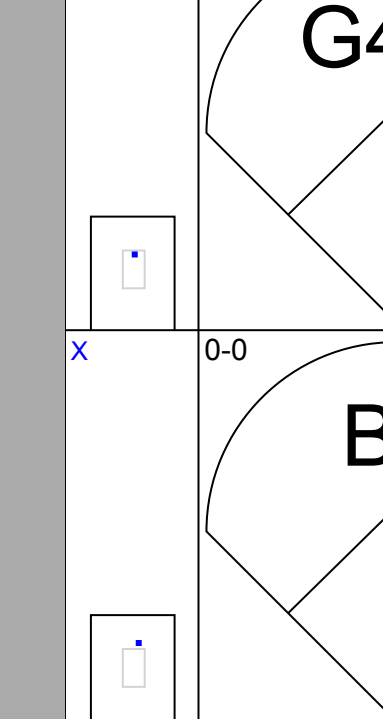


Batter	1	2	3	4	5	6	7	8	9	AB	R	H	RBI	BB	SO	LOB	BOTTOM									
24 Grady Sizemore, L OBP: 0.500, SLG: 0.696 Joe Inglett, L OBP: 0.421, SLG: 0.375 (1, 8) (7, 8)	L7	G4-3				F8				4	0	1	1	0	0	0	<b>Toronto Blue Jays @ Cleveland Indians</b> Chain of Lakes Park, Winter Haven, FL Tue Mar 14 2006, 1:05 PM EST Att: 3,402 - Sunny - 81 F									
Todd Hollandsworth, L OBP: 0.296, SLG: 0.360 62 Todd Donovan, R OBP: 0.283, SLG: 0.611 (1, 9) (7, 9)										4	1	1	0	0	1	1										
2 Johnny Perella, R OBP: 0.350, SLG: 0.571 Lou Merloni, R OBP: 0.438, SLG: 0.583 (1, 6) (7, 6)										2	1	0	0	1	0	1										
48 Travis Hafner, L OBP: 0.636, SLG: 1.059 Dave Wallace, R OBP: 1.000, SLG: 2.000 (1, 10) (7, PR) (8, 10)										2	1	2	1	2	0	0										
Ben Broussard, L OBP: 0.300, SLG: 0.357 Stephen Head, L (1, 3) (8, 3)										3	0	1	0	1	1	4										
30 Andy Marte, R OBP: 0.423, SLG: 0.696 Pat Osborn, R OBP: 0.500, SLG: 0.500 (1, 5) (8, 5)										4	0	1	2	0	2	5										
10 Kelly Shoppach, R OBP: 0.350, SLG: 0.143 Armando Camacaro, R OBP: 0.200, SLG: 0.200 (1, 2) (8, 2)										3	0	0	0	1	2	5										
38 Franklin Gutierrez, R OBP: 0.333, SLG: 0.174 Brian Barton, R OBP: 0.200, SLG: 0.400 (1, 7) (8, 7)										3	0	0	0	0	0	4										
Brandon Phillips, R OBP: 0.407, SLG: 0.680 Nluman Romero, S (1, 4) (8, 4)										3	2	2	1	0	0	0										
<b>Inning Stats</b>	R: 2 E: 1 K: 1 S: 7	H: 2 LOB: 3 BB: 3 P: 19	R: 1 E: 0 K: 0 S: 4	H: 1 LOB: 0 BB: 0 P: 4	R: 0 E: 0 K: 2 S: 8	H: 1 LOB: 1 BB: 0 P: 8	R: 1 E: 0 K: 0 S: 5	H: 2 LOB: 1 BB: 0 P: 5	R: 1 E: 0 K: 0 S: 4	H: 1 LOB: 1 BB: 1 P: 8	R: 0 E: 0 K: 1 S: 5	H: 0 LOB: 0 BB: 0 P: 5	R: 0 E: 0 K: 2 S: 8	H: 1 LOB: 3 BB: 1 P: 12	R: 0 E: 0 K: 1 S: 7	H: 2 LOB: 2 BB: 0 P: 7		R: 0 E: 0 K: 1 S: 6	H: 1 LOB: 1 BB: 0 P: 6	1B: 4 2B: 5 3B: 0 HR: 2	SF: 0 SAC: 0 DP: 0 HBP: 0	WP: 0 PB: 0 SB: 0 CS: 0	PA: 43			
<b>PITCHER</b>	IP	WLS	BF	H	R	ER	SO	BB	IBB	HBP	BLK	WP	HR	S	P	ERA		WHIP								
7 Josh Towers, R ERA: 5.0 (1, 1)	4.0		21	6	4	4	3	3	0	0	0	0	1	24	36	9.00		2.250								
Francisco Del Rosario, R ERA: 2.84 (5, 1)	1.0		5	1	1	1	0	1	0	0	0	0	1	4	8	9.00	2.000									
Josh Banks, R ERA: 1.5 (6, 1)	2.0		8	1	0	0	3	1	0	0	0	0	0	13	17	0.00	1.000									
45 Lee Gronkiewicz, R ERA: 1.5 (8, 1)	1.0	W	5	2	0	0	1	0	0	0	0	0	0	7	7	0.00	2.000									
44 Casey Janssen, R ERA: 1.0 (9, 1)	1.0		4	1	0	0	1	0	0	0	0	0	0	6	6	0.00	1.000									





Batter	1	2	3	4	5	6	7	8	9	AB	R	H	RBI	BB	SO	LOB	TOP					
38 Franklin Gutierrez, R (1.8) OBP: 0.333, SLG: 0.160 62 Todd Donovan, R (5.8) OBP: 0.286, SLG: 0.579										2	0	0	0	1	1	0	<b>Cleveland Indians @ Toronto Blue Jays</b> Knology Park, Dunedin, FL Wed Mar 15 2006, 1:05 PM EST Att. 4,211 - Partly Cloudy - 72 F					
Brandon Phillips, R (1.4) OBP: 0.387, SLG: 0.621 Joe Inglett, L (7.4) OBP: 0.400, SLG: 0.353										4	0	1	0	0	1	2						
2 Jhonny Peralla, R (1.6) OBP: 0.414, SLG: 0.667 64 Jose Flores, R (5.6) OBP: 0.286, SLG: 0.231										3	1	1	1	0	0	1						
Ben Broussard, L (1.3) OBP: 0.324, SLG: 0.333 66 Jake Gautreau, L (8.3) OBP: 0.300, SLG: 0.313										2	1	0	0	2	1	1						
Jason Dubois, R (1.7) OBP: 0.528, SLG: 0.714									3	1	1	0	1	1	1							
10 Kelly Shoppach, R (1.10) OBP: 0.292, SLG: 0.111										4	0	0	0	0	2	3						
30 Andy Marte, R (1.5) OBP: 0.414, SLG: 0.692 Lou Merloni, R (6.5) OBP: 0.471, SLG: 0.692										3	1	1	2	0	1	1						
Brad Snyder, L (1.9) OBP: 0.280, SLG: 0.190 69 Ryan Mulhern, R (6.7) OBP: 0.333, SLG: 0.684										2	0	1	1	0	0	0						
11 Einar Diaz, R (1.2) OBP: 0.450, SLG: 0.684 13 Tim Laker, R (8.2) OBP: 0.375, SLG: 0.286										3	0	1	0	0	0	1						
<b>Inning Stats</b>	R: 1 E: 0 K: 1 S: 6	H: 1 LOB: 1 BB: 1 P: 10	R: 0 E: 0 K: 1 S: 5	H: 0 LOB: 0 BB: 0 P: 5	R: 0 E: 0 K: 0 S: 2	H: 0 LOB: 0 BB: 1 P: 6	R: 3 E: 0 K: 1 S: 7	H: 2 LOB: 1 BB: 2 P: 15	R: 0 E: 0 K: 0 S: 4	H: 1 LOB: 1 BB: 0 P: 4	R: 0 E: 0 K: 2 S: 8	H: 1 LOB: 1 BB: 0 P: 8	R: 0 E: 0 K: 1 S: 6	H: 0 LOB: 0 BB: 0 P: 7	R: 0 E: 0 K: 2 S: 7	H: 0 LOB: 0 BB: 0 P: 7		R: 0 E: 0 K: 0 S: 4	H: 1 LOB: 2 BB: 1 P: 8	1B: 4 2B: 2 3B: 0 HR: 1	SF: 0 SAC: 0 DP: 1 HBP: 0	WP: 0 PB: 0 SB: 1 CS: 0
<b>PITCHER</b>	IP WLS BF H R ER SO BB IBB HBP BLK WP HR S P ERA WHIP																					
Ted Lilly, L (1.1) ERA: 9.0	4.0 L 18 3 4 4 3 4 0 0 0 0 0 1 20 36 9.00 1.750																					
Scott Schoeneweis, L (5.1) ERA: 9.0	1.0 4 1 0 0 0 0 0 0 0 0 0 0 4 4 0.00 1.000																					
52 B.J. Ryan, L (6.1) ERA: 3.6	1.0 4 1 0 0 2 0 0 0 0 0 0 0 8 8 0.00 1.000																					
54 Jason Frasor, R (7.1) ERA: 9.0	2.0 7 1 0 0 3 0 0 0 0 0 0 0 13 13 0.00 0.500																					
67 Matt Blank, L (9.1) ERA: 9.0	1.0 5 1 0 0 0 1 0 0 0 0 0 0 4 8 0.00 2.000																					

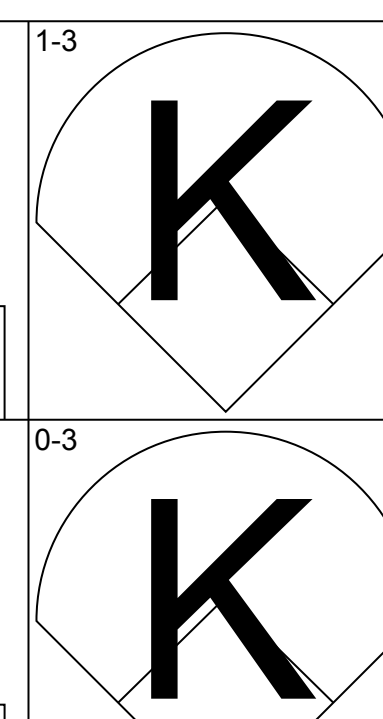
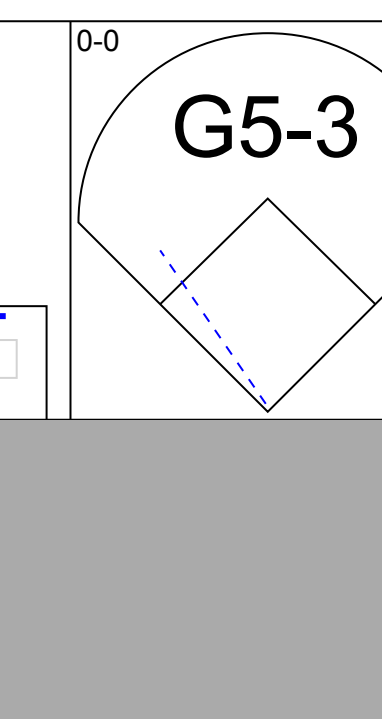
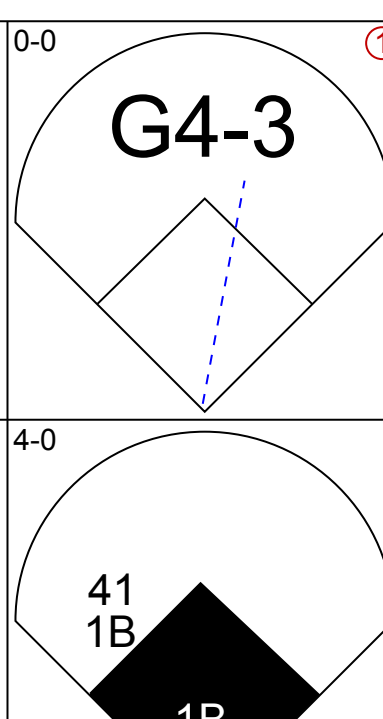

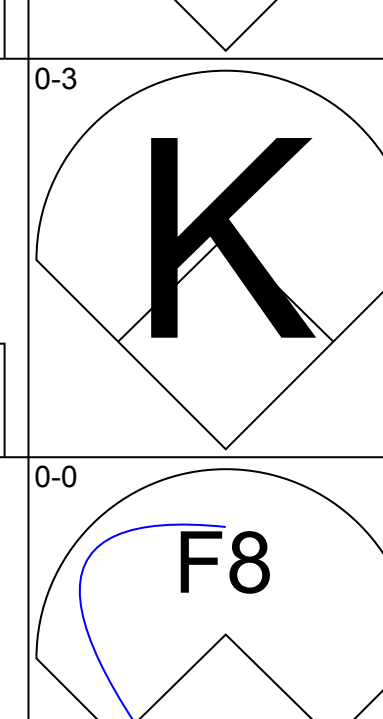

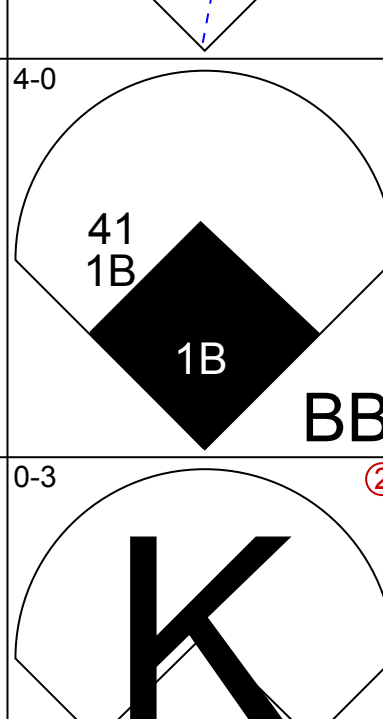
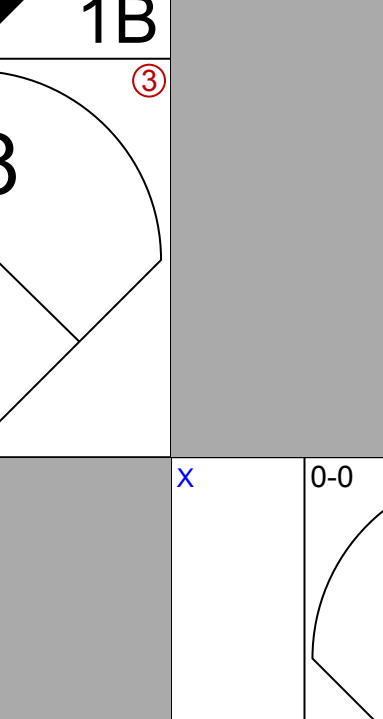
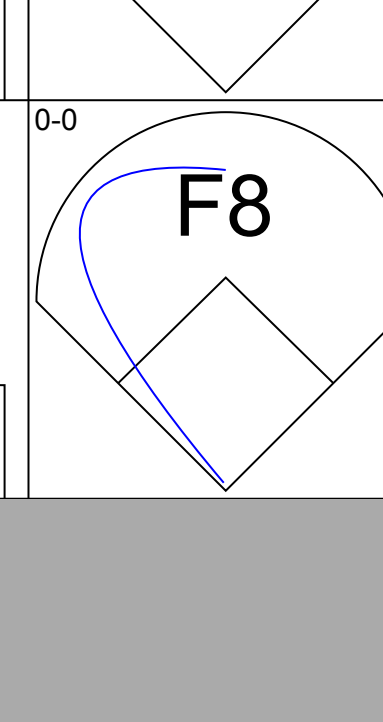
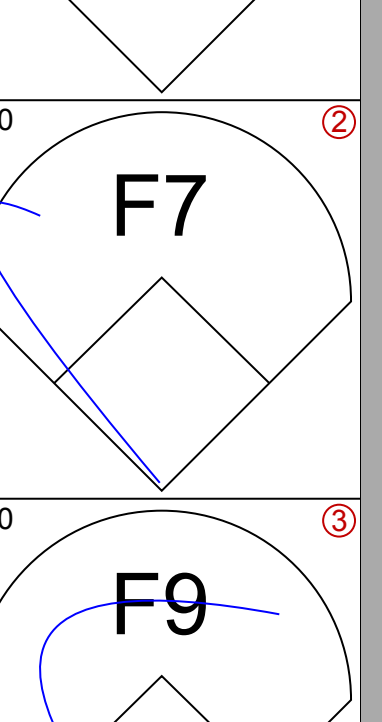
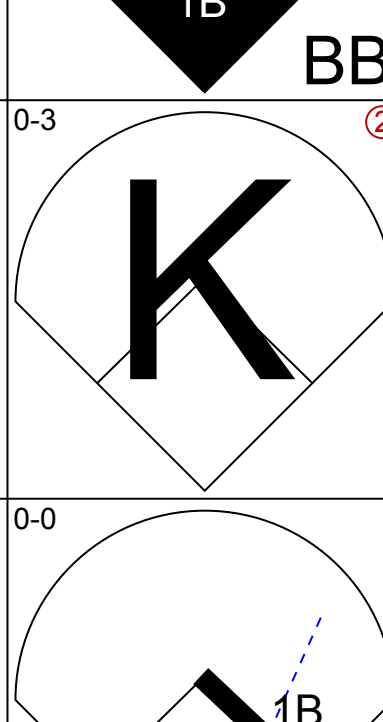
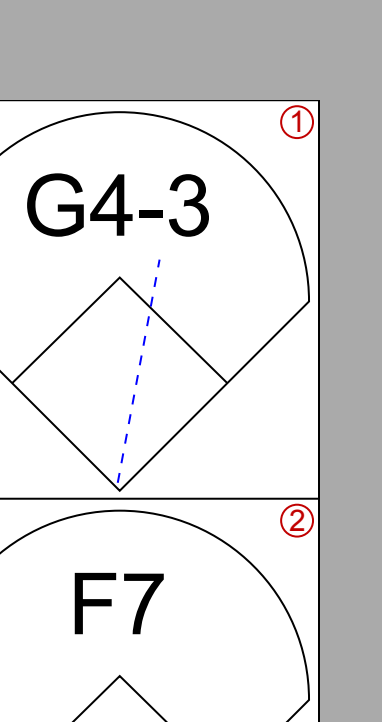
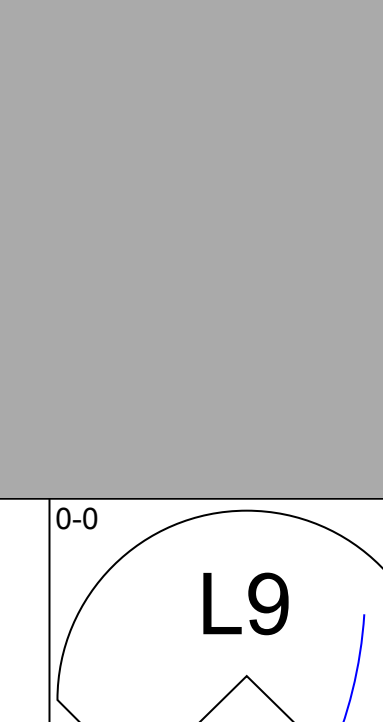
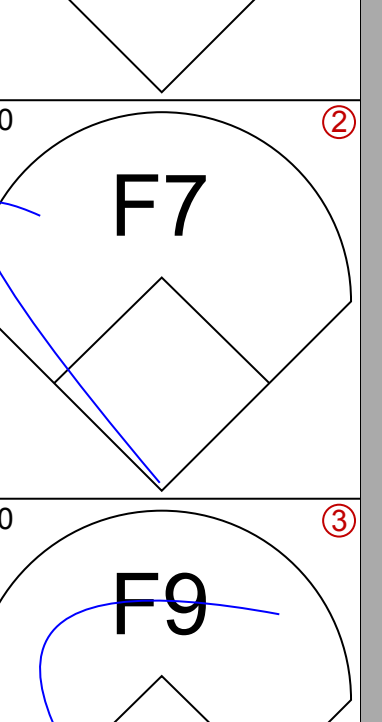
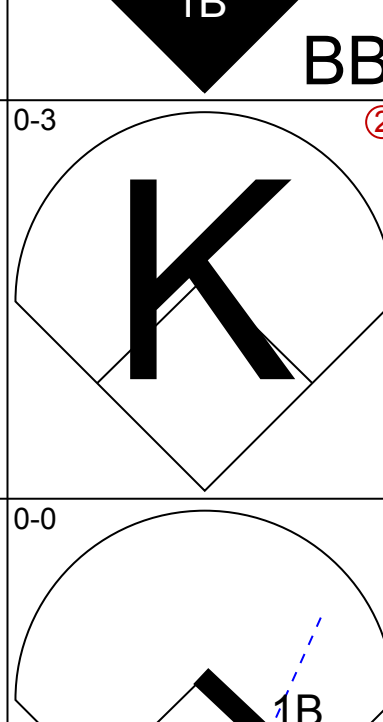
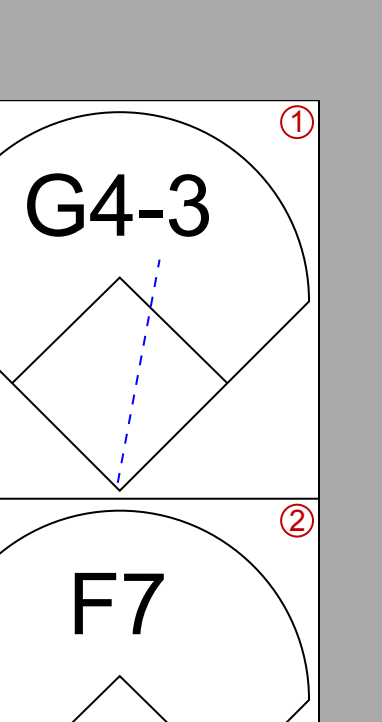
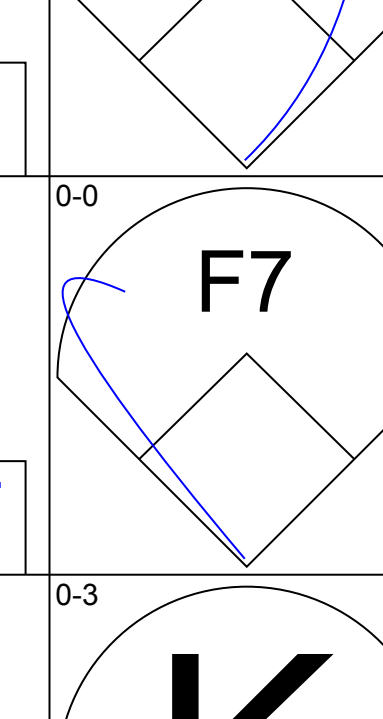
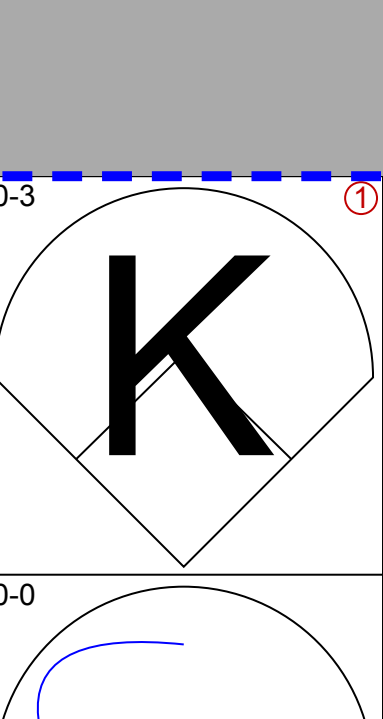
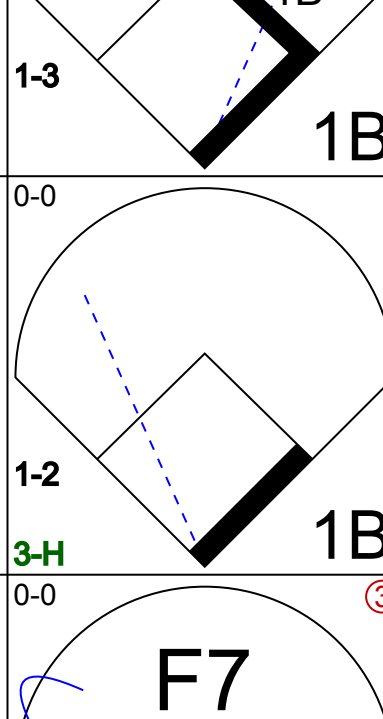
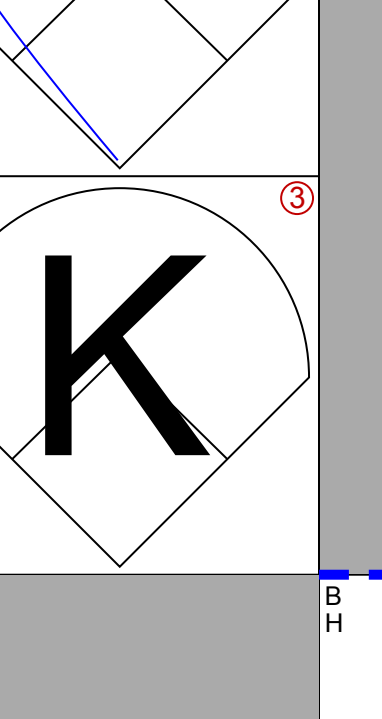
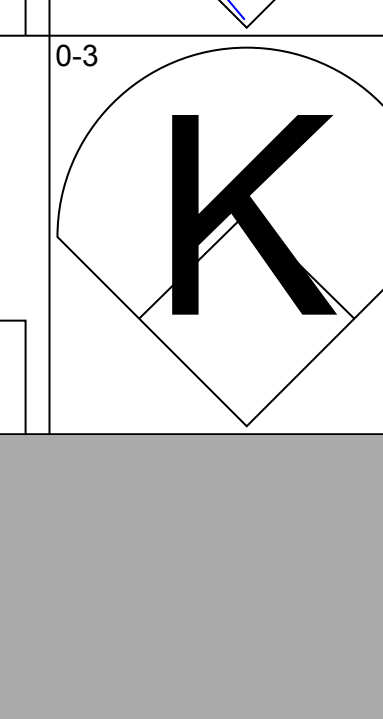
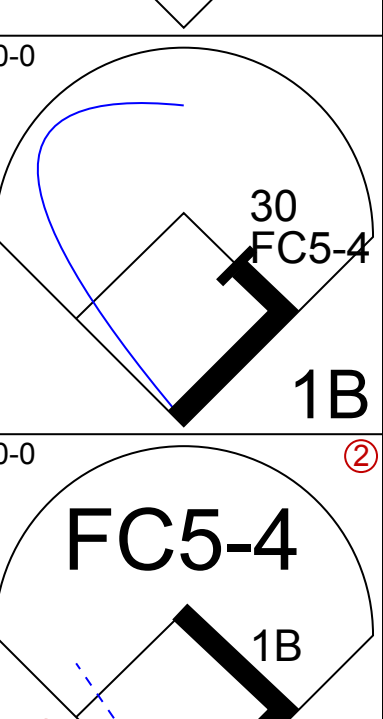
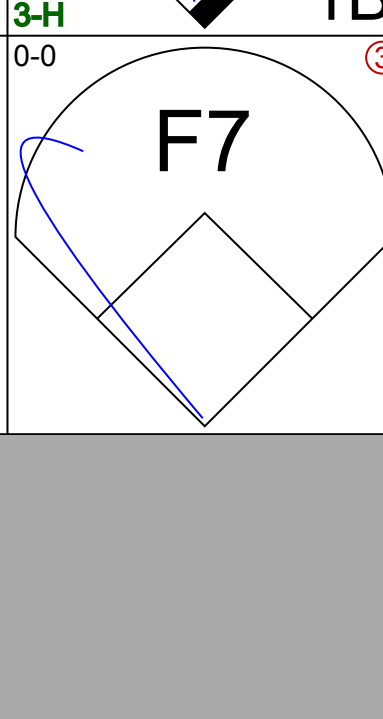
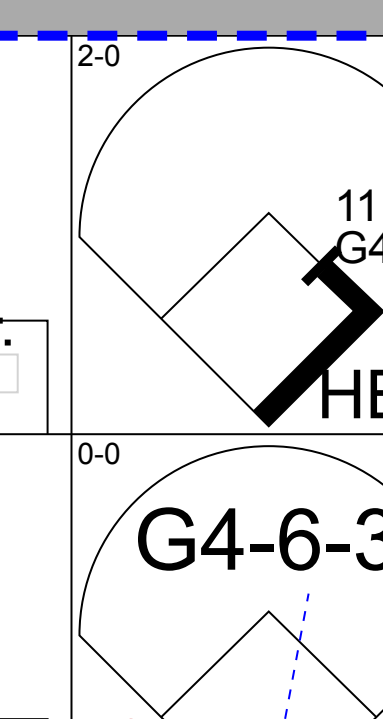
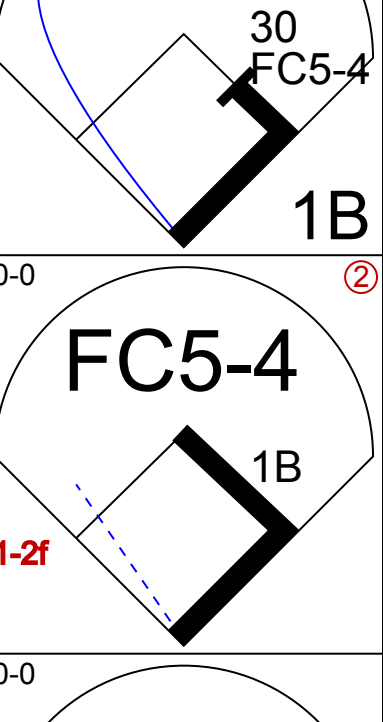
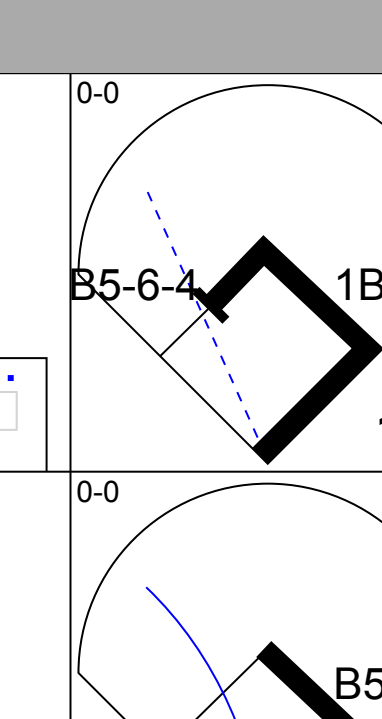
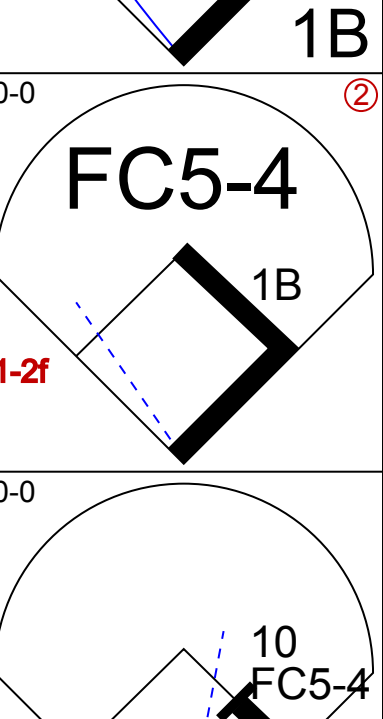
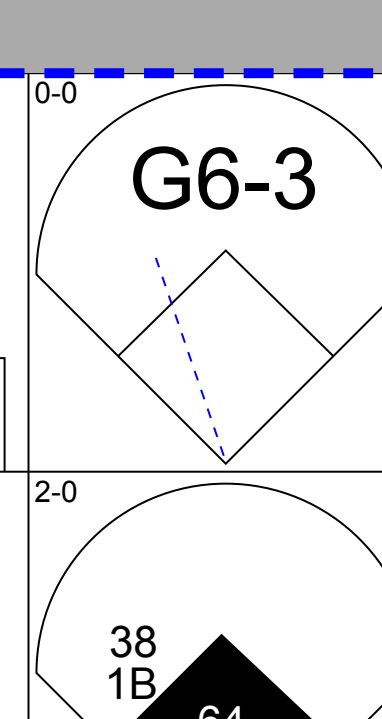
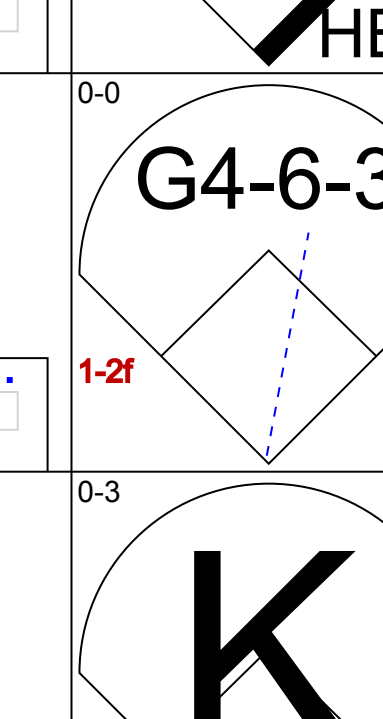
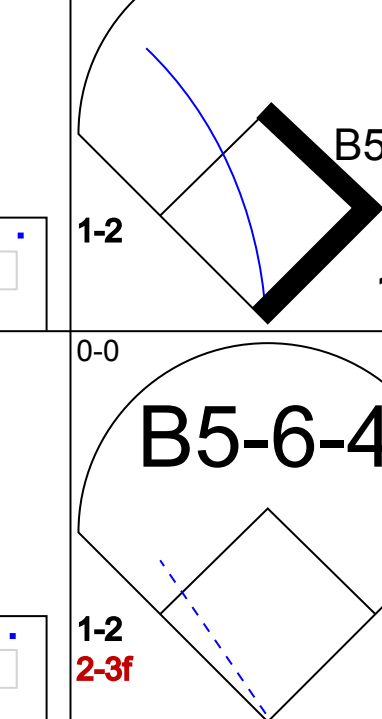
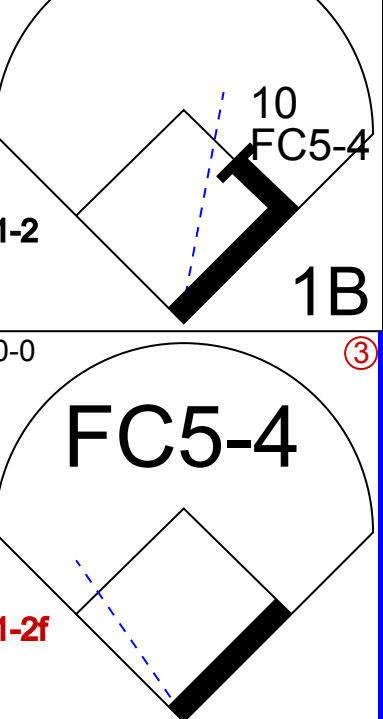
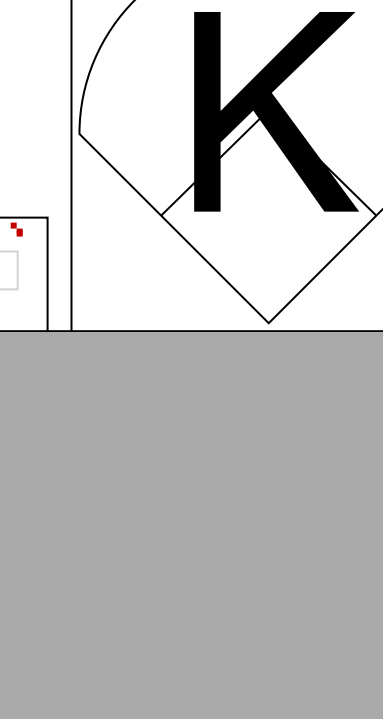
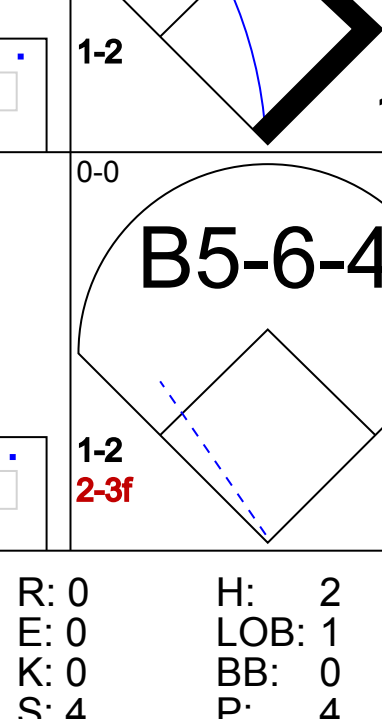
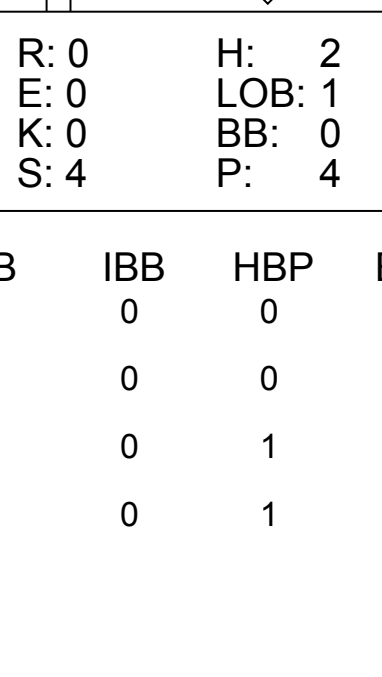
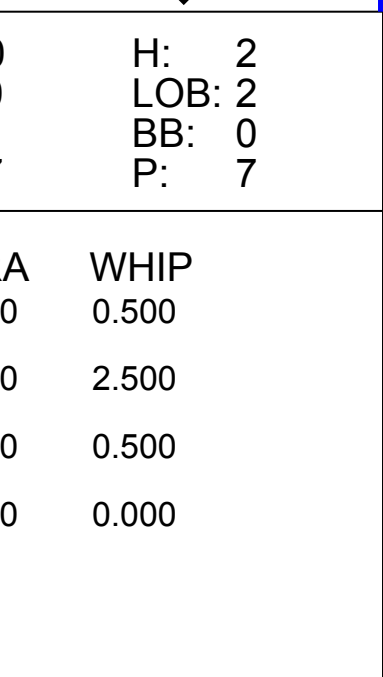
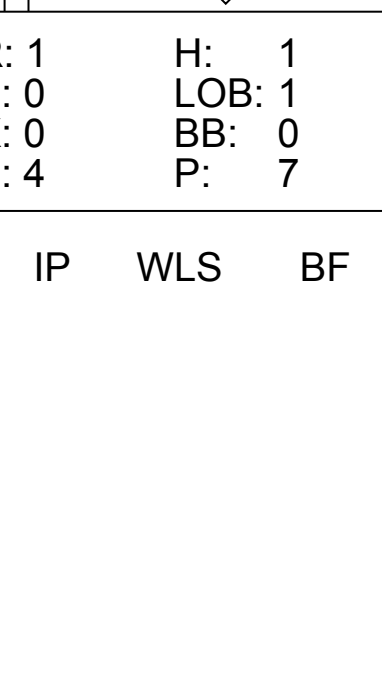
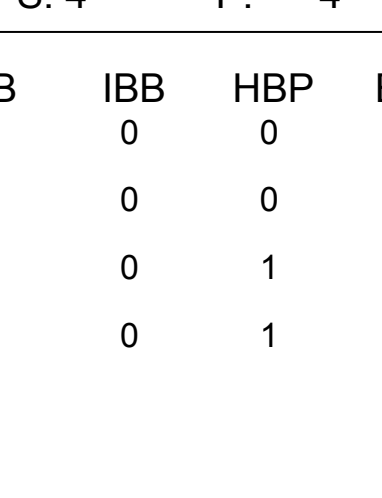
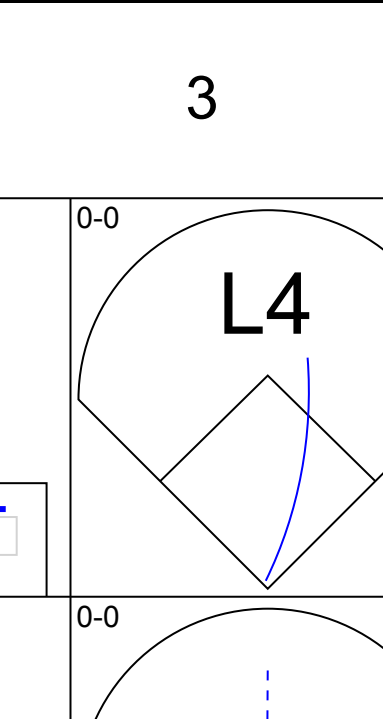
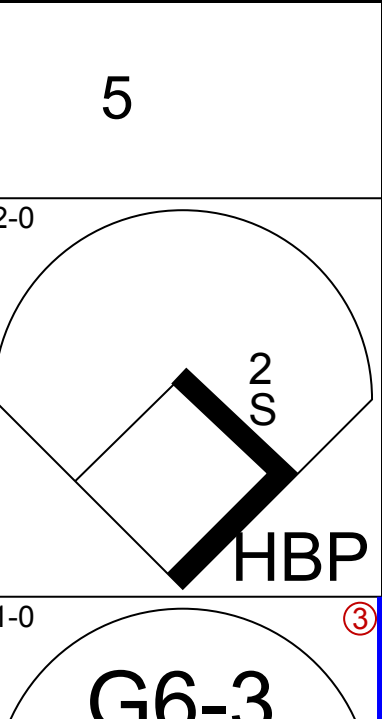
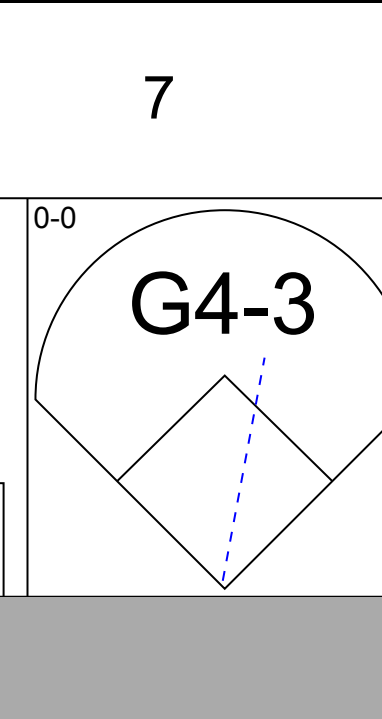
Batter	1	2	3	4	5	6	7	8	9	AB	R	H	RBI	BB	SO	LOB	BOTTOM			
8 Russ Adams, L (1.6) OBP: 0.222, SLG: 0.346 6 John McDonald, R (7.6) OBP: 0.118, SLG: 0.313										3	0	0	0	0	2	1	<b>Cleveland Indians @ Toronto Blue Jays</b> Knology Park, Dunedin, FL Wed Mar 15 2006, 1:05 PM EST Att. 4,211 - Partly Cloudy - 72 F			
9 Gregg Zaun, S (1.10) OBP: 0.615, SLG: 0.700 3 Reed Johnson, R (3.7) OBP: 1.000, SLG: 1.000										2	0	1	0	0	0	0				
43 Kevin Barker, L (1.3) OBP: 0.316, SLG: 0.486										4	0	0	0	0	1	4				
25 Troy Glaus, R (1.5) OBP: 0.500, SLG: 0.706 Danny Solano, R (4.7) OBP: 0.379, SLG: 0.556										1	1	1	0	1	0	0				
Eric Hinske, L (1.9) OBP: 0.500, SLG: 0.905 21 Chad Mottola, R (7.9) OBP: 0.280, SLG: 0.318										2	0	1	0	1	0	0				
Bengie Molina, R (1.2) OBP: 0.208, SLG: 0.217 51 Mike Mahoney, R (7.2) OBP: 1.000, SLG: 2.333										2	0	0	0	0	0	3				
John Ford Griffin, L (1.7) OBP: 0.379, SLG: 0.556 Jason Phillips, R (6.3) OBP: 0.375, SLG: 0.591										2	0	0	0	0	1	2				
2 Aaron Hill, R (1.4) OBP: 0.304, SLG: 0.286 46 Luis Figueroa, S (7.4) OBP: 0.346, SLG: 0.348										2	0	0	0	0	0	0				
Miguel Negron, L (1.8) OBP: 0.400, SLG: 0.536 68 Wayne Lydon, S (7.8) OBP: 0.517, SLG: 0.520										2	0	1	0	0	1	0				
<b>Inning Stats</b>	R: 0 E: 0 K: 0 S: 3	H: 0 LOB: 0 BB: 0 P: 3	R: 1 E: 0 K: 1 S: 6	H: 2 LOB: 0 BB: 0 P: 6	R: 0 E: 0 K: 1 S: 7	H: 2 LOB: 2 BB: 0 P: 7	R: 0 E: 0 K: 0 S: 2	H: 0 LOB: 1 BB: 2 P: 10	R: 0 E: 0 K: 0 S: 5	H: 1 LOB: 0 BB: 0 P: 5	R: 1 E: 0 K: 0 S: 5	H: 2 LOB: 1 BB: 1 P: 9	R: 0 E: 0 K: 1 S: 6	H: 0 LOB: 1 BB: 0 P: 7	R: 0 E: 0 K: 0 S: 5	H: 1 LOB: 1 BB: 0 P: 5		1B: 6 2B: 3 3B: 0 HR: 0	SF: 1 SAC: 0 DP: 2 HBP: 1	WP: 0 PB: 0 SB: 0 CS: 1
<b>PITCHER</b>	IP WLS BF H R ER SO BB IBB HBP BLK WP HR S P ERA WHIP																			
37 Jake Westbrook, R (1.1) ERA: 3.46	4.0 W 16 4 1 1 2 2 0 0 0 0 0 0 7 7 0.00 0.000																			
Scott Sauerbeck, L (5.1) ERA: 7.5	1.0 3 0 0 0 2 0 0 0 0 0 0 0 7 7 0.00 0.000																			
Andrew Brown, R (6.1) ERA: 3.86	2.0 H 9 3 2 1 0 1 0 0 0 0 0 0 10 14 4.50 2.000																			
Kazuhito Tadano, R (8.1) ERA: 4.05	2.0 S 8 1 0 0 1 0 0 0 1 0 0 0 11 12 0.00 0.500																			

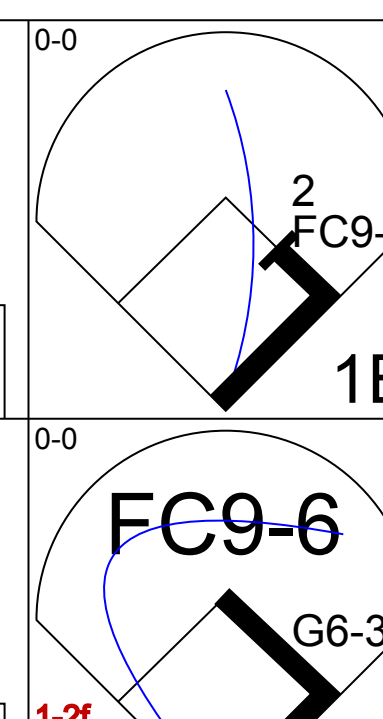
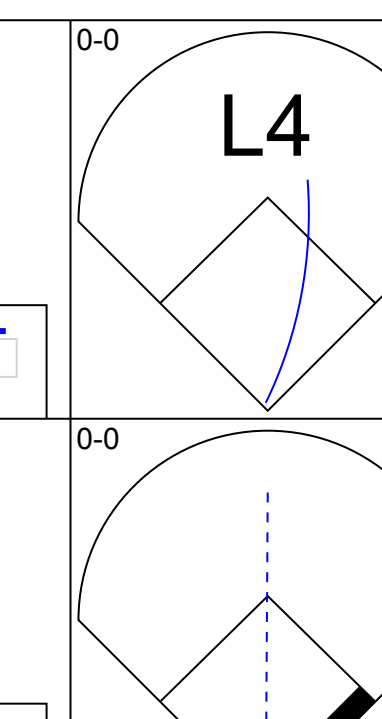
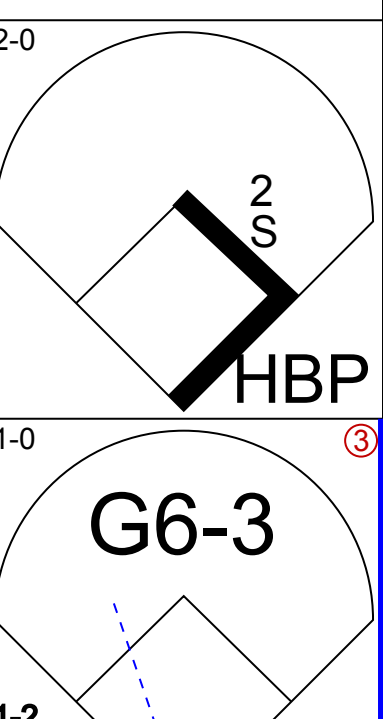
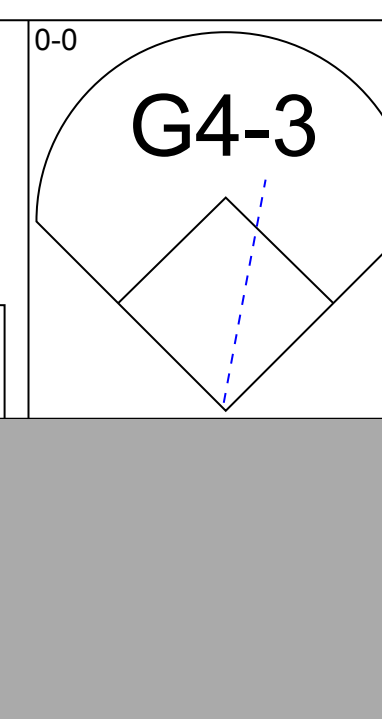
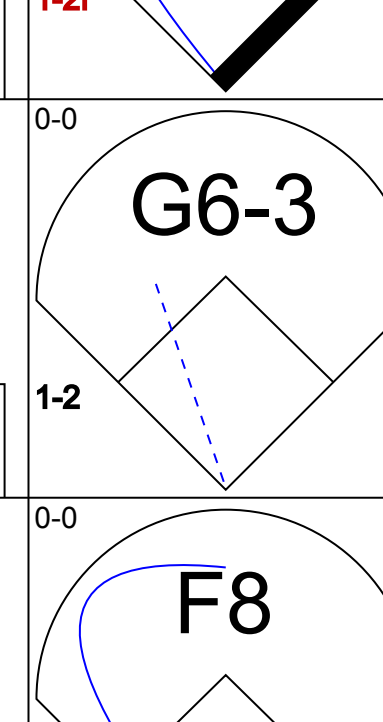
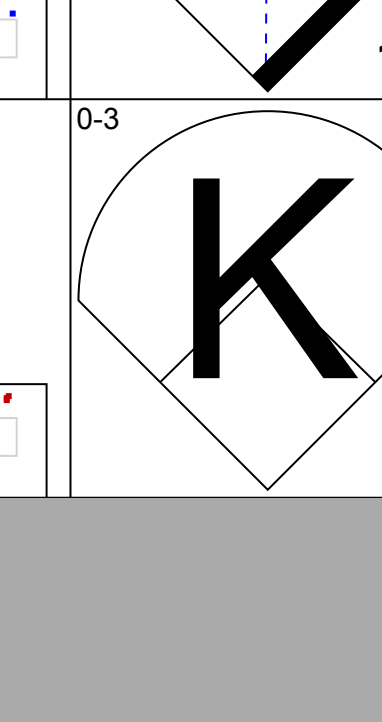

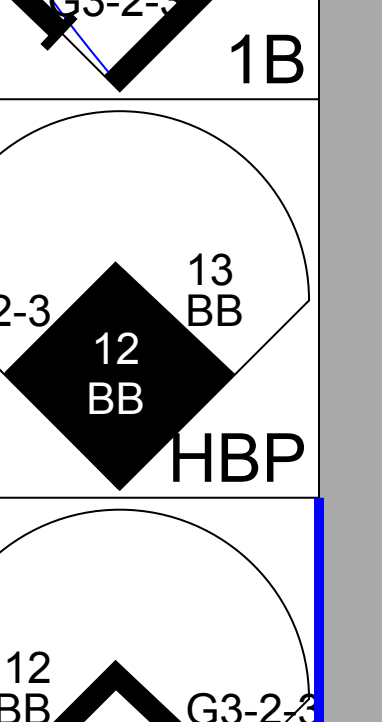


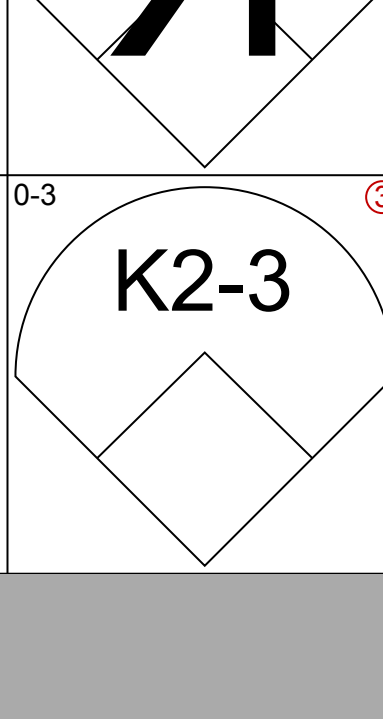
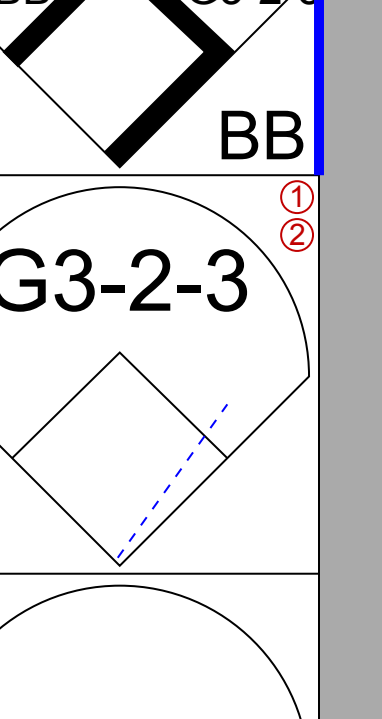

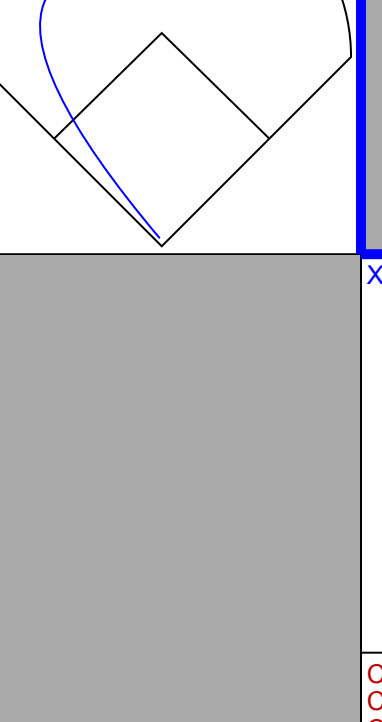

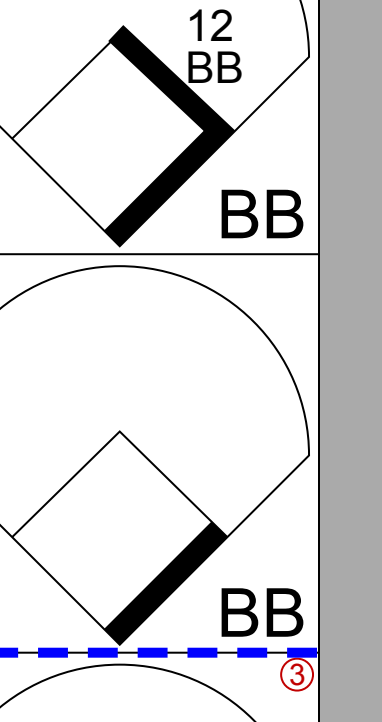
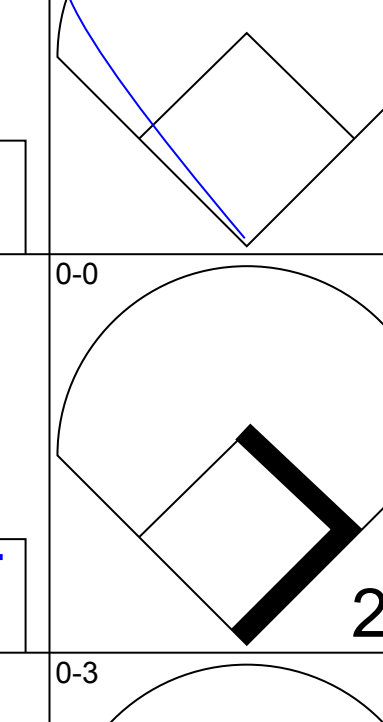
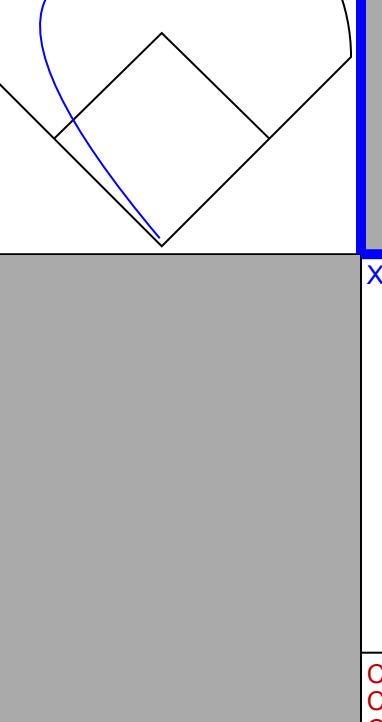

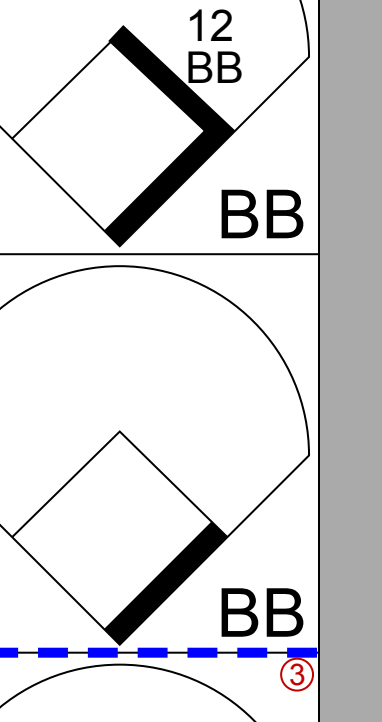
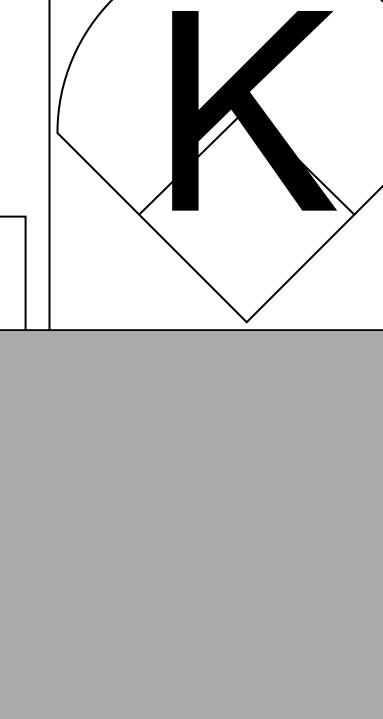

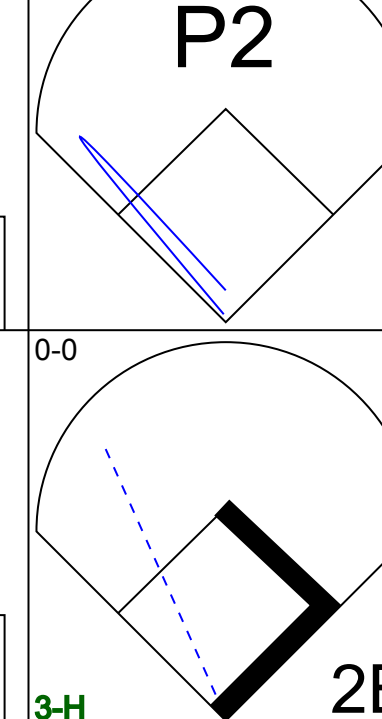

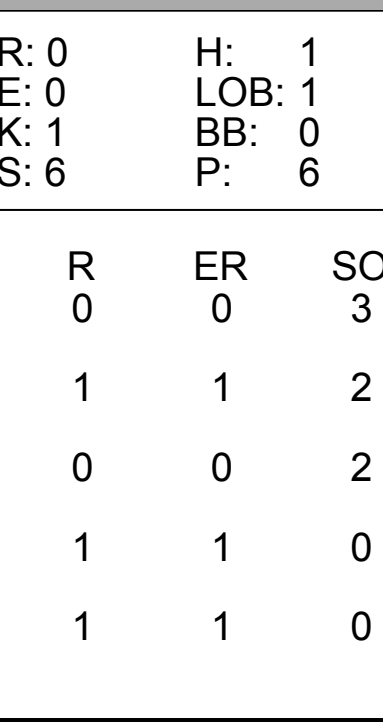
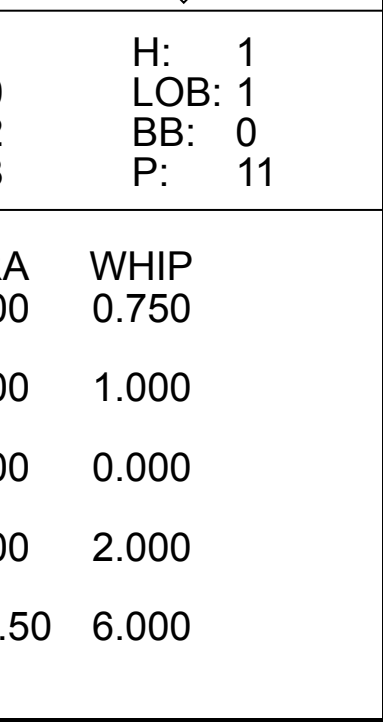
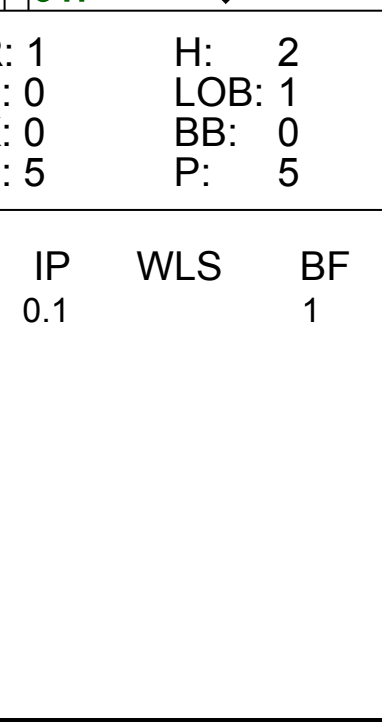
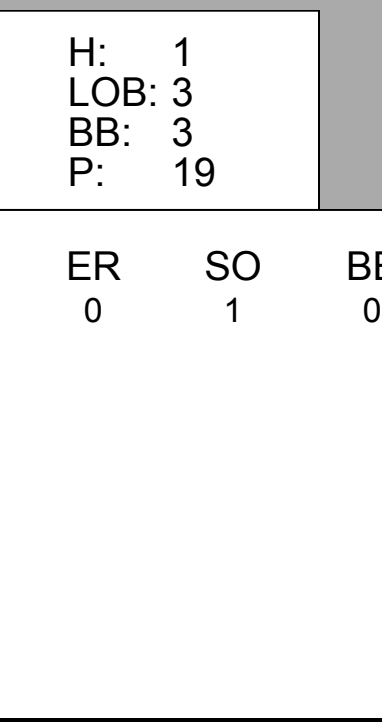








Batter	1	2	3	4	5	6	7	8	9	AB	R	H	RBI	BB	SO	LOB	TOP								
38 Franklin Gutierrez, R OBP: 0.333, SLG: 0.226										4	0	1	0	0	1	1	<b>Cleveland Indians @ Pittsburgh Pirates</b> McKechnie Field, Bradenton, FL Fri Mar 17 2006, 1:05 PM EST Att: 6,000 - Partly Cloudy - 77 F								
Brandon Phillips, R OBP: 0.375, SLG: 0.581 64 Jose Flores, R OBP: 0.222, SLG: 0.176										2	1	0	0	1	2	0									
2 Jhonny Peralla, R OBP: 0.382, SLG: 0.593 15 Ramón Vázquez, L OBP: 0.314, SLG: 0.441										3	0	0	0	0	1	1									
41 Victor Martinez, S OBP: 0.500, SLG: 0.400 69 Ryan Mulhern, R OBP: 0.308, SLG: 0.792										3	0	1	0	0	0	0									
Casey Blake, R OBP: 0.385, SLG: 0.543 Nathan Panther, L										3	0	1	1	0	1	0									
Ben Broussard, L OBP: 0.324, SLG: 0.333 Bob Wickman, R										3	0	1	0	0	1	2									
Lou Merloni, R OBP: 0.474, SLG: 0.643										0	0	0	0	0	0	0									
30 Andy Marte, R OBP: 0.382, SLG: 0.613 11 Einar Diaz, R OBP: 0.428, SLG: 0.650										3	0	1	0	0	0	1									
Jason Dubois, R OBP: 0.537, SLG: 0.688 27 Steve Karsay, R										2	1	2	0	0	0	0									
32 Danny Graves, R 63 Rafael Betancourt, R Jason Cooper, L										0	0	0	0	0	0	0									
Paul Byrd, R 10 Kelly Shoppach, R 5, PH Scott Sauerbeck, R 25 Ryan Garko, R OBP: 0.439, SLG: 0.438										1	0	0	0	0	0	2									
<b>Inning Stats</b>	R: 0 E: 0 K: 2 S: 7	H: 0 LOB: 0 BB: 0 P: 8	R: 0 E: 0 K: 1 S: 5	H: 0 LOB: 0 BB: 0 P: 5	R: 0 E: 0 K: 0 S: 4	H: 2 LOB: 1 BB: 0 P: 4	R: 0 E: 0 K: 1 S: 5	H: 0 LOB: 0 BB: 0 P: 5	R: 0 E: 0 K: 1 S: 7	H: 2 LOB: 2 BB: 0 P: 7	R: 1 E: 0 K: 0 S: 4	H: 2 LOB: 1 BB: 0 P: 11	R: 1 E: 0 K: 0 S: 4	H: 1 LOB: 1 BB: 0 P: 7	R: 0 E: 0 K: 1 S: 5	H: 0 LOB: 0 BB: 0 P: 5	R: 0 E: 0 K: 1 S: 4	H: 0 LOB: 0 BB: 0 P: 6	1B: 7 2B: 0 3B: 0 HR: 0	SF: 0 SAC: 0 DP: 2 HBP: 2	WP: 0 PB: 0 SB: 2 CS: 0	PA: 35			
<b>PITCHER</b>	IP	WLS	BF	H	R	ER	SO	BB	IBB	HBP	BLK	WP	HR	S	P	ERA	WHIP								
45 Ian Snell, R ERA: 1.38	4.0		13	2	0	0	4	0	0	0	0	0	0	21	22	0.00	0.500								
67 Jorge Vasquez, R ERA: 4.76	2.0		11	4	1	1	2	1	0	0	0	0	0	14	18	4.50	2.500								
68 Scott Strickland, R ERA: 5.87	2.0	W	8	1	1	0	1	0	0	0	1	0	0	9	12	0.00	0.500								
73 Ron Chiavacci, R ERA:	1.0	S	3	0	0	0	1	0	0	0	1	0	0	4	6	0.00	0.000								

Batter	1	2	3	4	5	6	7	8	9	AB	R	H	RBI	BB	SO	LOB	BOTTOM								
13 Nate McLouth, L OBP: 0.441, SLG: 0.667 10 Rajai Davis, R OBP: 0.342, SLG: 0.382										3	0	1	0	0	0	1	<b>Cleveland Indians @ Pittsburgh Pirates</b> McKechnie Field, Bradenton, FL Fri Mar 17 2006, 1:05 PM EST Att: 6,000 - Partly Cloudy - 77 F								
2 Jack Wilson, R OBP: 0.375, SLG: 0.357 José Hernández, R OBP: 0.269, SLG: 0.280										3	0	1	0	0	2										
Sean Casey, L OBP: 0.421, SLG: 0.412 65 Ray Sadler, R OBP: 0.457, SLG: 0.633										3	0	0	0	0	1	2									
Jason Bay, R OBP: 0.333, SLG: 0.727 68 Scott Strickland, R 13 J. J. Furmaniak, R 73 Ron Chiavacci, R										3	0	0	0	0	2	1									
Jeremy Burnitz, L OBP: 0.333, SLG: 0.833 Jody Gerut, L OBP: 0.370, SLG: 0.273										2	0	0	0	0	0	0									
Joe Randa, R OBP: 0.400, SLG: 0.722 67 Jorge Vasquez, R Craig Wilson, R OBP: 0.297, SLG: 0.438										2	0	0	0	0	0	0									
Jose Castillo, R OBP: 0.519, SLG: 0.792 12 Freddy Sanchez, R OBP: 0.400, SLG: 0.500										2	1	2	1	0	0	0									
41 Ryan Doumit, S OBP: 0.346, SLG: 0.636 11 Humberto Cota, R OBP: 0.300, SLG: 0.188										2	0	0	0	0	2	1									
45 Ian Snell, R OBP: 0.667, SLG: 0.500 19 José Bautista, R OBP: 0.485, SLG: 0.750										2	0	1	1	0	1	0									
<b>Inning Stats</b>	R: 0 E: 0 K: 0 S: 4	H: 1 LOB: 1 BB: 0 P: 4	R: 0 E: 0 K: 1 S: 6	H: 1 LOB: 0 BB: 0 P: 6	R: 0 E: 0 K: 1 S: 5	H: 0 LOB: 0 BB: 0 P: 5	R: 1 E: 0 K: 2 S: 8	H: 1 LOB: 1 BB: 0 P: 11	R: 0 E: 0 K: 0 S: 7	H: 0 LOB: 0 BB: 0 P: 7	R: 1 E: 0 K: 0 S: 5	H: 2 LOB: 1 BB: 0 P: 5	R: 1 E: 0 K: 1 S: 5	H: 1 LOB: 3 BB: 3 P: 19	1B: 3 2B: 3 3B: 0 HR: 1	SF: 0 SAC: 0 DP: 1 HBP: 2		WP: 0 PB: 0 SB: 1 CS: 0	PA: 35						
<b>PITCHER</b>	IP	WLS	BF	H	R	ER	SO	BB	IBB	HBP	BLK	WP	HR	S	P	ERA	WHIP								
Paul Byrd, R ERA: 9.39	4.0		15	3	0	0	3	0	0	0	0	0	0	21	21	0.00	0.750								
Scott Sauerbeck, L ERA: 7.71	1.0		5	1	1	1	2	0	0	1	0	0	1	8	11	9.00	1.000								
Bob Wickman, R ERA: 5.4	1.0		3	0	0	0	2	0	0	0	0	0	0	7	7	0.00	0.000								
27 Steve Karsay, R ERA: 9.0	1.0	B	5	2	1	1	0	0	0	0	0	0	0	5	5	9.00	2.000								
32 Danny Graves, R ERA: 3.32	0.2	L	6	1	1	1	0	3	0	1	0	0	0	2	16	13.50	6.000								
<b>PITCHER</b>	IP	WLS	BF	H	R	ER	SO	BB	IBB	HBP	BLK	WP	HR	S	P	ERA	WHIP								
63 Rafael Betancourt, R ERA:	0.1		1	0	0	0	1	0	0	0	0	0	0	3	3	0.00	0.000								



Batter	1	2	3	4	5	6	7	8	9	AB	R	H	RBI	BB	SO	LOB	TOP				
<b>Craig Biggio, R</b> (1, 4) OBP: 0.370, SLG: 0.400 <b>Mike Lamb, L</b> (5, PH) OBP: 0.179, SLG: 0.385	1-0 17 BB 1B		0-3 K	0-0 P4	0-3 K			0-0 G6-3		3	0	1	0	0	1	1	<b>Houston Astros @ Cleveland Indians</b> Chain of Lakes Park, Winter Haven, FL Sat Mar 18 2006, 1:05 PM EST Att: 5,249 - Sunny - 80 F				
<b>5 Jeff Banwell, R</b> (1, 3) OBP: 0.357, SLG: 0.304 <b>4 Eric Bruntlett, R</b> (5, 4) OBP: 0.211, SLG: 0.278	0-3 K		0-0 17 BB 1B	0-0 17 BB 1B	1-3 1B		0-0 F9	0-0 F8		3	2	2	0	0	1	1					
<b>17 Lance Berkman, S</b> (1, 7) OBP: 0.461, SLG: 0.409 <b>13 Eric Munson, L</b> (5, 5)	4-0 BB		4-0 16 BB 1B	0-0 BB	0-0 BB		0-0 G4-3	0-0 E9		1	2	1	1	2	0	0					
<b>Preston Wilson, R</b> (1, 10) OBP: 0.478, SLG: 0.684 <b>31 Kevin Orle, R</b> (6, PH) OBP: 0.296, SLG: 0.593	0-3 K		0-3 K	1B BB	1-2 BB		0-0 BB	0-0 L6		2	0	0	0	1	2	4					
<b>Morgan Ensberg, R</b> (1, 5) OBP: 0.313, SLG: 0.321 <b>Luke Scott, L</b> (5, 7)	0-3 K		0-0 16 BB 1B	1-3 2-H 1B	1-3 2-H 1B		4-0 BB	4-0 G4-3 BB		3	0	2	3	0	1	2					
<b>16 Jason Lane, R</b> (1, 8) OBP: 0.457, SLG: 0.742 <b>Charlton Jimerson, R</b> (5, 8) OBP: 0.324, SLG: 0.433		0-0 1B	0-0 1-3 2-H 1B	0-0 F7			0-3 K	0-3 K		3	0	2	1	0	0	2					
<b>2 Chris Burke, R</b> (1, 6) OBP: 0.317, SLG: 0.378 <b>Brooks Conrad, S</b> (7, 4)	0-0 L9		0-0 G6-3		0-0 F9		0-0 G4-3	0-0 G4-3		4	0	0	0	0	0	3					
<b>Orlando Palmeiro, L</b> (1, 9) OBP: 0.333, SLG: 0.348 <b>55 Humberto Quintero, R</b> (5, 2) OBP: 0.167, SLG: 0.333	0-0 F7			0-0 F7	0-0 BB		0-0 G2-3	0-0 G3		3	0	1	0	0	0	1					
<b>Raul Chavez, R</b> (1, 2) OBP: 0.333, SLG: 0.263 <b>Josh Anderson, L</b> (5, 9) OBP: 0.240, SLG: 0.250	0-3 K			0-0 5 BB 17 BB 1B	0-0 L5		0-0 G1-3			3	1	1	0	0	1	2					
<b>Inning Stats</b>	R: 0 E: 0 K: 3 S: 10	H: 1 LOB: 2 BB: 1 P: 15	R: 0 E: 0 K: 1 S: 6	H: 1 LOB: 1 BB: 0 P: 6	R: 2 E: 0 K: 2 S: 10	H: 3 LOB: 2 BB: 1 P: 14	R: 3 E: 0 K: 0 S: 7	H: 4 LOB: 2 BB: 1 P: 11	R: 0 E: 0 K: 1 S: 6	H: 1 LOB: 1 BB: 0 P: 6	R: 0 E: 0 K: 1 S: 6	H: 0 LOB: 0 BB: 0 P: 3	R: 0 E: 1 K: 0 S: 4	H: 0 LOB: 1 BB: 0 P: 4	R: 0 E: 0 K: 1 S: 5	H: 0 LOB: 1 BB: 1 P: 9		1B: 11 2B: 0 3B: 0 HR: 0	SF: 0 SAC: 0 DP: 0 HBP: 0	WP: 0 PB: 0 SB: 0 CS: 0	PA: 44
<b>PITCHER</b>	IP	WLS	BF	H	R	ER	SO	BB	IBB	HBP	BLK	WP	HR	S	P	ERA	WHIP				
<b>CC Sabathia, L</b> (1, 1) ERA: 8.76	3.2		22	8	5	5	6	3	0	0	0	0	0	31	44	12.27	3.000				
<b>46 Ben Howard, R</b> (4, 1) ERA: 2.45	0.1		2	1	0	0	0	0	0	0	0	0	0	2	2	0.00	3.000				
<b>32 Danny Graves, R</b> (5, 1) ERA: 3.12	1.0		4	1	0	0	1	0	0	0	0	0	0	6	6	0.00	1.000				
<b>27 Steve Karsay, R</b> (6, 1) ERA: 8.0	1.0	W	5	1	0	0	1	1	0	0	0	0	0	6	10	0.00	2.000				
<b>Jason Davis, R</b> (7, 1) ERA: 3.75	1.0	H	3	0	0	0	0	0	0	0	0	0	0	3	3	0.00	0.000				
<b>PITCHER</b>	IP	WLS	BF	H	R	ER	SO	BB	IBB	HBP	BLK	WP	HR	S	P	ERA	WHIP				
<b>Jeremy Guthrie, R</b> (8, 1) ERA: 5.14	2.0		8	0	0	0	1	1	0	0	0	0	0	9	13	0.00	0.500				

Batter	1	2	3	4	5	6	7	8	9	AB	R	H	RBI	BB	SO	LOB	BOTTOM				
<b>24 Grady Sizemore, L</b> (1, 8) OBP: 0.486, SLG: 0.759 <b>38 Franklin Gutierrez, R</b> (7, 8) OBP: 0.333, SLG: 0.225	0-0 E4 B1-3		0-0 G2-6-3	0-0 2-H 3B		4-0 2B BB				3	1	1	1	1	0	1	<b>Houston Astros @ Cleveland Indians</b> Chain of Lakes Park, Winter Haven, FL Sat Mar 18 2006, 1:05 PM EST Att: 5,249 - Sunny - 80 F				
<b>Jason Michaels, R</b> (1, 7) OBP: 0.382, SLG: 0.414 <b>Jason Dubois, R</b> (7, 7) OBP: 0.537, SLG: 0.688	0-0 B1-3		0-0 G5-3	4-0 BB		0-0 1-H 2B				3	0	1	1	1	0	1					
<b>Todd Hollandsworth, L</b> (1, 9) OBP: 0.294, SLG: 0.344	0-3 K			0-0 BB G3		0-0 L5				4	1	1	0	0	1	3					
<b>48 Travis Hafner, L</b> (1, 10) OBP: 0.621, SLG: 1.045		0-0 G4-3		4-0 25 HBP 10 WP BB	0-0 F8		0-3 K			3	1	0	0	1	1	0					
<b>Aaron Boone, R</b> (1, 5) OBP: 0.500, SLG: 0.880 <b>64 Jose Flores, R</b> (6, 6) OBP: 0.211, SLG: 0.167		4-0 10 E BB		0-0 10 WP 10 HBP G5-3	0-3 K		0-0 G4-3			2	1	0	0	1	1	1					
<b>25 Ryan Garko, R</b> (1, 3) OBP: 0.442, SLG: 0.424 <b>Eduardo Perez, R</b> (5, 3) OBP: 0.400, SLG: 0.400		0-0 F9		1-0 10 G5-3 15 WP E HBP	0-0 BB		0-0 F9			1	1	0	0	0	0	1					
<b>10 Kelly Shoppach, R</b> (1, 2) ERA: 1.88 <b>11 Einar Diaz, R</b> (7, 2) OBP: 0.408, SLG: 0.619		4-0 BB		1-0 G5-3	0-3 K			0-0 F8		2	0	0	1	1	1	2					
<b>15 Ramón Vázquez, L</b> (1, 6) OBP: 0.282, SLG: 0.395		0-0 G4-3		0-0 E3 24 BB 3B		0-0 F8		0-0 F9		4	1	0	1	0	0	2					
<b>Lou Merloni, R</b> (1, 4) OBP: 0.435, SLG: 0.529			1-0 24 BB G2-6-3 HBP	0-0 K	0-0 F7		0-0 G4-3			3	0	0	0	0	1	1					
<b>Inning Stats</b>	R: 0 E: 1 K: 1 S: 5	H: 0 LOB: 0 BB: 0 P: 5	R: 0 E: 0 K: 0 S: 3	H: 0 LOB: 2 BB: 2 P: 11	R: 0 E: 0 K: 0 S: 2	H: 0 LOB: 0 BB: 0 P: 3	R: 5 E: 2 K: 1 S: 9	H: 2 LOB: 2 BB: 2 P: 20	R: 0 E: 0 K: 2 S: 8	H: 1 LOB: 1 BB: 0 P: 8	R: 1 E: 0 K: 0 S: 4	H: 1 LOB: 1 BB: 1 P: 8	R: 0 E: 0 K: 1 S: 5	H: 0 LOB: 0 BB: 0 P: 5	R: 0 E: 0 K: 0 S: 3	H: 0 LOB: 0 BB: 0 P: 3		1B: 2 2B: 2 3B: 1 HR: 0	SF: 0 SAC: 0 DP: 2 HBP: 2	WP: 1 PB: 0 SB: 1 CS: 0	PA: 36
<b>PITCHER</b>	IP	WLS	BF	H	R	ER	SO	BB	IBB	HBP	BLK	WP	HR	S	P	ERA	WHIP				
<b>Ezequiel Astacio, R</b> (1, 1) ERA: 4.26	3.2		20	2	5	2	2	4	0	2	0	0	0	18	38	4.91	1.636				
<b>58 Dave Borkowski, R</b> (4, 1) ERA: 6.23	0.1		1	0	0	0	0	0	0	0	0	0	0	1	1	0.00	0.000				
<b>51 Wandy Rodriguez, L</b> (5, 1) ERA: 6.23	4.0	L	15	2	1	1	3	1	0	0	0	0	0	20	24	2.25	0.750				

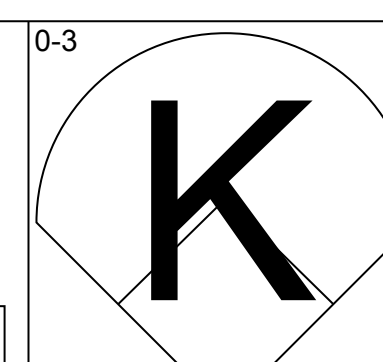
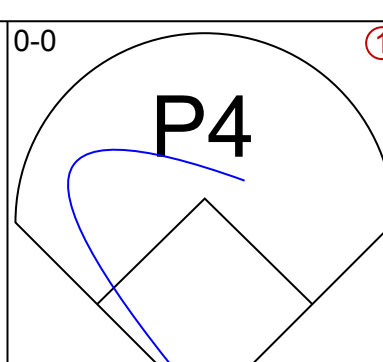
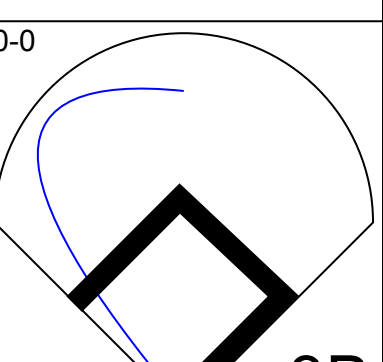
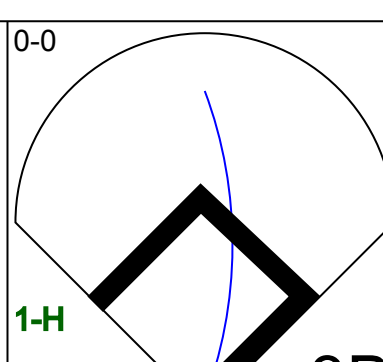
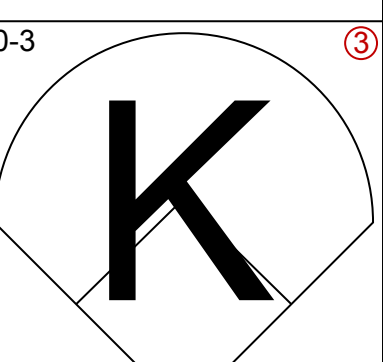

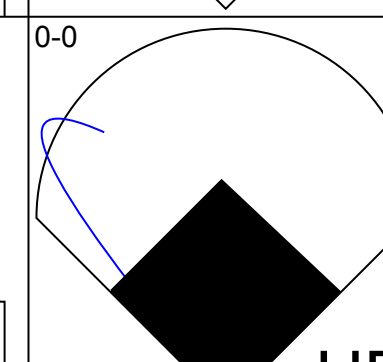
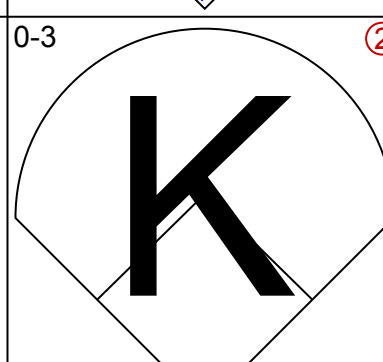
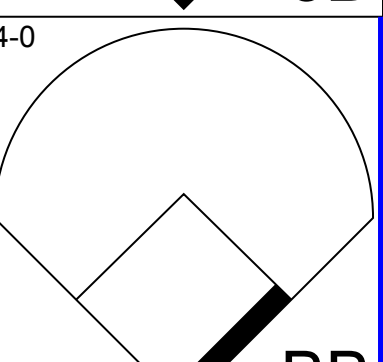
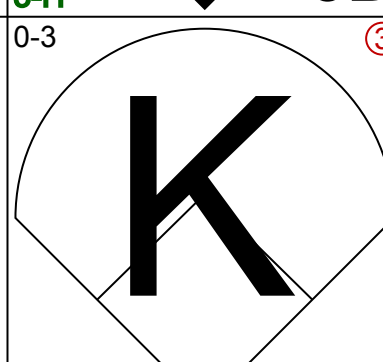
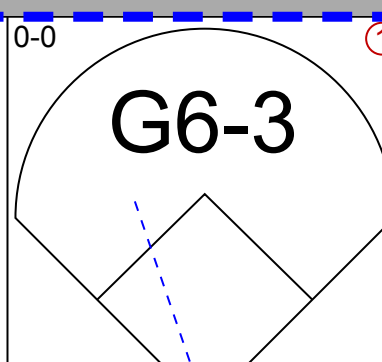
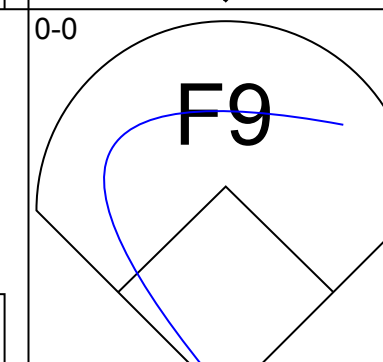
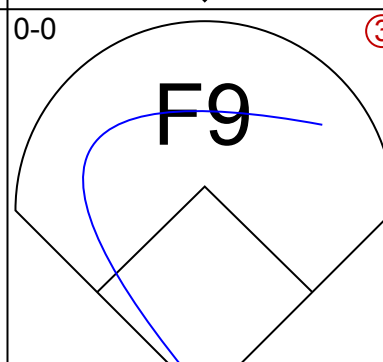
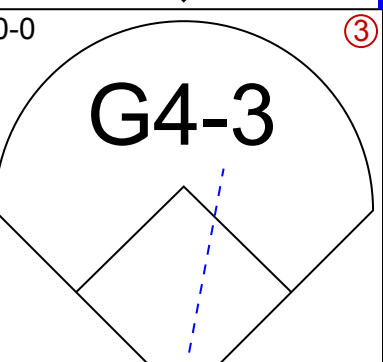

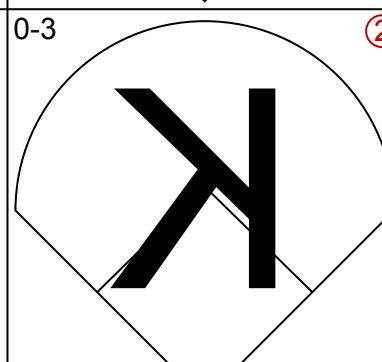
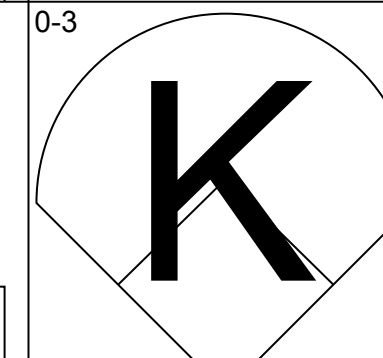
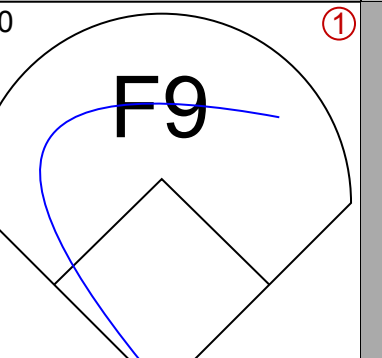
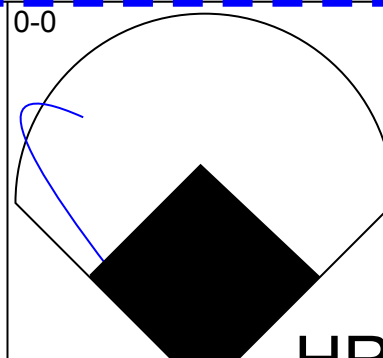

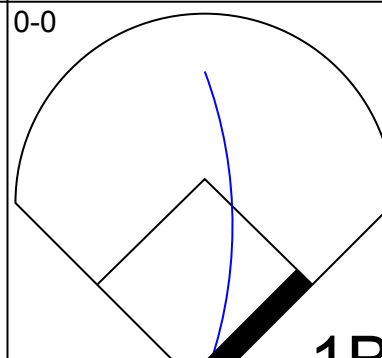
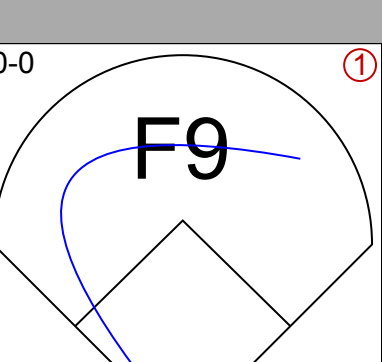
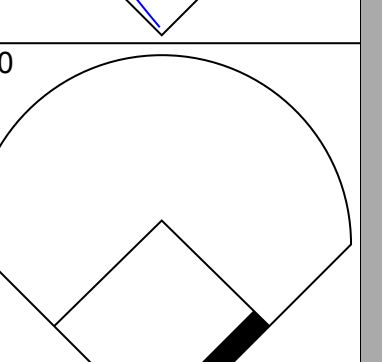
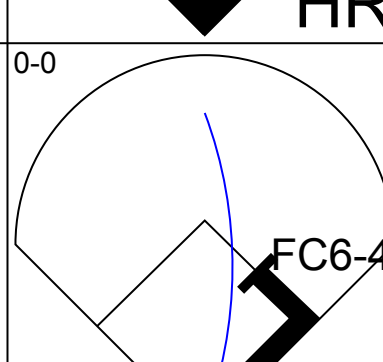

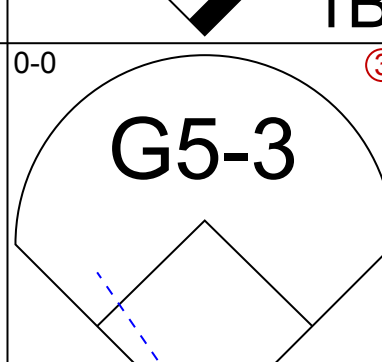
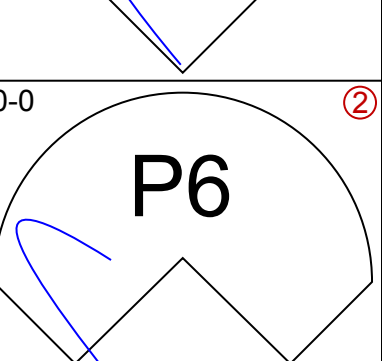
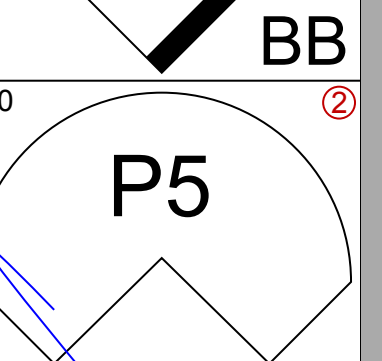
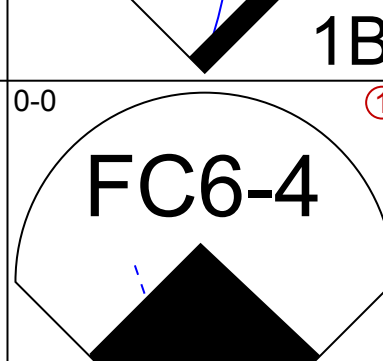
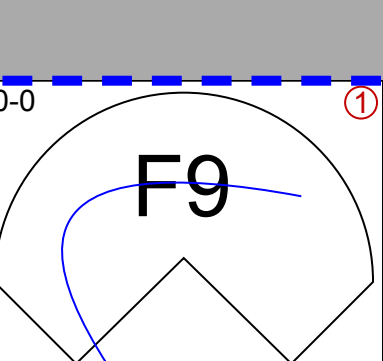
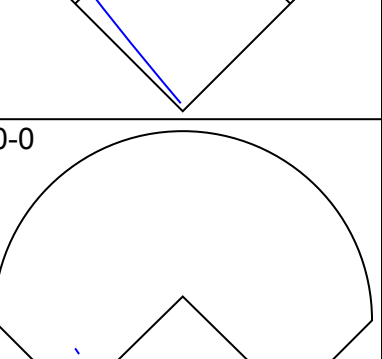
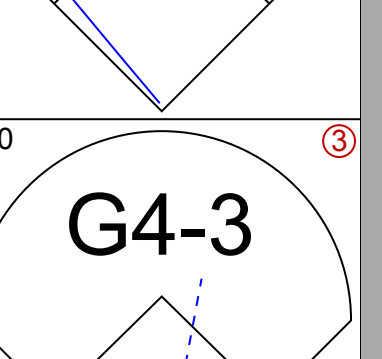
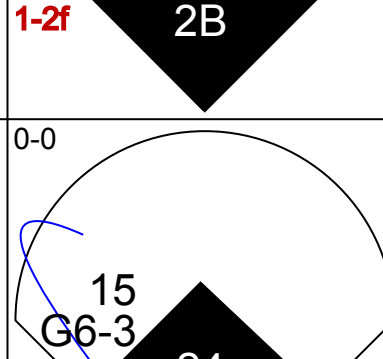
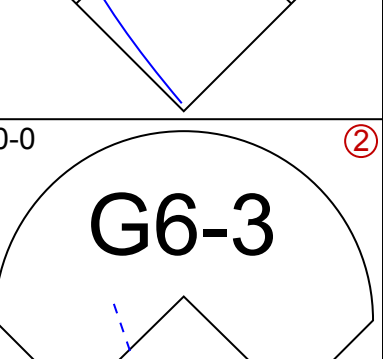
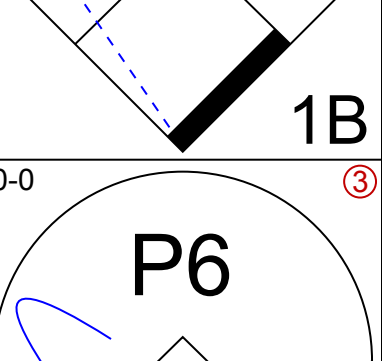
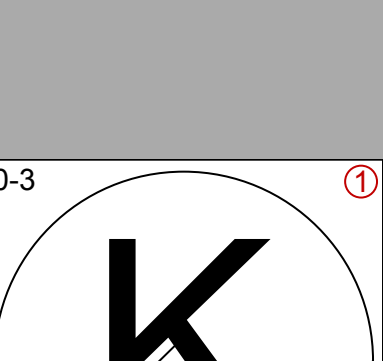
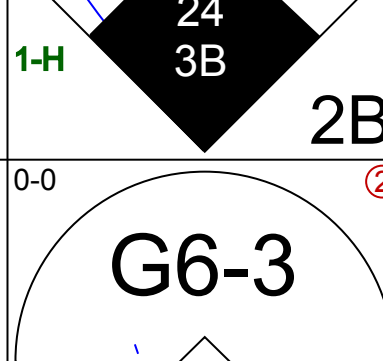
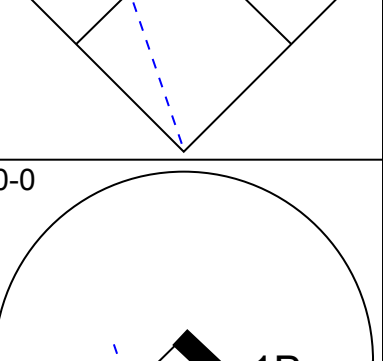
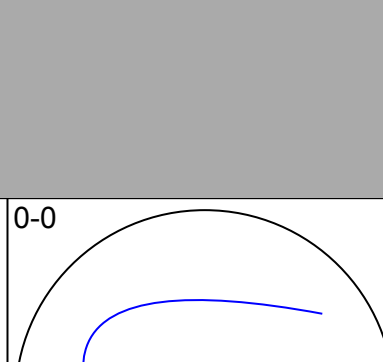
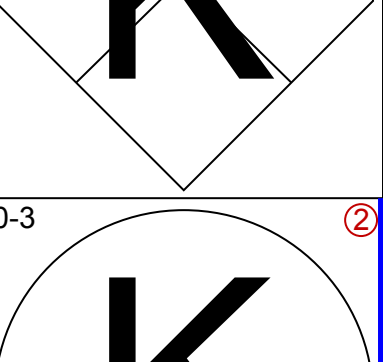
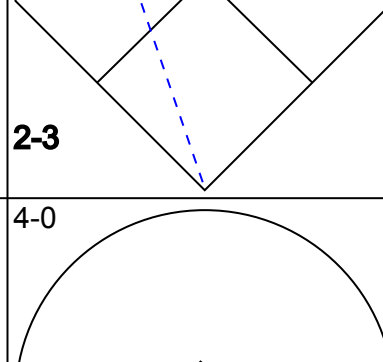
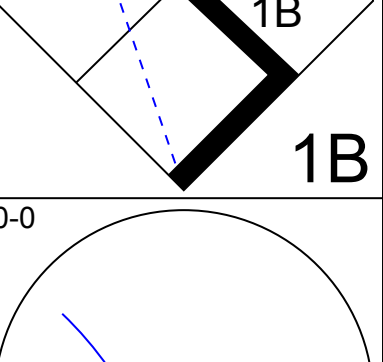


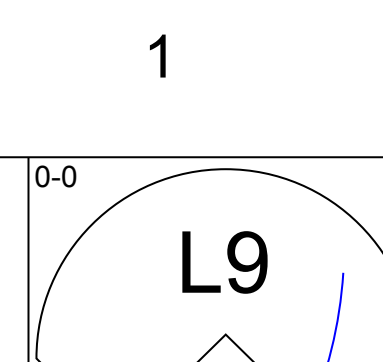
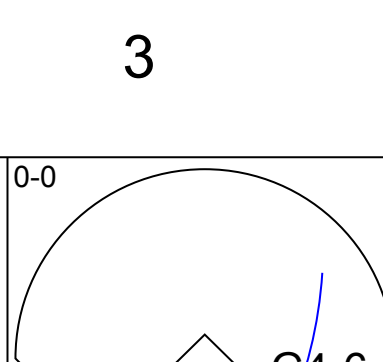
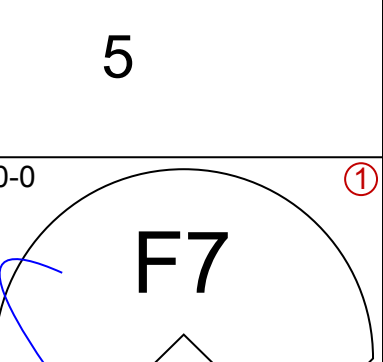
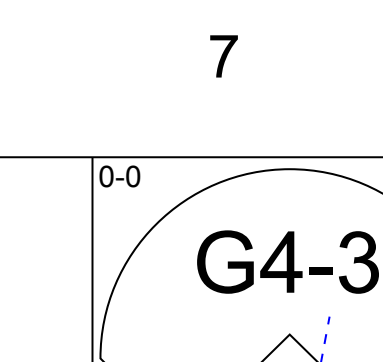
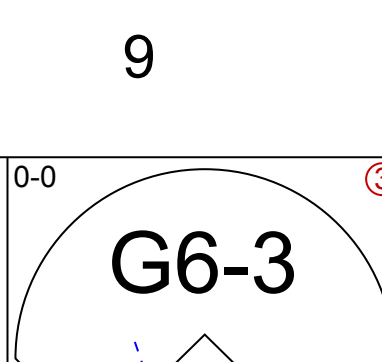

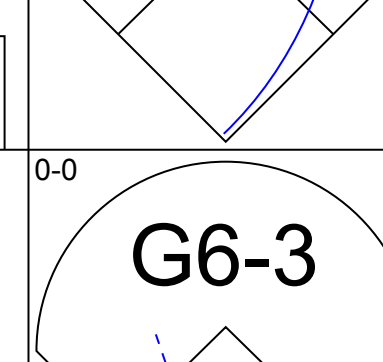
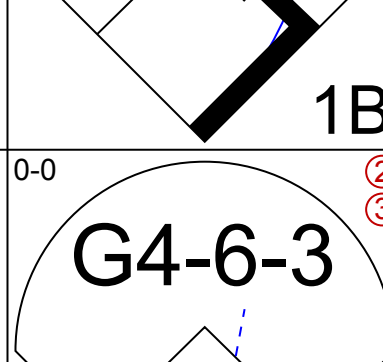
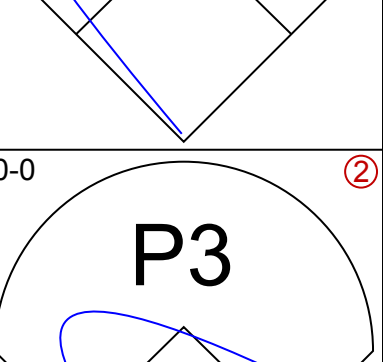
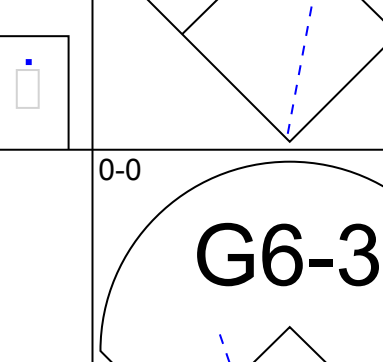
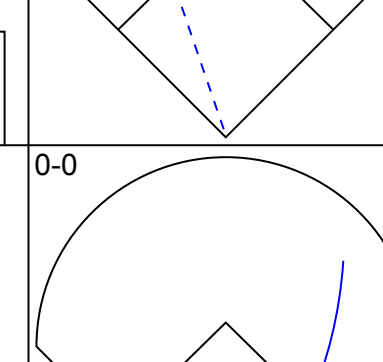
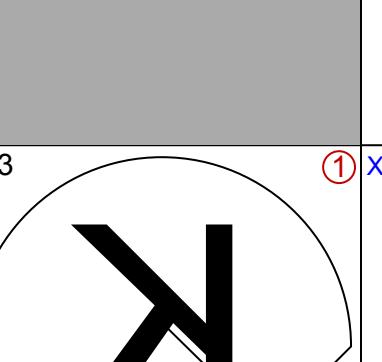
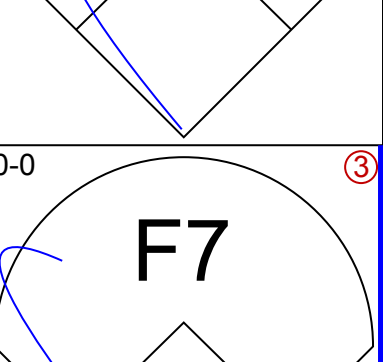
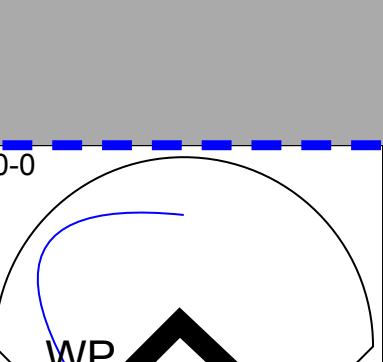

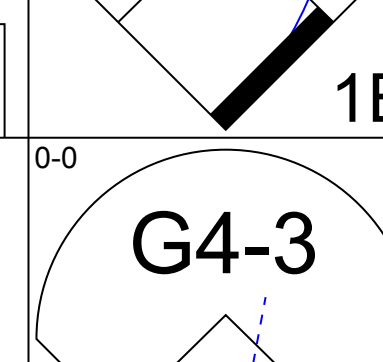
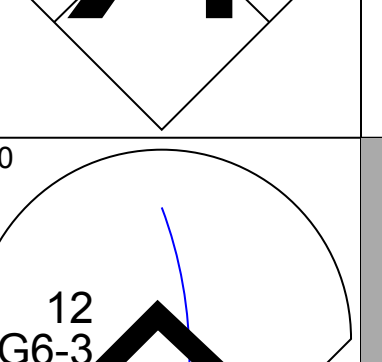
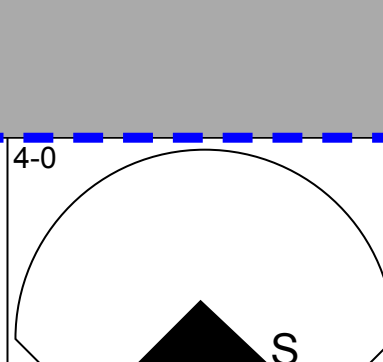
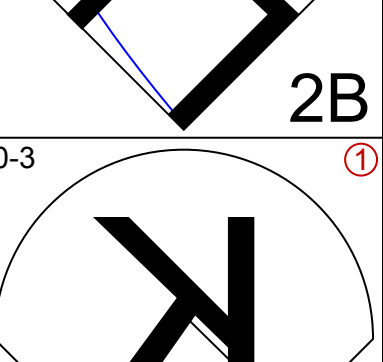
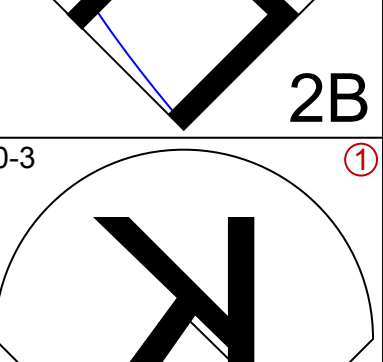
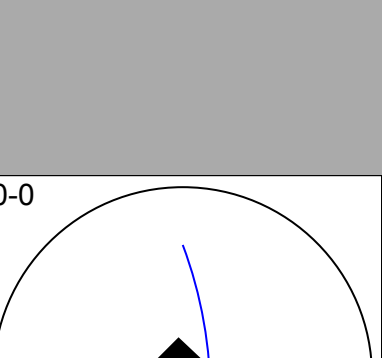

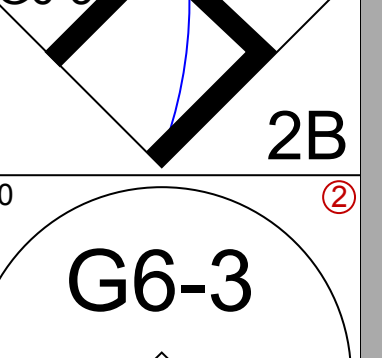
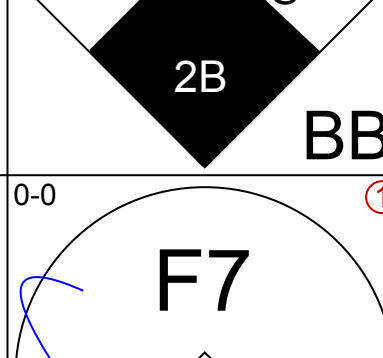
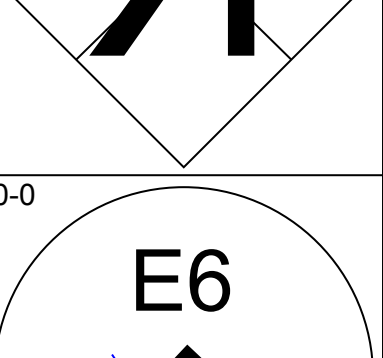
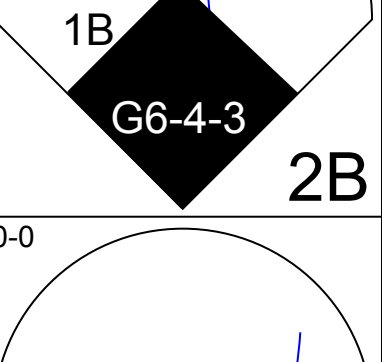

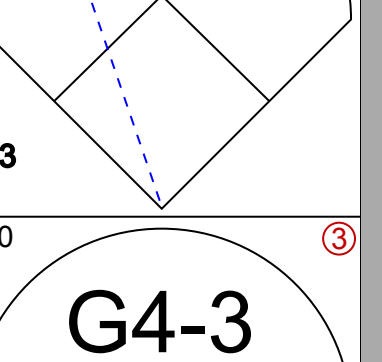
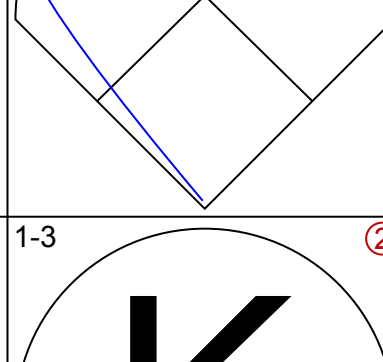
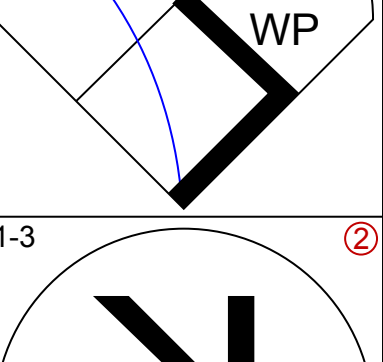
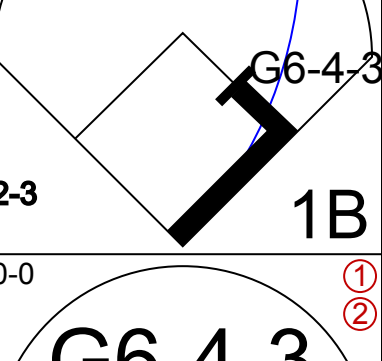

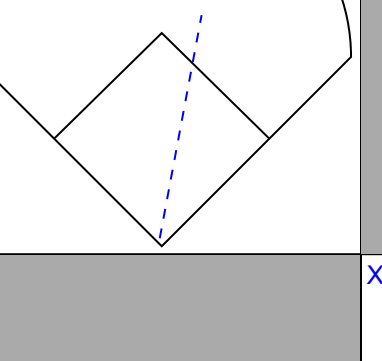
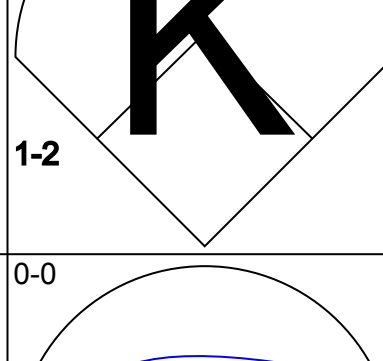


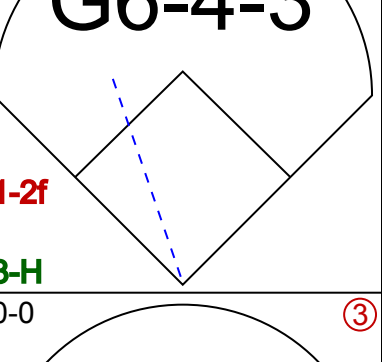

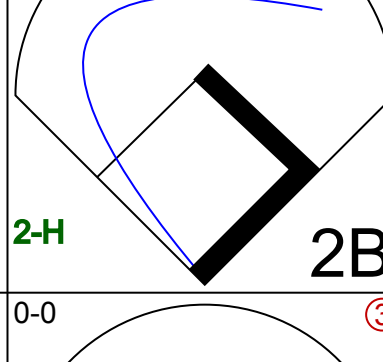
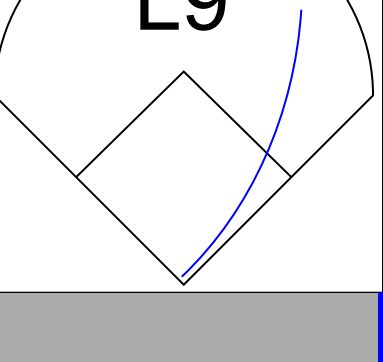
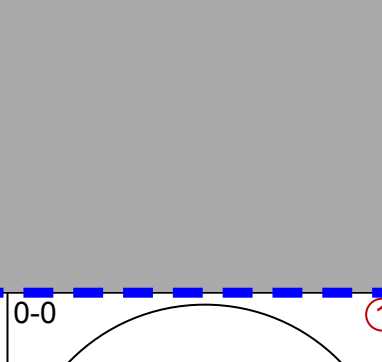

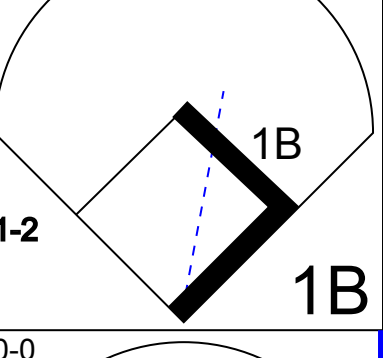

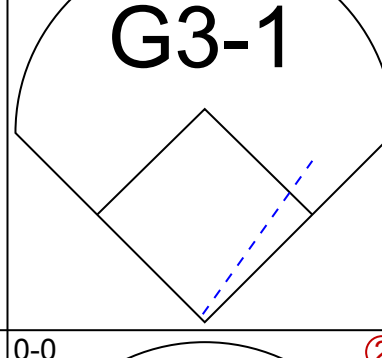
Batter	1	2	3	4	5	6	7	8	9	AB	R	H	RBI	BB	SO	LOB	TOP										
Jason Michaels, R OBP: 0.368, SLG: 0.455	E6 1B		F7		K			K		4	0	1	0	0	1	2	Cleveland Indians @ New York Yankees Legends Field, Tampa, FL Sun Mar 19 2006, 1:15 PM EST Att: 10,269 - Sunny - 80 F										
Casey Blake, R OBP: 0.350, SLG: 0.538 38 Franklin Gutierrez, R OBP: 0.333, SLG: 0.226	1B		1B		K			K		4	0	2	0	0	2	1											
2 Jhonny Perella, R OBP: 0.343, SLG: 0.533 15 Ramón Vázquez, L OBP: 0.275, SLG: 0.385	K		F8		F7			F8		3	0	0	0	0	1	3											
41 Victor Martinez, S OBP: 0.333, SLG: 0.250 11 Einar Diaz, R OBP: 0.391, SLG: 0.591	K				F8			G5-3		3	0	0	0	0	1	2											
Eduardo Perez, R OBP: 0.250, SLG: 0.250 Lou Merloni, R OBP: 0.417, SLG: 0.500	F8				K			G5-3		3	0	0	0	0	1	2											
Jason Dubois, R OBP: 0.523, SLG: 0.657			K		K			K		3	0	1	0	0	2	0											
25 Ryan Garko, R OBP: 0.413, SLG: 0.389			K		G5-3			G6-4-3		3	0	0	0	0	1	1											
30 Andy Marte, R OBP: 0.376, SLG: 0.588			K					E6 1B		3	0	1	0	0	1	0											
64 Jose Flores, R OBP: 0.227, SLG: 0.190					F9			G5-4-3		3	0	1	0	0	0	2											
<b>Inning Stats</b>	R: 0 E: 1 K: 2 S: 9	H: 1 LOB: 2 BB: 0 P: 10	R: 0 E: 0 K: 3 S: 9	H: 0 LOB: 0 BB: 0 P: 9	R: 0 E: 0 K: 0 S: 4	H: 2 LOB: 1 BB: 0 P: 5	R: 0 E: 0 K: 2 S: 7	H: 0 LOB: 0 BB: 0 P: 7	R: 0 E: 0 K: 1 S: 6	H: 1 LOB: 1 BB: 0 P: 6	R: 0 E: 0 K: 1 S: 5	H: 0 LOB: 0 BB: 0 P: 5	R: 0 E: 0 K: 0 S: 3	H: 1 LOB: 0 BB: 0 P: 3	R: 0 E: 1 K: 1 S: 6	H: 1 LOB: 1 BB: 0 P: 6	R: 0 E: 0 K: 0 S: 3	H: 0 LOB: 0 BB: 0 P: 3	1B: 5 2B: 0 3B: 1 HR: 0	SF: 0 SAC: 0 DP: 2 HBP: 0	WP: 0 PB: 0 SB: 1 CS: 1	PA: 32					
<b>PITCHER</b>	IP	WLS	BF	H	R	ER	SO	BB	IBB	HBP	BLK	WP	HR	S	P	ERA	WHIP										
Randy Johnson, L ERA: 3.5	6.0	W	22	4	0	0	9	0	0	0	0	0	0	40	42	0.00	0.667										
Al Leiter, L ERA:	0.1	H	1	0	0	0	0	0	0	0	0	0	0	1	1	0.00	0.000										
Mike Myers, L ERA: 4.32	0.2	H	2	1	0	0	0	0	0	0	0	0	0	2	2	0.00	1.500										
Kyle Farnsworth, R ERA: 1.29	1.0	H	4	1	0	0	1	0	0	0	0	0	0	6	6	0.00	1.000										
Tanyon Sturtze, R ERA: 11.25	1.0	S	3	0	0	0	0	0	0	0	0	0	0	3	3	0.00	0.000										

Batter	1	2	3	4	5	6	7	8	9	AB	R	H	RBI	BB	SO	LOB	BOTTOM										
18 Johnny Damon, L OBP: 0.667, SLG: 0.800 78 Eric Duncan, L OBP: 0.452, SLG: 0.793	2B	G5-4-3			H 12 G6-4-3 HBP			12 1B		2	1	1	0	0	0	2	Cleveland Indians @ New York Yankees Legends Field, Tampa, FL Sun Mar 19 2006, 1:15 PM EST Att: 10,269 - Sunny - 80 F										
2 Derek Jeter, R OBP: 0.333, SLG: 0.500 91 Ramiro Pena, S OBP: 0.417, SLG: 0.458	1B		G5-3		F9			K		3	1	1	1	0	0	2											
25 Jason Giambi, L OBP: 0.423, SLG: 0.333 12 Andy Phillips, R OBP: 0.393, SLG: 0.420	2B				G6-4-3			G6-4-3 1B		1	0	1	1	1	0	0											
13 Alex Rodriguez, R OBP: 0.303, SLG: 0.148	1B		BB		FC4-6 FC5-4			G6-4-3		3	0	0	0	0	2	2											
92 Marcos Vechionacci, S OBP: 0.303, SLG: 0.148	K							K		1	0	0	0	0	0	2											
Gary Sheffield, R OBP: 0.194, SLG: 0.083 64 Kevin Reese, L OBP: 0.350, SLG: 0.395	1B				FC5-4			G5-3		3	0	1	0	0	0	1											
55 Hideki Matsui, L OBP: 0.400, SLG: 0.576 27 Kevin Thompson, R OBP: 0.476, SLG: 0.590	1B				G4-3			G4-3		0	0	0	0	0	0	0											
Bernie Williams, S OBP: 0.400, SLG: 0.250					F7			K		2	0	0	0	1	1	0											
Mitch Jones, R OBP: 0.326, SLG: 0.689								K		0	0	0	0	0	0	0											
24 Robinson Cano, L OBP: 0.404, SLG: 0.566 28 Felix Escalona, R OBP: 0.351, SLG: 0.455								K		3	0	2	0	0	1	0											
Kelly Stinnett, R OBP: 0.346, SLG: 0.375 85 Omar Santos, R OBP: 0.222, SLG: 0.125					CS			G5-3		0	0	0	0	0	0	0											
<b>Inning Stats</b>	R: 2 E: 0 K: 1 S: 8	H: 4 LOB: 1 BB: 0 P: 9	R: 0 E: 0 K: 1 S: 5	H: 1 LOB: 1 BB: 1 P: 9	R: 0 E: 0 K: 0 S: 3	H: 0 LOB: 1 BB: 1 P: 7	R: 0 E: 0 K: 0 S: 3	H: 1 LOB: 0 BB: 0 P: 5	R: 0 E: 0 K: 0 S: 3	H: 1 LOB: 1 BB: 0 P: 4	R: 0 E: 0 K: 1 S: 5	H: 0 LOB: 0 BB: 0 P: 5	R: 0 E: 0 K: 2 S: 7	H: 0 LOB: 0 BB: 0 P: 7	R: 0 E: 0 K: 1 S: 6	H: 2 LOB: 1 BB: 0 P: 6	R: 0 E: 0 K: 0 S: 3	H: 0 LOB: 0 BB: 0 P: 3	1B: 8 2B: 2 3B: 0 HR: 0	SF: 0 SAC: 0 DP: 4 HBP: 1	WP: 0 PB: 0 SB: 1 CS: 2	PA: 32					
<b>PITCHER</b>	IP	WLS	BF	H	R	ER	SO	BB	IBB	HBP	BLK	WP	HR	S	P	ERA	WHIP										
Jason Johnson, R ERA: 3.6	5.0	L	21	7	2	2	2	2	0	0	0	0	0	18	18	0.00	0.667										
55 Roberto Hernandez, R ERA: 0.75	3.0		10	2	0	0	4	0	0	0	0	0	0	18	18	0.00	0.667										





Batter	1	2	3	4	5	6	7	8	9	AB	R	H	RBI	BB	SO	LOB	TOP									
24 Grady Sizemore, L OBP: 0.487, SLG: 0.848 Fernando Cabrera, R E: 0.375, SLG: 0.565										4	0	2	2	0	1	1	<p>Cleveland Indians @ Cincinnati Reds Ed Smith Stadium, Sarasota, FL Tue Mar 21 2006, 1:05 PM EST Att: 6,983 - Sunny - 81 F</p> <p>livebaseballscorecards.com</p> <p>AB 38 R 5 H 11 RBI 5 BB 3 SO 10 LOB 14</p> 									
Ronnie Belliard, R OBP: 0.500, SLG: 1.600 64 Jose Flores, R OBP: 0.208, SLG: 0.174										2	1	1	1	1	1	1										
48 Travis Hafner, L OBP: 0.363, SLG: 0.920 Ben Broussard, L OBP: 0.308, SLG: 0.314										3	0	0	0	0	3	2										
41 Victor Martinez, S OBP: 0.308, SLG: 0.500 32 Danny Graves, R E: 0.270, SLG: 0.314 27 Steve Karsay, R E: 0.405, SLG: 0.405 25 Ryan Garko, R OBP: 0.325, SLG: 0.219 Scott Sauerbeck, R E: 0.388, SLG: 0.571										4	1	1	1	0	2	0										
Eduardo Perez, R OBP: 0.308, SLG: 0.250										4	0	1	0	1	0	1										
Todd Hollandsworth, L OBP: 0.270, SLG: 0.314 30 Andy Marte, R OBP: 0.388, SLG: 0.571										3	1	0	0	0	2	1										
Aaron Boone, R OBP: 0.516, SLG: 0.893 38 Franklin Gutierrez, R OBP: 0.325, SLG: 0.219										3	1	2	1	0	0	1										
15 Ramon Vazquez, L OBP: 0.273, SLG: 0.372										4	0	1	0	0	1	2										
31 Cliff Lee, L OBP: 0.500, SLG: 0.500 Jason Dubois, R OBP: 0.543, SLG: 0.667										2	0	1	0	0	1	0										
Inning Stats	R: 1 E: 0 K: 2 S: 8	H: 1 LOB: 0 BB: 0 P: 8	R: 0 E: 0 K: 0 S: 4	H: 1 LOB: 1 BB: 0 P: 4	R: 0 E: 0 K: 1 S: 6	H: 1 LOB: 1 BB: 0 P: 6	R: 0 E: 0 K: 0 S: 3	H: 0 LOB: 1 BB: 1 P: 7	R: 0 E: 0 K: 2 S: 8	H: 1 LOB: 2 BB: 1 P: 12	R: 4 E: 0 K: 1 S: 9	H: 4 LOB: 1 BB: 1 P: 13	R: 0 E: 0 K: 2 S: 7	H: 0 LOB: 0 BB: 0 P: 7	R: 0 E: 0 K: 1 S: 7	H: 2 LOB: 2 BB: 0 P: 7		R: 0 E: 0 K: 1 S: 6	H: 1 LOB: 1 BB: 0 P: 6	1B: 6 2B: 1 3B: 2 HR: 2	SF: 0 SAC: 0 DP: 0 HBP: 0	WP: 0 PB: 0 SB: 0 CS: 0	PA: 41			
PITCHER	IP	WLS	BF	H	R	ER	SO	BB	IBB	HBP	BLK	WP	HR	S	P	ERA		WHIP								
Brandon Clausen, L ERA: 2.25 75 Jake Robbins, R ERA: 4.15 Chris Hammond, L ERA: 3.68 Rick White, R ERA: 3.68 Kent Mercker, L ERA: 1.8	(1, 1)	5.0	21	4	1	1	5	2	0	0	0	0	0	1	29	37		1.80	1.200							

Batter	1	2	3	4	5	6	7	8	9	AB	R	H	RBI	BB	SO	LOB	BOTTOM									
Tony Womack, L OBP: 0.432, SLG: 0.412 16 Frank Menechino, R OBP: 0.240, SLG: 0.136										3	0	1	0	0	0	3	<p>Cleveland Indians @ Cincinnati Reds Ed Smith Stadium, Sarasota, FL Tue Mar 21 2006, 1:05 PM EST Att: 6,983 - Sunny - 81 F</p> <p>livebaseballscorecards.com</p> <p>AB 36 R 2 H 10 RBI 1 BB 1 SO 5 LOB 24</p> 									
Felipe Lopez, S OBP: 0.277, SLG: 0.304 9 Jacob Cruz, L OBP: 0.393, SLG: 0.333										3	0	0	0	0	4	1										
Ken Griffey Jr., L OBP: 0.333, SLG: 0.333 75 Jake Robbins, R ERA: 4.15 27 Brian Buchanan, R OBP: 0.520, SLG: 0.840										3	0	1	0	0	1	3										
Adam Dunn, L OBP: 0.366, SLG: 0.559 27 Chris Denorfia, R OBP: 0.320, SLG: 0.333										2	0	1	0	1	0	1										
12 Edwin Encarnación, R OBP: 0.510, SLG: 1.043 77 Aaron Holbert, R OBP: 0.143, SLG: 0.385										3	1	1	0	0	2	1										
Scott Hatteberg, L OBP: 0.350, SLG: 0.429 Dane Sardinha, R OBP: 0.378, SLG: 0.333										3	0	1	0	0	1	2										
Austin Kearns, R OBP: 0.383, SLG: 0.415 43 Matt Kata, S OBP: 0.200, SLG: 0.235										3	0	2	1	0	0	1										
Javier Valentin, S OBP: 0.625, SLG: 0.714 Chris Hammond, L ERA: 2.78 Rick White, R ERA: 3.68 Kent Mercker, L ERA: 1.8										3	0	1	0	0	2	0										
54 Andy Abad, L OBP: 0.432, SLG: 0.400 Brandon Clausen, R OBP: 0.400, SLG: 0.600 15 Dewayne Wise, L OBP: 0.386, SLG: 0.775										2	0	1	0	0	1	0										
Inning Stats	R: 0 E: 0 K: 0 S: 4	H: 1 LOB: 1 BB: 0 P: 4	R: 1 E: 0 K: 0 S: 4	H: 2 LOB: 0 BB: 0 P: 4	R: 0 E: 0 K: 1 S: 5	H: 1 LOB: 0 BB: 0 P: 5	R: 0 E: 0 K: 1 S: 6	H: 1 LOB: 1 BB: 0 P: 6	R: 0 E: 0 K: 1 S: 6	H: 3 LOB: 3 BB: 0 P: 6	R: 1 E: 0 K: 0 S: 6	H: 1 LOB: 2 BB: 1 P: 11	R: 0 E: 0 K: 2 S: 9	H: 0 LOB: 0 BB: 0 P: 3	R: 0 E: 1 K: 2 S: 9	H: 1 LOB: 2 BB: 0 P: 10		R: 0 E: 0 K: 0 S: 3	H: 0 LOB: 0 BB: 0 P: 3	1B: 6 2B: 4 3B: 0 HR: 0	SF: 0 SAC: 0 DP: 2 HBP: 0	WP: 1 PB: 0 SB: 1 CS: 0	PA: 37			
PITCHER	IP	WLS	BF	H	R	ER	SO	BB	IBB	HBP	BLK	WP	HR	S	P	ERA		WHIP								
31 Cliff Lee, L ERA: 5.5 Fernando Cabrera, R ERA: 4.5 32 Danny Graves, R ERA: 2.78 27 Steve Karsay, R ERA: 7.2 Scott Sauerbeck, L ERA: 8.75	(1, 1)	5.0	21	8	1	1	2	0	0	0	0	0	0	6	11	9.00		2.000								



Batter	1	2	3	4	5	6	7	8	9	AB	R	H	RBI	BB	SO	LOB	TOP								
24 Grady Sizemore, L OBP: 0.465, SLG: 0.784	G5-3		P5		F7		CS 1B			4	0	1	0	0	0	4	<b>Cleveland Indians @ Houston Astros</b> Osceola County Stadium, Kissimmee, FL Wed Mar 22 2006, 7:05 PM EST Att: 5,367 - Clear - 67 F								
Jason Michaels, R OBP: 0.397, SLG: 0.432	K		FC1-6				CS	F9		4	0	1	1	0	1	2									
2 Johnny Perella, R OBP: 0.333, SLG: 0.485	G5-3		F8							3	0	0	0	1	0	2									
48 Travis Hafner, L OBP: 0.556, SLG: 0.893		G6-3 BB		K						3	0	1	0	1	1										
Ronnie Belliard, R OBP: 0.556, SLG: 1.250 15 Ramón Vázquez, L OBP: 0.289, SLG: 0.386	G6-3									3	0	2	0	0	0	1									
Ben Broussard, L OBP: 0.279, SLG: 0.282	K		G5-4-3 1B							1	0	1	0	0	0	0									
Aaron Boone, R OBP: 0.500, SLG: 0.839 Lou Merloni, R OBP: 0.400, SLG: 0.474										3	1	1	0	0	1	2									
Casey Blake, R OBP: 0.404, SLG: 0.524										1	0	0	0	0	1	1									
10 Kelly Shoppach, R OBP: 0.324, SLG: 0.185 11 Einar Diaz, R OBP: 0.375, SLG: 0.565										3	1	1	0	1	2	1									
										0	0	0	0	0	0	0									
<b>Inning Stats</b>	R: 0 E: 0 K: 1 S: 5	H: 0 LOB: 0 BB: 0 P: 5	R: 0 E: 0 K: 1 S: 4	H: 0 LOB: 0 BB: 1 P: 8	R: 0 E: 0 K: 0 S: 6	H: 3 LOB: 2 BB: 0 P: 6	R: 0 E: 0 K: 1 S: 5	H: 1 LOB: 0 BB: 0 P: 5	R: 1 E: 0 K: 0 S: 6	H: 2 LOB: 2 BB: 1 P: 10	R: 0 E: 0 K: 0 S: 5	H: 2 LOB: 2 BB: 0 P: 5	R: 0 E: 0 K: 1 S: 6	H: 1 LOB: 0 BB: 0 P: 6	R: 0 E: 0 K: 0 S: 2	H: 0 LOB: 0 BB: 1 P: 6	R: 0 E: 0 K: 2 S: 8	H: 1 LOB: 1 BB: 0 P: 8	1B: 9 2B: 1 3B: 0 HR: 0	SF: 0 SAC: 0 DP: 3 HBP: 0	WP: 0 PB: 0 SB: 0 CS: 1	PA: 36			
<b>PITCHER</b>	IP	WLS	BF	H	R	ER	SO	BB	IBB	HBP	BLK	WP	HR	S	P	ERA	WHIP								
Taylor Buchholz, R ERA: 2.65	5.0	L	20	6	2	2	4	2	0	0	0	0	0	26	34	3.60	1.600								
Fernando Nieve, R ERA: 3.94	4.0		15	4	0	0	3	1	0	0	0	0	0	21	25	0.00	1.250								

Batter	1	2	3	4	5	6	7	8	9	AB	R	H	RBI	BB	SO	LOB	BOTTOM								
Craig Biggio, R OBP: 0.333, SLG: 0.387 Mike Lamb, L OBP: 0.182, SLG: 0.387	P3			K		P4		F7		3	0	0	0	0	1	1	<b>Cleveland Indians @ Houston Astros</b> Osceola County Stadium, Kissimmee, FL Wed Mar 22 2006, 7:05 PM EST Att: 5,367 - Clear - 67 F								
5 Jeff Bagwell, R OBP: 0.391, SLG: 0.276 Orlando Palmeiro, L OBP: 0.333, SLG: 0.320	F8			G5-3						2	0	0	0	1	0	0									
17 Lance Berkman, S OBP: 0.417, SLG: 0.367 31 Kevin Orle, R OBP: 0.303, SLG: 0.548	F7			G6-3						3	0	0	0	0	0	1									
Morgan Ensberg, R OBP: 0.316, SLG: 0.303 Luke Scott, L OBP: 0.351, SLG: 0.400	G6-3									3	0	1	0	0	0	1									
Preston Wilson, R OBP: 0.387, SLG: 0.500 2 Chris Burke, R OBP: 0.320, SLG: 0.370	K									1	0	0	0	0	0	1									
16 Jason Lane, R OBP: 0.425, SLG: 0.667 4 Eric Bruntlett, R OBP: 0.238, SLG: 0.263	K									2	0	0	0	0	2	1									
Brad Ausmus, R OBP: 0.299, SLG: 0.269 55 Humberto Quintero, R OBP: 0.192, SLG: 0.346										2	0	0	0	0	1	0									
28 Adam Everett, R OBP: 0.258, SLG: 0.276 Charlton Jimerson, R OBP: 0.316, SLG: 0.412										1	0	1	0	0	0	0									
Willy Taveras, R OBP: 0.364, SLG: 0.455 Josh Anderson, L OBP: 0.286, SLG: 0.296										2	0	1	0	0	0	0									
										1	0	1	1	0	0	0									
<b>Inning Stats</b>	R: 0 E: 0 K: 0 S: 3	H: 0 LOB: 0 BB: 0 P: 3	R: 0 E: 0 K: 2 S: 7	H: 0 LOB: 0 BB: 0 P: 7	R: 0 E: 0 K: 0 S: 3	H: 0 LOB: 0 BB: 0 P: 3	R: 0 E: 0 K: 1 S: 5	H: 0 LOB: 0 BB: 0 P: 5	R: 0 E: 0 K: 0 S: 4	H: 1 LOB: 1 BB: 0 P: 4	R: 0 E: 0 K: 0 S: 2	H: 0 LOB: 1 BB: 1 P: 6	R: 1 E: 0 K: 1 S: 7	H: 2 LOB: 2 BB: 1 P: 11	R: 0 E: 0 K: 0 S: 3	H: 0 LOB: 1 BB: 1 P: 7	1B: 4 2B: 0 3B: 0 HR: 0	SF: 0 SAC: 0 DP: 1 HBP: 0	WP: 0 PB: 0 SB: 0 CS: 1	PA: 32					
<b>PITCHER</b>	IP	WLS	BF	H	R	ER	SO	BB	IBB	HBP	BLK	WP	HR	S	P	ERA	WHIP								
Paul Byrd, R ERA: 5.68	5.0	W	15	1	0	0	0	0	0	0	0	0	0	23	23	0.00	0.200								
63 Rafael Betancourt, R ERA:	1.0	H	4	1	0	0	0	0	0	0	0	0	0	4	4	0.00	1.000								
59 Matt Miller, R ERA: 5.0	1.0	H	3	0	0	0	0	1	0	0	0	0	0	2	6	0.00	1.000								
Jason Davis, R ERA: 3.86	2.0	S	10	2	1	1	1	2	0	0	0	0	0	10	18	4.50	2.000								













Batter	1	2	3	4	5	6	7	8	9	AB	R	H	RBI	BB	SO	LOB	TOP								
24 Grady Sizemore, L OBP: 0.423, SLG: 0.667 Jason Dubois, R OBP: 0.540, SLG: 0.667	0-0 B2-3		0-0 G6-3		0-0 F8		4-0 FC5-4 BB	0-0 F8		3	0	0	0	0	0	0									
Todd Hollandsworth, L OBP: 0.234, SLG: 0.269	0-0 G3			0-0 L7		0-0 G4-3	0-3 K	0-3 K		5	0	0	0	0	2	2									
2 Jhonny Peralla, R OBP: 0.327, SLG: 0.452 Eider Torres, S	0-0 G3			0-0 41 1B E		0-0 G5-3	0-0 FC5-4	0-0 G4-3		4	1	1	0	0	0	2									
41 Victor Martinez, S OBP: 0.375, SLG: 0.500 10 Kelly Shoppach, R OBP: 0.359, SLG: 0.226		0-0 F8		0-0 E 1B		1-0 1B HBP		4-0 SH5-3 E BB	0-0 F7	2	1	1	0	0	0	0									
Ben Broussard, L OBP: 0.288, SLG: 0.298		0-0 2B		0-0 F9		0-0 1B		0-0 SH5-3	0-0 F7	4	0	2	0	0	0	3									
Ronnie Belliard, R OBP: 0.647, SLG: 1.313 Ivan Ochoa, R		0-3 K		0-0 E6		0-0 1B		0-0 E7 1B		4	0	2	2	0	1	2									
Aaron Boone, R OBP: 0.283, SLG: 0.340 15 Ramón Vázquez, L OBP: 0.283, SLG: 0.340		0-0 F7		0-3 K		0-0 F9		4-0 1B BB		3	0	0	0	0	1	5									
Casey Blake, R OBP: 0.436, SLG: 0.571			0-3 K		0-0 G6-3		0-0 BB 1B	0-0 1-3 2-H 1B		4	0	2	1	0	1	0									
37 Jake Westbrook, R Eduardo Perez, R OBP: 0.256, SLG: 0.368 Scott Sauerbeck, R Jason Michaels, R OBP: 0.367, SLG: 0.500 63 Rafael Betancourt, R			0-3 K		0-3 K		0-3 K	0-3 K		2	0	0	0	0	2	0									
<b>Inning Stats</b>	R: 0 E: 0 K: 0 S: 3	H: 0 LOB: 0 BB: 0 P: 3	R: 0 E: 0 K: 1 S: 6	H: 1 LOB: 1 BB: 0 P: 6	R: 0 E: 0 K: 2 S: 7	H: 0 LOB: 0 BB: 0 P: 7	R: 1 E: 1 K: 1 S: 8	H: 2 LOB: 2 BB: 0 P: 8	R: 0 E: 0 K: 2 S: 5	H: 0 LOB: 0 BB: 0 P: 5	R: 1 E: 0 K: 0 S: 5	H: 2 LOB: 2 BB: 0 P: 6	R: 0 E: 0 K: 2 S: 8	H: 1 LOB: 2 BB: 1 P: 12	R: 2 E: 1 K: 1 S: 7	H: 2 LOB: 2 BB: 2 P: 15	R: 0 E: 0 K: 1 S: 6	H: 1 LOB: 1 BB: 0 P: 6	1B: 8 2B: 1 3B: 0 HR: 0	SF: 0 SAC: 1 DP: 0 HBP: 1	WP: 0 PB: 0 SB: 0 CS: 0	PA: 41			
<b>PITCHER</b>	IP	WLS	BF	H	R	ER	SO	BB	IBB	HBP	BLK	WP	HR	S	P	ERA	WHIP								
29 John Smoltz, R ERA: 2.0	6.0		25	5	2	1	5	0	0	1	0	0	0	34	35	1.50	0.833								
36 Chuck James, L ERA: 3.97	1.0		5	1	0	0	2	1	0	0	0	0	0	8	12	0.00	2.000								
Brian O'Connor, L ERA: 7.2	1.0	L	7	2	2	2	1	2	0	0	0	0	0	7	15	18.00	4.000								
Ken Ray, R ERA:	1.0		4	1	0	0	1	0	0	0	0	0	0	6	6	0.00	1.000								

Cleveland Indians @ Atlanta Braves  
Cracker Jack Stadium, Lake Buena Vista, FL  
Sat Mar 25 2006, 1:05 PM EST  
Att: 10,598 - Sunny - 67 F

AB	36
R	4
H	9
RBI	3
BB	3
SO	9
LOB	21



Batter	1	2	3	4	5	6	7	8	9	AB	R	H	RBI	BB	SO	LOB	BOTTOM								
4 Pete Orr, L OBP: 0.170, SLG: 0.234 J.C. Holt, L	0-0 G3-1		0-0 E 2B		0-3 K		0-0 G5-3			3	1	1	0	0	1	0									
Brian Jordan, R OBP: 0.421, SLG: 0.364 Matt Esquivel, R OBP: 0.091, SLG: 0.364	0-0 G2-3		0-0 G5-3		4-0 BB		0-0 G5-3			2	0	0	1	1	0	1									
10 Chipper Jones, S OBP: 0.444, SLG: 0.333 Eric Campbell, R	0-0 G1-3		3-H 4-0 E BB		0-3 K		0-0 F9			1	0	0	0	1	0	0									
Andrew Jones, R OBP: 0.313, SLG: 0.448 76 Onil Joseph, S OBP: 0.167, SLG: 0.167		0-3 K		0-0 E6		0-0 L7		0-3 K		3	0	0	0	0	1	2									
7 Jeff Francoeur, R OBP: 0.625, SLG: 1.200 23 Matt Diaz, R OBP: 0.351, SLG: 0.545		0-0 G4-3		0-0 G4-3		0-0 F9		0-3 K		2	0	0	0	0	0	2									
76 J.J. Juries, R OBP: 0.449, SLG: 0.667		0-0 2B		0-0 29 FC4-6 1B		0-0 G4-3		0-3 K		4	0	2	0	0	1	0									
Wilson Betemit, S OBP: 0.244, SLG: 0.237 36 Chuck James, L OBP: 0.206, SLG: 0.500 Brian O'Connor, L Ken Ray, R OBP: 0.304, SLG: 0.349 16 Brian McCann, L OBP: 0.203, SLG: 0.276		0-0 F7		0-3 K		4-0 1B BB		0-0 L4		2	0	0	0	1	1	2									
Todd Pratt, R OBP: 0.297, SLG: 0.294			4-0 4 2B G5-3 BB		0-0 F9		0-0 1B		0-0 P3	3	1	1	0	1	0	1									
29 John Smoltz, R Adam LaRoche, L OBP: 0.244, SLG: 0.237 36 Chuck James, L OBP: 0.206, SLG: 0.500 Brian O'Connor, L Ken Ray, R OBP: 0.304, SLG: 0.349 16 Brian McCann, L OBP: 0.203, SLG: 0.276			0-3 K		0-0 FC4-6		0-0 G3		0-0 G6-3	2	0	0	0	0	1	2									
<b>Inning Stats</b>	R: 0 E: 0 K: 0 S: 3	H: 0 LOB: 0 BB: 0 P: 3	R: 0 E: 0 K: 1 S: 6	H: 1 LOB: 1 BB: 0 P: 6	R: 2 E: 1 K: 1 S: 7	H: 1 LOB: 2 BB: 2 P: 15	R: 0 E: 0 K: 1 S: 6	H: 1 LOB: 1 BB: 0 P: 6	R: 0 E: 0 K: 2 S: 7	H: 0 LOB: 0 BB: 1 P: 11	R: 0 E: 0 K: 0 S: 4	H: 1 LOB: 2 BB: 1 P: 8	R: 0 E: 0 K: 3 S: 9	H: 0 LOB: 0 BB: 0 P: 9	R: 0 E: 0 K: 0 S: 3	H: 0 LOB: 0 BB: 0 P: 3	1B: 2 2B: 2 3B: 0 HR: 0	SF: 0 SAC: 0 DP: 0 HBP: 0	WP: 0 PB: 0 SB: 0 CS: 0	PA: 36					
<b>PITCHER</b>	IP	WLS	BF	H	R	ER	SO	BB	IBB	HBP	BLK	WP	HR	S	P	ERA	WHIP								
37 Jake Westbrook, R ERA: 2.84	6.0		27	4	2	1	5	4	0	0	0	0	0	33	49	1.50	1.333								
Scott Sauerbeck, L ERA: 6.0	1.0	W	3	0	0	0	0	0	0	0	0	0	0	3	3	0.00	0.000								
63 Rafael Betancourt, R ERA:	2.0	S	6	0	0	0	3	0	0	0	0	0	0	12	12	0.00	0.000								

Cleveland Indians @ Atlanta Braves  
Cracker Jack Stadium, Lake Buena Vista, FL  
Sat Mar 25 2006, 1:05 PM EST  
Att: 10,598 - Sunny - 67 F

AB	32
R	2
H	4
RBI	1
BB	4
SO	8
LOB	13









Batter	1	2	3	4	5	6	7	8	9	AB	R	H	RBI	BB	SO	LOB	TOP										
15 Ramón Vázquez, L OBP: 0.258, SLG: 0.305 (1, 6)										4	0	0	0	0	1	0	<b>Cleveland Indians @ Philadelphia Phillies</b> Bright House Networks Field, Clearwater, FL Mon Mar 27 2006, 1:05 PM EST Att: 7,492 - Sunny - 70 F										
Jason Michaels, R OBP: 0.398, SLG: 0.469 Eduardo Perez, R OBP: 0.308, SLG: 0.375 (1, 7)										2	0	0	0	1	0	0											
48 Travis Hafner, L OBP: 0.459, SLG: 0.611 Fernando Cabrera, R (7, 1)										3	0	0	0	0	0	1											
Brandon Phillips, R OBP: 0.378, SLG: 0.559 (8, 6)										0	0	0	0	0	0	0											
41 Victor Martinez, S OBP: 0.316, SLG: 0.412 (1, 2)										3	0	0	0	0	0	1											
Todd Hollandsworth, L OBP: 0.240, SLG: 0.292 (1, 8)										3	0	1	0	0	1	0											
Ronnie Belliard, R OBP: 0.550, SLG: 1.105 (1, 4)										3	0	0	0	0	0	1											
Aaron Boone, R OBP: 0.419, SLG: 0.762 32 Danny Graves, R (8, 1)										3	1	2	1	0	0	0											
Jason Dubois, R OBP: 0.545, SLG: 0.682 (7, 7)										3	0	1	0	0	1	0											
Paul Byrd, R (1, 1)										2	0	0	0	0	0	1											
Ben Broussard, L OBP: 0.283, SLG: 0.292 (7, 3)										1	0	0	0	0	0	0											
<b>Inning Stats</b>	R: 0 E: 0 K: 1 S: 5	H: 0 LOB: 0 BB: 0 P: 5	R: 0 E: 0 K: 0 S: 3	H: 0 LOB: 0 BB: 0 P: 3	R: 1 E: 0 K: 0 S: 4	H: 2 LOB: 0 BB: 0 P: 4	R: 0 E: 0 K: 0 S: 3	H: 0 LOB: 0 BB: 0 P: 3	R: 0 E: 0 K: 0 S: 3	H: 0 LOB: 0 BB: 0 P: 5	R: 0 E: 0 K: 0 S: 2	H: 0 LOB: 0 BB: 1 P: 6	R: 0 E: 0 K: 1 S: 5	H: 0 LOB: 0 BB: 0 P: 5	R: 0 E: 0 K: 1 S: 5	H: 0 LOB: 0 BB: 0 P: 5	1B: 3 2B: 0 3B: 0 HR: 1	SF: 0 SAC: 0 DP: 2 HBP: 0	WP: 0 PB: 0 SB: 0 CS: 2	PA: 29							
<b>PITCHER</b>	IP	WLS	BF	H	R	ER	SO	BB	IBB	HBP	BLK	WP	HR	S	P	ERA	WHIP										
Gavin Floyd, R ERA: 2.08 (1, 1)	6.0	W	19	4	1	1	1	0	0	0	0	0	1	21	23	1.50	0.667										
Julio Santana, R ERA: 3.55 (7, 1)	1.0	H	3	0	0	0	0	1	0	0	0	0	0	2	6	0.00	1.000										
Geoff Geary, R ERA: 1.29 (8, 1)	1.0		3	0	0	0	1	0	0	0	0	0	0	5	5	0.00	0.000										
45 Tom Gordon, R ERA: 3.6 (9, 1)	1.0		3	0	0	0	1	0	0	0	0	0	0	5	5	0.00	0.000										

Batter	1	2	3	4	5	6	7	8	9	AB	R	H	RBI	BB	SO	LOB	BOTTOM										
11 Jimmy Rollins, S OBP: 0.369, SLG: 0.433 Sal Fasano, R OBP: 0.313, SLG: 0.517 (1, 6)										3	1	1	0	1	0	1	<b>Cleveland Indians @ Philadelphia Phillies</b> Bright House Networks Field, Clearwater, FL Mon Mar 27 2006, 1:05 PM EST Att: 7,492 - Sunny - 70 F										
8 Shane Victorino, S OBP: 0.326, SLG: 0.474 (1, 8)										4	2	3	2	0	0	0											
Bobby Abreu, L OBP: 0.419, SLG: 0.679 Danny Sandoval, S OBP: 0.342, SLG: 0.417 (1, 9)										4	0	1	1	0	0	3											
26 Chase Utley, L OBP: 0.293, SLG: 0.649 60 Peter Bergeron, L OBP: 0.500, SLG: 0.458 (1, 4)										3	0	1	2	0	1	1											
6 Ryan Howard, L OBP: 0.382, SLG: 0.800 Geoff Geary, R (8, 1)										4	0	0	0	0	1	3											
45 Tom Gordon, R (9, 1)										0	0	0	0	0	0	0											
Pat Burrell, R OBP: 0.395, SLG: 0.528 Abraham Nunez, S OBP: 0.324, SLG: 0.339 (1, 7)										3	0	0	0	0	1	2											
Mike Lieberthal, R ERA: 4.62 Chris Roberson, S OBP: 0.345, SLG: 0.460 (8, 9)										2	1	1	0	0	0	0											
Alex Gonzalez, R OBP: 0.340, SLG: 0.469 (1, 5)										3	0	1	0	0	0	2											
Gavin Floyd, R (1, 1)										0	0	0	0	0	0	0											
Julio Santana, R (7, 1)										0	0	0	0	0	0	0											
Tomas Perez, S OBP: 0.214, SLG: 0.222 (7, PH)										1	1	1	0	1	0	0											
<b>Inning Stats</b>	R: 1 E: 0 K: 1 S: 8	H: 2 LOB: 2 BB: 0 P: 8	R: 1 E: 0 K: 0 S: 4	H: 1 LOB: 2 BB: 1 P: 10	R: 0 E: 0 K: 1 S: 5	H: 0 LOB: 0 BB: 0 P: 5	R: 0 E: 0 K: 0 S: 3	H: 0 LOB: 1 BB: 0 P: 5	R: 0 E: 0 K: 1 S: 5	H: 1 LOB: 1 BB: 0 P: 4	R: 0 E: 0 K: 1 S: 5	H: 1 LOB: 0 BB: 0 P: 5	R: 3 E: 0 K: 0 S: 5	H: 2 LOB: 0 BB: 1 P: 10	R: 0 E: 0 K: 1 S: 7	H: 2 LOB: 2 BB: 0 P: 7	1B: 7 2B: 2 3B: 0 HR: 0	SF: 1 SAC: 2 DP: 1 HBP: 2	WP: 1 PB: 0 SB: 0 CS: 0	PA: 37							
<b>PITCHER</b>	IP	WLS	BF	H	R	ER	SO	BB	IBB	HBP	BLK	WP	HR	S	P	ERA	WHIP										
Paul Byrd, R ERA: 4.62 (1, 1)	6.0	L	26	5	2	2	3	1	0	0	0	0	0	29	37	3.00	1.000										
Fernando Cabrera, R ERA: 11.57 (7, 1)	1.0		6	2	3	3	0	1	0	0	0	1	0	5	10	27.00	3.000										
32 Danny Graves, R ERA: 3.95 (8, 1)	1.0		5	2	0	0	1	0	0	0	0	0	0	7	7	0.00	2.000										









Batter	1	2	3	4	5	6	7	8	9	AB	R	H	RBI	BB	SO	LOB	TOP								
Willy Taveras, R OBP: 0.429, SLG: 0.387 (1, 8)										3	1	1	0	1	0	1									
Orlando Palmeiro, L OBP: 0.377, SLG: 0.296 (1, 7)										4	0	0	0	0	1	5									
Morgan Ensberg, R OBP: 0.311, SLG: 0.213 (1, 10)										2	1	0	1	2	0	1									
16 Jason Lane, R OBP: 0.359, SLG: 0.534 (1, 9)										4	1	1	1	1	1	2									
Mike Lamb, L OBP: 0.260, SLG: 0.457 Raul Chavez, R OBP: 0.267, SLG: 0.214 (1, 3) (6, 2)										3	1	1	1	0	0	2									
13 Eric Munson, L OBP: 0.385, SLG: 0.735 (6, 3)										4	0	1	0	0	0	1									
31 Kevin Orie, R OBP: 0.295, SLG: 0.548 (1, 5)										4	0	1	0	0	0	2									
2 Chris Burke, R OBP: 0.300, SLG: 0.313 (1, 4)										4	1	1	1	0	0	2									
4 Eric Bruntlett, R OBP: 0.276, SLG: 0.327 (1, 6)										4	0	2	1	0	2	0									
<b>Inning Stats</b>	R: 1 E: 0 K: 0 S: 5	H: 1 LOB: 0 BB: 0 P: 5	R: 0 E: 0 K: 0 S: 3	H: 0 LOB: 0 BB: 0 P: 3	R: 0 E: 0 K: 1 S: 5	H: 0 LOB: 0 BB: 0 P: 5	R: 0 E: 0 K: 0 S: 2	H: 0 LOB: 1 BB: 1 P: 8	R: 0 E: 1 K: 0 S: 5	H: 2 LOB: 3 BB: 1 P: 9	R: 4 E: 0 K: 0 S: 7	H: 4 LOB: 1 BB: 1 P: 12	R: 0 E: 0 K: 2 S: 4	H: 0 LOB: 0 BB: 0 P: 7	R: 0 E: 0 K: 0 S: 4	H: 1 LOB: 1 BB: 0 P: 4	R: 0 E: 0 K: 1 S: 5	H: 0 LOB: 2 BB: 1 P: 10	1B: 5 2B: 3 3B: 0 HR: 0	SF: 1 SAC: 0 DP: 1 HBP: 2	WP: 1 PB: 0 SB: 2 CS: 0	PA: 40			
<b>PITCHER</b>	IP	WLS	BF	H	R	ER	SO	BB	IBB	HBP	BLK	WP	HR	S	P	ERA	WHIP								
Jason Johnson, R ERA: 4.79 (1, 1)	5.2		27	7	5	5	1	3	0	1	0	1	0	26	41	7.94	1.765								
63 Rafael Betancourt, R ERA: 3.98 (6, 1)	1.1		4	0	0	0	2	0	0	0	0	0	0	8	8	0.00	0.000								
Bob Wickman, R ERA: 3.98 (8, 1)	1.0	W	4	1	0	0	0	0	0	0	0	0	0	4	4	0.00	1.000								
59 Matt Miller, R ERA: 4.15 (9, 1)	1.0	S	5	0	0	0	1	1	0	1	0	0	0	5	10	0.00	1.000								

Houston Astros @ Cleveland Indians  
Chain of Lakes Park, Winter Haven, FL  
Wed Mar 29 2006, 1:05 PM EST  
Att: 3,956 - Sunny - 82 F

livebaseballscores.com

AB 33  
R 5  
H 8  
RBI 5  
BB 4  
SO 4  
LOB 16

Batter	1	2	3	4	5	6	7	8	9	AB	R	H	RBI	BB	SO	LOB	BOTTOM								
24 Grady Sizemore, L OBP: 0.431, SLG: 0.672 (1, 8)										4	1	2	1	0	0	0									
Jason Michaels, R OBP: 0.391, SLG: 0.453 (1, 7)										3	0	1	0	0	0	0									
2 Johnny Perella, R OBP: 0.333, SLG: 0.431 (1, 6)										4	1	2	1	0	0	1									
48 Travis Hafner, L OBP: 0.528, SLG: 0.775 Eider Torres, S OBP: 0.400, SLG: 0.500 (1, 10) (8, PR) (9, 10)										3	0	1	0	1	1	1									
Eduardo Perez, R OBP: 0.313, SLG: 0.467 (1, 3)										4	1	2	3	0	2	2									
Jason Dubois, R OBP: 0.517, SLG: 0.633 (1, 9)										4	0	1	0	0	0	1									
10 Kelly Shoppach, R OBP: 0.326, SLG: 0.200 (1, 2)										4	0	0	0	0	2	1									
15 Ramón Vázquez, L OBP: 0.258, SLG: 0.302 (1, 5)										3	1	1	0	0	0	0									
Brandon Phillips, R OBP: 0.366, SLG: 0.605 (1, 4)										3	1	1	1	0	0	1									
<b>Inning Stats</b>	R: 0 E: 0 K: 1 S: 7	H: 2 LOB: 2 BB: 0 P: 7	R: 0 E: 0 K: 1 S: 5	H: 0 LOB: 0 BB: 0 P: 5	R: 1 E: 0 K: 0 S: 4	H: 1 LOB: 0 BB: 0 P: 4	R: 0 E: 0 K: 2 S: 7	H: 0 LOB: 0 BB: 0 P: 7	R: 0 E: 0 K: 0 S: 3	H: 0 LOB: 0 BB: 0 P: 3	R: 2 E: 0 K: 0 S: 6	H: 3 LOB: 1 BB: 0 P: 6	R: 1 E: 0 K: 0 S: 4	H: 2 LOB: 0 BB: 0 P: 5	R: 2 E: 0 K: 1 S: 7	H: 3 LOB: 2 BB: 1 P: 11	1B: 8 2B: 1 3B: 0 HR: 2	SF: 0 SAC: 1 DP: 0 HBP: 0	WP: 0 PB: 0 SB: 1 CS: 1	PA: 35					
<b>PITCHER</b>	IP	WLS	BF	H	R	ER	SO	BB	IBB	HBP	BLK	WP	HR	S	P	ERA	WHIP								
44 Roy Oswalt, R ERA: 2.89 (1, 1)	4.0		15	3	1	1	4	0	0	0	0	0	1	23	23	2.25	0.750								
45 Mike Gallo, L ERA: 6.0 (5, 1)	1.0		3	0	0	0	0	0	0	0	0	0	0	3	3	0.00	0.000								
Dan Wheeler, R ERA: 4.5 (6, 1)	1.0		6	3	2	2	0	0	0	0	0	0	0	6	6	18.00	3.000								
54 Brad Lidge, R ERA: 9.0 (7, 1)	1.0	H	4	2	1	1	0	0	0	0	0	0	0	4	5	9.00	2.000								
Steve Sparks, R ERA: 11.3 (8, 1)	1.0	L	6	3	2	2	1	1	0	0	0	0	1	7	11	18.00	4.000								

Houston Astros @ Cleveland Indians  
Chain of Lakes Park, Winter Haven, FL  
Wed Mar 29 2006, 1:05 PM EST  
Att: 3,956 - Sunny - 82 F

livebaseballscores.com


AB 32  
R 6  
H 11  
RBI 6  
BB 1  
SO 5  
LOB 7



Batter	1	2	3	4	5	6	7	8	9	AB	R	H	RBI	BB	SO	LOB	TOP								
28 Curtis Granderson, L (1.8) OBP: 0.494, SLG: 0.694 Vincent Blue, L (8.8) OBP: 0.333, SLG: 0.333	0-3 K		4-0 BB		0-0 G5-3	0-0 1B		0-0 F8		4	0	1	1	1	1	3									
14 Placido Polanco, R (1.4) OBP: 0.324, SLG: 0.250	0-0 G5-3		0-0 F8		0-0 G6-3	0-0 L5		0-0 G4-3		5	0	0	0	0	0	3									
9 Carlos Guillen, S (1.6) OBP: 0.303, SLG: 0.357 39 Ramon Santiago, S (5.6) OBP: 0.415, SLG: 0.488	0-0 2B		0-0 G6-3		0-0 1B	0-0 1B		0-3 K		3	2	2	1	0	0	1									
30 Magglio Ordonez, R (1.9) OBP: 0.364, SLG: 0.475 20 Omar Infante, R (7.7) OBP: 0.408, SLG: 0.522	0-0 1B		0-0 G6-3		0-0 1B	0-0 1B		0-0 P4		4	0	2	1	0	0	2									
Dmitri Young, S (1.10) OBP: 0.438, SLG: 0.568	4-0 BB		0-0 BB		0-0 2B	0-0 HBP		0-0 G5-4-3		2	0	1	0	1	0	1									
31 Chris Shelton, R (1.3) OBP: 0.311, SLG: 0.561	0-0 P4		0-0 FC1-6-5		0-0 1B	0-0 1B		0-3 K		4	0	1	1	0	1	3									
15 Brandon Inge, R (1.5) OBP: 0.417, SLG: 0.639			0-0 1B		0-0 G6-3			4-0 BB		3	0	1	0	1	0	1									
13 Vance Wilson, R (1.2) OBP: 0.389, SLG: 0.735			0-0 FC5-4		0-0 F9			0-0 E5		4	0	0	0	0	0	3									
33 Marcus Thames, R (1.7) OBP: 0.368, SLG: 0.581			0-0 G4-6-3		0-0 1B	0-0 2B		0-3 K		4	2	2	0	0	1	3									
<b>Inning Stats</b>	R: 1 E: 0 K: 1 S: 7	H: 2 LOB: 2 BB: 1 P: 11	R: 0 E: 0 K: 0 S: 3	H: 1 LOB: 0 BB: 3 P: 3	R: 0 E: 0 K: 0 S: 3	H: 0 LOB: 1 BB: 1 P: 7	R: 0 E: 0 K: 0 S: 4	H: 1 LOB: 1 BB: 0 P: 4	R: 2 E: 0 K: 0 S: 5	H: 4 LOB: 2 BB: 0 P: 7	R: 1 E: 0 K: 0 S: 5	H: 2 LOB: 1 BB: 0 P: 5	R: 0 E: 0 K: 0 S: 3	H: 1 LOB: 0 BB: 0 P: 3	R: 0 E: 0 K: 2 S: 8	H: 0 LOB: 2 BB: 1 P: 12	R: 0 E: 0 K: 1 S: 5	H: 0 LOB: 0 BB: 0 P: 5	1B: 8 2B: 3 3B: 0 HR: 0	SF: 0 SAC: 0 DP: 2 HBP: 1	WP: 0 PB: 0 SB: 0 CS: 0	PA: 40			
<b>PITCHER</b>	IP	WLS	BF	H	R	ER	SO	BB	IBB	HBP	BLK	WP	HR	S	P	ERA	WHIP								
37 Jake Westbrook, R (1.1) ERA: 3.46	7.0	W	32	11	4	4	1	2	0	1	0	0	0	31	40	5.14	1.857								
Scott Sauerbeck, L (8.1) ERA: 4.91	1.0	H	5	0	0	0	2	1	0	0	0	0	0	8	12	0.00	1.000								
Guillermo Mota, R (9.1) ERA: 2.57	1.0	S	3	0	0	0	1	0	0	0	0	0	0	5	5	0.00	0.000								

**Detroit Tigers @ Cleveland Indians**  
Chain of Lakes Park, Winter Haven, FL  
Thu Mar 30 2006, 1:05 PM EST  
Att. 4,140 - Partly Cloudy - 79 F


**AB 36**  
**R 4**  
**H 11**  
**RBI 4**  
**BB 3**  
**SO 4**  
**LOB 20**



Batter	1	2	3	4	5	6	7	8	9	AB	R	H	RBI	BB	SO	LOB	BOTTOM								
24 Grady Sizemore, L (1.8) OBP: 0.412, SLG: 0.639 Todd Hollandsworth, L (6.8) OBP: 0.241, SLG: 0.215	0-0 F9		0-0 G4-3		0-0 G4-3		1-0 P5			3	0	0	0	0	0	1									
Jason Michaels, R (1.7) OBP: 0.365, SLG: 0.526	0-0 G6-3				0-0 F7		0-0 2B			4	1	2	1	0	0	1									
2 Jhonny Perella, R (1.6) OBP: 0.349, SLG: 0.519 15 Ramón Vázquez, L (7.6) OBP: 0.254, SLG: 0.297					0-0 HR		0-3 K		0-3 K	3	2	2	1	0	1	0									
48 Travis Hafner, L (1.10) OBP: 0.526, SLG: 0.818 Juan Valdes, S (8, PR) (9, 10)	0-0 G4-3				0-0 HR		0-0 G3		0-0 SF9	4	1	2	2	0	0	0									
41 Victor Martinez, S (1.2) OBP: 0.481, SLG: 0.708			0-0 G4-3		0-0 1B		0-0 1B		0-0 G3	3	1	2	0	0	0	0									
Ben Broussard, L (1.3) OBP: 0.310, SLG: 0.321 Eduardo Perez, R (7.3) OBP: 0.303, SLG: 0.452			0-0 G5-4-3		0-0 G4-6-3		0-0 1B		0-0 G3	3	0	2	0	0	0	1									
Ronnie Belliard, R (1.4) OBP: 0.444, SLG: 0.880			0-0 G5-4-3		0-0 G6-3		0-0 1B		0-0 SF9	3	0	1	2	0	0	1									
Aaron Boone, R (1.5) OBP: 0.429, SLG: 0.680					0-0 E6		0-3 K		0-0 F9	4	0	0	0	0	1	4									
Casey Blake, R (1.9) OBP: 0.431, SLG: 0.610			0-0 G4-6-3		0-0 2B		1-1 CS			3	0	2	0	0	0	1									
<b>Inning Stats</b>	R: 1 E: 0 K: 0 S: 4	H: 1 LOB: 0 BB: 0 P: 4	R: 0 E: 0 K: 0 S: 3	H: 1 LOB: 0 BB: 0 P: 3	R: 0 E: 1 K: 0 S: 3	H: 0 LOB: 0 BB: 0 P: 3	R: 3 E: 0 K: 0 S: 6	H: 4 LOB: 0 BB: 0 P: 6	R: 0 E: 0 K: 1 S: 6	H: 1 LOB: 1 BB: 0 P: 6	R: 1 E: 0 K: 0 S: 7	H: 2 LOB: 2 BB: 0 P: 8	R: 0 E: 0 K: 1 S: 7	H: 2 LOB: 1 BB: 0 P: 9	R: 1 E: 0 K: 0 S: 5	H: 2 LOB: 2 BB: 0 P: 5	R: 1 E: 0 K: 0 S: 5	H: 2 LOB: 2 BB: 0 P: 5	1B: 7 2B: 3 3B: 0 HR: 3	SF: 1 SAC: 0 DP: 3 HBP: 1	WP: 0 PB: 0 SB: 0 CS: 1	PA: 35			
<b>PITCHER</b>	IP	WLS	BF	H	R	ER	SO	BB	IBB	HBP	BLK	WP	HR	S	P	ERA	WHIP								
38 Jeremy Bonderman, R (1.1) ERA: 4.74	5.0		20	7	4	4	1	0	0	0	0	0	0	22	22	7.20	1.400								
56 Fernando Rodney, R (6.1) ERA: 3.6	1.0	L	6	2	1	1	1	0	0	1	0	0	0	7	8	9.00	2.000								
Jamie Walker, L (7.1) ERA: 4.35	1.0		4	2	0	0	1	0	0	0	0	0	0	7	9	0.00	2.000								
59 Todd Jones, R (8.1) ERA: 4.5	1.0		5	2	1	1	0	0	0	0	0	0	0	5	5	9.00	2.000								

**Detroit Tigers @ Cleveland Indians**  
Chain of Lakes Park, Winter Haven, FL  
Thu Mar 30 2006, 1:05 PM EST  
Att. 4,140 - Partly Cloudy - 79 F

**AB 33**  
**R 6**  
**H 13**  
**RBI 6**  
**BB 0**  
**SO 3**  
**LOB 13**





Batter	1	2	3	4	5	6	7	8	9	AB	R	H	RBI	BB	SO	LOB	TOP										
16 Frank Menechino, R (1,4) OBP: 0.250, SLG: 0.143 Gary Patchett, R (8,4) OBP: 1.000, SLG: 1.000	G6-3	12 G3 BB		1-3 2-H 1B		F8		F8	1-2 2-H 1B	4	0	1	1	1	0	1	<b>Cincinnati Reds @ Cleveland Indians</b> Chain of Lakes Park, Winter Haven, FL Fri Mar 31 2006, 1:05 PM EST Att. 4,128 - Partly Cloudy - 82 F										
12 Edwin Encarnación, R (1,5) OBP: 0.473, SLG: 0.763 Adam Rosales, R (4,6) OBP: 0.500, SLG: 0.750	K	G3		F7		FC5-4			K	3	0	0	0	0	1	4											
Ken Griffey Jr., L (1,10) OBP: 0.479, SLG: 0.864 9 Jacob Cruz, L (4,PH) OBP: 0.333, SLG: 0.237 (4,10)	K	G4-3		K		P6			K	2	0	0	0	0	1	2											
Adam Dunn, L (1,7) OBP: 0.410, SLG: 0.765 63 Chris Dickerson, L (5,8) OBP: 0.500, SLG: 1.000		2B 54 1B	K			HR		G4-3	26 2B	3	2	2	1	0	1	0											
Javier Valentín, S (1,2) OBP: 0.400, SLG: 0.481 26 David Ross, R (7,2) OBP: 0.537, SLG: 0.882		54 1B 6 HR	G6-3			6 FC6-4 1B		F7	30 1B	4	1	2	0	0	0	0											
27 Brian Buchanan, R (1,9) OBP: 0.500, SLG: 0.804 Rick Asadoorian, R (7,9)		G6-3	G6-3			P3			54 1B	4	0	1	0	0	0	3											
54 Andy Abad, L (1,3) OBP: 0.456, SLG: 0.478 49 Jesse Gutierrez, R (7,3) OBP: 0.400, SLG: 0.600		6 HR		F8		F7			G5-3	4	1	2	2	0	0	1											
6 Jeff Bannon, R (1,6) OBP: 0.500, SLG: 0.667		2-3 3-H HR				FC6-4		2-H 1B	30 1B	4	3	2	3	1	1	3											
30 Norris Hopper, R (1,8) OBP: 0.357, SLG: 0.462		12 G3 16 BB				16 1B			G4-3	5	0	3	1	0	0	1											
<b>Inning Stats</b>	R: 0 E: 0 K: 2 S: 7	H: 0 LOB: 0 BB: 0 P: 7	R: 4 E: 0 K: 0 S: 8	H: 5 LOB: 2 BB: 1 P: 12	R: 0 E: 0 K: 1 S: 5	H: 0 LOB: 0 BB: 0 P: 5	R: 1 E: 1 K: 1 S: 8	H: 2 LOB: 2 BB: 0 P: 5	R: 0 E: 0 K: 0 S: 4	H: 1 LOB: 1 BB: 0 P: 4	R: 1 E: 0 K: 1 S: 7	H: 2 LOB: 2 BB: 0 P: 7	R: 0 E: 0 K: 1 S: 6	H: 1 LOB: 1 BB: 0 P: 6	R: 3 E: 0 K: 2 S: 11	H: 4 LOB: 2 BB: 1 P: 15		1B: 10 2B: 5 3B: 0 HR: 2	SF: 0 SAC: 0 DP: 0 HBP: 0	WP: 0 PB: 0 SB: 0 CS: 0	PA: 47						
<b>PITCHER</b>	IP WLS BF H R ER SO BB IBB HBP BLK WP HR S P ERA WHIP	31 Cliff Lee, L (1,1) ERA: 3.38 59 Matt Miller, R (7,1) ERA: 4.5 Fernando Cabrera, R (8,1) ERA: 12.71 Bob Wickman, R (9,1) ERA: 6.23 63 Rafael Betancourt, R (9,1) ERA:	6.0 L 30 10 6 6 4 1 0 0 0 0 0 2 37 41 9.00 1.833	1.0 5 2 1 1 1 1 0 0 0 0 0 0 7 7 9.00 2.000	1.0 4 1 0 0 1 0 0 0 0 0 0 0 6 6 0.00 1.000	0.2 7 4 3 3 1 1 0 0 0 0 0 0 8 12 40.50 7.500	0.1 1 0 0 0 1 0 0 0 0 0 0 0 3 3 0.00 0.000	<b>PITCHER</b>	IP WLS BF H R ER SO BB IBB HBP BLK WP HR S P ERA WHIP	24 Grady Sizemore, L (1,8) OBP: 0.417, SLG: 0.619	4-0 2B 2 WP BB		G3		G5-4-3 HBP		FC6-4				2	1	0	0	1	0	1
Jason Michaels, R (1,7) OBP: 0.369, SLG: 0.533 Todd Hollandsworth, L (6,7) OBP: 0.236, SLG: 0.289		2 WP 48 G3	L4			G5-4-3		G4-3		3	1	1	0	0	0	2											
2 Johnny Peralla, R (1,6) OBP: 0.343, SLG: 0.500		1-3 K		F8		L5			48 G4-3 1B	4	0	1	0	0	1	2											
48 Travis Hafner, L (1,10) OBP: 0.492, SLG: 0.750		G3				F9			G4-3	4	0	0	1	0	1	1											
41 Victor Martínez, S (1,2) OBP: 0.433, SLG: 0.630 10 Kelly Shoppach, R (7,2) OBP: 0.341, SLG: 0.200		3-H F8				G4-3		F8		3	0	0	0	0	0	0											
Eduardo Pérez, R (1,3) OBP: 0.351, SLG: 0.514						F8		F8	15 1B BB	4	0	3	0	0	0	0											
Ronnie Belliard, R (1,4) OBP: 0.400, SLG: 0.786 15 Ramón Vázquez, L (8,5) OBP: 0.265, SLG: 0.308						F8			G4-6-3 1B	3	0	0	0	0	1	2											
Aaron Boone, R (1,5) OBP: 0.441, SLG: 0.679 Chris De La Cruz, S (8,4)									G4-6-3 1B	1	0	1	1	0	0	0											
Casey Blake, R (1,9) OBP: 0.420, SLG: 0.581						24 HBP BB			G4-6-3 1B	3	1	2	0	0	1	1											
<b>Inning Stats</b>	R: 2 E: 0 K: 1 S: 6	H: 1 LOB: 0 BB: 1 P: 11	R: 0 E: 0 K: 1 S: 6	H: 1 LOB: 1 BB: 0 P: 6	R: 0 E: 0 K: 0 S: 3	H: 0 LOB: 0 BB: 0 P: 3	R: 0 E: 0 K: 0 S: 4	H: 1 LOB: 1 BB: 0 P: 4	R: 1 E: 0 K: 0 S: 3	H: 1 LOB: 1 BB: 1 P: 9	R: 0 E: 0 K: 1 S: 5	H: 0 LOB: 0 BB: 0 P: 5	R: 0 E: 0 K: 1 S: 6	H: 1 LOB: 1 BB: 0 P: 6	R: 0 E: 0 K: 0 S: 3	R: 1 E: 0 K: 0 S: 4	H: 2 LOB: 1 BB: 1 P: 8	1B: 6 2B: 2 3B: 0 HR: 0	SF: 0 SAC: 0 DP: 3 HBP: 1	WP: 1 PB: 0 SB: 0 CS: 0	PA: 36						
<b>PITCHER</b>	IP WLS BF H R ER SO BB IBB HBP BLK WP HR S P ERA WHIP	25 David Weathers, R (7,1) ERA: 5.73 Ryan Wagner, R (8,1) ERA: 2.7 Kent Mercker, L (9,1) ERA: 3.0	6.0 W 24 4 3 3 3 2 0 0 0 0 0 0 6 6 4.50 1.000	1.0 4 1 0 0 1 0 0 0 0 0 0 0 6 6 0.00 1.000	1.0 3 1 0 0 0 0 0 0 0 0 0 0 3 3 0.00 1.000	1.0 5 2 1 1 0 1 0 0 0 0 0 0 4 8 9.00 3.000	<b>PITCHER</b>	IP WLS BF H R ER SO BB IBB HBP BLK WP HR S P ERA WHIP	24 Grady Sizemore, L (1,8) OBP: 0.417, SLG: 0.619	2-0 G5-4-3 HBP																	
25 David Weathers, R (7,1) ERA: 5.73 Ryan Wagner, R (8,1) ERA: 2.7 Kent Mercker, L (9,1) ERA: 3.0																											
<b>Inning Stats</b>	R: 2 E: 0 K: 1 S: 6	H: 1 LOB: 0 BB: 1 P: 11	R: 0 E: 0 K: 1 S: 6	H: 1 LOB: 1 BB: 0 P: 6	R: 0 E: 0 K: 0 S: 3	H: 0 LOB: 0 BB: 0 P: 3	R: 0 E: 0 K: 0 S: 4	H: 1 LOB: 1 BB: 0 P: 4	R: 1 E: 0 K: 0 S: 3	H: 1 LOB: 1 BB: 1 P: 9	R: 0 E: 0 K: 1 S: 5	H: 0 LOB: 0 BB: 0 P: 5	R: 0 E: 0 K: 1 S: 6	H: 1 LOB: 1 BB: 0 P: 6	R: 0 E: 0 K: 0 S: 3	R: 1 E: 0 K: 0 S: 4	H: 2 LOB: 1 BB: 1 P: 8	1B: 6 2B: 2 3B: 0 HR: 0	SF: 0 SAC: 0 DP: 3 HBP: 1	WP: 1 PB: 0 SB: 0 CS: 0	PA: 36						
<b>PITCHER</b>	IP WLS BF H R ER SO BB IBB HBP BLK WP HR S P ERA WHIP	25 David Weathers, R (7,1) ERA: 5.73 Ryan Wagner, R (8,1) ERA: 2.7 Kent Mercker, L (9,1) ERA: 3.0	6.0 W 24 4 3 3 3 2 0 0 0 0 0 0 6 6 4.50 1.000	1.0 4 1 0 0 1 0 0 0 0 0 0 0 6 6 0.00 1.000	1.0 3 1 0 0 0 0 0 0 0 0 0 0 3 3 0.00 1.000	1.0 5 2 1 1 0 1 0 0 0 0 0 0 4 8 9.00 3.000	<b>PITCHER</b>	IP WLS BF H R ER SO BB IBB HBP BLK WP HR S P ERA WHIP	24 Grady Sizemore, L (1,8) OBP: 0.417, SLG: 0.619	2-0 G5-4-3 HBP																	

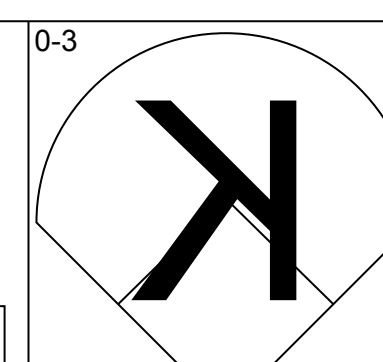
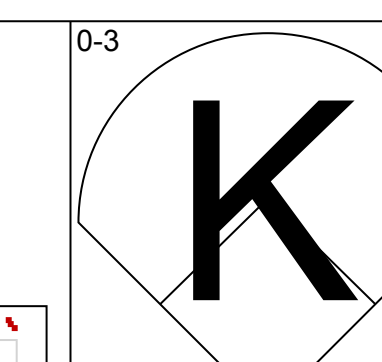
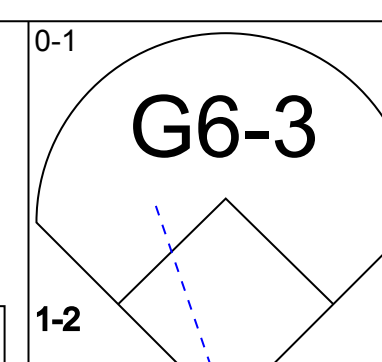
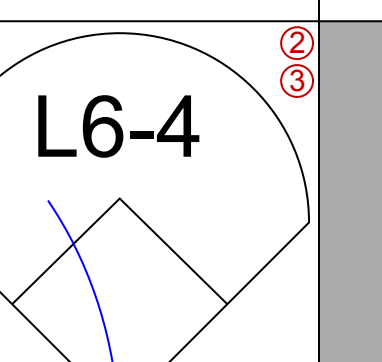
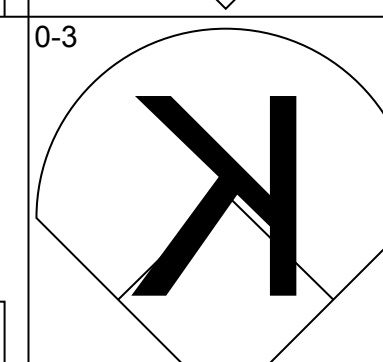
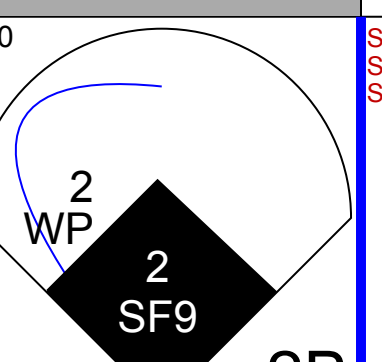
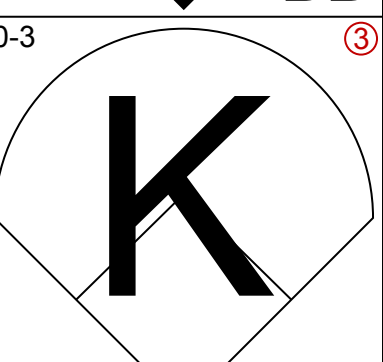
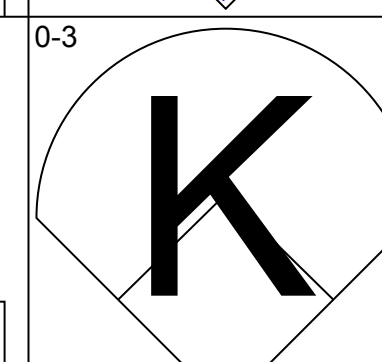
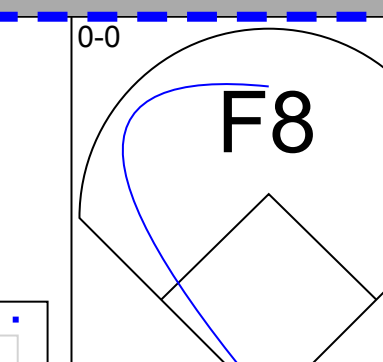
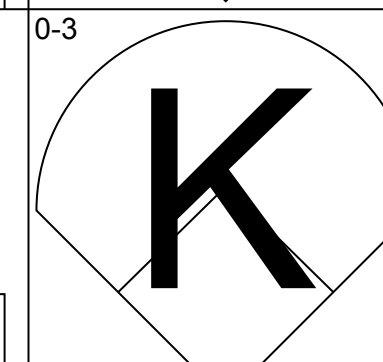
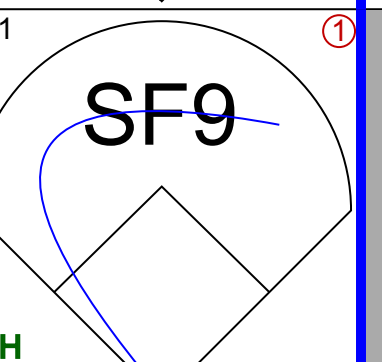
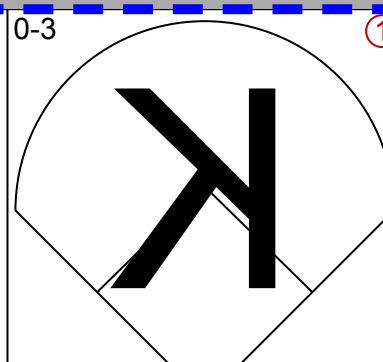
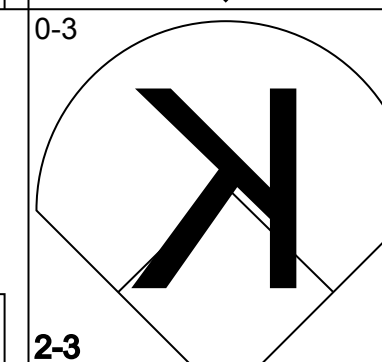
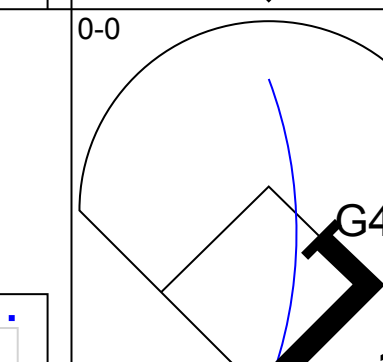
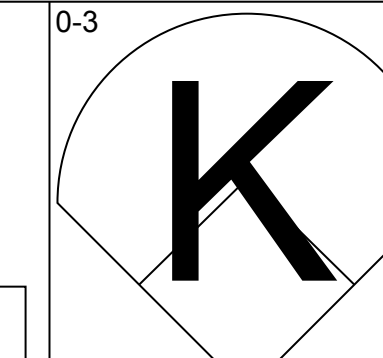
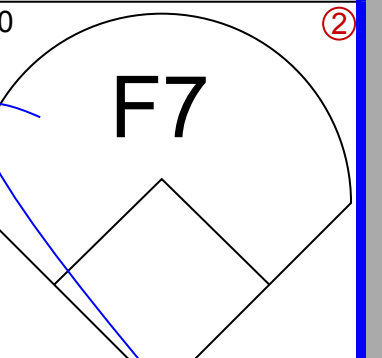
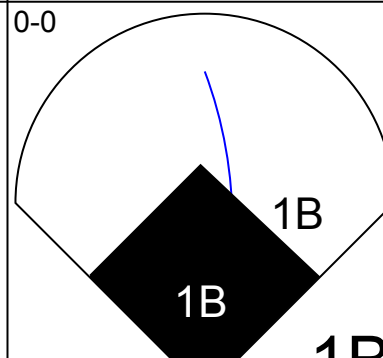
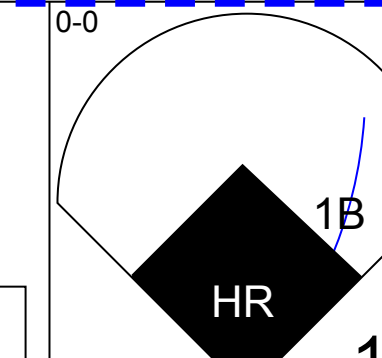
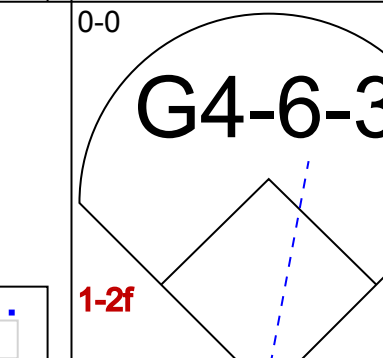
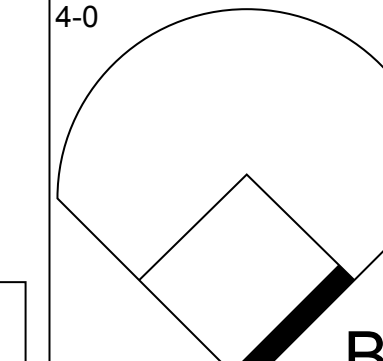
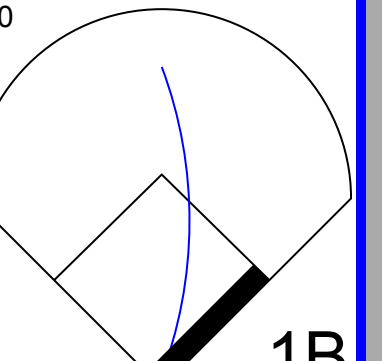
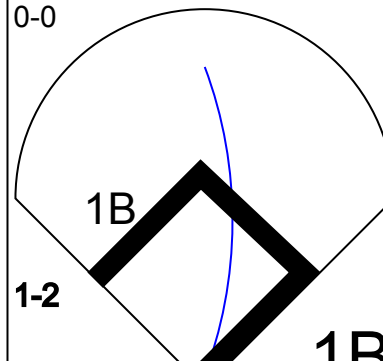
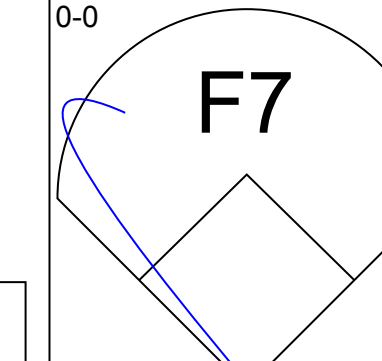

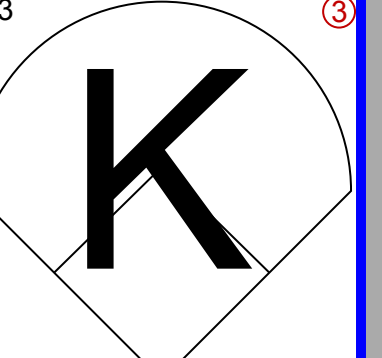
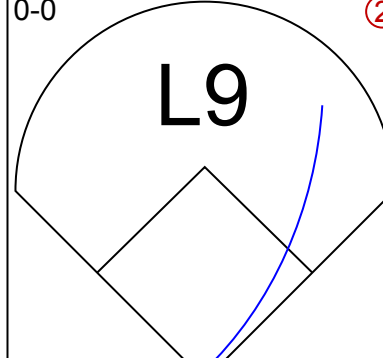
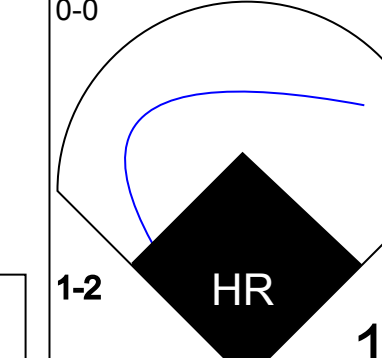

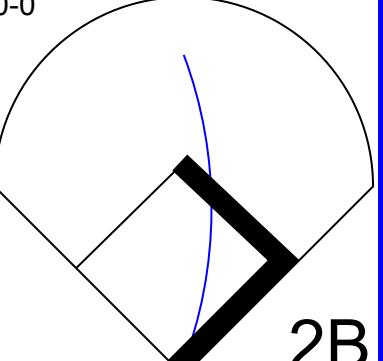
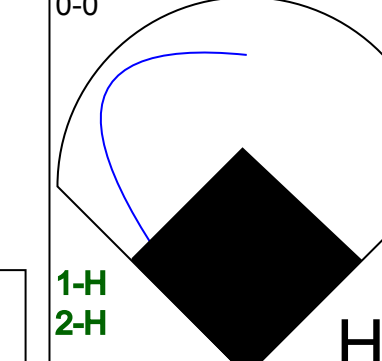
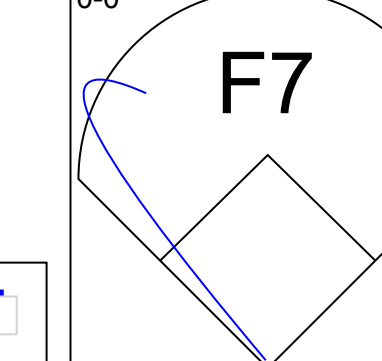
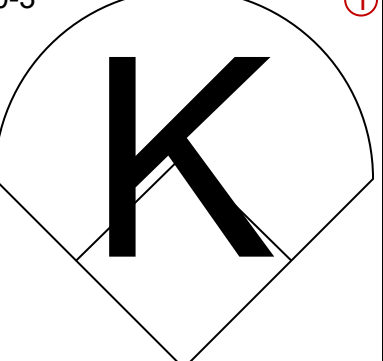
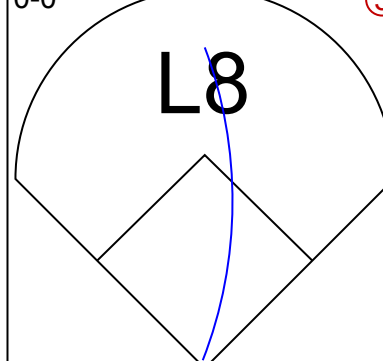
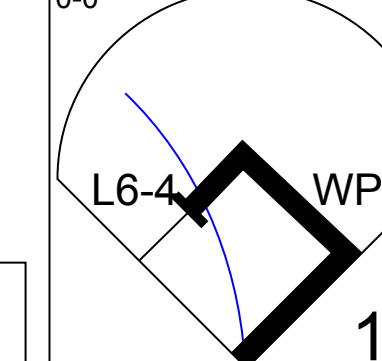
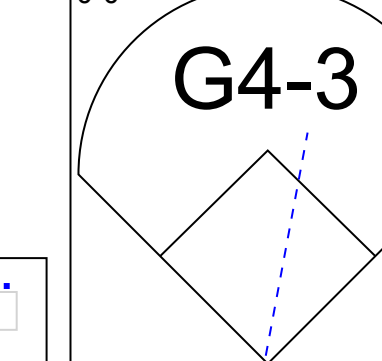
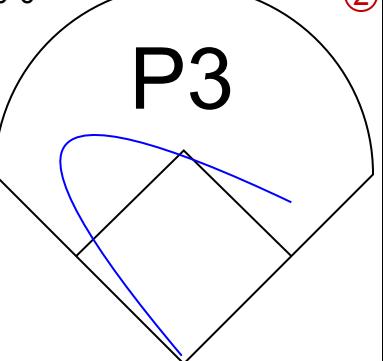
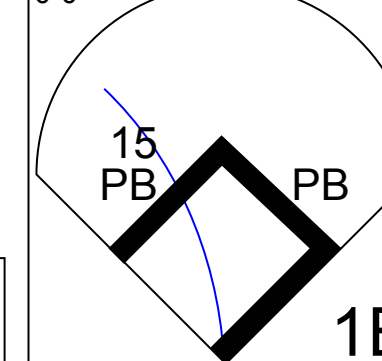

AB 45  
R 10  
H 17  
RBI 10  
BB 2  
SO 8  
LOB 24



AB 32  
R 4  
H 8  
RBI 2  
BB 3  
SO 4  
LOB 14





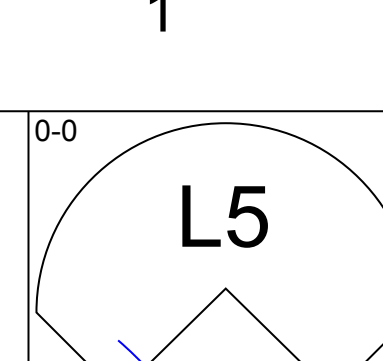
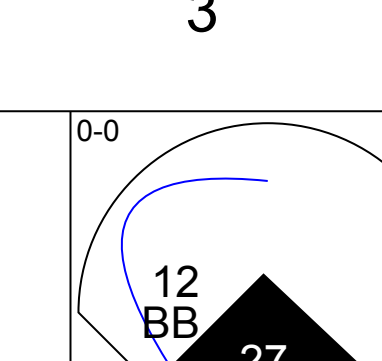
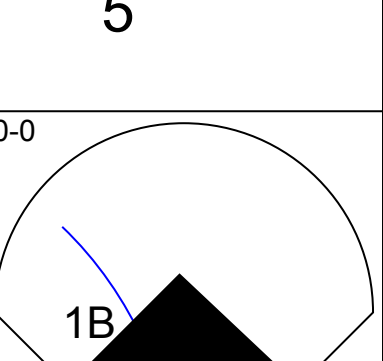
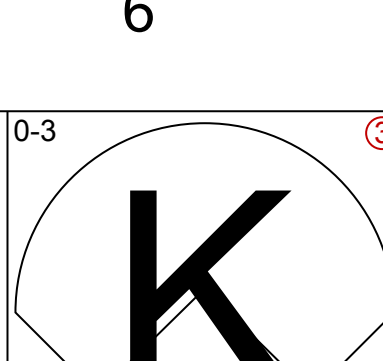
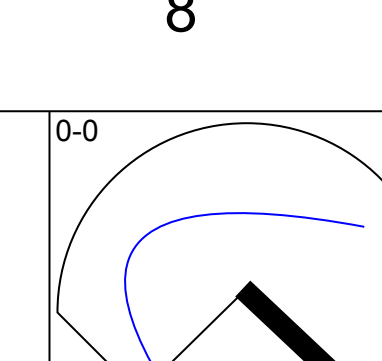
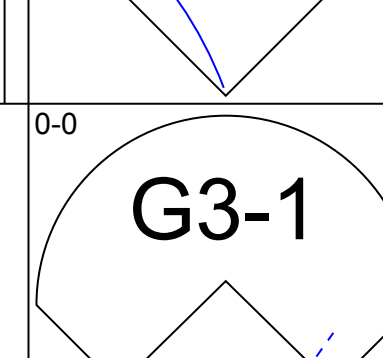
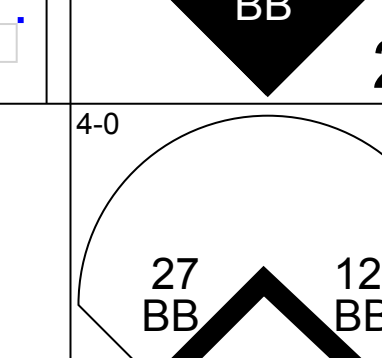
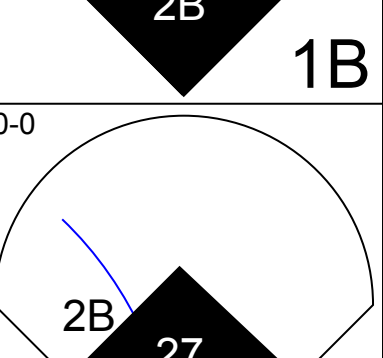
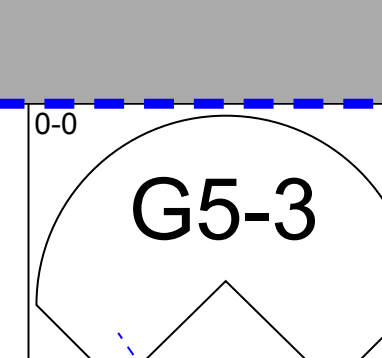
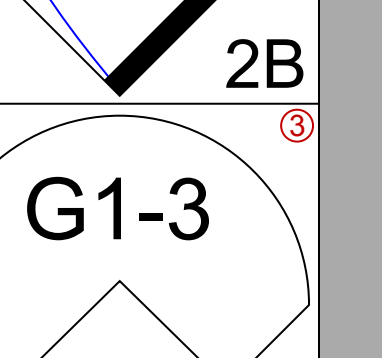
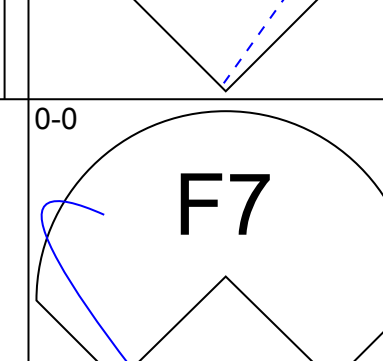
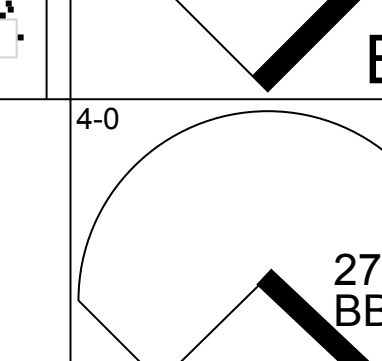
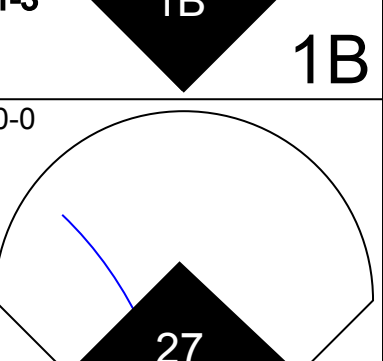
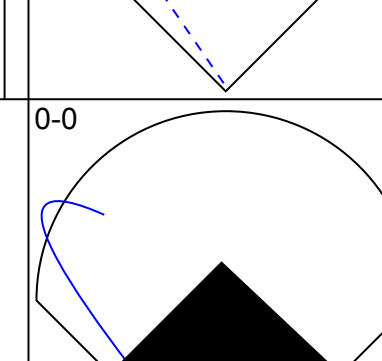

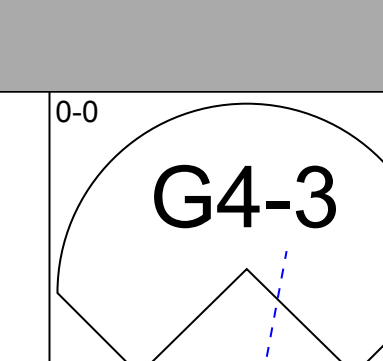
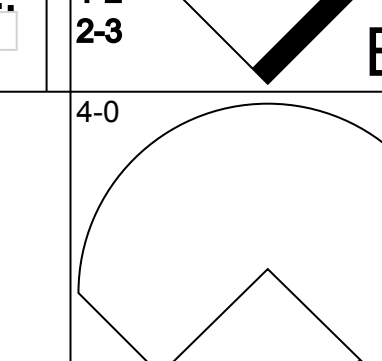
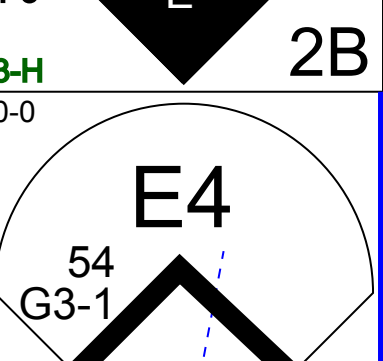



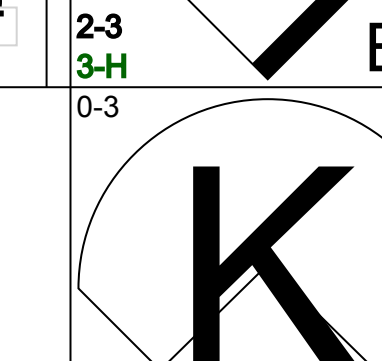
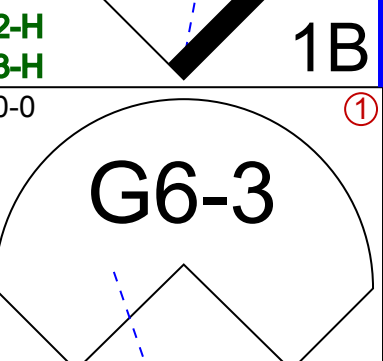
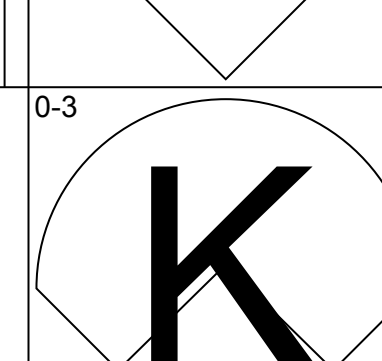


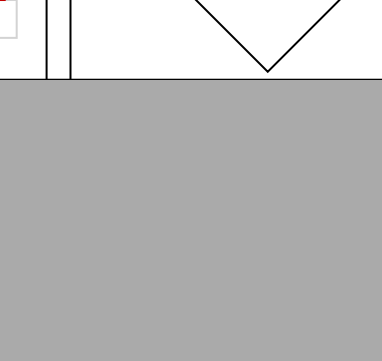
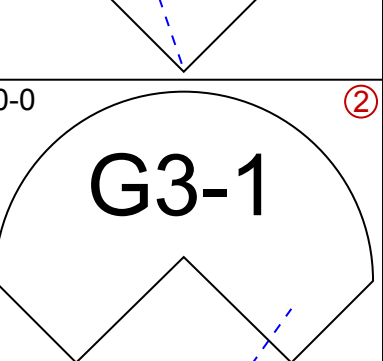
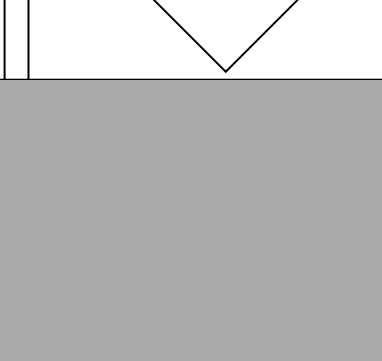
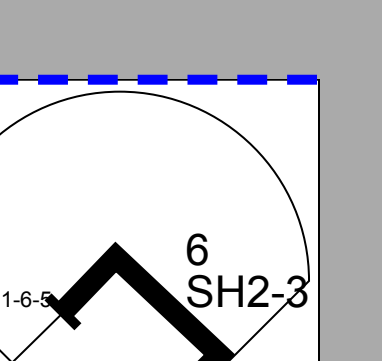


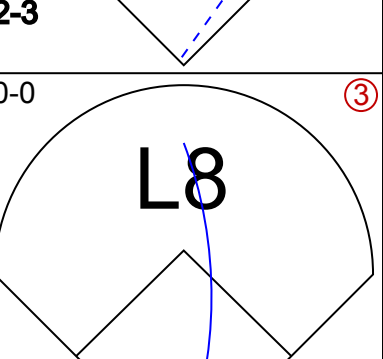
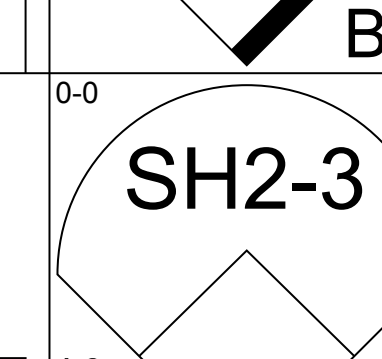


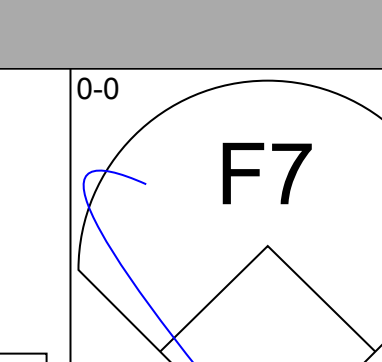
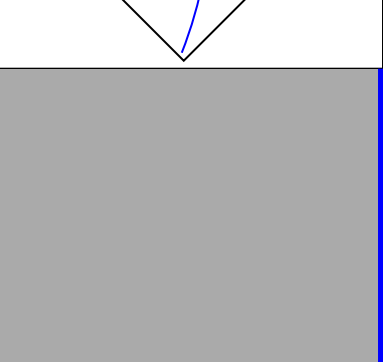
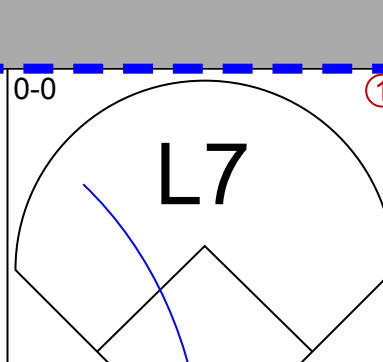
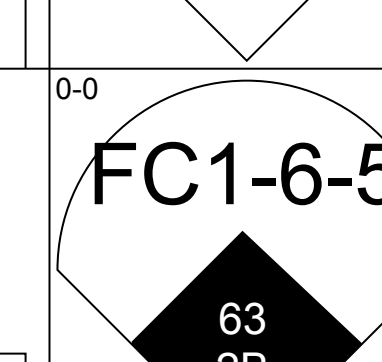

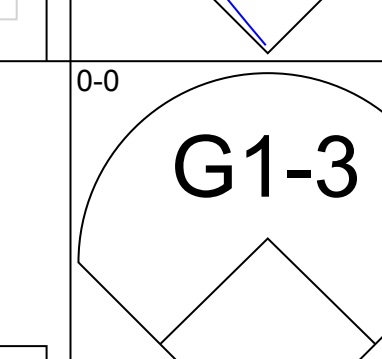

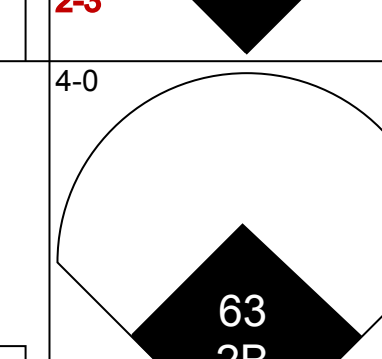

Batter	1	2	3	4	5	6	7	8	9	AB	R	H	RBI	BB	SO	LOB	TOP					
24 Grady Sizemore, L OBP: 0.405, SLG: 0.600 Juan Valdes, S (3, 8)										2	0	0	0	0	2	0						
Jason Michaels, R OBP: 0.371, SLG: 0.548 Mike Conroy, L (1, 7) (4, 7)										2	1	1	0	0	1	0						
2 Jhonny Peralla, R OBP: 0.333, SLG: 0.492 15 Ramón Vázquez, L OBP: 0.268, SLG: 0.309 (1, 6) (4, 6)										1	0	0	1	0	1	0						
Eduardo Perez, R OBP: 0.333, SLG: 0.486 Ben Broussard, L OBP: 0.326, SLG: 0.339 (1, 3) (4, 3)										2	0	0	0	0	1	0						
Ronnie Belliard, R OBP: 0.438, SLG: 0.793 Niuman Romero, S OBP: 0.200, SLG: 0.200 (1, 4) (4, 4)										1	0	1	0	1	0	0						
Aaron Boone, R OBP: 0.426, SLG: 0.655 Pat Osborn, R OBP: 0.500, SLG: 0.500 (1, 5) (4, 5)										2	0	0	0	0	2	2						
Casey Blake, R OBP: 0.423, SLG: 0.594 Jason Cooper, L OBP: 0.429, SLG: 0.833 (1, 9) (5, 9)										2	0	1	0	0	0	1						
10 Kelly Shoppach, R OBP: 0.333, SLG: 0.205 (1, 2)										4	0	1	0	0	1	3						
Paul Byrd, R Rob Bell, R Stephen Head, L 32 Danny Graves, R Ryan Golecki, R Jim Ed Warden, R (1, 1) (6, 1) (7, PH) (7, 1) (8, PH) (8, 1)										2	0	0	0	0	0	1						
<b>Inning Stats</b>	R: 0 E: 0 K: 3 S: 9	H: 0 LOB: 0 BB: 0 P: 9	R: 0 E: 0 K: 2 S: 7	H: 0 LOB: 1 BB: 1 P: 11	R: 0 E: 0 K: 1 S: 5	H: 0 LOB: 0 BB: 0 P: 5	R: 1 E: 0 K: 1 S: 8	H: 2 LOB: 1 BB: 0 P: 8	R: 0 E: 0 K: 2 S: 8	H: 1 LOB: 2 BB: 1 P: 12	R: 1 E: 0 K: 1 S: 8	H: 3 LOB: 2 BB: 0 P: 8	R: 0 E: 0 K: 2 S: 9	H: 1 LOB: 1 BB: 0 P: 9	R: 3 E: 0 K: 0 S: 6	H: 4 LOB: 1 BB: 1 P: 10	R: 0 E: 0 K: 0 S: 3	H: 1 LOB: 0 BB: 0 P: 3	1B: 9 2B: 3 3B: 0 HR: 1	SF: 1 SAC: 0 DP: 2 HBP: 0	WP: 2 PB: 2 SB: 0 CS: 0	PA: 40
<b>PITCHER</b>	IP	WLS	BF	H	R	ER	SO	BB	IBB	HBP	BLK	WP	HR	S	P	ERA	WHIP					
22 Eric Milton, L ERA: 5.17 Rick White, R ERA: 3.97 31 Matt Belisle, R ERA: 3.0 Mike Burns, R ERA: 3.45 Brock Till, R ERA:	5.0		20	3	1	1	9	2	0	0	0	1	0	37	45	1.80	1.000					
<b>PITCHER</b>	IP	WLS	BF	H	R	ER	SO	BB	IBB	HBP	BLK	WP	HR	S	P	ERA	WHIP					
22 Eric Milton, L Rick White, R Rich Aurilia, R 31 Matt Belisle, R Mike Burns, R Rick Asadoorian, R (1, 1) (6, 1) (6, PH) (7, 1) (8, 1) (8, PH)	5.0		25	7	4	3	1	3	0	0	0	0	0	24	36	5.40	2.000					

Cleveland Indians @ Cincinnati Reds  
Ed Smith Stadium, Sarasota, FL

AB 36  
R 5  
H 12  
RBI 5  
BB 3  
SO 12  
LOB 18



Sat Apr 01 2006, 1:05 PM EST  
Att.: 5,912 - Sunny - 80 F

Batter	1	2	3	4	5	6	7	8	9	AB	R	H	RBI	BB	SO	LOB	BOTTOM				
Tony Womack, L OBP: 0.397, SLG: 0.444 63 Chris Dickerson, L OBP: 0.600, SLG: 1.000 (1, 4) (4, 9) (8, 8)										2	1	1	0	0	0	0					
Felipe Lopez, S OBP: 0.511, SLG: 0.290 Adam Rosales, R OBP: 0.429, SLG: 0.571 (1, 6) (3, PR) (4, 6)										1	0	0	0	1	0	0					
12 Edwin Encarnación, R OBP: 0.416, SLG: 0.771 Gary Patchett, R OBP: 1.000, SLG: 2.333 (1, 5) (3, PR) (4, 5) (4, 4)										1	0	0	0	1	0	0					
Adam Dunn, L OBP: 0.403, SLG: 0.750 27 Chris Denorfia, R OBP: 0.557, SLG: 0.960 Brandon Roberts, L (1, 7) (3, 7) (5, PR) (6, 7)										1	0	0	0	0	0	0					
Austin Kearns, R OBP: 0.400, SLG: 0.429 6 Jeff Bannan, R OBP: 0.455, SLG: 0.600 (1, 9) (4, 5)										2	0	1	0	0	1	1					
Scott Hatteberg, L OBP: 0.385, SLG: 0.411 54 Andy Abad, L OBP: 0.458, SLG: 0.468 (1, 3) (5, 3)										2	0	0	0	0	0	1					
6 Ryan Freel, R OBP: 0.273, SLG: 0.239 Brock Till, R (1, 8) (9, 1)										3	0	1	0	0	0	3					
26 David Ross, R OBP: 0.512, SLG: 0.833 Ryan Jorgensen, R OBP: 0.308, SLG: 0.273 (1, 2) (6, 2)										2	0	0	0	0	0	1					
22 Eric Milton, L Rick White, R Rich Aurilia, R 31 Matt Belisle, R Mike Burns, R Rick Asadoorian, R (1, 1) (6, 1) (6, PH) (7, 1) (8, 1) (8, PH)										2	0	0	0	0	0	1					
<b>Inning Stats</b>	R: 0 E: 0 K: 0 S: 3	H: 0 LOB: 0 BB: 0 P: 3	R: 0 E: 0 K: 0 S: 4	H: 1 LOB: 1 BB: 0 P: 4	R: 1 E: 0 K: 1 S: 6	H: 1 LOB: 3 BB: 3 P: 18	R: 0 E: 0 K: 0 S: 4	H: 1 LOB: 1 BB: 0 P: 4	R: 3 E: 1 K: 0 S: 7	H: 4 LOB: 2 BB: 0 P: 7	R: 0 E: 0 K: 1 S: 5	H: 0 LOB: 0 BB: 0 P: 5	R: 1 E: 0 K: 2 S: 8	H: 1 LOB: 0 BB: 0 P: 8	R: 2 E: 0 K: 0 S: 4	H: 1 LOB: 1 BB: 2 P: 12	1B: 4 2B: 4 3B: 0 HR: 1	SF: 0 SAC: 1 DP: 0 HBP: 0	WP: 0 PB: 0 SB: 0 CS: 0	PA: 38	
<b>PITCHER</b>	IP	WLS	BF	H	R	ER	SO	BB	IBB	HBP	BLK	WP	HR	S	P	ERA	WHIP				
Paul Byrd, R Rob Bell, R 32 Danny Graves, R Jim Ed Warden, R (1, 1) (6, 1) (7, 1) (8, 1)	5.0		25	7	4	3	1	3	0	0	0	0	0	24	36	5.40	2.000				

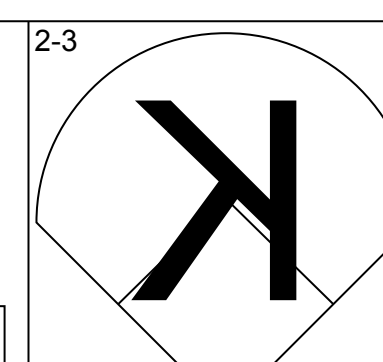
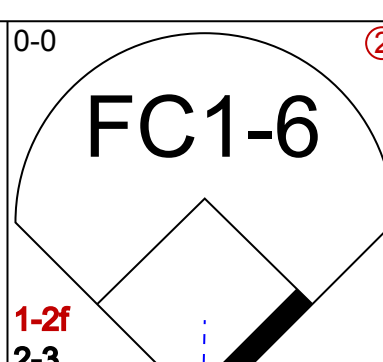
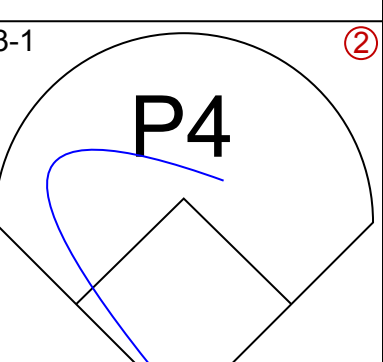
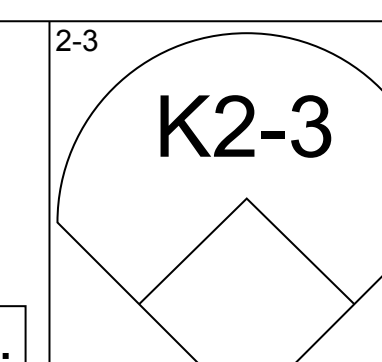
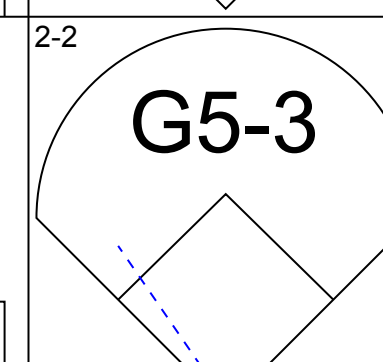
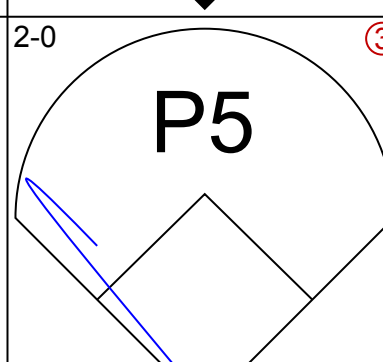
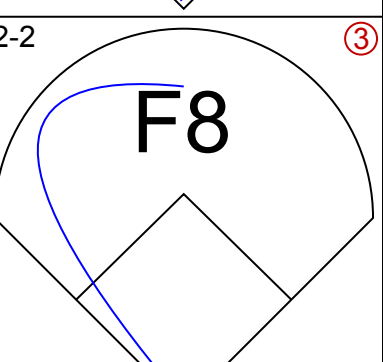
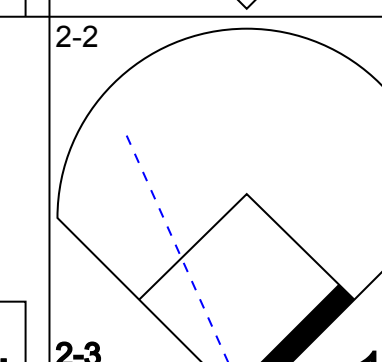
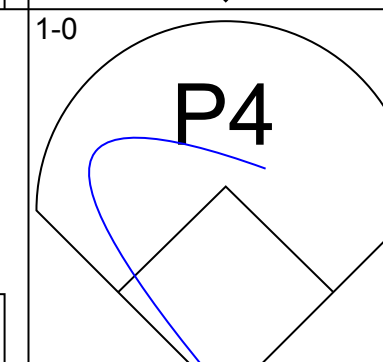
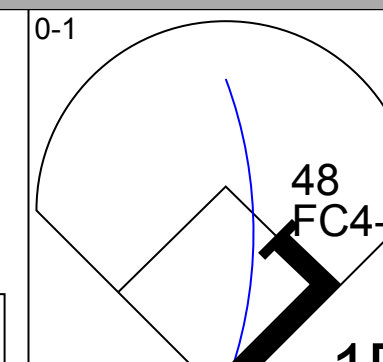
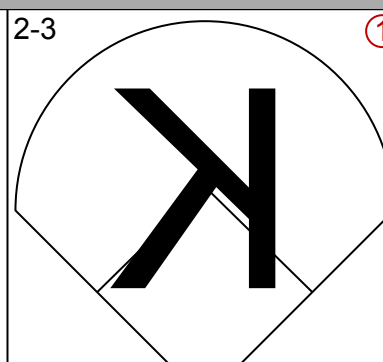
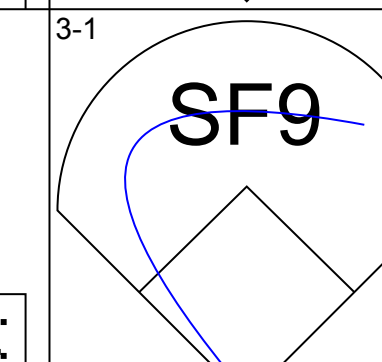
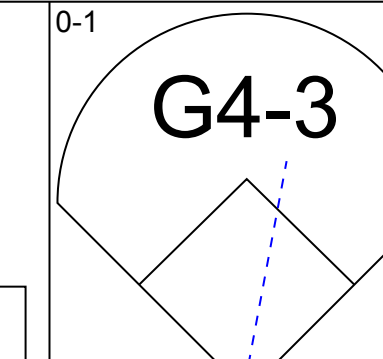
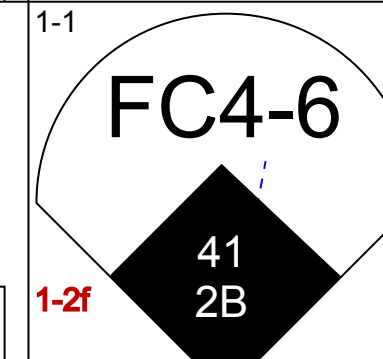
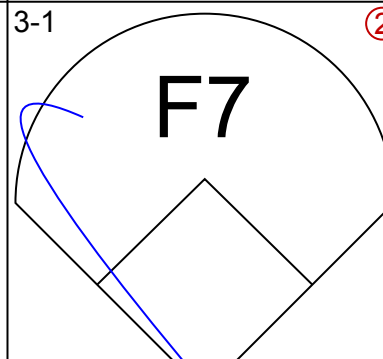
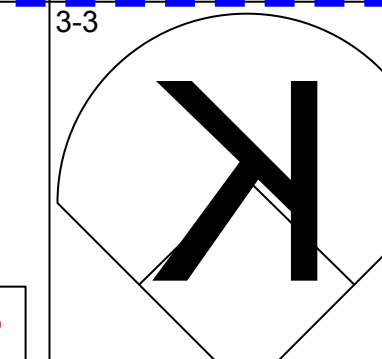
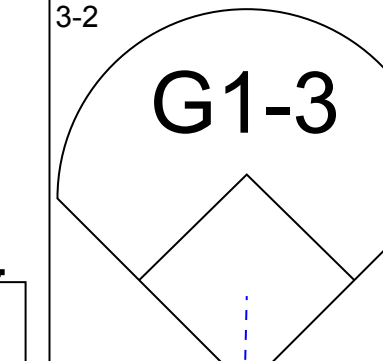
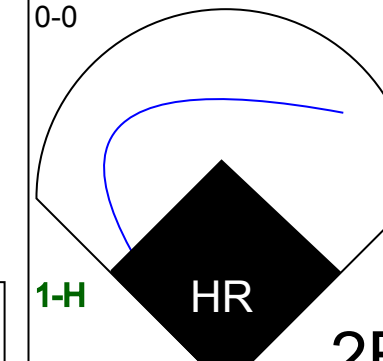
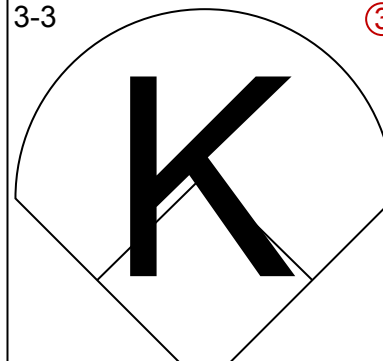
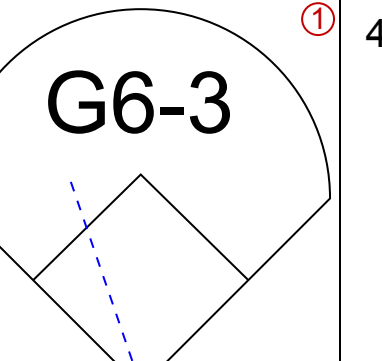
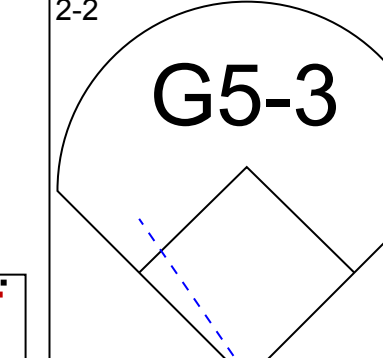
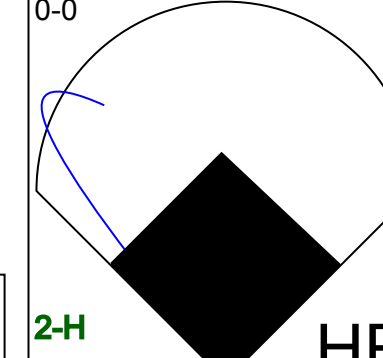
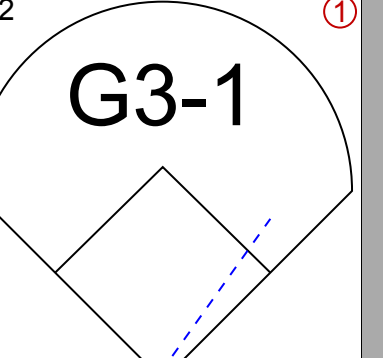
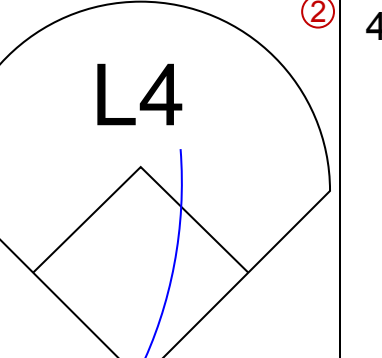
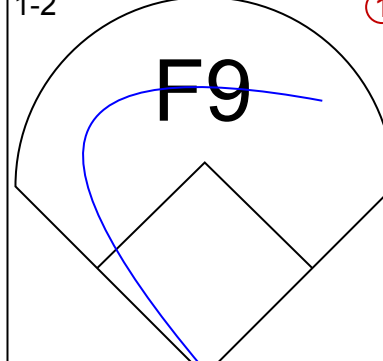
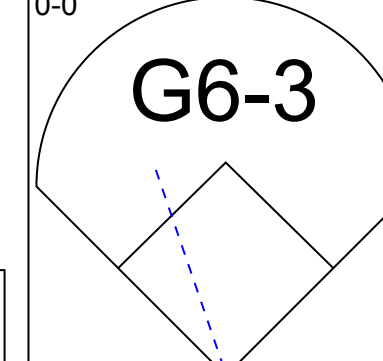
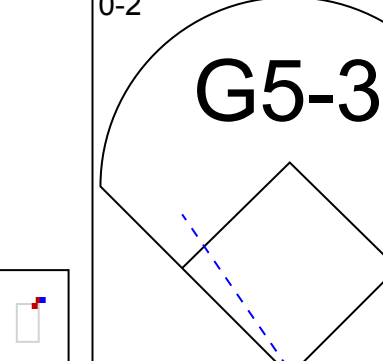
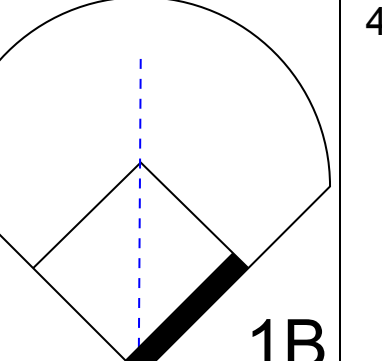
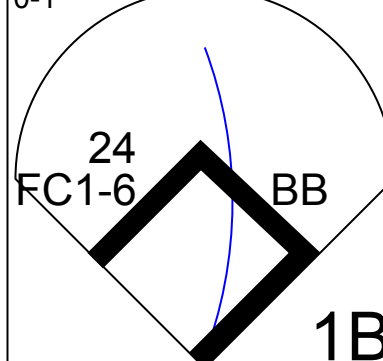
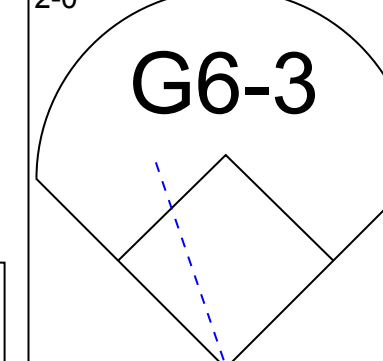
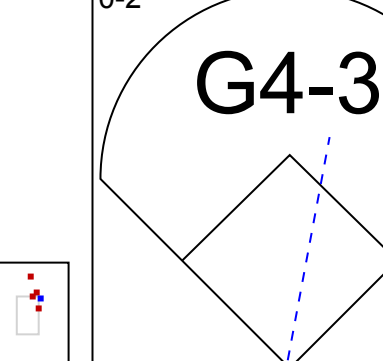
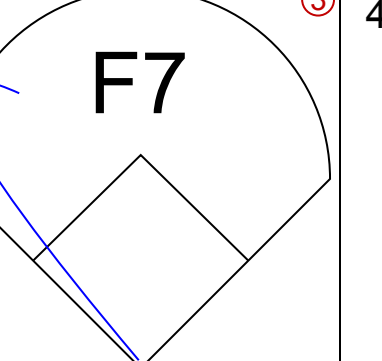
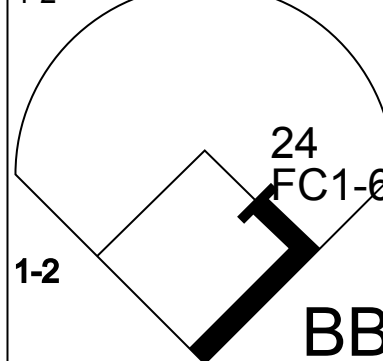
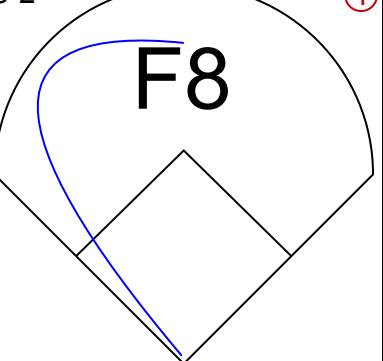
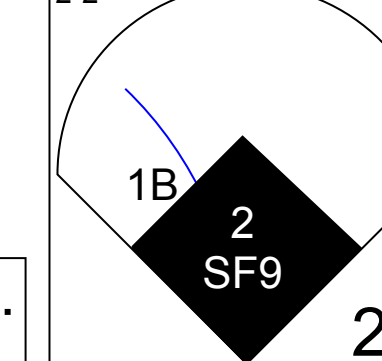
Cleveland Indians @ Cincinnati Reds  
Ed Smith Stadium, Sarasota, FL

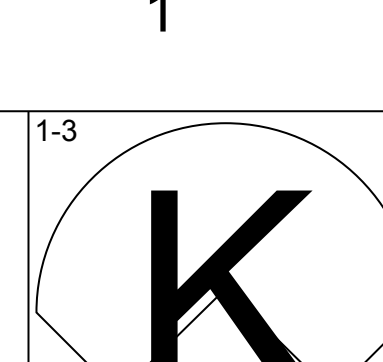
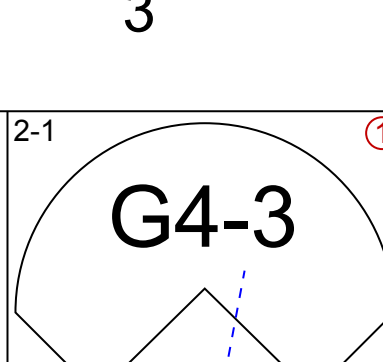
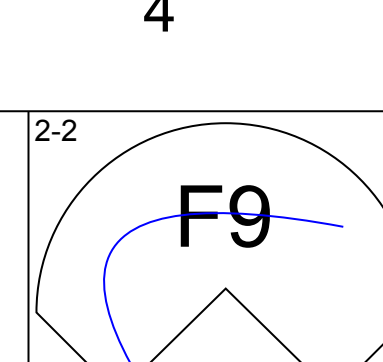
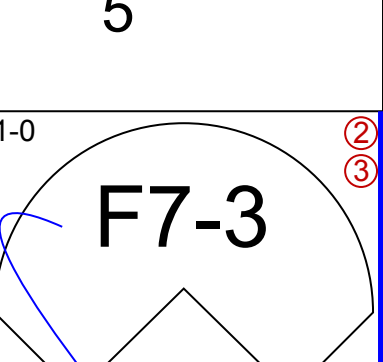
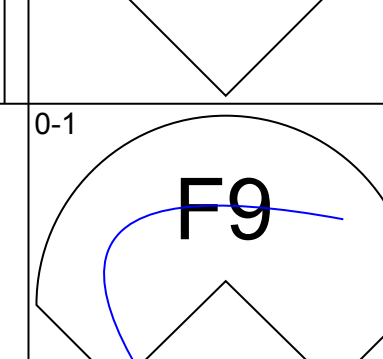
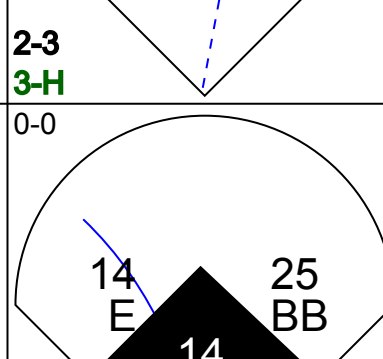
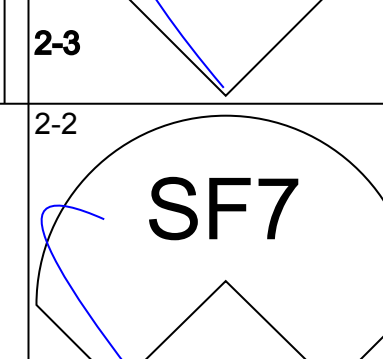
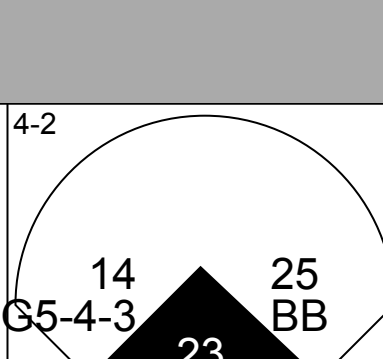
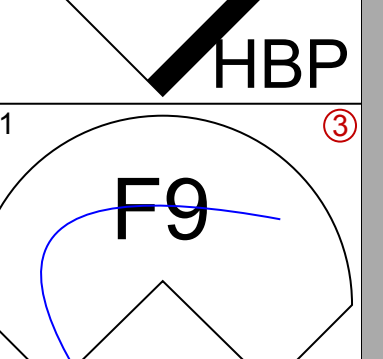
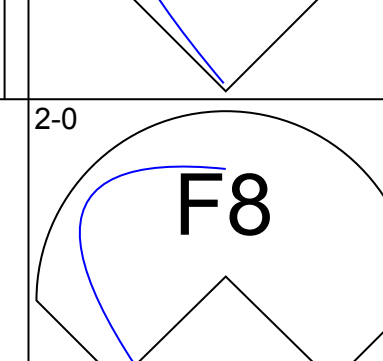
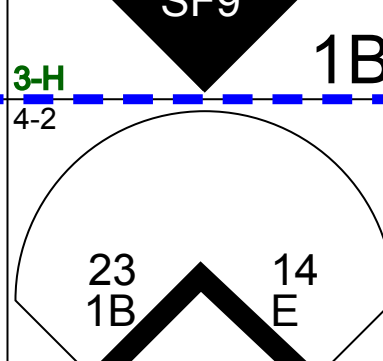
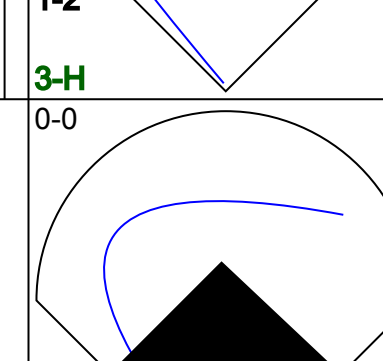
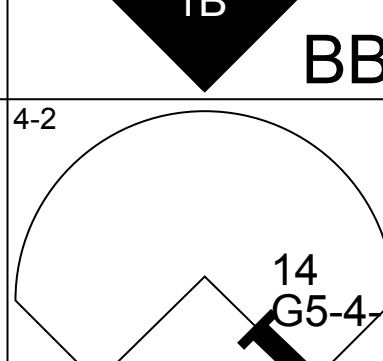
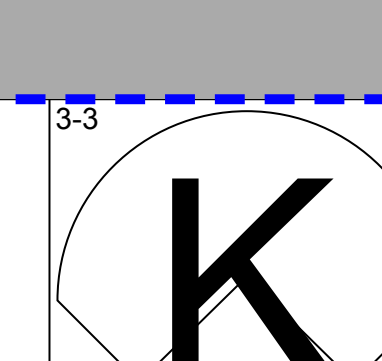
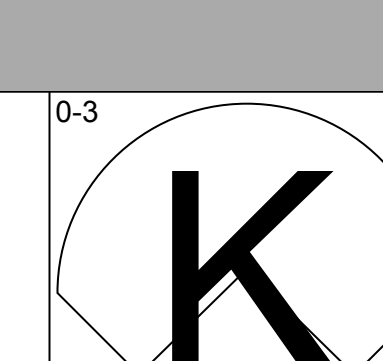
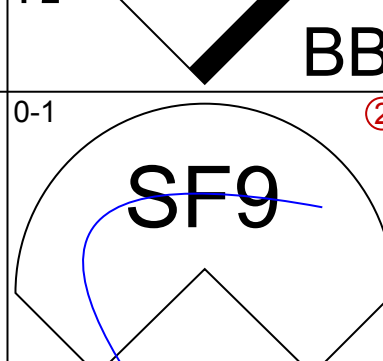
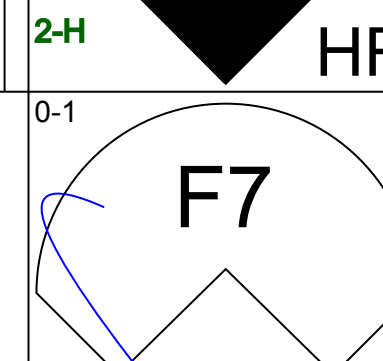
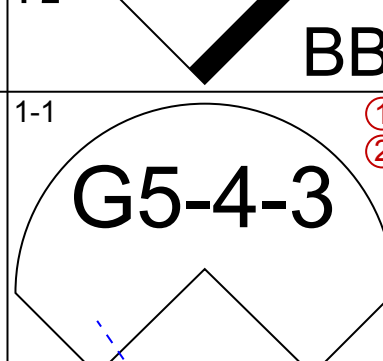
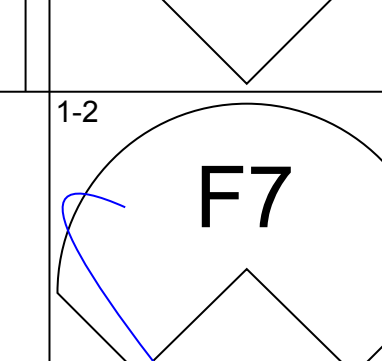
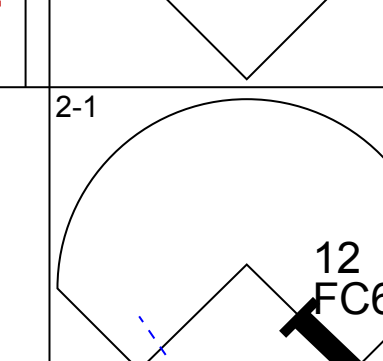
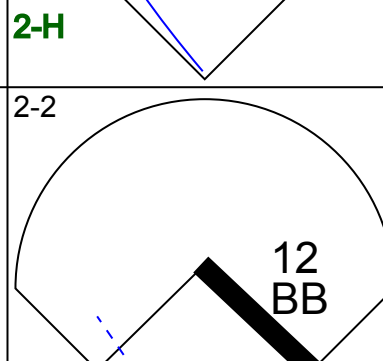
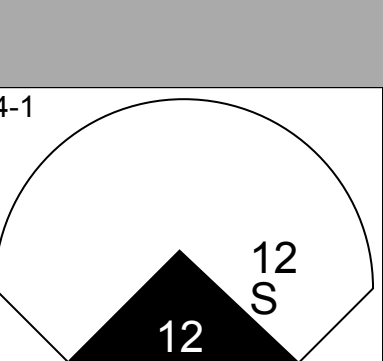
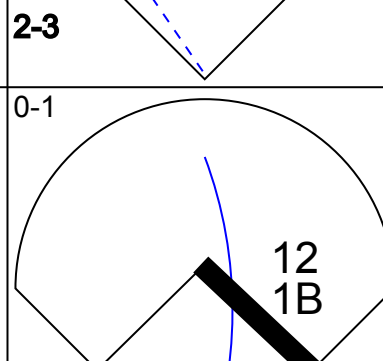
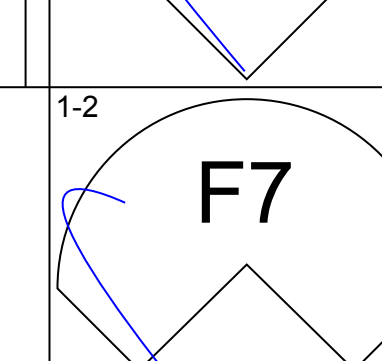

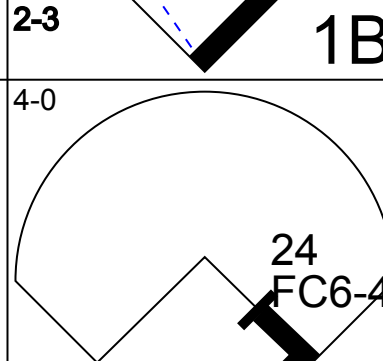

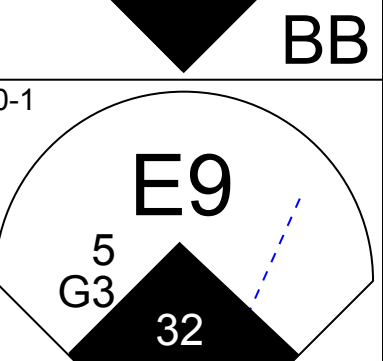
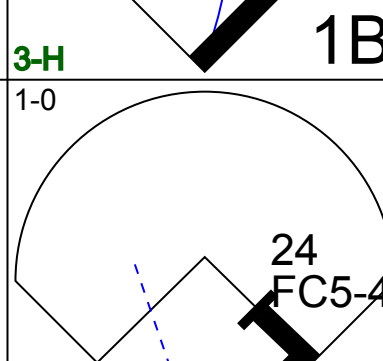


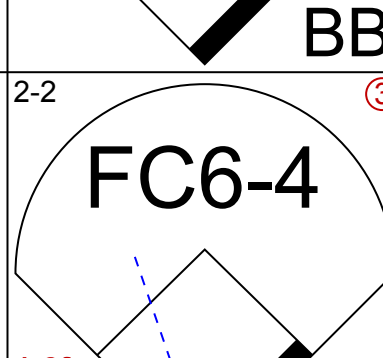

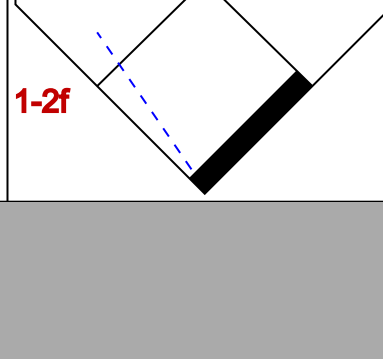
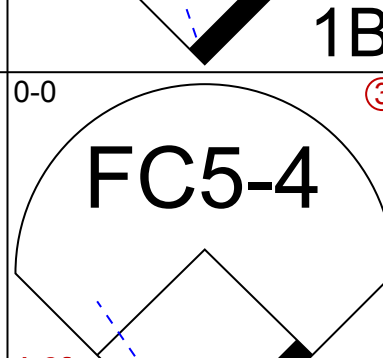
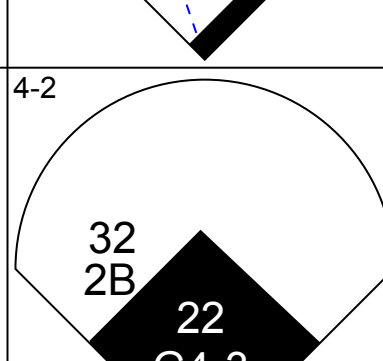
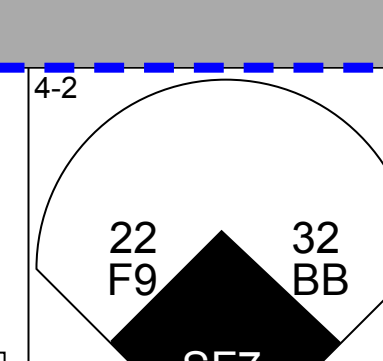
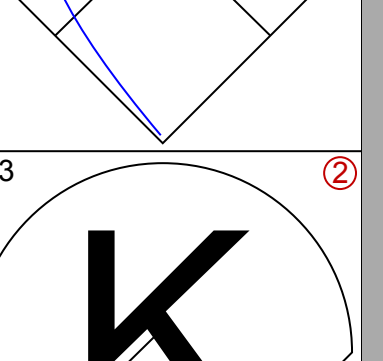
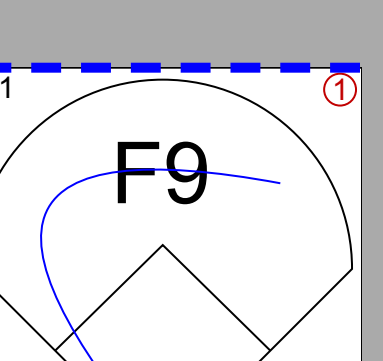
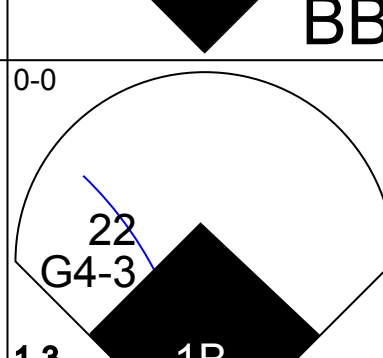
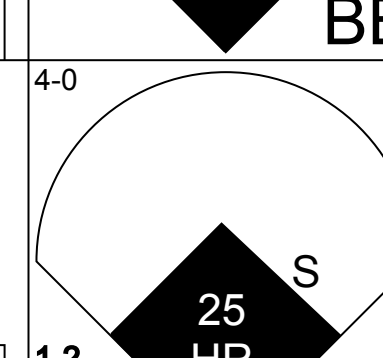
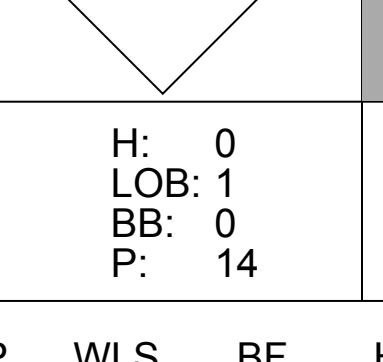
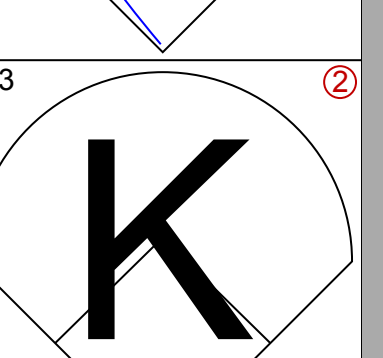
AB 32  
R 7  
H 9  
RBI 6  
BB 5  
SO 4  
LOB 13



Sat Apr 01 2006, 1:05 PM EST  
Att.: 5,912 - Sunny - 80 F



Batter	1	2	3	4	5	6	7	8	9	AB	R	H	RBI	BB	SO	LOB	TOP			
24 Grady Sizemore, L (1,8)										4	0	0	0	0	2	3	<b>Cleveland Indians @ Chicago White Sox</b> U.S. Cellular Field, Chicago, IL Sun Apr 02 2006, 8:05 PM EDT Att: 38,802 - Cloudy - 57 F			
Jason Michaels, R (1,7) OBP: 0.250, SLG: 0.250										4	0	1	0	0	2					
2 Johnny Peralta, R (1,6) OBP: 0.250, SLG: 0.333										3	0	1	1	0	1					
48 Travis Hafner, L (1,10)										4	1	0	0	0	1					
41 Victor Martinez, S (1,2) OBP: 0.250, SLG: 0.500										4	1	1	1	0	1					
Eduardo Perez, R (1,3) OBP: 0.250, SLG: 1.000										4	1	1	2	0	0					
Ronnie Belliard, R (1,4) OBP: 0.250, SLG: 0.250										4	0	1	0	0	0					
Aaron Boone, R (1,5) OBP: 0.250, SLG: 0.250										4	0	1	0	0	1					
Casey Blake, R (1,9) OBP: 0.667, SLG: 1.000										2	1	1	0	1	0					
<b>Inning Stats</b>	R: 0 E: 0 K: 1 S: 10	H: 0 LOB: 0 BB: 0 P: 15	R: 0 E: 0 K: 0 S: 8	H: 0 LOB: 0 BB: 0 P: 13	R: 0 E: 0 K: 0 S: 11	H: 1 LOB: 2 BB: 1 P: 18	R: 3 E: 0 K: 0 S: 8	H: 3 LOB: 0 BB: 0 P: 11	R: 0 E: 0 K: 0 S: 11	H: 0 LOB: 0 BB: 0 P: 19	R: 0 E: 0 K: 0 S: 11	H: 0 LOB: 0 BB: 0 P: 13	R: 1 E: 0 K: 2 S: 14	H: 2 LOB: 1 BB: 0 P: 26	R: 0 E: 0 K: 0 S: 13	H: 1 LOB: 1 BB: 0 P: 22	1B: 4 2B: 2 3B: 0 HR: 1	SF: 1 SAC: 0 DP: 0 HBP: 0	WP: 0 PB: 0 SB: 0 CS: 0	PA: 35
<b>PITCHER</b>	IP WLS BF H R ER SO BB IBB HBP BLK WP HR S P ERA WHIP																			
56 Mark Buehrle, L (1,1) ERA: 6.75	4.0	17	4	3	3	1	1	0	0	0	0	0	1	37	57	6.75	1.250			
Brandon McCarthy, R (5,1) ERA: 13.5	3.0	W	9	0	0	2	0	0	0	0	0	0	0	30	48	0.00	0.000			
Cliff Politte, R (8,1) ERA: 13.5	0.2		4	2	1	1	0	0	0	0	0	0	0	11	20	13.50	3.000			
37 Matt Thornton, L (8,1) ERA:	1.1		5	1	0	0	1	0	0	0	0	0	0	16	28	0.00	0.750			

Batter	1	2	3	4	5	6	7	8	9	AB	R	H	RBI	BB	SO	LOB	BOTTOM			
22 Scott Podsednik, L (1,7) Rob Mackowiak, L (6,7)										4	0	0	1	0	1	4	<b>Cleveland Indians @ Chicago White Sox</b> U.S. Cellular Field, Chicago, IL Sun Apr 02 2006, 8:05 PM EDT Att: 38,802 - Cloudy - 57 F			
Tadahito Iguchi, R (1,4) OBP: 0.400, SLG: 0.333										3	2	1	2	1	0	1				
25 Jim Thome, L (1,10) 8 Alex Cintron, S (8,PH) (9,10)										2	1	1	2	2	0	0				
14 Paul Konerko, R (1,3)										4	0	0	1	0	1	2				
23 Jermaine Dye, R (1,9) Ross Gload, L (8,PH) (9,9)										3	1	3	1	1	0	0				
12 A.J. Pierzynski, L (1,2) OBP: 0.750, SLG: 0.667										3	1	2	1	1	0	1				
24 Joe Crede, R (1,5)										3	1	0	0	1	1	6				
5 Juan Uribe, R (1,6)										2	2	0	0	2	0	2				
32 Brian Anderson, R (1,8) OBP: 0.750, SLG: 1.000										3	2	2	2	1	1	0				
<b>Inning Stats</b>	R: 0 E: 0 K: 1 S: 6	H: 0 LOB: 0 BB: 0 P: 9	R: 0 E: 0 K: 2 S: 10	H: 1 LOB: 1 BB: 0 P: 14	R: 3 E: 1 K: 0 S: 17	H: 3 LOB: 3 BB: 3 P: 35	R: 3 E: 0 K: 0 S: 11	H: 1 LOB: 0 BB: 2 P: 23	R: 3 E: 1 K: 0 S: 11	H: 2 LOB: 0 BB: 2 P: 21	R: 1 E: 0 K: 0 S: 11	H: 2 LOB: 2 BB: 2 P: 21	R: 0 E: 0 K: 1 S: 8	H: 0 LOB: 1 BB: 0 P: 14	R: 0 E: 0 K: 1 S: 11	H: 0 LOB: 0 BB: 0 P: 16	1B: 7 2B: 2 3B: 0 HR: 1	SF: 2 SAC: 0 DP: 2 HBP: 1	WP: 0 PB: 0 SB: 2 CS: 0	PA: 41
<b>PITCHER</b>	IP WLS BF H R ER SO BB IBB HBP BLK WP HR S P ERA WHIP																			
CC Sabathia, L (1,1) ERA: 11.37	2.1		3	3	3	3	1	0	0	0	0	0	10	22	0.00	4.500				
Danny Graves, R (3,1) ERA:	0.2		5	1	0	0	2	0	0	0	0	0	1	17	37	54.00	6.000			
Fernando Cabrera, R (4,1) ERA: 54.0	1.0	L	9	2	6	6	4	0	0	0	0	0	1	17	37	54.00	6.000			
59 Matt Miller, R (5,1) ERA: 4.5	2.0		9	3	1	1	0	2	0	0	0	0	0	16	28	4.50	2.500			
Scott Sauerbeck, L (7,1) ERA:	1.0		4	0	0	0	1	0	0	0	0	0	0	8	14	0.00	0.000			
<b>PITCHER</b>	IP WLS BF H R ER SO BB IBB HBP BLK WP HR S P ERA WHIP																			
63 Rafael Betancourt, R (8,1) ERA:	1.0		3	0	0	1	0	0	0	0	0	0	0	11	16	0.00	0.000			



Batter	1	2	3	4	5	6	7	8	9	AB	R	H	RBI	BB	SO	LOB	TOP					
24 Grady Sizemore, L (1.8) OBP: 0.100, SLG: 0.100	G4-3	FC4-6			G5-3		K		F7	6	0	1	1	0	1	7						
Jason Michaels, R (1.7) OBP: 0.333, SLG: 0.250	G5-3		K	P1						4	0	1	0	1	1	1						
2 Jhonny Peralta, R (1.6) OBP: 0.222, SLG: 0.375	G6-3		G1-3							5	1	1	0	0	1	2						
48 Travis Hafner, L (1.10) OBP: 0.111, SLG: 0.111		G3-1	G3							5	1	1	1	0	0	3						
41 Victor Martinez, S (1.2) OBP: 0.444, SLG: 0.875				G4-3						4	2	2	1	1	1	1						
Ben Broussard, L (1.3) OBP: 0.200, SLG: 0.200				K	P5					5	0	1	0	0	2	4						
Ronnie Belliard, R (1.4) OBP: 0.222, SLG: 0.333		F7			F8					5	1	1	0	0	0	3						
Aaron Boone, R (1.5) OBP: 0.556, SLG: 1.000										5	2	4	4	0	1	0						
Casey Blake, R (1.9) OBP: 0.875, SLG: 1.000										2	1	2	1	3	0	0						
<b>Inning Stats</b>	R: 0 E: 0 K: 0 S: 11	H: 0 LOB: 0 BB: 0 P: 14	R: 1 E: 0 K: 0 S: 15	H: 3 LOB: 3 BB: 1 P: 28	R: 0 E: 0 K: 1 S: 7	H: 0 LOB: 0 BB: 0 P: 11	R: 3 E: 0 K: 1 S: 17	H: 4 LOB: 1 BB: 0 P: 25	R: 3 E: 0 K: 0 S: 13	H: 3 LOB: 2 BB: 2 P: 29	R: 0 E: 1 K: 1 S: 10	H: 0 LOB: 1 BB: 1 P: 18	R: 1 E: 0 K: 2 S: 8	H: 1 LOB: 1 BB: 1 P: 14	R: 0 E: 0 K: 1 S: 12	H: 2 LOB: 2 BB: 0 P: 15	R: 0 E: 0 K: 1 S: 8	H: 1 LOB: 1 BB: 0 P: 14	1B: 9 2B: 3 3B: 0 HR: 2	SF: 0 SAC: 0 DP: 1 HBP: 0	WP: 1 PB: 0 CS: 1	PA: 46
<b>PITCHER</b>	IP	WLS	BF	H	R	ER	SO	BB	IBB	HBP	BLK	WP	HR	S	P	ERA	WHIP					
Freddy Garcia, R (1.1) ERA: 15.75	4.0	L	23	9	7	7	2	2	0	0	0	1	1	57	92	15.75	2.750					
57 Boone Logan, L (5.1) ERA:	2.0		9	1	0	0	1	1	1	0	0	0	0	16	33	0.00	1.000					
Neal Cotts, L (7.1) ERA: 4.5	2.0		10	3	1	1	3	1	0	0	0	0	1	20	29	4.50	2.000					
45 Bobby Jenks, R (9.1) ERA:	1.0		4	1	0	0	1	0	0	0	0	0	0	8	14	0.00	1.000					

Cleveland Indians @ Chicago White Sox  
U.S. Cellular Field, Chicago, IL  
Tue Apr 04 2006, 2:05 PM EDT  
Att: 37,591 - Sunny - 49 F

AB 41  
R 8  
H 14  
RBI 8  
BB 5  
SO 7  
LOB 21



Batter	1	2	3	4	5	6	7	8	9	AB	R	H	RBI	BB	SO	LOB	BOTTOM					
22 Scott Podsednik, L (1.7)	G4-3		K			G3-1		F9		4	0	0	0	0	1	1						
8 Alex Cintron, S (1.4) OBP: 0.400, SLG: 0.250			K							3	0	1	0	1	1	1						
25 Jim Thome, L (1.10) OBP: 0.625, SLG: 1.500										4	1	2	1	0	0	1						
14 Paul Konerko, R (1.3)										4	0	0	0	0	0	3						
23 Jermaine Dye, R (1.9) OBP: 0.500, SLG: 0.429										4	0	0	0	0	1	0						
12 A.J. Pierzynski, L (1.2) OBP: 0.500, SLG: 0.429										4	1	1	0	0	1	0						
24 Joe Crede, R (1.5) OBP: 0.286, SLG: 0.333										3	0	1	0	0	0	0						
Rob Mackowiak, L (1.8) OBP: 0.500, SLG: 0.333										3	0	1	1	0	0	1						
5 Juan Uribe, R (1.6)										3	0	0	0	0	0	2						
<b>Inning Stats</b>	R: 0 E: 0 K: 0 S: 9	H: 1 LOB: 1 BB: 0 P: 16	R: 0 E: 0 K: 0 S: 7	H: 0 LOB: 0 BB: 0 P: 10	R: 0 E: 0 K: 2 S: 13	H: 1 LOB: 1 BB: 0 P: 18	R: 1 E: 0 K: 2 S: 10	H: 1 LOB: 0 BB: 0 P: 17	R: 0 E: 0 K: 0 S: 7	H: 0 LOB: 0 BB: 0 P: 12	R: 0 E: 0 K: 0 S: 10	H: 1 LOB: 1 BB: 1 P: 21	R: 1 E: 0 K: 0 S: 8	H: 2 LOB: 1 BB: 0 P: 12	R: 0 E: 0 K: 0 S: 5	H: 0 LOB: 0 BB: 0 P: 8	R: 0 E: 0 K: 0 S: 6	H: 0 LOB: 0 BB: 0 P: 10	1B: 4 2B: 1 3B: 0 HR: 1	SF: 0 SAC: 0 DP: 1 HBP: 0	WP: 0 PB: 0 CS: 0	PA: 33
<b>PITCHER</b>	IP	WLS	BF	H	R	ER	SO	BB	IBB	HBP	BLK	WP	HR	S	P	ERA	WHIP					
37 Jake Westbrook, R (1.1) ERA: 2.84	6.1	W	25	6	2	2	4	1	0	0	0	0	1	61	103	2.84	1.105					
63 Rafael Betancourt, R (7.1) ERA:	1.2		5	0	0	0	0	0	0	0	0	0	0	8	11	0.00	0.000					
Guillermo Mota, R (9.1) ERA:	1.0		3	0	0	0	0	0	0	0	0	0	0	6	10	0.00	0.000					

Cleveland Indians @ Chicago White Sox  
U.S. Cellular Field, Chicago, IL  
Tue Apr 04 2006, 2:05 PM EDT  
Att: 37,591 - Sunny - 49 F

AB 32  
R 2  
H 6  
RBI 2  
BB 1  
SO 4  
LOB 9









Batter	1	2	3	4	5	6	7	8	9	AB	R	H	RBI	BB	SO	LOB	TOP					
Shannon Stewart, R (1, 7) OBP: 0.444, SLG: 0.824	F9		G5-3				F7		K	4	1	0	1	1	1	0						
Luis Castillo, S (1, 4) OBP: 0.400, SLG: 0.308	7 FC6-4 1B						K			3	1	1	0	1	1	2						
7 Joe Mauer, L (1, 2) OBP: 0.385, SLG: 0.417	FC6-4 24 FC5-4 1-2		G4-3				F7			4	0	1	2	0	0	2						
24 Rondell White, R (1, 10) OBP: 0.059, SLG: 0.067	FC5-4 1-2								K	4	0	0	0	0	2	2						
Tori Hunter, R (1, 8) OBP: 0.294, SLG: 0.500		P2							K	3	1	0	0	1	1	0						
33 Justin Morneau, L (1, 3) OBP: 0.250, SLG: 0.625	F8						HR			4	2	3	3	0	0	0						
20 Lew Ford, R (1, 9) 5 Michael Cuddyer, R (4, 9)	L8						G5-3		G5-3	2	0	0	0	0	0	1						
38 Luis Antonio Rodriguez, B (5) OBP: 0.400, SLG: 1.200							K		G4-3	4	1	1	0	0	1	0						
Juan Castro, R (1, 6) OBP: 0.400, SLG: 0.333									K	3	0	1	0	0	1	0						
<b>Inning Stats</b>	R: 0 E: 0 K: 0 S: 10	H: 1 LOB: 1 BB: 0 P: 13	R: 0 E: 0 K: 0 S: 8	H: 0 LOB: 0 BB: 0 P: 11	R: 1 E: 0 K: 0 S: 9	H: 1 LOB: 1 BB: 1 P: 17	R: 0 E: 0 K: 0 S: 9	H: 1 LOB: 1 BB: 0 P: 14	R: 2 E: 0 K: 2 S: 14	H: 2 LOB: 1 BB: 1 P: 25	R: 2 E: 0 K: 0 S: 12	H: 1 LOB: 0 BB: 1 P: 20	R: 0 E: 0 K: 1 S: 8	H: 0 LOB: 0 BB: 0 P: 10	R: 1 E: 0 K: 2 S: 12	H: 1 LOB: 0 BB: 0 P: 15	R: 0 E: 0 K: 2 S: 9	H: 0 LOB: 0 BB: 0 P: 13	1B: 3 2B: 2 3B: 0 HR: 2	SF: 0 SAC: 1 DP: 0 HBP: 0	WP: 0 PB: 0 SB: 0 CS: 0	PA: 37
<b>PITCHER</b>	IP	WLS	BF	H	R	ER	SO	BB	IBB	HBP	BLK	WP	HR	S	P	ERA	WHIP					
Paul Byrd, R (1, 1) ERA: 7.5	6.0	W	27	6	5	5	2	3	0	0	0	0	1	62	100	7.50	1.500					
59 Matt Miller, R (7, 1) ERA: 3.86	2.0		7	1	1	1	3	0	0	0	0	0	1	20	25	4.50	0.500					
Fernando Cabrera, R (9, 1) ERA: 27.0	1.0		3	0	0	0	2	0	0	0	0	0	0	9	13	0.00	0.000					

Minnesota Twins @ Cleveland Indians  
 Jacobs Field, Cleveland, OH  
 Fri Apr 07 2006, 3:05 PM EDT  
 Att: 42,445 - Overcast - 52 F

AB	33
R	6
H	7
RBI	6
BB	3
SO	7
LOB	7



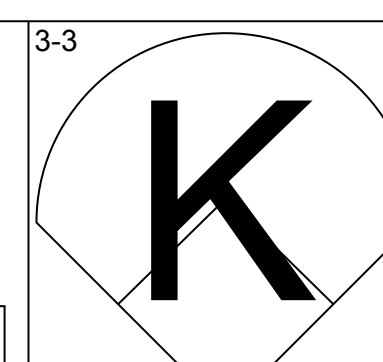
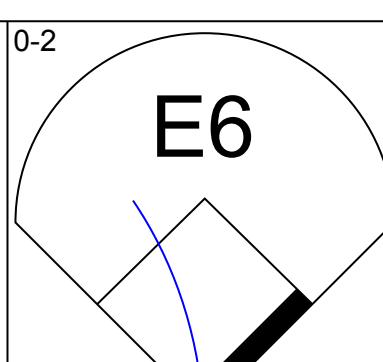
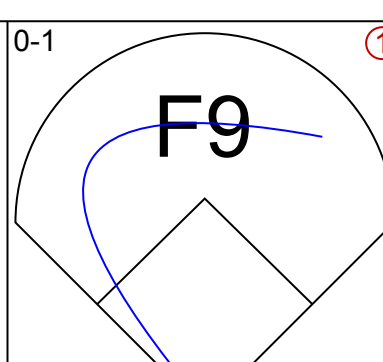
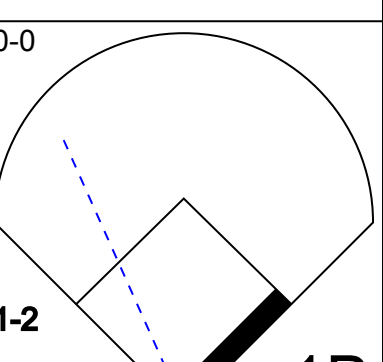
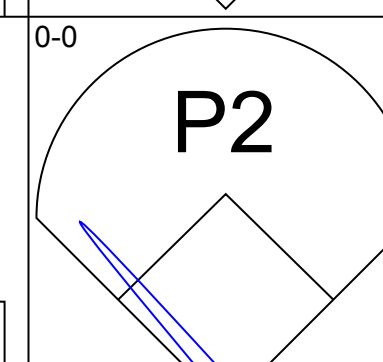
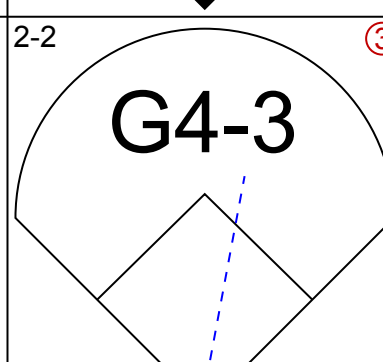
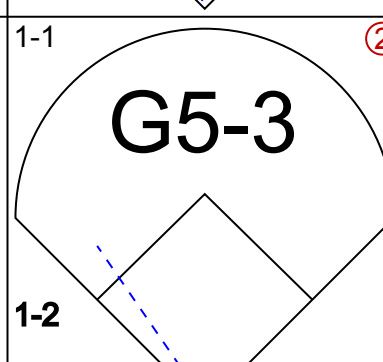
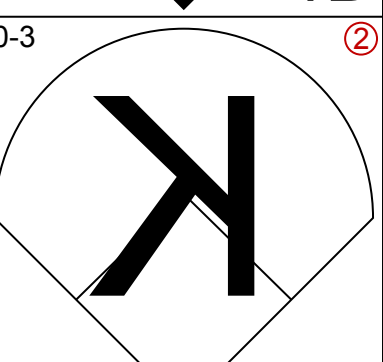
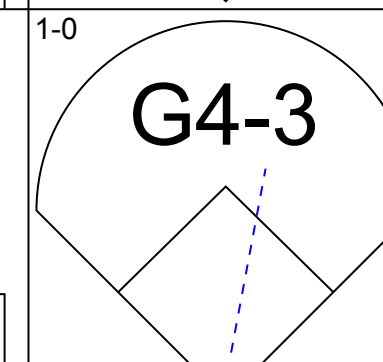
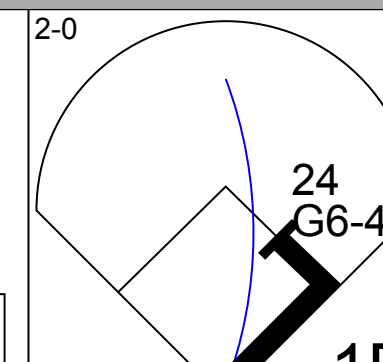
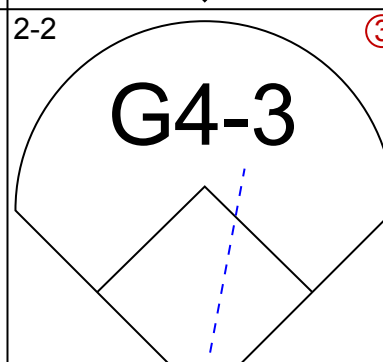
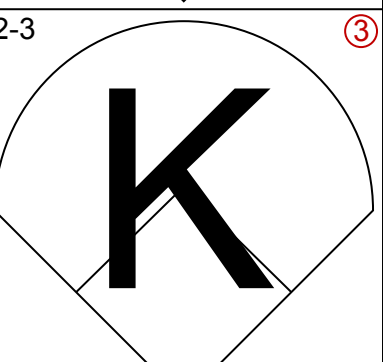
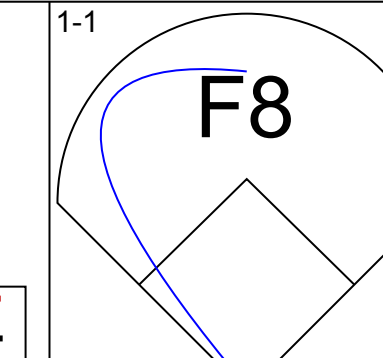
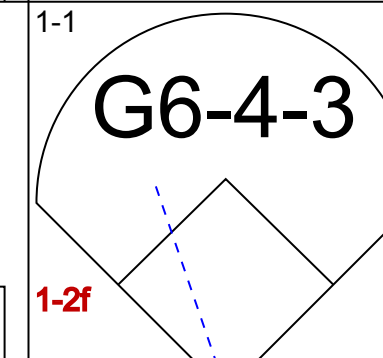
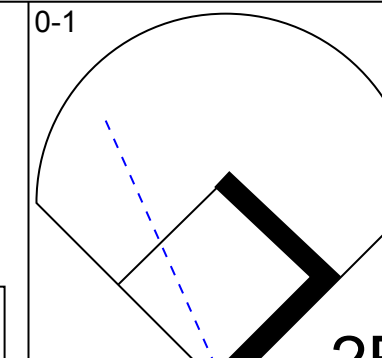
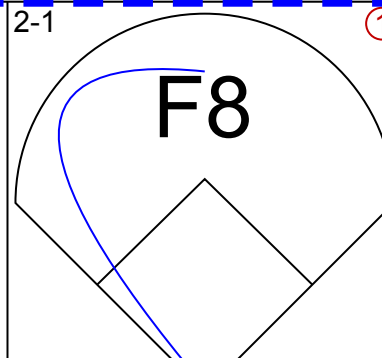
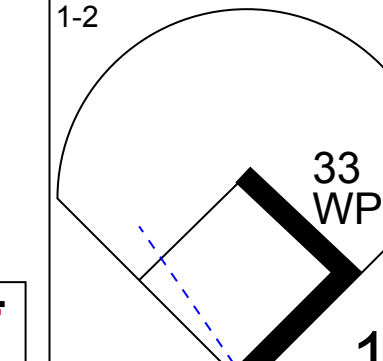
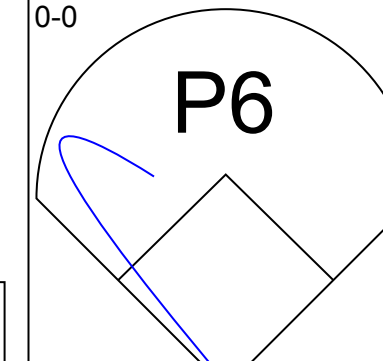
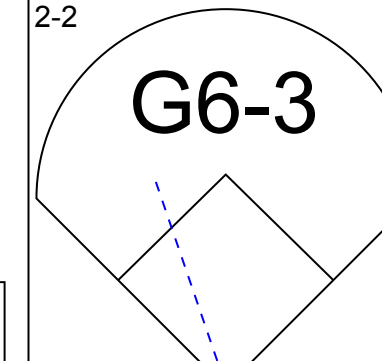
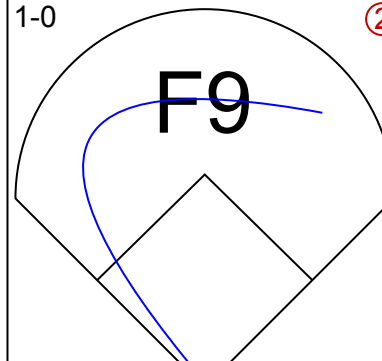
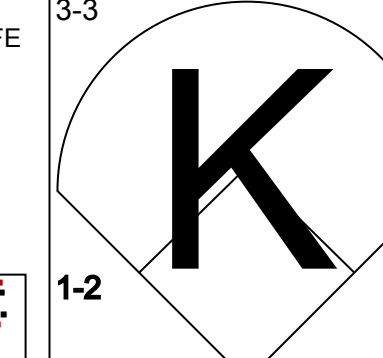
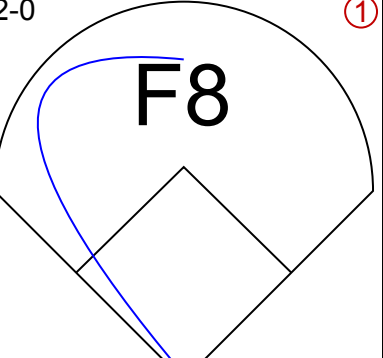
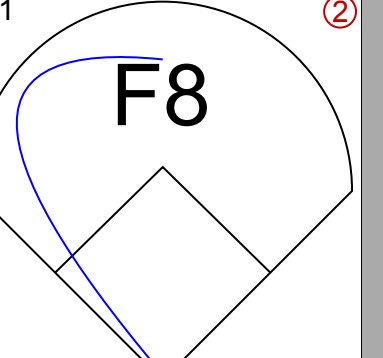
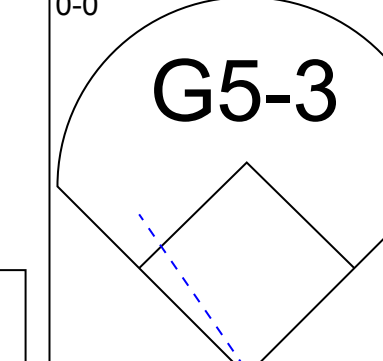
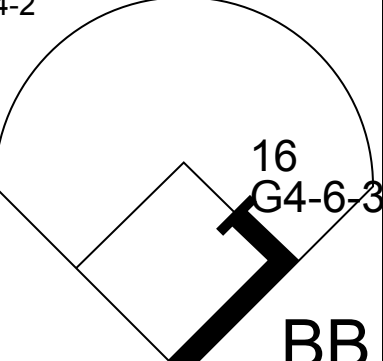
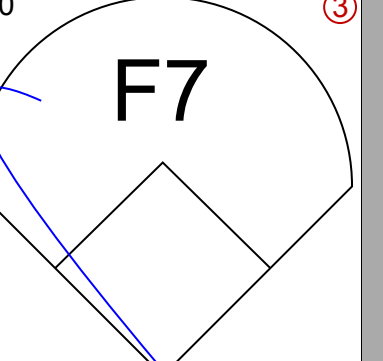
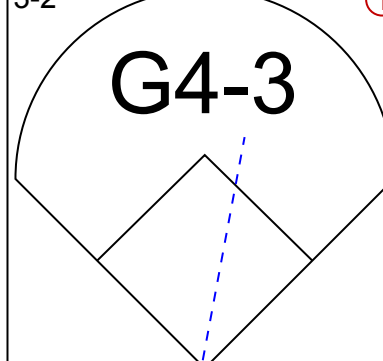
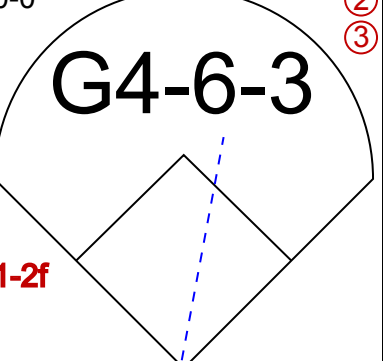
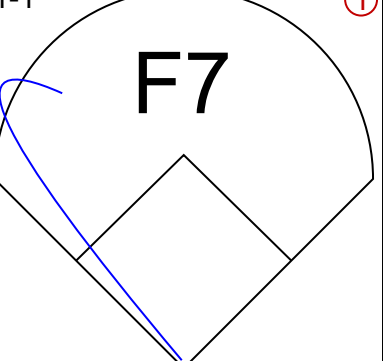
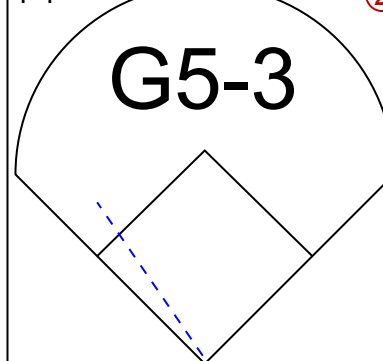
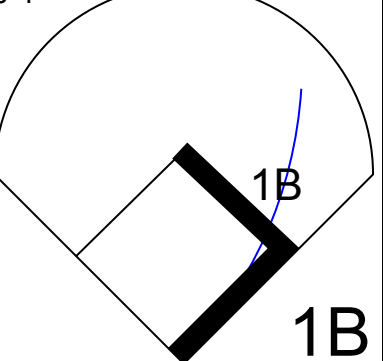
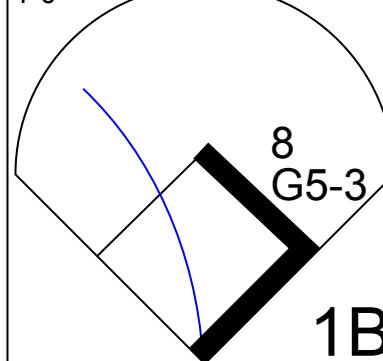
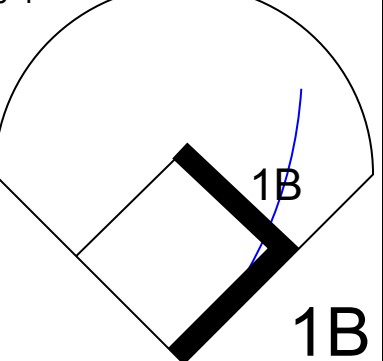
Batter	1	2	3	4	5	6	7	8	9	AB	R	H	RBI	BB	SO	LOB	BOTTOM					
24 Grady Sizemore, L (1, 8) OBP: 0.350, SLG: 0.450	2 1B									5	2	3	0	0	1	1						
Jason Michaels, R (1, 7) OBP: 0.500, SLG: 0.500	G6-3									5	0	2	0	0	1	2						
2 Jhonny Peralla, R (1, 6) OBP: 0.250, SLG: 0.278	41 1B									4	2	1	1	1	0	3						
48 Travis Hafner, L (1, 10) OBP: 0.450, SLG: 0.882	41 1B									4	4	4	2	1	0	0						
41 Victor Martinez, S (1, 2) OBP: 0.368, SLG: 0.647	1B									5	0	2	2	0	0	1						
Ben Broussard, L (1, 3) OBP: 0.375, SLG: 0.333	G5-4-3 1B									5	1	2	1	0	0	1						
Ronnie Belliard, R (1, 4) OBP: 0.167, SLG: 0.176	G5-4-3									4	0	0	0	0	0	6						
Ramón Vázquez, L (8, 4)										0	0	0	0	0	0	0						
Aaron Boone, R (1, 5) OBP: 0.444, SLG: 0.647	G5-3									3	1	2	0	1	0	0						
Casey Blake, R (1, 9) OBP: 0.529, SLG: 0.692	K									4	1	1	4	0	1	2						
<b>Inning Stats</b>	R: 2 E: 0 K: 0 S: 16	H: 4 LOB: 2 BB: 1 P: 26	R: 0 E: 0 K: 2 S: 8	H: 0 LOB: 0 BB: 0 P: 12	R: 2 E: 0 K: 1 S: 10	H: 2 LOB: 1 BB: 1 P: 21	R: 0 E: 0 K: 0 S: 12	H: 2 LOB: 2 BB: 0 P: 18	R: 5 E: 0 K: 0 S: 21	H: 5 LOB: 1 BB: 1 P: 36	R: 1 E: 0 K: 0 S: 8	H: 1 LOB: 0 BB: 0 P: 12	R: 0 E: 0 K: 0 S: 6	H: 2 LOB: 1 BB: 0 P: 10	R: 1 E: 0 K: 0 S: 13	H: 1 LOB: 0 BB: 0 P: 23	1B: 12 2B: 3 3B: 0 HR: 3	SF: 0 SAC: 0 DP: 2 HBP: 0	WP: 1 PB: 0 SB: 0 CS: 0	PA: 42		
<b>PITCHER</b>	IP	WLS	BF	H	R	ER	SO	BB	IBB	HBP	BLK	WP	HR	S	P	ERA	WHIP					
Kyle Lohse, R (1, 1) ERA: 15.43	4.2	L	27	11	8	8	3	0	0	0	0	0	1	58	99	15.43	3.000					
54 Matt Guerrier, R (5, 1) ERA: 5.4	2.1		11	5	2	2	0	0	0	0	0	1	1	23	36	7.71	2.143					
Willie Eyre, R (8, 1) ERA: 4.5	1.0		4	1	1	1	0	0	0	0	0	0	1	13	23	9.00	1.000					

Minnesota Twins @ Cleveland Indians  
 Jacobs Field, Cleveland, OH  
 Fri Apr 07 2006, 3:05 PM EDT  
 Att: 42,445 - Overcast - 52 F

AB	39
R	11
H	17
RBI	10
BB	3
SO	3
LOB	16



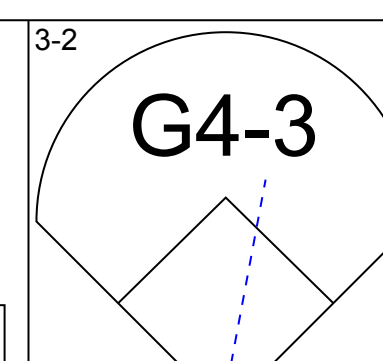
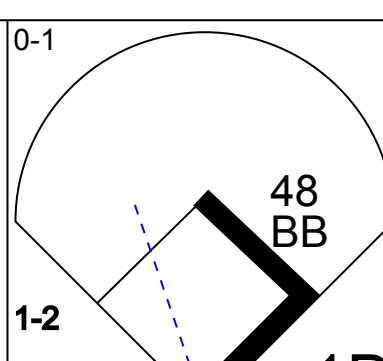
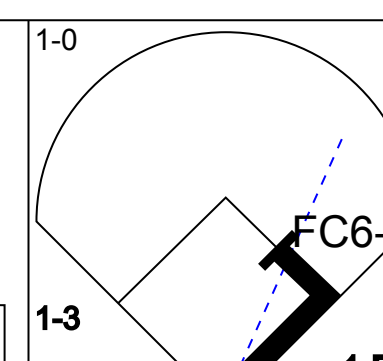
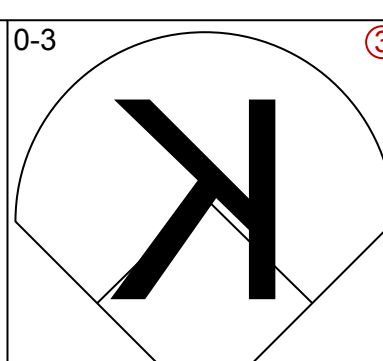
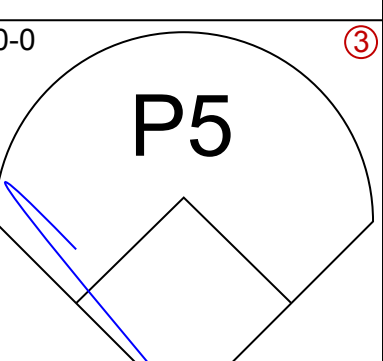
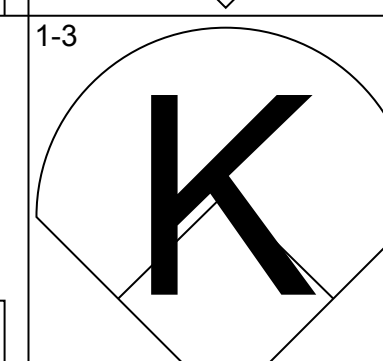
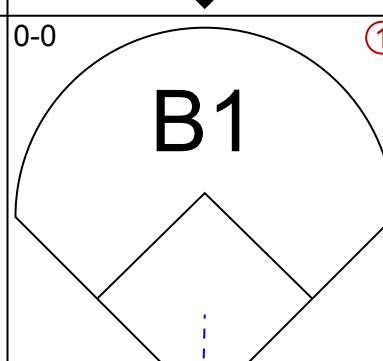
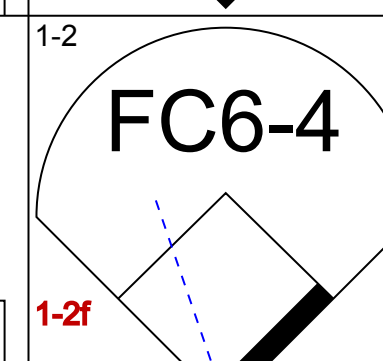
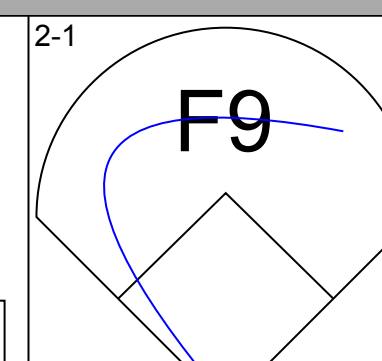
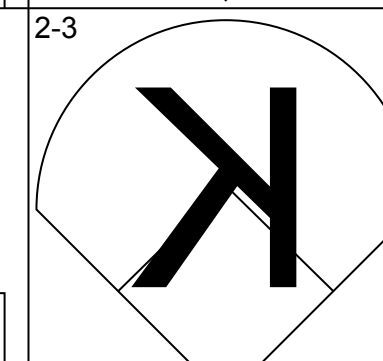
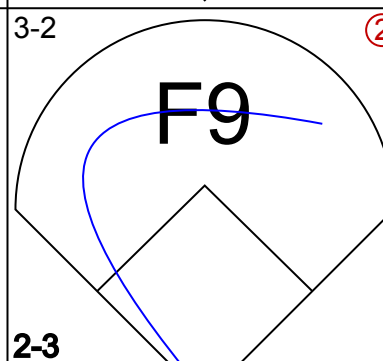
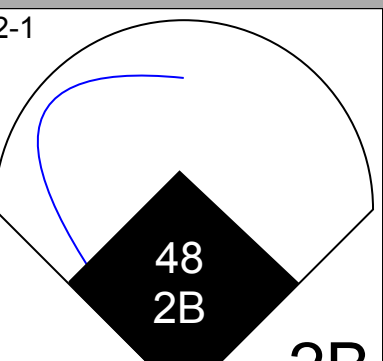
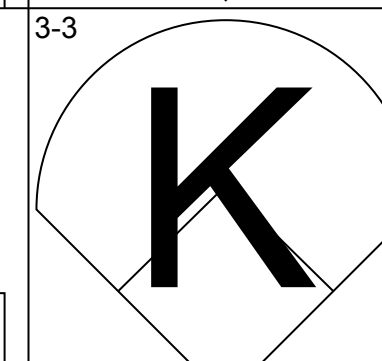
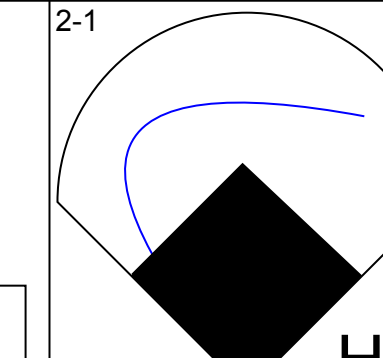

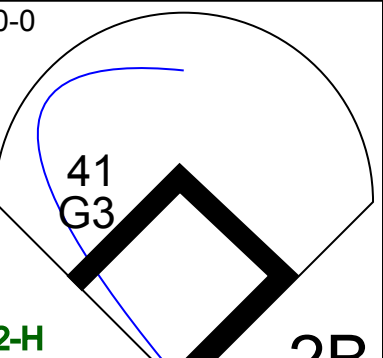
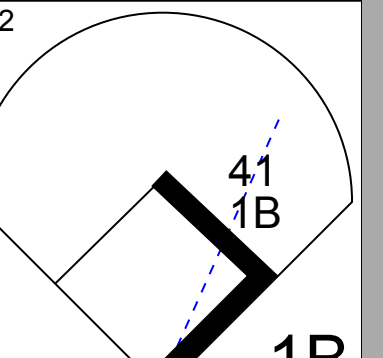
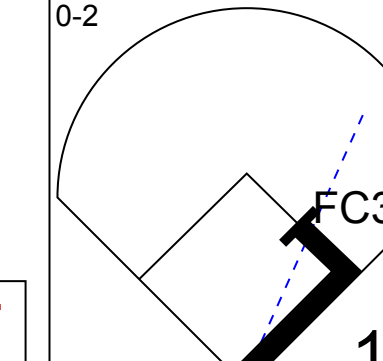
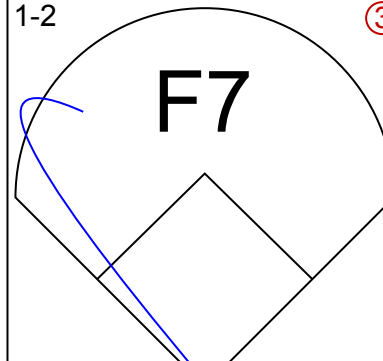
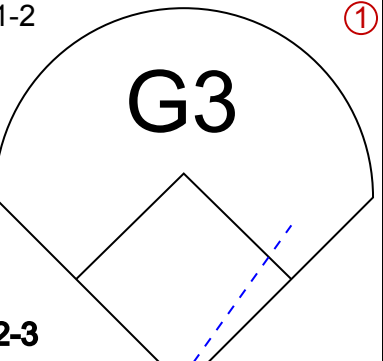
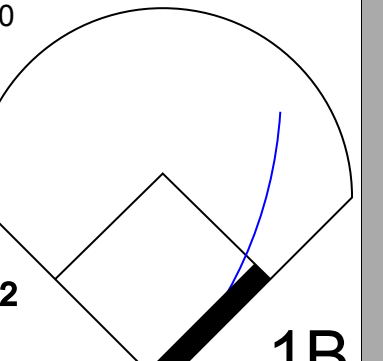
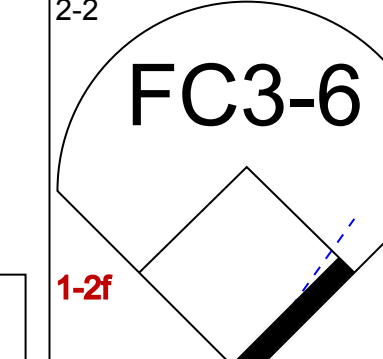
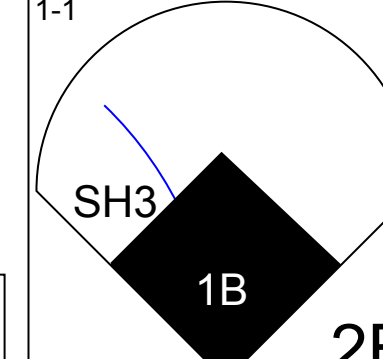
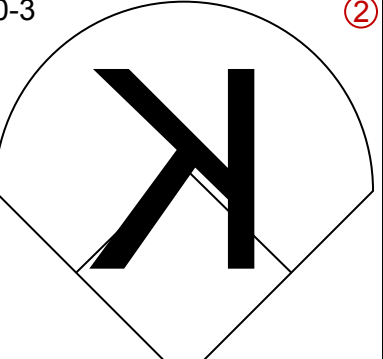
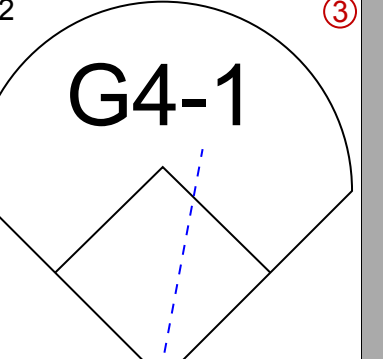
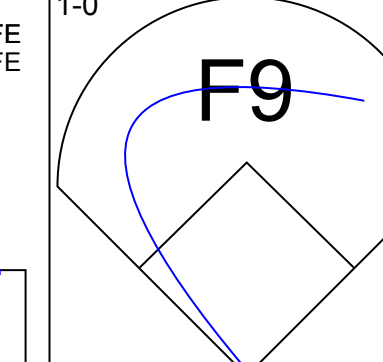
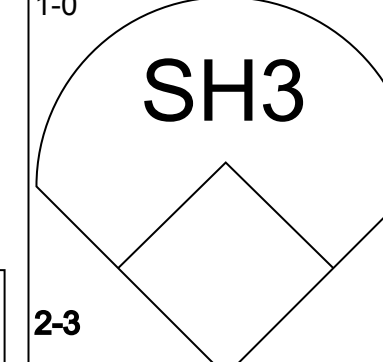
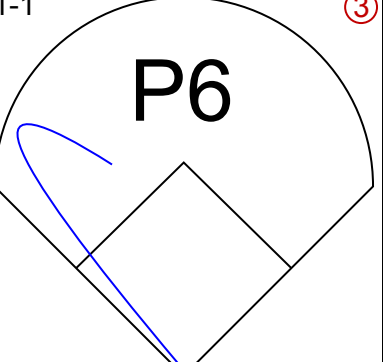
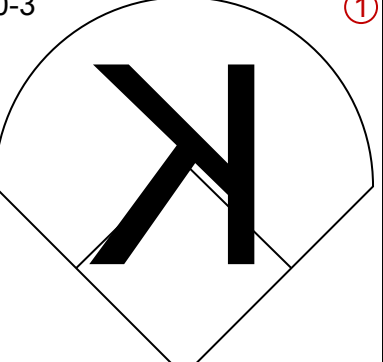

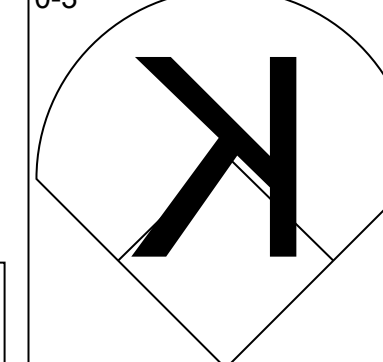
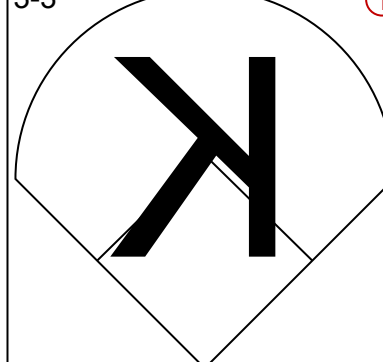
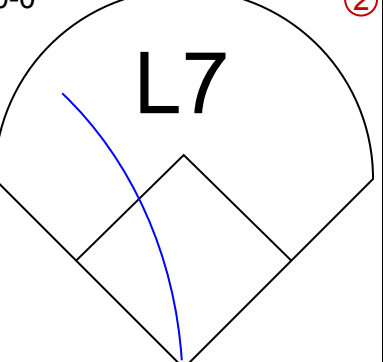
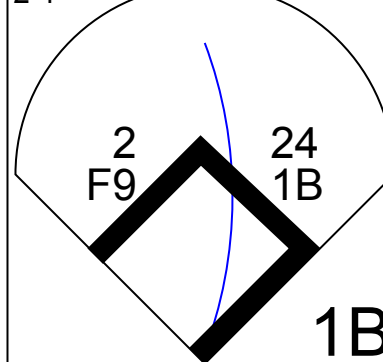
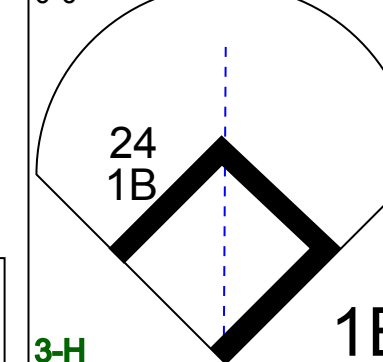
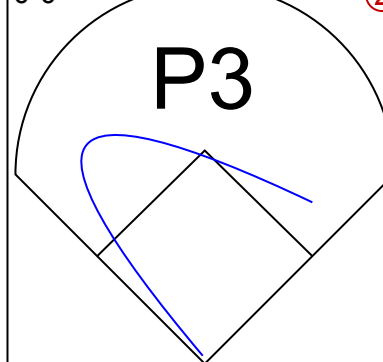
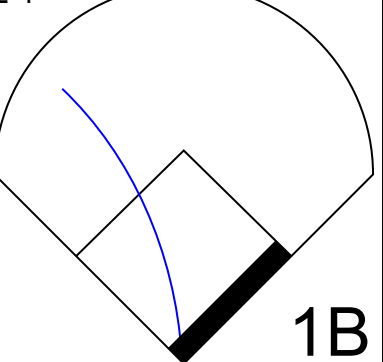


Batter	1	2	3	4	5	6	7	8	9	AB	R	H	RBI	BB	SO	LOB	TOP					
Shannon Stewart, R OBP: 0.409, SLG: 0.714										4	0	1	0	0	1	1						
8 Nick Punto, S OBP: 0.286, SLG: 0.167										4	0	0	0	0	1	4						
7 Joe Mauer, L OBP: 0.353, SLG: 0.375										4	0	1	0	0	1	3						
24 Rondell White, R OBP: 0.095, SLG: 0.158										4	0	1	0	0	0	1						
Tori Hunter, R OBP: 0.286, SLG: 0.450										4	0	1	0	0	0	1						
33 Justin Morneau, L OBP: 0.200, SLG: 0.500										4	0	0	0	0	2	2						
Tony Batista, R OBP: 0.286, SLG: 0.500										2	0	0	0	1	0	2						
16 Jason Kubel, L OBP: 0.100, SLG: 0.100										3	0	0	0	0	0	1						
Juan Castro, R OBP: 0.417, SLG: 0.364										2	0	1	0	0	0	0						
38 Luis Antonio Rodriguez, S OBP: 0.500, SLG: 1.167										1	0	1	0	0	0	0						
<b>Inning Stats</b>	R: 0 E: 0 K: 1 S: 5	H: 0 LOB: 0 BB: 0 P: 9	R: 0 E: 0 K: 1 S: 10	H: 1 LOB: 1 BB: 0 P: 15	R: 0 E: 1 K: 0 S: 12	H: 0 LOB: 1 BB: 0 P: 18	R: 0 E: 0 K: 0 S: 4	H: 1 LOB: 0 BB: 1 P: 7	R: 0 E: 0 K: 0 S: 6	H: 0 LOB: 0 BB: 1 P: 12	R: 0 E: 0 K: 0 S: 8	H: 1 LOB: 1 BB: 0 P: 12	R: 0 E: 0 K: 0 S: 9	H: 1 LOB: 1 BB: 0 P: 13	R: 0 E: 0 K: 2 S: 11	H: 2 LOB: 2 BB: 0 P: 14	R: 0 E: 0 K: 1 S: 6	H: 0 LOB: 0 BB: 0 P: 11	1B: 5 2B: 1 3B: 0 HR: 0	SF: 0 SAC: 0 DP: 2 HBP: 0	WP: 1 PB: 0 SB: 0 CS: 0	PA: 33
<b>PITCHER</b>	IP	WLS	BF	H	R	ER	SO	BB	IBB	HBP	BLK	WP	HR	S	P	ERA	WHIP					
Jason Johnson, R ERA: 0.00	(1, 1)	7.0	W	25	4	0	0	2	1	0	0	0	1	0	54	86	0.00	0.714				
Guillermo Mota, R ERA: 0.00	(8, 1)	1.0	H	5	2	0	0	2	0	0	0	0	0	0	11	14	0.00	2.000				
Bob Wickman, R ERA: 0.00	(9, 1)	1.0	S	3	0	0	0	1	0	0	0	0	0	6	11	0.00	0.000					

Minnesota Twins @ Cleveland Indians  
Jacobs Field, Cleveland, OH  
Sat Apr 08 2006, 5:05 PM EDT  
Att: 25,107 - Clear - 37 F

AB 32  
R 0  
H 6  
RBI 0  
BB 1  
SO 5  
LOB 15



Batter	1	2	3	4	5	6	7	8	9	AB	R	H	RBI	BB	SO	LOB	BOTTOM					
24 Grady Sizemore, L OBP: 0.360, SLG: 0.440										5	0	2	0	0	1	1						
Jason Michaels, R OBP: 0.417, SLG: 0.409										4	0	0	0	0	1	4						
2 Jhonny Peralla, R OBP: 0.250, SLG: 0.318										4	1	1	0	0	2	2						
48 Travis Hafner, L OBP: 0.542, SLG: 1.100										3	1	3	2	1	0	0						
41 Victor Martinez, S OBP: 0.391, SLG: 0.619										4	0	2	0	0	0	4						
Ben Broussard, L OBP: 0.350, SLG: 0.368										4	1	1	0	0	1	4						
Aaron Boone, R OBP: 0.381, SLG: 0.550										3	0	0	0	0	1	2						
Ramón Vázquez, L										4	0	0	0	0	3	2						
Casey Blake, R OBP: 0.571, SLG: 0.706										4	0	3	1	0	0	0						
<b>Inning Stats</b>	R: 0 E: 0 K: 2 S: 12	H: 2 LOB: 1 BB: 0 P: 18	R: 1 E: 0 K: 1 S: 16	H: 2 LOB: 1 BB: 0 P: 23	R: 0 E: 0 K: 0 S: 13	H: 2 LOB: 3 BB: 1 P: 23	R: 1 E: 0 K: 1 S: 11	H: 3 LOB: 2 BB: 0 P: 15	R: 1 E: 0 K: 1 S: 11	H: 2 LOB: 1 BB: 0 P: 15	R: 0 E: 0 K: 2 S: 7	H: 0 LOB: 0 BB: 0 P: 10	R: 0 E: 0 K: 1 S: 15	H: 2 LOB: 2 BB: 0 P: 22	R: 0 E: 0 K: 1 S: 7	H: 1 LOB: 1 BB: 0 P: 9	R: 0 E: 0 K: 1 S: 6	H: 0 LOB: 0 BB: 0 P: 11	1B: 8 2B: 3 3B: 0 HR: 1	SF: 0 SAC: 1 DP: 0 HBP: 0	WP: 0 PB: 0 SB: 0 CS: 0	PA: 37
<b>PITCHER</b>	IP	WLS	BF	H	R	ER	SO	BB	IBB	HBP	BLK	WP	HR	S	P	ERA	WHIP					
30 Scott Baker, R ERA: 6.23	(1, 1)	4.1	L	23	9	3	3	4	1	0	0	0	0	0	58	88	6.23	2.308				
47 Francisco Lirio, L ERA: 0.00	(5, 1)	2.2		10	2	0	0	4	0	0	0	0	0	27	38	0.00	0.750					
28 Jesse Crain, R ERA: 9.0	(8, 1)	1.0		4	1	0	0	1	0	0	0	0	0	7	9	0.00	1.000					

Minnesota Twins @ Cleveland Indians  
Jacobs Field, Cleveland, OH  
Sat Apr 08 2006, 5:05 PM EDT  
Att: 25,107 - Clear - 37 F

AB 35  
R 3  
H 12  
RBI 3  
BB 1  
SO 9  
LOB 19





Batter	1	2	3	4	5	6	7	8	9	AB	R	H	RBI	BB	SO	LOB	TOP				
Shannon Stewart, R (1, 7) OBP: 0.385, SLG: 0.640	G5-3		G6-3			K				4	0	1	1	0	1	1	<b>Minnesota Twins @ Cleveland Indians</b> Jacobs Field, Cleveland, OH Sun Apr 09 2006, 1:05 PM EDT Att: 23,212 - Sunny - 41 F				
Luis Castillo, S (1, 4) OBP: 0.368, SLG: 0.250	G3		G3			G3		F9		3	0	0	0	1	0	1					
7 Joe Mauer, L (1, 2) OBP: 0.333, SLG: 0.350	FC5-4		G6-3			G6-3				4	0	1	0	0	0	2					
24 Rondell White, R (1, 10) OBP: 0.120, SLG: 0.136	FC5-4					K				3	1	0	0	0	2	1					
Tori Hunter, R (1, 8) OBP: 0.240, SLG: 0.375		F9				G5-3		F8		4	0	0	0	0	0	1					
33 Justin Morneau, L (1, 3) OBP: 0.208, SLG: 0.458 8 Nick Punto, S (9, PR) OBP: 0.286, SLG: 0.167		F7				F9		F9		4	0	1	1	0	0	0					
Tony Batista, R (1, 5) OBP: 0.222, SLG: 0.375						G5-3		F9		4	0	0	0	0	1	1					
16 Jason Kubel, L (1, 9) OBP: 0.154, SLG: 0.083			G4-1			G4-3		G4-3		2	1	0	0	1	0	0					
Juan Castro, R (1, 6) OBP: 0.400, SLG: 0.357			G6-3			G1-3		G4-3		3	0	1	0	0	0	1					
<b>Inning Stats</b>	R: 0 E: 0 K: 0 S: 7	H: 1 LOB: 1 BB: 0 P: 12	R: 0 E: 0 K: 1 S: 6	H: 0 LOB: 0 BB: 0 P: 9	R: 0 E: 0 K: 1 S: 10	H: 1 LOB: 2 BB: 1 P: 20	R: 0 E: 0 K: 0 S: 8	H: 0 LOB: 0 BB: 0 P: 16	R: 0 E: 0 K: 1 S: 9	H: 0 LOB: 0 BB: 0 P: 11	R: 0 E: 0 K: 1 S: 8	H: 0 LOB: 0 BB: 0 P: 11	R: 0 E: 0 K: 1 S: 12	H: 1 LOB: 1 BB: 1 P: 22	R: 1 E: 0 K: 0 S: 12	H: 1 LOB: 1 BB: 0 P: 22		1B: 4 2B: 0 3B: 0 HR: 0	SF: 0 SAC: 0 DP: 0 HBP: 1	WP: 0 PB: 0 SB: 1 CS: 0	PA: 34
<b>PITCHER</b>	IP	WLS	BF	H	R	ER	SO	BB	IBB	HBP	BLK	WP	HR	S	P	ERA	WHIP				
37 Jake Westbrook, R (1, 1) ERA: 1.98	7.1	W	26	2	1	1	4	2	0	0	0	0	0	59	102	1.23	0.545				
Guillermo Mota, R (8, 1) ERA:	0.2	H	3	1	0	0	0	0	0	0	0	0	0	7	11	0.00	1.500				
Bob Wickman, R (9, 1) ERA: 3.0	1.0	S	5	1	1	1	0	0	0	1	0	0	0	9	16	9.00	1.000				

Batter	1	2	3	4	5	6	7	8	9	AB	R	H	RBI	BB	SO	LOB	BOTTOM					
24 Grady Sizemore, L (1, 8) OBP: 0.379, SLG: 0.483	41 BB		P6			P5		G5-4-3		4	0	2	0	0	0	0	<b>Minnesota Twins @ Cleveland Indians</b> Jacobs Field, Cleveland, OH Sun Apr 09 2006, 1:05 PM EDT Att: 23,212 - Sunny - 41 F					
Jason Michaels, R (1, 7) OBP: 0.393, SLG: 0.385	K		G6-3			L5		G5-4-3		4	0	1	0	0	1	1						
2 Jhonny Peralla, R (1, 6) OBP: 0.250, SLG: 0.308	K		K					G5-4-3		4	1	1	0	0	2	3						
48 Travis Hafner, L (1, 10) OBP: 0.500, SLG: 0.957	41 BB					L8		P4		3	0	0	0	1	0	2						
41 Victor Martinez, S (1, 2) OBP: 0.407, SLG: 0.625	FC6-4		G1-3			G1-3		K		3	1	1	0	1	1	0						
Eduardo Perez, R (1, 3) OBP: 0.333, SLG: 1.333 Ben Broussard, L (6, FH) OBP: 0.364, SLG: 0.350	FC6-4							K		2	1	1	1	0	0	3						
Aaron Boone, R (1, 5) OBP: 0.400, SLG: 0.565			P2					K		1	0	0	0	1	1	0						
Ramón Vázquez, L (1, 4)			K			G4-3		K		3	0	0	0	0	2	3						
Casey Blake, R (1, 9) OBP: 0.500, SLG: 0.600			K			G6-3		G4-3		3	0	0	0	0	1	2						
<b>Inning Stats</b>	R: 0 E: 0 K: 2 S: 22	H: 1 LOB: 3 BB: 2 P: 36	R: 0 E: 0 K: 2 S: 9	H: 0 LOB: 0 BB: 0 P: 10	R: 0 E: 0 K: 1 S: 8	H: 0 LOB: 0 BB: 0 P: 10	R: 1 E: 0 K: 0 S: 15	H: 1 LOB: 1 BB: 1 P: 22	R: 0 E: 0 K: 0 S: 6	H: 0 LOB: 0 BB: 0 P: 8	R: 2 E: 0 K: 1 S: 21	H: 3 LOB: 2 BB: 1 P: 32	R: 0 E: 0 K: 0 S: 7	H: 2 LOB: 1 BB: 0 P: 8	R: 0 E: 0 K: 3 S: 10	H: 0 LOB: 0 BB: 0 P: 13		1B: 3 2B: 3 3B: 0 HR: 1	SF: 0 SAC: 0 DP: 1 HBP: 0	WP: 0 PB: 0 SB: 0 CS: 0	PA: 34	
<b>PITCHER</b>	IP	WLS	BF	H	R	ER	SO	BB	IBB	HBP	BLK	WP	HR	S	P	ERA	WHIP					
Johan Santana, L (1, 1) ERA: 5.73	5.1	L	23	4	3	3	5	3	0	0	0	0	0	1	71	100	5.06	1.312				
Juan Rincon, R (6, 1) ERA:	1.2		8	3	0	0	1	0	1	0	0	0	0	17	26	0.00	1.800					
2B Jesse Crain, R (8, 1) ERA: 6.0	1.0		3	0	0	0	3	0	0	0	0	0	0	10	13	0.00	0.000					

AB	31
R	2
H	4
RBI	2
BB	2
SO	4
LOB	8



AB	30
R	3
H	7
RBI	3
BB	4
SO	9
LOB	14





Batter	1	2	3	4	5	6	7	8	9	AB	R	H	RBI	BB	SO	LOB	TOP								
51 Ichiro Suzuki, L (1, 9) OBP: 0.263, SLG: 0.266	4-2 BB		1-3 K			1-2 F7	0-2 F7		0-2 G6-3	4	0	0	1	1	1	3	<b>Seattle Mariners @ Cleveland Indians</b> Jacobs Field, Cleveland, OH Tue Apr 11 2006, 7:05 PM EDT Att: 17,559 - Cloudy - 73 F								
4 Jose Lopez, R (1, 4) OBP: 0.313, SLG: 0.433	0-2 F8			0-0 L7		0-0 HR	0-3 K		0-0 F8	5	1	1	2	0	1	3									
Raul Ibanez, L (1, 7) OBP: 0.353, SLG: 0.367	1-3 K			0-3 K		0-1 29 HR G4-3 1B		4-2 29 HBP BB G4-6-3 BB	4	1	1	0	1	2	2										
Richie Sexson, R (1, 3) OBP: 0.313, SLG: 0.448	3-2 F7			2-2 L9		1-2 G4-3		4-1 G4-6-3 29 HBP BB	3	0	0	0	1	0	2										
29 Adrián Beltré, R (1, 5) OBP: 0.258, SLG: 0.148	2-0 P3				1-3 K	0-0 E5		1-0 G4-6-3 HBP	3	0	0	0	0	1	1										
Carl Everett, S (1, 10) OBP: 0.258, SLG: 0.269	3-3 K			1-3 K		2-3 L4		0-0 G4-6-3	4	0	0	0	0	2	4										
2 Kenji Johjima, R (1, 2) OBP: 0.429, SLG: 0.640	1-3 K			1-1 2B		0-0 7 2B 1B		1-1 G5-3	4	1	2	0	0	1	1										
Joe Borchard, S (1, 8) OBP: 0.222, SLG: 0.222			1-3 K		2-2 F8		1-3 K		3-2 2B 51 G6-3 1B	4	1	1	0	0	2										
7 Yuniesky Betancourt, R (1, 6) OBP: 0.240, SLG: 0.320			1-0 L4			2-1 4 HR 2B	3-1 2B		0-2 2B	3	1	2	1	0	0										
Roberto Petagine, L (9, PH) OBP: 1.000, SLG: 3.000									1-3 2B	1	0	1	0	0	0										
<b>Inning Stats</b>	R: 0 E: 0 K: 1 S: 15	H: 0 LOB: 1 BB: 1 P: 23	R: 0 E: 0 K: 2 S: 9	H: 0 LOB: 0 BB: 0 P: 15	R: 0 E: 0 K: 1 S: 9	H: 0 LOB: 0 BB: 0 P: 12	R: 0 E: 0 K: 1 S: 8	H: 0 LOB: 0 BB: 0 P: 10	R: 0 E: 0 K: 2 S: 14	H: 1 LOB: 1 BB: 0 P: 19	R: 2 E: 1 K: 0 S: 13	H: 3 LOB: 2 BB: 0 P: 17	R: 1 E: 0 K: 2 S: 12	H: 2 LOB: 1 BB: 0 P: 16	R: 1 E: 0 K: 0 S: 7	H: 0 LOB: 1 BB: 2 P: 17	R: 1 E: 0 K: 0 S: 13	H: 2 LOB: 1 BB: 0 P: 17	1B: 3 2B: 4 3B: 0 HR: 1	SF: 0 SAC: 0 DP: 1 HBP: 1	WP: 0 PB: 0 SB: 0 CS: 0	PA: 39			
<b>PITCHER</b>	IP WLS BF H R ER SO BB IBB HBP BLK WP HR S P ERA WHIP	6.0 W 24 4 2 2 8 1 0 0 0 0 1 68 96 3.00 0.833	1.1 L 5 2 1 1 2 0 0 0 0 0 0 12 16 9.00 2.000	0.0 L 1 0 1 1 0 1 0 0 0 0 0 3 7 ∞ ∞	1.0 L 4 0 0 0 0 1 0 1 0 0 0 4 10 0.00 1.000	1.0 L 5 2 1 1 0 0 0 0 0 0 0 13 17 9.00 2.000																			

AB	35
R	5
H	8
RBI	4
BB	3
SO	10
LOB	18



Batter	1	2	3	4	5	6	7	8	9	AB	R	H	RBI	BB	SO	LOB	BOTTOM						
24 Grady Sizemore, L (1, 8) OBP: 0.353, SLG: 0.441	0-1 G1-4-3		0-1 2H 1B		1-0 G3		0-1 G4-3	0-2 F7		5	0	1	1	0	0	1	<b>Seattle Mariners @ Cleveland Indians</b> Jacobs Field, Cleveland, OH Tue Apr 11 2006, 7:05 PM EDT Att: 17,559 - Cloudy - 73 F						
Jason Michaels, R (1, 7) OBP: 0.375, SLG: 0.367	1-0 G6-3		1-0 F9		0-0 G6-3		1-0 2 2B 41 1B 1B		4	1	1	0	0	0	2								
2 Johnny Peralla, R (1, 6) OBP: 0.313, SLG: 0.500	1-0 F8			2-1 48 1B 41 2B 1B	2-1 2H HR		1-0 41 1B 2B		4	3	3	2	0	0	0								
48 Travis Hafner, L (1, 10) OBP: 0.531, SLG: 1.038		0-1 G4-3		0-0 41 2B G5-3 1B	0-2 HR		4-1 41 1B 1B IBB		3	3	2	1	1	0	0								
41 Victor Martinez, S (1, 2) OBP: 0.484, SLG: 0.704		0-0 G4-6-3 1B		0-0 PB 3H 2B	4-1 BB		1-0 1B 1B		3	0	3	2	1	0	0								
Eduardo Perez, R (1, 3) OBP: 0.222, SLG: 0.889		0-0 G4-6-3		1-3 3H 2B	2-2 L9		1-2 2-3 3H 1B		3	0	0	1	0	0	3								
Ben Broussard, L (7, PH) OBP: 0.348, SLG: 0.333		0-0 G4-6-3		2-2 G5-3	2-2 L9		1-3 K		1	0	0	0	0	1	3								
Ronnie Belliard, R (1, 4) OBP: 0.182, SLG: 0.190			1-0 L8		0-0 P4		1-0 G6-3	0-0 1-3 2H 3H 1B	4	0	1	2	0	0	1								
Aaron Boone, R (1, 5) OBP: 0.379, SLG: 0.556			2-1 24 1B 2B		3-2 P2		1-2 F8		0-1 L7	4	1	1	0	0	1								
Casey Blake, R (1, 9) OBP: 0.464, SLG: 0.583			0-1 F8		2-3 2 HR 2B		0-3 K		3-3 K	4	1	1	0	0	2								
<b>Inning Stats</b>	R: 0 E: 0 K: 0 S: 4	H: 0 LOB: 0 BB: 0 P: 6	R: 0 E: 0 K: 0 S: 4	H: 1 LOB: 0 BB: 0 P: 4	R: 1 E: 0 K: 0 S: 8	H: 2 LOB: 1 BB: 0 P: 12	R: 2 E: 1 K: 0 S: 11	H: 3 LOB: 1 BB: 0 P: 18	R: 3 E: 0 K: 1 S: 7	H: 3 LOB: 1 BB: 1 P: 27	R: 0 E: 0 K: 1 S: 10	H: 0 LOB: 0 BB: 2 P: 9	R: 3 E: 0 K: 1 S: 10	H: 4 LOB: 2 BB: 1 P: 18	R: 0 E: 0 K: 1 S: 9	H: 0 LOB: 0 BB: 0 P: 12	1B: 7 2B: 4 3B: 0 HR: 2	SF: 0 SAC: 0 DP: 1 HBP: 0	WP: 0 PB: 1 SB: 0 CS: 0	PA: 37			
<b>PITCHER</b>	IP WLS BF H R ER SO BB IBB HBP BLK WP HR S P ERA WHIP	5.0 L 24 9 6 6 0 1 0 0 0 0 0 2 43 67 10.80 2.000	1.1 L 6 2 2 2 1 0 0 0 0 0 0 11 15 13.50 1.500	0.0 L 2 1 0 0 0 0 1 0 0 0 0 0 2 7 ∞ ∞	0.2 L 2 1 1 1 1 0 0 0 0 0 0 4 5 13.50 1.500	1.0 L 3 0 0 0 1 0 0 0 0 0 0 9 12 0.00 0.000																	









Batter	1	2	3	4	5	6	7	8	9	AB	R	H	RBI	BB	SO	LOB	TOP					
51 Ichiro Suzuki, L OBP: 0.333, SLG: 0.333	G6-3		K2-3				G6-3	CS		4	1	1	2	1	1	2	Seattle Mariners @ Cleveland Indians Jacobs Field, Cleveland, OH Thu Apr 13 2006, 7:05 PM EDT Att: 24,638 - Cloudy - 68 F					
4 Jose Lopez, R OBP: 0.333, SLG: 0.513	K2-3			FC3-6	F8		HR	K2-3		5	1	2	2	0	2	1						
Raul Ibanez, L OBP: 0.409, SLG: 0.487	G4-3			FC3-6		G3-1	2B	L4		5	1	1	0	0	0	1						
Richie Sexson, R OBP: 0.310, SLG: 0.500		K		K		G6-3	BB	BB	BB	4	2	1	0	1	2	1						
29 Adrian Beltré, R OBP: 0.268, SLG: 0.143		G5-3		G5-3		BB	BB	K		3	0	0	0	2	1	2						
Carl Everett, S OBP: 0.317, SLG: 0.281 Joe Borchard, S OBP: 0.222, SLG: 0.222		G3				BB	BB	BB	BB	2	1	1	1	3	0	0						
2 Kenji Johjima, R OBP: 0.421, SLG: 0.606			G6-3		G6-3		BB	E5		4	0	1	2	1	0	3						
7 Jeremy Reed, L OBP: 0.323, SLG: 0.464			FC4-6		SF9		K	F6		4	0	1	1	0	1	8						
7 Yuniesky Betancourt, R OBP: 0.265, SLG: 0.333			FC4-6		HR			G4-3		4	2	1	0	1	0	6						
<b>Inning Stats</b>	R: 0 E: 0 K: 1 S: 9	H: 0 LOB: 0 BB: 0 P: 15	R: 0 E: 0 K: 1 S: 5	H: 0 LOB: 0 BB: 0 P: 9	R: 0 E: 0 K: 1 S: 10	H: 1 LOB: 1 BB: 0 P: 13	R: 0 E: 0 K: 1 S: 12	H: 1 LOB: 1 BB: 0 P: 18	R: 3 E: 0 K: 0 S: 8	H: 3 LOB: 0 BB: 0 P: 15	R: 0 E: 0 K: 1 S: 10	H: 0 LOB: 3 BB: 3 P: 26	R: 4 E: 1 K: 0 S: 21	H: 3 LOB: 3 BB: 3 P: 39	R: 0 E: 0 K: 1 S: 5	H: 0 LOB: 0 BB: 2 P: 12	R: 2 E: 0 K: 1 S: 12	H: 1 LOB: 2 BB: 2 P: 24	1B: 3 2B: 4 3B: 0 HR: 2	SF: 1 SAC: 0 DP: 0 HBP: 0	WP: 1 PB: 0 SB: 3 CS: 1	PA: 45
<b>PITCHER</b>	IP	WLS	BF	H	R	ER	SO	BB	IBB	HBP	BLK	WP	HR	S	P	ERA	WHIP					
Jason Johnson, R ERA: 2.13	5.2		25	5	3	3	4	3	0	0	0	1	1	51	90	4.76	1.412					
63 Rafael Betancourt, R ERA: 5.06	0.2	B	4	1	2	2	1	1	0	0	0	0	1	11	21	27.00	3.000					
Scott Sauerbeck, L ERA: 7.71	0.0	L	1	1	0	0	0	0	0	0	0	0	0	1	2	∞	∞					
Guillermo Mota, R ERA:	0.2		6	1	2	1	0	1	1	0	0	0	0	12	22	13.50	3.000					
Fernando Cabrera, R ERA: 17.36	1.2		8	1	2	2	2	3	0	0	0	0	0	15	33	10.80	2.400					

AB	35
R	9
H	9
RBI	8
BB	9
SO	7
LOB	24



Batter	1	2	3	4	5	6	7	8	9	AB	R	H	RBI	BB	SO	LOB	BOTTOM					
24 Grady Sizemore, L OBP: 0.386, SLG: 0.442	1B			K		G3		1B		5	1	3	0	0	1	2	Seattle Mariners @ Cleveland Indians Jacobs Field, Cleveland, OH Thu Apr 13 2006, 7:05 PM EDT Att: 24,638 - Cloudy - 68 F					
Jason Michaels, R OBP: 0.357, SLG: 0.316	1B	G5-3		G5-3		L5		K		5	0	1	0	0	1	6						
2 Jhonny Peralla, R OBP: 0.310, SLG: 0.450	1B		G1-3		K		P3		K	5	0	1	1	0	2	0						
48 Travis Hafner, L OBP: 0.500, SLG: 0.941	K		G4-3		BB		K		G4-3	4	1	0	0	1	2	1						
41 Victor Martinez, S OBP: 0.439, SLG: 0.611	K		F7		F8		2B		F9	5	0	1	0	0	1	2						
Ben Broussard, L OBP: 0.419, SLG: 0.500		HR		HR	1B		K		K	3	2	2	1	1	1	1						
Ronnie Belliard, R OBP: 0.323, SLG: 0.414		G6-3		HR	1B			FC5-4		4	1	3	3	0	0	0						
Aaron Boone, R OBP: 0.289, SLG: 0.417		L5		G4-3		P6		FC5-4		4	0	0	0	0	0	3						
Casey Blake, R OBP: 0.528, SLG: 0.667		24				L5		K		2	0	1	0	2	1	1						
<b>Inning Stats</b>	R: 1 E: 0 K: 2 S: 10	H: 3 LOB: 1 BB: 0 P: 18	R: 1 E: 0 K: 0 S: 14	H: 2 LOB: 2 BB: 1 P: 23	R: 0 E: 0 K: 0 S: 10	H: 0 LOB: 0 BB: 0 P: 16	R: 2 E: 0 K: 1 S: 17	H: 2 LOB: 1 BB: 1 P: 27	R: 1 E: 0 K: 1 S: 14	H: 1 LOB: 2 BB: 2 P: 24	R: 0 E: 0 K: 0 S: 7	H: 1 LOB: 0 BB: 0 P: 15	R: 0 E: 0 K: 2 S: 10	H: 1 LOB: 1 BB: 0 P: 13	R: 0 E: 0 K: 2 S: 15	H: 2 LOB: 2 BB: 0 P: 20	R: 0 E: 0 K: 1 S: 6	H: 0 LOB: 0 BB: 0 P: 10	1B: 8 2B: 3 3B: 0 HR: 2	SF: 0 SAC: 0 DP: 1 HBP: 0	WP: 0 PB: 1 SB: 0 CS: 0	PA: 41
<b>PITCHER</b>	IP	WLS	BF	H	R	ER	SO	BB	IBB	HBP	BLK	WP	HR	S	P	ERA	WHIP					
34 Félix Hernández, R ERA: 5.59	4.2		24	7	5	5	4	4	0	0	0	0	0	14	23	0.00	1.200					
40 Julio Mateo, R ERA: 9.0	1.2	W	6	2	0	0	0	0	0	0	0	0	0	9	11	0.00	1.500					
George Sherrill, L ERA: 6.0	0.2	H	3	1	0	0	2	0	0	0	0	0	0	9	11	0.00	1.500					
20 J.J. Putz, R ERA: 4.76	2.0	S	8	2	0	0	3	0	0	0	0	0	0	21	30	0.00	1.000					

AB	37
R	5
H	12
RBI	5
BB	4
SO	9
LOB	16









Batter	1	2	3	4	5	6	7	8	9	AB R H RBI BB SO LOB	TOP									
24 Grady Sizemore, L OBP: 0.333, SLG: 0.377	F8		K2-5-3	FC1-6 2B			F8	G4-3		5 1 0 0 0 1 4	<b>Cleveland Indians @ Detroit Tigers</b> Comerica Park, Detroit, MI Sat Apr 15 2006, 1:05 PM EDT Att: 30,107 - Sunny - 75 F									
Todd Hollandsworth, L OBP: 0.400, SLG: 0.900	48 HR 2B		F8	1-2 2-3 1-H 3-H			K		5 1 2 2 0 2 0											
2 Johnny Perella, R OBP: 0.275, SLG: 0.375	F8		G5-3	L7			48 BB BB		4 0 0 0 1 0 2											
48 Travis Hafner, L OBP: 0.510, SLG: 0.976	2H HR			1B 2B	P5		1-2 BB		4 2 2 2 1 1 0											
41 Victor Martinez, S OBP: 0.429, SLG: 0.568	1B		G1-3	G3	G3		G4-3		4 0 1 0 0 0 3											
Ben Brrouard, L OBP: 0.400, SLG: 0.469	K2-3		1B 2H	1B	G3				4 1 1 1 0 2 1											
Ronnie Belliard, R OBP: 0.308, SLG: 0.361			K	1B BB			G5-3		3 1 1 0 1 1 0											
Ramón Vázquez, L OBP: 0.182, SLG: 0.182			K	24 FC1-6 2B 1B	F7		BB 1B		4 1 2 1 0 1 1											
Casey Blake, R OBP: 0.545, SLG: 0.639	G5-3			1-2 24 FC1-6 1B	G6-4-3		BB		3 0 1 1 1 0 1											
<b>Inning Stats</b>	R: 2 E: 0 K: 1 S: 11	H: 3 LOB: 1 BB: 0 P: 16	R: 0 E: 0 K: 2 S: 10	H: 0 LOB: 0 BB: 0 P: 14	R: 0 E: 0 K: 1 S: 6	H: 0 LOB: 0 BB: 0 P: 8	R: 5 E: 0 K: 0 S: 23	H: 5 LOB: 1 BB: 1 P: 37	R: 0 E: 0 K: 0 S: 5	H: 1 LOB: 0 BB: 0 P: 9	R: 0 E: 0 K: 1 S: 17	H: 0 LOB: 2 BB: 2 P: 31	R: 0 E: 0 K: 1 S: 13	H: 1 LOB: 2 BB: 1 P: 22	R: 0 E: 0 K: 2 S: 8	H: 0 LOB: 0 BB: 0 P: 11	1B: 6 2B: 3 3B: 0 HR: 1	SF: 0 SAC: 0 DP: 1 HBP: 0	WP: 0 PB: 0 SB: 1 CS: 0	PA: 40
<b>PITCHER</b>	IP WLS BF H R ER SO BB IBB HBP BLK WP HR S P ERA WHIP											IP WLS BF H R ER SO BB IBB HBP BLK WP HR S P ERA WHIP								
38 Jeremy Bonderman, R ERA: 6.23	(1, 1) 3.2 L 20 8 7 7 4 1 0 0 0 0 0 1 48 72 17.18 2.455																			
53 Jordan Tata, R ERA: 3.12	(4, 1) 4.0 16 2 0 0 2 3 0 0 0 0 0 0 40 71 0.00 1.250																			
Bobby Seay, L ERA: 4.5	(8, 1) 1.1 4 0 0 0 2 0 0 0 0 0 0 0 10 13 0.00 0.000																			

Batter	1	2	3	4	5	6	7	8	9	AB R H RBI BB SO LOB	BOTTOM											
28 Curtis Granderson, L OBP: 0.340, SLG: 0.524	G4-6-3 1B			F8	F8			20 2B BB		3 1 1 0 1 0 3	<b>Cleveland Indians @ Detroit Tigers</b> Comerica Park, Detroit, MI Sat Apr 15 2006, 1:05 PM EDT Att: 30,107 - Sunny - 75 F											
20 Omar Infante, R OBP: 0.429, SLG: 0.643	K			F8		33 BB 15 SF7 9 1B		1-H 2B	4 1 2 1 0 1 1													
9 Carlos Guillen, S OBP: 0.383, SLG: 0.571	G4-6-3			1B		33 BB 1B		K	4 0 2 0 0 1 2													
33 Marcus Thames, R OBP: 0.412, SLG: 0.750			P3	F7		31 G5-4-3 BB		K	3 0 0 0 1 1 2													
15 Brandon Inge, R OBP: 0.308, SLG: 0.667	F7			13 HBP BB		SF7		K	2 0 0 1 1 1 1													
31 Chris Shelton, R OBP: 0.489, SLG: 1.178	P4			K		G5-4-3		K	4 0 0 0 0 2 3													
Alexis Gomez, L OBP: 0.250, SLG: 0.250			L6		13 HBP 1B		F8		4 0 1 0 0 0 0													
Craig Monroe, R OBP: 0.239, SLG: 0.467			K		K		K	13 DI 1B	4 0 1 0 0 3 2													
13 Vance Wilson, R OBP: 0.250, SLG: 0.143			P3				P6		3 0 0 0 0 1 1													
<b>Inning Stats</b>	R: 0 E: 0 K: 1 S: 9	H: 1 LOB: 0 BB: 0 P: 12	R: 0 E: 0 K: 0 S: 8	H: 0 LOB: 0 BB: 0 P: 15	R: 0 E: 0 K: 1 S: 7	H: 0 LOB: 0 BB: 0 P: 12	R: 0 E: 0 K: 0 S: 6	H: 1 LOB: 1 BB: 0 P: 11	R: 0 E: 0 K: 2 S: 12	H: 1 LOB: 3 BB: 1 P: 20	R: 1 E: 0 K: 0 S: 10	H: 2 LOB: 1 BB: 1 P: 18	R: 0 E: 0 K: 1 S: 7	H: 0 LOB: 0 BB: 0 P: 10	R: 1 E: 0 K: 3 S: 12	H: 1 LOB: 1 BB: 1 P: 23	R: 0 E: 0 K: 2 S: 10	H: 1 LOB: 1 BB: 0 P: 12	1B: 6 2B: 1 3B: 0 HR: 0	SF: 1 SAC: 0 DP: 2 HBP: 1	WP: 0 PB: 0 SB: 0 CS: 0	PA: 36
<b>PITCHER</b>	IP WLS BF H R ER SO BB IBB HBP BLK WP HR S P ERA WHIP											IP WLS BF H R ER SO BB IBB HBP BLK WP HR S P ERA WHIP										
55 Roberto Hernandez, R ERA: 1.5	(1, 1) 6.0 W 24 5 1 1 4 2 0 1 0 0 0 0 0 19 33 4.50 1.000																					
59 Matt Miller, R ERA: 3.52	(7, 1) 2.0 8 1 1 1 4 1 0 0 0 0 0 0 19 33 4.50 1.000																					
63 Rafael Betancourt, R ERA: 4.26	(9, 1) 1.0 4 1 0 0 2 0 0 0 0 0 0 0 10 12 0.00 1.000																					



Batter	1	2	3	4	5	6	7	8	9	AB	R	H	RBI	BB	SO	LOB	TOP										
24 Grady Sizemore, L (1, 8) OBP: 0.328, SLG: 0.357	G1-3		K			G6-4-3 BB		K		3	0	0	0	1	2	3	<b>Cleveland Indians @ Detroit Tigers</b> Comerica Park, Detroit, MI Sun Apr 16 2006, 1:05 PM EDT Att: 14,303 - Overcast - 53 F										
Jason Michaels, R (1, 7) OBP: 0.353, SLG: 0.340	2B		FC6-4			G6-4-3		K		4	0	1	0	0	1	4											
2 Johnny Perella, R (1, 6) OBP: 0.273, SLG: 0.353	BB				G5-3			G5-3		3	0	0	0	1	1	0											
48 Travis Hafner, L (1, 10) OBP: 0.473, SLG: 0.889	G4-6-3				F8			F9		4	0	0	0	0	0	2											
Eduardo Perez, R (1, 3) OBP: 0.235, SLG: 0.563 Ben Broussard, L (9, PH) OBP: 0.389, SLG: 0.455		K			G6-3			G4-3		3	0	0	0	0	1	0											
Ronnie Belliard, R (1, 4) OBP: 0.286, SLG: 0.333	P6				G3-1			F8		3	0	0	0	0	0	0											
Aaron Boone, R (1, 5) OBP: 0.311, SLG: 0.429	K2-3							SH3 1B		3	0	2	0	0	1	0											
Casey Blake, R (1, 9) OBP: 0.543, SLG: 0.632					G6-3			SH3		2	0	1	0	0	0	1											
10 Kelly Shoppach, R (1, 2) 41 Victor Martinez, S (8, PH) OBP: 0.440, SLG: 0.568			K					BB		2	0	0	0	0	1	2											
										0	0	0	0	1	0	0											
<b>Inning Stats</b>	R: 0 E: 0 K: 0 S: 9	H: 1 LOB: 1 BB: 1 P: 17	R: 0 E: 0 K: 2 S: 11	H: 0 LOB: 0 BB: 0 P: 16	R: 0 E: 0 K: 2 S: 11	H: 1 LOB: 1 BB: 0 P: 17	R: 0 E: 0 K: 0 S: 8	H: 0 LOB: 0 BB: 0 P: 11	R: 0 E: 0 K: 1 S: 6	H: 0 LOB: 0 BB: 1 P: 12	R: 0 E: 0 K: 0 S: 6	H: 0 LOB: 0 BB: 0 P: 11	R: 0 E: 0 K: 2 S: 12	H: 1 LOB: 2 BB: 1 P: 19	R: 0 E: 0 K: 0 S: 11	H: 0 LOB: 0 BB: 0 P: 15	1B: 2 2B: 2 3B: 0 HR: 0	SF: 0 SAC: 1 DP: 2 HBP: 0	WP: 0 PB: 0 SB: 0 CS: 0	PA: 32							
<b>PITCHER</b>	IP	WLS	BF	H	R	ER	SO	BB	IBB	HBP	BLK	WP	HR	S	P	ERA	WHIP										
Mike Maroth, L (1, 1) ERA: 0.73	7.0	W	24	3	0	0	5	2	0	0	0	0	0	60	99	0.00	0.714										
54 Joel Zumaya, R (8, 1) ERA: 1.5	1.0	H	5	1	0	0	2	1	0	0	0	0	0	12	19	0.00	2.000										
56 Fernando Rodney, R (9, 1) ERA:	1.0	S	3	0	0	0	0	0	0	0	0	0	0	11	15	0.00	0.000										

Batter	1	2	3	4	5	6	7	8	9	AB	R	H	RBI	BB	SO	LOB	BOTTOM										
28 Curtis Granderson, L (1, 8) OBP: 0.353, SLG: 0.522	BB 1B	P6			F8			1B SH3-4 1B		4	0	2	0	0	0	2	<b>Cleveland Indians @ Detroit Tigers</b> Comerica Park, Detroit, MI Sun Apr 16 2006, 1:05 PM EDT Att: 14,303 - Overcast - 53 F										
14 Placido Polanco, R (1, 4) OBP: 0.326, SLG: 0.333	F9		L7		G1-3			SH3-4		3	0	0	0	0	1												
Ivan Rodriguez, R (1, 2) OBP: 0.372, SLG: 0.475	BB		K					1B		3	0	1	0	1	1	0											
30 Magglio Ordonez, R (1, 9) OBP: 0.326, SLG: 0.538	K		F9					K		3	0	0	0	1	2	4											
33 Marcus Thames, R (1, 7) OBP: 0.350, SLG: 0.632 Craig Monroe, R (8, 7) OBP: 0.234, SLG: 0.457	F9				F9			K		3	0	0	0	0	0	3											
								L4		1	0	0	0	0	1	2											
31 Chris Shelton, R (1, 3) OBP: 0.500, SLG: 1.208		WP 1B			HR			K		3	1	2	1	0	1	1											
9 Carlos Guillen, S (1, 6) OBP: 0.360, SLG: 0.533		F7			G5-3			L5		3	0	0	0	0	1												
20 Omar Infante, R (1, 10) OBP: 0.353, SLG: 0.529	P4				K			F9		3	0	0	0	0	1	1											
15 Brandon Inge, R (1, 5) OBP: 0.310, SLG: 0.632					K			K		2	0	0	0	1	2	0											
<b>Inning Stats</b>	R: 0 E: 0 K: 1 S: 9	H: 1 LOB: 2 BB: 1 P: 17	R: 0 E: 0 K: 0 S: 10	H: 1 LOB: 2 BB: 1 P: 19	R: 0 E: 0 K: 1 S: 8	H: 0 LOB: 0 BB: 0 P: 11	R: 1 E: 0 K: 1 S: 11	H: 1 LOB: 0 BB: 0 P: 16	R: 0 E: 0 K: 1 S: 6	H: 0 LOB: 0 BB: 0 P: 7	R: 0 E: 0 K: 1 S: 6	H: 0 LOB: 1 BB: 1 P: 13	R: 0 E: 0 K: 2 S: 11	H: 2 LOB: 2 BB: 0 P: 13	R: 0 E: 0 K: 0 S: 11	H: 0 LOB: 0 BB: 0 P: 15	1B: 4 2B: 0 3B: 0 HR: 1	SF: 0 SAC: 1 DP: 0 HBP: 0	WP: 1 PB: 0 SB: 1 CS: 0	PA: 32							
<b>PITCHER</b>	IP	WLS	BF	H	R	ER	SO	BB	IBB	HBP	BLK	WP	HR	S	P	ERA	WHIP										
31 Cliff Lee, L (1, 1) ERA: 2.89	7.1	L	30	5	1	1	6	3	0	0	0	0	0	62	100	1.23	1.091										
63 Rafael Betancourt, R (8, 1) ERA: 3.86	0.2		2	0	0	0	2	0	0	0	0	0	0	6	8	0.00	0.000										



Batter	1	2	3	4	5	6	7	8	9	AB	R	H	RBI	BB	SO	LOB	TOP				
24 Grady Sizemore, L (1.8) OBP: 0.317, SLG: 0.344	G4-3				G5-3			F7		5	1	1	0	0	0	2	<b>Cleveland Indians @ Detroit Tigers</b> Comerica Park, Detroit, MI Mon Apr 17 2006, 1:05 PM EDT Att: 19,126 - Partly Cloudy - 62 F				
Jason Michaels, R (1.7) OBP: 0.321, SLG: 0.308	G4-3		F8	P3		G6-3		F9		5	0	0	0	0	0	1					
2 Jhonny Peralta, R (1.6) OBP: 0.267, SLG: 0.339	G5-3		4B 1B 41 1B	P6		G4-3		G5-3		5	1	1	0	0	0	0					
48 Travis Hafner, L (1.10) OBP: 0.483, SLG: 0.854		F8	41 1B 1B	41 2B BB		F7		2B 1B BB		3	3	1	1	2	0	0					
41 Victor Martinez, S (1.2) OBP: 0.455, SLG: 0.592	E5		1B	1B			HBP 1B	F8		5	2	3	2	0	0	1					
Eduardo Perez, R (1.3) OBP: 0.409, SLG: 0.737	G6-3		1B	1B			1B	1B		3	2	3	2	1	0	0					
Ronnie Belliard, R (1.4) OBP: 0.319, SLG: 0.349	G6-3		G5-3	1B			1B	1B		4	0	2	1	1	0	3					
Aaron Boone, R (1.5) OBP: 0.320, SLG: 0.426	G6-3					F7		P2		5	0	2	3	0	0	3					
Casey Blake, R (1.9) OBP: 0.510, SLG: 0.651						F7		G6-3		5	1	1	1	0	0	6					
<b>Inning Stats</b>	R: 0 E: 0 K: 0 S: 6	H: 0 LOB: 0 BB: 0 P: 9	R: 1 E: 1 K: 0 S: 6	H: 1 LOB: 1 BB: 0 P: 8	R: 6 E: 0 K: 0 S: 25	H: 7 LOB: 2 BB: 1 P: 37	R: 1 E: 0 K: 0 S: 11	H: 1 LOB: 2 BB: 2 P: 23	R: 0 E: 0 K: 0 S: 9	H: 0 LOB: 0 BB: 0 P: 14	R: 1 E: 0 K: 0 S: 12	H: 3 LOB: 1 BB: 0 P: 14	R: 0 E: 0 K: 0 S: 5	H: 0 LOB: 0 BB: 0 P: 6	R: 1 E: 0 K: 0 S: 10	H: 2 LOB: 2 BB: 1 P: 17	1B: 10 2B: 3 3B: 0 HR: 1	SF: 0 SAC: 0 DP: 1 HBP: 1	WP: 0 PB: 0 SB: 0 CS: 0	PA: 45	
<b>PITCHER</b>	IP	WLS	BF	H	R	ER	SO	BB	IBB	HBP	BLK	WP	HR	S	P	ERA	WHIP				
29 Nate Robertson, L (1.1) ERA: 7.36	2.1	L	17	8	7	6	0	1	0	0	0	0	1	33	49	23.14	3.857				
Jason Grilli, R (3.1) ERA: 7.04	4.0		18	4	2	2	0	2	0	1	0	0	0	39	61	4.50	1.500				
Chris Spurling, R (7.1) ERA: 4.26	2.2		10	2	1	1	0	1	0	0	0	0	0	18	27	3.38	1.125				

AB 40  
R 10  
H 14  
RBI 10  
BB 4  
SO 0  
LOB 16



Batter	1	2	3	4	5	6	7	8	9	AB	R	H	RBI	BB	SO	LOB	BOTTOM					
28 Curtis Granderson, L (1.8) OBP: 0.345, SLG: 0.490	K		F8		K			BB		3	0	0	0	1	2	0	<b>Cleveland Indians @ Detroit Tigers</b> Comerica Park, Detroit, MI Mon Apr 17 2006, 1:05 PM EDT Att: 19,126 - Partly Cloudy - 62 F					
14 Placido Polanco, R (1.4) OBP: 0.319, SLG: 0.326	L4		1B		P4			P6		4	0	1	0	0	0	1						
Ivan Rodriguez, R (1.2) OBP: 0.362, SLG: 0.455	F8		1B					G4-3		4	0	1	0	0	0	1						
30 Magglio Ordonez, R (1.9) OBP: 0.298, SLG: 0.488		G5-3	P3					K		4	0	0	0	0	1	2						
Alexis Gomez, L (1.10) OBP: 0.125, SLG: 0.125		F9			P6			F9		4	0	0	0	0	0	0						
31 Chris Shelton, R (1.3) OBP: 0.500, SLG: 1.216		HR			K			BB		3	1	1	1	1	2	0						
9 Carlos Guillen, S (1.6) OBP: 0.377, SLG: 0.596								BB		2	1	1	1	1	0	0						
39 Ramon Santiago, S (8.6) OBP: 0.143, SLG: 0.143					HR			K		1	0	0	0	0	1	1						
Craig Monroe, R (1.7) OBP: 0.220, SLG: 0.429					P3			L5		3	0	0	0	0	1	1						
15 Brandon Inge, R (1.5) OBP: 0.289, SLG: 0.585					F8			P6		3	0	0	0	0	0	0						
<b>Inning Stats</b>	R: 0 E: 0 K: 1 S: 7	H: 0 LOB: 0 BB: 0 P: 10	R: 1 E: 0 K: 1 S: 15	H: 1 LOB: 1 BB: 1 P: 22	R: 0 E: 0 K: 0 S: 14	H: 2 LOB: 0 BB: 0 P: 18	R: 1 E: 0 K: 1 S: 8	H: 1 LOB: 0 BB: 0 P: 11	R: 0 E: 0 K: 0 S: 7	H: 0 LOB: 0 BB: 0 P: 12	R: 0 E: 0 K: 0 S: 6	H: 0 LOB: 0 BB: 0 P: 6	R: 0 E: 0 K: 1 S: 7	H: 0 LOB: 0 BB: 0 P: 9	R: 0 E: 0 K: 0 S: 5	H: 0 LOB: 1 BB: 1 P: 12	R: 0 E: 0 K: 2 S: 9	H: 0 LOB: 1 BB: 1 P: 17	1B: 2 2B: 0 3B: 0 HR: 2	SF: 0 SAC: 0 DP: 0 HBP: 0	WP: 0 PB: 0 SB: 0 CS: 0	PA: 34
<b>PITCHER</b>	IP	WLS	BF	H	R	ER	SO	BB	IBB	HBP	BLK	WP	HR	S	P	ERA	WHIP					
Paul Byrd, R (1.1) ERA: 7.02	7.0	W	26	4	2	2	5	1	0	0	0	0	2	64	88	2.57	0.714					
Guillermo Mota, R (8.1) ERA: 7.04	1.0		4	0	0	0	0	1	0	0	0	0	0	5	12	0.00	1.000					
Bob Wickman, R (9.1) ERA: 2.25	1.0		4	0	0	0	2	1	0	0	0	0	0	9	17	0.00	1.000					

AB 31  
R 2  
H 4  
RBI 2  
BB 3  
SO 7  
LOB 6









Batter	1	2	3	4	5	6	7	8	9	AB	R	H	RBI	BB	SO	LOB	TOP								
24 Grady Sizemore, L (1, 8) OBP: 0.338, SLG: 0.429	L4		2-1 WP 2B	CS	4-2 E 48 2B BB	F8		SF7		3	2	1	1	1	0	0									
Jason Michaels, R (1, 7) OBP: 0.313, SLG: 0.302	K		K		E3 48 2B			L6		5	1	2	0	0	2	1									
2 Johnny Peralta, R (1, 6) OBP: 0.286, SLG: 0.385 Ramón Vázquez, L (9, PH) OBP: 0.167, SLG: 0.167	HR		4-0 41 HR BB		1-3 K	L6			L3	3	2	1	1	1	1	3									
48 Travis Hafner, L (1, 10) OBP: 0.493, SLG: 0.821	1B		3-2 P6 BB		2-2 1B 2B	G4-3			K	5	1	2	2	0	1	2									
41 Victor Martínez, S (1, 2) OBP: 0.446, SLG: 0.661 10 Kelly Shoppach, R (9, PH) OBP: 0.500, SLG: 0.333	G3		2-1 HR		3-3 K				1B	4	1	1	2	0	1	2									
Ben Broussard, L (1, 3) OBP: 0.422, SLG: 0.463			1-0 L5-4 1B		4-2 1B BB				K	4	0	1	0	1	1	1									
Ronnie Belliard, R (1, 4) OBP: 0.339, SLG: 0.365	1B		1-1 1B		0-1 F7				G6-3	4	0	2	1	0	0	0									
Todd Hollandsworth, L (1, 9) OBP: 0.455, SLG: 0.727	K		2-3 K		0-1 K2-3					4	1	2	0	0	2	4									
Aaron Boone, R (1, 5) OBP: 0.322, SLG: 0.444	L5-4		2-2 L5-4		0-2 F8				F8	4	1	1	1	0	0	4									
<b>Inning Stats</b>	R: 1 E: 0 K: 1 S: 16	H: 2 LOB: 1 BB: 0 P: 22	R: 0 E: 0 K: 1 S: 14	H: 2 LOB: 1 BB: 0 P: 20	R: 3 E: 0 K: 1 S: 12	H: 2 LOB: 0 BB: 1 P: 25	R: 0 E: 0 K: 0 S: 9	H: 1 LOB: 0 BB: 0 P: 11	R: 3 E: 1 K: 3 S: 18	H: 3 LOB: 2 BB: 2 P: 35	R: 1 E: 0 K: 0 S: 16	H: 2 LOB: 1 BB: 0 P: 25	R: 0 E: 0 K: 0 S: 9	H: 0 LOB: 0 BB: 0 P: 14	R: 1 E: 0 K: 0 S: 8	H: 1 LOB: 0 BB: 0 P: 15	R: 0 E: 0 K: 2 S: 10	H: 1 LOB: 1 BB: 0 P: 15	1B: 8 2B: 4 3B: 0 HR: 3	SF: 1 SAC: 0 DP: 1 HBP: 0	WP: 1 PB: 0 SB: 0 CS: 1	PA: 43			
<b>PITCHER</b>	IP	WLS	BF	H	R	ER	SO	BB	IBB	HBP	BLK	WP	HR	S	P	ERA	WHIP								
Rodrigo Lopez, R (1, 1) ERA: 7.2	4.1		22	9	7	7	4	2	0	0	0	1	2	60	94	14.54	2.538								
John Halama, L (5, 1) ERA: 4.75	1.0	W	7	3	1	1	2	1	0	0	0	0	1	18	34	9.00	4.000								
43 Senny Rleal, R (6, 1) ERA: 4.32	1.2	H	5	0	0	0	2	0	0	0	0	0	0	16	24	0.00	0.000								
Eddy Rodriguez, R (8, 1) ERA: 4.5	2.0		8	2	1	1	2	0	0	0	0	0	0	18	30	4.50	1.000								

Cleveland Indians @ Baltimore Orioles  
Oriole Park at Camden Yards, Baltimore, MD

AB 38  
R 9  
H 14  
RBI 8  
BB 3  
SO 8  
LOB 17



Wed Apr 19 2006, 7:05 PM EDT  
Att: 19,510 - Clear - 79 F

Batter	1	2	3	4	5	6	7	8	9	AB	R	H	RBI	BB	SO	LOB	BOTTOM								
1 Brian Roberts, S (1, 4) OBP: 0.348, SLG: 0.406	6 S 10 1B		CI 6 1B		P6		G6-3	1B		4	2	2	0	1	0	0									
Jeff Conine, R (1, 7) OBP: 0.244, SLG: 0.351	F8		10 6 1B		FC6-4		P4	1B		6	1	3	2	0	0	2									
6 Melvin Mora, R (1, 5) OBP: 0.351, SLG: 0.552	G5-3		10 6 1B		FC6-4			E6		6	3	3	1	0	0	3									
10 Miguel Tejada, R (1, 6) OBP: 0.420, SLG: 0.500	2H 1B		G5-4-3		10 55 1B	10 31 HR 2B		F9		5	3	3	2	0	0	2									
31 Jay Gibbons, L (1, 9) OBP: 0.349, SLG: 0.639 21 Nick Markakis, L (8, PR) OBP: 0.311, SLG: 0.390	G3		G4-3		10 55 1B 2B	31 HR 1B		E9 31 1B 55 HR		5	1	2	3	0	0	4									
55 Ramon Hernandez, R (1, 2) OBP: 0.482, SLG: 0.660	G4-3		G4-3		F7	HR		55 HR 1B		0	1	0	0	0	0	0									
Javy Lopez, R (1, 10) OBP: 0.298, SLG: 0.357	F8		G1-3		2B 1B	K		HR		5	2	2	4	0	1	0									
Kevin Millar, R (1, 3) OBP: 0.280, SLG: 0.447 Chris Gomez, R (9, 3) OBP: 0.444, SLG: 0.375	G4-3		G1-3		2B 1B	K		K		5	1	2	1	0	2	1									
17 Corey Patterson, L (1, 8) OBP: 0.150, SLG: 0.300			G3-1		17 HR 2B	F7		FC4-6 17 1B		5	1	2	2	0	0	2									
<b>Inning Stats</b>	R: 1 E: 0 K: 0 S: 11	H: 2 LOB: 1 BB: 0 P: 20	R: 0 E: 0 K: 0 S: 5	H: 0 LOB: 0 BB: 0 P: 6	R: 2 E: 1 K: 0 S: 17	H: 3 LOB: 1 BB: 0 P: 25	R: 0 E: 0 K: 0 S: 7	H: 1 LOB: 1 BB: 0 P: 8	R: 7 E: 0 K: 0 S: 16	H: 7 LOB: 1 BB: 1 P: 25	R: 3 E: 0 K: 2 S: 13	H: 3 LOB: 0 BB: 0 P: 19	R: 0 E: 0 K: 0 S: 12	H: 0 LOB: 0 BB: 0 P: 15	R: 5 E: 2 K: 1 S: 18	H: 5 LOB: 2 BB: 0 P: 27	R: 0 E: 0 K: 1 S: 10	H: 0 LOB: 0 BB: 0 P: 3	1B: 14 2B: 4 3B: 0 HR: 3	SF: 0 SAC: 0 DP: 1 HBP: 0	WP: 0 PB: 0 SB: 2 CS: 0	PA: 48			
<b>PITCHER</b>	IP	WLS	BF	H	R	ER	SO	BB	IBB	HBP	BLK	WP	HR	S	P	ERA	WHIP								
37 Jake Westbrook, R (1, 1) ERA: 5.63	4.2	L	26	12	9	8	0	0	0	0	0	0	0	50	73	15.43	2.571								
59 Matt Miller, R (5, 1) ERA: 5.63	0.1		4	2	2	2	0	1	0	0	0	0	1	8	14	54.00	9.000								
63 Rafael Betancourt, R (6, 1) ERA: 0.43	0.0		2	2	2	2	0	0	0	0	0	0	1	4	6	∞	∞								
Jason Davis, R (6, 1) ERA: 1.8	1.0		3	0	0	0	2	0	0	0	0	0	0	7	10	0.00	0.000								
Danny Graves, R (7, 1) ERA: 7.71	1.2		12	5	5	2	1	0	0	0	0	0	1	29	39	10.80	3.000								

Cleveland Indians @ Baltimore Orioles  
Oriole Park at Camden Yards, Baltimore, MD

AB 46  
R 18  
H 21  
RBI 17  
BB 1  
SO 3  
LOB 15



Wed Apr 19 2006, 7:05 PM EDT  
Att: 19,510 - Clear - 79 F











Batter	1	2	3	4	5	6	7	8	9	AB	R	H	RBI	BB	SO	LOB	TOP										
24 Grady Sizemore, L OBP: 0.356, SLG: 0.420										3	0	2	1	1	1	0	<b>Cleveland Indians @ Kansas City Royals</b> Kauffman Stadium, Kansas City, MO Sat Apr 22 2006, 6:10 PM CDT Att: 19,730 - Partly Cloudy - 77 F										
Todd Hollandsworth, L OBP: 0.400, SLG: 0.600									4	0	1	1	0	0	2												
2 Jhonny Peralta, R OBP: 0.301, SLG: 0.382									4	0	0	0	0	2	3												
48 Travis Hafner, L OBP: 0.463, SLG: 0.731										3	1	0	0	1	1	0											
41 Victor Martinez, S OBP: 0.423, SLG: 0.648										4	1	1	0	0	0	0											
Ben Broussard, L OBP: 0.412, SLG: 0.468										4	1	2	2	0	0	0											
Ronnie Belliard, R OBP: 0.324, SLG: 0.359										4	0	0	0	0	2												
Ramón Vázquez, L OBP: 0.125, SLG: 0.125									4	0	0	1	0	0	1												
Casey Blake, R OBP: 0.478, SLG: 0.603										3	2	1	0	0	0												
<b>Inning Stats</b>	R: 0 E: 0 K: 1 S: 6	H: 0 LOB: 0 BB: 0 P: 10	R: 0 E: 0 K: 0 S: 7	H: 0 LOB: 0 BB: 0 P: 12	R: 0 E: 0 K: 0 S: 7	H: 0 LOB: 0 BB: 0 P: 9	R: 0 E: 0 K: 0 S: 6	H: 1 LOB: 0 BB: 0 P: 10	R: 4 E: 0 K: 1 S: 18	H: 4 LOB: 2 BB: 0 P: 36	R: 0 E: 0 K: 0 S: 6	H: 0 LOB: 0 BB: 0 P: 8	R: 1 E: 1 K: 0 S: 10	H: 1 LOB: 1 BB: 0 P: 15	R: 0 E: 0 K: 2 S: 7	H: 0 LOB: 0 BB: 0 P: 13	R: 0 E: 0 K: 0 S: 8	H: 1 LOB: 0 BB: 0 P: 10	1B: 4 2B: 3 3B: 0 HR: 0	SF: 0 SAC: 0 DP: 2 HBP: 0	WP: 1 PB: 0 CS: 0	PA: 35					
<b>PITCHER</b>	IP	WLS	BF	H	R	ER	SO	BB	IBB	HBP	BLK	WP	HR	S	P	ERA	WHIP										
Joe Mays, R ERA: 10.59	(1, 1)	4.2	19	4	4	4	1	2	0	0	0	0	0	39	68	7.71	1.286										
Mike Wood, R ERA: 4.26	(5, 1)	4.1	W 16	3	1	0	3	0	0	0	0	1	0	36	55	0.00	0.692										

Batter	1	2	3	4	5	6	7	8	9	AB	R	H	RBI	BB	SO	LOB	BOTTOM										
32 Shane Costa, L OBP: 0.298, SLG: 0.511										4	2	2	1	1	1	1	<b>Cleveland Indians @ Kansas City Royals</b> Kauffman Stadium, Kansas City, MO Sat Apr 22 2006, 6:10 PM CDT Att: 19,730 - Partly Cloudy - 77 F										
15 Mark Grudzielanek, R OBP: 0.344, SLG: 0.433										5	2	2	1	0	0	3											
29 Mike Sweeney, R OBP: 0.298, SLG: 0.313										3	1	0	1	1	1	3											
16 Reggie Sanders, R OBP: 0.298, SLG: 0.500										4	2	2	1	1	0	0											
Doug Mientkiewicz, L OBP: 0.296, SLG: 0.367										4	2	2	2	0	1	1											
Emil Brown, R OBP: 0.281, SLG: 0.321										2	0	1	3	1	0	1											
4 Angel Berroa, R OBP: 0.281, SLG: 0.321										4	0	1	1	0	0	4											
Paul Bako, L OBP: 0.200, SLG: 0.143										4	0	0	0	0	2	2											
Esteban German, R OBP: 0.538, SLG: 0.545										2	2	1	0	1	0	0											
<b>Inning Stats</b>	R: 4 E: 0 K: 0 S: 19	H: 3 LOB: 1 BB: 2 P: 37	R: 2 E: 0 K: 0 S: 15	H: 2 LOB: 0 BB: 0 P: 23	R: 1 E: 0 K: 0 S: 9	H: 1 LOB: 0 BB: 0 P: 11	R: 0 E: 0 K: 1 S: 8	H: 0 LOB: 1 BB: 1 P: 14	R: 1 E: 1 K: 1 S: 17	H: 2 LOB: 1 BB: 0 P: 24	R: 3 E: 1 K: 1 S: 19	H: 3 LOB: 2 BB: 1 P: 34	R: 0 E: 0 K: 1 S: 9	H: 0 LOB: 1 BB: 1 P: 18	R: 0 E: 0 K: 1 S: 6	H: 0 LOB: 0 BB: 0 P: 9	1B: 7 2B: 3 3B: 1 HR: 0	SF: 2 SAC: 0 DP: 1 HBP: 2	WP: 0 PB: 1 SB: 1 CS: 0	PA: 41							
<b>PITCHER</b>	IP	WLS	BF	H	R	ER	SO	BB	IBB	HBP	BLK	WP	HR	S	P	ERA	WHIP										
Paul Byrd, R ERA: 9.15	(1, 1)	3.0	L 17	6	7	7	0	2	0	0	0	0	0	43	71	21.00	2.667										
Jeremy Guthrie, R ERA: 9.0	(4, 1)	2.0	10	2	2	2	2	1	0	1	0	0	0	27	42	9.00	1.500										
54 Brian Slocum, R ERA: 9.0	(6, 1)	2.0	11	3	2	2	2	2	0	1	0	0	0	26	48	9.00	2.500										
Scott Sauerbeck, L ERA: 3.86	(8, 1)	1.0	3	0	0	0	1	0	0	0	0	0	0	6	9	0.00	0.000										

AB	33
R	5
H	7
RBI	5
BB	2
SO	4
LOB	8





Batter	1	2	3	4	5	6	7	8	9	AB	R	H	RBI	BB	SO	LOB	TOP
24 Grady Sizemore, L (1, 8) OBP: 0.352, SLG: 0.412	1-1 WP G5-3 1B		3-3 K		0-0 G3		2-3 K			4	0	1	0	0	2	3	<b>Cleveland Indians @ Kansas City Royals</b> Kauffman Stadium, Kansas City, MO Sun Apr 23 2006, 1:10 PM CDT Att: 12,279 - Partly Cloudy - 70 F
Jason Michaels, R (1, 7) OBP: 0.300, SLG: 0.270	1-1 G5-3		2-2 G6-3		1-3 K			3-1 L6		4	0	0	0	0	1	3	
2 Jhonny Peralla, R (1, 6) OBP: 0.287, SLG: 0.363	3-3 K			1-3 K		0-0 F7		3-2 G5-3		4	0	0	0	0	2	1	
41 Victor Martinez, S (1, 10) OBP: 0.427, SLG: 0.640	3-3 K			3-2 G5-3		1-0 G3		2-2 G3		4	0	2	0	0	1	1	
Eduardo Perez, R (1, 3) OBP: 0.406, SLG: 0.821 Ben Broussard, L (6, PH) OBP: 0.396, SLG: 0.449 (6, 3)	1-1 G5-3			2-0 G3		0-1 G3		0-2 P6		2	0	1	0	0	0	0	
Ronnie Belliard, R (1, 4) OBP: 0.319, SLG: 0.397	0-1 HR			1-1 F8		2-2 F9		0-0 F7		4	1	1	1	0	0	2	
Aaron Boone, R (1, 5) OBP: 0.314, SLG: 0.397	1-2 G5-3			4-2 G3		0-0 G5-3		1-2 G6-4-3		3	0	1	0	1	0	0	
Casey Blake, R (1, 9) OBP: 0.451, SLG: 0.565	2-2 G4-3			0-1 P4		2-2 G6-3		2-1 G6-4-3		4	0	0	0	0	0	2	
10 Kelly Shoppach, R (1, 2) OBP: 0.571, SLG: 0.400			1-3 K		4-2 G3		1-1 G3			2	0	1	0	1	1	0	
<b>Inning Stats</b>	R: 0 H: 1 E: 0 LOB: 1 K: 2 S: 10	R: 1 H: 1 E: 0 LOB: 0 K: 0 S: 13	R: 0 H: 0 E: 0 LOB: 0 K: 2 S: 9	R: 0 H: 1 E: 0 LOB: 1 K: 1 S: 10	R: 0 H: 0 E: 0 LOB: 2 K: 1 S: 15	R: 0 H: 1 E: 0 LOB: 1 K: 0 S: 7	R: 0 H: 1 E: 0 LOB: 1 K: 1 S: 9	R: 0 H: 1 E: 0 LOB: 0 K: 0 S: 13	R: 0 H: 1 E: 0 LOB: 0 K: 0 S: 6	1B: 5 SF: 0 2B: 1 SAC: 0 3B: 0 DP: 1 HR: 1 HBP: 0	WP: 1 PA: 35						
<b>PITCHER</b>	IP WLS BF H R ER SO BB IBB HBP BLK WP HR S P ERA WHIP																
Jeremy Affeldt, L (1, 1) ERA: 6.27	5.1 W 22 4 1 1 6 2 0 0 0 0 1 1 59 94 1.69 1.125																
Elmer Dessens, R (6, 1) ERA: 3.09	2.1 H 9 2 0 0 1 0 0 0 0 0 0 0 24 39 0.00 0.857																
Andrew Sisco, L (8, 1) ERA: 11.37	0.1 H 1 0 0 0 0 0 0 0 0 0 0 0 3 3 0.00 0.000																
Ambiorix Burgos, R (9, 1) ERA: 2.57	1.0 3 1 0 0 0 0 0 0 0 0 0 0 6 9 0.00 1.000																

Batter	1	2	3	4	5	6	7	8	9	AB	R	H	RBI	BB	SO	LOB	BOTTOM
32 Shane Costa, L (1, 9) OBP: 0.294, SLG: 0.510	0-1 F7	3-1 G3			0-2 G6-3		2-2 P6			4	0	1	0	0	0	1	<b>Cleveland Indians @ Kansas City Royals</b> Kauffman Stadium, Kansas City, MO Sun Apr 23 2006, 1:10 PM CDT Att: 12,279 - Partly Cloudy - 70 F
15 Mark Grudzielanek, R (1, 4) OBP: 0.324, SLG: 0.469	2-1 G6-3		1-2 G3		3-1 G6-3		3-2 G1-3			4	0	0	0	0	0	1	
29 Mike Sweeney, R (1, 10) OBP: 0.279, SLG: 0.288	0-0 G5-3		1-0 G5-3		1-3 K		2-1 P4			4	0	0	0	0	1	0	
Doug Mientkiewicz, L (1, 3) OBP: 0.310, SLG: 0.377		1-2 FC6-4		0-3 K		1-2 F7		1-2 G3		4	0	2	0	0	1	0	
Emil Brown, R (1, 7) OBP: 0.279, SLG: 0.316	1-1 FC6-4			2-0 G6-3		0-1 L6		0-1 G3		4	2	1	0	0	0	1	
4 Angel Berroa, R (1, 6) OBP: 0.328, SLG: 0.383	0-0 E4			1-0 G3		1-2 G3		0-2 G3		4	2	4	0	0	0	0	
Tony Graffanino, R (1, 5) OBP: 0.200, SLG: 0.360	1-2 G6-3			3-1 G3		2-1 G3		0-0 G3		4	0	3	2	0	0	1	
Esteban German, R (1, 8) OBP: 0.529, SLG: 0.500	1-0 G3			2-2 P4		4-0 G3		2-0 G3		3	1	1	1	1	0	3	
14 John Buck, R (1, 2) OBP: 0.317, SLG: 0.389	0-0 G3			1-3 K		2-2 G6-3				3	0	1	1	0	1	4	
<b>Inning Stats</b>	R: 0 H: 0 E: 0 LOB: 0 K: 0 S: 5	R: 3 H: 4 E: 1 LOB: 1 K: 0 S: 16	R: 0 H: 0 E: 0 LOB: 0 K: 1 S: 7	R: 1 H: 2 E: 0 LOB: 1 K: 1 S: 10	R: 0 H: 1 E: 0 LOB: 0 K: 1 S: 11	R: 0 H: 2 E: 0 LOB: 3 K: 0 S: 13	R: 0 H: 0 E: 0 LOB: 0 K: 0 S: 8	R: 1 H: 4 E: 0 LOB: 1 K: 0 S: 11	1B: 9 SF: 0 2B: 4 SAC: 0 3B: 0 DP: 1 HR: 0 HBP: 0	WP: 1 PA: 35							
<b>PITCHER</b>	IP WLS BF H R ER SO BB IBB HBP BLK WP HR S P ERA WHIP																
Jason Johnson, R (1, 1) ERA: 2.81	6.0 L 27 9 4 4 3 1 0 0 0 0 0 0 62 96 6.00 1.667																
Jason Davis, R (7, 1) ERA: 3.12	2.0 8 4 1 1 0 0 0 0 0 0 0 0 19 28 4.50 2.000																

AB	33
R	1
H	7
RBI	1
BB	2
SO	7
LOB	14



AB	34
R	5
H	13
RBI	4
BB	1
SO	3
LOB	11





Batter	1	2	3	4	5	6	7	8	9	AB	R	H	RBI	BB	SO	LOB	TOP										
20 Kevin Youkilis, R OBP: 0.415, SLG: 0.464	4-1 BB 34 BB	3-3 K		1-2 L8		0-1 SH5-4		1-3 K		3	1	2	1	1	1	3											
Mark Loretta, R OBP: 0.286, SLG: 0.318	1-3 K	0-0 1B		2-2 FC6-4 1B		1-1 SF7		1-1 HR 1B		5	0	1	2	0	1	5											
34 David Ortiz, L OBP: 0.413, SLG: 0.714	4-1 BB	1-2 F8		2-1 FC6-4 1B		3-H F8		0-1 P4		2	2	1	1	3	0	2											
Manny Ramirez, R OBP: 0.343, SLG: 0.443	1-1 F7			2-0 25 CS 1B		4-1 G4-6-3 1B		4-0 HR IBB		4	2	3	3	1	0	2											
Trot Nixon, L OBP: 0.439, SLG: 0.521	2-2 G1			3-2 F8		1-0 G4-6-3 1B		1-0 25 1B BB		5	0	0	0	0	0	6											
Jason Varitek, S OBP: 0.343, SLG: 0.351		4-2 FC3-6 25 1B BB		0-0 25 CS 1B		0-0 G4-6-3 1B		0-2 F8		4	1	2	0	1	0	1											
25 Mike Lowell, R OBP: 0.368, SLG: 0.478		1-0 FC3-6 1B		3-2 CS		2-1 G4-3		0-1 25 1B 1B		4	1	3	1	1	0	0											
Willie Harris, L OBP: 0.278, SLG: 0.071		3-2 FC3-6 1B BB		4-2 20 1B 20 WP BB		0-0 SH5-4 20 SF7 1B		3-1 FC3-6-2 1B		4	1	0	0	1	0	5											
Alex Gonzalez, R OBP: 0.288, SLG: 0.259		4-2 FC3-6 1B		0-0 B1		4-1 SH5-4 BB		2-2 FC3-6-2		1	0	0	0	1	0	1											
J.T. Snow, L OBP: 0.318, SLG: 0.118		1-2 BB								1	0	0	0	0	1	0											
13 Alex Cora, L OBP: 0.250, SLG: 0.286		1-2 BB								0	0	0	0	0	0	0											
<b>Inning Stats</b>	R: 0 E: 0 K: 1 S: 10	H: 0 LOB: 2 BB: 2 P: 22	R: 2 E: 0 K: 1 S: 13	H: 2 LOB: 2 BB: 2 P: 28	R: 0 E: 0 K: 0 S: 8	H: 2 LOB: 1 BB: 0 P: 16	R: 0 E: 0 K: 0 S: 11	H: 1 LOB: 2 BB: 1 P: 20	R: 0 E: 0 K: 0 S: 5	H: 1 LOB: 1 BB: 1 P: 12	R: 1 E: 0 K: 0 S: 10	H: 1 LOB: 1 BB: 1 P: 16	R: 2 E: 0 K: 0 S: 15	H: 3 LOB: 1 BB: 1 P: 24	R: 3 E: 0 K: 1 S: 12	H: 2 LOB: 0 BB: 1 P: 22	R: 0 E: 0 K: 0 S: 5	H: 0 LOB: 0 BB: 0 P: 7	1B: 10 2B: 2 3B: 0 HR: 2	SF: 1 SAC: 1 DP: 3 HBP: 0	WP: 1 PB: 0 SB: 1 CS: 1	PA: 45					
<b>PITCHER</b>	IP	WLS	BF	H	R	ER	SO	BB	IBB	HBP	BLK	WP	HR	S	P	ERA	WHIP										
37 Jake Westbrook, R ERA: 5.52	5.0		24	6	2	2	2	6	0	0	0	1	0	47	98	3.60	2.400										
Jason Davis, R ERA: 3.72	1.0	H	5	1	1	1	0	1	0	0	0	0	0	10	16	9.00	2.000										
Scott Sauerbeck, L ERA: 5.79	0.0	B	1	1	1	1	0	0	0	0	0	0	1	1	1	∞	∞										
Guillermo Mota, R ERA: 3.72	1.2	L	10	4	4	4	1	1	1	0	0	0	1	23	39	21.60	3.000										
Danny Graves, R ERA: 6.23	1.1		4	0	0	0	0	0	0	0	0	0	0	8	13	0.00	0.000										

**Boston Red Sox @ Cleveland Indians**  
Jacobs Field, Cleveland, OH  
Tue Apr 25 2006, 7:05 PM EDT  
Att: 18,438 - Cloudy - 42 F

AB 33  
R 8  
H 12  
RBI 8  
BB 9  
SO 3  
LOB 25



Batter	1	2	3	4	5	6	7	8	9	AB	R	H	RBI	BB	SO	LOB	BOTTOM										
24 Grady Sizemore, L OBP: 0.354, SLG: 0.433	2-3 K		1-1 1B 3B		0-0 F9		2-2 L1-3 1B	3-3 K		5	1	2	1	0	2	2											
Jason Michaels, R OBP: 0.294, SLG: 0.266	3-3 K		2-1 48 2B 1B		0-2 F9		1 SAFE L1-3 SAFE 1-1	0-1 P4		5	1	1	1	0	1	1											
2 Jhonny Peralla, R OBP: 0.283, SLG: 0.345	2-3 K		3-H F8		2-3 K		4-2 BB	2-3 K		4	0	0	0	1	3	1											
48 Travis Hafner, L OBP: 0.460, SLG: 0.722		0-1 G4-3	0-2 1-H 2B		2-2 1B		2-3 K	1-0 G5-3		5	0	2	1	0	1	1											
41 Victor Martinez, S OBP: 0.419, SLG: 0.615		4-1 HR BB	1-3 K		1-3 K		1-3 K	2-2 G4-3		3	1	0	0	1	2	2											
Ben Broussard, L OBP: 0.421, SLG: 0.547		1-1 1-H HR		3-2 K		0-1 1B		1-0 2B 2B		4	2	3	2	0	1	0											
Ronnie Belliard, R OBP: 0.303, SLG: 0.375		0-0 F9		2-2 G4-3		0-2 P3		0-3 K		4	0	0	0	0	1	3											
Aaron Boone, R OBP: 0.324, SLG: 0.418		1-2 F8		2-2 1B		0-3 K		3-1 2H 2B		4	0	2	1	0	1	2											
Casey Blake, R OBP: 0.453, SLG: 0.569			2-1 G6-3		1-1 F7		0-1 24 1B 2B	4-1 BB		3	1	1	0	1	0	1											
<b>Inning Stats</b>	R: 0 E: 0 K: 3 S: 12	H: 0 LOB: 0 BB: 0 P: 19	R: 2 E: 0 K: 0 S: 9	H: 1 LOB: 1 BB: 1 P: 15	R: 2 E: 0 K: 1 S: 18	H: 3 LOB: 1 BB: 0 P: 27	R: 0 E: 0 K: 1 S: 14	H: 1 LOB: 0 BB: 0 P: 22	R: 0 E: 0 K: 2 S: 14	H: 2 LOB: 2 BB: 0 P: 17	R: 1 E: 0 K: 1 S: 18	H: 2 LOB: 1 BB: 1 P: 29	R: 1 E: 0 K: 2 S: 14	H: 2 LOB: 2 BB: 1 P: 27	R: 0 E: 0 K: 1 S: 7	H: 0 LOB: 0 BB: 0 P: 10	1B: 5 2B: 5 3B: 1 HR: 1	SF: 0 SAC: 0 DP: 1 HBP: 0	WP: 0 PB: 0 SB: 0 CS: 0	PA: 40							
<b>PITCHER</b>	IP	WLS	BF	H	R	ER	SO	BB	IBB	HBP	BLK	WP	HR	S	P	ERA	WHIP										
38 Curt Schilling, R ERA: 2.6	6.2		30	5	5	5	8	2	0	0	0	0	0	13	21	9.00	2.000										
Keith Foulke, R ERA: 3.95	1.0	W	5	2	1	1	2	0	0	0	0	0	0	5	12	0.00	3.000										
50 Mike Timlin, R ERA: 2.15	0.1	H	2	0	0	0	1	1	0	0	0	0	0	7	10	0.00	0.000										
58 Jonathan Papelbon, R ERA:	1.0	S	3	0	0	0	1	0	0	0	0	0	0	7	10	0.00	0.000										

**Boston Red Sox @ Cleveland Indians**  
Jacobs Field, Cleveland, OH  
Tue Apr 25 2006, 7:05 PM EDT  
Att: 18,438 - Cloudy - 42 F

AB 37  
R 6  
H 11  
RBI 6  
BB 3  
SO 12  
LOB 13





Batter	1	2	3	4	5	6	7	8	9	AB	R	H	RBI	BB	SO	LOB	TOP		
20 Kevin Youkilis, R OBP: 0.395, SLG: 0.438			G1-3					G5-3		4	0	0	0	0	1	2			
Mark Loretta, R OBP: 0.295, SLG: 0.318	G5-3							G5-3		3	0	1	0	1	0	0			
34 David Ortiz, L OBP: 0.406, SLG: 0.688	G6-3									3	0	0	0	1	2	4			
Manny Ramirez, R OBP: 0.433, SLG: 0.438		F7						G5-3		3	0	1	0	1	0	1			
25 Mike Lowell, R OBP: 0.350, SLG: 0.452	F9		G6-4-3					G5-3		4	0	0	0	0	0	3			
Wily Mo Peña, R OBP: 0.381, SLG: 0.548										4	1	1	1	0	2	2			
Dustan Mohr, R OBP: 0.207, SLG: 0.429								F7		2	0	0	0	0	2	0			
Trot Nixon, L OBP: 0.441, SLG: 0.540										2	0	1	0	0	0	0			
Josh Bard, S OBP: 0.400, SLG: 0.353								G6-3		3	0	1	0	1	0	1			
Alex Gonzalez, R OBP: 0.290, SLG: 0.250								G6-3		2	0	0	0	1	0	1			
<b>Inning Stats</b>	R: 0 E: 0 K: 1 S: 8	H: 0 LOB: 0 BB: 0 P: 10	R: 0 E: 0 K: 1 S: 9	H: 0 LOB: 0 BB: 0 P: 12	R: 0 E: 0 K: 2 S: 17	H: 1 LOB: 3 BB: 2 P: 32	R: 1 E: 0 K: 1 S: 9	H: 2 LOB: 0 BB: 0 P: 11	R: 0 E: 0 K: 2 S: 17	H: 1 LOB: 2 BB: 1 P: 29	R: 0 E: 0 K: 0 S: 8	H: 0 LOB: 0 BB: 0 P: 11	R: 0 E: 0 K: 0 S: 7	H: 0 LOB: 1 BB: 1 P: 13	R: 0 E: 0 K: 0 S: 8	H: 1 LOB: 1 BB: 0 P: 13	1B: 3 2B: 1 3B: 0 HR: 1	SF: 0 SAC: 0 DP: 2 HBP: 0	WP: 0 PA: 35 PB: 0 SB: 0 CS: 0
<b>PITCHER</b>	IP	WLS	BF	H	R	ER	SO	BB	IBB	HBP	BLK	WP	HR	S	P	ERA	WHIP		
31 Cliff Lee, L ERA: 2.97	6.0	W	24	4	1	1	7	4	0	0	0	0	1	68	110	1.50	1.333		
Jason Davis, R ERA: 3.09	2.0		7	0	0	0	0	1	0	0	0	0	0	15	24	0.00	0.500		
Bob Wickman, R ERA: 4.5	1.0		4	1	0	0	0	0	0	0	0	0	0	8	13	0.00	1.000		

**Boston Red Sox @ Cleveland Indians**  
Jacobs Field, Cleveland, OH  
Wed Apr 26 2006, 7:05 PM EDT  
Att: 21,575 - Clear - 53 F

AB 30  
R 1  
H 5  
RBI 1  
BB 5  
SO 7  
LOB 14



Batter	1	2	3	4	5	6	7	8	9	AB	R	H	RBI	BB	SO	LOB	BOTTOM		
24 Grady Sizemore, L OBP: 0.347, SLG: 0.415		P5						F7		4	1	0	0	1	1	3			
Jason Michaels, R OBP: 0.303, SLG: 0.268			P6					F9		3	1	1	0	1	0	0			
2 Johnny Peralta, R OBP: 0.281, SLG: 0.375			P4					F8		4	1	1	3	0	0	1			
48 Travis Hafner, L OBP: 0.440, SLG: 0.684	G4-3		G3-1					G4-3		4	0	0	0	0	0	1			
41 Victor Martinez, S OBP: 0.433, SLG: 0.617	G6-3									3	3	2	0	1	0	0			
Eduardo Perez, R OBP: 0.371, SLG: 0.742	L8							L9		3	0	0	0	0	1	2			
Ben Broussard, L OBP: 0.414, SLG: 0.537								L9		1	0	0	0	0	0	1			
Ronnie Belliard, R OBP: 0.325, SLG: 0.387										3	1	2	0	1	0	1			
Aaron Boone, R OBP: 0.333, SLG: 0.437										4	0	2	2	0	2	3			
Casey Blake, R OBP: 0.443, SLG: 0.551		P6								4	0	1	1	0	1	3			
<b>Inning Stats</b>	R: 3 E: 0 K: 0 S: 12	H: 2 LOB: 0 BB: 1 P: 23	R: 0 E: 0 K: 1 S: 10	H: 0 LOB: 1 BB: 1 P: 20	R: 0 E: 0 K: 0 S: 9	H: 0 LOB: 0 BB: 0 P: 13	R: 1 E: 0 K: 2 S: 14	H: 1 LOB: 1 BB: 1 P: 23	R: 0 E: 0 K: 0 S: 14	H: 0 LOB: 1 BB: 1 P: 24	R: 1 E: 0 K: 1 S: 11	H: 2 LOB: 1 BB: 0 P: 17	R: 0 E: 0 K: 1 S: 9	H: 0 LOB: 0 BB: 0 P: 17	R: 2 E: 0 K: 0 S: 17	H: 4 LOB: 2 BB: 0 P: 27	1B: 7 2B: 1 3B: 0 HR: 1	SF: 0 SAC: 0 DP: 0 HBP: 0	WP: 0 PA: 37 PB: 4 SB: 3 CS: 0
<b>PITCHER</b>	IP	WLS	BF	H	R	ER	SO	BB	IBB	HBP	BLK	WP	HR	S	P	ERA	WHIP		
49 Tim Wakefield, R ERA: 3.9	5.2	L	26	5	3	3	3	4	0	0	0	0	0	67	116	4.76	1.588		
51 Julian Tavarez, R ERA: 4.29	1.1		4	0	0	0	2	0	0	0	0	0	0	12	21	0.00	0.000		
17 Manny Delcarmen, R ERA: 18.0	1.0		7	4	2	2	0	0	0	0	0	0	0	17	27	18.00	4.000		

**Boston Red Sox @ Cleveland Indians**  
Jacobs Field, Cleveland, OH  
Wed Apr 26 2006, 7:05 PM EDT  
Att: 21,575 - Clear - 53 F

AB 33  
R 7  
H 9  
RBI 6  
BB 4  
SO 5  
LOB 15





Batter	1	2	3	4	5	6	7	8	9	AB	R	H	RBI	BB	SO	LOB	TOP										
20 Kevin Youkilis, R OBP: 0.385, SLG: 0.416	G6-3		K		K		K		G1-3 BB	4	0	0	0	1	3	4	<b>Boston Red Sox @ Cleveland Indians</b> Jacobs Field, Cleveland, OH Thu Apr 27 2006, 7:05 PM EDT Att: 26,952 - Clear - 53 F										
Mark Loretta, R OBP: 0.293, SLG: 0.308 Willie Harris, L OBP: 0.263, SLG: 0.087	G5-3		FC5-4		G3 HBP		G1-3		G1-3	3	0	0	0	0	0	3											
34 David Ortiz, L OBP: 0.406, SLG: 0.671	G3		F8		G3 1B		1B		K	5	0	2	2	0	1	4											
Manny Ramirez, R OBP: 0.415, SLG: 0.416 Dustin Mohr, R OBP: 0.207, SLG: 0.429		F8		G5-3	G3		L8			4	0	0	0	0	0	3											
Trot Nixon, L OBP: 0.413, SLG: 0.500	G5-3			P5	P6				F7	4	0	0	0	0	0	2											
Jason Varitek, S OBP: 0.343, SLG: 0.350 Josh Bard, S OBP: 0.381, SLG: 0.333				K 25 2B			G6-3		G5-3	3	1	1	0	0	1	0											
25 Mike Lowell, R J.T. Snow, L OBP: 0.304, SLG: 0.111					F8 1B		F8		G5-3	3	0	1	1	0	0	1											
Wily Mo Peña, R OBP: 0.375, SLG: 0.571									G1-3 2B	4	0	2	0	0	2	1											
13 Alex Cora, L OBP: 0.350, SLG: 0.353									P6	3	2	2	0	1	0	1											
<b>Inning Stats</b>	R: 0 E: 0 K: 0 S: 7	H: 0 LOB: 0 BB: 0 P: 9	R: 0 E: 0 K: 0 S: 13	H: 1 LOB: 1 BB: 0 P: 20	R: 0 E: 0 K: 1 S: 12	H: 2 LOB: 2 BB: 0 P: 17	R: 1 E: 0 K: 2 S: 13	H: 1 LOB: 1 BB: 0 P: 16	R: 1 E: 0 K: 1 S: 26	H: 1 LOB: 2 BB: 1 P: 37	R: 0 E: 0 K: 1 S: 7	H: 0 LOB: 0 BB: 0 P: 9	R: 1 E: 0 K: 1 S: 12	H: 2 LOB: 0 BB: 0 P: 14	R: 0 E: 0 K: 0 S: 8	H: 0 LOB: 0 BB: 0 P: 13		R: 0 E: 0 K: 1 S: 10	H: 1 LOB: 2 BB: 1 P: 22	1B: 6 2B: 2 HR: 0	SF: 0 SAC: 0 DP: 0 HBP: 1	WP: 1 PB: 0 SB: 0 CS: 0	PA: 39				
<b>PITCHER</b>	IP	WLS	BF	H	R	ER	SO	BB	IBB	HBP	BLK	WP	HR	S	P	ERA	WHIP										
Paul Byrd, R ERA: 8.03	5.0	W	23	5	2	2	4	1	0	1	0	1	0	71	99	3.60	1.200										
Jeremy Guthrie, R ERA: 6.75	2.0		8	2	1	1	2	0	0	0	0	0	0	19	23	4.50	1.000										
54 Brian Slocum, R ERA: 6.0	1.0		3	0	0	0	0	0	0	0	0	0	0	8	13	0.00	0.000										
Scott Sauerbeck, L ERA: 4.76	1.0		5	1	0	0	1	1	0	0	0	0	0	10	22	0.00	2.000										

Batter	1	2	3	4	5	6	7	8	9	AB	R	H	RBI	BB	SO	LOB	BOTTOM										
24 Grady Sizemore, L OBP: 0.355, SLG: 0.424	41 BB HR	2E G6-3 2B		K		G6-4-3 1B BB	E6 2B SF7	K		5	4	2	1	1	2	1	<b>Boston Red Sox @ Cleveland Indians</b> Jacobs Field, Cleveland, OH Thu Apr 27 2006, 7:05 PM EDT Att: 26,952 - Clear - 53 F										
Jason Michaels, R OBP: 0.301, SLG: 0.259 Todd Hollandsworth, L OBP: 0.439, SLG: 0.688	K	K		K		G6-4-3 BB	1B 2B			3	0	0	0	1	3	2											
2 Johnny Perella, R OBP: 0.280, SLG: 0.363 Ramón Vázquez, L OBP: 0.118, SLG: 0.125	G6-3	E6		41 HR BB		G6-4-3	SF7			3	1	0	0	1	0	3											
48 Travis Hafner, L OBP: 0.458, SLG: 0.675	41 BB HR			41 HR BB		41 BB 1B	K			1	3	0	0	4	1	1											
41 Victor Martinez, S OBP: 0.453, SLG: 0.651 10 Kelly Shoppach, R OBP: 0.571, SLG: 0.400	HR	L9		HR		1B BB	1B BB			2	2	1	3	3	0	2											
Ben Broussard, L OBP: 0.444, SLG: 0.661	HR			HR		1B BB	1B			5	2	4	8	0	1	0											
Ronnie Belliard, R OBP: 0.318, SLG: 0.375	1B			F8		L7	F8			5	0	1	0	0	1	4											
Aaron Boone, R OBP: 0.325, SLG: 0.421	K			F7		K				5	1	1	0	0	2	1											
Casey Blake, R OBP: 0.429, SLG: 0.527		K		G6-3		G6-3				5	1	1	0	0	2	0											
<b>Inning Stats</b>	R: 4 E: 0 K: 2 S: 20	H: 3 LOB: 1 BB: 2 P: 33	R: 1 E: 1 K: 2 S: 15	H: 1 LOB: 2 BB: 1 P: 25	R: 1 E: 0 K: 0 S: 9	H: 1 LOB: 0 BB: 0 P: 18	R: 3 E: 0 K: 3 S: 17	H: 1 LOB: 0 BB: 2 P: 29	R: 0 E: 0 K: 2 S: 8	H: 0 LOB: 0 BB: 0 P: 10	R: 2 E: 0 K: 0 S: 14	H: 1 LOB: 2 BB: 4 P: 33	R: 4 E: 1 K: 1 S: 28	H: 4 LOB: 2 BB: 1 P: 46	R: 0 E: 0 K: 2 S: 7	H: 0 LOB: 0 BB: 0 P: 8		1B: 6 2B: 2 3B: 0 HR: 3	SF: 1 SAC: 0 DP: 1 HBP: 0	WP: 1 PB: 0 SB: 0 CS: 0	PA: 46						
<b>PITCHER</b>	IP	WLS	BF	H	R	ER	SO	BB	IBB	HBP	BLK	WP	HR	S	P	ERA	WHIP										
19 Josh Beckett, R ERA: 4.5	3.2	L	23	6	0	2	3	2	0	0	0	1	0	15	26	13.50	1.500										
Rudy Seanez, R ERA: 7.50	1.1		6	0	2	2	3	2	0	0	0	0	0	11	22	0.00	3.000										
51 Julian Tavarez, R ERA: 4.91	1.0		5	1	0	0	0	2	0	0	0	0	0	25	41	27.00	7.500										
17 Manny Delcarmen, R ERA: 21.6	0.2		8	4	4	2	1	1	0	0	0	0	0	10	13	0.00	0.000										
Keith Foulke, R ERA: 3.6	1.1		4	0	0	0	2	0	0	0	0	0	0	10	13	0.00	0.000										



Batter	1	2	3	4	5	6	7	8	9	AB	R	H	RBI	BB	SO	LOB	TOP				
<b>Gary Matthews, S</b> OBP: 0.333, SLG: 0.458	4-1 23 1B 10 G4-3 9 1B BB		2-2 10 G4-6-3 1B		2-1 1B 2B	1-2 SF8		3-2 F7		3	2	1	1	0	1						
<b>10 Michael Young, R</b> OBP: 0.422, SLG: 0.510	2-2 G4-3		1-1 G4-6-3		0-1 G6-3	2-0 G6-4-3		1-2 2B		5	1	1	0	0	0	5					
<b>23 Mark Teixeira, S</b> OBP: 0.351, SLG: 0.495	1-0 9 WP 1B 1B		0-0 1B 1B		4-1 E 9 1B 1B BB		0-3 K		0-0 G6-3 2B	4	1	3	1	1	1	0					
<b>Phil Nevin, R</b> OBP: 0.386, SLG: 0.586	3-2 P4		1-0 1B		2-2 E2 9 1B 1B		1-2 F9		1-2 G6-3	5	0	2	1	0	0	3					
<b>9 Hank Blalock, L</b> OBP: 0.414, SLG: 0.551	1-1 1B		2-0 G3-1		0-0 1B		0-2 G6-3		1-0 F9	5	0	2	2	0	0	3					
<b>Kevin Mench, R</b> OBP: 0.351, SLG: 0.694		1-1 G2-3		1-2 G6-3		0-1 F8		0-2 HR	5	1	1	1	0	0	3						
<b>6 Brad Wilkerson, L</b> OBP: 0.281, SLG: 0.346		2-2 G3-1 2B		0-0 G6-3		2-2 1B SF8 1B		3-2 K	4	1	2	0	0	1	0						
<b>Rod Barajas, R</b> OBP: 0.209, SLG: 0.219		2-0 G3-1		0-3 K		0-1 1B		0-1 P4	4	0	1	0	0	1	1						
<b>D'Angelo Jimenez, S</b> OBP: 0.327, SLG: 0.318		0-0 G4-3			2-2 P6		0-2 1B	4-2 BB	3	0	1	0	1	0	1						
<b>Inning Stats</b>	R: 1 E: 0 K: 0 S: 12	H: 2 LOB: 2 BB: 1 P: 23	R: 0 E: 0 K: 0 S: 8	H: 1 LOB: 1 BB: 0 P: 13	R: 0 E: 0 K: 0 S: 8	H: 3 LOB: 2 BB: 0 P: 14	R: 0 E: 0 K: 1 S: 7	H: 0 LOB: 0 BB: 0 P: 8	R: 2 E: 1 K: 0 S: 16	H: 3 LOB: 1 BB: 0 P: 19	R: 0 E: 0 K: 1 S: 9	H: 0 LOB: 0 BB: 0 P: 10	R: 1 E: 0 K: 1 S: 15	H: 1 LOB: 1 BB: 0 P: 25	R: 1 E: 0 K: 0 S: 14	H: 2 LOB: 1 BB: 0 P: 20	1B: 10 2B: 4 3B: 0 HR: 1	SF: 1 SAC: 0 DP: 2 HBP: 0	WP: 1 PB: 0 SB: 0 CS: 0	PA: 42	
<b>PITCHER</b>	IP	WLS	BF	H	R	ER	SO	BB	IBB	HBP	BLK	WP	HR	S	P	ERA	WHIP				
<b>Jason Johnson, R</b> ERA: 3.41	6.0		29	12	4	4	1	2	0	0	0	1	0	65	103	6.00	2.333				
<b>Jason Davis, R</b> ERA: 2.94	1.0	W	3	0	0	0	1	0	0	0	0	0	0	9	10	0.00	0.000				
<b>Guillermo Mota, R</b> ERA: 4.22	1.0	H	5	1	1	1	1	1	0	0	0	0	1	15	25	9.00	2.000				
<b>Bob Wickman, R</b> ERA: 5.14	1.0	S	5	2	1	1	0	0	0	0	0	0	0	14	20	9.00	2.000				

Texas Rangers @ Cleveland Indians  
Jacobs Field, Cleveland, OH  
Fri Apr 28 2006, 7:05 PM EDT  
Att: 22,106 - Clear - 52 F

AB	38
R	6
H	15
RBI	6
BB	3
SO	3
LOB	17



Batter	1	2	3	4	5	6	7	8	9	AB	R	H	RBI	BB	SO	LOB	BOTTOM				
<b>24 Grady Sizemore, L</b> OBP: 0.357, SLG: 0.427	0-1 F7		0-1 G1-3		1-1 F8		4-2 2 F9 41 BB E BB	1-2 1B 2B		4	2	1	0	1	0	1					
<b>Jason Michaels, R</b> OBP: 0.316, SLG: 0.300	3-1 2 1B 2B		1-0 L4		2-2 1H 2B		0-1 E6 41 BB 48 BB FC6-4	2-2 2H FC5-4 1B		5	2	3	2	0	0	1					
<b>2 Johnny Peralta, R</b> OBP: 0.276, SLG: 0.354	1-1 48 1B 2B 1B		0-0 G1-3		0-3 K		2-0 F9	1-2 FC5-4		5	1	1	1	0	1	4					
<b>48 Travis Hafner, L</b> OBP: 0.470, SLG: 0.671	3-2 1B		2-1 F8		4-2 41 FC6-4 BB		4-1 FC6-4 41 BB BB	1-2 BB		2	0	1	0	2	0	0					
<b>41 Victor Martinez, S</b> OBP: 0.455, SLG: 0.635	4-1 2B BB		1-1 G6-3		3-2 FC6-4 FC1-4 1B BB		4-2 FC6-4 FC6-4 BB	1-2 BB		2	1	0	1	2	0	1					
<b>Eduardo Perez, R</b> OBP: 0.385, SLG: 0.735	2-2 2B		0-0 G3		4-2 FC1-4 BB		4-2 FC6-4 FC4-6	2-2 BB		3	0	1	2	1	0	2					
<b>Ben Broussard, L</b> OBP: 0.444, SLG: 0.661	1-3 2B		0-0 G6-3		1-2 FC1-4 BB		1-2 FC6-4 FC4-6	1-2 BB		0	0	0	0	0	0	0					
<b>Ronnie Belliard, R</b> OBP: 0.303, SLG: 0.357	0-2 P6		0-0 G6-3		1-2 FC1-4 1B		1-2 FC4-6	2-1 1B		4	0	0	0	0	0	6					
<b>Aaron Boone, R</b> OBP: 0.322, SLG: 0.413	2-2 G5-3		1-3 K		3-0 K		2-3 K	2-3 K		4	0	1	1	0	2	0					
<b>Casey Blake, R</b> OBP: 0.420, SLG: 0.506	1-0 G4-3		4-2 2B BB		1-3 1B		0-3 K	0-3 K		3	1	0	0	1	1	2					
<b>Inning Stats</b>	R: 2 E: 0 K: 0 S: 16	H: 4 LOB: 2 BB: 1 P: 29	R: 0 E: 0 K: 0 S: 6	H: 0 LOB: 0 BB: 0 P: 9	R: 0 E: 0 K: 0 S: 4	H: 0 LOB: 0 BB: 0 P: 7	R: 0 E: 0 K: 0 S: 4	H: 0 LOB: 0 BB: 0 P: 5	R: 1 E: 0 K: 2 S: 14	H: 1 LOB: 1 BB: 1 P: 22	R: 1 E: 0 K: 0 S: 15	H: 1 LOB: 2 BB: 2 P: 33	R: 2 E: 1 K: 0 S: 13	H: 0 LOB: 2 BB: 3 P: 31	R: 1 E: 0 K: 2 S: 18	H: 2 LOB: 1 BB: 0 P: 24	1B: 4 2B: 4 3B: 0 HR: 0	SF: 0 SAC: 0 DP: 0 HBP: 0	WP: 0 PB: 0 SB: 0 CS: 0	PA: 39	
<b>PITCHER</b>	IP	WLS	BF	H	R	ER	SO	BB	IBB	HBP	BLK	WP	HR	S	P	ERA	WHIP				
<b>41 John Koronka, L</b> ERA: 4.25	5.2		26	6	4	4	2	4	0	0	0	0	0	55	98	6.35	1.765				
<b>Rick Bauer, R</b> ERA: 3.65	0.2	L	4	0	2	0	0	1	0	0	0	0	0	9	18	0.00	1.500				
<b>32 Ron Mahay, L</b> ERA:	0.2		4	0	0	0	0	2	0	0	0	0	0	8	20	0.00	3.000				
<b>Francisco Cordero, R</b> ERA: 11.45	1.0		5	2	1	1	2	0	0	0	0	0	0	18	24	9.00	2.000				

Texas Rangers @ Cleveland Indians  
Jacobs Field, Cleveland, OH  
Fri Apr 28 2006, 7:05 PM EDT  
Att: 22,106 - Clear - 52 F

AB	32
R	7
H	8
RBI	7
BB	7
SO	4
LOB	17





Batter	1	2	3	4	5	6	7	8	9	AB	R	H	RBI	BB	SO	LOB	TOP				
<b>Gary Matthews, S</b> (1.8) OBP: 0.338, SLG: 0.460	4-0 10 23 1B BB	0-0 G6-3			1-1 G3	1-0 10 WP 2B		3-2 G5-3		4	1	1	1	1	0	1					
<b>10 Michael Young, R</b> (1.6) OBP: 0.412, SLG: 0.495	1-1 SAFE 23 1B FC3-6 1B		1-1 F9		2-2 G6-3	2-2 G4-3			0-1 L9	5	1	1	0	0	0	1					
<b>23 Mark Teixeira, S</b> (1.3) OBP: 0.391, SLG: 0.495	1-0 9 FC3-6 SF8 1B		2-2 K		1-0 G4-3		4-1 G6-3 BB		1-1 G1-4-3 1B	4	1	2	1	1	1	0					
<b>Phil Nevin, R</b> (1.10) OBP: 0.377, SLG: 0.565	2-2 9 FC3-6 1B		1-0 L7			3-3 K	1-1 G6-3		0-0 G1-4-3	5	0	1	0	0	1	2					
<b>9 Hank Blalock, L</b> (1.5) OBP: 0.398, SLG: 0.527	2-0 FC3-6			1-3 K		3-1 G4-3	0-0 F7			4	0	0	1	0	1	3					
<b>Kevin Mench, R</b> (1.9) OBP: 0.346, SLG: 0.680	1-1 SF8			1-3 K		2-2 K	0-3 K			3	1	1	1	0	2	1					
<b>6 Brad Wilkerson, L</b> (1.7) OBP: 0.290, SLG: 0.388	3-1 G3			1-0 1B		3-0 1B HR		2-3 K		4	1	2	2	0	1	1					
<b>Rod Barajas, R</b> (1.2)		1-3 K		2-1 1B		2-2 2B 1B		4-2 BB		3	1	2	0	1	1	0					
<b>D'Angelo Jimenez, S</b> (1.4) OBP: 0.321, SLG: 0.333		3-2 G4-3		0-1 G1-3		0-1 1B 2B		1-1 F8		4	1	1	1	0	0	3					
<b>Inning Stats</b>	R: 3 E: 0 K: 0 S: 11	H: 3 LOB: 1 BB: 1 P: 26	R: 0 E: 0 K: 1 S: 8	H: 0 LOB: 0 BB: 0 P: 12	R: 0 E: 0 K: 1 S: 6	H: 0 LOB: 0 BB: 0 P: 10	R: 0 E: 0 K: 2 S: 12	H: 2 LOB: 2 BB: 0 P: 17	R: 0 E: 0 K: 0 S: 7	H: 0 LOB: 0 BB: 0 P: 11	R: 4 E: 0 K: 1 S: 18	H: 5 LOB: 1 BB: 0 P: 34	R: 0 E: 0 K: 1 S: 7	H: 0 LOB: 1 BB: 1 P: 12	R: 0 E: 0 K: 1 S: 11	H: 1 LOB: 0 BB: 0 P: 6	1B: 8 2B: 2 3B: 0 HR: 1	SF: 1 SAC: 0 DP: 1 HBP: 0	WP: 1 PB: 0 SB: 0 CS: 0	PA: 40	
<b>PITCHER</b>	IP	WLS	BF	H	R	ER	SO	BB	IBB	HBP	BLK	WP	HR	S	P	ERA	WHIP				
<b>55 Roberto Hernandez, R</b> (1.1) ERA: 7.94	5.2	L	26	8	6	6	5	1	0	0	0	0	1	56	101	9.53	1.588				
<b>Jeremy Guthrie, R</b> (6.1) ERA: 6.75	1.1		7	2	1	1	1	1	0	0	0	1	0	13	21	6.75	2.250				
<b>54 Brian Stocum, R</b> (8.1) ERA: 4.5	1.0		4	0	0	0	1	1	0	0	0	0	0	11	21	0.00	1.000				
<b>Danny Graves, R</b> (9.1) ERA: 5.59	1.0		3	1	0	0	0	0	0	0	0	0	0	5	6	0.00	1.000				

Texas Rangers @ Cleveland Indians  
Jacobs Field, Cleveland, OH  
Sat Apr 29 2006, 7:05 PM EDT  
Att: 37,491 - Cloudy - 60 F

AB	36
R	7
H	11
RBI	7
BB	3
SO	7
LOB	12



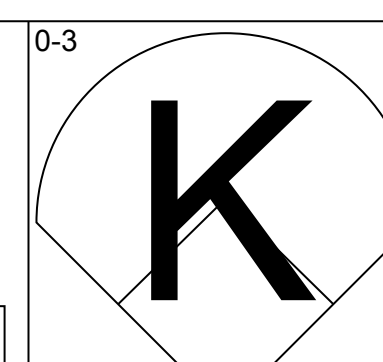
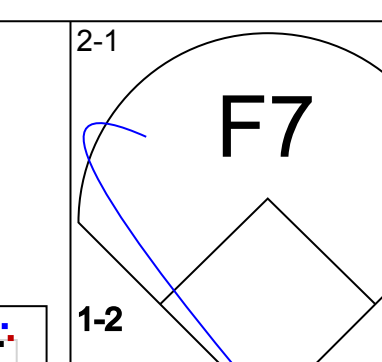
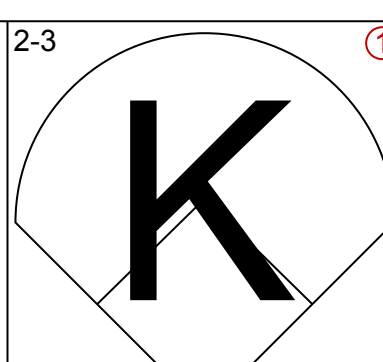
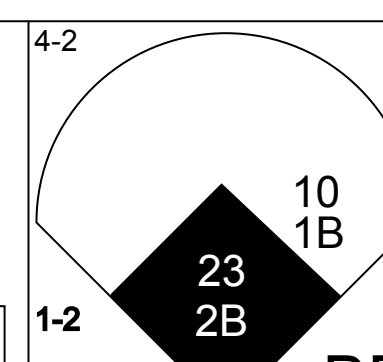
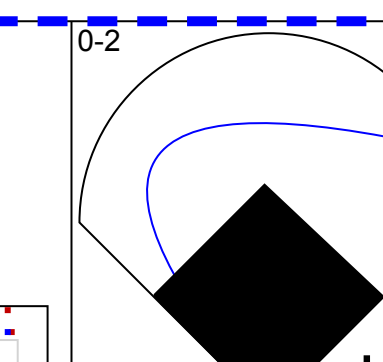
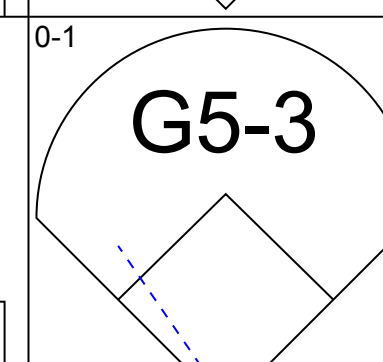
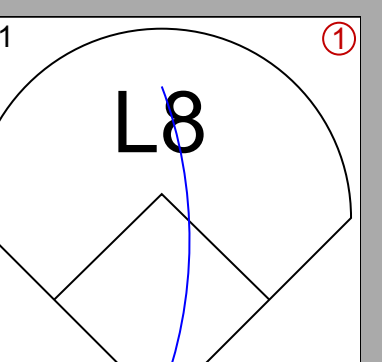
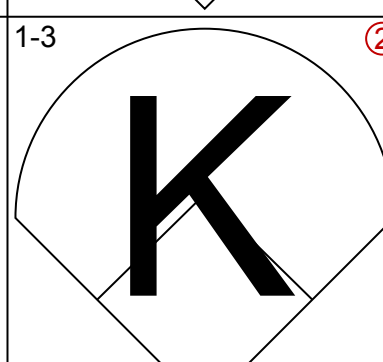
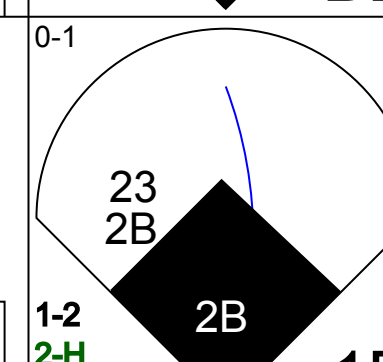
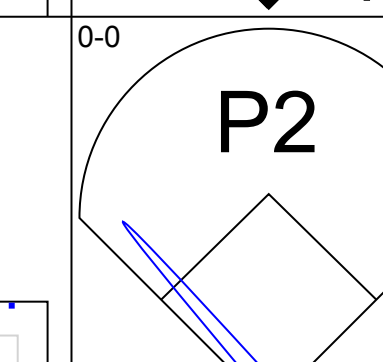
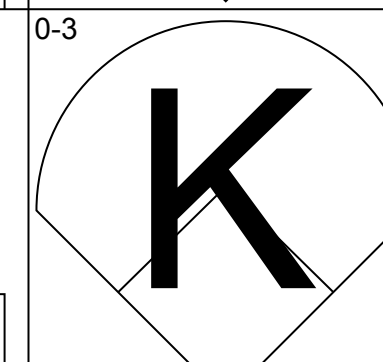
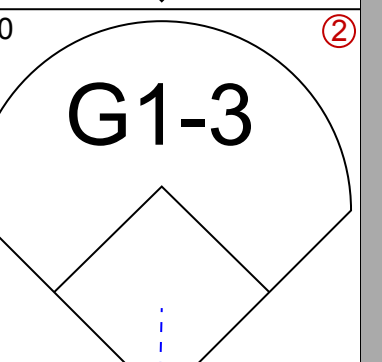
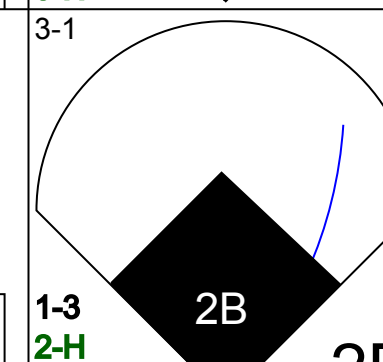
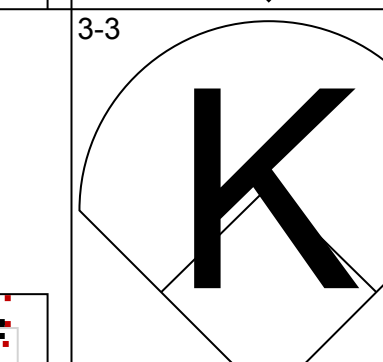
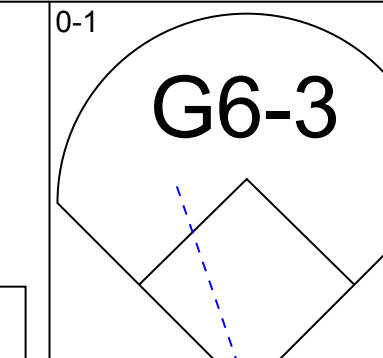
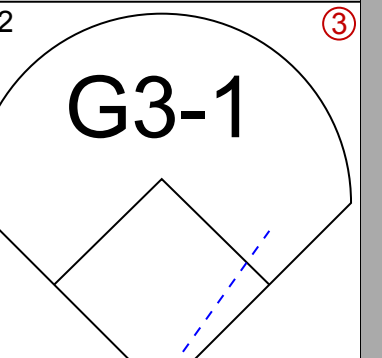
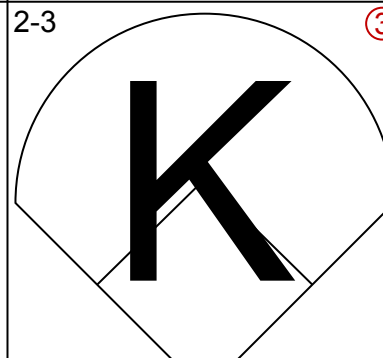
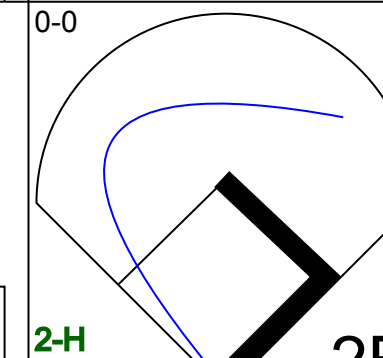
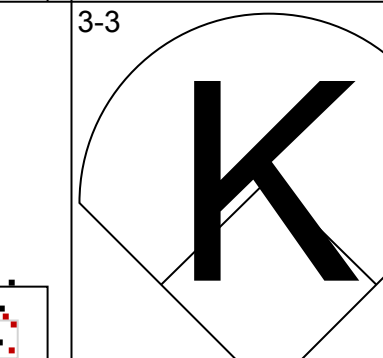
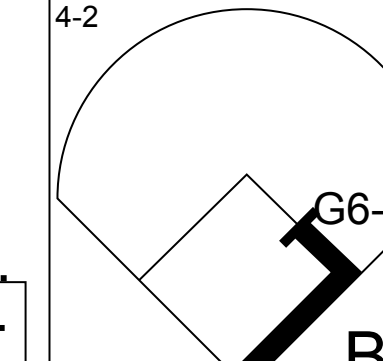
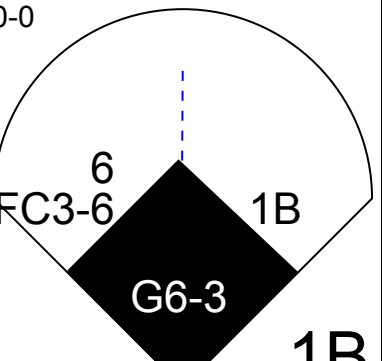
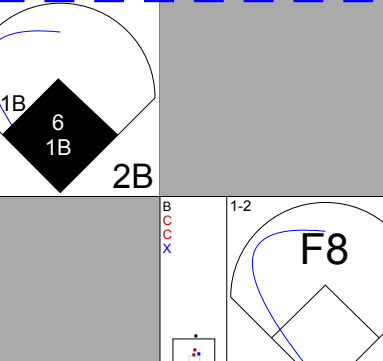
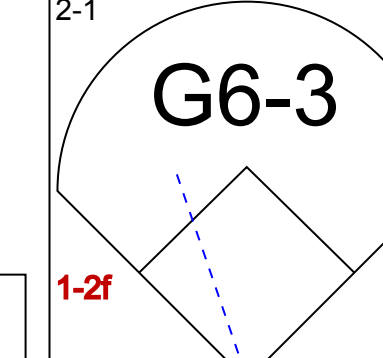
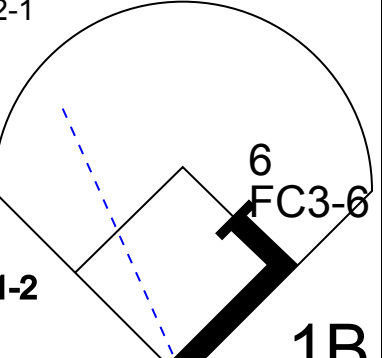
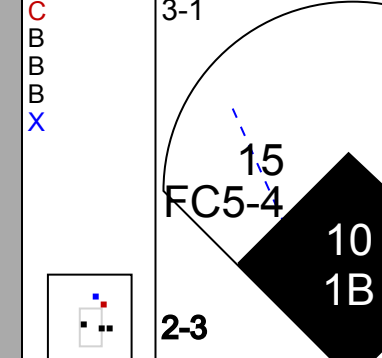
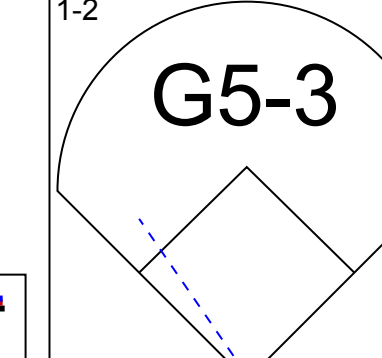
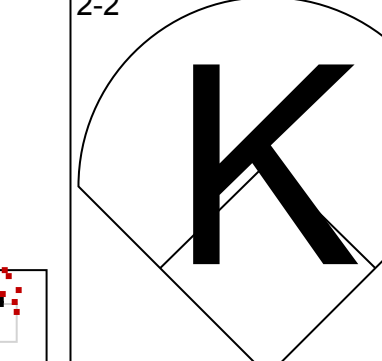
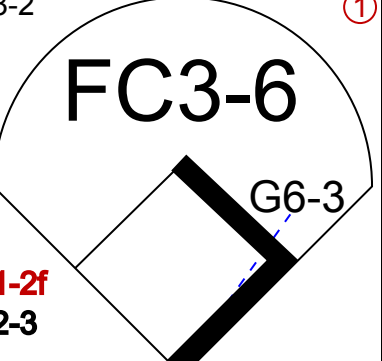
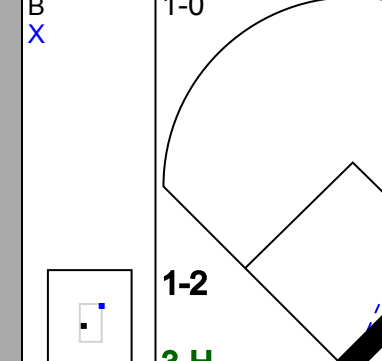
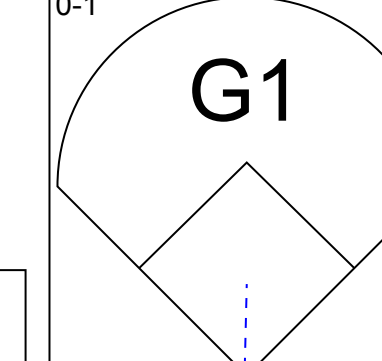
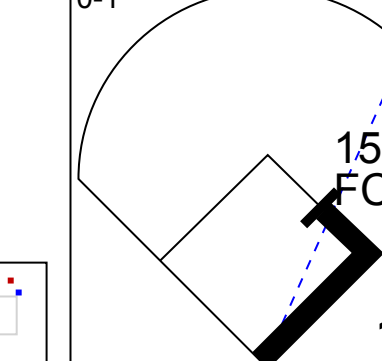
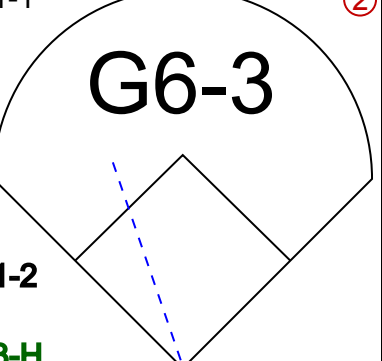
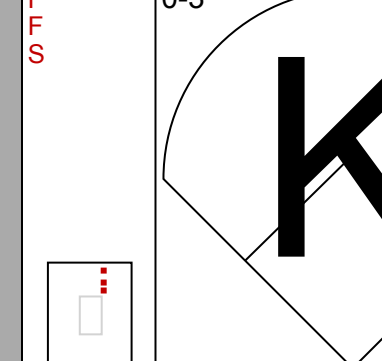
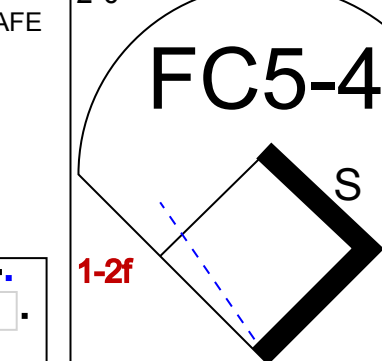
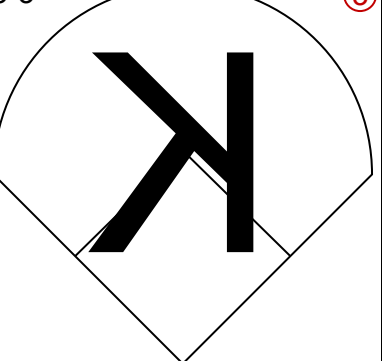
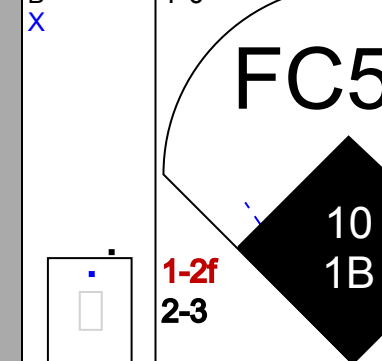
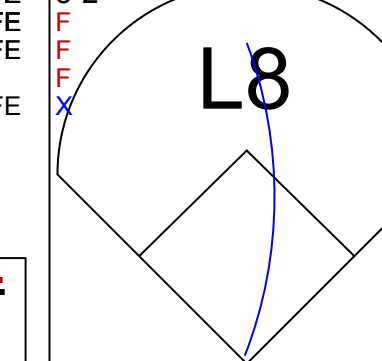
Batter	1	2	3	4	5	6	7	8	9	AB	R	H	RBI	BB	SO	LOB	BOTTOM					
<b>24 Grady Sizemore, L</b> (1.8) OBP: 0.350, SLG: 0.417	3-2 G5-3		0-0 FC3-2 1B		2-3 K		2-1 F7		2-2 L4-3 1B	5	0	1	0	0	1	3						
<b>Jason Michaels, R</b> (1.7) OBP: 0.304, SLG: 0.287	1-3 K		1-3 K		0-0 G5-3			1-0 F9	1-0 L4-3	4	0	0	0	0	2	2						
<b>Todd Hollandsworth, L</b> (9. PH) OBP: 0.412, SLG: 0.647									1-1 L4-3	1	0	0	0	0	0	2						
<b>2 Johnny Peralta, R</b> (1.6) OBP: 0.284, SLG: 0.360	2-3 K			1-1 F8		3-2 41 1B 48 PB 1B		2-2 48 1B 41 G3-1 1B		4	1	2	0	0	1	0						
<b>48 Travis Hafner, L</b> (1.10) OBP: 0.462, SLG: 0.651		1-3 K		2-0 P6		3-2 G5-3	1-2 1B	2-1 41 G3-1 HR 1B		4	1	1	0	0	1	1						
<b>41 Victor Martinez, S</b> (1.2) OBP: 0.456, SLG: 0.629		0-1 1B		2-2 G4-3		1-1 1B	2-3 1B	0-0 G3-1	1-2 3H	4	0	2	1	0	0	1						
<b>Ben Broussard, L</b> (1.3) OBP: 0.448, SLG: 0.698		2-2 F7 1B			0-0 1B	0-1 P4		0-1 2H HR		4	2	2	2	0	0	3						
<b>Aaron Boone, R</b> (1.5) OBP: 0.308, SLG: 0.393		1-3 K			0-3 K	1-1 P6		2-1 G6-3		4	0	0	0	0	2	4						
<b>Ramón Vázquez, L</b> (1.4) OBP: 0.200, SLG: 0.211			0-1 1B 24 FC3-2 1B		0-1 E			4-0 24 1B BB		3	1	2	0	0	0	0						
<b>Ronnie Belliard, R</b> (9. PH) OBP: 0.311, SLG: 0.357					1-2 E					0	0	0	0	1	0	0						
<b>Casey Blake, R</b> (1.9) OBP: 0.424, SLG: 0.519			3-2 24 FC3-2 1B		1-0 E4		3-2 F9		1-3 K	4	0	2	2	0	1	1						
<b>Inning Stats</b>	R: 0 E: 0 K: 2 S: 14	H: 0 LOB: 0 BB: 0 P: 20	R: 0 E: 0 K: 2 S: 12	H: 1 LOB: 1 BB: 0 P: 16	R: 0 E: 0 K: 1 S: 11	H: 2 LOB: 1 BB: 0 P: 15	R: 0 E: 0 K: 0 S: 6	H: 0 LOB: 0 BB: 0 P: 11	R: 2 E: 1 K: 2 S: 11	H: 3 LOB: 1 BB: 0 P: 14	R: 0 E: 0 K: 0 S: 15	H: 2 LOB: 2 BB: 0 P: 23	R: 0 E: 0 K: 0 S: 7	H: 0 LOB: 0 BB: 0 P: 13	R: 3 E: 0 K: 0 S: 11	H: 3 LOB: 0 BB: 0 P: 18	R: 0 E: 0 K: 1 S: 7	H: 1 LOB: 1 BB: 1 P: 15	1B: 10 2B: 3 3B: 0 HR: 1	SF: 0 SAC: 0 DP: 2 HBP: 0	WP: 0 PB: 1 SB: 0 CS: 0	PA: 38
<b>PITCHER</b>	IP	WLS	BF	H	R	ER	SO	BB	IBB	HBP	BLK	WP	HR	S	P	ERA	WHIP					
<b>33 Kevin Millwood, R</b> (1.1) ERA: 3.88	7.0	W	28	8	2	2	7	0	0	0	0	0	0	76	112	2.57	1.143					
<b>Antonio Alfonseca, R</b> (8.1) ERA: 3.86	1.0		6	3	3	3	0	0	0	0	0	0	1	11	18	27.00	3.000					
<b>40 Akinori Otsuka, R</b> (9.1) ERA: 2.45	1.0	S	4	1	0	0	1	1	0	0	0	0	0	7	15	0.00	2.000					

Texas Rangers @ Cleveland Indians  
Jacobs Field, Cleveland, OH  
Sat Apr 29 2006, 7:05 PM EDT  
Att: 37,491 - Cloudy - 60 F


AB	37
R	5
H	12
RBI	5
BB	1
SO	8
LOB	17

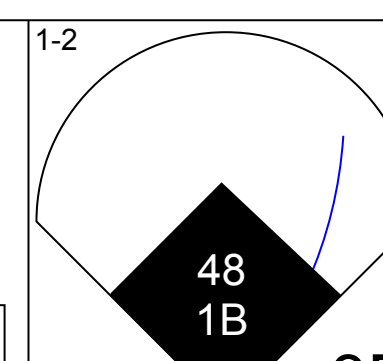
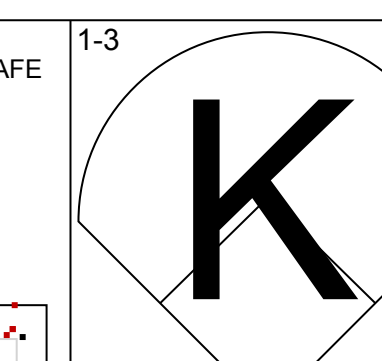
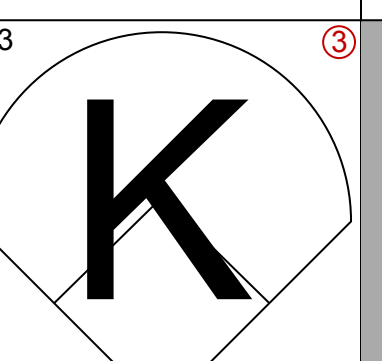
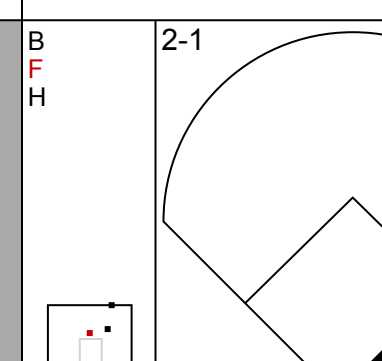
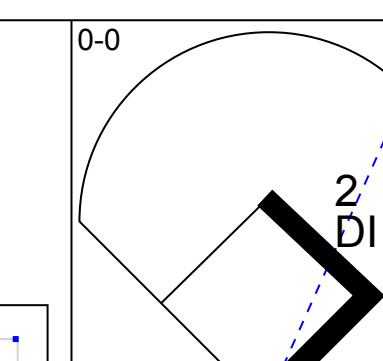
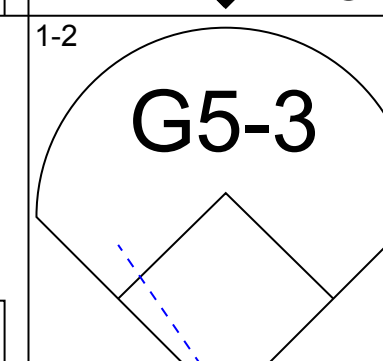
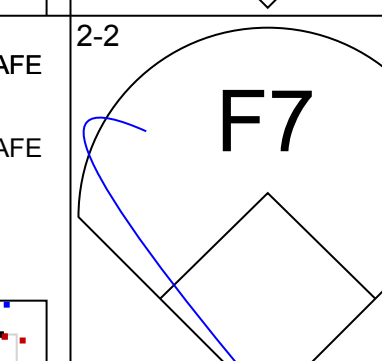
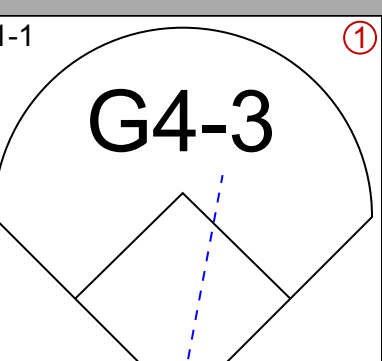
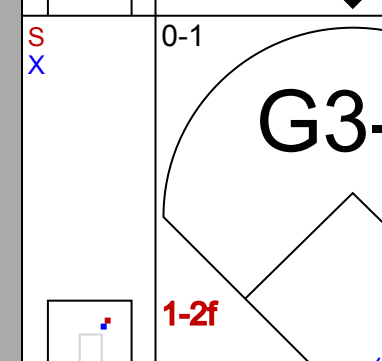
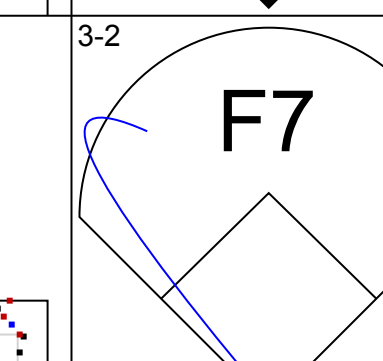
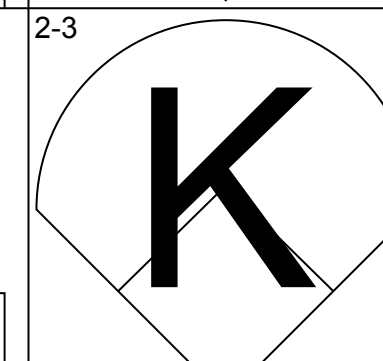
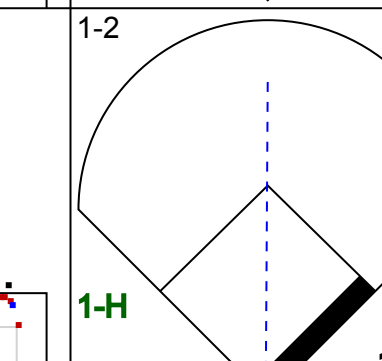
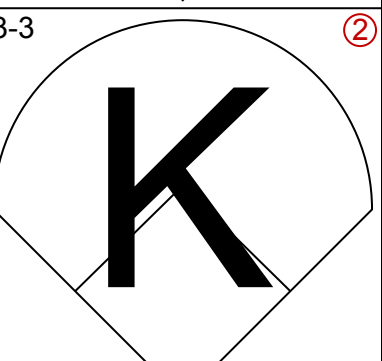
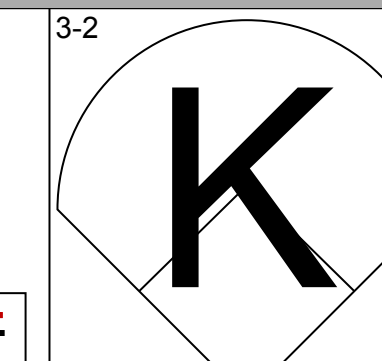
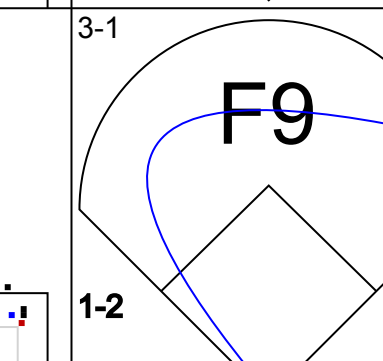
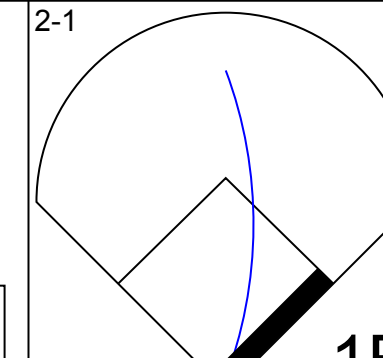
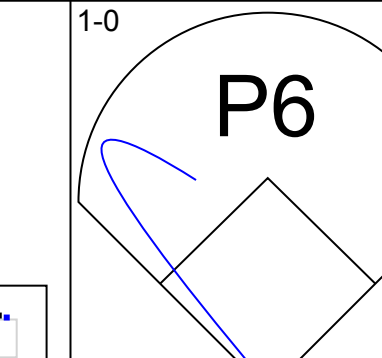
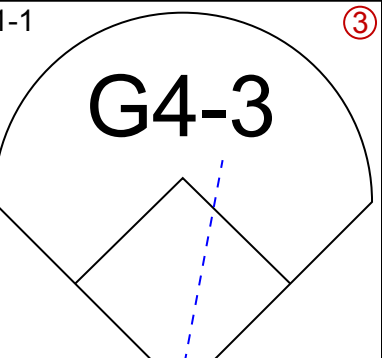
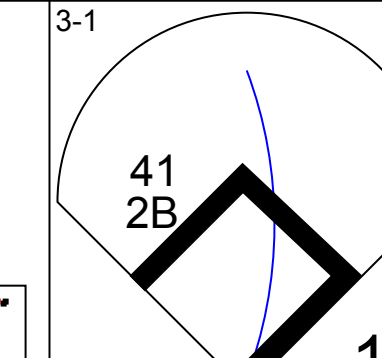
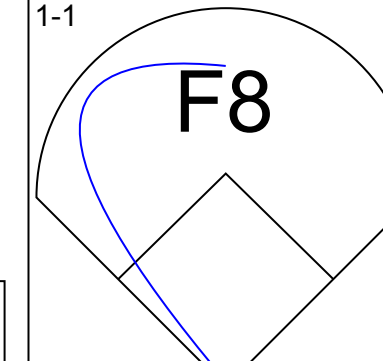
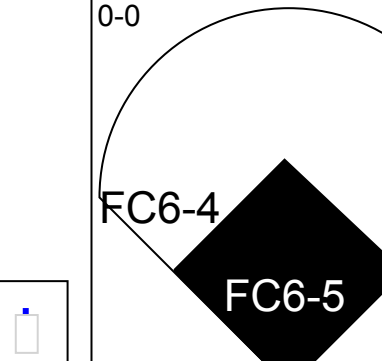
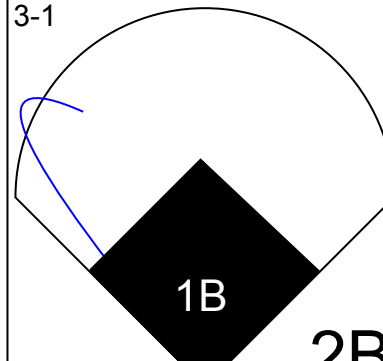
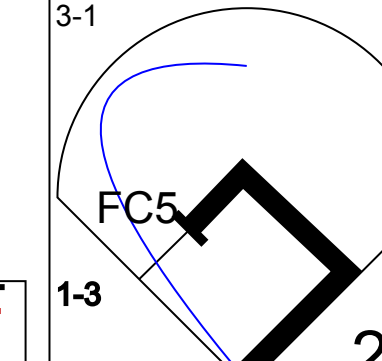
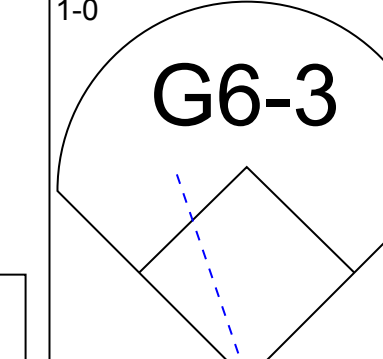
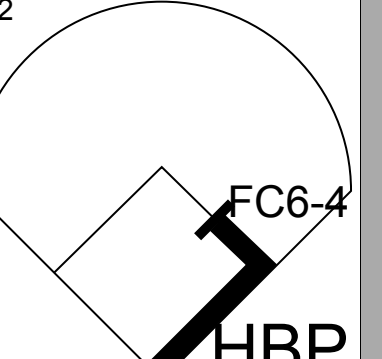
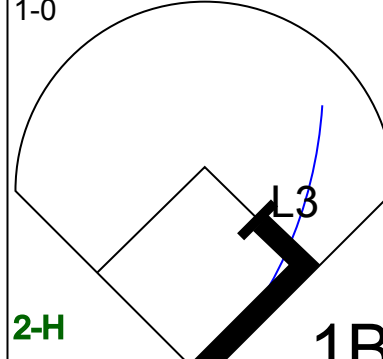
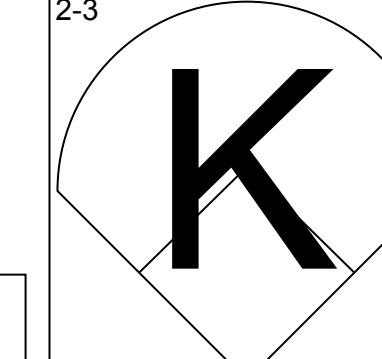
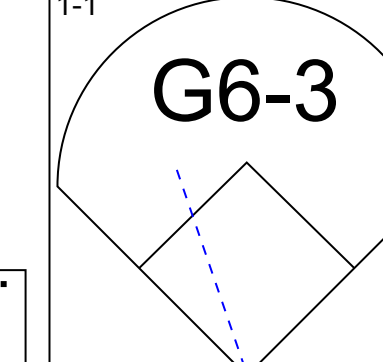
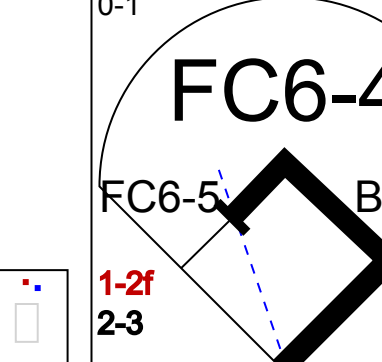
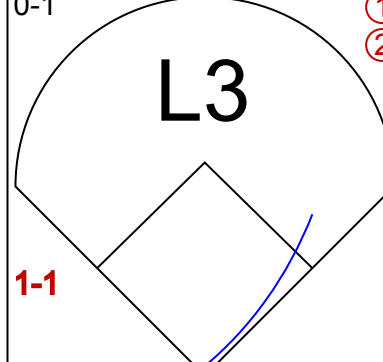
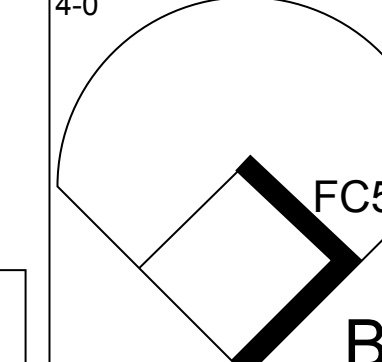
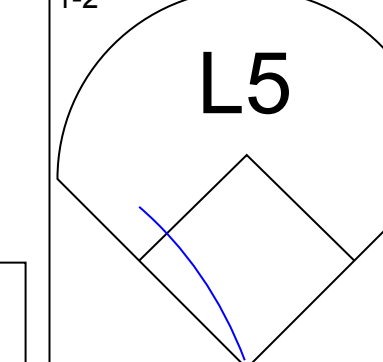
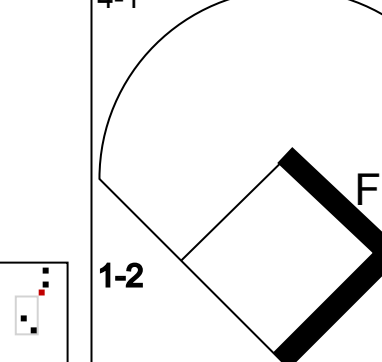
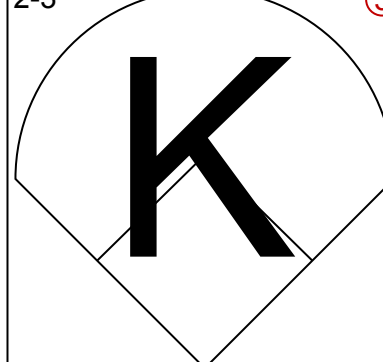
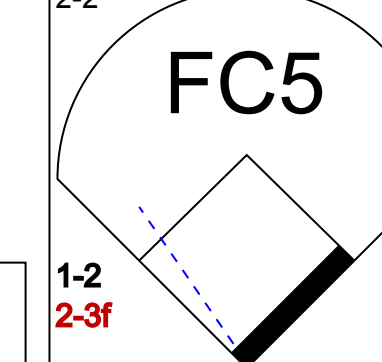

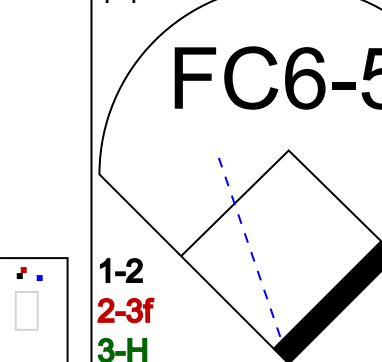


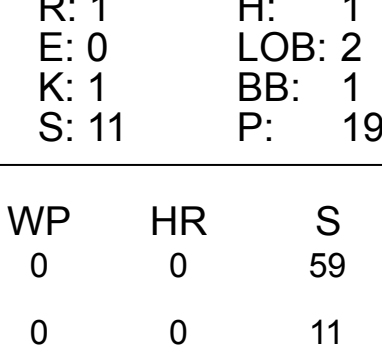
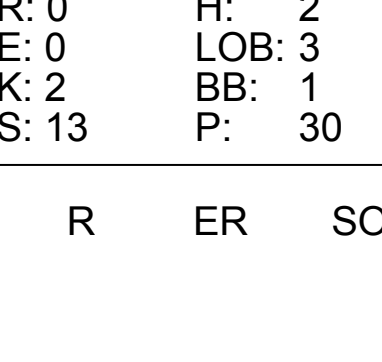









Batter	1	2	3	4	5	6	7	8	9	AB	R	H	RBI	BB	SO	LOB	TOP								
<b>Gary Matthews, S</b> (1, 8) OBP: 0.342, SLG: 0.493										4	2	1	1	1	2	1	<b>Texas Rangers @ Cleveland Indians</b> Jacobs Field, Cleveland, OH Sun Apr 30 2006, 8:05 PM EDT Att: 22,989 - Cloudy - 70 F								
<b>10 Michael Young, R</b> (1, 6) OBP: 0.403, SLG: 0.481										5	1	1	2	0	1	0									
<b>23 Mark Teixeira, S</b> (1, 3) OBP: 0.391, SLG: 0.495										4	1	1	1	1	2	0									
<b>Phil Nevin, R</b> (1, 10) OBP: 0.369, SLG: 0.557										5	0	1	2	0	2	1									
<b>9 Hank Blalock, L</b> (1, 5) OBP: 0.411, SLG: 0.542										3	2	2	0	1	0	1									
<b>Kevin Mench, R</b> (1, 9) OBP: 0.354, SLG: 0.671										4	1	2	0	0	0	1									
<b>6 Brad Wilkerson, L</b> (1, 7) OBP: 0.289, SLG: 0.382										4	0	1	1	0	1	2									
<b>Mark DeRosa, R</b> (1, 4) OBP: 0.375, SLG: 0.200										3	0	1	1	1	1	3									
<b>15 Gerald Laird, R</b> (1, 2) OBP: 0.286, SLG: 0.429										4	1	0	0	0	1	5									
<b>Inning Stats</b>	R: 0 E: 0 K: 2 S: 8	H: 0 LOB: 0 BB: 0 P: 8	R: 0 E: 0 K: 0 S: 6	H: 0 LOB: 0 BB: 1 P: 12	R: 0 E: 0 K: 1 S: 11	H: 1 LOB: 1 BB: 0 P: 17	R: 0 E: 0 K: 0 S: 6	H: 0 LOB: 0 BB: 0 P: 8	R: 1 E: 0 K: 1 S: 11	H: 2 LOB: 1 BB: 0 P: 20	R: 0 E: 0 K: 3 S: 12	H: 0 LOB: 1 BB: 1 P: 21	R: 6 E: 0 K: 1 S: 18	H: 6 LOB: 1 BB: 1 P: 31	R: 0 E: 0 K: 0 S: 13	H: 0 LOB: 1 BB: 1 P: 21	R: 1 E: 0 K: 2 S: 10	H: 1 LOB: 0 BB: 0 P: 16	1B: 6 2B: 3 3B: 0 HR: 1	SF: 0 SAC: 0 DP: 1 HBP: 0	WP: 0 PB: 0 SB: 1 CS: 0	PA: 40			
<b>PITCHER</b>	IP	WLS	BF	H	R	ER	SO	BB	IBB	HBP	BLK	WP	HR	S	P	ERA	WHIP								
<b>37 Jake Westbrook, R</b> (1, 1) ERA: 5.6	6.0		25	6	4	4	7	2	0	0	0	0	0	58	94	6.00	1.333								
<b>Jason Davis, R</b> (7, 1) ERA: 4.73	0.2	L	6	3	3	3	1	1	0	0	0	0	0	11	19	40.50	6.000								
<b>Scott Sauerbeck, L</b> (7, 1) ERA: 4.5	0.1		1	0	0	0	0	0	0	0	0	0	0	3	4	0.00	0.000								
<b>Danny Graves, R</b> (8, 1) ERA: 5.06	1.0		4	0	0	0	0	1	0	0	0	0	0	13	21	0.00	1.000								
<b>Fernando Cabrera, R</b> (9, 1) ERA: 16.89	1.0		4	1	1	1	2	0	0	0	0	0	1	10	16	9.00	1.000								

AB	36
R	8
H	10
RBI	8
BB	4
SO	10
LOB	14



Batter	1	2	3	4	5	6	7	8	9	AB	R	H	RBI	BB	SO	LOB	BOTTOM								
<b>24 Grady Sizemore, L</b> (1, 8) OBP: 0.361, SLG: 0.438										4	1	2	0	0	2	3	<b>Texas Rangers @ Cleveland Indians</b> Jacobs Field, Cleveland, OH Sun Apr 30 2006, 8:05 PM EDT Att: 22,989 - Cloudy - 70 F								
<b>Todd Hollandsworth, L</b> (1, 7) OBP: 0.318, SLG: 0.500										5	0	0	0	0	0	4									
<b>2 Jhonny Peralta, R</b> (1, 6) OBP: 0.281, SLG: 0.352										5	0	1	1	0	3	2									
<b>48 Travis Hafner, L</b> (1, 10) OBP: 0.463, SLG: 0.644										4	0	2	1	0	0	1									
<b>41 Victor Martinez, S</b> (1, 2) OBP: 0.467, SLG: 0.667										4	2	3	0	0	0	1									
<b>Ben Broussard, L</b> (1, 3) OBP: 0.457, SLG: 0.692										2	0	1	1	0	0	0									
<b>Eduardo Perez, R</b> (8, 3) OBP: 0.375, SLG: 0.714										1	0	0	0	0	1	2									
<b>Ronnie Belliard, R</b> (1, 4) OBP: 0.309, SLG: 0.345										3	0	0	0	1	0	3									
<b>Ramón Vázquez, L</b> (1, 5) OBP: 0.217, SLG: 0.190										2	0	0	0	1	1	0									
<b>Aaron Boone, R</b> (8, PH) OBP: 0.304, SLG: 0.388										1	0	0	0	0	0	3									
<b>Casey Blake, R</b> (1, 9) OBP: 0.417, SLG: 0.500										3	1	0	1	1	1	2									
<b>Inning Stats</b>	R: 1 E: 0 K: 1 S: 14	H: 2 LOB: 1 BB: 0 P: 21	R: 0 E: 0 K: 0 S: 6	H: 0 LOB: 0 BB: 0 P: 9	R: 1 E: 0 K: 1 S: 13	H: 1 LOB: 1 BB: 1 P: 22	R: 0 E: 0 K: 1 S: 11	H: 1 LOB: 2 BB: 1 P: 19	R: 0 E: 0 K: 1 S: 7	H: 0 LOB: 0 BB: 0 P: 12	R: 1 E: 0 K: 1 S: 8	H: 2 LOB: 0 BB: 0 P: 14	R: 0 E: 0 K: 0 S: 4	H: 0 LOB: 0 BB: 0 P: 8	R: 0 E: 0 K: 2 S: 13	H: 2 LOB: 3 BB: 1 P: 30	R: 0 E: 0 K: 1 S: 10	H: 1 LOB: 1 BB: 0 P: 17	1B: 5 2B: 4 3B: 1 HR: 0	SF: 0 SAC: 0 DP: 2 HBP: 2	WP: 0 PB: 0 SB: 1 CS: 0	PA: 39			
<b>PITCHER</b>	IP	WLS	BF	H	R	ER	SO	BB	IBB	HBP	BLK	WP	HR	S	P	ERA	WHIP								
<b>44 Vicente Padilla, R</b> (1, 1) ERA: 4.04	6.0		26	6	4	4	5	2	0	1	0	0	0	11	24	0.00	1.500								
<b>36 C.J. Wilson, L</b> (7, 1) ERA: 8.1	1.1	H	6	2	0	0	1	0	0	1	0	0	0	11	24	0.00	1.500								
<b>Antonio Alfonseca, R</b> (8, 1) ERA: 3.69	0.2	H	3	0	0	0	1	1	0	0	0	0	0	6	14	0.00	1.500								
<b>53 Joaquin Benoit, R</b> (9, 1) ERA: 3.55	1.0		4	1	0	0	1	0	0	0	0	0	0	10	17	0.00	1.000								


AB	34
R	4
H	9
RBI	4
BB	3
SO	8
LOB	21





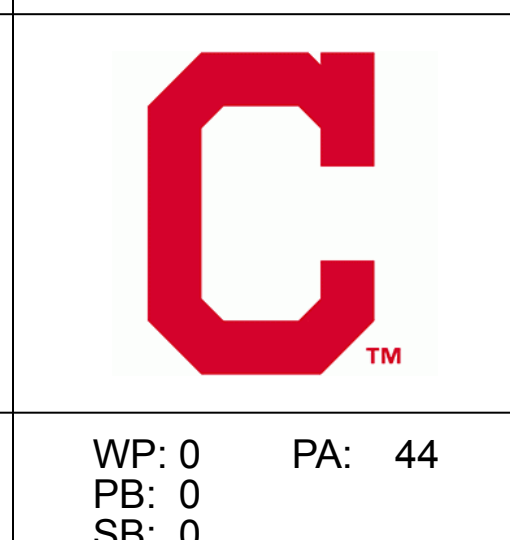
Batter	1	2	3	4	5	6	7	8	9	AB	R	H	RBI	BB	SO	LOB	TOP					
22 Scott Podsednik, L (1, 7) OBP: 0.314, SLG: 0.337	1-2 14 S 14 HR 1B	2-2 CS 1B	2-3 K			3-1 14 E 12 S 1B	4-2 BB		1-0 S 25 1B	5	3	4	0	1	1	2	<b>Chicago White Sox @ Cleveland Indians</b> Jacobs Field, Cleveland, OH Mon May 01 2006, 7:05 PM EDT Att: 17,845 - Partly Cloudy - 69 F					
Tadahito Iguchi, R (1, 4) OBP: 0.383, SLG: 0.430	2-2 14 S 14 HR 1B	2-2 G6-3		2-1 F9		1 SAFE 2-2 SAFE 1 SAFE 1 SAFE 1 SAFE 1 SAFE	1-1 F9		2-3 K	6	1	1	0	0	1	4						
25 Jim Thome, L (1, 10) OBP: 0.450, SLG: 0.682	1-3 K	1-0 F8		3-2 P5		1 SAFE	1-3 K		3-2 14 S 1B	5	1	1	1	1	2	4						
38 Pablo Ozuna, R (9, PR) OBP: 0.556, SLG: 0.625						1-2 12 E 1B				0	0	0	0	0	0	0						
14 Paul Konerko, R (1, 3) OBP: 0.427, SLG: 0.649	3-0 2-H 2-H HR		0-0 F7	1-2 G6-3		2-3 S K		4-2 12 2B 5 G1-2-3 BB	1-2 K	5	1	1	3	1	2	3						
12 A.J. Pierzynski, L (1, 2) OBP: 0.405, SLG: 0.416	2-2 P6		1-0 5 1B 32 E HBP		0-0 F8	1-0 BB 24 BB 1B		1-0 1-3 2B		4	1	2	1	0	0	0						
24 Joe Crede, R (1, 5) OBP: 0.382, SLG: 0.536	0-2 1B		0-2 K		2-2 P3	4-0 BB BB		1-1 F9		4	0	1	0	1	1	3						
Rob Mackowiak, L (1, 9) OBP: 0.333, SLG: 0.263	2-2 1B		0-0 5 1B 32 E 1B		0-0 5 1B 32 E 1B	4-2 1-2 2-3 BB		4-0 IBB		3	1	3	0	2	0	0						
5 Juan Uribe, R (1, 6) OBP: 0.231, SLG: 0.366	1-1 F7		0-1 32 E 1B		1-1 1-3 1B	1-1 FC6-4		1-0 G1-2-3		5	0	2	0	0	0	8						
32 Brian Anderson, R (1, 8) OBP: 0.247, SLG: 0.269		1-3 K	0-1 E5 22 PB 1B		0-0 G3		2-3 K		1-3 K	5	0	0	0	0	3	3						
<b>Inning Stats</b>	R: 3 E: 0 K: 1 S: 23	H: 5 LOB: 2 BB: 0 P: 35	R: 0 E: 0 K: 1 S: 13	H: 1 LOB: 1 BB: 0 P: 19	R: 2 E: 1 K: 2 S: 12	H: 2 LOB: 2 BB: 0 P: 15	R: 0 E: 0 K: 0 S: 8	H: 0 LOB: 0 BB: 0 P: 14	R: 0 E: 0 K: 0 S: 8	H: 2 LOB: 2 BB: 0 P: 11	R: 2 E: 2 K: 1 S: 19	H: 2 LOB: 3 BB: 3 P: 40	R: 0 E: 0 K: 0 S: 10	H: 0 LOB: 1 BB: 1 P: 18	R: 0 E: 0 K: 0 S: 6	H: 1 LOB: 2 BB: 2 P: 17	R: 1 E: 0 K: 3 S: 14	H: 2 LOB: 2 BB: 0 P: 24	1B: 13 2B: 1 3B: 0 HR: 1	SF: 0 SAC: 0 DP: 1 HBP: 1	WP: 0 PB: 1 SB: 6 CS: 1	PA: 49
<b>PITCHER</b>	IP WLS BF H R ER SO BB IBB HBP BLK WP HR S P ERA WHIP	5.0 L 27 10 5 3 4 0 0 0 1 0 0 1 64 94 5.40 2.000	0.1 R 1 0 0 0 0 0 0 0 0 0 0 0 15 31 27.00 6.000	2.1 R 11 1 0 0 2 3 1 0 0 0 0 0 20 44 0.00 1.714	0.2 L 3 1 1 1 2 0 0 0 0 0 0 0 7 11 13.50 1.500	0.0 L 1 1 0 0 0 0 0 0 0 0 0 0 3 6 =	0.1 R 1 0 0 0 0 0 0 0 0 0 0 0 0 0 4.09	IP WLS BF H R ER SO BB IBB HBP BLK WP HR S P ERA WHIP	0.1 S 1 0 0 0 0 0 0 0 0 0 0 0 0 0 0 0.00 0.000	0.0 R 0 0 0 0 0 0 0 0 0 0 0 0 0 0 0 0.00 0.000	0.0 R 0 0 0 0 0 0 0 0 0 0 0 0 0 0 0 0.00 0.000	0.0 R 0 0 0 0 0 0 0 0 0 0 0 0 0 0 0 0.00 0.000	0.0 R 0 0 0 0 0 0 0 0 0 0 0 0 0 0 0 0.00 0.000	0.0 R 0 0 0 0 0 0 0 0 0 0 0 0 0 0 0 0.00 0.000								

AB	42
R	8
H	15
RBI	5
BB	6
SO	10
LOB	27



Batter	1	2	3	4	5	6	7	8	9	AB	R	H	RBI	BB	SO	LOB	BOTTOM					
24 Grady Sizemore, L (1, 8) OBP: 0.362, SLG: 0.431	0-3 K		2-3 K		2-2 F8		2-2 2 BB 48 HR 1B	1-1 HBP		4	1	1	0	0	2	2	<b>Chicago White Sox @ Cleveland Indians</b> Jacobs Field, Cleveland, OH Mon May 01 2006, 7:05 PM EDT Att: 17,845 - Partly Cloudy - 69 F					
Casey Blake, R (1, 9) OBP: 0.426, SLG: 0.500	1-2 2 G5-4-3 1B		4-2 1-2 2-3 BB		1-1 F7	2-2 48 HR 2 BB 1B		0-0 G5-3		4	1	2	0	1	0	2						
2 Johnny Peralta, R (1, 6) OBP: 0.294, SLG: 0.352	0-0 G5-4-3 1-2		0-3 K		0-0 41 E 1B	4-0 48 HR 2-3 BB		4-1 48 1B BB		3	3	1	0	2	1	4						
48 Travis Hafner, L (1, 10) OBP: 0.460, SLG: 0.663		0-1 F9		2-0 G3		1-3 K	2-0 1-H 2-H 3-H HR	3-2 1-2 1B		5	1	2	4	0	1	1						
41 Victor Martinez, S (1, 2) OBP: 0.455, SLG: 0.639		2-1 P4		4-1 FC3-6 BB		0-1 E7 1B 1B	1-0 F8	0-3 K		4	0	0	0	1	1	3						
Ben Broussard, L (1, 3) OBP: 0.487, SLG: 0.700		2-1 2B		0-2 FC3-6		1-1 1B	1-0 G4-3	0-0 1-2 2-H 1B		5	0	3	2	0	0	1						
Ronnie Belliard, R (1, 4) OBP: 0.323, SLG: 0.363			4-0 BB 1B BB	3-2 G6-3		0-0 1-2 2-3 1B		2-2 F9 2B	1-3 K	4	0	2	0	1	1	3						
Todd Hollandsworth, L (1, 7) OBP: 0.259, SLG: 0.407			3-3 K		0-0 F8	2-3 K		2-2 G6-3	0-3 K2-3	5	0	0	0	0	3	7						
Aaron Boone, R (1, 5) OBP: 0.302, SLG: 0.382			2-2 1-2 1B		1-3 K		1-1 G3	1-0 F9		4	0	1	0	0	1	1						
<b>Inning Stats</b>	R: 0 E: 0 K: 1 S: 7	H: 1 LOB: 0 BB: 0 P: 8	R: 0 E: 0 K: 0 S: 6	H: 1 LOB: 1 BB: 0 P: 10	R: 0 E: 0 K: 3 S: 16	H: 1 LOB: 3 BB: 2 P: 31	R: 0 E: 0 K: 0 S: 9	H: 0 LOB: 1 BB: 1 P: 18	R: 0 E: 0 K: 0 S: 10	H: 0 LOB: 0 BB: 0 P: 13	R: 1 E: 1 K: 2 S: 15	H: 3 LOB: 3 BB: 0 P: 20	R: 4 E: 0 K: 0 S: 13	H: 3 LOB: 0 BB: 1 P: 26	R: 0 E: 0 K: 0 S: 9	H: 1 LOB: 2 BB: 0 P: 15		R: 1 E: 0 K: 3 S: 14	H: 2 LOB: 2 BB: 1 P: 22	1B: 9 2B: 2 3B: 0 HR: 1	SF: 0 SAC: 0 DP: 1 HBP: 1	WP: 0 PB: 0 SB: 0 CS: 0
<b>PITCHER</b>	IP WLS BF H R ER SO BB IBB HBP BLK WP HR S P ERA WHIP	6.0 W 26 6 1 0 7 3 0 0 0 0 0 1 11 22 108.00 12.000	0.1 R 5 3 4 4 0 1 0 0 0 0 0 1 11 22 108.00 12.000	0.2 H 2 0 0 0 0 0 0 0 0 0 0 0 2 4 0.00 0.000	0.2 H 3 1 0 0 0 0 0 0 0 0 0 0 7 12 0.00 1.500	0.1 H 4 1 1 1 0 1 0 1 0 0 0 0 6 14 27.00 6.000	1.0 S 4 1 0 0 0 0 0 0 0 0 0 0 0 0 0 3.38	IP WLS BF H R ER SO BB IBB HBP BLK WP HR S P ERA WHIP	1.0 S 4 1 0 0 0 0 0 0 0 0 0 0 0 0 0 0 3.38	0.0 R 0 0 0 0 0 0 0 0 0 0 0 0 0 0 0 0.00 1.000	0.0 R 0 0 0 0 0 0 0 0 0 0 0 0 0 0 0 0 0.00 1.000	0.0 R 0 0 0 0 0 0 0 0 0 0 0 0 0 0 0 0 0.00 1.000	0.0 R 0 0 0 0 0 0 0 0 0 0 0 0 0 0 0 0 0.00 1.000	0.0 R 0 0 0 0 0 0 0 0 0 0 0 0 0 0 0 0 0.00 1.000								

AB	38
R	6
H	12
RBI	6
BB	5
SO	10
LOB	24





Batter	1	2	3	4	5	6	7	8	9	AB	R	H	RBI	BB	SO	LOB	TOP																					
38 Pablo Ozuna, R OBP: 0.545, SLG: 0.579 Ross Gload, L OBP: 0.286, SLG: 0.500	G6-3		G5-3					G4-3		3	0	1	0	1	0	0	<b>Chicago White Sox @ Cleveland Indians</b> Jacobs Field, Cleveland, OH Tue May 02 2006, 12:05 PM EDT Att: 22,630 - Overcast - 70 F																					
Tadahito Iguchi, R OBP: 0.384, SLG: 0.423	P6		14 1B						F8	4	1	1	0	1	1	2																						
14 Paul Konerko, R OBP: 0.435, SLG: 0.643	F8								G4-3	4	0	2	0	1	0	0																						
23 Jermaine Dye, R OBP: 0.437, SLG: 0.616 Rob Mackowiak, L OBP: 0.347, SLG: 0.286			F8							0	0	0	0	1	0	0																						
24 Joe Crede, R OBP: 0.374, SLG: 0.539	F9									4	0	2	0	0	0	3																						
8 Alex Cintron, S OBP: 0.292, SLG: 0.362										5	0	3	1	0	0	1																						
5 Juan Uribe, R OBP: 0.220, SLG: 0.347										5	0	1	0	0	0	7																						
Chris Widger, R OBP: 0.292, SLG: 0.263 12 A.J. Pierzynski, L OBP: 0.400, SLG: 0.410										4	0	0	0	0	1	4																						
32 Brian Anderson, R OBP: 0.235, SLG: 0.254										3	0	1	0	0	1	3																						
										1	0	0	0	0	0	0																						
<b>Inning Stats</b>	R: 0 E: 0 K: 0 S: 9	H: 0 LOB: 0 BB: 0 P: 9	R: 0 E: 0 K: 2 S: 15	H: 1 LOB: 2 BB: 1 P: 22	R: 0 E: 0 K: 0 S: 13	H: 1 LOB: 2 BB: 1 P: 21	R: 0 E: 1 K: 0 S: 6	H: 0 LOB: 1 BB: 0 P: 6	R: 1 E: 0 K: 0 S: 17	H: 3 LOB: 3 BB: 2 P: 31	R: 0 E: 0 K: 1 S: 14	H: 2 LOB: 2 BB: 0 P: 17	R: 0 E: 0 K: 0 S: 10	H: 2 LOB: 2 BB: 0 P: 13	R: 0 E: 0 K: 0 S: 3	H: 0 LOB: 0 BB: 0 P: 4	R: 0 E: 0 K: 0 S: 12	H: 2 LOB: 2 BB: 0 P: 18	1B: 10 2B: 1 3B: 0 HR: 0	SF: 0 SAC: 0 DP: 0 HBP: 0	WP: 0 PB: 0 SB: 0 CS: 1	PA: 42																
<b>PITCHER</b>	IP	WLS	BF	H	R	ER	SO	BB	IBB	HBP	BLK	WP	HR	S	P	ERA	WHIP	<b>PITCHER</b>				IP	WLS	BF	H	R	ER	SO	BB	IBB	HBP	BLK	WP	HR	S	P	ERA	WHIP
CC Sabathia, L ERA: 4.91	5.0	W	24	5	1	1	2	4	0	0	0	0	0	60	89	1.80	1.800																					
Jason Davis, R ERA: 4.11	2.0		10	4	0	0	1	0	0	0	0	0	0	24	30	0.00	2.000																					
Danny Graves, R ERA: 4.26	2.0		8	2	0	0	0	0	0	0	0	0	0	15	22	0.00	1.000																					

AB	38
R	1
H	11
RBI	1
BB	4
SO	3
LOB	21



Batter	1	2	3	4	5	6	7	8	9	AB	R	H	RBI	BB	SO	LOB	BOTTOM																					
24 Grady Sizemore, L OBP: 0.348, SLG: 0.413	G6-3	P5		G3		G4-3		K		5	0	0	0	0	1	3	<b>Chicago White Sox @ Cleveland Indians</b> Jacobs Field, Cleveland, OH Tue May 02 2006, 12:05 PM EDT Att: 22,630 - Overcast - 70 F																					
Jason Michaels, R OBP: 0.318, SLG: 0.289	48 HR	2 1B				G5-3		K		3	2	1	0	2	1	0																						
2 Jhonny Peralta, R OBP: 0.306, SLG: 0.372	48 HR	G4-6-3				41 1B		K		5	2	3	1	0	1	2																						
48 Travis Hafner, L OBP: 0.470, SLG: 0.695	HR					G5-3				3	1	2	4	1	0	1																						
41 Victor Martinez, S OBP: 0.457, SLG: 0.634	1B					1B				4	1	2	1	0	1	3																						
Eduardo Perez, R OBP: 0.386, SLG: 0.692	1B					1B				4	0	2	1	0	0	1																						
Ronnie Belliard, R OBP: 0.311, SLG: 0.347	K					F7				4	0	0	0	0	2	3																						
Aaron Boone, R OBP: 0.310, SLG: 0.391	L8					P3				3	1	1	0	1	0	2																						
Casey Blake, R OBP: 0.429, SLG: 0.511										4	0	2	0	0	2	2																						
										1B: 9 2B: 3 3B: 0 HR: 1	SF: 0 SAC: 0 DP: 2 HBP: 0	WP: 0 PB: 1 SB: 0 CS: 0	PA: 39																									
<b>Inning Stats</b>	R: 3 E: 0 K: 1 S: 15	H: 4 LOB: 2 BB: 1 P: 28	R: 0 E: 0 K: 0 S: 7	H: 2 LOB: 0 BB: 0 P: 11	R: 0 E: 0 K: 0 S: 8	H: 0 LOB: 0 BB: 1 P: 13	R: 0 E: 0 K: 1 S: 8	H: 1 LOB: 0 BB: 0 P: 14	R: 2 E: 0 K: 2 S: 13	H: 3 LOB: 1 BB: 0 P: 16	R: 2 E: 0 K: 2 S: 21	H: 3 LOB: 2 BB: 1 P: 31	R: 0 E: 0 K: 1 S: 7	H: 0 LOB: 1 BB: 1 P: 15	R: 0 E: 0 K: 3 S: 9	H: 0 LOB: 0 BB: 0 P: 15	1B: 9 2B: 3 3B: 0 HR: 1	SF: 0 SAC: 0 DP: 2 HBP: 0	WP: 0 PB: 1 SB: 0 CS: 0	PA: 39																		
<b>PITCHER</b>	IP	WLS	BF	H	R	ER	SO	BB	IBB	HBP	BLK	WP	HR	S	P	ERA	WHIP	<b>PITCHER</b>				IP	WLS	BF	H	R	ER	SO	BB	IBB	HBP	BLK	WP	HR	S	P	ERA	WHIP
56 Mark Buehrle, L ERA: 3.76	5.2	L	31	13	7	7	3	3	0	0	0	0	0	68	108	11.12	2.824																					
57 Boone Logan, L ERA: 1.86	2.1		8	0	0	0	5	1	0	0	0	0	0	20	35	0.00	0.429																					





Batter	1	2	3	4	5	6	7	8	9	AB	R	H	RBI	BB	SO	LOB	TOP							
24 Grady Sizemore, L OBP: 0.365, SLG: 0.419 Todd Hollandsworth, L OBP: 0.286, SLG: 0.464	1-1 2B 1B		2-0 FC6-4 48 WP 1B	2-1 F7		4-0 2B 1B 1B	4-2 48 1B BB	0-0 2B		3	3	2	0	2	0	0								
Jason Michaels, R OBP: 0.315, SLG: 0.311	0-0 48 F9 2B FC5-2 1B		2-0 FC6-4 2B 1B		2-1 G6-3	3-1 2B 1B	3-2 48 1B HR	1-2 P3		6	1	4	2	0	0	1								
2 Johnny Perella, R OBP: 0.315, SLG: 0.378	0-1 FC5-2 1B		0-2 FC6-4 48 HR		2-2 1B 1B	3-2 1B 1B	0-1 F8		1-2 F8	6	1	3	1	0	0	5								
48 Travis Hafner, L OBP: 0.463, SLG: 0.703	1-0 F9		2-2 HR		1-3 K	1-0 G3-1	3-1 HR 1B		1-1 F8	6	2	2	4	0	1	6								
Casey Blake, R OBP: 0.441, SLG: 0.567	2-2 FC5-2 1B		1-2 3B		3-2 1B		BB HBP		1-2 F9	5	2	3	3	0	0	2								
Ben Broussard, L OBP: 0.450, SLG: 0.662	1-3 K		1-0 G3		2-2 G4-3		BB K			4	1	0	0	1	2	5								
Ronnie Belliard, R OBP: 0.306, SLG: 0.340 Ramón Vázquez, L OBP: 0.217, SLG: 0.190		2-0 G5-3	2-1 G6-3			2-1 G5-3	BB 1B			5	1	1	1	0	0	1								
Aaron Boone, R OBP: 0.314, SLG: 0.396	0-1 F8			1-2 L6		0-1 1B 2B	4-1 24 BB 10 1B BB	2-1 F8		4	2	1	0	1	0	0								
10 Kelly Shoppach, R OBP: 0.417, SLG: 0.300	1-2 F8			1-3 K		2-1 L5	2-1 1B 48 BB 1B	3-2 G6-3		5	1	1	2	0	1	1								
<b>Inning Stats</b>	R: 1 E: 0 K: 1 S: 12	H: 3 LOB: 2 BB: 0 P: 17	R: 0 E: 0 K: 0 S: 8	H: 0 LOB: 0 BB: 0 P: 11	R: 3 E: 0 K: 0 S: 15	H: 4 LOB: 1 BB: 0 P: 25	R: 0 E: 0 K: 1 S: 10	H: 0 LOB: 0 BB: 0 P: 14	R: 0 E: 0 K: 1 S: 15	H: 2 LOB: 2 BB: 1 P: 25	R: 1 E: 0 K: 0 S: 12	H: 3 LOB: 3 BB: 1 P: 27	R: 9 E: 0 K: 1 S: 36	H: 5 LOB: 0 BB: 3 P: 64	R: 0 E: 0 K: 0 S: 9	H: 1 LOB: 1 BB: 0 P: 15	R: 0 E: 0 K: 0 S: 8	H: 0 LOB: 0 BB: 0 P: 11	1B: 13 2B: 2 HR: 2	SF: 0 SAC: 0 HBP: 1	WP: 1 PB: 0 SB: 0 CS: 0	PA: 50		
<b>PITCHER</b>	IP WLS BF H R ER SO BB IBB HBP BLK WP HR S P ERA WHIP	5.2 L 29 11 5 5 3 0 1 0 0 1 1 68 111 7.94 1.941	0.1 5 2 3 3 0 0 0 0 0 0 0 0 14 26 81.00 9.000	0.1 5 2 1 1 0 2 0 0 0 0 0 0 10 23 27.00 12.000	2.2 11 3 5 5 1 0 0 0 0 0 1 33 49 16.88 1.125																			

Cleveland Indians @ Oakland Athletics  
McAfee Coliseum, Oakland, CA  
Wed May 03 2006, 10:05 PM EDT  
Att: 18,248 - Partly Cloudy - 61 F

AB 45  
R 14  
H 18  
RBI 13  
BB 4  
SO 4  
LOB 21



Batter	1	2	3	4	5	6	7	8	9	AB	R	H	RBI	BB	SO	LOB	BOTTOM							
21 Mark Kotsay, L OBP: 0.349, SLG: 0.375 Marco Scutaro, R OBP: 0.300, SLG: 0.361	2-2 G3-6-3 1B		4-1 2B SF8 BB		2-2 1B		1-2 K			3	1	2	0	1	1	0								
Nick Swisher, S OBP: 0.393, SLG: 0.707	0-1 G3-6-3 1B		1-1 SF8 7 HR 2B		0-1 P6		3-1 F9			4	1	1	0	0	0	2								
3 Eric Chavez, L OBP: 0.394, SLG: 0.677 Antonio Perez, R	1-0 1B		0-1 P4		2-3 K		2-0 G5-3			3	0	1	0	0	1	3								
Frank Thomas, R OBP: 0.280, SLG: 0.386	1-0 F7		1-2 SF8		0-2 G5-3		3-2 K			3	0	0	1	0	1	2								
7 Bobby Crosby, R OBP: 0.268, SLG: 0.397		0-1 F8	3-2 HR		0-1 F8		1-2 G6-3			4	1	1	2	0	0	0								
29 Dan Johnson, L OBP: 0.266, SLG: 0.301		0-0 G4-3	1-1 F7		0-1 G4-3		0-0 F7			4	0	0	0	0	0	0								
23 Bobby Kielty, S OBP: 0.250, SLG: 0.182		0-1 1B 1B		0-0 G3		2-1 P6		2-2 1B		4	0	2	0	0	0	0								
Jason Kendall, R OBP: 0.337, SLG: 0.254		1-2 1B		0-2 F9			0-1 F9		2-1 G6-3	4	0	1	0	0	0	1								
14 Mark Ellis, R OBP: 0.258, SLG: 0.298		1-2 F8		0-3 K			1-2 G4-3			3	0	0	0	0	1	2								
<b>Inning Stats</b>	R: 0 E: 0 K: 0 S: 7	H: 2 LOB: 1 BB: 0 P: 11	R: 0 E: 0 K: 0 S: 11	H: 2 LOB: 2 BB: 0 P: 13	R: 3 E: 0 K: 0 S: 15	H: 2 LOB: 0 BB: 1 P: 25	R: 0 E: 0 K: 1 S: 9	H: 0 LOB: 0 BB: 0 P: 9	R: 0 E: 0 K: 0 S: 14	H: 1 LOB: 1 BB: 0 P: 18	R: 0 E: 0 K: 0 S: 6	H: 0 LOB: 0 BB: 0 P: 8	R: 0 E: 0 K: 1 S: 9	H: 0 LOB: 0 BB: 0 P: 11	R: 0 E: 0 K: 1 S: 6	H: 0 LOB: 0 BB: 0 P: 14	R: 0 E: 0 K: 0 S: 9	H: 1 LOB: 1 BB: 0 P: 14	1B: 6 2B: 1 HR: 1	SF: 1 SAC: 0 HBP: 0	WP: 0 PB: 0 SB: 0 CS: 0	PA: 35		
<b>PITCHER</b>	IP WLS BF H R ER SO BB IBB HBP BLK WP HR S P ERA WHIP	7.0 W 28 7 3 3 3 1 0 0 0 0 0 6 14 0.00 1.143	1.0 3 0 0 0 1 0 0 0 0 0 0 0 6 14 0.00 0.000	1.0 4 1 0 0 0 0 0 0 0 0 0 0 9 14 0.00 1.000																				

Cleveland Indians @ Oakland Athletics  
McAfee Coliseum, Oakland, CA  
Wed May 03 2006, 10:05 PM EDT  
Att: 18,248 - Partly Cloudy - 61 F

AB 33  
R 3  
H 8  
RBI 3  
BB 1  
SO 4  
LOB 10

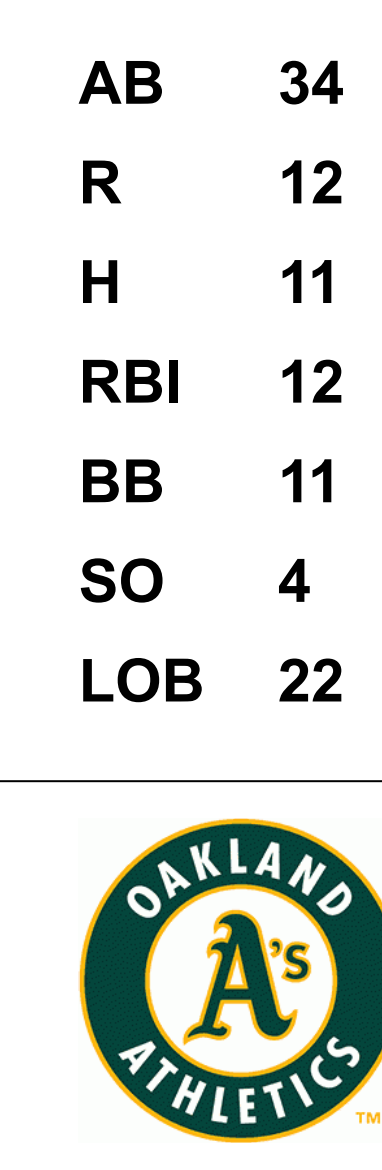




Batter	1	2	3	4	5	6	7	8	9	AB	R	H	RBI	BB	SO	LOB	TOP										
<b>24 Grady Sizemore, L</b> OBP: 0.366, SLG: 0.438 (1, 8)										4	1	1	1	0	0	3	<b>Cleveland Indians @ Oakland Athletics</b> McAfee Coliseum, Oakland, CA Thu May 04 2006, 3:35 PM EDT Att: 14,695 - Partly Cloudy - 64 F										
<b>Jason Michaels, R</b> OBP: 0.339, SLG: 0.308 (1, 7)										4	0	1	0	1	1	2											
<b>2 Jhonny Peralta, R</b> OBP: 0.328, SLG: 0.385 (1, 6) <b>Ramón Vázquez, L</b> OBP: 0.208, SLG: 0.182 (8, PH) (8, 6)										3	1	2	0	1	1	1											
<b>48 Travis Hafner, L</b> OBP: 0.461, SLG: 0.714 (1, 10)										4	1	1	1	1	2	5											
<b>41 Victor Martínez, S</b> OBP: 0.455, SLG: 0.623 (1, 2)										5	0	2	0	0	0	2											
<b>Ben Broussard, L</b> OBP: 0.447, SLG: 0.646 (1, 3)										5	1	2	0	0	1	4											
<b>Ronnie Belliard, R</b> OBP: 0.319, SLG: 0.352 (1, 4)										5	0	3	1	0	1	3											
<b>Aaron Boone, R</b> OBP: 0.312, SLG: 0.390 (1, 5)										4	0	1	0	0	1	6											
<b>Casey Blake, R</b> OBP: 0.439, SLG: 0.560 (1, 9) <b>Todd Hollandsworth, L</b> OBP: 0.276, SLG: 0.448 (8, PH) (8, 9)										3	0	1	1	0	2	3											
<b>Inning Stats</b>	R: 0 E: 0 K: 0 S: 12	H: 0 LOB: 1 BB: 1 P: 22	R: 0 E: 0 K: 1 S: 10	H: 2 LOB: 2 BB: 0 P: 13	R: 0 E: 0 K: 2 S: 11	H: 0 LOB: 1 BB: 1 P: 19	R: 1 E: 0 K: 0 S: 14	H: 3 LOB: 2 BB: 0 P: 21	R: 0 E: 0 K: 1 S: 9	H: 1 LOB: 1 BB: 0 P: 12	R: 1 E: 0 K: 1 S: 15	H: 3 LOB: 2 BB: 1 P: 26	R: 1 E: 0 K: 1 S: 8	H: 1 LOB: 0 BB: 0 P: 15	R: 1 E: 0 K: 1 S: 11	H: 1 LOB: 0 BB: 0 P: 16	1B: 12 2B: 1 3B: 0 HR: 2	SF: 0 SAC: 0 DP: 2 HBP: 1	WP: 0 PB: 0 SB: 0 CS: 0	PA: 43							
<b>PITCHER</b>	IP	WLS	BF	H	R	ER	SO	BB	IBB	HBP	BLK	WP	HR	S	P	ERA	WHIP										
<b>Kirk Saarloos, R</b> ERA: 4.26 (1, 1)	5.0	W	25	8	1	1	5	2	0	1	0	0	0	63	96	1.80	2.000										
<b>57 Chad Gaudin, R</b> ERA: 4.7 (6, 1)	4.0	S	18	6	3	3	4	1	0	0	0	0	2	43	69	6.75	1.750										

Batter	1	2	3	4	5	6	7	8	9	AB	R	H	RBI	BB	SO	LOB	BOTTOM										
<b>14 Mark Ellis, R</b> OBP: 0.286, SLG: 0.302 (1, 4) <b>Marco Scutaro, R</b> OBP: 0.293, SLG: 0.351 (8, PH) (9, 4)										2	3	1	0	3	0	2	<b>Cleveland Indians @ Oakland Athletics</b> McAfee Coliseum, Oakland, CA Thu May 04 2006, 3:35 PM EDT Att: 14,695 - Partly Cloudy - 64 F										
<b>Nick Swisher, S</b> OBP: 0.420, SLG: 0.734 (1, 7)										2	3	2	3	3	0	0											
<b>21 Mark Kotsay, L</b> OBP: 0.351, SLG: 0.370 (1, 8)										4	1	1	2	1	0	5											
<b>3 Eric Chavez, L</b> OBP: 0.395, SLG: 0.680 (1, 5)										4	1	2	3	0	1	0											
<b>7 Bobby Crosby, R</b> OBP: 0.264, SLG: 0.398 (1, 6)										5	0	1	1	0	1	3											
<b>29 Dan Johnson, L</b> OBP: 0.264, SLG: 0.295 (1, 3)										5	0	1	1	0	0	4											
<b>Jay Payton, R</b> OBP: 0.228, SLG: 0.250 (1, 9)										3	2	1	0	2	0	2											
<b>17 Adam Melhuse, S</b> OBP: 0.348, SLG: 0.333 (1, 2)										4	1	2	2	1	1	2											
<b>23 Bobby Kielty, S</b> OBP: 0.235, SLG: 0.133 (1, 10)										4	1	0	0	1	0	4											
<b>Inning Stats</b>	R: 5 E: 0 K: 0 S: 20	H: 4 LOB: 1 BB: 2 P: 35	R: 2 E: 0 K: 0 S: 13	H: 2 LOB: 1 BB: 1 P: 20	R: 2 E: 0 K: 0 S: 11	H: 2 LOB: 1 BB: 1 P: 21	R: 0 E: 0 K: 2 S: 8	H: 0 LOB: 0 BB: 0 P: 10	R: 0 E: 0 K: 1 S: 10	H: 1 LOB: 2 BB: 2 P: 21	R: 0 E: 0 K: 1 S: 10	H: 1 LOB: 2 BB: 1 P: 16	R: 3 E: 0 K: 0 S: 12	H: 1 LOB: 2 BB: 4 P: 32	R: 0 E: 0 K: 1 S: 12	H: 0 LOB: 0 BB: 0 P: 19	1B: 5 2B: 6 3B: 0 HR: 0	SF: 1 SAC: 0 DP: 0 HBP: 0	WP: 1 PB: 0 SB: 0 CS: 0	PA: 46							
<b>PITCHER</b>	IP	WLS	BF	H	R	ER	SO	BB	IBB	HBP	BLK	WP	HR	S	P	ERA	WHIP										
<b>Jason Johnson, R</b> ERA: 5.08 (1, 1)	2.0	L	15	6	7	7	0	3	0	0	0	1	0	29	52	6.00	2.000										
<b>Jeremy Guthrie, R</b> ERA: 5.09 (3, 1)	3.0		15	3	2	2	2	3	0	0	0	0	0	10	16	0.00	2.000										
<b>Scott Sauerbeck, L</b> ERA: 3.38 (6, 1)	1.0		5	1	0	0	1	1	0	0	0	0	0	12	32	27.00	5.000										
<b>Guillermo Mota, R</b> ERA: 6.0 (7, 1)	1.0		8	1	3	3	0	4	0	0	0	0	0	12	19	0.00	0.000										
<b>Bob Wickman, R</b> ERA: 4.5 (8, 1)	1.0		3	0	0	0	1	0	0	0	0	0	0	12	19	0.00	0.000										

AB 39  
R 4  
H 14  
RBI 4  
BB 3  
SO 9  
LOB 29









Batter	1	2	3	4	5	6	7	8	9	AB R H RBI BB SO LOB	TOP											
24 Grady Sizemore, L (1, 8) OBP: 0.364, SLG: 0.444	2-2 HR		0-0 G1-4-3			2-2 F7			0-2 G4-3	4 1 1 1 0 0 0	<b>Cleveland Indians @ Seattle Mariners</b> Safeco Field, Seattle, WA Sat May 06 2006, 6:05 PM PDT Att: 28,672 - Cloudy - 57 F											
Jason Michaels, R (1, 7) OBP: 0.339, SLG: 0.339	2-2 G6-3		2-3 K			1-2 G5-3			4-2 BB	3 0 0 0 1 1 0												
2 Johnny Perella, R (1, 10) OBP: 0.329, SLG: 0.385	2-2 F7			1-3 K			0-2 L7		2-3 K	4 0 0 0 0 2 1												
41 Victor Martinez, S (1, 2) OBP: 0.442, SLG: 0.596	2-0 1B			0-3 K			1-0 G3			3 0 1 0 0 1 0												
Ben Broussard, L (1, 3) OBP: 0.444, SLG: 0.639	0-1 G3			0-1 G4-3			2-3 K			3 0 0 0 0 1 1												
Casey Blake, R (1, 9) OBP: 0.444, SLG: 0.563		3-2 G1-6-3 1B			3-3 K			2-1 G5-4-3 1B		3 0 2 0 0 1 0												
Ronnie Belliard, R (1, 4) OBP: 0.314, SLG: 0.339		0-1 L7			1-2 L8			1-0 G5-4-3 1-2		3 0 0 0 0 0 2												
Ramón Vázquez, L (1, 6) OBP: 0.185, SLG: 0.160		0-1 G1-6-3 1-2			1-1 F7			1-2 F8		3 0 0 0 0 0 1												
Aaron Boone, R (1, 5) OBP: 0.319, SLG: 0.390			0-1 L5			2-3 K		1-2 G3		3 0 0 0 0 1 0												
<b>Inning Stats</b>	R: 1 E: 0 K: 0 S: 14	H: 2 LOB: 1 BB: 0 P: 22	R: 0 E: 0 K: 0 S: 7	H: 1 LOB: 0 BB: 0 P: 10	R: 0 E: 0 K: 1 S: 6	H: 0 LOB: 0 BB: 0 P: 8	R: 0 E: 0 K: 2 S: 8	H: 0 LOB: 0 BB: 0 P: 9	R: 0 E: 0 K: 1 S: 8	H: 0 LOB: 0 BB: 0 P: 13	R: 0 E: 0 K: 1 S: 11	H: 0 LOB: 0 BB: 0 P: 16	R: 0 E: 0 K: 1 S: 8	H: 0 LOB: 0 BB: 0 P: 11	R: 0 E: 0 K: 0 S: 7	H: 1 LOB: 0 BB: 0 P: 11	R: 0 E: 0 K: 1 S: 12	H: 0 LOB: 1 BB: 1 P: 19	1B: 3 2B: 0 3B: 0 HR: 1	SF: 0 SAC: 0 DP: 2 HBP: 0	WP: 0 PB: 0 SB: 0 CS: 0	PA: 30
<b>PITCHER</b>	IP WLS BF H R ER SO BB IBB HBP BLK WP HR S P ERA WHIP											<b>PITCHER</b>	IP WLS BF H R ER SO BB IBB HBP BLK WP HR S P ERA WHIP									
Joel Pineiro, R (1, 1) ERA: 3.72	8.0 W 26 4 1 1 6 0 0 0 0 0 1 69 100 1.12 0.500											20 J.J. Putz, R (9, 1) ERA: 2.16	1.0 S 4 0 0 0 1 1 0 0 0 0 0 12 19 0.00 1.000									

Batter	1	2	3	4	5	6	7	8	9	AB R H RBI BB SO LOB	BOTTOM									
51 Ichiro Suzuki, L (1, 9) OBP: 0.329, SLG: 0.346	2-2 BB HBP		0-1 G4-3	4-2 BB			1-1 2B 1B			2 1 1 0 1 0 0	<b>Cleveland Indians @ Seattle Mariners</b> Safeco Field, Seattle, WA Sat May 06 2006, 6:05 PM PDT Att: 28,672 - Cloudy - 57 F									
16 Willie Bloomquist, R (1, 8) OBP: 0.317, SLG: 0.316	2-2 F8		0-1 P3	0-1 F9			2-0 P4			4 0 0 0 0 0 4										
Raul Ibanez, L (1, 7) OBP: 0.364, SLG: 0.508	1 SAFE L4		1-2 G4-3		3-2 F8		2-2 1H 2B			4 0 1 1 0 0 1										
Richie Sexson, R (1, 3) OBP: 0.289, SLG: 0.351	4-1 BB 1 SAFE			2-1 1B 2B	2-2 G6-3		0-3 K			3 1 1 0 1 1 1										
Carl Everett, S (1, 10) OBP: 0.328, SLG: 0.404	1-3 K			1-1 1-2 2B	1-1 F8			3-2 F8		4 1 1 0 0 1 2										
29 Adrian Beltré, R (1, 5) OBP: 0.297, SLG: 0.281		0-2 G6-3		0-0 1H 2H 2B		0-0 F9		2-2 L4		4 1 1 2 0 0 0										
2 Kenji Johjima, R (1, 2) OBP: 0.336, SLG: 0.417		0-2 P6		1-2 SH2-4 2H 1B		1-0 F9		3-2 G1-3		4 0 1 1 0 0 0										
4 Jose Lopez, R (1, 4) OBP: 0.306, SLG: 0.473		1-1 1B		0-0 SH2-4		3-2 L8				2 0 1 0 0 0 0										
7 Yuniesky Betancourt, R (1, 6) OBP: 0.257, SLG: 0.360		0-2 F9		0-0 F7			1-1 P4			3 0 0 0 0 0 2										
<b>Inning Stats</b>	R: 0 E: 0 K: 1 S: 12	H: 0 LOB: 2 BB: 1 P: 21	R: 0 E: 0 K: 0 S: 11	H: 1 LOB: 1 BB: 0 P: 12	R: 0 E: 0 K: 0 S: 8	H: 0 LOB: 0 BB: 0 P: 9	R: 3 E: 0 K: 0 S: 14	H: 4 LOB: 2 BB: 1 P: 22	R: 0 E: 0 K: 0 S: 10	H: 0 LOB: 0 BB: 0 P: 16	R: 0 E: 0 K: 0 S: 6	H: 0 LOB: 0 BB: 0 P: 10	R: 1 E: 0 K: 1 S: 15	H: 2 LOB: 1 BB: 0 P: 21	R: 0 E: 0 K: 0 S: 11	H: 0 LOB: 0 BB: 0 P: 19	1B: 5 2B: 2 3B: 0 HR: 0	SF: 0 SAC: 1 DP: 0 HBP: 1	WP: 0 PB: 0 SB: 0 CS: 0	PA: 34
<b>PITCHER</b>	IP WLS BF H R ER SO BB IBB HBP BLK WP HR S P ERA WHIP											<b>PITCHER</b>	IP WLS BF H R ER SO BB IBB HBP BLK WP HR S P ERA WHIP							
31 Cliff Lee, L (1, 1) ERA: 3.64	6.2 L 30 7 4 4 1 2 0 0 1 0 0 73 108 5.40 1.350											Fernando Cabrera, R (7, 1) ERA: 11.42	1.1 4 0 0 0 1 0 0 0 0 0 14 22 0.00 0.000							



Batter	1	2	3	4	5	6	7	8	9	AB	R	H	RBI	BB	SO	LOB	TOP																					
24 Grady Sizemore, L OBP: 0.361, SLG: 0.442	G3-1		SF7					K		3	0	1	1	0	1	1	Cleveland Indians @ Seattle Mariners Safeco Field, Seattle, WA Sun May 07 2006, 1:05 PM PDT Att: 35,573 - Cloudy - 55 F																					
Jason Michaels, R OBP: 0.336, SLG: 0.331	P4		P3					K		3	0	0	0	1	1	2																						
2 Jhonny Peralta, R OBP: 0.320, SLG: 0.373	K			P4				K		4	0	0	0	0	2	3																						
48 Travis Hafner, L OBP: 0.453, SLG: 0.679		G3		P6				K		3	1	0	0	1	1	0																						
41 Victor Martinez, S OBP: 0.429, SLG: 0.576		P3		G6-3				F9		4	0	0	0	0	0	1																						
Eduardo Perez, R OBP: 0.360, SLG: 0.689 Ben Broussard, L OBP: 0.440, SLG: 0.631		G1-3			F9			G6-3		3	0	0	0	0	0	1																						
Ronnie Belliard, R OBP: 0.323, SLG: 0.357					F9					3	1	2	1	0	0	0																						
Aaron Boone, R OBP: 0.311, SLG: 0.380				P6						3	0	0	0	0	1	2																						
Casey Blake, R OBP: 0.450, SLG: 0.562										2	0	1	0	1	0	0																						
<b>Inning Stats</b>	R: 0 E: 0 K: 1 S: 11	H: 0 LOB: 0 BB: 0 P: 18	R: 0 E: 0 K: 0 S: 11	H: 0 LOB: 0 BB: 0 P: 17	R: 1 E: 0 K: 0 S: 10	H: 2 LOB: 1 BB: 0 P: 15	R: 0 E: 0 K: 0 S: 6	H: 0 LOB: 0 BB: 0 P: 11	R: 0 E: 0 K: 1 S: 11	H: 0 LOB: 0 BB: 0 P: 14	R: 0 E: 0 K: 0 S: 5	H: 1 LOB: 1 BB: 1 P: 12	R: 1 E: 0 K: 0 S: 12	H: 1 LOB: 1 BB: 1 P: 22	R: 0 E: 0 K: 3 S: 13	H: 0 LOB: 1 BB: 1 P: 20	R: 0 E: 0 K: 1 S: 7	H: 0 LOB: 0 BB: 0 P: 11	1B: 3 2B: 1 3B: 0 HR: 0	SF: 1 SAC: 0 DP: 1 HBP: 0	WP: 0 PB: 0 SB: 1 CS: 0	PA: 33																
<b>PITCHER</b>	IP	WLS	BF	H	R	ER	SO	BB	IBB	HBP	BLK	WP	HR	S	P	ERA	WHIP	<b>PITCHER</b>				IP	WLS	BF	H	R	ER	SO	BB	IBB	HBP	BLK	WP	HR	S	P	ERA	WHIP
56 Jarrod Washburn, L ERA: 3.61	7.0	L	26	4	2	2	2	2	0	0	0	0	0	66	109	2.57	0.857					7.0	L	26	4	2	2	2	2	0	0	0	0	0	66	109	2.57	0.857
Rafael Soriano, R ERA: 3.09	1.0		4	0	0	0	3	1	0	0	0	0	0	13	20	0.00	1.000					1.0		4	0	0	0	3	1	0	0	0	0	13	20	0.00	1.000	
George Sherrill, L ERA: 3.72	1.0		3	0	0	0	1	0	0	0	0	0	0	7	11	0.00	0.000					1.0		3	0	0	0	1	0	0	0	0	7	11	0.00	0.000		

Batter	1	2	3	4	5	6	7	8	9	AB	R	H	RBI	BB	SO	LOB	BOTTOM																					
51 Ichiro Suzuki, L OBP: 0.333, SLG: 0.350	G6-3		FC6-4		G6-3			P5		4	0	2	0	0	0	1	Cleveland Indians @ Seattle Mariners Safeco Field, Seattle, WA Sun May 07 2006, 1:05 PM PDT Att: 35,573 - Cloudy - 55 F																					
16 Willie Bloomquist, R OBP: 0.311, SLG: 0.310	F9		FC6-4							4	0	1	0	0	0	2																						
Raul Ibanez, L OBP: 0.361, SLG: 0.500	G6-3							F8		4	0	1	0	0	1	2																						
Richie Sexson, R OBP: 0.280, SLG: 0.339	K									4	0	0	0	0	1	2																						
Carl Everett, S OBP: 0.333, SLG: 0.407		F7						F7		4	0	2	0	0	0	1																						
29 Adrian Beltré, R OBP: 0.295, SLG: 0.280		K								4	0	1	0	0	1	1																						
2 Kenji Johjima, R OBP: 0.333, SLG: 0.410		P4								4	0	1	0	0	0	2																						
4 Jose Lopez, R OBP: 0.307, SLG: 0.470										3	0	1	0	0	0	0																						
7 Yuniesky Betancourt, R OBP: 0.250, SLG: 0.350										3	0	0	0	0	1	1																						
<b>Inning Stats</b>	R: 0 E: 0 K: 1 S: 10	H: 1 LOB: 1 BB: 0 P: 17	R: 0 E: 0 K: 1 S: 6	H: 0 LOB: 0 BB: 0 P: 7	R: 0 E: 0 K: 0 S: 11	H: 1 LOB: 1 BB: 0 P: 14	R: 0 E: 0 K: 1 S: 11	H: 1 LOB: 1 BB: 0 P: 17	R: 0 E: 0 K: 0 S: 9	H: 2 LOB: 1 BB: 0 P: 11	R: 0 E: 0 K: 0 S: 12	H: 1 LOB: 1 BB: 0 P: 15	R: 0 E: 0 K: 0 S: 7	H: 0 LOB: 0 BB: 0 P: 10	R: 0 E: 0 K: 0 S: 9	H: 1 LOB: 1 BB: 0 P: 14	R: 0 E: 0 K: 0 S: 9	H: 2 LOB: 1 BB: 0 P: 16	1B: 9 2B: 0 3B: 0 HR: 0	SF: 0 SAC: 0 DP: 1 HBP: 0	WP: 0 PB: 0 SB: 1 CS: 0	PA: 34																
<b>PITCHER</b>	IP	WLS	BF	H	R	ER	SO	BB	IBB	HBP	BLK	WP	HR	S	P	ERA	WHIP	<b>PITCHER</b>				IP	WLS	BF	H	R	ER	SO	BB	IBB	HBP	BLK	WP	HR	S	P	ERA	WHIP
CC Sabathia, L ERA: 2.35	8.0	W	30	7	0	0	4	0	0	0	0	0	0	75	105	0.00	0.875					8.0	W	30	7	0	0	0	4	0	0	0	0	75	105	0.00	0.875	
Bob Wickman, R ERA: 4.0	1.0	S	4	2	0	0	0	0	0	0	0	0	0	9	16	0.00	2.000					1.0	S	4	2	0	0	0	0	0	0	9	16	0.00	2.000			



Batter	1	2	3	4	5	6	7	8	9	AB	R	H	RBI	BB	SO	LOB	TOP										
24 Grady Sizemore, L (1, 8) OBP: 0.363, SLG: 0.476	1-2 G6-3 3B		1-0 F9	0-0 F7			2-2 G3-1		0-1 HR	5	2	2	1	0	0	3											
Jason Michaels, R (1, 7) OBP: 0.331, SLG: 0.325	0-1 G6-3		0-0 2 BB 1B		3-2 F9		1-2 L3		1-2 K	5	0	1	1	0	1	1											
2 Jhonny Peralla, R (1, 6) OBP: 0.322, SLG: 0.370 Ramón Vázquez, L (9, PR) OBP: 0.185, SLG: 0.160	2-2 G5-3		4-0 1-2 BB		0-3 K		1-1 G5-3		2-2 4B BB 1B	4	0	1	0	1	1	1											
48 Travis Hafner, L (1, 10) OBP: 0.458, SLG: 0.681	2-1 G6-3		1-1 G4-3		2-2 1B			3-1 41 F7 2B	4-0 1-2 BB	4	0	2	0	1	0	2											
41 Victor Martínez, S (1, 2) OBP: 0.420, SLG: 0.569		1-1 G1-3		0-2 1B SF7 2B		2-1 G3		0-1 F7	0-0 P5	5	1	1	0	0	0	4											
Ben Broussard, L (1, 3) OBP: 0.447, SLG: 0.628 Eduardo Perez, R (8, PH) OBP: 0.353, SLG: 0.674	4-0 FC6-4 BB		0-0 SF7 WP 1B		0-0 G4-3			2-3 K		2	0	1	0	1	0	0											
Ronnie Belliard, R (1, 4) OBP: 0.328, SLG: 0.350	1-2 FC6-4		4-2 1-2 BB		2-2 G4-3			4-2 BB		2	0	0	0	2	0	1											
Aaron Boone, R (1, 5) OBP: 0.301, SLG: 0.366	2-2 F7		0-0 L4		2-0 G5-3			1-2 P6		4	0	0	0	0	0	6											
Casey Blake, R (1, 9) OBP: 0.444, SLG: 0.565			2-1 G6-3		2-2 SF7		1-1 24 G3-1 2B		0-3 K	3	0	1	1	0	1	0											
<b>Inning Stats</b>	R: 1 E: 0 K: 0 S: 12	H: 1 LOB: 0 BB: 0 P: 17	R: 0 E: 0 K: 0 S: 10	H: 0 LOB: 1 BB: 1 P: 18	R: 0 E: 0 K: 0 S: 6	H: 1 LOB: 2 BB: 1 P: 14	R: 0 E: 0 K: 0 S: 12	H: 1 LOB: 2 BB: 0 P: 21	R: 0 E: 0 K: 0 S: 5	H: 0 LOB: 0 BB: 0 P: 9	R: 0 E: 0 K: 0 S: 10	H: 1 LOB: 1 BB: 0 P: 15	R: 0 E: 0 K: 1 S: 13	H: 1 LOB: 2 BB: 1 P: 23	R: 1 E: 0 K: 2 S: 12	H: 2 LOB: 2 BB: 1 P: 19	1B: 4 2B: 3 HR: 1	SF: 1 SAC: 0 DP: 0 HBP: 0	WP: 1 PB: 0 SB: 0 CS: 0	PA: 41							
<b>PITCHER</b>	IP	WLS	BF	H	R	ER	SO	BB	IBB	HBP	BLK	WP	HR	S	P	ERA	WHIP										
Denny Bautista, R (1, 1) ERA: 4.5	3.0		16	4	2	2	0	3	0	0	0	1	0	35	60	6.00	2.333										
Mike Wood, R (4, 1) ERA: 2.79	4.1	W	16	3	0	0	1	0	0	0	0	0	0	38	59	0.00	0.692										
Andrew Sisco, L (8, 1) ERA: 7.71	0.1	H	1	0	0	0	1	0	0	0	0	0	0	3	5	0.00	0.000										
Ambiorix Burgos, R (8, 1) ERA: 3.88	1.1	S	8	2	1	1	2	2	0	0	0	0	1	18	30	6.75	3.000										

Cleveland Indians @ Kansas City Royals  
Kauffman Stadium, Kansas City, MO

Mon May 08 2006, 7:10 PM CDT  
Att: 9,114 - Cloudy - 69 F

AB 35  
R 3  
H 9  
RBI 3  
BB 5  
SO 4  
LOB 19



Batter	1	2	3	4	5	6	7	8	9	AB	R	H	RBI	BB	SO	LOB	BOTTOM										
Esteban German, R (1, 8) OBP: 0.533, SLG: 0.474	4-2 15 2B 1B		0-1 F8		3-2 E 15 1B SF8		0-0 15 G5-3 1B			3	2	2	0	1	0	1											
15 Mark Grudzielanek, R (1, 4) OBP: 0.327, SLG: 0.399	1-1 1B		1-1 F9		0-0 SF8 E FC3-2 1B		1-1 G5-3			4	1	2	0	0	0	2											
Doug Mientkiewicz, L (1, 3) OBP: 0.320, SLG: 0.348	1-2 1B		0-2 1B		0-0 FC1 FC3-2		4-0 1B			3	0	2	2	1	0	2											
Emil Brown, R (1, 7) OBP: 0.293, SLG: 0.360	0-1 G6-3		1-1 P4		1-2 SF8		1-1 F8			3	0	0	1	0	0	4											
Matt Stairs, L (1, 10) OBP: 0.300, SLG: 0.314	3-2 F8		1-0 F8		1-2 FC3-2		1-2 F7			4	0	0	0	0	0	4											
Tony Graffanino, R (1, 5) OBP: 0.284, SLG: 0.347		3-2 G3		0-0 G3 1B		1-2 P2		4-1 4 G5-4-3 BB		3	0	1	0	1	0	2											
Aaron Guiel, L (1, 9) OBP: 0.133, SLG: 0.143	2-1 F8		1-2 G3		1-0 P6			0-3 K		4	0	0	0	0	1	2											
4 Angel Berroa, R (1, 6) OBP: 0.239, SLG: 0.315	1-1 G3-1		1-2 G6-3		0-0 F7			0-1 G5-4-3		4	0	0	0	0	0	2											
14 John Buck, R (1, 2) OBP: 0.284, SLG: 0.367			0-1 1B		2-0 HR		0-0 G6-3			3	1	2	1	0	0	0											
<b>Inning Stats</b>	R: 2 E: 0 K: 0 S: 13	H: 2 LOB: 0 BB: 1 P: 22	R: 0 E: 0 K: 0 S: 7	H: 0 LOB: 0 BB: 0 P: 13	R: 0 E: 0 K: 0 S: 11	H: 2 LOB: 2 BB: 0 P: 13	R: 0 E: 0 K: 0 S: 8	H: 1 LOB: 1 BB: 0 P: 11	R: 2 E: 1 K: 0 S: 17	H: 3 LOB: 2 BB: 0 P: 25	R: 0 E: 0 K: 0 S: 3	H: 0 LOB: 0 BB: 0 P: 4	R: 0 E: 0 K: 0 S: 9	H: 1 LOB: 2 BB: 1 P: 15	R: 0 E: 0 K: 1 S: 6	H: 0 LOB: 0 BB: 1 P: 10	1B: 7 2B: 1 3B: 0 HR: 1	SF: 1 SAC: 0 DP: 1 HBP: 0	WP: 0 PB: 0 SB: 0 CS: 0	PA: 35							
<b>PITCHER</b>	IP	WLS	BF	H	R	ER	SO	BB	IBB	HBP	BLK	WP	HR	S	P	ERA	WHIP										
Paul Byrd, R (1, 1) ERA: 6.52	7.0	L	32	9	4	3	0	1	1	0	0	0	0	68	103	3.86	1.429										
Fernando Cabrera, R (8, 1) ERA: 10.24	1.0		3	0	0	0	1	1	0	0	0	0	0	6	10	0.00	1.000										

Cleveland Indians @ Kansas City Royals  
Kauffman Stadium, Kansas City, MO

Mon May 08 2006, 7:10 PM CDT  
Att: 9,114 - Cloudy - 69 F

AB 31  
R 4  
H 9  
RBI 4  
BB 3  
SO 1  
LOB 19









Batter	1	2	3	4	5	6	7	8	9	AB	R	H	RBI	BB	SO	LOB	TOP			
24 Grady Sizemore, L OBP: 0.363, SLG: 0.484	4-2 S 2B BB	2-2 F9			2-1 F8		1-0 G3	1-2 BLK 1B		4	1	1	1	1	0	0	Cleveland Indians @ Kansas City Royals Kauffman Stadium, Kansas City, MO Wed May 10 2006, 1:10 PM CDT Att: 24,471 - Cloudy - 59 F			
Jason Michaels, R OBP: 0.342, SLG: 0.341	2-2 2 HR 2B		1-0 F9		1-2 F8		1-1 2 1B	3-3 K		5	1	2	1	0	1	1				
2 Johnny Peralta, R OBP: 0.340, SLG: 0.385	2-1 2H HR		4-1 BB		1-0 G5-3		2-3 K		2-2 G5-3	4	1	1	2	1	1	1				
48 Travis Hafner, L OBP: 0.434, SLG: 0.651	3-1 G3		1-0 P6		1-1 P5		0-3 K		1-1 F7	5	0	0	0	0	1	2				
Casey Blake, R OBP: 0.440, SLG: 0.573	3-2 P4		2-3 K		3-2 HR		4-2 SH1-3 1B WP BB		1-2 G6-3	4	2	1	1	1	1	1				
Ben Broussard, L OBP: 0.459, SLG: 0.644	2-0 2B		2-2 F7		3-2 1B 1B		3-2 WP SH1-3 1B			4	2	3	0	0	0	0				
Ronnie Belliard, R OBP: 0.331, SLG: 0.352	2-3 K		1-0 L7		0-0 1B 1B		0-0 SH1-3		1-2 2-3	3	0	1	0	0	1	1				
Ramón Vázquez, L OBP: 0.226, SLG: 0.179		1-3 K		0-0 P5		1-0 1B	4-2 24 1B BLK BB			3	1	1	1	1	1	0				
10 Kelly Shoppach, R OBP: 0.333, SLG: 0.231		0-0 G5-3		0-2 K		0-3 K		0-3 K		3	0	0	0	0	2	2				
41 Victor Martínez, S OBP: 0.410, SLG: 0.550										1	0	0	0	0	1	2				
<b>Inning Stats</b>	R: 3 E: 0 K: 1 S: 19	H: 3 LOB: 1 BB: 1 P: 37	R: 0 E: 0 K: 1 S: 7	H: 0 LOB: 0 BB: 0 P: 10	R: 0 E: 0 K: 1 S: 7	H: 0 LOB: 1 BB: 1 P: 15	R: 0 E: 0 K: 0 S: 7	H: 0 LOB: 0 BB: 0 P: 10	R: 0 E: 0 K: 1 S: 8	H: 4 LOB: 2 BB: 0 P: 11	R: 0 E: 0 K: 2 S: 9	H: 1 LOB: 1 BB: 0 P: 13	R: 3 E: 0 K: 2 S: 18	H: 2 LOB: 1 BB: 2 P: 33	R: 0 E: 0 K: 0 S: 8	H: 0 LOB: 0 BB: 0 P: 12	1B: 6 2B: 2 3B: 0 HR: 2	SF: 0 SAC: 1 DP: 0 HBP: 0	WP: 1 PB: 0 SB: 2 CS: 0	PA: 41
<b>PITCHER</b>	IP WLS BF H R ER SO BB IBB HBP BLK WP HR S P ERA WHIP	IP WLS BF H R ER SO BB IBB HBP BLK WP HR S P ERA WHIP	IP WLS BF H R ER SO BB IBB HBP BLK WP HR S P ERA WHIP	IP WLS BF H R ER SO BB IBB HBP BLK WP HR S P ERA WHIP	IP WLS BF H R ER SO BB IBB HBP BLK WP HR S P ERA WHIP	IP WLS BF H R ER SO BB IBB HBP BLK WP HR S P ERA WHIP	IP WLS BF H R ER SO BB IBB HBP BLK WP HR S P ERA WHIP	IP WLS BF H R ER SO BB IBB HBP BLK WP HR S P ERA WHIP	IP WLS BF H R ER SO BB IBB HBP BLK WP HR S P ERA WHIP	IP WLS BF H R ER SO BB IBB HBP BLK WP HR S P ERA WHIP	IP WLS BF H R ER SO BB IBB HBP BLK WP HR S P ERA WHIP	IP WLS BF H R ER SO BB IBB HBP BLK WP HR S P ERA WHIP	IP WLS BF H R ER SO BB IBB HBP BLK WP HR S P ERA WHIP	IP WLS BF H R ER SO BB IBB HBP BLK WP HR S P ERA WHIP	IP WLS BF H R ER SO BB IBB HBP BLK WP HR S P ERA WHIP	IP WLS BF H R ER SO BB IBB HBP BLK WP HR S P ERA WHIP	IP WLS BF H R ER SO BB IBB HBP BLK WP HR S P ERA WHIP			

AB	36
R	8
H	10
RBI	6
BB	4
SO	9
LOB	10



Batter	1	2	3	4	5	6	7	8	9	AB	R	H	RBI	BB	SO	LOB	BOTTOM			
Kerry Robinson, L OBP: 0.293, SLG: 0.390	1-1 G6-3		0-2 G3-1		0-0 SH5-4	2-1 3B		3-3 K		4	0	1	2	0	1	0	Cleveland Indians @ Kansas City Royals Kauffman Stadium, Kansas City, MO Wed May 10 2006, 1:10 PM CDT Att: 24,471 - Cloudy - 59 F			
Esteban German, R OBP: 0.453, SLG: 0.391	2-1 G4-3		2-2 G6-3		2-1 G4-3	2-1 F9				4	0	0	1	0	0	2				
Doug Mientkiewicz, L OBP: 0.321, SLG: 0.337	1-1 G1-3			4-2 E BB	3-3 1B		2-2 K			3	1	1	1	1	1	0				
Matt Stairs, L OBP: 0.286, SLG: 0.318		2-2 F8		3-1 E4 G4-3 2B	0-0 G1-3		2-3 K			4	1	1	1	0	1	1				
Emil Brown, R OBP: 0.292, SLG: 0.365		0-0 2B 2B		2-1 G4-3		2-2 G6-3	1-0 F8			4	1	1	1	0	0	0				
Aaron Cuello, L OBP: 0.250, SLG: 0.522		0-1 P4		1-3 K		0-0 4 1B 1B		3-1 HR		4	2	2	1	0	1	1				
Tony Graffanino, R OBP: 0.290, SLG: 0.397		1-1 2B		3-2 K		2-0 F8		1-1 G6-3		4	0	1	1	0	1	1				
4 Angel Berroa, R OBP: 0.265, SLG: 0.357		1-3 K			2-0 SH5-4 1B G4-3 1B	1-2 E 3B 1B		1-0 HR		4	3	3	1	0	1	1				
Paul Bako, L OBP: 0.200, SLG: 0.176			1-1 L1		0-0 G4-3 1B SH5-4 1B	1-3 E8 3B 1B		2-0 G6-3		4	2	2	1	0	0	0				
<b>Inning Stats</b>	R: 0 E: 0 K: 0 S: 6	H: 0 LOB: 0 BB: 0 P: 10	R: 1 E: 0 K: 1 S: 11	H: 2 LOB: 1 BB: 0 P: 15	R: 0 E: 0 K: 0 S: 8	H: 0 LOB: 0 BB: 0 P: 11	R: 2 E: 1 K: 2 S: 14	H: 1 LOB: 0 BB: 1 P: 27	R: 2 E: 1 K: 0 S: 9	H: 3 LOB: 1 BB: 0 P: 14	R: 3 E: 1 K: 0 S: 12	H: 4 LOB: 1 BB: 0 P: 21	R: 0 E: 0 K: 2 S: 7	H: 0 LOB: 0 BB: 0 P: 12	R: 2 E: 0 K: 1 S: 12	H: 2 LOB: 0 BB: 0 P: 22	1B: 6 2B: 3 3B: 1 HR: 2	SF: 0 SAC: 1 DP: 0 HBP: 0	WP: 0 PB: 0 SB: 0 CS: 0	PA: 37
<b>PITCHER</b>	IP WLS BF H R ER SO BB IBB HBP BLK WP HR S P ERA WHIP	IP WLS BF H R ER SO BB IBB HBP BLK WP HR S P ERA WHIP	IP WLS BF H R ER SO BB IBB HBP BLK WP HR S P ERA WHIP	IP WLS BF H R ER SO BB IBB HBP BLK WP HR S P ERA WHIP	IP WLS BF H R ER SO BB IBB HBP BLK WP HR S P ERA WHIP	IP WLS BF H R ER SO BB IBB HBP BLK WP HR S P ERA WHIP	IP WLS BF H R ER SO BB IBB HBP BLK WP HR S P ERA WHIP	IP WLS BF H R ER SO BB IBB HBP BLK WP HR S P ERA WHIP	IP WLS BF H R ER SO BB IBB HBP BLK WP HR S P ERA WHIP	IP WLS BF H R ER SO BB IBB HBP BLK WP HR S P ERA WHIP	IP WLS BF H R ER SO BB IBB HBP BLK WP HR S P ERA WHIP	IP WLS BF H R ER SO BB IBB HBP BLK WP HR S P ERA WHIP	IP WLS BF H R ER SO BB IBB HBP BLK WP HR S P ERA WHIP	IP WLS BF H R ER SO BB IBB HBP BLK WP HR S P ERA WHIP	IP WLS BF H R ER SO BB IBB HBP BLK WP HR S P ERA WHIP	IP WLS BF H R ER SO BB IBB HBP BLK WP HR S P ERA WHIP	IP WLS BF H R ER SO BB IBB HBP BLK WP HR S P ERA WHIP			

AB	35
R	10
H	12
RBI	10
BB	1
SO	6
LOB	6





Batter	1	2	3	4	5	6	7	8	9	AB	R	H	RBI	BB	SO	LOB	TOP								
28 Curtis Granderson, L (1, 8) OBP: 0.351, SLG: 0.458	0-1 2B 1B	2-2 G4-3			2-1 B3		1-0 2B 1B		1-3 K	5	1	2	0	0	1	2									
14 Placido Polanco, R (1, 4) OBP: 0.303, SLG: 0.305	1-1 F7		1-2 30 G6-4-3 1B		0-2 F9		2-0 L6		0-0 F9	5	0	1	0	0	0	3									
Ivan Rodriguez, R (1, 2) OBP: 0.346, SLG: 0.429	0-1 2B		0-0 F9		2-3 K		1-2 1-H 2B			4	0	2	1	0	1	2									
30 Magglio Ordonez, R (1, 9) OBP: 0.340, SLG: 0.588	0-3 K		1-0 G6-4-3 1-2		2-3 K		0-2 P3			4	0	0	0	0	2	4									
9 Carlos Guillen, S (1, 6) OBP: 0.391, SLG: 0.533	3-2 P3			0-1 F9		0-3 K		0-1 G3		4	0	0	0	0	1	2									
33 Marcus Thames, R (1, 10) OBP: 0.365, SLG: 0.660		0-0 HR		1-2 G5-3		1-3 K		1-1 F7		4	1	1	1	0	1	0									
31 Chris Shelton, R (1, 3) OBP: 0.370, SLG: 0.642		0-3 K		0-0 G5-3			3-1 HR 1B	3-2 1B		4	1	2	0	0	1	0									
Craig Monroe, R (1, 7) OBP: 0.285, SLG: 0.496		3-2 G5-3			0-0 15 1B 2B		2-1 1-H HR	1-1 F9		4	2	2	2	0	0	1									
15 Brandon Inge, R (1, 5) OBP: 0.328, SLG: 0.551		1-2 1B		1-1 2-H 1B			2-3 K2-3	2-0 G6-3		4	0	2	1	0	1	0									
<b>Inning Stats</b>	R: 0 E: 0 K: 1 S: 12	H: 2 LOB: 2 BB: 0 P: 16	R: 1 E: 0 K: 1 S: 14	H: 2 LOB: 1 BB: 0 P: 20	R: 0 E: 0 K: 0 S: 5	H: 1 LOB: 0 BB: 0 P: 7	R: 0 E: 0 K: 0 S: 6	H: 0 LOB: 0 BB: 0 P: 7	R: 1 E: 0 K: 1 S: 11	H: 2 LOB: 1 BB: 0 P: 16	R: 0 E: 0 K: 3 S: 10	H: 0 LOB: 0 BB: 0 P: 13	R: 3 E: 0 K: 1 S: 16	H: 4 LOB: 1 BB: 0 P: 27	R: 0 E: 0 K: 0 S: 9	H: 1 LOB: 1 BB: 0 P: 14	R: 0 E: 0 K: 1 S: 5	H: 0 LOB: 0 BB: 0 P: 8	1B: 7 2B: 3 3B: 0 HR: 2	SF: 0 SAC: 0 DP: 1 HBP: 0	WP: 0 PB: 0 SB: 0 CS: 0	PA: 38			
<b>PITCHER</b>	IP	WLS	BF	H	R	ER	SO	BB	IBB	HBP	BLK	WP	HR	S	P	ERA	WHIP								
31 Cliff Lee, L (1, 1) ERA: 4.04	7.0	L	31	11	5	5	7	0	0	0	0	0	2	74	106	6.43	1.571								
Jason Davis, R (8, 1) ERA: 3.85	1.0		4	1	0	0	0	0	0	0	0	0	0	9	14	0.00	1.000								
Bob Wickman, R (9, 1) ERA: 3.6	1.0		3	0	0	0	1	0	0	0	0	0	0	5	8	0.00	0.000								

Detroit Tigers @ Cleveland Indians  
Jacobs Field, Cleveland, OH  
Fri May 12 2006, 7:05 PM EDT  
Att: 23,576 - Overcast - 50 F

AB	38
R	5
H	12
RBI	5
BB	0
SO	8
LOB	14



Batter	1	2	3	4	5	6	7	8	9	AB	R	H	RBI	BB	SO	LOB	BOTTOM									
24 Grady Sizemore, L (1, 8) OBP: 0.360, SLG: 0.474	0-1 F8		2-2 F8		2-3 K			4-0 2 FC5-4 1B BB		3	1	0	0	1	1	2										
Jason Michaels, R (1, 7) OBP: 0.353, SLG: 0.360	2-2 2 CS 1B			2-3 K		3-2 48 1B 2B		1-2 2 FC5-4 1B		4	1	3	0	0	1	0										
2 Jhonny Peralla, R (1, 6) OBP: 0.337, SLG: 0.381	1-3 K			0-2 1B		1-3 K		1-2 48 FC5-4 2-H 1B		4	0	1	0	0	2	3										
48 Travis Hafner, L (1, 10) OBP: 0.436, SLG: 0.643		4-2 41 G6-4-3 BB		2-2 F7		1-0 2-H 1B		1-1 F9		3	0	1	1	1	0	2										
41 Victor Martinez, S (1, 2) OBP: 0.399, SLG: 0.534		1-1 G6-4-3 1-2		1-1 P4		2-0 P5		0-1 G4-3		4	0	0	0	0	0	3										
Eduardo Perez, R (1, 3) OBP: 0.373, SLG: 0.679		1-1 G6-3			1-0 1B		2-2 L7		0-3 K	3	0	1	0	0	0	0										
Ben Broussard, L (9, FH) OBP: 0.455, SLG: 0.637										1	0	0	0	0	1	0										
Casey Blake, R (1, 9) OBP: 0.442, SLG: 0.620			2-2 F8		1-1 HR		0-0 HR		1-1 G6-3	4	2	2	2	0	0	0										
Ronnie Belliard, R (1, 4) OBP: 0.321, SLG: 0.341			2-1 P6		3-2 G5-3		0-3 K		1-1 F7	4	0	0	0	0	1	0										
Aaron Boone, R (1, 5) OBP: 0.321, SLG: 0.378			0-1 1B		3-2 1B		1-2 G6-3			3	0	2	0	0	0	0										
<b>Inning Stats</b>	R: 0 E: 0 K: 1 S: 9	H: 1 LOB: 0 BB: 0 P: 12	R: 0 E: 0 K: 0 S: 6	H: 0 LOB: 0 BB: 1 P: 12	R: 0 E: 0 K: 0 S: 11	H: 1 LOB: 1 BB: 0 P: 17	R: 0 E: 0 K: 1 S: 14	H: 1 LOB: 0 BB: 0 P: 19	R: 1 E: 0 K: 1 S: 12	H: 3 LOB: 1 BB: 0 P: 22	R: 1 E: 0 K: 1 S: 8	H: 2 LOB: 0 BB: 0 P: 15	R: 1 E: 0 K: 0 S: 10	H: 1 LOB: 0 BB: 0 P: 13	R: 1 E: 1 K: 0 S: 10	H: 1 LOB: 1 BB: 1 P: 17	R: 0 E: 0 K: 1 S: 7	H: 0 LOB: 0 BB: 0 P: 9	1B: 7 2B: 1 3B: 0 HR: 2	SF: 0 SAC: 0 DP: 1 HBP: 0	WP: 0 PB: 0 SB: 0 CS: 1	PA: 35				
<b>PITCHER</b>	IP	WLS	BF	H	R	ER	SO	BB	IBB	HBP	BLK	WP	HR	S	P	ERA	WHIP									
37 Kenny Rogers, L (1, 1) ERA: 3.23	6.1		24	8	2	2	4	0	0	0	0	0	1	7	8	13.50	1.421									
54 Joel Zumaya, R (7, 1) ERA: 2.93	0.2	H	3	1	1	1	1	0	0	0	0	0	0	1	7	8	13.50	1.500								
56 Fernando Rodney, R (8, 1) ERA: 1.69	1.0	H	5	1	1	1	0	1	0	0	0	0	0	10	17	9.00	2.000									
59 Todd Jones, R (9, 1) ERA: 4.82	1.0	S	3	0	0	0	1	0	0	0	0	0	0	7	9	0.00	0.000									

Detroit Tigers @ Cleveland Indians  
Jacobs Field, Cleveland, OH  
Fri May 12 2006, 7:05 PM EDT  
Att: 23,576 - Overcast - 50 F

AB	33
R	4
H	10
RBI	3
BB	2
SO	6
LOB	10





Batter	1	2	3	4	5	6	7	8	9	AB	R	H	RBI	BB	SO	LOB	TOP				
39 Ramon Santiago, S OBP: 0.250, SLG: 0.321										4	1	2	0	0	0	2					
14 Placido Polanco, R OBP: 0.296, SLG: 0.298										3	0	0	0	0	1	3					
Ivan Rodriguez, R OBP: 0.343, SLG: 0.431										4	0	1	1	0	1	3					
30 Magglio Ordonez, R OBP: 0.345, SLG: 0.582										3	0	1	1	1	0	0					
9 Carlos Guillen, S OBP: 0.371, SLG: 0.516										4	0	0	0	0	1	4					
33 Marcus Thames, R OBP: 0.345, SLG: 0.820										3	0	0	0	0	3	0					
28 Curtis Granderson, L OBP: 0.349, SLG: 0.455										1	0	0	0	0	1	2					
31 Chris Shelton, R OBP: 0.373, SLG: 0.669										4	1	2	1	0	1	0					
Craig Monroe, R OBP: 0.277, SLG: 0.481										4	0	0	0	0	2	1					
20 Omar Infante, R OBP: 0.298, SLG: 0.400										4	1	1	0	0	1	2					
15 Brandon Inge, R OBP: 0.328, SLG: 0.551										0	0	0	0	0	0	0					
<b>Inning Stats</b>	R: 0 E: 0 K: 1 S: 9	H: 1 LOB: 0 BB: 0 P: 12	R: 0 E: 0 K: 1 S: 8	H: 0 LOB: 0 BB: 0 P: 9	R: 1 E: 0 K: 0 S: 8	H: 2 LOB: 1 BB: 0 P: 13	R: 0 E: 0 K: 2 S: 8	H: 0 LOB: 0 BB: 0 P: 14	R: 0 E: 0 K: 3 S: 10	H: 0 LOB: 0 BB: 0 P: 13	R: 1 E: 2 K: 0 S: 8	H: 1 LOB: 2 BB: 0 P: 13	R: 0 E: 1 K: 2 S: 11	H: 0 LOB: 1 BB: 0 P: 18	R: 1 E: 0 K: 1 S: 12	H: 2 LOB: 2 BB: 1 P: 20	R: 0 E: 0 K: 1 S: 11	H: 1 LOB: 1 BB: 0 P: 17	1B: 4 2B: 2 3B: 0 HR: 1	SF: 0 SAC: 2 DP: 1 HBP: 0	WP: 0 PA: 37 PB: 0 SB: 0 CS: 0
<b>PITCHER</b>	IP WLS BF H R ER SO BB IBB HBP BLK WP HR S P ERA WHIP																				
CC Sabathia, L ERA: 2.31	(1, 1) 8.0 L 33 6 3 2 10 0 1 0 0 0 0 1 74 112 2.25 0.750																				
Guillermo Mota, R ERA: 5.74	(9, 1) 1.0 4 1 0 0 1 0 0 0 0 0 0 0 11 17 0.00 1.000																				

**Detroit Tigers @ Cleveland Indians**  
 Jacobs Field, Cleveland, OH  
 Sat May 13 2006, 7:05 PM EDT  
 Att: 24,051 - Drizzlie - 60 F

AB	34
R	3
H	7
RBI	3
BB	1
SO	11
LOB	17



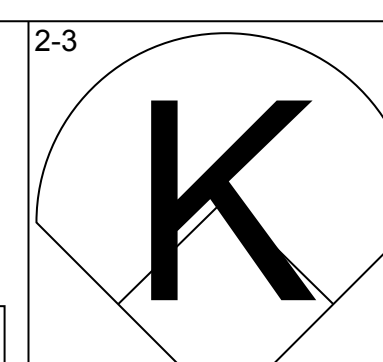
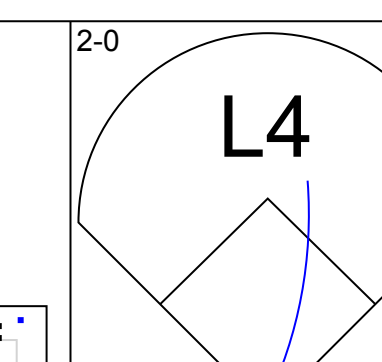
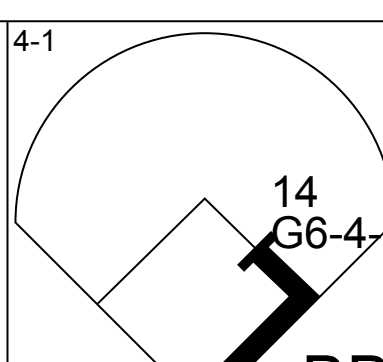
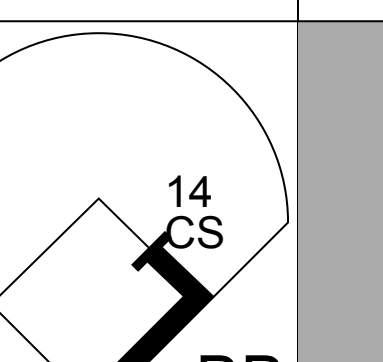
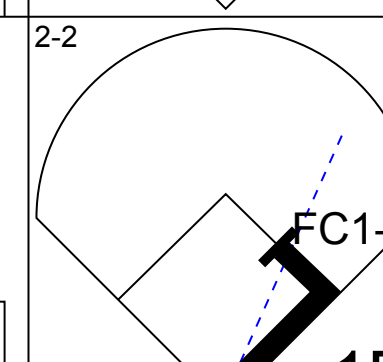
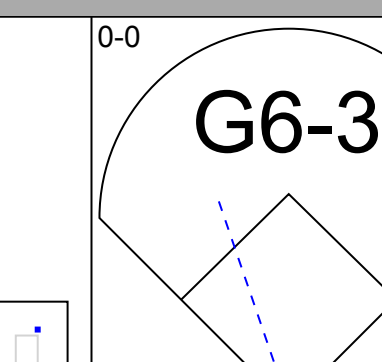
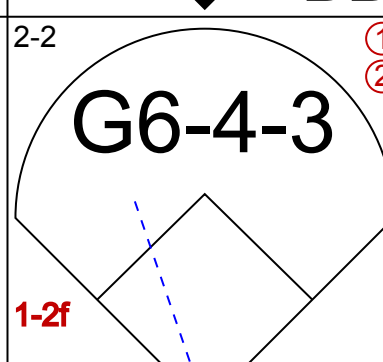
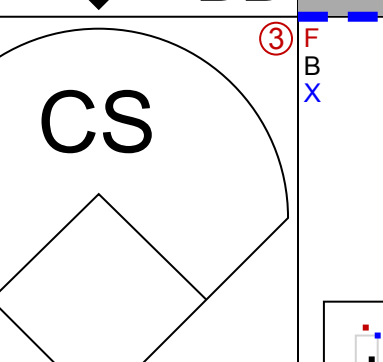
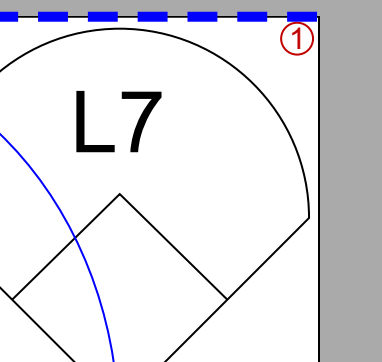
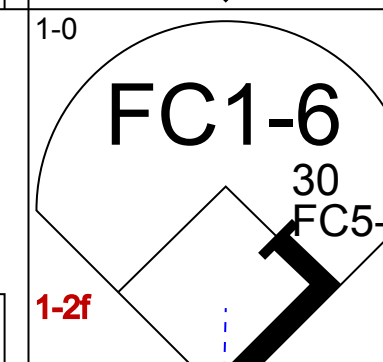
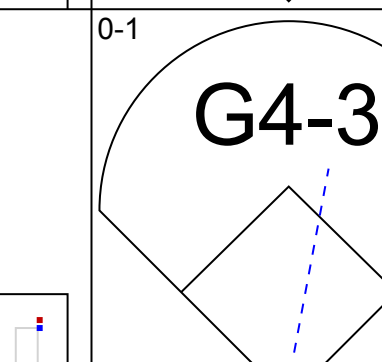
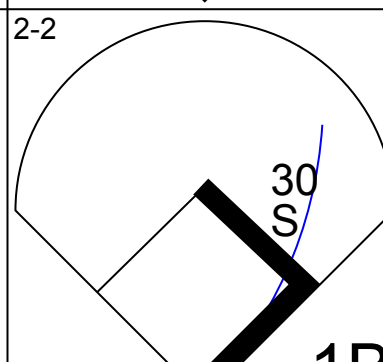
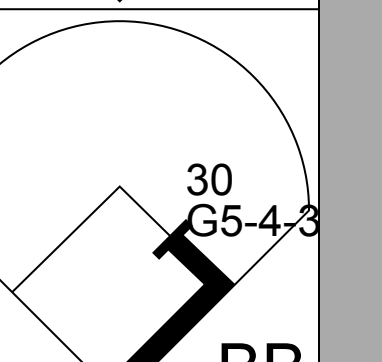
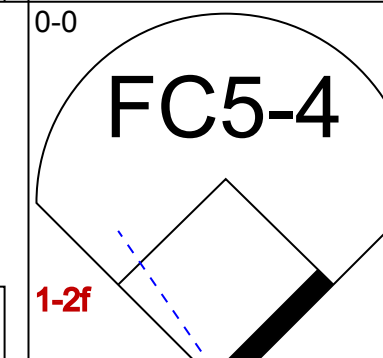
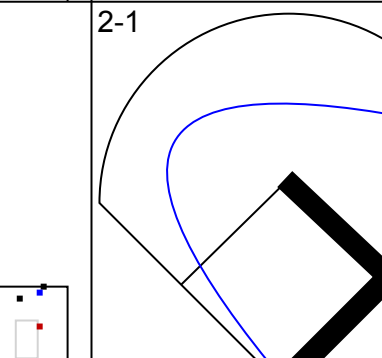
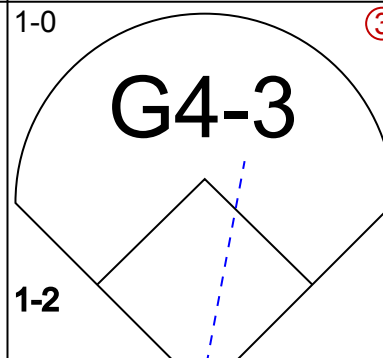
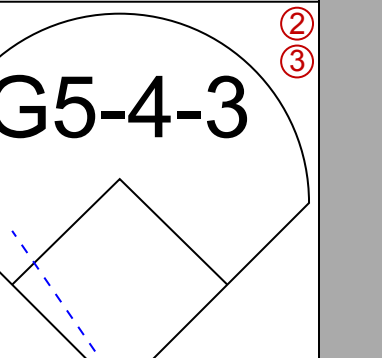
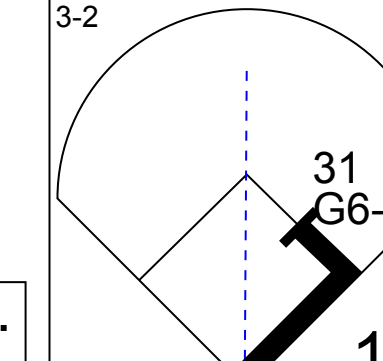
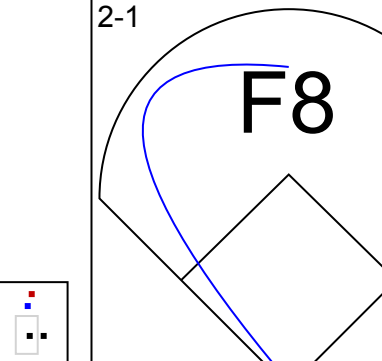
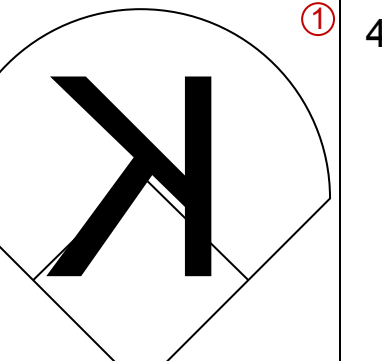
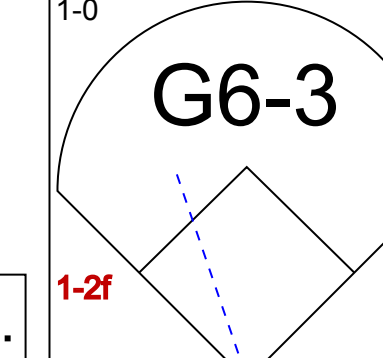
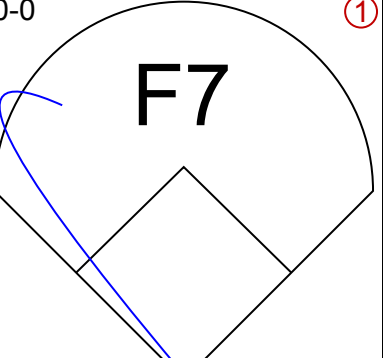
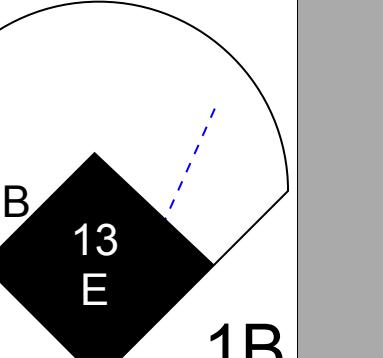
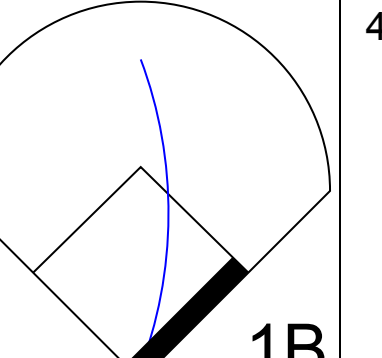
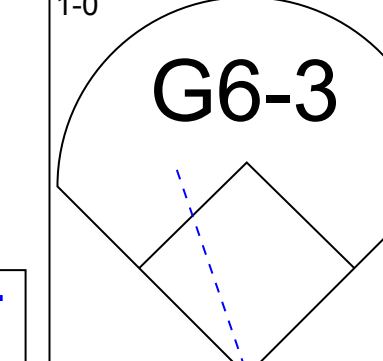
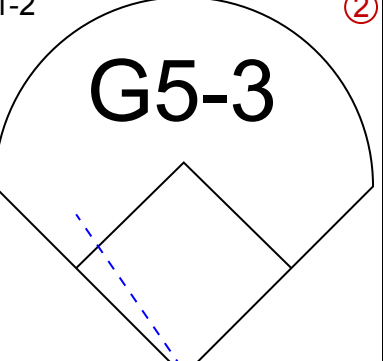
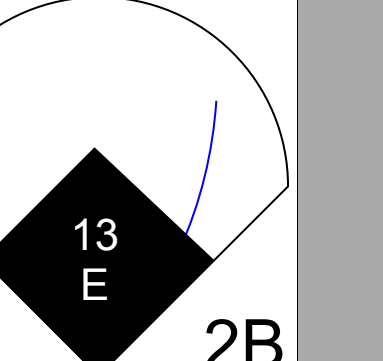
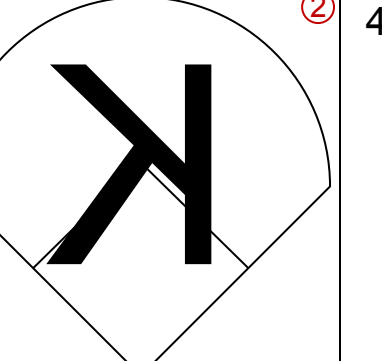
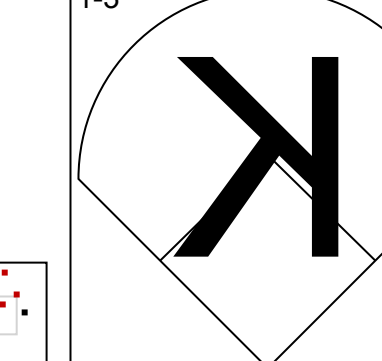
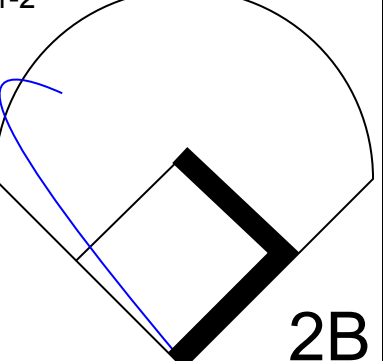
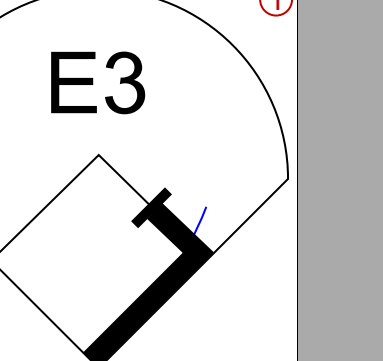
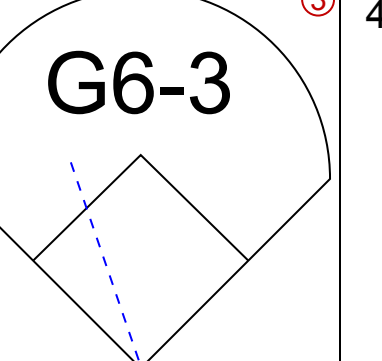
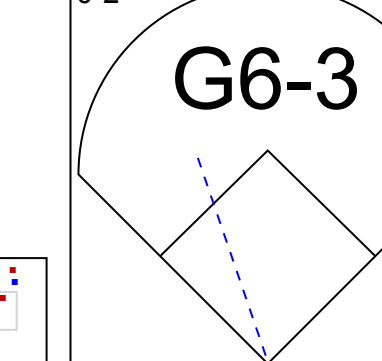
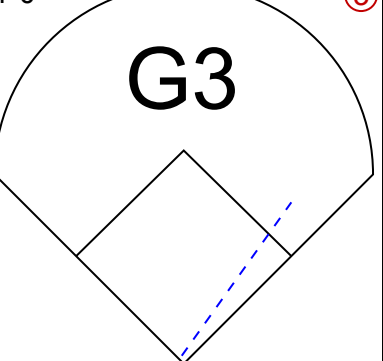

Batter	1	2	3	4	5	6	7	8	9	AB	R	H	RBI	BB	SO	LOB	BOTTOM				
24 Grady Sizemore, L OBP: 0.363, SLG: 0.472										3	0	1	0	0	1	1					
Casey Blake, R OBP: 0.437, SLG: 0.608										4	0	1	0	0	1	2					
2 Jhonny Peralla, R OBP: 0.329, SLG: 0.371										4	0	0	0	0	1	4					
48 Travis Hafner, L OBP: 0.431, SLG: 0.629										3	0	0	0	1	2	1					
41 Victor Martinez, S OBP: 0.388, SLG: 0.518										4	0	0	0	0	2	2					
Ben Broussard, L OBP: 0.447, SLG: 0.621										4	0	1	0	0	0	0					
Ronnie Belliard, R OBP: 0.326, SLG: 0.341										3	0	1	0	1	1	0					
Todd Hollandsworth, L OBP: 0.263, SLG: 0.474										4	0	1	0	0	1	3					
Aaron Boone, R OBP: 0.321, SLG: 0.372										2	0	0	0	1	0	1					
<b>Inning Stats</b>	R: 0 E: 0 K: 0 S: 8	H: 0 LOB: 2 BB: 1 P: 18	R: 0 E: 0 K: 1 S: 6	H: 0 LOB: 0 BB: 0 P: 7	R: 0 E: 0 K: 0 S: 6	H: 0 LOB: 0 BB: 0 P: 10	R: 0 E: 0 K: 3 S: 9	H: 0 LOB: 0 BB: 0 P: 12	R: 0 E: 0 K: 0 S: 5	H: 1 LOB: 1 BB: 0 P: 6	R: 0 E: 0 K: 1 S: 8	H: 2 LOB: 1 BB: 0 P: 14	R: 0 E: 0 K: 1 S: 7	H: 0 LOB: 1 BB: 1 P: 13	R: 0 E: 0 K: 2 S: 10	H: 0 LOB: 1 BB: 1 P: 18	R: 0 E: 0 K: 1 S: 12	H: 2 LOB: 2 BB: 0 P: 18	1B: 4 2B: 2 3B: 0 HR: 0	SF: 0 SAC: 0 DP: 1 HBP: 1	WP: 1 PA: 35 PB: 0 SB: 0 CS: 0
<b>PITCHER</b>	IP WLS BF H R ER SO BB IBB HBP BLK WP HR S P ERA WHIP																				
38 Jeremy Bonderman, R ERA: 3.74	(1, 1) 8.0 W 30 3 0 0 8 1 0 1 0 0 1 0 59 98 0.00 0.750																				
59 Todd Jones, R ERA: 4.35	(9, 1) 1.0 S 5 2 0 0 1 0 0 0 0 0 0 0 12 18 0.00 2.000																				

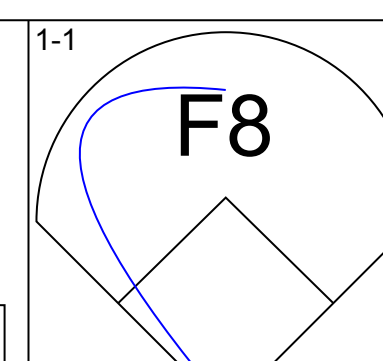
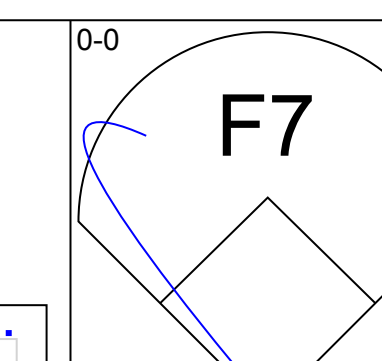
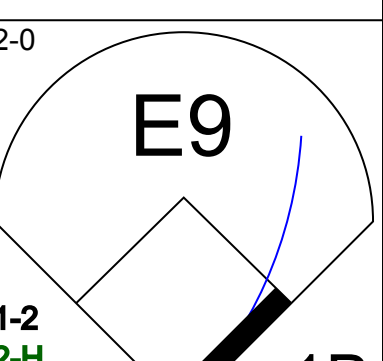
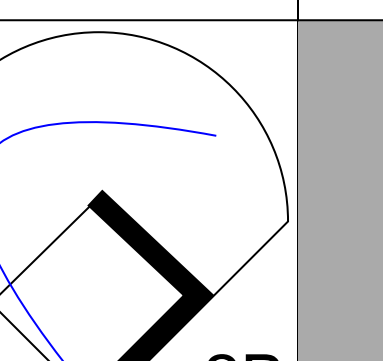
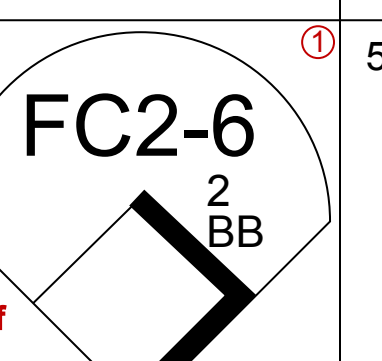
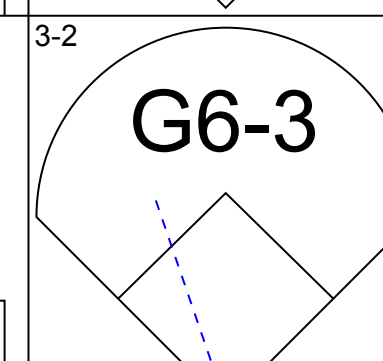
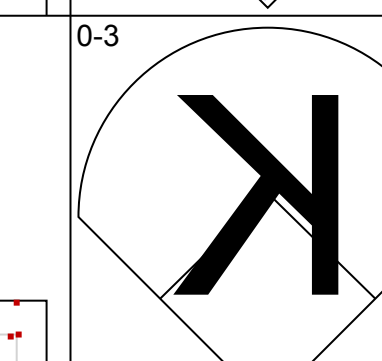
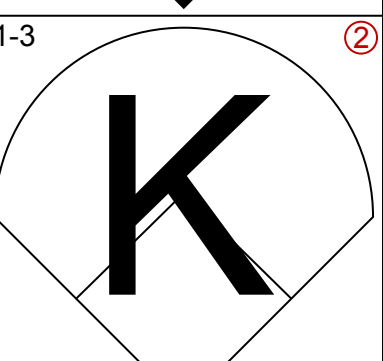
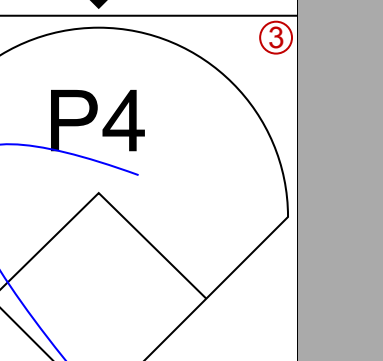
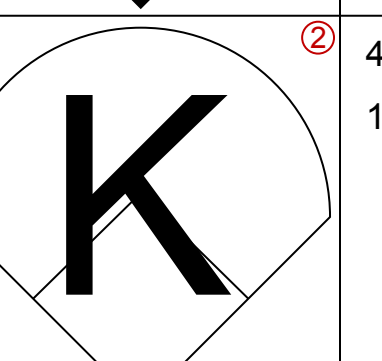
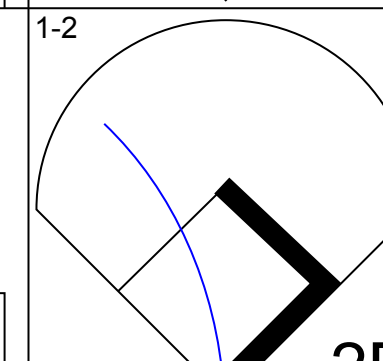
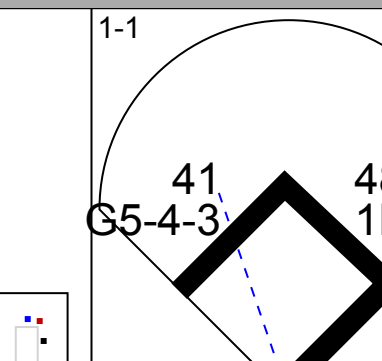
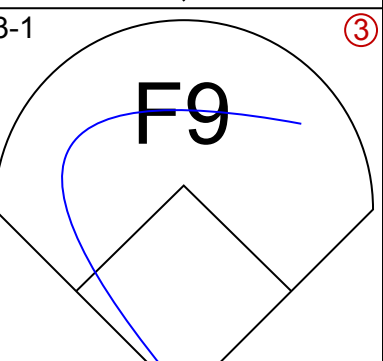
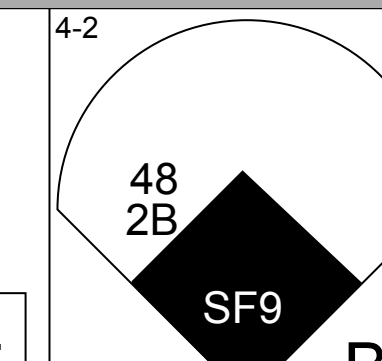
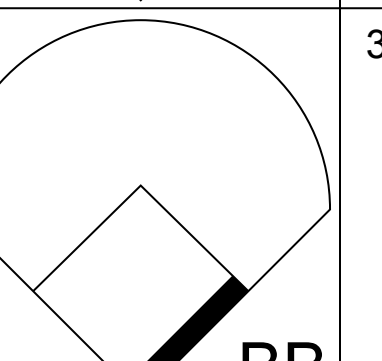
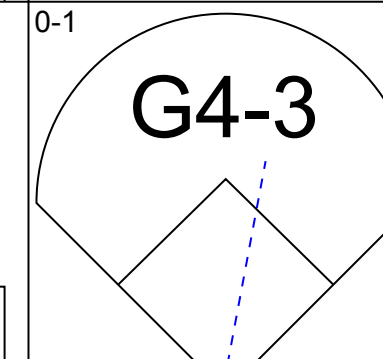
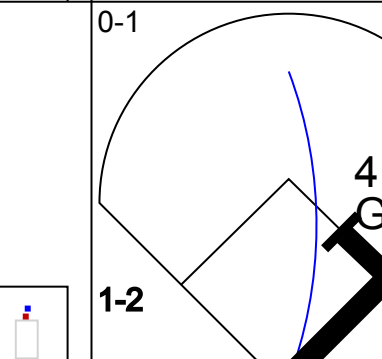
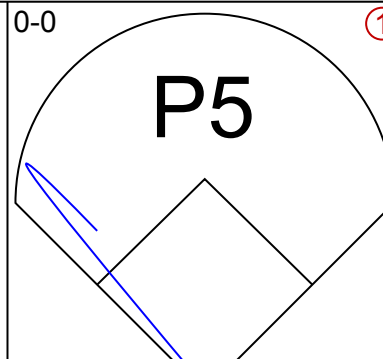
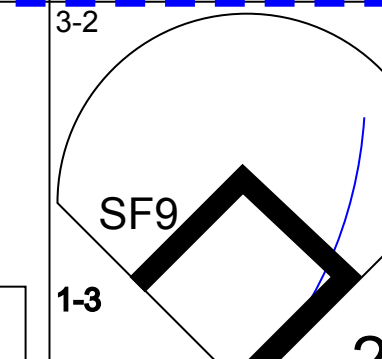
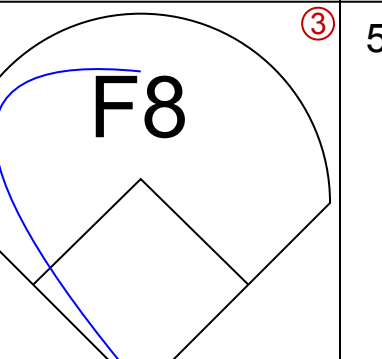
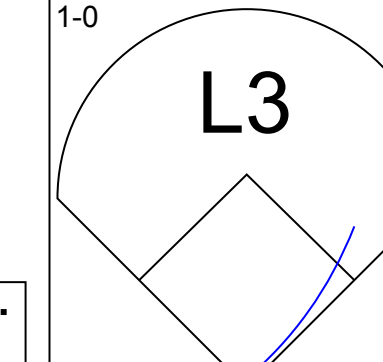
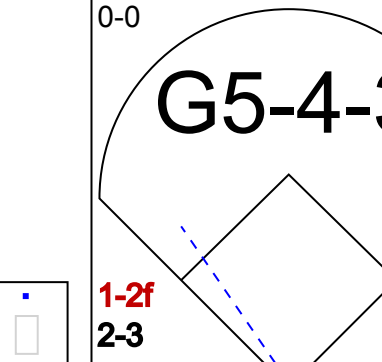
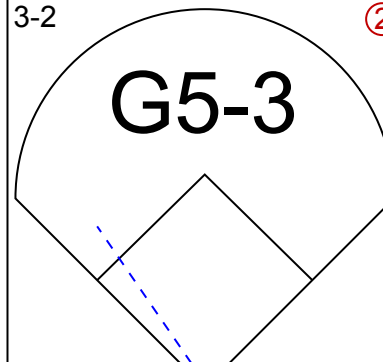
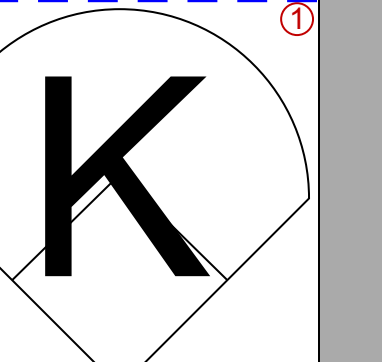
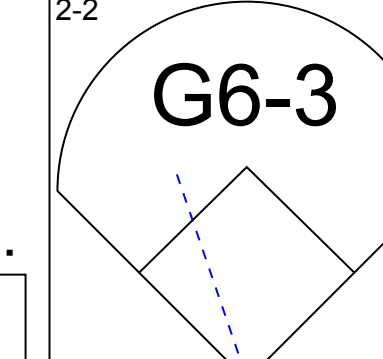
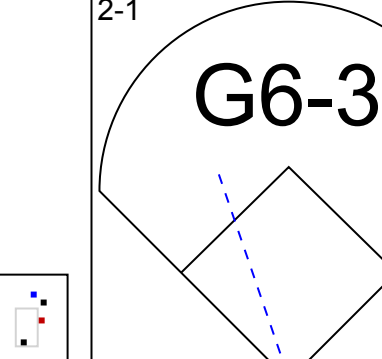
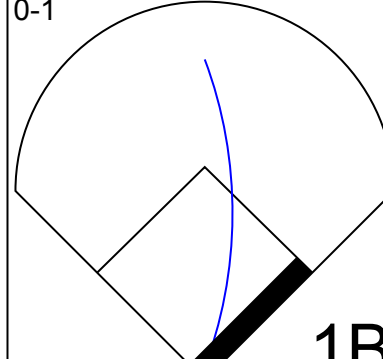
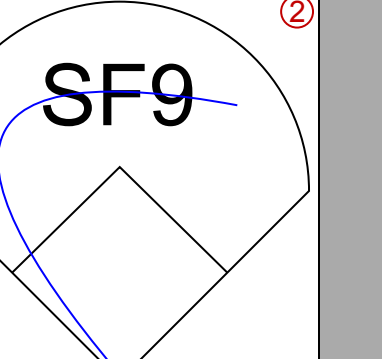
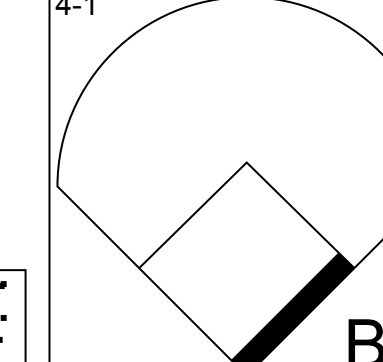
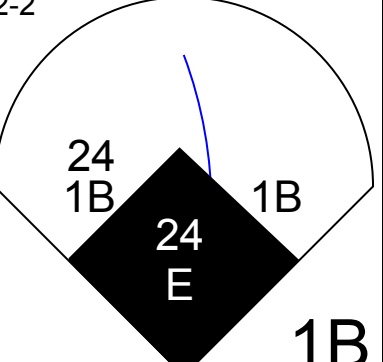
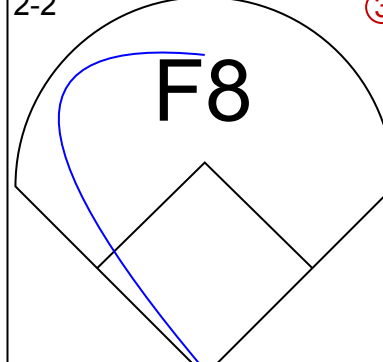
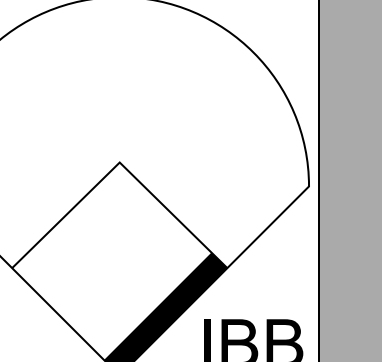
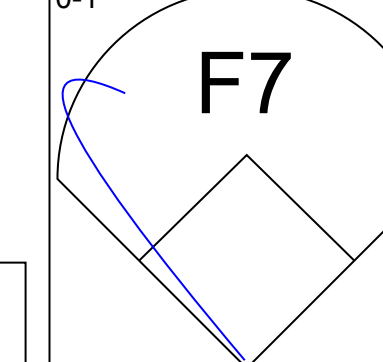
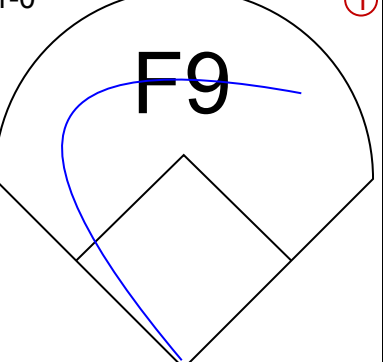
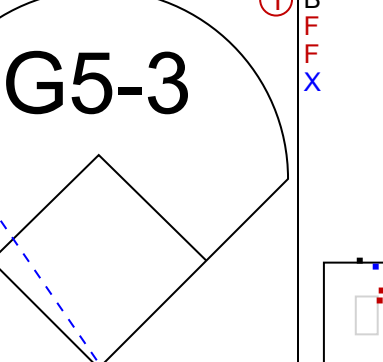
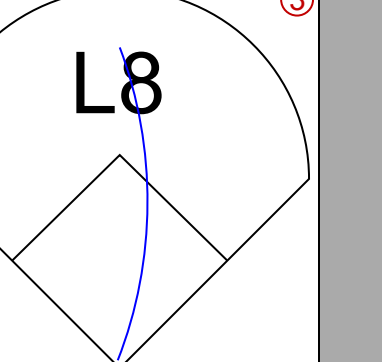
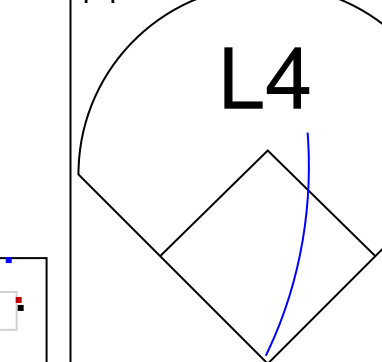
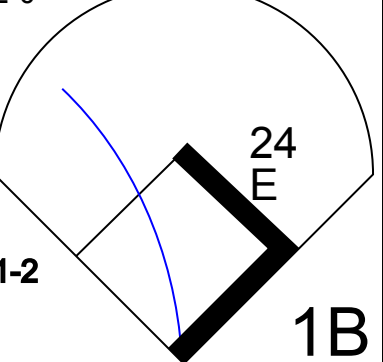
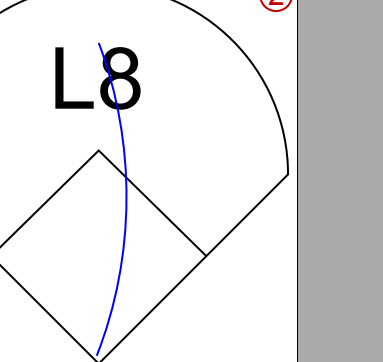
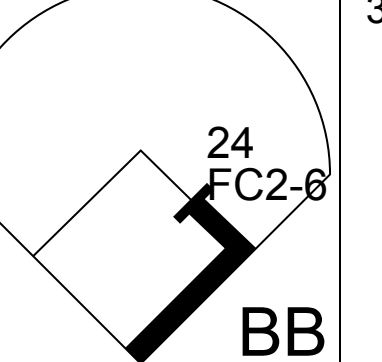
**Detroit Tigers @ Cleveland Indians**  
 Jacobs Field, Cleveland, OH  
 Sat May 13 2006, 7:05 PM EDT  
 Att: 24,051 - Drizzlie - 60 F

AB	31
R	0
H	5
RBI	0
BB	3
SO	9
LOB	14





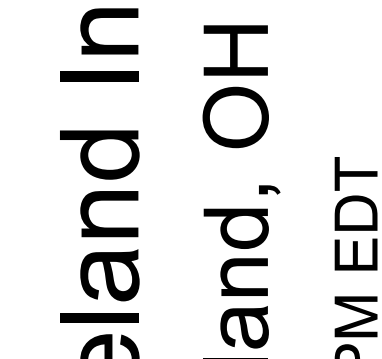
Batter	1	2	3	4	5	6	7	8	9	AB	R	H	RBI	BB	SO	LOB	TOP						
28 Curtis Granderson, L (1, 8) OBP: 0.353, SLG: 0.448										2	0	0	0	2	1	0	<b>Detroit Tigers @ Cleveland Indians</b> Jacobs Field, Cleveland, OH Sun May 14 2006, 1:05 PM EDT Att: 21,875 - Overcast - 60 F						
14 Placido Polanco, R (1, 4) OBP: 0.295, SLG: 0.299										4	0	1	0	0	0	1							
Ivan Rodriguez, R (1, 10) OBP: 0.348, SLG: 0.429										3	0	1	0	1	0	1							
30 Magglio Ordonez, R (1, 9) OBP: 0.342, SLG: 0.580										4	0	1	0	0	0	3							
9 Carlos Guillen, S (1, 6) OBP: 0.374, SLG: 0.515										4	1	2	0	0	1	1							
31 Chris Shelton, R (1, 3) OBP: 0.377, SLG: 0.664										4	1	2	0	0	0	1							
Craig Monroe, R (1, 7) OBP: 0.276, SLG: 0.481										4	1	1	1	0	1	1							
13 Vance Wilson, R (1, 2) OBP: 0.355, SLG: 0.414										4	0	1	1	0	1	1							
15 Brandon Inge, R (1, 5) OBP: 0.320, SLG: 0.536										3	0	0	0	0	1	1							
<b>Inning Stats</b>	R: 0 E: 0 K: 1 S: 10	H: 1 LOB: 1 BB: 0 P: 15	R: 0 E: 0 K: 0 S: 5	H: 1 LOB: 0 BB: 0 P: 10	R: 0 E: 0 K: 1 S: 7	H: 0 LOB: 0 BB: 0 P: 10	R: 0 E: 0 K: 0 S: 7	H: 1 LOB: 1 BB: 0 P: 11	R: 0 E: 0 K: 0 S: 9	H: 1 LOB: 1 BB: 0 P: 12	R: 0 E: 0 K: 0 S: 9	H: 1 LOB: 1 BB: 1 P: 18	R: 3 E: 1 K: 1 S: 13	H: 3 LOB: 0 BB: 1 P: 19	R: 0 E: 0 K: 0 S: 4	H: 0 LOB: 0 BB: 1 P: 9		R: 0 E: 0 K: 2 S: 11	H: 1 LOB: 1 BB: 0 P: 16	1B: 6 2B: 3 3B: 0 HR: 0	SF: 0 SAC: 0 DP: 3 HBP: 0	WP: 0 PA: 36 PB: 0 SB: 1 CS: 1	
<b>PITCHER</b>	IP WLS BF H R ER SO BB IBB HBP BLK WP HR S P ERA WHIP	IP WLS BF H R ER SO BB IBB HBP BLK WP HR S P ERA WHIP	IP WLS BF H R ER SO BB IBB HBP BLK WP HR S P ERA WHIP	IP WLS BF H R ER SO BB IBB HBP BLK WP HR S P ERA WHIP	IP WLS BF H R ER SO BB IBB HBP BLK WP HR S P ERA WHIP	IP WLS BF H R ER SO BB IBB HBP BLK WP HR S P ERA WHIP	IP WLS BF H R ER SO BB IBB HBP BLK WP HR S P ERA WHIP	IP WLS BF H R ER SO BB IBB HBP BLK WP HR S P ERA WHIP	IP WLS BF H R ER SO BB IBB HBP BLK WP HR S P ERA WHIP	IP WLS BF H R ER SO BB IBB HBP BLK WP HR S P ERA WHIP	IP WLS BF H R ER SO BB IBB HBP BLK WP HR S P ERA WHIP	IP WLS BF H R ER SO BB IBB HBP BLK WP HR S P ERA WHIP	IP WLS BF H R ER SO BB IBB HBP BLK WP HR S P ERA WHIP	IP WLS BF H R ER SO BB IBB HBP BLK WP HR S P ERA WHIP	IP WLS BF H R ER SO BB IBB HBP BLK WP HR S P ERA WHIP	IP WLS BF H R ER SO BB IBB HBP BLK WP HR S P ERA WHIP	IP WLS BF H R ER SO BB IBB HBP BLK WP HR S P ERA WHIP	IP WLS BF H R ER SO BB IBB HBP BLK WP HR S P ERA WHIP	IP WLS BF H R ER SO BB IBB HBP BLK WP HR S P ERA WHIP	IP WLS BF H R ER SO BB IBB HBP BLK WP HR S P ERA WHIP			
Jason Johnson, R (1, 1) ERA: 5.44	6.0	L	25	8	3	2	2	1	0	0	0	0	0	0	0	0	0	0	0	51	80	3.00	1.500
Fernando Cabrera, R (7, 1) ERA: 8.74	1.0		3	0	0	0	1	1	0	0	0	0	0	0	0	0	0	0	0	9	15	0.00	1.000
Jason Davis, R (8, 1) ERA: 3.48	2.0		7	1	0	0	2	1	0	0	0	0	0	0	0	0	0	0	0	15	25	0.00	1.000

Batter	1	2	3	4	5	6	7	8	9	AB	R	H	RBI	BB	SO	LOB	BOTTOM						
24 Grady Sizemore, L (1, 8) OBP: 0.364, SLG: 0.476										5	0	2	0	0	0	1	<b>Detroit Tigers @ Cleveland Indians</b> Jacobs Field, Cleveland, OH Sun May 14 2006, 1:05 PM EDT Att: 21,875 - Overcast - 60 F						
Jason Michaels, R (1, 7) OBP: 0.344, SLG: 0.350										4	0	0	0	0	2	3							
Todd Hollandsworth, L (9, PH) OBP: 0.256, SLG: 0.462										1	0	0	0	0	1	1							
2 Johnny Peralla, R (1, 6) OBP: 0.343, SLG: 0.383										3	1	2	0	2	0	2							
48 Travis Hafner, L (1, 10) OBP: 0.430, SLG: 0.628										5	0	2	0	0	0	3							
41 Victor Martinez, S (1, 2) OBP: 0.378, SLG: 0.504										4	0	0	0	0	1	4							
Eduardo Perez, R (1, 3) OBP: 0.371, SLG: 0.661										3	0	1	0	0	0	1							
Ben Broussard, L (8, PH) OBP: 0.442, SLG: 0.621										0	0	0	1	0	0	0							
Casey Blake, R (1, 9) OBP: 0.445, SLG: 0.606										2	1	1	0	2	0	1							
Ronnie Belliard, R (1, 4) OBP: 0.318, SLG: 0.331										4	0	0	0	0	0	4							
Aaron Boone, R (1, 5) OBP: 0.326, SLG: 0.371										3	0	1	0	1	0	0							
<b>Inning Stats</b>	R: 0 E: 0 K: 0 S: 10	H: 1 LOB: 1 BB: 0 P: 15	R: 0 E: 0 K: 0 S: 8	H: 0 LOB: 1 BB: 1 P: 15	R: 0 E: 0 K: 1 S: 6	H: 0 LOB: 0 BB: 0 P: 7	R: 0 E: 0 K: 0 S: 7	H: 2 LOB: 1 BB: 0 P: 10	R: 1 E: 1 K: 1 S: 12	H: 3 LOB: 2 BB: 0 P: 22	R: 0 E: 0 K: 0 S: 11	H: 1 LOB: 1 BB: 0 P: 16	R: 0 E: 0 K: 0 S: 11	H: 1 LOB: 1 BB: 0 P: 15	R: 1 E: 0 K: 1 S: 18	H: 1 LOB: 2 BB: 2 P: 33	R: 0 E: 0 K: 1 S: 6	H: 0 LOB: 2 BB: 2 P: 15	1B: 6 2B: 3 3B: 0 HR: 0	SF: 1 SAC: 0 DP: 1 HBP: 0	WP: 0 PA: 40 PB: 0 SB: 0 CS: 0		
<b>PITCHER</b>	IP WLS BF H R ER SO BB IBB HBP BLK WP HR S P ERA WHIP	IP WLS BF H R ER SO BB IBB HBP BLK WP HR S P ERA WHIP	IP WLS BF H R ER SO BB IBB HBP BLK WP HR S P ERA WHIP	IP WLS BF H R ER SO BB IBB HBP BLK WP HR S P ERA WHIP	IP WLS BF H R ER SO BB IBB HBP BLK WP HR S P ERA WHIP	IP WLS BF H R ER SO BB IBB HBP BLK WP HR S P ERA WHIP	IP WLS BF H R ER SO BB IBB HBP BLK WP HR S P ERA WHIP	IP WLS BF H R ER SO BB IBB HBP BLK WP HR S P ERA WHIP	IP WLS BF H R ER SO BB IBB HBP BLK WP HR S P ERA WHIP	IP WLS BF H R ER SO BB IBB HBP BLK WP HR S P ERA WHIP	IP WLS BF H R ER SO BB IBB HBP BLK WP HR S P ERA WHIP	IP WLS BF H R ER SO BB IBB HBP BLK WP HR S P ERA WHIP	IP WLS BF H R ER SO BB IBB HBP BLK WP HR S P ERA WHIP	IP WLS BF H R ER SO BB IBB HBP BLK WP HR S P ERA WHIP	IP WLS BF H R ER SO BB IBB HBP BLK WP HR S P ERA WHIP	IP WLS BF H R ER SO BB IBB HBP BLK WP HR S P ERA WHIP	IP WLS BF H R ER SO BB IBB HBP BLK WP HR S P ERA WHIP	IP WLS BF H R ER SO BB IBB HBP BLK WP HR S P ERA WHIP	IP WLS BF H R ER SO BB IBB HBP BLK WP HR S P ERA WHIP	IP WLS BF H R ER SO BB IBB HBP BLK WP HR S P ERA WHIP			
Mike Maroth, L (1, 1) ERA: 2.18	6.0	W	25	7	1	0	2	1	0	0	0	0	0	0	0	0	0	0	0	54	85	0.00	1.333
Jason Grilli, R (7, 1) ERA: 5.4	1.0	H	5	1	1	1	0	1	0	0	0	0	0	0	0	0	0	0	0	13	21	9.00	2.000
Jamie Walker, L (8, 1) ERA: 1.04	0.0		1	1	0	0	0	0	0	0	0	0	0	0	0	0	0	0	0	6	9	∞	∞
54 Joel Zumaya, R (8, 1) ERA: 2.76	1.0	H	4	0	0	0	1	0	1	0	0	0	0	0	0	0	0	0	0	10	18	0.00	0.000
56 Fernando Rodney, R (9, 1) ERA: 1.59	1.0	S	5	0	0	0	1	2	0	0	0	0	0	0	0	0	0	0	0	6	15	0.00	2.000

AB 32  
R 3  
H 9  
RBI 2  
BB 3  
SO 5  
LOB 10



AB 34  
R 2  
H 9  
RBI 1  
BB 5  
SO 4  
LOB 20





Batter	1	2	3	4	5	6	7	8	9	AB	R	H	RBI	BB	SO	LOB	TOP										
<b>Kerry Robinson, L</b> (1, 8) OBP: 0.288, SLG: 0.345	1-2 15 1B 2B	0-3 K		0-2 F7-2			1-0 F7			4	1	1	0	0	1	3											
<b>15 Mark Grudzielanek, R</b> (1, 4) OBP: 0.346, SLG: 0.462	1-3 2B G4-3	3-2 F9			2-2 G4-3		0-0 F8			4	1	1	0	0	0	1											
<b>Doug Mientkiewicz, L</b> (1, 3) OBP: 0.317, SLG: 0.327	1-0 G4-3 1B			1-1 G3		0-3 K		2-1 1B		4	1	2	1	0	1	0											
<b>16 Reggie Sanders, R</b> (1, 9) OBP: 0.257, SLG: 0.433	1-3 K			2-1 P6		0-0 F8		0-3 K		4	0	0	0	0	2	3											
<b>Matt Stairs, L</b> (1, 10) OBP: 0.349, SLG: 0.472	2-2 G4-3			0-0 2B		1-1 HR		3-2 F8		4	1	2	2	0	0	2											
<b>Emil Brown, R</b> (1, 7) OBP: 0.286, SLG: 0.385	2-3 3-H 1B			0-0 P6		0-1 F9		0-1 F8		4	0	1	1	0	0	2											
<b>Tony Graffanino, R</b> (1, 5) OBP: 0.351, SLG: 0.403	1-1 G6-3			3-2 14 E 14 FC1 F7-2 HBP		0-0 G6-3			3-2 4 L3 BB	2	0	0	0	1	0	1											
<b>4 Angel Berroa, R</b> (1, 6) OBP: 0.271, SLG: 0.351		2-1 14 G4-3 1B		1-3 K		2-2 K		1-1 L3		4	0	1	0	0	2	2											
<b>14 John Buck, R</b> (1, 2) OBP: 0.313, SLG: 0.419	1-2 G4-3			0-0 FC1			1-2 L8		2-1 F7	4	0	0	0	0	0	2											
<b>Inning Stats</b>	R: 3 E: 0 K: 1 S: 21	H: 4 LOB: 1 BB: 0 P: 30	R: 0 E: 0 K: 1 S: 13	H: 1 LOB: 1 BB: 0 P: 19	R: 0 E: 0 K: 0 S: 6	H: 1 LOB: 1 BB: 0 P: 9	R: 0 E: 1 K: 1 S: 11	H: 0 LOB: 1 BB: 0 P: 15	R: 0 E: 0 K: 1 S: 7	H: 0 LOB: 0 BB: 0 P: 9	R: 1 E: 0 K: 1 S: 8	H: 1 LOB: 0 BB: 0 P: 11	R: 0 E: 0 K: 0 S: 6	H: 0 LOB: 1 BB: 0 P: 8	R: 0 E: 0 K: 1 S: 10	H: 1 LOB: 1 BB: 0 P: 15	R: 0 E: 0 K: 0 S: 6	H: 0 LOB: 0 BB: 1 P: 12	1B: 5 2B: 4 3B: 0 HR: 1	SF: 0 SAC: 0 DP: 2 HBP: 1	WP: 0 PB: 0 SB: 1 CS: 0	PA: 36					
<b>PITCHER</b>	IP	WLS	BF	H	R	ER	SO	BB	IBB	HBP	BLK	WP	HR	S	P	ERA	WHIP										
<b>Paul Byrd, R</b> (1, 1) ERA: 6.45	6.0		26	7	4	4	5	0	0	1	0	0	1	66	93	6.00	1.167										
<b>63 Rafael Betancourt, R</b> (7, 1) ERA: 5.63	1.0		3	0	0	0	0	0	0	0	0	0	0	6	8	0.00	0.000										
<b>Guillermo Mota, R</b> (8, 1) ERA: 5.4	1.0		4	1	0	0	1	0	0	0	0	0	0	10	15	0.00	1.000										
<b>Jason Davis, R</b> (9, 1) ERA: 3.32	1.0	W	3	0	0	0	0	1	0	0	0	0	0	6	12	0.00	1.000										

**Kansas City Royals @ Cleveland Indians**  
**Jacobs Field, Cleveland, OH**  
 Tue May 16 2006, 7:05 PM EDT  
 Att. 15,399 - Rain - 57 F

AB 34  
 R 4  
 H 8  
 RBI 4  
 BB 1  
 SO 6  
 LOB 16



Batter	1	2	3	4	5	6	7	8	9	AB	R	H	RBI	BB	SO	LOB	BOTTOM											
<b>24 Grady Sizemore, L</b> (1, 8) OBP: 0.365, SLG: 0.488	0-2 G1-6-3		0-0 F8		1-1 48 E 48 1B HBP	2-1 F7			1-1 HR	4	1	1	1	0	0	4												
<b>Jason Michaels, R</b> (1, 7) OBP: 0.340, SLG: 0.352	1-3 K		1-1 48 SF8 2B		0-0 F8		0-1 L9		2-3 K	5	0	1	1	0	2	1												
<b>2 Jhonny Peralla, R</b> (1, 6) OBP: 0.344, SLG: 0.376	2-2 F7		3-H 4-2 BB		2-2 K		2-3 K		4-1 48 HR BB	3	1	0	0	2	2	1												
<b>48 Travis Hafner, L</b> (1, 10) OBP: 0.435, SLG: 0.660		1-1 F7	0-0 SF8		1-0 E9		0-0 2B		1-0 HR	4	1	3	3	0	0	0												
<b>41 Victor Martinez, S</b> (1, 2) OBP: 0.369, SLG: 0.490		3-2 G4-3	2-1 G4-3		1-3 1B		3-1 F7		1-2 G3	4	0	0	0	0	0	5												
<b>Ben Broussard, L</b> (1, 3) OBP: 0.435, SLG: 0.606		1-1 F8		1-0 L3		3-2 BB 1B		2-2 F9		4	0	1	0	0	0	0												
<b>Casey Blake, R</b> (1, 9) OBP: 0.440, SLG: 0.618			2-2 HR		3-3 K		2-3 K		0-0 G5-3	4	1	1	1	0	2	1												
<b>Ronnie Belliard, R</b> (1, 4) OBP: 0.329, SLG: 0.343			0-0 24 F8 2B 1B		1-2 1B		2-1 P4		0-1 1B	4	1	3	0	0	0	1												
<b>Aaron Boone, R</b> (1, 5) OBP: 0.331, SLG: 0.370			1-2 2B 48 SF8 1B		0-0 G5-3		4-2 BB		0-0 L9	3	1	1	0	1	0	2												
<b>Inning Stats</b>	R: 0 E: 0 K: 1 S: 9	H: 0 LOB: 0 BB: 0 P: 12	R: 0 E: 0 K: 0 S: 7	H: 0 LOB: 0 BB: 0 P: 12	R: 3 E: 0 K: 0 S: 15	H: 4 LOB: 1 BB: 1 P: 25	R: 0 E: 0 K: 1 S: 13	H: 1 LOB: 2 BB: 0 P: 15	R: 0 E: 0 K: 1 S: 10	H: 1 LOB: 1 BB: 1 P: 13	R: 0 E: 0 K: 0 S: 7	H: 1 LOB: 0 BB: 0 P: 9	R: 3 E: 0 K: 1 S: 8	H: 2 LOB: 0 BB: 1 P: 16	1B: 6 2B: 2 3B: 0 HR: 3	SF: 1 SAC: 0 DP: 0 HBP: 1	WP: 0 PB: 0 SB: 0 CS: 0	PA: 40										
<b>PITCHER</b>	IP	WLS	BF	H	R	ER	SO	BB	IBB	HBP	BLK	WP	HR	S	P	ERA	WHIP											
<b>37 Scott Elarton, R</b> (1, 1) ERA: 4.38	5.2		27	7	3	3	4	2	0	1	0	0	0	19	26	0.00	0.857											
<b>Elmer Dessens, R</b> (6, 1) ERA: 2.66	2.1	H	9	2	0	0	1	0	0	0	0	0	0	1	7	14	54.00	6.000										
<b>Ambiorix Burgos, R</b> (9, 1) ERA: 6.23	0.1	L	3	1	2	2	1	1	0	0	0	0	1	7	14	54.00	6.000											
<b>Andrew Sisco, L</b> (9, 1) ERA: 7.2	0.0		1	1	1	1	0	0	0	0	0	0	1	1	2	∞	∞											

**Kansas City Royals @ Cleveland Indians**  
**Jacobs Field, Cleveland, OH**  
 Tue May 16 2006, 7:05 PM EDT  
 Att. 15,399 - Rain - 57 F

AB 35  
 R 6  
 H 11  
 RBI 6  
 BB 3  
 SO 6  
 LOB 15





Batter	1	2	3	4	5	6	7	8	9	AB	R	H	RBI	BB	SO	LOB	TOP		
<b>Kerry Robinson, L</b> (1,8) OBP: 0.286, SLG: 0.339	G4-3		G4-6-3 15 1B			FC6-4 15 1B		FC6-4		4	0	1	0	0	0	2	<b>Kansas City Royals @ Cleveland Indians</b> Jacobs Field, Cleveland, OH Wed May 17 2006, 7:05 PM EDT Att: 15,064 - Partly Cloudy - 65 F		
<b>15 Mark Grudzielanek, R</b> (1,4) OBP: 0.343, SLG: 0.397	K		G4-6-3 1-2f			FC4-6 16 1B		L4		4	0	1	0	0	1	2			
<b>Doug Mientkiewicz, L</b> (1,3) OBP: 0.315, SLG: 0.325	K			G6-4-3 16 1B		F7		F7		4	0	1	0	0	1	2			
<b>16 Reggie Sanders, R</b> (1,9) OBP: 0.248, SLG: 0.416		G1-3		G6-4-3 1-2f		FC4-6 1-2f		P4		4	0	0	0	0	0	3			
<b>Matt Stairs, L</b> (1,10) OBP: 0.328, SLG: 0.439	G4-3			G6-3			F8	F8		4	0	0	0	0	0	0			
<b>Aaron Guiel, L</b> (1,7) OBP: 0.343, SLG: 0.483	1B HBP				G1-3		G1			2	0	0	0	0	0	0			
<b>Tony Graffanino, R</b> (1,5) OBP: 0.350, SLG: 0.400				G4-3		G5-3				3	0	1	0	0	0	0			
<b>4 Angel Berroa, R</b> (1,6) OBP: 0.265, SLG: 0.343				1B		G3-1		G5-3		3	0	0	0	0	0	2			
<b>Paul Bako, L</b> (1,2) OBP: 0.220, SLG: 0.200			G3-1			FC6-4 1B		FC6-4 1B		2	0	1	0	0	0	0			
<b>14 John Buck, R</b> (8,PH) OBP: 0.321, SLG: 0.427										1	0	1	0	0	0	0			
<b>Inning Stats</b>	R: 0 H: 0 E: 0 K: 2 S: 8	H: 0 LOB: 0 BB: 0 P: 11	R: 0 H: 1 E: 0 K: 0 S: 13	LOB: 2 BB: 0 P: 21	R: 0 H: 1 E: 0 K: 0 S: 7	LOB: 0 BB: 0 P: 7	R: 0 H: 1 E: 0 K: 0 S: 5	LOB: 0 BB: 0 P: 10	R: 0 H: 2 E: 0 K: 0 S: 10	LOB: 2 BB: 0 P: 15	R: 0 H: 0 E: 0 K: 0 S: 7	LOB: 0 BB: 0 P: 15	R: 0 H: 1 E: 0 K: 0 S: 10	LOB: 1 BB: 0 P: 13	R: 0 H: 0 E: 0 K: 0 S: 7	LOB: 0 BB: 0 P: 10	1B: 6 2B: 0 3B: 0 HR: 0	SF: 0 SAC: 0 DP: 2 HBP: 1	WP: 0 PA: 32 PB: 0 SB: 0 CS: 0
<b>PITCHER</b> <b>37 Jake Westbrook, R</b> (1,1) ERA: 4.98	IP: 9.0 WLS: W BF: 32 H: 6 R: 0 ER: 0 SO: 2 BB: 0 IBB: 0 HBP: 1 BLK: 0 WP: 0 HR: 0 S: 73 P: 112 ERA: 0.00 WHIP: 0.667																		

Batter	1	2	3	4	5	6	7	8	9	AB	R	H	RBI	BB	SO	LOB	BOTTOM		
<b>24 Grady Sizemore, L</b> (1,8) OBP: 0.363, SLG: 0.480	F9		48 HR BB	F7			F8			3	1	0	0	1	0	0	<b>Kansas City Royals @ Cleveland Indians</b> Jacobs Field, Cleveland, OH Wed May 17 2006, 7:05 PM EDT Att: 15,064 - Partly Cloudy - 65 F		
<b>Jason Michaels, R</b> (1,7) OBP: 0.337, SLG: 0.345	L8		48 HR BB		L6		K			3	1	0	0	1	1	0			
<b>2 Jhonny Peralla, R</b> (1,6) OBP: 0.337, SLG: 0.366	L9		48 HR		L9		G5-3			4	1	0	0	0	0	2			
<b>48 Travis Hafner, L</b> (1,10) OBP: 0.448, SLG: 0.683		G5-4-3 41 1B BB				41 FC6-4 BB		41 G6-4-3 BB		1	2	1	4	3	0	0			
<b>41 Victor Martinez, S</b> (1,2) OBP: 0.366, SLG: 0.480		G5-4-3 BB		G5-3		FC6-4		G6-4-3		3	0	0	0	1	0	2			
<b>Eduardo Perez, R</b> (1,3) OBP: 0.369, SLG: 0.638		G5-4-3								2	0	0	0	1	0	2			
<b>Ben Broussard, L</b> (8,3) OBP: 0.431, SLG: 0.600		G5-4-3 1-2f 2-3						K		1	0	0	0	0	1	0			
<b>Casey Blake, R</b> (1,9) OBP: 0.438, SLG: 0.612		G5-4-3 1B		F9			F8			3	0	1	1	0	0	1			
<b>Ronnie Belliard, R</b> (1,4) OBP: 0.329, SLG: 0.343		P3								3	0	1	0	0	1	1			
<b>Aaron Boone, R</b> (1,5) OBP: 0.324, SLG: 0.362				G4-3			P6			3	0	0	0	0	0	1			
<b>Inning Stats</b>	R: 0 H: 0 E: 0 K: 0 S: 7	H: 1 LOB: 1 BB: 2 P: 12	R: 1 H: 1 E: 0 K: 0 S: 7	LOB: 1 BB: 2 P: 20	R: 4 H: 1 E: 1 K: 0 S: 15	LOB: 1 BB: 3 P: 34	R: 0 H: 0 E: 0 K: 1 S: 10	LOB: 0 BB: 0 P: 14	R: 0 H: 1 E: 0 K: 0 S: 7	LOB: 1 BB: 0 P: 10	R: 0 H: 0 E: 0 K: 1 S: 9	LOB: 0 BB: 0 P: 13	R: 0 H: 0 E: 0 K: 1 S: 7	LOB: 0 BB: 1 P: 17	R: 0 H: 0 E: 0 K: 0 S: 7	LOB: 0 BB: 1 P: 17	1B: 2 2B: 0 3B: 0 HR: 1	SF: 0 SAC: 0 DP: 2 HBP: 0	WP: 0 PA: 33 PB: 0 SB: 2 CS: 0
<b>PITCHER</b> <b>Jeremy Affeldt, L</b> (1,1) ERA: 5.46 <b>77 Joe Nelson, R</b> (7,1) ERA <b>Andrew Sisco, L</b> (8,1) ERA: 6.75	IP: 6.0 WLS: L BF: 27 H: 3 R: 5 ER: 0 SO: 4 BB: 0 IBB: 0 HBP: 0 BLK: 0 WP: 0 HR: 0 S: 9 P: 110 ERA: 6.00 WHIP: 1.500																		







Batter	1	2	3	4	5	6	7	8	9	AB	R	H	RBI	BB	SO	LOB	TOP			
<b>José Bautista, R</b> OBP: 0.417, SLG: 0.472 (1, 8)	1-1 F8		0-0 G5-3			0-3 K			0-3 K	4	0	0	0	0	2	1	<b>Pittsburgh Pirates @ Cleveland Indians</b> Jacobs Field, Cleveland, OH Fri May 19 2006, 7:05 PM EDT Att: 32,499 - Overcast - 53 F			
<b>2 Jack Wilson, R</b> OBP: 0.343, SLG: 0.463 (1, 6)	0-1 G6-3			0-1 F9		1-2 L4			3-1 F8	4	0	0	0	0	0	0				
<b>12 Freddy Sanchez, R</b> OBP: 0.375, SLG: 0.559 (1, 5)	2-2 G5-3			1-1 HR		0-2 G6-3			1-3 K2-3	4	1	1	1	0	1	0				
<b>Jason Bay, R</b> OBP: 0.415, SLG: 0.465 (1, 7)		2-1 G4-3		0-2 G5-3			1-1 F9			3	0	0	0	0	0	0				
<b>Craig Wilson, R</b> OBP: 0.353, SLG: 0.525 (1, 3)	0-1 F9			4-2 BB			2-3 K			2	0	0	0	1	1	0				
<b>41 Ryan Doumit, S</b> OBP: 0.286, SLG: 0.500 (1, 10)	1-3 K			1-2 P2			0-0 G5-3			3	0	0	0	0	1	1				
<b>Jeremy Burnitz, L</b> OBP: 0.248, SLG: 0.371 (1, 9)			0-3 K			0-3 K		2-0 26 G6-3 1B		3	0	1	0	0	2	0				
<b>26 Ronny Paulino, R</b> OBP: 0.330, SLG: 0.373 (1, 2)			0-3 K		2-2 G4-3			0-0 G6-3 1-2		3	0	0	0	0	1	1				
<b>Jose Castillo, R</b> OBP: 0.338, SLG: 0.360 (1, 4)	0-1 1B			1-0 G5-3			0-3 K			3	0	1	0	0	1	0				
<b>Inning Stats</b>	R: 0 E: 0 K: 0 S: 8	H: 0 LOB: 0 BB: 0 P: 11	R: 0 E: 0 K: 1 S: 7	H: 0 LOB: 0 BB: 0 P: 10	R: 0 E: 0 K: 2 S: 10	H: 1 LOB: 1 BB: 0 P: 10	R: 1 E: 0 K: 0 S: 14	H: 1 LOB: 1 BB: 1 P: 20	R: 0 E: 0 K: 1 S: 11	H: 0 LOB: 0 BB: 0 P: 12	R: 0 E: 0 K: 1 S: 6	H: 0 LOB: 0 BB: 0 P: 9	R: 0 E: 0 K: 1 S: 5	H: 1 LOB: 0 BB: 0 P: 7	R: 0 E: 0 K: 2 S: 8	H: 0 LOB: 0 BB: 0 P: 12	1B: 2 2B: 0 3B: 0 HR: 1	SF: 0 SAC: 0 DP: 1 HBP: 0	WP: 0 PB: 0 SB: 0 CS: 0	PA: 30
<b>PITCHER</b> <b>CC Sabathia, L</b> ERA: 1.95 (1, 1)	IP: 9.0 WLS: W BF: 30 H: 3 R: 1 ER: 1 SO: 9 BB: 1 IBB: 0 HBP: 0 BLK: 0 WP: 0 HR: 1 S: 77 P: 102 ERA: 1.00 WHIP: 0.444															<b>PITCHER</b> IP: WLS: BF: H: R: ER: SO: BB: IBB: HBP: BLK: WP: HR: S: P: ERA: WHIP:				

AB	29
R	1
H	3
RBI	1
BB	1
SO	9
LOB	3



Batter	1	2	3	4	5	6	7	8	9	AB	R	H	RBI	BB	SO	LOB	BOTTOM			
<b>24 Grady Sizemore, L</b> OBP: 0.366, SLG: 0.508 (1, 8)	1-1 HR	0-2 1B		2-3 K			4-2 G4-6-3 BB			3	1	2	1	1	1	2	<b>Pittsburgh Pirates @ Cleveland Indians</b> Jacobs Field, Cleveland, OH Fri May 19 2006, 7:05 PM EDT Att: 32,499 - Overcast - 53 F			
<b>Jason Michaels, R</b> OBP: 0.331, SLG: 0.340 (1, 7)	2-1 G6-3	1-0 F9			4-1 41 BB BB		2-2 G4-6-3			3	0	0	0	1	0	2				
<b>2 Jhonny Peralta, R</b> OBP: 0.339, SLG: 0.359 (1, 6)	4-1 41 2B BB		2-3 K		2-3 K		1-1 F7			3	1	0	0	1	2	1				
<b>48 Travis Hafner, L</b> OBP: 0.440, SLG: 0.658 (1, 10)	2-3 K		3-2 G4-3		1-1 L9			2-3 K		4	0	0	0	0	2	2				
<b>41 Victor Martinez, S</b> OBP: 0.369, SLG: 0.483 (1, 2)	2-0 1B 2B		1-0 G5-3		4-0 1-2 BB			1-0 G5-3		3	1	1	1	1	0	0				
<b>Eduardo Perez, R</b> OBP: 0.377, SLG: 0.677 (1, 3)	1-1 1B 2B			2-2 G6-3	2-1 P3			2-1 HR		4	1	2	2	0	0	2				
<b>Ben Broussard, L</b> OBP: 0.434, SLG: 0.592 (9, 3)	2-H 1B									0	0	0	0	0	0	0				
<b>Casey Blake, R</b> OBP: 0.441, SLG: 0.600 (1, 9)	2-3 K			4-0 BB		0-1 F8		4-0 BB		2	0	0	0	2	1	1				
<b>Ronnie Belliard, R</b> OBP: 0.319, SLG: 0.338 (1, 4)		1-0 G5-3		2-2 P4		0-0 F7		1-3 K		4	0	0	0	0	1	2				
<b>Aaron Boone, R</b> OBP: 0.336, SLG: 0.363 (1, 5)		0-3 K		4-1 BB		0-0 G6-3				2	0	0	0	1	1	0				
<b>Lou Merloni, R</b> (8, 5)				1-2 BB						0	0	0	0	0	0	0				
<b>Inning Stats</b>	R: 3 E: 0 K: 2 S: 15	H: 3 LOB: 1 BB: 1 P: 29	R: 0 E: 0 K: 1 S: 8	H: 1 LOB: 1 BB: 0 P: 10	R: 0 E: 0 K: 1 S: 7	H: 0 LOB: 0 BB: 0 P: 13	R: 0 E: 0 K: 1 S: 12	H: 0 LOB: 2 BB: 2 P: 26	R: 0 E: 0 K: 0 S: 9	H: 0 LOB: 0 BB: 2 P: 22	R: 0 E: 0 K: 0 S: 4	H: 0 LOB: 0 BB: 1 P: 15	R: 1 E: 0 K: 2 S: 9	H: 1 LOB: 1 BB: 1 P: 19	R: 0 E: 0 K: 2 S: 8	H: 0 LOB: 0 BB: 0 P: 12	1B: 2 2B: 1 3B: 0 HR: 2	SF: 0 SAC: 0 DP: 1 HBP: 0	WP: 0 PB: 0 SB: 1 CS: 0	PA: 35
<b>PITCHER</b> <b>57 Zach Duke, L</b> ERA: 4.19 (1, 1)	IP: 7.0 WLS: L BF: 30 H: 4 R: 3 ER: 3 SO: 6 BB: 6 IBB: 0 HBP: 0 BLK: 0 WP: 0 HR: 1 S: 63 P: 119 ERA: 3.86 WHIP: 1.429															<b>PITCHER</b> IP: WLS: BF: H: R: ER: SO: BB: IBB: HBP: BLK: WP: HR: S: P: ERA: WHIP:				
<b>34 John Grabow, L</b> ERA: 5.6 (8, 1)	IP: 1.0 WLS: L BF: 5 H: 1 R: 1 ER: 1 SO: 2 BB: 1 IBB: 0 HBP: 0 BLK: 0 WP: 0 HR: 0 S: 9 P: 19 ERA: 9.00 WHIP: 2.000															<b>PITCHER</b> IP: WLS: BF: H: R: ER: SO: BB: IBB: HBP: BLK: WP: HR: S: P: ERA: WHIP:				





Batter	1	2	3	4	5	6	7	8	9	AB	R	H	RBI	BB	SO	LOB	TOP				
13 Nate McLouth, L OBP: 0.314, SLG: 0.363			G4-3	2 SF8 BB	G6-3			G4-6-3		4	2	1	1	1	0	2					
2 Jack Wilson, R OBP: 0.336, SLG: 0.457	G6-3		12 BB HR	1B	SF8		P5		F7	4	1	1	1	0	0	0					
12 Freddy Sanchez, R OBP: 0.384, SLG: 0.557	G5-4-3		HR	BB	CI		G4-1		P6	4	1	2	0	1	0	0					
Jason Bay, R OBP: 0.420, SLG: 0.510	G5-4-3		HR	BB	CI		K		HR	5	2	3	4	0	1	1					
Jeremy Burnitz, L OBP: 0.255, SLG: 0.381		41 1B G5-4-3		CI			G3-1		G3	4	1	2	0	0	0	0					
41 Ryan Doumit, S OBP: 0.282, SLG: 0.471	G5-4-3		G6-3	G3			K			4	0	1	0	0	1	4					
Craig Wilson, R OBP: 0.350, SLG: 0.516	G5-4-3			F9			G5-3			4	0	1	0	0	0	1					
26 Ronny Paulino, R OBP: 0.326, SLG: 0.379	G6-3			HR			FC4-6		F8	4	1	1	0	0	0	1					
Jose Castillo, R OBP: 0.342, SLG: 0.386			L4	HR			G3-1			4	1	2	2	0	0	1					
<b>Inning Stats</b>	R: 1 E: 0 K: 0 S: 12	H: 2 LOB: 0 BB: 0 P: 19	R: 1 E: 0 K: 0 S: 6	H: 2 LOB: 0 BB: 0 P: 12	R: 3 E: 0 K: 0 S: 10	H: 3 LOB: 1 BB: 1 P: 17	R: 3 E: 1 K: 0 S: 16	H: 4 LOB: 3 BB: 0 P: 27	R: 0 E: 0 K: 1 S: 8	H: 0 LOB: 0 BB: 0 P: 10	R: 0 E: 0 K: 1 S: 7	H: 0 LOB: 0 BB: 0 P: 11	R: 0 E: 0 K: 0 S: 5	H: 1 LOB: 0 BB: 0 P: 8	R: 1 E: 0 K: 0 S: 16	H: 1 LOB: 0 BB: 0 P: 25	1B: 8 2B: 2 3B: 0 HR: 4	SF: 1 SAC: 0 DP: 3 HBP: 0	WP: 0 PB: 0 SB: 2 CS: 0	PA: 41	
<b>PITCHER</b>	IP	WLS	BF	H	R	ER	SO	BB	IBB	HBP	BLK	WP	HR	S	P	ERA	WHIP				
Jason Johnson, R ERA: 6.52	3.2	L	21	10	8	8	0	2	0	0	0	0	3	39	69	19.64	3.273				
55 Roberto Hernandez, R ERA: 6.53	3.2		15	3	0	0	2	0	0	0	0	0	0	32	44	0.00	0.818				
Scott Sauerbeck, L ERA: 3.96	0.2		1	0	0	0	0	0	0	0	0	0	0	1	2	0.00	0.000				
Guillermo Mota, R ERA: 5.6	1.0		4	1	1	1	0	0	0	0	0	0	1	16	25	9.00	1.000				

Pittsburgh Pirates @ Cleveland Indians  
Jacobs Field, Cleveland, OH  
Sat May 20 2006, 7:05 PM EDT  
Att: 30,799 - Clear - 62 F

AB	37
R	9
H	14
RBI	8
BB	2
SO	2
LOB	10



Batter	1	2	3	4	5	6	7	8	9	AB	R	H	RBI	BB	SO	LOB	BOTTOM				
24 Grady Sizemore, L OBP: 0.367, SLG: 0.519	FC6-4		G3	HR		K			K	4	1	1	3	1	2	1					
Casey Blake, R OBP: 0.440, SLG: 0.600	FC6-4		K	2S		1B			K	5	1	2	0	0	2	2					
2 Jhonny Peralla, R OBP: 0.330, SLG: 0.349	K		K	F8					K	5	0	0	0	0	3	3					
48 Travis Hafner, L OBP: 0.435, SLG: 0.645	BB		G4-3			F8			L4	3	0	0	0	1	0	1					
41 Victor Martinez, S OBP: 0.372, SLG: 0.481	G3-1		F7	WP		BB			FC6	3	0	1	1	1	0	2					
Ben Broussard, L OBP: 0.436, SLG: 0.594			1B	FC4-6		K			FC6	3	2	1	0	1	1	2					
Ronnie Belliard, R OBP: 0.317, SLG: 0.335			SH1-4	FC5		G4-3			G4-3	4	1	1	1	0	0	2					
Todd Hollandsworth, L OBP: 0.268, SLG: 0.450			24 G3	SH1-4		FC4-6			G5-3	1	1	0	0	1	0	2					
Jason Michaels, R OBP: 0.333, SLG: 0.342			24 G3	SH1-4		FC4-6			G5-3	2	0	1	0	0	0	0					
Lou Merloni, R OBP: 0.372, SLG: 0.481			SH1-4	G6-3		G5-4-3			F9	3	0	0	1	0	0	2					
<b>Inning Stats</b>	R: 0 E: 0 K: 1 S: 13	H: 0 LOB: 2 BB: 2 P: 25	R: 2 E: 0 K: 1 S: 14	H: 2 LOB: 1 BB: 1 P: 22	R: 0 E: 0 K: 1 S: 7	H: 0 LOB: 0 BB: 0 P: 12	R: 3 E: 0 K: 0 S: 19	H: 2 LOB: 1 BB: 1 P: 29	R: 0 E: 0 K: 1 S: 6	H: 1 LOB: 0 BB: 0 P: 9	R: 1 E: 0 K: 0 S: 9	H: 2 LOB: 1 BB: 0 P: 17	R: 0 E: 0 K: 0 S: 7	H: 0 LOB: 0 BB: 0 P: 9	R: 0 E: 0 K: 3 S: 11	H: 0 LOB: 0 BB: 0 P: 14	1B: 4 2B: 2 3B: 0 HR: 1	SF: 0 SAC: 1 DP: 1 HBP: 0	WP: 1 PB: 0 SB: 1 CS: 0	PA: 39	
<b>PITCHER</b>	IP	WLS	BF	H	R	ER	SO	BB	IBB	HBP	BLK	WP	HR	S	P	ERA	WHIP				
45 Ian Snell, R ERA: 5.74	5.0	W	25	4	5	2	4	5	0	0	0	0	0	6	9	0.00	1.000				
Damaso Marte, L ERA: 2.7	1.0	H	3	1	0	0	1	0	0	0	0	0	0	9	17	9.00	2.000				
16 Salomon Torres, R ERA: 4.94	1.0	H	5	2	1	1	0	0	0	0	0	0	0	9	17	9.00	2.000				
Roberto Hernandez, R ERA: 1.96	1.0	H	3	0	0	0	0	0	0	0	0	0	0	7	9	0.00	0.000				
Michael Gonzalez, L ERA: 1.65	1.0	S	3	0	0	0	3	0	0	0	0	0	0	11	14	0.00	0.000				

Pittsburgh Pirates @ Cleveland Indians  
Jacobs Field, Cleveland, OH  
Sat May 20 2006, 7:05 PM EDT  
Att: 30,799 - Clear - 62 F

AB	33
R	6
H	7
RBI	6
BB	5
SO	8
LOB	17









Batter	1	2	3	4	5	6	7	8	9	10	AB	R	H	RBI	BB	SO	LOB	TOP										
<b>24 Grady Sizemore, L</b> (1, 8) OBP: 0.362, SLG: 0.510											5	0	2	2	0	1	1	<b>Cleveland Indians @ Minnesota Twins</b> Hubert H. Humphrey Metrodome, Minneapolis, MN Tue May 23 2006, 8:10 PM EDT Att. 19,334 - Dome - 70 F <a href="http://livebaseballscorecards.com">livebaseballscorecards.com</a>										
<b>Jason Michaels, R</b> (1, 7) OBP: 0.332, SLG: 0.351											5	0	1	0	0	2	4											
<b>Casey Blake, R</b> (1, 9) OBP: 0.426, SLG: 0.578											5	1	0	0	0	2	3											
<b>48 Travis Hafner, L</b> (1, 10) OBP: 0.439, SLG: 0.633											3	1	1	1	2	1	1											
<b>41 Victor Martinez, S</b> (1, 2) OBP: 0.370, SLG: 0.472											4	0	0	0	0	1	3											
<b>Eduardo Perez, R</b> (1, 3) OBP: 0.373, SLG: 0.706											3	1	1	2	0	0	0											
<b>Ben Broussard, L</b> (8, PH) OBP: 0.425, SLG: 0.578											1	0	0	0	0	1	1											
<b>Ronnie Belliard, R</b> (1, 4) OBP: 0.318, SLG: 0.342											4	1	1	0	0	0	1											
<b>Aaron Boone, R</b> (1, 5) OBP: 0.335, SLG: 0.357											4	1	1	0	0	2	0											
<b>Lou Merloni, R</b> (1, 6) OBP: 0.222, SLG: 0.222											3	0	2	0	0	1	0											
<b>2 Johnny Peralta, R</b> (7, 6) OBP: 0.340, SLG: 0.367											1	0	0	0	0	0	0											
<b>Inning Stats</b>	R: 0 E: 0 K: 0 S: 8	H: 1 LOB: 0 BB: 0 P: 10	R: 0 E: 0 K: 0 S: 9	H: 0 LOB: 0 BB: 1 P: 16	R: 0 E: 0 K: 2 S: 7	H: 0 LOB: 0 BB: 0 P: 10	R: 0 E: 0 K: 0 S: 9	H: 1 LOB: 1 BB: 0 P: 13	R: 2 E: 0 K: 1 S: 14	H: 4 LOB: 2 BB: 0 P: 16	R: 3 E: 1 K: 0 S: 13	H: 2 LOB: 0 BB: 0 P: 19	R: 0 E: 0 K: 2 S: 15	H: 1 LOB: 1 BB: 0 P: 20	R: 0 E: 0 K: 1 S: 7	H: 0 LOB: 1 BB: 1 P: 13	R: 0 E: 0 K: 2 S: 10	H: 0 LOB: 0 BB: 0 P: 13	R: 0 E: 0 K: 3 S: 13	H: 0 LOB: 0 BB: 0 P: 17	1B: 5 2B: 4 3B: 0 HR: 1	SF: 0 SAC: 0 DP: 2 HBP: 0	WP: 0 PA: 40 PB: 0 SB: 1 CS: 0					
<b>PITCHER</b>	IP WLS BF H R ER SO BB IBB HBP BLK WP HR S P ERA WHIP											<b>PITCHER</b>										IP WLS BF H R ER SO BB IBB HBP BLK WP HR S P ERA WHIP						
<b>Johan Santana, L</b> (1, 1) ERA: 3.42	7.0	30	9	5	4	5	5	1	0	0	0	0	0	0	7	104	5.14	1.429										
<b>Juan Rincon, R</b> (8, 1) ERA: 2.45	1.0	4	0	0	0	1	1	0	0	0	0	0	0	0	7	13	0.00	1.000										
<b>36 Joe Nathan, R</b> (9, 1) ERA: 2.4	2.0	6	0	0	0	5	0	0	0	0	0	0	0	0	23	30	0.00	0.000										

Batter	1	2	3	4	5	6	7	8	9	10	AB	R	H	RBI	BB	SO	LOB	BOTTOM										
<b>20 Lew Ford, R</b> (1, 7) OBP: 0.310, SLG: 0.291											5	0	0	0	0	1	3	<b>Cleveland Indians @ Minnesota Twins</b> Hubert H. Humphrey Metrodome, Minneapolis, MN Tue May 23 2006, 8:10 PM EDT Att. 19,334 - Dome - 70 F <a href="http://livebaseballscorecards.com">livebaseballscorecards.com</a>										
<b>Luis Castillo, S</b> (1, 4) OBP: 0.379, SLG: 0.405											5	0	0	0	0	1	0											
<b>7 Joe Mauer, L</b> (1, 2) OBP: 0.401, SLG: 0.452											4	0	1	0	1	0	0											
<b>Tori Hunter, R</b> (1, 8) OBP: 0.347, SLG: 0.456											2	3	1	0	3	0	1											
<b>5 Michael Cuddyer, R</b> (1, 9) OBP: 0.357, SLG: 0.567											5	1	2	2	0	1	4											
<b>33 Justin Morneau, L</b> (1, 3) OBP: 0.303, SLG: 0.473											4	1	1	1	0	1	1											
<b>24 Rondell White, R</b> (1, 10) OBP: 0.209, SLG: 0.226											4	1	2	0	0	1	0											
<b>Tony Batista, R</b> (1, 5) OBP: 0.311, SLG: 0.413											3	0	0	0	1	1	1											
<b>Juan Castro, R</b> (1, 6) OBP: 0.267, SLG: 0.298											3	0	2	2	0	0	0											
<b>16 Jason Kubel, L</b> (9, PH) OBP: 0.263, SLG: 0.176											1	0	0	0	0	1	0											
<b>8 Nick Punto, S</b> (10, 6) OBP: 0.379, SLG: 0.362											0	0	0	0	0	0	0											
<b>Inning Stats</b>	R: 0 E: 0 K: 1 S: 10	H: 0 LOB: 0 BB: 0 P: 15	R: 2 E: 0 K: 0 S: 16	H: 3 LOB: 2 BB: 1 P: 30	R: 2 E: 0 K: 0 S: 11	H: 1 LOB: 0 BB: 1 P: 19	R: 0 E: 0 K: 1 S: 6	H: 0 LOB: 0 BB: 0 P: 8	R: 0 E: 0 K: 0 S: 11	H: 1 LOB: 2 BB: 0 P: 18	R: 1 E: 0 K: 0 S: 12	H: 3 LOB: 3 BB: 0 P: 16	R: 0 E: 0 K: 2 S: 10	H: 0 LOB: 1 BB: 1 P: 16	R: 0 E: 0 K: 2 S: 13	H: 0 LOB: 0 BB: 0 P: 17	R: 0 E: 0 K: 1 S: 7	H: 0 LOB: 0 BB: 0 P: 9	R: 1 E: 0 K: 0 S: 8	H: 1 LOB: 1 BB: 1 P: 13	1B: 6 2B: 2 3B: 0 HR: 1	SF: 1 SAC: 0 DP: 1 HBP: 0	WP: 0 PA: 42 PB: 0 SB: 0 CS: 0					
<b>PITCHER</b>	IP WLS BF H R ER SO BB IBB HBP BLK WP HR S P ERA WHIP											<b>PITCHER</b>										IP WLS BF H R ER SO BB IBB HBP BLK WP HR S P ERA WHIP						
<b>31 Cliff Lee, L</b> (1, 1) ERA: 4.65	5.0	25	7	5	5	2	3	0	0	0	0	0	0	0	16	24	0.00	1.000										
<b>Fernando Cabrera, R</b> (8, 1) ERA: 7.07	2.0	7	1	0	0	2	1	0	0	0	0	0	0	0	3	3	0.00	0.000										
<b>Scott Sauerbeck, L</b> (8, 1) ERA: 3.72	0.1	1	0	0	0	1	0	0	0	0	0	0	0	3	3	0.00	0.000											
<b>63 Rafael Betancourt, R</b> (8, 1) ERA: 3.86	1.2	5	0	0	0	2	0	0	0	0	0	0	0	17	23	0.00	0.000											
<b>Guillermo Mota, R</b> (10, 1) ERA: 3.89	0.2	4	1	1	1	0	1	0	0	0	0	0	0	8	13	13.50	3.000											





Batter	1	2	3	4	5	6	7	8	9	AB	R	H	RBI	BB	SO	LOB	TOP					
24 Grady Sizemore, L OBP: 0.368, SLG: 0.510	P5	F8				2-2 2E 1B	1-2 1-H 1B	4-2 48 1B BB		4	1	2	1	1	0	1						
Jason Michaels, R OBP: 0.333, SLG: 0.353	2-2 48 BB 1B		0-1 2 CS 1B			0-0 F7	0-0 G5-3	2-2 F8		5	1	2	0	0	0	4						
2 Jhonny Perella, R OBP: 0.337, SLG: 0.363	2-1 L9		2-2 48 G1-3 1B			1-3 K		0-2 G5-3	0-1 FC5 48 1B	5	0	1	0	0	1	4						
48 Travis Hafner, L OBP: 0.443, SLG: 0.627	4-1 41 E BB		3-2 G1-3			0-3 K		4-0 41 1B HR	2-1 41 G4-6-3 1B	3	2	1	2	2	1	2						
41 Victor Martinez, S OBP: 0.376, SLG: 0.482	1-1 E9		0-1 F7					0-0 BB 1B G6-4-3	1-2 HR 1B	5	2	3	2	0	0	3						
Ben Broussard, L OBP: 0.416, SLG: 0.561	0-3 K					2-2 F8		1-0 G6-4-3 BB 1B	1-0 F8	5	1	1	0	0	2	3						
Casey Blake, R OBP: 0.431, SLG: 0.614		0-2 F8				1-2 HR		4-2 G6-4-3 BB	0-0 1-H 2-H HR	4	2	2	4	1	0	0						
Ronnie Belliard, R OBP: 0.315, SLG: 0.337		2-0 1B				0-0 G5-3		0-0 G6-4-3	1-2 L7	5	0	1	0	0	0	2						
Aaron Boone, R OBP: 0.339, SLG: 0.361	1-2 P4					1-2 G5-3		1-2 24 S 24 1B	0-0 2 E 48 BB 1B	4	2	2	1	0	0	1						
<b>Inning Stats</b>	R: 2 E: 1 K: 1 S: 13	H: 2 LOB: 1 BB: 1 P: 22	R: 0 E: 0 K: 0 S: 9	H: 1 LOB: 1 BB: 0 P: 12	R: 0 E: 0 K: 0 S: 10	H: 2 LOB: 0 BB: 0 P: 15	R: 1 E: 0 K: 0 S: 12	H: 1 LOB: 0 BB: 0 P: 16	R: 0 E: 0 K: 2 S: 10	H: 1 LOB: 1 BB: 0 P: 13	R: 3 E: 0 K: 0 S: 15	H: 4 LOB: 1 BB: 1 P: 24	R: 3 E: 0 K: 0 S: 9	H: 2 LOB: 0 BB: 1 P: 15	R: 2 E: 1 K: 0 S: 16	H: 2 LOB: 1 BB: 1 P: 25	R: 0 E: 0 K: 1 S: 6	H: 0 LOB: 0 BB: 0 P: 8	1B: 12 2B: 1 3B: 0 HR: 2	SF: 0 SAC: 0 DP: 2 HBP: 0	WP: 0 PB: 0 SB: 2 CS: 1	PA: 44
<b>PITCHER</b>	IP WLS BF H R ER SO BB IBB HBP BLK WP HR S P ERA WHIP	IP WLS BF H R ER SO BB IBB HBP BLK WP HR S P ERA WHIP																				
Brad Radke, R ERA: 7.44	(1, 1) 5.2 L 28 11 6 6 3 2 0 0 0 0 1 68 101 9.53 2.294	(6, 1) 0.2 4 1 2 2 0 1 0 0 0 0 0 5 9 27.00 3.000	(7, 1) 0.2 3 1 1 1 0 0 0 0 0 0 1 5 7 13.50 1.500	(8, 1) 2.0 9 2 2 1 1 1 0 0 0 0 0 22 33 4.50 1.500																		

Cleveland Indians @ Minnesota Twins  
Hubert H. Humphrey Metrodome, Minneapolis, MN  
Wed May 24, 2006, 1:10 PM EDT  
Att: 22,789 - Dome - 70 F

AB 40  
R 11  
H 15  
RBI 10  
BB 4  
SO 4  
LOB 20



Batter	1	2	3	4	5	6	7	8	9	AB	R	H	RBI	BB	SO	LOB	BOTTOM					
20 Lew Ford, R OBP: 0.308, SLG: 0.290	G6-3		2-3 K			2-2 8 FC4-6 1B		1-2 F9		4	0	1	0	0	1	1						
8 Nick Punto, S OBP: 0.371, SLG: 0.355	B1		0-2 G3			0-2 FC4-6		1-2 55 1B		4	0	1	0	0	0	1						
55 Mike Redmond, R OBP: 0.447, SLG: 0.533	1-0 1B					1-3 K		0-0 G4-3		4	0	2	0	0	1	1						
Torii Hunter, R OBP: 0.347, SLG: 0.454	0-0 5 S 1B					1-1 G5-3		0-3 K		3	0	1	0	0	1	0						
16 Jason Kubel, L OBP: 0.250, SLG: 0.167	1-3 1B					1-3 K		2-1 F8		4	0	0	0	0	2	4						
5 Michael Cuddyer, R OBP: 0.385, SLG: 0.566	2-3 K					1-3 K		1-0 F8		4	0	0	0	0	2	4						
33 Justin Morneau, L OBP: 0.296, SLG: 0.461		1-0 G6-3				0-0 F8		2-3 K		4	0	0	0	0	1	2						
24 Rondell White, R OBP: 0.212, SLG: 0.228		1-0 F8				1-1 L8		1-1 G6-3 1B		3	0	1	0	0	0	0						
Tony Batista, R OBP: 0.305, SLG: 0.404		1-3 K				2-0 P4		2-1 L8		3	0	0	0	0	1	1						
Juan Castro, R OBP: 0.260, SLG: 0.291			0-1 G6-3			0-2 F8		0-0 G6-3		3	0	0	0	0	0	1						
<b>Inning Stats</b>	R: 0 E: 0 K: 1 S: 9	H: 2 LOB: 2 BB: 0 P: 12	R: 0 E: 0 K: 1 S: 5	H: 0 LOB: 0 BB: 0 P: 8	R: 0 E: 0 K: 1 S: 8	H: 0 LOB: 0 BB: 0 P: 10	R: 0 E: 0 K: 2 S: 9	H: 0 LOB: 0 BB: 0 P: 12	R: 0 E: 0 K: 0 S: 4	H: 0 LOB: 0 BB: 0 P: 7	R: 0 E: 0 K: 0 S: 12	H: 1 LOB: 1 BB: 0 P: 14	R: 0 E: 0 K: 2 S: 8	H: 0 LOB: 0 BB: 0 P: 12	R: 0 E: 0 K: 0 S: 10	H: 1 LOB: 1 BB: 0 P: 14	R: 0 E: 0 K: 1 S: 11	H: 2 LOB: 2 BB: 0 P: 13	1B: 6 2B: 0 3B: 0 HR: 0	SF: 0 SAC: 0 DP: 0 HBP: 0	WP: 0 PB: 0 SB: 1 CS: 0	PA: 33
<b>PITCHER</b>	IP WLS BF H R ER SO BB IBB HBP BLK WP HR S P ERA WHIP	IP WLS BF H R ER SO BB IBB HBP BLK WP HR S P ERA WHIP																				
CC Sabathia, L ERA: 1.52	(1, 1) 9.0 W 33 6 0 0 8 0 0 0 0 0 0 76 102 0.00 0.667																					

Cleveland Indians @ Minnesota Twins  
Hubert H. Humphrey Metrodome, Minneapolis, MN  
Wed May 24, 2006, 1:10 PM EDT  
Att: 22,789 - Dome - 70 F

AB 33  
R 0  
H 6  
RBI 0  
BB 0  
SO 8  
LOB 13





Batter	1	2	3	4	5	6	7	8	9	AB	R	H	RBI	BB	SO	LOB	TOP					
24 Grady Sizemore, L (1, 8) OBP: 0.366, SLG: 0.510										4	0	1	0	0	1	1	<b>Cleveland Indians @ Detroit Tigers</b> Comerica Park, Detroit, MI Fri May 26 2006, 7:05 PM EDT Att: 31,241 - Partly Cloudy - 73 F					
Jason Michaels, R (1, 7) OBP: 0.332, SLG: 0.350										4	1	1	0	0	0	0						
2 Jhonny Peralla, R (1, 6) OBP: 0.340, SLG: 0.371										4	0	2	1	0	1	0						
48 Travis Hafner, L (1, 10) OBP: 0.434, SLG: 0.612											4	0	0	0	1	2						
41 Victor Martinez, S (1, 2) OBP: 0.374, SLG: 0.473											3	0	0	0	1	0						
Eduardo Perez, R (1, 3) OBP: 0.380, SLG: 0.736										4	1	2	1	0	0	0						
Casey Blake, R (1, 9) OBP: 0.424, SLG: 0.602										3	0	0	0	0	0	2						
Ronnie Belliard, R (1, 4) OBP: 0.309, SLG: 0.331										3	0	0	0	0	0	2						
Aaron Boone, R (1, 5) OBP: 0.339, SLG: 0.360										3	1	1	0	0	0	0						
<b>Inning Stats</b>	R: 0 E: 0 K: 1 S: 7	H: 1 LOB: 0 BB: 0 P: 12	R: 0 E: 0 K: 1 S: 10	H: 1 LOB: 2 BB: 1 P: 18	R: 0 E: 0 K: 0 S: 5	H: 0 LOB: 0 BB: 0 P: 10	R: 0 E: 0 K: 0 S: 8	H: 1 LOB: 0 BB: 0 P: 14	R: 0 E: 0 K: 0 S: 10	H: 0 LOB: 0 BB: 0 P: 14	R: 2 E: 1 K: 0 S: 12	H: 3 LOB: 1 BB: 0 P: 19	R: 1 E: 0 K: 0 S: 10	H: 1 LOB: 0 BB: 0 P: 13	R: 0 E: 0 K: 1 S: 8	H: 0 LOB: 0 BB: 0 P: 12	R: 0 E: 0 K: 0 S: 5	H: 0 LOB: 0 BB: 0 P: 7	1B: 4 2B: 2 3B: 0 HR: 1	SF: 0 SAC: 0 DP: 1 HBP: 0	WP: 0 PB: 0 SB: 0 CS: 0	PA: 33
<b>PITCHER</b>	IP WLS BF H R ER SO BB IBB HBP BLK WP HR S P ERA WHIP																					
29 Nate Robertson, L (1, 1) ERA: 3.02	6.0 W 24 7 3 2 2 1 0 0 0 0 1 54 91 3.00 1.333																					
Jason Grilli, R (7, 1) ERA: 4.0	2.0 6 0 0 0 1 0 0 0 0 0 0 16 21 0.00 0.000																					
Jamie Walker, L (9, 1) ERA: 0.77	1.0 3 0 0 0 0 0 0 0 0 0 0 5 7 0.00 0.000																					

Batter	1	2	3	4	5	6	7	8	9	AB	R	H	RBI	BB	SO	LOB	BOTTOM					
28 Curtis Granderson, L (1, 8) OBP: 0.396, SLG: 0.486										5	0	2	5	0	1	1	<b>Cleveland Indians @ Detroit Tigers</b> Comerica Park, Detroit, MI Fri May 26 2006, 7:05 PM EDT Att: 31,241 - Partly Cloudy - 73 F					
14 Placido Polanco, R (1, 4) OBP: 0.306, SLG: 0.333										4	0	0	0	0	1	2						
Ivan Rodriguez, R (1, 2) OBP: 0.344, SLG: 0.432										4	0	1	0	0	0	1						
30 Magglio Ordonez, R (1, 9) OBP: 0.363, SLG: 0.566										4	1	1	0	0	0	1						
31 Chris Shelton, R (1, 3) OBP: 0.380, SLG: 0.599										2	2	1	0	2	1	1						
Craig Monroe, R (1, 7) OBP: 0.299, SLG: 0.471										4	2	2	0	0	0	1						
33 Marcus Thames, R (1, 10) OBP: 0.410, SLG: 0.718										3	2	1	1	1	1	0						
15 Brandon Inge, R (1, 5) OBP: 0.294, SLG: 0.497										3	0	0	1	0	0	2						
39 Ramon Santiago, S (1, 6) OBP: 0.237, SLG: 0.270										3	1	1	0	1	0	2						
<b>Inning Stats</b>	R: 0 E: 0 K: 0 S: 7	H: 1 LOB: 1 BB: 0 P: 9	R: 3 E: 0 K: 1 S: 24	H: 4 LOB: 1 BB: 0 P: 28	R: 0 E: 0 K: 0 S: 6	H: 0 LOB: 1 BB: 1 P: 12	R: 0 E: 0 K: 1 S: 9	H: 1 LOB: 1 BB: 0 P: 16	R: 0 E: 0 K: 0 S: 5	H: 0 LOB: 0 BB: 0 P: 8	R: 4 E: 0 K: 0 S: 19	H: 2 LOB: 1 BB: 3 P: 33	R: 1 E: 1 K: 1 S: 10	H: 1 LOB: 0 BB: 0 P: 17	R: 0 E: 0 K: 1 S: 6	H: 0 LOB: 0 BB: 0 P: 7	R: 0 E: 0 K: 0 S: 3	H: 0 LOB: 0 BB: 0 P: 7	1B: 6 2B: 2 3B: 1 HR: 0	SF: 1 SAC: 0 DP: 0 HBP: 0	WP: 0 PB: 0 SB: 0 CS: 0	PA: 37
<b>PITCHER</b>	IP WLS BF H R ER SO BB IBB HBP BLK WP HR S P ERA WHIP																					
37 Jake Westbrook, R (1, 1) ERA: 5.58	5.1 L 27 7 7 7 2 4 0 0 0 0 0 63 99 11.81 2.062																					
Jason Davis, R (6, 1) ERA: 3.09	1.2 7 2 1 0 1 0 0 0 0 0 0 17 24 0.00 1.200																					
Guillermo Mota, R (8, 1) ERA: 5.59	1.0 3 0 0 0 1 0 0 0 0 0 0 6 7 0.00 0.000																					



Batter	1	2	3	4	5	6	7	8	9	AB	R	H	RBI	BB	SO	LOB	TOP										
24 Grady Sizemore, L OBP: 0.364, SLG: 0.519	L5			HR		F7		F7		4	1	1	1	0	0	2	<b>Cleveland Indians @ Detroit Tigers</b> Comerica Park, Detroit, MI Sat May 27 2006, 7:05 PM EDT Att: 37,102 - Clear - 77 F										
Casey Blake, R OBP: 0.426, SLG: 0.595	48 PO BB			K				K		2	0	0	0	1	2	1											
2 Jhonny Perella, R OBP: 0.338, SLG: 0.368	K			48 C4-6-3 1B		K		G6-3		4	0	1	0	0	2	4											
48 Travis Hafner, L OBP: 0.435, SLG: 0.609	PO			G4-6-3 1B		K				4	0	2	0	0	1	3											
41 Victor Martinez, S OBP: 0.366, SLG: 0.462						G4-3		F7		4	0	0	0	0	0	2											
Ben Broussard, L OBP: 0.403, SLG: 0.542						F7		G5-3		4	0	0	0	0	0	1											
Ronnie Belliard, R OBP: 0.321, SLG: 0.349				11-3 1B						3	0	3	0	0	0	0											
Todd Hollandsworth, L OBP: 0.250, SLG: 0.419				L1-3		K		G3		3	0	0	0	0	1	3											
Aaron Boone, R OBP: 0.345, SLG: 0.379				G6-3				24 F7 2B		3	0	2	0	0	0	0											
<b>Inning Stats</b>	R: 0 E: 0 K: 1 S: 12	H: 0 LOB: 0 BB: 1 P: 17	R: 0 E: 0 K: 0 S: 5	H: 1 LOB: 0 BB: 0 P: 7	R: 0 E: 0 K: 0 S: 8	H: 1 LOB: 0 BB: 0 P: 13	R: 1 E: 0 K: 1 S: 10	H: 2 LOB: 0 BB: 0 P: 17	R: 0 E: 0 K: 2 S: 15	H: 1 LOB: 2 BB: 0 P: 20	R: 0 E: 0 K: 0 S: 10	H: 1 LOB: 1 BB: 0 P: 17	R: 0 E: 0 K: 1 S: 10	H: 1 LOB: 0 BB: 0 P: 16	R: 0 E: 0 K: 0 S: 7	H: 1 LOB: 0 BB: 0 P: 7	1B: 5 2B: 4 3B: 0 HR: 1	SF: 0 SAC: 0 DP: 4 HBP: 1	WP: 0 PB: 0 SB: 0 CS: 0	PA: 34							
<b>PITCHER</b>	IP	WLS	BF	H	R	ER	SO	BB	IBB	HBP	BLK	WP	HR	S	P	ERA	WHIP										
35 Justin Verlander, R ERA: 2.55	7.0	W	26	7	1	1	5	1	0	1	0	0	1	68	100	1.29	1.143										
56 Fernando Rodney, R ERA: 1.25	1.0	H	4	1	0	0	1	0	0	0	0	0	0	10	16	0.00	1.000										
59 Todd Jones, R ERA: 3.12	1.0	S	3	1	0	0	0	0	0	0	0	0	0	7	7	0.00	1.000										

Batter	1	2	3	4	5	6	7	8	9	AB	R	H	RBI	BB	SO	LOB	BOTTOM										
28 Curtis Granderson, L OBP: 0.367, SLG: 0.486	K					F7				4	1	1	0	0	2	0	<b>Cleveland Indians @ Detroit Tigers</b> Comerica Park, Detroit, MI Sat May 27 2006, 7:05 PM EDT Att: 37,102 - Clear - 77 F										
14 Placido Polanco, R OBP: 0.316, SLG: 0.349	P3							14 1B 2B		4	0	3	1	0	0	0											
9 Carlos Guillen, S OBP: 0.389, SLG: 0.518	E3 30 HR					G6-3		2H 1B		4	1	0	0	0	2	2											
30 Magglio Ordonez, R OBP: 0.363, SLG: 0.579	1H HR					G4-3				3	1	1	2	0	0	1											
31 Chris Shelton, R OBP: 0.384, SLG: 0.606	1B					FC5-4 2B		F8		3	0	2	0	0	0	0											
Jack Hannahan, L (1, 10)	K					F8		G4-3		3	0	0	0	0	1	2											
Craig Monroe, R OBP: 0.300, SLG: 0.469						FC5-4 15 CS				3	0	1	0	0	0	1											
15 Brandon Inge, R OBP: 0.289, SLG: 0.487						CS		F7		3	0	0	0	0	1	1											
13 Vance Wilson, R OBP: 0.308, SLG: 0.432						1-2		L6		3	0	0	0	0	1	0											
<b>Inning Stats</b>	R: 2 E: 1 K: 2 S: 19	H: 2 LOB: 1 BB: 0 P: 22	R: 0 E: 0 K: 1 S: 8	H: 0 LOB: 0 BB: 0 P: 15	R: 0 E: 0 K: 2 S: 11	H: 1 LOB: 1 BB: 0 P: 14	R: 0 E: 0 K: 0 S: 9	H: 1 LOB: 0 BB: 0 P: 13	R: 0 E: 0 K: 0 S: 7	H: 0 LOB: 0 BB: 0 P: 9	R: 0 E: 0 K: 0 S: 4	H: 1 LOB: 0 BB: 0 P: 5	R: 0 E: 0 K: 1 S: 12	H: 1 LOB: 0 BB: 0 P: 12	R: 1 E: 0 K: 1 S: 9	H: 2 LOB: 0 BB: 0 P: 14	1B: 4 2B: 3 3B: 0 HR: 1	SF: 0 SAC: 0 DP: 1 HBP: 0	WP: 0 PB: 0 SB: 0 CS: 1	PA: 31							
<b>PITCHER</b>	IP	WLS	BF	H	R	ER	SO	BB	IBB	HBP	BLK	WP	HR	S	P	ERA	WHIP										
Paul Byrd, R ERA: 5.22	7.0	L	26	6	2	0	6	0	0	0	0	0	0	9	14	9.00	2.000										
Fernando Cabrera, R ERA: 7.2	1.0		4	2	1	1	1	0	0	0	0	0	0	9	14	9.00	2.000										








Batter	1	2	3	4	5	6	7	8	9	AB	R	H	RBI	BB	SO	LOB	TOP										
22 Scott Podsednik, L (1, 7) OBP: 0.371, SLG: 0.409	1-1 F9	1-2 F7	1-1 FC4			3-2 25 HR		2-0 F7		5	1	1	0	0	0	1											
Tadahito Iguchi, R (1, 4) OBP: 0.351, SLG: 0.438	3-1 25 HR	1-2 G1-3		1-3 K		0-3 K		2-3 K		5	1	1	0	0	3	1											
25 Jim Thome, L (1, 10) OBP: 0.429, SLG: 0.674 Chris Widger, R (9, PH) OBP: 0.364, SLG: 0.459	0-2 2H HR	2-0 F8		2-3 K		0-0 1H HR		1-0 2B		4	2	2	4	0	1	0											
14 Paul Konerko, R (1, 3) OBP: 0.382, SLG: 0.601 Ross Gload, L (6, 3) OBP: 0.200, SLG: 0.304	0-0 23 BB		3-2 24 HR	3-2 K		3-3 K		0-0 2B		4	2	2	1	0	2	0											
23 Jermaine Dye, R (1, 9) OBP: 0.344, SLG: 0.639 Rob Mackowiak, L (7, PH) OBP: 0.376, SLG: 0.411	4-2 24 BB		1-1 L5		0-1 24 SF9		0-1 12 G6-3	1-2 P6		2	2	1	0	1	0	0											
12 A.J. Pierzynski, L (1, 2) OBP: 0.365, SLG: 0.421	0-1 F9		1-2 G1-3		0-0 G3		1-2 G6-3	3-3 K		5	0	0	0	0	1	5											
24 Joe Crede, R (1, 5) OBP: 0.410, SLG: 0.596 38 Pablo Ozuna, R (7, PH) OBP: 0.451, SLG: 0.587	1-2 5 HR		2-2 5 HR		1-2 SF9		2-2 F9			2	1	2	2	0	0	0											
5 Juan Uribe, R (1, 6) OBP: 0.245, SLG: 0.340	0-0 2-3 3-H		3-2 1-H HR		3-2 G4-3		0-3 K			4	1	2	3	0	1	0											
32 Brian Anderson, R (1, 8) OBP: 0.276, SLG: 0.296	1-0 F7		4-2 22 FC4			2-3 K		0-0 G6-3		3	0	0	0	1	1	2											
<b>Inning Stats</b>	R: 4 E: 0 K: 0 S: 21	H: 5 LOB: 2 BB: 1 P: 31	R: 0 E: 0 K: 0 S: 8	H: 0 LOB: 0 BB: 0 P: 12	R: 3 E: 0 K: 0 S: 29	H: 3 LOB: 1 BB: 1 P: 44	R: 0 E: 0 K: 3 S: 10	H: 0 LOB: 0 BB: 0 P: 16	R: 1 E: 0 K: 0 S: 7	H: 1 LOB: 0 BB: 0 P: 9	R: 2 E: 0 K: 3 S: 16	H: 2 LOB: 0 BB: 0 P: 24	R: 0 E: 0 K: 0 S: 10	H: 1 LOB: 0 BB: 0 P: 13	R: 0 E: 0 K: 1 S: 5	H: 0 LOB: 0 BB: 0 P: 7	R: 1 E: 0 K: 2 S: 12	H: 2 LOB: 1 BB: 0 P: 19	1B: 6 2B: 3 3B: 1 HR: 4	SF: 1 SAC: 0 DP: 1 HBP: 0	WP: 0 PB: 0 CS: 0	PA: 42					
<b>PITCHER</b>	IP	WLS	BF	H	R	ER	SO	BB	IBB	HBP	BLK	WP	HR	S	P	ERA	WHIP										
31 Cliff Lee, L (1, 1) ERA: 5.46	2.2	L	17	8	7	7	3	1	0	0	0	0	3	54	78	23.62	3.375										
Jason Davis, R (3, 1) ERA: 3.15	2.1		9	1	1	1	3	1	0	0	0	0	0	21	34	3.86	0.857										
Guillermo Mota, R (6, 1) ERA: 5.64	3.0		11	3	2	4	4	0	0	0	0	0	1	31	44	6.00	1.000										
Scott Sauerbeck, L (9, 1) ERA: 4.22	1.0		5	2	1	1	2	0	0	0	0	0	0	12	19	9.00	2.000										

**Chicago White Sox @ Cleveland Indians**  
 Jacobs Field, Cleveland, OH  
 Mon May 29 2006, 1:05 PM EDT  
 Att: 31,803 - Sunny - 83 F

AB 39  
 R 11  
 H 14  
 RBI 11  
 BB 2  
 SO 9  
 LOB 10



Batter	1	2	3	4	5	6	7	8	9	AB	R	H	RBI	BB	SO	LOB	BOTTOM										
24 Grady Sizemore, L (1, 8) OBP: 0.368, SLG: 0.521 Todd Hollandsworth, L (7, 8) OBP: 0.244, SLG: 0.409	4-2 G5-3		2-2 1B		2-2 L9			1-2 G1-3		2	0	1	0	1	0	1											
Jason Michaels, R (1, 7) OBP: 0.332, SLG: 0.366	0-0 G1-3		1-2 1B			3-2 G6-3		0-0 G5-3		4	0	1	0	0	0	1											
2 Jhonny Peralta, R (1, 6) OBP: 0.338, SLG: 0.360	1-2 G5-3		2-1 P4			2-0 G6-3		4-1 BB		3	0	0	0	1	0	3											
48 Travis Hafner, L (1, 10) OBP: 0.440, SLG: 0.617	1-1 F8			1-2 F7		4-2 BB		0-0 P6		3	0	0	0	1	0	2											
41 Victor Martinez, S (1, 2) OBP: 0.359, SLG: 0.452		2-2 P6		2-2 F7		1-0 G4-3		0-0 F7		4	0	0	0	0	0	2											
Ben Broussard, L (1, 3) OBP: 0.382, SLG: 0.512		1-2 K		1-3 K		1-3 K		1-3 K		4	0	0	0	0	4	1											
Casey Blake, R (1, 9) OBP: 0.413, SLG: 0.571		2-2 G6-3			0-1 F9		1-0 G6-3			3	0	0	0	0	0	0											
Ronnie Belliard, R (1, 4) OBP: 0.316, SLG: 0.343			2-3 K		2-3 K		0-0 G5-3			3	0	0	0	0	2	0											
Aaron Boone, R (1, 5) OBP: 0.352, SLG: 0.386 Lou Merloni, R (3, 5) OBP: 0.235, SLG: 0.133			3-2 G1-6-3		4-2 BB			1-1 F7		0	0	0	0	0	0	0											
<b>Inning Stats</b>	R: 0 E: 0 K: 0 S: 8	H: 0 LOB: 1 BB: 1 P: 14	R: 0 E: 0 K: 1 S: 10	H: 0 LOB: 0 BB: 0 P: 15	R: 0 E: 0 K: 1 S: 16	H: 2 LOB: 2 BB: 0 P: 26	R: 0 E: 0 K: 1 S: 10	H: 0 LOB: 0 BB: 0 P: 14	R: 0 E: 0 K: 1 S: 12	H: 0 LOB: 1 BB: 1 P: 20	R: 0 E: 0 K: 0 S: 7	H: 0 LOB: 1 BB: 1 P: 17	R: 0 E: 0 K: 1 S: 7	H: 0 LOB: 0 BB: 0 P: 9	R: 0 E: 0 K: 0 S: 10	H: 0 LOB: 0 BB: 0 P: 12	R: 0 E: 0 K: 1 S: 6	H: 0 LOB: 1 BB: 1 P: 11	1B: 2 2B: 0 3B: 0 HR: 0	SF: 0 SAC: 0 DP: 0 HBP: 0	WP: 0 PB: 0 CS: 0	PA: 33					
<b>PITCHER</b>	IP	WLS	BF	H	R	ER	SO	BB	IBB	HBP	BLK	WP	HR	S	P	ERA	WHIP										
Javier Vazquez, R (1, 1) ERA: 3.86	6.0	W	23	2	0	0	4	3	0	0	0	0	0	63	106	0.00	0.833										
Neal Cotts, L (7, 1) ERA: 2.91	2.0		6	0	0	0	1	0	0	0	0	0	0	17	21	0.00	0.000										
Jeff Nelson, R (9, 1) ERA: 3.86	1.0		4	0	0	0	1	1	0	0	0	0	0	6	11	0.00	1.000										

**Chicago White Sox @ Cleveland Indians**  
 Jacobs Field, Cleveland, OH  
 Mon May 29 2006, 1:05 PM EDT  
 Att: 31,803 - Sunny - 83 F

AB 29  
 R 0  
 H 2  
 RBI 0  
 BB 4  
 SO 6  
 LOB 10







Batter	1	2	3	4	5	6	7	8	9	AB	R	H	RBI	BB	SO	LOB	TOP
38 Pablo Ozuna, R (1, 7) OBP: 0.455, SLG: 0.600 Rob Mackowiak, L (9, PH) OBP: 0.373, SLG: 0.406	G4-3		14 F8 2B		25 BB 1B		K		K	4	0	2	2	0	1	0	<b>Chicago White Sox @ Cleveland Indians</b> Jacobs Field, Cleveland, OH Tue May 30 2006, 7:05 PM EDT Att: 20,944 - Partly Cloudy - 86 F
Tadahito Iguchi, R (1, 4) OBP: 0.342, SLG: 0.426	G6-3		B2		F9		F9		G4-3	5	0	0	0	0	0	3	
25 Jim Thome, L (1, 10) OBP: 0.435, SLG: 0.670	K		BB		BB		BB		BB	1	0	0	0	3	1	0	
14 Paul Konerko, R (1, 3) OBP: 0.375, SLG: 0.589		G4-3	F8		K		F8			4	0	0	0	0	1	5	
23 Jermaine Dye, R (1, 9) OBP: 0.406, SLG: 0.650		HR	K		K		K		K	4	1	1	1	0	3	2	
24 Joe Crede, R (1, 5) OBP: 0.347, SLG: 0.506	L6				5 G5-4-3 1B		1B		F9	4	0	2	0	0	0	0	
Chris Widger, R (1, 2) OBP: 0.354, SLG: 0.439	G6-3		P6		1B		1B		K	4	0	1	0	0	1	1	
5 Juan Uribe, R (1, 6) OBP: 0.247, SLG: 0.340 22 Scott Podsednik, L (9, PH) OBP: 0.374, SLG: 0.409			32 SH 38 2B 1B		G5-4-3		F8		8 FC3-6 BB	3	1	1	0	0	0	3	
32 Brian Anderson, R (1, 8) OBP: 0.271, SLG: 0.291 8 Alex Cintron, S (9, PH) OBP: 0.259, SLG: 0.316			SH 38 2B 1-3		G1-3		K		FC3-6 S	2	1	0	0	0	1	2	
										1B: 5	SF: 0	WP: 0	PA: 38				
										2B: 1	SAC: 1	FB: 0					
										3B: 0	DP: 1	SB: 1					
										HR: 1	HBP: 0	CS: 0					
<b>Inning Stats</b>	R: 0 E: 0 K: 1 S: 10	H: 0 LOB: 0 BB: 0 P: 18	R: 1 E: 0 K: 0 S: 10	H: 1 LOB: 0 BB: 0 P: 13	R: 2 E: 1 K: 1 S: 14	H: 2 LOB: 2 BB: 1 P: 22	R: 0 E: 0 K: 0 S: 9	H: 1 LOB: 0 BB: 1 P: 12	R: 0 E: 0 K: 2 S: 16	H: 2 LOB: 2 BB: 0 P: 19	R: 0 E: 0 K: 1 S: 7	H: 0 LOB: 1 BB: 1 P: 11	R: 0 E: 0 K: 2 S: 8	H: 0 LOB: 0 BB: 0 P: 9	R: 0 E: 0 K: 1 S: 8	H: 0 LOB: 1 BB: 1 P: 15	
<b>PITCHER</b>	IP WLS BF H R ER SO BB IBB HBP BLK WP HR S P ERA WHIP																
CC Sabathia, L (1, 1) ERA: 1.71	6.0	W 27	7	3	2	5	2	0	0	0	0	0	1	70	112	3.00	1.500
Fernando Cabrera, R (7, 1) ERA: 6.48	1.0	H 4	0	0	0	1	1	0	0	0	0	0	0	7	11	0.00	1.000
63 Rafael Betancourt, R (8, 1) ERA: 3.48	1.0	H 3	0	0	0	2	0	0	0	0	0	0	0	8	9	0.00	0.000
Bob Wickman, R (9, 1) ERA: 2.4	1.0	S 4	0	0	0	1	1	0	0	0	0	0	0	8	15	0.00	1.000

Batter	1	2	3	4	5	6	7	8	9	AB	R	H	RBI	BB	SO	LOB	BOTTOM
24 Grady Sizemore, L (1, 8) OBP: 0.370, SLG: 0.516	G4-3		2 HR HBP		1B BB		G4-3			2	1	0	0	1	0	1	<b>Chicago White Sox @ Cleveland Indians</b> Jacobs Field, Cleveland, OH Tue May 30 2006, 7:05 PM EDT Att: 20,944 - Partly Cloudy - 86 F
Jason Michaels, R (1, 7) OBP: 0.340, SLG: 0.376			SF7		1B		48 FC6-5 2 1B 1B			3	0	3	1	0	0	0	
2 Johnny Peralta, R (1, 6) OBP: 0.341, SLG: 0.378	F9		3H HR		F7		48 FC6-5 1B			4	1	2	2	0	0	3	
48 Travis Hafner, L (1, 10) OBP: 0.437, SLG: 0.615	G3		41 2B 2B		K		FC6-5			4	1	1	0	0	1	3	
41 Victor Martinez, S (1, 2) OBP: 0.356, SLG: 0.453		G5-3	G5-3		G4-3		L6			4	0	1	1	0	0	2	
Eduardo Perez, R (1, 3) OBP: 0.383, SLG: 0.679 Ben Broussard, L (8, 3) OBP: 0.382, SLG: 0.512		G6-3	G5-3		K		K			4	0	0	0	0	2	3	
Casey Blake, R (1, 9) OBP: 0.415, SLG: 0.569			2-3							0	0	0	0	0	0	0	
Ronnie Belliard, R (1, 4) OBP: 0.314, SLG: 0.346			F8		L7				G6-4-3 1B	4	0	2	0	0	0	1	
Aaron Boone, R (1, 5) OBP: 0.350, SLG: 0.383			F9		F9		F8		B2	4	0	1	0	0	0	2	
			E9 SF7 1B		K		F8		G6-4-3	4	1	1	0	0	1	2	
										1B: 7	SF: 1	WP: 0	PA: 36				
										2B: 3	SAC: 0	FB: 0					
										3B: 0	DP: 1	SB: 0					
										HR: 1	HBP: 1	CS: 0					
<b>Inning Stats</b>	R: 0 E: 0 K: 0 S: 10	H: 1 LOB: 1 BB: 0 P: 14	R: 0 E: 0 K: 0 S: 10	H: 1 LOB: 0 BB: 0 P: 16	R: 4 E: 1 K: 0 S: 16	H: 4 LOB: 1 BB: 0 P: 27	R: 0 E: 0 K: 1 S: 14	H: 1 LOB: 2 BB: 1 P: 22	R: 0 E: 0 K: 2 S: 10	H: 0 LOB: 0 BB: 0 P: 15	R: 0 E: 0 K: 0 S: 8	H: 1 LOB: 1 BB: 0 P: 13	R: 0 E: 0 K: 1 S: 12	H: 2 LOB: 2 BB: 0 P: 14	R: 0 E: 0 K: 0 S: 4	H: 1 LOB: 0 BB: 0 P: 4	
<b>PITCHER</b>	IP WLS BF H R ER SO BB IBB HBP BLK WP HR S P ERA WHIP																
56 Mark Buehrle, L (1, 1) ERA: 2.89	6.0	L 28	8	4	4	3	1	0	0	0	0	0	0	4	4	∞	∞
Cliff Politte, R (7, 1) ERA: 7.0	0.0	2	2	0	0	0	0	0	0	0	0	0	0	4	4	∞	∞
37 Matt Thornton, L (7, 1) ERA: 3.24	2.0	6	1	0	0	1	0	0	0	0	0	0	0	12	14	0.00	0.500

AB 33  
R 3  
H 7  
RBI 3  
BB 4  
SO 9  
LOB 18



AB 33  
R 4  
H 11  
RBI 4  
BB 1  
SO 4  
LOB 17





Batter	1	2	3	4	5	6	7	8	9	AB	R	H	RBI	BB	SO	LOB	TOP										
22 Scott Podsednik, L (1,7) OBP: 0.366, SLG: 0.400	G4-3		G1-3		G5-3			F8		4	0	0	0	0	0	0	<b>Chicago White Sox @ Cleveland Indians</b> Jacobs Field, Cleveland, OH Wed May 31 2006, 7:05 PM EDT Att: 21,671 - Partly Cloudy - 82 F <a href="http://livebaseballscorecards.com">livebaseballscorecards.com</a>										
8 Alex Cintron, S (1,4) OBP: 0.271, SLG: 0.325	1B		1B		G1-3			G3		4	0	2	0	0	0	0											
25 Jim Thome, L (1,10) OBP: 0.432, SLG: 0.661	1B		G3		G5-3			F7		4	0	1	0	0	0	1											
14 Paul Konerko, R (1,3) OBP: 0.368, SLG: 0.577	K		G4-3		G1-3			K		4	0	0	0	0	2	3											
23 Jermaine Dye, R (1,9) OBP: 0.402, SLG: 0.638	G6-3		G6-3		G6-3			K		4	0	1	0	0	1	2											
12 A.J. Pierzynski, L (1,2) OBP: 0.374, SLG: 0.442		1B			F8			2B		4	0	3	0	0	0	1											
24 Joe Crede, R (1,5) OBP: 0.340, SLG: 0.495	F9		FC6-5					G6-3		4	0	0	0	0	0	3											
Rob Mackowiak, L (1,8) OBP: 0.363, SLG: 0.394	F7		G3		G6-3			G6-3		3	0	0	0	0	0	2											
5 Juan Uribe, R (1,6) OBP: 0.243, SLG: 0.333	P6				F9			K		3	0	0	0	0	1	1											
<b>Inning Stats</b>	R: 0 H: 2 E: 0 K: 1 S: 16	H: 2 LOB: 2 BB: 0 P: 25	R: 0 H: 1 E: 0 K: 0 S: 8	LOB: 1 BB: 0 P: 14	R: 0 H: 1 E: 0 K: 0 S: 12	LOB: 1 BB: 0 P: 17	R: 0 H: 1 E: 0 K: 0 S: 8	LOB: 1 BB: 0 P: 15	R: 0 H: 0 E: 0 K: 0 S: 7	LOB: 0 BB: 0 P: 10	R: 0 H: 1 E: 0 K: 1 S: 13	LOB: 1 BB: 0 P: 18	R: 0 H: 0 E: 0 K: 1 S: 6	LOB: 0 BB: 0 P: 8	R: 0 H: 0 E: 0 K: 2 S: 8	LOB: 0 BB: 0 P: 13	R: 0 H: 1 E: 0 K: 2 S: 12	LOB: 1 BB: 0 P: 21	1B: 5 2B: 2 3B: 0 HR: 0	SF: 0 SAC: 0 DP: 0 HBP: 0	WP: 0 PB: 0 CS: 0	PA: 34					
<b>PITCHER</b>	IP	WLS	BF	H	R	ER	SO	BB	IBB	HBP	BLK	WP	HR	S	P	ERA	WHIP										
37 Jake Westbrook, R (1,1) ERA: 5.0	7.0	W	27	6	0	0	2	0	0	0	0	0	0	70	107	0.00	0.857										
63 Rafael Betancourt, R (8,1) ERA: 3.21	1.0		3	0	0	0	0	0	0	0	0	0	0	8	13	0.00	0.000										
55 Roberto Hernandez, R (9,1) ERA: 5.96	1.0		4	1	0	0	2	0	0	0	0	0	0	12	21	0.00	1.000										

Batter	1	2	3	4	5	6	7	8	9	AB	R	H	RBI	BB	SO	LOB	BOTTOM										
24 Grady Sizemore, L (1,8) OBP: 0.379, SLG: 0.530	F8		2B		1B			1B		4	2	3	2	1	0	0	<b>Chicago White Sox @ Cleveland Indians</b> Jacobs Field, Cleveland, OH Wed May 31 2006, 7:05 PM EDT Att: 21,671 - Partly Cloudy - 82 F <a href="http://livebaseballscorecards.com">livebaseballscorecards.com</a>										
Jason Michaels, R (1,7) OBP: 0.341, SLG: 0.381	G5-3		1B		K		3B	F8		5	0	2	2	0	1	4											
2 Jhonny Peralta, R (1,6) OBP: 0.335, SLG: 0.371	F8		2B		G5-3		1B			4	0	0	0	0	1	3											
48 Travis Hafner, L (1,10) OBP: 0.438, SLG: 0.615	G3		2B		K		IBB			3	0	1	0	1	1	0											
41 Victor Martinez, S (1,2) OBP: 0.354, SLG: 0.446	F9		G3		G3		F8			3	0	0	0	0	0	3											
Ben Broussard, L (1,3) OBP: 0.379, SLG: 0.527	HR		K		P6		F7			4	1	1	1	0	1	2											
Casey Blake, R (1,9) OBP: 0.407, SLG: 0.556	G5-3		G5-3		K		P3			4	0	0	0	0	1	2											
Aaron Boone, R (1,5) OBP: 0.353, SLG: 0.382			P6		2B		G5-3			3	1	1	0	1	0	0											
Lou Merloni, R (1,4) OBP: 0.263, SLG: 0.176			K		SH1-4		1B			2	0	1	0	0	1	0											
Ronnie Belliard, R (7, PR) OBP: 0.318, SLG: 0.350			K		SH1-4		1B			1	1	1	0	0	0	0											
<b>Inning Stats</b>	R: 0 H: 0 E: 0 K: 0 S: 8	H: 1 LOB: 0 BB: 0 P: 12	R: 1 H: 1 E: 0 K: 0 S: 9	LOB: 0 BB: 0 P: 19	R: 1 H: 2 E: 0 K: 2 S: 13	LOB: 1 BB: 0 P: 17	R: 0 H: 1 E: 0 K: 1 S: 12	LOB: 1 BB: 0 P: 18	R: 1 H: 2 E: 0 K: 1 S: 13	LOB: 1 BB: 0 P: 20	R: 0 H: 0 E: 0 K: 2 S: 8	LOB: 0 BB: 0 P: 13	R: 2 H: 3 E: 0 K: 0 S: 18	LOB: 2 BB: 1 P: 29	R: 0 H: 1 E: 0 K: 0 S: 16	LOB: 3 BB: 2 P: 29	R: 0 H: 1 E: 0 K: 0 S: 16	LOB: 2 BB: 2 P: 29	1B: 6 2B: 2 3B: 1 HR: 1	SF: 0 SAC: 1 DP: 0 HBP: 1	WP: 0 PB: 0 CS: 0	PA: 38					
<b>PITCHER</b>	IP	WLS	BF	H	R	ER	SO	BB	IBB	HBP	BLK	WP	HR	S	P	ERA	WHIP										
Freddy Garcia, R (1,1) ERA: 4.57	6.1	L	28	8	5	5	6	0	0	1	0	0	0	25	45	0.00	2.400										
Cliff Politte, R (7,1) ERA: 6.41	1.2		10	2	0	0	0	2	1	0	0	0	0	25	45	0.00	2.400										















Batter	1	2	3	4	5	6	7	8	9	AB	R	H	RBI	BB	SO	LOB	TOP								
<b>9 Chone Figgins, S</b> OBP: 0.331, SLG: 0.359 (1, 5)										5	2	1	1	1	1	1	<b>Los Angeles Angels @ Cleveland Indians</b> Jacobs Field, Cleveland, OH Sun Jun 04 2006, 8:05 PM EDT Att: 19,128 - Partly Cloudy - 64 F								
<b>Orlando Cabrera, R</b> OBP: 0.346, SLG: 0.425 <b>32 Erick Aybar, S</b> OBP: 0.333, SLG: 0.583 (1, 6) (7, 6)										5	1	2	1	0	1	0									
<b>16 Garret Anderson, L</b> OBP: 0.319, SLG: 0.430 <b>39 Robb Quinlan, R</b> OBP: 0.262, SLG: 0.309 (1, 7) (8, 7)										4	0	0	0	1	0	2									
<b>27 Vladimir Guerrero, R</b> OBP: 0.362, SLG: 0.559 <b>65 Tommy Murphy, S</b> OBP: 0.314, SLG: 0.419 (1, 9) (8, 8)										4	2	2	1	0	1	1									
<b>Tim Salmon, R</b> OBP: 0.382, SLG: 0.487 <b>8 Dallas McPherson, L</b> OBP: 0.257, SLG: 0.471 (1, 10) (8, PH) (8, 10)										2	3	1	0	1	0	0									
<b>22 Kendrys Morales, S</b> OBP: 0.300, SLG: 0.469 (1, 3)										5	2	3	3	0	0	0									
<b>20 Juan Rivera, R</b> OBP: 0.282, SLG: 0.398 (1, 8) (6, 9)										4	0	2	3	0	0	1									
<b>Mike Napoli, R</b> OBP: 0.439, SLG: 0.564 (1, 2)										4	2	2	2	1	1	1									
<b>Adam Kennedy, L</b> OBP: 0.330, SLG: 0.392 (1, 4)										5	1	1	1	0	2	2									
<b>Inning Stats</b>	R: 3 E: 0 K: 1 S: 17	H: 4 LOB: 1 BB: 0 P: 25	R: 1 E: 0 K: 1 S: 11	H: 1 LOB: 1 BB: 1 P: 16	R: 3 E: 0 K: 2 S: 16	H: 2 LOB: 0 BB: 1 P: 23	R: 0 E: 0 K: 1 S: 11	H: 0 LOB: 1 BB: 1 P: 19	R: 0 E: 0 K: 0 S: 10	H: 1 LOB: 2 BB: 1 P: 18	R: 4 E: 0 K: 1 S: 13	H: 4 LOB: 1 BB: 0 P: 20	R: 0 E: 0 K: 0 S: 7	H: 0 LOB: 0 BB: 0 P: 13	R: 1 E: 0 K: 0 S: 4	H: 1 LOB: 0 BB: 0 P: 8		R: 2 E: 0 K: 0 S: 27	H: 3 LOB: 1 BB: 0 P: 42	1B: 8 2B: 4 3B: 0 HR: 4	SF: 1 SAC: 0 DP: 0 HBP: 1	WP: 0 PB: 0 SB: 1 CS: 0	PA: 48		
<b>PITCHER</b>	IP	WLS	BF	H	R	ER	SO	BB	IBB	HBP	BLK	WP	HR	S	P	ERA	WHIP								
<b>CC Sabathia, L</b> ERA: 2.75 (1, 1)	5.0	L	27	8	7	7	5	4	0	0	0	0	3	65	101	12.60	2.400								
<b>Jason Davis, R</b> ERA: 4.3 (6, 1)	2.0		11	4	4	4	1	0	0	1	0	0	0	20	33	18.00	2.000								
<b>Guillermo Mota, R</b> ERA: 7.82 (8, 1)	1.2		9	4	3	3	0	0	0	0	0	0	1	25	42	16.20	2.400								
<b>Scott Sauerbeck, L</b> ERA: 4.97 (9, 1)	0.1		1	0	0	0	0	0	0	0	0	0	0	6	8	0.00	0.000								

Batter	1	2	3	4	5	6	7	8	9	AB	R	H	RBI	BB	SO	LOB	BOTTOM								
<b>24 Grady Sizemore, L</b> OBP: 0.390, SLG: 0.530 (1, 8)										1	0	0	0	2	0	1	<b>Los Angeles Angels @ Cleveland Indians</b> Jacobs Field, Cleveland, OH Sun Jun 04 2006, 8:05 PM EDT Att: 19,128 - Partly Cloudy - 64 F								
<b>Jason Michaels, R</b> OBP: 0.341, SLG: 0.400 (1, 7)										4	0	2	0	0	0	2									
<b>2 Jhonny Peralla, R</b> OBP: 0.321, SLG: 0.350 <b>Lou Merloni, R</b> OBP: 0.286, SLG: 0.263 (1, 6) (8, 6)										3	0	0	0	0	1	3									
<b>48 Travis Hafner, L</b> OBP: 0.449, SLG: 0.620 (1, 10)										2	0	0	0	1	1	2									
<b>41 Victor Martinez, S</b> OBP: 0.355, SLG: 0.451 (1, 2)										3	1	1	1	1	1	3									
<b>Ben Broussard, L</b> OBP: 0.399, SLG: 0.578 (1, 3)										4	1	2	1	0	1	1									
<b>Casey Blake, R</b> OBP: 0.397, SLG: 0.542 <b>Todd Hollandsworth, L</b> OBP: 0.229, SLG: 0.383 (1, 9) (7, PH) (8, 9)										2	0	0	0	0	0	0									
<b>Ronnie Belliard, R</b> OBP: 0.324, SLG: 0.362 (1, 4)										4	0	0	0	0	1	2									
<b>Aaron Boone, R</b> OBP: 0.340, SLG: 0.381 (1, 5)										4	0	1	0	0	0	0									
<b>Inning Stats</b>	R: 0 E: 0 K: 1 S: 9	H: 0 LOB: 0 BB: 1 P: 15	R: 0 E: 1 K: 0 S: 6	H: 0 LOB: 0 BB: 0 P: 9	R: 0 E: 0 K: 1 S: 8	H: 0 LOB: 0 BB: 0 P: 11	R: 0 E: 0 K: 1 S: 15	H: 1 LOB: 2 BB: 1 P: 26	R: 0 E: 0 K: 0 S: 8	H: 0 LOB: 1 BB: 1 P: 15	R: 0 E: 0 K: 0 S: 20	H: 1 LOB: 2 BB: 1 P: 30	R: 0 E: 0 K: 1 S: 11	H: 2 LOB: 0 BB: 0 P: 17	R: 2 E: 0 K: 1 S: 12	H: 2 LOB: 0 BB: 0 P: 18		1B: 4 2B: 0 3B: 0 HR: 2	SF: 0 SAC: 0 DP: 3 HBP: 1	WP: 0 PB: 0 SB: 0 CS: 0	PA: 36				
<b>PITCHER</b>	IP	WLS	BF	H	R	ER	SO	BB	IBB	HBP	BLK	WP	HR	S	P	ERA	WHIP								
<b>41 John Lackey, R</b> ERA: 3.08 (1, 1)	7.0	W	26	2	0	0	4	4	0	1	0	0	0	11	17	0.00	0.857								
<b>Kevin Gregg, R</b> ERA: 4.26 (8, 1)	1.0		5	2	0	0	1	0	0	0	0	0	2	12	18	18.00	2.000								
<b>Francisco Rodriguez, R</b> ERA: 4.07 (9, 1)	1.0		5	2	2	2	1	0	0	0	0	0	2	12	18	18.00	2.000								

AB	42
R	14
H	16
RBI	14
BB	4
SO	6
LOB	9





Batter	1	2	3	4	5	6	7	8	9	AB	R	H	RBI	BB	SO	LOB	TOP				
<b>21 Mark Kotsay, L</b> OBP: 0.324, SLG: 0.413	0-1 HR		3-2 G4-3				0-0 F7		3-2 G5-3	4	1	1	1	1	0	1					
<b>Nick Swisher, S</b> OBP: 0.389, SLG: 0.587	2-1 G6-3		1-2 F7						4-2 3 BB	4	1	1	0	1	0	2					
<b>3 Eric Chavez, L</b> OBP: 0.374, SLG: 0.548	0-1 G3-1		4-0 HR						1-2 BB	3	2	2	2	2	0	0					
<b>Frank Thomas, R</b> OBP: 0.350, SLG: 0.509	0-3 K		1-0 HR						0-3 K	5	1	1	3	0	3	3					
<b>7 Bobby Crosby, R</b> OBP: 0.288, SLG: 0.407		1-0 G4-3	0-2 G4-3						1-2 E5 29 1B	4	1	0	0	0	0	0					
<b>Jay Payton, R</b> OBP: 0.266, SLG: 0.335		1-1 G6-3		1-2 G4-3					1-3 K	4	0	0	0	0	1	1					
<b>29 Dan Johnson, L</b> OBP: 0.308, SLG: 0.325		4-1 FC4-6 BB		2-2 G3-1					2-2 1B	3	0	1	1	1	0	0					
<b>Jason Kendall, R</b> OBP: 0.359, SLG: 0.325		3-1 FC4-6		0-0					1-2 G4-3	4	0	1	0	0	0	2					
<b>Marco Scutaro, R</b> OBP: 0.283, SLG: 0.233			3-2 21 G4-3 HR 1B		1-0 G6-3				3-2 F9	4	1	1	0	0	0	1					
<b>Inning Stats</b>	R: 1 E: 0 K: 1 S: 9	H: 1 LOB: 0 BB: 0 P: 11	R: 0 E: 0 K: 0 S: 6	H: 0 LOB: 1 BB: 1 P: 15	R: 3 E: 0 K: 0 S: 17	H: 2 LOB: 0 BB: 1 P: 29	R: 0 E: 0 K: 0 S: 9	H: 1 LOB: 1 BB: 0 P: 13	R: 0 E: 0 K: 0 S: 8	H: 0 LOB: 0 BB: 0 P: 10	R: 0 E: 0 K: 0 S: 7	H: 0 LOB: 0 BB: 0 P: 12	R: 3 E: 1 K: 2 S: 20	H: 3 LOB: 1 BB: 0 P: 29	R: 0 E: 0 K: 1 S: 14	H: 0 LOB: 2 BB: 2 P: 28	1B: 4 2B: 1 3B: 0 HR: 3	SF: 0 SAC: 0 DP: 1 HBP: 0	WP: 0 PB: 0 SB: 1 CS: 0	PA: 40	
<b>PITCHER</b>	IP	WLS	BF	H	R	ER	SO	BB	IBB	HBP	BLK	WP	HR	S	P	ERA	WHIP				
<b>37 Jake Westbrook, R</b> ERA: 5.04	(1, 1)	6.2	27	5	4	4	1	3	0	0	0	0	2	62	104	5.40	1.200				
<b>Scott Sauerbeck, L</b> ERA: 6.23	(7, 1)	0.1	B	3	2	2	0	0	0	0	0	0	1	5	8	54.00	6.000				
<b>63 Rafael Betancourt, R</b> ERA: 3.0	(8, 1)	1.0	L	5	1	1	0	2	0	0	0	0	0	16	22	0.00	1.000				
<b>Fernando Cabrera, R</b> ERA: 6.16	(9, 1)	1.0		5	0	0	0	1	2	0	0	0	0	14	28	0.00	2.000				

Oakland Athletics @ Cleveland Indians  
Jacobs Field, Cleveland, OH  
Tue Jun 06 2006, 7:05 PM EDT  
Att: 17,340 - Partly Cloudy - 76 F

AB 35  
R 7  
H 8  
RBI 7  
BB 5  
SO 4  
LOB 10



Batter	1	2	3	4	5	6	7	8	9	AB	R	H	RBI	BB	SO	LOB	BOTTOM					
<b>24 Grady Sizemore, L</b> OBP: 0.386, SLG: 0.536	1-3 K	1-0 P6					0-0 HR		3-2 F8	5	1	1	1	0	1	1						
<b>Jason Michaels, R</b> OBP: 0.342, SLG: 0.397	0-0 F8		4-0 41 G4-6-3 BB				2-1 K		0-0 F7	4	1	1	0	1	1	0						
<b>48 Travis Hafner, L</b> OBP: 0.449, SLG: 0.631	4-1 BB		3-3 K				2-0 HR		2-1 G3	3	1	1	1	1	1	2						
<b>41 Victor Martinez, S</b> OBP: 0.357, SLG: 0.452	3-1 P3		3-2 G4-6-3				0-1 F9 1B		1-2 1B	4	1	2	1	0	0	2						
<b>Eduardo Perez, R</b> OBP: 0.348, SLG: 0.659		2-2 G5-3		2-1 L6			3-0 1B		2-2 P3	4	0	1	0	0	0	1						
<b>Ben Broussard, L</b> OBP: 0.399, SLG: 0.578							1-2 1B			0	0	0	0	0	0	0						
<b>2 Jhonny Peralta, R</b> OBP: 0.316, SLG: 0.344		1-1 G6-3		2-3 K			2-3 K		3-3 K	4	0	0	0	0	3	2						
<b>Casey Blake, R</b> OBP: 0.395, SLG: 0.536		2-1 2B 1B		1-1 F8			0-1 F9		2-2 G4-3	4	1	1	0	0	0	2						
<b>Ronnie Belliard, R</b> OBP: 0.327, SLG: 0.370		1-0 1B 2B		1-0 F7			1-0 1B		0-0 F8	4	1	2	2	0	0	0						
<b>Aaron Boone, R</b> OBP: 0.338, SLG: 0.378		0-0 2B 1B		3-3 K			3-3 G4-3		1-0 P4	4	0	1	1	0	1	2						
<b>Inning Stats</b>	R: 0 E: 0 K: 1 S: 7	H: 0 LOB: 1 BB: 1 P: 15	R: 2 E: 0 K: 0 S: 11	H: 3 LOB: 0 BB: 0 P: 18	R: 0 E: 0 K: 1 S: 6	H: 0 LOB: 0 BB: 1 P: 16	R: 0 E: 0 K: 1 S: 7	H: 0 LOB: 0 BB: 0 P: 12	R: 1 E: 0 K: 2 S: 13	H: 1 LOB: 0 BB: 0 P: 21	R: 2 E: 0 K: 1 S: 11	H: 4 LOB: 2 BB: 0 P: 20	R: 1 E: 0 K: 0 S: 11	H: 2 LOB: 1 BB: 0 P: 20	R: 0 E: 0 K: 1 S: 7	H: 0 LOB: 0 BB: 0 P: 12	R: 0 E: 0 K: 0 S: 6	H: 0 LOB: 0 BB: 0 P: 10	1B: 7 2B: 1 3B: 0 HR: 2	SF: 0 SAC: 0 DP: 1 HBP: 0	WP: 0 PB: 0 SB: 0 CS: 0	PA: 38
<b>PITCHER</b>	IP	WLS	BF	H	R	ER	SO	BB	IBB	HBP	BLK	WP	HR	S	P	ERA	WHIP					
<b>Barry Zito, L</b> ERA: 3.28	(1, 1)	7.0	32	10	6	6	6	2	0	0	0	0	2	66	122	7.71	1.714					
<b>50 Kiko Calero, R</b> ERA: 4.75	(8, 1)	1.0	H	3	0	0	0	0	0	0	0	0	0	7	12	0.00	0.000					
<b>20 Huston Street, R</b> ERA: 4.09	(9, 1)	1.0	S	3	0	0	0	0	0	0	0	0	0	6	10	0.00	0.000					

Oakland Athletics @ Cleveland Indians  
Jacobs Field, Cleveland, OH  
Tue Jun 06 2006, 7:05 PM EDT  
Att: 17,340 - Partly Cloudy - 76 F

AB 36  
R 6  
H 10  
RBI 6  
BB 2  
SO 7  
LOB 12





Batter	1	2	3	4	5	6	7	8	9	AB	R	H	RBI	BB	SO	LOB	TOP								
21 Mark Kotsay, L OBP: 0.323, SLG: 0.410	F7		G6-3			BB 1B	G4-3			4	1	1	0	0	0	1	<b>Oakland Athletics @ Cleveland Indians</b> Jacobs Field, Cleveland, OH Wed Jun 07 2006, 7:05 PM EDT Att: 20,311 - Partly Cloudy - 73 F								
Nick Swisher, S OBP: 0.390, SLG: 0.586	G3			FC3-6 1B		BB 1B		K		4	0	2	0	0	1	0									
7 Bobby Crosby, R OBP: 0.287, SLG: 0.404	K			FC3-6 1B		BB 1B		K		4	0	1	0	0	2	1									
Frank Thomas, R OBP: 0.355, SLG: 0.509 17 Adam Melhuse, S OBP: 0.319, SLG: 0.460		F8		1B		BB G6-3		G4-3		2	0	1	1	1	0	0									
23 Bobby Kielty, S OBP: 0.309, SLG: 0.320				1B		BB G6-3				4	0	2	0	0	0	4									
22 Milton Bradley, S OBP: 0.388, SLG: 0.397										4	1	1	0	0	2	2									
Jason Kendall, R OBP: 0.351, SLG: 0.317										4	0	0	0	0	1	3									
Marco Scutaro, R OBP: 0.282, SLG: 0.244										4	0	1	1	0	0	1									
Antonio Perez, R OBP: 0.114, SLG: 0.031										3	0	0	0	0	1	1									
<b>Inning Stats</b>	R: 0 E: 0 K: 1 S: 8	H: 0 LOB: 0 BB: 0 P: 9	R: 0 E: 0 K: 2 S: 13	H: 1 LOB: 1 BB: 0 P: 20	R: 0 E: 0 K: 0 S: 7	H: 0 LOB: 0 BB: 0 P: 12	R: 0 E: 0 K: 0 S: 7	H: 2 LOB: 1 BB: 0 P: 9	R: 0 E: 0 K: 0 S: 5	H: 0 LOB: 0 BB: 0 P: 6	R: 1 E: 0 K: 0 S: 14	H: 3 LOB: 2 BB: 1 P: 26	R: 1 E: 0 K: 1 S: 12	H: 2 LOB: 1 BB: 0 P: 23	R: 0 E: 0 K: 2 S: 7	H: 0 LOB: 0 BB: 0 P: 9		R: 0 E: 0 K: 1 S: 11	H: 1 LOB: 1 BB: 0 P: 16	1B: 7 2B: 2 3B: 0 HR: 0	SF: 0 SAC: 0 DP: 1 HBP: 0	WP: 0 PB: 0 SB: 0 CS: 0	PA: 35		
<b>PITCHER</b>	IP	WLS	BF	H	R	ER	SO	BB	IBB	HBP	BLK	WP	HR	S	P	ERA	WHIP								
Paul Byrd, R ERA: 5.15	(1, 1)	7.0	W	28	8	2	2	4	1	0	0	0	0	66	105	2.57	1.286								
Jason Davis, R ERA: 4.15	(8, 1)	1.0		3	0	0	0	2	0	0	0	0	0	7	9	0.00	0.000								
Bob Wickman, R ERA: 2.12	(9, 1)	1.0		4	1	0	0	1	0	0	0	0	0	11	16	0.00	1.000								

Batter	1	2	3	4	5	6	7	8	9	AB	R	H	RBI	BB	SO	LOB	BOTTOM									
24 Grady Sizemore, L OBP: 0.390, SLG: 0.554	G4-3			48 BB 41 1B CS		41 BB 1B				5	3	3	1	0	0	0	<b>Oakland Athletics @ Cleveland Indians</b> Jacobs Field, Cleveland, OH Wed Jun 07 2006, 7:05 PM EDT Att: 20,311 - Partly Cloudy - 73 F									
Jason Michaels, R OBP: 0.347, SLG: 0.399				48 BB 41 1B BB						4	1	2	0	1	0	2										
48 Travis Hafner, L OBP: 0.448, SLG: 0.621				41 1B BB		41 BB 1B IBB				3	1	0	0	2	2	2										
41 Victor Martinez, S OBP: 0.362, SLG: 0.468				1B		1B BB				4	1	2	4	1	0	1										
Ben Broussard, L OBP: 0.399, SLG: 0.572				G4-3		1B BB G6-4-3				5	0	2	2	0	1	2										
2 Jhonny Peralta, R OBP: 0.319, SLG: 0.346						1B				4	1	2	0	0	0	2										
Casey Blake, R OBP: 0.396, SLG: 0.548										3	2	1	1	1	1	1										
Ronnie Belliard, R OBP: 0.321, SLG: 0.363										4	0	0	0	0	0	2										
Aaron Boone, R OBP: 0.346, SLG: 0.402										4	2	3	3	0	0	0										
<b>Inning Stats</b>	R: 0 E: 0 K: 1 S: 10	H: 1 LOB: 1 BB: 0 P: 16	R: 4 E: 0 K: 1 S: 17	H: 5 LOB: 1 BB: 1 P: 33	R: 0 E: 0 K: 0 S: 11	H: 1 LOB: 1 BB: 0 P: 17	R: 2 E: 0 K: 0 S: 14	H: 3 LOB: 2 BB: 2 P: 24	R: 0 E: 0 K: 1 S: 6	H: 0 LOB: 0 BB: 0 P: 8	R: 3 E: 0 K: 0 S: 18	H: 3 LOB: 1 BB: 2 P: 31	R: 1 E: 0 K: 0 S: 9	H: 1 LOB: 0 BB: 0 P: 13	R: 1 E: 0 K: 1 S: 9	H: 1 LOB: 0 BB: 0 P: 15		1B: 10 2B: 1 3B: 0 HR: 4	SF: 0 SAC: 0 DP: 1 HBP: 0	WP: 0 PB: 0 SB: 0 CS: 2	PA: 41					
<b>PITCHER</b>	IP	WLS	BF	H	R	ER	SO	BB	IBB	HBP	BLK	WP	HR	S	P	ERA	WHIP									
Joe Blanton, R ERA: 5.6	(1, 1)	5.0	L	26	10	6	6	3	3	0	0	0	0	0	11	21	81.00	9.000								
Jay Witasick, R ERA: 10.13	(6, 1)	0.1		5	2	3	3	0	1	1	0	0	0	1	16	23	5.40	1.200								
Randy Keister, L ERA: 4.5	(6, 1)	1.2		6	2	1	1	0	0	0	0	0	1	9	15	9.00	1.000									
Steve Karsay, R ERA: 7.36	(8, 1)	1.0		4	1	1	1	1	0	0	0	0	1	9	15	9.00	1.000									





Batter	1	2	3	4	5	6	7	8	9	AB	R	H	RBI	BB	SO	LOB	TOP										
<b>21 Mark Kotsay, L</b> (1, 8) OBP: 0.328, SLG: 0.414										5	1	3	0	0	2	2	<b>Oakland Athletics @ Cleveland Indians</b> Jacobs Field, Cleveland, OH Thu Jun 08 2006, 12:05 PM EDT Att: 21,099 - Sunny - 70 F										
<b>Nick Swisher, S</b> (1, 7) OBP: 0.395, SLG: 0.584										4	0	2	0	0	0	2											
<b>3 Eric Chavez, L</b> (1, 5) OBP: 0.366, SLG: 0.534										5	0	0	0	0	2	6											
<b>Frank Thomas, R</b> (1, 10) OBP: 0.353, SLG: 0.503										4	0	1	1	0	0	3											
<b>7 Bobby Crosby, R</b> (1, 6) OBP: 0.291, SLG: 0.403										3	1	1	0	1	0	1											
<b>Antonio Perez, R</b> (9, 4) OBP: 0.114, SLG: 0.031										0	0	0	0	0	0	0											
<b>22 Milton Bradley, S</b> (1, 9) OBP: 0.383, SLG: 0.390										4	1	1	0	0	1	3											
<b>29 Dan Johnson, L</b> (1, 3) OBP: 0.313, SLG: 0.335										4	0	2	1	0	0	1											
<b>Jason Kendall, R</b> (1, 2) OBP: 0.359, SLG: 0.327										4	0	3	1	0	0	0											
<b>Marco Scutaro, R</b> (1, 4) OBP: 0.290, SLG: 0.255										4	1	2	0	0	0	4											
<b>Inning Stats</b>	R: 0 E: 0 K: 1 S: 10	H: 1 LOB: 1 BB: 0 P: 17	R: 1 E: 0 K: 0 S: 7	H: 3 LOB: 1 BB: 0 P: 12	R: 1 E: 0 K: 0 S: 10	H: 1 LOB: 2 BB: 1 P: 20	R: 0 E: 0 K: 1 S: 11	H: 2 LOB: 1 BB: 0 P: 16	R: 0 E: 0 K: 0 S: 6	H: 0 LOB: 0 BB: 0 P: 9	R: 1 E: 0 K: 1 S: 11	H: 2 LOB: 1 BB: 0 P: 16	R: 1 E: 0 K: 1 S: 11	H: 2 LOB: 1 BB: 0 P: 16	R: 0 E: 0 K: 1 S: 12	H: 2 LOB: 1 BB: 0 P: 19	1B: 14 2B: 1 3B: 0 HR: 0	SF: 0 SAC: 0 DP: 3 HBP: 1	WP: 1 PB: 0 SB: 0 CS: 1	PA: 40							
<b>PITCHER</b>	IP	WLS	BF	H	R	ER	SO	BB	IBB	HBP	BLK	WP	HR	S	P	ERA	WHIP										
<b>Jason Johnson, R</b> (1, 1) ERA: 5.7	7.0	L	31	11	3	3	3	1	0	1	0	1	0	59	99	3.86	1.714										
<b>55 Roberto Hernandez, R</b> (8, 1) ERA: 5.4	2.0	H	8	4	1	1	2	0	0	0	0	0	0	23	35	4.50	2.000										

AB	37
R	4
H	15
RBI	3
BB	1
SO	5
LOB	22



Batter	1	2	3	4	5	6	7	8	9	AB	R	H	RBI	BB	SO	LOB	BOTTOM										
<b>24 Grady Sizemore, L</b> (1, 8) OBP: 0.384, SLG: 0.545										4	0	0	0	0	3	1	<b>Oakland Athletics @ Cleveland Indians</b> Jacobs Field, Cleveland, OH Thu Jun 08 2006, 12:05 PM EDT Att: 21,099 - Sunny - 70 F										
<b>Jason Michaels, R</b> (1, 7) OBP: 0.342, SLG: 0.392										4	0	0	0	0	2	1											
<b>48 Travis Hafner, L</b> (1, 10) OBP: 0.449, SLG: 0.622										3	0	1	0	1	1	0											
<b>Ben Broussard, L</b> (1, 3) OBP: 0.401, SLG: 0.590										4	1	2	1	0	1	2											
<b>Casey Blake, R</b> (1, 9) OBP: 0.390, SLG: 0.537										4	0	0	0	0	2	3											
<b>2 Jhonny Peralta, R</b> (1, 6) OBP: 0.314, SLG: 0.341										4	0	0	0	0	0	1											
<b>Ronnie Belliard, R</b> (1, 4) OBP: 0.324, SLG: 0.365										4	0	2	0	0	1	0											
<b>Aaron Boone, R</b> (1, 5) OBP: 0.341, SLG: 0.396										3	0	0	0	0	0	2											
<b>Tim Laker, R</b> (1, 2) OBP: 0.300, SLG: 0.400										2	0	0	0	0	0	1											
<b>41 Victor Martinez, S</b> (8, PH) OBP: 0.365, SLG: 0.471										1	0	1	0	0	0	0											
<b>Inning Stats</b>	R: 0 E: 0 K: 1 S: 12	H: 1 LOB: 2 BB: 1 P: 17	R: 0 E: 0 K: 0 S: 10	H: 1 LOB: 0 BB: 0 P: 13	R: 0 E: 0 K: 1 S: 6	H: 0 LOB: 0 BB: 0 P: 7	R: 0 E: 0 K: 2 S: 8	H: 0 LOB: 0 BB: 0 P: 12	R: 1 E: 0 K: 1 S: 10	H: 2 LOB: 1 BB: 0 P: 11	R: 0 E: 0 K: 3 S: 16	H: 2 LOB: 2 BB: 0 P: 24	R: 0 E: 0 K: 2 S: 7	H: 0 LOB: 0 BB: 0 P: 12	1B: 4 2B: 1 3B: 0 HR: 1	SF: 0 SAC: 0 DP: 1 HBP: 0	WP: 0 PB: 0 SB: 0 CS: 0	PA: 34									
<b>PITCHER</b>	IP	WLS	BF	H	R	ER	SO	BB	IBB	HBP	BLK	WP	HR	S	P	ERA	WHIP										
<b>25 Esteban Loaiza, R</b> (1, 1) ERA: 6.39	7.0	W	26	4	1	1	5	1	0	0	0	0	0	11	18	0.00	1.500										
<b>50 Kiko Calero, R</b> (8, 1) ERA: 4.63	0.2	H	3	1	0	0	2	0	0	0	0	0	0	11	18	0.00	1.500										
<b>20 Huston Street, R</b> (8, 1) ERA: 3.86	1.1	S	5	1	0	0	3	0	0	0	0	0	0	12	18	0.00	0.750										

AB	33
R	1
H	6
RBI	1
BB	1
SO	10
LOB	11










Batter	1	2	3	4	5	6	7	8	9	10	11	AB	R	H	RBI	BB	SO	LOB	TOP					
24 Grady Sizemore, L (1, 8) OBP: 0.385, SLG: 0.542	G4-3	P4			G4-3		F7			F8		5	0	0	0	0	0	2						
Jason Michaels, R (1, 7) OBP: 0.340, SLG: 0.583	48 HBP 41 1B BB		F8		F8		CS	F8		FC5-4		4	1	1	0	1	0	1						
48 Travis Hafner, L (1, 10) OBP: 0.451, SLG: 0.627	FC4-6 41 1B HBP				F8						P5	3	0	1	0	1	0	1						
41 Victor Martinez, S (1, 2) OBP: 0.367, SLG: 0.495	FC4-6 1B		F9-3							G6-3		5	2	3	3	0	0	2						
Eduardo Perez, R (1, 3) OBP: 0.340, SLG: 0.647 Ben Broussard, L (8, 3) OBP: 0.402, SLG: 0.580	FC4-6 BB										HR	3	0	1	0	0	1	2						
Casey Blake, R (1, 9) OBP: 0.390, SLG: 0.524					FC4-6 1B		F7			G1-6-3 BB		4	0	0	0	1	0	2						
2 Jhonny Peralta, R (1, 6) OBP: 0.307, SLG: 0.329					F8		G6-3			G6-3		4	0	0	0	0	1	4						
Ronnie Belliard, R (1, 4) OBP: 0.320, SLG: 0.359			F7		FC5-4					G4-3		4	0	0	0	0	1	1						
Aaron Boone, R (1, 5) OBP: 0.341, SLG: 0.393		L5									CS 1B	4	0	2	0	0	0	0						
<b>Inning Stats</b>	R: 1 E: 0 K: 1 S: 15	H: 1 LOB: 3 P: 29	R: 0 E: 0 K: 0 S: 6	H: 0 LOB: 0 P: 10	R: 0 E: 0 K: 0 S: 6	H: 0 LOB: 0 P: 10	R: 0 E: 0 K: 0 S: 7	H: 1 LOB: 1 P: 11	R: 0 E: 0 K: 0 S: 8	H: 1 LOB: 0 P: 13	R: 0 E: 0 K: 0 S: 9	H: 1 LOB: 0 P: 10	R: 0 E: 0 K: 0 S: 10	H: 0 LOB: 0 P: 13	R: 0 E: 0 K: 0 S: 9	H: 1 LOB: 1 P: 17	R: 0 E: 0 K: 0 S: 10	H: 1 LOB: 0 P: 13	R: 1 E: 0 K: 1 S: 10	H: 1 LOB: 0 P: 14	1B: 6 2B: 1 3B: 0 HR: 2	SF: 0 SAC: 0 DP: 3 HBP: 1	WP: 0 PB: 0 SB: 0 CS: 1	PA: 43
<b>PITCHER</b>	IP WLS BF H R ER SO BB IBB HBP BLK WP HR S P ERA WHIP																							
56 Mark Buehrle, L (1, 1) ERA: 3.21	1.1	1.1	4	1	0	0	0	0	0	0	0	0	0	0	7	12	0.00	0.750						
45 Bobby Jenks, R (9, 1) ERA: 2.93	1.1	5	1	1	1	1	0	0	0	0	0	0	1	15	20	6.75	0.750							
37 Matt Thornton, L (10, 1) ERA: 4.5	0.1	W	1	0	0	0	0	0	0	0	0	0	0	2	3	0.00	0.000							
65 Agustin Montero, R (11, 1) ERA: 3.38																								

Cleveland Indians @ Chicago White Sox  
U.S. Cellular Field, Chicago, IL  
Sat Jun 10 2006, 1:20 PM EDT  
Att: 36,265 - Cloudy - 59 F

livebaseballscorecards.com

AB 37  
R 3  
H 8  
RBI 3  
BB 4  
SO 4  
LOB 15




Batter	1	2	3	4	5	6	7	8	9	10	11	AB	R	H	RBI	BB	SO	LOB	BOTTOM					
38 Pablo Ozuna, R (1, 7) OBP: 0.449, SLG: 0.563	G3					2B 14 G5-4-3 1B	K					6	2	3	0	0	2	2						
Tadahito Iguchi, R (1, 4) OBP: 0.339, SLG: 0.418	G5-3		CS 1B		G6-3	14 CS-4-3 2B		1B		G6-3		6	0	3	1	0	0	0						
25 Jim Thome, L (1, 10) OBP: 0.419, SLG: 0.632	K					14 G5-4-3 HBP	G1-3			F8		4	0	0	0	0	2	3						
14 Paul Konerko, R (1, 3) OBP: 0.375, SLG: 0.566 Ross Gload, L (8, PR) OBP: 0.171, SLG: 0.231		F7				G5-4-3				G4-3		3	0	1	0	1	0	2						
23 Jermaine Dye, R (1, 9) OBP: 0.406, SLG: 0.674												1	0	0	0	0	0	0						
8 Alex Cintron, S (1, 5) OBP: 0.239, SLG: 0.369												4	0	0	0	1	2	2						
Chris Widger, R (1, 2) OBP: 0.345, SLG: 0.391 12 A.J. Pierzynski, L (8, PH) OBP: 0.369, SLG: 0.424												1	0	0	0	2	1	1						
5 Juan Uribe, R (1, 6) OBP: 0.228, SLG: 0.310 22 Scott Podsednik, L (8, PH) OBP: 0.357, SLG: 0.381												2	0	0	0	0	1	1						
32 Brian Anderson, R (1, 8) OBP: 0.290, SLG: 0.294 Rob Mackowiak, L (7, PH) OBP: 0.362, SLG: 0.366												2	0	0	0	0	2	1						
<b>Inning Stats</b>	R: 0 E: 0 K: 1 S: 11	H: 0 LOB: 0 P: 17	R: 0 E: 0 K: 2 S: 13	H: 1 LOB: 1 P: 20	R: 0 E: 0 K: 1 S: 9	H: 1 LOB: 0 P: 15	R: 0 E: 0 K: 1 S: 10	H: 0 LOB: 1 P: 16	R: 0 E: 0 K: 2 S: 13	H: 1 LOB: 2 P: 20	R: 0 E: 0 K: 1 S: 19	H: 1 LOB: 3 P: 30	R: 1 E: 1 K: 0 S: 17	H: 0 LOB: 2 P: 30	R: 0 E: 0 K: 1 S: 7	H: 0 LOB: 0 P: 8	R: 0 E: 0 K: 1 S: 11	H: 0 LOB: 0 P: 14	R: 2 E: 0 K: 0 S: 11	H: 4 LOB: 1 P: 14	1B: 10 2B: 2 3B: 0 HR: 0	SF: 0 SAC: 2 DP: 2 HBP: 1	WP: 1 PB: 0 SB: 2 CS: 1	PA: 48
<b>PITCHER</b>	IP WLS BF H R ER SO BB IBB HBP BLK WP HR S P ERA WHIP																							
CC Sabathia, L (1, 1) ERA: 2.02	6.0	6.0	4	1	1	1	2	1	0	0	0	65	110	1.50	1.000									
55 Roberto Hernandez, R (7, 1) ERA: 5.2	1.0	H	6	1	0	0	1	2	0	0	0	19	30	0.00	3.000									
Fernando Cabrera, R (8, 1) ERA: 6.3	1.0	B	6	2	1	1	0	2	0	0	1	17	30	9.00	4.000									
63 Rafael Betancourt, R (9, 1) ERA: 3.12	2.0	6	0	0	0	2	0	0	0	0	0	18	22	0.00	0.000									
Bob Wickman, R (11, 1) ERA: 3.06	0.2	L	5	4	2	2	0	0	0	0	0	11	14	27.00	6.000									

Cleveland Indians @ Chicago White Sox  
U.S. Cellular Field, Chicago, IL  
Sat Jun 10 2006, 1:20 PM EDT  
Att: 36,265 - Cloudy - 59 F

livebaseballscorecards.com

AB 37  
R 4  
H 11  
RBI 3  
BB 7  
SO 10  
LOB 16









Batter	1	2	3	4	5	6	7	8	9	AB	R	H	RBI	BB	SO	LOB	TOP				
24 Grady Sizemore, L (1, 8) OBP: 0.380, SLG: 0.538	1-1 P5		1-3 K			1-2 L9		1-2 F8		4	0	1	0	0	1	2	Cleveland Indians @ New York Yankees Yankee Stadium, Bronx, NY Tue Jun 13 2006, 7:05 PM EDT Att: 50,365 - Cloudy - 81 F				
Casey Blake, R (1, 9) OBP: 0.386, SLG: 0.519	3-1 1B		0-1 P3			0-0 L9		1-2 G4-3		4	0	1	0	0	0	3					
48 Travis Hafner, L (1, 10) OBP: 0.458, SLG: 0.637	0-1 F7			2-0 G3		4-0 41 G4-6-3		1-1 E3		3	0	0	0	1	0	1					
41 Victor Martinez, S (1, 2) OBP: 0.365, SLG: 0.502	1-3 K			2-0 1B		2-2 G4-6-3		0-0 F8		4	0	1	0	0	1	4					
Ben Broussard, L (1, 3) OBP: 0.407, SLG: 0.569 Eduardo Perez, R (9, PH) OBP: 0.344, SLG: 0.640	2-1 G4-3			1-1 P2			1-2 G3		1-3 K		3	0	0	0	0	1					
Ronnie Belliard, R (1, 4) OBP: 0.321, SLG: 0.373	1-0 G6-3			1-3 K			0-1 G6-3		0-3 K		4	0	0	0	0	2					
Todd Hollandsworth, L (1, 7) OBP: 0.199, SLG: 0.327	2-0 G4-3				0-2 G4-3					3	0	0	0	0	0	0					
Aaron Boone, R (1, 5) OBP: 0.342, SLG: 0.392			1-2 SH2-3		2-2 G4-3			0-1 SH1-4		3	0	2	0	0	0	0					
Ramón Vázquez, L (1, 6) OBP: 0.189, SLG: 0.147	0-1 SH2-3			1-1 G4-3				0-2 SH1-4		1	0	0	0	0	0	0					
Inning Stats	R: 0 E: 0 K: 1 S: 10	H: 1 LOB: 1 BB: 0 P: 14	R: 0 E: 0 K: 0 S: 4	H: 0 LOB: 0 BB: 0 P: 9	R: 0 E: 0 K: 1 S: 13	H: 1 LOB: 1 BB: 0 P: 15	R: 0 E: 0 K: 1 S: 7	H: 1 LOB: 1 BB: 0 P: 13	R: 0 E: 0 K: 0 S: 10	H: 0 LOB: 0 BB: 0 P: 13	R: 0 E: 0 K: 0 S: 6	H: 0 LOB: 0 BB: 0 P: 7	R: 0 E: 0 K: 0 S: 11	H: 1 LOB: 1 BB: 0 P: 13	R: 0 E: 1 K: 2 S: 10	H: 0 LOB: 1 BB: 0 P: 12		1B: 4 2B: 1 3B: 0 HR: 0	SF: 0 SAC: 2 DP: 1 HBP: 0	WP: 0 PB: 0 SB: 0 CS: 0	PA: 33
PITCHER	IP	WLS	BF	H	R	ER	SO	BB	IBB	HBP	BLK	WP	HR	S	P	ERA	WHIP				
40 Chien-Ming Wang, R (1, 1) ERA: 4.15	7.1	W	27	5	0	0	3	0	0	0	0	0	0	62	90	0.00	0.682				
Mike Myers, L (8, 1) ERA: 0.73	0.1	H	1	0	0	0	0	0	0	0	0	0	0	3	4	0.00	0.000				
Kyle Farnsworth, R (8, 1) ERA: 4.6	0.1	H	1	0	0	0	0	0	0	0	0	0	0	3	4	0.00	0.000				
42 Mariano Rivera, R (9, 1) ERA: 1.91	1.0	S	4	0	0	0	2	0	0	0	0	0	0	10	12	0.00	0.000				
Batter	1	2	3	4	5	6	7	8	9	AB	R	H	RBI	BB	SO	LOB	BOTTOM				
18 Johnny Damon, L (1, 8) OBP: 0.365, SLG: 0.449	4-1 28 FC5-4	0-1 G4-3		1-2 L7			2-1 G3			3	0	0	0	1	0	2	Cleveland Indians @ New York Yankees Yankee Stadium, Bronx, NY Tue Jun 13 2006, 7:05 PM EDT Att: 50,365 - Cloudy - 81 F				
28 Melky Cabrera, S (1, 7) OBP: 0.379, SLG: 0.330	2-2 2 1B		0-0 E1		2-1 2 G1-6-3		4-1 BB			3	0	1	0	1	0	1					
2 Derek Jeter, R (1, 6) OBP: 0.423, SLG: 0.476	2-1 20 S		0-0 G1-6-3		2-0 G1-6-3		2-3 K			4	0	2	0	0	1	2					
13 Alex Rodriguez, R (1, 5) OBP: 0.389, SLG: 0.493	1-3 K		0-0 F7		1-3 K			1-3 K		4	0	0	0	0	3	4					
20 Jorge Posada, S (1, 2) OBP: 0.415, SLG: 0.482	4-2 1B		0-0 F7			0-1 P5		0-2 G6-3		3	0	0	0	1	0	2					
24 Robinson Canó, L (1, 4) OBP: 0.344, SLG: 0.438	1-2 F7		0-0 F8			1-1 HR		1-1 G5-3		4	1	1	1	0	0	5					
Bernie Williams, S (1, 10) OBP: 0.308, SLG: 0.380		3-2 2B		1-2 1B		3-2 L7				3	0	2	0	0	0	0					
12 Andy Phillips, R (1, 3) OBP: 0.284, SLG: 0.427		1-1 G6-3		0-3 K		1-3 K				3	0	0	0	0	2	2					
27 Kevin Thompson, R (1, 9) OBP: 0.429, SLG: 0.636		3-3 K		1-2 L7			0-2 G1-3			3	0	0	0	0	1	2					
Inning Stats	R: 0 E: 0 K: 1 S: 17	H: 1 LOB: 3 BB: 2 P: 31	R: 0 E: 0 K: 1 S: 10	H: 1 LOB: 1 BB: 0 P: 17	R: 0 E: 1 K: 0 S: 5	H: 1 LOB: 2 BB: 0 P: 5	R: 0 E: 0 K: 1 S: 16	H: 1 LOB: 1 BB: 0 P: 19	R: 0 E: 0 K: 1 S: 6	H: 1 LOB: 0 BB: 0 P: 11	R: 1 E: 0 K: 1 S: 10	H: 1 LOB: 0 BB: 1 P: 15	R: 0 E: 0 K: 1 S: 9	H: 0 LOB: 1 BB: 1 P: 17	R: 0 E: 0 K: 1 S: 8	H: 0 LOB: 0 BB: 0 P: 10		1B: 4 2B: 1 3B: 0 HR: 1	SF: 0 SAC: 0 DP: 1 HBP: 0	WP: 0 PB: 0 SB: 1 CS: 0	PA: 33
PITCHER	IP	WLS	BF	H	R	ER	SO	BB	IBB	HBP	BLK	WP	HR	S	P	ERA	WHIP				
Paul Byrd, R (1, 1) ERA: 4.81	7.0	L	30	6	1	1	6	3	0	0	0	0	0	73	115	1.29	1.286				
55 Roberto Hernandez, R (8, 1) ERA: 5.02	1.0		3	0	0	0	1	0	0	0	0	0	0	8	10	0.00	0.000				



Batter	1	2	3	4	5	6	7	8	9	AB	R	H	RBI	BB	SO	LOB	TOP					
24 Grady Sizemore, L (1, 8) OBP: 0.378, SLG: 0.538	2-1 G3		1-2 G3			0-1 F8			1-2 2B	4	0	1	0	0	0	0						
Jason Michaels, R (1, 7) OBP: 0.344, SLG: 0.399	1-2 2B			1-3 K		3-2 1B			1-1 G6-3	4	0	2	0	0	1	1						
48 Travis Hafner, L (1, 10) OBP: 0.452, SLG: 0.626	2-3 K			0-1 G4-3		1-1 F8			3-2 P4	4	0	0	0	0	1	3						
41 Victor Martinez, S (1, 2) OBP: 0.360, SLG: 0.493	0-0 G6-3			1-0 L9					1-2 P3	4	0	0	0	0	0	2						
Eduardo Perez, R (1, 9) OBP: 0.344, SLG: 0.629		0-0 G5-3			3-1 1B G4-6-3				2-1 P3	3	1	1	0	0	0	0						
Ronnie Belliard, R (1, 4) OBP: 0.321, SLG: 0.373		0-0 F9			0-1 1B G4-6-3				0-0 P4	3	0	1	0	0	0	0						
Ben Broussard, L (1, 3) OBP: 0.400, SLG: 0.559		1-3 K			0-0 G4-6-3				2-2 K	3	0	0	0	0	2	1						
2 Jhonny Peralta, R (1, 6) OBP: 0.304, SLG: 0.325			2-2 K						2-1 F8	3	0	0	0	0	2	0						
Aaron Boone, R (1, 5) OBP: 0.338, SLG: 0.387			0-3 K						1-1 L9	3	0	0	0	0	1	0						
<b>Inning Stats</b>	R: 0 E: 0 K: 1 S: 10	H: 1 LOB: 1 BB: 0 P: 15	R: 0 E: 0 K: 1 S: 5	H: 0 LOB: 0 BB: 0 P: 6	R: 0 E: 0 K: 2 S: 11	H: 0 LOB: 0 BB: 0 P: 14	R: 0 E: 0 K: 1 S: 6	H: 0 LOB: 0 BB: 0 P: 8	R: 1 E: 0 K: 1 S: 9	H: 2 LOB: 0 BB: 0 P: 15	R: 0 E: 0 K: 0 S: 12	H: 1 LOB: 1 BB: 0 P: 17	R: 0 E: 0 K: 0 S: 4	H: 0 LOB: 0 BB: 0 P: 6	R: 0 E: 0 K: 1 S: 10	H: 0 LOB: 0 BB: 0 P: 15	R: 0 E: 0 K: 0 S: 14	H: 1 LOB: 1 BB: 0 P: 20	1B: 3 2B: 2 3B: 0 HR: 0	SF: 0 SAC: 0 DP: 1 HBP: 0	WP: 0 PB: 0 SB: 0 CS: 0	PA: 31
<b>PITCHER</b>	IP	WLS	BF	H	R	ER	SO	BB	IBB	HBP	BLK	WP	HR	S	P	ERA	WHIP					
Randy Johnson, L (1, 1) ERA: 5.32	6.1	W	22	4	1	1	6	0	0	0	0	0	0	54	76	1.42	0.632					
Scott Proctor, R (7, 1) ERA: 3.77	1.2		5	0	0	0	1	0	0	0	0	0	0	13	20	0.00	0.000					
Ron Villone, L (9, 1) ERA: 1.69	1.0		4	1	0	0	0	0	0	0	0	0	0	14	20	0.00	1.000					

Cleveland Indians @ New York Yankees  
Yankee Stadium, Bronx, NY  
Wed Jun 14 2006, 7:05 PM EDT  
Att: 53,448 - Cloudy - 70 F

AB	31
R	1
H	5
RBI	0
BB	0
SO	7
LOB	7



Batter	1	2	3	4	5	6	7	8	9	AB	R	H	RBI	BB	SO	LOB	BOTTOM					
18 Johnny Damon, L (1, 8) OBP: 0.367, SLG: 0.466	1-2 P5		1-1 G5-3		1-0 HR	1-2 2B				4	1	2	1	0	0	0						
28 Melky Cabrera, S (1, 7) OBP: 0.375, SLG: 0.327	0-2 G6-3		2-1 G3-1		0-1 1B	1-2 G4-3				4	0	1	0	0	0	1						
2 Derek Jeter, R (1, 6) OBP: 0.428, SLG: 0.478	0-2 G4-3			0-0 25 2B 13 E 1B	4-2 BB				1-2 1B	3	1	2	0	1	0	0						
25 Jason Giambi, L (1, 10) OBP: 0.450, SLG: 0.630		2-1 F8		3-1 G4-6-3 20 1B	1-1 G1-3				1-3 K	4	1	1	0	0	1	2						
13 Alex Rodriguez, R (1, 5) OBP: 0.387, SLG: 0.489		1-3 K		1-1 E3 20 G4-6-3		2-1 24 G4-3 20 HBP 2B 1B			0-3 K	4	1	1	1	0	2	2						
20 Jorge Posada, S (1, 2) OBP: 0.419, SLG: 0.482		1-1 24 1B		0-0 G4-6-3		2-2 24 G4-3 HBP			2-3 K	2	0	1	0	0	0	2						
Kelly Stinnett, R (7, PH) OBP: 0.266, SLG: 0.317				1-2 2-3		1-2 HBP				1	0	0	0	0	1	1						
24 Robinson Cano, L (1, 4) OBP: 0.351, SLG: 0.443		0-0 1B		0-0 1B		1-0 G4-3			1-2 12 G6-4-3 1B	4	0	3	1	0	0	2						
Bernie Williams, S (1, 9) OBP: 0.307, SLG: 0.383		1-2 G4-3		3-H 2-1 SAFE		2-1 12 HR 2B			2-2 F7	4	1	1	1	0	0	4						
12 Andy Phillips, R (1, 3) OBP: 0.283, SLG: 0.450			0-1 L8		1-1 G6-3				0-0 G6-4-3	4	1	1	2	0	0	1						
<b>Inning Stats</b>	R: 0 E: 0 K: 0 S: 12	H: 0 LOB: 0 BB: 0 P: 13	R: 0 E: 0 K: 1 S: 11	H: 2 LOB: 2 BB: 0 P: 16	R: 0 E: 0 K: 0 S: 6	H: 0 LOB: 0 BB: 0 P: 9	R: 2 E: 1 K: 0 S: 9	H: 3 LOB: 1 BB: 0 P: 15	R: 1 E: 0 K: 0 S: 9	H: 2 LOB: 1 BB: 1 P: 16	R: 3 E: 0 K: 0 S: 14	H: 4 LOB: 1 BB: 0 P: 23	R: 0 E: 0 K: 3 S: 12	H: 1 LOB: 1 BB: 0 P: 16	R: 0 E: 0 K: 0 S: 7	H: 1 LOB: 0 BB: 0 P: 10	1B: 8 2B: 3 3B: 0 HR: 2	SF: 0 SAC: 0 DP: 3 HBP: 1	WP: 0 PB: 0 SB: 1 CS: 0	PA: 36		
<b>PITCHER</b>	IP	WLS	BF	H	R	ER	SO	BB	IBB	HBP	BLK	WP	HR	S	P	ERA	WHIP					
Jason Johnson, R (1, 1) ERA: 6.0	5.2	L	27	10	6	6	1	0	0	0	0	0	0	6	8	0.00	3.000					
Fernando Cabrera, R (6, 1) ERA: 6.2	0.1		2	1	0	0	0	0	0	0	0	0	0	6	8	0.00	3.000					
53 Rafael Perez, L (7, 1) ERA: 6.2	1.0		4	1	0	0	3	0	0	0	0	0	0	12	16	0.00	1.000					
Guillermo Mota, R (8, 1) ERA: 7.52	1.0		3	1	0	0	0	0	0	0	0	0	0	7	10	0.00	1.000					

Cleveland Indians @ New York Yankees  
Yankee Stadium, Bronx, NY  
Wed Jun 14 2006, 7:05 PM EDT  
Att: 53,448 - Cloudy - 70 F

AB	34
R	6
H	13
RBI	6
BB	1
SO	4
LOB	15





Batter	1	2	3	4	5	6	7	8	9	AB R H RBI BB SO LOB	TOP											
24 Grady Sizemore, L OBP: 0.375, SLG: 0.535	G3	G4-3			K	F7			41 1B 2B	5 1 1 0 0 1 2	<b>Cleveland Indians @ New York Yankees</b> Yankee Stadium, Bronx, NY Thu Jun 15 2006, 1:05 PM EDT Att: 54,648 - Partly Cloudy - 79 F											
Jason Michaels, R OBP: 0.338, SLG: 0.393 Eduardo Perez, R OBP: 0.340, SLG: 0.622	K		G6-3		F8	F8			L7	4 0 0 0 0 1 0 1 0 0 0 0 0 1												
48 Travis Hafner, L OBP: 0.454, SLG: 0.620			G4-3		G4-3				41 G2 1B BB	2 1 0 0 3 0 0												
41 Victor Martinez, S OBP: 0.357, SLG: 0.487	G3		F7			K	G2		2B 1B 1B	5 0 1 1 0 1 2												
Ben Broussard, L OBP: 0.395, SLG: 0.546		G4-3		K		G6-3			F9	4 0 0 0 1 1 2												
Ronnie Belliard, R OBP: 0.331, SLG: 0.386					2B 1B				F9	5 3 4 1 0 0 2												
2 Johnny Peralta, R OBP: 0.313, SLG: 0.336		2B			1B					4 2 3 2 1 0 0												
Todd Hollandsworth, L OBP: 0.213, SLG: 0.400		2B			1B					5 1 2 4 0 2 4												
Aaron Boone, R OBP: 0.336, SLG: 0.389		G1-3			F8					4 0 1 0 0 0 2												
<b>Inning Stats</b>	R: 0 E: 0 K: 1 S: 10	H: 0 LOB: 1 BB: 1 P: 17	R: 2 E: 0 K: 0 S: 14	H: 3 LOB: 1 BB: 0 P: 21	R: 0 E: 0 K: 0 S: 7	H: 0 LOB: 0 BB: 0 P: 11	R: 1 E: 0 K: 2 S: 17	H: 2 LOB: 1 BB: 0 P: 24	R: 0 E: 0 K: 1 S: 11	H: 0 LOB: 0 BB: 0 P: 16	R: 3 E: 0 K: 1 S: 17	H: 4 LOB: 1 BB: 0 P: 25	R: 0 E: 0 K: 0 S: 9	H: 0 LOB: 2 BB: 2 P: 19	R: 0 E: 0 K: 0 S: 10	H: 0 LOB: 0 BB: 0 P: 15	R: 2 E: 0 K: 1 S: 20	H: 3 LOB: 3 BB: 2 P: 36	1B: 6 2B: 5 3B: 0 HR: 1	SF: 0 SAC: 0 DP: 0 HBP: 0	WP: 0 PB: 0 SB: 1 CS: 0	PA: 44
<b>PITCHER</b>	IP WLS BF H R ER SO BB IBB HBP BLK WP HR S P ERA WHIP											IP WLS BF H R ER SO BB IBB HBP BLK WP HR S P ERA WHIP										
35 Mike Mussina, R ERA: 3.14	(1, 1) 5.2 L 27 9 6 6 5 1 0 0 0 0 0 1 73 110 9.53 1.765																					
Mike Myers, L ERA: 0.71	(6, 1) 0.1 1 0 0 0 0 0 0 0 0 0 0 3 4 0.00 0.000																					
Matt Smith, L ERA: 8.46	(7, 1) 1.0 5 0 0 0 0 2 0 0 0 0 0 9 19 0.00 2.000																					
Aaron Small, R ERA: 8.46	(8, 1) 1.1 7 2 2 2 0 0 1 0 0 0 0 16 28 13.50 1.500																					
Ron Villone, L ERA: 1.65	(9, 1) 0.2 4 1 0 0 1 1 0 0 0 0 0 14 23 0.00 3.000																					

Batter	1	2	3	4	5	6	7	8	9	AB R H RBI BB SO LOB	BOTTOM									
18 Johnny Damon, L OBP: 0.363, SLG: 0.460 Bubba Crosby, L OBP: 0.341, SLG: 0.375	F7		P6			P4			25 FC6 2B	3 0 0 0 0 0 3 2 1 1 0 0 0 1	<b>Cleveland Indians @ New York Yankees</b> Yankee Stadium, Bronx, NY Thu Jun 15 2006, 1:05 PM EDT Att: 54,648 - Partly Cloudy - 79 F									
28 Melky Cabrera, S OBP: 0.379, SLG: 0.354	L5					G4-3			25 FC6 2B BB	3 1 1 1 1 0 0										
2 Derek Jeter, R OBP: 0.425, SLG: 0.472	G2-3				G6-3				25 FC6 HBP	3 0 0 0 0 0 0										
25 Jason Giambi, L OBP: 0.443, SLG: 0.616 Miguel Cairo, R OBP: 0.277, SLG: 0.284		G5-3			F8				FC6 13 S	4 0 0 1 0 1 2 0 0 0 0 0 0 0										
13 Alex Rodriguez, R OBP: 0.385, SLG: 0.498		G5-3			K				K	4 1 1 1 0 2 2										
20 Jorge Posada, S OBP: 0.411, SLG: 0.471		G6-3							K	4 0 0 0 0 1 3										
24 Robinson Cano, L OBP: 0.349, SLG: 0.444			G4-3			G1-3				4 0 1 0 0 0 0										
Bernie Williams, S OBP: 0.316, SLG: 0.408										4 0 1 0 0 3 2										
12 Andy Phillips, R OBP: 0.282, SLG: 0.442									K	4 0 1 0 0 3 2										
<b>Inning Stats</b>	R: 0 E: 0 K: 0 S: 6	H: 0 LOB: 0 BB: 0 P: 8	R: 0 E: 0 K: 0 S: 11	H: 0 LOB: 0 BB: 0 P: 16	R: 0 E: 0 K: 1 S: 12	H: 1 LOB: 1 BB: 0 P: 16	R: 1 E: 0 K: 1 S: 10	H: 1 LOB: 0 BB: 0 P: 14	R: 0 E: 0 K: 1 S: 9	H: 0 LOB: 0 BB: 0 P: 15	R: 2 E: 0 K: 1 S: 10	H: 2 LOB: 2 BB: 0 P: 14	R: 1 E: 0 K: 2 S: 17	H: 1 LOB: 3 BB: 1 P: 30	R: 0 E: 0 K: 1 S: 8	H: 1 LOB: 1 BB: 0 P: 10	1B: 1 2B: 3 3B: 0 HR: 3	SF: 0 SAC: 0 DP: 0 HBP: 1	WP: 0 PB: 0 SB: 1 CS: 0	PA: 37
<b>PITCHER</b>	IP WLS BF H R ER SO BB IBB HBP BLK WP HR S P ERA WHIP											IP WLS BF H R ER SO BB IBB HBP BLK WP HR S P ERA WHIP								
31 Cliff Lee, L ERA: 5.64	(1, 1) 6.2 W 26 5 3 3 3 1 0 0 0 0 0 3 65 97 4.05 0.900																			
55 Roberto Hernandez, R ERA: 5.1	(7, 1) 1.1 H 7 1 1 1 3 1 0 1 0 0 0 22 37 6.75 1.500																			
Bob Wickman, R ERA: 2.79	(9, 1) 1.0 4 1 0 0 1 0 0 0 0 0 0 8 10 0.00 1.000																			



Batter	1	2	3	4	5	6	7	8	9	AB	R	H	RBI	BB	SO	LOB	TOP								
24 Grady Sizemore, L (1, 8) OBP: 0.371, SLG: 0.527	F8		L3					G1-3		4	0	0	0	0	0	1	<b>Cleveland Indians @ Milwaukee Brewers</b> Miller Park, Milwaukee, WI Fri Jun 16 2006, 7:05 PM CDT Att: 33,178 - Clear - 86 F								
Ronnie Belliard, R (1, 4) OBP: 0.325, SLG: 0.380	K							G4-3		4	0	0	0	0	2	0									
48 Travis Hafner, L (1, 3) OBP: 0.451, SLG: 0.613	K							G4-3		4	0	1	0	0	2	0									
41 Victor Martinez, S (1, 2)										4	0	1	0	0	1	0									
Eduardo Perez, R (1, 9)										3	1	0	0	1	2	2									
2 Jhonny Peralta, R (1, 6) OBP: 0.319, SLG: 0.359										4	2	3	2	0	1	2									
38 Franklin Gutierrez, R (1, 7) Todd Hollandsworth, L (9, PH) OBP: 0.210, SLG: 0.393										3	0	0	0	0	2	2									
Aaron Boone, R (1, 5) OBP: 0.335, SLG: 0.391										4	1	1	0	0	2	0									
CC Sabathia, L (1, 1) Fernando Cabrera, R (7, 1)										3	0	1	2	0	1	0									
										0	0	0	0	0	0	0	<b>C</b>								
<b>Inning Stats</b>	R: 0 E: 0 K: 2 S: 11	H: 0 LOB: 0 BB: 0 P: 15	R: 0 E: 0 K: 2 S: 11	H: 1 LOB: 1 BB: 0 P: 19	R: 0 E: 0 K: 1 S: 9	H: 0 LOB: 0 BB: 0 P: 10	R: 0 E: 0 K: 3 S: 9	H: 0 LOB: 0 BB: 0 P: 15	R: 2 E: 0 K: 1 S: 12	H: 3 LOB: 1 BB: 0 P: 18	R: 0 E: 0 K: 1 S: 15	H: 2 LOB: 2 BB: 0 P: 20	R: 0 E: 0 K: 1 S: 7	H: 0 LOB: 0 BB: 0 P: 12	R: 0 E: 0 K: 0 S: 6	H: 0 LOB: 0 BB: 0 P: 9		R: 2 E: 0 K: 1 S: 13	H: 1 LOB: 0 BB: 1 P: 24	1B: 4 2B: 2 3B: 0 HR: 1	SF: 0 SAC: 0 DP: 0 HBP: 0	WP: 0 PB: 0 SB: 0 CS: 0	PA: 35		
<b>PITCHER</b>	IP	WLS	BF	H	R	ER	SO	BB	IBB	HBP	BLK	WP	HR	S	P	ERA	WHIP								
39 Chris Capuano, L (1, 1) ERA: 3.3	7.0	W	27	6	2	2	12	0	0	0	0	0	0	74	109	2.57	0.857								
Brian Shouse, L (8, 1) ERA: 3.21	1.0	H	3	0	0	0	0	0	0	0	0	0	0	6	9	0.00	0.000								
Matt Wise, R (9, 1) ERA: 3.65	0.1	S	3	1	2	2	0	1	0	0	0	0	1	6	12	54.00	6.000								
Derrick Turnbow, R (9, 1) ERA: 3.86	0.2	S	2	0	0	0	1	0	0	0	0	0	0	7	12	0.00	0.000								

Batter	1	2	3	4	5	6	7	8	9	AB	R	H	RBI	BB	SO	LOB	BOTTOM								
23 Rickie Weeks Jr., R (1, 4) OBP: 0.389, SLG: 0.431	1B									2	1	1	0	2	0	0	<b>Cleveland Indians @ Milwaukee Brewers</b> Miller Park, Milwaukee, WI Fri Jun 16 2006, 7:05 PM CDT Att: 33,178 - Clear - 86 F								
Brady Clark, R (1, 8) OBP: 0.383, SLG: 0.354	1B									4	1	1	0	0	0	3									
Jeff Cirillo, R (1, 3) OBP: 0.408, SLG: 0.451	1B									4	1	1	1	0	1	2									
Carlos Lee, R (1, 7) OBP: 0.352, SLG: 0.589	1B									3	1	2	2	0	0	0									
2 Bill Hall, R (1, 6) OBP: 0.322, SLG: 0.593	1B									4	1	1	1	0	1	1									
Damian Miller, R (1, 2) OBP: 0.340, SLG: 0.467	1B									4	0	0	0	0	2	2									
47 Corey Koskie, L (1, 5) OBP: 0.358, SLG: 0.505	1B									4	1	2	2	0	0	1									
1 Corey Hart, R (1, 9) OBP: 0.433, SLG: 0.444 Geoff Jenkins, L (7, 9) OBP: 0.323, SLG: 0.392	1B									3	0	0	0	0	2	1									
39 Chris Capuano, L (1, 1) OBP: 0.188, SLG: 0.167 Brian Shouse, L (8, 1) Matt Wise, R (9, 1) Derrick Turnbow, R (9, 1)	1B									0	0	0	0	0	0	0									
										0	0	0	0	0	0	0	<b>Brewers</b>								
<b>Inning Stats</b>	R: 4 E: 0 K: 1 S: 20	H: 4 LOB: 1 BB: 1 P: 31	R: 0 E: 0 K: 1 S: 13	H: 0 LOB: 1 BB: 1 P: 19	R: 0 E: 0 K: 1 S: 12	H: 1 LOB: 1 BB: 0 P: 19	R: 0 E: 0 K: 2 S: 9	H: 1 LOB: 1 BB: 0 P: 10	R: 0 E: 0 K: 1 S: 10	H: 0 LOB: 0 BB: 0 P: 17	R: 1 E: 0 K: 3 S: 11	H: 1 LOB: 0 BB: 0 P: 15	R: 0 E: 1 K: 0 S: 8	H: 0 LOB: 0 BB: 0 P: 10	R: 1 E: 0 K: 0 S: 12	H: 1 LOB: 0 BB: 0 P: 19		1B: 3 2B: 3 3B: 0 HR: 2	SF: 1 SAC: 0 DP: 1 HBP: 0	WP: 0 PB: 0 SB: 3 CS: 0	PA: 34				
<b>PITCHER</b>	IP	WLS	BF	H	R	ER	SO	BB	IBB	HBP	BLK	WP	HR	S	P	ERA	WHIP								
CC Sabathia, L (1, 1) ERA: 3.08	6.0	L	27	7	5	5	9	2	0	0	0	0	1	20	29	4.50	0.500								
Fernando Cabrera, R (7, 1) ERA: 6.04	2.0		7	1	1	1	0	0	0	0	0	0	1	20	29	4.50	0.500								



Batter	1	2	3	4	5	6	7	8	9	AB	R	H	RBI	BB	SO	LOB	TOP								
24 Grady Sizemore, L (1,8) OBP: 0.369, SLG: 0.522	4-1 FC6-4 BB	0-0 F9			0-1 P6			0-3 K		3	0	0	0	1	1	1									
Aaron Boone, R (1,5) OBP: 0.329, SLG: 0.384	0-2 FC6-4 G6-3 WP 1-2		0-1 G4-3		0-0 P5			2-2 P6		4	0	0	0	0	0	1									
Ben Broussard, L (1,3) OBP: 0.387, SLG: 0.534	2-2 G6-3		2-2 P3		1-3 K			2-3 K		4	0	0	0	0	2	1									
41 Victor Martinez, S (1,2) OBP: 0.353, SLG: 0.479	1-2 G4-3		2-0 G4-3		0-3 K				0-0 2B 1B	4	0	1	0	0	1	1									
2 Jhonny Peralta, R (1,6) OBP: 0.322, SLG: 0.365		3-1 PB FC6-4 2B		2-2 1B	2-0 G5-3				2-3 K	4	1	2	0	0	1	1									
Todd Hollandsworth, L (1,7) OBP: 0.227, SLG: 0.406		4-0 FC6-4 BB		0-0 P6					2-2 SAFE 2B	3	0	1	0	1	1	1									
Ronnie Belliard, R (1,4) OBP: 0.320, SLG: 0.373		2-1 FC6-4 38 FC6-4 1-2		0-0 F9				0-1 G5-3		4	0	0	1	0	0	4									
38 Franklin Gutierrez, R (1,9) OBP: 0.143, SLG: 0.143		0-0 FC6-4 37 2B 1-2		0-1 G5-3				0-2 37 WP 1B		4	1	1	0	0	0	4									
37 Jake Westbrook, R (1,1) OBP: 0.333, SLG: 0.667 Bob Wickman, R (9,1)		1-1 1-H 2B			3-2 K			1-2 G4-3		3	0	1	1	0	1	1									
										0	0	0	0	0	0	0									
<b>Inning Stats</b>	R: 0 E: 0 K: 0 S: 12	H: 0 LOB: 1 BB: 1 P: 19	R: 2 E: 0 K: 0 S: 8	H: 2 LOB: 1 BB: 1 P: 18	R: 0 E: 0 K: 0 S: 6	H: 0 LOB: 0 BB: 0 P: 10	R: 0 E: 0 K: 0 S: 8	H: 1 LOB: 1 BB: 0 P: 10	R: 0 E: 0 K: 1 S: 7	H: 0 LOB: 0 BB: 0 P: 10	R: 0 E: 0 K: 2 S: 11	H: 0 LOB: 0 BB: 0 P: 14	R: 0 E: 0 K: 1 S: 12	H: 1 LOB: 1 BB: 0 P: 14	R: 0 E: 0 K: 2 S: 11	H: 0 LOB: 0 BB: 0 P: 15	R: 0 E: 0 K: 1 S: 13	H: 2 LOB: 2 BB: 0 P: 20	1B: 3 2B: 3 3B: 0 HR: 0	SF: 0 SAC: 0 DP: 0 HBP: 0	WP: 2 PB: 1 CS: 0	PA: 35			
<b>PITCHER</b>	IP 8.0	WLS 30	BF 4	H 2	R 2	ER 2	SO 6	BB 2	IBB 0	HBP 0	BLK 0	WP 2	HR 0	S 75	P 110	ERA 2.25	WHIP 0.750								
31 Dave Bush, R (1,1) ERA: 4.81																									
52 Jose Capellan, R (9,1) ERA: 4.99	1.0	W	5	2	0	0	1	0	0	0	0	0	0	0	13	20	0.00	2.000							

**Cleveland Indians @ Milwaukee Brewers**  
Miller Park, Milwaukee, WI  
Sat Jun 17 2006, 6:05 PM CDT  
Att: 42,069 - Partly Cloudy - 87 F

AB 33  
R 2  
H 6  
RBI 2  
BB 2  
SO 7  
LOB 15



Batter	1	2	3	4	5	6	7	8	9	AB	R	H	RBI	BB	SO	LOB	BOTTOM								
23 Rickie Weeks Jr., R (1,4) OBP: 0.382, SLG: 0.424	1-3 K		0-1 F8			1-0 G3-1		0-1 G6-3		4	0	0	0	0	1	1									
47 Corey Koskie, L (1,5) OBP: 0.352, SLG: 0.495	1-3 K			2-2 G3		0-0 E3			0-1 P2	4	0	0	0	0	1	0									
Carlos Lee, R (1,7) OBP: 0.350, SLG: 0.582	1-3 K			1-0 G6-3		3-H 2-2 G5-3			4-1 2B 28 BB 1B	3	1	0	0	1	1	1									
28 Prince Fielder, L (1,3) OBP: 0.349, SLG: 0.528 1 Corey Hart, R (9, PR) OBP: 0.404, SLG: 0.444		1-2 G4-3		1-2 G1-3			0-2 2 FC6-4 1B		4-0 2 1B BB	3	0	1	0	1	0	0									
2 Bill Hall, R (1,6) OBP: 0.325, SLG: 0.595		2-0 1B 2B			2-2 G1-3		1-0 FC5-4 2B		1-2 1B	4	0	2	0	0	0	1									
Geoff Jenkins, L (1,9) OBP: 0.325, SLG: 0.398		2-1 P6			1-3 K		1-0 SAFE 2B		1-2 2-3 1B	4	0	2	2	0	1	1									
Damian Miller, R (1,2) OBP: 0.340, SLG: 0.464		0-0 2-H 1B			2-0 G4-3		2-1 G6-3		1-2 2-H 3-H 1B	3	0	1	0	0	0	1									
18 Gabe Gross, L (1,8) OBP: 0.304, SLG: 0.463			2-3 K			0-1 23 G3-1 47 E 31 G1-3 1B		3-3 K		3	1	1	0	0	2	0									
31 Dave Bush, R (1,1) OBP: 0.167, SLG: 0.200 Jeff Cirillo, R (8, PH) OBP: 0.404, SLG: 0.446 52 Jose Capellan, R (9,1)			1-3 K			1-2 G1-3		3-3 K		2	0	0	0	0	1	1									
										1	0	0	0	0	1	0									
										0	0	0	0	0	0	0									
<b>Inning Stats</b>	R: 0 E: 0 K: 3 S: 9	H: 0 LOB: 0 BB: 0 P: 12	R: 0 E: 0 K: 0 S: 7	H: 2 LOB: 2 BB: 0 P: 12	R: 0 E: 0 K: 2 S: 9	H: 0 LOB: 0 BB: 0 P: 12	R: 0 E: 0 K: 0 S: 7	H: 0 LOB: 0 BB: 0 P: 11	R: 0 E: 0 K: 1 S: 8	H: 0 LOB: 0 BB: 0 P: 13	R: 1 E: 1 K: 0 S: 11	H: 1 LOB: 1 BB: 0 P: 15	R: 0 E: 0 K: 0 S: 10	H: 2 LOB: 1 BB: 0 P: 14	R: 0 E: 0 K: 2 S: 8	H: 0 LOB: 0 BB: 0 P: 14	R: 2 E: 0 K: 0 S: 5	H: 2 LOB: 2 BB: 2 P: 14	1B: 5 2B: 2 3B: 0 HR: 0	SF: 0 SAC: 0 DP: 0 HBP: 0	WP: 0 PB: 0 CS: 0	PA: 33			
<b>PITCHER</b>	IP 8.0	WLS 28	BF 5	H 1	R 1	ER 2	SO 8	BB 2	IBB 0	HBP 0	BLK 0	WP 0	HR 0	S 69	P 103	ERA 0.00	WHIP 0.625								
37 Jake Westbrook, R (1,1) ERA: 4.35																									
Bob Wickman, R (9,1) ERA: 3.66	0.1	L	5	2	2	2	0	2	0	0	0	0	0	5	14	54.00	12.000								

**Cleveland Indians @ Milwaukee Brewers**  
Miller Park, Milwaukee, WI  
Sat Jun 17 2006, 6:05 PM CDT  
Att: 42,069 - Partly Cloudy - 87 F

AB 31  
R 3  
H 7  
RBI 2  
BB 2  
SO 8  
LOB 6





Batter	1	2	3	4	5	6	7	8	9	AB	R	H	RBI	BB	SO	LOB	TOP										
24 Grady Sizemore, L (1,8) OBP: 0.370, SLG: 0.527	2-2 S 1B	0-1 P6		2-0 SF9 3B		1-2 G4-3		1-3 K		5	1	2	0	0	1	3	<b>Cleveland Indians @ Milwaukee Brewers</b> Miller Park, Milwaukee, WI Sun Jun 18 2006, 1:05 PM CDT Att. 43,391 - Roof Closed - 79 F										
Aaron Boone, R (1,5) OBP: 0.323, SLG: 0.376	2-3 K	3-2 P6		1-2 P6		0-1 F8		1-2 L5		5	0	0	0	0	1	5											
Eduardo Perez, R (1,9) OBP: 0.333, SLG: 0.594 Todd Hollandsworth, L (6,7) OBP: 0.224, SLG: 0.400	1-1 P2		3-2 4B 1B	0-0 SF9		1-2 F8			0-3 K	3	1	1	1	0	0	1											
48 Travis Hafner, L (1,3) OBP: 0.454, SLG: 0.610	4-2 BB		1-2 1B 2B	3-H 4-1 BB			2-2 G6-3		1-3 K	3	0	1	0	2	1	0											
2 Jhonny Peralta, R (1,6) OBP: 0.326, SLG: 0.369	1-3 K		2-0 1B	0-3 K			0-0 1B		2-0 1B	5	0	3	1	0	2	3											
Ronnie Belliard, R (1,4) OBP: 0.326, SLG: 0.382		1-1 3B 1B WP	1-0 1B		0-1 G5-3		0-1 3B G6-4-3 1B		1-3 K	5	1	3	0	0	1	1											
38 Franklin Gutierrez, R (1,7) OBP: 0.182, SLG: 0.182		3-2 1B WP	0-1 F4		2-1 G6-3		0-0 G6-4-3 1-2 1B			4	0	1	0	0	0	5											
Tim Laker, R (1,2) OBP: 0.308, SLG: 0.385 Ben Brissard, L (8,PH) OBP: 0.385, SLG: 0.531 53 Rafael Perez, L (8,1) 63 Rafael Betancourt, R (8,1)	2-3 K	2-3 K			2-2 FC6 1B			1-3 K		3	0	1	0	0	2	4											
Paul Byrd, R (1,1) OBP: 0.333, SLG: 0.333 55 Roberto Hernandez, R (7,1) 41 Victor Martinez, S (8,PH) OBP: 0.350, SLG: 0.479	0-0 1B		0-0 G6-3		0-2 FC6			4-1 BB		3	0	1	0	0	0	4											
<b>Inning Stats</b>	R: 0 E: 0 K: 2 S: 15	H: 1 LOB: 2 BB: 1 P: 25	R: 1 E: 0 K: 1 S: 17	H: 3 LOB: 2 BB: 0 P: 26	R: 1 E: 0 K: 1 S: 18	H: 4 LOB: 3 BB: 0 P: 27	R: 1 E: 0 K: 1 S: 9	H: 1 LOB: 1 BB: 1 P: 16	R: 0 E: 0 K: 0 S: 10	H: 0 LOB: 0 BB: 0 P: 14	R: 0 E: 0 K: 0 S: 8	H: 2 LOB: 1 BB: 0 P: 9	R: 0 E: 0 K: 2 S: 10	H: 0 LOB: 1 BB: 1 P: 17	R: 0 E: 0 K: 3 S: 10	H: 1 LOB: 1 BB: 0 P: 14		1B: 11 2B: 1 3B: 1 HR: 0	SF: 1 SAC: 0 DP: 1 HBP: 0	WP: 1 PB: 0 SB: 1 CS: 0	PA: 42						
<b>PITCHER</b>	IP WLS BF H R ER SO BB IBB HBP BLK WP HR S P ERA WHIP											IP WLS BF H R ER SO BB IBB HBP BLK WP HR S P ERA WHIP															
13 Zach Jackson, L (1,1) ERA: 4.67	3.0	18	8	2	2	4	1	0	0	0	0	1	0	50	78	6.00	3.000										
Geremi Gonzalez, R (4,1) ERA: 7.35	3.0	12	2	1	1	1	1	0	0	0	0	0	0	27	40	3.00	1.000										
Dan Kolb, R (7,1) ERA: 3.65	1.0	4	2	0	0	0	0	0	0	0	0	0	0	7	9	0.00	2.000										
Brian Shouse, L (8,1) ERA: 3.0	1.0	4	0	0	0	2	1	0	0	0	0	0	0	10	17	0.00	1.000										
Derrick Turnbow, R (9,1) ERA: 3.73	1.0	W	4	1	0	0	3	0	0	0	0	0	0	10	14	0.00	1.000										

Batter	1	2	3	4	5	6	7	8	9	AB	R	H	RBI	BB	SO	LOB	BOTTOM										
23 Rickie Weeks Jr., R (1,4) OBP: 0.380, SLG: 0.421	1-1 47 FC3-6 1B		1-0 P2		0-2 G4-3		1 SAFE 3-3 K		0-0 SH3-4	4	0	1	0	0	1	2	<b>Cleveland Indians @ Milwaukee Brewers</b> Miller Park, Milwaukee, WI Sun Jun 18 2006, 1:05 PM CDT Att. 43,391 - Roof Closed - 79 F										
47 Corey Koskie, L (1,5) OBP: 0.353, SLG: 0.505	2-1 FC3-6 FC4 1-2 1B		1-0 HR		0-2 G3		1-2 FC4-6		4-0 HR IBB	4	2	1	2	1	0	2											
Carlos Lee, R (1,7) OBP: 0.351, SLG: 0.590	2-2 FC4 2 28 S 1-2 1B		0-1 FC5-4 1B		3-3 K		1 SAFE 0-0 F7		0-1 HR	5	1	2	3	0	1	2											
28 Prince Fielder, L (1,3) OBP: 0.351, SLG: 0.538	4-2 2 S BB		3-2 P5			3-2 HR		1-1 F7		3	1	1	1	1	0	1											
2 Bill Hall, R (1,6) OBP: 0.324, SLG: 0.594	1-1 P2		0-1 FC5-4			1-3 K		0-1 2B		4	0	1	0	0	1	3											
Geoff Jenkins, L (1,9) OBP: 0.331, SLG: 0.401		1-0 P5		0-1 1B		2-2 1B		4-0 IBB		3	0	2	0	1	0	0											
Chad Moeller, R (1,2) OBP: 0.250, SLG: 0.305		0-3 K		0-3 K		0-2 F9		0-2 F6		4	0	0	0	0	2	4											
Brady Clark, R (1,8) OBP: 0.378, SLG: 0.349 Dan Kolb, R (7,1) Brian Shouse, L (8,1) Jeff Cirillo, R (8,PH) OBP: 0.400, SLG: 0.441 Derrick Turnbow, R (9,1)		3-2 G1-3		2-1 F8		1 SAFE 1-2 F8		3-2 F7		3	0	0	0	0	0	2											
13 Zach Jackson, L (1,1) OBP: 0.167, SLG: 0.167 Geremi Gonzalez, R (4,1) 18 Gabe Gross, L (7,8) OBP: 0.319, SLG: 0.482			0-1 P6		0-0 P6		4-0 47 FC4-6 BB		1-1 23 SH3-4 HR 2B	1	1	1	0	0	0	0											
<b>Inning Stats</b>	R: 0 E: 0 K: 0 S: 11	H: 1 LOB: 2 BB: 1 P: 21	R: 0 E: 0 K: 1 S: 8	H: 0 LOB: 0 BB: 0 P: 12	R: 2 E: 0 K: 0 S: 11	H: 3 LOB: 1 BB: 0 P: 16	R: 0 E: 0 K: 1 S: 8	H: 1 LOB: 1 BB: 0 P: 10	R: 0 E: 0 K: 1 S: 10	H: 0 LOB: 0 BB: 0 P: 13	R: 1 E: 0 K: 1 S: 20	H: 2 LOB: 1 BB: 0 P: 27	R: 0 E: 0 K: 1 S: 5	H: 0 LOB: 1 BB: 1 P: 13	R: 0 E: 0 K: 0 S: 14	H: 1 LOB: 2 BB: 1 P: 22		R: 3 E: 0 K: 0 S: 5	H: 2 LOB: 0 BB: 1 P: 10	1B: 5 2B: 2 3B: 0 HR: 3	SF: 0 SAC: 1 DP: 0 HBP: 0	WP: 0 PB: 0 SB: 3 CS: 0	PA: 39				
<b>PITCHER</b>	IP WLS BF H R ER SO BB IBB HBP BLK WP HR S P ERA WHIP											IP WLS BF H R ER SO BB IBB HBP BLK WP HR S P ERA WHIP															
Paul Byrd, R (1,1) ERA: 4.75	6.0	26	7	3	3	4	1	0	0	0	0	0	5	13	0.00	1.000											
55 Roberto Hernandez, R (7,1) ERA: 4.94	1.0	4	0	0	0	1	1	0	0	0	0	0	0	2	3	0.00	0.000										
53 Rafael Perez, L (8,1) ERA: 4.82	0.1	1	0	0	0	0	0	0	0	0	0	0	0	2	3	0.00	0.000										
63 Rafael Betancourt, R (8,1) ERA: 4.82	1.0	L	8	3	3	0	0	2	0	0	0	1	17	29	27.00	3.000											

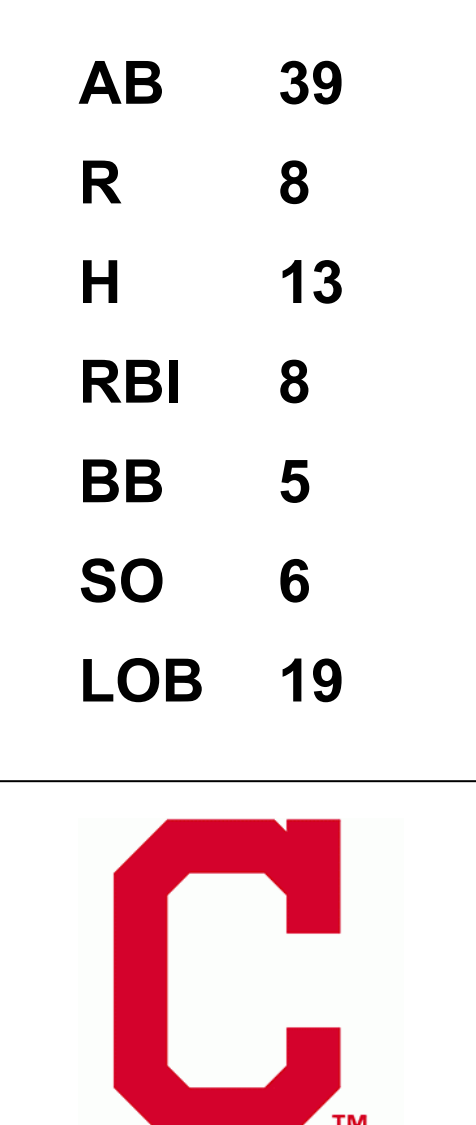




Batter	1	2	3	4	5	6	7	8	9	AB	R	H	RBI	BB	SO	LOB	TOP					
Juan Pierre, L OBP: 0.295, SLG: 0.313	F7		SF8 3B	F8		CS 1B		F7		5	1	2	3	0	0	1	<b>Chicago Cubs @ Cleveland Indians</b> Jacobs Field, Cleveland, OH Mon Jun 19 2006, 7:05 PM EDT Att: 26,769 - Cloudy - 70 F					
Todd Walker, L OBP: 0.384, SLG: 0.389	L4		SF8		FC1-6 BB	CS	HR	1B		3	1	2	2	1	0	0						
16 Aramis Ramirez, R OBP: 0.317, SLG: 0.474	1B		F9		FC1-6		P5	G6-3		5	0	1	0	0	0	3						
Phil Nevin, R OBP: 0.316, SLG: 0.471 1 Tony Womack, L OBP: 0.333, SLG: 0.343	K		K		F8		HR		F7	4	1	1	2	0	2	2						
Jacque Jones, L OBP: 0.322, SLG: 0.514		HR			G4-3	L6		G4-3	G4-3	5	1	1	1	0	0	1						
John Mabry, L OBP: 0.306, SLG: 0.296	P2				24 HR BB		G4-3		F9	4	2	1	0	1	0	0						
5 Ronny Cedeno, R OBP: 0.314, SLG: 0.392	K				E5 1B		1B	1B		4	2	2	0	0	1	1						
Freddie Bynum, L OBP: 0.288, SLG: 0.429	F8				24 HR 1B		1B	1B		4	1	3	0	0	0	0						
24 Henry Blanco, R OBP: 0.296, SLG: 0.413					3B 1B		F6		2B 1B	4	3	3	4	0	0	3						
<b>Inning Stats</b>	R: 0 E: 0 K: 1 S: 10	H: 1 LOB: 1 BB: 0 P: 16	R: 1 E: 0 K: 1 S: 7	H: 1 LOB: 0 BB: 0 P: 9	R: 2 E: 0 K: 1 S: 10	H: 2 LOB: 0 BB: 0 P: 14	R: 3 E: 1 K: 0 S: 12	H: 2 LOB: 0 BB: 1 P: 20	R: 0 E: 0 K: 0 S: 16	H: 0 LOB: 1 BB: 1 P: 24	R: 2 E: 0 K: 0 S: 9	H: 4 LOB: 0 BB: 0 P: 13	R: 2 E: 0 K: 0 S: 16	H: 2 LOB: 0 BB: 0 P: 24	R: 2 E: 0 K: 0 S: 15	H: 4 LOB: 1 BB: 0 P: 24		R: 0 E: 0 K: 0 S: 6	H: 0 LOB: 0 BB: 0 P: 10	1B: 10 2B: 2 3B: 1 HR: 3	SF: 1 SAC: 0 DP: 0 HBP: 0	WP: 0 PB: 0 SB: 0 CS: 1
<b>PITCHER</b>	IP	WLS	BF	H	R	ER	SO	BB	IBB	HBP	BLK	WP	HR	S	P	ERA	WHIP					
Jason Johnson, R ERA: 5.98	5.0	L	23	6	6	3	3	2	0	0	0	0	2	55	83	5.40	1.600					
Fernando Cabrera, R ERA: 6.56	1.0		5	4	2	2	0	0	0	0	0	0	0	9	13	18.00	4.000					
Jeremy Guthrie, R ERA: 6.59	2.0		11	6	4	4	0	0	0	0	0	0	1	31	48	18.00	3.000					
Guillermo Mota, R ERA: 7.24	1.0		3	0	0	0	0	0	0	0	0	0	0	6	10	0.00	0.000					

Batter	1	2	3	4	5	6	7	8	9	AB	R	H	RBI	BB	SO	LOB	BOTTOM					
24 Grady Sizemore, L OBP: 0.367, SLG: 0.524	G3		G4-3	K		K			WP 1B 2B	5	1	1	0	0	2	2	<b>Chicago Cubs @ Cleveland Indians</b> Jacobs Field, Cleveland, OH Mon Jun 19 2006, 7:05 PM EDT Att: 26,769 - Cloudy - 70 F					
Eduardo Perez, R OBP: 0.343, SLG: 0.636 Todd Hollandsworth, L OBP: 0.232, SLG: 0.403	2B		HR		G6-3		G6-3		48 F9 41 1B 2 BB 2H	3	1	2	1	0	0	0						
2 Johnny Peralla, R OBP: 0.334, SLG: 0.382	K		48 HR BB		HR		BB		BB 41 1B SF9 BB	2	3	1	1	3	1	1						
48 Travis Hafner, L OBP: 0.450, SLG: 0.614	G3		HR		L9		K		F9	5	1	1	2	0	1	4						
41 Victor Martinez, S OBP: 0.360, SLG: 0.480		G4-3	BB		1B		G5-3		BB 1B 1B	4	1	2	1	1	0	1						
Ronnie Belliard, R OBP: 0.331, SLG: 0.388	G3 2B		F9		G5-3				38 FC5 1B BB	4	0	2	0	1	0	2						
Ben Broussard, L OBP: 0.380, SLG: 0.525	G3				F9		FC5-4 1B		SF9	4	0	1	1	0	1	2						
Aaron Boone, R OBP: 0.319, SLG: 0.371 Ramón Vázquez, L OBP: 0.205, SLG: 0.167	L7				P3		FC5-4		K	3	0	0	0	0	0	2						
38 Franklin Gutierrez, R OBP: 0.188, SLG: 0.188			F9		1B		G5-3		F8	5	0	1	0	0	0	4						
<b>Inning Stats</b>	R: 0 E: 0 K: 1 S: 8	H: 1 LOB: 1 BB: 0 P: 14	R: 0 E: 0 K: 0 S: 13	H: 1 LOB: 0 BB: 0 P: 21	R: 3 E: 0 K: 0 S: 12	H: 2 LOB: 1 BB: 2 P: 31	R: 0 E: 0 K: 1 S: 7	H: 1 LOB: 1 BB: 0 P: 11	R: 1 E: 0 K: 0 S: 9	H: 2 LOB: 1 BB: 0 P: 14	R: 0 E: 1 K: 1 S: 11	H: 1 LOB: 1 BB: 0 P: 16	R: 0 E: 0 K: 1 S: 10	H: 0 LOB: 1 BB: 1 P: 23	R: 0 E: 0 K: 2 S: 13	H: 1 LOB: 1 BB: 0 P: 18		R: 4 E: 0 K: 0 S: 20	H: 4 LOB: 2 BB: 2 P: 35	1B: 7 2B: 3 3B: 0 HR: 3	SF: 1 SAC: 0 DP: 0 HBP: 0	WP: 1 PB: 0 SB: 0 CS: 0
<b>PITCHER</b>	IP	WLS	BF	H	R	ER	SO	BB	IBB	HBP	BLK	WP	HR	S	P	ERA	WHIP					
45 Sean Marshall, L ERA: 4.97	5.0		24	7	4	4	2	2	0	0	0	0	0	15	27	0.00	1.500					
David Aardsma, R ERA: 6.89	1.1		6	1	0	0	1	1	0	0	0	0	0	6	12	0.00	0.000					
47 Scott Eyre, L ERA: 2.36	0.2		2	0	0	0	1	0	0	0	0	0	0	6	12	0.00	0.000					
Bob Howry, R ERA: 2.51	1.0		4	1	0	0	2	0	0	0	0	0	0	13	18	0.00	1.000					
46 Ryan Dempster, R ERA: 4.45	1.0		9	4	4	4	0	2	0	0	0	1	0	20	35	36.00	6.000					

AB	39
R	12
H	16
RBI	12
BB	2
SO	3
LOB	11









Batter	1	2	3	4	5	6	7	8	9	AB	R	H	RBI	BB	SO	LOB	TOP		
Juan Pierre, L OBP: 0.290, SLG: 0.306 (1, 8)	F8	K	2B 16 SF8 1B		F9		F7			5	1	1	1	0	1	3	<b>Chicago Cubs @ Cleveland Indians</b> Jacobs Field, Cleveland, OH Wed Jun 21 2006, 7:05 PM EDT Att: 27,182 - Cloudy - 74 F		
Neft Perez, S OBP: 0.241, SLG: 0.320 (1, 4)	2B 16 1B		1B		G4-3					4	2	3	2	0	0	1			
16 Aramis Ramirez, R OBP: 0.323, SLG: 0.486 (1, 5)	1B 19 BB		1B		G4-3					3	1	2	2	0	0	0			
Phil Nevin, R OBP: 0.310, SLG: 0.456 (1, 3)	F7		1B		K					4	1	0	0	0	2	4			
19 Matt Murton, R OBP: 0.338, SLG: 0.367 (1, 7)	BB		1B		1B		2B			3	1	2	1	1	0	2			
Jacque Jones, L OBP: 0.326, SLG: 0.517 (1, 9)	K		1B		G6-3		F7			4	1	1	1	0	1	4			
5 Ronny Cedeno, R OBP: 0.308, SLG: 0.383 (1, 6)		G4-3	F7		G1-3					4	0	1	0	0	0	3			
Todd Walker, L OBP: 0.361, SLG: 0.382 (1, 10)		1B	1B		P5		G3			3	1	1	1	1	0	1			
24 Henry Blanco, R OBP: 0.304, SLG: 0.437 (1, 2)	F9		1B		2B		K			4	1	2	1	0	1	2			
<b>Inning Stats</b>	R: 1 E: 0 K: 1 S: 15	H: 2 LOB: 2 BB: 1 P: 22	R: 0 E: 0 K: 1 S: 9	H: 1 LOB: 1 BB: 0 P: 12	R: 8 E: 0 K: 1 S: 26	H: 6 LOB: 1 BB: 1 P: 41	R: 0 E: 0 K: 0 S: 5	H: 1 LOB: 0 BB: 0 P: 7	R: 0 E: 0 K: 0 S: 10	H: 1 LOB: 1 BB: 0 P: 15	R: 0 E: 0 K: 1 S: 8	H: 1 LOB: 1 BB: 0 P: 12							
<b>PITCHER</b>	IP	WLS	BF	H	R	ER	SO	BB	IBB	HBP	BLK	WP	HR	S	P	ERA	WHIP		
CC Sabathia, L ERA: 4.19 (1, 1)	2.1	L	19	8	9	9	2	2	0	0	0	0	0	45	65	34.71	4.286		
49 Edward Mujica, R ERA: (3, 1)	2.2		10	3	0	0	1	0	0	0	0	0	0	20	32	0.00	1.125		
Fernando Cabrera, R ERA: 6.04 (6, 1)	2.0		8	2	0	0	2	0	0	0	0	0	0	15	23	0.00	1.000		

AB	34
R	9
H	13
RBI	9
BB	2
SO	5
LOB	20



1B:	9	SF:	1
2B:	4	SAC:	0
3B:	0	DP:	1
HR:	0	HBP:	0
WP:	0	PA:	37
PB:	0		
SB:	0		
CS:	0		

Batter	1	2	3	4	5	6	7	8	9	AB	R	H	RBI	BB	SO	LOB	BOTTOM		
24 Grady Sizemore, L OBP: 0.370, SLG: 0.532 (1, 8)	BB 48 1B		F8		G3-1 1B		F7			3	1	1	0	1	0	0	<b>Chicago Cubs @ Cleveland Indians</b> Jacobs Field, Cleveland, OH Wed Jun 21 2006, 7:05 PM EDT Att: 27,182 - Cloudy - 74 F		
Todd Hollandsworth, L OBP: 0.234, SLG: 0.378 (1, 7)	BB 2 G6-4-3		F7		G3-1		K			3	0	0	0	1	1	2			
2 Jhonny Peralla, R OBP: 0.333, SLG: 0.381 (1, 6)	G6-4-3		K		F8					3	0	0	0	0	1	4			
48 Travis Hafner, L OBP: 0.449, SLG: 0.608 (1, 10)	1B 41 1B				F7		1B 41 G4-3			3	1	2	1	0	0	0			
41 Victor Martinez, S OBP: 0.358, SLG: 0.474 (1, 2)	1B		F7		G4-3					3	0	1	0	0	0	1			
Ben Broussard, L OBP: 0.379, SLG: 0.529 (1, 3)	F8				2B		G3			3	0	2	1	0	0	2			
Ronnie Belliard, R OBP: 0.331, SLG: 0.391 7 Joe Inglett, L (7, 4)		K			G6-3		G3			3	0	0	0	0	1	2			
Ramón Vázquez, L OBP: 0.200, SLG: 0.146 (1, 5)	F7						F7			2	0	0	0	1	0	1			
38 Franklin Gutierrez, R OBP: 0.136, SLG: 0.136 (1, 9)	L6				FC6-4 38 FC6-4 BB		P6			3	0	0	0	0	0	1			
<b>Inning Stats</b>	R: 1 E: 0 K: 0 S: 13	H: 2 LOB: 2 BB: 2 P: 27	R: 0 E: 0 K: 1 S: 8	H: 0 LOB: 0 BB: 0 P: 11	R: 0 E: 0 K: 1 S: 5	H: 0 LOB: 0 BB: 0 P: 10	R: 0 E: 0 K: 0 S: 15	H: 1 LOB: 1 BB: 0 P: 16	R: 0 E: 0 K: 0 S: 15	H: 1 LOB: 2 BB: 1 P: 27	R: 1 E: 0 K: 0 S: 8	H: 2 LOB: 1 BB: 0 P: 10	R: 0 E: 0 K: 1 S: 8	H: 0 LOB: 0 BB: 0 P: 12					
<b>PITCHER</b>	IP	WLS	BF	H	R	ER	SO	BB	IBB	HBP	BLK	WP	HR	S	P	ERA	WHIP		
38 Carlos Zambrano, R ERA: 2.83 (1, 1)	6.0	W	26	6	2	2	2	3	0	0	0	0	0	64	101	3.00	1.500		
13 Will Ohman, L ERA: 4.55 (7, 1)	1.0		3	0	0	0	1	0	0	0	0	0	0	8	12	0.00	0.000		

AB	26
R	2
H	6
RBI	2
BB	3
SO	3
LOB	13



1B:	4	SF:	0
2B:	2	SAC:	0
3B:	0	DP:	1
HR:	0	HBP:	0
WP:	0	PA:	29
PB:	0		
SB:	0		
CS:	0		



Batter	1	2	3	4	5	6	7	8	9	AB R H RBI BB SO LOB	TOP									
6 Ryan Freel, R OBP: 0.395, SLG: 0.447 (1, 5)	1-1 2B		0-0 1B		2-2 1B		0-1 1B		2-2 2B	5 2 5 0 0 0 0	<b>Cincinnati Reds @ Cleveland Indians</b> Jacobs Field, Cleveland, OH Fri Jun 23 2006, 7:05 PM EDT Att: 32,927 - Partly Cloudy - 70 F									
Felipe Lopez, S OBP: 0.355, SLG: 0.393 (1, 6)	0-0 2B		2-1 1B		0-3 1B		1-3 1B		1-3 1B	5 0 1 1 0 3 4										
Ken Griffey Jr., L OBP: 0.304, SLG: 0.489 (1, 8)	1-0 2B		3-3 1B		0-1 1B		1-3 1B		1-0 1B	5 0 0 0 0 2 4										
Rich Aurilia, R OBP: 0.315, SLG: 0.497 (1, 10)	2-1 1B			2-2 1B			2-2 1B			4 0 1 1 0 0 2										
Adam Dunn, L OBP: 0.370, SLG: 0.543 9 Juan Castro, R OBP: 0.256, SLG: 0.303 (1, 7)	4-0 1B			1-2 1B		4-2 1B		2-0 1B		2 0 0 0 2 1 0 0 0 0 0 0 0 0										
Scott Hatteberg, L OBP: 0.408, SLG: 0.436 (1, 3)	3-1 1B			2-0 1B		2-2 1B		4-1 1B		3 1 1 0 1 0 4										
Austin Kearns, R OBP: 0.351, SLG: 0.487 (1, 9)		3-2 1B		2-1 1B		0-0 1B		3-2 1B		4 0 1 1 0 0 1										
4 Brandon Phillips, R OBP: 0.357, SLG: 0.467 (1, 4)		0-0 1B		3-1 1B		2-1 1B		1-2 1B		4 0 1 0 0 0 1										
Jason LaRue, R OBP: 0.261, SLG: 0.309 (1, 2)		2-3 1B		3-2 1B		2-1 1B			2-1 1B	4 0 0 0 0 1 2										
<b>Inning Stats</b>	R: 1 E: 0 K: 0 S: 8	H: 2 LOB: 2 BB: 1 P: 19	R: 0 E: 0 K: 1 S: 8	H: 0 LOB: 0 BB: 0 P: 13	R: 0 E: 0 K: 1 S: 7	H: 1 LOB: 0 BB: 0 P: 12	R: 1 E: 0 K: 1 S: 14	H: 3 LOB: 2 BB: 0 P: 27	R: 1 E: 0 K: 1 S: 16	H: 2 LOB: 2 BB: 1 P: 24		R: 0 E: 0 K: 2 S: 11	H: 1 LOB: 1 BB: 0 P: 15	R: 0 E: 0 K: 0 S: 10	H: 0 LOB: 1 BB: 1 P: 20	R: 0 E: 0 K: 1 S: 13	H: 1 LOB: 1 BB: 0 P: 19	1B: 6 2B: 4 3B: 0 HR: 0	SF: 0 SAC: 0 DP: 0 HBP: 0	WP: 0 PB: 0 SB: 2 CS: 0
<b>PITCHER</b>	IP WLS BF H R ER SO BB IBB HBP BLK WP HR S P ERA WHIP											IP WLS BF H R ER SO BB IBB HBP BLK WP HR S P ERA WHIP								
37 Jake Westbrook, R ERA: 4.38 (1, 1)	6.0 L 27 8 3 3 4 2 0 0 0 0 0 0 58 104 4.50 1.667											6.0 W 34 7 0 0 6 2 0 0 0 0 1 0 73 117 0.00 1.000								
53 Rafael Perez, L ERA: (7, 1)	1.1 6 1 0 0 2 1 0 0 1 0 0 0 13 23 0.00 1.500																			
63 Rafael Betancourt, R ERA: 4.43 (8, 1)	1.2 6 1 0 0 1 0 0 0 0 0 0 0 21 31 0.00 0.600																			

AB	36
R	3
H	10
RBI	3
BB	3
SO	7
LOB	18



Batter	1	2	3	4	5	6	7	8	9	AB R H RBI BB SO LOB	BOTTOM											
24 Grady Sizemore, L OBP: 0.372, SLG: 0.535 (1, 8)	1-1 1B		0-1 2B		1-0 1B			2-1 1B		4 0 2 0 0 0 0	<b>Cincinnati Reds @ Cleveland Indians</b> Jacobs Field, Cleveland, OH Fri Jun 23 2006, 7:05 PM EDT Att: 32,927 - Partly Cloudy - 70 F											
Ronnie Belliard, R OBP: 0.330, SLG: 0.388 (1, 4)	1-2 1B		2-2 1B			2-1 1B		1-1 1B		4 0 1 0 0 0 1												
2 Jhonny Perella, R OBP: 0.332, SLG: 0.382 (1, 6)	1-3 1B			0-0 2B		1-0 1B		2-1 1B		4 0 1 0 0 1 2												
48 Travis Hafner, L OBP: 0.447, SLG: 0.602 (1, 10)		2-1 1B		0-0 1B		0-2 1B		1-0 1B		4 0 1 0 0 0 2												
41 Victor Martinez, S OBP: 0.360, SLG: 0.472 (1, 3)		4-2 1B		0-1 1B		0-1 1B		2-3 1B		3 0 1 0 1 1 1												
Todd Hollandsworth, L OBP: 0.222, SLG: 0.359 (1, 7)		2-2 1B		2-3 1B			1-0 1B		0-1 1B	4 0 0 0 0 1 3												
Aaron Boone, R OBP: 0.322, SLG: 0.370 (1, 5)		4-2 1B		0-1 1B			2-1 1B		0-0 1B	3 0 1 0 1 0 2												
38 Franklin Gutierrez, R OBP: 0.120, SLG: 0.120 (1, 9)		1-3 1B			1-0 1B		1-1 1B			3 0 0 0 0 1 3												
10 Kelly Shoppach, R OBP: 0.318, SLG: 0.263 (1, 2)			2-3 1B		1-3 1B		2-2 1B			3 0 0 0 0 2 1												
<b>Inning Stats</b>	R: 0 E: 0 K: 1 S: 8	H: 0 LOB: 0 BB: 0 P: 11	R: 0 E: 0 K: 1 S: 12	H: 0 LOB: 2 BB: 2 P: 25	R: 0 E: 0 K: 1 S: 8	H: 1 LOB: 0 BB: 0 P: 12	R: 0 E: 0 K: 1 S: 10	H: 2 LOB: 2 BB: 0 P: 12	R: 0 E: 0 K: 1 S: 5	H: 0 LOB: 0 BB: 0 P: 8		R: 0 E: 0 K: 1 S: 10	H: 1 LOB: 1 BB: 0 P: 15	R: 0 E: 0 K: 0 S: 8	H: 1 LOB: 1 BB: 0 P: 14	R: 0 E: 0 K: 0 S: 7	H: 2 LOB: 1 BB: 0 P: 13	R: 0 E: 0 K: 0 S: 5	H: 0 LOB: 0 BB: 0 P: 7	1B: 5 2B: 3 3B: 0 HR: 0	SF: 0 SAC: 0 DP: 2 HBP: 0	WP: 1 PB: 0 SB: 0 CS: 0
<b>PITCHER</b>	IP WLS BF H R ER SO BB IBB HBP BLK WP HR S P ERA WHIP											IP WLS BF H R ER SO BB IBB HBP BLK WP HR S P ERA WHIP										
39 Aaron Harang, R ERA: 3.59 (1, 1)	9.0 W 34 7 0 0 6 2 0 0 0 0 1 0 73 117 0.00 1.000																					

AB	32
R	0
H	7
RBI	0
BB	2
SO	6
LOB	15





Batter	1	2	3	4	5	6	7	8	9	AB	R	H	RBI	BB	SO	LOB	TOP				
6 Ryan Freel, R (1, 8) OBP: 0.393, SLG: 0.448	F7		F7		L6			K		4	0	1	0	0	1	2	Cincinnati Reds @ Cleveland Indians Jacobs Field, Cleveland, OH Sat Jun 24 2006, 1:20 PM EDT Att: 33,072 - Sunny - 67 F				
Felipe Lopez, S (1, 6) OBP: 0.351, SLG: 0.387	F9		F8			F8		P4		4	0	0	0	0	2						
Ken Griffey Jr., L (1, 10) OBP: 0.308, SLG: 0.489						G4-3			L6	4	0	2	0	0	0						
Rich Aurilia, R (1, 5) OBP: 0.309, SLG: 0.485	F7			L7		F9			K	4	0	0	0	1	2						
Adam Dunn, L (1, 7) OBP: 0.366, SLG: 0.535				F9			F8		L7	4	0	0	0	1	1						
Scott Hatteberg, L (1, 3) OBP: 0.402, SLG: 0.429				L4			G4-3			3	0	0	0	0	1						
Austin Kearns, R (1, 9) OBP: 0.347, SLG: 0.482							G4-3			3	0	0	0	0	2						
4 Brandon Phillips, R (1, 4) OBP: 0.357, SLG: 0.465			P3					G6-3		3	0	1	0	0	0						
26 David Ross, R (1, 2) OBP: 0.402, SLG: 0.716			F8							3	0	1	0	0	1						
<b>Inning Stats</b>	R: 0 E: 0 K: 0 S: 11	H: 1 LOB: 1 BB: 0 P: 15	R: 0 E: 0 K: 2 S: 9	H: 0 LOB: 0 BB: 0 P: 15	R: 0 E: 0 K: 0 S: 10	H: 1 LOB: 1 BB: 0 P: 14	R: 0 E: 0 K: 0 S: 8	H: 1 LOB: 1 BB: 0 P: 9	R: 0 E: 0 K: 1 S: 18	H: 0 LOB: 0 BB: 0 P: 24	R: 0 E: 0 K: 0 S: 6	H: 0 LOB: 0 BB: 0 P: 11	R: 0 E: 0 K: 1 S: 11	H: 1 LOB: 1 BB: 0 P: 15	R: 0 E: 0 K: 1 S: 11	H: 0 LOB: 0 BB: 0 P: 16	1B: 4 2B: 1 3B: 0 HR: 0	SF: 0 SAC: 0 DP: 0 HBP: 0	WP: 0 PB: 0 SB: 0 CS: 0	PA: 32	
<b>PITCHER</b>	IP	WLS	BF	H	R	ER	SO	BB	IBB	HBP	BLK	WP	HR	S	P	ERA	WHIP				
Paul Byrd, R (1, 1) ERA: 4.37	8.0	W	29	5	0	0	4	0	0	0	0	0	0	81	113	0.00	0.625				
Bob Wickman, R (9, 1) ERA: 3.32	1.0		3	0	0	0	1	0	0	0	0	0	0	11	16	0.00	0.000				

AB	32
R	0
H	5
RBI	0
BB	0
SO	5
LOB	9



Batter	1	2	3	4	5	6	7	8	9	AB	R	H	RBI	BB	SO	LOB	BOTTOM				
24 Grady Sizemore, L (1, 8) OBP: 0.373, SLG: 0.543	F8		F8							3	1	1	1	1	0	0	Cincinnati Reds @ Cleveland Indians Jacobs Field, Cleveland, OH Sat Jun 24 2006, 1:20 PM EDT Att: 33,072 - Sunny - 67 F				
Ronnie Belliard, R (1, 4) OBP: 0.325, SLG: 0.383	G1-3		F7			K		G4-3		4	0	0	0	1	1						
2 Johnny Peralta, R (1, 6) OBP: 0.334, SLG: 0.388	F8									4	1	2	0	0	0						
48 Travis Hafner, L (1, 10) OBP: 0.447, SLG: 0.605										4	0	2	0	0	1						
41 Victor Martinez, S (1, 2) OBP: 0.362, SLG: 0.471										3	1	1	1	1	2						
Ben Broussard, L (1, 3) OBP: 0.371, SLG: 0.518										4	0	0	0	0	2						
Todd Hollandsworth, L (1, 9) OBP: 0.229, SLG: 0.395										3	1	1	2	0	3						
Aaron Boone, R (1, 5) OBP: 0.318, SLG: 0.366										3	0	0	0	1	0						
7 Joe Inglett, L (1, 7) 38 Franklin Gutierrez, R (7, Ph) OBP: 0.115, SLG: 0.115										2	0	0	0	0	0						
<b>Inning Stats</b>	R: 0 E: 0 K: 0 S: 12	H: 0 LOB: 0 BB: 0 P: 16	R: 2 E: 0 K: 1 S: 13	H: 1 LOB: 0 BB: 1 P: 25	R: 0 E: 0 K: 0 S: 5	H: 0 LOB: 0 BB: 0 P: 8	R: 1 E: 0 K: 0 S: 9	H: 2 LOB: 1 BB: 0 P: 13	R: 0 E: 0 K: 2 S: 12	H: 0 LOB: 1 BB: 1 P: 23	R: 0 E: 0 K: 1 S: 17	H: 2 LOB: 2 BB: 0 P: 29	R: 1 E: 0 K: 0 S: 8	H: 1 LOB: 0 BB: 0 P: 15	R: 0 E: 0 K: 1 S: 10	H: 1 LOB: 1 BB: 0 P: 16	1B: 3 2B: 2 3B: 0 HR: 2	SF: 0 SAC: 0 DP: 0 HBP: 0	WP: 0 PB: 0 SB: 0 CS: 0	PA: 33	
<b>PITCHER</b>	IP	WLS	BF	H	R	ER	SO	BB	IBB	HBP	BLK	WP	HR	S	P	ERA	WHIP				
61 Bronson Arroyo, R (1, 1) ERA: 2.58	6.0	L	25	5	3	3	4	0	0	0	0	0	1	68	114	4.50	1.167				
Kent Mercker, L (7, 1) ERA: 6.35	1.0		4	1	1	1	0	0	0	0	0	0	1	8	15	9.00	1.000				
25 David Weathers, R (8, 1) ERA: 5.4	1.0		4	1	0	0	1	0	0	0	0	0	0	10	16	0.00	1.000				

AB	31
R	4
H	7
RBI	4
BB	2
SO	5
LOB	12





Batter	1	2	3	4	5	6	7	8	9	AB	R	H	RBI	BB	SO	LOB	TOP				
6 Ryan Freel, R OBP: 0.390, SLG: 0.442	L4		G5-3		G5-4-3			SH1-3 BB		3	0	0	0	1	0	1	Cincinnati Reds @ Cleveland Indians Jacobs Field, Cleveland, OH Sun Jun 25 2006, 1:05 PM EDT Att: 33,141 - Cloudy - 72 F				
4 Brandon Phillips, R OBP: 0.357, SLG: 0.461	F7			HR	F9			SH1-3		2	1	0	0	1	0	0					
Ken Griffey Jr., L OBP: 0.311, SLG: 0.503	F7			HR		F8		IBB		3	1	1	2	1	0	0					
Rich Aurilia, R OBP: 0.313, SLG: 0.486		G5-3 1B		HR	1B	K		F8		4	1	2	0	0	1	2					
Austin Kearns, R OBP: 0.346, SLG: 0.476	G5-3		L9					K		3	0	0	0	1	1	4					
Adam Dunn, L OBP: 0.364, SLG: 0.542	K		HR			K			K	4	1	1	2	0	3	2					
26 David Ross, R OBP: 0.397, SLG: 0.697	K								K	4	0	1	0	0	3	1					
Scott Hatteberg, L OBP: 0.400, SLG: 0.426			G6-3	G5-3			CS 1B	G6-3		4	0	1	0	0	0	1					
9 Juan Castro, R OBP: 0.256, SLG: 0.302			G6-3				F7	F9		4	0	1	0	0	0	2					
<b>Inning Stats</b>	R: 0 E: 0 K: 0 S: 7	H: 0 LOB: 0 BB: 0 P: 9	R: 0 E: 0 K: 2 S: 12	H: 1 LOB: 1 BB: 0 P: 18	R: 0 E: 0 K: 0 S: 5	H: 0 LOB: 0 BB: 0 P: 8	R: 4 E: 0 K: 1 S: 19	H: 3 LOB: 0 BB: 1 P: 36	R: 0 E: 0 K: 2 S: 12	H: 0 LOB: 1 BB: 1 P: 21	R: 0 E: 0 K: 1 S: 8	H: 1 LOB: 0 BB: 0 P: 12	R: 0 E: 0 K: 1 S: 11	H: 0 LOB: 2 BB: 2 P: 24	R: 0 E: 0 K: 1 S: 8	H: 1 LOB: 1 BB: 0 P: 9	1B: 5 2B: 0 3B: 0 HR: 2	SF: 0 SAC: 1 DP: 1 HBP: 0	WP: 0 PB: 0 SB: 0 CS: 1	PA: 36	
<b>PITCHER</b>	IP	WLS	BF	H	R	ER	SO	BB	IBB	HBP	BLK	WP	HR	S	P	ERA	WHIP				
45 Jeremy Sowers, L ERA: 7.2	5.0	L	20	5	4	4	3	1	0	0	0	0	2	50	82	7.20	1.200				
Guillermo Mota, R ERA: 6.99	1.0		4	0	0	0	2	1	0	0	0	0	0	12	21	0.00	1.000				
63 Rafael Betancourt, R ERA: 4.03	2.0		8	1	0	0	2	1	1	0	0	0	0	19	36	0.00	1.000				
53 Rafael Perez, L ERA:	1.0		4	1	0	0	1	0	0	0	0	0	0	8	9	0.00	1.000				

Batter	1	2	3	4	5	6	7	8	9	AB	R	H	RBI	BB	SO	LOB	BOTTOM				
24 Grady Sizemore, L OBP: 0.372, SLG: 0.539	K		1B			G6-3	K			4	0	1	0	0	2	1	Cincinnati Reds @ Cleveland Indians Jacobs Field, Cleveland, OH Sun Jun 25 2006, 1:05 PM EDT Att: 33,141 - Cloudy - 72 F				
Ronnie Belliard, R OBP: 0.331, SLG: 0.350	K		1B			2B 48 1B				3	1	2	0	1	1	0					
2 Jhonny Peralta, R OBP: 0.333, SLG: 0.386	F7		F8			41 BB 48 1B SF7	K			4	1	1	0	0	1	4					
48 Travis Hafner, L OBP: 0.448, SLG: 0.603	G6-3			G4-3		41 BB BLK 1B		41 G6-4-3 1B		4	0	2	1	0	0	0					
41 Victor Martinez, S OBP: 0.361, SLG: 0.465	L7			G4-3		BLK BB		G6-4-3		3	0	0	0	1	0	1					
Todd Hollandsworth, L OBP: 0.227, SLG: 0.393				G3		SF7		G1-3		3	0	1	1	0	0	0					
Aaron Boone, R OBP: 0.313, SLG: 0.360	F8				G6-3	G5-3		G6-3		4	0	0	0	0	0	3					
7 Joe Inglett, L			B1-3		G4-3		K		G6-3	3	0	0	0	0	1	0					
Ben Broussard, L OBP: 0.370, SLG: 0.515					G4-3			G6-3		1	0	0	0	0	0	0					
10 Kelly Shoppach, R OBP: 0.308, SLG: 0.261			F8		G5-3		BB 1B	G4-3		4	0	1	0	0	0	0					
<b>Inning Stats</b>	R: 0 E: 0 K: 2 S: 11	H: 0 LOB: 0 BB: 0 P: 16	R: 0 E: 0 K: 0 S: 7	H: 1 LOB: 1 BB: 0 P: 11	R: 0 E: 0 K: 0 S: 9	H: 0 LOB: 0 BB: 0 P: 14	R: 0 E: 0 K: 0 S: 7	H: 0 LOB: 0 BB: 0 P: 9	R: 2 E: 0 K: 3 S: 11	H: 3 LOB: 2 BB: 1 P: 19	R: 0 E: 0 K: 3 S: 13	H: 1 LOB: 2 BB: 1 P: 22	R: 0 E: 0 K: 0 S: 11	H: 0 LOB: 0 BB: 0 P: 15	R: 0 E: 0 K: 0 S: 4	H: 0 LOB: 0 BB: 0 P: 5	1B: 7 2B: 1 3B: 0 HR: 0	SF: 1 SAC: 0 DP: 1 HBP: 0	WP: 0 PB: 0 SB: 0 CS: 0	PA: 36	
<b>PITCHER</b>	IP	WLS	BF	H	R	ER	SO	BB	IBB	HBP	BLK	WP	HR	S	P	ERA	WHIP				
54 Elizardo Ramirez, R ERA: 3.61	6.1	W	27	7	2	2	3	1	0	0	1	0	0	61	93	2.84	1.263				
Chris Hammond, L ERA: 6.04	1.2	H	6	1	0	0	2	1	0	0	0	0	0	19	28	0.00	1.200				
56 Todd Coffey, R ERA: 2.23	1.0	S	3	0	0	0	0	0	0	0	0	0	0	4	5	0.00	0.000				











Batter	1	2	3	4	5	6	7	8	9	AB	R	H	RBI	BB	SO	LOB	TOP								
24 Grady Sizemore, L OBP: 0.381, SLG: 0.552	F7		1B		FC6-4			2B 41 1B	1B	5	1	4	1	0	0	0	<b>Cleveland Indians @ St. Louis Cardinals</b> Busch Stadium, St. Louis, MO Wed Jun 28 2006, 7:10 PM CDT Att: 44,628 - Partly Cloudy - 87 F								
Ronnie Belliard, R OBP: 0.338, SLG: 0.399	G5-3		K		FC6-4			41 1B	2B	4	1	1	0	1	1	3									
2 Johnny Perella, R OBP: 0.327, SLG: 0.381	K				F8			K	G6-4-3	4	0	0	0	1	2	5									
41 Victor Martinez, S OBP: 0.359, SLG: 0.462								1B 48 BB		4	1	1	1	0	1	3									
Ben Broussard, L OBP: 0.369, SLG: 0.513					G4-3			2-3 3-H	1B	3	0	1	0	0	0	0									
Eduardo Perez, R OBP: 0.343, SLG: 0.636								1B	BB	0	0	0	0	0	0	0									
48 Travis Hafner, L OBP: 0.453, SLG: 0.620								1-2		0	0	0	0	0	1	0									
55 Roberto Hernandez, R OBP: 0.311, SLG: 0.381								1-2		0	0	0	0	0	0	0									
Bob Wickman, R										0	0	0	0	0	0	0									
Todd Hollandsworth, L OBP: 0.218, SLG: 0.396	F9				P6			1-2 2-3 3-H	1B	4	0	1	1	0	0	1									
Aaron Boone, R OBP: 0.307, SLG: 0.353	G4-3				G6-3			G5-3	SF7	3	0	0	1	0	0	1									
38 Franklin Gutierrez, R OBP: 0.184, SLG: 0.211					K			F9	K	4	1	1	0	0	2	2									
37 Jake Westbrook, R OBP: 0.500, SLG: 0.750					SH3-4			F7	F8	1	0	1	0	0	0	0									
Ramon Vazquez, L OBP: 0.213, SLG: 0.163					2B 24 1B					1	0	0	0	0	0	0									
63 Rafael Betancourt, R										1	0	0	0	0	0	0									
10 Kelly Shoppach, R OBP: 0.296, SLG: 0.250										1	0	0	0	0	0	0									
<b>Inning Stats</b>	R: 0 E: 0 K: 1 S: 9	H: 0 LOB: 0 BB: 0 P: 11	R: 0 E: 0 K: 0 S: 8	H: 1 LOB: 1 BB: 0 P: 13	R: 0 E: 0 K: 3 S: 20	H: 2 LOB: 3 BB: 1 P: 31	R: 0 E: 0 K: 0 S: 6	H: 0 LOB: 0 BB: 0 P: 8	R: 1 E: 0 K: 0 S: 15	H: 2 LOB: 1 BB: 0 P: 20	R: 0 E: 0 K: 0 S: 6	H: 0 LOB: 0 BB: 0 P: 8	R: 0 E: 0 K: 0 S: 7	H: 0 LOB: 0 BB: 0 P: 11	R: 3 E: 0 K: 2 S: 23	H: 4 LOB: 2 BB: 1 P: 38	R: 0 E: 0 K: 0 S: 9	H: 1 LOB: 1 BB: 1 P: 16	1B: 9 2B: 1 3B: 0 HR: 0	SF: 1 SAC: 1 DP: 1 HBP: 0	WP: 0 PB: 0 SB: 1 CS: 0	PA: 39			
<b>PITCHER</b>	IP	WLS	BF	H	R	ER	SO	BB	IBB	HBP	BLK	WP	HR	S	P	ERA	WHIP								
29 Chris Carpenter, R ERA: 2.85	7.0		27	5	1	1	4	1	0	0	0	0	0	71	102	1.29	0.857								
34 Randy Flores, L ERA: 4.76	0.0	1	1	1	1	1	0	0	0	0	0	0	0	4	6	=	=								
41 Braden Looper, R ERA: 3.27	0.1	H	2	1	0	0	1	0	0	0	0	0	0	6	9	0.00	3.000								
Tyler Johnson, L ERA: 5.27	0.0		1	1	0	0	0	0	0	0	0	0	0	5	7	=	=								
44 Jason Istringhausen, R ERA: 3.86	1.2	W	8	2	2	2	1	2	0	0	0	0	0	17	32	10.80	2.400								

AB 34  
R 4  
H 10  
RBI 4  
BB 3  
SO 6  
LOB 15



Batter	1	2	3	4	5	6	7	8	9	AB	R	H	RBI	BB	SO	LOB	BOTTOM								
22 David Eckstein, R OBP: 0.379, SLG: 0.375	G4-3		K		G6-3			43 FC5	5 BB	4	0	0	0	1	1	0	<b>Cleveland Indians @ St. Louis Cardinals</b> Busch Stadium, St. Louis, MO Wed Jun 28 2006, 7:10 PM CDT Att: 44,628 - Partly Cloudy - 87 F								
15 Jim Edmonds, L OBP: 0.352, SLG: 0.405	L7				L7			K		4	0	1	0	0	1	1									
5 Albert Pujols, R OBP: 0.436, SLG: 0.712	K				F7			G6-3		3	0	0	0	1	1	1									
27 Scott Rolen, R OBP: 0.409, SLG: 0.568								F9		4	2	2	1	0	1	2									
43 Juan Encarnacion, R OBP: 0.307, SLG: 0.465	G5-3				43 WP			HR		4	1	1	1	0	0	2									
53 John Rodriguez, L OBP: 0.382, SLG: 0.397					4 1B			G5-3		4	1	1	1	0	0	2									
So Taguchi, R OBP: 0.342, SLG: 0.364					1-1 2-3			FC5		1-2 2-3															
4 Yadier Molina, R OBP: 0.283, SLG: 0.297	G5-3				4 1B			G3		2	0	1	0	1	0	0									
Aaron Miles, S OBP: 0.342, SLG: 0.345					4 1B			L7		3	0	1	1	0	0	1									
29 Chris Carpenter, R ERA: 2.85					G4-3			F8		4	1	1	1	0	0	2									
34 Randy Flores, L ERA: 4.76								G6-3		2	0	0	0	0	1	0									
41 Braden Looper, R ERA: 3.27					K					1	0	0	0	0	0	0									
Tyler Johnson, L ERA: 5.27										0	0	0	0	0	0	0									
44 Jason Istringhausen, R ERA: 3.86										1	0	0	0	0	0	1									
<b>Inning Stats</b>	R: 0 E: 0 K: 1 S: 8	H: 0 LOB: 0 BB: 0 P: 10	R: 0 E: 0 K: 1 S: 12	H: 1 LOB: 0 BB: 0 P: 21	R: 0 E: 0 K: 2 S: 10	H: 0 LOB: 0 BB: 0 P: 10	R: 2 E: 0 K: 0 S: 10	H: 4 LOB: 2 BB: 1 P: 20	R: 0 E: 0 K: 0 S: 8	H: 0 LOB: 0 BB: 0 P: 11	R: 1 E: 0 K: 0 S: 11	H: 1 LOB: 0 BB: 0 P: 16	R: 0 E: 0 K: 0 S: 8	H: 0 LOB: 0 BB: 0 P: 12	R: 0 E: 0 K: 1 S: 12	H: 0 LOB: 2 BB: 2 P: 22	R: 2 E: 2 K: 0 S: 8	H: 1 LOB: 1 BB: 0 P: 16	1B: 5 2B: 1 3B: 0 HR: 1	SF: 0 SAC: 1 DP: 0 HBP: 0	WP: 1 PB: 0 SB: 0 CS: 0	PA: 37			
<b>PITCHER</b>	IP	WLS	BF	H	R	ER	SO	BB	IBB	HBP	BLK	WP	HR	S	P	ERA	WHIP								
37 Jake Westbrook, R ERA: 4.97	6.0		24	6	3	3	4	1	0	0	0	0	0	59	88	4.50	1.167								
63 Rafael Betancourt, R ERA: 3.86	1.0		3	0	0	0	0	0	0	0	0	0	0	8	12	0.00	0.000								
55 Roberto Hernandez, R ERA: 4.72	1.0	H	5	0	0	0	1	2	0	0	0	0	0	12	22	0.00	2.000								
Bob Wickman, R ERA: 3.09	0.2	L	5	1	2	0	0	0	0	0	0	0	0	8	16	0.00	1.500								

AB 33  
R 5  
H 7  
RBI 4  
BB 3  
SO 5  
LOB 10





Batter	1	2	3	4	5	6	7	8	9	AB	R	H	RBI	BB	SO	LOB	TOP					
24 Grady Sizemore, L OBP: 0.381, SLG: 0.556	G4-3			2-1 2H 2B		1-3 K			0-2 1B 2B	5	1	2	1	0	2	3						
Ronnie Belliard, R OBP: 0.339, SLG: 0.410	0-0 HR	1-1 F9		2-1 F7		0-0 P6			0-0 2 G6-4-3 1B	5	1	2	2	0	0	1						
2 Johnny Perella, R OBP: 0.325, SLG: 0.378	3-2 41 1B 1B	1-2 G4-3		2-3 K		0-1 G6-3			0-0 G6-4-3 1-2	5	1	1	0	0	1	2						
41 Victor Martinez, S OBP: 0.357, SLG: 0.458	1-2 1B 2B 1B	0-1 G4-3			1-3 K					4	1	1	0	0	1	0						
Ben Broussard, L OBP: 0.367, SLG: 0.507	2-2 2B 1-2 2H 1B 1B		1-1 G4-3		0-2 L6				1-0 G5-3	4	1	1	1	0	0	0						
Todd Hollandsworth, L OBP: 0.229, SLG: 0.440	0-0 1B 1-3 2H 2B		0-0 F8		0-1 L7				1-2 HR	4	2	2	2	0	0	0						
Aaron Boone, R OBP: 0.306, SLG: 0.352	1-1 38 1B		0-1 G6-3			2-3 K			1-2 F7	4	0	1	2	0	1	0						
38 Franklin Gutierrez, R OBP: 0.214, SLG: 0.220	1-2 E5 1-3			1-0 SH3 24 2B 1B		4-1 SH1-4 BB			0-1 P6	3	1	1	0	1	0	1						
Paul Byrd, R ERA: 4.1 53 Rafael Perez, L ERA: 2.7 63 Rafael Betancourt, R ERA: 5.91 55 Roberto Hernandez, R 25 Ryan Garko, R Bob Wickman, R	0-1 G5-3			1-1 SH3		0-1 SH1-4			1-1 L4	1	0	0	0	0	0	2						
<b>Inning Stats</b>	R: 5 E: 1 K: 1 S: 24	H: 6 LOB: 2 BB: 0 P: 34	R: 0 E: 0 K: 0 S: 7	H: 0 LOB: 0 BB: 0 P: 9	R: 0 E: 0 K: 0 S: 5	H: 0 LOB: 0 BB: 0 P: 6	R: 1 E: 0 K: 1 S: 11	H: 2 LOB: 1 BB: 0 P: 19	R: 0 E: 0 K: 1 S: 9	H: 0 LOB: 0 BB: 0 P: 10	R: 0 E: 0 K: 0 S: 5	H: 0 LOB: 1 BB: 0 P: 8	R: 1 E: 0 K: 0 S: 11	H: 1 LOB: 0 BB: 0 P: 14	R: 1 E: 0 K: 0 S: 7	H: 2 LOB: 0 BB: 0 P: 8	1B: 6 2B: 3 3B: 0 HR: 2	SF: 0 SAC: 2 DP: 1 HBP: 0	WP: 0 PB: 0 SB: 0 CS: 0	PA: 39		
<b>PITCHER</b>	IP WLS BF H R ER SO BB IBB HBP BLK WP HR S P ERA WHIP	IP WLS BF H R ER SO BB IBB HBP BLK WP HR S P ERA WHIP	IP WLS BF H R ER SO BB IBB HBP BLK WP HR S P ERA WHIP	IP WLS BF H R ER SO BB IBB HBP BLK WP HR S P ERA WHIP	IP WLS BF H R ER SO BB IBB HBP BLK WP HR S P ERA WHIP	IP WLS BF H R ER SO BB IBB HBP BLK WP HR S P ERA WHIP	IP WLS BF H R ER SO BB IBB HBP BLK WP HR S P ERA WHIP	IP WLS BF H R ER SO BB IBB HBP BLK WP HR S P ERA WHIP	IP WLS BF H R ER SO BB IBB HBP BLK WP HR S P ERA WHIP	IP WLS BF H R ER SO BB IBB HBP BLK WP HR S P ERA WHIP	IP WLS BF H R ER SO BB IBB HBP BLK WP HR S P ERA WHIP	IP WLS BF H R ER SO BB IBB HBP BLK WP HR S P ERA WHIP	IP WLS BF H R ER SO BB IBB HBP BLK WP HR S P ERA WHIP	IP WLS BF H R ER SO BB IBB HBP BLK WP HR S P ERA WHIP	IP WLS BF H R ER SO BB IBB HBP BLK WP HR S P ERA WHIP	IP WLS BF H R ER SO BB IBB HBP BLK WP HR S P ERA WHIP	IP WLS BF H R ER SO BB IBB HBP BLK WP HR S P ERA WHIP	IP WLS BF H R ER SO BB IBB HBP BLK WP HR S P ERA WHIP	IP WLS BF H R ER SO BB IBB HBP BLK WP HR S P ERA WHIP	IP WLS BF H R ER SO BB IBB HBP BLK WP HR S P ERA WHIP	IP WLS BF H R ER SO BB IBB HBP BLK WP HR S P ERA WHIP	IP WLS BF H R ER SO BB IBB HBP BLK WP HR S P ERA WHIP

Cleveland Indians @ Cincinnati Reds  
Great American Ball Park, Cincinnati, OH  
Fri Jun 30 2006, 7:10 PM EDT  
Att: 34,930 - Partly Cloudy - 81 F

AB	36
R	8
H	11
RBI	8
BB	1
SO	5
LOB	9



Batter	1	2	3	4	5	6	7	8	9	AB	R	H	RBI	BB	SO	LOB	BOTTOM					
Felipe Lopez, S OBP: 0.359, SLG: 0.409	1-0 F7		2-2 G3-1 1B		4-2 1-2 BB		1-1 F8 1B	2-1 G4-3	4-0 1-2 HR BB	4	1	2	0	2	0	0						
Adam Dunn, L OBP: 0.375, SLG: 0.560	4-2 FC5-4 BB		0-1 G3-1		1-3 K		2-1 1B	0-3 K	1-0 1-1 2-1 3H HR	5	1	2	4	1	2	4						
Ken Griffey Jr., L OBP: 0.313, SLG: 0.533	0-0 L9		3-3 K		1-0 F8		2-1 F8	1-1 2B		5	0	1	0	0	1	7						
Rich Aurilia, R OBP: 0.314, SLG: 0.487	3-1 FC5-4 1-2			0-0 G6-3	0-1 P5		1-3 K	1-1 G4-3		5	0	0	0	0	1	6						
Scott Hatteberg, L OBP: 0.399, SLG: 0.452		3-2 L3		1-1 4 1B 2B		0-2 4 1B	2-0 G1-3		2-2 P6	5	0	2	0	0	0	2						
Austin Kearns, R OBP: 0.350, SLG: 0.486		3-2 F8		2-3 K		1-3 K		1-0 HR	3-1 4 1B G3 1B	5	2	2	1	0	2	2						
4 Brandon Phillips, R OBP: 0.366, SLG: 0.462		0-2 K		0-1 1B		0-0 1B		0-2 1B	3-1 G3 WP 1B	5	2	4	0	0	1	0						
Javier Valentin, S OBP: 0.277, SLG: 0.299			1-1 P4	0-0 F8		0-1 L7		0-2 9 HR 1B	3-2 G3	5	1	1	1	0	0	5						
54 Elizardo Ramirez, S Quinton McCracken, S Jason Standridge, R 26 David Ross, R Esteban Yan, R 9 Juan Castro, R Kent Mercker, L 6 Ryan Freel, R			0-1 G3-1 1B		3-2 BB 1B		2-2 F8		1-1 1-1 3H HR	1	0	1	0	0	0	0						
<b>Inning Stats</b>	R: 0 E: 0 K: 0 S: 9	H: 0 LOB: 1 BB: 1 P: 17	R: 0 E: 0 K: 1 S: 9	H: 0 LOB: 0 BB: 0 P: 15	R: 0 E: 0 K: 1 S: 12	H: 2 LOB: 2 BB: 0 P: 18	R: 0 E: 0 K: 1 S: 10	H: 2 LOB: 2 BB: 0 P: 13	R: 0 E: 0 K: 1 S: 11	H: 1 LOB: 2 BB: 1 P: 20	R: 0 E: 0 K: 1 S: 15	H: 2 LOB: 2 BB: 0 P: 18	R: 0 E: 0 K: 1 S: 10	H: 2 LOB: 0 BB: 0 P: 18	R: 4 E: 0 K: 1 S: 19	H: 5 LOB: 1 BB: 0 P: 25	R: 5 E: 0 K: 0 S: 14	H: 3 LOB: 0 BB: 2 P: 34	1B: 12 2B: 2 3B: 0 HR: 3	SF: 0 SAC: 0 DP: 0 HBP: 0	WP: 1 PB: 0 SB: 1 CS: 0	PA: 47
<b>PITCHER</b>	IP WLS BF H R ER SO BB IBB HBP BLK WP HR S P ERA WHIP	IP WLS BF H R ER SO BB IBB HBP BLK WP HR S P ERA WHIP	IP WLS BF H R ER SO BB IBB HBP BLK WP HR S P ERA WHIP	IP WLS BF H R ER SO BB IBB HBP BLK WP HR S P ERA WHIP	IP WLS BF H R ER SO BB IBB HBP BLK WP HR S P ERA WHIP	IP WLS BF H R ER SO BB IBB HBP BLK WP HR S P ERA WHIP	IP WLS BF H R ER SO BB IBB HBP BLK WP HR S P ERA WHIP	IP WLS BF H R ER SO BB IBB HBP BLK WP HR S P ERA WHIP	IP WLS BF H R ER SO BB IBB HBP BLK WP HR S P ERA WHIP	IP WLS BF H R ER SO BB IBB HBP BLK WP HR S P ERA WHIP	IP WLS BF H R ER SO BB IBB HBP BLK WP HR S P ERA WHIP	IP WLS BF H R ER SO BB IBB HBP BLK WP HR S P ERA WHIP	IP WLS BF H R ER SO BB IBB HBP BLK WP HR S P ERA WHIP	IP WLS BF H R ER SO BB IBB HBP BLK WP HR S P ERA WHIP	IP WLS BF H R ER SO BB IBB HBP BLK WP HR S P ERA WHIP	IP WLS BF H R ER SO BB IBB HBP BLK WP HR S P ERA WHIP	IP WLS BF H R ER SO BB IBB HBP BLK WP HR S P ERA WHIP	IP WLS BF H R ER SO BB IBB HBP BLK WP HR S P ERA WHIP	IP WLS BF H R ER SO BB IBB HBP BLK WP HR S P ERA WHIP	IP WLS BF H R ER SO BB IBB HBP BLK WP HR S P ERA WHIP	IP WLS BF H R ER SO BB IBB HBP BLK WP HR S P ERA WHIP	IP WLS BF H R ER SO BB IBB HBP BLK WP HR S P ERA WHIP

Cleveland Indians @ Cincinnati Reds  
Great American Ball Park, Cincinnati, OH  
Fri Jun 30 2006, 7:10 PM EDT  
Att: 34,930 - Partly Cloudy - 81 F

AB	43
R	9
H	17
RBI	9
BB	4
SO	7
LOB	28





Batter	1	2	3	4	5	6	7	8	9	AB	R	H	RBI	BB	SO	LOB	TOP					
24 Grady Sizemore, L OBP: 0.378, SLG: 0.547										5	0	0	1	1	1	2	<b>Cleveland Indians @ Cincinnati Reds</b> Great American Ball Park, Cincinnati, OH Sat Jul 01 2006, 6:10 PM EDT Att: 40,692 - Clear - 91 F  <b>AB</b> 41 <b>R</b> 12 <b>H</b> 17 <b>RBI</b> 12 <b>BB</b> 6 <b>SO</b> 4 <b>LOB</b> 18  					
Ronnie Belliard, R OBP: 0.339, SLG: 0.415										6	2	2	0	0	0	4						
2 Johnny Peralta, R OBP: 0.326, SLG: 0.378										5	0	2	1	0	1	2						
41 Victor Martinez, S OBP: 0.364, SLG: 0.461										3	2	2	0	2	0	3						
Ben Broussard, L OBP: 0.368, SLG: 0.510										5	1	2	1	0	0	2						
Todd Hollandsworth, L OBP: 0.236, SLG: 0.438										5	1	2	2	0	0	2						
Aaron Boone, R OBP: 0.314, SLG: 0.353										2	3	1	1	3	0	0						
38 Franklin Gutierrez, R OBP: 0.250, SLG: 0.256										1	1	2	0	0	0	0						
48 Travis Hafner, L OBP: 0.454, SLG: 0.633										2	1	1	4	0	0	0						
7 Joe Inglett, L OBP: 0.143, SLG: 0.286										3	0	1	0	0	1	1						
31 Cliff Lee, L OBP: 0.357, SLG: 0.567										1	0	1	2	0	0	0						
25 Ryan Sapiro, R OBP: 0.296, SLG: 1.000										0	0	0	0	0	0	0						
53 Rafael Perez, L ERA: 2.84										0	0	0	0	0	0	0						
Fernando Cabrera, R ERA: 5.98										0	0	0	0	0	0	0						
Ramon Vazquez, L OBP: 0.265, SLG: 0.326										0	0	0	0	0	0	0						
Guillermo Mota, R ERA: 6.75										0	0	0	0	0	0	0						
<b>Inning Stats</b>	R: 1 E: 0 K: 1 S: 14	H: 2 LOB: 2 BB: 1 P: 23	R: 2 E: 0 K: 0 S: 15	H: 3 LOB: 2 BB: 2 P: 26	R: 0 E: 0 K: 0 S: 8	H: 0 LOB: 0 BB: 0 P: 11	R: 0 E: 0 K: 0 S: 9	H: 1 LOB: 1 BB: 0 P: 14	R: 5 E: 0 K: 1 S: 12	H: 5 LOB: 0 BB: 1 P: 23	R: 0 E: 0 K: 0 S: 5	H: 1 LOB: 1 BB: 0 P: 8	R: 2 E: 0 K: 0 S: 13	H: 2 LOB: 1 BB: 1 P: 23	R: 2 E: 1 K: 2 S: 14	H: 3 LOB: 2 BB: 1 P: 20	R: 0 E: 0 K: 0 S: 6	H: 0 LOB: 0 BB: 0 P: 7	1B: 11 2B: 5 3B: 0 HR: 1	SF: 0 SAC: 0 DP: 1 HBP: 0	WP: 0 PB: 0 SB: 0 CS: 0	PA: 47
<b>PITCHER</b>	IP WLS BF H R ER SO BB IBB HBP BLK WP HR S P ERA WHIP																					
Joe Mays, R ERA: 6.21	(1, 1) 5.0 L 28 11 8 8 2 3 1 0 0 0 0 1 58 97 14.40 2.800																					
Jason Standridge, R ERA: 2.08	(6, 1) 1.0 3 1 0 0 0 0 0 0 0 0 0 0 5 8 0.00 1.000																					
37 Brian Shackelford, L ERA: 8.71	(7, 1) 1.0 6 2 2 2 2 0 1 0 0 0 0 0 13 23 18.00 3.000																					
31 Matt Belisle, R ERA: 4.35	(8, 1) 1.0 7 3 2 2 2 1 0 0 0 0 0 0 14 20 18.00 4.000																					
25 David Weathers, R ERA: 5.25	(9, 1) 1.0 3 0 0 0 0 0 0 0 0 0 0 0 6 7 0.00 0.000																					
<b>Batter</b>	<b>1</b>	<b>2</b>	<b>3</b>	<b>4</b>	<b>5</b>	<b>6</b>	<b>7</b>	<b>8</b>	<b>9</b>	<b>AB</b>	<b>R</b>	<b>H</b>	<b>RBI</b>	<b>BB</b>	<b>SO</b>	<b>LOB</b>	<b>BOTTOM</b>					
6 Ryan Freel, R OBP: 0.388, SLG: 0.447										5	1	3	1	0	0	1	<b>Cleveland Indians @ Cincinnati Reds</b> Great American Ball Park, Cincinnati, OH Sat Jul 01 2006, 6:10 PM EDT Att: 40,692 - Clear - 91 F  <b>AB</b> 39 <b>R</b> 7 <b>H</b> 12 <b>RBI</b> 7 <b>BB</b> 2 <b>SO</b> 5 <b>LOB</b> 12  					
Adam Dunn, L OBP: 0.370, SLG: 0.550										5	0	0	0	0	3	3						
Ken Griffey Jr., L OBP: 0.311, SLG: 0.540										5	1	1	1	0	0	1						
Rich Aurilia, R OBP: 0.316, SLG: 0.490										5	2	2	0	0	0	1						
Austin Kearns, R OBP: 0.347, SLG: 0.491										5	1	1	2	0	0	1						
4 Brandon Phillips, R OBP: 0.368, SLG: 0.460										3	1	1	0	1	0	0						
9 Juan Castro, R OBP: 0.260, SLG: 0.322										4	0	1	0	0	1	3						
Jason LaRue, R OBP: 0.277, SLG: 0.317										3	1	1	0	1	1	0						
Joe Mays, S OBP: 0.333, SLG: 0.550	(1, 1) 6.0 W 28 9 4 4 3 3 0 1 0 0 0 0 1 67 101 6.00 1.500																					
Quinton McCracken, S ERA: 4.68	(6, PH) 0.2 5 2 2 2 0 1 0 0 0 0 0 1 9 19 27.00 4.500																					
37 Brian Shackelford, L ERA: 8.71	(7, 1) 1.1 5 1 1 1 2 0 0 0 0 0 0 1 12 20 6.75 0.750																					
31 Matt Belisle, R ERA: 4.35	(8, PH) 1.0 3 0 0 0 0 0 0 0 0 0 0 0 7 10 0.00 0.000																					
Scott Hatteberg, L OBP: 0.265, SLG: 0.326	(9, 1) 1.0 3 0 0 0 0 0 0 0 0 0 0 0 7 10 0.00 0.000																					
25 David Weathers, R ERA: 5.25	(9, 1) 1.0 3 0 0 0 0 0 0 0 0 0 0 0 7 10 0.00 0.000																					
<b>Inning Stats</b>	R: 0 E: 0 K: 1 S: 12	H: 1 LOB: 1 BB: 0 P: 17	R: 0 E: 0 K: 0 S: 14	H: 2 LOB: 2 BB: 0 P: 20	R: 0 E: 0 K: 0 S: 8	H: 0 LOB: 0 BB: 0 P: 12	R: 3 E: 0 K: 2 S: 16	H: 4 LOB: 2 BB: 1 P: 28	R: 1 E: 0 K: 0 S: 9	H: 1 LOB: 0 BB: 0 P: 14	R: 0 E: 0 K: 0 S: 8	H: 1 LOB: 1 BB: 0 P: 10	R: 2 E: 0 K: 0 S: 11	H: 2 LOB: 1 BB: 1 P: 22	R: 1 E: 0 K: 2 S: 10	H: 1 LOB: 0 BB: 0 P: 17	R: 0 E: 0 K: 0 S: 7	H: 0 LOB: 0 BB: 0 P: 10	1B: 7 2B: 2 3B: 0 HR: 3	SF: 0 SAC: 0 DP: 0 HBP: 0	WP: 0 PB: 0 SB: 1 CS: 0	PA: 41
<b>PITCHER</b>	IP WLS BF H R ER SO BB IBB HBP BLK WP HR S P ERA WHIP																					
31 Cliff Lee, L ERA: 4.68	(1, 1) 6.0 W 28 9 4 4 3 3 0 1 0 0 0 0 1 67 101 6.00 1.500																					
53 Rafael Perez, L ERA: 2.84	(7, 1) 0.2 5 2 2 2 0 1 0 0 0 0 0 1 9 19 27.00 4.500																					
Fernando Cabrera, R ERA: 5.98	(7, 1) 1.1 5 1 1 1 2 0 0 0 0 0 0 1 12 20 6.75 0.750																					
Guillermo Mota, R ERA: 6.75	(9, 1) 1.0 3 0 0 0 0 0 0 0 0 0 0 0 7 10 0.00 0.000																					



Batter	1	2	3	4	5	6	7	8	9	AB	R	H	RBI	BB	SO	LOB	TOP				
24 Grady Sizemore, L OBP: 0.373, SLG: 0.539	K		K		P5		FC5-4		F7	5	0	0	0	0	2	2					
38 Franklin Gutierrez, R OBP: 0.245, SLG: 0.271	P3				G5-3		F7		F8	5	1	1	0	0	0	2					
2 Jhonny Perella, R OBP: 0.328, SLG: 0.377	K				F8				K	4	1	1	0	1	2	1					
41 Victor Martinez, S OBP: 0.363, SLG: 0.458 Bob Wickman, R		L8				P4			G3	4	1	1	1	0	0	2					
Ronnie Belliard, R OBP: 0.341, SLG: 0.425					F9				K	3	1	1	1	1	1	2					
Aaron Boone, R OBP: 0.317, SLG: 0.364					G4-3				K	3	1	1	2	1	0	2					
Todd Hollandsworth, L OBP: 0.240, SLG: 0.440									HR	4	0	2	1	0	2	2					
10 Kelly Shoppach, R OBP: 0.323, SLG: 0.296					G6-3				K	3	0	1	0	1	1						
CC Sabathia, L ERA: 3.9 48 Travis Hafner, L OBP: 0.403, SLG: 0.601 Guillermo Mota, R ERA: 6.53 55 Roberto Hernandez, R ERA: 4.46 Ben Broussard, L OBP: 0.371, SLG: 0.527					K				HR	2	0	0	0	0	1	1					
<b>Inning Stats</b>	R: 0 E: 0 K: 2 S: 8	H: 0 LOB: 0 BB: 0 P: 12	R: 1 E: 0 K: 1 S: 11	H: 1 LOB: 0 BB: 0 P: 22	R: 0 E: 0 K: 2 S: 9	H: 0 LOB: 0 BB: 0 P: 11	R: 2 E: 0 K: 0 S: 17	H: 3 LOB: 1 BB: 1 P: 26	R: 0 E: 0 K: 1 S: 14	H: 1 LOB: 2 BB: 1 P: 23	R: 0 E: 0 K: 0 S: 13	H: 0 LOB: 1 BB: 1 P: 20	R: 2 E: 0 K: 2 S: 12	H: 2 LOB: 1 BB: 1 P: 23	R: 1 E: 0 K: 1 S: 9	H: 1 LOB: 0 BB: 0 P: 14	1B: 4 2B: 2 3B: 0 HR: 3	SF: 0 SAC: 0 DP: 0 HBP: 0	WP: 0 PB: 0 SB: 0 CS: 0	PA: 39	
<b>PITCHER</b>	IP	WLS	BF	H	R	ER	SO	BB	IBB	HBP	BLK	WP	HR	S	P	ERA	WHIP				
22 Eric Milton, L ERA: 5.09	6.0		25	6	3	3	6	2	0	0	0	0	1	66	103	4.50	1.333				
Kent Mercker, L ERA: 5.85	1.0		4	0	0	0	0	1	0	0	0	0	0	13	20	0.00	1.000				
25 David Weathers, R ERA: 5.59	1.0	L	6	2	2	2	2	1	0	0	0	0	1	12	23	18.00	3.000				
31 Matt Belisle, R ERA: 4.57	1.0		4	1	1	1	1	0	0	0	0	0	1	9	14	9.00	1.000				

Cleveland Indians @ Cincinnati Reds  
Great American Ball Park, Cincinnati, OH  
Sun Jul 02 2006, 1:15 PM EDT  
Att: 36,849 - Partly Cloudy - 88 F

AB	35
R	6
H	9
RBI	6
BB	4
SO	9
LOB	16



Batter	1	2	3	4	5	6	7	8	9	AB	R	H	RBI	BB	SO	LOB	BOTTOM				
6 Ryan Freel, R OBP: 0.384, SLG: 0.442	K2-3		F9		G4-3		G4-6-3		G5-3	5	0	1	0	0	1	3					
Felipe Lopez, S OBP: 0.580, SLG: 0.407	F9						G4-6-3		E1	4	1	1	0	1	0	2					
4 Brandon Phillips, R OBP: 0.370, SLG: 0.491 Ken Griffey Jr., L OBP: 0.399, SLG: 0.537									K	4	0	2	0	0	0	1					
Adam Dunn, L OBP: 0.368, SLG: 0.545									K	4	0	1	1	0	1	1					
Austin Kearns, R OBP: 0.346, SLG: 0.486									K	3	0	0	0	1	2	2					
Scott Hatteberg, L OBP: 0.399, SLG: 0.448									BB	3	0	1	0	1	0	0					
26 David Ross, R OBP: 0.395, SLG: 0.709									HR	3	2	2	2	1	0	2					
9 Juan Castro, R OBP: 0.265, SLG: 0.331									K	4	0	2	0	0	1	2					
22 Eric Milton, L ERA: 5.09 Quinton McCracken, S ERA: 3.9 Kent Mercker, L ERA: 5.85 25 David Weathers, R ERA: 5.59 31 Matt Belisle, R ERA: 4.57 Javier Valentin, S OBP: 0.270, SLG: 0.296									HR	1	0	0	0	0	1	0					
<b>Inning Stats</b>	R: 0 E: 0 K: 2 S: 14	H: 1 LOB: 1 BB: 0 P: 20	R: 1 E: 0 K: 0 S: 6	H: 1 LOB: 0 BB: 0 P: 8	R: 1 E: 0 K: 2 S: 11	H: 2 LOB: 2 BB: 1 P: 20	R: 0 E: 0 K: 1 S: 10	H: 0 LOB: 0 BB: 2 P: 20	R: 0 E: 0 K: 0 S: 13	H: 1 LOB: 0 BB: 0 P: 15	R: 1 E: 0 K: 1 S: 11	H: 2 LOB: 1 BB: 0 P: 17	R: 0 E: 0 K: 0 S: 6	H: 1 LOB: 1 BB: 1 P: 16	R: 0 E: 1 K: 1 S: 18	H: 1 LOB: 2 BB: 0 P: 25	1B: 7 2B: 1 3B: 0 HR: 2	SF: 0 SAC: 1 DP: 3 HBP: 0	WP: 0 PB: 0 SB: 0 CS: 0	PA: 39	
<b>PITCHER</b>	IP	WLS	BF	H	R	ER	SO	BB	IBB	HBP	BLK	WP	HR	S	P	ERA	WHIP				
CC Sabathia, L ERA: 3.9	6.0		27	7	3	3	6	3	0	0	0	0	2	65	100	4.50	1.667				
Guillermo Mota, R ERA: 6.53	1.0	W	3	1	0	0	0	0	0	0	0	0	0	6	6	0.00	1.000				
55 Roberto Hernandez, R ERA: 4.46	1.0	H	4	1	0	0	0	1	0	0	0	0	0	7	16	0.00	2.000				
Bob Wickman, R ERA: 4.68	1.0	S	5	1	0	0	1	0	0	0	0	0	0	18	25	0.00	1.000				

Cleveland Indians @ Cincinnati Reds  
Great American Ball Park, Cincinnati, OH  
Sun Jul 02 2006, 1:15 PM EDT  
Att: 36,849 - Partly Cloudy - 88 F

AB	34
R	3
H	10
RBI	3
BB	4
SO	7
LOB	17





Batter	1	2	3	4	5	6	7	8	9	AB	R	H	RBI	BB	SO	LOB	TOP				
18 Johnny Damon, L (1, 8) OBP: 0.371, SLG: 0.472	2-1 25 HR 1B		1-1 2 1B 2B		3-2 F7		0-0 F8			4	1	2	0	0	0	1					
2 Derek Jeter, R (1, 6) OBP: 0.426, SLG: 0.464	1-1 G6-3		0-0 25 S 1B		0-0 G6-3			2-1 25 G5-6-3 1B		4	0	2	0	0	0	1					
25 Jason Giambi, L (1, 10) OBP: 0.433, SLG: 0.632	3-2 2-H HR		0-2 K		1-3 K			2-1 G5-6-3 1-2 K		4	1	1	2	0	2	3					
13 Alex Rodriguez, R (1, 5) OBP: 0.394, SLG: 0.522	2-2 G6-3		4-0 IBB		3-2 1B			0-3 K		3	0	1	0	1	1	0					
Bernie Williams, S (1, 9) OBP: 0.313, SLG: 0.406	0-0 G4-3		2-3 K		1-2 F8			2-2 20 G3 28 BB 1B		4	0	1	0	0	1	4					
12 Andy Phillips, R (1, 3) OBP: 0.296, SLG: 0.448		0-0 G4-3		2-1 F8		3-2 L6		0-0 F9		4	0	0	0	0	0	2					
28 Melky Cabrera, S (1, 7) OBP: 0.347, SLG: 0.347		1-0 B2		0-1 G5-3			0-2 G5-3	4-1 20 G3 BB		3	0	0	0	1	0	0					
Kelly Stinnett, R (1, 2) OBP: 0.267, SLG: 0.300		1-1 G1-4-3		1-2 G6-3			0-0 F8	1-0 G3		3	0	0	0	0	0	0					
20 Jorge Posada, S (9, PH) OBP: 0.411, SLG: 0.487								1-2 2-3		1	0	0	0	0	0	2					
Nick Green, R (1, 4) OBP: 0.245, SLG: 0.178			0-3 K		0-0 F7			2-2 G1-3		3	0	1	0	0	1	0					
64 Kevin Reese, L (9, PH) OBP: 0.500, SLG: 0.444								1-0 1B		1	0	0	0	0	0	2					
<b>Inning Stats</b>	R: 2 E: 0 K: 0 S: 14	H: 2 LOB: 0 BB: 0 P: 22	R: 0 E: 0 K: 0 S: 4	H: 0 LOB: 0 BB: 0 P: 6	R: 0 E: 0 K: 3 S: 12	H: 2 LOB: 3 BB: 1 P: 19	R: 0 E: 0 K: 0 S: 8	H: 0 LOB: 0 BB: 0 P: 11	R: 0 E: 0 K: 1 S: 16	H: 1 LOB: 1 BB: 0 P: 24	R: 0 E: 0 K: 0 S: 6	H: 1 LOB: 1 BB: 0 P: 7	R: 0 E: 0 K: 1 S: 7	H: 1 LOB: 0 BB: 0 P: 11	R: 0 E: 0 K: 0 S: 12	H: 1 LOB: 2 BB: 1 P: 21	1B: 6 2B: 1 3B: 0 HR: 1	SF: 0 SAC: 0 DP: 1 HBP: 0	WP: 0 PB: 0 SB: 2 CS: 0	PA: 36	
<b>PITCHER</b>	IP WLS BF H R ER SO BB IBB HBP BLK WP HR S P ERA WHIP	IP WLS BF H R ER SO BB IBB HBP BLK WP HR S P ERA WHIP	IP WLS BF H R ER SO BB IBB HBP BLK WP HR S P ERA WHIP	IP WLS BF H R ER SO BB IBB HBP BLK WP HR S P ERA WHIP	IP WLS BF H R ER SO BB IBB HBP BLK WP HR S P ERA WHIP	IP WLS BF H R ER SO BB IBB HBP BLK WP HR S P ERA WHIP	IP WLS BF H R ER SO BB IBB HBP BLK WP HR S P ERA WHIP	IP WLS BF H R ER SO BB IBB HBP BLK WP HR S P ERA WHIP	IP WLS BF H R ER SO BB IBB HBP BLK WP HR S P ERA WHIP	IP WLS BF H R ER SO BB IBB HBP BLK WP HR S P ERA WHIP	IP WLS BF H R ER SO BB IBB HBP BLK WP HR S P ERA WHIP	IP WLS BF H R ER SO BB IBB HBP BLK WP HR S P ERA WHIP	IP WLS BF H R ER SO BB IBB HBP BLK WP HR S P ERA WHIP	IP WLS BF H R ER SO BB IBB HBP BLK WP HR S P ERA WHIP	IP WLS BF H R ER SO BB IBB HBP BLK WP HR S P ERA WHIP	IP WLS BF H R ER SO BB IBB HBP BLK WP HR S P ERA WHIP	IP WLS BF H R ER SO BB IBB HBP BLK WP HR S P ERA WHIP	IP WLS BF H R ER SO BB IBB HBP BLK WP HR S P ERA WHIP	IP WLS BF H R ER SO BB IBB HBP BLK WP HR S P ERA WHIP	IP WLS BF H R ER SO BB IBB HBP BLK WP HR S P ERA WHIP	IP WLS BF H R ER SO BB IBB HBP BLK WP HR S P ERA WHIP

**New York Yankees @ Cleveland Indians**  
 Jacobs Field, Cleveland, OH  
 Mon Jul 03 2006, 7:05 PM EDT  
 Att: 42,706 - Cloudy - 78 F

**AB** 34  
**R** 2  
**H** 8  
**RBI** 2  
**BB** 2  
**SO** 5  
**LOB** 15



Batter	1	2	3	4	5	6	7	8	9	AB	R	H	RBI	BB	SO	LOB	BOTTOM				
24 Grady Sizemore, L (1, 8) OBP: 0.371, SLG: 0.534	1-1 F8		1-2 1B 2 1B 1B	3-1 G3-1		0-3 K		2-3 K		5	1	1	0	0	2	2					
Ronnie Belliard, R (1, 4) OBP: 0.343, SLG: 0.424	4-1 2 FC5-4 BB		2-1 48 FC6-4 41 2B 1B	2-2 F8		3-1 G3				3	1	1	0	1	0	2					
2 Jhonny Peralla, R (1, 6) OBP: 0.327, SLG: 0.375	1-1 FC5-4 48 1B 1-2		1-2 48 FC6-4 1B		1-2 F9		1-2 F7			4	0	1	1	0	0	1					
48 Travis Hafner, L (1, 10) OBP: 0.456, SLG: 0.630	0-1 1B		0-1 FC6-4 41 2B 1B		4-2 41 G6-3 BB		4-2 41 BB BB			2	1	1	0	2	0	2					
41 Victor Martinez, S (1, 2) OBP: 0.364, SLG: 0.460	0-0 L8		2-2 1B 1B		1-1 G6-3		4-2 BB			3	0	1	2	1	0	3					
Ben Broussard, L (1, 3) OBP: 0.373, SLG: 0.526		2-2 G1-4-3 1B		2-3 1B		1-0 G4-3		2-2 P5		4	0	2	0	0	0	2					
Aaron Boone, R (1, 5) OBP: 0.316, SLG: 0.362		1-2 G1-4-3 1-2		1-1 G6-3		3-2 HR 1B		0-3 K		4	1	1	0	0	1	5					
Todd Hollandsworth, L (1, 7) OBP: 0.254, SLG: 0.469		1-0 G4-3		0-1 24 G3-1 38 WP 1B		1-1 HR		1-2 F7		4	1	2	2	0	0	0					
38 Franklin Gutierrez, R (1, 9) OBP: 0.245, SLG: 0.288			1-3 K		2-3 K		1-2 2B		3-2 F9	4	0	1	0	0	2	1					
<b>Inning Stats</b>	R: 0 E: 0 K: 0 S: 8	H: 1 LOB: 2 BB: 1 P: 14	R: 0 E: 0 K: 0 S: 8	H: 1 LOB: 0 BB: 0 P: 12	R: 3 E: 0 K: 1 S: 20	H: 5 LOB: 0 BB: 0 P: 31	R: 0 E: 0 K: 1 S: 11	H: 1 LOB: 1 BB: 0 P: 18	R: 0 E: 0 K: 1 S: 9	H: 0 LOB: 0 BB: 1 P: 15	R: 2 E: 0 K: 1 S: 15	H: 3 LOB: 1 BB: 0 P: 24	R: 0 E: 0 K: 1 S: 16	H: 0 LOB: 2 BB: 2 P: 27	R: 0 E: 0 K: 1 S: 11	H: 0 LOB: 0 BB: 0 P: 17	1B: 8 2B: 2 3B: 0 HR: 1	SF: 0 SAC: 0 DP: 2 HBP: 0	WP: 1 PB: 0 SB: 0 CS: 0	PA: 37	
<b>PITCHER</b>	IP WLS BF H R ER SO BB IBB HBP BLK WP HR S P ERA WHIP	IP WLS BF H R ER SO BB IBB HBP BLK WP HR S P ERA WHIP	IP WLS BF H R ER SO BB IBB HBP BLK WP HR S P ERA WHIP	IP WLS BF H R ER SO BB IBB HBP BLK WP HR S P ERA WHIP	IP WLS BF H R ER SO BB IBB HBP BLK WP HR S P ERA WHIP	IP WLS BF H R ER SO BB IBB HBP BLK WP HR S P ERA WHIP	IP WLS BF H R ER SO BB IBB HBP BLK WP HR S P ERA WHIP	IP WLS BF H R ER SO BB IBB HBP BLK WP HR S P ERA WHIP	IP WLS BF H R ER SO BB IBB HBP BLK WP HR S P ERA WHIP	IP WLS BF H R ER SO BB IBB HBP BLK WP HR S P ERA WHIP	IP WLS BF H R ER SO BB IBB HBP BLK WP HR S P ERA WHIP	IP WLS BF H R ER SO BB IBB HBP BLK WP HR S P ERA WHIP	IP WLS BF H R ER SO BB IBB HBP BLK WP HR S P ERA WHIP	IP WLS BF H R ER SO BB IBB HBP BLK WP HR S P ERA WHIP	IP WLS BF H R ER SO BB IBB HBP BLK WP HR S P ERA WHIP	IP WLS BF H R ER SO BB IBB HBP BLK WP HR S P ERA WHIP	IP WLS BF H R ER SO BB IBB HBP BLK WP HR S P ERA WHIP	IP WLS BF H R ER SO BB IBB HBP BLK WP HR S P ERA WHIP	IP WLS BF H R ER SO BB IBB HBP BLK WP HR S P ERA WHIP	IP WLS BF H R ER SO BB IBB HBP BLK WP HR S P ERA WHIP	IP WLS BF H R ER SO BB IBB HBP BLK WP HR S P ERA WHIP

**New York Yankees @ Cleveland Indians**  
 Jacobs Field, Cleveland, OH  
 Mon Jul 03 2006, 7:05 PM EDT  
 Att: 42,706 - Cloudy - 78 F

**AB** 33  
**R** 5  
**H** 11  
**RBI** 5  
**BB** 4  
**SO** 5  
**LOB** 18



















Batter	1	2	3	4	5	6	7	8	9	AB	R	H	RBI	BB	SO	LOB	TOP										
1 Brian Roberts, S (1,4) OBP: 0.363, SLG: 0.391	1-1 G4-3			0-0 G6-3		0-3 K			0-0 F8	4	0	0	0	0	1	1	<b>Baltimore Orioles @ Cleveland Indians</b> Jacobs Field, Cleveland, OH Fri Jul 07 2006, 7:05 PM EDT Att: 27,110 - Clear - 74 F  livebaseballscores.com  <b>AB 29</b> <b>R 0</b> <b>H 3</b> <b>RBI 0</b> <b>BB 0</b> <b>SO 7</b> <b>LOB 7</b> 										
6 Melvin Mora, R (1,5) OBP: 0.348, SLG: 0.414	1-2 F9			1-2 F9		2-2 L8			1-2 G3	4	0	0	0	0	0	1											
10 Miguel Tejada, R (1,6) OBP: 0.362, SLG: 0.511	0-0 F7			1-1 1B		0-1 L6			3-2 F8	4	0	1	0	0	0	1											
Jeff Conine, R (1,7) OBP: 0.327, SLG: 0.421		2-2 1B		1-1 G4-3					2-2 G5-3	3	0	1	0	0	0	1											
55 Ramon Hernandez, R (1,2) OBP: 0.332, SLG: 0.488		3-2 P2			0-2 G6-3				1-0 F8	3	0	0	0	0	0	1											
Kevin Millar, R (1,3) OBP: 0.351, SLG: 0.380		3-3 K			0-3 K				0-2 F8	3	0	0	0	0	2	1											
Javy Lopez, R (1,10) OBP: 0.316, SLG: 0.416				0-3 K		0-2 1B			2-3 K	3	0	1	0	0	2	0											
17 Corey Patterson, L (1,8) Ed Rogers, R (8,PH) OBP: 0.320, SLG: 0.435 OBP: 0.167, SLG: 0.174				1-3 K		0-3 K			2-2 F7	2	0	0	0	0	2	1											
Luis Terrero, R (1,9) (8,8)				0-1 F8					0-2 F8	2	0	0	0	0	0	0											
<b>Inning Stats</b>	R: 0 E: 0 K: 0 S: 6	H: 0 LOB: 0 BB: 0 P: 8	R: 0 E: 0 K: 1 S: 13	H: 1 LOB: 1 BB: 0 P: 21	R: 0 E: 0 K: 2 S: 12	H: 0 LOB: 0 BB: 0 P: 13	R: 0 E: 0 K: 0 S: 8	H: 1 LOB: 1 BB: 0 P: 11	R: 0 E: 0 K: 2 S: 13	H: 1 LOB: 1 BB: 0 P: 13	R: 0 E: 0 K: 1 S: 10	H: 0 LOB: 1 BB: 0 P: 14	R: 0 E: 0 K: 0 S: 7	H: 0 LOB: 0 BB: 0 P: 10	R: 0 E: 0 K: 1 S: 10	H: 0 LOB: 0 BB: 0 P: 14		R: 0 E: 0 K: 0 S: 10	H: 0 LOB: 0 BB: 0 P: 14	1B: 3 2B: 1 3B: 0 HR: 0	SF: 0 SAC: 0 DP: 1 HBP: 1	WP: 0 PB: 0 SB: 0 CS: 1	PA: 30				
<b>PITCHER</b> CC Sabathia, L (1,1) ERA: 3.51	IP 9.0	WLS W	BF 30	H 3	R 0	ER 0	SO 7	BB 0	IBB 0	HBP 1	BLK 0	WP 0	HR 0	S 89	P 118	ERA 0.00	WHIP 0.333										

Batter	1	2	3	4	5	6	7	8	9	AB	R	H	RBI	BB	SO	LOB	BOTTOM										
24 Grady Sizemore, L (1,8) 7 Joe Inglett, L (7,PH) OBP: 0.373, SLG: 0.531 OBP: 0.111, SLG: 0.222	1-2 1B	2-1 F8	1-3 K		0-1 G6-4-3		2-1 G4-3			4	1	2	1	0	1	3	<b>Baltimore Orioles @ Cleveland Indians</b> Jacobs Field, Cleveland, OH Fri Jul 07 2006, 7:05 PM EDT Att: 27,110 - Clear - 74 F  livebaseballscores.com  <b>AB 37</b> <b>R 9</b> <b>H 17</b> <b>RBI 9</b> <b>BB 4</b> <b>SO 3</b> <b>LOB 22</b> 										
Jason Michaels, R (1,7)	1-0 1B	2-1 FC5-2		3-2 41 1B	2-1 G6-4-3		0-0 F9			5	2	2	0	0	0	4											
Ronnie Belliard, R (1,4)	1-1 SF8	1-0 48 HR		0-1 G5-3	4-1 BB		1-0 F8			3	1	1	1	1	0	1											
48 Travis Hafner, L (1,10)	1-2 F9	0-0 HR		4-0 FC4-6	2-2 G6-3		1-1 F8			4	1	1	4	1	0	3											
41 Victor Martinez, S (1,2)	4-1 1B	2-0 G4-3		0-2 FC4-6		1-1 2B		2-0 G6-4-3		4	0	3	0	1	0	0											
Ben Broussard, L (1,3)	3-2 1B		0-0 E7	2-2 FC4-6		1-1 P5		0-1 G6-4-3		5	1	2	1	0	0	4											
2 Jhonny Peralta, R (1,6)	1-1 PO	2-2 1B	3-2 P4	1-2 FC5-4		0-0 G6-3				4	1	1	0	0	0	4											
Ramón Vázquez, L (1,5)		0-1 FC5-2	2-3 K		0-0 38 1B		4-1 BB			3	1	2	0	1	1	1											
38 Franklin Gutierrez, R (1,9)		1-1 1B	1-1 E8		1-1 G6-4-3		0-3 K			4	1	3	2	0	1	2											
<b>Inning Stats</b>	R: 1 E: 0 K: 0 S: 14	H: 3 LOB: 2 BB: 1 P: 26	R: 5 E: 0 K: 0 S: 14	H: 5 LOB: 0 BB: 0 P: 24	R: 1 E: 2 K: 2 S: 17	H: 2 LOB: 1 BB: 0 P: 24	R: 1 E: 0 K: 0 S: 16	H: 2 LOB: 2 BB: 1 P: 27	R: 1 E: 0 K: 0 S: 13	H: 3 LOB: 2 BB: 1 P: 23	R: 0 E: 0 K: 1 S: 9	H: 1 LOB: 0 BB: 1 P: 15	R: 0 E: 0 K: 0 S: 4	H: 0 LOB: 0 BB: 0 P: 7	R: 0 E: 0 K: 0 S: 5	H: 1 LOB: 0 BB: 0 P: 8		R: 0 E: 0 K: 0 S: 5	H: 1 LOB: 0 BB: 0 P: 8	1B: 12 2B: 4 3B: 0 HR: 1	SF: 1 SAC: 0 DP: 2 HBP: 0	WP: 0 PB: 0 SB: 1 CS: 0	PA: 43				
<b>PITCHER</b> 34 Kris Benson, R (1,1) Bruce Chen, L (4,1) Chris Britton, R (6,1) 43 Sedy Rleal, R (8,1)	IP 3.0	WLS L	BF 19	H 10	R 7	ER 7	SO 2	BB 1	IBB 0	HBP 0	BLK 0	WP 0	HR 1	S 45	P 74	ERA 21.00	WHIP 3.667										



Batter	1	2	3	4	5	6	7	8	9	AB	R	H	RBI	BB	SO	LOB	TOP		
1 Brian Roberts, S (1,4) OBP: 0.397, SLG: 0.390	4-2 S 6 E BB		4-2 6 HR BB	0-1 10 1B		2-3 K		2-2 G4-3		3	2	1	0	2	1	2			
6 Melvin Mora, R (1,5) OBP: 0.350, SLG: 0.423 Ed Rogers, R (5,5) OBP: 0.192, SLG: 0.200	1-1 E6 55 FC6-4		0-0 HR	4-0 10 1B 2B BB		0-0 G4-3		0-2 10 G6-4-3 1B		2	2	1	2	1	0	1			
10 Miguel Tejada, R (1,6) OBP: 0.360, SLG: 0.507	0-0 L4		2-1 F8	2-0 2B 55 1B			3-2 P3		1-2 G6-4-3 1-2 1B	5	1	1	1	0	0	3			
Jeff Conine, R (1,7) OBP: 0.328, SLG: 0.429	2-2 P4		2-2 G6-3	1-0 55 1B 2B			0-0 F9		3-2 2B	5	1	2	1	0	0	2			
55 Ramon Hernandez, R (1,2) OBP: 0.333, SLG: 0.487	1-0 FC6-4		0-0 WP 1B	3-2 2H 3-H 2-H 1B			3-2 F8		0-0 G4-3	5	1	2	2	0	0	3			
Javy Lopez, R (1,10) OBP: 0.319, SLG: 0.417		1-2 G6-3	1-2 1B		0-0 F9			3-1 21 1B 1B		4	0	2	1	0	0	0			
17 Corey Patterson, L (1,8) OBP: 0.316, SLG: 0.429		0-0 G6-3	3-1 P4		2-2 G4-3			0-0 F7		4	0	0	0	0	0	2			
Kevin Millar, R (1,3) OBP: 0.354, SLG: 0.379 Luis Terrero, R (8,FR) (8,7)		3-2 1B		2-2 G6-3	0-0 F9			4-1 21 1B BB		3	0	1	0	1	0	0			
21 Nick Markakis, L (1,9) OBP: 0.339, SLG: 0.353		2-2 G4-3		0-0 G6-3		0-1 F7		0-1 1-2 2-H 1B		4	0	1	0	0	0	1			
<b>Inning Stats</b>	R: 0 E: 1 K: 0 S: 12	H: 0 LOB: 2 BB: 1 P: 20	R: 0 E: 0 K: 0 S: 10	H: 1 LOB: 1 BB: 0 P: 16	R: 3 E: 0 K: 0 S: 16	H: 3 LOB: 1 BB: 1 P: 28	R: 4 E: 0 K: 0 S: 12	H: 4 LOB: 1 BB: 1 P: 21	R: 0 E: 0 K: 1 S: 7	H: 0 LOB: 0 BB: 0 P: 9	R: 0 E: 0 K: 0 S: 11	H: 0 LOB: 0 BB: 0 P: 17	R: 0 E: 0 K: 0 S: 9	H: 2 LOB: 2 BB: 1 P: 18	R: 0 E: 0 K: 0 S: 10	H: 2 LOB: 1 BB: 0 P: 14	1B: 9 2B: 2 3B: 0 HR: 1	SF: 0 SAC: 0 DP: 1 HBP: 0	WP: 1 PA: 41 PB: 0 SB: 2 CS: 0
<b>PITCHER</b>	IP WLS BF H R ER SO BB IBB HBP BLK WP HR S P ERA WHIP	IP WLS BF H R ER SO BB IBB HBP BLK WP HR S P ERA WHIP	IP WLS BF H R ER SO BB IBB HBP BLK WP HR S P ERA WHIP	IP WLS BF H R ER SO BB IBB HBP BLK WP HR S P ERA WHIP	IP WLS BF H R ER SO BB IBB HBP BLK WP HR S P ERA WHIP	IP WLS BF H R ER SO BB IBB HBP BLK WP HR S P ERA WHIP	IP WLS BF H R ER SO BB IBB HBP BLK WP HR S P ERA WHIP	IP WLS BF H R ER SO BB IBB HBP BLK WP HR S P ERA WHIP	IP WLS BF H R ER SO BB IBB HBP BLK WP HR S P ERA WHIP	IP WLS BF H R ER SO BB IBB HBP BLK WP HR S P ERA WHIP	IP WLS BF H R ER SO BB IBB HBP BLK WP HR S P ERA WHIP	IP WLS BF H R ER SO BB IBB HBP BLK WP HR S P ERA WHIP	IP WLS BF H R ER SO BB IBB HBP BLK WP HR S P ERA WHIP	IP WLS BF H R ER SO BB IBB HBP BLK WP HR S P ERA WHIP	IP WLS BF H R ER SO BB IBB HBP BLK WP HR S P ERA WHIP	IP WLS BF H R ER SO BB IBB HBP BLK WP HR S P ERA WHIP	IP WLS BF H R ER SO BB IBB HBP BLK WP HR S P ERA WHIP	IP WLS BF H R ER SO BB IBB HBP BLK WP HR S P ERA WHIP	IP WLS BF H R ER SO BB IBB HBP BLK WP HR S P ERA WHIP

Baltimore Orioles @ Cleveland Indians  
Jacobs Field, Cleveland, OH  
Sat Jul 08 2006, 7:05 PM EDT  
Att: 28,902 - Clear - 75 F

AB 37  
R 7  
H 12  
RBI 7  
BB 4  
SO 1  
LOB 14



Batter	1	2	3	4	5	6	7	8	9	AB	R	H	RBI	BB	SO	LOB	BOTTOM				
24 Grady Sizemore, L (1,8) OBP: 0.368, SLG: 0.524	0-3 K		0-3 K		1-3 K		0-0 F7	1-1 F8		5	0	0	0	0	3	3					
Jason Michaels, R (1,7) OBP: 0.332, SLG: 0.388	1-2 L8		2-2 G1-3		0-1 F9		2-1 E5 G6-4-3		2-2 P4	5	0	0	0	0	0	2					
Ronnie Belliard, R (1,4) OBP: 0.341, SLG: 0.429	1-0 G6-3		2-1 48 1B			1-2 G6-3	2-1 G6-4-3		0-1 B1-3	5	0	1	0	0	0	3					
48 Travis Hafner, L (1,10) OBP: 0.462, SLG: 0.655		3-3 K	1-0 1B		4-2 2 1B BB			0-1 G4-3	3-2 41 1B 1B	4	0	2	0	1	1	0					
41 Victor Martinez, S (1,3) OBP: 0.383, SLG: 0.489		2-1 2 BB 1B	1-3 K		1-2 F7			0-0 G4-3 1B 2B	0-1 1-3 1B	5	1	3	0	0	1	3					
2 Jhonny Peralta, R (1,6) OBP: 0.326, SLG: 0.389 Ben Broussard, L (9,PH) OBP: 0.365, SLG: 0.524		4-0 BB		1-2 G5-3		3-2 1B		2-2 G4-3	1-2 G4-3	3	0	1	0	1	0	1					
Aaron Boone, R (1,5) OBP: 0.315, SLG: 0.358		0-2 F7		1-2 G5-3		0-3 K		0-1 38 2B 1B		4	1	1	1	0	1	4					
38 Franklin Gutierrez, R (1,9) OBP: 0.279, SLG: 0.318		2-2 G1-3		0-1 L7			4-2 E 10 1B BB	3-2 1-1 10 1B 2B		3	1	1	1	1	0	2					
10 Kelly Shoppach, R (1,2) OBP: 0.368, SLG: 0.441			2-2 HR		2-1 F7		0-0 E 1B	1-0 2-H 1B		4	1	3	2	0	0	0					
<b>Inning Stats</b>	R: 0 E: 0 K: 1 S: 7	H: 0 LOB: 0 BB: 0 P: 9	R: 0 E: 0 K: 1 S: 12	H: 1 LOB: 2 BB: 1 P: 23	R: 1 E: 0 K: 2 S: 15	H: 3 LOB: 0 BB: 0 P: 23	R: 0 E: 0 K: 0 S: 8	H: 0 LOB: 0 BB: 0 P: 10	R: 0 E: 0 K: 1 S: 7	H: 0 LOB: 0 BB: 0 P: 10	R: 0 E: 0 K: 1 S: 16	H: 1 LOB: 2 BB: 1 P: 25	R: 0 E: 1 K: 0 S: 9	H: 1 LOB: 2 BB: 1 P: 17	R: 3 E: 0 K: 0 S: 17	H: 4 LOB: 1 BB: 0 P: 24	R: 0 E: 0 K: 0 S: 14	H: 2 LOB: 2 BB: 0 P: 20	1B: 9 2B: 2 3B: 0 HR: 1	SF: 0 SAC: 0 DP: 1 HBP: 0	WP: 0 PA: 42 PB: 0 SB: 0 CS: 0
<b>PITCHER</b>	IP WLS BF H R ER SO BB IBB HBP BLK WP HR S P ERA WHIP	IP WLS BF H R ER SO BB IBB HBP BLK WP HR S P ERA WHIP	IP WLS BF H R ER SO BB IBB HBP BLK WP HR S P ERA WHIP	IP WLS BF H R ER SO BB IBB HBP BLK WP HR S P ERA WHIP	IP WLS BF H R ER SO BB IBB HBP BLK WP HR S P ERA WHIP	IP WLS BF H R ER SO BB IBB HBP BLK WP HR S P ERA WHIP	IP WLS BF H R ER SO BB IBB HBP BLK WP HR S P ERA WHIP	IP WLS BF H R ER SO BB IBB HBP BLK WP HR S P ERA WHIP	IP WLS BF H R ER SO BB IBB HBP BLK WP HR S P ERA WHIP	IP WLS BF H R ER SO BB IBB HBP BLK WP HR S P ERA WHIP	IP WLS BF H R ER SO BB IBB HBP BLK WP HR S P ERA WHIP	IP WLS BF H R ER SO BB IBB HBP BLK WP HR S P ERA WHIP	IP WLS BF H R ER SO BB IBB HBP BLK WP HR S P ERA WHIP	IP WLS BF H R ER SO BB IBB HBP BLK WP HR S P ERA WHIP	IP WLS BF H R ER SO BB IBB HBP BLK WP HR S P ERA WHIP	IP WLS BF H R ER SO BB IBB HBP BLK WP HR S P ERA WHIP	IP WLS BF H R ER SO BB IBB HBP BLK WP HR S P ERA WHIP	IP WLS BF H R ER SO BB IBB HBP BLK WP HR S P ERA WHIP	IP WLS BF H R ER SO BB IBB HBP BLK WP HR S P ERA WHIP		

Baltimore Orioles @ Cleveland Indians  
Jacobs Field, Cleveland, OH  
Sat Jul 08 2006, 7:05 PM EDT  
Att: 28,902 - Clear - 75 F

AB 39  
R 4  
H 12  
RBI 4  
BB 3  
SO 6  
LOB 20









Batter	1	2	3	4	5	6	7	8	9	AB	R	H	RBI	BB	SO	LOB	TOP								
<b>24 Grady Sizemore, L</b> OBP: 0.364, SLG: 0.516 (1, 8)	4-1 S BB	0-1 FC3-2		2-2 G5-3			1-2 PB 2B		1-3 K	4	0	1	0	1	1	3	<b>Cleveland Indians @ Minnesota Twins</b> Hubert H. Humphrey Metrodome, Minneapolis, MN Thu Jul 13 2006, 8:10 PM EDT Att: 21,085 - Dome - 72 F <a href="http://livebaseballscorecards.com">livebaseballscorecards.com</a>								
<b>Jason Michaels, R</b> OBP: 0.326, SLG: 0.381 (1, 7)	3-3 K	3-1 SF8		4-0 G6-4-3 BB			1-0 P6		1-0 G6-3	3	0	0	1	1	1	2									
<b>Ronnie Belliard, R</b> OBP: 0.335, SLG: 0.420 (1, 4)	3-3 K	2-2 K		0-0 G6-4-3			2-0 F7			4	0	0	0	0	2	5									
<b>48 Travis Hafner, L</b> OBP: 0.462, SLG: 0.662 (1, 10)	3-2 G4-3		0-1 G4-3		1-1 HR			1-1 41 G4-3 2B		4	1	2	1	0	0	1									
<b>41 Victor Martinez, S</b> OBP: 0.380, SLG: 0.483 (1, 3)		2-0 HR 1B	1-3 K		1-0 F8			0-0 G4-3		4	1	1	0	0	1	1									
<b>Casey Blake, R</b> OBP: 0.386, SLG: 0.528 (1, 9)		1-1 HR	2-3 K			0-3 K		0-0 L5		4	1	1	2	0	2	1									
<b>2 Johnny Peralta, R</b> OBP: 0.330, SLG: 0.406 (1, 6)		0-2 10 SH 24 FC3-2 1B		3-2 HR		0-0 G5-3		1-1 F9		4	1	2	1	0	0	1									
<b>Aaron Boone, R</b> OBP: 0.313, SLG: 0.357 (1, 5)		4-1 24 FC3-2 10 SH BB		0-2 G5-3		1-2 F8			1-0 F9	3	1	0	0	1	0	0									
<b>10 Kelly Shoppach, R</b> OBP: 0.366, SLG: 0.514 (1, 2)		1-0 SH SF8 24 FC3-2		0-3 K			0-3 K		1-1 HR	3	1	1	1	0	2	0									
<b>Inning Stats</b>	R: 0 E: 0 K: 2 S: 11	H: 0 LOB: 1 BB: 1 P: 24	R: 3 E: 1 K: 1 S: 17	H: 3 LOB: 2 BB: 1 P: 30	R: 0 E: 0 K: 2 S: 10	H: 0 LOB: 0 BB: 0 P: 13	R: 1 E: 0 K: 1 S: 15	H: 1 LOB: 0 BB: 0 P: 20	R: 1 E: 0 K: 0 S: 4	H: 1 LOB: 0 BB: 0 P: 10	R: 0 E: 0 K: 1 S: 8	H: 0 LOB: 1 BB: 0 P: 9	R: 0 E: 0 K: 1 S: 9	H: 1 LOB: 1 BB: 0 P: 13	R: 0 E: 0 K: 0 S: 6	H: 1 LOB: 1 BB: 0 P: 8		R: 1 E: 0 K: 1 S: 7	H: 1 LOB: 0 BB: 0 P: 11	1B: 2 2B: 2 3B: 0 HR: 4	SF: 1 SAC: 1 DP: 1 HBP: 0	WP: 0 PB: 1 SB: 1 CS: 0	PA: 38		
<b>PITCHER</b>	IP	WLS	BF	H	R	ER	SO	BB	IBB	HBP	BLK	WP	HR	S	P	ERA	WHIP								
<b>47 Francisco Liriano, L</b> ERA: 2.12 (6, 1)	5.0	L	23	5	5	4	6	3	0	0	0	0	3	57	97	7.20	1.600								
<b>Kyle Lohse, R</b> ERA: 7.22 (8, 1)	2.0		7	1	0	0	2	0	0	0	0	0	0	17	22	0.00	0.500								
<b>37 Denny Reyes, L</b> ERA: 1.64 (8, 1)	0.1		2	1	0	0	0	0	0	0	0	0	0	3	4	0.00	3.000								
<b>28 Jesse Crain, R</b> ERA: 5.05 (8, 1)	1.2		6	1	1	1	1	0	0	0	0	0	1	10	15	5.40	0.600								

Batter	1	2	3	4	5	6	7	8	9	AB	R	H	RBI	BB	SO	LOB	BOTTOM								
<b>Luis Castillo, S</b> OBP: 0.344, SLG: 0.358 (1, 4)	4-0 7 FC4-6 8 BB BB		3-2 F9			3-2 7 1B 5 2B	3-2 G6-3			3	1	1	0	1	0	1	<b>Cleveland Indians @ Minnesota Twins</b> Hubert H. Humphrey Metrodome, Minneapolis, MN Thu Jul 13 2006, 8:10 PM EDT Att: 21,085 - Dome - 72 F <a href="http://livebaseballscorecards.com">livebaseballscorecards.com</a>								
<b>8 Nick Punto, S</b> OBP: 0.385, SLG: 0.382 (6, 7)	4-1 7 FC4-6 BB		0-2 G4-3			1-0 L8	0-0 2B			3	0	1	1	1	0	1									
<b>7 Joe Mauer, L</b> OBP: 0.447, SLG: 0.533 (1, 2)	1-2 FC4-6			4-0 BB		2-0 5 2B 33 SF7 1B	1-2 G4-3			3	1	1	0	1	0	3									
<b>5 Michael Cuddyer, R</b> OBP: 0.363, SLG: 0.496 (1, 9)	2-3 K			0-3 K		1-2 E 2B		1-2 G6-3		4	1	1	1	0	2	3									
<b>33 Justin Morneau, L</b> OBP: 0.348, SLG: 0.581 (1, 3)	1-3 K			2-0 F7		0-2 SF7		1-1 G4-3		3	0	0	1	0	1	3									
<b>Tori Hunter, R</b> OBP: 0.343, SLG: 0.440 (1, 8)		3-3 K		0-3 K		0-1 E1 1B		2-3 K		4	0	1	0	0	3	1									
<b>Shannon Stewart, R</b> OBP: 0.353, SLG: 0.374 (1, 10)		2-1 F8			0-1 20 G5-4-3 1B	2-1 F9		1-1 F7		4	0	1	0	0	0	1									
<b>20 Lew Ford, R</b> OBP: 0.391, SLG: 0.321 (1, 7)		2-2 G6-3			1-2 G5-4-3		4-2 G6-3 8 2B BB		0-2 G5-3	2	0	0	0	0	0	1									
<b>38 Luis Antonio Rodriguez, S</b> OBP: 0.324, SLG: 0.344 (8, 5)					1-2 G5-4-3					1	1	0	0	1	0	0									
<b>Jason Bartlett, R</b> OBP: 0.398, SLG: 0.375 (1, 6)					0-2 G5-3		3-2 G6-3		1-1 P6	3	0	0	0	0	0	1									
<b>16 Jason Kubel, L</b> OBP: 0.322, SLG: 0.481 (8, PH)							1-2 G6-3			1	0	0	0	0	0	0									
<b>Inning Stats</b>	R: 0 E: 0 K: 2 S: 11	H: 0 LOB: 2 BB: 2 P: 23	R: 0 E: 0 K: 1 S: 9	H: 0 LOB: 0 BB: 0 P: 16	R: 0 E: 0 K: 2 S: 10	H: 0 LOB: 0 BB: 0 P: 14	R: 0 E: 0 K: 2 S: 8	H: 0 LOB: 1 BB: 1 P: 14	R: 0 E: 0 K: 0 S: 8	H: 1 LOB: 0 BB: 0 P: 9	R: 3 E: 1 K: 0 S: 16	H: 4 LOB: 1 BB: 0 P: 25	R: 1 E: 0 K: 0 S: 13	H: 1 LOB: 1 BB: 1 P: 24	R: 0 E: 0 K: 1 S: 8	H: 0 LOB: 0 BB: 0 P: 12	R: 0 E: 0 K: 0 S: 7	H: 0 LOB: 0 BB: 0 P: 9	1B: 3 2B: 3 3B: 0 HR: 0	SF: 1 SAC: 0 DP: 1 HBP: 0	WP: 0 PB: 0 SB: 0 CS: 0	PA: 36			
<b>PITCHER</b>	IP	WLS	BF	H	R	ER	SO	BB	IBB	HBP	BLK	WP	HR	S	P	ERA	WHIP								
<b>31 Cliff Lee, L</b> ERA: 4.68 (6, 1)	1.0	H	5	1	1	1	0	1	0	0	0	0	0	13	25	9.00	2.000								
<b>53 Rafael Perez, L</b> ERA: 2.16 (7, 1)	0.1	H	1	0	0	0	0	0	0	0	0	0	0	2	3	0.00	0.000								
<b>55 Roberto Hernandez, R</b> ERA: 3.98 (8, 1)	1.0	H	3	0	0	0	1	0	0	0	0	0	0	8	12	0.00	0.000								
<b>Bob Wickman, R</b> ERA: 4.33 (9, 1)	1.0	S	3	0	0	0	0	0	0	0	0	0	0	7	9	0.00	0.000								



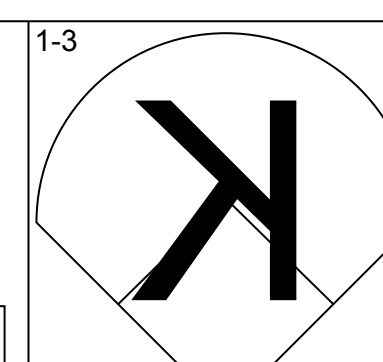
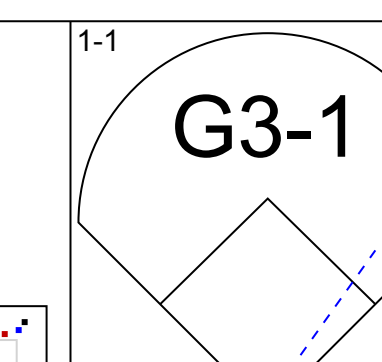
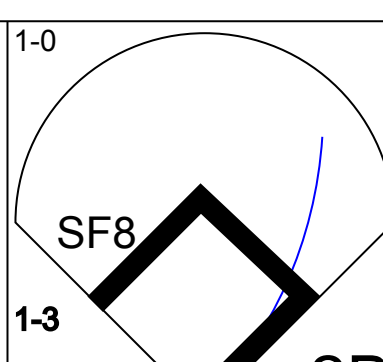
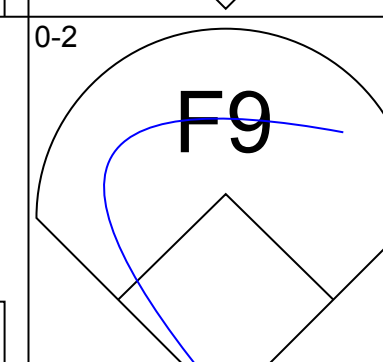
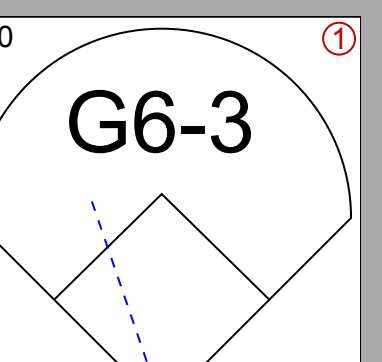
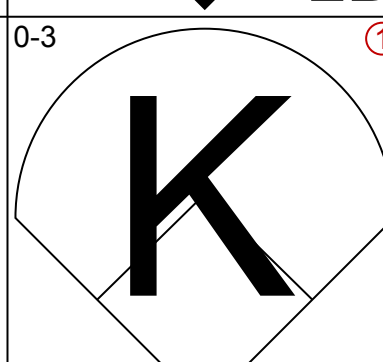
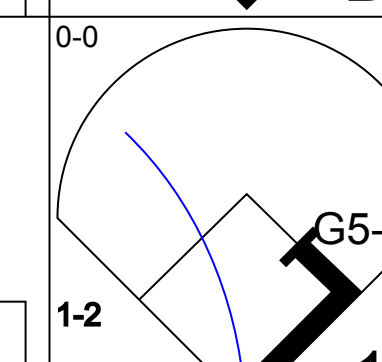
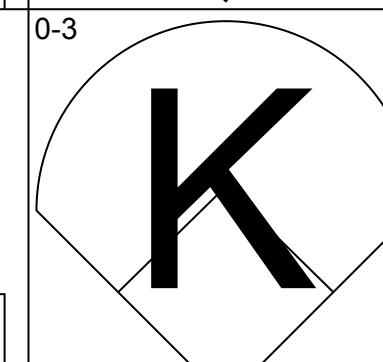
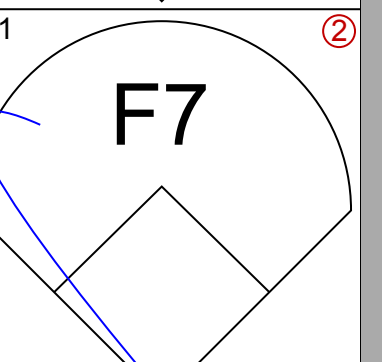
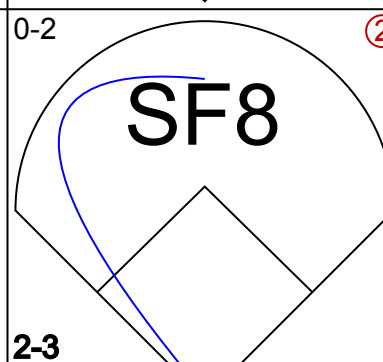
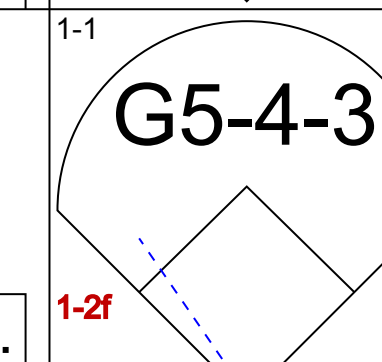
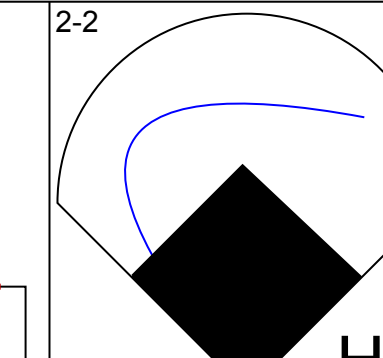
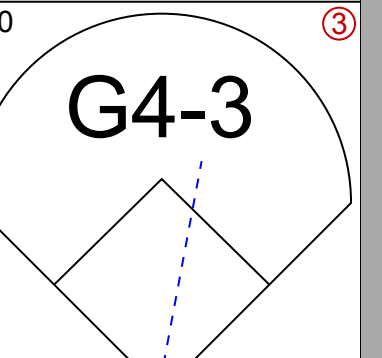
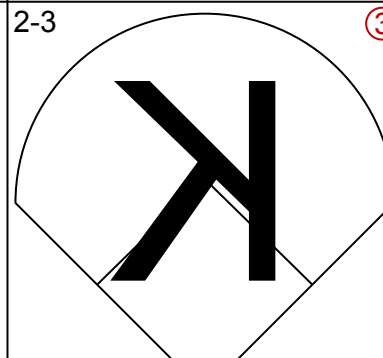
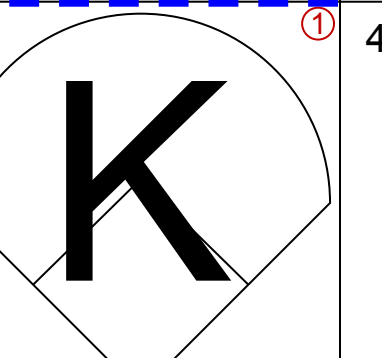
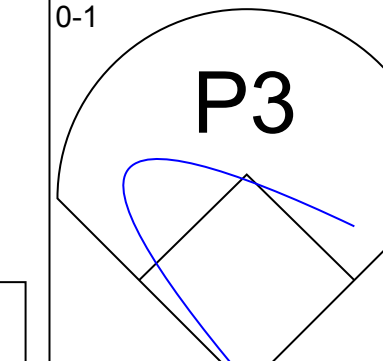
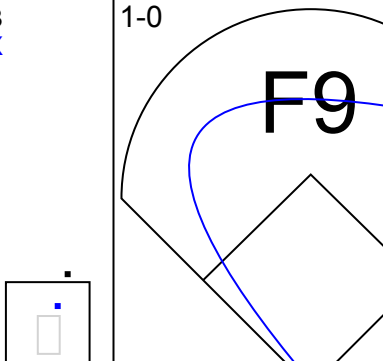
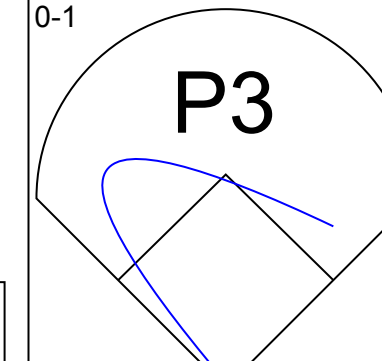
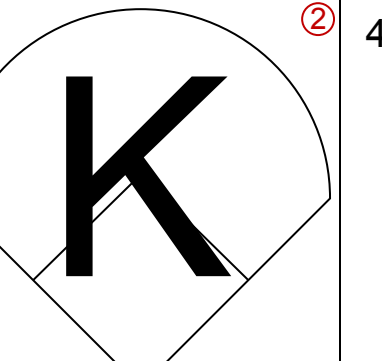
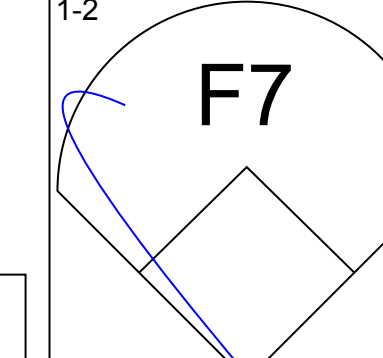
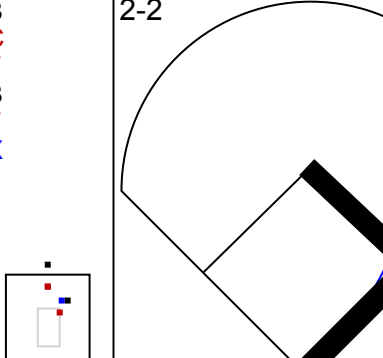
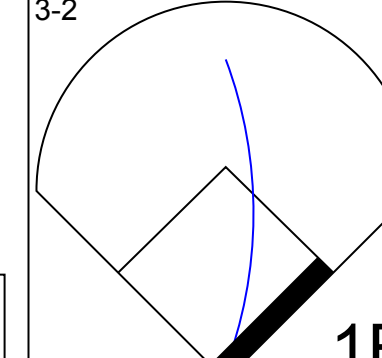
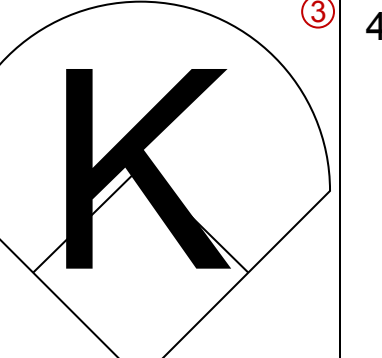
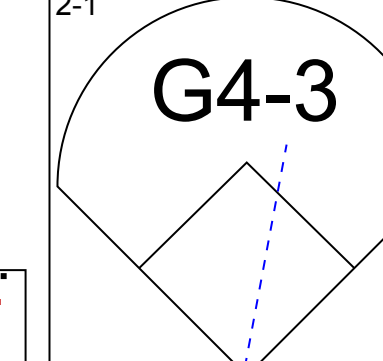
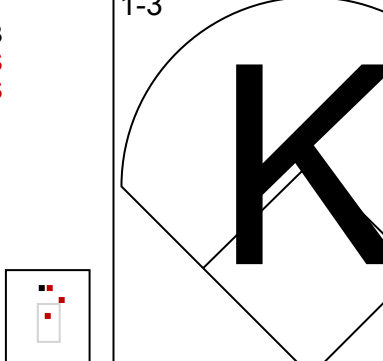
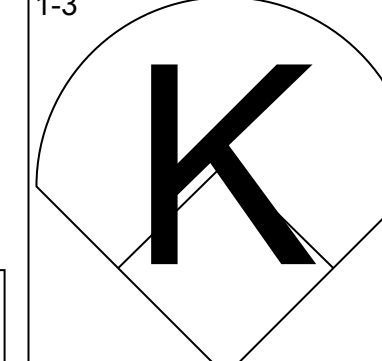
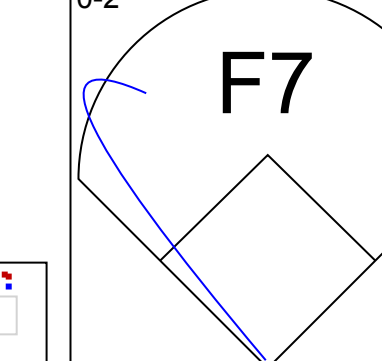
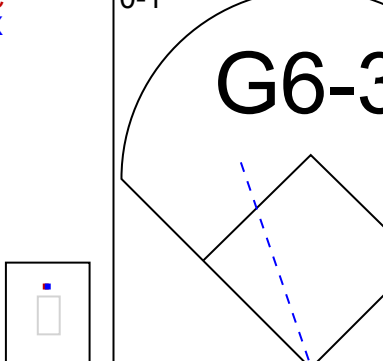
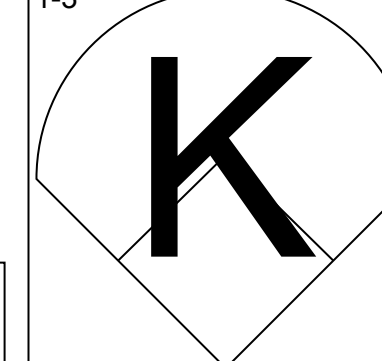
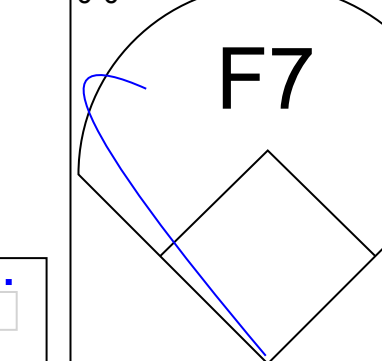
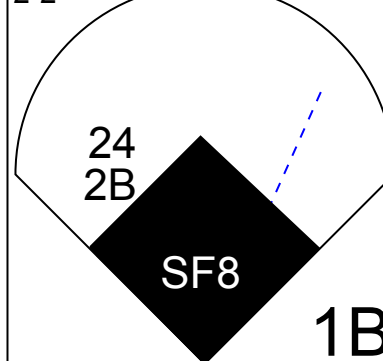
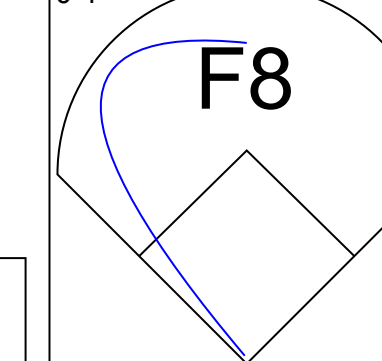


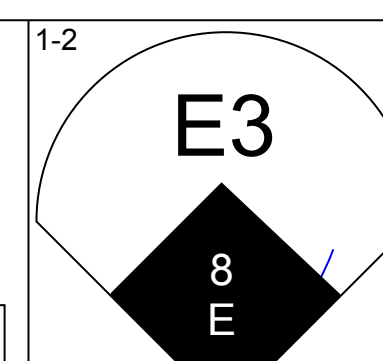
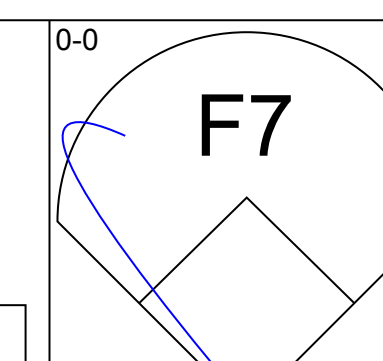
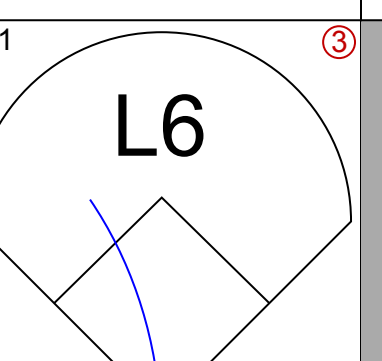
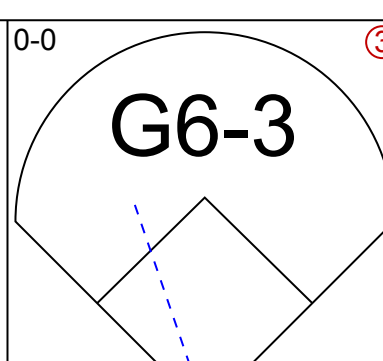
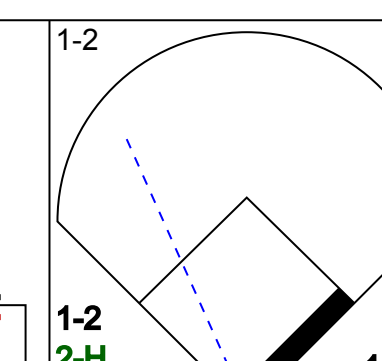
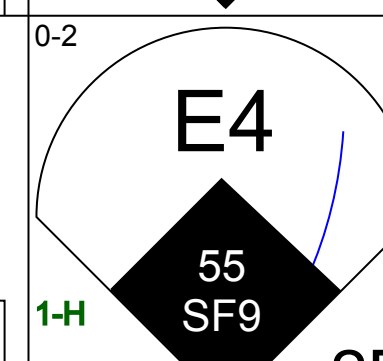
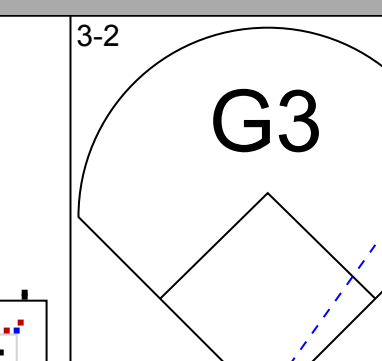
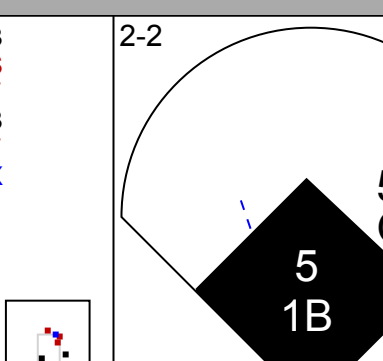
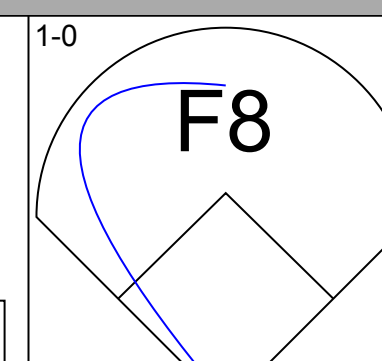
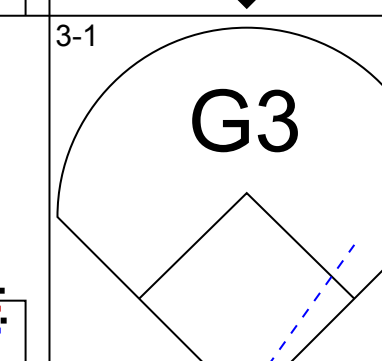
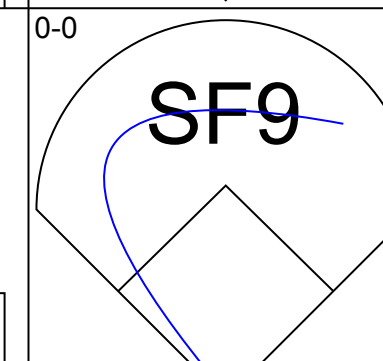
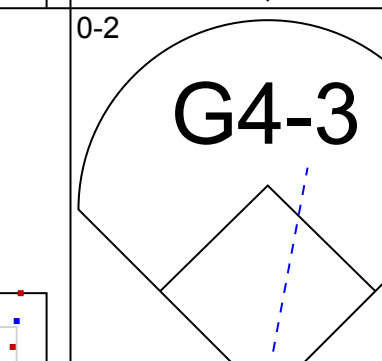
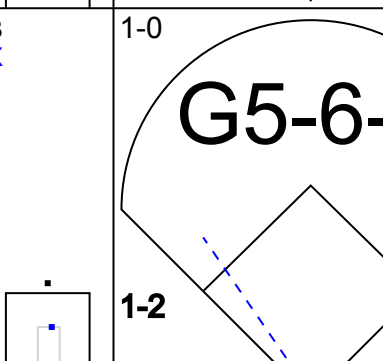
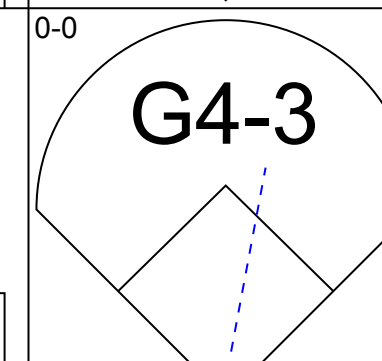

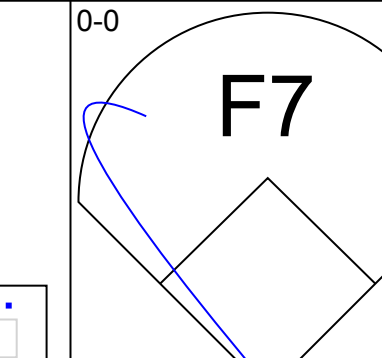
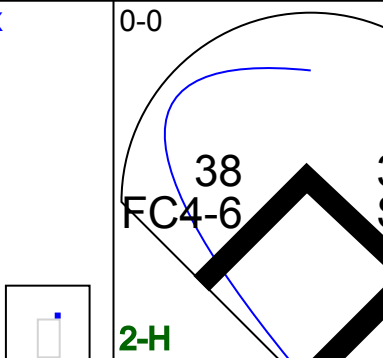
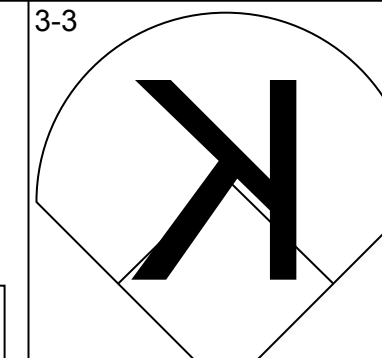
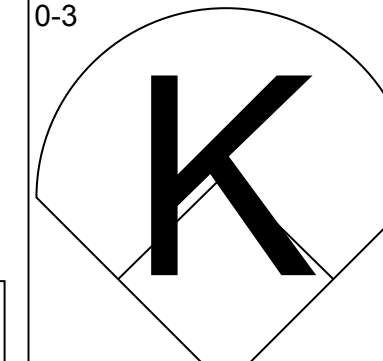
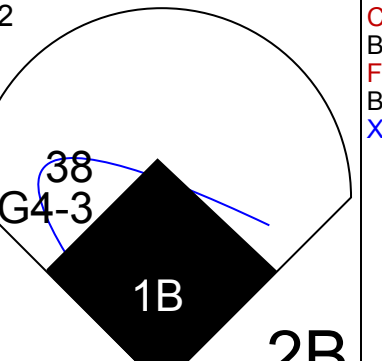
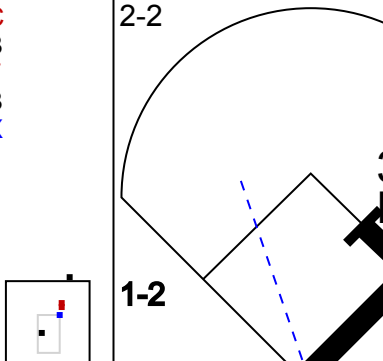
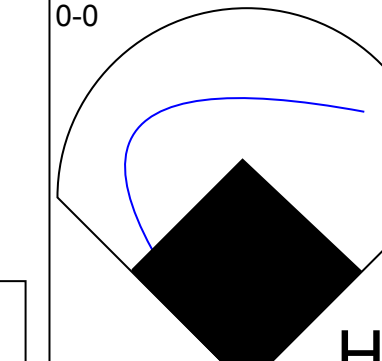
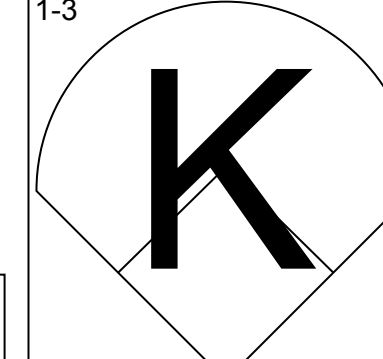
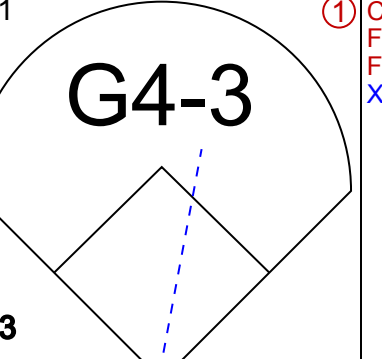
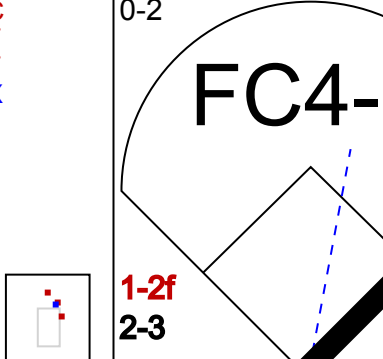
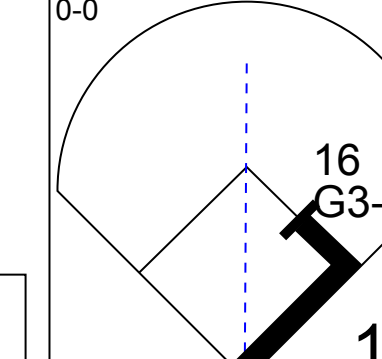
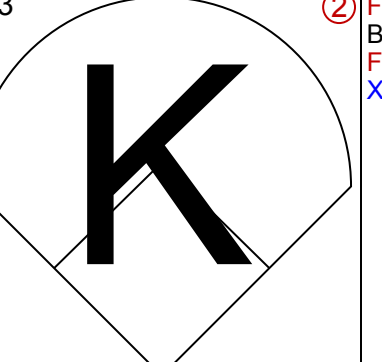
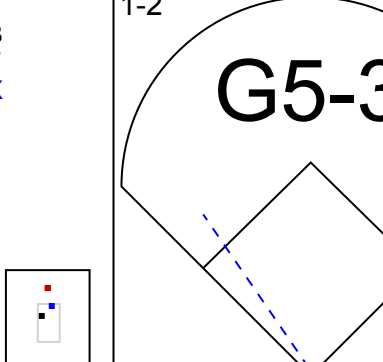
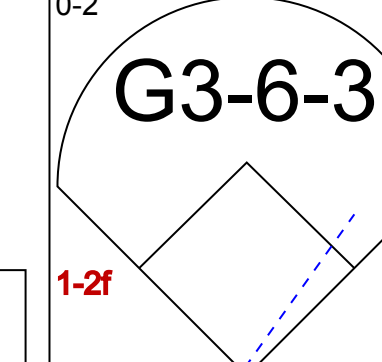
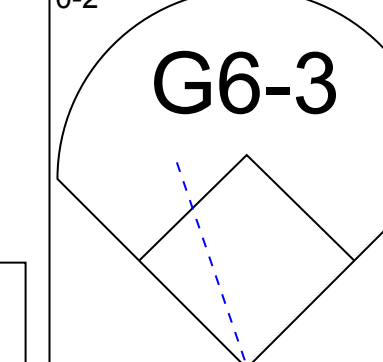
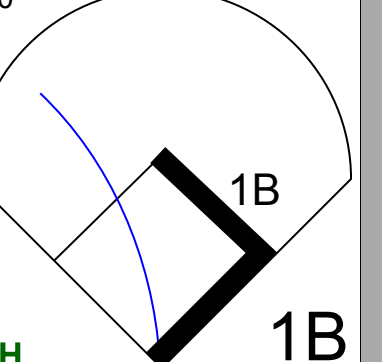

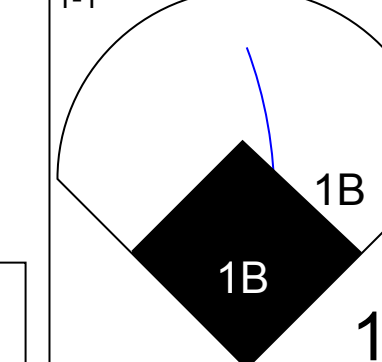
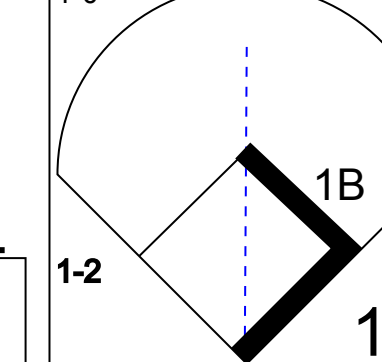
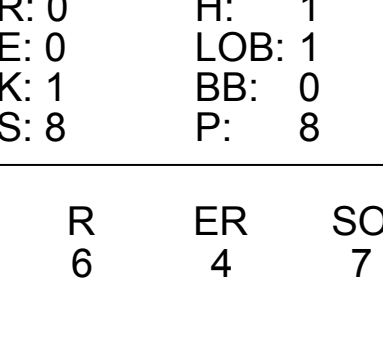
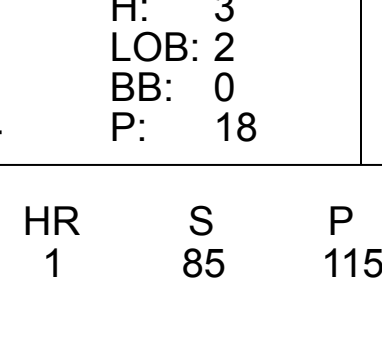
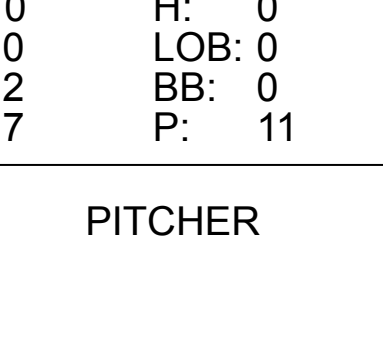
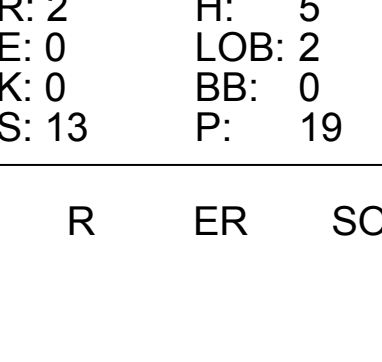




Batter	1	2	3	4	5	6	7	8	9	10	AB	R	H	RBI	BB	SO	LOB	TOP								
24 Grady Sizemore, L OBP: 0.360, SLG: 0.511	L7		K			F7		K			4	0	0	0	0	2	2	<b>Cleveland Indians @ Minnesota Twins</b> Hubert H. Humphrey Metrodome, Minneapolis, MN Fri Jul 14 2006, 8:10 PM EDT Att. 21,279 - Dome - 71 F <a href="http://livebaseballscorecards.com">livebaseballscorecards.com</a>								
Jason Michaels, R OBP: 0.327, SLG: 0.390	G5-3		L3			HR		K			4	1	1	2	0	1	1									
Ronnie Belliard, R OBP: 0.337, SLG: 0.421	1B				F9			G6-3			4	0	2	0	0	0	0									
48 Travis Hafner, L OBP: 0.459, SLG: 0.656	K				K			G4-6-3			4	0	1	0	0	2	2									
41 Victor Martinez, S OBP: 0.375, SLG: 0.477		G6-3			K			G4-3			4	0	0	0	0	1	1									
Ben Broussard, L OBP: 0.365, SLG: 0.521		G5-3				F7		F9			4	0	0	0	0	0	0									
2 Johnny Peralta, R OBP: 0.329, SLG: 0.404						F9		G1-3			4	0	1	0	0	1	0									
Todd Hollandsworth, L OBP: 0.264, SLG: 0.462		1B									4	0	0	0	0	2	1									
7 Joe Inglett, L OBP: 0.250, SLG: 0.214						K					2	1	1	0	1	1	0									
						HR		1B																		
<b>Inning Stats</b>	R: 0 E: 0 K: 1 S: 14	H: 1 LOB: 1 BB: 0 P: 18	R: 0 E: 0 K: 2 S: 11	H: 1 LOB: 1 BB: 0 P: 16	R: 0 E: 0 K: 2 S: 10	H: 0 LOB: 0 BB: 0 P: 12	R: 0 E: 0 K: 2 S: 9	H: 0 LOB: 0 BB: 0 P: 13	R: 0 E: 0 K: 1 S: 5	H: 0 LOB: 0 BB: 0 P: 5	R: 2 E: 0 K: 0 S: 10	H: 2 LOB: 0 BB: 1 P: 16	R: 0 E: 0 K: 0 S: 4	H: 0 LOB: 0 BB: 0 P: 7	R: 0 E: 0 K: 3 S: 15	H: 1 LOB: 1 BB: 0 P: 20	R: 0 E: 0 K: 0 S: 7	H: 1 LOB: 0 BB: 0 P: 11	R: 0 E: 0 K: 1 S: 9	H: 0 LOB: 0 BB: 0 P: 11	1B: 5 2B: 0 3B: 0 HR: 1	SF: 0 SAC: 0 DP: 2 HBP: 0	WP: 0 PB: 0 SB: 0 CS: 0	PA: 35		
<b>PITCHER</b>	IP WLS BF H R ER SO BB IBB HBP BLK WP HR S P ERA WHIP	IP WLS BF H R ER SO BB IBB HBP BLK WP HR S P ERA WHIP	IP WLS BF H R ER SO BB IBB HBP BLK WP HR S P ERA WHIP	IP WLS BF H R ER SO BB IBB HBP BLK WP HR S P ERA WHIP	IP WLS BF H R ER SO BB IBB HBP BLK WP HR S P ERA WHIP	IP WLS BF H R ER SO BB IBB HBP BLK WP HR S P ERA WHIP	IP WLS BF H R ER SO BB IBB HBP BLK WP HR S P ERA WHIP	IP WLS BF H R ER SO BB IBB HBP BLK WP HR S P ERA WHIP	IP WLS BF H R ER SO BB IBB HBP BLK WP HR S P ERA WHIP	IP WLS BF H R ER SO BB IBB HBP BLK WP HR S P ERA WHIP	IP WLS BF H R ER SO BB IBB HBP BLK WP HR S P ERA WHIP	IP WLS BF H R ER SO BB IBB HBP BLK WP HR S P ERA WHIP	IP WLS BF H R ER SO BB IBB HBP BLK WP HR S P ERA WHIP	IP WLS BF H R ER SO BB IBB HBP BLK WP HR S P ERA WHIP	IP WLS BF H R ER SO BB IBB HBP BLK WP HR S P ERA WHIP	IP WLS BF H R ER SO BB IBB HBP BLK WP HR S P ERA WHIP	IP WLS BF H R ER SO BB IBB HBP BLK WP HR S P ERA WHIP	IP WLS BF H R ER SO BB IBB HBP BLK WP HR S P ERA WHIP	IP WLS BF H R ER SO BB IBB HBP BLK WP HR S P ERA WHIP	IP WLS BF H R ER SO BB IBB HBP BLK WP HR S P ERA WHIP	IP WLS BF H R ER SO BB IBB HBP BLK WP HR S P ERA WHIP	IP WLS BF H R ER SO BB IBB HBP BLK WP HR S P ERA WHIP	IP WLS BF H R ER SO BB IBB HBP BLK WP HR S P ERA WHIP	IP WLS BF H R ER SO BB IBB HBP BLK WP HR S P ERA WHIP	IP WLS BF H R ER SO BB IBB HBP BLK WP HR S P ERA WHIP	IP WLS BF H R ER SO BB IBB HBP BLK WP HR S P ERA WHIP
Brad Radke, R ERA: 4.97	(1, 1)	7.0	25	4	2	2	6	BB: 1	IBB: 0	HBP: 0	BLK: 0	WP: 0	HR: 1	S: 63	P: 87	2.57	0.714									
Juan Rincon, R ERA: 2.0	(8, 1)	1.1	5	1	0	0	3	BB: 0	IBB: 0	HBP: 0	BLK: 0	WP: 0	HR: 0	S: 16	P: 22	0.00	0.750									
37 Dennis Reyes, L ERA: 1.59	(9, 1)	0.2	2	1	0	0	0	BB: 0	IBB: 0	HBP: 0	BLK: 0	WP: 0	HR: 0	S: 6	P: 9	0.00	1.500									
36 Joe Nathan, R ERA: 1.7	(10, 1)	1.0	3	0	0	0	1	BB: 0	IBB: 0	HBP: 0	BLK: 0	WP: 0	HR: 0	S: 9	P: 11	0.00	0.000									

Batter	1	2	3	4	5	6	7	8	9	10	AB	R	H	RBI	BB	SO	LOB	BOTTOM								
Luis Castillo, S OBP: 0.342, SLG: 0.362	G5-3	G3									5	1	1	0	0	1	3	<b>Cleveland Indians @ Minnesota Twins</b> Hubert H. Humphrey Metrodome, Minneapolis, MN Fri Jul 14 2006, 8:10 PM EDT Att. 21,279 - Dome - 71 F <a href="http://livebaseballscorecards.com">livebaseballscorecards.com</a>								
8 Nick Punto, S OBP: 0.392, SLG: 0.398											3	0	2	1	1	0	0									
38 Luis Antonio Rodriguez, S OBP: 0.333, SLG: 0.344											0	0	0	0	0	1	0									
7 Joe Mauer, L OBP: 0.446, SLG: 0.527											3	0	0	0	2	0	2									
5 Michael Cuddyer, R OBP: 0.357, SLG: 0.487											5	0	0	0	0	1	2									
33 Justin Morneau, L OBP: 0.349, SLG: 0.576											5	1	2	0	0	0	0									
Torii Hunter, R OBP: 0.347, SLG: 0.443											5	1	3	0	0	1	1									
16 Jason Kubel, L OBP: 0.331, SLG: 0.486											5	0	3	0	0	1	2									
Jason Tyner, L OBP: 0.400, SLG: 0.400											5	0	2	2	0	0	4									
Jason Bartlett, R OBP: 0.392, SLG: 0.361											3	0	0	0	0	0	0									
<b>Inning Stats</b>	R: 0 E: 0 K: 0 S: 9	H: 0 LOB: 0 BB: 1 P: 14	R: 1 E: 1 K: 1 S: 22	H: 3 LOB: 3 BB: 0 P: 30	R: 0 E: 0 K: 0 S: 8	H: 0 LOB: 0 BB: 0 P: 13	R: 0 E: 0 K: 0 S: 11	H: 0 LOB: 0 BB: 0 P: 13	R: 0 E: 0 K: 0 S: 18	H: 1 LOB: 1 BB: 1 P: 15	R: 0 E: 0 K: 1 S: 7	H: 0 LOB: 2 BB: 0 P: 21	R: 0 E: 0 K: 0 S: 10	H: 0 LOB: 2 BB: 0 P: 21	R: 1 E: 0 K: 0 S: 16	H: 3 LOB: 2 BB: 0 P: 21	1B: 10 2B: 2 3B: 1 HR: 0	SF: 0 SAC: 0 DP: 1 HBP: 1	WP: 1 PB: 0 SB: 0 CS: 1	PA: 45						
<b>PITCHER</b>	IP WLS BF H R ER SO BB IBB HBP BLK WP HR S P ERA WHIP	IP WLS BF H R ER SO BB IBB HBP BLK WP HR S P ERA WHIP	IP WLS BF H R ER SO BB IBB HBP BLK WP HR S P ERA WHIP	IP WLS BF H R ER SO BB IBB HBP BLK WP HR S P ERA WHIP	IP WLS BF H R ER SO BB IBB HBP BLK WP HR S P ERA WHIP	IP WLS BF H R ER SO BB IBB HBP BLK WP HR S P ERA WHIP	IP WLS BF H R ER SO BB IBB HBP BLK WP HR S P ERA WHIP	IP WLS BF H R ER SO BB IBB HBP BLK WP HR S P ERA WHIP	IP WLS BF H R ER SO BB IBB HBP BLK WP HR S P ERA WHIP	IP WLS BF H R ER SO BB IBB HBP BLK WP HR S P ERA WHIP	IP WLS BF H R ER SO BB IBB HBP BLK WP HR S P ERA WHIP	IP WLS BF H R ER SO BB IBB HBP BLK WP HR S P ERA WHIP	IP WLS BF H R ER SO BB IBB HBP BLK WP HR S P ERA WHIP	IP WLS BF H R ER SO BB IBB HBP BLK WP HR S P ERA WHIP	IP WLS BF H R ER SO BB IBB HBP BLK WP HR S P ERA WHIP	IP WLS BF H R ER SO BB IBB HBP BLK WP HR S P ERA WHIP	IP WLS BF H R ER SO BB IBB HBP BLK WP HR S P ERA WHIP	IP WLS BF H R ER SO BB IBB HBP BLK WP HR S P ERA WHIP	IP WLS BF H R ER SO BB IBB HBP BLK WP HR S P ERA WHIP	IP WLS BF H R ER SO BB IBB HBP BLK WP HR S P ERA WHIP	IP WLS BF H R ER SO BB IBB HBP BLK WP HR S P ERA WHIP	IP WLS BF H R ER SO BB IBB HBP BLK WP HR S P ERA WHIP	IP WLS BF H R ER SO BB IBB HBP BLK WP HR S P ERA WHIP	IP WLS BF H R ER SO BB IBB HBP BLK WP HR S P ERA WHIP	IP WLS BF H R ER SO BB IBB HBP BLK WP HR S P ERA WHIP	IP WLS BF H R ER SO BB IBB HBP BLK WP HR S P ERA WHIP
Paul Byrd, R ERA: 4.26	(1, 1)	5.1	24	7	2	2	1	BB: 1	IBB: 0	HBP: 1	BLK: 0	WP: 0	HR: 0	S: 75	P: 102	3.38	1.500									
63 Rafael Betancourt, R ERA: 4.45	(8, 1)	1.2	6	1	0	0	2	BB: 0	IBB: 0	HBP: 0	BLK: 0	WP: 0	HR: 0	S: 18	P: 28	0.00	0.600									
55 Roberto Hernandez, R ERA: 3.99	(8, 1)	1.0	5	2	0	0	1	BB: 0	IBB: 0	HBP: 0	BLK: 0	WP: 0	HR: 0	S: 19	P: 25	0.00	2.000									
Guillermo Mota, R ERA: 5.91	(8, 1)	0.2	3	0	0	0	0	BB: 0	IBB: 0	HBP: 0	BLK: 0	WP: 0	HR: 0	S: 9	P: 15	0.00	1.500									
53 Rafael Perez, L ERA: 2.16	(8, 1)	0.0	1	0	0	0	0	BB: 0	IBB: 0	HBP: 0	BLK: 0	WP: 1	HR: 0	S: 0	P: 4	=	=									





Batter	1	2	3	4	5	6	7	8	9	AB	R	H	RBI	BB	SO	LOB	TOP					
<b>24 Grady Sizemore, L</b> OBP: 0.362, SLG: 0.512 (1, 8)										3	0	1	0	1	1	0	<b>Cleveland Indians @ Minnesota Twins</b> Hubert H. Humphrey Metrodome, Minneapolis, MN Sat Jul 15 2006, 7:10 PM EDT Att: 33,904 - Dome - 70 F					
<b>Jason Michaels, R</b> OBP: 0.326, SLG: 0.388 (1, 7)										4	0	1	0	0	1	2						
<b>Ronnie Belliard, R</b> OBP: 0.333, SLG: 0.417 (1, 4)										3	0	0	1	0	1	2						
<b>48 Travis Hafner, L</b> OBP: 0.457, SLG: 0.661 (1, 10)										4	1	1	1	0	2	1						
<b>41 Victor Martinez, S</b> OBP: 0.371, SLG: 0.471 (1, 2)										4	0	0	0	0	1	0						
<b>Casey Blake, R</b> OBP: 0.387, SLG: 0.532 (1, 9)										4	0	2	0	0	1	0						
<b>Ben Broussard, L</b> OBP: 0.361, SLG: 0.515 (1, 3)										3	0	0	0	0	2	2						
<b>Aaron Boone, R</b> OBP: 0.310, SLG: 0.353 (1, 5)										3	0	0	0	0	1	2						
<b>Ramón Vázquez, L</b> OBP: 0.268, SLG: 0.220 (1, 6)										3	1	1	0	0	0	0						
<b>Inning Stats</b>	R: 0 E: 0 K: 2 S: 9	H: 0 LOB: 0 BB: 0 P: 10	R: 1 E: 0 K: 0 S: 12	H: 1 LOB: 0 BB: 0 P: 17	R: 0 E: 0 K: 0 S: 6	H: 0 LOB: 0 BB: 0 P: 7	R: 0 E: 0 K: 0 S: 4	H: 0 LOB: 0 BB: 0 P: 5	R: 0 E: 0 K: 1 S: 10	H: 1 LOB: 1 BB: 0 P: 14	R: 1 E: 0 K: 2 S: 13	H: 2 LOB: 1 BB: 0 P: 18	R: 0 E: 0 K: 2 S: 16	H: 1 LOB: 1 BB: 0 P: 21	R: 0 E: 0 K: 3 S: 7	H: 1 LOB: 0 BB: 0 P: 12	R: 0 E: 0 K: 3 S: 11	H: 0 LOB: 0 BB: 0 P: 17	1B: 3 2B: 2 3B: 0 HR: 1	SF: 1 SAC: 0 DP: 1 HBP: 0	WP: 0 PB: 0 SB: 0 CS: 0	PA: 33
<b>PITCHER</b>	IP	WLS	BF	H	R	ER	SO	BB	IBB	HBP	BLK	WP	HR	S	P	ERA	WHIP					
<b>Johan Santana, L</b> ERA: 2.93 (1, 1)	7.0	W	26	5	2	2	7	0	0	0	0	0	1	70	92	2.57	0.714					
<b>Juan Rincon, R</b> ERA: 1.99 (8, 1)	1.0	H	4	1	0	0	0	1	0	0	0	0	0	7	12	0.00	2.000					
<b>37 Denny Reyes, L</b> ERA: 1.52 (9, 1)	1.0		3	0	0	0	3	0	0	0	0	0	0	11	17	0.00	0.000					


Batter	1	2	3	4	5	6	7	8	9	AB	R	H	RBI	BB	SO	LOB	BOTTOM					
<b>Luis Castillo, S</b> OBP: 0.340, SLG: 0.359 (1, 4)										5	1	1	1	0	0	3	<b>Cleveland Indians @ Minnesota Twins</b> Hubert H. Humphrey Metrodome, Minneapolis, MN Sat Jul 15 2006, 7:10 PM EDT Att: 33,904 - Dome - 70 F					
<b>8 Nick Punto, S</b> OBP: 0.393, SLG: 0.403 (1, 5)										5	2	2	1	0	0	2						
<b>55 Mike Redmond, R</b> OBP: 0.352, SLG: 0.406 (1, 2)										3	0	0	1	0	0	1						
<b>5 Michael Cuddyer, R</b> OBP: 0.359, SLG: 0.485 (1, 9)										3	0	1	1	0	1	0						
<b>33 Justin Morneau, L</b> OBP: 0.353, SLG: 0.593 (1, 3)										4	2	3	1	0	1	1						
<b>Torii Hunter, R</b> OBP: 0.346, SLG: 0.441 (1, 8)										1	0	0	0	0	1	1						
<b>38 Luis Antonio Rodriguez, S</b> OBP: 0.333, SLG: 0.344 (8, 5)										3	0	1	0	0	0	3						
<b>Shannon Stewart, R</b> OBP: 0.347, SLG: 0.368 (1, 10)										3	0	0	0	0	2	3						
<b>16 Jason Kubel, L</b> OBP: 0.329, SLG: 0.482 (8, 10)										1	0	0	0	0	0	1						
<b>Jason Tyner, L</b> OBP: 0.444, SLG: 0.444 (1, 7)										4	1	2	1	0	1	0						
<b>Jason Bartlett, R</b> OBP: 0.406, SLG: 0.379 (1, 6)										4	0	3	0	0	1	0						
<b>Inning Stats</b>	R: 2 E: 2 K: 2 S: 15	H: 1 LOB: 1 BB: 0 P: 18	R: 0 E: 0 K: 1 S: 8	H: 1 LOB: 1 BB: 0 P: 8	R: 0 E: 0 K: 0 S: 7	H: 0 LOB: 0 BB: 0 P: 10	R: 1 E: 0 K: 1 S: 14	H: 3 LOB: 2 BB: 0 P: 18	R: 1 E: 0 K: 0 S: 16	H: 3 LOB: 2 BB: 0 P: 22	R: 0 E: 0 K: 2 S: 7	H: 0 LOB: 0 BB: 0 P: 11	R: 0 E: 0 K: 1 S: 5	H: 0 LOB: 0 BB: 0 P: 9	R: 2 E: 0 K: 0 S: 13	H: 5 LOB: 2 BB: 0 P: 19	R: 0 E: 0 K: 3 S: 11	H: 0 LOB: 0 BB: 0 P: 17	1B: 10 2B: 2 3B: 0 HR: 1	SF: 1 SAC: 0 DP: 1 HBP: 1	WP: 0 PB: 0 SB: 1 CS: 0	PA: 38
<b>PITCHER</b>	IP	WLS	BF	H	R	ER	SO	BB	IBB	HBP	BLK	WP	HR	S	P	ERA	WHIP					
<b>CC Sabathia, L</b> ERA: 3.59 (1, 1)	8.0	L	38	13	6	4	7	0	0	1	0	0	1	85	115	4.50	1.625					


AB	31
R	2
H	6
RBI	2
BB	1
SO	10
LOB	9

AB	36
R	6
H	13
RBI	6
BB	0
SO	7
LOB	15





Batter	1	2	3	4	5	6	7	8	9	AB	R	H	RBI	BB	SO	LOB	TOP					
24 Grady Sizemore, L OBP: 0.361, SLG: 0.517	2-2 HR		1-2 G4-3		0-1 F8			2-1 G4-3		4	1	1	1	0	0	1	<p>Cleveland Indians @ Minnesota Twins Hubert H. Humphrey Metrodome, Minneapolis, MN</p> <p>Sun Jul 16 2006, 2:10 PM EDT Att: 31,838 - Dome - 70 F</p> <p>livebaseballscores.com</p> <p>AB 34 R 2 H 7 RBI 2 BB 1 SO 6 LOB 9</p> 					
Casey Blake, R OBP: 0.385, SLG: 0.529	3-3 K		3-2 1B			1-1 F9		4-2 48 1B BB		3	0	1	1	1	1	0						
48 Travis Hafner, L OBP: 0.455, SLG: 0.656	2-1 G4-3		1-3 K			2-2 G1-3		1-0 1B		4	0	1	0	0	1	1						
41 Victor Martinez, S OBP: 0.370, SLG: 0.471	0-0 F7			2-2 G6-3		0-0 2B		0-0 G4-3		4	0	1	0	0	0	2						
Ben Broussard, L OBP: 0.359, SLG: 0.510		1-1 G4-3		1-2 F8		2-1 F9		0-0 1B		4	0	1	0	0	0	1						
2 Johnny Peralta, R OBP: 0.326, SLG: 0.402		2-2 G6-3		1-2 1B			0-3 K		1-3 K	4	0	1	0	0	2	1						
Todd Hollandsworth, L OBP: 0.259, SLG: 0.477		1-2 K		0-0 G4-3			1-1 L8		1-1 F9	4	0	0	0	0	1	2						
Aaron Boone, R OBP: 0.306, SLG: 0.348			1-2 F7		2-1 G4-3		0-0 G4-3		1-1 L7	4	0	0	0	0	0	1						
7 Joe Inglett, L OBP: 0.263, SLG: 0.235			0-1 24 G4-3 1B			2-3 K		0-0 G1-3		3	1	1	0	0	1	0						
<b>Inning Stats</b>	R: 1 E: 0 K: 1 S: 9	H: 1 LOB: 0 BB: 0 P: 16	R: 0 E: 0 K: 1 S: 9	H: 0 LOB: 0 BB: 0 P: 13	R: 1 E: 0 K: 1 S: 14	H: 2 LOB: 1 BB: 0 P: 20	R: 0 E: 0 K: 0 S: 12	H: 1 LOB: 1 BB: 0 P: 16	R: 0 E: 0 K: 1 S: 7	H: 0 LOB: 0 BB: 0 P: 11	R: 0 E: 0 K: 0 S: 8	H: 1 LOB: 1 BB: 0 P: 13	R: 0 E: 0 K: 1 S: 6	H: 0 LOB: 0 BB: 0 P: 7	R: 0 E: 0 K: 0 S: 7	H: 1 LOB: 2 BB: 1 P: 14	R: 0 E: 0 K: 1 S: 8	H: 1 LOB: 1 BB: 0 P: 11	1B: 5 2B: 1 3B: 0 HR: 1	SF: 0 SAC: 0 DP: 0 HBP: 0	WP: 0 PB: 0 SB: 0 CS: 0	PA: 35
<b>PITCHER</b>	IP WLS BF H R ER SO BB IBB HBP BLK WP HR S P ERA WHIP	6.0 W 23 5 2 2 4 0 0 0 0 0 1 59 89 3.00 0.833	2.0 H 8 1 0 0 1 1 0 0 0 0 0 13 21 0.00 1.000	1.0 S 4 1 0 0 1 0 0 0 0 0 0 8 11 0.00 1.000											IP WLS BF H R ER SO BB IBB HBP BLK WP HR S P ERA WHIP							

Batter	1	2	3	4	5	6	7	8	9	AB	R	H	RBI	BB	SO	LOB	BOTTOM			
Luis Castillo, S OBP: 0.342, SLG: 0.370	1-2 HR		1-1 G6-3		2-1 8 P4-3 1B		2-1 G6-3			4	1	2	1	0	0	1	<p>Cleveland Indians @ Minnesota Twins Hubert H. Humphrey Metrodome, Minneapolis, MN</p> <p>Sun Jul 16 2006, 2:10 PM EDT Att: 31,838 - Dome - 70 F</p> <p>livebaseballscores.com</p> <p>AB 31 R 5 H 11 RBI 5 BB 0 SO 2 LOB 9</p> 			
8 Nick Punto, S OBP: 0.394, SLG: 0.405	3-2 7 G6-4-3 1B			1-1 7 G4-6-3 1B	1-0 P4-3		2-2 G4-3		2-2 G4-3	4	0	2	0	0	0	1				
7 Joe Mauer, L OBP: 0.444, SLG: 0.524	0-1 G6-4-3			1-2 G4-6-3		0-0 33 G4-6-3 1B		2-0 F7		4	0	1	0	0	0	2				
5 Michael Cuddyer, R OBP: 0.357, SLG: 0.493	2-0 F8			0-1 HR		1-2 P2		1-3 K		4	1	1	1	0	1	1				
33 Justin Morneau, L OBP: 0.353, SLG: 0.590		0-1 G4-3		1-0 24 2B 1B		0-0 G4-6-3				3	1	1	0	0	0	1				
24 Rondell White, R OBP: 0.216, SLG: 0.245		0-1 G6-3		2-1 1B			0-1 HR			3	2	2	1	0	0	0				
Jason Tyner, L OBP: 0.500, SLG: 0.500		1-0 G6-3		1-0 2B			0-0 HR			3	0	2	2	0	0	0				
38 Luis Antonio Rodriguez, S OBP: 0.321, SLG: 0.328			1-2 G6-3		0-0 F9			1-1 P4		3	0	0	0	0	0	2				
Jason Bartlett, R OBP: 0.394, SLG: 0.367			2-3 K			0-0 G6-3		0-1 G5-3		3	0	0	0	0	1	1				
<b>Inning Stats</b>	R: 1 E: 0 K: 0 S: 13	H: 2 LOB: 0 BB: 0 P: 19	R: 0 E: 0 K: 0 S: 5	H: 0 LOB: 0 BB: 0 P: 6	R: 0 E: 0 K: 1 S: 8	H: 0 LOB: 0 BB: 0 P: 12	R: 3 E: 0 K: 0 S: 12	H: 5 LOB: 1 BB: 0 P: 18	R: 0 E: 0 K: 0 S: 4	H: 1 LOB: 0 BB: 0 P: 7	R: 0 E: 0 K: 0 S: 6	H: 1 LOB: 0 BB: 0 P: 7	R: 1 E: 0 K: 0 S: 10	H: 2 LOB: 1 BB: 0 P: 12	R: 0 E: 0 K: 1 S: 9	H: 0 LOB: 0 BB: 0 P: 14	1B: 7 2B: 2 3B: 0 HR: 3	SF: 0 SAC: 0 DP: 4 HBP: 0	WP: 0 PB: 0 SB: 0 CS: 0	PA: 31
<b>PITCHER</b>	IP WLS BF H R ER SO BB IBB HBP BLK WP HR S P ERA WHIP	7.0 L 28 11 5 5 1 0 0 0 0 0 0 9 14 0.00 0.000											IP WLS BF H R ER SO BB IBB HBP BLK WP HR S P ERA WHIP							



Batter	1	2	3	4	5	6	7	8	9	AB R H RBI BB SO LOB	TOP									
24 Grady Sizemore, L (1, 8) OBP: 0.361, SLG: 0.516										5 1 2 0 0 1 1	<b>Cleveland Indians @ Los Angeles Angels</b> Angel Stadium of Anaheim, Anaheim, CA Mon Jul 17 2006, 7:05 PM PDT Att: 43,921 - Partly Cloudy - 78 F									
Jason Michaels, R (1, 7) OBP: 0.327, SLG: 0.399										5 1 2 2 0 1 2										
48 Travis Hafner, L (1, 10) OBP: 0.453, SLG: 0.660										4 1 1 1 0 1 2										
41 Victor Martinez, S (1, 2) OBP: 0.371, SLG: 0.471										4 1 2 0 0 0 2										
Ronnie Belliard, R (1, 4) OBP: 0.335, SLG: 0.421										4 0 2 1 0 0 1										
Ben Broussard, L (1, 3) OBP: 0.357, SLG: 0.506										4 0 1 1 0 0 3										
2 Jhonny Perella, R (1, 6) OBP: 0.325, SLG: 0.398										4 0 0 0 0 1 3										
Todd Hollandsworth, L (1, 9) OBP: 0.263, SLG: 0.485										4 1 2 0 0 1 1										
Ramón Vázquez, L (1, 5) OBP: 0.250, SLG: 0.204										4 0 0 0 0 2 2										
<b>Inning Stats</b>	R: 1 E: 0 K: 1 S: 13	H: 3 LOB: 2 BB: 0 P: 22	R: 0 E: 0 K: 1 S: 11	H: 2 LOB: 0 BB: 0 P: 19	R: 1 E: 0 K: 0 S: 12	H: 3 LOB: 1 BB: 0 P: 19	R: 2 E: 0 K: 0 S: 14	H: 2 LOB: 0 BB: 0 P: 20	R: 0 E: 0 K: 1 S: 7	H: 0 LOB: 0 BB: 0 P: 12	R: 0 E: 0 K: 1 S: 7	H: 0 LOB: 0 BB: 0 P: 10	R: 1 E: 0 K: 1 S: 9	H: 2 LOB: 1 BB: 0 P: 12	R: 0 E: 0 K: 2 S: 17	H: 0 LOB: 0 BB: 0 P: 23	1B: 8 2B: 2 3B: 0 HR: 2	SF: 0 SAC: 0 DP: 1 HBP: 0	WP: 0 PB: 0 SB: 0 CS: 0	PA: 38
<b>PITCHER</b>	IP WLS BF H R ER SO BB IBB HBP BLK WP HR S P ERA WHIP											IP WLS BF H R ER SO BB IBB HBP BLK WP HR S P ERA WHIP								
58 Dustin Moseley, R (1, 1) ERA: 7.2	5.0 W 24 10 4 4 2 0 0 0 0 0 2 57 92 7.20 2.000																			
Hector Carrasco, R (6, 1) ERA: 3.75	2.1 9 2 1 1 2 0 0 0 0 0 0 23 31 3.86 0.857																			
62 Scot Shields, R (8, 1) ERA: 2.25	0.2 H 2 0 0 0 1 0 0 0 0 0 0 4 6 0.00 0.000																			
Brendan Donnelly, R (9, 1) ERA: 4.19	1.0 3 0 0 0 2 0 0 0 0 0 0 17 23 0.00 0.000																			

Batter	1	2	3	4	5	6	7	8	9	AB R H RBI BB SO LOB	BOTTOM									
9 Chone Figgins, S (1, 8) OBP: 0.337, SLG: 0.367										4 0 2 0 1 1 0	<b>Cleveland Indians @ Los Angeles Angels</b> Angel Stadium of Anaheim, Anaheim, CA Mon Jul 17 2006, 7:05 PM PDT Att: 43,921 - Partly Cloudy - 78 F									
6 Maicer Izturis, S (1, 5) OBP: 0.367, SLG: 0.352										5 3 4 1 0 0 0										
Orlando Cabrera, R (1, 6) OBP: 0.353, SLG: 0.429										5 1 1 2 0 0 6										
27 Vladimir Guerrero, R (1, 9) OBP: 0.353, SLG: 0.528										5 1 3 2 0 0 0										
16 Garret Anderson, L (1, 10) OBP: 0.317, SLG: 0.418										4 1 2 2 0 0 1										
Mike Napoli, R (1, 2) OBP: 0.412, SLG: 0.584										3 1 0 0 1 0 1										
20 Juan Rivera, R (1, 7) OBP: 0.344, SLG: 0.505										4 2 2 1 0 1 1										
22 Kendrys Morales, S (1, 3) OBP: 0.308, SLG: 0.400										4 0 2 1 0 0 1										
Adam Kennedy, L (1, 4) OBP: 0.316, SLG: 0.362										4 1 1 1 0 1 2										
<b>Inning Stats</b>	R: 3 E: 0 K: 1 S: 20	H: 3 LOB: 1 BB: 1 P: 32	R: 0 E: 0 K: 0 S: 10	H: 3 LOB: 2 BB: 0 P: 12	R: 2 E: 1 K: 0 S: 14	H: 3 LOB: 1 BB: 0 P: 22	R: 2 E: 0 K: 0 S: 16	H: 3 LOB: 1 BB: 0 P: 22	R: 1 E: 0 K: 0 S: 7	H: 3 LOB: 0 BB: 0 P: 8	R: 0 E: 0 K: 0 S: 3	H: 0 LOB: 0 BB: 0 P: 6	R: 0 E: 0 K: 1 S: 9	H: 0 LOB: 0 BB: 0 P: 13	R: 2 E: 0 K: 1 S: 14	H: 2 LOB: 2 BB: 1 P: 26	1B: 12 2B: 3 3B: 0 HR: 2	SF: 0 SAC: 0 DP: 2 HBP: 0	WP: 1 PB: 0 SB: 0 CS: 1	PA: 41
<b>PITCHER</b>	IP WLS BF H R ER SO BB IBB HBP BLK WP HR S P ERA WHIP											IP WLS BF H R ER SO BB IBB HBP BLK WP HR S P ERA WHIP								
37 Jake Westbrook, R (1, 1) ERA: 4.44	3.2 L 23 12 7 1 1 1 0 0 0 0 0 21 29 2.70 0.900																			
49 Edward Mujica, R (4, 1) ERA: 1.5	0.1 4 1 2 2 1 1 0 0 0 0 1 0 9 17 54.00 6.000																			
53 Rafael Perez, L (8, 1) ERA: 4.15	0.2 2 1 0 0 0 0 0 0 0 0 0 5 9 0.00 1.500																			











Batter	1	2	3	4	5	6	7	8	9	AB	R	H	RBI	BB	SO	LOB	TOP							
Luis Castillo, S OBP: 0.342, SLG: 0.378										6	1	1	0	0	1	5	<b>Minnesota Twins @ Cleveland Indians</b> Jacobs Field, Cleveland, OH Fri Jul 21 2006, 7:05 PM EDT Att: 29,695 - Partly Cloudy - 79 F							
8 Nick Punto, S OBP: 0.402, SLG: 0.425										5	1	1	0	1	4	2								
7 Joe Mauer, L OBP: 0.455, SLG: 0.533										5	2	3	2	1	0	1								
5 Michael Cuddyer, R OBP: 0.358, SLG: 0.492										5	3	3	4	0	1	2								
33 Justin Morneau, L OBP: 0.358, SLG: 0.590										4	4	2	0	2	0	1								
24 Rondell White, R OBP: 0.250, SLG: 0.309										5	1	4	4	0	0	0								
Josh Rabe, R OBP: 0.400, SLG: 0.333										5	1	2	1	1	2	4								
Jason Tyner, L OBP: 0.394, SLG: 0.375										5	1	2	1	0	0	4								
Jason Bartlett, R OBP: 0.390, SLG: 0.394										2	0	0	2	1	0	2								
<b>Inning Stats</b>	R: 1 E: 0 K: 2 S: 13	H: 2 LOB: 1 BB: 0 P: 20	R: 0 E: 0 K: 0 S: 7	H: 1 LOB: 1 BB: 1 P: 13	R: 0 E: 0 K: 1 S: 10	H: 1 LOB: 1 BB: 0 P: 15	R: 3 E: 1 K: 1 S: 28	H: 4 LOB: 2 BB: 4 P: 53	R: 0 E: 0 K: 0 S: 6	H: 1 LOB: 1 BB: 0 P: 7	R: 2 E: 0 K: 1 S: 18	H: 4 LOB: 2 BB: 0 P: 25	R: 2 E: 0 K: 2 S: 17	H: 3 LOB: 1 BB: 0 P: 26	R: 0 E: 0 K: 1 S: 10	H: 0 LOB: 1 BB: 1 P: 16	R: 1 E: 0 K: 0 S: 13	H: 2 LOB: 1 BB: 0 P: 18	1B: 12 2B: 5 3B: 1 HR: 0	SF: 3 SAC: 0 DP: 1 HBP: 1	WP: 0 PB: 0 SB: 0 CS: 0	PA: 52		
<b>PITCHER</b>	IP WLS BF H R ER SO BB IBB HBP BLK WP HR S P ERA WHIP	IP WLS BF H R ER SO BB IBB HBP BLK WP HR S P ERA WHIP	IP WLS BF H R ER SO BB IBB HBP BLK WP HR S P ERA WHIP	IP WLS BF H R ER SO BB IBB HBP BLK WP HR S P ERA WHIP	IP WLS BF H R ER SO BB IBB HBP BLK WP HR S P ERA WHIP	IP WLS BF H R ER SO BB IBB HBP BLK WP HR S P ERA WHIP	IP WLS BF H R ER SO BB IBB HBP BLK WP HR S P ERA WHIP	IP WLS BF H R ER SO BB IBB HBP BLK WP HR S P ERA WHIP	IP WLS BF H R ER SO BB IBB HBP BLK WP HR S P ERA WHIP	IP WLS BF H R ER SO BB IBB HBP BLK WP HR S P ERA WHIP	IP WLS BF H R ER SO BB IBB HBP BLK WP HR S P ERA WHIP	IP WLS BF H R ER SO BB IBB HBP BLK WP HR S P ERA WHIP	IP WLS BF H R ER SO BB IBB HBP BLK WP HR S P ERA WHIP	IP WLS BF H R ER SO BB IBB HBP BLK WP HR S P ERA WHIP	IP WLS BF H R ER SO BB IBB HBP BLK WP HR S P ERA WHIP	IP WLS BF H R ER SO BB IBB HBP BLK WP HR S P ERA WHIP	IP WLS BF H R ER SO BB IBB HBP BLK WP HR S P ERA WHIP	IP WLS BF H R ER SO BB IBB HBP BLK WP HR S P ERA WHIP	IP WLS BF H R ER SO BB IBB HBP BLK WP HR S P ERA WHIP	IP WLS BF H R ER SO BB IBB HBP BLK WP HR S P ERA WHIP	IP WLS BF H R ER SO BB IBB HBP BLK WP HR S P ERA WHIP	IP WLS BF H R ER SO BB IBB HBP BLK WP HR S P ERA WHIP	IP WLS BF H R ER SO BB IBB HBP BLK WP HR S P ERA WHIP	IP WLS BF H R ER SO BB IBB HBP BLK WP HR S P ERA WHIP
CC Sabathia, L ERA: 3.73	3.2 L 22 6 8 4 4 4 0 1 0 0 0 0 0 51 90 9.82 2.727	3.2 L 22 6 8 4 4 4 0 1 0 0 0 0 0 51 90 9.82 2.727	3.2 L 22 6 8 4 4 4 0 1 0 0 0 0 0 51 90 9.82 2.727	3.2 L 22 6 8 4 4 4 0 1 0 0 0 0 0 51 90 9.82 2.727	3.2 L 22 6 8 4 4 4 0 1 0 0 0 0 0 51 90 9.82 2.727	3.2 L 22 6 8 4 4 4 0 1 0 0 0 0 0 51 90 9.82 2.727	3.2 L 22 6 8 4 4 4 0 1 0 0 0 0 0 51 90 9.82 2.727	3.2 L 22 6 8 4 4 4 0 1 0 0 0 0 0 51 90 9.82 2.727	3.2 L 22 6 8 4 4 4 0 1 0 0 0 0 0 51 90 9.82 2.727	3.2 L 22 6 8 4 4 4 0 1 0 0 0 0 0 51 90 9.82 2.727	3.2 L 22 6 8 4 4 4 0 1 0 0 0 0 0 51 90 9.82 2.727	3.2 L 22 6 8 4 4 4 0 1 0 0 0 0 0 51 90 9.82 2.727	3.2 L 22 6 8 4 4 4 0 1 0 0 0 0 0 51 90 9.82 2.727	3.2 L 22 6 8 4 4 4 0 1 0 0 0 0 0 51 90 9.82 2.727	3.2 L 22 6 8 4 4 4 0 1 0 0 0 0 0 51 90 9.82 2.727	3.2 L 22 6 8 4 4 4 0 1 0 0 0 0 0 51 90 9.82 2.727	3.2 L 22 6 8 4 4 4 0 1 0 0 0 0 0 51 90 9.82 2.727	3.2 L 22 6 8 4 4 4 0 1 0 0 0 0 0 51 90 9.82 2.727	3.2 L 22 6 8 4 4 4 0 1 0 0 0 0 0 51 90 9.82 2.727	3.2 L 22 6 8 4 4 4 0 1 0 0 0 0 0 51 90 9.82 2.727	3.2 L 22 6 8 4 4 4 0 1 0 0 0 0 0 51 90 9.82 2.727	3.2 L 22 6 8 4 4 4 0 1 0 0 0 0 0 51 90 9.82 2.727	3.2 L 22 6 8 4 4 4 0 1 0 0 0 0 0 51 90 9.82 2.727	
Jason Davis, R ERA: 5.88	4.1 10 5 3 2 0 1 0 0 0 0 0 0 18 26 13.50 4.500	4.1 10 5 3 2 0 1 0 0 0 0 0 0 18 26 13.50 4.500	4.1 10 5 3 2 0 1 0 0 0 0 0 0 18 26 13.50 4.500	4.1 10 5 3 2 0 1 0 0 0 0 0 0 18 26 13.50 4.500	4.1 10 5 3 2 0 1 0 0 0 0 0 0 18 26 13.50 4.500	4.1 10 5 3 2 0 1 0 0 0 0 0 0 18 26 13.50 4.500	4.1 10 5 3 2 0 1 0 0 0 0 0 0 18 26 13.50 4.500	4.1 10 5 3 2 0 1 0 0 0 0 0 0 18 26 13.50 4.500	4.1 10 5 3 2 0 1 0 0 0 0 0 0 18 26 13.50 4.500	4.1 10 5 3 2 0 1 0 0 0 0 0 0 18 26 13.50 4.500	4.1 10 5 3 2 0 1 0 0 0 0 0 0 18 26 13.50 4.500	4.1 10 5 3 2 0 1 0 0 0 0 0 0 18 26 13.50 4.500	4.1 10 5 3 2 0 1 0 0 0 0 0 0 18 26 13.50 4.500	4.1 10 5 3 2 0 1 0 0 0 0 0 0 18 26 13.50 4.500	4.1 10 5 3 2 0 1 0 0 0 0 0 0 18 26 13.50 4.500	4.1 10 5 3 2 0 1 0 0 0 0 0 0 18 26 13.50 4.500	4.1 10 5 3 2 0 1 0 0 0 0 0 0 18 26 13.50 4.500	4.1 10 5 3 2 0 1 0 0 0 0 0 0 18 26 13.50 4.500	4.1 10 5 3 2 0 1 0 0 0 0 0 0 18 26 13.50 4.500	4.1 10 5 3 2 0 1 0 0 0 0 0 0 18 26 13.50 4.500	4.1 10 5 3 2 0 1 0 0 0 0 0 0 18 26 13.50 4.500	4.1 10 5 3 2 0 1 0 0 0 0 0 0 18 26 13.50 4.500	4.1 10 5 3 2 0 1 0 0 0 0 0 0 18 26 13.50 4.500	
49 Edward Mujica, R ERA: 2.63	6.1 10 5 2 2 2 1 0 0 0 0 0 0 13 20 0.00 0.750	6.1 10 5 2 2 2 1 0 0 0 0 0 0 13 20 0.00 0.750	6.1 10 5 2 2 2 1 0 0 0 0 0 0 13 20 0.00 0.750	6.1 10 5 2 2 2 1 0 0 0 0 0 0 13 20 0.00 0.750	6.1 10 5 2 2 2 1 0 0 0 0 0 0 13 20 0.00 0.750	6.1 10 5 2 2 2 1 0 0 0 0 0 0 13 20 0.00 0.750	6.1 10 5 2 2 2 1 0 0 0 0 0 0 13 20 0.00 0.750	6.1 10 5 2 2 2 1 0 0 0 0 0 0 13 20 0.00 0.750	6.1 10 5 2 2 2 1 0 0 0 0 0 0 13 20 0.00 0.750	6.1 10 5 2 2 2 1 0 0 0 0 0 0 13 20 0.00 0.750	6.1 10 5 2 2 2 1 0 0 0 0 0 0 13 20 0.00 0.750	6.1 10 5 2 2 2 1 0 0 0 0 0 0 13 20 0.00 0.750	6.1 10 5 2 2 2 1 0 0 0 0 0 0 13 20 0.00 0.750	6.1 10 5 2 2 2 1 0 0 0 0 0 0 13 20 0.00 0.750	6.1 10 5 2 2 2 1 0 0 0 0 0 0 13 20 0.00 0.750	6.1 10 5 2 2 2 1 0 0 0 0 0 0 13 20 0.00 0.750	6.1 10 5 2 2 2 1 0 0 0 0 0 0 13 20 0.00 0.750	6.1 10 5 2 2 2 1 0 0 0 0 0 0 13 20 0.00 0.750	6.1 10 5 2 2 2 1 0 0 0 0 0 0 13 20 0.00 0.750	6.1 10 5 2 2 2 1 0 0 0 0 0 0 13 20 0.00 0.750	6.1 10 5 2 2 2 1 0 0 0 0 0 0 13 20 0.00 0.750	6.1 10 5 2 2 2 1 0 0 0 0 0 0 13 20 0.00 0.750	6.1 10 5 2 2 2 1 0 0 0 0 0 0 13 20 0.00 0.750	
Brian Sikorski, R ERA: 5.4	7.1 5 2 1 1 0 0 0 0 0 0 0 0 13 18 9.00 2.000	7.1 5 2 1 1 0 0 0 0 0 0 0 0 13 18 9.00 2.000	7.1 5 2 1 1 0 0 0 0 0 0 0 0 13 18 9.00 2.000	7.1 5 2 1 1 0 0 0 0 0 0 0 0 13 18 9.00 2.000	7.1 5 2 1 1 0 0 0 0 0 0 0 0 13 18 9.00 2.000	7.1 5 2 1 1 0 0 0 0 0 0 0 0 13 18 9.00 2.000	7.1 5 2 1 1 0 0 0 0 0 0 0 0 13 18 9.00 2.000	7.1 5 2 1 1 0 0 0 0 0 0 0 0 13 18 9.00 2.000	7.1 5 2 1 1 0 0 0 0 0 0 0 0 13 18 9.00 2.000	7.1 5 2 1 1 0 0 0 0 0 0 0 0 13 18 9.00 2.000	7.1 5 2 1 1 0 0 0 0 0 0 0 0 13 18 9.00 2.000	7.1 5 2 1 1 0 0 0 0 0 0 0 0 13 18 9.00 2.000	7.1 5 2 1 1 0 0 0 0 0 0 0 0 13 18 9.00 2.000	7.1 5 2 1 1 0 0 0 0 0 0 0 0 13 18 9.00 2.000	7.1 5 2 1 1 0 0 0 0 0 0 0 0 13 18 9.00 2.000	7.1 5 2 1 1 0 0 0 0 0 0 0 0 13 18 9.00 2.000	7.1 5 2 1 1 0 0 0 0 0 0 0 0 13 18 9.00 2.000	7.1 5 2 1 1 0 0 0 0 0 0 0 0 13 18 9.00 2.000	7.1 5 2 1 1 0 0 0 0 0 0 0 0 13 18 9.00 2.000	7.1 5 2 1 1 0 0 0 0 0 0 0 0 13 18 9.00 2.000	7.1 5 2 1 1 0 0 0 0 0 0 0 0 13 18 9.00 2.000	7.1 5 2 1 1 0 0 0 0 0 0 0 0 13 18 9.00 2.000	7.1 5 2 1 1 0 0 0 0 0 0 0 0 13 18 9.00 2.000	7.1 5 2 1 1 0 0 0 0 0 0 0 0 13 18 9.00 2.000
Guillermo Mota, R ERA: 5.89	9.1 5 2 1 1 0 0 0 0 0 0 0 0 13 18 9.00 2.000	9.1 5 2 1 1 0 0 0 0 0 0 0 0 13 18 9.00 2.000	9.1 5 2 1 1 0 0 0 0 0 0 0 0 13 18 9.00 2.000	9.1 5 2 1 1 0 0 0 0 0 0 0 0 13 18 9.00 2.000	9.1 5 2 1 1 0 0 0 0 0 0 0 0 13 18 9.00 2.000	9.1 5 2 1 1 0 0 0 0 0 0 0 0 13 18 9.00 2.000	9.1 5 2 1 1 0 0 0 0 0 0 0 0 13 18 9.00 2.000	9.1 5 2 1 1 0 0 0 0 0 0 0 0 13 18 9.00 2.000	9.1 5 2 1 1 0 0 0 0 0 0 0 0 13 18 9.00 2.000	9.1 5 2 1 1 0 0 0 0 0 0 0 0 13 18 9.00 2.000	9.1 5 2 1 1 0 0 0 0 0 0 0 0 13 18 9.00 2.000	9.1 5 2 1 1 0 0 0 0 0 0 0 0 13 18 9.00 2.000	9.1 5 2 1 1 0 0 0 0 0 0 0 0 13 18 9.00 2.000	9.1 5 2 1 1 0 0 0 0 0 0 0 0 13 18 9.00 2.000	9.1 5 2 1 1 0 0 0 0 0 0 0 0 13 18 9.00 2.000	9.1 5 2 1 1 0 0 0 0 0 0 0 0 13 18 9.00 2.000	9.1 5 2 1 1 0 0 0 0 0 0 0 0 13 18 9.00 2.000	9.1 5 2 1 1 0 0 0 0 0 0 0 0 13 18 9.00 2.000	9.1 5 2 1 1 0 0 0 0 0 0 0 0 13 18 9.00 2.000	9.1 5 2 1 1 0 0 0 0 0 0 0 0 13 18 9.00 2.000	9.1 5 2 1 1 0 0 0 0 0 0 0 0 13 18 9.00 2.000	9.1 5 2 1 1 0 0 0 0 0 0 0 0 13 18 9.00 2.000	9.1 5 2 1 1 0 0 0 0 0 0 0 0 13 18 9.00 2.000	
24 Grady Sizemore, L OBP: 0.372, SLG: 0.522										4	2	3	1	2	1	1	<b>Minnesota Twins @ Cleveland Indians</b> Jacobs Field, Cleveland, OH Fri Jul 21 2006, 7:05 PM EDT Att: 29,695 - Partly Cloudy - 79 F							
Jason Michaels, R OBP: 0.326, SLG: 0.398										5	1	1	2	0	1	6								
48 Travis Hafner, L OBP: 0.441, SLG: 0.634										6	0	1	1	0	3	4								
41 Victor Martinez, S OBP: 0.381, SLG: 0.481										5	1	3	1	0	0	0								
Ben Broussard, L OBP: 0.358, SLG: 0.510										4	0	1	0	1	0	3								
Casey Blake, R OBP: 0.386, SLG: 0.513										4	1	3	0	1	0	1								
2 Johnny Peralta, R OBP: 0.331, SLG: 0.401										3	1	2	1	1	0	1								
7 Joe Inglett, L OBP: 0.379, SLG: 0.360										4	0	1	0	0	0	5								
Aaron Boone, R OBP: 0.314, SLG: 0.373										5	0	1	0	0	0	5								
<b>Inning Stats</b>	R: 1 E: 0 K: 0 S: 12	H: 3 LOB: 3 BB: 0 P: 17	R: 0 E: 0 K: 0 S: 10	H: 1 LOB: 2 BB: 2 P: 22	R: 1 E: 1 K: 1 S: 18	H: 2 LOB: 0 BB: 0 P: 26	R: 2 E: 0 K: 0 S: 12	H: 3 LOB: 1 BB: 0 P: 18	R: 2 E: 0 K: 0 S: 16	H: 4 LOB: 2 BB: 0 P: 20	R: 0 E: 0 K: 0 S: 8	H: 0 LOB: 1 BB: 1 P: 18	R: 0 E: 0 K: 1 S: 9	H: 1 LOB: 1 BB: 0 P: 14	R: 0 E: 0 K: 1 S: 11	H: 2 LOB: 3 BB: 1 P: 19	R: 0 E: 0 K: 2 S: 11	H: 0 LOB: 1 BB: 1 P: 17	1B: 11 2B: 5 3B: 0 HR: 0	SF: 2 SAC: 1 DP: 0 HBP: 0	WP: 1 PB: 0 SB: 0 CS: 0	PA: 48		
<b>PITCHER</b>	IP WLS BF H R ER SO BB IBB HBP BLK WP HR S P ERA WHIP	IP WLS BF H R ER SO BB IBB HBP BLK WP HR S P ERA WHIP	IP WLS BF H R ER SO BB IBB HBP BLK WP																					



Batter	1	2	3	4	5	6	7	8	9	AB	R	H	RBI	BB	SO	LOB	TOP					
Luis Castillo, S OBP: 0.339, SLG: 0.373	G4-3		F8		F8			G5-3		4	0	0	0	0	0	2						
Jason Tyner, L OBP: 0.351, SLG: 0.333	G5-3		F9			G3			K	4	0	0	0	0	1	1						
7 Jos Mauer, L OBP: 0.491, SLG: 0.528 38 Luis Antonio Rodriguez, 3PH OBP: 0.309, SLG: 0.314	K			G6-3		P6			P6	3	0	0	0	0	1	0						
5 Michael Cuddyer, R OBP: 0.357, SLG: 0.488		K			G5-3				P3	4	0	1	0	0	1	0						
33 Justin Morneau, L OBP: 0.357, SLG: 0.588		F8			F7					3	0	1	0	0	0	1						
24 Rondell White, R OBP: 0.251, SLG: 0.309					F8					3	0	1	0	0	0	2						
16 Jason Kubel, L OBP: 0.319, SLG: 0.461										3	0	0	0	0	1	1						
Terry Tiffee, S OBP: 0.304, SLG: 0.405				G4-3		G6-3			G5-3	3	0	0	0	0	0	0						
Jason Bartlett, R OBP: 0.397, SLG: 0.396									G6-3	2	0	1	0	1	0	0						
<b>Inning Stats</b>	R: 0 E: 0 K: 1 S: 10	H: 0 LOB: 0 BB: 0 P: 13	R: 0 E: 0 K: 1 S: 12	H: 1 LOB: 1 BB: 0 P: 16	R: 0 E: 0 K: 0 S: 6	H: 0 LOB: 1 BB: 1 P: 10	R: 0 E: 0 K: 0 S: 10	H: 1 LOB: 1 BB: 0 P: 14	R: 0 E: 0 K: 1 S: 12	H: 1 LOB: 0 BB: 0 P: 16	R: 0 E: 0 K: 0 S: 6	H: 0 LOB: 0 BB: 0 P: 8	R: 0 E: 0 K: 0 S: 8	H: 1 LOB: 0 BB: 0 P: 10	R: 0 E: 0 K: 0 S: 7	H: 0 LOB: 0 BB: 0 P: 9	R: 0 E: 0 K: 1 S: 5	H: 0 LOB: 0 BB: 0 P: 8	1B: 4 2B: 0 3B: 0 HR: 0	SF: 0 SAC: 0 DP: 1 HBP: 0	WP: 0 PB: 0 SB: 0 CS: 0	PA: 31
<b>PITCHER</b> 45 Jeremy Sowers, L ERA: 5.12	IP: 9.0 WLS: W BF: 31 H: 4 R: 0 ER: 0 SO: 4 BB: 1 IBB: 0 HBP: 0 BLK: 0 WP: 0 HR: 0 S: 76 P: 104 ERA: 0.00 WHIP: 0.556															<b>PITCHER</b>						

Minnesota Twins @ Cleveland Indians  
Jacobs Field, Cleveland, OH  
Sat Jul 22 2006, 7:05 PM EDT  
Att: 26,895 - Cloudy - 66 F

AB 30  
R 0  
H 4  
RBI 0  
BB 1  
SO 4  
LOB 7




Batter	1	2	3	4	5	6	7	8	9	AB	R	H	RBI	BB	SO	LOB	BOTTOM					
24 Grady Sizemore, L OBP: 0.376, SLG: 0.531	F9 HR 48 2B		F9 2B		F8 48 1B	K		SF8 48 2B		4	2	3	2	1	1	0						
Jason Michaels, R OBP: 0.324, SLG: 0.396	F9		F9		F8 48 1B		P3	SF8		4	0	1	2	0	0	2						
48 Travis Hafner, L OBP: 0.440, SLG: 0.643	HR		K		F8		F8	HR		5	1	2	3	0	1	3						
41 Victor Martinez, S OBP: 0.376, SLG: 0.474	G4-3		F9		F8		G5-3	F7		5	0	0	0	0	0	4						
Ben Broussard, L OBP: 0.356, SLG: 0.504	K			G3		F8		2 1B		3	1	0	0	1	1	0						
2 Jhonny Peralta, R OBP: 0.333, SLG: 0.405		K		G6-3		1B		1B 7 1B		4	2	2	0	0	1	0						
Todd Hollandsworth, L OBP: 0.259, SLG: 0.472	G4-3		K		K		7 3B	P6		4	1	1	1	0	1	2						
7 Joe Inglett, L OBP: 0.424, SLG: 0.483					F8		7 3B	24 2B		4	2	3	2	0	0	0						
Ramón Vázquez, L OBP: 0.262, SLG: 0.241	F7				1B		SF7	24 2B		3	2	2	1	0	0	1						
<b>Inning Stats</b>	R: 2 E: 0 K: 1 S: 11	H: 2 LOB: 0 BB: 0 P: 12	R: 0 E: 0 K: 1 S: 13	H: 1 LOB: 1 BB: 0 P: 20	R: 0 E: 0 K: 1 S: 10	H: 1 LOB: 1 BB: 0 P: 19	R: 0 E: 0 K: 1 S: 6	H: 0 LOB: 0 BB: 0 P: 8	R: 1 E: 0 K: 0 S: 9	H: 2 LOB: 2 BB: 1 P: 17	R: 3 E: 0 K: 1 S: 13	H: 3 LOB: 0 BB: 0 P: 21	R: 0 E: 0 K: 0 S: 4	H: 0 LOB: 0 BB: 0 P: 5	R: 5 E: 0 K: 0 S: 16	H: 5 LOB: 1 BB: 1 P: 30	R: 0 E: 0 K: 0 S: 16	H: 0 LOB: 0 BB: 0 P: 8	1B: 6 2B: 6 3B: 1 HR: 1	SF: 2 SAC: 0 DP: 0 HBP: 0	WP: 0 PB: 0 SB: 0 CS: 0	PA: 40
<b>PITCHER</b> 30 Scott Baker, R ERA: 6.27 Kyle Lohse, R ERA: 6.94 Willie Eyre, R ERA: 7.84	IP: 5.1 WLS: L BF: 26 H: 9 R: 6 ER: 6 SO: 4 BB: 0 IBB: 0 HBP: 0 BLK: 0 WP: 0 HR: 1 S: 58 P: 90 ERA: 10.12 WHIP: 1.688															<b>PITCHER</b>						


Minnesota Twins @ Cleveland Indians  
Jacobs Field, Cleveland, OH  
Sat Jul 22 2006, 7:05 PM EDT  
Att: 26,895 - Cloudy - 66 F

AB 36  
R 11  
H 14  
RBI 11  
BB 2  
SO 5  
LOB 12





Batter	1	2	3	4	5	6	7	8	9	AB R H RBI BB SO LOB	TOP									
<b>Luis Castillo, S</b> OBP: 0.337, SLG: 0.371 (1, 4) C	1-1 G1		2-2 FC3-6 7 PB 8 1B 5 1B 1-2	2-1 F7			1-2 K		0-0 1B	5 1 1 0 0 1 2	<b>Minnesota Twins @ Cleveland Indians</b> Jacobs Field, Cleveland, OH Sun Jul 23 2006, 1:05 PM EDT Att: 25,889 - Partly Cloudy - 73 F  <b>AB 34</b> <b>R 3</b> <b>H 9</b> <b>RBI 3</b> <b>BB 4</b> <b>SO 8</b> <b>LOB 13</b> 									
<b>8 Nick Punto, S</b> OBP: 0.402, SLG: 0.425 (1, 5) X	0-0 G6-3		2-0 5 1B 7 PB 33 1B 1-2		3-2 G5-4-3 5 1B 7 1B		1-3 K		0-0 F7	5 1 2 0 0 1 1										
<b>7 Joe Mauer, L</b> OBP: 0.457, SLG: 0.534 (1, 10) B	2-1 2B		4-0 5 1B 33 1B 1-2 2-3		2-1 G5-4-3 5 1B		4-1 BB			2 1 2 0 2 0 0										
<b>5 Michael Cuddyer, R</b> OBP: 0.355, SLG: 0.485 (1, 9) B	3-2 G5-3		2-1 33 1B 1-2 2-3 3-H		1-0 G5-4-3		0-3 K			4 0 1 1 0 1 4										
<b>33 Justin Morneau, L</b> OBP: 0.356, SLG: 0.584 (1, 3) X		1-2 G4-3	3-2 1-3 2-H 3-H		2-0 P6			0-0 F8		4 0 1 2 0 0 1										
<b>24 Rondell White, R</b> OBP: 0.251, SLG: 0.305 (1, 7) S	4-2 55 CS BB		0-3 K2-3		1-0 G5-3		2-2 P3			3 0 0 0 1 1 2										
<b>55 Mike Redmond, R</b> OBP: 0.345, SLG: 0.404 (1, 2) X	1-3 K			0-0 G4-3		1-3 K		1-2 P6		4 0 0 0 0 2 1										
<b>Jason Tyner, L</b> OBP: 0.366, SLG: 0.333 (1, 8) X			0-1 FC3-6 1B	0-1 G3		4-1 BB		0-1 G6-3		3 0 1 0 1 0 0										
<b>Jason Bartlett, R</b> OBP: 0.392, SLG: 0.391 (1, 6) B			1-1 F9	2-1 1B		0-3 K		0-3 K		4 0 1 0 0 2 2										
<b>Inning Stats</b>	R: 0 E: 0 K: 0 S: 8	H: 1 LOB: 1 BB: 0 P: 14	R: 0 E: 0 K: 1 S: 13	H: 0 LOB: 1 BB: 1 P: 19	R: 3 E: 0 K: 1 S: 18	H: 4 LOB: 2 BB: 1 P: 32	R: 0 E: 0 K: 0 S: 7	H: 1 LOB: 1 BB: 0 P: 11	R: 0 E: 0 K: 2 S: 10	H: 2 LOB: 1 BB: 0 P: 18		R: 0 E: 0 K: 2 S: 11	H: 0 LOB: 1 BB: 1 P: 17	R: 0 E: 0 K: 0 S: 11	H: 0 LOB: 0 BB: 0 P: 14	R: 0 E: 0 K: 1 S: 7	H: 1 LOB: 1 BB: 0 P: 7	1B: 8 2B: 2 3B: 0 HR: 0	SF: 0 SAC: 0 DP: 2 HBP: 0	WP: 0 PB: 1 SB: 0 CS: 1
<b>PITCHER</b>	IP WLS BF H R ER SO BB IBB HBP BLK WP HR S P ERA WHIP																			
<b>37 Jake Westbrook, R</b> ERA: 4.44 (1, 1)	6.0 L 27 8 3 3 4 2 1 0 0 0 0 0 64 108 4.50 1.667																			
<b>Brian Sikorski, R</b> ERA: 5.09 (7, 1)	1.0 4 0 0 0 0 3 1 0 0 0 0 0 0 11 17 0.00 1.000																			
<b>63 Rafael Betancourt, R</b> ERA: 4.55 (8, 1)	1.0 3 0 0 0 0 0 0 0 0 0 0 0 0 11 14 0.00 0.000																			
<b>55 Roberto Hernandez, R</b> ERA: 3.65 (9, 1)	1.0 4 1 0 0 0 1 0 0 0 0 0 0 0 7 7 0.00 1.000																			

Batter	1	2	3	4	5	6	7	8	9	AB R H RBI BB SO LOB	BOTTOM											
<b>24 Grady Sizemore, L</b> OBP: 0.379, SLG: 0.530 (1, 8) C	0-2 48 G4-3 1B		1-3 K		4-0 48 BB 1-2		4-2 BB		2-3 K	3 0 1 0 2 2 1	<b>Minnesota Twins @ Cleveland Indians</b> Jacobs Field, Cleveland, OH Sun Jul 23 2006, 1:05 PM EDT Att: 25,889 - Partly Cloudy - 73 F  <b>AB 33</b> <b>R 1</b> <b>H 6</b> <b>RBI 1</b> <b>BB 4</b> <b>SO 17</b> <b>LOB 13</b> 											
<b>Jason Michaels, R</b> OBP: 0.324, SLG: 0.395 (1, 7) B	2-2 K			2-3 K	1-2 48 BB 1-2 2-H		2-3 K		2-3 K	3 0 1 1 0 2 1												
<b>Todd Hollandsworth, L</b> OBP: 0.297, SLG: 0.489 (7, PH) B	1-2 K				1-2 2-H					1 0 0 0 0 1 1												
<b>48 Travis Hafner, L</b> OBP: 0.438, SLG: 0.637 (1, 10) S	1-1 G4-3		2-3 K		4-1 41 FC5-4 BB 1-2 2-3				3-3 K	3 0 0 0 1 2 1												
<b>41 Victor Martinez, S</b> OBP: 0.375, SLG: 0.475 (1, 3) D	2-2 K		1-2 2B		2-1 FC5-4				0-0 F7	4 0 1 0 0 1 4												
<b>Casey Blake, R</b> OBP: 0.388, SLG: 0.515 (1, 9) B		1-0 F8		4-2 BB		0-2 K		3-2 2B		3 0 1 0 1 1 0												
<b>2 Johnny Peralta, R</b> OBP: 0.329, SLG: 0.401 (1, 6) X		0-1 L4		1-3 K		0-0 F8		3-3 K		4 0 0 0 0 2 3												
<b>Aaron Boone, R</b> OBP: 0.312, SLG: 0.369 (1, 5) B		3-3 K			0-3 K	2-1 G6-3			2-0 1B	3 0 0 0 0 2 0												
<b>Ben Broussard, L</b> OBP: 0.358, SLG: 0.506 (9, PH) B										1 0 1 0 0 0 0												
<b>7 Joe Inglett, L</b> OBP: 0.378, SLG: 0.424 (1, 4) S			2-3 K		2-2 G4-3		2-2 G4-3		0-1 F9	4 0 0 0 0 1 1												
<b>10 Kelly Shoppach, R</b> OBP: 0.340, SLG: 0.465 (9, PH) B			2-3 K		0-1 24 BB 1B				2-3 K	3 1 1 0 0 2 0												
<b>Ramón Vázquez, L</b> OBP: 0.258, SLG: 0.237 (9, PH) B										1 0 0 0 0 1 1												
<b>Inning Stats</b>	R: 0 E: 0 K: 2 S: 11	H: 1 LOB: 1 BB: 0 P: 16	R: 0 E: 0 K: 1 S: 7	H: 0 LOB: 0 BB: 0 P: 11	R: 0 E: 0 K: 3 S: 12	H: 0 LOB: 0 BB: 0 P: 17	R: 0 E: 0 K: 3 S: 14	H: 1 LOB: 2 BB: 1 P: 24	R: 1 E: 0 K: 1 S: 14	H: 2 LOB: 3 BB: 2 P: 27	R: 0 E: 0 K: 1 S: 6	H: 0 LOB: 0 BB: 0 P: 8	R: 0 E: 0 K: 2 S: 11	H: 0 LOB: 1 BB: 1 P: 21	R: 0 E: 0 K: 2 S: 11	H: 1 LOB: 1 BB: 0 P: 20	R: 0 E: 0 K: 2 S: 10	H: 1 LOB: 1 BB: 0 P: 16	1B: 4 2B: 2 3B: 0 HR: 0	SF: 0 SAC: 0 DP: 0 HBP: 0	WP: 0 PB: 0 SB: 1 CS: 0	PA: 37
<b>PITCHER</b>	IP WLS BF H R ER SO BB IBB HBP BLK WP HR S P ERA WHIP																					
<b>47 Francisco Liriano, L</b> ERA: 1.93 (1, 1)	5.0 W 22 4 1 1 10 3 0 0 0 0 0 0 58 95 1.80 1.400																					
<b>17 Pat Neshek, R</b> ERA: (6, 1)	1.2 H 6 0 0 0 2 1 0 0 0 0 0 0 14 24 0.00 0.600																					
<b>37 Dennis Reyes, L</b> ERA: 1.93 (7, 1)	0.2 H 2 0 0 0 2 0 0 0 0 0 0 0 6 11 0.00 0.000																					
<b>Juan Rincon, R</b> ERA: 2.03 (8, 1)	0.2 H 3 1 0 0 1 0 0 0 0 0 0 0 8 14 0.00 1.500																					
<b>36 Joe Nathan, R</b> ERA: 1.54 (9, 1)	1.0 S 4 1 0 0 2 0 0 0 0 0 0 0 10 16 0.00 1.000																					







Batter	1	2	3	4	5	6	7	8	9	AB	R	H	RBI	BB	SO	LOB	TOP					
28 Curtis Granderson, L (1, 8) OBP: 0.369, SLG: 0.452	2-2 G4-6-3 1B	2-1 1B		0-1 G5-4-3 1B		0-0 1-2 1B			0-2 L6	5	0	4	1	0	0	0	<b>Detroit Tigers @ Cleveland Indians</b> Jacobs Field, Cleveland, OH Tue Jul 25 2006, 7:05 PM EDT Att: 28,085 - Cloudy - 81 F					
14 Placido Polanco, R (1, 4) OBP: 0.322, SLG: 0.361	2-1 G4-6-3	3-1 F9		2-1 G5-4-3		1-1 G4-3			1-2 G6-3	5	0	0	0	0	0	5						
Ivan Rodriguez, R (1, 2) OBP: 0.337, SLG: 0.456 13 Vance Wilson, R (8, 2) OBP: 0.310, SLG: 0.485	0-1 G5-3			0-0 G6-3		2-2 G6-3			1-1 G3	4	0	0	0	0	0	1						
30 Magglio Ordonez, R (1, 9) OBP: 0.348, SLG: 0.478 Alexis Gomez, L (8, 9) OBP: 0.307, SLG: 0.361	1-1 F8			1-2 G5-3		3-2 F9			1-2 F9	4	0	0	0	0	0	1						
9 Carlos Guillen, S (1, 6) OBP: 0.389, SLG: 0.509 20 Omar Infante, R (8, 6) OBP: 0.309, SLG: 0.382		0-2 31 P3 15 HR 1B		0-1 G5-3		0-3 K			0-3 K	4	1	1	0	0	2	0						
Dmitri Young, S (1, 10) OBP: 0.277, SLG: 0.346		0-2 15 HR 1B		0-0 K		0-1 G4-3			1-2 1B	4	2	3	1	0	0	0						
31 Chris Shelton, R (1, 3) OBP: 0.339, SLG: 0.480		1-2 P3		1-1 E9 2B		2-2 F9			2-1 F8	4	1	1	0	0	0	3						
Craig Monroe, R (1, 7) OBP: 0.284, SLG: 0.461		0-3 K		0-1 15 2B 2B		1-0 28 1B 1B			1-3 K	4	1	2	1	0	2	3						
15 Brandon Inge, R (1, 5) OBP: 0.307, SLG: 0.499		0-1 1-H 3-H HR		0-2 28 1B 2B		0-2 K			0-0 F9	4	2	2	4	0	1	2						
<b>Inning Stats</b>	R: 0 E: 0 K: 0 S: 9	H: 1 LOB: 1 BB: 0 P: 14	R: 3 E: 0 K: 1 S: 21	H: 4 LOB: 1 BB: 0 P: 27	R: 0 E: 0 K: 0 S: 8	H: 0 LOB: 0 BB: 0 P: 9	R: 4 E: 1 K: 0 S: 15	H: 5 LOB: 0 BB: 0 P: 20	R: 0 E: 0 K: 1 S: 10	H: 2 LOB: 2 BB: 0 P: 14	R: 0 E: 0 K: 1 S: 8	H: 0 LOB: 0 BB: 0 P: 10	R: 0 E: 0 K: 1 S: 9	H: 1 LOB: 1 BB: 0 P: 13	R: 0 E: 0 K: 1 S: 10	H: 0 LOB: 0 BB: 0 P: 12		1B: 8 2B: 3 3B: 0 HR: 2	SF: 0 SAC: 0 DP: 1 HBP: 0	WP: 0 PB: 0 SB: 0 CS: 0	PA: 39	
<b>PITCHER</b>	IP WLS BF H R ER SO BB IBB HBP BLK WP HR S P ERA WHIP	IP WLS BF H R ER SO BB IBB HBP BLK WP HR S P ERA WHIP	IP WLS BF H R ER SO BB IBB HBP BLK WP HR S P ERA WHIP	IP WLS BF H R ER SO BB IBB HBP BLK WP HR S P ERA WHIP	IP WLS BF H R ER SO BB IBB HBP BLK WP HR S P ERA WHIP	IP WLS BF H R ER SO BB IBB HBP BLK WP HR S P ERA WHIP	IP WLS BF H R ER SO BB IBB HBP BLK WP HR S P ERA WHIP	IP WLS BF H R ER SO BB IBB HBP BLK WP HR S P ERA WHIP	IP WLS BF H R ER SO BB IBB HBP BLK WP HR S P ERA WHIP	IP WLS BF H R ER SO BB IBB HBP BLK WP HR S P ERA WHIP	IP WLS BF H R ER SO BB IBB HBP BLK WP HR S P ERA WHIP	IP WLS BF H R ER SO BB IBB HBP BLK WP HR S P ERA WHIP	IP WLS BF H R ER SO BB IBB HBP BLK WP HR S P ERA WHIP	IP WLS BF H R ER SO BB IBB HBP BLK WP HR S P ERA WHIP	IP WLS BF H R ER SO BB IBB HBP BLK WP HR S P ERA WHIP	IP WLS BF H R ER SO BB IBB HBP BLK WP HR S P ERA WHIP	IP WLS BF H R ER SO BB IBB HBP BLK WP HR S P ERA WHIP					
Paul Byrd, R (1, 1) ERA: 4.71	3.0	19	10	7	7	1	0	0	0	0	0	0	0	0	0	0	2	48	61	21.00	3.333	
Jason Davis, R (4, 1) ERA: 5.19	3.0	W	10	2	0	0	2	0	0	0	0	0	0	0	0	0	0	0	23	34	0.00	0.667
Brian Sikorski, R (7, 1) ERA: 4.58	2.0	H	7	1	0	0	2	0	0	0	0	0	0	0	0	0	0	0	17	23	0.00	0.500
55 Roberto Hernandez, R (9, 1) ERA: 3.57	1.0		3	0	0	0	1	0	0	0	0	0	0	0	0	0	0	0	10	12	0.00	0.000

Batter	1	2	3	4	5	6	7	8	9	AB	R	H	RBI	BB	SO	LOB	BOTTOM					
24 Grady Sizemore, L (1, 8) OBP: 0.386, SLG: 0.536										4	2	3	1	1	1	0	<b>Detroit Tigers @ Cleveland Indians</b> Jacobs Field, Cleveland, OH Tue Jul 25 2006, 7:05 PM EDT Att: 28,085 - Cloudy - 81 F					
Jason Michaels, R (1, 7) OBP: 0.332, SLG: 0.401										3	2	3	2	2	0	0						
48 Travis Hafner, L (1, 10) OBP: 0.440, SLG: 0.636										3	1	0	0	2	2	5						
41 Victor Martinez, S (1, 3) OBP: 0.375, SLG: 0.476										5	2	2	2	0	0	4						
Casey Blake, R (1, 9) OBP: 0.388, SLG: 0.520										4	2	2	3	1	0	2						
2 Johnny Peralta, R (1, 6) OBP: 0.331, SLG: 0.401										3	1	1	2	2	1	0						
Aaron Boone, R (1, 5) OBP: 0.312, SLG: 0.364										4	2	1	0	1	1	3						
7 Joe Inglett, L (1, 4) OBP: 0.370, SLG: 0.452										5	0	1	1	0	1	5						
10 Kelly Shoppach, R (1, 2) OBP: 0.286, SLG: 0.385										5	0	0	0	0	3	4						
<b>Inning Stats</b>	R: 7 E: 1 K: 3 S: 31	H: 6 LOB: 2 BB: 3 P: 52	R: 0 E: 0 K: 1 S: 14	H: 1 LOB: 1 BB: 1 P: 22	R: 1 E: 0 K: 0 S: 9	H: 2 LOB: 2 BB: 1 P: 16	R: 0 E: 0 K: 1 S: 6	H: 0 LOB: 1 BB: 1 P: 14	R: 0 E: 0 K: 0 S: 9	H: 1 LOB: 1 BB: 1 P: 18	R: 1 E: 0 K: 1 S: 10	H: 1 LOB: 1 BB: 1 P: 21	R: 3 E: 0 K: 3 S: 13	H: 2 LOB: 0 BB: 1 P: 22	R: 0 E: 0 K: 0 S: 6	H: 0 LOB: 0 BB: 0 P: 8		1B: 7 2B: 4 3B: 2 HR: 1	SF: 0 SAC: 0 DP: 1 HBP: 0	WP: 1 PB: 0 SB: 0 CS: 0	PA: 45	
<b>PITCHER</b>	IP WLS BF H R ER SO BB IBB HBP BLK WP HR S P ERA WHIP	IP WLS BF H R ER SO BB IBB HBP BLK WP HR S P ERA WHIP	IP WLS BF H R ER SO BB IBB HBP BLK WP HR S P ERA WHIP	IP WLS BF H R ER SO BB IBB HBP BLK WP HR S P ERA WHIP	IP WLS BF H R ER SO BB IBB HBP BLK WP HR S P ERA WHIP	IP WLS BF H R ER SO BB IBB HBP BLK WP HR S P ERA WHIP	IP WLS BF H R ER SO BB IBB HBP BLK WP HR S P ERA WHIP	IP WLS BF H R ER SO BB IBB HBP BLK WP HR S P ERA WHIP	IP WLS BF H R ER SO BB IBB HBP BLK WP HR S P ERA WHIP	IP WLS BF H R ER SO BB IBB HBP BLK WP HR S P ERA WHIP	IP WLS BF H R ER SO BB IBB HBP BLK WP HR S P ERA WHIP	IP WLS BF H R ER SO BB IBB HBP BLK WP HR S P ERA WHIP	IP WLS BF H R ER SO BB IBB HBP BLK WP HR S P ERA WHIP	IP WLS BF H R ER SO BB IBB HBP BLK WP HR S P ERA WHIP	IP WLS BF H R ER SO BB IBB HBP BLK WP HR S P ERA WHIP	IP WLS BF H R ER SO BB IBB HBP BLK WP HR S P ERA WHIP						
37 Kenny Rogers, L (1, 1) ERA: 4.45	0.2	L	10	5	7	7	2	3	0	0	0	0	0	0	0	0	0	27	48	94.50	12.000	
43 Roman Colon, R (1, 1) ERA: 5.08	3.1		17	4	1	1	3	2	1	0	0	0	0	0	0	0	0	0	33	56	2.70	1.800
Wilfredo Ledezma, L (5, 1) ERA: 4.38	1.0		4	1	0	0	0	1	0	0	0	0	0	0	0	0	0	0	9	18	0.00	2.000
Jason Grilli, R (6, 1) ERA: 4.29	3.0		14	3	4	4	4	2	0	0	0	0	0	0	0	0	0	0	29	51	12.00	1.667

AB	39
R	7
H	13
RBI	7
BB	0
SO	6
LOB	15



AB	36
R	12
H	13
RBI	11
BB	9
SO	9
LOB	23









Batter	1	2	3	4	5	6	7	8	9	AB	R	H	RBI	BB	SO	LOB	TOP					
51 Ichiro Suzuki, L (1, 9) OBP: 0.400, SLG: 0.441										4	0	2	0	0	0	1						
4 Jose Lopez, R (1, 4) OBP: 0.313, SLG: 0.430										4	0	0	0	0	0	3						
29 Adrián Beltré, R (1, 5) OBP: 0.326, SLG: 0.421										4	0	2	0	0	0	1						
Raul Ibanez, L (1, 7) OBP: 0.336, SLG: 0.513										4	0	0	0	0	1	2						
Richie Sexson, R (1, 3) OBP: 0.302, SLG: 0.446										3	0	0	0	1	0	1						
Eduardo Perez, R (1, 10) OBP: 0.336, SLG: 0.587										3	0	0	0	0	2	1						
2 Kenji Johjima, R (1, 2) OBP: 0.336, SLG: 0.455										3	0	0	0	0	0	1						
7 Yuniesky Betancourt, R (1, 6) OBP: 0.321, SLG: 0.409										3	0	0	0	0	0	0						
25 Adam Jones, R (1, 8) OBP: 0.286, SLG: 0.300										3	0	1	0	0	0	1						
<b>Inning Stats</b>	R: 0 E: 0 K: 1 S: 7	H: 2 LOB: 1 BB: 0 P: 12	R: 0 E: 0 K: 1 S: 9	H: 0 LOB: 0 BB: 0 P: 14	R: 0 E: 0 K: 0 S: 9	H: 1 LOB: 1 BB: 0 P: 12	R: 0 E: 0 K: 0 S: 11	H: 0 LOB: 0 BB: 0 P: 18	R: 0 E: 1 K: 0 S: 8	H: 0 LOB: 1 BB: 0 P: 11	R: 0 E: 0 K: 0 S: 4	H: 1 LOB: 0 BB: 0 P: 4	R: 0 E: 0 K: 1 S: 7	H: 0 LOB: 1 BB: 1 P: 12	R: 0 E: 0 K: 0 S: 6	H: 0 LOB: 0 BB: 0 P: 9	R: 0 E: 0 K: 0 S: 12	H: 1 LOB: 1 BB: 0 P: 17	1B: 5 2B: 0 3B: 0 HR: 0	SF: 0 SAC: 0 DP: 1 HBP: 0	WP: 0 PB: 0 SB: 0 CS: 0	PA: 32
<b>PITCHER</b> 45 Jeremy Sowers, L (1, 1) ERA: 3.98	IP: 9.0 WLS: W BF: 32	H: 5 R: 0 ER: 0 SO: 3	BB: 1 IBB: 0 HBP: 0 BLK: 0	WP: 0 HR: 0 S: 73 P: 109	ERA: 0.00 WHIP: 0.667											<b>PITCHER</b>	IP: 9.0 WLS: W BF: 32	H: 5 R: 0 ER: 0 SO: 3	BB: 1 IBB: 0 HBP: 0 BLK: 0	WP: 0 HR: 0 S: 73 P: 109	ERA: 0.00 WHIP: 0.667	

Seattle Mariners @ Cleveland Indians  
Jacobs Field, Cleveland, OH  
Fri Jul 28 2006, 7:05 PM EDT  
Att: 25,045 - Clear - 80 F

AB 31  
R 0  
H 5  
RBI 0  
BB 1  
SO 3  
LOB 11



Batter	1	2	3	4	5	6	7	8	9	AB	R	H	RBI	BB	SO	LOB	BOTTOM					
24 Grady Sizemore, L (1, 8) OBP: 0.383, SLG: 0.531										3	0	0	0	1	3	2						
7 Joe Inglett, L (1, 4) OBP: 0.396, SLG: 0.531 Ronnie Belliard, R (7, PH) OBP: 0.336, SLG: 0.418										3	0	2	0	0	0	0						
48 Travis Hafner, L (1, 10) OBP: 0.432, SLG: 0.621										4	0	0	0	0	2	3						
41 Victor Martinez, S (1, 2) OBP: 0.375, SLG: 0.471										2	0	1	0	2	0	0						
Casey Blake, R (1, 3) OBP: 0.384, SLG: 0.512										4	0	1	0	0	1	5						
Todd Hollandsworth, L (1, 7) OBP: 0.248, SLG: 0.453										4	0	0	0	0	0	2						
2 Jhonny Perally, R (1, 6) OBP: 0.332, SLG: 0.399										3	0	1	0	1	0	2						
17 Shin-Soo Choo, L (1, 9) OBP: 0.313, SLG: 0.462										2	1	1	1	2	1	2						
30 Andy Marte, R (1, 5) OBP: 0.384, SLG: 0.512										3	0	0	0	0	1	5						
<b>Inning Stats</b>	R: 0 E: 0 K: 3 S: 13	H: 1 LOB: 2 BB: 1 P: 25	R: 0 E: 0 K: 2 S: 13	H: 1 LOB: 2 BB: 1 P: 20	R: 0 E: 0 K: 0 S: 5	H: 0 LOB: 0 BB: 0 P: 7	R: 0 E: 1 K: 0 S: 8	H: 0 LOB: 2 BB: 2 P: 22	R: 0 E: 0 K: 0 S: 10	H: 1 LOB: 2 BB: 2 P: 25	R: 1 E: 0 K: 0 S: 6	H: 1 LOB: 0 BB: 0 P: 9	R: 0 E: 0 K: 2 S: 9	H: 0 LOB: 0 BB: 0 P: 11	R: 0 E: 0 K: 1 S: 10	H: 2 LOB: 2 BB: 0 P: 14	R: 0 E: 0 K: 1 S: 10	H: 2 LOB: 2 BB: 0 P: 14	1B: 4 2B: 1 3B: 0 HR: 1	SF: 0 SAC: 0 DP: 2 HBP: 0	WP: 1 PB: 1 SB: 1 CS: 0	PA: 35
<b>PITCHER</b> 34 Félix Hernández, R (1, 1) ERA: 4.6 George Sherrill, L (7, 1) ERA: 3.03 40 Julio Mateo, R (8, 1) ERA: 4.69	IP: 6.0 WLS: L BF: 27	H: 4 R: 1 ER: 1 SO: 5	BB: 4 IBB: 2 HBP: 0 BLK: 0	WP: 1 HR: 1 S: 55 P: 108	ERA: 1.50 WHIP: 1.333											<b>PITCHER</b>	IP: 1.0 WLS: 3 BF: 5	H: 0 R: 0 ER: 0 SO: 2	BB: 0 IBB: 0 HBP: 0 BLK: 0	WP: 0 HR: 0 S: 9 P: 14	ERA: 0.00 WHIP: 0.000	

Seattle Mariners @ Cleveland Indians  
Jacobs Field, Cleveland, OH  
Fri Jul 28 2006, 7:05 PM EDT  
Att: 25,045 - Clear - 80 F

AB 29  
R 1  
H 6  
RBI 1  
BB 6  
SO 8  
LOB 21





Batter	1	2	3	4	5	6	7	8	9	AB	R	H	RBI	BB	SO	LOB	TOP			
51 Ichiro Suzuki, L (1, 9) OBP: 0.399, SLG: 0.440	L7		1B		F8		F7			4	0	1	0	0	0	2	<b>Seattle Mariners @ Cleveland Indians</b> Jacobs Field, Cleveland, OH Sat Jul 29 2006, 7:05 PM EDT Att: 27,876 - Clear - 86 F			
4 Jose Lopez, R (1, 4) OBP: 0.310, SLG: 0.425	K		P3		P6			G1-3		4	0	0	0	0	1	2				
29 Adrián Beltré, R (1, 5) OBP: 0.325, SLG: 0.418	L8		G5-3			G6-4-3 1B BB		P3		3	0	0	0	1	0	1				
Raul Ibanez, L (1, 7) OBP: 0.339, SLG: 0.521		F8		HR		G6-4-3 1B				3	1	2	1	1	0	0				
Richie Sexson, R (1, 3) OBP: 0.299, SLG: 0.441	K		G5-3		G6-4-3			K		4	0	0	0	0	2	3				
Ben Broussard, L (1, 10) OBP: 0.360, SLG: 0.526	E4		G3-1		F9				HR	4	1	1	1	0	0	1				
2 Kenji Johjima, R (1, 2) OBP: 0.332, SLG: 0.450	P4		G4-3			G1-3		G5-3		4	0	0	0	0	0	1				
7 Yuniesky Betancourt, R (1, 6) OBP: 0.323, SLG: 0.413			16 WP 16 G6-3 2B		G6-3		G6-3			4	1	2	0	0	0	0				
16 Willie Bloomquist, R (1, 8) OBP: 0.321, SLG: 0.281			G6-3 2H				51 S 1B		K	4	0	2	1	0	1	1				
<b>Inning Stats</b>	R: 0 E: 0 K: 1 S: 7	H: 0 LOB: 0 BB: 0 P: 10	R: 0 E: 1 K: 1 S: 11	H: 0 LOB: 1 BB: 0 P: 16	R: 1 E: 0 K: 0 S: 11	H: 2 LOB: 1 BB: 0 P: 14	R: 1 E: 0 K: 0 S: 8	H: 1 LOB: 0 BB: 0 P: 9	R: 0 E: 0 K: 0 S: 7	H: 1 LOB: 1 BB: 0 P: 13	R: 0 E: 0 K: 0 S: 5	H: 1 LOB: 1 BB: 1 P: 11	R: 0 E: 0 K: 1 S: 12	H: 1 LOB: 1 BB: 1 P: 21	R: 0 E: 0 K: 1 S: 9	H: 2 LOB: 0 BB: 0 P: 12	1B: 5 2B: 1 3B: 0 HR: 2	SF: 0 SAC: 0 DP: 1 HBP: 0	WP: 1 PB: 0 SB: 1 CS: 0	PA: 36
<b>PITCHER</b>	IP	WLS	BF	H	R	ER	SO	BB	IBB	HBP	BLK	WP	HR	S	P	ERA	WHIP			
37 Jake Westbrook, R (1, 1) ERA: 4.31	8.0	L	32	6	2	2	3	2	0	0	0	1	1	69	104	2.25	1.000			
Brian Sikorski, R (9, 1) ERA: 4.79	1.0		4	2	1	1	1	0	0	0	0	0	1	9	12	9.00	2.000			

Batter	1	2	3	4	5	6	7	8	9	AB	R	H	RBI	BB	SO	LOB	BOTTOM					
24 Grady Sizemore, L (1, 8) OBP: 0.382, SLG: 0.528	F7		2B BB			F7		K		3	0	0	0	1	1	0	<b>Seattle Mariners @ Cleveland Indians</b> Jacobs Field, Cleveland, OH Sat Jul 29 2006, 7:05 PM EDT Att: 27,876 - Clear - 86 F					
Jason Michaels, R (1, 7) OBP: 0.333, SLG: 0.402	G5-3		1-3 2H 2B			48 CS 1B		K		4	0	2	1	0	1	0						
48 Travis Hafner, L (1, 10) OBP: 0.428, SLG: 0.614	G4-3		G1-3			K		K		4	0	0	0	0	2	3						
41 Victor Martinez, S (1, 3) (8, 2) OBP: 0.374, SLG: 0.469		G6-3			F7		2B 1B		G3	4	0	1	0	0	0	0						
Casey Blake, R (1, 9) (8, 3) OBP: 0.379, SLG: 0.504		G6-3			K		K		K	4	0	0	0	0	3	1						
Ronnie Belliard, R (1, 4) OBP: 0.335, SLG: 0.419		F9			K		2B		F8	4	0	1	0	0	1	0						
2 Jhonny Peralta, R (1, 6) OBP: 0.329, SLG: 0.396			L9			G6-3		P3		3	0	0	0	0	0	2						
30 Andy Marte, R (1, 5) Todd Hollandsworth, L (7, PH) OBP: 0.253, SLG: 0.453 (8, 9)			P4			P3				2	0	0	0	0	0	0						
10 Kelly Shoppach, R (1, 2) OBP: 0.293, SLG: 0.389 17 Shin-Soo Choo, L (7, PH) OBP: 0.294, SLG: 0.429 Aaron Boone, R (8, 5) OBP: 0.312, SLG: 0.364			24 BB 2B 1B			K			F7	2	1	1	0	0	1	0						
<b>Inning Stats</b>	R: 0 E: 0 K: 0 S: 9	H: 0 LOB: 0 BB: 0 P: 13	R: 0 E: 0 K: 0 S: 7	H: 0 LOB: 0 BB: 0 P: 11	R: 1 E: 0 K: 0 S: 13	H: 2 LOB: 2 BB: 1 P: 23	R: 0 E: 0 K: 2 S: 8	H: 0 LOB: 0 BB: 0 P: 13	R: 0 E: 0 K: 1 S: 6	H: 0 LOB: 0 BB: 0 P: 10	R: 0 E: 0 K: 1 S: 8	H: 1 LOB: 1 BB: 0 P: 14	R: 0 E: 0 K: 1 S: 15	H: 2 LOB: 3 BB: 1 P: 25	R: 0 E: 0 K: 3 S: 9	H: 0 LOB: 0 BB: 0 P: 13	R: 0 E: 0 K: 1 S: 8	H: 0 LOB: 0 BB: 0 P: 8	1B: 3 2B: 3 3B: 0 HR: 0	SF: 0 SAC: 0 DP: 1 HBP: 0	WP: 0 PB: 0 SB: 0 CS: 1	PA: 33
<b>PITCHER</b>	IP	WLS	BF	H	R	ER	SO	BB	IBB	HBP	BLK	WP	HR	S	P	ERA	WHIP					
56 Jarrod Washburn, L (1, 1) ERA: 4.43	6.1	W	24	5	1	1	5	1	0	0	0	0	0	16	26	0.00	0.947					
57 Mark Lowe, R (7, 1) ERA: 4.43	1.2	H	6	0	0	0	3	0	1	0	0	0	0	16	26	0.00	0.947					
20 J.J. Putz, R (9, 1) ERA: 2.37	1.0	S	3	0	0	0	1	0	0	0	0	0	0	8	8	0.00	0.000					





Batter	1	2	3	4	5	6	7	8	9	AB	R	H	RBI	BB	SO	LOB	TOP					
51 Ichiro Suzuki, L (1, 9) OBP: 0.399, SLG: 0.438	1-1 4 1B 1B		0-1 G6-3		1-2 F7		0-0 F7		4-0 4 1B 1B	4	2	1	0	1	0	0						
4 Jose Lopez, R (1, 4) OBP: 0.314, SLG: 0.427	2-2 29 1B 1B		3-2 P6		0-2 P3			1-1 S 1B	0-1 29 HBP 1B	5	1	3	2	0	0	0						
29 Adrián Beltré, R (1, 5) OBP: 0.328, SLG: 0.421	2-2 1-2 2-H 1B		0-1 F8				0-0 2B	1-2 P6	3-2 FC5 1B HBP	4	0	2	1	0	0	1						
Raul Ibanez, L (1, 7) OBP: 0.340, SLG: 0.522	0-2 F9			2-1 HR 2B		0-0 P5		0-2 F8	2-0 FC5 1B	5	1	2	2	0	0	4						
Richie Sexson, R (1, 3) OBP: 0.298, SLG: 0.446	0-0 F4			0-1 2H HR		3-3 K		3-3 K	1-0 FC5	5	1	1	2	0	2	6						
Eduardo Perez, R (1, 10) OBP: 0.336, SLG: 0.577	2-3 K			1-1 P5		4-0 IBB			4-0 1B 2 SH1-3 BB	2	0	0	0	1	1	2						
Ben Broussard, L (9, PH) OBP: 0.362, SLG: 0.526										0	0	0	0	1	0	0						
7 Yuniesky Betancourt, R (1, 6) OBP: 0.320, SLG: 0.499		1-0 L8		0-1 P3		0-1 G1-3			0-1 SH1-3	3	0	0	0	0	0	2						
30 René Rivera, R (1, 2) OBP: 0.210, SLG: 0.339		0-2 P3		1-2 F7				0-0 P3	1-1 2 1B 1B	3	0	0	0	0	0	0						
Greg Dobbs, L (9, PH) OBP: 0.500, SLG: 0.500									2-3 2 1B 1B	1	1	1	0	0	0	0						
16 Willie Bloomquist, R (9, 8) OBP: 0.321, SLG: 0.251										0	0	0	0	0	0	0						
25 Adam Jones, R (1, 8) OBP: 0.267, SLG: 0.279		3-2 L9						1-1 F9	1-0 FC5-2-5-1-6 4 1B	3	0	0	0	0	0	0						
2 Kenji Johjima, R (9, PH) OBP: 0.331, SLG: 0.448										1	1	0	0	0	0	2						
<b>Inning Stats</b>	R: 1 E: 0 K: 1 S: 17	H: 3 LOB: 2 BB: 0 P: 24	R: 0 E: 0 K: 0 S: 7	H: 0 LOB: 0 BB: 0 P: 11	R: 0 E: 0 K: 0 S: 8	H: 0 LOB: 0 BB: 0 P: 11	R: 2 E: 0 K: 0 S: 11	H: 2 LOB: 0 BB: 0 P: 15	R: 0 E: 0 K: 1 S: 9	H: 1 LOB: 2 BB: 1 P: 15	R: 0 E: 0 K: 0 S: 5	H: 0 LOB: 0 BB: 0 P: 7	R: 0 E: 0 K: 1 S: 13	H: 1 LOB: 1 BB: 0 P: 18	R: 4 E: 0 K: 0 S: 13	H: 3 LOB: 2 BB: 2 P: 29	1B: 7 2B: 2 3B: 0 HR: 1	SF: 0 SAC: 1 DP: 0 HBP: 1	WP: 0 PB: 0 SB: 1 CS: 0	PA: 41		
<b>PITCHER</b>	IP WLS BF H R ER SO BB IBB HBP BLK WP HR S P ERA WHIP	IP WLS BF H R ER SO BB IBB HBP BLK WP HR S P ERA WHIP	IP WLS BF H R ER SO BB IBB HBP BLK WP HR S P ERA WHIP	IP WLS BF H R ER SO BB IBB HBP BLK WP HR S P ERA WHIP	IP WLS BF H R ER SO BB IBB HBP BLK WP HR S P ERA WHIP	IP WLS BF H R ER SO BB IBB HBP BLK WP HR S P ERA WHIP	IP WLS BF H R ER SO BB IBB HBP BLK WP HR S P ERA WHIP	IP WLS BF H R ER SO BB IBB HBP BLK WP HR S P ERA WHIP	IP WLS BF H R ER SO BB IBB HBP BLK WP HR S P ERA WHIP	IP WLS BF H R ER SO BB IBB HBP BLK WP HR S P ERA WHIP	IP WLS BF H R ER SO BB IBB HBP BLK WP HR S P ERA WHIP	IP WLS BF H R ER SO BB IBB HBP BLK WP HR S P ERA WHIP	IP WLS BF H R ER SO BB IBB HBP BLK WP HR S P ERA WHIP	IP WLS BF H R ER SO BB IBB HBP BLK WP HR S P ERA WHIP	IP WLS BF H R ER SO BB IBB HBP BLK WP HR S P ERA WHIP	IP WLS BF H R ER SO BB IBB HBP BLK WP HR S P ERA WHIP	IP WLS BF H R ER SO BB IBB HBP BLK WP HR S P ERA WHIP	IP WLS BF H R ER SO BB IBB HBP BLK WP HR S P ERA WHIP	IP WLS BF H R ER SO BB IBB HBP BLK WP HR S P ERA WHIP	IP WLS BF H R ER SO BB IBB HBP BLK WP HR S P ERA WHIP	IP WLS BF H R ER SO BB IBB HBP BLK WP HR S P ERA WHIP	IP WLS BF H R ER SO BB IBB HBP BLK WP HR S P ERA WHIP

Seattle Mariners @ Cleveland Indians  
Jacobs Field, Cleveland, OH  
Sun Jul 30 2006, 1:05 PM EDT  
Att: 23,146 - Sunny - 82 F

AB 36  
R 7  
H 10  
RBI 7  
BB 3  
SO 3  
LOB 17



Batter	1	2	3	4	5	6	7	8	9	AB	R	H	RBI	BB	SO	LOB	BOTTOM					
24 Grady Sizemore, L (1, 8) OBP: 0.385, SLG: 0.529	4-1 1B 48 FC4-6 BB		1-2 F9 48 G4-3 2B	4-2 BB			2-0 F7		0-1 G4-6-3	3	2	1	0	2	0	3						
Jason Michaels, R (1, 7) OBP: 0.332, SLG: 0.400	3-2 48 FC4-6 1B		3-2 F9	0-2 G6-3			0-2 G4-3			4	0	1	0	0	0	4						
48 Travis Hafner, L (1, 10) OBP: 0.426, SLG: 0.610	0-0 FC4-6 41 E		0-1 G4-3		1-3 K			3-2 41 G6-4-3 1B		4	0	1	2	0	1	1						
41 Victor Martinez, S (1, 2) OBP: 0.370, SLG: 0.464	2-1 E4		2-3 G4-3		2-3 K			0-0 G6-4-3		4	0	0	0	0	1	2						
Casey Blake, R (1, 3) OBP: 0.377, SLG: 0.500	1-1 F8			2-2 17 BB 7 G6-3 1B		1-2 F9		0-0 P3		4	1	1	0	0	0	2						
Ronnie Belliard, R (1, 4) OBP: 0.337, SLG: 0.420	1-3 K			1-0 7 G6-3 17 BB 1B		1-2 1B		0-1 P4	1-0 7 FC7-5 2 1B	4	0	2	0	0	1	2						
17 Shin-Soo Choo, L (1, 9) OBP: 0.300, SLG: 0.375		1-2 G3		4-0 FC6 7 G6-3 BB			2-3 K		1-0 1B 7 FC7-5 1B	2	0	0	0	1	1	0						
2 Johnny Peralta, R (9, PH) OBP: 0.331, SLG: 0.398				1-2 2-3 BB					1-2 1B 7 FC7-5 1B	1	0	1	0	0	0	0						
7 Joe Inglett, L (1, 6) OBP: 0.368, SLG: 0.491		0-1 F9		0-0 G6-3				1-0 F8	2-2 FC7-5 1B	4	0	0	1	0	0	4						
Aaron Boone, R (1, 5) OBP: 0.309, SLG: 0.361		2-2 P6		0-0 FC6 24 BB				0-0 F8	1-0 24 G4-6-3 1B	3	0	0	0	0	0	2						
Todd Hollandsworth, L (9, PH) OBP: 0.258, SLG: 0.456				1-2 2-3 3-H					1-2 2-3 1B	1	0	1	0	0	0	0						
<b>Inning Stats</b>	R: 1 E: 1 K: 1 S: 14	H: 1 LOB: 2 BB: 1 P: 24	R: 0 E: 0 K: 0 S: 8	H: 0 LOB: 0 BB: 0 P: 11	R: 1 E: 0 K: 0 S: 13	H: 1 LOB: 3 BB: 0 P: 19	R: 1 E: 0 K: 0 S: 11	H: 2 LOB: 3 BB: 2 P: 22	R: 0 E: 0 K: 2 S: 9	H: 0 LOB: 0 BB: 0 P: 13	R: 0 E: 0 K: 1 S: 6	H: 0 LOB: 0 BB: 0 P: 9	R: 0 E: 0 K: 0 S: 5	H: 0 LOB: 0 BB: 0 P: 7	R: 0 E: 0 K: 0 S: 5	H: 1 LOB: 0 BB: 0 P: 8	R: 0 E: 0 K: 0 S: 13	H: 3 LOB: 2 BB: 0 P: 18	1B: 7 2B: 1 3B: 0 HR: 0	SF: 0 SAC: 0 DP: 2 HBP: 0	WP: 0 PB: 0 SB: 1 CS: 0	PA: 37
<b>PITCHER</b>	IP WLS BF H R ER SO BB IBB HBP BLK WP HR S P ERA WHIP	IP WLS BF H R ER SO BB IBB HBP BLK WP HR S P ERA WHIP	IP WLS BF H R ER SO BB IBB HBP BLK WP HR S P ERA WHIP	IP WLS BF H R ER SO BB IBB HBP BLK WP HR S P ERA WHIP	IP WLS BF H R ER SO BB IBB HBP BLK WP HR S P ERA WHIP	IP WLS BF H R ER SO BB IBB HBP BLK WP HR S P ERA WHIP	IP WLS BF H R ER SO BB IBB HBP BLK WP HR S P ERA WHIP	IP WLS BF H R ER SO BB IBB HBP BLK WP HR S P ERA WHIP	IP WLS BF H R ER SO BB IBB HBP BLK WP HR S P ERA WHIP	IP WLS BF H R ER SO BB IBB HBP BLK WP HR S P ERA WHIP	IP WLS BF H R ER SO BB IBB HBP BLK WP HR S P ERA WHIP	IP WLS BF H R ER SO BB IBB HBP BLK WP HR S P ERA WHIP	IP WLS BF H R ER SO BB IBB HBP BLK WP HR S P ERA WHIP	IP WLS BF H R ER SO BB IBB HBP BLK WP HR S P ERA WHIP	IP WLS BF H R ER SO BB IBB HBP BLK WP HR S P ERA WHIP	IP WLS BF H R ER SO BB IBB HBP BLK WP HR S P ERA WHIP	IP WLS BF H R ER SO BB IBB HBP BLK WP HR S P ERA WHIP	IP WLS BF H R ER SO BB IBB HBP BLK WP HR S P ERA WHIP	IP WLS BF H R ER SO BB IBB HBP BLK WP HR S P ERA WHIP	IP WLS BF H R ER SO BB IBB HBP BLK WP HR S P ERA WHIP	IP WLS BF H R ER SO BB IBB HBP BLK WP HR S P ERA WHIP	IP WLS BF H R ER SO BB IBB HBP BLK WP HR S P ERA WHIP

Seattle Mariners @ Cleveland Indians  
Jacobs Field, Cleveland, OH  
Sun Jul 30 2006, 1:05 PM EDT  
Att: 23,146 - Sunny - 82 F

AB 34  
R 3  
H 8  
RBI 3  
BB 3  
SO 4  
LOB 20





Batter	1	2	3	4	5	6	7	8	9	AB	R	H	RBI	BB	SO	LOB	TOP					
24 Grady Sizemore, L OBP: 0.383, SLG: 0.525	F9	L1-3				G6-3			K	5	0	1	0	0	1	1						
Jason Michaels, R OBP: 0.333, SLG: 0.400	G6-3				E6 48 G3 HR				P3	5	2	2	0	0	1	1						
48 Travis Hafner, L OBP: 0.424, SLG: 0.608	G4-3				G3				G6-3	4	1	1	1	0	0	1						
41 Victor Martinez, S OBP: 0.369, SLG: 0.460		K			F9				L7	3	1	0	0	1	1	1						
Casey Blake, R OBP: 0.379, SLG: 0.524		HR			SF7				G6-3	3	2	2	5	0	0	0						
2 Jhonny Peralta, R OBP: 0.333, SLG: 0.397		27 2B			K				K	3	1	1	0	1	2	0						
27 Hector Luna, R OBP: 0.353, SLG: 0.419		10 2B			G5-3				F9	4	1	1	0	0	0	1						
10 Kelly Shoppach, R OBP: 0.290, SLG: 0.397		2B			K				F9	4	0	1	2	0	2	0						
30 Andy Marte, R OBP: 0.333, SLG: 0.397		G5-3			G5-3				K	4	0	0	0	0	2	1						
<b>Inning Stats</b>	R: 0 E: 0 K: 0 S: 7	H: 0 LOB: 0 BB: 0 P: 13	R: 3 E: 0 K: 1 S: 21	H: 3 LOB: 1 BB: 0 P: 36	R: 2 E: 0 K: 1 S: 11	H: 2 LOB: 0 BB: 0 P: 17	R: 0 E: 0 K: 1 S: 7	H: 0 LOB: 0 BB: 0 P: 9	R: 3 E: 1 K: 0 S: 15	H: 3 LOB: 1 BB: 1 P: 22	R: 0 E: 0 K: 3 S: 15	H: 1 LOB: 1 BB: 0 P: 23	R: 0 E: 0 K: 0 S: 6	H: 0 LOB: 0 BB: 0 P: 10	R: 0 E: 0 K: 1 S: 7	H: 0 LOB: 0 BB: 0 P: 10	R: 0 E: 0 K: 2 S: 9	H: 0 LOB: 0 BB: 0 P: 13	1B: 4 2B: 3 3B: 0 HR: 2	SF: 1 SAC: 0 DP: 0 HBP: 0	WP: 0 PB: 0 SB: 0 CS: 0	PA: 38
<b>PITCHER</b>	IP	WLS	BF	H	R	ER	SO	BB	IBB	HBP	BLK	WP	HR	S	P	ERA	WHIP					
David Wells, L ERA: 11.08	4.2		24	8	8	8	3	2	0	0	0	0	2	60	96	15.43	2.143					
39 Kyle Snyder, R ERA: 6.0	5.1	W	14	1	0	0	6	0	0	0	0	0	0	38	57	0.00	0.231					

Cleveland Indians @ Boston Red Sox  
Fenway Park, Boston, MA  
Mon Jul 31 2006, 7:05 PM EDT  
Att: 36,387 - Partly Cloudy - 82 F

AB 35  
R 8  
H 9  
RBI 8  
BB 2  
SO 9  
LOB 6



Batter	1	2	3	4	5	6	7	8	9	AB	R	H	RBI	BB	SO	LOB	BOTTOM						
20 Kevin Youkilis, R OBP: 0.397, SLG: 0.445	K	L4			F8				K	4	1	0	0	1	2	1							
Mark Loretta, R OBP: 0.354, SLG: 0.376	HR	P3			F8				F6	5	1	1	0	0	1	3							
34 David Ortiz, L OBP: 0.392, SLG: 0.623	K				HR				34 HR	5	2	3	4	0	1	1							
Manny Ramirez, R OBP: 0.430, SLG: 0.626	HR				F8				F9	3	1	1	2	1	0	0							
25 Mike Lowell, R OBP: 0.341, SLG: 0.496	F7				F8				F8	4	0	0	0	0	0	2							
Jason Varitek, S OBP: 0.331, SLG: 0.411		3B			F8				K	1	1	1	0	0	0	0							
28 Doug Mirabelli, R OBP: 0.265, SLG: 0.324		1B			1B				K	3	0	1	0	0	2	0							
Coco Crisp, S OBP: 0.320, SLG: 0.383		3B			1B				G4-3	4	1	2	0	0	0	0							
Wily Mo Peña, R OBP: 0.389, SLG: 0.532		3B			HR				K	4	1	3	3	0	1	0							
13 Alex Cora, L OBP: 0.383, SLG: 0.358		F7			G6-3				K	4	1	1	0	0	1	2							
<b>Inning Stats</b>	R: 2 E: 0 K: 2 S: 14	H: 2 LOB: 0 BB: 0 P: 19	R: 2 E: 0 K: 0 S: 13	H: 3 LOB: 1 BB: 0 P: 17	R: 1 E: 0 K: 0 S: 19	H: 3 LOB: 2 BB: 0 P: 26	R: 1 E: 0 K: 0 S: 7	H: 1 LOB: 0 BB: 0 P: 10	R: 0 E: 0 K: 0 S: 10	H: 0 LOB: 0 BB: 0 P: 13	R: 0 E: 0 K: 2 S: 12	H: 1 LOB: 1 BB: 0 P: 19	R: 0 E: 0 K: 2 S: 12	H: 1 LOB: 2 BB: 1 P: 19	R: 0 E: 0 K: 2 S: 10	H: 0 LOB: 0 BB: 0 P: 13	R: 3 E: 0 K: 0 S: 7	H: 2 LOB: 0 BB: 1 P: 15	1B: 6 2B: 2 3B: 1 HR: 4	SF: 0 SAC: 0 DP: 0 HBP: 0	WP: 1 PB: 0 SB: 0 CS: 0	PA: 39	
<b>PITCHER</b>	IP	WLS	BF	H	R	ER	SO	BB	IBB	HBP	BLK	WP	HR	S	P	ERA	WHIP						
Paul Byrd, R ERA: 5.0	4.0		20	9	6	6	2	0	0	0	0	0	0	0	0	0	13.50	2.250					
Jason Davis, R ERA: 4.82	5.1		11	2	0	0	4	1	0	0	0	0	1	0	33	48	0.00	1.125					
63 Rafael Betancourt, R ERA: 3.97	7.1	H	4	0	0	0	2	0	0	0	0	0	0	0	11	16	0.00	0.000					
55 Roberto Hernandez, R ERA: 4.82	9.1	L	4	2	3	3	0	1	0	0	0	0	0	1	7	15	81.00	9.000					

Cleveland Indians @ Boston Red Sox  
Fenway Park, Boston, MA  
Mon Jul 31 2006, 7:05 PM EDT  
Att: 36,387 - Partly Cloudy - 82 F

AB 37  
R 9  
H 13  
RBI 9  
BB 2  
SO 8  
LOB 9





Batter	1	2	3	4	5	6	7	8	9	AB	R	H	RBI	BB	SO	LOB	TOP					
24 Grady Sizemore, L OBP: 0.385, SLG: 0.528	1-1 S 1B	0-1 48 F8 2B		0-1 L7		3-2 1B		1-1 G3		5	1	3	0	0	0	0	<b>Cleveland Indians @ Boston Red Sox</b> Fenway Park, Boston, MA Tue Aug 01 2006, 7:05 PM EDT Att: 36,328 - Clear - 87 F					
Jason Michaels, R OBP: 0.334, SLG: 0.398	3-1 48 G4-3 41 1B 1B	4-1 BB		0-0 P4		0-1 F9		2-2 G6-3		4	1	1	1	1	0	1						
48 Travis Hafner, L OBP: 0.422, SLG: 0.606	3-2 G4-3	1-1 F8			0-3 K		2-0 41 1B 2B		0-3 K		5	1	1	0	0	2		3				
41 Victor Martinez, S OBP: 0.370, SLG: 0.459	0-1 2E 17 1B 1B	3-1 L7			1-1 G4-3		2-2 PB 1B		0-0 L4		5	1	2	2	0	0		2				
Casey Blake, R OBP: 0.386, SLG: 0.537	1-3 K			0-0 HR		4-2 2 FC5 17 1B BB		3-2 1-H 1B		4-0 BB		3	1	2	2	2		1	1			
17 Shin-Soo Choo, L OBP: 0.320, SLG: 0.381	1-2 2E 1B			0-0 G4-3		0-0 2 FC5 1B		2-3 K		1-2 F7		5	0	2	0	0		1	1			
2 Jhonny Perella, R OBP: 0.330, SLG: 0.393	2-2 E6 7 FC4-6 1B			0-1 G5-3		3-1 FC5		1-1 G6-3				4	0	0	0	0		0	4			
7 Joe Inglett, L OBP: 0.377, SLG: 0.544	2-0 FC4-6			1-1 F9				0-1 27 G6-3 1B		0-1 HR		4	1	2	1	0		0	3			
27 Hector Luna, R OBP: 0.348, SLG: 0.411		1-0 G6-3		1-3 K				0-1 G6-3		0-0 L5		4	0	0	0	0		1	1			
<b>Inning Stats</b>	R: 2 E: 1 K: 1 S: 23	H: 4 LOB: 3 BB: 0 P: 36	R: 0 E: 0 K: 0 S: 8	H: 1 LOB: 2 BB: 1 P: 17	R: 1 E: 0 K: 0 S: 6	H: 1 LOB: 0 BB: 0 P: 7	R: 0 E: 0 K: 1 S: 6	H: 0 LOB: 0 BB: 0 P: 7	R: 0 E: 0 K: 1 S: 10	H: 2 LOB: 1 BB: 0 P: 12	R: 2 E: 0 K: 1 S: 13	H: 3 LOB: 0 BB: 0 P: 23	R: 1 E: 0 K: 0 S: 10	H: 1 LOB: 0 BB: 0 P: 13	R: 0 E: 0 K: 1 S: 7	H: 0 LOB: 1 BB: 1 P: 12	1B: 9 2B: 2 3B: 0 HR: 2	SF: 0 SAC: 0 DP: 1 HBP: 0	WP: 0 PB: 1 SB: 1 CS: 0	PA: 42		
<b>PITCHER</b>	IP WLS BF H R ER SO BB IBB HBP BLK WP HR S P ERA WHIP	IP WLS BF H R ER SO BB IBB HBP BLK WP HR S P ERA WHIP	IP WLS BF H R ER SO BB IBB HBP BLK WP HR S P ERA WHIP	IP WLS BF H R ER SO BB IBB HBP BLK WP HR S P ERA WHIP	IP WLS BF H R ER SO BB IBB HBP BLK WP HR S P ERA WHIP	IP WLS BF H R ER SO BB IBB HBP BLK WP HR S P ERA WHIP	IP WLS BF H R ER SO BB IBB HBP BLK WP HR S P ERA WHIP	IP WLS BF H R ER SO BB IBB HBP BLK WP HR S P ERA WHIP	IP WLS BF H R ER SO BB IBB HBP BLK WP HR S P ERA WHIP	IP WLS BF H R ER SO BB IBB HBP BLK WP HR S P ERA WHIP	IP WLS BF H R ER SO BB IBB HBP BLK WP HR S P ERA WHIP	IP WLS BF H R ER SO BB IBB HBP BLK WP HR S P ERA WHIP	IP WLS BF H R ER SO BB IBB HBP BLK WP HR S P ERA WHIP	IP WLS BF H R ER SO BB IBB HBP BLK WP HR S P ERA WHIP	IP WLS BF H R ER SO BB IBB HBP BLK WP HR S P ERA WHIP	IP WLS BF H R ER SO BB IBB HBP BLK WP HR S P ERA WHIP	IP WLS BF H R ER SO BB IBB HBP BLK WP HR S P ERA WHIP	IP WLS BF H R ER SO BB IBB HBP BLK WP HR S P ERA WHIP	IP WLS BF H R ER SO BB IBB HBP BLK WP HR S P ERA WHIP	IP WLS BF H R ER SO BB IBB HBP BLK WP HR S P ERA WHIP		
Jason Johnson, R ERA: 6.25	(1, 1)	5.2	L	28	9	3	3	3	2	0	0	0	0	0	0	0	0	1	60	95	4.76	1.941
56 Craig Hansen, R ERA: 4.91	(6, 1)	1.1	6	3	2	1	1	0	0	0	0	0	0	0	0	0	0	0	15	25	6.75	2.250
Bryan Corey, R ERA: 2.95	(8, 1)	1.0	4	1	1	1	0	0	0	0	0	0	0	0	0	0	0	1	10	13	9.00	1.000
Rudy Seanez, R ERA: 3.83	(9, 1)	1.0	4	0	0	0	1	1	0	0	0	0	0	0	0	0	0	0	7	12	0.00	1.000

AB	39
R	6
H	13
RBI	6
BB	3
SO	5
LOB	16



Batter	1	2	3	4	5	6	7	8	9	AB	R	H	RBI	BB	SO	LOB	BOTTOM					
20 Kevin Youkilis, R OBP: 0.395, SLG: 0.442	1-3 K		0-1 F8		1-2 34 1B 1B		1-2 F8		2-1 F7		5	0	1	0	0	1	0					
Mark Loretta, R OBP: 0.382, SLG: 0.381	0-2 G4-3		1-1 HR		1-2 P4		0-0 F7		0-0 B1-3		5	1	1	1	0	0	1					
34 David Ortiz, L OBP: 0.395, SLG: 0.626	4-2 BB		0-0 G4-3 2B		1-2 1B		1-2 1B		0-1 F7		3	0	2	0	1	0	0					
Manny Ramirez, R OBP: 0.430, SLG: 0.628	2-3 K		0-0 G4-3		2-1 1B		2-1 2B		3-2 2B		4	0	2	0	0	1	2					
25 Mike Lowell, R OBP: 0.340, SLG: 0.493		1-0 1B		2-3 K		0-3 K		3-3 K		4	0	1	0	0	3	2						
13 Alex Cora, L OBP: 0.383, SLG: 0.358										0	0	0	0	0	0	0						
Wily Mo Peña, R OBP: 0.385, SLG: 0.523		0-1 1B		1-2 G6-3		1-1 G1-3		0-1 G4-3		4	0	1	0	0	0	1						
Coco Crisp, S OBP: 0.322, SLG: 0.385		1-3 K		0-1 28 G4-6-3 1B		0-0 28 S 1B		1-2 F8		4	0	2	0	0	1	2						
28 Doug Mirabeli, R OBP: 0.259, SLG: 0.314		0-1 P6		0-1 G4-6-3		2-3 K		4-1 HR		3	0	0	0	0	1	4						
Gabe Kapler, R OBP: 0.340, SLG: 0.458				1-2 1B		1-2 K				0	1	0	0	1	0	0						
Alex Gonzalez, R OBP: 0.328, SLG: 0.435		0-3 K			0-2 F7		2-0 G6-3		0-1 HR		4	1	1	2	0	1	2					
<b>Inning Stats</b>	R: 0 E: 0 K: 2 S: 12	H: 0 LOB: 1 BB: 1 P: 19	R: 0 E: 0 K: 2 S: 11	H: 2 LOB: 0 BB: 0 P: 13	R: 1 E: 0 K: 1 S: 9	H: 2 LOB: 1 BB: 0 P: 12	R: 0 E: 0 K: 0 S: 7	H: 1 LOB: 0 BB: 0 P: 8	R: 0 E: 0 K: 2 S: 14	H: 3 LOB: 2 BB: 0 P: 19	R: 0 E: 0 K: 0 S: 9	H: 1 LOB: 1 BB: 0 P: 12	R: 0 E: 0 K: 0 S: 5	H: 0 LOB: 0 BB: 0 P: 8	R: 0 E: 0 K: 1 S: 14	H: 1 LOB: 1 BB: 0 P: 20	R: 2 E: 0 K: 0 S: 9	H: 1 LOB: 0 BB: 1 P: 16	1B: 7 2B: 2 3B: 0 HR: 2	SF: 0 SAC: 0 DP: 1 HBP: 0	WP: 0 PB: 0 SB: 1 CS: 0	PA: 38
<b>PITCHER</b>	IP WLS BF H R ER SO BB IBB HBP BLK WP HR S P ERA WHIP	IP WLS BF H R ER SO BB IBB HBP BLK WP HR S P ERA WHIP	IP WLS BF H R ER SO BB IBB HBP BLK WP HR S P ERA WHIP	IP WLS BF H R ER SO BB IBB HBP BLK WP HR S P ERA WHIP	IP WLS BF H R ER SO BB IBB HBP BLK WP HR S P ERA WHIP	IP WLS BF H R ER SO BB IBB HBP BLK WP HR S P ERA WHIP	IP WLS BF H R ER SO BB IBB HBP BLK WP HR S P ERA WHIP	IP WLS BF H R ER SO BB IBB HBP BLK WP HR S P ERA WHIP	IP WLS BF H R ER SO BB IBB HBP BLK WP HR S P ERA WHIP	IP WLS BF H R ER SO BB IBB HBP BLK WP HR S P ERA WHIP	IP WLS BF H R ER SO BB IBB HBP BLK WP HR S P ERA WHIP	IP WLS BF H R ER SO BB IBB HBP BLK WP HR S P ERA WHIP	IP WLS BF H R ER SO BB IBB HBP BLK WP HR S P ERA WHIP	IP WLS BF H R ER SO BB IBB HBP BLK WP HR S P ERA WHIP	IP WLS BF H R ER SO BB IBB HBP BLK WP HR S P ERA WHIP	IP WLS BF H R ER SO BB IBB HBP BLK WP HR S P ERA WHIP	IP WLS BF H R ER SO BB IBB HBP BLK WP HR S P ERA WHIP	IP WLS BF H R ER SO BB IBB HBP BLK WP HR S P ERA WHIP	IP WLS BF H R ER SO BB IBB HBP BLK WP HR S P ERA WHIP	IP WLS BF H R ER SO BB IBB HBP BLK WP HR S P ERA WHIP		
CC Sabathia, L ERA: 3.64	(1, 1)	8.0	W	33	10	1	1	8	1	0	0	0	0	0	0	0	0	1	81	111	1.12	1.375
Fernando Cabrera, R ERA: 5.97	(9, 1)	1.0	5	1	2	2	0	1	0	0	0	0	0	0	0	0	0	1	9	16	18.00	2.000

AB	36
R	3
H	11
RBI	3
BB	2
SO	8
LOB	14









Batter	1	2	3	4	5	6	7	8	9	AB	R	H	RBI	BB	SO	LOB	TOP					
24 Grady Sizemore, L (1, 8) OBP: 0.380, SLG: 0.524										5	0	0	0	0	2	0	<b>Cleveland Indians @ Boston Red Sox</b> Fenway Park, Boston, MA Thu Aug 03 2006, 7:05 PM EDT Att: 36,557 - Partly Cloudy - 75 F					
7 Joe Inglett, L (1, 4) OBP: 0.388, SLG: 0.516										5	1	2	0	0	0	0						
48 Travis Hafner, L (1, 10) OBP: 0.428, SLG: 0.628										3	1	3	2	1	0	0						
41 Victor Martinez, S (1, 2) OBP: 0.372, SLG: 0.466										3	1	1	0	1	2	2						
Casey Blake, R (1, 3) OBP: 0.386, SLG: 0.532										4	1	2	0	0	0	3						
Todd Hollandsworth, L (1, 7) OBP: 0.258, SLG: 0.451										4	1	1	0	0	0	2						
17 Shin-Soo Choo, L (1, 9) OBP: 0.310, SLG: 0.480										4	1	1	4	0	1	0						
27 Hector Luna, R (1, 6) OBP: 0.344, SLG: 0.405										4	0	1	0	0	1	0						
Aaron Boone, R (1, 5) OBP: 0.309, SLG: 0.368										4	1	1	1	0	0	1						
<b>Inning Stats</b>	R: 0 E: 0 K: 2 S: 14	H: 1 LOB: 1 BB: 0 P: 20	R: 0 E: 0 K: 0 S: 4	H: 0 LOB: 3 BB: 0 P: 5	R: 1 E: 0 K: 0 S: 7	H: 1 LOB: 0 BB: 0 P: 10	R: 0 E: 0 K: 1 S: 10	H: 2 LOB: 1 BB: 0 P: 15	R: 0 E: 0 K: 0 S: 5	H: 0 LOB: 0 BB: 0 P: 7	R: 6 E: 0 K: 0 S: 21	H: 7 LOB: 0 BB: 0 P: 31	R: 0 E: 0 K: 1 S: 8	H: 1 LOB: 2 BB: 2 P: 20	R: 0 E: 0 K: 2 S: 7	H: 0 LOB: 0 BB: 0 P: 11	R: 0 E: 0 K: 0 S: 12	H: 0 LOB: 0 BB: 0 P: 16	1B: 8 2B: 2 3B: 0 HR: 3	SF: 0 SAC: 0 DP: 3 HBP: 0	WP: 0 PB: 0 SB: 0 CS: 0	PA: 38
<b>PITCHER</b>	IP	WLS	BF	H	R	ER	SO	BB	IBB	HBP	BLK	WP	HR	S	P	ERA	WHIP					
19 Josh Beckett, R (1, 1) ERA: 5.0	6.0	L	27	11	7	7	3	0	0	0	0	0	3	61	88	10.50	1.833					
39 Kyle Snyder, R (7, 1) ERA: 5.93	0.1		4	1	0	0	1	2	0	0	0	0	0	5	15	0.00	9.000					
56 Craig Hansen, R (7, 1) ERA: 4.56	1.2		4	0	0	0	2	0	0	0	0	0	0	10	16	0.00	0.000					
50 Mike Timlin, R (9, 1) ERA: 3.12	1.0		3	0	0	0	0	0	0	0	0	0	0	12	16	0.00	0.000					

Batter	1	2	3	4	5	6	7	8	9	AB	R	H	RBI	BB	SO	LOB	BOTTOM					
20 Kevin Youkilis, R (1, 3) OBP: 0.399, SLG: 0.450										4	1	3	3	0	0	1	<b>Cleveland Indians @ Boston Red Sox</b> Fenway Park, Boston, MA Thu Aug 03 2006, 7:05 PM EDT Att: 36,557 - Partly Cloudy - 75 F					
Mark Loretta, R (1, 4) OBP: 0.353, SLG: 0.385										5	0	1	0	0	0	3						
34 David Ortiz, L (1, 10) OBP: 0.390, SLG: 0.614										4	0	0	0	1	0	1						
Manny Ramirez, R (1, 7) OBP: 0.428, SLG: 0.629										5	0	2	1	0	0	3						
25 Mike Lowell, R (1, 5) OBP: 0.336, SLG: 0.486										4	0	1	0	0	0	2						
28 Doug Mirabeli, R (9, 2) OBP: 0.264, SLG: 0.321										1	0	0	0	0	0	0						
Wily Mo Peña, R (1, 9) OBP: 0.378, SLG: 0.529										4	1	1	0	0	1	1						
Coco Crisp, S (1, 8) OBP: 0.327, SLG: 0.386										4	3	3	0	0	0	0						
Alex Gonzalez, R (1, 6) OBP: 0.335, SLG: 0.444										4	1	3	0	0	0	0						
Ken Huckaby, R (1, 2) OBP: 0.333, SLG: 0.333										3	0	1	1	0	0	3						
13 Alex Cora, L (8, PH) OBP: 0.383, SLG: 0.358 (9, 5)										0	0	0	0	0	0	0						
<b>Inning Stats</b>	R: 1 E: 0 K: 0 S: 12	H: 2 LOB: 1 BB: 0 P: 16	R: 2 E: 0 K: 1 S: 14	H: 4 LOB: 3 BB: 1 P: 24	R: 0 E: 0 K: 0 S: 7	H: 0 LOB: 0 BB: 0 P: 12	R: 0 E: 0 K: 0 S: 6	H: 1 LOB: 0 BB: 0 P: 8	R: 0 E: 0 K: 0 S: 8	H: 1 LOB: 1 BB: 0 P: 11	R: 2 E: 0 K: 0 S: 9	H: 4 LOB: 1 BB: 0 P: 12	R: 0 E: 0 K: 0 S: 9	H: 1 LOB: 1 BB: 0 P: 13	R: 1 E: 0 K: 0 S: 12	H: 2 LOB: 1 BB: 0 P: 22	R: 0 E: 0 K: 0 S: 8	H: 0 LOB: 0 BB: 0 P: 13	1B: 12 2B: 3 3B: 0 HR: 0	SF: 1 SAC: 1 DP: 2 HBP: 0	WP: 0 PB: 0 SB: 0 CS: 0	PA: 41
<b>PITCHER</b>	IP	WLS	BF	H	R	ER	SO	BB	IBB	HBP	BLK	WP	HR	S	P	ERA	WHIP					
37 Jake Westbrook, R (1, 1) ERA: 4.45	8.0	W	38	15	6	6	1	0	0	0	0	0	0	8	118	6.75	1.875					
Jason Davis, R (9, 1) ERA: 4.7	1.0	S	3	0	0	0	0	0	0	0	0	0	0	8	13	0.00	0.000					

AB 36  
R 7  
H 12  
RBI 7  
BB 2  
SO 6  
LOB 8



AB 38  
R 6  
H 15  
RBI 5  
BB 1  
SO 1  
LOB 14





Batter	1	2	3	4	5	6	7	8	9	AB	R	H	RBI	BB	SO	LOB	TOP					
24 Grady Sizemore, L OBP: 0.378, SLG: 0.523										5	1	1	0	0	0	2						
Jason Michaels, R OBP: 0.332, SLG: 0.396 Todd Hollandsworth, L OBP: 0.296, SLG: 0.448										4	0	0	0	0	1	1						
48 Travis Hafner, L OBP: 0.430, SLG: 0.635										4	3	2	1	1	2	0						
41 Victor Martinez, S OBP: 0.377, SLG: 0.472 27 Hector Luna, R OBP: 0.344, SLG: 0.405										4	1	3	1	1	0	0						
Casey Blake, R OBP: 0.386, SLG: 0.528										4	0	1	1	1	0	2						
17 Shin-Soo Choo, L OBP: 0.333, SLG: 0.552										4	1	2	2	0	0	4						
2 Jhonny Perella, R OBP: 0.326, SLG: 0.388										4	0	0	0	0	1	4						
7 Joe Inglett, L OBP: 0.347, SLG: 0.485										4	0	0	0	0	4	1						
30 Andy Marte, R OBP: 0.125, SLG: 0.125										4	0	2	1	0	0	0						
<b>Inning Stats</b>	R: 3 E: 0 K: 2 S: 15	H: 3 LOB: 1 BB: 1 P: 25	R: 0 E: 0 K: 1 S: 9	H: 0 LOB: 0 BB: 0 P: 13	R: 0 E: 0 K: 1 S: 11	H: 0 LOB: 2 BB: 2 P: 22	R: 0 E: 0 K: 1 S: 9	H: 1 LOB: 1 BB: 0 P: 11	R: 1 E: 0 K: 0 S: 12	H: 1 LOB: 0 BB: 0 P: 19	R: 1 E: 0 K: 1 S: 17	H: 2 LOB: 1 BB: 0 P: 27	R: 1 E: 0 K: 0 S: 13	H: 3 LOB: 2 BB: 0 P: 20	R: 0 E: 0 K: 1 S: 9	H: 0 LOB: 1 BB: 0 P: 13	1B: 6 2B: 4 3B: 0 HR: 1	SF: 0 SAC: 0 DP: 0 HBP: 0	WP: 1 PB: 0 SB: 0 CS: 0	PA: 41		
<b>PITCHER</b>	IP WLS BF H R ER SO BB IBB HBP BLK WP HR S P ERA WHIP	IP WLS BF H R ER SO BB IBB HBP BLK WP HR S P ERA WHIP	IP WLS BF H R ER SO BB IBB HBP BLK WP HR S P ERA WHIP	IP WLS BF H R ER SO BB IBB HBP BLK WP HR S P ERA WHIP	IP WLS BF H R ER SO BB IBB HBP BLK WP HR S P ERA WHIP	IP WLS BF H R ER SO BB IBB HBP BLK WP HR S P ERA WHIP	IP WLS BF H R ER SO BB IBB HBP BLK WP HR S P ERA WHIP	IP WLS BF H R ER SO BB IBB HBP BLK WP HR S P ERA WHIP	IP WLS BF H R ER SO BB IBB HBP BLK WP HR S P ERA WHIP	IP WLS BF H R ER SO BB IBB HBP BLK WP HR S P ERA WHIP	IP WLS BF H R ER SO BB IBB HBP BLK WP HR S P ERA WHIP	IP WLS BF H R ER SO BB IBB HBP BLK WP HR S P ERA WHIP	IP WLS BF H R ER SO BB IBB HBP BLK WP HR S P ERA WHIP	IP WLS BF H R ER SO BB IBB HBP BLK WP HR S P ERA WHIP	IP WLS BF H R ER SO BB IBB HBP BLK WP HR S P ERA WHIP	IP WLS BF H R ER SO BB IBB HBP BLK WP HR S P ERA WHIP	IP WLS BF H R ER SO BB IBB HBP BLK WP HR S P ERA WHIP	IP WLS BF H R ER SO BB IBB HBP BLK WP HR S P ERA WHIP	IP WLS BF H R ER SO BB IBB HBP BLK WP HR S P ERA WHIP	IP WLS BF H R ER SO BB IBB HBP BLK WP HR S P ERA WHIP	IP WLS BF H R ER SO BB IBB HBP BLK WP HR S P ERA WHIP	IP WLS BF H R ER SO BB IBB HBP BLK WP HR S P ERA WHIP

Cleveland Indians @ Detroit Tigers  
Comerica Park, Detroit, MI  
Fri Aug 04 2006, 7:05 PM EDT  
Att: 41,502 - Partly Cloudy - 82 F

AB 38  
R 6  
H 11  
RBI 6  
BB 3  
SO 8  
LOB 14



Batter	1	2	3	4	5	6	7	8	9	AB	R	H	RBI	BB	SO	LOB	BOTTOM						
28 Curtis Granderson, L OBP: 0.363, SLG: 0.444										4	0	0	0	0	0	2							
14 Placido Polanco, R OBP: 0.331, SLG: 0.369										4	2	2	1	0	1	0							
Ivan Rodriguez, R OBP: 0.336, SLG: 0.448										3	1	2	1	1	0	0							
30 Magglio Ordonez, R OBP: 0.347, SLG: 0.471										4	0	0	0	0	0	4							
9 Carlos Guillen, S OBP: 0.397, SLG: 0.511										3	1	1	1	0	0	0							
Craig Monroe, R OBP: 0.303, SLG: 0.499										3	2	1	2	1	0	0							
33 Marcus Thames, R OBP: 0.347, SLG: 0.576 24 Brent Clevlen, R OBP: 0.700, SLG: 1.500										4	0	1	0	0	2	2							
Sean Casey, L OBP: 0.368, SLG: 0.413										3	0	1	2	0	0	1							
15 Brandon Inge, R OBP: 0.300, SLG: 0.472										3	1	1	0	0	2	1							
<b>Inning Stats</b>	R: 0 E: 0 K: 0 S: 6	H: 0 LOB: 1 BB: 1 P: 12	R: 0 E: 0 K: 0 S: 14	H: 1 LOB: 0 BB: 0 P: 17	R: 0 E: 0 K: 2 S: 9	H: 0 LOB: 0 BB: 0 P: 15	R: 0 E: 0 K: 0 S: 9	H: 1 LOB: 0 BB: 0 P: 12	R: 0 E: 0 K: 1 S: 6	H: 0 LOB: 0 BB: 0 P: 7	R: 2 E: 0 K: 0 S: 6	H: 2 LOB: 0 BB: 0 P: 11	R: 2 E: 0 K: 1 S: 12	H: 2 LOB: 1 BB: 1 P: 22	R: 3 E: 0 K: 1 S: 18	H: 3 LOB: 0 BB: 0 P: 24	1B: 4 2B: 3 3B: 1 HR: 1	SF: 1 SAC: 0 DP: 1 HBP: 0	WP: 0 PB: 0 SB: 0 CS: 0	PA: 34			
<b>PITCHER</b>	IP WLS BF H R ER SO BB IBB HBP BLK WP HR S P ERA WHIP	IP WLS BF H R ER SO BB IBB HBP BLK WP HR S P ERA WHIP	IP WLS BF H R ER SO BB IBB HBP BLK WP HR S P ERA WHIP	IP WLS BF H R ER SO BB IBB HBP BLK WP HR S P ERA WHIP	IP WLS BF H R ER SO BB IBB HBP BLK WP HR S P ERA WHIP	IP WLS BF H R ER SO BB IBB HBP BLK WP HR S P ERA WHIP	IP WLS BF H R ER SO BB IBB HBP BLK WP HR S P ERA WHIP	IP WLS BF H R ER SO BB IBB HBP BLK WP HR S P ERA WHIP	IP WLS BF H R ER SO BB IBB HBP BLK WP HR S P ERA WHIP	IP WLS BF H R ER SO BB IBB HBP BLK WP HR S P ERA WHIP	IP WLS BF H R ER SO BB IBB HBP BLK WP HR S P ERA WHIP	IP WLS BF H R ER SO BB IBB HBP BLK WP HR S P ERA WHIP	IP WLS BF H R ER SO BB IBB HBP BLK WP HR S P ERA WHIP	IP WLS BF H R ER SO BB IBB HBP BLK WP HR S P ERA WHIP	IP WLS BF H R ER SO BB IBB HBP BLK WP HR S P ERA WHIP	IP WLS BF H R ER SO BB IBB HBP BLK WP HR S P ERA WHIP	IP WLS BF H R ER SO BB IBB HBP BLK WP HR S P ERA WHIP	IP WLS BF H R ER SO BB IBB HBP BLK WP HR S P ERA WHIP	IP WLS BF H R ER SO BB IBB HBP BLK WP HR S P ERA WHIP	IP WLS BF H R ER SO BB IBB HBP BLK WP HR S P ERA WHIP	IP WLS BF H R ER SO BB IBB HBP BLK WP HR S P ERA WHIP	IP WLS BF H R ER SO BB IBB HBP BLK WP HR S P ERA WHIP	IP WLS BF H R ER SO BB IBB HBP BLK WP HR S P ERA WHIP

Cleveland Indians @ Detroit Tigers  
Comerica Park, Detroit, MI  
Fri Aug 04 2006, 7:05 PM EDT  
Att: 41,502 - Partly Cloudy - 82 F

AB 31  
R 7  
H 9  
RBI 7  
BB 2  
SO 5  
LOB 10











Batter	1	2	3	4	5	6	7	8	9	AB	R	H	RBI	BB	SO	LOB	TOP								
24 Grady Sizemore, L (1, 8) OBP: 0.379, SLG: 0.523	P4		G3-6				2B		HBP	3	0	1	0	1	0	1	<b>Cleveland Indians @ Detroit Tigers</b> Comerica Park, Detroit, MI Sun Aug 06 2006, 1:05 PM EDT Att: 39,178 - Sunny - 85 F								
Jason Michaels, R (1, 7) OBP: 0.327, SLG: 0.386	K		F8			P3	41 FC6-4 BB		L3	4	0	0	0	1	1	3									
48 Travis Hafner, L (1, 10) OBP: 0.426, SLG: 0.634	K			K		G6-3			K	4	0	0	0	0	3	3									
41 Victor Martinez, S (1, 3) OBP: 0.375, SLG: 0.470		1B		2B		G6-3	FC6-4			4	0	2	0	0	0	3									
2 Jhonny Peralta, R (1, 6) OBP: 0.323, SLG: 0.384	F8			G6-3					K	4	0	1	0	0	1	2									
17 Shin-Soo Choo, L (1, 9) OBP: 0.386, SLG: 0.514	K			K						4	0	2	0	0	2	2									
10 Kelly Shoppach, R (1, 2) OBP: 0.314, SLG: 0.431		BB							1B	3	0	1	0	1	1	3									
7 Joe Inglett, L (1, 4) OBP: 0.329, SLG: 0.458		G1-3								3	0	0	0	0	1	2									
30 Andy Marte, R (1, 5) OBP: 0.227, SLG: 0.150 Todd Hollandsworth, L (9, PH) OBP: 0.255, SLG: 0.445									G6-3	2	0	1	0	1	0	1									
										1	0	0	0	0	0	0									
<b>Inning Stats</b>	R: 0 E: 0 K: 2 S: 11	H: 0 LOB: 0 BB: 0 P: 17	R: 0 E: 0 K: 1 S: 10	H: 1 LOB: 2 BB: 1 P: 15	R: 0 E: 0 K: 0 S: 7	H: 1 LOB: 0 BB: 0 P: 10	R: 0 E: 0 K: 2 S: 9	H: 1 LOB: 1 BB: 0 P: 14	R: 0 E: 0 K: 0 S: 11	H: 1 LOB: 2 BB: 1 P: 17	R: 0 E: 0 K: 0 S: 13	H: 2 LOB: 2 BB: 0 P: 22	R: 0 E: 0 K: 2 S: 16	H: 1 LOB: 3 BB: 2 P: 28	R: 0 E: 0 K: 2 S: 10	H: 1 LOB: 0 BB: 0 P: 15	R: 0 E: 0 K: 0 S: 8	H: 0 LOB: 1 BB: 0 P: 10	1B: 5 2B: 3 3B: 0 HR: 0	SF: 0 SAC: 1 DP: 1 HBP: 1	WP: 1 PB: 0 SB: 0 CS: 1	PA: 38			
<b>PITCHER</b>	IP	WLS	BF	H	R	ER	SO	BB	IBB	HBP	BLK	WP	HR	S	P	ERA	WHIP								
Wilfredo Ledezma, L (1, 1) ERA: 3.0	5.2	W	24	6	0	0	5	2	0	0	0	0	0	60	93	0.00	1.412								
Jason Grilli, R (6, 1) ERA: 3.89	0.2	H	5	1	0	0	1	2	0	0	0	1	0	12	24	0.00	4.500								
Jamie Walker, L (7, 1) ERA: 1.32	0.2	H	2	0	0	0	1	0	0	0	0	0	0	5	6	0.00	0.000								
56 Fernando Rodney, R (8, 1) ERA: 3.61	1.0	H	3	1	0	0	2	0	0	0	0	0	0	10	15	0.00	1.000								
59 Todd Jones, R (9, 1) ERA: 4.63	1.0	S	4	0	0	0	0	0	0	1	0	0	0	8	10	0.00	0.000								

Batter	1	2	3	4	5	6	7	8	9	AB	R	H	RBI	BB	SO	LOB	BOTTOM								
14 Placido Polanco, R (1, 4) OBP: 0.329, SLG: 0.366	G3									4	0	1	0	0	0	1	<b>Cleveland Indians @ Detroit Tigers</b> Comerica Park, Detroit, MI Sun Aug 06 2006, 1:05 PM EDT Att: 39,178 - Sunny - 85 F								
Craig Monroe, R (1, 10) OBP: 0.305, SLG: 0.496			1B							4	0	2	1	0	1	1									
Ivan Rodriguez, R (1, 3) OBP: 0.353, SLG: 0.450 Sean Casey, L (9, 3) OBP: 0.362, SLG: 0.406	L6									4	0	0	0	0	1	3									
30 Magglio Ordonez, R (1, 9) OBP: 0.346, SLG: 0.474	F7									0	0	0	0	0	0	0									
9 Carlos Guillen, S (1, 6) OBP: 0.397, SLG: 0.508		1B								4	0	1	0	0	0	1									
33 Marcus Thames, R (1, 7) OBP: 0.346, SLG: 0.579 28 Curtis Granderson, L (6, PR) OBP: 0.363, SLG: 0.441		F7								2	0	0	0	1	1	1									
13 Vance Wilson, R (1, 2) OBP: 0.308, SLG: 0.457										0	0	0	0	0	0	0									
15 Brandon Inge, R (1, 5) OBP: 0.302, SLG: 0.471										2	0	0	0	1	2	1									
15 Brandon Inge, R (1, 5) OBP: 0.302, SLG: 0.471										3	1	1	0	0	0	2									
24 Brent Clevlen, R (1, 8) OBP: 0.583, SLG: 1.200										2	0	0	0	0	1	2									
<b>Inning Stats</b>	R: 0 E: 0 K: 0 S: 10	H: 1 LOB: 1 BB: 0 P: 14	R: 0 E: 0 K: 2 S: 17	H: 2 LOB: 2 BB: 0 P: 25	R: 0 E: 0 K: 1 S: 12	H: 1 LOB: 1 BB: 0 P: 17	R: 0 E: 0 K: 2 S: 10	H: 0 LOB: 0 BB: 0 P: 13	R: 1 E: 1 K: 0 S: 8	H: 1 LOB: 1 BB: 0 P: 12	R: 0 E: 0 K: 0 S: 10	H: 1 LOB: 2 BB: 2 P: 21	R: 0 E: 0 K: 1 S: 7	H: 0 LOB: 0 BB: 0 P: 8	R: 0 E: 0 K: 0 S: 6	H: 0 LOB: 0 BB: 0 P: 10	R: 0 E: 0 K: 0 S: 6	H: 0 LOB: 0 BB: 0 P: 10	1B: 5 2B: 0 3B: 1 HR: 0	SF: 0 SAC: 1 DP: 0 HBP: 0	WP: 0 PB: 0 SB: 0 CS: 2	PA: 32			
<b>PITCHER</b>	IP	WLS	BF	H	R	ER	SO	BB	IBB	HBP	BLK	WP	HR	S	P	ERA	WHIP								
CC Sabathia, L (1, 1) ERA: 3.43	7.0	L	29	6	1	0	6	2	0	0	0	0	0	74	110	0.00	1.143								
Brian Sikorski, R (8, 1) ERA: 5.16	1.0		3	0	0	0	0	0	0	0	0	0	0	6	10	0.00	0.000								



Batter	1	2	3	4	5	6	7	8	9	AB	R	H	RBI	BB	SO	LOB	TOP															
6 Maicer Izturis, S OBP: 0.368, SLG: 0.424	L8	G5-3					F9	F8		5	1	1	0	0	0	5	<b>Los Angeles Angels @ Cleveland Indians</b> Jacobs Field, Cleveland, OH Tue Aug 08 2006, 7:05 PM EDT Att: 23,293 - Clear - 73 F  <b>AB</b> 38 <b>R</b> 5 <b>H</b> 11 <b>RBI</b> 5 <b>BB</b> 2 <b>SO</b> 5 <b>LOB</b> 22 															
47 Howie Kendrick, R OBP: 0.336, SLG: 0.431	G1-3				FC1		G3		K	5	0	1	0	0	1	1																
Orlando Cabrera, R OBP: 0.343, SLG: 0.414	K				F4		F8		K	5	0	0	0	0	2	3																
27 Vladimir Guerrero, R OBP: 0.364, SLG: 0.531					P3				G5-3	5	2	2	1	0	0	3																
20 Juan Rivera, R OBP: 0.351, SLG: 0.565					F8				F8	4	1	2	1	0	0	1																
65 Tommy Murphy, S OBP: 0.292, SLG: 0.400										0	0	0	0	0	0	0																
16 Garrett Anderson, L OBP: 0.317, SLG: 0.423										3	1	1	1	1	1	3																
Tim Salmon, R OBP: 0.367, SLG: 0.462										4	0	1	1	0	1	2																
39 Robb Quinlan, R OBP: 0.331, SLG: 0.494										3	0	2	0	0	0	1																
Adam Kennedy, L OBP: 0.317, SLG: 0.372										1	0	1	1	0	0	0																
Mike Napoli, R OBP: 0.380, SLG: 0.469										3	0	0	0	1	0	3																
<b>Inning Stats</b>	R: 0 E: 0 K: 1 S: 7	H: 0 LOB: 0 BB: 0 P: 10	R: 2 E: 0 K: 0 S: 16	H: 4 LOB: 2 BB: 0 P: 24	R: 0 E: 0 K: 0 S: 6	H: 1 LOB: 0 BB: 0 P: 8	R: 1 E: 0 K: 0 S: 11	H: 2 LOB: 1 BB: 0 P: 16	R: 1 E: 1 K: 1 S: 13	H: 2 LOB: 2 BB: 0 P: 16	R: 0 E: 0 K: 0 S: 6	H: 0 LOB: 0 BB: 0 P: 11	R: 0 E: 0 K: 0 S: 7	H: 0 LOB: 0 BB: 0 P: 11	R: 1 E: 0 K: 1 S: 16	H: 2 LOB: 2 BB: 2 P: 29	R: 0 E: 0 K: 2 S: 8	H: 0 LOB: 0 BB: 0 P: 8	1B: 8 2B: 1 3B: 0 HR: 2	SF: 0 SAC: 0 DP: 2 HBP: 0	WP: 0 PB: 0 SB: 3 CS: 0	PA: 40										
<b>PITCHER</b>	IP WLS BF H R ER SO BB IBB HBP BLK WP HR S P ERA WHIP																															
45 Jeremy Sowers, L ERA: 3.93	7.0	30	9	4	3	2	0	0	0	0	0	2	66	96	3.86	1.286																
63 Rafael Betancourt, R ERA: 4.26	1.0	L 7	2	1	1	1	2	0	0	0	0	0	16	29	9.00	4.000																
40 Tom Mastny, R ERA:	1.0	3	0	0	0	2	0	0	0	0	0	0	8	8	0.00	0.000																


Batter	1	2	3	4	5	6	7	8	9	AB	R	H	RBI	BB	SO	LOB	BOTTOM													
24 Grady Sizemore, L OBP: 0.378, SLG: 0.527	L3									4	1	1	1	0	2	2	<b>Los Angeles Angels @ Cleveland Indians</b> Jacobs Field, Cleveland, OH Tue Aug 08 2006, 7:05 PM EDT Att: 23,293 - Clear - 73 F  <b>AB</b> 34 <b>R</b> 4 <b>H</b> 7 <b>RBI</b> 4 <b>BB</b> 2 <b>SO</b> 6 <b>LOB</b> 13 													
Jason Michaels, R OBP: 0.326, SLG: 0.388	F8									4	1	1	0	0	1	2														
48 Travis Hafner, L OBP: 0.423, SLG: 0.627	F7									4	0	0	0	0	1	2														
41 Victor Martinez, S OBP: 0.374, SLG: 0.467										3	1	0	0	1	0	1														
17 Shin-Soo Choo, L OBP: 0.378, SLG: 0.526										3	1	1	1	1	0	1														
27 Hector Luna, R OBP: 0.338, SLG: 0.398										4	0	1	2	0	1	1														
25 Ryan Garko, R OBP: 0.333, SLG: 0.500										4	0	1	0	0	0	1														
7 Joe Inglett, L OBP: 0.338, SLG: 0.474										4	0	2	0	0	0	0														
30 Andy Marte, R OBP: 0.200, SLG: 0.130										3	0	0	0	0	1	2														
Todd Hollandsworth, L OBP: 0.253, SLG: 0.442										1	0	0	0	0	0	1														
<b>Inning Stats</b>	R: 0 E: 0 K: 0 S: 7	H: 0 LOB: 0 BB: 0 P: 12	R: 0 E: 0 K: 0 S: 9	H: 0 LOB: 0 BB: 1 P: 17	R: 0 E: 0 K: 3 S: 19	H: 2 LOB: 2 BB: 0 P: 29	R: 0 E: 0 K: 0 S: 6	H: 0 LOB: 0 BB: 0 P: 13	R: 0 E: 0 K: 0 S: 8	H: 0 LOB: 0 BB: 0 P: 9	R: 4 E: 0 K: 0 S: 19	H: 4 LOB: 1 BB: 1 P: 28	R: 0 E: 0 K: 1 S: 13	H: 0 LOB: 0 BB: 0 P: 18	R: 0 E: 1 K: 1 S: 11	H: 0 LOB: 1 BB: 0 P: 17	R: 0 E: 0 K: 1 S: 12	H: 1 LOB: 1 BB: 0 P: 21	1B: 3 2B: 3 3B: 0 HR: 1	SF: 0 SAC: 0 DP: 0 HBP: 0	WP: 0 PB: 0 SB: 0 CS: 1	PA: 37								
<b>PITCHER</b>	IP WLS BF H R ER SO BB IBB HBP BLK WP HR S P ERA WHIP																													
36 Jered Weaver, R ERA: 2.2	5.2	24	6	4	4	3	2	0	1	63	102	6.35	1.412																	
Brendan Donnelly, R ERA: 4.34	1.1	W 4	0	0	0	1	0	0	0	0	18	24	0.00	0.000																
62 Scot Shields, R ERA: 2.95	1.0	H 4	0	0	0	1	0	0	0	0	11	17	0.00	0.000																
Francisco Rodriguez, R ERA: 2.33	1.0	S 4	1	0	0	1	0	0	0	0	12	21	0.00	1.000																




Batter	1	2	3	4	5	6	7	8	9	AB	R	H	RBI	BB	SO	LOB	TOP			
9 Chone Figgins, S OBP: 0.328, SLG: 0.346	G3-1		1B		1B			BB		3	0	2	0	1	0	0	<b>Los Angeles Angels @ Cleveland Indians</b> Jacobs Field, Cleveland, OH Wed Aug 09 2006, 7:05 PM EDT Att: 18,804 - Clear - 74 F <a href="http://livebaseballscorecards.com">livebaseballscorecards.com</a>			
6 Maicer Izturis, S OBP: 0.365, SLG: 0.420	CS		F7		G4-6-3			G4-6-3		4	0	1	0	0	0	4				
Orlando Cabrera, R OBP: 0.342, SLG: 0.412	1B		K		G5-3			G6-3		4	0	1	0	0	1	2				
27 Vladimir Guerrero, R OBP: 0.366, SLG: 0.531	1B		1B					G6-3		4	0	2	0	0	1	0				
16 Garret Anderson, L OBP: 0.314, SLG: 0.419	L7		G5-3					L3		4	0	0	0	0	0	4				
20 Juan Rivera, R OBP: 0.350, SLG: 0.561			G5-3		L6			G5-3		4	0	1	0	0	1	0				
47 Howie Kendrick, R OBP: 0.336, SLG: 0.429			1B		K					3	0	1	0	0	2	0				
Adam Kennedy, L OBP: 0.314, SLG: 0.369	G5-3		F8					K		3	0	0	0	0	1	2				
José Molina, R OBP: 0.308, SLG: 0.392	G3		G3		G4-6-3			K		3	0	1	0	0	1	1				
<b>Inning Stats</b>	R: 0 E: 0 K: 0 S: 9	H: 3 LOB: 2 BB: 0 P: 14	R: 0 E: 0 K: 0 S: 8	H: 2 LOB: 1 BB: 0 P: 13	R: 0 E: 0 K: 1 S: 13	H: 2 LOB: 2 BB: 0 P: 17	R: 0 E: 0 K: 1 S: 6	H: 0 LOB: 0 BB: 0 P: 6	R: 0 E: 0 K: 0 S: 9	H: 2 LOB: 1 BB: 0 P: 13	R: 0 E: 0 K: 1 S: 10	H: 0 LOB: 0 BB: 0 P: 17	R: 0 E: 0 K: 0 S: 7	H: 0 LOB: 0 BB: 1 P: 11	R: 0 E: 0 K: 1 S: 5	H: 0 LOB: 0 BB: 0 P: 7	1B: 9 2B: 0 3B: 0 HR: 0	SF: 0 SAC: 0 DP: 3 HBP: 0	WP: 0 PB: 0 SB: 0 CS: 1	PA: 33
<b>PITCHER</b> 37 Jake Westbrook, R ERA: 4.18	IP: 9.0 WLS: W BF: 33	H: 9 R: 0 ER: 0 SO: 7	BB: 1 IBB: 0 HBP: 0 BLK: 0	WP: 0 HR: 0 S: 76 P: 111	ERA: 0.00 WHIP: 1.111	<b>PITCHER</b>										IP: 9.0 WLS: W BF: 33	H: 9 R: 0 ER: 0 SO: 7	BB: 1 IBB: 0 HBP: 0 BLK: 0	WP: 0 HR: 0 S: 76 P: 111	ERA: 0.00 WHIP: 1.111

Batter	1	2	3	4	5	6	7	8	9	AB	R	H	RBI	BB	SO	LOB	BOTTOM			
24 Grady Sizemore, L OBP: 0.379, SLG: 0.527	CS		1B		K			G4-3		4	0	2	0	0	1	3	<b>Los Angeles Angels @ Cleveland Indians</b> Jacobs Field, Cleveland, OH Wed Aug 09 2006, 7:05 PM EDT Att: 18,804 - Clear - 74 F <a href="http://livebaseballscorecards.com">livebaseballscorecards.com</a>			
7 Joe Inglett, L OBP: 0.333, SLG: 0.456	G4-3		G1-3		BB			G3-1		3	0	0	1	1	0	3				
48 Travis Hafner, L OBP: 0.421, SLG: 0.622	K		G3		G4-3			BB		3	0	0	0	1	1	3				
41 Victor Martinez, S OBP: 0.377, SLG: 0.469			1B		1B			G4-6-3		4	1	3	0	0	0	1				
2 Johnny Peralta, R OBP: 0.322, SLG: 0.385	1B		K		F8			L4		4	1	1	0	0	1	1				
17 Shin-Soo Choo, L OBP: 0.408, SLG: 0.548			1B		K			1B		4	1	3	1	0	1	1				
27 Hector Luna, R OBP: 0.341, SLG: 0.394	BB		BB		BB			F8		2	1	0	0	2	1	2				
25 Ryan Garko, R OBP: 0.300, SLG: 0.444	SF9		1B		1B			K		3	0	1	1	0	1	1				
30 Andy Marte, R OBP: 0.179, SLG: 0.115	K		FC2		1B			G5-3		3	0	0	0	0	1	5				
<b>Inning Stats</b>	R: 0 E: 0 K: 1 S: 9	H: 1 LOB: 0 BB: 0 P: 16	R: 3 E: 1 K: 1 S: 17	H: 4 LOB: 2 BB: 1 P: 25	R: 0 E: 0 K: 1 S: 11	H: 1 LOB: 0 BB: 0 P: 16	R: 0 E: 0 K: 1 S: 18	H: 2 LOB: 3 BB: 2 P: 29	R: 0 E: 0 K: 2 S: 10	H: 1 LOB: 1 BB: 0 P: 10	R: 0 E: 0 K: 0 S: 5	H: 0 LOB: 0 BB: 1 P: 8	R: 0 E: 0 K: 1 S: 15	H: 1 LOB: 1 BB: 0 P: 23	R: 0 E: 0 K: 1 S: 5	H: 0 LOB: 0 BB: 0 P: 8	1B: 9 2B: 1 3B: 0 HR: 0	SF: 1 SAC: 0 DP: 1 HBP: 0	WP: 0 PB: 0 SB: 1 CS: 1	PA: 35
<b>PITCHER</b> 41 John Lackey, R ERA: 3.33 J.C. Romero, L ERA: 6.14 Kevin Gregg, R ERA: 4.68	IP: 6.0 WLS: L BF: 28	H: 9 R: 4 ER: 3 SO: 6	BB: 3 IBB: 0 HBP: 0 BLK: 0	WP: 0 HR: 0 S: 70 P: 104	ERA: 4.50 WHIP: 2.000	<b>PITCHER</b>										IP: 7.1 WLS: L BF: 30	H: 9 R: 4 ER: 3 SO: 6	BB: 3 IBB: 0 HBP: 0 BLK: 0	WP: 0 HR: 0 S: 70 P: 104	ERA: 4.50 WHIP: 2.000



Batter	1	2	3	4	5	6	7	8	9	AB	R	H	RBI	BB	SO	LOB	TOP				
9 Chone Figgins, S OBP: 0.330, SLG: 0.346	F8		47 1B		K		47 FC6-4 1B	FC1-4-6 47 1B		5	0	2	0	0	1	2	<b>Los Angeles Angels @ Cleveland Indians</b> Jacobs Field, Cleveland, OH Thu Aug 10 2006, 7:05 PM EDT Att: 24,362 - Clear - 77 F  WP: 0 PA: 39 R: 2 H: 13 RBI: 2 BB: 0 SO: 7 LOB: 19 				
47 Howie Kendrick, R OBP: 0.335, SLG: 0.427	P3		1B		K2-3		FC6-4 1B	1B		5	0	2	0	0	1	3					
Orlando Cabrera, R OBP: 0.340, SLG: 0.410 6 Maicer Izturis, S OBP: 0.367, SLG: 0.421	P4		F8		F8			G3-1		3	0	0	0	0	3	2					
27 Vladimir Guerrero, R OBP: 0.365, SLG: 0.530 Mike Napoli, R OBP: 0.378, SLG: 0.466		P4		20 HR		K		P2		3	1	1	0	0	1	0					
20 Juan Rivera, R OBP: 0.353, SLG: 0.572 Curtis Pride, L OBP: 0.556, SLG: 1.111		K		16 G4-6-3 1B				1B		3	1	2	2	0	1	0					
16 Garret Anderson, L OBP: 0.314, SLG: 0.418 65 Tommy Murphy, S OBP: 0.288, SLG: 0.393				G3-1		G4-6-3		K		3	0	1	0	0	1	1					
Tim Salmon, R OBP: 0.360, SLG: 0.451		G4-3		G1-3				F8	L9	4	0	0	0	0	3						
39 Robb Quinlan, R OBP: 0.335, SLG: 0.494			F9	G5-3				9 1B	9	4	0	2	0	0	0	0					
José Molina, R OBP: 0.306, SLG: 0.395			G5-3					K	K	4	0	1	0	0	2	2					
<b>Inning Stats</b>	R: 0 E: 0 K: 0 S: 6	H: 0 LOB: 0 BB: 0 P: 11	R: 0 E: 0 K: 1 S: 7	H: 1 LOB: 1 BB: 0 P: 9	R: 0 E: 0 K: 0 S: 15	H: 2 LOB: 2 BB: 0 P: 23	R: 2 E: 0 K: 0 S: 13	H: 2 LOB: 0 BB: 0 P: 20	R: 0 E: 0 K: 1 S: 12	H: 1 LOB: 1 BB: 0 P: 14	R: 0 E: 0 K: 1 S: 9	H: 1 LOB: 0 BB: 0 P: 11	R: 0 E: 0 K: 1 S: 15	H: 2 LOB: 2 BB: 0 P: 24	R: 0 E: 0 K: 1 S: 11	H: 2 LOB: 2 BB: 0 P: 17		R: 0 E: 0 K: 1 S: 14	H: 2 LOB: 2 BB: 0 P: 20	1B: 10 2B: 2 3B: 0 HR: 1	SF: 0 SAC: 0 DP: 1 HBP: 0
<b>PITCHER</b>	IP	WLS	BF	H	R	ER	SO	BB	IBB	HBP	BLK	WP	HR	S	P	ERA	WHIP				
31 Cliff Lee, L ERA: 4.64	7.0	W	29	9	2	2	5	0	0	0	0	0	1	77	112	2.57	1.286				
55 Roberto Hernandez, R ERA: 5.22	2.0		10	4	0	0	2	0	0	0	0	0	0	25	37	0.00	2.000				

Batter	1	2	3	4	5	6	7	8	9	AB	R	H	RBI	BB	SO	LOB	BOTTOM				
24 Grady Sizemore, L OBP: 0.380, SLG: 0.527 38 Franklin Gutierrez, R OBP: 0.276, SLG: 0.313	K	48 G4-3 2B		2B	G3-1	F8		G6-4-3		4	1	1	0	1	1	0	<b>Los Angeles Angels @ Cleveland Indians</b> Jacobs Field, Cleveland, OH Thu Aug 10 2006, 7:05 PM EDT Att: 24,362 - Clear - 77 F  WP: 1 PA: 46 R: 14 H: 17 RBI: 14 BB: 5 SO: 7 LOB: 20 				
Jason Michaels, R OBP: 0.391, SLG: 0.397	41 BB 17 2B	P4		48 2B	41 1B	G5-3				5	3	3	2	0	2						
48 Travis Hafner, L OBP: 0.423, SLG: 0.631	F7	G4-3		41 1B	17 1B	41 1B	17 FC3-6 HBP			4	3	2	3	0	2						
41 Victor Martinez, S OBP: 0.379, SLG: 0.470	17 2B	F7		2 1B	17 1B	7 FC4-2	17 FC3-6			4	1	2	1	1	0	1					
17 Shin-Soo Choo, L OBP: 0.426, SLG: 0.574	7 1B			K	FC4-2	25 2B	2 1B	FC3-6		5	1	3	3	0	1	1					
2 Jhonny Peralta, R OBP: 0.325, SLG: 0.386	7 1B	BB		G5-3	25 2B	7 FC4-2	1B	K		4	1	2	0	1	1	1					
7 Joe Inglett, L ERA: 7.54 30 Andy Marte, R OBP: 0.172, SLG: 0.111	2B			K	FC4-2	25 2B	1B	K		4	1	1	1	0	2	5					
25 Ryan Garko, R OBP: 0.467, SLG: 0.833	F8			K	24 BB			HR		3	2	2	4	2	0	3					
Aaron Boone, R OBP: 0.307, SLG: 0.366		24 2B	48 G4-3 1B		K		G6-3	F9	P5	5	1	1	0	0	1	3					
<b>Inning Stats</b>	R: 2 E: 0 K: 1 S: 16	H: 3 LOB: 3 BB: 2 P: 31	R: 1 E: 0 K: 0 S: 10	H: 2 LOB: 1 BB: 0 P: 17	R: 0 E: 0 K: 2 S: 8	H: 0 LOB: 0 BB: 0 P: 11	R: 7 E: 0 K: 1 S: 27	H: 6 LOB: 1 BB: 2 P: 50	R: 2 E: 0 K: 1 S: 17	H: 3 LOB: 2 BB: 0 P: 26	R: 1 E: 0 K: 0 S: 10	H: 1 LOB: 0 BB: 0 P: 16	R: 1 E: 0 K: 2 S: 14	H: 2 LOB: 1 BB: 0 P: 24	R: 0 E: 0 K: 0 S: 7	H: 0 LOB: 0 BB: 1 P: 16		1B: 9 2B: 6 3B: 0 HR: 2	SF: 0 SAC: 0 DP: 1 HBP: 1	WP: 1 PB: 0 SB: 0 CS: 0	
<b>PITCHER</b>	IP	WLS	BF	H	R	ER	SO	BB	IBB	HBP	BLK	WP	HR	S	P	ERA	WHIP				
54 Ervin Santana, R ERA: 4.14	0.1	L	2	1	1	1	1	0	0	0	0	0	0	4	5	27.00	3.000				
Kevin Gregg, R ERA: 4.9	3.0		16	4	3	3	3	3	0	0	0	0	0	34	64	9.00	2.333				
J.C. Romero, L ERA: 7.54	0.1		7	5	3	3	0	1	0	0	0	0	0	20	34	81.00	18.000				
Hector Carrasco, R ERA: 4.32	3.0		17	7	7	7	2	0	0	1	0	1	2	40	67	21.00	2.333				
Brendan Donnelly, R ERA: 4.21	1.1		4	0	0	0	1	1	0	0	0	0	0	11	21	0.00	0.750				



Batter	1	2	3	4	5	6	7	8	9	AB	R	H	RBI	BB	SO	LOB	TOP																			
9 David DeJesus, L (1, 7) OBP: 0.372, SLG: 0.449	2-2 FC6-4 15 1B		3-2 F9		1-0 15 1B 24 1B		1-1 F7			4	1	2	0	0	0	0																				
15 Mark Grudzielanek, R (1, 4) OBP: 0.330, SLG: 0.399	1-1 FC6-4 24 2B SF9		0-2 24 G4-6-3 1B		0-1 24 1B		1-2 F9			4	1	2	1	0	0	1																				
24 Mark Teahen, L (1, 5) OBP: 0.360, SLG: 0.514	1-0 SF9		0-0 G4-6-3		2-0 3-H 1-1 1B			0-0 16 G5-4-3 1B		4	0	3	1	0	0	1																				
Emil Brown, R (1, 9) OBP: 0.352, SLG: 0.452	1-0 SF9			1-0 G5-3		1-1 L4		4-0 16 G5-4-3 IBB		2	0	0	1	1	0	2																				
16 Reggie Sanders, R (1, 10) OBP: 0.297, SLG: 0.415	0-1 F7			0-1 G6-3			0-3 K	0-2 G5-4-3		4	0	0	0	0	1	3																				
43 Ryan Shealy, R (1, 3) OBP: 0.306, SLG: 0.326		2-2 F9		1-1 G6-3		0-2 G4-3		3-2 P4		4	0	0	0	0	0	1																				
Paul Bako, L (1, 2) OBP: 0.302, SLG: 0.271		1-1 1B			2-2 L8		4-1 BB		0-0 P6	3	0	1	0	1	0	0																				
4 Angel Berroa, R (1, 6) OBP: 0.265, SLG: 0.345		1-3 K			1-2 2 1B		0-0 G4-3		1-3 K2-3	4	0	1	0	0	2	2																				
2 Joey Gathright, L (1, 8) OBP: 0.313, SLG: 0.258		0-0 G6-3			1-1 E8 9 1B 15 1B		1-2 G4-3		1-1 F9	4	1	1	0	0	0	1																				
<b>Inning Stats</b>	R: 1 E: 0 K: 0 S: 9	H: 2 LOB: 1 BB: 0 P: 14	R: 0 E: 0 K: 1 S: 10	H: 1 LOB: 1 BB: 0 P: 14	R: 0 E: 0 K: 0 S: 8	H: 1 LOB: 0 BB: 0 P: 11	R: 0 E: 0 K: 0 S: 5	H: 0 LOB: 0 BB: 0 P: 7	R: 2 E: 1 K: 0 S: 15	H: 5 LOB: 2 BB: 0 P: 23	R: 0 E: 0 K: 1 S: 10	H: 0 LOB: 1 BB: 1 P: 14	R: 0 E: 0 K: 0 S: 10	H: 0 LOB: 0 BB: 0 P: 13	R: 0 E: 1 K: 0 S: 12	H: 1 LOB: 1 BB: 1 P: 19	R: 0 E: 0 K: 1 S: 6	H: 0 LOB: 0 BB: 0 P: 8	1B: 9 2B: 1 3B: 0 HR: 0	SF: 1 SAC: 0 DP: 2 HBP: 0	WP: 0 PA: 36 PB: 0 SB: 0 CS: 0															
<b>PITCHER</b>	IP WLS BF H R ER SO BB IBB HBP BLK WP HR S P ERA WHIP	IP WLS BF H R ER SO BB IBB HBP BLK WP HR S P ERA WHIP																																		
Paul Byrd, R (1, 1) ERA: 4.72	8.0	33	10	3	3	2	1	1	0	0	0	0	0	0	79	115	3.38	1.375																		
Fernando Cabrera, R (9, 1) ERA: 5.95	1.0	W	3	0	0	0	1	0	0	0	0	0	0	0	6	8	0.00	0.000																		

**Kansas City Royals @ Cleveland Indians**  
 Jacobs Field, Cleveland, OH  
 Fri Aug 11 2006, 7:05 PM EDT  
 Att: 30,929 - Partly Cloudy - 71 F

livebaseballscorecards.com

AB 33  
 R 3  
 H 10  
 RBI 3  
 BB 2  
 SO 3  
 LOB 11



Batter	1	2	3	4	5	6	7	8	9	AB	R	H	RBI	BB	SO	LOB	BOTTOM																			
24 Grady Sizemore, L (1, 8) OBP: 0.380, SLG: 0.530	3-1 48 G4-3 G5-3 1B		2-2 F9			2-3 K			2-1 1-1 2-H 3-H 3B	5	0	2	3	0	2	2																				
Jason Michaels, R (1, 7) OBP: 0.332, SLG: 0.403	1-2 G5-3		3-1 2B			1-0 17 E 2B		2-2 L3		4	1	2	0	0	0	1																				
48 Travis Hafner, L (1, 10) OBP: 0.422, SLG: 0.630	1-2 G4-3		1-1 L7			3-3 K		0-2 2B		4	0	1	0	0	1	3																				
41 Victor Martinez, S (1, 2) OBP: 0.378, SLG: 0.467	1-2 G6-3			2-2 2 G6-4-3 1B		3-3 K		1-1 G1-3		4	0	1	0	0	1	3																				
17 Shin-Soo Choo, L (1, 9) OBP: 0.414, SLG: 0.569		0-0 G6-3		1-3 K		0-0 E9 2-H 2B		2-3 K		4	0	1	1	0	2	2																				
2 Jhonny Peralta, R (1, 6) OBP: 0.325, SLG: 0.385		0-1 1B		0-1 G6-4-3		1-3 K		1-2 G5-3		4	0	1	0	0	1	2																				
25 Ryan Garko, R (1, 3) OBP: 0.474, SLG: 0.733		3-2 F7			2-1 G5-3			3-2 HBP		3	1	1	0	0	0	1																				
Ramón Vázquez, L (1, 4) OBP: 0.267, SLG: 0.284		0-2 F8			1-3 K		0-3 K		0-2 24 3B 1B	4	1	1	0	0	2	2																				
30 Andy Marte, R (1, 5) Aron Boone, R (9, PH) OBP: 0.309, SLG: 0.366			0-0 G1-3		2-1 2B		2-1 F8		4-2 24 3B 1B	3	0	1	0	0	0	1																				
<b>Inning Stats</b>	R: 0 E: 0 K: 0 S: 15	H: 1 LOB: 1 BB: 0 P: 21	R: 0 E: 0 K: 0 S: 9	H: 1 LOB: 1 BB: 0 P: 12	R: 0 E: 0 K: 1 S: 8	H: 1 LOB: 0 BB: 0 P: 14	R: 0 E: 0 K: 1 S: 8	H: 1 LOB: 0 BB: 0 P: 11	R: 0 E: 0 K: 2 S: 11	H: 1 LOB: 1 BB: 0 P: 18	R: 1 E: 1 K: 3 S: 13	H: 2 LOB: 1 BB: 0 P: 21	R: 0 E: 0 K: 2 S: 12	H: 0 LOB: 1 BB: 0 P: 18	R: 0 E: 0 K: 1 S: 12	H: 1 LOB: 1 BB: 0 P: 17	R: 3 E: 0 K: 0 S: 14	H: 3 LOB: 1 BB: 1 P: 22	1B: 5 2B: 5 3B: 1 HR: 0	SF: 0 SAC: 0 DP: 1 HBP: 1	WP: 0 PA: 37 PB: 0 SB: 0 CS: 0															
<b>PITCHER</b>	IP WLS BF H R ER SO BB IBB HBP BLK WP HR S P ERA WHIP	IP WLS BF H R ER SO BB IBB HBP BLK WP HR S P ERA WHIP																																		
Adam Bernero, R (1, 1) ERA: 10.57	5.2	23	7	1	1	5	0	0	0	0	0	0	0	0	61	93	1.59	1.235																		
57 Joel Peralta, R (6, 1) ERA: 4.29	1.0	H	4	0	0	0	2	0	0	1	0	0	0	0	12	18	0.00	0.000																		
41 Jimmy Gobble, L (7, 1) ERA: 4.63	1.1	H	5	1	0	0	2	0	0	0	0	0	0	0	15	21	0.00	0.750																		
Ambiorix Burgos, R (9, 1) ERA: 5.79	0.1	L	5	3	3	3	0	1	0	0	0	0	0	0	14	22	81.00	12.000																		

**Kansas City Royals @ Cleveland Indians**  
 Jacobs Field, Cleveland, OH  
 Fri Aug 11 2006, 7:05 PM EDT  
 Att: 30,929 - Partly Cloudy - 71 F

livebaseballscorecards.com

AB 35  
 R 4  
 H 11  
 RBI 4  
 BB 1  
 SO 9  
 LOB 17





Batter	1	2	3	4	5	6	7	8	9	AB	R	H	RBI	BB	SO	LOB	TOP								
9 David DeJesus, L (1, 8) OBP: 0.370, SLG: 0.450	1-2 G3		1-0 F7		1-1 G6-3			2-2 15 1B	1-0 SF7	4	1	1	1	0	0	0									
15 Mark Grudzielanek, R (1, 4) OBP: 0.329, SLG: 0.350	1-3 K		1-1 G3			2-2 G4-3		1-1 2B	1-2 F7	5	0	1	1	0	1	2									
29 Mike Sweeney, R (1, 10) OBP: 0.327, SLG: 0.321	0-0 1B		0-3 K			0-1 G6-3		0-3 K		4	0	1	0	0	2	1									
Emil Brown, R (1, 7) OBP: 0.348, SLG: 0.447	1-3 K			0-1 G5-3		1-3 K			2-2 G6-3	4	0	0	0	0	2	1									
24 Mark Teahen, L (1, 5) OBP: 0.364, SLG: 0.524		2-1 3B		2-2 16 F9 1B			0-3 K		1-2 16 E 43 1B	4	1	3	0	0	1	0									
16 Rengie Sanders, R (1, 9) OBP: 0.296, SLG: 0.411		4-2 14 S BB		1-2 F9		2-2 G5-3			2-2 FC4 14 HBP 43 1B	3	1	0	0	1	0	2									
43 Ryan Shealy, R (1, 3) OBP: 0.302, SLG: 0.319		2-2 P2		0-0 F9		0-3 K			1-2 1B 14 HBP 9 SF7	4	1	1	1	0	1	3									
14 John Buck, R (1, 2) OBP: 0.297, SLG: 0.387		3-3 K		1-3 K			0-0 G3-1		2-2 9 SF7 1B	3	0	0	0	0	2	2									
2 Joey Gathright, L (9, PR) OBP: 0.313, SLG: 0.258		1-2 K							1-2 2-3 HBP	0	0	0	0	0	0	0									
Paul Bako, L (9, 2) OBP: 0.302, SLG: 0.271										0	0	0	0	0	0	0									
4 Angel Berroa, R (1, 6) OBP: 0.264, SLG: 0.343		2-2 G5-3					0-0 G4-3		1-0 9 SF7	2	0	0	0	0	0	2									
Esteban German, R (8, PH) OBP: 0.432, SLG: 0.394									1-2 2-3 H	2	0	1	1	0	1	0									
<b>Inning Stats</b>	R: 0 E: 0 K: 2 S: 12	H: 1 LOB: 1 BB: 0 P: 15	R: 0 E: 0 K: 1 S: 18	H: 1 LOB: 2 BB: 1 P: 31	R: 0 E: 0 K: 1 S: 6	H: 0 LOB: 0 BB: 0 P: 8	R: 0 E: 0 K: 0 S: 9	H: 1 LOB: 1 BB: 0 P: 12	R: 0 E: 0 K: 1 S: 6	H: 0 LOB: 0 BB: 0 P: 8	R: 0 E: 0 K: 2 S: 8	H: 0 LOB: 0 BB: 0 P: 11	R: 0 E: 0 K: 2 S: 9	H: 0 LOB: 0 BB: 0 P: 11	R: 1 E: 0 K: 2 S: 12	H: 2 LOB: 1 BB: 0 P: 15	R: 3 E: 1 K: 0 S: 20	H: 3 LOB: 2 BB: 0 P: 31	1B: 6 2B: 1 3B: 1 HR: 0	SF: 1 SAC: 0 DP: 0 HBP: 1	WP: 0 PB: 0 SB: 1 CS: 0	PA: 38			
<b>PITCHER</b>	IP	WLS	BF	H	R	ER	SO	BB	IBB	HBP	BLK	WP	HR	S	P	ERA	WHIP								
CC Sabathia, L (1, 1) ERA: 3.29	8.0		30	5	1	1	10	1	0	0	0	0	0	80	111	1.12	0.750								
Jason Davis, R (9, 1) ERA: 4.73	0.1	H	6	3	3	1	0	0	0	1	0	0	0	16	25	27.00	9.000								
63 Rafael Betancourt, R (9, 1) ERA: 4.19	0.2	W	2	0	0	0	0	0	0	0	0	0	0	4	6	0.00	0.000								

Kansas City Royals @ Cleveland Indians  
Jacobs Field, Cleveland, OH  
Sat Aug 12 2006, 1:05 PM EDT  
Att: 17,079 - Sunny - 73 F

AB 35  
R 4  
H 8  
RBI 4  
BB 1  
SO 10  
LOB 13



Batter	1	2	3	4	5	6	7	8	9	AB	R	H	RBI	BB	SO	LOB	BOTTOM								
24 Grady Sizemore, L (1, 8) OBP: 0.382, SLG: 0.529	0-1 F8		3-3 K			4-2 HR BB		1-0 48 BB 41 BB 1B	4-0 48 1B	3	2	1	0	2	1	0									
Jason Michaels, R (1, 7) OBP: 0.332, SLG: 0.412	1-1 F8			3-2 F8		3-1 HR		1-2 41 BB 2 BB 1B	2-3 K	5	2	2	2	0	1	2									
48 Travis Hafner, L (1, 10) OBP: 0.424, SLG: 0.628	4-2 BB			2-3 K		3-2 G3		4-1 41 BB 2 BB 1B	2-1 1B	3	0	1	1	2	1	0									
41 Victor Martinez, S (1, 2) OBP: 0.379, SLG: 0.465	0-0 F9			4-2 BB		3-3 K		4-1 2 BB 1B		2	0	0	1	2	1	1									
2 Johnny Peralta, R (1, 6) OBP: 0.324, SLG: 0.384		0-3 K		1-2 P5		0-1 G6-3		1-2 2-3 H	1-1 1B	4	0	1	1	0	1	1									
25 Ryan Garko, R (1, 3) OBP: 0.391, SLG: 0.579		0-0 G6-3					3-2 F8	3-1 F8		4	0	0	0	0	1	2									
17 Shin-Soo Choo, L (1, 9) OBP: 0.403, SLG: 0.545		0-2 F7					0-3 K	2-1 F7		4	0	1	0	0	1	2									
27 Hector Luna, R (1, 4) OBP: 0.343, SLG: 0.394			0-2 L5			2-1 1B		1-2 2-3 H	4-0 48 1B SH1-4 BB	3	1	1	0	1	1	1									
30 Andy Marte, R (1, 5) OBP: 0.171, SLG: 0.152			0-1 F7			3-3 K			0-2 SH1-4	3	0	0	0	0	2	2									
Aaron Boone, R (9, PH) OBP: 0.309, SLG: 0.366									1-2	0	0	0	0	0	0	0									
<b>Inning Stats</b>	R: 0 E: 0 K: 0 S: 9	H: 0 LOB: 1 BB: 1 P: 14	R: 0 E: 0 K: 1 S: 7	H: 0 LOB: 0 BB: 0 P: 7	R: 0 E: 0 K: 1 S: 10	H: 0 LOB: 0 BB: 0 P: 13	R: 0 E: 0 K: 1 S: 12	H: 0 LOB: 1 BB: 1 P: 22	R: 0 E: 0 K: 2 S: 13	H: 1 LOB: 1 BB: 0 P: 21	R: 2 E: 0 K: 1 S: 12	H: 1 LOB: 0 BB: 1 P: 25	R: 0 E: 0 K: 3 S: 11	H: 1 LOB: 1 BB: 0 P: 14	R: 2 E: 0 K: 0 S: 13	H: 3 LOB: 2 BB: 2 P: 29	R: 1 E: 0 K: 1 S: 10	H: 1 LOB: 2 BB: 2 P: 22	1B: 6 2B: 0 3B: 0 HR: 1	SF: 0 SAC: 1 DP: 0 HBP: 0	WP: 0 PB: 0 SB: 0 CS: 0	PA: 39			
<b>PITCHER</b>	IP	WLS	BF	H	R	ER	SO	BB	IBB	HBP	BLK	WP	HR	S	P	ERA	WHIP								
45 Odalis Perez, L (1, 1) ERA: 6.54	6.0		23	2	2	2	6	3	0	0	0	0	0	63	102	3.00	0.833								
Scott Dohmann, R (7, 1) ERA: 6.25	1.0		4	1	0	0	3	0	0	0	0	0	0	11	14	0.00	1.000								
Andrew Sisco, L (8, 1) ERA: 7.06	0.0		4	2	2	2	0	2	0	0	0	0	0	7	17	∞	∞								
Ambiorix Burgos, R (8, 1) ERA: 5.88	1.0		3	1	0	0	0	0	0	0	0	0	0	6	12	0.00	1.000								
77 Joe Nelson, R (9, 1) ERA: 3.0	0.2	L	4	0	1	1	1	1	1	0	0	0	0	8	18	13.50	1.500								

Kansas City Royals @ Cleveland Indians  
Jacobs Field, Cleveland, OH  
Sat Aug 12 2006, 1:05 PM EDT  
Att: 17,079 - Sunny - 73 F

AB 31  
R 5  
H 7  
RBI 5  
BB 7  
SO 10  
LOB 11













Batter	1	2	3	4	5	6	7	8	9	AB	R	H	RBI	BB	SO	LOB	TOP										
24 Grady Sizemore, L (1, 8) OBP: 0.385, SLG: 0.534	1-3 K		4-2 BB			0-0 F7			4-2 G4-3 BB	2	1	0	0	2	1	0	<b>Cleveland Indians @ Minnesota Twins</b> Hubert H. Humphrey Metrodome, Minneapolis, MN Tue Aug 15 2006, 8:10 PM EDT Att: 34,854 - Dome - 70 F <a href="http://livebaseballscorecards.com">livebaseballscorecards.com</a>										
Jason Michaels, R (1, 7) OBP: 0.324, SLG: 0.400	2-2 G6-3		0-0 F7			1-1 P3			0-2 G4-3	4	0	0	0	0	0	2											
48 Travis Hafner, L (1, 10) OBP: 0.426, SLG: 0.636	2-2 G4-3					1-0 G5-3			2-0 1B	4	0	1	1	0	0	0											
41 Victor Martinez, S (1, 3)		1-0 L7				1-1 1B			2-2 F8	4	0	1	0	0	0	1											
2 Jhonny Peralta, R (1, 6) OBP: 0.317, SLG: 0.374 17 Shin-Soo Choo, L (9, PH) OBP: 0.388, SLG: 0.533	2-3 K		1-3 K			1-3 K			3-3 K	3	0	0	0	0	3	1											
27 Hector Luna, R (1, 4) OBP: 0.344, SLG: 0.393	1-0 1B		0-1 F7			1-2 1B			1-2 K	3	0	2	0	0	0	1											
10 Kelly Shoppach, R (1, 2) OBP: 0.308, SLG: 0.444	3-3 K					1-3 K			1-3 K	3	0	0	0	0	3	1											
38 Franklin Gutierrez, R (1, 9) OBP: 0.260, SLG: 0.333			0-2 G5-3			1-0 F9			1-3 K	3	0	0	0	0	1	0											
30 Andy Marte, R (1, 5) OBP: 0.171, SLG: 0.132 25 Ryan Garko, R (8, PH) OBP: 0.393, SLG: 0.667 Aaron Boone, R (8, 5) OBP: 0.309, SLG: 0.364	3-3 K		0-3 K			2-2 P3			3-2 F7	2	0	0	0	0	1	0											
<b>Inning Stats</b>	R: 0 E: 0 K: 1 S: 10	H: 0 LOB: 0 BB: 0 P: 15	R: 0 E: 0 K: 2 S: 8	H: 1 LOB: 1 BB: 0 P: 15	R: 0 E: 0 K: 1 S: 9	H: 0 LOB: 1 BB: 1 P: 13	R: 0 E: 0 K: 1 S: 10	H: 1 LOB: 1 BB: 0 P: 12	R: 0 E: 0 K: 0 S: 8	H: 0 LOB: 0 BB: 0 P: 12	R: 0 E: 0 K: 1 S: 4	H: 0 LOB: 0 BB: 0 P: 6	R: 0 E: 0 K: 1 S: 8	H: 1 LOB: 1 BB: 0 P: 11	R: 0 E: 0 K: 2 S: 10	H: 0 LOB: 0 BB: 0 P: 15		R: 1 E: 0 K: 1 S: 15	H: 1 LOB: 1 BB: 1 P: 26	1B: 4 2B: 0 3B: 0 HR: 0	SF: 0 SAC: 0 DP: 0 HBP: 0	WP: 0 PB: 0 SB: 0 CS: 0	PA: 32				
<b>PITCHER</b>	IP	WLS	BF	H	R	ER	SO	BB	IBB	HBP	BLK	WP	HR	S	P	ERA	WHIP										
Johan Santana, L (1, 1) ERA: 3.1	8.0	W	27	3	0	0	9	1	0	0	0	0	0	67	99	0.00	0.500										
36 Joe Nathan, R (9, 1) ERA: 1.99	1.0		5	1	1	1	1	1	0	0	0	0	0	15	26	9.00	2.000										

Batter	1	2	3	4	5	6	7	8	9	AB	R	H	RBI	BB	SO	LOB	BOTTOM										
Luis Castillo, S (1, 4) OBP: 0.343, SLG: 0.368	2-2 G1-3		0-0 SH1-3			3-2 G6-3			2-1 G4-3 1B	3	1	1	0	0	0	0	<b>Cleveland Indians @ Minnesota Twins</b> Hubert H. Humphrey Metrodome, Minneapolis, MN Tue Aug 15 2006, 8:10 PM EDT Att: 34,854 - Dome - 70 F <a href="http://livebaseballscorecards.com">livebaseballscorecards.com</a>										
Jason Tyner, L (1, 7) OBP: 0.352, SLG: 0.347	2-1 1B		1-2 G4-3			1-0 G6-3			1-0 G4-3	4	0	1	0	0	0	2											
7 Joe Mauer, L (1, 2) OBP: 0.443, SLG: 0.522	4-1 1B		1-1 1B			0-1 G4-3			4-0 1B	2	1	1	1	2	0	0											
5 Michael Cuddyer, R (1, 9) OBP: 0.354, SLG: 0.493	2-3 K		3-H G6-3			1-0 1B			2-0 1B	4	1	2	2	0	1	3											
33 Justin Morneau, L (1, 3) OBP: 0.369, SLG: 0.589	2-1 F7					0-0 F7			4-0 1B	3	0	0	0	1	0	3											
Torii Hunter, R (1, 8) OBP: 0.347, SLG: 0.441		3-2 1B				2-3 K			0-0 L4	4	0	2	1	0	1	0											
16 Jason Kubel, L (1, 10) OBP: 0.304, SLG: 0.424	1-0 G6-4-3		1-1 G4-1			1-1 G4-1			1-0 G3	3	0	0	0	0	0	1											
38 Luis Antonio Rodriguez, S (5) OBP: 0.305, SLG: 0.313		3-2 G4-3				2-1 F8			0-3 K	3	0	0	0	0	1	0											
Jason Bartlett, R (1, 6) OBP: 0.424, SLG: 0.470			0-1 1B			0-2 F9			0-0 G6-3	3	1	1	0	0	0	0											
<b>Inning Stats</b>	R: 0 E: 0 K: 1 S: 12	H: 1 LOB: 2 BB: 1 P: 24	R: 0 E: 0 K: 0 S: 10	H: 1 LOB: 0 BB: 0 P: 17	R: 1 E: 0 K: 0 S: 10	H: 2 LOB: 1 BB: 0 P: 13	R: 0 E: 0 K: 1 S: 6	H: 0 LOB: 0 BB: 0 P: 9	R: 0 E: 0 K: 0 S: 9	H: 0 LOB: 0 BB: 0 P: 14	R: 0 E: 0 K: 0 S: 6	H: 1 LOB: 1 BB: 0 P: 8	R: 0 E: 0 K: 1 S: 5	H: 0 LOB: 0 BB: 0 P: 6	R: 3 E: 0 K: 0 S: 6	H: 3 LOB: 2 BB: 2 P: 19		1B: 7 2B: 1 3B: 0 HR: 0	SF: 0 SAC: 1 DP: 1 HBP: 0	WP: 0 PB: 0 SB: 0 CS: 0	PA: 33						
<b>PITCHER</b>	IP	WLS	BF	H	R	ER	SO	BB	IBB	HBP	BLK	WP	HR	S	P	ERA	WHIP										
37 Jake Westbrook, R (1, 1) ERA: 4.2	8.0	L	33	8	4	4	3	1	2	0	0	0	0	64	110	4.50	1.125										



Batter	1	2	3	4	5	6	7	8	9	AB	R	H	RBI	BB	SO	LOB	TOP			
24 Grady Sizemore, L (1, 8) OBP: 0.382, SLG: 0.529	F9		G4-3		G3-1		F9		K	5	0	0	0	0	1	2				
Jason Michaels, R (1, 7) OBP: 0.321, SLG: 0.396	G4-3			F7	K			K		4	0	0	0	0	2	0				
48 Travis Hafner, L (1, 10) OBP: 0.427, SLG: 0.634	K			41 1B 25 1B	G6-3			17 1B BB		3	1	1	0	1	1	0				
41 Victor Martinez, S (1, 2) OBP: 0.382, SLG: 0.467		17 G3 2B		2 2B 7 1B		G4-3		K		4	1	2	0	0	1	1				
17 Shin-Soo Choo, L (1, 9) OBP: 0.380, SLG: 0.516	G3			K		G3-1				4	0	1	0	0	1	3				
25 Ryan Garko, R (1, 3) OBP: 0.375, SLG: 0.607	K			7 1B 2 2B		F8		K		4	0	1	1	0	2	3				
2 Jhonny Perella, R (1, 6) OBP: 0.316, SLG: 0.371	G5-3			7 1B BB						3	0	0	0	1	1	1				
7 Joe Inglett, L (1, 4) OBP: 0.333, SLG: 0.451			F7				27 G3-1 2B		G6-3	4	0	2	1	0	0	0				
27 Hector Luna, R (1, 5) OBP: 0.343, SLG: 0.391			G5-3	L8			G3-1			4	0	1	0	0	0	4				
<b>Inning Stats</b>	R: 0 E: 0 K: 1 S: 8	H: 0 LOB: 0 BB: 0 P: 12	R: 0 E: 0 K: 1 S: 12	H: 1 LOB: 1 BB: 0 P: 15	R: 0 E: 0 K: 0 S: 11	H: 0 LOB: 0 BB: 0 P: 19	R: 2 E: 0 K: 1 S: 22	H: 4 LOB: 3 BB: 1 P: 36	R: 0 E: 0 K: 0 S: 6	H: 0 LOB: 0 BB: 0 P: 10	R: 0 E: 0 K: 1 S: 6	H: 1 LOB: 1 BB: 0 P: 9	R: 0 E: 0 K: 3 S: 13	H: 1 LOB: 2 BB: 1 P: 20	R: 0 E: 0 K: 1 S: 9	H: 1 LOB: 1 BB: 0 P: 12	1B: 6 2B: 2 3B: 0 HR: 0	SF: 0 SAC: 0 DP: 0 HBP: 0	WP: 0 PA: 37 PB: 0 SB: 0 CS: 0	
<b>PITCHER</b>	IP	WLS	BF	H	R	ER	SO	BB	IBB	HBP	BLK	WP	HR	S	P	ERA	WHIP			
Carlos Silva, R (1, 1) ERA: 6.3	5.0		21	5	2	2	4	1	0	0	0	0	0	61	94	3.60	1.200			
26 Jesse Crain, R (6, 1) ERA: 4.45	1.2		6	1	0	0	1	0	0	0	0	0	0	11	17	0.00	0.600			
37 Dennyys Reyes, L (7, 1) ERA: 1.05	1.0		5	1	0	0	2	1	0	0	0	0	0	11	18	0.00	2.000			
17 Pat Neshek, R (8, 1) ERA: 0.9	0.1	W	1	0	0	0	1	0	0	0	0	0	0	3	4	0.00	0.000			
54 Matt Guerrier, R (9, 1) ERA: 3.12	1.0		4	1	0	0	1	0	0	0	0	0	0	9	12	0.00	1.000			

Cleveland Indians @ Minnesota Twins  
Hubert H. Humphrey Metrodome, Minneapolis, MN  
Wed Aug 16 2006, 8:10 PM EDT  
Att: 42,328 - Dome - 70 F

AB 35  
R 2  
H 8  
RBI 2  
BB 2  
SO 9  
LOB 14



Batter	1	2	3	4	5	6	7	8	9	AB	R	H	RBI	BB	SO	LOB	BOTTOM			
Luis Castillo, S (1, 4) OBP: 0.344, SLG: 0.367	7 1B 20 1B BB	G6-3		FC6		K		20 FC6-2 5 HR 1B		4	2	1	1	1	1	6				
20 Lew Ford, R (1, 7) OBP: 0.300, SLG: 0.318	1B		P4		P4		7 FC6-4 1B	FC6-2 5 HR		5	1	2	0	0	0	3				
7 Joe Mauer, L (1, 2) OBP: 0.441, SLG: 0.519	33 G3-6-3 1B		G4-3		G6-3		FC6-4 5 1B	SF7		4	0	1	2	0	0	1				
5 Michael Cuddyer, R (1, 9) OBP: 0.357, SLG: 0.505	K		P4				1B	HR		5	1	3	3	0	1	2				
33 Justin Morneau, L (1, 3) OBP: 0.368, SLG: 0.587	G3-6-3			38 1B 2B	K		L7	F9		5	1	1	0	0	1	6				
Torii Hunter, R (1, 8) OBP: 0.346, SLG: 0.439		K		G1-3			16 CS 1B	G3-1		4	0	1	0	0	1	3				
Josh Rabe, R (1, 10) ERA: 4.61		G3		K			F7			2	0	0	0	0	1	1				
16 Jason Kubel, L (6, PH) OBP: 0.306, SLG: 0.425				K						2	0	1	0	0	0	1				
Jason Tyner, L (8, PR) OBP: 0.352, SLG: 0.347										0	1	0	0	0	0	0				
38 Luis Antonio Rodriguez, S (5) OBP: 0.333, SLG: 0.337		1B						1B		3	0	3	1	1	0	0				
Jason Bartlett, R (1, 6) OBP: 0.435, SLG: 0.481										4	1	4	0	0	0	0				
<b>Inning Stats</b>	R: 1 E: 0 K: 1 S: 13	H: 2 LOB: 1 BB: 1 P: 20	R: 0 E: 0 K: 1 S: 17	H: 2 LOB: 2 BB: 0 P: 21	R: 0 E: 0 K: 0 S: 6	H: 0 LOB: 0 BB: 0 P: 8	R: 1 E: 0 K: 1 S: 26	H: 3 LOB: 2 BB: 0 P: 36	R: 0 E: 0 K: 1 S: 13	H: 1 LOB: 1 BB: 0 P: 19	R: 0 E: 0 K: 1 S: 11	H: 3 LOB: 2 BB: 0 P: 17	R: 0 E: 0 K: 0 S: 10	H: 2 LOB: 2 BB: 0 P: 13	R: 5 E: 0 K: 0 S: 23	H: 4 LOB: 1 BB: 1 P: 34	1B: 14 2B: 2 3B: 0 HR: 1	SF: 1 SAC: 0 DP: 1 HBP: 0	WP: 0 PA: 41 PB: 0 SB: 0 CS: 1	
<b>PITCHER</b>	IP	WLS	BF	H	R	ER	SO	BB	IBB	HBP	BLK	WP	HR	S	P	ERA	WHIP			
31 Cliff Lee, L (1, 1) ERA: 4.61	5.0		23	8	2	2	4	1	0	0	0	0	0	11	17	3.60	1.800			
Fernando Cabrera, R (6, 1) ERA: 5.8	1.0		5	3	0	0	1	0	0	0	0	0	0	12	20	18.00	4.000			
55 Roberto Hernandez, R (7, 1) ERA: 5.39	1.0	L	7	3	2	2	0	1	0	0	0	0	0	17	22	40.50	4.500			
63 Rafael Betancourt, R (8, 1) ERA: 4.81	0.2		5	3	3	3	0	0	0	0	0	0	1	17	22	40.50	4.500			
Andrew Brown, R (8, 1) ERA:	0.1		1	0	0	0	0	0	0	0	0	0	0	4	5	0.00	0.000			

Cleveland Indians @ Minnesota Twins  
Hubert H. Humphrey Metrodome, Minneapolis, MN  
Wed Aug 16 2006, 8:10 PM EDT  
Att: 42,328 - Dome - 70 F

AB 38  
R 7  
H 17  
RBI 7  
BB 2  
SO 5  
LOB 23













Batter	1	2	3	4	5	6	7	8	9	AB	R	H	RBI	BB	SO	LOB	TOP			
24 Grady Sizemore, L (1, 8) OBP: 0.379, SLG: 0.520	F7		G4-3			G3				3	0	0	0	2	0	2	Cleveland Indians @ Tampa Bay Devil Rays Tropicana Field, St. Petersburg, FL Sat Aug 19 2006, 7:15 PM EDT Att: 17,865 - Dome - 72 F <a href="http://livebaseballscorecards.com">livebaseballscorecards.com</a>			
Jason Michaels, R (1, 7) OBP: 0.316, SLG: 0.390	48 BB						G6-3	P3		4	0	1	0	1	1	2				
48 Travis Hafner, L (1, 10) OBP: 0.430, SLG: 0.643	41 G4-6-3				G3					4	1	1	1	1	1	1				
41 Victor Martinez, S (1, 2) OBP: 0.380, SLG: 0.461	G4-6-3									4	1	2	0	1	0	2				
17 Shin-Soo Choo, L (1, 9) OBP: 0.350, SLG: 0.458										4	0	0	0	1	1	4				
25 Ryan Garko, R (1, 3) OBP: 0.356, SLG: 0.500										5	2	2	0	0	0	2				
2 Jhonny Perella, R (1, 6) OBP: 0.320, SLG: 0.378										2	1	2	2	1	0	0				
7 Joe Inglett, L (1, 4) OBP: 0.324, SLG: 0.434										4	0	1	1	0	1	3				
30 Andy Marte, R (1, 5) OBP: 0.283, SLG: 0.354										3	0	2	1	1	0	0				
<b>Inning Stats</b>	R: 0 E: 0 K: 0 S: 8	H: 0 LOB: 1 BB: 2 P: 18	R: 0 E: 0 K: 0 S: 4	H: 0 LOB: 1 BB: 2 P: 14	R: 0 E: 0 K: 1 S: 8	H: 0 LOB: 0 BB: 0 P: 12	R: 3 E: 0 K: 1 S: 23	H: 5 LOB: 2 BB: 1 P: 41	R: 0 E: 0 K: 0 S: 14	H: 1 LOB: 2 BB: 1 P: 24	R: 0 E: 0 K: 0 S: 14	H: 1 LOB: 0 BB: 0 P: 11	R: 1 E: 0 K: 1 S: 14	H: 2 LOB: 2 BB: 1 P: 27	R: 0 E: 0 K: 0 S: 13	H: 1 LOB: 1 BB: 0 P: 17	1B: 8 2B: 1 3B: 1 HR: 1	SF: 0 SAC: 1 DP: 3 HBP: 0	WP: 2 PB: 0 SB: 0 CS: 0	PA: 42
<b>PITCHER</b>	IP WLS BF H R ER SO BB IBB HBP BLK WP HR S P ERA WHIP																			
56 Tim Corcoran, R (1, 1) ERA: 4.13	4.0 L 19 5 3 3 2 5 0 0 0 0 0 0 43 85 6.75 2.500																			
52 Jon Switzer, L (5, 1) ERA: 5.05	1.2 7 2 0 0 1 1 0 0 0 0 0 0 20 34 0.00 1.800																			
22 Shawn Camp, R (6, 1) ERA: 4.5	1.1 6 1 1 1 0 1 0 0 0 0 2 1 14 22 6.75 1.500																			
Dan Miceli, R (8, 1) ERA: 5.09	1.0 6 2 1 1 1 0 1 0 0 0 0 0 14 27 9.00 2.000																			
45 Ruddy Lugo, R (9, 1) ERA: 4.1	1.0 4 1 0 0 0 0 0 0 0 0 0 0 13 17 0.00 1.000																			

Batter	1	2	3	4	5	6	7	8	9	AB	R	H	RBI	BB	SO	LOB	BOTTOM					
5 Rocco Baldelli, R (1, 8) OBP: 0.322, SLG: 0.436	13 G6-3		G4-3			G5-3				4	2	1	0	1	1	1	Cleveland Indians @ Tampa Bay Devil Rays Tropicana Field, St. Petersburg, FL Sat Aug 19 2006, 7:15 PM EDT Att: 17,865 - Dome - 72 F <a href="http://livebaseballscorecards.com">livebaseballscorecards.com</a>					
18 Ben Zobrist, S (1, 6) OBP: 0.234, SLG: 0.311	G3-1									5	0	1	0	0	1	3						
13 Carl Crawford, L (1, 7) OBP: 0.359, SLG: 0.498	G6-3									4	0	1	1	0	1	2						
31 Jonny Gomes, R (1, 10) OBP: 0.331, SLG: 0.440										2	1	1	0	1	0	1						
30 Dioner Navarro, S (1, 2) OBP: 0.346, SLG: 0.360										4	0	2	2	0	0	1						
Travis Lee, L (1, 3) OBP: 0.302, SLG: 0.358	G3-1									3	0	0	0	1	0	3						
Damon Hollins, R (1, 9) OBP: 0.266, SLG: 0.420										3	0	0	0	1	1	2						
3 Jorge Cantu, R (1, 4) OBP: 0.291, SLG: 0.380										4	0	0	0	0	0	5						
Tomas Perez, S (1, 5) OBP: 0.224, SLG: 0.289										3	0	0	0	0	0	0						
14 Greg Norton, S (9, PH) OBP: 0.358, SLG: 0.512										1	0	1	0	0	0	0						
Russell Branyan, L (9, PR) OBP: 0.295, SLG: 0.493										0	0	0	0	0	0	0						
<b>Inning Stats</b>	R: 2 E: 0 K: 0 S: 10	H: 1 LOB: 1 BB: 2 P: 20	R: 0 E: 0 K: 0 S: 5	H: 0 LOB: 0 BB: 0 P: 8	R: 0 E: 0 K: 1 S: 13	H: 1 LOB: 1 BB: 0 P: 20	R: 0 E: 0 K: 0 S: 8	H: 1 LOB: 2 BB: 1 P: 14	R: 0 E: 0 K: 0 S: 5	H: 0 LOB: 0 BB: 0 P: 8	R: 0 E: 0 K: 0 S: 9	H: 1 LOB: 3 BB: 1 P: 17	R: 1 E: 0 K: 0 S: 10	H: 2 LOB: 1 BB: 0 P: 16	R: 0 E: 0 K: 1 S: 8	H: 0 LOB: 0 BB: 0 P: 10	R: 0 E: 0 K: 2 S: 11	H: 1 LOB: 2 BB: 0 P: 15	1B: 5 2B: 3 3B: 0 HR: 0	SF: 0 SAC: 0 DP: 1 HBP: 1	WP: 0 PB: 0 SB: 0 CS: 1	PA: 38
<b>PITCHER</b>	IP WLS BF H R ER SO BB IBB HBP BLK WP HR S P ERA WHIP																					
45 Jeremy Sowers, L (1, 1) ERA: 3.48	6.0 W 26 4 2 2 1 4 0 0 0 0 0 0 10 16 9.00 2.000																					
55 Roberto Hernandez, R (7, 1) ERA: 5.43	1.0 H 5 2 1 1 0 0 0 0 0 0 0 0 10 16 9.00 2.000																					
40 Tom Mastny, R (8, 1) ERA: 1.42	2.0 S 7 1 0 0 3 0 0 0 0 0 0 0 19 25 0.00 0.500																					



Batter	1	2	3	4	5	6	7	8	9	AB R H RBI BB SO LOB	TOP												
24 Grady Sizemore, L OBP: 0.378, SLG: 0.520	P6	K		F8		7 1B 25 1B 2B	48 G3 7 BB 1B		E4 25 BB	6 1 2 0 0 1 3	<b>Cleveland Indians @ Tampa Bay Devil Rays</b> Tropicana Field, St. Petersburg, FL Sun Aug 20 2006, 1:15 PM EDT Att: 19,938 - Dome - 72 F <a href="http://livebaseballscorecards.com">livebaseballscorecards.com</a>												
7 Joe Inglett, L OBP: 0.333, SLG: 0.433	G4-3		K			25 1B 2 HR 1B	48 G3 1B		P6	5 1 2 0 1 1 2													
48 Travis Hafner, L OBP: 0.431, SLG: 0.649				L8		2 HR 1B			F7	5 2 2 1 1 0 5													
25 Ryan Garko, R OBP: 0.412, SLG: 0.581				HR		2 HR 1B				3 3 2 2 2 0 2													
17 Shin-Soo Choo, L OBP: 0.349, SLG: 0.442				2B		2 SH1-4 10 2B HBP			P3	5 1 1 0 1 3 10													
2 Jhonny Peralta, R OBP: 0.321, SLG: 0.385		K				2 SH1-4 10 2B BB				4 1 2 4 0 2 0													
10 Kelly Shoppach, R OBP: 0.325, SLG: 0.468						2 HR			K	5 0 3 2 0 2 2													
38 Franklin Gutierrez, R OBP: 0.264, SLG: 0.326						2 HR			K	5 0 2 0 0 1 3													
30 Andy Marte, R OBP: 0.276, SLG: 0.340						2 HR			P3	5 0 1 0 0 2 5													
						25 BB 24 E 1B						<b>C</b> WP: 0 PA: 50 FB: 0 SB: 0 CS: 0											
<b>Inning Stats</b>	R: 0 E: 0 K: 1 S: 15	H: 1 LOB: 2 BB: 1 P: 23	R: 0 E: 0 K: 3 S: 18	H: 2 LOB: 2 BB: 0 P: 27	R: 2 E: 0 K: 2 S: 20	H: 4 LOB: 1 BB: 0 P: 32	R: 0 E: 0 K: 0 S: 8	H: 1 LOB: 1 BB: 0 P: 13	R: 2 E: 0 K: 2 S: 14	H: 1 LOB: 1 BB: 1 P: 26	R: 5 E: 0 K: 1 S: 19	H: 6 LOB: 1 BB: 1 P: 34	R: 0 E: 0 K: 2 S: 10	H: 1 LOB: 2 BB: 1 P: 18	R: 0 E: 0 K: 2 S: 12	H: 0 LOB: 0 BB: 0 P: 16	R: 0 E: 1 K: 1 S: 13	H: 1 LOB: 3 BB: 1 P: 19	1B: 11 2B: 3 3B: 0 HR: 3	SF: 0 SAC: 1 DP: 1 HBP: 1	WP: 0 PA: 50 FB: 0 SB: 0 CS: 0		
<b>PITCHER</b>	IP WLS BF H R ER SO BB IBB HBP BLK WP HR S P ERA WHIP											<b>PITCHER</b>	IP WLS BF H R ER SO BB IBB HBP BLK WP HR S P ERA WHIP										
Jae Weong Seo, R ERA: 5.13	(1, 1) 2.1 15 7 2 2 5 1 0 0 0 0 2 46 72 7.71 3.429											37 Seth McClung, R ERA: 6.65	(9, 1) 1.0 6 1 0 0 1 1 0 0 0 0 0 6 7 9.00 1.500										
54 Chad Orville, R ERA: 7.29	(3, 1) 2.0 L 10 2 2 2 1 1 0 1 0 0 0 23 42 9.00 1.500																						
22 Shawn Camp, R ERA: 4.45	(5, 1) 0.2 2 0 0 0 2 0 0 0 0 0 0 6 7 0.00 0.000																						
Brian Meadows, R ERA: 5.85	(6, 1) 1.0 9 6 5 5 1 0 1 0 0 0 1 19 34 45.00 6.000																						
45 Ruddy Lugo, R ERA: 3.97	(7, 1) 2.0 8 1 0 0 2 1 0 0 0 0 0 22 34 0.00 1.000																						

Batter	1	2	3	4	5	6	7	8	9	AB R H RBI BB SO LOB	BOTTOM												
5 Rocco Baldelli, R OBP: 0.328, SLG: 0.449	G3-1									5 2 3 0 0 0 0	<b>Cleveland Indians @ Tampa Bay Devil Rays</b> Tropicana Field, St. Petersburg, FL Sun Aug 20 2006, 1:15 PM EDT Att: 19,938 - Dome - 72 F <a href="http://livebaseballscorecards.com">livebaseballscorecards.com</a>												
18 Ben Zobrist, S OBP: 0.232, SLG: 0.303	F8									5 0 1 1 0 0 2													
13 Carl Crawford, L OBP: 0.363, SLG: 0.500										4 0 3 2 1 0 1													
30 Dioner Navarro, S OBP: 0.347, SLG: 0.358										4 0 1 0 1 0 4													
Travis Lee, L OBP: 0.302, SLG: 0.356										2 0 0 0 1 1 4													
Damon Hollins, R OBP: 0.267, SLG: 0.421										2 0 1 0 0 0 2													
31 Jonny Gomes, R OBP: 0.328, SLG: 0.436										4 0 0 0 0 1 4													
Russell Branyan, L OBP: 0.294, SLG: 0.506										4 1 1 1 0 1 4													
3 Jorge Cantu, R OBP: 0.288, SLG: 0.375										4 0 0 0 0 3 2													
Tomas Perez, S OBP: 0.225, SLG: 0.288										4 1 1 0 0 1 0													
<b>Inning Stats</b>	R: 0 E: 0 K: 1 S: 12	H: 1 LOB: 2 BB: 1 P: 21	R: 1 E: 0 K: 2 S: 8	H: 1 LOB: 0 BB: 0 P: 9	R: 1 E: 0 K: 0 S: 7	H: 3 LOB: 1 BB: 0 P: 11	R: 0 E: 0 K: 0 S: 5	H: 0 LOB: 0 BB: 0 P: 9	R: 0 E: 0 K: 0 S: 9	H: 0 LOB: 0 BB: 0 P: 12	R: 0 E: 0 K: 0 S: 9	H: 1 LOB: 2 BB: 1 P: 18	R: 1 E: 0 K: 1 S: 15	H: 2 LOB: 1 BB: 0 P: 19	R: 0 E: 0 K: 3 S: 11	H: 1 LOB: 2 BB: 1 P: 20	R: 1 E: 1 K: 0 S: 17	H: 2 LOB: 2 BB: 0 P: 22	1B: 8 2B: 2 3B: 0 HR: 1	SF: 0 SAC: 0 DP: 1 HBP: 0	WP: 0 PA: 41 FB: 0 SB: 1 CS: 0		
<b>PITCHER</b>	IP WLS BF H R ER SO BB IBB HBP BLK WP HR S P ERA WHIP											<b>PITCHER</b>	IP WLS BF H R ER SO BB IBB HBP BLK WP HR S P ERA WHIP										
37 Jake Westbrook, R ERA: 4.18	(1, 1) 7.0 W 30 8 3 3 4 2 0 0 0 0 0 0 11 20 0.00 2.000																						
Fernando Cabrera, R ERA: 5.66	(8, 1) 1.0 5 1 0 0 3 1 0 0 0 0 0 0 11 20 0.00 2.000																						
63 Rafael Betancourt, R ERA: 4.91	(9, 1) 1.0 6 2 1 1 0 0 0 0 0 0 0 0 17 22 9.00 2.000																						



Batter	1	2	3	4	5	6	7	8	9	AB	R	H	RBI	BB	SO	LOB	TOP								
27 Hector Luna, R OBP: 0.340, SLG: 0.393										4	0	1	0	0	0	2									
Jason Michaels, R OBP: 0.321, SLG: 0.391										4	2	2	0	0	0	0									
48 Travis Hafner, L OBP: 0.433, SLG: 0.655										4	0	3	0	0	1	0									
41 Victor Martinez, S OBP: 0.379, SLG: 0.459										4	0	1	1	0	0	3									
25 Ryan Garko, R OBP: 0.400, SLG: 0.565										3	0	1	1	0	0	3									
2 Johnny Peralta, R OBP: 0.321, SLG: 0.386										4	0	1	0	0	1	2									
38 Franklin Gutierrez, R OBP: 0.296, SLG: 0.333										3	0	1	0	0	0	0									
24 Grady Sizemore, L OBP: 0.377, SLG: 0.519										1	0	0	0	0	1	1									
7 Joe Inglett, L OBP: 0.330, SLG: 0.421										3	0	0	0	1	1	2									
30 Andy Marte, R OBP: 0.262, SLG: 0.321										3	0	0	0	0	1	2									
17 Shin-Soo Choo, L OBP: 0.345, SLG: 0.436										1	0	0	0	0	0	1									
<b>Inning Stats</b>	R: 1 E: 0 K: 0 S: 12	H: 3 LOB: 1 BB: 0 P: 17	R: 0 E: 0 K: 1 S: 9	H: 0 LOB: 0 BB: 0 P: 13	R: 0 E: 0 K: 0 S: 7	H: 0 LOB: 0 BB: 0 P: 10	R: 0 E: 0 K: 1 S: 11	H: 1 LOB: 1 BB: 0 P: 19	R: 0 E: 0 K: 1 S: 9	H: 1 LOB: 1 BB: 0 P: 12	R: 1 E: 0 K: 0 S: 14	H: 2 LOB: 1 BB: 0 P: 20	R: 0 E: 0 K: 0 S: 9	H: 0 LOB: 1 BB: 1 P: 17	R: 0 E: 0 K: 0 S: 10	H: 2 LOB: 1 BB: 0 P: 14	R: 0 E: 0 K: 1 S: 10	H: 1 LOB: 1 BB: 0 P: 15	1B: 7 2B: 3 3B: 0 HR: 0	SF: 1 SAC: 0 DP: 1 HBP: 0	WP: 0 PB: 0 SB: 0 CS: 1	PA: 36			
<b>PITCHER</b>	IP	WLS	BF	H	R	ER	SO	BB	IBB	HBP	BLK	WP	HR	S	P	ERA	WHIP								
45 Odalis Perez, L ERA: 6.11	7.0	W	28	7	2	2	4	1	0	0	1	0	0	71	108	2.57	1.143								
Ambiorix Burgos, R ERA: 5.59	1.0	H	4	2	0	0	0	0	0	0	0	0	0	10	14	0.00	2.000								
77 Joe Nelson, R ERA: 2.7	1.0	S	4	1	0	0	1	0	0	0	0	0	0	10	15	0.00	1.000								

Cleveland Indians @ Kansas City Royals  
Kauffman Stadium, Kansas City, MO

AB 34  
R 2  
H 10  
RBI 2  
BB 1  
SO 5  
LOB 16



WP: 0 PA: 36  
PB: 0  
SB: 0  
CS: 1

Cleveland Indians @ Kansas City Royals  
Kauffman Stadium, Kansas City, MO

AB 27  
R 5  
H 7  
RBI 4  
BB 3  
SO 6  
LOB 11



WP: 1 PA: 33  
PB: 0  
SB: 2  
CS: 0

Batter	1	2	3	4	5	6	7	8	9	AB	R	H	RBI	BB	SO	LOB	BOTTOM								
9 David DeJesus, L OBP: 0.378, SLG: 0.449										3	2	1	0	1	0	1									
15 Mark Grudzielanek, R OBP: 0.334, SLG: 0.469										3	1	0	0	0	2	2									
29 Mike Sweeney, R OBP: 0.328, SLG: 0.325										3	0	0	1	0	1	1									
24 Mark Teahen, L OBP: 0.367, SLG: 0.540										4	2	4	2	0	0	0									
Emil Brown, R OBP: 0.348, SLG: 0.454										3	0	1	0	0	0	1									
2 Joey Gathright, L OBP: 0.322, SLG: 0.267										1	0	0	1	0	0	1									
16 Reggie Sanders, R OBP: 0.306, SLG: 0.430										3	0	0	0	1	1	2									
43 Ryan Shealy, R OBP: 0.323, SLG: 0.374										3	0	0	0	0	1	2									
14 John Buck, R OBP: 0.296, SLG: 0.382										2	0	1	0	1	1	0									
4 Angel Berroa, R OBP: 0.265, SLG: 0.343										2	0	0	0	0	0	1									
<b>Inning Stats</b>	R: 2 E: 0 K: 1 S: 14	H: 2 LOB: 0 BB: 0 P: 16	R: 0 E: 0 K: 2 S: 9	H: 0 LOB: 0 BB: 0 P: 13	R: 0 E: 0 K: 0 S: 7	H: 0 LOB: 0 BB: 0 P: 9	R: 0 E: 0 K: 1 S: 21	H: 1 LOB: 2 BB: 1 P: 32	R: 0 E: 0 K: 1 S: 9	H: 0 LOB: 1 BB: 1 P: 15	R: 1 E: 0 K: 0 S: 15	H: 2 LOB: 0 BB: 0 P: 20	R: 0 E: 0 K: 1 S: 7	H: 1 LOB: 0 BB: 0 P: 10	R: 2 E: 0 K: 0 S: 17	H: 1 LOB: 1 BB: 1 P: 30	1B: 3 2B: 3 3B: 0 HR: 1	SF: 1 SAC: 1 DP: 2 HBP: 1	WP: 1 PB: 0 SB: 2 CS: 0	PA: 33					
<b>PITCHER</b>	IP	WLS	BF	H	R	ER	SO	BB	IBB	HBP	BLK	WP	HR	S	P	ERA	WHIP								
31 Cliff Lee, L ERA: 4.61	6.0	L	24	5	3	3	5	2	0	0	0	0	0	75	105	4.50	1.167								
Andrew Brown, R ERA: 5.4	1.0		5	1	2	2	1	1	0	1	0	0	0	12	20	18.00	2.000								
Brian Sikorski, R ERA: 5.68	1.0		4	1	0	0	0	0	0	0	0	1	0	12	20	0.00	1.000								

WP: 1 PA: 33  
PB: 0  
SB: 2  
CS: 0












Batter	1	2	3	4	5	6	7	8	9	AB	R	H	RBI	BB	SO	LOB	TOP				
8 Neifi Perez, S OBP: 0.254, SLG: 0.324 (1, 6)	F8	L5			K			F8		4	0	0	0	0	1	2					
Craig Monroe, R OBP: 0.311, SLG: 0.501 (1, 10)	G1-3		F7		K			K		4	0	0	0	0	2	0					
Ivan Rodriguez, R OBP: 0.327, SLG: 0.425 (1, 2)	1B		G4-3		K				F7	4	0	1	0	0	1	0					
30 Magglio Ordonez, R OBP: 0.339, SLG: 0.459 (1, 9)	L4		F7		G5-3				K	4	0	0	0	0	1	1					
9 Carlos Guillen, S OBP: 0.388, SLG: 0.494 (1, 3)		1B			F9				L3	4	1	1	0	0	0	0					
33 Marcus Thames, R OBP: 0.344, SLG: 0.580 (1, 7)		2B			G6-3					3	1	1	0	0	0	0					
20 Omar Infante, R OBP: 0.320, SLG: 0.385 (1, 4)		1B			1B					3	0	2	1	0	1	0					
24 Brent Cleven, R OBP: 0.419, SLG: 0.862 (7, PH)		1B			1B					2	0	0	0	0	1	3					
28 Curtis Granderson, L OBP: 0.342, SLG: 0.413 (7, 8)		K			G4-3					1	0	0	0	0	1	0					
15 Brandon Inge, R OBP: 0.306, SLG: 0.452 (1, 5)		1B			L6					3	0	1	1	0	1	0					
<b>Inning Stats</b>	R: 0 E: 0 K: 0 S: 11	H: 1 LOB: 1 BB: 0 P: 15	R: 2 E: 0 K: 1 S: 18	H: 4 LOB: 1 BB: 0 P: 27	R: 0 E: 0 K: 0 S: 6	H: 0 LOB: 0 BB: 0 P: 7	R: 0 E: 0 K: 0 S: 9	H: 1 LOB: 1 BB: 0 P: 14	R: 0 E: 0 K: 2 S: 11	H: 0 LOB: 0 BB: 0 P: 13	R: 0 E: 0 K: 2 S: 8	H: 0 LOB: 0 BB: 0 P: 14	R: 0 E: 0 K: 2 S: 9	H: 0 LOB: 0 BB: 0 P: 13	R: 0 E: 0 K: 1 S: 15	H: 0 LOB: 0 BB: 0 P: 21	1B: 5 2B: 2 3B: 0 HR: 0	SF: 0 SAC: 0 DP: 1 HBP: 0	WP: 0 PB: 0 SB: 1 CS: 0	PA: 32	
<b>PITCHER</b>	IP	WLS	BF	H	R	ER	SO	BB	IBB	HBP	BLK	WP	HR	S	P	ERA	WHIP				
45 Jeremy Sowers, L ERA: 3.44 (1, 1)	6.0	W	23	6	2	2	4	0	0	0	0	0	0	61	85	3.00	1.000				
Fernando Cabrera, R ERA: 5.24 (7, 1)	2.0	H	6	0	0	0	4	0	0	0	0	0	0	17	27	0.00	0.000				
63 Rafael Betancourt, R ERA: 4.57 (9, 1)	1.0	S	3	0	0	0	1	0	0	0	0	0	0	15	21	0.00	0.000				

Detroit Tigers @ Cleveland Indians  
Jacobs Field, Cleveland, OH  
Fri Aug 25 2006, 7:05 PM EDT  
Att: 33,416 - Cloudy - 77 F


AB	32
R	2
H	6
RBI	2
BB	0
SO	9
LOB	6



Batter	1	2	3	4	5	6	7	8	9	AB	R	H	RBI	BB	SO	LOB	BOTTOM				
24 Grady Sizemore, L OBP: 0.377, SLG: 0.522 (1, 8)	G4-3		F8		F8					4	1	2	0	0	0	0					
Casey Blake, R OBP: 0.386, SLG: 0.533 (1, 9)	K		F8		F8					4	0	0	0	0	2	2					
48 Travis Hafner, L OBP: 0.434, SLG: 0.651 (1, 10)	K		IBB		K					2	1	0	0	2	2	0					
41 Victor Martinez, S OBP: 0.378, SLG: 0.463 (1, 3)		K	1B		1B					4	1	2	1	0	1	2					
17 Shin-Soo Choo, L OBP: 0.355, SLG: 0.470 (1, 7)	BB		2B		FC1-6					3	1	1	1	1	1	1					
2 Jhonny Peralta, R OBP: 0.327, SLG: 0.393 (1, 6)	K		2B		1B					4	0	2	1	0	1	1					
10 Kelly Shoppach, R OBP: 0.322, SLG: 0.457 (1, 2)	1B		K		K					4	0	1	0	0	2	2					
7 Joe Inglett, L OBP: 0.331, SLG: 0.418 (1, 4)	1B				G3-1					3	0	1	1	0	0	0					
30 Andy Marte, R OBP: 0.290, SLG: 0.365 (1, 5)	K				G6-3					3	0	0	0	0	2	2					
<b>Inning Stats</b>	R: 0 E: 0 K: 2 S: 8	H: 0 LOB: 0 BB: 0 P: 16	R: 1 E: 0 K: 3 S: 16	H: 2 LOB: 2 BB: 1 P: 26	R: 3 E: 0 K: 1 S: 15	H: 4 LOB: 1 BB: 1 P: 30	R: 0 E: 0 K: 0 S: 9	H: 0 LOB: 0 BB: 0 P: 10	R: 0 E: 0 K: 1 S: 12	H: 1 LOB: 2 BB: 1 P: 17	R: 0 E: 0 K: 1 S: 9	H: 0 LOB: 0 BB: 0 P: 13	R: 0 E: 0 K: 2 S: 12	H: 1 LOB: 2 BB: 1 P: 22	R: 0 E: 0 K: 1 S: 11	H: 1 LOB: 0 BB: 0 P: 16	1B: 6 2B: 3 3B: 0 HR: 0	SF: 0 SAC: 0 DP: 1 HBP: 0	WP: 0 PB: 0 SB: 0 CS: 0	PA: 34	
<b>PITCHER</b>	IP	WLS	BF	H	R	ER	SO	BB	IBB	HBP	BLK	WP	HR	S	P	ERA	WHIP				
38 Jeremy Bonderman, R ERA: 3.92 (1, 1)	6.1	L	27	7	4	4	9	1	1	0	0	0	0	72	117	5.68	1.263				
Jamie Walker, L ERA: 1.49 (7, 1)	1.0		5	1	0	0	2	0	1	0	0	0	0	15	24	0.00	1.000				
Jason Grilli, R ERA: 9.59 (8, 1)	0.2		2	1	0	0	0	0	0	0	0	0	0	5	9	0.00	1.500				

Detroit Tigers @ Cleveland Indians  
Jacobs Field, Cleveland, OH  
Fri Aug 25 2006, 7:05 PM EDT  
Att: 33,416 - Cloudy - 77 F

AB	31
R	4
H	9
RBI	4
BB	3
SO	11
LOB	10





Batter	1	2	3	4	5	6	7	8	9	AB	R	H	RBI	BB	SO	LOB	TOP		
28 Curtis Granderson, L (1.8) OBP: 0.339, SLG: 0.409	G4-3	F8			FC4-6 BB E	F7		G4-3		5	1	0	0	0	0	4	<b>Detroit Tigers @ Cleveland Indians</b> Jacobs Field, Cleveland, OH Sat Aug 26 2006, 7:05 PM EDT Att: 29,138 - Overcast - 83 F		
Craig Monroe, R (1.7) OBP: 0.314, SLG: 0.508	HR		30 G6-4-3 1B		F 30 1B BB		G6-3	L5	4	2	2	1	1	0	0				
Dmitri Young, S (1.10) OBP: 0.313, SLG: 0.450	30 G5-4-3 BB		30 G6-4-3 1B		E7 30 1B		P4	G4-3	4	1	2	1	1	0	0				
30 Magglio Ordonez, R (1.9) OBP: 0.340, SLG: 0.457	G5-4-3		G6-4-3		1B		9 1B BB	G4-3	4	0	1	2	1	0	3				
9 Carlos Guillen, S (1.6) OBP: 0.389, SLG: 0.494		8 1B G5-3	G3-1		F7		1-2 1B		4	1	2	0	0	0	2				
Ivan Rodriguez, R (1.2) OBP: 0.326, SLG: 0.423	G5-3			F8		1-2 1B	G5-3		4	0	1	0	0	0	3				
Sean Casey, L (1.3) OBP: 0.356, SLG: 0.408	F9		L4		F7		L7		4	0	0	0	0	0	3				
8 Neifi Perez, S (1.4) OBP: 0.261, SLG: 0.328		15 1B 2H	L7			15 G1-4-3 1B		BB	3	0	2	1	1	0	0				
15 Brandon Inge, R (1.5) OBP: 0.308, SLG: 0.453					28 FC4-6 1B		G1-4-3	K	4	0	2	0	0	1	2				
<b>Inning Stats</b>	R: 1 E: 0 K: 0 S: 8	H: 1 LOB: 0 BB: 1 P: 17	R: 1 E: 0 K: 0 S: 11	H: 3 LOB: 2 BB: 0 P: 20	R: 0 E: 0 K: 0 S: 6	H: 2 LOB: 1 BB: 0 P: 12	R: 0 E: 0 K: 0 S: 8	H: 0 LOB: 0 BB: 0 P: 12	R: 3 E: 1 K: 0 S: 13	H: 4 LOB: 2 BB: 1 P: 26	R: 0 E: 0 K: 0 S: 10	H: 1 LOB: 0 BB: 0 P: 14	R: 0 E: 0 K: 1 S: 7	H: 0 LOB: 1 BB: 1 P: 14	R: 0 E: 0 K: 1 S: 8	H: 0 LOB: 0 BB: 0 P: 9	1B: 11 2B: 0 3B: 0 HR: 1	SF: 0 SAC: 0 DP: 3 HBP: 0	WP: 0 PA: 40 PB: 0 SB: 0 CS: 0
<b>PITCHER</b>	IP WLS BF H R ER SO BB IBB HBP BLK WP HR S P ERA WHIP	7.0 W 33 12 5 5 0 3 0 0 0 0 1 63 115 6.43 2.143	1.0 H 4 0 0 0 1 1 0 0 0 0 0 8 16 0.00 1.000	1.0 S 3 0 0 0 0 0 0 0 0 0 0 6 9 0.00 0.000	<b>PITCHER</b>										IP WLS BF H R ER SO BB IBB HBP BLK WP HR S P ERA WHIP				

Batter	1	2	3	4	5	6	7	8	9	AB	R	H	RBI	BB	SO	LOB	BOTTOM		
24 Grady Sizemore, L (1.8) OBP: 0.379, SLG: 0.524	25 F8 1B BB		2B		25 2B 1B	P4		K		4	2	2	0	1	1	1	<b>Detroit Tigers @ Cleveland Indians</b> Jacobs Field, Cleveland, OH Sat Aug 26 2006, 7:05 PM EDT Att: 29,138 - Overcast - 83 F		
Jason Michaels, R (1.7) OBP: 0.323, SLG: 0.398			48 1B 2B		25 2B 2B	K			4	2	3	1	0	1	0				
48 Travis Hafner, L (1.10) OBP: 0.433, SLG: 0.648	F7		2H 1B		K	F8			4	0	1	1	0	1	4				
25 Ryan Garko, R (1.3) OBP: 0.400, SLG: 0.617	F8		K		17 1B 2B	G5-3			4	1	1	2	0	1	3				
17 Shin-Soo Choo, L (1.9) OBP: 0.351, SLG: 0.460	F8		F9		2 1B 7 3B 1B	F8			4	1	1	0	0	0	3				
2 Jhonny Peralta, R (1.6) OBP: 0.326, SLG: 0.391		P4		K	7 3B 1B	K			4	1	1	1	0	2	0				
7 Joe Inglett, L (1.4) OBP: 0.336, SLG: 0.439		K		G4-3	10 SH1-4 1B				4	1	2	2	0	1	0				
10 Kelly Shoppach, R (1.2) OBP: 0.322, SLG: 0.452		K		F8	3H 2-1 1B	SH1-4			3	0	1	1	0	1	0				
30 Andy Marte, R (1.5) OBP: 0.274, SLG: 0.343			F8		K	K			4	0	0	0	0	3	2				
<b>Inning Stats</b>	R: 0 E: 0 K: 0 S: 10	H: 1 LOB: 2 BB: 1 P: 17	R: 0 E: 0 K: 2 S: 8	H: 0 LOB: 0 BB: 0 P: 11	R: 2 E: 0 K: 1 S: 17	H: 3 LOB: 1 BB: 0 P: 28	R: 0 E: 0 K: 1 S: 7	H: 0 LOB: 0 BB: 0 P: 8	R: 6 E: 0 K: 3 S: 31	H: 7 LOB: 1 BB: 0 P: 50	R: 0 E: 0 K: 1 S: 8	H: 0 LOB: 0 BB: 0 P: 12	R: 0 E: 0 K: 1 S: 6	H: 0 LOB: 0 BB: 0 P: 8	R: 0 E: 0 K: 2 S: 10	H: 1 LOB: 1 BB: 0 P: 15	1B: 7 2B: 4 3B: 1 HR: 0	SF: 0 SAC: 1 DP: 0 HBP: 0	WP: 0 PA: 37 PB: 0 SB: 0 CS: 0
<b>PITCHER</b>	IP WLS BF H R ER SO BB IBB HBP BLK WP HR S P ERA WHIP	4.2 L 25 10 8 8 6 1 0 0 0 0 0 19 30 0.00 0.429	2.1 8 1 0 0 3 0 0 0 0 0 0 0 19 30 0.00 0.429	1.0 4 1 0 0 2 0 0 0 0 0 0 0 10 15 0.00 1.000	<b>PITCHER</b>										IP WLS BF H R ER SO BB IBB HBP BLK WP HR S P ERA WHIP				

AB	36
R	5
H	12
RBI	5
BB	4
SO	1
LOB	17



AB	35
R	8
H	12
RBI	8
BB	1
SO	11
LOB	13









Batter	1	2	3	4	5	6	7	8	9	AB R H RBI BB SO LOB	TOP									
3 Reed Johnson, R OBP: 0.403, SLG: 0.511	2-2 8 L9-3 1B		0-0 1B		1-0 2B		0-3 K		1-2 HBP	4 0 3 0 0 1 1	<b>Toronto Blue Jays @ Cleveland Indians</b> Jacobs Field, Cleveland, OH Mon Aug 28 2006, 7:05 PM EDT Att: 19,623 - Drizzlie - 73 F									
8 Russ Adams, L OBP: 0.270, SLG: 0.324	2-1 L9-3 1-1		0-1 F9		1-2 F7		1-1 G3-1		1-0 F9	5 0 0 0 0 0 5										
10 Vernon Wells, R OBP: 0.374, SLG: 0.583	1-1 F8		1-3 K			2-1 25 17 1B 2B				4 1 1 0 0 2 2										
25 Troy Glaus, R OBP: 0.372, SLG: 0.545		2-0 E5 17 9 1B		2-2 P3		0-0 9 17 1B G6-4-3 1B		1-2 P4		4 2 1 0 0 0 0										
17 Lyle Overbay, L OBP: 0.365, SLG: 0.513	3-1 F8 2-3		0-0 1B 2B		0-1 G6-4-3 9 1B 1-2 3-H 1B		2-2 F7			4 1 2 1 0 0 1										
9 Gregg Zaun, S OBP: 0.388, SLG: 0.447	1-1 1B		1-1 F8		0-1 G6-4-3 1-2 2-3 1B		4-2 BB			3 0 2 1 1 0 1										
Bengie Molina, R OBP: 0.312, SLG: 0.441	1-2 L6		1-2 1B		1-2 G6-4-3		1-2 F9			4 0 1 1 0 0 4										
15 Alex Rios, R OBP: 0.345, SLG: 0.496	0-3 K				0-2 G6-3		1-2 F8		0-1 G6-3	4 0 0 0 0 1 2										
6 John McDonald, R OBP: 0.269, SLG: 0.303			0-1 F8		1-3 K		2-1 8 S G3-1 1B		2-1 G6-3	4 0 1 0 0 1 0										
<b>Inning Stats</b>	R: 0 E: 0 K: 0 S: 7	H: 1 LOB: 0 BB: 0 P: 12	R: 1 E: 1 K: 1 S: 13	H: 1 LOB: 1 BB: 0 P: 20	R: 0 E: 0 K: 1 S: 9	H: 1 LOB: 1 BB: 0 P: 10	R: 1 E: 0 K: 0 S: 11	H: 2 LOB: 1 BB: 0 P: 15	R: 0 E: 0 K: 1 S: 13	H: 1 LOB: 1 BB: 0 P: 16		R: 2 E: 0 K: 0 S: 13	H: 4 LOB: 1 BB: 0 P: 17	R: 0 E: 0 K: 2 S: 12	H: 0 LOB: 1 BB: 0 P: 20	R: 0 E: 0 K: 0 S: 8	H: 0 LOB: 1 BB: 0 P: 12	1B: 8 2B: 4 3B: 0 HR: 0	SF: 0 SAC: 0 DP: 2 HBP: 1	WP: 0 PB: 0 SB: 1 CS: 0
<b>PITCHER</b>	IP WLS BF H R ER SO BB IBB HBP BLK WP HR S P ERA WHIP											IP WLS BF H R ER SO BB IBB HBP BLK WP HR S P ERA WHIP								
Paul Byrd, R ERA: 4.74	(1, 1) 5.0 W 24 10 4 3 3 0 0 0 0 0 0 0 60 82 5.40 2.000																			
Fernando Cabrera, R ERA: 5.01	(6, 1) 2.0 H 6 1 0 0 2 0 0 0 0 0 0 0 16 24 0.00 0.500																			
63 Rafael Betancourt, R ERA: 4.47	(8, 1) 1.0 H 4 0 0 0 0 1 0 0 0 0 0 0 12 20 0.00 1.000																			
40 Tom Mastny, R ERA: 0.87	(9, 1) 1.0 S 4 0 0 0 0 0 0 0 1 0 0 0 8 12 0.00 0.000																			

AB	36
R	4
H	11
RBI	3
BB	1
SO	5
LOB	16



Batter	1	2	3	4	5	6	7	8	9	AB R H RBI BB SO LOB	BOTTOM									
24 Grady Sizemore, L OBP: 0.379, SLG: 0.530	0-1 SH1-3 48 G4-3 2B		3-1 G3		3-2 2B	2-1 HR		2-3 K		5 3 3 1 0 1 1	<b>Toronto Blue Jays @ Cleveland Indians</b> Jacobs Field, Cleveland, OH Mon Aug 28 2006, 7:05 PM EDT Att: 19,623 - Drizzlie - 73 F									
Jason Michaels, R OBP: 0.324, SLG: 0.400	0-0 SH1-3 2-3		0-1 1B		0-0 25 2B 2H	1-0 G5-3		0-0 F7		4 1 2 1 0 0 1										
48 Travis Hafner, L OBP: 0.434, SLG: 0.643	2-1 G4-3 3-H		0-0 G4-3		4-0 25 2B 2 SF8 IBB	1-1 41 G3-6-3 1B				3 1 1 1 1 0 1										
41 Victor Martinez, S OBP: 0.378, SLG: 0.462	0-0 2B				4-2 25 2B BB	1-0 F7	1-2 G3-6-3			3 1 1 0 1 0 3										
25 Ryan Garko, R OBP: 0.397, SLG: 0.618	0-1 F9				0-2 1-H 2B	1-0 7 1B 2B	3-2 G4-3			4 0 2 2 0 0 1										
17 Shin-Soo Choo, L OBP: 0.356, SLG: 0.449		4-0 7 8-3 BB		2-0 L6	4-0 7 1B IBB	2-2 G6-3				2 0 0 0 2 0 1										
2 Johnny Peralta, R OBP: 0.323, SLG: 0.388	0-3 K		0-3 G5-3		1-1 G5-3	1-2 SF8	1-2 G6-3			3 0 0 1 0 1 2										
7 Joe Inglett, L OBP: 0.341, SLG: 0.436	2-1 L8-3 1-1		4-2 BB		3-H BB	1-0 1-2 2-3 1B	2-3 K			3 0 1 0 1 1 1										
Aaron Boone, R OBP: 0.313, SLG: 0.371			0-1 G4-3		1-3 K	0-0 L8	3-2 1B			4 0 1 0 0 1 5										
<b>Inning Stats</b>	R: 1 E: 0 K: 0 S: 8	H: 2 LOB: 1 BB: 0 P: 10	R: 0 E: 0 K: 1 S: 6	H: 0 LOB: 0 BB: 1 P: 12	R: 0 E: 0 K: 0 S: 7	H: 1 LOB: 1 BB: 0 P: 10	R: 1 E: 0 K: 1 S: 16	H: 1 LOB: 2 BB: 2 P: 28	R: 3 E: 0 K: 0 S: 12	H: 4 LOB: 3 BB: 2 P: 27		R: 1 E: 0 K: 0 S: 8	H: 2 LOB: 0 BB: 0 P: 13	R: 0 E: 0 K: 0 S: 9	H: 0 LOB: 0 BB: 0 P: 15	R: 0 E: 0 K: 2 S: 10	H: 1 LOB: 1 BB: 0 P: 17	1B: 4 2B: 7 3B: 0 HR: 1	SF: 1 SAC: 1 DP: 2 HBP: 0	WP: 0 PB: 0 SB: 0 CS: 0
<b>PITCHER</b>	IP WLS BF H R ER SO BB IBB HBP BLK WP HR S P ERA WHIP											IP WLS BF H R ER SO BB IBB HBP BLK WP HR S P ERA WHIP								
34 A.J. Burnett, R ERA: 4.53	(1, 1) 7.0 L 34 10 6 6 2 3 2 0 0 0 0 0 66 115 7.71 1.857																			
37 Scott Downs, L ERA: 4.57	(8, 1) 1.0 4 1 0 0 2 0 0 0 0 0 0 10 17 0.00 1.000																			

AB	31
R	6
H	11
RBI	6
BB	5
SO	4
LOB	16










Batter	1	2	3	4	5	6	7	8	9	10	AB	R	H	RBI	BB	SO	LOB	TOP		
3 Reed Johnson, R OBP: 0.402, SLG: 0.595	4-1 FC4-6 BB		0-2 G5-3		2-2 G5-3		2-2 P4		2-3 K	4 0 0 0 1 1 2										
2 Aaron Hill, R OBP: 0.337, SLG: 0.361	1-2 F7		1-2 F8		0-0 1B		3-3 K		0-1 F7	5 1 1 0 0 1 1										
10 Vernon Wells, R OBP: 0.373, SLG: 0.579	0-1 FC4-6 25 BB		3-1 G1-6-3 1B		0-1 1B		1-1 FC5-4 1B		0-0 1B	5 0 3 0 0 0 1										
25 Troy Glaus, R OBP: 0.369, SLG: 0.537	4-2 BB		1-2 P3		1-1 FC5-4 1B		1-3 K		1-1 P2	4 1 0 0 1 1 4										
Bengie Molina, R OBP: 0.309, SLG: 0.435	0-3 K		0-1 G1-6-3		2-0 1B		0-0 F9			4 0 1 1 0 1 3										
17 Lyle Overbay, L OBP: 0.364, SLG: 0.599		1-1 6 CS 1B		3-2 FC6-4 15 S		2-2 FC4-6 15 1B		1-1 P4		4 0 1 0 0 0 2										
15 Alex Rios, R OBP: 0.341, SLG: 0.489		F9		0-1 G5-3		2-1 1B		2-0 F7		4 0 1 1 0 0 2										
Jason Phillips, R OBP: 0.250, SLG: 0.450			1-2 P4		0-1 FC6-4 6 BB		0-0 P4		0-0 2B	2 0 0 0 0 0 2										
9 Gregg Zaun, S OBP: 0.369, SLG: 0.452					2-3 1B					2 0 1 0 0 0 2										
8 Russ Adams, L OBP: 0.270, SLG: 0.324										0 0 0 0 0 0 0										
6 John McDonald, R OBP: 0.265, SLG: 0.294		1-0 CS		2-1 G4-3		4-1 1B		1-2 F7		3 0 0 0 1 0 1										
<b>Inning Stats</b>	R: 0 E: 0 K: 1 S: 12	H: 0 LOB: 2 BB: 2 P: 21	R: 0 E: 0 K: 10 S: 10	H: 1 LOB: 0 BB: 1 P: 16	R: 0 E: 0 K: 0 S: 8	H: 0 LOB: 0 BB: 0 P: 11	R: 0 E: 1 K: 0 S: 13	H: 4 LOB: 2 BB: 1 P: 22	R: 2 E: 0 K: 0 S: 12	H: 0 LOB: 0 BB: 0 P: 13	R: 0 E: 0 K: 1 S: 6	H: 0 LOB: 0 BB: 0 P: 8	R: 0 E: 0 K: 0 S: 8	H: 1 LOB: 1 BB: 0 P: 12	R: 0 E: 0 K: 1 S: 9	H: 1 LOB: 1 BB: 0 P: 12	1B: 7 2B: 1 3B: 0 HR: 0	SF: 0 SAC: 0 DP: 1 HBP: 0	WP: 0 PA: 41	
<b>PITCHER</b>	IP WLS BF H R ER SO BB IBB HBP BLK WP HR S P ERA WHIP	5.2 2.1 2.0	25 7 8	6 0 2	2 0 0	1 2 1	3 0 0	0 0 0	0 0 0	0 0 0	0 0 0	0 0 0	0 0 0	0 0 0	0 0 0	0 0 0	0 0 0	0 0 0	0 0 0	3.18 0.00 0.00
45 Jeremy Sowers, L ERA: 3.42																				
Fernando Cabrera, R ERA: 4.76																				
63 Rafael Betancourt, R ERA: 4.27																				

Toronto Blue Jays @ Cleveland Indians  
Jacobs Field, Cleveland, OH  
Wed Aug 30 2006, 7:05 PM EDT  
Att: 22,065 - Cloudy - 70 F

livebaseballscorecards.com

AB 37  
R 2  
H 8  
RBI 2  
BB 3  
SO 4  
LOB 20




Batter	1	2	3	4	5	6	7	8	9	10	AB	R	H	RBI	BB	SO	LOB	BOTTOM	
24 Grady Sizemore, L OBP: 0.375, SLG: 0.523	1-2 F7		0-1 F9		2-1 G3		1-1 G4-3		4-0 E IBB	4 0 0 0 1 0 2									
Casey Blake, R OBP: 0.380, SLG: 0.517	1-3 K		2-1 P3		1-2 F9		1-2 G6-3		1-1 FC3	5 0 0 0 0 1 4									
48 Travis Hafner, L OBP: 0.437, SLG: 0.662	4-1 17 BB 41 BB BB		1-2 HR		2-1 G5-3		2-2 HR		3-3 K	4 2 2 2 1 1 3									
41 Victor Martinez, S OBP: 0.377, SLG: 0.458	4-2 17 BB BB		0-1 F7		4-1 BB		2-2 1B		1-2 F7	3 0 1 0 2 0 3									
17 Shin-Soo Choo, L OBP: 0.392, SLG: 0.467	4-2 BB		0-1 3B		3-3 K		2-2 L6		1-2 G6-3	3 0 1 0 1 1 2									
Jason Michaels, R OBP: 0.323, SLG: 0.400	1-2 2-3 BB		1-3 K				0-0 G3		1-3 K	5 0 0 0 0 3 5									
25 Ryan Garko, R OBP: 0.402, SLG: 0.581	0-2 F7		0-1 K		0-0 G3		0-3 K		1-3 K	5 0 0 0 0 3 5									
2 Johnny Peralta, R OBP: 0.323, SLG: 0.393		1-1 F7		0-1 P6		0-2 G4-3 1B		0-1 G1-3		2-1 HR	5 1 2 1 0 0 2								
7 Joe Inglett, L OBP: 0.344, SLG: 0.425		4-0 24 F9 30 1B BB		3-3 K		1-2 G4-3		4-0 E SH1-4 BB			2 0 0 0 2 1 1								
30 Andy Marte, R OBP: 0.277, SLG: 0.329		0-1 SAFE SAFE SAFE		0-0 G1-3		0-1 G6-3		1-1 SH1-4			3 0 1 0 0 0 0								
Aaron Boone, R OBP: 0.313, SLG: 0.371		1-2 1B						1-2		0 0 0 0 0 0 0									
<b>Inning Stats</b>	R: 0 E: 0 K: 1 S: 16	H: 0 LOB: 3 BB: 3 P: 30	R: 0 E: 0 K: 0 S: 8	H: 1 LOB: 2 BB: 1 P: 15	R: 1 E: 0 K: 1 S: 12	H: 2 LOB: 1 BB: 0 P: 14	R: 0 E: 0 K: 1 S: 8	H: 0 LOB: 0 BB: 0 P: 13	R: 0 E: 0 K: 0 S: 7	H: 1 LOB: 1 BB: 0 P: 9	R: 1 E: 0 K: 1 S: 16	H: 2 LOB: 1 BB: 0 P: 22	R: 0 E: 1 K: 1 S: 11	H: 0 LOB: 3 BB: 2 P: 25	R: 1 E: 0 K: 1 S: 8	H: 1 LOB: 1 BB: 0 P: 12	1B: 3 2B: 0 3B: 1 HR: 3	SF: 0 SAC: 1 DP: 1 HBP: 0	WP: 0 PA: 43
<b>PITCHER</b>	IP WLS BF H R ER SO BB IBB HBP BLK WP HR S P ERA WHIP	6.1 0.1 0.2 1.0 1.1	27 4 4 6 5	4 0 2 0 0	1 0 1 0 0	4 0 0 1 0	0 0 0 0 0	0 0 0 0 0	0 0 0 0 0	0 0 0 0 0	0 0 0 0 0	0 0 0 0 0	0 0 0 0 0	0 0 0 0 0	0 0 0 0 0	0 0 0 0 0	0 0 0 0 0	0 0 0 0 0	1.42 0.00 13.50 0.00 6.75
28 Shaun Marcum, R ERA: 5.37																			
37 Scott Downs, L ERA: 4.54																			
49 Jeremy Accardo, R ERA: 4.2																			
22 Brandon League, R ERA: 3.14																			
52 B.J. Ryan, L ERA: 1.47																			

Toronto Blue Jays @ Cleveland Indians  
Jacobs Field, Cleveland, OH  
Wed Aug 30 2006, 7:05 PM EDT  
Att: 22,065 - Cloudy - 70 F

livebaseballscorecards.com

AB 35  
R 3  
H 7  
RBI 3  
BB 7  
SO 7  
LOB 22









Batter	1	2	3	4	5	6	7	8	9	AB R H RBI BB SO LOB	TOP				
24 Grady Sizemore, L OBP: 0.380, SLG: 0.539	1-1 HR	1-2 1B 41 SF7		3-3 K		1-3 K			2-3 K	5 2 2 1 0 3 0	<b>Cleveland Indians @ Texas Rangers</b> Ameriquet Field, Arlington, TX Sat Sep 02 2006, 8:05 PM EDT Att: 40,252 - Overcast - 81 F				
Jason Michaels, R OBP: 0.324, SLG: 0.400	3-2 HR	1-3 1B		0-1 F9		1-0 G6-3			1-0 L7	5 1 2 0 0 0 0					
41 Victor Martinez, S OBP: 0.375, SLG: 0.455	1-0 F8	1-1 SF7		2-0 1B 25 BB			3-1 1B 25 C4-6-3		1-1 G3-1	4 0 2 1 0 0 1					
25 Ryan Garko, R OBP: 0.396, SLG: 0.549	2-3 K	4-1 BB FC6-4		1-2 1B			2-1 G4-6-3			3 0 1 0 1 1 2					
Casey Blake, R OBP: 0.379, SLG: 0.508	4-2 HR 2 BB	0-0 BB FC6-4		1-2 1B			1-3 K			3 1 0 0 1 1 4					
2 Jhonny Peralta, R OBP: 0.324, SLG: 0.391	4-1 HR BB		1-2 G6-3		1-2 P4			0-0 G5-3 1B		3 1 1 0 1 0 0					
Kevin Kouzmanoff, R OBP: 0.250, SLG: 1.000	0-0 HR		1-2 G6-3		0-2 G5-3			1-2 G5-3		4 1 1 4 0 0 1					
27 Hector Luna, R OBP: 0.340, SLG: 0.399	1-2 P3		1-1 1B		1-2 G3-1			1-1 G5-3		4 0 1 0 0 0 1					
30 Andy Marte, R OBP: 0.275, SLG: 0.333		0-0 G1		0-2 F9		0-1 G5-3		0-1 G4-3		4 0 0 0 0 0 2					
<b>Inning Stats</b>	R: 5 H: 3 E: 0 K: 1 S: 19	L: 3 BB: 2 P: 35	R: 1 H: 2 E: 0 K: 0 S: 10	R: 0 H: 1 E: 0 K: 0 S: 11	R: 0 H: 2 E: 0 K: 1 S: 11	R: 0 H: 0 E: 0 K: 0 S: 11	R: 0 H: 1 E: 0 K: 1 S: 7	R: 0 H: 1 E: 0 K: 0 S: 8	R: 0 H: 0 E: 0 K: 1 S: 6	R: 0 H: 0 E: 0 K: 1 S: 6	1B: 8 2B: 0 3B: 0 HR: 2	SF: 1 SAC: 0 DP: 1 HBP: 0	WP: 0 PB: 0 SB: 1 CS: 0	PA: 39	
<b>PITCHER</b>	IP WLS BF H R ER SO BB IBB HBP BLK WP HR S P ERA WHIP														
31 Edinson Volquez, R ERA: 6.75	1.2 L 13 5 6 6 1 3 0 0 0 0 0 2 28 53 32.40 4.800														
59 Josh Rupe, R ERA: 2.79	3.1 13 3 0 0 1 0 0 0 0 0 0 0 34 47 0.00 0.900														
39 Scott Feldman, R ERA: 4.5	3.0 10 2 0 0 2 0 0 0 0 0 0 0 21 31 0.00 0.667														
Rick Bauer, R ERA: 3.71	1.0 3 0 0 0 1 0 0 0 0 0 0 0 6 10 0.00 0.000														

AB	35
R	6
H	10
RBI	6
BB	3
SO	5
LOB	11



Batter	1	2	3	4	5	6	7	8	9	AB R H RBI BB SO LOB	BOTTOM				
Gary Matthews, S OBP: 0.366, SLG: 0.492	4-1 1B BB	0-0 G6-3			1-0 1B		1-1 F9		3-1 1B	4 0 2 2 1 0 1	<b>Cleveland Indians @ Texas Rangers</b> Ameriquet Field, Arlington, TX Sat Sep 02 2006, 8:05 PM EDT Att: 40,252 - Overcast - 81 F				
10 Michael Young, R OBP: 0.349, SLG: 0.451	1-2 1B	2-3 K			2-3 K		1-0 P3		1-2 L1	5 0 1 0 0 2 3					
23 Mark Teixeira, S OBP: 0.370, SLG: 0.488	2-2 P2		3-2 F9		1-2 F9		3-2 F8			4 0 0 0 0 0 3					
Carlos Lee, R OBP: 0.350, SLG: 0.540	1-0 F4		1-0 F9			1-0 1B 2B 5 BB		1-1 F8		4 1 1 0 0 0 2					
Mark DeRosa, R OBP: 0.367, SLG: 0.495	2-3 K		0-1 G1-3			1-2 1B 2B 5 BB		2-3 K		4 1 1 0 0 2 2					
9 Hank Blalock, L OBP: 0.342, SLG: 0.425		0-0 F7		1-1 G4-3		1-2 F8		0-0 F8		4 0 0 0 0 0 2					
15 Gerald Laird, R OBP: 0.361, SLG: 0.544		2-2 E6 17 BB 5 2B		2-3 K		0-1 G1-3		1-1 1B 5 2B		4 2 1 0 0 1 2					
5 Ian Kinsler, R OBP: 0.355, SLG: 0.460		0-2 17 BB 2B G6-3		0-1 F7		0-1 1B		1-0 1B		4 1 3 2 0 0 0					
17 Nelson Cruz, R OBP: 0.170, SLG: 0.295		0-0 G6-3 1-3 2H			1-1 F8		1-1 P6		1-1 G5-3	4 0 1 1 0 0 3					
<b>Inning Stats</b>	R: 0 H: 1 E: 0 K: 1 S: 13	L: 1 BB: 1 P: 23	R: 2 H: 2 E: 1 K: 1 S: 14	R: 0 H: 0 E: 0 K: 0 S: 7	R: 0 H: 0 E: 0 K: 1 S: 7	R: 0 H: 1 E: 0 K: 1 S: 9	R: 2 H: 3 E: 0 K: 0 S: 14	R: 0 H: 0 E: 0 K: 1 S: 6	R: 0 H: 0 E: 0 K: 1 S: 6	R: 1 H: 3 E: 0 K: 0 S: 10	1B: 7 2B: 3 3B: 0 HR: 0	SF: 0 SAC: 0 DP: 0 HBP: 0	WP: 0 PB: 0 SB: 0 CS: 0	PA: 38	
<b>PITCHER</b>	IP WLS BF H R ER SO BB IBB HBP BLK WP HR S P ERA WHIP														
31 Cliff Lee, L ERA: 4.63	7.0 W 30 7 4 2 4 1 0 0 0 0 0 0 6 9 2.57 1.143														
Fernando Cabrera, R ERA: 4.68	1.0 H 3 0 0 0 1 0 0 0 0 0 0 0 6 9 0.00 0.000														
40 Tom Mastny, R ERA: 1.46	1.0 S 5 3 1 1 0 0 0 0 0 0 0 0 10 17 9.00 3.000														

AB	37
R	5
H	10
RBI	5
BB	1
SO	5
LOB	18





Batter	1	2	3	4	5	6	7	8	9	AB	R	H	RBI	BB	SO	LOB	TOP										
24 Grady Sizemore, L OBP: 0.377, SLG: 0.536	L1			K		F8			E6 41 DI 41 1B	4	1	0	0	0	1	0	<b>Cleveland Indians @ Texas Rangers</b> Ameriquest Field, Arlington, TX Sun Sep 03 2006, 2:05 PM EDT Att: 19,658 - Overcast - 78 F										
7 Joe Inglett, L OBP: 0.333, SLG: 0.417 27 Hector Luna, R OBP: 0.339, SLG: 0.398	G4-3			K			G4-3		P3	3	0	0	0	0	1	0											
Jason Michaels, R OBP: 0.321, SLG: 0.397	K			F8			P4		L7	4	0	0	0	0	1	1											
41 Victor Martinez, S OBP: 0.376, SLG: 0.458		K			G3					4	0	2	1	0	1	0											
2 Jhonny Peralta, R OBP: 0.325, SLG: 0.390	G4-3				G6-3					3	0	1	0	1	0	0											
Kevin Kouzmanoff, R OBP: 0.290, SLG: 1.000	G5-3									4	1	1	1	0	0	4											
17 Shin-Soo Choo, L OBP: 0.354, SLG: 0.444			K							3	0	0	0	0	2	0											
10 Kelly Shoppach, R OBP: 0.312, SLG: 0.437			K							3	0	0	0	0	2	0											
Aaron Boone, R OBP: 0.310, SLG: 0.368			K							3	0	0	0	0	2	0											
<b>Inning Stats</b>	R: 0 E: 0 K: 1 S: 8	H: 0 LOB: 0 BB: 0 P: 15	R: 0 E: 0 K: 1 S: 10	H: 0 LOB: 0 BB: 0 P: 17	R: 0 E: 0 K: 3 S: 13	H: 0 LOB: 0 BB: 0 P: 20	R: 0 E: 0 K: 2 S: 7	H: 0 LOB: 0 BB: 0 P: 9	R: 1 E: 0 K: 0 S: 8	H: 1 LOB: 0 BB: 0 P: 11	R: 0 E: 0 K: 0 S: 11	H: 0 LOB: 0 BB: 0 P: 17	R: 0 E: 0 K: 1 S: 8	H: 0 LOB: 0 BB: 0 P: 9	R: 1 E: 1 K: 0 S: 12	H: 2 LOB: 2 BB: 0 P: 21	1B: 2 2B: 1 3B: 0 HR: 1	SF: 0 SAC: 0 DP: 0 HBP: 0	WP: 0 PB: 0 SB: 0 CS: 0	PA: 33							
<b>PITCHER</b>	IP	WLS	BF	H	R	ER	SO	BB	IBB	HBP	BLK	WP	HR	S	P	ERA	WHIP										
33 Kevin Millwood, R ERA: 4.49	8.0	W	27	2	1	1	10	1	0	0	0	0	1	73	115	1.12	0.375										
36 C.J. Wilson, L ERA: 3.95	0.2		4	1	1	0	0	0	0	0	0	0	0	7	12	0.00	1.500										
40 Akinori Otsuka, R ERA: 2.1	0.1	S	2	1	0	0	0	0	0	0	0	0	0	5	9	0.00	3.000										

Batter	1	2	3	4	5	6	7	8	9	AB	R	H	RBI	BB	SO	LOB	BOTTOM										
Gary Matthews, S OBP: 0.363, SLG: 0.488	G4-3		P6		F7		FC6-4 10 1B 23 HR		K	5	1	0	1	0	1	3	<b>Cleveland Indians @ Texas Rangers</b> Ameriquest Field, Arlington, TX Sun Sep 03 2006, 2:05 PM EDT Att: 19,658 - Overcast - 78 F										
10 Michael Young, R OBP: 0.350, SLG: 0.451			F9		FC6-4					4	1	2	1	0	0	1											
23 Mark Teixeira, S OBP: 0.371, SLG: 0.495	1B									4	1	2	3	0	0	1											
Carlos Lee, R OBP: 0.351, SLG: 0.538 Jerry Hairston, R OBP: 0.271, SLG: 0.253	L8		2B		F8					3	0	1	0	1	0	2											
9 Hank Blalock, L OBP: 0.341, SLG: 0.423	F7									0	0	0	0	0	0	0											
Mark DeRosa, R OBP: 0.388, SLG: 0.494										4	0	1	0	0	1	2											
5 Ian Kinsler, R OBP: 0.354, SLG: 0.457										3	0	1	0	1	0	1											
15 Gerald Laird, R OBP: 0.359, SLG: 0.538										4	1	1	0	0	0	4											
17 Nelson Cruz, R OBP: 0.196, SLG: 0.313										4	1	1	0	0	1	2											
<b>Inning Stats</b>	R: 0 E: 0 K: 0 S: 11	H: 1 LOB: 1 BB: 0 P: 16	R: 0 E: 0 K: 1 S: 20	H: 2 LOB: 2 BB: 0 P: 27	R: 0 E: 0 K: 0 S: 7	H: 1 LOB: 1 BB: 0 P: 10	R: 0 E: 0 K: 0 S: 5	H: 0 LOB: 0 BB: 0 P: 7	R: 0 E: 0 K: 0 S: 8	H: 1 LOB: 1 BB: 0 P: 9	R: 0 E: 0 K: 0 S: 9	H: 1 LOB: 1 BB: 0 P: 10	R: 5 E: 0 K: 1 S: 20	H: 5 LOB: 3 BB: 2 P: 36	R: 0 E: 0 K: 1 S: 6	H: 0 LOB: 0 BB: 0 P: 8	1B: 9 2B: 1 3B: 0 HR: 1	SF: 0 SAC: 0 DP: 0 HBP: 0	WP: 1 PB: 0 SB: 0 CS: 0	PA: 37							
<b>PITCHER</b>	IP	WLS	BF	H	R	ER	SO	BB	IBB	HBP	BLK	WP	HR	S	P	ERA	WHIP										
Paul Byrd, R ERA: 4.78	6.1	L	29	10	4	4	1	0	0	0	0	0	68	91	5.68	1.579											
Fernando Cabrera, R ERA: 4.86	0.0		2	1	1	1	0	1	0	0	0	0	1	4	8	-	-										
Andrew Brown, R ERA: 3.0	1.2		6	0	0	0	2	1	0	0	0	1	0	14	24	0.00	0.600										





Batter	1	2	3	4	5	6	7	8	9	AB	R	H	RBI	BB	SO	LOB	TOP								
24 Grady Sizemore, L OBP: 0.378, SLG: 0.536	F9		2B				F9	K		5	1	2	0	0	1	3	<b>Cleveland Indians @ Toronto Blue Jays</b> Rogers Centre, Toronto, ON Mon Sep 04 2006, 1:07 PM EDT Att: 27,864 - Partly Cloudy - 66 F								
Casey Blake, R OBP: 0.376, SLG: 0.503	G6-3		K				G6-3			5	0	1	0	0	2	1									
41 Victor Martinez, S OBP: 0.375, SLG: 0.455	G4-3						G1-3			3	0	0	1	1	0	0									
25 Ryan Garko, R OBP: 0.386, SLG: 0.563		K						HR		5	1	1	1	0	1	2									
17 Shin-Soo Choo, L OBP: 0.362, SLG: 0.451 Jason Michaels, R OBP: 0.320, SLG: 0.396										3	0	2	0	0	1	1									
2 Johnny Peralta, R OBP: 0.326, SLG: 0.391		K								4	0	2	0	0	2	2									
Kevin Kouzmanoff, R OBP: 0.250, SLG: 0.750 7 Joe Inglett, L OBP: 0.333, SLG: 0.417										4	0	1	0	0	1	4									
27 Hector Luna, R OBP: 0.341, SLG: 0.407			K							3	1	1	1	1	1	1									
30 Andy Marte, R OBP: 0.263, SLG: 0.318			P2							4	0	0	0	0	1	5									
<b>Inning Stats</b>	R: 0 E: 0 K: 0 S: 10	H: 0 LOB: 0 BB: 0 P: 15	R: 0 E: 0 K: 2 S: 9	H: 1 LOB: 1 BB: 0 P: 15	R: 0 E: 0 K: 2 S: 17	H: 1 LOB: 1 BB: 0 P: 28	R: 0 E: 0 K: 1 S: 11	H: 1 LOB: 2 BB: 1 P: 23	R: 2 E: 0 K: 1 S: 12	H: 3 LOB: 1 BB: 0 P: 19	R: 0 E: 0 K: 2 S: 14	H: 1 LOB: 2 BB: 0 P: 18	R: 0 E: 0 K: 0 S: 6	H: 0 LOB: 0 BB: 0 P: 11	R: 1 E: 0 K: 1 S: 19	H: 3 LOB: 3 BB: 1 P: 30		R: 0 E: 0 K: 1 S: 5	H: 0 LOB: 0 BB: 0 P: 7	1B: 7 2B: 1 3B: 0 HR: 2	SF: 1 SAC: 0 DP: 0 HBP: 0	WP: 0 PB: 0 SB: 0 CS: 0	PA: 40		
<b>PITCHER</b>	IP	WLS	BF	H	R	ER	SO	BB	IBB	HBP	BLK	WP	HR	S	P	ERA	WHIP								
28 Shaun Marcum, R ERA: 5.22	5.0		22	6	2	2	6	1	0	0	0	0	1	59	100	3.60	1.400								
22 Brandon League, R ERA: 2.93	1.0	W	5	1	0	0	2	0	0	0	0	0	0	14	18	0.00	1.000								
37 Scott Downs, L ERA: 4.61	1.0	H	4	1	1	1	0	0	0	0	0	0	1	8	15	9.00	1.000								
52 B.J. Ryan, L ERA: 1.42	2.0	S	9	2	0	0	2	1	0	0	0	0	0	22	33	0.00	1.500								

Batter	1	2	3	4	5	6	7	8	9	AB	R	H	RBI	BB	SO	LOB	BOTTOM								
3 Reed Johnson, R OBP: 0.394, SLG: 0.497	K		HR				G5-3			4	1	1	1	0	2	1	<b>Cleveland Indians @ Toronto Blue Jays</b> Rogers Centre, Toronto, ON Mon Sep 04 2006, 1:07 PM EDT Att: 27,864 - Partly Cloudy - 66 F								
2 Aaron Hill, R OBP: 0.335, SLG: 0.367	F8		K				G6-3			3	1	0	0	1	1	1									
10 Vernon Wells, R OBP: 0.370, SLG: 0.575			G6-3							4	1	2	2	0	1	0									
25 Troy Glaus, R OBP: 0.365, SLG: 0.527	CS		G1-3							4	0	1	0	0	0	0									
Bengie Molina, R OBP: 0.314, SLG: 0.440										3	1	0	0	0	2	1									
15 Alex Rios, R OBP: 0.345, SLG: 0.499										3	0	1	0	0	0	2									
Jason Phillips, R OBP: 0.208, SLG: 0.391 17 Lyle Overbay, L OBP: 0.368, SLG: 0.511										3	0	0	1	0	0	3									
9 Gregg Zaun, S OBP: 0.365, SLG: 0.453										2	0	1	0	0	0	0									
6 John McDonald, R OBP: 0.260, SLG: 0.296										3	0	0	0	0	1	3									
<b>Inning Stats</b>	R: 0 E: 0 K: 1 S: 6	H: 1 LOB: 0 BB: 0 P: 10	R: 1 E: 0 K: 1 S: 13	H: 1 LOB: 2 BB: 0 P: 22	R: 1 E: 0 K: 1 S: 6	H: 1 LOB: 0 BB: 0 P: 12	R: 0 E: 0 K: 1 S: 7	H: 0 LOB: 0 BB: 0 P: 8	R: 0 E: 0 K: 1 S: 8	H: 0 LOB: 0 BB: 0 P: 11	R: 2 E: 0 K: 1 S: 15	H: 2 LOB: 1 BB: 1 P: 25	R: 0 E: 0 K: 0 S: 9	H: 1 LOB: 1 BB: 0 P: 15	R: 0 E: 0 K: 1 S: 9	H: 0 LOB: 0 BB: 0 P: 15		1B: 3 2B: 1 3B: 0 HR: 2	SF: 0 SAC: 0 DP: 1 HBP: 2	WP: 1 PB: 0 SB: 1 CS: 1	PA: 33				
<b>PITCHER</b>	IP	WLS	BF	H	R	ER	SO	BB	IBB	HBP	BLK	WP	HR	S	P	ERA	WHIP								
CC Sabathia, L ERA: 3.31	7.0	L	29	6	4	4	6	1	0	2	0	0	0	2	64	5.14	1.000								
Jason Davis, R ERA: 4.37	1.0		3	0	0	0	1	0	0	0	0	0	0	9	15	0.00	0.000								





Batter	1	2	3	4	5	6	7	8	9	AB	R	H	RBI	BB	SO	LOB	TOP						
24 Grady Sizemore, L (1, 8) OBP: 0.378, SLG: 0.534	F7		S BB		K2-3		K	41 HBP BB 1B		4	0	1	0	1	2	1	<b>Cleveland Indians @ Toronto Blue Jays</b> Rogers Centre, Toronto, ON Tue Sep 05 2006, 7:07 PM EDT Att: 18,517 - Overcast - 66 F						
Jason Michaels, R (1, 7) OBP: 0.319, SLG: 0.392	K		F9			G4-3	K	41 HBP BB		4	0	0	0	1	2	2							
41 Victor Martinez, S (1, 2) OBP: 0.375, SLG: 0.455	K					G3		L9		4	1	1	0	0	1	0							
25 Ryan Garko, R (1, 3) OBP: 0.390, SLG: 0.571		K								4	0	2	0	0	2	1							
38 Franklin Gutierrez, R (8, PR) OBP: 0.294, SLG: 0.354										0	1	0	0	0	0	0							
10 Kelly Shoppach, R (8, PH) OBP: 0.309, SLG: 0.432										1	0	0	0	0	0	3							
17 Shin-Soo Choo, L (1, 9) OBP: 0.372, SLG: 0.467		K								5	2	3	0	0	1	1							
Casey Blake, R (1, 10) OBP: 0.375, SLG: 0.502										3	1	1	2	2	1	3							
27 Hector Luna, R (1, 6) OBP: 0.338, SLG: 0.404		BB								5	0	1	1	0	0	7							
7 Joe Inglett, L (1, 4) OBP: 0.336, SLG: 0.412										4	1	1	0	1	1	1							
30 Andy Marte, R (1, 5) OBP: 0.260, SLG: 0.344										5	1	1	4	0	0	2							
<b>Inning Stats</b>	R: 0 E: 0 K: 2 S: 8	H: 0 LOB: 0 BB: 0 P: 10	R: 0 E: 0 K: 2 S: 10	H: 0 LOB: 1 BB: 1 P: 16	R: 0 E: 0 K: 1 S: 7	H: 0 LOB: 1 BB: 1 P: 13	R: 1 E: 0 K: 1 S: 12	H: 2 LOB: 1 BB: 0 P: 16	R: 0 E: 0 K: 0 S: 12	H: 2 LOB: 0 BB: 0 P: 13	R: 0 E: 0 K: 0 S: 10	H: 1 LOB: 1 BB: 0 P: 16	R: 5 E: 0 K: 0 S: 23	H: 4 LOB: 3 BB: 2 P: 42	R: 1 E: 0 K: 1 S: 14	H: 2 LOB: 1 BB: 0 P: 21	1B: 7 2B: 3 3B: 0 HR: 1	SF: 0 SAC: 0 DP: 0 HBP: 1	WP: 0 PB: 0 SB: 3 CS: 0	PA: 45			
<b>PITCHER</b>	IP WLS BF H R ER SO BB IBB HBP BLK WP HR S P ERA WHIP																						
32 Roy Halladay, R (1, 1) ERA: 3.22	7.0	0	29	5	1	1	9	2	1	0	0	0	0	0	0	0	0	0	0	67	108	1.29	1.000
37 Scott Downs, L (8, 1) ERA: 4.59	0.1	H	1	0	0	0	0	0	0	0	0	0	0	0	2	4	0.00	0.000					
49 Jeremy Accardo, R (8, 1) ERA: 4.99	0.1	L	7	4	5	5	0	1	0	0	0	0	0	1	16	27	135.00	15.000					
56 Brian Tallet, L (8, 1) ERA: 4.13	0.1		3	0	0	0	0	1	0	1	0	0	0	0	5	11	0.00	3.000					
50 Davis Romero, L (9, 1) ERA: 2.57	1.0		5	2	1	1	1	0	0	0	0	0	0	0	14	21	9.00	2.000					

AB	39
R	7
H	11
RBI	7
BB	5
SO	10
LOB	21



Batter	1	2	3	4	5	6	7	8	9	AB	R	H	RBI	BB	SO	LOB	BOTTOM					
3 Reed Johnson, R (1, 7) OBP: 0.390, SLG: 0.493	G6-3		G6-3			F9		G6-3		4	0	0	0	0	0	1	<b>Cleveland Indians @ Toronto Blue Jays</b> Rogers Centre, Toronto, ON Tue Sep 05 2006, 7:07 PM EDT Att: 18,517 - Overcast - 66 F					
15 Alex Rios, R (1, 9) OBP: 0.344, SLG: 0.501	K		G4-3					K		4	0	1	1	0	2	0						
10 Vernon Wells, R (1, 8) OBP: 0.368, SLG: 0.570	P3					G4-3				4	0	0	0	0	2	1						
25 Troy Glaus, R (1, 5) OBP: 0.365, SLG: 0.524		K				G6-3		L6		3	0	0	0	1	1	1						
Bengie Molina, R (1, 2) OBP: 0.316, SLG: 0.448										4	1	2	1	0	0	1						
17 Lyle Overbay, L (1, 3) OBP: 0.366, SLG: 0.508										3	0	0	0	0	0	1						
Jason Phillips, R (1, 10) OBP: 0.222, SLG: 0.385										3	0	1	0	0	0	0						
2 Aaron Hill, R (1, 4) OBP: 0.337, SLG: 0.365										3	0	0	0	0	0	2						
6 John McDonald, R (1, 6) OBP: 0.262, SLG: 0.298										2	1	1	0	0	0	0						
26 Adam Lind, L (8, PH) OBP: 0.167, SLG: 0.333										1	0	0	0	0	1	0						
8 Russ Adams, L (9, 4) OBP: 0.270, SLG: 0.319										0	0	0	0	0	0	0						
<b>Inning Stats</b>	R: 0 E: 0 K: 1 S: 7	H: 2 LOB: 2 BB: 0 P: 9	R: 0 E: 0 K: 1 S: 12	H: 2 LOB: 0 BB: 0 P: 17	R: 0 E: 0 K: 0 S: 7	H: 0 LOB: 0 BB: 0 P: 10	R: 0 E: 0 K: 1 S: 8	H: 0 LOB: 0 BB: 0 P: 12	R: 0 E: 0 K: 0 S: 6	H: 0 LOB: 0 BB: 0 P: 7	R: 1 E: 0 K: 0 S: 12	H: 2 LOB: 1 BB: 0 P: 16	R: 1 E: 0 K: 0 S: 9	H: 1 LOB: 0 BB: 0 P: 12	R: 0 E: 0 K: 2 S: 9	H: 0 LOB: 0 BB: 0 P: 13	R: 0 E: 0 K: 1 S: 7	H: 0 LOB: 0 BB: 1 P: 13	1B: 3 2B: 0 3B: 1 HR: 1	SF: 0 SAC: 0 DP: 1 HBP: 0	WP: 0 PB: 0 SB: 0 CS: 0	PA: 32
<b>PITCHER</b>	IP WLS BF H R ER SO BB IBB HBP BLK WP HR S P ERA WHIP																					
45 Jeremy Sowers, L (1, 1) ERA: 3.38	7.0	W	26	5	2	2	3	0	0	0	0	0	0	0	61	83	2.57	0.714				
63 Rafael Betancourt, R (8, 1) ERA: 4.1	1.0		3	0	0	0	2	0	0	0	0	0	0	9	13	0.00	0.000					
40 Tom Mastny, R (9, 1) ERA: 1.38	1.0		3	0	0	0	1	1	0	0	0	0	0	7	13	0.00	1.000					

AB	31
R	2
H	5
RBI	2
BB	1
SO	6
LOB	7

















Batter	1	2	3	4	5	6	7	8	9	AB	R	H	RBI	BB	SO	LOB	TOP				
24 Grady Sizemore, L (1,8) OBP: 0.380, SLG: 0.538 38 Franklin Gutierrez, R (7,PH) OBP: 0.299, SLG: 0.359	0-3 K	2-3 K			2-3 K		1-1 10 BB 25 1B 1B	1-0 G5-3		3	0	0	0	0	3	2					
Casey Blake, R (1,9) OBP: 0.377, SLG: 0.497	3-1 41 1B 1B		2-3 K		1-1 1B		1-1 10 BB 25 1B 1B	1-2 K		5	1	3	1	0	2	0					
41 Victor Martinez, S (1,2) OBP: 0.380, SLG: 0.459 10 Kelly Shoppach, R (7,PH) OBP: 0.313, SLG: 0.424	3-2 17 FC4-6 1B		2-3 K		2-2 G3-1		4-1 17 FC4-6 25 1B HR BB		3-3 K	3	0	1	0	0	1	1					
25 Ryan Garko, R (1,3) OBP: 0.395, SLG: 0.533	3-3 K		2-2 G6-3			0-2 F9	1-1 17 FC4-6 1B		2-2 F8	5	0	1	2	0	1	2					
17 Shin-Soo Choo, L (1,7) OBP: 0.362, SLG: 0.466 Jason Michaels, R (9,PH) OBP: 0.327, SLG: 0.401	0-1 FC4-6			2-2 27 G1-3 3B		2-2 G3-1	1-2 FC4-6 HR		1-2 K	4	2	1	0	0	0	4					
Kevin Kouzmanoff, R (1,10) OBP: 0.250, SLG: 0.750		0-1 2B		0-2 P4		0-1 G4-3	1-2 HR			4	1	2	3	0	0	1					
27 Hector Luna, R (1,6) OBP: 0.336, SLG: 0.399		0-1 G1-3		1-2 G1-3						4	0	1	1	0	1	1					
7 Joe Inglett, L (1,4) OBP: 0.331, SLG: 0.399		1-1 HBP		3-H 0-0 G4-3						3	1	1	0	0	0	1					
30 Andy Marte, R (1,5) OBP: 0.282, SLG: 0.404		3-2 F8			2-2 G6-3		4-1 1B 10 BB 38 1B BB	2-0 F8		3	1	0	0	1	0	2					
<b>Inning Stats</b>	R: 0 E: 0 K: 2 S: 17	H: 2 LOB: 2 BB: 0 P: 26	R: 0 E: 0 K: 1 S: 13	H: 1 LOB: 2 BB: 0 P: 19	R: 0 E: 0 K: 2 S: 9	H: 0 LOB: 0 BB: 0 P: 15	R: 1 E: 0 K: 0 S: 13	H: 1 LOB: 1 BB: 0 P: 16	R: 0 E: 0 K: 1 S: 8	H: 0 LOB: 0 BB: 0 P: 10	R: 7 E: 0 K: 1 S: 23	H: 6 LOB: 1 BB: 2 P: 40	R: 0 E: 0 K: 1 S: 6	H: 0 LOB: 0 BB: 0 P: 10	R: 0 E: 0 K: 2 S: 10	H: 0 LOB: 0 BB: 0 P: 16	1B: 7 2B: 2 3B: 1 HR: 1	SF: 0 SAC: 0 DP: 0 HBP: 1	WP: 0 PB: 0 SB: 0 CS: 0	PA: 41	
<b>PITCHER</b>	IP WLS BF H R ER SO BB IBB HBP BLK WP HR S P ERA WHIP	IP WLS BF H R ER SO BB IBB HBP BLK WP HR S P ERA WHIP	IP WLS BF H R ER SO BB IBB HBP BLK WP HR S P ERA WHIP	IP WLS BF H R ER SO BB IBB HBP BLK WP HR S P ERA WHIP	IP WLS BF H R ER SO BB IBB HBP BLK WP HR S P ERA WHIP	IP WLS BF H R ER SO BB IBB HBP BLK WP HR S P ERA WHIP	IP WLS BF H R ER SO BB IBB HBP BLK WP HR S P ERA WHIP	IP WLS BF H R ER SO BB IBB HBP BLK WP HR S P ERA WHIP	IP WLS BF H R ER SO BB IBB HBP BLK WP HR S P ERA WHIP	IP WLS BF H R ER SO BB IBB HBP BLK WP HR S P ERA WHIP	IP WLS BF H R ER SO BB IBB HBP BLK WP HR S P ERA WHIP	IP WLS BF H R ER SO BB IBB HBP BLK WP HR S P ERA WHIP	IP WLS BF H R ER SO BB IBB HBP BLK WP HR S P ERA WHIP	IP WLS BF H R ER SO BB IBB HBP BLK WP HR S P ERA WHIP	IP WLS BF H R ER SO BB IBB HBP BLK WP HR S P ERA WHIP	IP WLS BF H R ER SO BB IBB HBP BLK WP HR S P ERA WHIP	IP WLS BF H R ER SO BB IBB HBP BLK WP HR S P ERA WHIP	IP WLS BF H R ER SO BB IBB HBP BLK WP HR S P ERA WHIP	IP WLS BF H R ER SO BB IBB HBP BLK WP HR S P ERA WHIP	IP WLS BF H R ER SO BB IBB HBP BLK WP HR S P ERA WHIP	IP WLS BF H R ER SO BB IBB HBP BLK WP HR S P ERA WHIP

Cleveland Indians @ Chicago White Sox  
U.S. Cellular Field, Chicago, IL  
Sat Sep 09 2006, 7:05 PM EDT  
Att: 38,422 - Cloudy - 66 F

AB 38  
R 8  
H 11  
RBI 8  
BB 2  
SO 10  
LOB 14



Batter	1	2	3	4	5	6	7	8	9	AB	R	H	RBI	BB	SO	LOB	BOTTOM				
22 Scott Podsednik, L (1,7) OBP: 0.331, SLG: 0.357	1-1 G4-3	0-0 S 1B		2-2 G5-3	2-1 1B	1-1 1B	1-2 2-3 1B			5	1	3	0	0	0	0					
Tadahito Iguchi, R (1,4) OBP: 0.352, SLG: 0.414	2-2 25 WP 14 HR 23 S 1B	1-2 2B 1B		1-1 23 3B 2B	1-0 F9	2-3 K				5	2	3	1	0	1	5					
23 Jermaine Dye, R (1,9) OBP: 0.394, SLG: 0.651	2-3 K	0-1 2B 1B		0-0 25 1B 3B	2-0 HR	3-1 G5-3				5	2	3	2	0	1	1					
25 Jim Thome, L (1,10) OBP: 0.418, SLG: 0.617	4-2 14 HR BB	2-0 G3		1-1 14 1B 14 WP 1B	4-1 14 HR BB	3-2 P5				3	2	1	1	2	0	2					
14 Paul Konerko, R (1,3) OBP: 0.387, SLG: 0.557 Ross Gload, L (7,3) OBP: 0.350, SLG: 0.426	2-0 1-H 3-H HR		4-2 12 G4-6-3 BB	2-2 1-3 1B	0-1 1-H HR	0-1 G6-3				3	2	3	5	1	0	0					
12 A.J. Pierzynski, L (1,2) OBP: 0.333, SLG: 0.430 39 Chris Stewart, R (7,2)	1-1 1B		0-1 G4-6-3	1-2 P6	1-1 22 1B 32 1B 1B	2-3 K				4	0	2	0	0	0	3					
5 Juan Uribe, R (1,6) OBP: 0.262, SLG: 0.438	2-0 G5-3		2-2 HR	1-2 G6-3	0-0 G6-3	3-3 K		1-3 K		5	1	1	1	0	2	2					
8 Alex Cintron, S (1,5) OBP: 0.310, SLG: 0.381		0-1 P6	2-0 G6-3	1-0 22 1B 1B	1-0 F8	2-3 F9				5	0	1	0	0	0	1					
32 Brian Anderson, R (1,8) OBP: 0.301, SLG: 0.364		2-3 K		0-1 F9	2-2 F8	2-2 22 1B 1B				4	0	1	0	0	1	1					
<b>Inning Stats</b>	R: 3 E: 0 K: 1 S: 14	H: 3 LOB: 1 BB: 1 P: 28	R: 1 E: 0 K: 1 S: 14	H: 3 LOB: 0 BB: 0 P: 19	R: 1 E: 0 K: 0 S: 10	H: 1 LOB: 1 BB: 1 P: 18	R: 2 E: 0 K: 0 S: 17	H: 4 LOB: 2 BB: 0 P: 24	R: 0 E: 0 K: 2 S: 8	H: 2 LOB: 3 BB: 1 P: 14	R: 3 E: 0 K: 2 S: 21	H: 5 LOB: 3 BB: 1 P: 37	R: 0 E: 0 K: 0 S: 9	H: 0 LOB: 0 BB: 0 P: 15	R: 0 E: 0 K: 2 S: 11	H: 0 LOB: 0 BB: 0 P: 15	1B: 11 2B: 2 3B: 1 HR: 4	SF: 0 SAC: 0 DP: 1 HBP: 0	WP: 2 PB: 0 SB: 2 CS: 0	PA: 44	
<b>PITCHER</b>	IP WLS BF H R ER SO BB IBB HBP BLK WP HR S P ERA WHIP	IP WLS BF H R ER SO BB IBB HBP BLK WP HR S P ERA WHIP	IP WLS BF H R ER SO BB IBB HBP BLK WP HR S P ERA WHIP	IP WLS BF H R ER SO BB IBB HBP BLK WP HR S P ERA WHIP	IP WLS BF H R ER SO BB IBB HBP BLK WP HR S P ERA WHIP	IP WLS BF H R ER SO BB IBB HBP BLK WP HR S P ERA WHIP	IP WLS BF H R ER SO BB IBB HBP BLK WP HR S P ERA WHIP	IP WLS BF H R ER SO BB IBB HBP BLK WP HR S P ERA WHIP	IP WLS BF H R ER SO BB IBB HBP BLK WP HR S P ERA WHIP	IP WLS BF H R ER SO BB IBB HBP BLK WP HR S P ERA WHIP	IP WLS BF H R ER SO BB IBB HBP BLK WP HR S P ERA WHIP	IP WLS BF H R ER SO BB IBB HBP BLK WP HR S P ERA WHIP	IP WLS BF H R ER SO BB IBB HBP BLK WP HR S P ERA WHIP	IP WLS BF H R ER SO BB IBB HBP BLK WP HR S P ERA WHIP	IP WLS BF H R ER SO BB IBB HBP BLK WP HR S P ERA WHIP	IP WLS BF H R ER SO BB IBB HBP BLK WP HR S P ERA WHIP	IP WLS BF H R ER SO BB IBB HBP BLK WP HR S P ERA WHIP	IP WLS BF H R ER SO BB IBB HBP BLK WP HR S P ERA WHIP	IP WLS BF H R ER SO BB IBB HBP BLK WP HR S P ERA WHIP	IP WLS BF H R ER SO BB IBB HBP BLK WP HR S P ERA WHIP	IP WLS BF H R ER SO BB IBB HBP BLK WP HR S P ERA WHIP

Cleveland Indians @ Chicago White Sox  
U.S. Cellular Field, Chicago, IL  
Sat Sep 09 2006, 7:05 PM EDT  
Att: 38,422 - Cloudy - 66 F

AB 41  
R 10  
H 18  
RBI 10  
BB 3  
SO 6  
LOB 15





Batter	1	2	3	4	5	6	7	8	9	AB R H RBI BB SO LOB	TOP																						
24 Grady Sizemore, L (1, 8) OBP: 0.380, SLG: 0.540	0-3 K		3-1 F8			2-2 1B 3B		1-3 K	4-1 BB	4 1 1 2 1 2 0	<b>Cleveland Indians @ Chicago White Sox</b> Sun Sep 10 2006, 2:05 PM EDT Att: 37,720 - Cloudy - 63 F																						
Jason Michaels, R (1, 7) OBP: 0.328, SLG: 0.401	1-2 1B		0-1 F9			2-1 1B		0-0 F7	2-2 F8	5 0 2 1 0 0 3																							
41 Victor Martinez, S (1, 2) OBP: 0.379, SLG: 0.464	2-3 K		2-1 F7			2-2 F9		3-0 HR		4 1 1 1 0 1 2																							
25 Ryan Garko, R (1, 3) OBP: 0.391, SLG: 0.523	1-2 FC6-4		1-3 K			1-3 K		1-0 1B	17 SH1	4 1 1 0 0 2 2																							
17 Shin-Soo Choo, L (1, 9) OBP: 0.361, SLG: 0.458		4-2 BB						0-1 SH1		2 0 0 0 1 2 0																							
Casey Blake, R (1, 10) OBP: 0.376, SLG: 0.494		1-1 G5-4-3						2-0 1B	30 WP 7 BB 24 BB	4 1 1 1 0 2 1																							
27 Hector Luna, R (1, 6) OBP: 0.335, SLG: 0.398		1-1 F8						0-3 K		4 0 1 0 0 2 1																							
7 Joe Inglett, L (1, 4) OBP: 0.329, SLG: 0.390			1-0 F9			1-1 F8		4-1 BB	24 BB 30 WP	3 0 0 0 1 1 1																							
30 Andy Marte, R (1, 5) OBP: 0.289, SLG: 0.396			2-0 P3			4-2 BB		1-2 F8	24 BB	2 1 0 0 2 0 0																							
<b>Inning Stats</b>	R: 0 H: 1 E: 0 K: 2 S: 15	H: 1 LOB: 1 BB: 0 P: 19	R: 0 H: 0 E: 0 K: 0 S: 6	H: 0 LOB: 0 BB: 1 P: 12	R: 0 H: 0 E: 0 K: 1 S: 4	H: 0 LOB: 0 BB: 0 P: 10	R: 0 H: 0 E: 0 K: 3 S: 9	H: 0 LOB: 0 BB: 0 P: 12	R: 0 H: 0 E: 0 K: 3 S: 9	H: 1 LOB: 1 BB: 0 P: 16		R: 2 H: 2 E: 0 K: 1 S: 19	H: 2 LOB: 1 BB: 1 P: 31	R: 0 H: 1 E: 0 K: 3 S: 19	H: 1 LOB: 1 BB: 0 P: 27	R: 0 H: 0 E: 0 K: 1 S: 8	H: 0 LOB: 0 BB: 0 P: 10	R: 3 H: 3 E: 0 K: 1 S: 13	H: 3 LOB: 3 BB: 3 P: 33	1B: 5 2B: 0 3B: 1 HR: 1	SF: 0 SAC: 1 DP: 1 HBP: 0	WP: 1 PB: 0 CS: 0	PA: 38										
<b>PITCHER</b>	IP WLS BF H R ER SO BB IBB HBP BLK WP HR S P ERA WHIP											<b>PITCHER</b>	IP WLS BF H R ER SO BB IBB HBP BLK WP HR S P ERA WHIP																				
Javier Vazquez, R (1, 1) ERA: 4.71	7.0	26	4	2	2	10	2	0	0	0	0	0	0	81	127	2.57	0.857																
Brandon McCarthy, R (8, 1) ERA: 4.79	1.0	L 5	2	2	2	1	0	0	0	0	0	0	1	10	16	18.00	2.000																
Neal Cotts, L (9, 1) ERA: 4.59	0.1	1	0	0	0	0	0	0	0	0	0	0	2	2	0.00	0.000																	
David Riske, R (9, 1) ERA: 3.79	0.1	2	1	0	0	1	0	0	0	0	0	0	4	6	0.00	3.000																	
57 Boone Logan, L (9, 1) ERA: 6.91	0.0	1	0	0	0	0	1	0	0	0	0	0	1	5	=	=																	
50 Sean Tracey, R (9, 1) ERA: 4.26	0.1																	1	0	4	14	27.00	6.000										

**Cleveland Indians @ Chicago White Sox**  
 U.S. Cellular Field, Chicago, IL

AB 32  
 R 5  
 H 7  
 RBI 5  
 BB 5  
 SO 12  
 LOB 10



Batter	1	2	3	4	5	6	7	8	9	AB R H RBI BB SO LOB	BOTTOM																
38 Pablo Ozuna, R (1, 7) OBP: 0.358, SLG: 0.440	0-2 HR		0-1 G4-3			0-1 B1-3		0-0 F8		4 1 1 0 0 0 0	<b>Cleveland Indians @ Chicago White Sox</b> Sun Sep 10 2006, 2:05 PM EDT Att: 37,720 - Cloudy - 63 F																
31 Ryan Sweeney, L (9, 7) OBP: 0.143, SLG: 0.143	1B		1-2 G1-3			0-2 1B		0-3 K		0 0 0 0 0 0 0																	
Tadahito Iguchi, R (1, 4) OBP: 0.353, SLG: 0.420	HR					23 1B				4 1 2 2 0 1 0																	
23 Jermaine Dye, R (1, 9) OBP: 0.394, SLG: 0.649	P2				1-2 P4	1-1 1B		4-2 BB	25 FC3-6	3 0 1 0 1 0 0																	
25 Jim Thome, L (1, 10) OBP: 0.415, SLG: 0.611	K				0-3 K	1-2 1B		0-0 FC3-6		4 0 0 0 0 3 3																	
14 Paul Konerko, R (1, 3) OBP: 0.384, SLG: 0.553	L5				2-2 G6-3			1-2 K		4 0 0 0 0 0 1																	
24 Joe Crede, R (1, 5) OBP: 0.331, SLG: 0.535		3-3 K			4-0 BB	0-1 F9		3-2 F8		3 0 0 0 1 1 1																	
12 A.J. Pierzynski, L (1, 2) OBP: 0.331, SLG: 0.427		0-3 K			1-2 F7	1-1 E1				3 0 0 0 0 1 1																	
5 Juan Uribe, R (1, 6) OBP: 0.260, SLG: 0.434		1-3 K			0-2 L1-3	1-3 K2-3				3 0 0 0 0 2 2																	
32 Brian Anderson, R (1, 8) OBP: 0.299, SLG: 0.361			0-0 B5-3			2-3 K		0-1 P5		3 0 0 0 0 1 0																	
<b>Inning Stats</b>	R: 2 H: 2 E: 0 K: 1 S: 13	H: 2 LOB: 0 BB: 0 P: 17	R: 0 H: 0 E: 0 K: 3 S: 10	H: 0 LOB: 0 BB: 0 P: 14	R: 0 H: 0 E: 0 K: 0 S: 7	H: 0 LOB: 0 BB: 0 P: 8	R: 0 H: 0 E: 0 K: 1 S: 9	H: 0 LOB: 0 BB: 0 P: 12	R: 0 H: 0 E: 1 K: 1 S: 9	H: 0 LOB: 1 BB: 0 P: 12	R: 0 H: 0 E: 0 K: 1 S: 6	H: 0 LOB: 0 BB: 0 P: 6	R: 0 H: 0 E: 0 K: 1 S: 9	H: 0 LOB: 1 BB: 1 P: 16	1B: 3 2B: 1 3B: 0 HR: 1	SF: 0 SAC: 0 DP: 1 HBP: 0	WP: 0 PB: 0 CS: 0	PA: 33									
<b>PITCHER</b>	IP WLS BF H R ER SO BB IBB HBP BLK WP HR S P ERA WHIP											<b>PITCHER</b>	IP WLS BF H R ER SO BB IBB HBP BLK WP HR S P ERA WHIP														
CC Sabathia, L (1, 1) ERA: 3.24	9.0	W 33	4	2	2	9	2	0	0	0	0	0	1	85	118	2.00	0.667										

**Cleveland Indians @ Chicago White Sox**  
 U.S. Cellular Field, Chicago, IL

AB 31  
 R 2  
 H 4  
 RBI 2  
 BB 2  
 SO 9  
 LOB 8





Batter	1	2	3	4	5	6	7	8	9	AB	R	H	RBI	BB	SO	LOB	TOP											
<b>Esteban German, R</b> OBP: 0.424, SLG: 0.460 (1, 7)	2-1 15 1B	4-1 BB		1-1 15 1B		3-2 1B			1-2 15 F9	4	3	4	1	1	0	0	<b>Kansas City Royals @ Cleveland Indians</b> Jacobs Field, Cleveland, OH Tue Sep 12 2006, 7:05 PM EDT Att: 18,883 - Overcast - 68 F											
<b>15 Mark Grudzielanek, R</b> OBP: 0.329, SLG: 0.407 (1, 4)	1-2 9 BB	0-2 G1-3		0-1 9 BB		1-3 K			1-1 F9	5	1	2	2	0	1	2												
<b>9 David DeJesus, L</b> OBP: 0.368, SLG: 0.432 (1, 8)	4-2 14 1B		1-0 F7	4-1 FC6-4			2-1 G4-3		2-2 F9	3	0	0	0	2	0	0												
<b>Emil Brown, R</b> OBP: 0.358, SLG: 0.459 (1, 9)	1-3 K		0-0 G4-3	1-1 FC6-4			0-1 G6-3		3-2 2B	5	0	1	0	0	1	4												
<b>43 Ryan Shealy, R</b> OBP: 0.349, SLG: 0.451 (1, 3)	2-3 K		3-2 2B				1-2 F7		1-2 F8	5	0	1	0	0	1	3												
<b>14 John Buck, R</b> OBP: 0.300, SLG: 0.377 (1, 2)	2-1 1-2 2H 1B		1-0 G6-3				0-0 G6-3		1-2 2 SH5-3 1B	4	0	2	1	0	0	1												
<b>Jeff Keppinger, R</b> OBP: 0.188, SLG: 0.333 <b>2 Joey Gathright, L</b> OBP: 0.320, SLG: 0.277 (8, 8)	2-1 G1-3		1-1 SH1-3	1-0 F9			0-0 SH5-3		1-2	3	1	1	0	0	0	2												
<b>Paul Phillips, R</b> OBP: 0.240, SLG: 0.280 (1, 10)		0-2 G6-3		0-1 SH1-3			1-3 K		0-1 P4	3	0	0	0	0	1	1												
<b>13 Andrés Blanco, S</b> OBP: 0.277, SLG: 0.291 (1, 6)		0-2 P4		2-0 P2			0-0 B1-3		0-1 G1-4-3	4	0	0	0	0	0	2												
<b>Inning Stats</b>	R: 2 E: 0 K: 2 S: 20	H: 3 LOB: 2 BB: 1 P: 34	R: 0 E: 0 K: 0 S: 11	H: 0 LOB: 1 BB: 1 P: 15	R: 0 E: 0 K: 0 S: 7	H: 1 LOB: 1 BB: 0 P: 12	R: 2 E: 0 K: 0 S: 12	H: 3 LOB: 2 BB: 1 P: 21	R: 0 E: 0 K: 0 S: 5	H: 0 LOB: 0 BB: 0 P: 7	R: 0 E: 0 K: 2 S: 11	H: 1 LOB: 1 BB: 0 P: 16	R: 0 E: 0 K: 0 S: 8	H: 0 LOB: 0 BB: 0 P: 11	R: 0 E: 0 K: 0 S: 8	H: 1 LOB: 1 BB: 0 P: 9		R: 1 E: 1 K: 0 S: 15	H: 2 LOB: 1 BB: 0 P: 23	1B: 6 2B: 4 3B: 1 HR: 0	SF: 0 SAC: 2 DP: 0 HBP: 0	WP: 0 PB: 0 SB: 0 CS: 0	PA: 41					
<b>PITCHER</b>	IP	WLS	BF	H	R	ER	SO	BB	IBB	HBP	BLK	WP	HR	S	P	ERA	WHIP											
<b>45 Jeremy Sowers, L</b> ERA: 3.57 <b>Jason Davis, R</b> ERA: 4.1 <b>Fernando Cabrera, R</b> ERA: 4.58	(1, 1)	5.0	L	25	7	4	4	2	3	0	0	0	0	0	55	89	7.20	2.000										

AB	36
R	5
H	11
RBI	4
BB	3
SO	4
LOB	15



Batter	1	2	3	4	5	6	7	8	9	AB	R	H	RBI	BB	SO	LOB	BOTTOM											
<b>24 Grady Sizemore, L</b> OBP: 0.377, SLG: 0.535 (1, 8)	2-2 F7		1-2 F8		1-1 F7		1-3 K		0-0 L4	5	0	0	0	0	1	1	<b>Kansas City Royals @ Cleveland Indians</b> Jacobs Field, Cleveland, OH Tue Sep 12 2006, 7:05 PM EDT Att: 18,883 - Overcast - 68 F											
<b>Jason Michaels, R</b> OBP: 0.331, SLG: 0.402 (1, 7)	4-2 41 G6-4-3		2-2 41 BB		2-0 41 G3		2-0 F9		0-0 F8	4	1	2	0	1	0	1												
<b>41 Victor Martinez, S</b> OBP: 0.378, SLG: 0.461 (1, 2)	2-2 G6-4-3		4-0 BB		3-2 G3		1-0 G6-3			3	0	0	0	1	0	2												
<b>25 Ryan Garko, R</b> OBP: 0.394, SLG: 0.518 (1, 3)		4-2 G6-4-3	1-3 K		0-0 17 FC6			2-3 K		3	1	1	1	1	2	2												
<b>17 Shin-Soo Choo, L</b> OBP: 0.365, SLG: 0.459 (1, 9)		2-0 G6-4-3		1-2 FC6-4		0-0 FC6		2-3 K		4	0	2	0	0	1	1												
<b>Casey Blake, R</b> OBP: 0.375, SLG: 0.491 (1, 10)		2-2 G6-4-3		0-1 FC6-4		2-1 2 K2		2-2 E5		4	1	1	0	0	0	3												
<b>2 Jhonny Peralta, R</b> OBP: 0.322, SLG: 0.387 (1, 6)		0-0 1B		0-1 2B		2-3 K2		1-0 P4		4	0	2	1	0	1	2												
<b>7 Joe Inglett, L</b> OBP: 0.327, SLG: 0.386 (1, 4)		3-1 G5-3		1-2 G6-3		2-1 1B		1-3 K		4	0	1	1	0	1	2												
<b>30 Andy Marte, R</b> OBP: 0.288, SLG: 0.400 (1, 5)			2-2 F7		0-0 P4		2-2 F9		1-0 2B	4	0	1	0	0	0	2												
<b>Inning Stats</b>	R: 0 E: 0 K: 0 S: 11	H: 0 LOB: 0 BB: 1 P: 19	R: 1 E: 0 K: 0 S: 11	H: 2 LOB: 1 BB: 1 P: 21	R: 0 E: 0 K: 1 S: 13	H: 1 LOB: 1 BB: 1 P: 23	R: 1 E: 0 K: 0 S: 11	H: 2 LOB: 1 BB: 0 P: 13	R: 1 E: 0 K: 0 S: 9	H: 2 LOB: 1 BB: 0 P: 15	R: 0 E: 0 K: 1 S: 10	H: 2 LOB: 1 BB: 0 P: 18	R: 0 E: 0 K: 1 S: 5	H: 0 LOB: 0 BB: 0 P: 9	R: 0 E: 0 K: 2 S: 16	H: 0 LOB: 1 BB: 0 P: 23		R: 0 E: 0 K: 1 S: 6	H: 1 LOB: 1 BB: 0 P: 8	1B: 8 2B: 3 3B: 0 HR: 0	SF: 0 SAC: 0 DP: 3 HBP: 0	WP: 0 PB: 0 SB: 0 CS: 0	PA: 38					
<b>PITCHER</b>	IP	WLS	BF	H	R	ER	SO	BB	IBB	HBP	BLK	WP	HR	S	P	ERA	WHIP											
<b>Runeivys Hernandez, R</b> ERA: 6.34 <b>Scott Dohmann, R</b> ERA: 6.64 <b>41 Jimmy Gobble, L</b> ERA: 4.94 <b>57 Joel Peralta, R</b> ERA: 4.61 <b>77 Joe Nelson, R</b> ERA: 3.65	(1, 1)	5.0	W	24	8	3	3	1	3	0	0	0	0	0	57	95	5.40	2.200										

AB	35
R	3
H	10
RBI	3
BB	3
SO	6
LOB	16





Batter	1	2	3	4	5	6	7	8	9	AB	R	H	RBI	BB	SO	LOB	TOP			
9 David DeJesus, L OBP: 0.368, SLG: 0.431	G6-3		S BB		2B 1B	G3		G4-3		4	1	1	0	1	0	1	<b>Kansas City Royals @ Cleveland Indians</b> Jacobs Field, Cleveland, OH Wed Sep 13 2006, 7:05 PM EDT Att: 20,089 - Cloudy - 62 F			
Esteban German, R OBP: 0.424, SLG: 0.460	HBP		K		2B		K		E3 FC5-4	4	0	1	1	0	2	2				
15 Mark Grudzielanek, R OBP: 0.352, SLG: 0.407	K		G1-3		32 1B		HR		FC5-4	5	1	2	0	0	1	4				
Emil Brown, R OBP: 0.359, SLG: 0.464	G6-3				32 1B		HR		K	5	2	2	2	0	1	3				
32 Shane Costa, L OBP: 0.299, SLG: 0.390	G3				43 1B		HR		G3	5	1	3	0	0	0	1				
43 Ryan Shealy, R OBP: 0.352, SLG: 0.452	K				2 1B		F8			4	1	2	1	0	1	1				
Paul Bako, L OBP: 0.276, SLG: 0.243	G6-3				2 FC6-4		K			3	0	1	0	0	1	1				
2 Joey Gathright, L OBP: 0.322, SLG: 0.279			S SH2-3		2 FC6-4		G5-3			4	0	2	2	0	0	1				
13 Andrés Blanco, S OBP: 0.267, SLG: 0.280			SH2-3		F7		K			3	0	0	0	0	1	3				
<b>Inning Stats</b>	R: 0 E: 0 K: 1 S: 9	H: 0 LOB: 1 BB: 0 P: 16	R: 0 E: 0 K: 1 S: 7	H: 2 LOB: 0 BB: 0 P: 9	R: 0 E: 0 K: 1 S: 13	H: 1 LOB: 2 BB: 1 P: 21	R: 2 E: 0 K: 0 S: 14	H: 4 LOB: 1 BB: 0 P: 22	R: 1 E: 0 K: 0 S: 9	H: 4 LOB: 2 BB: 0 P: 13	R: 2 E: 0 K: 2 S: 15	H: 3 LOB: 1 BB: 0 P: 23	R: 0 E: 0 K: 1 S: 8	H: 0 LOB: 0 BB: 0 P: 12	R: 0 E: 1 K: 1 S: 9	H: 0 LOB: 1 BB: 0 P: 9	1B: 12 2B: 2 3B: 0 HR: 1	SF: 0 SAC: 2 DP: 1 HBP: 1	WP: 0 PB: 0 SB: 4 CS: 0	PA: 41
<b>PITCHER</b>	IP WLS BF H R ER SO	IP WLS BF H R ER SO	IP WLS BF H R ER SO	IP WLS BF H R ER SO	IP WLS BF H R ER SO	IP WLS BF H R ER SO	IP WLS BF H R ER SO	IP WLS BF H R ER SO	IP WLS BF H R ER SO	IP WLS BF H R ER SO	IP WLS BF H R ER SO	IP WLS BF H R ER SO	IP WLS BF H R ER SO	IP WLS BF H R ER SO	IP WLS BF H R ER SO	IP WLS BF H R ER SO	ERA WHIP	ERA WHIP		
37 Jake Westbrook, R ERA: 4.27	6.0	L	28	11	4	4	3	1	0	1	0	0	0	0	60	94	6.00	2.000		
63 Rafael Betancourt, R ERA: 4.24	0.2		5	3	2	2	1	0	0	0	0	0	0	1	12	17	27.00	4.500		
58 Juan Lara, L ERA: 4.75	1.1		4	0	0	0	2	0	0	0	0	0	0	11	18	0.00	0.000			
59 Matt Miller, R ERA: 4.5	1.0		4	0	0	0	1	0	0	0	0	0	0	9	9	0.00	0.000			
<b>Batter</b>	<b>1</b>	<b>2</b>	<b>3</b>	<b>4</b>	<b>5</b>	<b>6</b>	<b>7</b>	<b>8</b>	<b>9</b>	<b>AB</b>	<b>R</b>	<b>H</b>	<b>RBI</b>	<b>BB</b>	<b>SO</b>	<b>LOB</b>	<b>BOTTOM</b>			
24 Grady Sizemore, L OBP: 0.376, SLG: 0.538	G5-3		HR		K		F7			4	1	1	1	0	1	1	<b>Kansas City Royals @ Cleveland Indians</b> Jacobs Field, Cleveland, OH Wed Sep 13 2006, 7:05 PM EDT Att: 20,089 - Cloudy - 62 F			
Jason Michaels, R OBP: 0.330, SLG: 0.400	F8		SF8		P2		K			4	1	1	0	0	1	0				
41 Victor Martinez, S OBP: 0.379, SLG: 0.460	G4-3		SF8		G6-3		1B			3	0	1	0	1	0	0				
25 Ryan Garko, R OBP: 0.397, SLG: 0.513			1B		F8		F9			3	0	1	0	1	0	1				
Casey Blake, R OBP: 0.371, SLG: 0.487			1B		G5-3		G3			3	0	0	1	0	0	2				
2 Johnny Peralta, R OBP: 0.322, SLG: 0.386			K		K					4	0	1	0	0	2	3				
Kevin Kouzmanoff, R OBP: 0.250, SLG: 0.667			1B		K		G4-6-3			4	0	1	0	0	2	1				
27 Hector Luna, R OBP: 0.337, SLG: 0.397			1B		G6-3		G4-6-3			3	0	1	0	1	0	2				
30 Andy Marte, R OBP: 0.287, SLG: 0.403			F8		G4-6-3		K			4	0	1	0	0	1	2				
<b>Inning Stats</b>	R: 0 E: 0 K: 0 S: 8	H: 2 LOB: 0 BB: 0 P: 13	R: 0 E: 0 K: 1 S: 18	H: 2 LOB: 2 BB: 0 P: 26	R: 2 E: 0 K: 0 S: 16	H: 2 LOB: 2 BB: 2 P: 30	R: 0 E: 0 K: 1 S: 8	H: 0 LOB: 0 BB: 1 P: 15	R: 0 E: 0 K: 1 S: 6	H: 0 LOB: 0 BB: 0 P: 9	R: 0 E: 0 K: 1 S: 11	H: 1 LOB: 1 BB: 0 P: 18	R: 0 E: 0 K: 1 S: 8	H: 1 LOB: 1 BB: 0 P: 12	R: 0 E: 0 K: 1 S: 11	H: 2 LOB: 1 BB: 0 P: 18	1B: 6 2B: 1 3B: 0 HR: 1	SF: 1 SAC: 0 DP: 2 HBP: 0	WP: 0 PB: 0 SB: 2 CS: 0	PA: 36
<b>PITCHER</b>	IP WLS BF H R ER SO	IP WLS BF H R ER SO	IP WLS BF H R ER SO	IP WLS BF H R ER SO	IP WLS BF H R ER SO	IP WLS BF H R ER SO	IP WLS BF H R ER SO	IP WLS BF H R ER SO	IP WLS BF H R ER SO	IP WLS BF H R ER SO	IP WLS BF H R ER SO	IP WLS BF H R ER SO	IP WLS BF H R ER SO	IP WLS BF H R ER SO	IP WLS BF H R ER SO	IP WLS BF H R ER SO	ERA WHIP	ERA WHIP		
36 Jorge De La Rosa, L ERA: 6.78	5.0	W	21	4	2	2	3	3	0	0	0	0	0	0	16	30	0.00	0.600		
Ambiorix Burgos, R ERA: 5.88	1.2	H	6	1	0	0	2	0	0	0	0	0	0	3	3	0.00	0.000			
Andrew Sisco, L ERA: 7.69	0.1		1	0	0	0	0	0	0	0	0	0	0	3	3	0.00	0.000			
47 Ryan Braun, R ERA: 4.5	2.0		8	3	0	0	2	0	0	0	0	0	0	19	30	0.00	1.500			



Batter	1	2	3	4	5	6	7	8	9	AB	R	H	RBI	BB	SO	LOB	TOP																					
Luis Castillo, S (1,4) OBP: 0.348, SLG: 0.371										5	1	2	0	1	1	5	<b>Minnesota Twins @ Cleveland Indians</b> Jacobs Field, Cleveland, OH Thu Sep 14 2006, 7:05 PM EDT Att: 21,424 - Overcast - 66 F																					
8 Nick Punto, S (1,5) OBP: 0.365, SLG: 0.393										5	1	2	1	0	0	6																						
7 Joe Mauer, L (1,2) OBP: 0.433, SLG: 0.502										4	1	1	0	2	1	2																						
5 Michael Cuddyer, R (1,9) OBP: 0.355, SLG: 0.506										4	1	0	1	1	2	3																						
33 Justin Morneau, L (1,3) OBP: 0.380, SLG: 0.582										6	2	2	1	0	2	6																						
Tori Hunter, R (1,8)										6	1	3	4	0	0	4																						
24 Rondell White, R (1,7) 20 Lew Ford, R (8,7) OBP: 0.282, SLG: 0.297										5	1	3	2	0	1	4																						
Phil Nevin, R (1,10) 25 Alexi Casilla, S (8, PR)										3	0	0	0	2	1	3																						
Jason Bartlett, R (1,6) OBP: 0.392, SLG: 0.421										4	1	2	0	0	0	0																						
<b>Inning Stats</b>	R: 0 E: 0 K: 1 S: 16	H: 1 LOB: 2 BB: 1 P: 28	R: 0 E: 0 K: 0 S: 20	H: 1 LOB: 3 BB: 1 P: 31	R: 1 E: 1 K: 1 S: 15	H: 2 LOB: 2 BB: 0 P: 22	R: 0 E: 0 K: 1 S: 15	H: 1 LOB: 1 BB: 0 P: 21	R: 1 E: 0 K: 1 S: 21	H: 2 LOB: 1 BB: 0 P: 27	R: 2 E: 1 K: 1 S: 19	H: 1 LOB: 3 BB: 3 P: 39	R: 1 E: 0 K: 1 S: 11	H: 2 LOB: 1 BB: 0 P: 14	R: 3 E: 0 K: 2 S: 12	H: 3 LOB: 2 BB: 1 P: 19		R: 1 E: 0 K: 0 S: 13	H: 2 LOB: 1 BB: 0 P: 17	1B: 7 2B: 8 3B: 0 HR: 2	SF: 1 SAC: 0 DP: 0 HBP: 2	WP: 2 PB: 0 SB: 1 CS: 0	PA: 52															
<b>PITCHER</b>	IP WLS BF H R ER SO BB IBB HBP BLK WP HR S P ERA WHIP																																					
31 Cliff Lee, L (1,1) ERA: 4.47	4.0	21	5	1	1	3	2	0	1	0	1	0	66	102	2.25	1.750																						
Brian Sikorski, R (5,1) ERA: 5.46	1.0	5	2	1	1	1	0	0	0	0	0	0	21	27	9.00	2.000																						
Andrew Brown, R (6,1) ERA: 5.14	0.1	5	1	2	2	0	2	1	0	0	0	0	8	24	54.00	9.000																						
53 Rafael Perez, L (6,1) ERA: 4.15	0.0	1	0	0	0	0	0	0	0	0	0	0	2	2	∞	∞																						
Jason Davis, R (6,1) ERA: 4.17	1.1	L	6	2	1	1	2	0	0	0	0	1	0	16	23	6.75	1.500																					
58 Juan Lara, L (7,1) ERA: 5.04	0.1	1	0	0	0	0	0	0	0	0	0	0	0	0	0	0	0	0	4	4	0.00	0.000																
Fernando Cabrera, R (8,1) ERA: 3.31	0.1	5	2	3	3	1	1	0	0	0	0	0	2	6	13	81.00	9.000																					
49 Edward Mujica, R (8,1) ERA: 3.14	0.2	3	1	0	0	1	0	0	0	0	0	0	0	6	6	0.00	1.500																					
40 Tom Mastny, R (9,1)	1.0	5	2	1	1	0	0	0	0	0	0	0	0	13	17	9.00	2.000																					
<b>Batter</b>	<b>1</b>	<b>2</b>	<b>3</b>	<b>4</b>	<b>5</b>	<b>6</b>	<b>7</b>	<b>8</b>	<b>9</b>	<b>AB</b>	<b>R</b>	<b>H</b>	<b>RBI</b>	<b>BB</b>	<b>SO</b>	<b>LOB</b>	<b>BOTTOM</b>																					
24 Grady Sizemore, L (1,8) OBP: 0.376, SLG: 0.536										3	1	0	0	2	1	0	<b>Minnesota Twins @ Cleveland Indians</b> Jacobs Field, Cleveland, OH Thu Sep 14 2006, 7:05 PM EDT Att: 21,424 - Overcast - 66 F																					
Jason Michaels, R (1,10) OBP: 0.327, SLG: 0.396										5	0	0	0	0	2	3																						
41 Victor Martinez, S (1,2) OBP: 0.379, SLG: 0.461										4	0	2	1	0	0	2																						
25 Ryan Garko, R (1,3) OBP: 0.386, SLG: 0.496										4	0	0	0	0	1	5																						
17 Shin-Soo Choo, L (1,7) OBP: 0.355, SLG: 0.444										4	0	0	0	0	3	3																						
Casey Blake, R (1,9) OBP: 0.372, SLG: 0.485										3	1	1	0	1	0	0																						
2 Jhonny Perally, R (1,6) OBP: 0.321, SLG: 0.394										3	0	0	0	1	2	2																						
7 Joe Inglett, L (1,4) OBP: 0.325, SLG: 0.383										4	1	1	0	0	0	2																						
30 Andy Marte, R (1,5) OBP: 0.293, SLG: 0.431										4	1	2	3	0	2	1																						
<b>Inning Stats</b>	R: 1 E: 0 K: 1 S: 13	H: 1 LOB: 1 BB: 1 P: 22	R: 0 E: 0 K: 1 S: 8	H: 0 LOB: 1 BB: 1 P: 13	R: 0 E: 1 K: 1 S: 17	H: 1 LOB: 2 BB: 0 P: 24	R: 0 E: 0 K: 0 S: 6	H: 0 LOB: 0 BB: 0 P: 8	R: 0 E: 0 K: 1 S: 13	H: 1 LOB: 2 BB: 1 P: 20	R: 3 E: 0 K: 3 S: 15	H: 3 LOB: 0 BB: 0 P: 25	R: 0 E: 0 K: 1 S: 9	H: 0 LOB: 0 BB: 0 P: 10	R: 0 E: 0 K: 1 S: 7	H: 0 LOB: 1 BB: 1 P: 12		R: 0 E: 0 K: 2 S: 7	H: 0 LOB: 0 BB: 0 P: 8	1B: 5 2B: 0 3B: 0 HR: 1	SF: 0 SAC: 0 DP: 0 HBP: 0	WP: 0 PB: 0 SB: 0 CS: 0	PA: 38															
<b>PITCHER</b>	IP WLS BF H R ER SO BB IBB HBP BLK WP HR S P ERA WHIP																																					
26 Boof Bonser, R (1,1) ERA: 4.52	5.2	26	5	3	3	6	3	0	0	0	0	0	68	105	4.76	1.412																						
28 Jesse Crain, R (6,1) ERA: 3.82	1.1	W	5	1	1	1	2	0	0	0	0	0	1	13	17	6.75	0.750																					
Juan Rincon, R (8,1) ERA: 2.91	1.0	4	0	0	0	1	1	0	0	0	0	0	7	12	0.00	1.000																						
17 Pat Neshek, R (9,1) ERA: 2.27	1.0	3	0	0	0	2	0	0	0	0	0	0	7	8	0.00	0.000																						



Batter	1	2	3	4	5	6	7	8	9	10	AB	R	H	RBI	BB	SO	LOB	TOP				
Luis Castillo, S OBP: 0.349, SLG: 0.369 (1.4)	G4-3		K		G6-3				G3		3	1	0	0	2	1	2	<b>Minnesota Twins @ Cleveland Indians</b> Jacobs Field, Cleveland, OH Fri Sep 15 2006, 7:05 PM EDT Att: 32,473 - Cloudy - 68 F				
8 Nick Punto, S OBP: 0.366, SLG: 0.392 (1.5)	P6		G6-3		G6-3		F7		BB		4	0	1	0	1	0	3					
7 Joe Mauer, L OBP: 0.431, SLG: 0.498 (1.2)	L1-3				K		G4-3		G3		4	1	0	1	1	1	6					
5 Michael Cuddyer, R OBP: 0.357, SLG: 0.506 (1.9)		G5-3			F7				IBB		4	1	2	0	1	0	2					
33 Justin Morneau, L OBP: 0.389, SLG: 0.580 (1.3)					1B		L4		SF7		3	0	1	2	1	0	1					
Tori Hunter, R OBP: 0.335, SLG: 0.470 (1.8)	FC5-4				1B		L9		F8		4	0	0	0	1	0	4					
24 Rondell White, R OBP: 0.261, SLG: 0.356 20 Lew Ford, R OBP: 0.280, SLG: 0.295 (8.7)	FC5-4				BB		K		1B		4	0	1	0	0	1	3					
Jason Tyner, L OBP: 0.343, SLG: 0.354 (1.10)					G3				F9		4	0	1	0	1	0	3					
Jason Bartlett, R OBP: 0.389, SLG: 0.417 (1.6)					E4				F9		5	1	1	0	0	1	2					
<b>Inning Stats</b>	R: 0 E: 0 K: 1 S: 9	H: 0 LOB: 0 BB: 0 P: 13	R: 0 E: 0 K: 0 S: 7	H: 0 LOB: 1 BB: 1 P: 11	R: 0 E: 0 K: 1 S: 11	H: 0 LOB: 1 BB: 1 P: 21	R: 2 E: 0 K: 1 S: 10	H: 2 LOB: 1 BB: 2 P: 23	R: 0 E: 1 K: 1 S: 7	H: 0 LOB: 2 BB: 1 P: 23	R: 0 E: 0 K: 0 S: 14	H: 1 LOB: 2 BB: 1 P: 26	R: 0 E: 0 K: 0 S: 14	H: 2 LOB: 2 BB: 0 P: 15	R: 2 E: 0 K: 0 S: 15	H: 2 LOB: 2 BB: 2 P: 27	R: 0 E: 0 K: 1 S: 9	H: 0 LOB: 0 BB: 0 P: 15	1B: 7 2B: 0 3B: 0 HR: 0	SF: 1 SAC: 0 DP: 1 HBP: 0	WP: 1 PB: 0 SB: 4 CS: 0	PA: 45
<b>PITCHER</b>	IP WLS BF H R ER SO BB IBB HBP BLK WP HR S P ERA WHIP	5.0 0.0 22 2 2 2 2 5 0 0 0 0 0 0 7 10 3.60 1.400	6.1 1.0 9 3 0 0 0 1 0 0 0 0 0 0 26 38 0.00 2.400	7.1 1.2 9 3 0 0 0 1 0 0 0 0 0 0 17 30 13.50 2.250	10.1 1.0 W 3 0 0 0 1 0 0 0 0 0 0 9 15 0.00 0.000	<b>PITCHER</b>										IP WLS BF H R ER SO BB IBB HBP BLK WP HR S P ERA WHIP	5.0 0.0 22 2 2 2 2 5 0 0 0 0 0 0 7 10 3.60 1.400					

AB	36
R	4
H	7
RBI	3
BB	8
SO	4
LOB	26



Batter	1	2	3	4	5	6	7	8	9	10	AB	R	H	RBI	BB	SO	LOB	BOTTOM		
24 Grady Sizemore, L OBP: 0.374, SLG: 0.531 (1.8)	F7				F8				G4-3		5	0	0	0	0	1	3	<b>Minnesota Twins @ Cleveland Indians</b> Jacobs Field, Cleveland, OH Fri Sep 15 2006, 7:05 PM EDT Att: 32,473 - Cloudy - 68 F		
Casey Blake, R OBP: 0.370, SLG: 0.480 (1.9)	F8				K				P3		4	0	0	0	1	2	0			
41 Victor Martinez, S OBP: 0.360, SLG: 0.459 (1.2)					K				G5-3		4	1	1	0	1	2	0			
25 Ryan Garko, R OBP: 0.366, SLG: 0.516 (1.3)	HR				G5-3				K		5	1	2	3	0	1	2			
Kevin Kouzmanoff, R OBP: 0.222, SLG: 0.023 17 Shin-Soo Choo, L OBP: 0.352, SLG: 0.441 (10.10)	K				FC6-4				K2-3		3	0	0	0	0	2	1			
27 Hector Luna, R OBP: 0.339, SLG: 0.401 (1.6)					F8				F8		4	1	2	0	0	1	0			
7 Joe Inglett, L OBP: 0.325, SLG: 0.377 (1.4)	SH5-3				FC1				G4-3		2	1	0	0	1	0	1			
30 Andy Marte, R OBP: 0.292, SLG: 0.421 (1.5)	F7				FC5-2				P4		3	0	0	0	1	0	4			
38 Franklin Gutierrez, R OBP: 0.315, SLG: 0.390 (1.7)					2B				G6-4-3		4	1	3	2	0	0	1			
<b>Inning Stats</b>	R: 2 E: 0 K: 1 S: 11	H: 2 LOB: 0 BB: 0 P: 18	R: 1 E: 0 K: 0 S: 9	H: 2 LOB: 1 BB: 0 P: 12	R: 0 E: 0 K: 2 S: 12	H: 1 LOB: 1 BB: 0 P: 13	R: 1 E: 1 K: 0 S: 9	H: 2 LOB: 1 BB: 0 P: 12	R: 0 E: 0 K: 2 S: 9	H: 0 LOB: 0 BB: 0 P: 13	R: 0 E: 0 K: 1 S: 6	H: 0 LOB: 0 BB: 0 P: 7	R: 0 E: 0 K: 2 S: 13	H: 0 LOB: 1 BB: 2 P: 19	R: 1 E: 0 K: 1 S: 7	H: 1 LOB: 3 BB: 2 P: 18	1B: 4 2B: 3 3B: 0 HR: 1	SF: 0 SAC: 1 DP: 1 HBP: 0	WP: 1 PB: 0 SB: 0 CS: 0	PA: 40
<b>PITCHER</b>	IP WLS BF H R ER SO BB IBB HBP BLK WP HR S P ERA WHIP	8.0 2.77 31 7 4 3 7 1 0 0 0 0 0 0 14 21 9.00 2.000	9.1 1.0 L 5 1 1 2 1 0 0 0 0 0 0 3 12 0.00 0.000	10.1 0.1 3 0 0 0 1 0 2 0 0 1 0 3 12 0.00 0.000	10.1 0.1 1 0 0 0 0 0 0 0 0 0 0 3 4 0.00 0.000	<b>PITCHER</b>										IP WLS BF H R ER SO BB IBB HBP BLK WP HR S P ERA WHIP	8.0 2.77 31 7 4 3 7 1 0 0 0 0 0 14 21 9.00 2.000			

AB	35
R	5
H	8
RBI	5
BB	4
SO	10
LOB	12





Batter	1	2	3	4	5	6	7	8	9	AB	R	H	RBI	BB	SO	LOB	TOP					
Luis Castillo, S OBP: 0.351, SLG: 0.371	0-1 8 G5-4-3 1B		1-1 55 G3 8 SH2-4 1B	2-1 F9			1-2 G6-3		1-1 55 1B 8 SH3 1B	5	1	3	0	0	0	2						
8 Nick Punto, S OBP: 0.396, SLG: 0.392	2-2 G5-4-3 1-2		0-0 SH2-4 1-2 2-3		0-1 55 2B 1B		2-1 F9		0-0 SH3 1-2	3	1	1	0	0	0	1						
55 Mike Redmond, R OBP: 0.368, SLG: 0.416	2-2 5 1B 1B		2-0 G3 2-3 3-H 1-0		1-1 5 F9 1-H 2B		4-2 5 1B BB		1-2 5 1B 2-H 1B	4	0	3	3	1	0	1						
5 Michael Cuddyer, R OBP: 0.360, SLG: 0.507	0-0 33 FC6 1-2 1B				2-0 F9 2-3		0-2 1B		0-0 33 G6-4-3 1-2 1B	5	0	3	0	0	0	2						
33 Justin Morneau, L OBP: 0.377, SLG: 0.575	0-1 FC6 1-2			1-1 P5 1-1	0-0 P6 2-3		1-2 G3		0-0 G6-4-3 1-2	5	0	0	0	0	0	7						
Tori Hunter, R OBP: 0.334, SLG: 0.474		2-2 P3		0-1 HR	0-3 K				0-3 K	4	1	1	1	0	2	1						
24 Rondell White, R 20 Lew Ford, R OBP: 0.280, SLG: 0.295		0-0 P2		0-1 E6 1B		2-3 K		1-1 FC6-4 1B		4	0	1	0	0	1	0						
Phil Nevin, R OBP: 0.322, SLG: 0.443		3-2 G5-3		3-1 1B		3-2 P4		2-3 K		4	0	1	0	0	1	1						
Jason Bartlett, R OBP: 0.387, SLG: 0.415			0-1 8 SH2-4 55 G3 1B	1-3 K		0-2 G5-3		0-0 FC6-4		4	1	1	0	0	1	3						
<b>Inning Stats</b>	R: 0 E: 0 K: 0 S: 13	H: 3 LOB: 2 BB: 0 P: 17	R: 0 E: 0 K: 0 S: 7	H: 0 LOB: 0 BB: 0 P: 12	R: 1 E: 0 K: 0 S: 7	H: 2 LOB: 1 BB: 0 P: 11	R: 1 E: 1 K: 1 S: 14	H: 2 LOB: 2 BB: 0 P: 21	R: 1 E: 0 K: 1 S: 10	H: 2 LOB: 1 BB: 0 P: 13	R: 0 E: 0 K: 0 S: 9	H: 0 LOB: 0 BB: 0 P: 14	R: 0 E: 0 K: 0 S: 19	H: 1 LOB: 2 BB: 1 P: 27	R: 0 E: 0 K: 2 S: 10	H: 1 LOB: 1 BB: 0 P: 13	R: 1 E: 0 K: 0 S: 9	H: 3 LOB: 1 BB: 0 P: 11	1B: 12 2B: 1 3B: 0 HR: 1	SF: 0 SAC: 2 DP: 2 HBP: 0	WP: 0 PB: 0 SB: 0 CS: 0	PA: 41
<b>PITCHER</b>	IP WLS BF H R ER SO BB IBB HBP BLK WP HR S P ERA WHIP	7.0 L 32 10 3 3 3 1 0 0 0 0 1 79 115 3.86 1.571	1.1 8 4 1 1 2 0 0 0 0 0 0 0 18 23 6.75 3.000	0.2 1 0 0 0 0 0 0 0 0 0 0 0 1 1 0.00 0.000	<b>PITCHER</b>										IP WLS BF H R ER SO BB IBB HBP BLK WP HR S P ERA WHIP							

Minnesota Twins @ Cleveland Indians  
Jacobs Field, Cleveland, OH  
Sat Sep 16 2006, 7:05 PM EDT  
Att: 26,757 - Partly Cloudy - 70 F

AB	38
R	4
H	14
RBI	4
BB	1
SO	5
LOB	18



Batter	1	2	3	4	5	6	7	8	9	AB	R	H	RBI	BB	SO	LOB	BOTTOM					
24 Grady Sizemore, L OBP: 0.374, SLG: 0.531	3-2 1B 41 FC4-6 1B		3-2 25 HBP G5-3 1B		0-0 F8			1-0 P3		4	1	2	0	0	0	0						
Jason Michaels, R OBP: 0.326, SLG: 0.395	0-0 SAFE 41 FC4-6 1B		0-1 G5-3 1-2		2-3 K			1-3 K		4	0	1	0	0	2	1						
41 Victor Martinez, S OBP: 0.380, SLG: 0.458	1-2 SAFE FC4-6 FC4-6 1-2 1B		4-2 FC5 25 HBP BB		1-1 G6-3			1-2 1B		3	0	1	1	1	0	1						
25 Ryan Garko, R OBP: 0.383, SLG: 0.504	3-1 P5		2-2 FC5 HBP		0-1 G6-3			0-0 F9		3	0	0	0	0	0	2						
Casey Blake, R OBP: 0.369, SLG: 0.477	1-0 FC4-6 1-2		0-1 FC5		2-0 1B				1-1 F8	4	0	1	0	0	0	4						
Aaron Boone, R OBP: 0.313, SLG: 0.370		0-0 G5-3		2-0 7 L1-3 1B		0-1 F8			1-3 K	4	0	1	0	0	1	1						
7 Joe Inglett, L OBP: 0.318, SLG: 0.368		1-3 K		0-0 L1-3 1-1					2-2 G4-3	4	0	0	0	0	1	1						
38 Franklin Gutierrez, R OBP: 0.306, SLG: 0.380		2-2 G5-3		0-1 G5-3					0-1 F7	3	0	0	0	0	0	0						
2 Johnny Peralta, R OBP: 0.320, SLG: 0.382			1-1 P4		1-2 G6-3				1-0 F9	3	0	0	0	0	0	0						
<b>Inning Stats</b>	R: 1 E: 0 K: 0 S: 12	H: 2 LOB: 1 BB: 0 P: 20	R: 0 E: 0 K: 1 S: 9	H: 0 LOB: 0 BB: 0 P: 12	R: 0 E: 0 K: 0 S: 16	H: 1 LOB: 3 BB: 1 P: 26	R: 0 E: 0 K: 0 S: 4	H: 1 LOB: 0 BB: 0 P: 6	R: 0 E: 0 K: 1 S: 7	H: 0 LOB: 0 BB: 0 P: 10	R: 0 E: 0 K: 0 S: 5	H: 1 LOB: 1 BB: 0 P: 10	R: 0 E: 0 K: 0 S: 8	H: 0 LOB: 0 BB: 0 P: 6	R: 0 E: 0 K: 1 S: 8	H: 1 LOB: 1 BB: 0 P: 11	R: 0 E: 0 K: 1 S: 8	H: 0 LOB: 0 BB: 0 P: 12	1B: 6 2B: 1 3B: 0 HR: 0	SF: 0 SAC: 0 DP: 1 HBP: 1	WP: 0 PB: 0 SB: 0 CS: 0	PA: 34
<b>PITCHER</b>	IP WLS BF H R ER SO BB IBB HBP BLK WP HR S P ERA WHIP	7.0 W 27 5 1 1 2 1 0 1 0 0 0 7 10 0.00 1.500	0.2 H 1 0 0 0 0 0 0 0 0 0 0 1 1 0.00 0.000	1.0 S 3 0 0 0 1 0 0 0 0 0 0 8 12 0.00 0.000	<b>PITCHER</b>										IP WLS BF H R ER SO BB IBB HBP BLK WP HR S P ERA WHIP							

Minnesota Twins @ Cleveland Indians  
Jacobs Field, Cleveland, OH  
Sat Sep 16 2006, 7:05 PM EDT  
Att: 26,757 - Partly Cloudy - 70 F

AB	32
R	1
H	6
RBI	1
BB	1
SO	4
LOB	10









Batter	1	2	3	4	5	6	7	8	9	AB	R	H	RBI	BB	SO	LOB	TOP					
24 Grady Sizemore, L OBP: 0.377, SLG: 0.531										4	1	2	0	0	1	1						
Jason Michaels, R OBP: 0.325, SLG: 0.391										4	1	0	0	1	0	5						
41 Victor Martinez, S OBP: 0.384, SLG: 0.467										3	1	2	2	2	0	0						
25 Ryan Garko, R OBP: 0.373, SLG: 0.486										5	0	1	0	0	2	6						
Casey Blake, R OBP: 0.370, SLG: 0.478										4	1	2	2	1	0	1						
Kevin Kouzmanoff, R OBP: 0.290, SLG: 0.514										4	0	1	0	1	1	4						
2 Johnny Peralta, R OBP: 0.319, SLG: 0.380										5	0	2	0	0	0	4						
27 Hector Luna, R OBP: 0.342, SLG: 0.411										5	2	1	2	0	0	2						
30 Andy Marte, R OBP: 0.290, SLG: 0.410										5	1	2	0	0	0	1						
<b>Inning Stats</b>	R: 2 E: 0 K: 1 S: 13	H: 1 LOB: 0 BB: 1 P: 23	R: 0 E: 0 K: 0 S: 6	H: 1 LOB: 0 BB: 0 P: 9	R: 2 E: 0 K: 1 S: 18	H: 3 LOB: 3 BB: 2 P: 35	R: 1 E: 0 K: 0 S: 12	H: 2 LOB: 2 BB: 1 P: 22	R: 2 E: 0 K: 0 S: 17	H: 3 LOB: 1 BB: 0 P: 27	R: 0 E: 0 K: 2 S: 9	H: 1 LOB: 2 BB: 1 P: 19	R: 0 E: 0 K: 0 S: 6	H: 1 LOB: 0 BB: 0 P: 10	R: 0 E: 0 K: 0 S: 11	H: 0 LOB: 0 BB: 0 P: 16	R: 0 E: 0 K: 0 S: 10	H: 0 LOB: 0 BB: 0 P: 14	1B: 8 2B: 3 3B: 0 HR: 2	SF: 0 SAC: 0 DP: 1 HBP: 1	WP: 1 PB: 0 SB: 1 CS: 0	PA: 45
<b>PITCHER</b>	IP WLS BF H R ER SO BB IBB HBP BLK WP HR S P ERA WHIP	<b>49 Jason Windsor, R</b> (9.1) ERA: 5.19 1.0 3 0 0 0 0 0 0 0 0 0 0 10 16 0.00 3.000 1.1 6 1 0 0 2 1 0 0 0 0 0 9 18 0.00 1.500 1.2 3 0 0 0 0 0 0 0 1 0 0 4 6 0.00 0.000 1.3 3 1 0 0 0 0 0 0 0 1 0 10 15 0.00 1.500																				

Cleveland Indians @ Oakland Athletics  
McAfee Coliseum, Oakland, CA  
Mon Sep 18 2006, 10:05 PM EDT  
Att: 17,352 - Partly Cloudy - 63 F

AB 39  
R 7  
H 13  
RBI 6  
BB 5  
SO 4  
LOB 24



Batter	1	2	3	4	5	6	7	8	9	AB	R	H	RBI	BB	SO	LOB	BOTTOM					
Jason Kendall, R OBP: 0.366, SLG: 0.344										4	0	0	0	0	0	1						
21 Mark Kotsay, L OBP: 0.331, SLG: 0.390										3	0	2	1	0	0	0						
22 Milton Bradley, S OBP: 0.373, SLG: 0.430										4	0	2	0	0	1	1						
Frank Thomas, R OBP: 0.391, SLG: 0.568										3	0	1	0	1	0	4						
3 Eric Chavez, L OBP: 0.351, SLG: 0.425										4	0	0	0	0	1	2						
Jay Payton, R OBP: 0.329, SLG: 0.429										4	0	2	0	0	0	0						
Nick Swisher, S OBP: 0.368, SLG: 0.482										4	0	0	0	0	2	2						
Marco Scutaro, R OBP: 0.324, SLG: 0.382										4	1	1	0	0	1	1						
14 Mark Ellis, R OBP: 0.322, SLG: 0.384										3	1	1	0	0	0	0						
<b>Inning Stats</b>	R: 0 E: 0 K: 0 S: 9	H: 2 LOB: 1 BB: 0 P: 16	R: 0 E: 0 K: 2 S: 9	H: 1 LOB: 0 BB: 0 P: 15	R: 0 E: 0 K: 2 S: 17	H: 2 LOB: 0 BB: 0 P: 24	R: 0 E: 0 K: 2 S: 8	H: 0 LOB: 0 BB: 0 P: 11	R: 2 E: 1 K: 0 S: 8	H: 2 LOB: 0 BB: 0 P: 11	R: 0 E: 0 K: 0 S: 8	H: 2 LOB: 1 BB: 0 P: 13	R: 0 E: 0 K: 1 S: 10	H: 0 LOB: 0 BB: 0 P: 11	R: 0 E: 0 K: 0 S: 10	H: 0 LOB: 1 BB: 1 P: 20	R: 0 E: 0 K: 0 S: 3	H: 0 LOB: 0 BB: 0 P: 4	1B: 7 2B: 2 3B: 0 HR: 0	SF: 1 SAC: 0 DP: 3 HBP: 0	WP: 0 PB: 0 SB: 1 CS: 0	PA: 35
<b>PITCHER</b>	IP WLS BF H R ER SO BB IBB HBP BLK WP HR S P ERA WHIP	<b>37 Jake Westbrook, R</b> (1.1) ERA: 4.15 0.1 1 0 0 0 0 0 0 0 0 0 0 1 1 0.00 0.000 <b>58 Juan Lara, L</b> (8.1) ERA: 4.02 1.0 3 0 0 0 0 0 0 0 0 0 0 3 4 0.00 0.000																				

Cleveland Indians @ Oakland Athletics  
McAfee Coliseum, Oakland, CA  
Mon Sep 18 2006, 10:05 PM EDT  
Att: 17,352 - Partly Cloudy - 63 F

AB 33  
R 2  
H 9  
RBI 1  
BB 1  
SO 5  
LOB 11





Batter	1	2	3	4	5	6	7	8	9	AB	R	H	RBI	BB	SO	LOB	TOP								
24 Grady Sizemore, L (1, 10) OBP: 0.377, SLG: 0.530										4	0	1	0	1	2	0	<b>Cleveland Indians @ Oakland Athletics</b> McAfee Coliseum, Oakland, CA Tue Sep 19 2006, 10:05 PM EDT Att: 15,866 - Clear - 66 F								
Jason Michaels, R (1, 7) OBP: 0.324, SLG: 0.391										5	1	1	0	0	1	3									
Casey Blake, R (1, 3) OBP: 0.371, SLG: 0.477										5	2	2	0	0	3	3									
41 Victor Martinez, S (1, 2) OBP: 0.387, SLG: 0.469										4	0	3	0	1	1	0									
Kevin Kouzmanoff, R (1, 5) OBP: 0.317, SLG: 0.564										4	0	3	2	1	1	2									
27 Hector Luna, R (1, 4) OBP: 0.342, SLG: 0.411										5	0	2	1	0	2	5									
17 Shin-Soo Choo, L (1, 9) OBP: 0.347, SLG: 0.427										4	0	0	0	1	4	9									
2 Johnny Peralta, R (1, 6) OBP: 0.318, SLG: 0.378										3	0	0	0	1	2	2									
7 Joe Inglett, L (9, PH) OBP: 0.316, SLG: 0.365										1	0	0	0	0	0	2									
38 Franklin Gutierrez, R (1, 8) OBP: 0.297, SLG: 0.385										4	0	1	0	0	1	3									
<b>Inning Stats</b>	R: 1 E: 0 K: 3 S: 15	H: 3 LOB: 3 BB: 1 P: 24	R: 0 E: 0 K: 2 S: 7	H: 0 LOB: 0 BB: 0 P: 10	R: 1 E: 0 K: 2 S: 16	H: 3 LOB: 2 BB: 0 P: 26	R: 0 E: 0 K: 2 S: 13	H: 1 LOB: 2 BB: 1 P: 21	R: 0 E: 0 K: 2 S: 18	H: 1 LOB: 3 BB: 2 P: 32	R: 0 E: 0 K: 1 S: 8	H: 1 LOB: 0 BB: 0 P: 14	R: 0 E: 0 K: 2 S: 14	H: 1 LOB: 2 BB: 1 P: 22	R: 0 E: 0 K: 2 S: 10	H: 0 LOB: 0 BB: 0 P: 13	R: 1 E: 0 K: 1 S: 12	H: 3 LOB: 2 BB: 0 P: 17	1B: 11 2B: 3 3B: 0 HR: 0	SF: 0 SAC: 0 DP: 1 HBP: 0	WP: 0 PB: 0 SB: 0 CS: 0	PA: 44			
<b>PITCHER</b>	IP WLS BF H R ER SO BB IBB HBP BLK WP HR S P ERA WHIP	IP WLS BF H R ER SO BB IBB HBP BLK WP HR S P ERA WHIP	IP WLS BF H R ER SO BB IBB HBP BLK WP HR S P ERA WHIP	IP WLS BF H R ER SO BB IBB HBP BLK WP HR S P ERA WHIP	IP WLS BF H R ER SO BB IBB HBP BLK WP HR S P ERA WHIP	IP WLS BF H R ER SO BB IBB HBP BLK WP HR S P ERA WHIP	IP WLS BF H R ER SO BB IBB HBP BLK WP HR S P ERA WHIP	IP WLS BF H R ER SO BB IBB HBP BLK WP HR S P ERA WHIP	IP WLS BF H R ER SO BB IBB HBP BLK WP HR S P ERA WHIP	IP WLS BF H R ER SO BB IBB HBP BLK WP HR S P ERA WHIP	IP WLS BF H R ER SO BB IBB HBP BLK WP HR S P ERA WHIP	IP WLS BF H R ER SO BB IBB HBP BLK WP HR S P ERA WHIP	IP WLS BF H R ER SO BB IBB HBP BLK WP HR S P ERA WHIP	IP WLS BF H R ER SO BB IBB HBP BLK WP HR S P ERA WHIP	IP WLS BF H R ER SO BB IBB HBP BLK WP HR S P ERA WHIP	IP WLS BF H R ER SO BB IBB HBP BLK WP HR S P ERA WHIP	IP WLS BF H R ER SO BB IBB HBP BLK WP HR S P ERA WHIP	IP WLS BF H R ER SO BB IBB HBP BLK WP HR S P ERA WHIP	IP WLS BF H R ER SO BB IBB HBP BLK WP HR S P ERA WHIP	IP WLS BF H R ER SO BB IBB HBP BLK WP HR S P ERA WHIP	IP WLS BF H R ER SO BB IBB HBP BLK WP HR S P ERA WHIP	IP WLS BF H R ER SO BB IBB HBP BLK WP HR S P ERA WHIP	IP WLS BF H R ER SO BB IBB HBP BLK WP HR S P ERA WHIP		
Kirk Saarloos, R (1, 1) ERA: 4.65	5.0	27	8	2	2	11	3	1	0	0	0	0	0	69	113	3.60	2.200								
57 Chad Gaudin, R (6, 1) ERA: 2.62	1.0	W	3	1	0	0	1	0	0	0	0	0	0	8	14	0.00	1.000								
50 Kiko Calero, R (7, 1) ERA: 3.38	0.2	H	4	1	0	0	2	1	0	0	0	0	0	13	21	0.00	3.000								
58 Justin Duchschler, R (7, 1) ERA: 3.04	1.1	H	4	0	0	0	2	0	0	0	0	0	0	11	14	0.00	0.000								
51 Brad Halsey, L (9, 1) ERA: 4.72	0.0		2	2	1	1	0	0	0	0	0	0	0	4	6	=	=								

AB 39  
R 3  
H 13  
RBI 3  
BB 5  
SO 17  
LOB 29



Batter	1	2	3	4	5	6	7	8	9	AB	R	H	RBI	BB	SO	LOB	BOTTOM								
Jason Kendall, R (1, 2) OBP: 0.366, SLG: 0.343										4	0	1	0	1	0	0	<b>Cleveland Indians @ Oakland Athletics</b> McAfee Coliseum, Oakland, CA Tue Sep 19 2006, 10:05 PM EDT Att: 15,866 - Clear - 66 F								
14 Mark Ellis, R (1, 4) OBP: 0.321, SLG: 0.381										3	0	0	0	1	0	1									
22 Milton Bradley, S (1, 9) OBP: 0.368, SLG: 0.425										4	0	0	0	0	1	4									
Frank Thomas, R (1, 10) OBP: 0.392, SLG: 0.566										2	1	0	0	2	1	0									
Jay Payton, R (1, 8) OBP: 0.328, SLG: 0.427										4	1	1	0	0	0	2									
3 Enc Chavez, L (1, 5) OBP: 0.352, SLG: 0.431										3	2	1	1	1	0	2									
Nick Swisher, S (1, 3) OBP: 0.371, SLG: 0.487										2	2	1	2	1	0	0									
23 Bobby Kielty, S (1, 7) OBP: 0.331, SLG: 0.444										4	1	1	4	0	0	1									
Marco Scutaro, R (1, 6) OBP: 0.326, SLG: 0.382										3	0	1	0	1	0	0									
<b>Inning Stats</b>	R: 0 E: 0 K: 1 S: 8	H: 0 LOB: 0 BB: 0 P: 11	R: 0 E: 0 K: 0 S: 6	H: 0 LOB: 0 BB: 0 P: 10	R: 0 E: 0 K: 0 S: 11	H: 1 LOB: 3 BB: 2 P: 24	R: 1 E: 0 K: 1 S: 12	H: 1 LOB: 1 BB: 1 P: 21	R: 0 E: 0 K: 0 S: 8	H: 0 LOB: 0 BB: 0 P: 12	R: 4 E: 0 K: 0 S: 12	H: 2 LOB: 0 BB: 2 P: 30	R: 0 E: 0 K: 0 S: 5	H: 1 LOB: 2 BB: 1 P: 13	R: 2 E: 0 K: 0 S: 9	H: 1 LOB: 0 BB: 1 P: 17		1B: 3 2B: 0 3B: 0 HR: 3	SF: 0 SAC: 0 DP: 0 HBP: 1	WP: 1 PB: 0 SB: 0 CS: 1	PA: 38				
<b>PITCHER</b>	IP WLS BF H R ER SO BB IBB HBP BLK WP HR S P ERA WHIP	IP WLS BF H R ER SO BB IBB HBP BLK WP HR S P ERA WHIP	IP WLS BF H R ER SO BB IBB HBP BLK WP HR S P ERA WHIP	IP WLS BF H R ER SO BB IBB HBP BLK WP HR S P ERA WHIP	IP WLS BF H R ER SO BB IBB HBP BLK WP HR S P ERA WHIP	IP WLS BF H R ER SO BB IBB HBP BLK WP HR S P ERA WHIP	IP WLS BF H R ER SO BB IBB HBP BLK WP HR S P ERA WHIP	IP WLS BF H R ER SO BB IBB HBP BLK WP HR S P ERA WHIP	IP WLS BF H R ER SO BB IBB HBP BLK WP HR S P ERA WHIP	IP WLS BF H R ER SO BB IBB HBP BLK WP HR S P ERA WHIP	IP WLS BF H R ER SO BB IBB HBP BLK WP HR S P ERA WHIP	IP WLS BF H R ER SO BB IBB HBP BLK WP HR S P ERA WHIP	IP WLS BF H R ER SO BB IBB HBP BLK WP HR S P ERA WHIP	IP WLS BF H R ER SO BB IBB HBP BLK WP HR S P ERA WHIP	IP WLS BF H R ER SO BB IBB HBP BLK WP HR S P ERA WHIP	IP WLS BF H R ER SO BB IBB HBP BLK WP HR S P ERA WHIP	IP WLS BF H R ER SO BB IBB HBP BLK WP HR S P ERA WHIP	IP WLS BF H R ER SO BB IBB HBP BLK WP HR S P ERA WHIP	IP WLS BF H R ER SO BB IBB HBP BLK WP HR S P ERA WHIP	IP WLS BF H R ER SO BB IBB HBP BLK WP HR S P ERA WHIP	IP WLS BF H R ER SO BB IBB HBP BLK WP HR S P ERA WHIP	IP WLS BF H R ER SO BB IBB HBP BLK WP HR S P ERA WHIP	IP WLS BF H R ER SO BB IBB HBP BLK WP HR S P ERA WHIP		
31 Cliff Lee, L (1, 1) ERA: 4.58	5.2	L	27	4	5	2	5	0	1	0	0	0	0	1	3	0.00	0.000								
Fernando Cabrera, R (6, 1) ERA: 4.92	0.1		0	0	0	0	0	0	0	0	0	0	0	1	3	0.00	0.000								
Jason Davis, R (7, 1) ERA: 4.01	1.0		5	1	0	0	0	1	0	0	0	0	0	5	13	0.00	1.000								
53 Rafael Perez, L (8, 1) ERA: 5.06	1.0		5	1	2	2	0	1	0	0	0	1	9	17	18.00	2.000									

AB 29  
R 7  
H 6  
RBI 7  
BB 7  
SO 2  
LOB 10





Batter	1	2	3	4	5	6	7	8	9	AB	R	H	RBI	BB	SO	LOB	TOP				
24 Grady Sizemore, L (1, 8) OBP: 0.377, SLG: 0.531	1-0 FC1-5-4 2B		1-3 K		0-1 G3			0-2 41 1B		4	1	2	0	0	1	0					
Casey Blake, R (1, 9) OBP: 0.397, SLG: 0.472	0-1 FC1-5-6-1 41 G4-3 2B 2-3		1-2 G5-3			0-1 G6-3		1-0 L5		4	1	0	0	0	0	2					
41 Victor Martinez, S (1, 2) OBP: 0.388, SLG: 0.468 Jason Michaels, R (6, PR) OBP: 0.324, SLG: 0.391 10 Kelly Shoppach, R (8, 2) OBP: 0.324, SLG: 0.426	1-1 G4-3		4-0			2-2 P6		1-2 2-H 1B		3	0	1	1	1	0	1					
25 Ryan Garko, R (1, 3) OBP: 0.370, SLG: 0.486	2-2 3-H 2B		2-3 K			3-2 F8		1-3 K		4	1	1	1	0	2	2					
Kevin Kouzmanoff, R (1, 10) OBP: 0.311, SLG: 0.535	1-2 2-H 1B			0-0 P2			1-0 G6-3		1-1 G6-3	4	0	1	1	0	0	0					
27 Hector Luna, R (1, 6) OBP: 0.339, SLG: 0.406	1-3 K			0-1 F9			0-0 F9		0-0 L4	4	0	0	0	0	1	1					
7 Joe Inglett, L (1, 4) OBP: 0.320, SLG: 0.369		2-2 F7		0-3 K			0-2 1B		1-0 1B	4	0	2	0	0	1	0					
30 Andy Marte, R (1, 5) OBP: 0.284, SLG: 0.401 17 Shin-Soo Choo, L (9, PH) OBP: 0.345, SLG: 0.424		2-1 G1-3			0-0 F8		1-0 P3		1-3 K	3	0	0	0	0	0	1					
38 Franklin Gutierrez, R (1, 7) OBP: 0.289, SLG: 0.356		0-1 F9			3-2 G6-3			0-1 G5-3		3	0	0	0	0	0	0					
<b>Inning Stats</b>	R: 2 E: 0 K: 1 S: 15	H: 3 LOB: 1 BB: 0 P: 21	R: 0 E: 0 K: 0 S: 8	H: 0 LOB: 0 BB: 0 P: 12	R: 0 E: 0 K: 2 S: 9	H: 0 LOB: 1 BB: 1 P: 17	R: 0 E: 0 K: 1 S: 6	H: 0 LOB: 0 BB: 0 P: 6	R: 0 E: 0 K: 0 S: 9	H: 0 LOB: 0 BB: 0 P: 12	R: 0 E: 0 K: 0 S: 8	H: 1 LOB: 1 BB: 0 P: 9	R: 1 E: 1 K: 1 S: 12	H: 2 LOB: 1 BB: 0 P: 15	R: 0 E: 0 K: 1 S: 7	H: 1 LOB: 1 BB: 0 P: 10	1B: 5 2B: 2 3B: 0 HR: 0	SF: 0 SAC: 0 DP: 0 HBP: 0	WP: 0 PB: 0 SB: 0 CS: 0	PA: 35	
<b>PITCHER</b>	IP WLS BF H R ER SO BB IBB HBP BLK WP HR S P ERA WHIP	IP WLS BF H R ER SO BB IBB HBP BLK WP HR S P ERA WHIP	IP WLS BF H R ER SO BB IBB HBP BLK WP HR S P ERA WHIP	IP WLS BF H R ER SO BB IBB HBP BLK WP HR S P ERA WHIP	IP WLS BF H R ER SO BB IBB HBP BLK WP HR S P ERA WHIP	IP WLS BF H R ER SO BB IBB HBP BLK WP HR S P ERA WHIP	IP WLS BF H R ER SO BB IBB HBP BLK WP HR S P ERA WHIP	IP WLS BF H R ER SO BB IBB HBP BLK WP HR S P ERA WHIP	IP WLS BF H R ER SO BB IBB HBP BLK WP HR S P ERA WHIP	IP WLS BF H R ER SO BB IBB HBP BLK WP HR S P ERA WHIP	IP WLS BF H R ER SO BB IBB HBP BLK WP HR S P ERA WHIP	IP WLS BF H R ER SO BB IBB HBP BLK WP HR S P ERA WHIP	IP WLS BF H R ER SO BB IBB HBP BLK WP HR S P ERA WHIP	IP WLS BF H R ER SO BB IBB HBP BLK WP HR S P ERA WHIP	IP WLS BF H R ER SO BB IBB HBP BLK WP HR S P ERA WHIP	IP WLS BF H R ER SO BB IBB HBP BLK WP HR S P ERA WHIP	IP WLS BF H R ER SO BB IBB HBP BLK WP HR S P ERA WHIP	IP WLS BF H R ER SO BB IBB HBP BLK WP HR S P ERA WHIP	IP WLS BF H R ER SO BB IBB HBP BLK WP HR S P ERA WHIP	IP WLS BF H R ER SO BB IBB HBP BLK WP HR S P ERA WHIP	IP WLS BF H R ER SO BB IBB HBP BLK WP HR S P ERA WHIP

Cleveland Indians @ Oakland Athletics  
McAfee Coliseum, Oakland, CA  
Wed Sep 20 2006, 10:05 PM EDT  
Att: 25,131 - Clear - 69 F

AB 34  
R 3  
H 7  
RBI 3  
BB 1  
SO 6  
LOB 8



Batter	1	2	3	4	5	6	7	8	9	AB	R	H	RBI	BB	SO	LOB	BOTTOM				
Jason Kendall, R (1, 2) OBP: 0.365, SLG: 0.342	1-2 F7		1-3 K		2-2 F9		1 SAFE 0-2 22 1B	1-1 G5-3		5	1	1	0	0	1	3					
21 Mark Kotsay, L (1, 8) OBP: 0.332, SLG: 0.390	0-0 22 G4-3 1B		4-1 22 FC4-6 BB		0-1 G3-1		0-1 F7		2-3f	3	0	1	0	1	0	2					
22 Milton Bradley, S (1, 9) OBP: 0.370, SLG: 0.435	2-2 G4-3		1-1 FC4-6 S 1-2f			1-0 HR	3-1 1-2 2-H 2B			4	2	2	2	0	0	2					
Frank Thomas, R (1, 10) OBP: 0.390, SLG: 0.565	0-1 G5-3		1-2 F8			1-1 F7	0-1 2-H 2B			4	0	1	2	0	0	2					
Jay Payton, R (1, 7) OBP: 0.330, SLG: 0.428		0-0 G1-3		0-1 F7 1B			3-1 BB 1B	0-1 G6-3		4	0	2	0	0	0	1					
Nick Swisher, S (1, 3) OBP: 0.372, SLG: 0.488		0-2 G4-3		2-1 F7		1-2 BB	4-2 G6-4-3 BB	0-1 14 SH5-4 2B		3	0	1	0	1	0	1					
Marcio Scutaro, R (1, 6) OBP: 0.328, SLG: 0.381		0-0	1-2 14 1B		1-2 K		1-1 G6-4-3	4-2 14 SH5-4 BB		3	0	1	0	1	1	3					
14 Mark Ellis, R (1, 4) OBP: 0.323, SLG: 0.383		1-2 FC6-4 1B		0-0 G3-1			1-2 22 1B	0-0 SH5-4		3	1	2	0	0	0	1					
Antonio Perez, R (1, 5) OBP: 0.177, SLG: 0.193 29 Dan Johnson, L (7, PH) OBP: 0.327, SLG: 0.384 D'Angelo Jimenez, S (8, 5) OBP: 0.329, SLG: 0.365		0-0 FC6-4		1-3 K			2-3 K	4-0 1B		2	0	0	0	0	1	2					
<b>Inning Stats</b>	R: 0 E: 0 K: 0 S: 11	H: 1 LOB: 1 BB: 0 P: 14	R: 0 E: 0 K: 0 S: 10	H: 2 LOB: 2 BB: 0 P: 11	R: 0 E: 0 K: 1 S: 9	H: 1 LOB: 1 BB: 0 P: 16	R: 0 E: 0 K: 1 S: 8	H: 1 LOB: 1 BB: 0 P: 11	R: 0 E: 0 K: 1 S: 10	H: 0 LOB: 0 BB: 0 P: 13	R: 1 E: 0 K: 0 S: 9	H: 2 LOB: 1 BB: 1 P: 19	R: 3 E: 0 K: 1 S: 17	H: 4 LOB: 1 BB: 0 P: 23	R: 0 E: 0 K: 0 S: 8	H: 1 LOB: 2 BB: 2 P: 17	1B: 8 2B: 2 3B: 0 HR: 1	SF: 0 SAC: 1 DP: 2 HBP: 0	WP: 0 PB: 0 SB: 1 CS: 0	PA: 37	
<b>PITCHER</b>	IP WLS BF H R ER SO BB IBB HBP BLK WP HR S P ERA WHIP	IP WLS BF H R ER SO BB IBB HBP BLK WP HR S P ERA WHIP	IP WLS BF H R ER SO BB IBB HBP BLK WP HR S P ERA WHIP	IP WLS BF H R ER SO BB IBB HBP BLK WP HR S P ERA WHIP	IP WLS BF H R ER SO BB IBB HBP BLK WP HR S P ERA WHIP	IP WLS BF H R ER SO BB IBB HBP BLK WP HR S P ERA WHIP	IP WLS BF H R ER SO BB IBB HBP BLK WP HR S P ERA WHIP	IP WLS BF H R ER SO BB IBB HBP BLK WP HR S P ERA WHIP	IP WLS BF H R ER SO BB IBB HBP BLK WP HR S P ERA WHIP	IP WLS BF H R ER SO BB IBB HBP BLK WP HR S P ERA WHIP	IP WLS BF H R ER SO BB IBB HBP BLK WP HR S P ERA WHIP	IP WLS BF H R ER SO BB IBB HBP BLK WP HR S P ERA WHIP	IP WLS BF H R ER SO BB IBB HBP BLK WP HR S P ERA WHIP	IP WLS BF H R ER SO BB IBB HBP BLK WP HR S P ERA WHIP	IP WLS BF H R ER SO BB IBB HBP BLK WP HR S P ERA WHIP	IP WLS BF H R ER SO BB IBB HBP BLK WP HR S P ERA WHIP	IP WLS BF H R ER SO BB IBB HBP BLK WP HR S P ERA WHIP	IP WLS BF H R ER SO BB IBB HBP BLK WP HR S P ERA WHIP	IP WLS BF H R ER SO BB IBB HBP BLK WP HR S P ERA WHIP	IP WLS BF H R ER SO BB IBB HBP BLK WP HR S P ERA WHIP	IP WLS BF H R ER SO BB IBB HBP BLK WP HR S P ERA WHIP

Cleveland Indians @ Oakland Athletics  
McAfee Coliseum, Oakland, CA  
Wed Sep 20 2006, 10:05 PM EDT  
Att: 25,131 - Clear - 69 F

AB 32  
R 4  
H 11  
RBI 4  
BB 4  
SO 4  
LOB 18













Batter	1	2	3	4	5	6	7	8	9	AB	R	H	RBI	BB	SO	LOB	TOP								
24 Grady Sizemore, L (1, 8) OBP: 0.377, SLG: 0.530	1-1 G4-3		4-2 7 1B 41 2B BB	1-1 G3		0-2 G4-3			1-3 K	4	1	0	0	1	1	1									
7 Joe Inglett, L (1, 4) OBP: 0.335, SLG: 0.387	0-2 2B		0-1 41 2B 1B	3-2 1B		1-0 G1-3			0-3 K	5	1	3	0	0	1	1									
41 Victor Martinez, S (1, 10) OBP: 0.392, SLG: 0.470	4-2 BB		1-0 25 G4-3 17 1B 2B	2-1 G4-3			0-1 G4-3		1-2 P3	4	1	1	2	1	0	2									
25 Ryan Garko, R (1, 3) OBP: 0.364, SLG: 0.471	1-3 K		0-2 G4-3		2-1 17 FC6-4 1B		2-0 G6-3			4	0	1	0	0	1	3									
Casey Blake, R (1, 9) OBP: 0.361, SLG: 0.461	1-2 L6		0-0 G5-3		1-3 K		1-0 P4			4	0	0	0	0	1	4									
17 Shin-Soo Choo, L (1, 7) OBP: 0.346, SLG: 0.423		2-3 K	0-1 2 S 2B 1B		1-1 FC6-4 2 HR			0-1 G6-3		4	2	1	1	0	1	1									
2 Johnny Perella, R (1, 6) OBP: 0.319, SLG: 0.384		0-2 G6-3	2-2 1-H 2B		0-0 HR			2-0 G5-3		4	1	2	3	0	0	0									
30 Andy Marte, R (1, 5) OBP: 0.282, SLG: 0.389		4-1 BB	0-0 G1-3		2-2 G4-3			2-1 G6-3		3	0	0	0	1	0	1									
10 Kelly Shoppach, R (1, 2) OBP: 0.318, SLG: 0.412		0-3 K		1-2 K				3-3 K		4	0	1	0	0	3	1									
<b>Inning Stats</b>	R: 0 E: 0 K: 1 S: 16	H: 1 LOB: 2 BB: 1 P: 23	R: 0 E: 0 K: 2 S: 13	H: 0 LOB: 1 BB: 1 P: 19	R: 4 E: 0 K: 0 S: 16	H: 4 LOB: 1 BB: 1 P: 23	R: 0 E: 0 K: 1 S: 12	H: 1 LOB: 1 BB: 0 P: 19	R: 2 E: 0 K: 1 S: 14	H: 2 LOB: 0 BB: 0 P: 20	R: 0 E: 0 K: 1 S: 7	H: 0 LOB: 0 BB: 0 P: 11	R: 0 E: 0 K: 0 S: 4	H: 0 LOB: 0 BB: 0 P: 7	R: 0 E: 0 K: 0 S: 5	H: 0 LOB: 0 BB: 0 P: 9	R: 0 E: 0 K: 2 S: 17	H: 1 LOB: 1 BB: 0 P: 22	1B: 5 2B: 3 3B: 0 HR: 1	SF: 0 SAC: 0 DP: 0 HBP: 0	WP: 0 PB: 0 SB: 1 CS: 0	PA: 39			
<b>PITCHER</b>	IP	WLS	BF	H	R	ER	SO	BB	IBB	HBP	BLK	WP	HR	S	P	ERA	WHIP								
44 Vicente Padilla, R (1, 1) ERA: 4.44	5.0	L	26	8	6	6	5	3	0	0	0	0	1	71	104	10.80	2.200								
59 Josh Rupe, R (6, 1) ERA: 3.45	2.0		6	0	0	0	1	0	0	0	0	0	0	11	18	0.00	0.000								
39 Scott Feldman, R (8, 1) ERA: 4.05	1.0		4	1	0	0	0	0	0	0	0	0	0	9	16	0.00	1.000								
48 John Rheinecker, L (9, 1) ERA: 5.97	1.0		3	0	0	0	2	0	0	0	0	0	0	13	15	0.00	0.000								

Cleveland Indians @ Texas Rangers  
Ameriquest Field, Arlington, TX  
Sat Sep 23 2006, 8:05 PM EDT  
Att: 38,367 - Partly Cloudy - 81 F


AB 36  
R 6  
H 9  
RBI 6  
BB 3  
SO 8  
LOB 14



Batter	1	2	3	4	5	6	7	8	9	AB	R	H	RBI	BB	SO	LOB	BOTTOM								
Gary Matthews, S (1, 8) OBP: 0.377, SLG: 0.506	3-2 F7		1-0 G6-3		0-0 10 CS 1B		3-2 F8		1-0 G4-3	5	0	1	0	0	0	1									
10 Michael Young, R (1, 6) OBP: 0.354, SLG: 0.462	3-2 F9		1-3 K		3-3 K		1-1 L9			4	0	0	0	0	2	1									
23 Mark Teixeira, S (1, 3) OBP: 0.368, SLG: 0.498	1-1 1B			1-2 1B 2B		0-1 5 BB 9 BB 1B		1-0 HR 1B		4	2	4	0	0	0	0									
Carlos Lee, R (1, 7) OBP: 0.357, SLG: 0.548	1-0 F9			0-2 P4		1-3 K		0-0 1-H HR		4	1	1	2	0	1	3									
9 Hank Blalock, L (1, 10) OBP: 0.329, SLG: 0.406		1-1 F9		3-3 K		4-1 5 BB 1-2 BB		2-3 K		3	0	0	0	1	2	1									
Mark DeRosa, R (1, 5) OBP: 0.383, SLG: 0.470		3-2 P4		3-1 15 WP 5 BB 1B		0-3 K		1-2 G3		4	0	1	1	0	1	2									
5 Ian Kinsler, R (1, 4) OBP: 0.346, SLG: 0.451		0-1 1B		4-2 15 WP 1-2 BB		4-2 K		2-2 G5-3		2	0	1	0	2	0	0									
15 Gerald Laird, R (1, 2) OBP: 0.346, SLG: 0.496		1-0 L7		3-1 F8		1-2 G4-3			3-3 K	4	0	0	0	0	1	6									
17 Nelson Cruz, R (1, 9) OBP: 0.245, SLG: 0.388			4-2 G6-3 BB		1-2 P6		1-3 K		1-3 K	3	0	0	0	1	2	0									
<b>Inning Stats</b>	R: 0 E: 0 K: 0 S: 9	H: 1 LOB: 0 BB: 0 P: 17	R: 0 E: 0 K: 0 S: 8	H: 1 LOB: 0 BB: 0 P: 13	R: 0 E: 0 K: 1 S: 6	H: 0 LOB: 1 BB: 1 P: 12	R: 1 E: 0 K: 1 S: 19	H: 2 LOB: 2 BB: 1 P: 33	R: 0 E: 0 K: 1 S: 8	H: 1 LOB: 1 BB: 0 P: 12	R: 0 E: 0 K: 2 S: 15	H: 1 LOB: 3 BB: 2 P: 25	R: 0 E: 0 K: 1 S: 8	H: 0 LOB: 0 BB: 0 P: 13	R: 2 E: 0 K: 1 S: 11	H: 2 LOB: 0 BB: 0 P: 17	R: 0 E: 0 K: 2 S: 9	H: 0 LOB: 0 BB: 0 P: 14	1B: 6 2B: 2 3B: 0 HR: 1	SF: 0 SAC: 0 DP: 2 HBP: 0	WP: 1 PB: 0 SB: 0 CS: 1	PA: 37			
<b>PITCHER</b>	IP	WLS	BF	H	R	ER	SO	BB	IBB	HBP	BLK	WP	HR	S	P	ERA	WHIP								
54 Brian Stocum, R (1, 1) ERA: 7.71	4.0		17	4	1	1	2	2	0	0	0	0	0	42	75	2.25	1.500								
Jason Davis, R (5, 1) ERA: 3.81	1.1		5	2	0	0	2	0	0	0	0	0	0	14	19	0.00	1.500								
58 Juan Lara, L (6, 1) ERA: 2.08	0.0		1	0	0	0	0	1	0	0	0	0	0	1	5										
59 Matt Miller, R (6, 1) ERA: 4.26	0.2	W	3	0	0	0	1	1	0	0	0	0	0	8	13	0.00	1.500								
Fernando Cabrera, R (7, 1) ERA: 5.34	2.0		8	2	2	2	2	0	0	0	0	0	1	19	30	9.00	1.000								
63 Rafael Betancourt, R (9, 1) ERA: 3.95	1.0		3	0	0	0	2	0	0	0	0	0	0	9	14	0.00	0.000								

Cleveland Indians @ Texas Rangers  
Ameriquest Field, Arlington, TX  
Sat Sep 23 2006, 8:05 PM EDT  
Att: 38,367 - Partly Cloudy - 81 F

AB 33  
R 3  
H 8  
RBI 3  
BB 4  
SO 9  
LOB 14





Batter	1	2	3	4	5	6	7	8	9	AB	R	H	RBI	BB	SO	LOB	TOP					
24 Grady Sizemore, L OBP: 0.378, SLG: 0.538	G3-1	25 G3 7 SH5-4 BB	K		2-H HR	1-H IHR			G4-3	5	2	4	1	1	2							
7 Joe Inglett, L OBP: 0.337, SLG: 0.388	K	SH5-4		1-0 1B	3-2 1B	0-0 F8			G1-3	5	0	2	0	0	1	0						
41 Victor Martinez, S OBP: 0.391, SLG: 0.467	17 1B	25 G3 IBB		0-3 K	0-3 K				G3	5	1	1	0	1	2	2						
25 Ryan Garko, R OBP: 0.365, SLG: 0.462	17 E 17 1B HBP	G3		1-3 K		3-2 BB 17 1B HBP			F9	3	1	0	1	0	1	3						
17 Shin-Soo Choo, L OBP: 0.354, SLG: 0.426	E8 1-3 2-H 1B	F7		4-2 BB		2-2 PB BB 1B			G1-3	4	1	2	1	1	0	2						
Kevin Kouzmanoff, R OBP: 0.315, SLG: 0.469	P4		4-1 38 SH5-4 2 E BB	1-1 G2-3		4-1 PB 1B BB			G6-3	3	1	0	0	2	0	4						
2 Johnny Perella, R OBP: 0.320, SLG: 0.385		38 2B 1B BB	3-2 E5 38 SH5-4		3-1 24 HR 2B	1-3 K			G1-3	4	2	1	0	1	1	4	AB 38					
38 Franklin Gutierrez, R OBP: 0.302, SLG: 0.373		1B 2B	SH5-4		0-3 K	2-3 K				4	1	2	0	0	2	4	R 11					
Aaron Boone, R OBP: 0.314, SLG: 0.370		7 SH5-4 25 G3 24 S 1B	G5-3		3-3 K	0-1 24 S IHR 1B			K	5	2	2	4	0	2	4	H 12					
<b>Inning Stats</b>	R: 1 E: 1 K: 1 S: 16	H: 2 LOB: 2 BB: 0 P: 28	R: 3 E: 0 K: 0 S: 16	H: 2 LOB: 3 BB: 3 P: 34	R: 0 E: 1 K: 1 S: 9	H: 0 LOB: 1 BB: 1 P: 17	R: 0 E: 0 K: 2 S: 12	H: 1 LOB: 2 BB: 1 P: 19	R: 2 E: 0 K: 3 S: 16	H: 3 LOB: 1 BB: 0 P: 25	R: 5 E: 0 K: 2 S: 18	H: 3 LOB: 0 BB: 1 P: 32	R: 0 E: 0 K: 0 S: 6	H: 1 LOB: 1 BB: 0 P: 12	R: 0 E: 0 K: 0 S: 6	H: 0 LOB: 0 BB: 0 P: 9	1B: 8 2B: 2 3B: 0 HR: 2	SF: 0 SAC: 2 DP: 0 HBP: 2	WP: 0 PB: 1 SB: 4 CS: 0	PA: 48		
<b>PITCHER</b>	IP WLS BF H R ER SO BB IBB HBP BLK WP HR S P ERA WHIP	IP WLS BF H R ER SO BB IBB HBP BLK WP HR S P ERA WHIP	IP WLS BF H R ER SO BB IBB HBP BLK WP HR S P ERA WHIP	IP WLS BF H R ER SO BB IBB HBP BLK WP HR S P ERA WHIP	IP WLS BF H R ER SO BB IBB HBP BLK WP HR S P ERA WHIP	IP WLS BF H R ER SO BB IBB HBP BLK WP HR S P ERA WHIP	IP WLS BF H R ER SO BB IBB HBP BLK WP HR S P ERA WHIP	IP WLS BF H R ER SO BB IBB HBP BLK WP HR S P ERA WHIP	IP WLS BF H R ER SO BB IBB HBP BLK WP HR S P ERA WHIP	IP WLS BF H R ER SO BB IBB HBP BLK WP HR S P ERA WHIP	IP WLS BF H R ER SO BB IBB HBP BLK WP HR S P ERA WHIP	IP WLS BF H R ER SO BB IBB HBP BLK WP HR S P ERA WHIP	IP WLS BF H R ER SO BB IBB HBP BLK WP HR S P ERA WHIP	IP WLS BF H R ER SO BB IBB HBP BLK WP HR S P ERA WHIP	IP WLS BF H R ER SO BB IBB HBP BLK WP HR S P ERA WHIP	IP WLS BF H R ER SO BB IBB HBP BLK WP HR S P ERA WHIP	IP WLS BF H R ER SO BB IBB HBP BLK WP HR S P ERA WHIP	IP WLS BF H R ER SO BB IBB HBP BLK WP HR S P ERA WHIP	IP WLS BF H R ER SO BB IBB HBP BLK WP HR S P ERA WHIP	IP WLS BF H R ER SO BB IBB HBP BLK WP HR S P ERA WHIP	IP WLS BF H R ER SO BB IBB HBP BLK WP HR S P ERA WHIP	IP WLS BF H R ER SO BB IBB HBP BLK WP HR S P ERA WHIP

Cleveland Indians @ Texas Rangers  
Ameriquest Field, Arlington, TX  
Sun Sep 24 2006, 2:05 PM EDT  
Att: 36,605 - Partly Cloudy - 70 F

AB 38  
R 11  
H 12  
RBI 10  
BB 6  
SO 10  
LOB 25



Batter	1	2	3	4	5	6	7	8	9	AB	R	H	RBI	BB	SO	LOB	BOTTOM					
Gary Matthews, S OBP: 0.377, SLG: 0.505	F7	F7		10 G4-6-3 1B		L6				5	0	2	1	0	0	2						
10 Michael Young, R OBP: 0.355, SLG: 0.459	23 HBP BB	BB		G4-6-3		G4-3		2-H 1B		3	0	0	0	2	0	2						
23 Mark Teixeira, S OBP: 0.368, SLG: 0.496	HBP	G4-3			4-2 9 FC6-4 1B BB	K			G4-3	3	1	0	0	1	1	3						
Carlos Lee, R OBP: 0.358, SLG: 0.546	P1		G1-3		1-0 9 FC6-4 1B				G6-3	5	0	2	0	0	0	2						
9 Hank Blalock, L OBP: 0.328, SLG: 0.406	K		1B 5 SF8 2B		1-2 FC6-4 FC4-6				K	5	1	1	0	0	2	5						
Mark DeRosa, R OBP: 0.383, SLG: 0.469		49 1B 17 2B 1B	1-1 FC4-6 1B		3-2 FC4-6 5 1B 2B				K	5	2	2	1	0	1	2						
5 Ian Kinsler, R OBP: 0.345, SLG: 0.450		K		SF8		49 2B 1B			G4-3	3	1	1	1	0	1	1	AB 37					
49 Miguel Ojeda, R OBP: 0.319, SLG: 0.386		17 2B 1B	FC4-6		1-2 2B				L8	4	0	2	2	0	0	1	R 6					
17 Nelson Cruz, R OBP: 0.254, SLG: 0.411				G6-3		F8			1B 2B	4	1	2	1	0	0	1	H 12					
<b>Inning Stats</b>	R: 0 E: 0 K: 1 S: 12	H: 0 LOB: 1 BB: 1 P: 21	R: 1 E: 0 K: 0 S: 11	H: 2 LOB: 1 BB: 0 P: 17	R: 0 E: 0 K: 0 S: 6	H: 1 LOB: 0 BB: 0 P: 10	R: 3 E: 0 K: 0 S: 15	H: 3 LOB: 1 BB: 1 P: 28	R: 0 E: 0 K: 1 S: 6	H: 0 LOB: 0 BB: 0 P: 9	R: 0 E: 0 K: 2 S: 7	H: 0 LOB: 0 BB: 0 P: 11	R: 1 E: 0 K: 0 S: 11	H: 2 LOB: 1 BB: 0 P: 15	R: 0 E: 0 K: 0 S: 10	H: 1 LOB: 1 BB: 0 P: 14	1B: 8 2B: 4 3B: 0 HR: 0	SF: 1 SAC: 0 DP: 1 HBP: 1	WP: 0 PB: 0 SB: 0 CS: 0	PA: 42		
<b>PITCHER</b>	IP WLS BF H R ER SO BB IBB HBP BLK WP HR S P ERA WHIP	IP WLS BF H R ER SO BB IBB HBP BLK WP HR S P ERA WHIP	IP WLS BF H R ER SO BB IBB HBP BLK WP HR S P ERA WHIP	IP WLS BF H R ER SO BB IBB HBP BLK WP HR S P ERA WHIP	IP WLS BF H R ER SO BB IBB HBP BLK WP HR S P ERA WHIP	IP WLS BF H R ER SO BB IBB HBP BLK WP HR S P ERA WHIP	IP WLS BF H R ER SO BB IBB HBP BLK WP HR S P ERA WHIP	IP WLS BF H R ER SO BB IBB HBP BLK WP HR S P ERA WHIP	IP WLS BF H R ER SO BB IBB HBP BLK WP HR S P ERA WHIP	IP WLS BF H R ER SO BB IBB HBP BLK WP HR S P ERA WHIP	IP WLS BF H R ER SO BB IBB HBP BLK WP HR S P ERA WHIP	IP WLS BF H R ER SO BB IBB HBP BLK WP HR S P ERA WHIP	IP WLS BF H R ER SO BB IBB HBP BLK WP HR S P ERA WHIP	IP WLS BF H R ER SO BB IBB HBP BLK WP HR S P ERA WHIP	IP WLS BF H R ER SO BB IBB HBP BLK WP HR S P ERA WHIP	IP WLS BF H R ER SO BB IBB HBP BLK WP HR S P ERA WHIP	IP WLS BF H R ER SO BB IBB HBP BLK WP HR S P ERA WHIP	IP WLS BF H R ER SO BB IBB HBP BLK WP HR S P ERA WHIP	IP WLS BF H R ER SO BB IBB HBP BLK WP HR S P ERA WHIP	IP WLS BF H R ER SO BB IBB HBP BLK WP HR S P ERA WHIP	IP WLS BF H R ER SO BB IBB HBP BLK WP HR S P ERA WHIP	IP WLS BF H R ER SO BB IBB HBP BLK WP HR S P ERA WHIP

Cleveland Indians @ Texas Rangers  
Ameriquest Field, Arlington, TX  
Sun Sep 24 2006, 2:05 PM EDT  
Att: 36,605 - Partly Cloudy - 70 F

AB 37  
R 6  
H 12  
RBI 6  
BB 3  
SO 5  
LOB 19









Batter	1	2	3	4	5	6	7	8	9	AB	R	H	RBI	BB	SO	LOB	TOP																					
38 Pablo Ozuna, R OBP: 0.362, SLG: 0.443	P6		2B		L6			G4-3		4	0	1	0	0	0	2																						
Tadahito Iguchi, R OBP: 0.348, SLG: 0.416 7 Jerry Owens, L	K		P6		G5-3			G6-3		3	0	0	0	0	1	1																						
23 Jermaine Dye, R OBP: 0.366, SLG: 0.619 31 Ryan Sweeney, L OBP: 0.208, SLG: 0.208	F8			K		G6-3		F7		3	0	0	0	0	1	0																						
14 Paul Konerko, R OBP: 0.382, SLG: 0.552 Ross Gload, L OBP: 0.344, SLG: 0.420		1B		K		K		F9		3	0	1	0	0	2	0																						
24 Joe Crede, R OBP: 0.325, SLG: 0.509	K			G5-3						3	0	0	0	0	1	1																						
27 Josh Fields, R OBP: 0.333, SLG: 0.444	K									3	0	0	0	0	3	1																						
5 Juan Uribe, R OBP: 0.257, SLG: 0.441	K2-3									3	0	0	0	0	1	1																						
Sandy Alomar Jr., R OBP: 0.284, SLG: 0.381			K					G4-3		3	0	1	0	0	1	0																						
32 Brian Anderson, R OBP: 0.297, SLG: 0.368			G5-3					K		3	0	1	0	0	1	0																						
<b>Inning Stats</b>	R: 0 H: 0 E: 0 K: 1 S: 11	H: 0 LOB: 0 BB: 0 P: 18	R: 0 H: 1 E: 0 K: 3 S: 13	LOB: 1 BB: 0 P: 16	R: 0 H: 1 E: 0 K: 1 S: 10	LOB: 1 BB: 0 P: 13	R: 0 H: 0 E: 0 K: 2 S: 11	H: 0 LOB: 0 BB: 0 P: 13	R: 0 H: 2 E: 0 K: 1 S: 20	LOB: 2 BB: 0 P: 29	R: 0 H: 0 E: 0 K: 1 S: 5	H: 0 LOB: 0 BB: 0 P: 7	R: 0 H: 0 E: 0 K: 1 S: 7	H: 0 LOB: 0 BB: 0 P: 9	R: 0 H: 0 E: 0 K: 1 S: 14	H: 0 LOB: 0 BB: 0 P: 16	R: 0 H: 0 E: 0 K: 0 S: 5	H: 0 LOB: 0 BB: 0 P: 12	1B: 3 2B: 1 3B: 0 HR: 0	SF: 0 SAC: 0 DP: 0 HBP: 0	WP: 0 PB: 0 CS: 0	PA: 31																
<b>PITCHER</b>	IP	WLS	BF	H	R	ER	SO	BB	IBB	HBP	BLK	WP	HR	S	P	ERA	WHIP	<b>PITCHER</b>				IP	WLS	BF	H	R	ER	SO	BB	IBB	HBP	BLK	WP	HR	S	P	ERA	WHIP
CC Sabathia, L ERA: 3.22	8.0	W	28	4	0	0	11	0	0	0	0	0	0	91	121	0.00	0.500																					
59 Matt Miller, R ERA: 3.95	1.0		3	0	0	0	0	0	0	0	0	0	0	5	12	0.00	0.000																					

**Chicago White Sox @ Cleveland Indians**  
 Jacobs Field, Cleveland, OH  
 Tue Sep 26 2006, 7:05 PM EDT  
 Att: 16,080 - Clear - 63 F

livebaseballscorecards.com

AB 31  
 R 0  
 H 4  
 RBI 0  
 BB 0  
 SO 11  
 LOB 6



Batter	1	2	3	4	5	6	7	8	9	AB	R	H	RBI	BB	SO	LOB	BOTTOM																					
24 Grady Sizemore, L OBP: 0.376, SLG: 0.534	K		F7		F9			K		4	0	0	0	0	2	2																						
Jason Michaels, R OBP: 0.326, SLG: 0.388	P3		25 2B 2B		41 1B 25 HR BB			K		3	2	1	0	1	1	0																						
41 Victor Martinez, S OBP: 0.394, SLG: 0.470	K		SF9		25 HR 1B			G4-3		3	1	1	1	0	1	0																						
25 Ryan Garko, R OBP: 0.368, SLG: 0.491		1B	3H 2H 2B		1H 3H HR			F8		4	1	3	5	0	0	0																						
Casey Blake, R OBP: 0.357, SLG: 0.462	K		K		K			P4		4	0	0	0	0	3	2																						
2 Jhonny Peralta, R OBP: 0.318, SLG: 0.382	K				G4-3			K		3	0	0	0	0	2	1																						
7 Joe Inglett, L OBP: 0.335, SLG: 0.384	F7				G4-3			G4-3		3	0	0	0	0	0	1																						
38 Franklin Gutierrez, R OBP: 0.301, SLG: 0.377			1B 41 SF9 2B		K			K		3	1	1	0	0	2	0																						
30 Andy Marte, R OBP: 0.282, SLG: 0.387			25 2B 1B BB		F8			K		2	1	0	0	1	1	0																						
<b>Inning Stats</b>	R: 0 H: 0 E: 0 K: 2 S: 7	H: 0 LOB: 0 BB: 0 P: 10	R: 0 H: 1 E: 0 K: 2 S: 9	LOB: 1 BB: 0 P: 13	R: 3 H: 3 E: 0 K: 1 S: 14	LOB: 1 BB: 1 P: 24	R: 0 H: 0 E: 0 K: 1 S: 7	H: 0 LOB: 0 BB: 0 P: 8	R: 3 H: 2 E: 0 K: 1 S: 15	LOB: 0 BB: 1 P: 24	R: 0 H: 0 E: 0 K: 2 S: 9	H: 0 LOB: 0 BB: 0 P: 14	R: 0 H: 0 E: 0 K: 3 S: 11	H: 0 LOB: 0 BB: 0 P: 18	R: 0 H: 0 E: 0 K: 0 S: 5	H: 0 LOB: 0 BB: 0 P: 10	1B: 3 2B: 2 3B: 0 HR: 1	SF: 1 SAC: 0 DP: 0 HBP: 0	WP: 1 PB: 0 CS: 0	PA: 32																		
<b>PITCHER</b>	IP	WLS	BF	H	R	ER	SO	BB	IBB	HBP	BLK	WP	HR	S	P	ERA	WHIP	<b>PITCHER</b>				IP	WLS	BF	H	R	ER	SO	BB	IBB	HBP	BLK	WP	HR	S	P	ERA	WHIP
Javier Vazquez, R ERA: 4.77	7.0	L	29	6	6	6	12	2	0	0	0	0	1	72	111	7.71	1.143																					
50 Sean Tracey, R ERA: 3.35	1.0		3	0	0	0	0	0	0	0	0	0	0	5	10	0.00	0.000																					

**Chicago White Sox @ Cleveland Indians**  
 Jacobs Field, Cleveland, OH  
 Tue Sep 26 2006, 7:05 PM EDT  
 Att: 16,080 - Clear - 63 F

livebaseballscorecards.com

AB 29  
 R 6  
 H 6  
 RBI 6  
 BB 2  
 SO 12  
 LOB 6





Batter	1	2	3	4	5	6	7	8	9	AB	R	H	RBI	BB	SO	LOB	TOP	
22 Scott Podsednik, L (1, 7) OBP: 0.330, SLG: 0.353	F7		1B				E7			4	0	1	0	0	1	0	<b>Chicago White Sox @ Cleveland Indians</b> Jacobs Field, Cleveland, OH Wed Sep 27 2006, 7:05 PM EDT Att: 16,404 - Overcast - 71 F <a href="http://livebaseballscorecards.com">livebaseballscorecards.com</a>	
7 Jerry Owens, L (1, 8) OBP: 0.286, SLG: 0.286	K		1B				K			4	1	2	0	0	2	1		
Ross Gload, L (1, 3) OBP: 0.348, SLG: 0.442	HR		G6-3			G5-3				4	1	2	1	0	0	2		
25 Jim Thome, L (1, 10) OBP: 0.419, SLG: 0.605	2B		K			BB				3	0	1	0	1	2	2		
Tadahito Iguchi, R (1, 4) OBP: 0.350, SLG: 0.415	K					IBB				2	0	0	0	2	1	1		
8 Alex Cintron, S (1, 6) OBP: 0.312, SLG: 0.383		2B				BB				3	0	1	1	0	1	2		
27 Josh Fields, R (1, 5) OBP: 0.313, SLG: 0.333	G4-3		K			FC6-4				3	0	0	0	1	1	3		
Rob Mackowiak, L (1, 9) OBP: 0.356, SLG: 0.389	G3					K				3	0	0	0	0	1	1		
39 Chris Stewart, R (1, 2) OBP: 0.392, SLG: 0.467	G6-3					F9				3	0	0	0	0	1	1		
<b>Inning Stats</b>	R: 1 E: 0 K: 2 S: 13	H: 2 LOB: 1 BB: 0 P: 19	R: 0 E: 0 K: 1 S: 10	H: 1 LOB: 1 BB: 0 P: 13	R: 0 E: 0 K: 1 S: 10	H: 2 LOB: 1 BB: 0 P: 21	R: 0 E: 0 K: 1 S: 5	H: 0 LOB: 0 BB: 0 P: 6	R: 0 E: 0 K: 2 S: 9	H: 0 LOB: 0 BB: 0 P: 13	R: 1 E: 0 K: 0 S: 10	H: 1 LOB: 1 BB: 2 P: 23	R: 0 E: 1 K: 2 S: 11	H: 0 LOB: 1 BB: 0 P: 12	R: 0 E: 0 K: 2 S: 11	H: 1 LOB: 3 BB: 2 P: 25	1B: 4 SF: 1 2B: 2 SAC: 0 3B: 0 DP: 0 HR: 1 HBP: 0	
<b>PITCHER</b>	IP	WLS	BF	H	R	ER	SO	BB	IBB	HBP	BLK	WP	HR	S	P	ERA	WHIP	
55 Roberto Hernandez, R (1, 1) ERA: 5.42	6.0	L	25	6	2	2	6	1	1	0	0	0	1	57	95	3.00	1.167	
53 Rafael Perez, L (7, 1) ERA: 4.38	1.1		6	1	0	0	3	0	0	0	0	0	0	17	23	0.00	0.750	
Fernando Cabrera, R (8, 1) ERA: 5.31	0.1		3	0	0	0	1	2	0	0	0	1	0	5	14	0.00	6.000	

Batter	1	2	3	4	5	6	7	8	9	AB	R	H	RBI	BB	SO	LOB	BOTTOM	
24 Grady Sizemore, L (1, 8) OBP: 0.377, SLG: 0.534	F9		1B							2	0	1	0	1	0	0	<b>Chicago White Sox @ Cleveland Indians</b> Jacobs Field, Cleveland, OH Wed Sep 27 2006, 7:05 PM EDT Att: 16,404 - Overcast - 71 F <a href="http://livebaseballscorecards.com">livebaseballscorecards.com</a>	
38 Franklin Gutierrez, R (1, 9) OBP: 0.294, SLG: 0.365	K		CS			K				3	0	0	0	0	3	1		
41 Victor Martinez, S (1, 2) OBP: 0.392, SLG: 0.467	F9					CS				3	0	0	0	0	0	0		
25 Ryan Garko, R (1, 3) OBP: 0.363, SLG: 0.482		P3								3	0	0	0	0	1	0		
17 Shin-Soo Choo, L (1, 7) OBP: 0.355, SLG: 0.425		E3								3	0	0	0	0	2	0		
2 Jhonny Peralta, R (1, 6) OBP: 0.316, SLG: 0.380		P4								2	0	0	0	0	1	1		
7 Joe Inglett, L (1, 4) OBP: 0.332, SLG: 0.380		K								2	0	0	0	0	2	1		
Kevin Kouzmanoff, R (1, 10) OBP: 0.298, SLG: 0.442										2	0	0	0	0	0	0		
30 Andy Marte, R (1, 5) OBP: 0.285, SLG: 0.408										2	1	1	1	0	1	0		
<b>Inning Stats</b>	R: 0 E: 0 K: 1 S: 9	H: 0 LOB: 0 BB: 0 P: 12	R: 0 E: 1 K: 1 S: 14	H: 0 LOB: 1 BB: 0 P: 23	R: 0 E: 0 K: 1 S: 8	H: 1 LOB: 0 BB: 0 P: 11	R: 0 E: 0 K: 2 S: 11	H: 0 LOB: 0 BB: 0 P: 16	R: 0 E: 0 K: 3 S: 9	H: 0 LOB: 0 BB: 0 P: 11	R: 1 E: 0 K: 1 S: 6	H: 1 LOB: 1 BB: 1 P: 16	R: 0 E: 0 K: 1 S: 8	H: 0 LOB: 0 BB: 0 P: 12	R: 0 E: 0 K: 1 S: 8	H: 0 LOB: 0 BB: 0 P: 12	1B: 1 SF: 0 2B: 0 SAC: 0 3B: 0 DP: 0 HR: 1 HBP: 0	
<b>PITCHER</b>	IP	WLS	BF	H	R	ER	SO	BB	IBB	HBP	BLK	WP	HR	S	P	ERA	WHIP	
Brandon McCarthy, R (1, 1) ERA: 4.68	5.1	W	19	2	1	1	8	1	0	0	0	0	1	54	82	1.69	0.562	
40 Charlie Haeger, R (6, 1) ERA: 3.52	1.2	S	4	0	0	0	2	0	0	0	0	0	0	11	19	0.00	0.000	



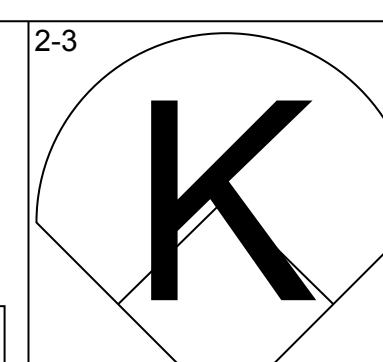
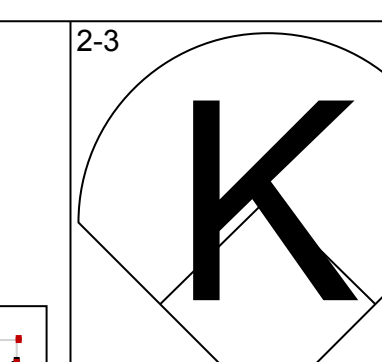
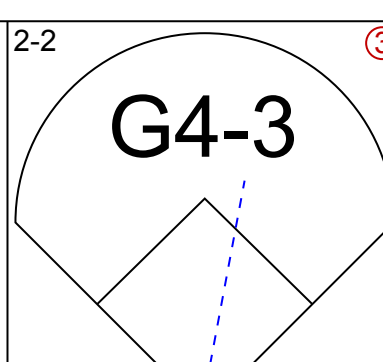
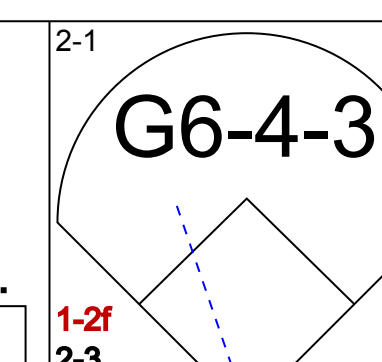
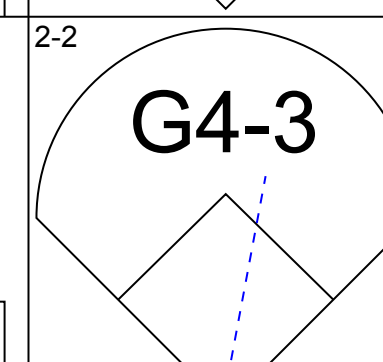
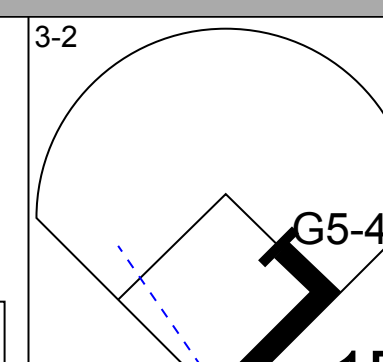
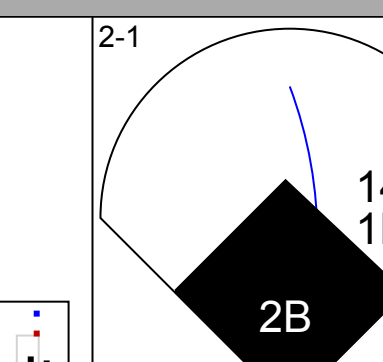
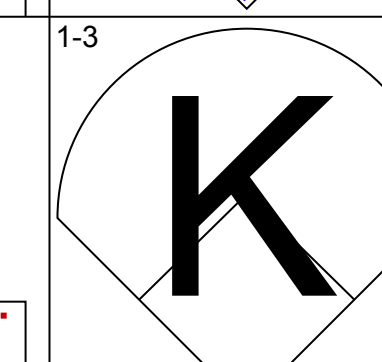
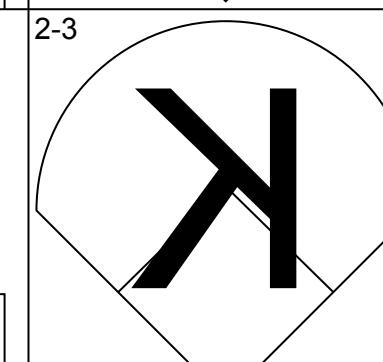
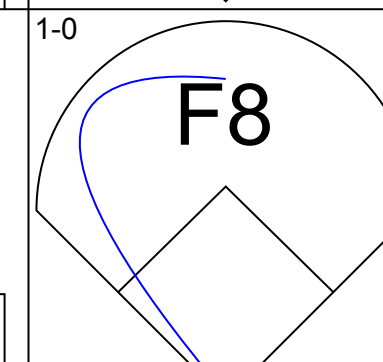
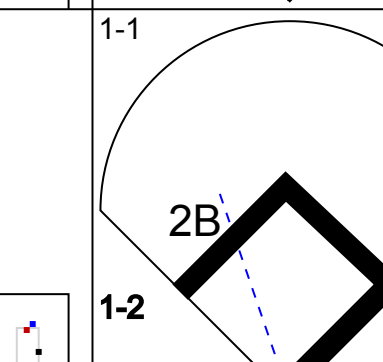
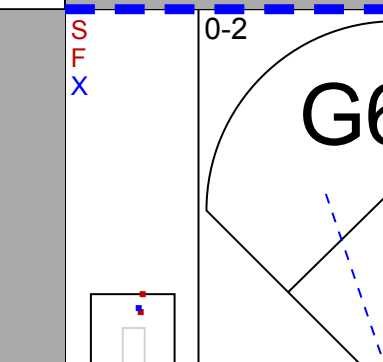
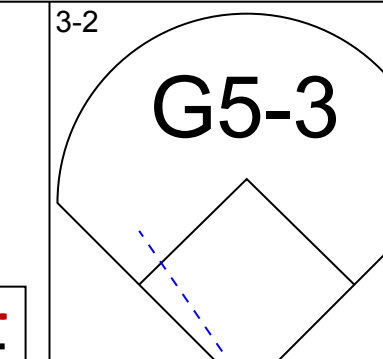
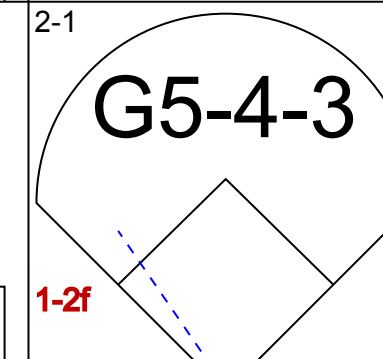
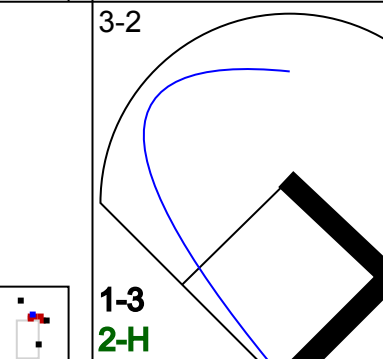
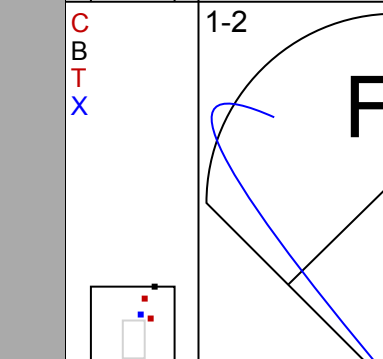

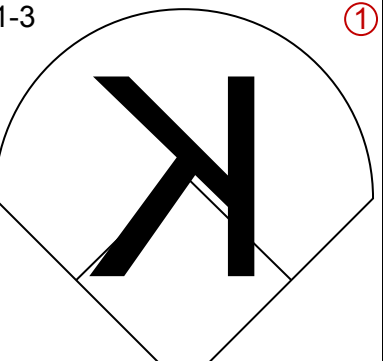
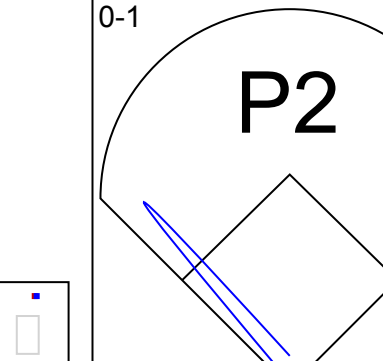
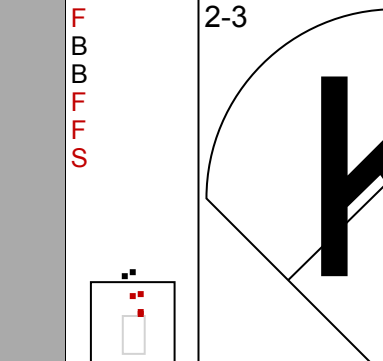

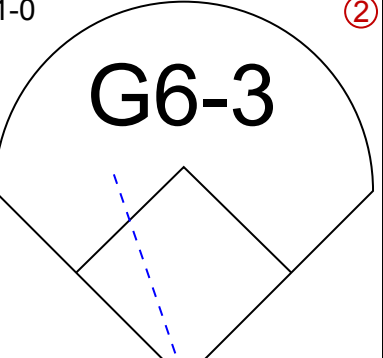
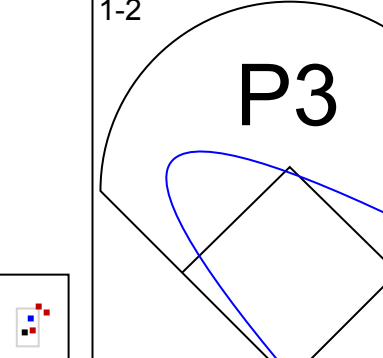
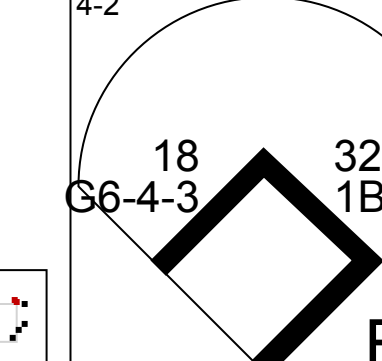
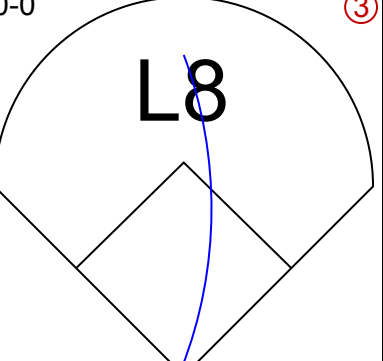
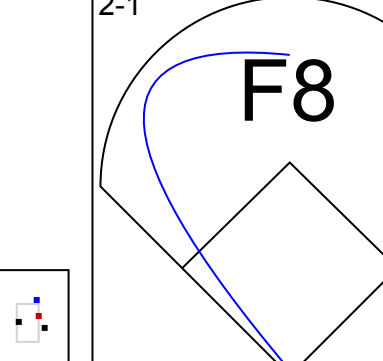
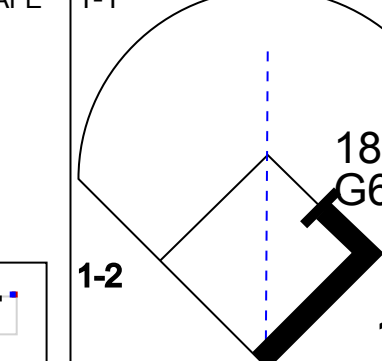
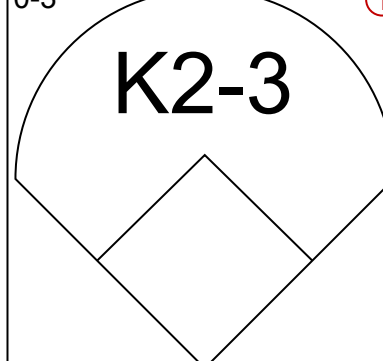
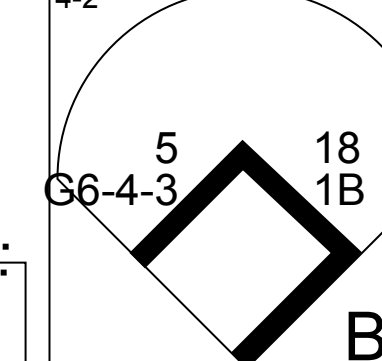
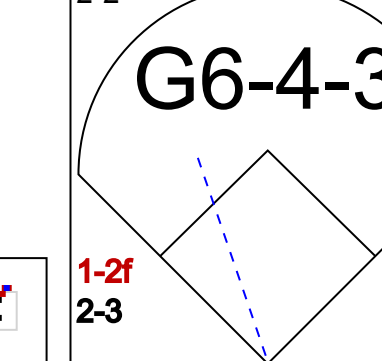
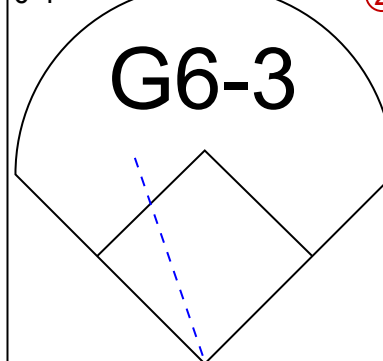
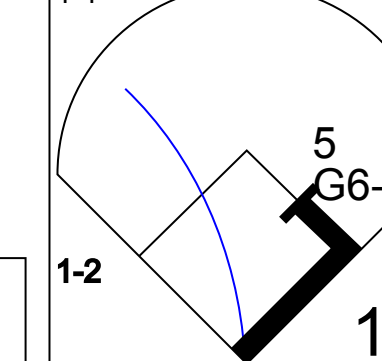


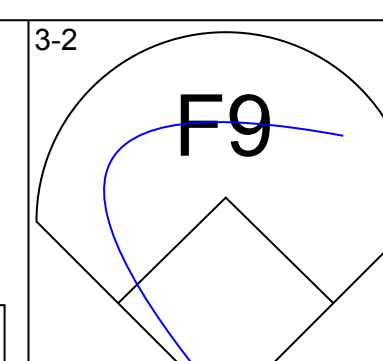
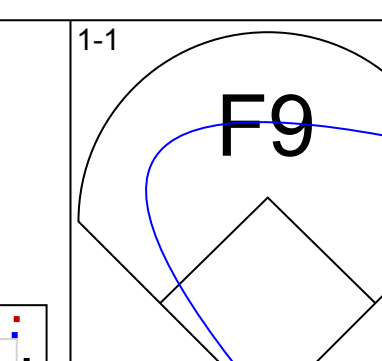
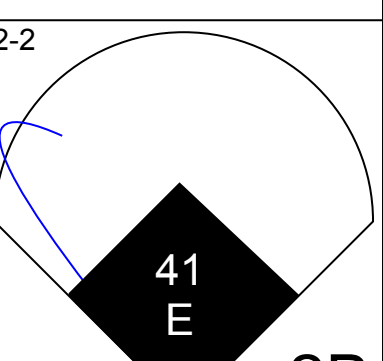
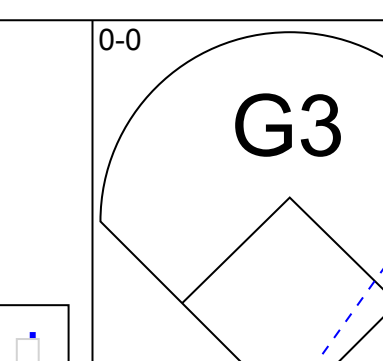
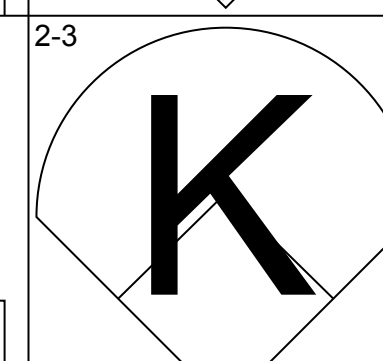
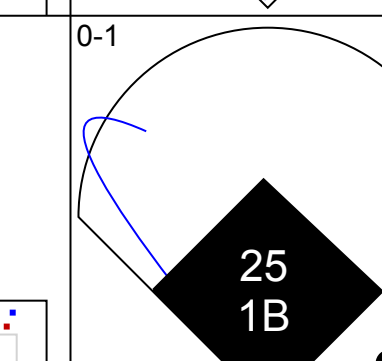
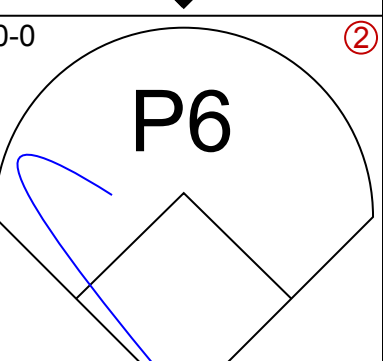
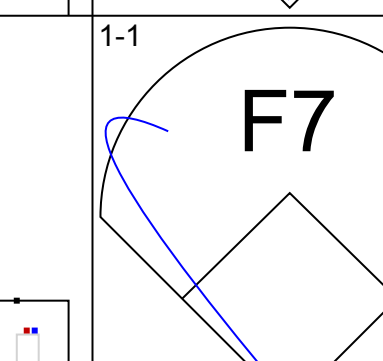

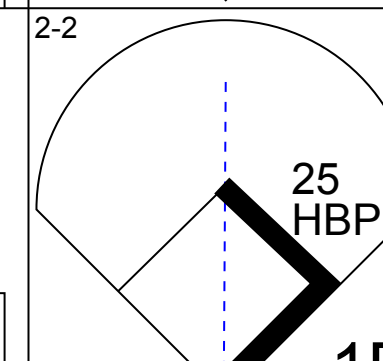
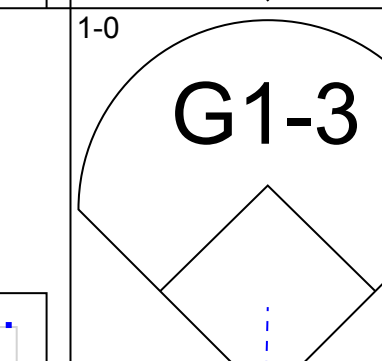
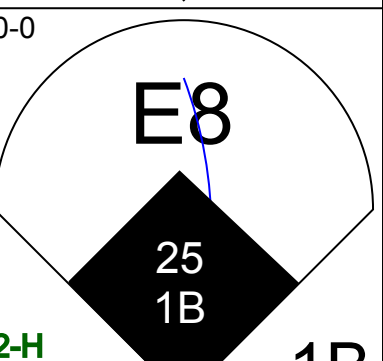
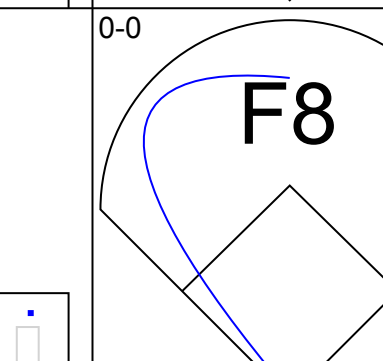
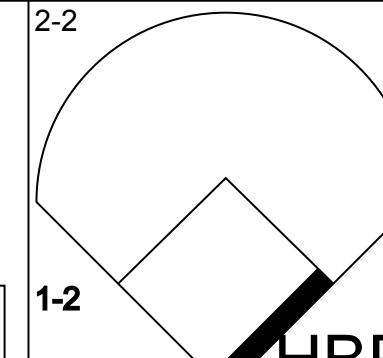
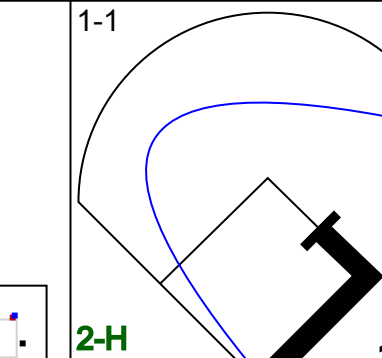
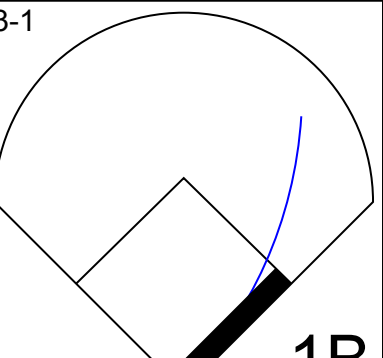

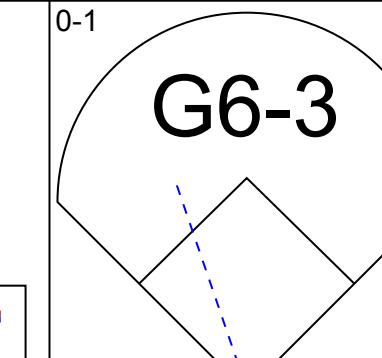
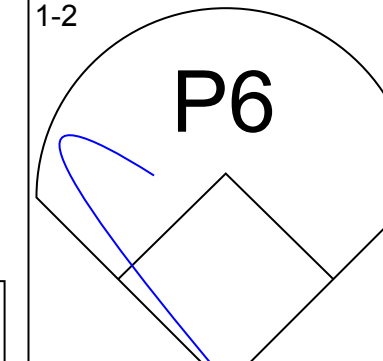
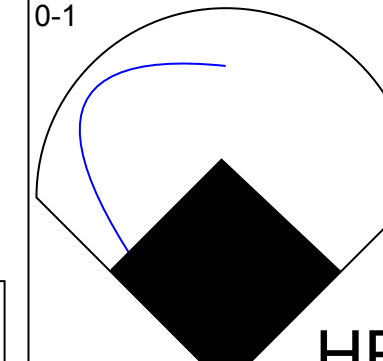
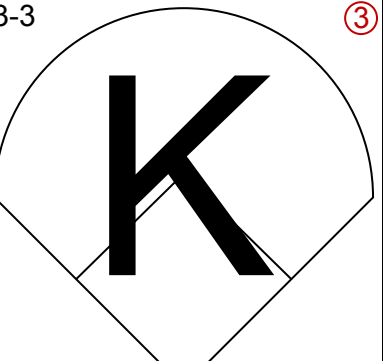
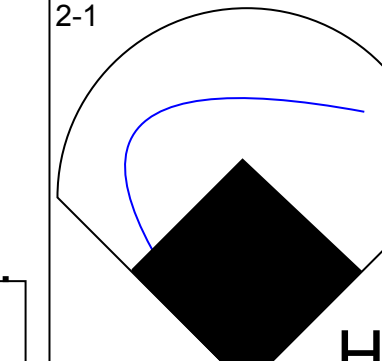
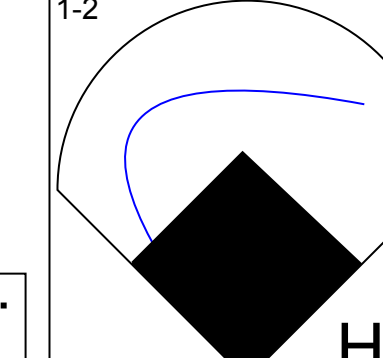
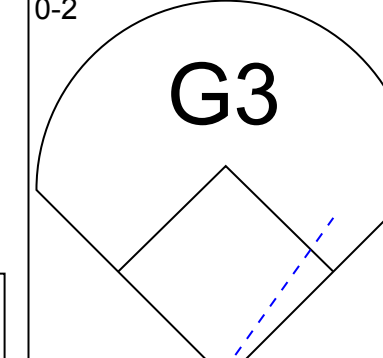
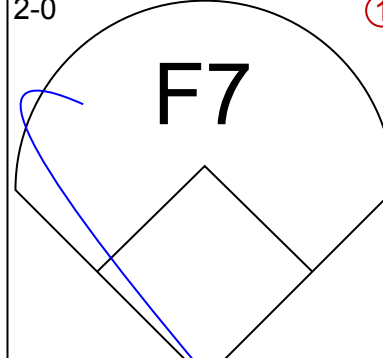
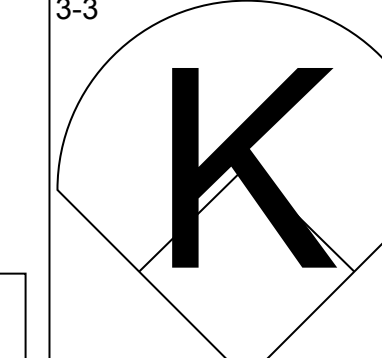
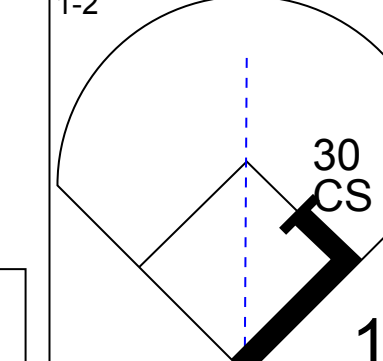
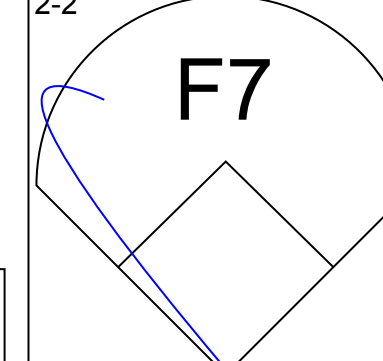
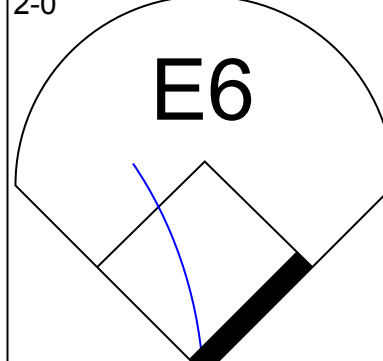
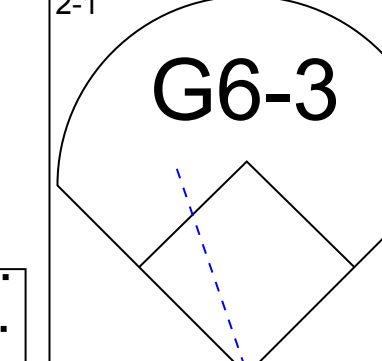
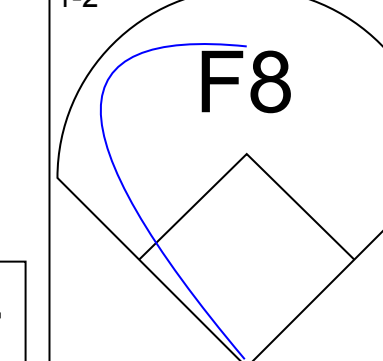
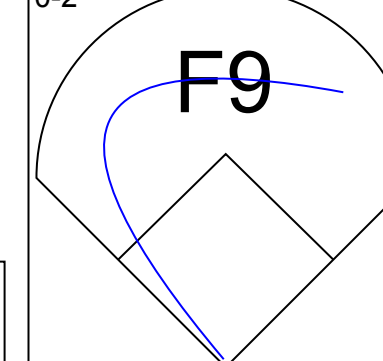
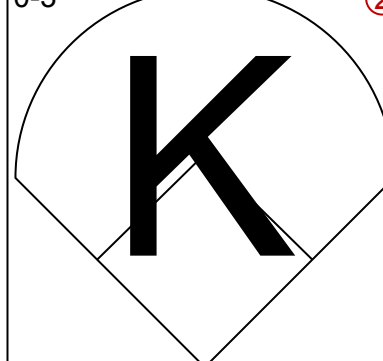
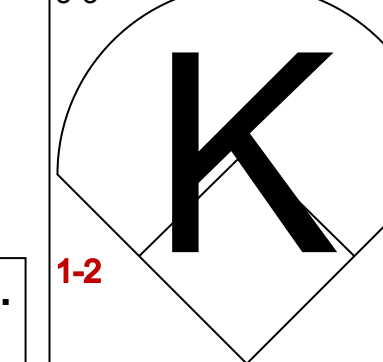
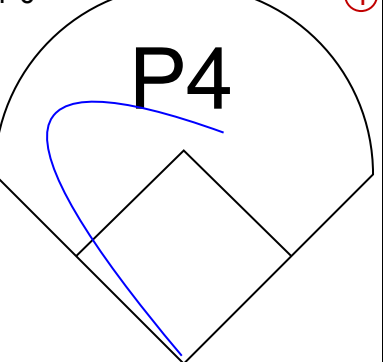
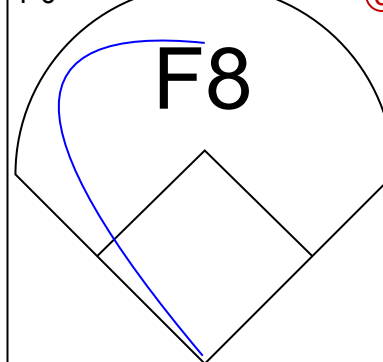


Batter	1	2	3	4	5	6	7	8	9	AB	R	H	RBI	BB	SO	LOB	TOP										
5 Rocco Baldelli, R (1.8) OBP: 0.342, SLG: 0.539	F8		2B		HR		G4-3			4	1	2	1	0	0	0	<b>Tampa Bay Devil Rays @ Cleveland Indians</b> Jacobs Field, Cleveland, OH Fri Sep 29 2006, 7:05 PM EDT Att: 19,983 - Partly Cloudy - 57 F										
Delmon Young, R (1.9) OBP: 0.341, SLG: 0.492	1B		G4-3		1B			K		4	0	2	0	0	1	1											
13 Carl Crawford, L (1.7) OBP: 0.348, SLG: 0.482	1B			1B	BB		F7	1B		3	0	2	0	1	0	1											
14 Greg Norton, S (1.10) OBP: 0.374, SLG: 0.516	K			P5				F9		4	0	1	0	0	1	4											
Ty Wigginton, R (1.3) OBP: 0.333, SLG: 0.502		F7		1B			K	P4		4	0	1	0	0	1	2											
3 Jorge Cantu, R (1.4) OBP: 0.297, SLG: 0.409		P6		F4			G5-3			4	0	0	0	0	1	3											
2 B.J. Upton, R (1.5) OBP: 0.297, SLG: 0.290		K		F9			K			4	0	0	0	0	2	3											
32 Shawn Riggins, R (1.2) OBP: 0.231, SLG: 0.208			1B				G5-3			4	0	1	0	0	1	0											
18 Ben Zobrist, S (1.6) OBP: 0.265, SLG: 0.318			L4-3		F8		K			3	0	0	0	0	1	1											
<b>Inning Stats</b>	R: 0 E: 0 K: 1 S: 11	H: 2 LOB: 2 BB: 0 P: 17	R: 0 E: 0 K: 1 S: 6	H: 0 LOB: 0 BB: 0 P: 10	R: 0 E: 0 K: 0 S: 8	H: 2 LOB: 1 BB: 0 P: 16	R: 0 E: 0 K: 0 S: 9	H: 1 LOB: 2 BB: 1 P: 17	R: 1 E: 0 K: 1 S: 12	H: 2 LOB: 1 BB: 0 P: 15	R: 0 E: 0 K: 2 S: 14	H: 1 LOB: 1 BB: 0 P: 22	R: 0 E: 0 K: 1 S: 6	H: 0 LOB: 0 BB: 0 P: 10	R: 0 E: 0 K: 1 S: 10	H: 1 LOB: 1 BB: 0 P: 16		R: 0 E: 0 K: 1 S: 10	H: 0 LOB: 0 BB: 0 P: 13	1B: 6 2B: 4 3B: 0 HR: 1	SF: 0 SAC: 0 DP: 2 HBP: 0	WP: 0 PB: 0 CS: 2	PA: 35				
<b>PITCHER</b>	IP	WLS	BF	H	R	ER	SO	BB	IBB	HBP	BLK	WP	HR	S	P	ERA	WHIP										
54 Brian Stocum, R (1.1) ERA: 5.6	6.0		25	8	1	1	5	1	0	0	0	0	1	60	97	1.50	1.500										
Fernando Cabrera, R (7.1) ERA: 5.19	1.1		4	0	0	0	2	0	0	0	0	0	0	9	13	0.00	0.000										
58 Juan Lara, L (8.1) ERA: 1.8	0.1	W	2	1	0	0	0	0	0	0	0	0	0	4	7	0.00	3.000										
Brian Sikorski, R (8.1) ERA: 5.03	1.1		4	0	0	0	1	0	0	0	0	0	0	13	19	0.00	0.000										

Batter	1	2	3	4	5	6	7	8	9	AB	R	H	RBI	BB	SO	LOB	BOTTOM										
24 Grady Sizemore, L (1.8) OBP: 0.377, SLG: 0.536	K		K			K		P6		4	0	0	0	0	3	0	<b>Tampa Bay Devil Rays @ Cleveland Indians</b> Jacobs Field, Cleveland, OH Fri Sep 29 2006, 7:05 PM EDT Att: 19,983 - Partly Cloudy - 57 F										
Jason Michaels, R (1.7) OBP: 0.327, SLG: 0.388	2B		K			G4-3			BB	3	1	1	0	1	1	0											
41 Victor Martinez, S (1.3) OBP: 0.390, SLG: 0.465	G1			G4-3					BB	3	0	1	0	1	0	1											
25 Ryan Garko, R (1.10) OBP: 0.353, SLG: 0.472	F7			G1-3		G6-3			BB	4	0	0	0	0	1	4											
17 Shin-Soo Choo, L (1.9) OBP: 0.359, SLG: 0.430		2B		G6-3			G1-3		BB	3	1	1	0	1	0	0											
2 Jhonny Peralta, R (1.6) OBP: 0.322, SLG: 0.383		1B			1B			BB	BB	2	0	2	2	2	0	0											
7 Joe Inglett, L (1.4) OBP: 0.330, SLG: 0.376		K			F7		FC4-6		BB	3	0	0	0	0	1	2											
30 Andy Marte, R (1.5) OBP: 0.287, SLG: 0.420		P3			F8		CS	F9		3	0	0	0	0	0	1											
10 Kelly Shoppach, R (1.2) OBP: 0.307, SLG: 0.396			K		L7			F9		3	0	0	0	0	1	1											
<b>Inning Stats</b>	R: 0 E: 0 K: 1 S: 11	H: 1 LOB: 1 BB: 0 P: 16	R: 1 E: 0 K: 1 S: 7	H: 2 LOB: 0 BB: 0 P: 13	R: 0 E: 0 K: 3 S: 10	H: 0 LOB: 0 BB: 0 P: 14	R: 0 E: 0 K: 0 S: 8	H: 0 LOB: 0 BB: 0 P: 11	R: 0 E: 0 K: 0 S: 7	H: 1 LOB: 1 BB: 0 P: 9	R: 0 E: 0 K: 1 S: 14	H: 1 LOB: 1 BB: 0 P: 22	R: 0 E: 0 K: 0 S: 6	H: 0 LOB: 0 BB: 1 P: 10	R: 0 E: 0 K: 0 S: 6	H: 0 LOB: 3 BB: 0 P: 7		R: 1 E: 0 K: 1 S: 11	H: 0 LOB: 4 BB: 4 P: 27	1B: 2 2B: 3 3B: 0 HR: 0	SF: 0 SAC: 0 DP: 0 HBP: 0	WP: 1 PB: 0 CS: 1	PA: 34				
<b>PITCHER</b>	IP	WLS	BF	H	R	ER	SO	BB	IBB	HBP	BLK	WP	HR	S	P	ERA	WHIP										
Brian Stokes, R (1.1) ERA: 4.88	7.0		25	5	1	1	6	1	0	0	0	0	0	63	95	1.29	0.857										
Dan Miceli, R (8.1) ERA: 3.54	1.0	L	5	0	1	1	0	2	0	0	0	1	0	9	18	9.00	2.000										
37 Seth McClung, R (9.1) ERA: 6.29	0.1		3	0	0	0	1	2	0	0	0	0	0	8	16	0.00	6.000										



Batter	1	2	3	4	5	6	7	8	9	AB	R	H	RBI	BB	SO	LOB	TOP				
5 Rocco Baldelli, R (1, 8) OBP: 0.339, SLG: 0.533										4	0	0	0	0	2	3	<b>Tampa Bay Devil Rays @ Cleveland Indians</b> Jacobs Field, Cleveland, OH Sat Sep 30 2006, 7:05 PM EDT Att: 17,562 - Overcast - 56 F				
Delmon Young, R (1, 9) OBP: 0.346, SLG: 0.492										4	1	2	0	0	1	1					
14 Greg Norton, S (1, 3) OBP: 0.373, SLG: 0.512										4	0	1	0	0	1	1					
Ty Wigginton, R (1, 7) OBP: 0.333, SLG: 0.502										4	0	1	1	0	0	1					
Kevin Witt, L (1, 10) OBP: 0.148, SLG: 0.279										4	0	0	0	0	3	2					
3 Jorge Cantu, R (1, 4) OBP: 0.295, SLG: 0.406										3	0	0	0	0	0	2					
2 B.J. Upton, R (1, 5) OBP: 0.297, SLG: 0.287										2	0	0	0	1	0	2					
32 Shawn Riggins, R (1, 2) OBP: 0.276, SLG: 0.231										2	0	1	0	1	1	0					
18 Ben Zobrist, S (1, 6) OBP: 0.266, SLG: 0.318										3	0	1	0	0	0	2					
<b>Inning Stats</b>	R: 0 H: 0 E: 0 K: 2 S: 11	H: 0 LOB: 0 BB: 0 P: 17	R: 0 H: 0 E: 0 K: 1 S: 12	H: 0 LOB: 0 BB: 0 P: 17	R: 0 H: 1 E: 0 K: 1 S: 11	H: 1 LOB: 1 BB: 1 P: 20	R: 0 H: 1 E: 0 K: 0 S: 6	H: 1 LOB: 0 BB: 0 P: 12	R: 0 H: 0 E: 0 K: 1 S: 5	H: 0 LOB: 0 BB: 0 P: 7	R: 0 H: 0 E: 0 K: 1 S: 9	H: 0 LOB: 0 BB: 0 P: 11	R: 1 H: 3 E: 0 K: 0 S: 18	H: 3 LOB: 2 BB: 0 P: 27	R: 0 H: 1 E: 0 K: 1 S: 9	H: 1 LOB: 1 BB: 1 P: 17	R: 0 H: 0 E: 0 K: 1 S: 10	H: 0 LOB: 0 BB: 0 P: 13	1B: 5 2B: 1 3B: 0 HR: 0	SF: 0 SAC: 0 DP: 3 HBP: 0	WP: 0 PA: 32 PB: 0 CS: 0
<b>PITCHER</b>	IP WLS BF H R ER SO BB IBB HBP BLK WP HR S P ERA WHIP																				
37 Jake Westbrook, R (1, 1) ERA: 4.17	7.0 W 25 5 1 1 6 1 0 0 0 0 0 0 72 111 1.29 0.857																				
59 Matt Miller, R (8, 1) ERA: 3.45	1.0 4 1 0 0 1 1 0 0 0 0 0 0 9 17 0.00 2.000																				
63 Rafael Betancourt, R (9, 1) ERA: 3.81	1.0 3 0 0 0 1 0 0 0 0 0 0 0 10 13 0.00 0.000																				

Batter	1	2	3	4	5	6	7	8	9	AB	R	H	RBI	BB	SO	LOB	BOTTOM				
24 Grady Sizemore, L (1, 8) OBP: 0.377, SLG: 0.536										4	1	1	0	0	0	0	<b>Tampa Bay Devil Rays @ Cleveland Indians</b> Jacobs Field, Cleveland, OH Sat Sep 30 2006, 7:05 PM EDT Att: 17,562 - Overcast - 56 F				
7 Joe Inglett, L (1, 4) OBP: 0.329, SLG: 0.379										4	1	1	0	0	1	1					
41 Victor Martinez, S (1, 2) OBP: 0.391, SLG: 0.465										4	1	2	1	0	0	1					
25 Ryan Garko, R (1, 3) OBP: 0.361, SLG: 0.475										3	0	2	2	0	0	0					
Casey Blake, R (1, 10) OBP: 0.355, SLG: 0.472										4	2	2	2	0	1	3					
17 Shin-Soo Choo, L (1, 9) OBP: 0.356, SLG: 0.444										4	1	1	1	0	1	0					
2 Jhonny Perally, R (1, 6) OBP: 0.322, SLG: 0.382										4	0	1	0	0	0	0					
38 Franklin Gutierrez, R (1, 7) OBP: 0.288, SLG: 0.360										3	0	0	0	0	1	2					
30 Andy Marte, R (1, 5) OBP: 0.282, SLG: 0.413										3	0	0	0	0	1	2					
<b>Inning Stats</b>	R: 0 H: 1 E: 0 K: 1 S: 17	H: 2 LOB: 1 BB: 0 P: 27	R: 1 H: 2 E: 0 K: 0 S: 15	H: 2 LOB: 1 BB: 0 P: 21	R: 1 H: 2 E: 0 K: 0 S: 7	H: 2 LOB: 1 BB: 0 P: 10	R: 1 H: 1 E: 0 K: 0 S: 14	H: 1 LOB: 0 BB: 0 P: 16	R: 2 H: 3 E: 1 K: 1 S: 12	H: 3 LOB: 1 BB: 0 P: 21	R: 0 H: 0 E: 1 K: 1 S: 8	H: 0 LOB: 1 BB: 0 P: 13	R: 0 H: 0 E: 0 K: 0 S: 4	H: 0 LOB: 0 BB: 0 P: 5	R: 1 H: 1 E: 0 K: 1 S: 9	H: 1 LOB: 0 BB: 0 P: 16	R: 0 H: 0 E: 0 K: 1 S: 10	H: 0 LOB: 0 BB: 0 P: 13	1B: 5 2B: 3 3B: 0 HR: 3	SF: 0 SAC: 0 DP: 1 HBP: 1	WP: 0 PA: 34 PB: 0 CS: 1
<b>PITCHER</b>	IP WLS BF H R ER SO BB IBB HBP BLK WP HR S P ERA WHIP																				
Jae Weong Seo, R (1, 1) ERA: 5.33	5.0 L 23 9 5 4 3 0 0 0 0 0 0 1 21 34 7.20 1.800																				
Brian Meadows, R (6, 1) ERA: 5.17	3.0 11 1 1 1 2 0 0 0 0 0 0 1 21 34 3.00 0.333																				





