

Cleveland Indians - 2007

Batter	1	2	3	4	5	6	7	8	9	AB	R	H	RBI	BB	SO	LOB	TOP			
2 Chris Burke, R (1.8) 72 Lou Santangelo, R (5.2)	G5-3		F9		K			G5-3		3	0	0	0	0	1	1	Houston Astros @ Cleveland Indians Chain of Lakes Park, Winter Haven, FL Thu Mar 01 2007, 1:05 PM EST Att: 2,853 - Cloudy - 80 F			
Mark Loretta, R (1.4) 67 Brooks Conrad, S (4.4)	K		1B			P4		K		2	0	1	0	0	1	0				
Mike Lamb, L (1.3) 65 Hunter Pence, R (5.8)	G3-1		G1-3			K		E4 1B		2	0	0	0	0	0	1				
Morgan Ensborg, R (1.5) 13 Eric Munson, L (4.5)		G6-4-3 1B		F7				FC5-4 1B		2	1	1	0	0	0	0				
Luke Scott, L (1.9) Richard Hidalgo, R (5.9)		1B		K		P6		FC5-4 1B		1	0	0	0	1	1	0				
16 Jason Lane, R (1.10) OBP: 0.250, SLG: 1.000		BB		K				HR		2	0	0	0	0	0	3				
28 Adam Everett, R (1.6) 4 Enc Bruntlett, R (5.3)		BB						P4		4	1	1	1	0	1	2				
Charlton Jimerson, R (1.7) 20 Josh Anderson, L (5.7)		BB						P4		2	0	1	1	0	0	0				
55 Humberto Quintero, R (1.2) 10 Cody Ransom, R (5.6)								P4		2	0	0	0	0	0	0				
								G6-3		1	0	0	0	0	0	0				
Inning Stats	R: 0 E: 0 K: 1 S: 5	H: 0 LOB: 0 P: 5	R: 1 E: 0 K: 0 S: 4	H: 2 LOB: 1 BB: 1 P: 8	R: 0 E: 0 K: 0 S: 4	H: 1 LOB: 1 BB: 0 P: 4	R: 0 E: 0 K: 2 S: 7	H: 0 LOB: 0 BB: 0 P: 7	R: 0 E: 0 K: 1 S: 5	H: 0 LOB: 1 BB: 1 P: 9	R: 1 E: 0 K: 0 S: 4	H: 1 LOB: 2 BB: 0 P: 4	R: 0 E: 1 K: 1 S: 7	H: 1 LOB: 0 BB: 0 P: 7	R: 0 E: 0 K: 0 S: 3	H: 0 LOB: 0 BB: 0 P: 3	1B: 4 2B: 0 3B: 0 HR: 1	SF: 0 SAC: 0 DP: 1 HBP: 1	WP: 0 PB: 0 SB: 0 CS: 0	PA: 35
PITCHER	IP WLS BF H R ER SO BB IBB HBP BLK WP HR S P ERA WHIP	IP WLS BF H R ER SO BB IBB HBP BLK WP HR S P ERA WHIP	IP WLS BF H R ER SO BB IBB HBP BLK WP HR S P ERA WHIP	IP WLS BF H R ER SO BB IBB HBP BLK WP HR S P ERA WHIP	IP WLS BF H R ER SO BB IBB HBP BLK WP HR S P ERA WHIP	IP WLS BF H R ER SO BB IBB HBP BLK WP HR S P ERA WHIP	IP WLS BF H R ER SO BB IBB HBP BLK WP HR S P ERA WHIP	IP WLS BF H R ER SO BB IBB HBP BLK WP HR S P ERA WHIP	IP WLS BF H R ER SO BB IBB HBP BLK WP HR S P ERA WHIP	37 Jake Westbrook, R (1.1) ERA: 4.5	67 Aaron Laffey, L (8.1) ERA: 1.0	44 Brian Sikorski, R (9.1) ERA: 1.0	53 Rafael Perez, L (5.1) ERA: 1.0	49 Edward Mujica, R (6.1) ERA: 1.0	34 Jeff Harris, R (7.1) ERA: 9.0	0.00 1.500 0.00 0.000 0.00 1.000 9.00 1.000	0.00 1.000 0.00 0.000 0.00 1.000 0.00 1.000			

Batter	1	2	3	4	5	6	7	8	9	AB	R	H	RBI	BB	SO	LOB	BOTTOM			
24 Grady Sizemore, L (1.8) 62 Trevor Crowe, S (5.8)	K		K					L6		2	0	0	0	1	2	0	Houston Astros @ Cleveland Indians Chain of Lakes Park, Winter Haven, FL Thu Mar 01 2007, 1:05 PM EST Att: 2,853 - Cloudy - 80 F			
29 Josh Barfield, R (1.4) 7 Joe Inglett, L (5.4)	L9		HR		G1-6-3			F8		3	1	1	0	0	0	1				
48 Travis Hafner, L (1.10) 73 Max Ramirez, R (6. PH) (7.10)	K		HR		F7			F8		2	1	0	0	1	1	0				
41 Victor Martinez, S (1.2) 23 Mike Rose, S (6.2)		G5-3 2B	HR					SF8 2B		3	3	3	3	0	0	0				
20 David Dellucci, L (1.7) 75 Brad Snyder, L (6.7)		G5-3 1B	G4-3		K			BB		3	1	1	0	0	1	1				
2 Johnny Peralta, R (1.6) 64 Asdrubal Cabrera, S (6.6)		G5-3						BB		0	1	0	0	2	0	0				
25 Ryan Garko, R (1.3) Alan Zinter, S (6.3)		G5-3						BB		2	0	1	1	1	0	1				
27 Hector Luna, R (1.5) 16 Keith Ginter, R (6.5)		L3	FC6					1B		2	0	1	0	0	0	2				
38 Franklin Gutierrez, R (1.9) 65 Ben Francisco, R (6. PH) (7.9)		P6						K		3	0	1	1	0	0	3				
								K		3	0	1	0	0	1	4				
Inning Stats	R: 0 E: 0 K: 2 S: 7	H: 0 LOB: 0 BB: 0 P: 7	R: 2 E: 0 K: 0 S: 6	H: 3 LOB: 1 BB: 0 P: 6	R: 3 E: 0 K: 1 S: 8	H: 3 LOB: 2 BB: 2 P: 16	R: 1 E: 0 K: 0 S: 3	H: 1 LOB: 0 BB: 1 P: 7	R: 1 E: 0 K: 1 S: 8	H: 3 LOB: 2 BB: 0 P: 8	R: 0 E: 0 K: 0 S: 3	H: 0 LOB: 0 BB: 0 P: 3	R: 1 E: 0 K: 1 S: 7	H: 2 LOB: 2 BB: 1 P: 11	R: 0 E: 0 K: 0 S: 3	H: 0 LOB: 0 BB: 0 P: 3	1B: 11 2B: 4 3B: 0 HR: 1	SF: 1 SAC: 0 DP: 1 HBP: 0	WP: 1 PB: 0 SB: 1 CS: 0	PA: 45
PITCHER	IP WLS BF H R ER SO BB IBB HBP BLK WP HR S P ERA WHIP	IP WLS BF H R ER SO BB IBB HBP BLK WP HR S P ERA WHIP	IP WLS BF H R ER SO BB IBB HBP BLK WP HR S P ERA WHIP	IP WLS BF H R ER SO BB IBB HBP BLK WP HR S P ERA WHIP	IP WLS BF H R ER SO BB IBB HBP BLK WP HR S P ERA WHIP	IP WLS BF H R ER SO BB IBB HBP BLK WP HR S P ERA WHIP	IP WLS BF H R ER SO BB IBB HBP BLK WP HR S P ERA WHIP	IP WLS BF H R ER SO BB IBB HBP BLK WP HR S P ERA WHIP	IP WLS BF H R ER SO BB IBB HBP BLK WP HR S P ERA WHIP	36 Brian Moehler, R (3.1) ERA: 27.0	53 Kevin Walker, L (8.1) ERA: 9.0	71 Juan Gutierrez, R (4.1) ERA: 9.0	Lincoln Holdzkom, R (6.1) ERA: 67.5	63 Stephen Randolph, L (6.1) ERA: 67.5	0.00 1.500 27.00 5.000 9.00 2.500 67.50 9.000 0.00 0.000	0.00 1.500 27.00 5.000 9.00 2.500 67.50 9.000 0.00 0.000				

Batter	1	2	3	4	5	6	7	8	9	AB	R	H	RBI	BB	SO	LOB	TOP					
11 Luis Rivas, R (1,4) 7 Joe Inglett, L OBP: 0.333, SLG: 0.333	0-0 F9		0-0 P4		0-0 G4-3		0-3 K			3	0	0	0	0	0	0						
15 Mike Rouse, L (1,6) 27 Hector Luna, R (6,6) Jason Michaels, R (1,8) 62 Trevor Crowe, S (6,8) Casey Blake, R (1,3) Alan Zinter, S (6, PR) OBP: 0.333, SLG: 1.667	0-3 K		0-3 K			0-0 F7		0-0 G5-3		3	0	0	0	0	2	0						
17 Shin-Soo Choo, L (1,7) 38 Franklin Gutierrez, R (6,7) 10 Kelly Shoppach, R (1,2) 76 Wyatt Teregas, R (6,2) 30 Andy Marte, R (1,5) 16 Keith Ginter, R (6,5) 65 Ben Francisco, R (1,9) 75 Brad Snyder, L (1,10)	0-0 P3		0-0 1B			0-0 L6		0-0 L3		3	0	1	0	0	0	0						
		0-0 HR	0-3 K			0-0 1B		0-0 G4-3		3	1	2	1	0	1	1						
		0-0 G3		0-0 G4-3		0-0 F7			0-0 2B	3	0	0	0	0	0	1						
		0-0 HR		0-0 1B		0-0 F8			0-0 F8	2	1	2	1	0	0	0						
		0-3 K		0-0 G5-4-3		0-0 F8			0-0 P5	2	0	0	0	0	1	1						
		0-0 2B		0-0 F9		0-0 HR			0-0 F7	4	1	2	2	0	0	1						
		0-0 G3-1		0-3 K		0-0 G4-3				3	0	0	0	0	1	1						
Inning Stats	R: 0 E: 0 K: 1 S: 5	H: 0 LOB: 0 BB: 0 P: 5	R: 2 E: 0 K: 1 S: 8	H: 3 LOB: 1 BB: 0 P: 8	R: 0 E: 0 K: 2 S: 8	H: 1 LOB: 1 BB: 0 P: 8	R: 0 E: 0 K: 0 S: 3	H: 1 LOB: 0 BB: 0 P: 3	R: 0 E: 0 K: 1 S: 4	H: 0 LOB: 0 BB: 0 P: 5	R: 0 E: 0 K: 0 S: 4	H: 1 LOB: 1 BB: 0 P: 4	R: 2 E: 0 K: 1 S: 7	H: 2 LOB: 0 BB: 0 P: 7	R: 0 E: 0 K: 0 S: 3	H: 0 LOB: 0 BB: 0 P: 3	R: 0 E: 0 K: 0 S: 4	H: 1 LOB: 1 BB: 0 P: 4	1B: 3 2B: 3 3B: 0 HR: 3	SF: 0 SAC: 0 DP: 1 HBP: 0	WP: 0 PB: 0 SB: 0 CS: 0	PA: 35
PITCHER	IP WLS BF H R ER SO BB IBB HBP BLK WP HR S P ERA WHIP	3.0 W 13 4 2 2 4 0 0 0 0 0 2 21 21 6.00 1.333	1.0 3 1 0 0 0 0 0 0 0 0 0 0 3 3 0.00 1.000	2.0 7 1 0 0 1 0 0 0 0 0 0 0 9 9 0.00 0.500	1.0 5 2 2 2 1 0 0 0 0 0 1 7 7 18.00 2.000	1.0 H 3 0 0 0 0 0 0 0 0 0 0 3 3 0.00 0.000	PITCHER Antonio Alfonseca, R ERA: 6.0										1.0 S 4 1 0 0 0 0 0 0 0 0 4 4 0.00 1.000					

Cleveland Indians @ Philadelphia Phillies
Bright House Networks Field, Clearwater, FL
Fri Mar 02 2007, 1:05 PM EST
Att: 6,146 - Cloudy - 77 F

AB 35
R 4
H 9
RBI 4
BB 0
SO 6
LOB 7



Batter	1	2	3	4	5	6	7	8	9	AB	R	H	RBI	BB	SO	LOB	BOTTOM					
11 Jimmy Rollins, S (1,6) 4 Danny Sandoval, S (6,6)	4-0 8 BB	0-0 G5-4-3	0-0 G5-3			0-0 E6				2	1	0	0	1	0	2						
8 Shane Victorino, S (1,9) 9 Michael Bourn, L (5,9)	1-0 E5 1B	0-0 1B		0-0 G6-3		0-0 P3				3	1	2	0	0	0	0						
26 Chase Utley, L (1,4) 73 Brent Abernathy, R (6,4)	0-0 L8	0-3 K		0-0 F7		0-0 F9				3	0	0	0	0	1	2						
6 Ryan Howard, L (1,3) 27 Chris Coste, R (6,3)	4-0 1B SF9 BB		0-0 HR	0-3 K2-3		0-0 P6				2	2	1	1	1	1	0						
Pat Burrell, R (1,10) 19 Greg Dobbs, L (7, PH) (8,10)	0-0 SF9 1B		4-0 2B 1B BB		0-0 G5-3		0-0 F7			2	1	1	1	1	0	0						
Karin Garcia, L (1,7) 60 Ronald Colloway, L (6,7)	0-0 1B		0-0 2B 1B BB		0-0 G5-3			0-0 G4-3		3	1	2	0	0	0	0						
Aaron Rowand, R (1,8) 29 Chris Roberson, S (6,8)	0-0 SF9		0-3 K		0-0 G5-3			0-3 K2-3		2	0	0	1	0	1	2						
Abraham Nunez, S (1,5) 78 Brennan King, R (6,5)	0-0 L3		0-0 1B			0-3 K		0-0 G5-3		2	0	1	2	0	0	2						
2 Rod Barajas, R (1,2) 37 Ryan Budde, R (6,2)	0-0 1B		0-0 P3			0-3 K				2	0	1	0	0	0	1						
Inning Stats	R: 3 E: 1 K: 0 S: 6	H: 3 LOB: 2 BB: 2 P: 15	R: 0 E: 0 K: 1 S: 6	H: 2 LOB: 1 BB: 0 P: 6	R: 3 E: 0 K: 1 S: 8	H: 3 LOB: 1 BB: 1 P: 12	R: 0 E: 0 K: 1 S: 5	H: 0 LOB: 0 BB: 0 P: 5	R: 0 E: 0 K: 0 S: 3	H: 0 LOB: 0 BB: 0 P: 3	R: 0 E: 1 K: 2 S: 8	H: 0 LOB: 1 BB: 0 P: 8	R: 0 E: 0 K: 0 S: 3	H: 0 LOB: 0 BB: 0 P: 3	R: 0 E: 0 K: 1 S: 5	H: 0 LOB: 0 BB: 0 P: 5	R: 0 E: 0 K: 0 S: 4	H: 0 LOB: 0 BB: 0 P: 4	1B: 6 2B: 1 3B: 0 HR: 1	SF: 1 SAC: 0 DP: 1 HBP: 0	WP: 0 PB: 0 SB: 2 CS: 0	PA: 35
PITCHER	IP WLS BF H R ER SO BB IBB HBP BLK WP HR S P ERA WHIP	1.0 L 8 3 3 3 0 2 0 0 0 0 0 6 15 27.00 5.000	1.0 4 2 0 0 1 0 0 0 0 0 0 0 6 6 0.00 2.000	1.0 7 3 3 3 1 1 0 0 0 0 0 1 8 12 27.00 4.000	1.0 3 0 0 0 1 0 0 0 0 0 0 0 5 5 0.00 0.000	1.0 3 0 0 0 0 0 0 0 0 0 0 0 3 3 0.00 0.000	PITCHER 59 Matt Miller, R ERA: 27.0										1.0 3 0 0 0 1 0 0 0 0 0 0 0 5 5 0.00 0.000					

Cleveland Indians @ Philadelphia Phillies
Bright House Networks Field, Clearwater, FL
Fri Mar 02 2007, 1:05 PM EST
Att: 6,146 - Cloudy - 77 F


AB 31
R 6
H 8
RBI 5
BB 3
SO 6
LOB 10



Batter	1	2	3	4	5	6	7	8	9	AB	R	H	RBI	BB	SO	LOB	TOP								
62 Trevor Crowe, S OBP: 0.444, SLG: 0.286	(1, 8) K		(2) F8		(1-0) 1B			(4-0) BB		3	0	1	0	1	1	0	Cleveland Indians @ New York Mets Tradition Field, Port St. Lucie, FL Mon Mar 05 2007, 1:10 PM EST Att: 4,906 - Sunny - 68 F								
29 Josh Barfield, R OBP: 0.200, SLG: 0.200	(1, 4) G6-3		(3) G6-3		(0-1) G4-6-3			(0-0) G3		3	0	0	0	0	0	2									
7 Joe Inglett, L OBP: 0.333, SLG: 0.200	(6, 4) G6-3				(1-2) 1B			(1-2) G3		1	0	0	0	0	0	1									
Jason Michaels, R OBP: 0.400, SLG: 0.500	(1, 9) K				(2-2) 1B			(0-0) F9		3	1	1	0	0	1	0									
38 Franklin Gutierrez, R OBP: 0.333, SLG: 0.556	(6, 9) K				(1-1) 1B			(1-1) G6-3		1	0	0	0	0	0	1									
25 Ryan Garko, R OBP: 0.400, SLG: 0.500		(0-1) 1B			(1-1) G6-3			(0-0) G4-6-3		3	1	1	0	0	0	1									
68 Michael Aubrey, L (6, 3)					(3-2) 1B			(0-0) G6-3		1	0	0	0	0	0	0									
2 Jhonny Peralta, R OBP: 0.500, SLG: 0.556	(1, 6) 1B				(1-H) 1B			(0-0) F8		3	0	2	2	0	0	0									
15 Mike Rouse, L OBP: 0.250, SLG: 0.250	(6, 6) 2B				(1-0) FC4-6			(1-2) G4-3		1	0	0	0	0	0	0									
17 Shin-Soo Choo, L OBP: 0.311, SLG: 0.111	(1, 7) F8				(1-2) FC6-4			(0-0) G4-3		3	0	0	0	0	0	2									
75 Brad Snyder, L (7, 7)					(1-2) 1B			(0-0) G4-3		1	0	0	0	0	0	0									
30 Andy Marte, R (1, 5)					(1-1) FC6-4			(0-1) P4		3	0	0	0	0	0	2									
10 Kelly Shoppach, R OBP: 0.600, SLG: 1.200	(1, 2) F8							(0-0) G5-3		3	0	1	0	0	0	1									
77 Javi Herrera, R (8, 2)										0	0	0	0	0	0	0									
23 Mike Rose, S OBP: 0.556, SLG: 1.000	(1, 10) K							(0-0) G4-3		2	0	0	0	0	1	1									
73 Max Ramirez, R OBP: 0.400, SLG: 0.400	(8, 10) K									1	0	0	0	0	0	0									
Inning Stats	R: 0 E: 0 K: 2 S: 8	H: 0 LOB: 0 BB: 0 P: 11	R: 1 E: 0 K: 0 S: 11	H: 2 LOB: 1 BB: 0 P: 15	R: 0 E: 0 K: 1 S: 5	H: 0 LOB: 0 BB: 0 P: 5	R: 1 E: 0 K: 0 S: 12	H: 2 LOB: 1 BB: 0 P: 20	R: 0 E: 0 K: 0 S: 10	H: 2 LOB: 1 BB: 0 P: 15	R: 0 E: 0 K: 0 S: 4	H: 0 LOB: 0 BB: 0 P: 6	R: 0 E: 0 K: 0 S: 6	H: 0 LOB: 1 BB: 0 P: 8	R: 0 E: 0 K: 0 S: 3	H: 0 LOB: 1 BB: 0 P: 7	R: 0 E: 0 K: 0 S: 3	H: 0 LOB: 0 BB: 0 P: 3	1B: 5 2B: 1 3B: 0 HR: 0	SF: 0 SAC: 0 DP: 1 HBP: 0	WP: 1 PB: 0 SB: 1 CS: 0	PA: 33			
PITCHER	IP	WLS	BF	H	R	ER	SO	BB	IBB	HBP	BLK	WP	HR	S	P	ERA	WHIP								
46 Oliver Pérez, L ERA: 9.0	(1, 1) 3.0	L	12	2	1	1	3	0	0	0	0	0	0	24	31	3.00	0.667								
Ajay Soler, R ERA: 1.8	(4, 1) 3.0		12	4	1	1	0	0	0	0	0	1	0	26	41	3.00	1.333								
Scott Schoeneweis, L ERA:	(7, 1) 1.0		3	0	0	0	0	0	0	0	0	0	0	6	8	0.00	0.000								
70 Joe Smith, R ERA:	(8, 1) 2.0		7	0	0	0	0	1	0	0	0	0	0	6	10	0.00	0.500								

Batter	1	2	3	4	5	6	7	8	9	AB	R	H	RBI	BB	SO	LOB	BOTTOM								
7 José Reyes, S OBP: 0.429, SLG: 0.833	(1, 6) G4-3		(0-0) 1B		(2-2) G4-3		(1-2) F8			4	0	2	0	0	0	2	Cleveland Indians @ New York Mets Tradition Field, Port St. Lucie, FL Mon Mar 05 2007, 1:10 PM EST Att: 4,906 - Sunny - 68 F								
1 Anderson Hernandez, S OBP: 0.214, SLG: 0.053	(8, 6) 1B		(4-1) 1B		(2-3) SF9		(3-2) G6-3			2	0	0	1	1	0	2									
5 David Wright, R OBP: 0.305, SLG: 0.364	(1, 5) G3		(1-2) BB		(1-1) SF9		(0-0) G6-3			0	0	0	0	0	0	0									
93 Andy Tracy, L (8, 5)			(1-2) BB		(3-H) K					3	0	0	0	0	1	3									
15 Carlos Beltrán, S OBP: 0.500, SLG: 0.500	(1, 8) G4-3		(1-0) P6		(0-3) K		(0-0) G4-3			1	0	0	0	0	0	0									
62 Fernando Martinez, L (6, 8)			(2-3) 1B							3	0	0	0	0	0	3									
21 Carlos Delgado, L OBP: 0.455, SLG: 0.429	(1, 3) G6-3		(0-0) FC6		(0-0) G1-3		(0-3) K			1	0	0	0	0	1	0									
44 Lastings Milledge, R OBP: 0.444, SLG: 0.825	(7, 7) G6-3		(1-2) 1B							3	0	0	0	0	0	0									
18 Moises Alou, R (1, 7)			(0-0) G4-3		(2-2) P4		(0-0) P6			3	0	0	0	0	0	0									
74 Mike Nickeas, R (7, 2)										1	0	0	0	0	0	0									
16 Paul Lo Duca, R OBP: 0.333, SLG: 0.286	(1, 2) HBP		(1-0) 2B		(0-1) 2B		(4-2) BB			1	0	1	0	1	0	0									
4 Ben Johnson, R OBP: 0.500, SLG: 0.500	(7, 9) HBP									1	0	0	0	0	0	0									
20 Shawn Green, L (1, 9)			(0-0) F7		(0-1) L3		(0-3) K			3	0	0	0	0	1	3									
64 Mike Carp, L OBP: 0.333, SLG: 0.143	(7, 3) F7									1	0	0	0	0	0	0									
Julio Franco, R OBP: 0.500, SLG: 0.333	(1, 10) K2-3		(0-3) K		(2-3) K		(0-0) 1B			3	0	1	0	0	2	2									
Ruben Sierra, S OBP: 0.231, SLG: 0.273	(9, PH) K									1	0	0	0	0	0	0									
22 Jose Valentin, S (1, 4)			(0-0) F8		(2-2) E8		(0-0) L8			3	1	0	0	0	0	1									
6 Ruben Gotay, S OBP: 0.444, SLG: 0.500	(8, 4) F8									0	0	0	0	0	0	0									
Inning Stats	R: 0 E: 0 K: 0 S: 7	H: 1 LOB: 1 BB: 0 P: 11	R: 0 E: 0 K: 1 S: 5	H: 0 LOB: 1 BB: 0 P: 6	R: 0 E: 0 K: 0 S: 5	H: 1 LOB: 2 BB: 1 P: 10	R: 0 E: 0 K: 1 S: 10	H: 1 LOB: 1 BB: 0 P: 14	R: 1 E: 1 K: 1 S: 14	H: 0 LOB: 0 BB: 0 P: 19	R: 0 E: 0 K: 1 S: 7	H: 0 LOB: 1 BB: 1 P: 11	R: 0 E: 0 K: 0 S: 9	H: 1 LOB: 1 BB: 0 P: 13	R: 0 E: 0 K: 1 S: 5	H: 0 LOB: 0 BB: 0 P: 5	R: 0 E: 0 K: 0 S: 3	H: 0 LOB: 0 BB: 0 P: 3	1B: 3 2B: 1 3B: 0 HR: 0	SF: 1 SAC: 0 DP: 0 HBP: 1	WP: 1 PB: 0 SB: 1 CS: 0	PA: 35			
PITCHER	IP	WLS	BF	H	R	ER	SO	BB	IBB	HBP	BLK	WP	HR	S	P	ERA	WHIP								
37 Jake Westbrook, R ERA: 2.25	(1, 1) 2.0	W	8	1	0	0	1	0	0	0	0	0	0	12	17	0.00	0.500								
Paul Byrd, R ERA:	(3, 1) 2.0	H	9	2	0	0	1	1	0	0	0	1	0	15	24	0.00	1.500								
63 Rafael Betancourt, R ERA: 13.5	(5, 1) 1.0	H	4	0	1	0	1	0	0	0	0	0	0	14	19	0.00	0.000								
46 Aaron Fultz, L ERA:	(6, 1) 1.0	H	4	0	0	0	1	1	0	0	0	0	0	7	11	0.00	1.000								
Jason Davis, R ERA:	(7, 1) 1.0	H	4	1	0	0	0	0	0	0	0	0	0	9	13	0.00	1.000								
PITCHER	IP	WLS	BF	H	R	ER	SO	BB	IBB	HBP	BLK	WP	HR	S	P	ERA	WHIP								
53 Rafael Perez, L ERA:	(8, 1) 1.0	H	3	0	0	0	1	0	0	0	0	0	0	5	5	0.00	0.000								
49 Edward Mujica, R ERA:	(9, 1) 1.0	S	3	0	0	0	0	0	0	0	0	0	0	3	3	0.00	0.000								

AB	32
R	2
H	6
RBI	2
BB	1
SO	3
LOB	11



Batter	1	2	3	4	5	6	7	8	9	AB	R	H	RBI	BB	SO	LOB	TOP									
11 Jimmy Rollins, S OBP: 0.368, SLG: 0.267 Abraham Nunez, S OBP: 0.563, SLG: 0.667	F9		G6-3					HR		3	0	1	1	0	0	0	Philadelphia Phillies @ Cleveland Indians Chain of Lakes Park, Winter Haven, FL Thu Mar 08 2007, 1:05 PM EST Att: 4,698 - Sunny - 77 F									
8 Shane Victorino, S OBP: 0.476, SLG: 0.450 29 Chris Roberson, S (7.8)	P3			26 2B	G4-3			G3-1 WP BB		3	1	1	0	0	0	1										
26 Chase Utley, L OBP: 0.450, SLG: 0.412 73 Brent Abernathy, R OBP: 0.333, SLG: 0.200	G4-3			G4-1 1-H		G3-6-3		K		3	0	2	1	0	0	0										
6 Ryan Howard, L OBP: 0.500, SLG: 0.933 Randall Simon, L OBP: 0.250, SLG: 0.333		HR		G4-1		G3-6-3		G3-1		3	1	1	1	0	0	2										
Pat Burrell, R OBP: 0.462, SLG: 0.818 Karim Garcia, L OBP: 0.333, SLG: 0.476	F9			P6		K		G4-3		3	0	0	0	0	1	1										
Wes Helms, R OBP: 0.412, SLG: 0.647 Carlos Leon, S	G5-3			F8						3	0	1	0	0	0	1										
Aaron Rowand, R OBP: 0.105, SLG: 0.167 Pedro Swann, L	P3			G6-3		G4-3		F7		3	0	0	0	0	0	0										
78 Brennan King, R OBP: 0.375, SLG: 0.600			K		G4-3		F8			4	0	0	0	0	2	1										
27 Chris Coste, R OBP: 0.273, SLG: 0.400 Jesus Merchan, R (8, PR)			L5							2	1	1	0	1	0	0										
71 Lou Marson, R (8, 2)				11 1B	2B			HR	BB	0	0	0	0	0	0	0										
Inning Stats	R: 0 E: 0 K: 0 S: 3	H: 0 LOB: 0 BB: 0 P: 3	R: 1 E: 0 K: 0 S: 4	H: 1 LOB: 0 BB: 0 P: 4	R: 0 E: 0 K: 1 S: 5	H: 0 LOB: 0 BB: 0 P: 5	R: 1 E: 0 K: 0 S: 5	H: 2 LOB: 1 BB: 0 P: 5	R: 1 E: 0 K: 0 S: 5	H: 2 LOB: 1 BB: 0 P: 5	R: 0 E: 0 K: 1 S: 5	H: 1 LOB: 0 BB: 0 P: 5	R: 0 E: 0 K: 0 S: 3	H: 1 LOB: 0 BB: 0 P: 3	R: 3 E: 0 K: 1 S: 7	H: 1 LOB: 1 BB: 2 P: 16	R: 0 E: 0 K: 1 S: 4	H: 0 LOB: 0 BB: 1 P: 8	1B: 4 2B: 2 3B: 0 HR: 2	SF: 0 SAC: 0 DP: 1 HBP: 0	WP: 1 PB: 0 SB: 1 CS: 1	PA: 35				
PITCHER	IP WLS BF H R ER SO BB IBB HBP BLK WP HR S P ERA WHIP																									
CC Sabathia, L ERA: 1.8	3.0		10	1	1	1	1	0	0	0	0	0	0	0	0	10	12	10	3.00	0.333						
Jason Davis, R ERA: 4.5	2.0	B	10	4	2	2	0	0	0	0	0	0	0	0	0	10	9.00	2.000								
44 Brian Sikorski, R ERA: 3.6	2.0		6	2	0	0	1	0	0	0	0	0	0	0	8	8	0.00	1.000								
53 Rafael Perez, L ERA: 9.0	1.0	B	6	1	3	3	1	2	0	0	0	1	1	7	16	27.00	3.000									
49 Edward Mujica, R ERA:	1.0	W	3	0	0	0	1	1	0	0	0	0	0	4	8	0.00	1.000									

Batter	1	2	3	4	5	6	7	8	9	AB	R	H	RBI	BB	SO	LOB	BOTTOM							
29 Josh Barfield, R OBP: 0.286, SLG: 0.286 27 Hector Luna, R OBP: 0.500, SLG: 0.400	48 1B 41 HR	G5-3		P3				G5-3		4	2	2	0	0	0	4	Philadelphia Phillies @ Cleveland Indians Chain of Lakes Park, Winter Haven, FL Thu Mar 08 2007, 1:05 PM EST Att: 4,698 - Sunny - 77 F							
15 Mike Rouse, L OBP: 0.287, SLG: 0.400 95 Wes Hodges, R OBP: 0.500, SLG: 0.500	B3	F8		K						4	1	1	0	0	1	5								
48 Travis Hafner, L OBP: 0.357, SLG: 0.385 73 Max Ramirez, R OBP: 0.429, SLG: 0.333	41 HR		G4-3		L9					4	1	2	2	0	0	0								
41 Victor Martinez, S OBP: 0.538, SLG: 1.077 74 Armando Camacaro, R (7, PR)		G5-3		G3-1						4	1	2	3	0	0	0								
76 Wyatt Toregas, R (8, 2)	HR									0	0	0	0	0	0	0								
2 Johnny Peralta, R OBP: 0.429, SLG: 0.462 64 Asdrubal Cabrera, S OBP: 0.333, SLG: 0.250	K		17 S		G5-3					4	0	1	0	0	1	2								
17 Shin-Soo Choo, L OBP: 0.176, SLG: 0.176	L8		G4-3							5	0	1	2	0	1	3								
38 Franklin Gutierrez, R OBP: 0.412, SLG: 0.688 23 Mike Rose, S OBP: 0.417, SLG: 0.750		29 G5-3 68 1B		68 F9						2	0	1	0	1	0	0								
68 Michael Aubrey, L OBP: 0.571, SLG: 0.667		29 G5-3		F9						3	0	2	0	1	0	1								
75 Brad Snyder, L OBP: 0.400, SLG: 0.100		F8								3	0	0	0	1	1	4								
Inning Stats	R: 3 E: 0 K: 1 S: 8	H: 3 LOB: 0 BB: 0 P: 8	R: 0 E: 0 K: 0 S: 4	H: 1 LOB: 1 BB: 1 P: 8	R: 0 E: 0 K: 0 S: 5	H: 1 LOB: 1 BB: 0 P: 5	R: 0 E: 0 K: 1 S: 6	H: 1 LOB: 2 BB: 1 P: 10	R: 0 E: 0 K: 0 S: 3	H: 0 LOB: 0 BB: 0 P: 3	R: 0 E: 0 K: 1 S: 5	H: 0 LOB: 1 BB: 1 P: 9	R: 2 E: 0 K: 0 S: 6	H: 4 LOB: 2 BB: 0 P: 6	R: 0 E: 0 K: 1 S: 6	H: 1 LOB: 1 BB: 0 P: 6	R: 2 E: 0 K: 0 S: 3	H: 2 LOB: 2 BB: 2 P: 11	1B: 9 2B: 3 3B: 0 HR: 1	SF: 0 SAC: 1 DP: 1 HBP: 0	WP: 1 PB: 0 SB: 1 CS: 0	PA: 42		
PITCHER	IP WLS BF H R ER SO BB IBB HBP BLK WP HR S P ERA WHIP																							
76 Brian Mazon, L ERA: 9.0	3.0		15	5	3	3	1	1	0	0	0	0	0	0	17	21	9.00	2.000						
74 Anderson Garcia, R ERA: 9.0	2.0		8	1	0	0	1	1	0	0	0	0	0	9	13	0.00	1.000							
Alfredo Simon, R ERA: 18.0	1.1		9	4	2	2	1	1	0	0	0	0	0	10	14	13.50	3.750							
Justin Germano, R ERA:	1.2		5	1	0	0	1	0	0	0	0	0	0	7	7	0.00	0.600							
Jim Ed Warden, R ERA: 27.0	0.1	L	5	2	2	2	0	1	1	0	0	1	0	3	11	54.00	9.000							



Batter	1	2	3	4	5	6	7	8	9	AB	R	H	RBI	BB	SO	LOB	TOP					
6 Chris Duffy, L (1, 8) OBP: 0.133, SLG: 0.133 13 Nyjer Morgan, L (5, 8)	F8		G3		P6	K		F8		3	0	0	0	0	0	2	Pittsburgh Pirates @ Cleveland Indians Chain of Lakes Park, Winter Haven, FL Fri Mar 09 2007, 7:05 PM EST Att. 4,715 - Clear - 75 F					
13 Nate McLouth, L (1, 9) OBP: 0.353, SLG: 0.214	S 25 1B		F7		F7		53 1B BB	F7		4	1	1	0	1	0	2						
Jason Bay, R (1, 10) OBP: 0.200, SLG: 0.667 Brad Corley, R (7, PH) OBP: 0.500, SLG: 0.500	K					25 E 2B	K			3	1	2	1	0	1	1						
25 Adam LaRoche, L (1, 3) OBP: 0.500, SLG: 0.300 53 Mike Edwards, R (6, PR) OBP: 0.500, SLG: 0.490	41 FC4-6 2H 1B		F7			75 2B 1B				3	0	2	2	0	0	1						
41 Ryan Doumit, S (1, 2) OBP: 0.500, SLG: 0.444 72 Einar Diaz, R (6, 2) OBP: 0.625, SLG: 0.571	FC4-6 1-2 1B				66-4-3 BB	75 2B HBP	P5			1	1	0	0	1	0	1						
68 Michael Ryan, L (1, 7) OBP: 0.435, SLG: 0.696										2	0	1	0	0	0	2						
José Hernández, R (1, 4) OBP: 0.287, SLG: 0.287 64 Eddy Garabito, S (6, 4) OBP: 0.397, SLG: 0.538			G5-3							3	0	0	0	0	0	3						
75 Neil Walker, S (1, 5) OBP: 0.471, SLG: 0.500										1	1	1	0	0	0	0						
29 Don Kelly, L (1, 6) OBP: 0.391, SLG: 0.333										3	0	2	3	1	1	0						
										5	0	0	0	0	2	7						
Inning Stats	R: 1 E: 0 K: 1 S: 7	H: 2 LOB: 1 BB: 0 P: 7	R: 0 E: 0 K: 1 S: 5	H: 0 LOB: 0 BB: 0 P: 5	R: 1 E: 0 K: 0 S: 5	H: 2 LOB: 1 BB: 0 P: 5	R: 0 E: 0 K: 0 S: 2	H: 0 LOB: 0 BB: 1 P: 6	R: 0 E: 0 K: 0 S: 3	H: 0 LOB: 1 BB: 1 P: 7	R: 3 E: 1 K: 2 S: 10	H: 3 LOB: 2 BB: 1 P: 15	R: 0 E: 0 K: 2 S: 8	H: 1 LOB: 2 BB: 1 P: 12	R: 1 E: 0 K: 0 S: 5	H: 2 LOB: 0 BB: 0 P: 5	R: 0 E: 0 K: 1 S: 7	H: 2 LOB: 2 BB: 0 P: 7	1B: 9 2B: 3 3B: 0 HR: 0	SF: 0 SAC: 0 DP: 2 HBP: 1	WP: 0 PB: 0 SB: 1 CS: 0	PA: 42
PITCHER	IP WLS BF H R ER SO BB IBB HBP BLK WP HR S P ERA WHIP	63 Rafael Betancourt, R (9, 1) ERA: 9.0 IP: 1.0 WLS: 5 BF: 2 H: 2 R: 0 ER: 0 SO: 1 BB: 0 IBB: 0 HBP: 0 BLK: 0 WP: 0 HR: 7 S: 7 P: 7 ERA: 0.00 WHIP: 2.000																				
Paul Byrd, R (1, 1) ERA: 2.57 Roberto Hernández, R (4, 1) ERA: 5.79 46 Aaron Fultz, L (5, 1) ERA: 5.79 59 Matt Miller, R (6, 1) ERA: 9.0 Fernando Cabrera, R (8, 1) ERA: 9.0	3.0 L 13 4 2 2 2 0 0 0 0 0 0 0 17 17 6.00 1.333																					
Batter	1	2	3	4	5	6	7	8	9	AB	R	H	RBI	BB	SO	LOB	BOTTOM					
29 Josh Barfield, R (1, 4) OBP: 0.389, SLG: 0.353	G6-3									3	0	2	0	1	0	0	Pittsburgh Pirates @ Cleveland Indians Chain of Lakes Park, Winter Haven, FL Fri Mar 09 2007, 7:05 PM EST Att. 4,715 - Clear - 75 F					
Jason Michaels, R (1, 8) OBP: 0.389, SLG: 0.471	L4									4	0	0	0	0	1	5						
48 Travis Hafner, L (1, 3) OBP: 0.353, SLG: 0.333 68 Michael Aubrey, L (6, PR) OBP: 0.500, SLG: 0.571	G3-1									2	0	0	0	1	0	3						
17 Shin-Soo Choo, L (1, 7) OBP: 0.190, SLG: 0.150										1	0	0	0	0	0	0						
2 Johnny Peralta, R (1, 6) OBP: 0.353, SLG: 0.375 27 Hector Luna, R (7, 6) OBP: 0.462, SLG: 0.364										3	0	0	0	0	0	2						
30 Andy Marte, R (1, 5) OBP: 0.250, SLG: 0.438										1	0	0	0	0	0	0						
38 Franklin Gutierrez, R (1, 9) OBP: 0.391, SLG: 0.600										4	1	2	2	0	0	0						
62 Trevor Crowe, S (1, 10) OBP: 0.385, SLG: 0.273										4	0	1	0	0	2	1						
76 Wyatt Toregas, R (1, 2) 74 Armando Camacaro, R (8, 2)										3	0	1	0	0	0	0						
										3	0	0	0	0	0	2						
Inning Stats	R: 0 E: 0 K: 0 S: 3	H: 0 LOB: 0 BB: 0 P: 3	R: 0 E: 0 K: 0 S: 3	H: 0 LOB: 0 BB: 0 P: 3	R: 0 E: 0 K: 1 S: 7	H: 2 LOB: 3 BB: 1 P: 11	R: 1 E: 0 K: 1 S: 5	H: 0 LOB: 0 BB: 1 P: 10	R: 0 E: 0 K: 0 S: 4	H: 1 LOB: 1 BB: 0 P: 5	R: 0 E: 0 K: 0 S: 2	H: 0 LOB: 1 BB: 1 P: 6	R: 1 E: 0 K: 1 S: 6	H: 1 LOB: 0 BB: 0 P: 6	R: 0 E: 0 K: 0 S: 3	H: 1 LOB: 0 BB: 0 P: 3	R: 0 E: 0 K: 1 S: 6	H: 1 LOB: 1 BB: 0 P: 6	1B: 5 2B: 0 3B: 0 HR: 1	SF: 0 SAC: 0 DP: 2 HBP: 0	WP: 1 PB: 0 SB: 1 CS: 1	PA: 34
PITCHER	IP WLS BF H R ER SO BB IBB HBP BLK WP HR S P ERA WHIP	Shawn Chacon, R (1, 1) ERA: 3.6 IP: 3.0 WLS: 11 BF: 12 H: 1 R: 1 ER: 0 SO: 1 BB: 1 IBB: 0 HBP: 0 BLK: 0 WP: 0 HR: 6 S: 6 P: 6 ERA: 0.00 WHIP: 1.000 18 Sean Burnett, L (4, 1) ERA: 12.0 IP: 1.0 WLS: 3 BF: 1 H: 1 R: 0 ER: 0 SO: 0 BB: 0 IBB: 0 HBP: 0 BLK: 0 WP: 0 HR: 3 S: 3 P: 3 ERA: 0.00 WHIP: 1.000 34 John Grabow, L (7, 1) ERA: 12.0 IP: 1.0 WLS: 3 BF: 1 H: 0 R: 0 ER: 0 SO: 0 BB: 0 IBB: 0 HBP: 0 BLK: 0 WP: 0 HR: 6 S: 6 P: 6 ERA: 0.00 WHIP: 1.000 73 Kevin Gryboski, R (8, 1) ERA: 12.0 IP: 1.0 WLS: 4 BF: 1 H: 0 R: 0 ER: 0 SO: 0 BB: 0 IBB: 0 HBP: 0 BLK: 0 WP: 0 HR: 6 S: 6 P: 6 ERA: 0.00 WHIP: 1.000 36 Juan Pablo Perez, L (9, 1) ERA: 12.0 IP: 1.0 WLS: 4 BF: 1 H: 0 R: 0 ER: 0 SO: 0 BB: 0 IBB: 0 HBP: 0 BLK: 0 WP: 0 HR: 6 S: 6 P: 6 ERA: 0.00 WHIP: 1.000																				
PITCHER	IP WLS BF H R ER SO BB IBB HBP BLK WP HR S P ERA WHIP	Shawn Chacon, R (1, 1) ERA: 3.6 IP: 3.0 WLS: 11 BF: 12 H: 1 R: 1 ER: 0 SO: 1 BB: 1 IBB: 0 HBP: 0 BLK: 0 WP: 0 HR: 6 S: 6 P: 6 ERA: 0.00 WHIP: 1.000 18 Sean Burnett, L (4, 1) ERA: 12.0 IP: 1.0 WLS: 3 BF: 1 H: 1 R: 0 ER: 0 SO: 0 BB: 0 IBB: 0 HBP: 0 BLK: 0 WP: 0 HR: 3 S: 3 P: 3 ERA: 0.00 WHIP: 1.000 34 John Grabow, L (7, 1) ERA: 12.0 IP: 1.0 WLS: 3 BF: 1 H: 0 R: 0 ER: 0 SO: 0 BB: 0 IBB: 0 HBP: 0 BLK: 0 WP: 0 HR: 6 S: 6 P: 6 ERA: 0.00 WHIP: 1.000 73 Kevin Gryboski, R (8, 1) ERA: 12.0 IP: 1.0 WLS: 4 BF: 1 H: 0 R: 0 ER: 0 SO: 0 BB: 0 IBB: 0 HBP: 0 BLK: 0 WP: 0 HR: 6 S: 6 P: 6 ERA: 0.00 WHIP: 1.000 36 Juan Pablo Perez, L (9, 1) ERA: 12.0 IP: 1.0 WLS: 4 BF: 1 H: 0 R: 0 ER: 0 SO: 0 BB: 0 IBB: 0 HBP: 0 BLK: 0 WP: 0 HR: 6 S: 6 P: 6 ERA: 0.00 WHIP: 1.000																				


Batter	1	2	3	4	5	6	7	8	9	AB	R	H	RBI	BB	SO	LOB	TOP																		
24 Grady Sizemore, L (1.8) 65 Ben Francisco, R (6.8) OBP: 0.174, SLG: 0.400 OBP: 0.458, SLG: 0.810	F7		P6			E3				3	0	0	0	0	0	0	Cleveland Indians @ Pittsburgh Pirates McKechnie Field, Bradenton, FL Mon Mar 12 2007, 1:05 PM EDT Att: 5,069 - Partly Cloudy - 76 F																		
Trot Nixon, L (1.9) 38 Franklin Gutierrez, R (4.9) OBP: 0.294, SLG: 0.522	F9			FC5-4 HBP		G5-4-3		G5-3		1	0	0	0	0	0	0																			
Jason Michaels, R (1.7) 23 Mike Rose, S (7.7) OBP: 0.375, SLG: 0.625	G5-3			F9			E5		K	3	0	0	0	0	0	1																			
25 Ryan Garko, R (1.3) OBP: 0.241, SLG: 0.414		HR		F7			G4-6-3		K	4	1	1	1	0	1	2																			
Casey Blake, R (1.5) OBP: 0.200, SLG: 0.368	P6			FC5-4			15 WP		F7	4	0	1	0	0	0	1																			
15 Mike Rouse, L (1.4) 64 Asdrubal Cabrera, S (7.6) OBP: 0.292, SLG: 0.522 OBP: 0.300, SLG: 0.222	F8					F9				2	0	0	0	1	0	0																			
10 Kelly Shoppach, R (1.2) 59 Matt Miller, R (7.1) 53 Rafael Perez, L (8.1)	F7					P3			F9	3	0	0	0	0	0	2																			
11 Luis Rivas, R (1.6) OBP: 0.333, SLG: 0.476			F9			G5-3				2	0	0	0	1	0	0																			
45 Jeremy Sowers, L (1.1) 70 Tony Sipp, L (5.1) 30 Andy Marte, R (6. PH) 46 Aaron Fultz, L (6.1) 76 Wyatt Toregas, R (7.2)			K						G5-4-3	1	0	0	0	0	1	0																			
										0	0	0	0	0	0	0																			
										1	0	0	0	0	1	0																			
										0	0	0	0	0	0	0																			
Inning Stats	R: 0 E: 0 K: 0 S: 3	H: 0 LOB: 0 BB: 0 P: 3	R: 1 E: 0 K: 0 S: 4	H: 1 LOB: 0 BB: 0 P: 4	R: 0 E: 0 K: 1 S: 5	H: 0 LOB: 0 BB: 0 P: 5	R: 0 E: 0 K: 0 S: 3	H: 0 LOB: 1 BB: 0 P: 4	R: 0 E: 0 K: 0 S: 3	H: 0 LOB: 0 BB: 0 P: 3	R: 0 E: 1 K: 1 S: 5	H: 0 LOB: 0 BB: 0 P: 5	R: 0 E: 1 K: 0 S: 4	H: 1 LOB: 2 BB: 1 P: 8	R: 0 E: 0 K: 0 S: 3	H: 1 LOB: 1 BB: 1 P: 7	R: 0 E: 0 K: 2 S: 7	H: 0 LOB: 0 BB: 0 P: 7	1B: 1 2B: 1 3B: 0 HR: 1	SF: 0 SAC: 0 DP: 3 HBP: 1	WP: 1 PB: 0 SB: 0 CS: 0	PA: 32													
PITCHER	IP	WLS	BF	H	R	ER	SO	BB	IBB	HBP	BLK	WP	HR	S	P	ERA	WHIP	PITCHER	IP	WLS	BF	H	R	ER	SO	BB	IBB	HBP	BLK	WP	HR	S	P	ERA	WHIP
Tony Armas, R (1.1) ERA: 2.0	4.0	W	14	1	1	1	1	0	0	1	0	0	1	15	16	2.25	0.250	55 Matt Capps, R (9.1) ERA: 10.8	0.1		1	0	0	0	0	0	0	0	0	0	1	1	0.00	0.000	
37 John Wasdin, R (5.1) ERA: 1.5	2.0	H	6	0	0	0	1	0	0	0	0	0	0	8	8	0.00	0.000																		
69 Jesse Chavez, R (7.1) ERA: 1.5	1.0	H	5	1	0	0	0	1	0	0	0	0	1	0	4	8	0.00	2.000																	
59 Dan Kolb, R (8.1) ERA: 1.5	1.0		4	1	0	0	0	1	0	0	0	0	0	3	7	0.00	2.000																		
Damaso Marte, L (9.1) ERA: 1.5	0.2		2	0	0	0	2	0	0	0	0	0	0	6	6	0.00	0.000																		

AB	29
R	1
H	3
RBI	1
BB	2
SO	4
LOB	9



Batter	1	2	3	4	5	6	7	8	9	AB	R	H	RBI	BB	SO	LOB	BOTTOM																		
6 Chris Duffy, L (1.8) 69 Jesse Chavez, R (7.1) 62 Chris Aquila, R (7. PH) OBP: 0.200, SLG: 0.200 OBP: 0.200, SLG: 0.174	77 G3 25 1B 77 S	F7		G6-3		SH1-3		K		3	1	1	0	0	0	2	Cleveland Indians @ Pittsburgh Pirates McKechnie Field, Bradenton, FL Mon Mar 12 2007, 1:05 PM EDT Att: 5,069 - Partly Cloudy - 76 F																		
77 Brian Bixler, R (1.6) OBP: 0.500, SLG: 0.708	G3	G3-1							K	4	1	1	0	1	1	2																			
Jason Bay, R (1.7) 13 Nate McLouth, L (6. PR) OBP: 0.636, SLG: 0.836 OBP: 0.286, SLG: 0.167	26 FC4-6 25 1B								F7	2	0	2	0	1	0	0																			
25 Adam LaRoche, L (1.3) 35 Brad Eldred, R (6.3) OBP: 0.450, SLG: 0.267 OBP: 0.533, SLG: 1.000	26 FC4-6 1B									2	0	0	0	0	0	3																			
26 Ronny Paulino, R (1.2) 11 Humberto Cota, R (6.2) OBP: 0.368, SLG: 0.737 OBP: 0.375, SLG: 0.500	1-2 3-H 1B									3	0	1	1	0	1	3																			
26 Ronny Paulino, R (1.2) 11 Humberto Cota, R (6.2) OBP: 0.368, SLG: 0.737 OBP: 0.375, SLG: 0.500	1-2 2-3 1B									2	0	0	0	0	2	3																			
26 Ronny Paulino, R (1.2) 11 Humberto Cota, R (6.2) OBP: 0.368, SLG: 0.737 OBP: 0.375, SLG: 0.500	1-2 2-3 1B									3	0	1	1	0	0	2																			
51 Luis Matos, R (1.9) 59 Dan Kolb, R (8.1) Damaso Marte, L (9.1) 55 Matt Capps, R (9.1)	FC6-4									1	0	0	0	0	0	0																			
51 Luis Matos, R (1.9) 59 Dan Kolb, R (8.1) Damaso Marte, L (9.1) 55 Matt Capps, R (9.1)	FC6-4									4	1	1	0	0	0	4																			
51 Luis Matos, R (1.9) 59 Dan Kolb, R (8.1) Damaso Marte, L (9.1) 55 Matt Capps, R (9.1)	FC6-4									0	0	0	0	0	0	0																			
51 Luis Matos, R (1.9) 59 Dan Kolb, R (8.1) Damaso Marte, L (9.1) 55 Matt Capps, R (9.1)	FC6-4									0	0	0	0	0	0	0																			
51 Luis Matos, R (1.9) 59 Dan Kolb, R (8.1) Damaso Marte, L (9.1) 55 Matt Capps, R (9.1)	FC6-4									0	0	0	0	0	0	0																			
51 Luis Matos, R (1.9) 59 Dan Kolb, R (8.1) Damaso Marte, L (9.1) 55 Matt Capps, R (9.1)	FC6-4									0	0	0	0	0	0	0																			
51 Luis Matos, R (1.9) 59 Dan Kolb, R (8.1) Damaso Marte, L (9.1) 55 Matt Capps, R (9.1)	FC6-4									0	0	0	0	0	0	0																			
Inning Stats	R: 1 E: 0 K: 0 S: 5	H: 2 LOB: 2 BB: 1 P: 9	R: 1 E: 0 K: 1 S: 7	H: 2 LOB: 1 BB: 0 P: 7	R: 0 E: 0 K: 0 S: 3	H: 1 LOB: 0 BB: 0 P: 3	R: 1 E: 0 K: 0 S: 5	H: 1 LOB: 1 BB: 0 P: 6	R: 1 E: 0 K: 1 S: 8	H: 3 LOB: 2 BB: 0 P: 8	R: 0 E: 0 K: 1 S: 6	H: 1 LOB: 3 BB: 2 P: 14	R: 2 E: 0 K: 2 S: 9	H: 2 LOB: 1 BB: 1 P: 13	R: 0 E: 0 K: 2 S: 7	H: 0 LOB: 0 BB: 0 P: 7	1B: 8 2B: 3 3B: 0 HR: 1	SF: 0 SAC: 1 DP: 1 HBP: 0	WP: 1 PB: 0 SB: 1 CS: 0	PA: 40															
PITCHER	IP	WLS	BF	H	R	ER	SO	BB	IBB	HBP	BLK	WP	HR	S	P	ERA	WHIP	PITCHER	IP	WLS	BF	H	R	ER	SO	BB	IBB	HBP	BLK	WP	HR	S	P	ERA	WHIP
45 Jeremy Sowers, L (1.1) ERA: 4.5	4.0	L	19	6	3	2	1	1	0	0	0	0	0	20	25	4.50	1.750																		
70 Tony Sipp, L (5.1) ERA: 4.5	1.0		6	3	1	1	1	0	0	0	0	0	0	8	8	9.00	3.000																		
46 Aaron Fultz, L (6.1) ERA: 4.76	1.0		6	1	0	0	1	1	1	0	0	0	0	6	14	0.00	2.000																		
59 Matt Miller, R (7.1) ERA: 3.38	1.0		6	2	2	2	2	1	0	0	0	0	1	9	13	18.00	3.000																		
53 Rafael Perez, L (8.1) ERA: 6.75	1.0		3	0	0	0	2	0	0	0	0	0	0	7	7	0.00	0.000																		

AB	35
R	6
H	12
RBI	6
BB	4
SO	7
LOB	24



Batter	1	2	3	4	5	6	7	8	9	AB	R	H	RBI	BB	SO	LOB	TOP										
7 José Reyes, S OBP: 0.444, SLG: 0.750 1 Anderson Hernandez, S OBP: 0.235, SLG: 0.133										4	1	2	2	0	0	1											
3 Damon Easley, R OBP: 0.281, SLG: 0.333 17 David Newhan, L OBP: 0.313, SLG: 0.571										2	0	0	0	1	1	1											
21 Carlos Delgado, L OBP: 0.429, SLG: 0.333 61 Carlos Gómez, R OBP: 0.300, SLG: 0.625										3	0	0	0	1	0	2											
16 Paul Lo Duca, R OBP: 0.261, SLG: 0.200 11 Ramon Castro, R OBP: 0.471, SLG: 0.538										3	0	1	1	0	0	1											
20 Shawn Green, L OBP: 0.182, SLG: 0.313 64 Mike Carp, L OBP: 0.414, SLG: 0.440										4	1	1	1	0	0	3											
44 Lastinos Millardos, R OBP: 0.459, SLG: 0.548 Ruben Sierra, S OBP: 0.222, SLG: 0.208										2	1	1	0	1	0	2											
4 Ben Johnson, R OBP: 0.429, SLG: 0.581										4	0	0	0	0	1	2											
6 Ruben Gotay, S OBP: 0.391, SLG: 0.571										4	1	1	0	0	2	1											
10 Endy Chavez, L OBP: 0.419, SLG: 0.444										4	1	3	2	0	1	0											
Inning Stats	R: 0 E: 0 K: 1 S: 6	H: 1 LOB: 1 P: 7	R: 4 E: 1 K: 1 S: 11	H: 4 LOB: 1 BB: 0 P: 11	R: 0 E: 0 K: 2 S: 3	H: 0 LOB: 0 BB: 1 P: 7	R: 0 E: 0 K: 2 S: 7	H: 0 LOB: 0 BB: 0 P: 7	R: 1 E: 0 K: 0 S: 3	H: 1 LOB: 2 BB: 0 P: 11	R: 0 E: 0 K: 0 S: 4	H: 1 LOB: 1 BB: 0 P: 4	R: 0 E: 0 K: 0 S: 4	H: 1 LOB: 0 BB: 0 P: 4	R: 1 E: 0 K: 1 S: 7	H: 2 LOB: 1 BB: 0 P: 7	R: 0 E: 1 K: 1 S: 6	H: 0 LOB: 0 BB: 0 P: 7	1B: 7 2B: 0 3B: 1 HR: 2	SF: 0 SAC: 0 DP: 1 HBP: 0	WP: 0 PB: 0 SB: 4 CS: 0	PA: 41					
PITCHER	IP	WLS	BF	H	R	ER	SO	BB	IBB	HBP	BLK	WP	HR	S	P	ERA	WHIP										
CC Sabathia, L ERA: 5.0	4.0	L	19	5	4	4	4	1	0	0	0	0	2	27	32	9.00	1.500										
54 Brian Stocum, R ERA: 3.0	2.0		9	2	1	1	0	2	0	0	0	0	0	7	15	4.50	2.000										
46 Aaron Fultz, L ERA: 4.05	1.0		4	1	0	0	0	0	0	0	0	0	0	4	4	0.00	1.000										
63 Rafael Betancourt, R ERA: 9.0	1.0		5	2	1	1	1	0	0	0	0	0	0	7	7	9.00	2.000										
40 Tom Mastny, R ERA:	1.0		4	0	0	0	1	0	0	0	0	0	0	6	7	0.00	0.000										

New York Mets @ Cleveland Indians
Chain of Lakes Park, Winter Haven, FL
Tue Mar 13 2007, 1:05 PM EDT
Att.: 5,666 - Sunny - 78 F

AB 38
R 6
H 10
RBI 6
BB 3
SO 6
LOB 16



Batter	1	2	3	4	5	6	7	8	9	AB	R	H	RBI	BB	SO	LOB	BOTTOM										
29 Josh Barfield, R OBP: 0.333, SLG: 0.348 11 Luis Rivas, R OBP: 0.308, SLG: 0.435										3	0	0	0	0	2	1											
Jason Michaels, R OBP: 0.385, SLG: 0.480										5	2	3	0	0	0	0											
48 Travis Hafner, L OBP: 0.520, SLG: 0.318 15 Mike Rouse, L OBP: 0.269, SLG: 0.480										3	1	1	0	0	0	1											
41 Victor Martinez, S OBP: 0.524, SLG: 0.947 73 Max Ramirez, R OBP: 0.335, SLG: 0.250										2	0	1	1	1	1	0											
2 Johnny Peralta, R OBP: 0.375, SLG: 0.435 64 Asdrúbal Cabrera, S OBP: 0.273, SLG: 0.250										3	0	1	1	0	1	1											
65 Ben Francisco, R OBP: 0.429, SLG: 0.840										4	1	1	1	0	0	2											
68 Michael Aubrey, L OBP: 0.438, SLG: 0.585										3	0	1	0	0	2	0											
27 Hector Luna, R OBP: 0.381, SLG: 0.389										3	0	0	0	1	1	1											
62 Trevor Crowe, S OBP: 0.381, SLG: 0.333										3	0	2	0	1	0	2											
Inning Stats	R: 0 E: 0 K: 0 S: 3	H: 0 LOB: 0 BB: 0 P: 3	R: 1 E: 0 K: 1 S: 6	H: 1 LOB: 2 BB: 1 P: 11	R: 1 E: 0 K: 1 S: 7	H: 2 LOB: 2 BB: 1 P: 11	R: 0 E: 0 K: 2 S: 7	H: 0 LOB: 1 BB: 1 P: 12	R: 0 E: 0 K: 0 S: 5	H: 2 LOB: 1 BB: 0 P: 6	R: 0 E: 0 K: 0 S: 4	H: 2 LOB: 0 BB: 0 P: 4	R: 0 E: 0 K: 2 S: 7	H: 0 LOB: 0 BB: 0 P: 7	R: 2 E: 1 K: 0 S: 7	H: 2 LOB: 0 BB: 0 P: 9	1B: 5 2B: 4 3B: 0 HR: 1	SF: 1 SAC: 0 DP: 1 HBP: 1	WP: 3 PB: 0 SB: 1 CS: 0	PA: 40							
PITCHER	IP	WLS	BF	H	R	ER	SO	BB	IBB	HBP	BLK	WP	HR	S	P	ERA	WHIP										
43 Jason Vargas, L ERA: 2.57	3.0	W	15	3	2	2	2	2	0	0	0	0	1	16	25	6.00	1.667										
40 Ambríz Burgos, R ERA: 4.91	2.0	H	8	2	0	0	3	1	0	0	0	0	0	13	18	0.00	1.500										
49 Philip Humber, R ERA: 16.2	2.0	H	9	3	1	1	0	0	0	0	0	0	0	9	9	4.50	1.500										
68 Lino Urdaneta, R ERA: 3.6	2.0	S	8	2	2	2	2	0	0	0	0	2	0	14	16	9.00	1.000										

New York Mets @ Cleveland Indians
Chain of Lakes Park, Winter Haven, FL
Tue Mar 13 2007, 1:05 PM EDT
Att.: 5,666 - Sunny - 78 F

AB 35
R 5
H 10
RBI 3
BB 3
SO 7
LOB 13



Batter	1	2	3	4	5	6	7	8	9	10	AB	R	H	RBI	BB	SO	LOB	TOP				
29 Josh Barfield, R OBP: 0.357, SLG: 0.370	G5-3		F8			G3		WP 2 S 1B			4	0	2	0	0	0	0					
38 Franklin Gutierrez, R OBP: 0.333, SLG: 0.520 Jonathan Van Every, L	G5-3		G6-4-3 1B			G3		K			2	0	1	0	0	0	0					
2 Jhonny Peralta, R OBP: 0.321, SLG: 0.370	F8		G6-4-3 1-2			K		K			4	0	0	0	0	2	3					
25 Ryan Garko, R OBP: 0.212, SLG: 0.364		G6-3		G6-3				G6-3		G3-1	4	0	0	0	0	0	0					
17 Shin-Soo Choo, L OBP: 0.333, SLG: 0.217 76 Wyatt Teregas, R					G4-3 30 G4-3 30 S BB			G3-1		F8	2	0	1	0	1	0	0					
30 Andy Marte, R OBP: 0.240, SLG: 0.375		F7			G4-3 1-3			23 1B		K	4	0	1	0	0	1	2					
23 Mike Rose, S OBP: 0.350, SLG: 0.550		G6-3			K			1-2 1B			4	0	1	0	0	1	2					
68 Michael Aubrey, L OBP: 0.368, SLG: 0.313 Carlos Rivero, R			F9		P5			G1-3			3	0	0	0	0	0	3					
62 Trevor Crowe, S OBP: 0.320, SLG: 0.273			L7					F7			4	0	0	0	0	2	0					
Inning Stats	R: 0 E: 0 K: 0 S: 3	H: 0 LOB: 0 BB: 0 P: 3	R: 0 E: 0 K: 0 S: 4	H: 1 LOB: 1 BB: 0 P: 4	R: 0 E: 0 K: 0 S: 3	H: 0 LOB: 0 BB: 0 P: 3	R: 0 E: 0 K: 1 S: 6	H: 0 LOB: 1 BB: 1 P: 10	R: 0 E: 0 K: 2 S: 8	H: 1 LOB: 1 BB: 0 P: 8	R: 0 E: 0 K: 0 S: 5	H: 2 LOB: 2 BB: 0 P: 5	R: 0 E: 0 K: 2 S: 8	H: 1 LOB: 1 BB: 0 P: 8	R: 0 E: 0 K: 1 S: 5	H: 0 LOB: 0 BB: 0 P: 7	R: 0 E: 0 K: 2 S: 7	H: 0 LOB: 0 BB: 0 P: 7	1B: 6 2B: 0 3B: 0 HR: 0	SF: 0 SAC: 0 DP: 1 HBP: 0	WP: 1 PB: 0 SB: 2 CS: 0	PA: 36
PITCHER	IP WLS BF H R ER SO BB IBB HBP BLK WP HR S P ERA WHIP	PITCHER																				
Tomo Ohka, R ERA: 4.0	4.0	13	2	0	0	0	0	0	0	0	0	0	0	0	0	0	0	0	0.00	0.500		
31 Victor Zambrano, R ERA: 1.59	2.2	12	3	0	0	3	1	0	0	0	0	0	0	18	22	0.00	1.500					
49 Jeremy Accardo, R ERA:	1.1	5	1	0	0	2	0	0	0	0	1	0	9	9	0.00	0.750						
48 Ty Taubenheim, R ERA:	1.0	3	0	0	0	1	0	0	0	0	0	0	5	5	0.00	0.000						
56 Brian Tallet, L ERA: 11.25	1.0	3	0	0	0	2	0	0	0	0	0	0	7	7	0.00	0.000						

Cleveland Indians @ Toronto Blue Jays
Knology Park, Dunedin, FL
Wed Mar 14 2007, 1:05 PM EDT
Att: 3,340 - Sunny - 76 F

AB 35
R 0
H 6
RBI 0
BB 1
SO 8
LOB 12



Batter	1	2	3	4	5	6	7	8	9	10	AB	R	H	RBI	BB	SO	LOB	BOTTOM				
3 Reed Johnson, R OBP: 0.167, SLG: 0.333 Dustin Maweski, L OBP: 0.500, SLG: 0.500	P6		K			K		62 BB 1B		P4	3	0	0	0	0	2	1					
17 Lyle Overbay, L OBP: 0.348, SLG: 0.421 Chip Cannon, L	G1-3 10 BB		G1-4-3			K		K		G3-1	2	0	0	0	1	1	1					
10 Vernon Wells, R OBP: 0.320, SLG: 0.565 62 Mike Vento, R OBP: 0.167, SLG: 0.063	G1-3		G6-3			G4-3		BB		K	3	0	0	0	0	2						
Frank Thomas, R OBP: 0.500, SLG: 0.286 24 Matt Stairs, L OBP: 0.368, SLG: 0.444 Eric Nielsen, R				L8				25 1B			1	0	0	0	1	0	0					
25 Troy Claus, R OBP: 0.300, SLG: 0.444 Brad Hassey, R Manny Mayerson, R								9 1B		G1-3	3	0	2	0	0	2						
15 Alex Rios, R OBP: 0.318, SLG: 0.571 Chad Mottola, R OBP: 0.267, SLG: 0.357		F7		L4				K		G4-3	3	0	0	0	1	3						
9 Gregg Zaun, S OBP: 0.296, SLG: 0.136 59 Curtis Thigpen, R OBP: 0.100, SLG: 0.250		F7						2 G6-4-3 BB		K	1	0	0	0	0	1	0					
2 Aaron Hill, R OBP: 0.400, SLG: 0.579 Ryan Klosterman, R								G6-4-3 1-2		F9	3	0	1	0	0	1	5					
Royce Clayton, R OBP: 0.238, SLG: 0.250 1 Ray Olmedo, S		G4-3						K		F7	2	0	1	0	0	1						
Inning Stats	R: 0 E: 0 K: 0 S: 3	H: 0 LOB: 2 BB: 2 P: 11	R: 0 E: 0 K: 0 S: 4	H: 1 LOB: 1 BB: 0 P: 4	R: 0 E: 0 K: 1 S: 5	H: 0 LOB: 0 BB: 0 P: 5	R: 0 E: 0 K: 1 S: 7	H: 2 LOB: 2 BB: 0 P: 7	R: 0 E: 0 K: 2 S: 8	H: 1 LOB: 1 BB: 0 P: 8	R: 0 E: 0 K: 3 S: 10	H: 1 LOB: 2 BB: 1 P: 14	R: 0 E: 0 K: 1 S: 5	H: 0 LOB: 0 BB: 0 P: 5	R: 0 E: 0 K: 0 S: 3	H: 0 LOB: 0 BB: 0 P: 3	R: 0 E: 0 K: 2 S: 7	H: 0 LOB: 1 BB: 1 P: 11	1B: 7 2B: 0 3B: 0 HR: 0	SF: 0 SAC: 0 DP: 1 HBP: 0	WP: 0 PB: 0 SB: 0 CS: 0	PA: 41
PITCHER	IP WLS BF H R ER SO BB IBB HBP BLK WP HR S P ERA WHIP	PITCHER																				
72 Adam Miller, R ERA:	4.0	17	3	0	0	2	2	0	0	0	0	0	19	27	0.00	1.250						
58 Juan Lara, L ERA:	2.0	9	3	0	0	3	1	0	0	0	0	0	14	18	0.00	2.000						
44 Brian Sikorski, R ERA: 3.86	1.0	5	1	0	0	3	1	0	0	0	0	0	10	14	0.00	2.000						
66 J.D. Martin, R ERA:	1.0	3	0	0	0	1	0	0	0	0	0	0	5	5	0.00	0.000						
49 Edward Mujica, R ERA:	1.0	3	0	0	0	0	0	0	0	0	0	0	3	3	0.00	0.000						

Cleveland Indians @ Toronto Blue Jays
Knology Park, Dunedin, FL
Wed Mar 14 2007, 1:05 PM EDT
Att: 3,340 - Sunny - 76 F

AB 36
R 0
H 7
RBI 0
BB 5
SO 11
LOB 19



Batter	1	2	3	4	5	6	7	8	9	AB	R	H	RBI	BB	SO	LOB	TOP					
8 Russ Adams, L (1,4) OBP: 0.421, SLG: 0.214 4 Ryan Roberts, R (7,4) OBP: 0.500, SLG: 0.417	G4-3		BB 26 1B BB		BB			BB		1	1	0	0	2	0	0	Toronto Blue Jays @ Cleveland Indians Chain of Lakes Park, Winter Haven, FL Wed Mar 14 2007, 12:35 PM EDT Att: 3,847 - Cloudy - 77 F livebaseballscorecards.com					
Jason Smith, L (1,5) OBP: 0.480, SLG: 0.913 16 Rob Cosby, R (7,5) OBP: 0.333, SLG: 0.400	G3		BB 26 1B 1-2		P4			F9		2	0	0	0	1	0	1						
26 Adam Lind, L (1,7) OBP: 0.400, SLG: 0.692 Aaron Mathews, R (8,8)	E4		1-2 2-H 1B		BB 43 G4-6-3			F7		3	0	1	1	1	0	1						
43 Kevin Barker, L (1,9) OBP: 0.286, SLG: 0.368 64 David Smith, R (7,9)	K		F7		G4-6-3			G1-3		3	0	0	0	0	1	4						
Jason Phillips, R (1,3) OBP: 0.280, SLG: 0.261 23 John Hattig, S (6, PR) OBP: 0.368, SLG: 0.375			BB 67 G3-6-3 1B		P4			G5-3		2	0	1	0	1	0	0						
67 John-Ford Griffin, L (1,10) OBP: 0.296, SLG: 0.474 84 Brian Bomaster, R (9, PH)	G3-6-3		1-2 1B		BB 13 CS 1B			F9		3	0	1	0	0	0	2						
13 Sal Fasano, R (1,2) OBP: 0.154 63 Erik Kratz, R (7,2) OBP: 0.250, SLG: 0.333	G2-3		G5-3		G5-3			F7		3	0	0	0	0	0	1						
Mike MacDonald, R (1,6)			K		K			F8		3	0	0	0	0	2	0						
80 Justin Singleton, L (1,8) (8,7)			G3-1		K			G1-3		3	0	0	0	0	1	0						
Inning Stats	R: 0 E: 1 K: 1 S: 6	H: 0 LOB: 1 BB: 0 P: 6	R: 0 E: 0 K: 0 S: 3	H: 1 LOB: 0 BB: 0 P: 3	R: 1 E: 0 K: 1 S: 6	H: 1 LOB: 2 BB: 2 P: 14	R: 0 E: 0 K: 0 S: 4	H: 1 LOB: 0 BB: 0 P: 4	R: 0 E: 0 K: 0 S: 2	H: 0 LOB: 1 BB: 2 P: 10	R: 0 E: 0 K: 0 S: 3	H: 0 LOB: 1 BB: 0 P: 3	R: 0 E: 0 K: 0 S: 3	H: 0 LOB: 1 BB: 1 P: 7	R: 0 E: 0 K: 0 S: 3	H: 0 LOB: 0 BB: 0 P: 3		1B: 3 2B: 0 3B: 0 HR: 0	SF: 0 SAC: 0 DP: 2 HBP: 0	WP: 0 PB: 0 SB: 1 CS: 1	PA: 34	
PITCHER	IP WLS BF H R ER SO BB IBB HBP BLK WP HR S P ERA WHIP	IP WLS BF H R ER SO BB IBB HBP BLK WP HR S P ERA WHIP	IP WLS BF H R ER SO BB IBB HBP BLK WP HR S P ERA WHIP	IP WLS BF H R ER SO BB IBB HBP BLK WP HR S P ERA WHIP	IP WLS BF H R ER SO BB IBB HBP BLK WP HR S P ERA WHIP	IP WLS BF H R ER SO BB IBB HBP BLK WP HR S P ERA WHIP	IP WLS BF H R ER SO BB IBB HBP BLK WP HR S P ERA WHIP	IP WLS BF H R ER SO BB IBB HBP BLK WP HR S P ERA WHIP	IP WLS BF H R ER SO BB IBB HBP BLK WP HR S P ERA WHIP	IP WLS BF H R ER SO BB IBB HBP BLK WP HR S P ERA WHIP	IP WLS BF H R ER SO BB IBB HBP BLK WP HR S P ERA WHIP	IP WLS BF H R ER SO BB IBB HBP BLK WP HR S P ERA WHIP	IP WLS BF H R ER SO BB IBB HBP BLK WP HR S P ERA WHIP	IP WLS BF H R ER SO BB IBB HBP BLK WP HR S P ERA WHIP	IP WLS BF H R ER SO BB IBB HBP BLK WP HR S P ERA WHIP	IP WLS BF H R ER SO BB IBB HBP BLK WP HR S P ERA WHIP	IP WLS BF H R ER SO BB IBB HBP BLK WP HR S P ERA WHIP	IP WLS BF H R ER SO BB IBB HBP BLK WP HR S P ERA WHIP	IP WLS BF H R ER SO BB IBB HBP BLK WP HR S P ERA WHIP	IP WLS BF H R ER SO BB IBB HBP BLK WP HR S P ERA WHIP	IP WLS BF H R ER SO BB IBB HBP BLK WP HR S P ERA WHIP	IP WLS BF H R ER SO BB IBB HBP BLK WP HR S P ERA WHIP

AB 28
R 1
H 3
RBI 1
BB 6
SO 4
LOB 11



Batter	1	2	3	4	5	6	7	8	9	AB	R	H	RBI	BB	SO	LOB	BOTTOM					
24 Grady Sizemore, L (1,8) OBP: 0.185, SLG: 0.375 80 Jose Constanza, L (8,8)	F8		K		1-3 2-H 1B			G6-3		4	0	1	1	0	1	1	Toronto Blue Jays @ Cleveland Indians Chain of Lakes Park, Winter Haven, FL Wed Mar 14 2007, 12:35 PM EDT Att: 3,847 - Cloudy - 77 F livebaseballscorecards.com					
Trot Nixon, L (1,9) 65 Ben Francisco, R (4,9) OBP: 0.433, SLG: 0.815	G6-3		P5		P2			BB 41 G3 41 WP 1B		2	0	0	0	0	0	0						
48 Travis Hafner, L (1,10) OBP: 0.276, SLG: 0.269	G6-3		G4-3		P4			F7		4	0	0	0	0	1							
41 Victor Martinez, S (1,3) OBP: 0.480, SLG: 0.957 82 Dave Wallace, R (8,2)			G5-3		G4-3			G3		4	1	1	1	0	0	1						
Casey Blake, R (1,5) OBP: 0.250, SLG: 0.522 95 Wes Hodges, R (8,5) OBP: 0.667, SLG: 0.667	F7		HR		HR			1-3 1B		4	1	2	2	0	0	0						
20 David Dellucci, L (1,7) OBP: 0.500, SLG: 0.864	F9		G4-3		G4-3			F8		4	1	1	1	0	0	1						
10 Kelly Shoppach, R (1,2) OBP: 0.300, SLG: 0.369 64 Asdrubal Cabrera, S (8,6) OBP: 0.250, SLG: 0.182			BB 27 HR 1B		K			F8		3	1	1	0	0	1	0						
27 Hector Luna, R (1,6) OBP: 0.440, SLG: 0.368			BB 15 HR BB		BB 15 S 24 1B BB			K		1	2	0	0	3	1	0						
15 Mike Rouse, L (1,4) OBP: 0.321, SLG: 0.615 11 Luis Rivas, R (6,4) OBP: 0.286, SLG: 0.400			HR		BB 24 1B BB			K		1	1	1	3	1	0	0						
Inning Stats	R: 0 E: 0 K: 0 S: 3	H: 3 LOB: 0 BB: 1 P: 12	R: 0 E: 0 K: 0 S: 3	H: 0 LOB: 0 BB: 0 P: 3	R: 2 E: 0 K: 1 S: 7	H: 2 LOB: 2 BB: 2 P: 15	R: 0 E: 0 K: 0 S: 3	H: 0 LOB: 0 BB: 0 P: 3	R: 1 E: 0 K: 0 S: 4	H: 1 LOB: 1 BB: 1 P: 8	R: 1 E: 0 K: 0 S: 5	H: 2 LOB: 1 BB: 0 P: 6	R: 0 E: 0 K: 2 S: 7	H: 0 LOB: 0 BB: 0 P: 7	R: 0 E: 0 K: 0 S: 3	H: 0 LOB: 0 BB: 0 P: 3		1B: 4 2B: 0 3B: 0 HR: 4	SF: 0 SAC: 0 DP: 0 HBP: 0	WP: 1 PB: 0 SB: 1 CS: 0	PA: 36	
PITCHER	IP WLS BF H R ER SO BB IBB HBP BLK WP HR S P ERA WHIP	IP WLS BF H R ER SO BB IBB HBP BLK WP HR S P ERA WHIP	IP WLS BF H R ER SO BB IBB HBP BLK WP HR S P ERA WHIP	IP WLS BF H R ER SO BB IBB HBP BLK WP HR S P ERA WHIP	IP WLS BF H R ER SO BB IBB HBP BLK WP HR S P ERA WHIP	IP WLS BF H R ER SO BB IBB HBP BLK WP HR S P ERA WHIP	IP WLS BF H R ER SO BB IBB HBP BLK WP HR S P ERA WHIP	IP WLS BF H R ER SO BB IBB HBP BLK WP HR S P ERA WHIP	IP WLS BF H R ER SO BB IBB HBP BLK WP HR S P ERA WHIP	IP WLS BF H R ER SO BB IBB HBP BLK WP HR S P ERA WHIP	IP WLS BF H R ER SO BB IBB HBP BLK WP HR S P ERA WHIP	IP WLS BF H R ER SO BB IBB HBP BLK WP HR S P ERA WHIP	IP WLS BF H R ER SO BB IBB HBP BLK WP HR S P ERA WHIP	IP WLS BF H R ER SO BB IBB HBP BLK WP HR S P ERA WHIP	IP WLS BF H R ER SO BB IBB HBP BLK WP HR S P ERA WHIP	IP WLS BF H R ER SO BB IBB HBP BLK WP HR S P ERA WHIP	IP WLS BF H R ER SO BB IBB HBP BLK WP HR S P ERA WHIP	IP WLS BF H R ER SO BB IBB HBP BLK WP HR S P ERA WHIP	IP WLS BF H R ER SO BB IBB HBP BLK WP HR S P ERA WHIP	IP WLS BF H R ER SO BB IBB HBP BLK WP HR S P ERA WHIP	IP WLS BF H R ER SO BB IBB HBP BLK WP HR S P ERA WHIP	IP WLS BF H R ER SO BB IBB HBP BLK WP HR S P ERA WHIP


AB 32
R 8
H 8
RBI 8
BB 4
SO 4
LOB 7




Batter	1	2	3	4	5	6	7	8	9	AB	R	H	RBI	BB	SO	LOB	TOP															
2 B.J. Upton, R OBP: 0.281, SLG: 0.310	F8		G5-3			K			31 PB, 14 WP, BB	3	0	0	0	1	1	0	Tampa Bay Devil Rays @ Cleveland Indians Chain of Lakes Park, Winter Haven, FL Thu Mar 15 2007, 7:05 PM EDT Att: 4,005 - Partly Cloudy - 83 F livebaseballscorecards.com															
35 Elijah Dukes, R OBP: 0.313, SLG: 0.241	K			G6-3			31 FC5-4, 29 1B		K	4	0	1	0	0	2	1																
29 Joel Guzman, R OBP: 0.160, SLG: 0.375	L8			F9			31 FC5-4		K	4	0	1	0	0	1	1																
14 Greg Norton, S OBP: 0.296, SLG: 0.292		P5			K				F7	3	0	0	0	1	1	2																
31 Jonny Gomes, R OBP: 0.242, SLG: 0.414		23 WP, HBP			K				FC5-4	3	0	0	0	0	2	4																
Delmon Young, R OBP: 0.226, SLG: 0.200					F9					2	0	0	0	0	1	1																
61 Dustan Mohr, R OBP: 0.261, SLG: 0.300					K					1	0	0	0	0	1	2																
23 Carlos Pena, L OBP: 0.200, SLG: 0.118										2	0	0	0	0	0	1																
58 Hee-Seop Choi, L OBP: 0.200, SLG: 0.118					P2					1	0	0	0	0	0	0																
32 Shawn Riggans, R OBP: 0.421, SLG: 0.500					G1-3					2	0	0	0	0	1	0																
62 Yamid Haad, R OBP: 0.400, SLG: 0.400						K			G5-3	1	0	0	0	0	0	0																
18 Ben Zobrist, S OBP: 0.318, SLG: 0.364										3	0	0	0	0	0	0	AB 29 R 0 H 2 RBI 0 BB 2 SO 10 LOB 12															
3 Jorge Velandía, R OBP: 0.600, SLG: 0.571					G6-3				P4	0	0	0	0	0	0	0																
Inning Stats	R: 0 E: 0 K: 1 S: 5	H: 0 LOB: 0 BB: 0 P: 5	R: 0 E: 0 K: 1 S: 6	H: 0 LOB: 1 BB: 0 P: 7	R: 0 E: 0 K: 0 S: 3	H: 0 LOB: 0 BB: 0 P: 3	R: 0 E: 0 K: 1 S: 5	H: 0 LOB: 0 BB: 0 P: 5	R: 0 E: 0 K: 2 S: 7	H: 0 LOB: 0 BB: 0 P: 7	R: 0 E: 0 K: 1 S: 7	H: 2 LOB: 2 BB: 0 P: 7	R: 0 E: 0 K: 0 S: 3	H: 0 LOB: 0 BB: 0 P: 3	R: 0 E: 0 K: 3 S: 9	H: 0 LOB: 2 BB: 2 P: 17	1B: 2 2B: 0 3B: 0 HR: 0	SF: 0 SAC: 0 DP: 0 HBP: 1	WP: 2 PB: 1 CS: 1	PA: 32												
PITCHER	IP WLS BF H R ER SO BB IBB HBP BLK WP HR S P ERA WHIP																															
37 Jake Westbrook, R ERA: 0.83	4.0	13	0	0	0	3	0	0	1	0	1	0	19	20	0.00	0.000																
63 Rafael Betancourt, R ERA: 6.43	2.0	W	6	0	0	3	0	0	0	0	0	0	12	12	0.00	0.000																
40 Tom Mastny, R ERA:	1.0		5	2	0	1	0	0	0	0	0	0	7	7	0.00	2.000																
44 Brian Sikorski, R ERA: 3.38	1.0		3	0	0	0	0	0	0	0	0	0	3	3	0.00	0.000																
59 Matt Miller, R ERA: 2.94	1.0		5	0	0	0	2	0	0	0	1	0	9	17	0.00	2.000																

Batter	1	2	3	4	5	6	7	8	9	AB	R	H	RBI	BB	SO	LOB	BOTTOM																
24 Grady Sizemore, L OBP: 0.194, SLG: 0.357	K			G4-3			L7			4	0	1	1	0	1	0	Tampa Bay Devil Rays @ Cleveland Indians Chain of Lakes Park, Winter Haven, FL Thu Mar 15 2007, 7:05 PM EDT Att: 4,005 - Partly Cloudy - 83 F livebaseballscorecards.com																
62 Trevor Crowe, S OBP: 0.320, SLG: 0.273					G4-3					0	0	0	0	0	0	0																	
Trot Nixon, L OBP: 0.200, SLG: 0.111	P6			F8						4	0	1	0	0	0	1																	
20 David Dellucci, L OBP: 0.433, SLG: 0.731										4	0	0	0	0	0	3																	
65 Ben Francisco, R OBP: 0.433, SLG: 0.815	P6			F8			F9			0	0	0	0	0	0	0																	
25 Ryan Garko, R OBP: 0.270, SLG: 0.405		G5-4-3				30 HR, BB			G6-3	4	1	3	0	0	0	0																	
Jason Michaels, R OBP: 0.367, SLG: 0.429		G5-4-3				30 HR, BB			G6-3	3	1	0	0	1	1	2																	
30 Andy Marte, R OBP: 0.241, SLG: 0.464		F9							G6-3	4	1	1	3	0	1	1																	
15 Mike Rouse, L OBP: 0.333, SLG: 0.593										1	0	0	0	0	0	0																	
27 Hector Luna, R OBP: 0.462, SLG: 0.368			F8							0	1	0	0	1	0	0																	
11 Luis Rivas, R OBP: 0.258, SLG: 0.357				G6-3						3	0	0	0	0	1	3																	
76 Wyatt Toregas, R OBP: 0.091, SLG: 0.182										3	1	1	1	0	0	0																	
74 Armando Camacaro, R ERA: 1.5									F8	0	0	0	0	0	0	0																	
Inning Stats	R: 0 E: 0 K: 1 S: 5	H: 0 LOB: 0 BB: 0 P: 5	R: 0 E: 0 K: 0 S: 3	H: 1 LOB: 0 BB: 0 P: 3	R: 0 E: 0 K: 0 S: 3	H: 0 LOB: 0 BB: 0 P: 3	R: 0 E: 0 K: 0 S: 3	H: 0 LOB: 0 BB: 0 P: 3	R: 5 E: 0 K: 1 S: 9	H: 4 LOB: 2 BB: 1 P: 14	R: 0 E: 0 K: 2 S: 8	H: 1 LOB: 2 BB: 1 P: 12	R: 0 E: 0 K: 0 S: 4	H: 1 LOB: 1 BB: 0 P: 4	R: 0 E: 0 K: 0 S: 3	H: 0 LOB: 0 BB: 0 P: 3	1B: 5 2B: 1 3B: 0 HR: 1	SF: 0 SAC: 0 DP: 1 HBP: 1	WP: 1 PB: 0 CS: 0	PA: 33													
PITCHER	IP WLS BF H R ER SO BB IBB HBP BLK WP HR S P ERA WHIP																																
40 Jae Weong Seo, R ERA: 1.0	4.0		12	1	0	0	1	0	0	0	0	14	14	0.00	0.250																		
37 Seth McClung, R ERA: 15.75	1.0	L	9	4	5	5	1	1	0	1	0	1	9	14	45.00	5.000																	
Brian Stokes, R ERA:	1.0		5	1	0	0	2	1	0	0	0	1	0	8	12	0.00	2.000																
54 Chad Orvella, R ERA:	1.0		4	1	0	0	0	0	0	0	0	0	4	4	0.00	1.000																	
11 Jae Kuk Ryu, R ERA: 1.5	1.0		3	0	0	0	0	0	0	0	0	0	3	3	0.00	0.000																	



Batter	1	2	3	4	5	6	7	8	9	AB R H RBI BB SO LOB	TOP																								
											<p>Washington Nationals @ Cleveland Indians Chain of Lakes Park, Winter Haven, FL Fri Mar 16 2007, 12:35 PM EDT</p> <p>livebaseballscorecards.com</p> <p>AB 0 R 0 H 0 RBI 0 BB 0 SO 0 LOB 0</p> 																								
Inning Stats										1B: 0 SF: 0 WP: 0 PA: 0 2B: 0 SAC: 0 FB: 0 3B: 0 DP: 0 SB: 0 HR: 0 HBP: 0 CS: 0																									
PITCHER	IP	WLS	BF	H	R	ER	SO	BB	IBB	HBP	BLK	WP	HR	S	P	ERA	WHIP	PITCHER	IP	WLS	BF	H	R	ER	SO	BB	IBB	HBP	BLK	WP	HR	S	P	ERA	WHIP

Batter	1	2	3	4	5	6	7	8	9	AB R H RBI BB SO LOB	BOTTOM																								
											<p>Washington Nationals @ Cleveland Indians Chain of Lakes Park, Winter Haven, FL Fri Mar 16 2007, 12:35 PM EDT</p> <p>livebaseballscorecards.com</p> <p>AB 0 R 0 H 0 RBI 0 BB 0 SO 0 LOB 0</p> 																								
Inning Stats										1B: 0 SF: 0 WP: 0 PA: 0 2B: 0 SAC: 0 FB: 0 3B: 0 DP: 0 SB: 0 HR: 0 HBP: 0 CS: 0																									
PITCHER	IP	WLS	BF	H	R	ER	SO	BB	IBB	HBP	BLK	WP	HR	S	P	ERA	WHIP	PITCHER	IP	WLS	BF	H	R	ER	SO	BB	IBB	HBP	BLK	WP	HR	S	P	ERA	WHIP

Batter	1	2	3	4	5	6	7	8	9	AB	R	H	RBI	BB	SO	LOB	TOP					
13 Wilson Valdez, R OBP: 0.395, SLG: 0.667	F9		G6-3														4 0 2 0 0 0 0					
55 Russell Martin, R OBP: 0.303, SLG: 0.355	G4-3																3 0 0 0 0 0 2					
66 Sandy Martinez, L OBP: 0.118, SLG: 0.063								K									1 0 0 0 0 1 1					
7 James Loney, L OBP: 0.489, SLG: 0.487	F9																3 0 0 0 0 0 0					
88 Larry Barnes, L OBP: 0.286, SLG: 0.286				F8				F7									1 0 0 0 0 0 1					
28 Andy LaRoche, R OBP: 0.282, SLG: 0.278		G4-3															3 0 1 0 0 0 0					
86 Marshall McDougall, R OBP: 0.250, SLG: 0.250																	1 0 0 0 0 0 0					
21 Marlon Anderson, L OBP: 0.275, SLG: 0.250																	2 0 0 0 1 0 0					
Carlos Santana, S OBP: 0.241, SLG: 0.231																	1 0 0 0 0 0 0					
27 Matt Kemp, R OBP: 0.275, SLG: 0.250																	3 0 0 0 0 0 3					
13 Choo Freeman, R OBP: 0.241, SLG: 0.231																	1 0 1 0 0 0 0					
16 Andre Ethier, L OBP: 0.382, SLG: 0.394																	3 0 0 0 0 2 1					
84 Mitch Jones, R OBP: 0.400, SLG: 0.556																	1 0 0 0 0 1 1					
57 Larry Bigbie, L OBP: 0.395, SLG: 0.600																	3 0 1 0 0 0 0					
49 Delwyn Young, S OBP: 0.400, SLG: 0.556																	0 0 0 0 0 0 0					
72 Chin-Lung Hu, R OBP: 0.333, SLG: 0.400																	3 0 1 0 0 0 0					
Inning Stats	R: 0 E: 0 K: 0 S: 3	H: 0 LOB: 0 BB: 0 P: 3	R: 0 E: 1 K: 1 S: 6	H: 0 LOB: 1 BB: 0 P: 6	R: 0 E: 0 K: 0 S: 3	H: 0 LOB: 0 BB: 0 P: 3	R: 0 E: 0 K: 0 S: 4	H: 1 LOB: 2 BB: 1 P: 8	R: 0 E: 0 K: 1 S: 8	H: 3 LOB: 2 BB: 0 P: 8	R: 0 E: 0 K: 0 S: 3	H: 0 LOB: 0 BB: 0 P: 3	R: 0 E: 0 K: 0 S: 3	H: 0 LOB: 0 BB: 0 P: 3	R: 0 E: 0 K: 1 S: 6	H: 1 LOB: 1 BB: 0 P: 6	R: 0 E: 0 K: 1 S: 6	H: 1 LOB: 1 BB: 0 P: 6	1B: 4 2B: 2 3B: 0 HR: 0	SF: 0 SAC: 0 DP: 0 HBP: 0	WP: 0 PB: 0 SB: 0 CS: 1	PA: 34
PITCHER	IP WLS BF H R ER SO BB IBB HBP BLK WP HR S P ERA WHIP																					
CC Sabathia, L ERA: 3.21	5.0 W 20 4 0 0 2 1 0 0 0 0 0 0 0 24 28 0.00 1.000																					
Roberto Hernandez, R ERA: 6.0	1.0 3 0 0 0 0 0 0 0 0 0 0 0 0 3 3 0.00 0.000																					
Fernando Cabrera, R ERA: 6.0	1.0 3 0 0 0 0 0 0 0 0 0 0 0 0 3 3 0.00 0.000																					
40 Tom Mastny, R ERA: 6.0	1.0 4 1 0 0 1 0 0 0 0 0 0 0 0 6 6 0.00 1.000																					
58 Juan Lara, L ERA: 6.0	1.0 4 1 0 0 1 0 0 0 0 0 0 0 0 6 6 0.00 1.000																					

Los Angeles Dodgers @ Cleveland Indians
Chain of Lakes Park, Winter Haven, FL
Sun Mar 18 2007, 1:05 PM EDT
Att: 5,455 - Sunny - 65 F

AB	33
R	0
H	6
RBI	0
BB	1
SO	4
LOB	9



Batter	1	2	3	4	5	6	7	8	9	AB	R	H	RBI	BB	SO	LOB	BOTTOM			
62 Trevor Crowe, S OBP: 0.333, SLG: 0.308	G6-3		G6-3														4 1 2 2 0 0 2			
Jason Michaels, R OBP: 0.405, SLG: 0.529	G6-3																3 1 1 0 0 1 3			
17 Shin-Soo Choo, L OBP: 0.321, SLG: 0.208																	1 0 0 0 0 1 1			
48 Travis Hafner, L OBP: 0.297, SLG: 0.250	F7																4 0 0 0 0 2 4			
25 Ryan Garko, R OBP: 0.293, SLG: 0.415																	4 0 2 2 0 1 1			
20 David Dellucci, L OBP: 0.455, SLG: 0.714																	2 0 1 0 1 0 0			
65 Ben Francisco, R OBP: 0.406, SLG: 0.759																	1 0 0 0 0 0 0			
30 Andy Marte, R OBP: 0.222, SLG: 0.394																	2 0 0 1 0 0 3			
16 Keith Ginter, R OBP: 0.583, SLG: 0.571																	1 0 1 0 0 0 0			
10 Kelly Shoppach, R OBP: 0.292, SLG: 0.364																	4 1 1 0 0 0 3			
27 Hector Luna, R OBP: 0.419, SLG: 0.333																	4 1 0 0 0 1 2			
15 Mike Rouse, L OBP: 0.382, SLG: 0.586																	2 1 1 0 2 0 0			
Inning Stats	R: 1 E: 0 K: 0 S: 4	H: 2 LOB: 1 BB: 0 P: 4	R: 0 E: 0 K: 0 S: 3	H: 0 LOB: 0 BB: 0 P: 3	R: 0 E: 0 K: 0 S: 3	H: 0 LOB: 0 BB: 0 P: 3	R: 1 E: 1 K: 0 S: 5	H: 1 LOB: 2 BB: 1 P: 9	R: 2 E: 1 K: 2 S: 12	H: 4 LOB: 3 BB: 0 P: 12	R: 1 E: 0 K: 1 S: 6	H: 1 LOB: 1 BB: 1 P: 11	R: 0 E: 0 K: 2 S: 7	H: 0 LOB: 0 BB: 0 P: 7	R: 0 E: 0 K: 1 S: 6	H: 1 LOB: 2 BB: 1 P: 10	1B: 9 2B: 0 3B: 0 HR: 0	SF: 2 SAC: 0 DP: 0 HBP: 0	WP: 1 PB: 0 SB: 1 CS: 0	PA: 37
PITCHER	IP WLS BF H R ER SO BB IBB HBP BLK WP HR S P ERA WHIP																			
Derek Lowe, R ERA: 2.51	4.1 L 20 5 4 1 1 1 0 0 0 0 0 0 0 6 6 0.00 3.000																			
47 Tim Lincecum, L ERA: 0.96	0.2 4 2 0 0 1 0 0 0 0 0 0 0 0 6 6 0.00 3.000																			
58 Chad Billingsley, R ERA: 0.96	1.0 5 1 1 1 1 1 0 0 0 0 1 0 0 6 11 9.00 2.000																			
41 Chin-hui Tsao, R ERA: 1.5	1.0 3 0 0 0 2 0 0 0 0 0 0 0 0 7 7 0.00 0.000																			
60 Jon Nelson, R ERA: 3.0	1.0 5 1 0 0 1 1 0 0 0 0 0 0 0 6 10 0.00 2.000																			

Los Angeles Dodgers @ Cleveland Indians
Chain of Lakes Park, Winter Haven, FL
Sun Mar 18 2007, 1:05 PM EDT
Att: 5,455 - Sunny - 65 F

AB	32
R	5
H	9
RBI	5
BB	3
SO	6
LOB	19



Batter	1	2	3	4	5	6	7	8	9	AB	R	H	RBI	BB	SO	LOB					
24 Grady Sizemore, L OBP: 0.167, SLG: 0.282 Jason Cooper, L (7, 9)	G5-3			K		L3			FC6 BB	3	0	0	0	0	1	1					
Trot Nixon, L OBP: 0.333, SLG: 0.278 (1, 10)	F9			P6					F7	3	0	0	0	1	0	1					
41 Victor Martinez, S OBP: 0.333, SLG: 0.688 74 Armando Camacaro, R (8, 2)	G4-3			F9					F8	3	0	0	0	0	0	1					
25 Ryan Garko, R OBP: 0.261, SLG: 0.370 (1, 3)		G4-3			F8				F8	4	0	0	0	0	0	2					
17 Shin-Soo Choo, L OBP: 0.290, SLG: 0.185 65 Ben Francisco, R OBP: 0.382, SLG: 0.710 (5, 9) (7, 8)		G3-1			G4-3				G5-3	2	0	0	0	0	0	0					
Jason Michaels, R OBP: 0.400, SLG: 0.500 (1, 7)									F9	2	0	0	0	1	1	0					
30 Andy Marte, R OBP: 0.231, SLG: 0.389 (1, 5)									F8	3	0	1	0	0	0	0					
27 Hector Luna, R OBP: 0.412, SLG: 0.308 (1, 6)									F8	2	0	0	0	1	1	1					
11 Luis Rivas, R OBP: 0.229, SLG: 0.313 (1, 4)									P3	3	0	0	0	0	0	2					
Inning Stats	R: 0 E: 0 K: 0 S: 3	H: 0 LOB: 0 BB: 0 P: 3	R: 0 E: 0 K: 0 S: 2	H: 0 LOB: 0 BB: 1 P: 7	R: 0 E: 0 K: 0 S: 3	H: 0 LOB: 0 BB: 0 P: 3	R: 0 E: 0 K: 1 S: 5	H: 0 LOB: 0 BB: 0 P: 5	R: 0 E: 0 K: 1 S: 6	H: 1 LOB: 1 BB: 0 P: 6	R: 0 E: 0 K: 0 S: 3	H: 0 LOB: 1 BB: 1 P: 7	R: 0 E: 0 K: 0 S: 3	H: 0 LOB: 1 BB: 1 P: 7	R: 0 E: 0 K: 0 S: 3	H: 0 LOB: 1 BB: 1 P: 7	1B: 1 2B: 0 3B: 0 HR: 0	SF: 0 SAC: 0 DP: 0 HBP: 0	WP: 0 PB: 0 SB: 0 CS: 1	PA: 32	
PITCHER	IP	WLS	BF	H	R	ER	SO	BB	IBB	HBP	BLK	WP	HR	S	P	ERA	WHIP				
47 Gary Glover, R ERA: 4.35 Dan Miceli, R ERA: 9.53 27 Scott Dohmann, R ERA: 11.57 22 Shawn Camp, R ERA: 1.23 45 Ruddy Lugo, R ERA: 5.14	3.0	W	9	0	0	0	0	1	0	0	0	0	0	8	13	0.00	0.333				
53 Juan Salas, R ERA: 3.0	1.0		4	0	0	0	0	1	0	0	0	0	0	3	7	0.00	1.000				

Cleveland Indians @ Tampa Bay Devil Rays
 Progress Energy Park, Home of Al Lang Field, St. Petersburg, FL
 Tue Mar 20 2007, 1:05 PM EDT
 Att: 4,595 - Cloudy - 69 F

AB 27
 R 0
 H 1
 RBI 0
 BB 4
 SO 3
 LOB 10



Batter	1	2	3	4	5	6	7	8	9	AB	R	H	RBI	BB	SO	LOB					
13 Carl Crawford, L OBP: 0.286, SLG: 0.333 31 Jonny Gomes, R OBP: 0.256, SLG: 0.412 (1, 7) (7, 7)	F8			K		G4-3			P4	4	1	1	2	0	1	1					
18 Ben Zobrist, S OBP: 0.382, SLG: 0.455 Brendan Harris, R OBP: 0.250, SLG: 0.263 (1, 6) (8, 6)	G3			B5-3					F7	4	1	2	1	0	0	0					
5 Rocco Baldelli, R OBP: 0.317, SLG: 0.462 2 B.J. Upton, R OBP: 0.326, SLG: 0.368 (1, 8) (5, 8) (8, 4)										3	1	3	1	0	0	0					
Ty Wigginton, R OBP: 0.409, SLG: 0.579 23 Carlos Pena, L OBP: 0.214, SLG: 0.269 (1, 3) (7, 3)										1	0	1	0	1	0	0					
14 Greg Norton, S OBP: 0.293, SLG: 0.289 (1, 10)	G3									2	1	1	1	2	0	1					
3 Jorge Cantu, R OBP: 0.270, SLG: 0.333 64 Raul Casanova, S (8, 2)										1	0	0	0	0	1	1					
Delmon Young, R OBP: 0.293, SLG: 0.300 61 Dustan Mohr, R OBP: 0.207, SLG: 0.231 (1, 9) (8, 9)										4	2	2	0	0	2	1					
1 Akinori Iwamura, L OBP: 0.222, SLG: 0.265 3 Jorge Velazquez, R OBP: 0.467, SLG: 0.545 (1, 5) (8, 5)										4	1	2	0	0	0	1					
8 Josh Paul, R OBP: 0.308, SLG: 0.227 35 Elijah Dukes, R OBP: 0.314, SLG: 0.250 (7, PH) (8, 8)										2	0	0	1	0	2	2					
Inning Stats	R: 0 E: 0 K: 0 S: 4	H: 1 LOB: 2 BB: 1 P: 8	R: 1 E: 0 K: 1 S: 7	H: 2 LOB: 1 BB: 0 P: 7	R: 0 E: 0 K: 0 S: 4	H: 1 LOB: 1 BB: 0 P: 5	R: 6 E: 0 K: 2 S: 14	H: 7 LOB: 1 BB: 0 P: 16	R: 0 E: 0 K: 2 S: 7	H: 0 LOB: 0 BB: 0 P: 7	R: 0 E: 0 K: 0 S: 3	H: 1 LOB: 2 BB: 2 P: 11	R: 0 E: 0 K: 2 S: 8	H: 1 LOB: 1 BB: 0 P: 8	R: 0 E: 0 K: 1 S: 6	H: 1 LOB: 1 BB: 0 P: 6	1B: 9 2B: 3 3B: 2 HR: 0	SF: 0 SAC: 1 DP: 1 HBP: 0	WP: 1 PB: 0 SB: 3 CS: 0	PA: 40	
PITCHER	IP	WLS	BF	H	R	ER	SO	BB	IBB	HBP	BLK	WP	HR	S	P	ERA	WHIP				
37 Jake Westbrook, R ERA: 4.8 44 Brian Sikorski, R ERA: 3.0 Jason Davis, R ERA: 9.6 Fernando Cabrera, R ERA: 5.14 40 Tom Mastny, R ERA: 5.14	4.0	L	24	11	7	7	3	1	0	0	0	0	0	29	36	15.75	3.000				
	1.0		3	0	0	0	2	0	0	0	0	0	0	7	7	0.00	0.000				
	1.0		5	1	0	0	0	2	0	0	0	0	0	3	11	0.00	3.000				
	1.0		4	1	0	0	2	0	0	0	0	0	0	8	8	0.00	1.000				
	1.0		4	1	0	0	1	0	0	0	0	0	0	6	6	0.00	1.000				

Cleveland Indians @ Tampa Bay Devil Rays
 Progress Energy Park, Home of Al Lang Field, St. Petersburg, FL
 Tue Mar 20 2007, 1:05 PM EDT
 Att: 4,595 - Cloudy - 69 F

AB 36
 R 7
 H 14
 RBI 7
 BB 3
 SO 8
 LOB 15



Batter	1	2	3	4	5	6	7	8	9	AB	R	H	RBI	BB	SO	LOB	TOP																				
29 Josh Barfield, R OBP: 0.375, SLG: 0.351										5	0	0	0	0	3	0	Cleveland Indians @ Detroit Tigers Joker Marchant Stadium, Lakeland, FL Thu Mar 22 2007, 6:05 PM EDT Att: 8,013 - Partly Cloudy - 75 F																				
Trot Nixon, L OBP: 0.350, SLG: 0.250										2	1	0	0	2	1	1																					
38 Franklin Gutierrez, R OBP: 0.357, SLG: 0.538										1	1	1	0	0	0	0																					
25 Ryan Garko, R OBP: 0.261, SLG: 0.370										0	0	0	0	0	0	0																					
48 Travis Hafner, L OBP: 0.266, SLG: 0.316										3	0	2	2	2	0	0																					
11 Luis Rivas, R OBP: 0.228, SLG: 0.313										0	1	0	0	0	0	0																					
Casey Blake, R OBP: 0.257, SLG: 0.500										4	0	0	0	0	1	4																					
27 Hector Luna, R OBP: 0.429, SLG: 0.333										1	0	1	0	0	0	0																					
20 David Dellucci, L OBP: 0.436, SLG: 0.727										3	1	1	1	0	0	0																					
17 Shin-Soo Choo, L OBP: 0.303, SLG: 0.207										2	0	1	1	0	1	2																					
2 Jhonny Peralta, R OBP: 0.333, SLG: 0.351										5	0	2	0	0	0	2																					
30 Andy Marte, R OBP: 0.286, SLG: 0.421										2	0	2	0	1	0	0																					
16 Keith Ginter, R OBP: 0.500, SLG: 0.444										1	0	0	0	0	0	1																					
65 Ben Francisco, R OBP: 0.368, SLG: 0.657										4	0	1	0	0	1	4																					
10 Kelly Shoppach, R OBP: 0.259, SLG: 0.320										3	0	0	0	0	2	4																					
23 Mike Rose, S OBP: 0.304, SLG: 0.478										1	0	0	0	0	0	1																					
Inning Stats	R: 0 E: 0 K: 1 S: 5	H: 0 LOB: 0 BB: 0 P: 5	R: 1 E: 0 K: 2 S: 9	H: 2 LOB: 2 BB: 1 P: 13	R: 0 E: 1 K: 1 S: 5	H: 0 LOB: 1 BB: 1 P: 9	R: 0 E: 0 K: 0 S: 4	H: 1 LOB: 1 BB: 0 P: 4	R: 1 E: 0 K: 0 S: 4	H: 1 LOB: 1 BB: 1 P: 8	R: 0 E: 0 K: 1 S: 7	H: 2 LOB: 2 BB: 0 P: 7	R: 0 E: 0 K: 3 S: 9	H: 0 LOB: 1 BB: 2 P: 17	R: 0 E: 0 K: 0 S: 4	H: 1 LOB: 1 BB: 0 P: 4	R: 2 E: 0 K: 1 S: 8	H: 4 LOB: 2 BB: 0 P: 9	1B: 9 2B: 1 3B: 0 HR: 1	SF: 0 SAC: 0 DP: 1 HBP: 0	WP: 1 PB: 0 SB: 0 CS: 1	PA: 42															
PITCHER	IP	WLS	BF	H	R	ER	SO	BB	IBB	HBP	BLK	WP	HR	S	P	ERA	WHIP	PITCHER		IP	WLS	BF	H	R	ER	SO	BB	IBB	HBP	BLK	WP	HR	S	P	ERA	WHIP	
38 Jeremy Bonderman, R ERA: 4.0	5.0		22	4	2	2	4	3	0	0	0	0	1	27	39	3.60	1.400	59 Todd Jones, R ERA: 2.45		1.0		6	4	2	2	1	0	0	0	0	1	0	8	9	18.00	4.000	
Felix Hernandez, L ERA: 2.25	0.1	H	1	0	0	0	0	0	0	0	0	0	0	1	1	0.00	0.000																				
Jason Grilli, R ERA: 8.0	0.2	H	4	2	0	0	1	0	0	0	0	0	0	6	6	0.00	3.000																				
Wilfredo Ledezma, L ERA: 5.14	1.0	H	5	0	0	0	3	2	0	0	0	0	0	9	17	0.00	2.000																				
54 Joel Zumaya, R ERA:	1.0	H	4	1	0	0	0	0	0	0	0	0	0	4	4	0.00	1.000																				

AB	37
R	4
H	11
RBI	4
BB	5
SO	9
LOB	19



Batter	1	2	3	4	5	6	7	8	9	AB	R	H	RBI	BB	SO	LOB	BOTTOM																			
28 Curtis Granderson, L OBP: 0.309, SLG: 0.449										3	0	2	2	0	1	0	Cleveland Indians @ Detroit Tigers Joker Marchant Stadium, Lakeland, FL Thu Mar 22 2007, 6:05 PM EDT Att: 8,013 - Partly Cloudy - 75 F																			
14 Placido Polanco, R OBP: 0.574, SLG: 0.667										3	0	1	0	1	0	4																				
8 Neftali Perez, S OBP: 0.513, SLG: 0.483										0	0	0	0	0	0	0																				
3 Gary Sheffield, R OBP: 0.451, SLG: 0.457										2	1	1	0	1	0	2																				
74 Timo Perez, L OBP: 0.400, SLG: 0.581										1	0	0	0	0	0	1																				
9 Carlos Guillen, S OBP: 0.306, SLG: 0.357										3	1	1	1	1	0	1																				
39 Ramon Santiago, S OBP: 0.375, SLG: 0.590										0	0	0	0	0	0	0																				
30 Magglio Ordonez, R OBP: 0.362, SLG: 0.425										4	0	1	1	0	1	1																				
68 Ryan Raburn, R OBP: 0.458, SLG: 0.600										0	0	0	0	0	0	0																				
Ivan Rodriguez, R OBP: 0.400, SLG: 0.609										3	0	0	0	0	0	1																				
70 Dane Sardinha, R OBP: 0.167, SLG: 0.100										1	0	0	0	0	0	1																				
Sean Casey, L OBP: 0.325, SLG: 0.447										2	1	2	0	0	0	0																				
31 Chris Shelton, R OBP: 0.419, SLG: 0.538										2	0	2	0	0	0	0																				
20 Omar Infante, R OBP: 0.209, SLG: 0.300										0	1	0	0	0	0	0																				
Craig Monroe, R OBP: 0.342, SLG: 0.457										3	1	1	1	0	0	2																				
33 Marcus Thames, R OBP: 0.343, SLG: 0.588										1	0	0	0	0	0	1																				
15 Brandon Inge, R OBP: 0.345, SLG: 0.348										4	0	3	0	0	0	0																				
Inning Stats	R: 2 E: 0 K: 0 S: 6	H: 4 LOB: 1 BB: 0 P: 6	R: 2 E: 0 K: 0 S: 5	H: 3 LOB: 1 BB: 1 P: 9	R: 0 E: 0 K: 0 S: 3	H: 0 LOB: 0 BB: 0 P: 3	R: 0 E: 0 K: 0 S: 5	H: 3 LOB: 2 BB: 0 P: 5	R: 0 E: 0 K: 1 S: 4	H: 0 LOB: 0 BB: 1 P: 8	R: 0 E: 0 K: 0 S: 3	H: 1 LOB: 1 BB: 0 P: 3	R: 0 E: 0 K: 1 S: 7	H: 1 LOB: 1 BB: 0 P: 8	R: 0 E: 0 K: 0 S: 2	H: 0 LOB: 1 BB: 1 P: 6	R: 1 E: 0 K: 0 S: 4	H: 2 LOB: 1 BB: 0 P: 4	1B: 9 2B: 5 3B: 0 HR: 0	SF: 2 SAC: 0 DP: 6 HBP: 0	WP: 0 PB: 0 SB: 0 CS: 0	PA: 37														
PITCHER	IP	WLS	BF	H	R	ER	SO	BB	IBB	HBP	BLK	WP	HR	S	P	ERA	WHIP	PITCHER		IP	WLS	BF	H	R	ER	SO	BB	IBB	HBP	BLK	WP	HR	S	P	ERA	WHIP
55 Roberto Hernandez, R ERA: 4.8	5.0		23	10	4	4	1	2	0	0	0	0	0	23	31	7.20	2.400	59 Todd Jones, R ERA: 2.45		1.0		6	4	2	2	1	0	0	0	1	0	8	9	18.00	4.000	
47 Joe Borowski, R ERA:	1.0		3	1	0	0	0	0	0	0	0	0	0	3	3	0.00	1.000																			
Jason Davis, R ERA: 2.5	2.0		7	1	0	0	1	1	0	0	0	0	0	9	14	0.00	1.000																			
58 Juan Lara, L ERA: 1.08	0.2	L	4	2	1	1	0	0	0	0	0	0	0	4	4	13.50	3.000																			

AB	32
R	5
H	14
RBI	5
BB	3
SO	2
LOB	14



Batter	1	2	3	4	5	6	7	8	9	AB	R	H	RBI	BB	SO	LOB	TOP																
22 Willie Harris, L OBP: 0.341, SLG: 0.351										4	1	2	0	0	0	0	Atlanta Braves @ Cleveland Indians Chain of Lakes Park, Winter Haven, FL Sat Mar 24 2007, 1:05 PM EDT Att: 5,966 - Partly Cloudy - 81 F																
23 Matt Diaz, R OBP: 0.250, SLG: 0.277										4	1	2	0	0	0	1																	
10 Chipper Jones, S OBP: 0.395, SLG: 0.588										3	1	2	2	0	0	1																	
24 Martin Prado, R OBP: 0.428, SLG: 0.500										1	0	0	0	0	0	0																	
Andruw Jones, R OBP: 0.408, SLG: 0.421										2	0	0	0	1	1	1																	
90 Brandon Jones, L OBP: 0.429, SLG: 0.750										1	0	0	0	0	0	0																	
8 Brayan Peña, S OBP: 0.323, SLG: 0.433										3	0	1	0	0	0	2																	
67 Iker Franco, R OBP: 0.286, SLG: 0.429										1	0	0	0	0	0	0																	
Craig Wilson, R OBP: 0.240, SLG: 0.408										3	0	0	0	0	2	2																	
71 Carlos Mendez, R OBP: 0.364, SLG: 0.545										0	0	0	0	0	0	0																	
Chris Woodward, R OBP: 0.176, SLG: 0.235										3	0	0	0	0	0	0																	
Jonathan Schuerholz, R										0	0	0	0	0	0	0																	
Ryan Langerhans, L OBP: 0.404, SLG: 0.535										3	0	0	0	0	2	0																	
Jordan Schafer, L OBP: 0.500, SLG: 0.500										0	0	0	0	0	0	0																	
4 Pete Orr, L OBP: 0.432, SLG: 0.441										3	0	1	0	0	1	0																	
Inning Stats	R: 2 E: 0 K: 0 S: 5	H: 3 LOB: 1 BB: 1 P: 9	R: 0 E: 0 K: 0 S: 7	H: 0 LOB: 0 BB: 0 P: 7	R: 1 E: 0 K: 0 S: 4	H: 1 LOB: 0 BB: 0 P: 4	R: 0 E: 0 K: 1 S: 5	H: 0 LOB: 0 BB: 0 P: 5	R: 0 E: 0 K: 1 S: 5	H: 1 LOB: 1 BB: 0 P: 5	R: 0 E: 0 K: 1 S: 5	H: 1 LOB: 0 BB: 0 P: 5	R: 0 E: 0 K: 0 S: 5	H: 2 LOB: 1 BB: 0 P: 5	R: 0 E: 0 K: 0 S: 3	H: 0 LOB: 0 BB: 0 P: 3	1B: 7 2B: 1 3B: 0 HR: 1	SF: 0 SAC: 0 DP: 2 HBP: 0	WP: 0 PB: 0 SB: 0 CS: 3	PA: 32													
PITCHER	IP WLS BF H R ER SO BB IBB HBP BLK WP HR S P ERA WHIP																																
40 Tom Mastny, R ERA: 1.5	2.0	9	3	2	2	2	1	0	0	0	0	0	0	12	16	9.00	2.000																
Fernando Cabrera, R ERA: 4.5	3.0	10	1	1	1	2	0	0	0	0	0	1	14	14	3.00	0.333																	
58 Juan Lara, L ERA: 0.79	3.0	10	4	0	0	2	0	0	0	0	0	0	15	15	0.00	1.333																	
90 Sean Smith, R ERA:	1.0	3	0	0	0	0	0	0	0	0	0	0	3	3	0.00	0.000																	

Batter	1	2	3	4	5	6	7	8	9	AB	R	H	RBI	BB	SO	LOB	BOTTOM																
29 Josh Barfield, R OBP: 0.386, SLG: 0.350										3	2	1	0	1	0	0	Atlanta Braves @ Cleveland Indians Chain of Lakes Park, Winter Haven, FL Sat Mar 24 2007, 1:05 PM EDT Att: 5,966 - Partly Cloudy - 81 F																
11 Luis Rivas, R OBP: 0.216, SLG: 0.294										0	0	0	0	0	0	0																	
Trot Nixon, L OBP: 0.345, SLG: 0.217										3	1	0	0	1	0	1																	
48 Travis Hafner, L OBP: 0.354, SLG: 0.317										3	0	1	0	0	0	3																	
23 Mike Rose, S OBP: 0.292, SLG: 0.458										1	0	0	0	0	0	0																	
25 Ryan Garko, R OBP: 0.296, SLG: 0.444										4	1	2	3	0	0	1																	
20 David Dellucci, L OBP: 0.419, SLG: 0.667										3	0	0	0	1	1	1																	
2 Johnny Peralta, R OBP: 0.302, SLG: 0.325										3	0	0	1	0	0	0																	
30 Andy Marte, R OBP: 0.327, SLG: 0.455										3	0	2	0	0	1	2																	
65 Ben Francisco, R OBP: 0.341, SLG: 0.605										3	0	0	0	0	1	2																	
10 Kelly Shoppach, R OBP: 0.233, SLG: 0.286										3	0	0	0	0	0	2																	
Inning Stats	R: 2 E: 0 K: 1 S: 7	H: 2 LOB: 2 BB: 2 P: 15	R: 0 E: 0 K: 0 S: 3	H: 0 LOB: 0 BB: 0 P: 3	R: 0 E: 0 K: 0 S: 4	H: 1 LOB: 1 BB: 0 P: 5	R: 0 E: 0 K: 0 S: 4	H: 1 LOB: 1 BB: 0 P: 4	R: 2 E: 0 K: 0 S: 4	H: 1 LOB: 1 BB: 1 P: 8	R: 0 E: 0 K: 1 S: 6	H: 1 LOB: 0 BB: 0 P: 6	R: 0 E: 0 K: 0 S: 3	H: 0 LOB: 0 BB: 0 P: 3	R: 0 E: 0 K: 1 S: 5	H: 0 LOB: 0 BB: 0 P: 5	1B: 4 2B: 1 3B: 0 HR: 1	SF: 1 SAC: 0 DP: 0 HBP: 0	WP: 3 PB: 0 SB: 0 CS: 0	PA: 33													
PITCHER	IP WLS BF H R ER SO BB IBB HBP BLK WP HR S P ERA WHIP																																
65 Buddy Carlyle, R ERA: 1.29	4.0	18	4	2	2	1	2	0	0	0	0	0	1	4	8	18.00	2.000																
Tyler Yates, R ERA: 5.63	1.0	5	1	2	2	0	1	0	0	0	0	0	6	6	0.00	1.000																	
54 Chad Paronto, R ERA: 2.79	1.0	4	1	0	0	1	0	0	0	0	0	0	3	3	0.00	0.000																	
Blaine Boyer, R ERA: 1.29	1.0	3	0	0	0	0	0	0	0	0	0	0	5	5	0.00	0.000																	
58 Peter Moylan, R ERA: 3.38	1.0	3	0	0	0	1	0	0	0	0	0	0	5	5	0.00	0.000																	



Batter	1	2	3	4	5	6	7	8	9	AB	R	H	RBI	BB	SO	LOB	TOP										
24 Grady Sizemore, L Jason Davis, R Brandon Pinckney, R	L8	F8		K			FC5-2 3B		G6-3	4	0	1	0	0	1	2	Cleveland Indians @ Los Angeles Dodgers Holman Stadium, Vero Beach, FL Sun Mar 25 2007, 1:05 PM EDT Att: 6,985 - Sunny - 83 F										
15 Mike Rouse, L	K		17 BB 2B		FC6-5 2B		FC5-2		2B	5	0	3	0	0	1	1											
Casey Blake, R	41 1B 2B		41 1B BB		FC6-5 41 G3 2-3		F8		K	4	1	1	0	1	1	2											
41 Victor Martinez, S 23 Mike Rose, S	25 FC6-4 1B		L3		G3				17 HR 2B	4	0	2	1	0	0	3											
25 Ryan Garko, R	FC6-4		17 BB BB		K				K	3	0	0	0	1	2	3											
17 Shin-Soo Choo, L		F8					11 G6-4-3 1B		HR	3	1	2	2	1	0	0											
29 Josh Barfield, R		11 2B 1B	F8		F8				E6 11 S	4	0	1	0	0	0	5											
11 Luis Rivas, R 63 Rafael Betancourt, R				P3		G6-4-3			K	4	0	1	0	0	1	2											
37 Jake Westbrook, R									G6-3	2	0	0	0	0	2	2											
65 Ben Francisco, R										2	0	0	0	0	1	2											
Inning Stats	R: 1 E: 0 K: 1 S: 7	H: 2 LOB: 1 BB: 0 P: 7	R: 0 E: 0 K: 1 S: 7	H: 2 LOB: 2 BB: 0 P: 7	R: 0 E: 0 K: 0 S: 3	H: 1 LOB: 3 BB: 3 P: 15	R: 0 E: 0 K: 2 S: 7	H: 0 LOB: 0 BB: 0 P: 7	R: 0 E: 0 K: 1 S: 6	H: 1 LOB: 0 BB: 0 P: 6	R: 0 E: 0 K: 0 S: 3	H: 1 LOB: 0 BB: 0 P: 3	R: 0 E: 0 K: 1 S: 6	H: 1 LOB: 1 BB: 0 P: 6	R: 2 E: 1 K: 2 S: 10	H: 2 LOB: 2 BB: 0 P: 10	R: 0 E: 0 K: 1 S: 5	H: 1 LOB: 0 BB: 0 P: 5	1B: 3 2B: 7 3B: 1 HR: 1	SF: 0 SAC: 0 DP: 2 HBP: 0	WP: 0 PB: 0 SB: 1 CS: 1	PA: 39					
PITCHER	IP	WLS	BF	H	R	ER	SO	BB	IBB	HBP	BLK	WP	HR	S	P	ERA	WHIP										
29 Jason Schmidt, R	5.0		23	6	1	1	5	3	0	0	0	0	0	30	42	1.80	1.800										
51 Jonathan Broxton, R	1.0	H	3	1	0	0	0	0	0	0	0	0	0	3	3	0.00	1.000										
Joe Beimel, L	1.0	H	4	1	0	0	1	0	0	0	0	0	0	6	6	0.00	1.000										
38 Rudy Seanez, R	1.0	B	6	2	2	2	2	0	0	0	0	0	1	10	10	18.00	2.000										
Elmer Dessens, R	1.0	W	3	1	0	0	1	0	0	0	0	0	0	5	5	0.00	1.000										

Batter	1	2	3	4	5	6	7	8	9	AB	R	H	RBI	BB	SO	LOB	BOTTOM										
9 Juan Pierre, L 57 Larry Bigbie, L	F8		18 S BB		18 G4-3 5 2B 1B		K		K	3	1	1	0	1	0	1	Cleveland Indians @ Los Angeles Dodgers Holman Stadium, Vero Beach, FL Sun Mar 25 2007, 1:05 PM EDT Att: 6,985 - Sunny - 83 F										
18 Ramon Martinez, R 38 Rudy Seanez, R Elmer Dessens, R	L1		F8		G4-3		G6-3		E9	4	0	0	0	0	0	4											
5 Nomar Garciaparra, R 51 Jonathan Broxton, R	G6-3				1B		F8		1B	3	0	2	2	0	0	0											
12 Jeff Kent, R 13 Wilson Valdez, R		G4-3		F8	L4				K	4	0	0	0	0	0	2											
Luis Gonzalez, L Joe Beimel, L		F9		L8			P6		F9	3	0	0	0	0	0	1											
65 Tony Abreu, S										1	0	0	0	0	0	0											
Wilson Betemit, S 66 Sandy Martinez, L 55 Russell Martin, R							G3		G4-3	2	0	1	0	1	0	0											
Mike Lieberthal, R 27 Matt Kemp, R										2	0	0	0	1	0	3											
7 James Loney, L										1	0	0	0	0	0	1											
29 Jason Schmidt, R 21 Marion Anderson, L Olmedo Saenz, R										1	0	0	0	0	1	0											
Inning Stats	R: 0 E: 0 K: 0 S: 3	H: 0 LOB: 0 BB: 0 P: 3	R: 0 E: 0 K: 0 S: 3	H: 0 LOB: 1 BB: 1 P: 8	R: 0 E: 0 K: 1 S: 6	H: 0 LOB: 1 BB: 1 P: 10	R: 0 E: 0 K: 0 S: 5	H: 2 LOB: 2 BB: 0 P: 5	R: 2 E: 0 K: 0 S: 6	H: 3 LOB: 1 BB: 0 P: 6	R: 0 E: 0 K: 0 S: 3	H: 0 LOB: 1 BB: 1 P: 7	R: 0 E: 0 K: 1 S: 6	H: 1 LOB: 0 BB: 0 P: 6	R: 0 E: 0 K: 1 S: 5	H: 0 LOB: 0 BB: 0 P: 5	R: 2 E: 1 K: 1 S: 7	H: 3 LOB: 1 BB: 0 P: 7	1B: 7 2B: 2 3B: 0 HR: 0	SF: 0 SAC: 0 DP: 0 HBP: 0	WP: 1 PB: 0 SB: 1 CS: 0	PA: 38					
PITCHER	IP	WLS	BF	H	R	ER	SO	BB	IBB	HBP	BLK	WP	HR	S	P	ERA	WHIP										
37 Jake Westbrook, R	6.0		26	5	2	2	1	3	0	0	0	0	0	6	6	0.00	1.000										
Jason Davis, R	1.0		4	1	0	0	1	0	0	0	0	0	0	6	6	0.00	1.000										
63 Rafael Betancourt, R	1.2	L	8	3	2	1	2	0	0	0	0	0	0	12	12	5.40	1.800										



Batter	1	2	3	4	5	6	7	8	9	10	AB	R	H	RBI	BB	SO	LOB	TOP								
Jason Michaels, R OBP: 0.388, SLG: 0.465	4-0 29 WP 1B BB		0-0 F8			0-0 G5-3		0-0 G5-4-3	0-3 K		4	1	0	0	1	1	5									
29 Josh Barfield, R OBP: 0.358, SLG: 0.327	1-0 41 G4-6-3 1B			0-0 G6-3		0-0 G6-3				0-0 G6-3	5	0	1	1	0	1	1									
20 David Dellucci, L OBP: 0.360, SLG: 0.558	0-3 K			0-0 L8					0-3 K		3	0	0	0	0	2	1									
17 Shin-Soo Choo, L OBP: 0.359, SLG: 0.333									4-0 FC1-5 23 1B BB	0-0 E3 23 BB	1	0	0	0	1	0	0									
41 Victor Martinez, S OBP: 0.367, SLG: 0.638	0-0 G4-6-3			0-0 1B					0-0 SAFE 4-0	4-0 11 HR BB	3	0	1	0	0	1	1									
23 Mike Rose, S OBP: 0.346, SLG: 0.480									0-0 25 BB 11 FC1-5 1B	1-2 11 HR BB	1	2	1	0	1	0	0									
Casey Blake, R OBP: 0.277, SLG: 0.533		0-0 F7			0-0 25 S 1B				0-0 FC1-5 25 BB 84 2B	0-0 HR	3	1	2	1	0	0	0									
11 Luis Rivas, R OBP: 0.233, SLG: 0.400									1-2 2-3 HR	1-H HR	0	0	0	0	0	0	0									
25 Ryan Carko, R OBP: 0.302, SLG: 0.410		0-0 G6-3			0-3 K				4-0 84 2B BB	0-0 93 1B 1B	4	0	1	0	1	2	1									
2 Jhonny Peralta, R OBP: 0.106, SLG: 0.138									0-0 84 2B BB		3	1	1	0	0	0	1									
84 Pal Osborn, R OBP: 1.000, SLG: 2.000		0-0 G3-1							1-3 2-4 3-H	1-2 1B	0	0	0	0	0	0	0									
58 Juan Lora, R OBP: 0.200, SLG: 0.200									0-0 1-2 2-3	1-2 1B	0	1	0	2	0	0	0									
93 Keoni Delfino, S OBP: 0.100, SLG: 0.100									0-0 1-2 2-3	1-2 1B	0	0	0	0	0	0	0									
89 Mariano Gomez, L											0	0	0	0	0	0	0									
30 Andy Marte, R OBP: 0.333, SLG: 0.451			0-0 F7		0-0 G5-3				0-0 G5-4-3 65 BB 1B	0-0 F9	4	0	1	0	1	0	3									
Paul Byrd, R									4-0 G5-4-3 65 BB 1B	0-0 IBB	2	0	0	0	0	0	0									
40 Tom Mastny, R									1-2 2-3 BB		0	0	0	0	0	0	0									
65 Ben Francisco, R OBP: 0.333, SLG: 0.561			0-0 B1-3						0-0 G5-4-3 BB	0-0 P4	1	0	0	0	1	0	3									
Inning Stats	R: 1 E: 0 K: 1 S: 5	H: 1 LOB: 0 BB: 1 P: 10	R: 0 E: 0 K: 0 S: 3	H: 0 LOB: 0 BB: 0 P: 3	R: 0 E: 0 K: 0 S: 3	H: 1 LOB: 1 BB: 0 P: 3	R: 0 E: 0 K: 2 S: 8	H: 1 LOB: 1 BB: 0 P: 8	R: 0 E: 0 K: 0 S: 3	H: 0 LOB: 0 BB: 0 P: 3	R: 1 E: 0 K: 3 S: 10	H: 1 LOB: 0 BB: 0 P: 10	R: 1 E: 0 K: 1 S: 6	H: 2 LOB: 1 BB: 1 P: 10	R: 2 E: 0 K: 1 S: 7	H: 2 LOB: 3 BB: 3 P: 19	R: 2 E: 1 K: 0 S: 6	H: 3 LOB: 2 BB: 1 P: 10	1B: 8 2B: 1 3B: 0 HR: 2	SF: 0 SAC: 0 DP: 2 HBP: 0	WP: 1 PB: 0 SB: 1 CS: 0	PA: 44				
PITCHER	IP 5.0	WLS 17	BF 3	H 1	R 1	ER 1	SO 3	BB 1	IBB 0	HBP 0	BLK 0	WP 1	HR 0	S 22	P 27	ERA 1.80	WHIP 0.800									
43 Chris Sampson, R ERA: 5.63																										
Chad Qualls, R ERA: 3.36																										
Trever Miller, L ERA: 1.0																										
63 Stephen Randolph, L ERA: 7.71																										
Chad Reineke, R ERA:																										

Cleveland Indians @ Houston Astros
Osceola County Stadium, Kissimmee, FL
Tue Mar 27 2007, 1:05 PM EDT
Att: 3,588 - Cloudy - 72 F

AB	38
R	7
H	11
RBI	6
BB	6
SO	8
LOB	18



Batter	1	2	3	4	5	6	7	8	9	10	AB	R	H	RBI	BB	SO	LOB	BOTTOM							
Craig Biggio, R OBP: 0.327, SLG: 0.372	0-0 F9		0-0 G4-3	4-0 BB		0-0 P2			0-0 F7		3	0	0	0	1	0	1								
63 Stephen Randolph, L ERA: 7.71											0	0	0	0	0	0	0								
Chad Reineke, R ERA: 1.0											0	0	0	0	0	0	0								
13 Eric Munson, L OBP: 0.407, SLG: 0.538											1	0	0	0	0	0	1								
53 Kevin Walker, L ERA: 9.0											0	0	0	0	0	0	0								
Morgan Ensberg, R OBP: 0.373, SLG: 0.558	0-0 HR		0-0 F7	0-0 P4		0-0 G6-3			0-0 G4-3		3	1	1	1	0	0	2								
Mark Loretta, R OBP: 0.380, SLG: 0.409											2	0	0	0	0	0	1								
17 Lance Berkman, S OBP: 0.379, SLG: 0.490	0-0 F8			4-0 1B 28 1B BB	0-0 G4-3 2B						4	1	2	0	1	0	0								
45 Carlos Lee, R OBP: 0.420, SLG: 0.522	0-0 1B			0-0 P5	4-0 G4-3 BB						4	0	1	0	1	1	2								
Luke Scott, L OBP: 0.323, SLG: 0.446	0-0 F7			0-0 28 1B 1B	0-0 G4-3						3	1	1	0	0	0	3								
16 Jason Lane, R OBP: 0.328, SLG: 0.586				1-3 28 1B 1B	1-2 2-3						2	1	1	0	0	0	0								
2 Chris Burke, R OBP: 0.257, SLG: 0.279		0-0 B1-3		4-0 28 1B 1B BB	0-3 K						4	2	1	0	1	1	1								
28 Adam Everett, R OBP: 0.235, SLG: 0.200				1-2 1B BB							4	2	1	0	1	1	1								
Mike Lamb, L OBP: 0.426, SLG: 0.435		0-0 F7		1-3 2-4 3-H	4-0 43 E 1B						3	1	1	2	0	0	0								
Brad Ausmus, R OBP: 0.351, SLG: 0.457				1-2 1B BB							1	1	0	0	1	0	0								
55 Humberto Quintero, R OBP: 0.302, SLG: 0.297											2	0	1	1	0	1	0								
43 Chris Sampson, R ERA: 5.63				1-2 1B BB							2	0	0	0	0	0	0								
Chad Qualls, R ERA: 3.36											0	0	0	0	0	0	0								
Orlando Palmeiro, L OBP: 0.241, SLG: 0.516				1-3 2-4 3-H	4-0 43 FC6-4 1B						1	0	0	0	0	0	1								
Trever Miller, R ERA: 1.0				1-2 1B BB							0	0	0	0	0	0	0								
4 Eric Bruntlett, R OBP: 0.339, SLG: 0.340											1	0	0	0	0	0	1								
Inning Stats	R: 1 E: 0 K: 0 S: 5	H: 2 LOB: 1 BB: 5 P: 5	R: 0 E: 0 K: 1 S: 5	H: 0 LOB: 0 BB: 5 P: 5	R: 0 E: 0 K: 0 S: 3	H: 0 LOB: 0 BB: 3 P: 3	R: 4 E: 1 K: 0 S: 6	H: 3 LOB: 2 BB: 3 P: 18	R: 0 E: 0 K: 1 S: 5	H: 1 LOB: 1 BB: 0 P: 9	R: 0 E: 0 K: 1 S: 5	H: 0 LOB: 0 BB: 0 P: 5	R: 0 E: 0 K: 0 S: 3	H: 0 LOB: 0 BB: 0 P: 3	R: 0 E: 0 K: 0 S: 3	H: 0 LOB: 1 BB: 1 P: 7	R: 3 E: 0 K: 0 S: 5	H: 4 LOB: 1 BB: 1 P: 9	1B: 7 2B: 3 3B: 0 HR: 1	SF: 0 SAC: 0 DP: 2 HBP: 0	WP: 0 PB: 0 SB: 0 CS: 0	PA: 44			
PITCHER	IP 5.2	WLS 27	BF 7	H 5	R 4	ER 2	SO 2	BB 4	IBB 0	HBP 0	BLK 0	WP 0	HR 0	S 27	P 43	ERA 6.35	WHIP 1.941								
Paul Byrd, R ERA: 3.48																									
40 Tom Mastny, R ERA: 1.46																									
Fernando Cabrera, R ERA: 4.09																									
Roberto Hernandez, R ERA: 3.0																									
58 Juan Lara, L ERA: 0.73																									

Cleveland Indians @ Houston Astros
Osceola County Stadium, Kissimmee, FL
Tue Mar 27 2007, 1:05 PM EDT
Att: 3,588 - Cloudy - 72 F

AB	38
R	8
H	11
RBI	7
BB	6
SO	3
LOB	14



Batter	1	2	3	4	5	6	7	8	9	AB	R	H	RBI	BB	SO	LOB	TOP								
3 Reed Johnson, R OBP: 0.432, SLG: 0.674 62 Mike Vento, R OBP: 0.280, SLG: 0.227	0-0 10 S 15 G6-3 17 BB 1B		0-3 K		0-0 P3		0-0 1B			3	1	1	0	0	1	0	Toronto Blue Jays @ Cleveland Indians Chain of Lakes Park, Winter Haven, FL Wed Mar 28 2007, 1:05 PM EDT Att: 3,995 - Sunny - 83 F								
17 Lyle Overbay, L OBP: 0.327, SLG: 0.304 Chip Cannon, L OBP: 0.444, SLG: 0.167	4-0 15 G6-3 9 1B 10 S BB		4-0 10 1B BB		4-0 BB		0-3 K			0	1	0	0	3	0	0									
10 Vernon Wells, R OBP: 0.377, SLG: 0.633 Wayne Lydon, S	0-3 K		0-0 1-2 1B		0-3 K		0-3 K			3	0	1	0	0	2	3									
15 Alex Rios, R OBP: 0.320, SLG: 0.468 64 David Smith, R	0-0 G6-3		0-0 F8		0-0 G1-3		0-3 K			3	0	0	1	0	0	4									
9 Gregg Zaun, S OBP: 0.362, SLG: 0.359 84 Brian Bormaster, R (8, PH)	0-0 3H 1B		0-0 G6-3		0-3 K		0-0 G5-3			3	0	1	1	0	1	2									
2 Aaron Hill, R OBP: 0.333, SLG: 0.386 4 Ryan Roberts, R OBP: 0.438, SLG: 0.464	0-0 F9				0-0 G5-3		0-3 K			3	0	0	0	0	1	1									
Royce Clayton, R OBP: 0.159, SLG: 0.167 Manny Mayerson, R		0-3 K		0-0 E6		0-0 G3		1-0 63 BLK HBP		3	0	0	0	0	1	0									
Jason Phillips, R OBP: 0.200, SLG: 0.146 63 Erik Kratz, R OBP: 0.143, SLG: 0.167		0-0 P6		0-0 F7			0-3 K		0-3 K	3	0	0	0	0	1	1									
6 John McDonald, R OBP: 0.319, SLG: 0.244 Brad Hassey, R	0-0 F8		0-0 F8		0-0 G5-3		0-0 F7		0-0 P6	3	0	0	0	0	0	1									
Inning Stats	R: 2 E: 0 K: 1 S: 7	H: 2 LOB: 1 BB: 1 P: 11	R: 0 E: 0 K: 1 S: 5	H: 0 LOB: 0 BB: 0 P: 5	R: 0 E: 0 K: 1 S: 6	H: 1 LOB: 2 BB: 1 P: 10	R: 0 E: 1 K: 0 S: 4	H: 0 LOB: 1 BB: 0 P: 4	R: 0 E: 0 K: 1 S: 5	H: 0 LOB: 0 BB: 0 P: 7	R: 0 E: 0 K: 2 S: 8	H: 1 LOB: 1 BB: 0 P: 8	R: 0 E: 0 K: 2 S: 7	H: 0 LOB: 0 BB: 0 P: 7	R: 0 E: 0 K: 1 S: 5	H: 0 LOB: 1 BB: 0 P: 6		1B: 4 2B: 0 3B: 0 HR: 0	SF: 0 SAC: 0 DP: 0 HBP: 1	WP: 0 PB: 0 SB: 2 CS: 0	PA: 36				
PITCHER	IP	WLS	BF	H	R	ER	SO	BB	IBB	HBP	BLK	WP	HR	S	P	ERA	WHIP								
CC Sabathia, L ERA: 3.98	(1, 1)	0.0	1	1	1	1	0	0	0	0	0	0	0	1	1	∞	∞								
40 Tom Mastny, R ERA: 1.8	(1, 1)	2.2	12	2	1	1	3	2	0	0	0	0	0	16	24	3.38	1.500								
46 Aaron Fultz, L ERA: 5.25	(3, 1)	1.1	5	0	0	0	0	0	0	0	0	0	0	5	5	0.00	0.000								
63 Rafael Betancourt, R ERA: 5.68	(5, 1)	2.0	7	0	0	0	3	1	0	0	0	0	0	12	16	0.00	0.500								
47 Joe Borowski, R ERA: 3.38	(7, 1)	1.0	4	1	0	0	2	0	0	0	0	0	0	8	8	0.00	1.000								
86 Bubbie Buzachero, R ERA:	(8, 1)	2.0	W	7	0	0	3	0	0	1	1	0	0	12	13	0.00	0.000								

AB 32
R 2
H 4
RBI 2
BB 3
SO 11
LOB 15



Batter	1	2	3	4	5	6	7	8	9	AB	R	H	RBI	BB	SO	LOB	BOTTOM								
24 Grady Sizemore, L OBP: 0.155, SLG: 0.273	0-0 F8		0-0 F8		0-0 CS 1B		0-0 G3			4	0	1	0	0	0	0	Toronto Blue Jays @ Cleveland Indians Chain of Lakes Park, Winter Haven, FL Wed Mar 28 2007, 1:05 PM EDT Att: 3,995 - Sunny - 83 F								
Jason Michaels, R OBP: 0.423, SLG: 0.578 Jonathan Van Every, L OBP: 0.333, SLG: 0.333	0-0 HR		0-0 48 1B 2B		4-0 1-2 BB		0-0 25 G6-4-3 48 BB 1B			2	2	2	1	1	0	0									
48 Travis Hafner, L OBP: 0.357, SLG: 0.298	0-0 G4-3		0-0 2H 1B		0-0 F8		4-0 1-2 25 G6-4-3 BB			3	0	1	1	1	0	1									
25 Ryan Garko, R OBP: 0.299, SLG: 0.400	0-0 1B		0-3 K		0-0 F9		0-0 G6-4-3			4	0	1	0	0	1	3									
Casey Blake, R OBP: 0.255, SLG: 0.490	0-0 G3		0-0 F8		0-0 G6-3		0-0 F8			4	0	0	0	0	0	2									
Trot Nixon, L OBP: 0.376, SLG: 0.267 80 Jose Constanza, L (8, FR)		0-0 29 CS 1B		0-0 G3		4-0 BB		0-0 23 F8 15 SH5-3 1B		3	0	2	0	1	0	0									
29 Josh Barfield, R OBP: 0.357, SLG: 0.327 Shin-Soo Choo, L OBP: 0.359, SLG: 0.333	0-3 K		0-0 1-2 1B		0-0 P2		0-0 SH5-3			3	0	1	0	0	1	2									
10 Kelly Shoppach, R OBP: 0.278, SLG: 0.324 23 Mike Rose, S OBP: 0.333, SLG: 0.462	0-3 K		0-0 F8		0-0 15 CS 1B		0-0 F8			1	0	0	0	0	0	2									
15 Mike Rouse, L OBP: 0.420, SLG: 0.622	0-3 K		0-3 K		0-0 G2-3		0-3 1-2 K		0-0 3H 1B	4	0	1	1	0	2	1									
Inning Stats	R: 1 E: 0 K: 0 S: 5	H: 2 LOB: 1 BB: 0 P: 5	R: 0 E: 0 K: 2 S: 7	H: 1 LOB: 0 BB: 0 P: 7	R: 1 E: 0 K: 2 S: 9	H: 2 LOB: 1 BB: 0 P: 9	R: 0 E: 0 K: 0 S: 4	H: 1 LOB: 1 BB: 0 P: 4	R: 0 E: 0 K: 0 S: 3	H: 0 LOB: 1 BB: 1 P: 7	R: 0 E: 0 K: 1 S: 5	H: 1 LOB: 0 BB: 0 P: 5	R: 0 E: 0 K: 0 S: 3	H: 1 LOB: 1 BB: 1 P: 7	R: 0 E: 0 K: 0 S: 4	H: 2 LOB: 1 BB: 0 P: 4		1B: 9 2B: 2 3B: 0 HR: 1	SF: 0 SAC: 1 DP: 2 HBP: 0	WP: 0 PB: 0 SB: 0 CS: 3	PA: 36				
PITCHER	IP	WLS	BF	H	R	ER	SO	BB	IBB	HBP	BLK	WP	HR	S	P	ERA	WHIP								
39 Gustavo Chacin, L ERA: 5.3	(1, 1)	5.0	21	7	2	2	4	1	0	0	0	0	0	8	12	0.00	1.000								
49 Jeremy Accardo, R ERA: 4.65	(6, 1)	2.0	7	1	0	0	1	1	0	0	0	0	0	3	7	0.00	2.000								
Jamie Vermilyea, R ERA:	(8, 1)	1.0	4	1	0	0	0	1	0	0	0	0	0	4	4	13.50	3.000								
Lee Gronkiewicz, R ERA: 13.5	(9, 1)	0.2	L	4	2	1	1	0	0	0	0	0	0	4	4										

AB 32
R 3
H 11
RBI 3
BB 3
SO 5
LOB 12



Batter	1	2	3	4	5	6	7	8	9	AB	R	H	RBI	BB	SO	LOB	TOP										
Wayne Lydon, S 73 Cory Patton, L OBP: 0.333, SLG: 0.667	G4-3		G4-3		G4-3		L4		1B	4	0	0	0	0	0	1	Toronto Blue Jays @ Cleveland Indians Chain of Lakes Park, Winter Haven, FL Fri Mar 30 2007, 1:05 PM EDT Att: 3,750 - Sunny - 80 F										
Jason Smith, L Ryan Klosterman, R OBP: 0.167, SLG: 0.167	G3		G5-3		G3			F7	1B	4	0	1	0	0	0	0											
Jason Phillips, R Brian Jeroloman, L OBP: 1.000, SLG: 1.000	G3						F9	F9	1B	4	0	1	0	0	0	1											
Chip Cannon, L OBP: 0.333, SLG: 0.091	F8							K	K	4	0	0	0	1	3	4											
16 Rob Cosby, R 63 Erik Kratz, R OBP: 0.111, SLG: 0.125		E5							K	3	1	0	0	0	1	1											
4 Ryan Roberts, R OBP: 0.472, SLG: 0.484		G6-4-3								3	1	2	0	1	0	1											
6 John McDonald, R Brad Hassey, R OBP: 0.250, SLG: 0.250		G6-4-3			FC5			G6-3		3	0	1	0	0	0	1											
Aaron Mathews, R OBP: 0.429, SLG: 0.462		G6-4-3			G6-4-3				2B	0	1	0	0	1	0	0											
57 Jeff Duncan, L Dustin Majewski, L OBP: 0.500, SLG: 0.500									2B	4	1	2	1	0	0	4											
									1B	3	0	0	0	0	1	2											
Inning Stats	R: 0 E: 0 K: 0 S: 5	H: 1 LOB: 1 BB: 0 P: 5	R: 1 E: 1 K: 1 S: 7	H: 2 LOB: 1 BB: 0 P: 7	R: 0 E: 0 K: 1 S: 6	H: 1 LOB: 1 BB: 0 P: 6	R: 0 E: 0 K: 1 S: 6	H: 1 LOB: 0 BB: 0 P: 6	R: 0 E: 0 K: 0 S: 3	H: 0 LOB: 0 BB: 1 P: 7	R: 0 E: 1 K: 0 S: 4	H: 1 LOB: 1 BB: 0 P: 4	R: 0 E: 0 K: 1 S: 5	H: 0 LOB: 0 BB: 0 P: 5	R: 5 E: 0 K: 2 S: 12	H: 5 LOB: 2 BB: 2 P: 21	1B: 10 2B: 1 3B: 0 HR: 0	SF: 0 SAC: 0 DP: 2 HBP: 0	WP: 1 PB: 0 SB: 0 CS: 0	PA: 41							
PITCHER	IP	WLS	BF	H	R	ER	SO	BB	IBB	HBP	BLK	WP	HR	S	P	ERA	WHIP										
37 Jake Westbrook, R ERA: 3.21	7.0		28	6	1	0	3	1	0	0	0	0	0	34	38	0.00	1.000										
Roberto Hernandez, R ERA: 2.7	1.0	H	3	0	0	0	1	0	0	0	0	0	0	5	5	0.00	0.000										
T.J. Burton, R ERA: 135.0	0.1	L	7	4	5	5	1	2	0	0	0	0	0	7	15	135.00	18.000										
Kyle Collins, R ERA:	0.2		3	1	0	0	1	0	0	0	0	1	0	5	6	0.00	1.500										

AB 38
R 6
H 11
RBI 5
BB 3
SO 6
LOB 17



Batter	1	2	3	4	5	6	7	8	9	AB	R	H	RBI	BB	SO	LOB	BOTTOM										
Jason Michaels, R Jonathan Van Every, L OBP: 0.250, SLG: 0.250	F8		K							3	0	0	0	0	1	1	Toronto Blue Jays @ Cleveland Indians Chain of Lakes Park, Winter Haven, FL Fri Mar 30 2007, 1:05 PM EDT Att: 3,750 - Sunny - 80 F										
29 Josh Barfield, R Brandon Pinckney, R OBP: 0.345, SLG: 0.345	P3		CS							3	1	1	0	0	1	0											
48 Travis Hafner, L OBP: 0.333, SLG: 0.275	G4-3									4	0	0	0	0	1	0											
25 Ryan Garko, R OBP: 0.306, SLG: 0.391										3	0	1	0	1	1	0											
2 Jhonny Peralta, R 64 Asdrubal Cabrera, S OBP: 0.290, SLG: 0.167										0	0	0	0	0	0	0											
15 Mike Rouse, L OBP: 0.404, SLG: 0.596										1	1	0	0	1	0	0											
23 Mike Rose, S OBP: 0.300, SLG: 0.414										3	0	1	1	0	1	3											
John Drennen, L OBP: 0.833, SLG: 1.000										2	0	1	0	1	1	0											
Jason Cooper, L OBP: 0.167, SLG: 0.167										2	0	0	0	1	0	2											
										3	0	0	0	0	1	3											
Inning Stats	R: 0 E: 0 K: 0 S: 3	H: 0 LOB: 0 BB: 0 P: 3	R: 0 E: 0 K: 0 S: 2	H: 0 LOB: 2 BB: 1 P: 7	R: 0 E: 0 K: 2 S: 7	H: 0 LOB: 0 BB: 1 P: 11	R: 2 E: 0 K: 1 S: 6	H: 2 LOB: 1 BB: 1 P: 12	R: 0 E: 0 K: 0 S: 2	H: 0 LOB: 0 BB: 1 P: 7	R: 0 E: 0 K: 1 S: 5	H: 0 LOB: 0 BB: 0 P: 5	R: 0 E: 0 K: 2 S: 8	H: 1 LOB: 1 BB: 0 P: 8	R: 0 E: 0 K: 1 S: 6	H: 1 LOB: 1 BB: 0 P: 6	R: 0 E: 0 K: 1 S: 5	H: 0 LOB: 0 BB: 0 P: 5	1B: 1 2B: 5 3B: 0 HR: 0	SF: 0 SAC: 1 DP: 2 HBP: 1	WP: 2 PB: 0 SB: 3 CS: 1	PA: 33					
PITCHER	IP	WLS	BF	H	R	ER	SO	BB	IBB	HBP	BLK	WP	HR	S	P	ERA	WHIP										
31 Victor Zambrano, R ERA: 2.29	6.0		21	2	2	2	4	4	0	0	0	0	0	8	8	0.00	1.000										
54 Jason Frasor, R ERA: 2.79	1.0		4	1	0	0	2	0	0	0	0	0	0	6	6	0.00	1.000										
33 Matt Roney, R ERA: 1.93	1.0	W	4	1	0	0	1	0	0	0	0	0	0	5	5	0.00	0.000										
Jesse Carlson, L ERA: 16.2	1.0		3	0	0	0	1	0	0	0	0	0	0	5	5	0.00	0.000										

AB 26
R 2
H 4
RBI 1
BB 4
SO 8
LOB 11



Batter	1	2	3	4	5	6	7	8	9	AB	R	H	RBI	BB	SO	LOB	TOP			
24 Grady Sizemore, L (1,8) OBP: 0.154, SLG: 0.246 Jason Michaels, R (3,8) OBP: 0.379, SLG: 0.510	1-2 G6-3		1-1 FC6 HBP		1-2 G5-3		0-2 F8			1	0	0	0	0	0	0	Cleveland Indians @ St. Louis Cardinals AutoZone Park, Memphis, TN Sat Mar 31 2007, 5:30 PM EDT Att: 12,815 - Overcast - 67 F			
Trot Nixon, L (1,9) OBP: 0.372, SLG: 0.361 John Drennen, L (3,9) OBP: 0.625, SLG: 0.714	F8		2-0 FC6		0-1 G6-3		3-2 G4-3			2	0	0	0	0	0	1				
48 Travis Hafner, L (1,3) OBP: 0.323, SLG: 0.264 Casey Blake, R (4,3) OBP: 0.304, SLG: 0.566 69 Scott Lewis, S (8,1)	0-1 G4-3			3-2 G6-3	4-0			0-0 G6-3 1B		2	0	0	0	0	0	0				
41 Victor Martinez, S (1,2) OBP: 0.351, SLG: 0.593 10 Kelly Shoppach, R (7,2) OBP: 0.270, SLG: 0.314		0-0 G6-3		1-1 G4-3 2B	3-2 F8			2-2 G6-3 1-2		3	1	1	0	0	0	2				
20 David Dellucci, L (1,7) OBP: 0.376, SLG: 0.660 47 Josh Borowksi, R (8,1) 46 Aaron Fultz, L (8,1) 63 Rafael Betancourt, R (7,1) 25 Ryan Garko, R (8,PH) OBP: 0.301, SLG: 0.388		2-3 K		1-0 G4-3		0-0 2B 1B		1-0 P5		3	0	1	0	0	0	1				
2 Jhonny Peralta, R (1,6) OBP: 0.362, SLG: 0.320		4-1 BB		2-3 3B 1B	4-1 BB	4-0 23 G4-6-3 BB		1-2 L9		1	0	0	0	3	0	0				
30 Andy Marte, R (1,5) OBP: 0.323, SLG: 0.414		1-2 F9		1-2 FC5-4 1B	2-2 F4	2-2 BB		0-1 G6-3		4	0	1	1	0	0	3				
29 Josh Barfield, R (1,4) OBP: 0.344, SLG: 0.333 40 Tom Mastny, R (5,1) 23 Mike Rose, S (6,PH) OBP: 0.290, SLG: 0.400 64 Asdrubal Cabrera, S (8,PH) OBP: 0.267, SLG: 0.154			1-2 G3	1-1 FC5-4 1B	2-1 G4-6-3	1-1		1-1 F8		2	0	0	0	0	0	2				
45 Jeremy Sowers, L (1,1) 15 Mike Rouse, L (5,PH) OBP: 0.407, SLG: 0.611			1-3 K		1-0 G6-3 2B		2-3 K			1	0	0	0	0	1	0				
Inning Stats	R: 0 E: 0 K: 0 S: 9	H: 0 LOB: 0 BB: 0 P: 11	R: 0 E: 0 K: 1 S: 8	H: 0 LOB: 1 BB: 1 P: 15	R: 0 E: 0 K: 1 S: 8	H: 0 LOB: 1 BB: 0 P: 13	R: 1 E: 0 K: 0 S: 12	H: 2 LOB: 2 BB: 1 P: 23	R: 0 E: 0 K: 0 S: 6	H: 1 LOB: 1 BB: 1 P: 14	R: 0 E: 0 K: 1 S: 12	H: 0 LOB: 0 BB: 0 P: 17	R: 0 E: 0 K: 0 S: 5	H: 1 LOB: 0 BB: 0 P: 8	R: 0 E: 0 K: 0 S: 10	H: 0 LOB: 0 BB: 0 P: 12		1B: 3 2B: 2 3B: 0 HR: 0	SF: 0 SAC: 0 DP: 2 HBP: 1	WP: 0 PB: 0 SB: 0 CS: 0
PITCHER	IP WLS BF H R ER SO BB IBB HBP BLK WP HR S P ERA WHIP																			
50 Adam Wainwright, R (1,1) ERA: 1.1	5.0 W 22 3 1 1 2 3 0 1 0 0 0 0 6 14 0.00 2.000																			
36 Russ Springer, R (6,1) ERA: 5.68	1.0 4 1 0 0 0 1 0 0 0 0 0 0 17 25 0.00 0.500																			
78 Kelvin Jimenez, R (7,1) ERA: 0.98	2.0 6 1 0 0 1 0 0 0 0 0 0 0 10 12 0.00 0.000																			
40 Brian Falkenberg, R (9,1) ERA: 1.69	1.0 3 0 0 0 0 0 0 0 0 0 0 0 0 0 0.00 0.000																			

Batter	1	2	3	4	5	6	7	8	9	AB	R	H	RBI	BB	SO	LOB	BOTTOM	
22 David Eckstein, R (1,6) OBP: 0.292, SLG: 0.279 John Rodriguez, L (5,7) OBP: 0.392, SLG: 0.341	2-1 G4-3	0-1 G5-3	2-0 P5			3-3 K		0-3 K		3	0	0	0	0	0	4	Cleveland Indians @ St. Louis Cardinals AutoZone Park, Memphis, TN Sat Mar 31 2007, 5:30 PM EDT Att: 12,815 - Overcast - 67 F	
3 Preston Wilson, R (1,9) OBP: 0.246, SLG: 0.263 Aaron Miles, S (5,6) OBP: 0.297, SLG: 0.250 Gary Bennett, R (7,2) OBP: 0.395, SLG: 0.371 81 Brian Esposito, R (9,2) OBP: 0.143, SLG: 0.286	0-0 G6-3	0-0 G6-3		1-2 P3		0-1 G3				3	0	0	0	0	0	1		
5 Albert Pujols, R (1,3) ERA: 4.5 55 Skip Schumaker, L (4,PR) OBP: 0.455, SLG: 0.551	1-1 FC6-4 1B		3-0 HR	4-2 BB		0-0 G1-3				2	1	2	1	1	0	0		
27 Scott Rolen, R (1,5) OBP: 0.352, SLG: 0.403 19 Jolbert Cabrera, R (7,6) OBP: 0.211, SLG: 0.169	1-1 FC6-4 1-2		0-1 E6 4 1B SF9	1-0 BB				0-2 K		3	1	1	0	0	0	1		
4 Yadier Molina, R (1,2) OBP: 0.509, SLG: 0.568 Travis Hanson, L (7,5) OBP: 0.267, SLG: 0.083		1-0 E6 15 1B SF8	2-0 SF9 15 BB	2-0 P3				3-2 G4-3		3	1	2	0	0	0	2		
15 Jim Edmonds, L (1,8) OBP: 0.308, SLG: 0.273 26 Scott Spiezio, S (4,PH) OBP: 0.421, SLG: 0.475		2-2 7 1B	4-2 50 BB	0-0 P3				1-2 F9		1	1	1	0	1	0	0		
70 Tagg Bozied, R (8,3) OBP: 0.333, SLG: 0.372		2-3 50 2B	1-2 BB							0	0	0	0	0	0	0		
So Taguchi, R (1,7) OBP: 0.242, SLG: 0.185		0-0 SF8	3-1 SF9		2-1 G4-3			0-3 K		0	0	0	2	0	0	0		
16 Chris Duncan, L (5,PH) OBP: 0.341, SLG: 0.488			2-3 3-H							2	0	0	0	0	1	0		
7 Adam Kennedy, L (1,4) OBP: 0.216, SLG: 0.283 Brendan Ryan, R (6,4) OBP: 0.333, SLG: 0.360		1-1 50 2B	1-2 BB		2-2 G6-3			3-2 P3		3	1	1	0	0	0	2		
50 Adam Wainwright, R (1,1) ERA: 1.1 49 Rick Ankiel, L (5,PH) OBP: 0.291, SLG: 0.430 36 Russ Springer, R (8,1) 78 Kelvin Jimenez, R (7,1) Rico Washington, L (8,PH) 40 Brian Falkenberg, R (9,1)		1-0 1-H 2-H	4-1 BB		2-1 G3			4-0 BB		1	0	1	2	1	0	0		
Inning Stats	R: 0 E: 0 K: 0 S: 7	H: 1 LOB: 1 BB: 0 P: 11	R: 3 E: 1 K: 0 S: 11	H: 4 LOB: 1 BB: 0 P: 16	R: 2 E: 1 K: 0 S: 13	H: 2 LOB: 3 BB: 2 P: 31	R: 0 E: 0 K: 0 S: 11	H: 1 LOB: 2 BB: 1 P: 19	R: 0 E: 0 K: 1 S: 9	H: 0 LOB: 0 BB: 0 P: 12	R: 0 E: 0 K: 1 S: 9	H: 0 LOB: 0 BB: 0 P: 13	R: 0 E: 0 K: 2 S: 14	H: 0 LOB: 1 BB: 1 P: 21	1B: 6 2B: 1 3B: 0 HR: 1	SF: 2 SAC: 0 DP: 0 HBP: 0	WP: 0 PB: 0 SB: 0 CS: 0	PA: 37
PITCHER	IP WLS BF H R ER SO BB IBB HBP BLK WP HR S P ERA WHIP																	
45 Jeremy Sowers, L (1,1) 40 Tom Mastny, R (5,1) 47 Joe Borowski, R (6,1) 46 Aaron Fultz, L (6,1) 63 Rafael Betancourt, R (7,1) ERA: 5.27	4.0 L 24 3 0 0 4 0 0 0 0 0 0 0 8 14 0.00 0.000																	
69 Scott Lewis, L (8,1) ERA: 10.13	1.0 4 0 0 0 2 1 0 0 0 0 0 0 9 13 0.00 0.000																	



Batter	1	2	3	4	5	6	7	8	9	AB	R	H	RBI	BB	SO	LOB	TOP					
24 Grady Sizemore, L OBP: 0.600, SLG: 1.250										4	3	2	1	1	1	0	Cleveland Indians @ Chicago White Sox U.S. Cellular Field, Chicago, IL Mon Apr 02 2007, 2:05 PM EDT Att: 38,088 - Overcast - 54 F					
Trot Nixon, L OBP: 0.600, SLG: 1.000 Jason Michaels, R										4	3	3	0	1	1	0						
48 Travis Hafner, L OBP: 0.400, SLG: 0.400										5	3	2	1	0	0	2						
41 Victor Martinez, S OBP: 0.600, SLG: 0.750										4	0	2	3	1	1	1						
Casey Blake, R OBP: 0.200, SLG: 0.500										4	2	1	1	0	1	3						
20 David Dellucci, L										4	0	0	0	1	2	4						
2 Jhonny Peralla, R OBP: 0.750, SLG: 0.667 Mike Rouse, L										3	1	2	3	1	0	0						
29 Josh Barfield, R OBP: 0.200, SLG: 0.600										5	0	1	2	0	1	3						
30 Andy Marte, R										5	0	0	0	0	0	2						
Inning Stats	R: 5 H: 6 E: 0 K: 1 S: 23	H: 6 LOB: 1 BB: 0 P: 37	R: 4 H: 3 E: 1 K: 0 S: 8	H: 3 LOB: 1 BB: 2 P: 25	R: 2 H: 3 E: 0 K: 2 S: 15	H: 3 LOB: 1 BB: 0 P: 26	R: 0 H: 0 E: 0 K: 0 S: 6	H: 0 LOB: 1 BB: 1 P: 10	R: 0 H: 0 E: 0 K: 1 S: 14	H: 0 LOB: 0 BB: 0 P: 21	R: 0 H: 0 E: 0 K: 1 S: 8	H: 0 LOB: 2 BB: 0 P: 14	R: 1 H: 1 E: 0 K: 1 S: 13	H: 1 LOB: 2 BB: 0 P: 26	R: 0 H: 0 E: 0 K: 1 S: 8	H: 0 LOB: 0 BB: 0 P: 10		1B: 8 2B: 3 3B: 1 HR: 1	SF: 1 SAC: 0 DP: 1 HBP: 0	WP: 0 PB: 0 CS: 0	PA: 45	
PITCHER	IP WLS BF H R ER SO BB IBB HBP BLK WP HR S P ERA WHIP																					
52 Jose Contreras, R ERA: 63.0	1.0 L 12 7 8 8 1 1 0 0 0 0 0 1 27 48 72.00 8.000																					
46 Nick Masset, R ERA: 9.0	3.0 15 5 3 2 2 1 1 0 0 0 0 0 25 50 6.00 2.000																					
51 Andrew Sisco, L ERA: 4.5	2.0 6 0 0 0 2 0 0 0 0 0 0 0 20 33 0.00 0.000																					
54 David Aardsma, R ERA: 4.5	2.0 9 1 1 1 1 2 0 0 0 0 0 0 21 40 4.50 1.500																					
45 Bobby Jenks, R ERA: 18.0	1.0 3 0 0 0 1 0 0 0 0 0 0 0 8 10 0.00 0.000																					
Batter	1	2	3	4	5	6	7	8	9	AB	R	H	RBI	BB	SO	LOB	BOTTOM					
38 Pablo Ozuna, R OBP: 0.333, SLG: 0.667 Rob Mackowiak, L										3	1	1	0	0	0	2	Cleveland Indians @ Chicago White Sox U.S. Cellular Field, Chicago, IL Mon Apr 02 2007, 2:05 PM EDT Att: 38,088 - Overcast - 54 F					
17 Darin Erstad, L OBP: 0.250, SLG: 1.000										4	1	1	2	0	0	0						
25 Jim Thome, L										4	0	0	0	0	2	0						
14 Paul Konerko, R OBP: 0.750, SLG: 1.667										3	1	2	1	1	0	0						
23 Jermaine Dye, R OBP: 0.250, SLG: 0.250										4	0	1	0	0	0	1						
24 Joe Crede, R OBP: 0.333, SLG: 0.333 8 Alex Cintron, S										3	0	1	0	0	0	1						
Tadahito Iguchi, R										3	0	0	0	0	0	3						
32 Brian Anderson, R OBP: 1.000, SLG: 2.000										1	1	1	0	0	0	0						
12 A.J. Pierzynski, L										3	0	0	0	0	1	3						
55 Gustavo Molina, R										0	0	0	1	0	0	0						
5 Juan Uribe, R OBP: 0.500, SLG: 0.500										4	0	2	1	0	0	0						
Inning Stats	R: 2 H: 3 E: 0 K: 0 S: 15	H: 3 LOB: 1 BB: 0 P: 25	R: 0 H: 1 E: 0 K: 0 S: 8	H: 1 LOB: 1 BB: 0 P: 11	R: 1 H: 1 E: 0 K: 1 S: 9	H: 1 LOB: 0 BB: 0 P: 14	R: 0 H: 0 E: 0 K: 0 S: 9	H: 0 LOB: 0 BB: 0 P: 12	R: 0 H: 1 E: 0 K: 0 S: 7	H: 1 LOB: 0 BB: 0 P: 9	R: 0 H: 2 E: 0 K: 1 S: 13	H: 2 LOB: 3 BB: 1 P: 20	R: 0 H: 0 E: 0 K: 1 S: 8	H: 0 LOB: 0 BB: 0 P: 12	R: 0 H: 0 E: 0 K: 1 S: 8	H: 0 LOB: 0 BB: 0 P: 14	R: 2 H: 2 E: 0 K: 1 S: 9	H: 2 LOB: 0 BB: 0 P: 16	1B: 6 2B: 2 3B: 0 HR: 2	SF: 1 SAC: 0 DP: 1 HBP: 0	WP: 0 PB: 0 CS: 0	PA: 37
PITCHER	IP WLS BF H R ER SO BB IBB HBP BLK WP HR S P ERA WHIP																					
CC Sabathia, L ERA: 4.5	6.0 W 26 3 3 3 2 1 0 0 0 0 0 2 61 91 4.50 1.500																					
63 Rafael Betancourt, R ERA: 18.0	1.0 3 0 0 0 1 0 0 0 0 0 0 0 8 12 0.00 0.000																					
Roberto Hernandez, R ERA: 18.0	1.0 3 0 0 0 1 0 0 0 0 0 0 0 8 14 0.00 0.000																					
47 Joe Borowski, R ERA: 18.0	1.0 5 2 2 2 1 0 0 0 0 0 0 0 9 16 18.00 2.000																					

Batter	1	2	3	4	5	6	7	8	9	AB	R	H	RBI	BB	SO	LOB	TOP				
24 Grady Sizemore, L (1, 8) OBP: 0.467, SLG: 1.071										4	2	2	1	0	0	0	Cleveland Indians @ Chicago White Sox U.S. Cellular Field, Chicago, IL Thu Apr 05 2007, 2:05 PM EDT Att: 24,141 - Partly Cloudy - 35 F				
Jason Michaels, R (1, 7) OBP: 0.600, SLG: 1.400										4	1	3	2	0	0	0					
48 Travis Hafner, L (1, 10) OBP: 0.467, SLG: 0.364										4	0	0	0	0	2	2					
41 Victor Martinez, S (1, 2)										4	0	0	0	0	1	2					
Casey Blake, R (1, 9) OBP: 0.333, SLG: 0.333										4	0	2	0	0	0	1					
25 Ryan Garko, R (1, 3) OBP: 0.333, SLG: 0.333										3	0	1	0	0	0	2					
20 David Dellucci, L (9, PH) OBP: 0.300, SLG: 0.250										0	0	0	0	1	0	0					
2 Jhonny Perella, R (1, 6)										3	0	1	0	0	1	1					
29 Josh Barfield, R (1, 4) OBP: 0.143, SLG: 0.286										4	0	0	0	0	0	4					
30 Andy Marte, R (1, 5) OBP: 0.143, SLG: 0.308										4	0	0	0	0	2	3					
Inning Stats	R: 1 E: 0 K: 10 S: 10	H: 2 LOB: 0 BB: 16 P: 16	R: 0 E: 0 K: 0 S: 9	H: 1 LOB: 2 BB: 0 P: 16	R: 1 E: 0 K: 1 S: 9	H: 1 LOB: 0 BB: 15 P: 15	R: 0 E: 0 K: 0 S: 10	H: 2 LOB: 1 BB: 0 P: 16	R: 0 E: 0 K: 1 S: 5	H: 1 LOB: 0 BB: 19 P: 19	R: 0 E: 0 K: 1 S: 9	H: 0 LOB: 0 BB: 12 P: 12	R: 1 E: 0 K: 0 S: 16	H: 2 LOB: 1 BB: 25 P: 25	R: 0 E: 0 K: 2 S: 13	H: 0 LOB: 1 BB: 17 P: 17	1B: 5 2B: 2 3B: 0 HR: 2	SF: 0 SAC: 0 DP: 1 HBP: 1	WP: 0 PB: 0 SB: 0 CS: 1	PA: 36	
PITCHER	IP WLS BF H R ER SO BB IBB HBP BLK WP HR S P ERA WHIP	IP WLS BF H R ER SO BB IBB HBP BLK WP HR S P ERA WHIP																			
56 Mark Buehrle, L (1, 1) ERA: 6.75	1.1 6 3 1 1 1 0 0 0 0 0 0 1 15 26 6.75 2.250	4.2 18 4 1 1 2 0 0 1 0 0 0 1 38 66 1.93 0.857	7.1 1.0 3 0 0 0 1 0 0 0 0 0 0 9 12 0.00 0.000	8.1 0.2 B 4 2 1 1 0 0 0 0 0 0 12 18 13.50 3.000	8.1 1.1 W 5 0 0 0 2 1 0 0 0 0 0 17 24 0.00 0.750																
22 Scott Podsednik, L (1, 7) OBP: 0.444, SLG: 0.286										3	1	2	1	1	1	0	Cleveland Indians @ Chicago White Sox U.S. Cellular Field, Chicago, IL Thu Apr 05 2007, 2:05 PM EDT Att: 24,141 - Partly Cloudy - 35 F				
17 Darin Erstad, L (1, 8) OBP: 0.462, SLG: 0.600										4	0	0	0	0	0	3					
14 Paul Konerko, R (1, 3) OBP: 0.385, SLG: 0.500										4	0	0	1	0	1	0					
25 Jim Thome, L (1, 10) OBP: 0.231, SLG: 0.500										3	1	0	0	1	1	1					
23 Jermaine Dye, R (1, 9) OBP: 0.308, SLG: 0.182										3	0	1	0	0	0	1					
Rob Mackowiak, L (9, PR)										2	0	1	0	2	0	1					
Tadahito Iguchi, R (1, 4) OBP: 0.273, SLG: 0.667										2	1	1	1	1	0	1					
12 A.J. Pierzynski, L (1, 2) OBP: 0.273, SLG: 0.300										3	0	0	1	0	0	3					
5 Juan Uribe, R (1, 6) OBP: 0.300, SLG: 0.222										2	0	0	0	1	0	1					
Inning Stats	R: 1 E: 0 K: 0 S: 8	H: 1 LOB: 0 BB: 1 P: 11	R: 0 E: 0 K: 0 S: 7	H: 0 LOB: 1 BB: 1 P: 12	R: 0 E: 0 K: 0 S: 7	H: 0 LOB: 2 BB: 15 P: 15	R: 1 E: 0 K: 0 S: 13	H: 0 LOB: 2 BB: 26 P: 26	R: 0 E: 0 K: 1 S: 8	H: 0 LOB: 0 BB: 13 P: 13	R: 0 E: 1 K: 0 S: 8	H: 0 LOB: 1 BB: 0 P: 15	R: 1 E: 0 K: 0 S: 10	H: 2 LOB: 0 BB: 14 P: 14	R: 0 E: 0 K: 2 S: 8	H: 0 LOB: 0 BB: 13 P: 13		1B: 4 2B: 2 3B: 0 HR: 0	SF: 1 SAC: 0 DP: 2 HBP: 2	WP: 0 PB: 0 SB: 1 CS: 1	PA: 36
PITCHER	IP WLS BF H R ER SO BB IBB HBP BLK WP HR S P ERA WHIP	IP WLS BF H R ER SO BB IBB HBP BLK WP HR S P ERA WHIP																			
45 Jeremy Sowers, L (1, 1) ERA: 3.0	6.0 24 1 2 2 1 5 0 0 0 0 0 0 51 92 3.00 1.000	1.0 4 2 1 1 0 0 0 0 0 0 0 0 10 14 9.00 2.000	7.1 1.0 3 0 0 0 0 0 0 0 0 0 0 8 14 0.00 0.000	9.1 0.0 L 4 2 1 1 0 0 1 1 0 0 0 6 13 =																	

Batter	1	2	3	4	5	6	7	8	9	AB	R	H	RBI	BB	SO	LOB	TOP							
24 Gary Matthews, S OBP: 0.410, SLG: 0.344										5	2	2	0	0	0	1								
Orlando Cabrera, R OBP: 0.292, SLG: 0.306										5	0	2	1	0	0	2								
27 Vladimir Guerrero, R OBP: 0.436, SLG: 0.706										4	0	2	0	1	2	2								
16 Garret Anderson, L OBP: 0.333, SLG: 0.474										4	0	1	0	1	2	6								
Shea Hillenbrand, R OBP: 0.176, SLG: 0.176										4	0	0	0	0	1	3								
Casey Kotchman, L OBP: 0.500, SLG: 0.593										2	1	0	0	1	0	1								
47 Howie Kendrick, R OBP: 0.343, SLG: 0.441										4	0	1	0	0	2	2								
Mike Napoli, R OBP: 0.273, SLG: 0.300										4	1	1	1	0	2	2								
6 Maicer Izturis, S OBP: 0.424, SLG: 0.393										3	0	0	0	1	1	0								
Inning Stats	R: 1 E: 1 K: 0 S: 17	H: 1 LOB: 1 BB: 1 P: 26	R: 0 E: 0 K: 1 S: 9	H: 0 LOB: 0 BB: 0 P: 14	R: 0 E: 1 K: 1 S: 7	H: 0 LOB: 1 BB: 1 P: 11	R: 0 E: 0 K: 1 S: 8	H: 1 LOB: 2 BB: 2 P: 20	R: 0 E: 0 K: 1 S: 9	H: 2 LOB: 2 BB: 0 P: 13	R: 2 E: 0 K: 0 S: 10	H: 1 LOB: 0 BB: 0 P: 18	R: 0 E: 0 K: 1 S: 7	H: 0 LOB: 0 BB: 0 P: 11	R: 0 E: 0 K: 2 S: 11	H: 1 LOB: 1 BB: 0 P: 15	R: 1 E: 0 K: 3 S: 19	H: 3 LOB: 2 BB: 0 P: 25	1B: 8 2B: 0 3B: 1 HR: 0	SF: 0 SAC: 0 DP: 2 HBP: 1	WP: 1 PB: 0 SB: 1 CS: 0	PA: 40		
PITCHER	IP WLS BF H R ER SO BB IBB HBP BLK WP HR S P ERA WHIP	6.0 L 27 5 3 2 4 4 0 1 0 1 0 60 102 3.00 1.500	2.0 7 1 0 0 3 0 0 0 0 0 0 18 26 0.00 0.500	0.2 5 3 1 1 2 0 0 0 0 0 0 16 22 13.50 4.500	0.1 1 0 0 0 1 0 0 0 0 0 0 3 3 0.00 0.000																			

Los Angeles Angels @ Cleveland Indians
Miller Park, Milwaukee, WI
Wed Apr 11 2007, 6:05 PM CDT
Att: 16,375 - Roof Closed - 62 F

AB	35
R	4
H	9
RBI	2
BB	4
SO	10
LOB	19

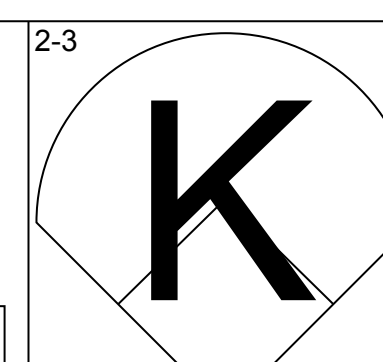
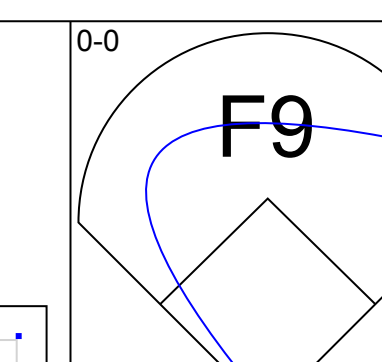
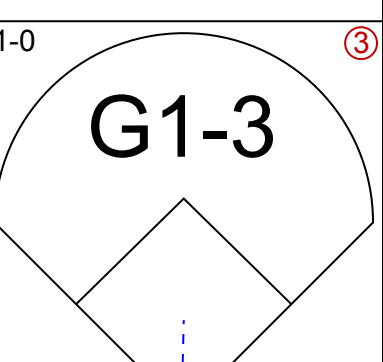
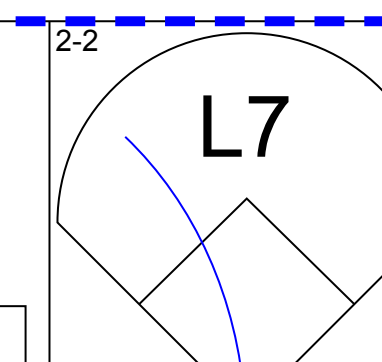
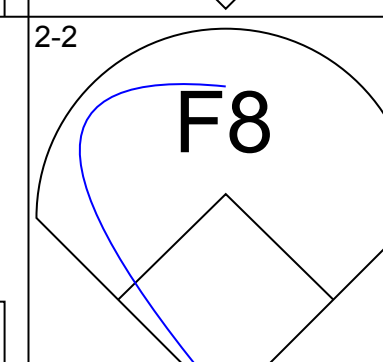
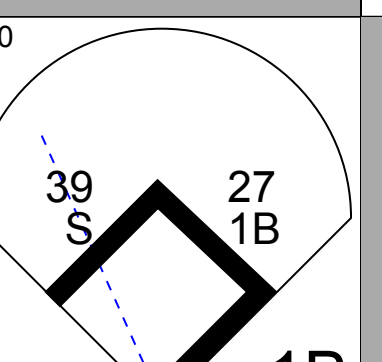
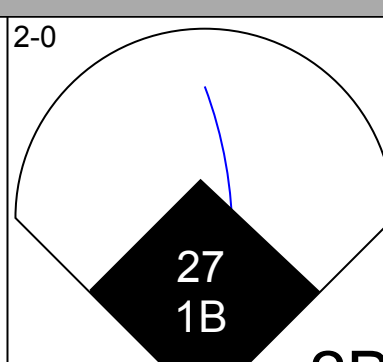
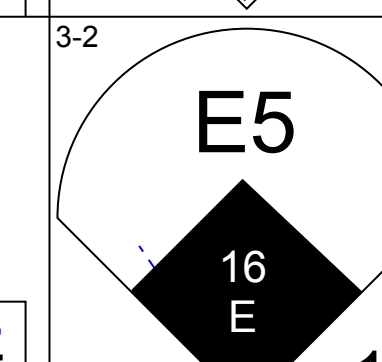
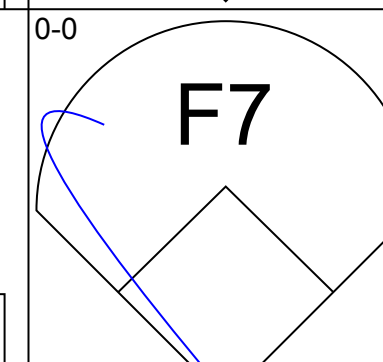
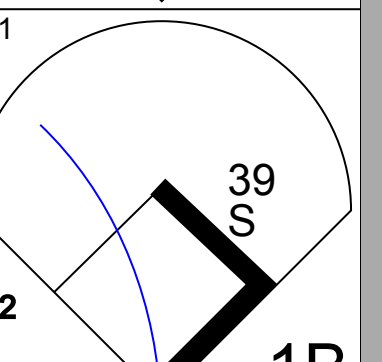
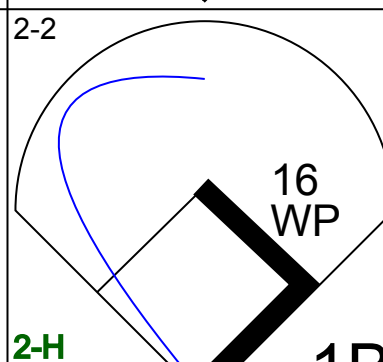
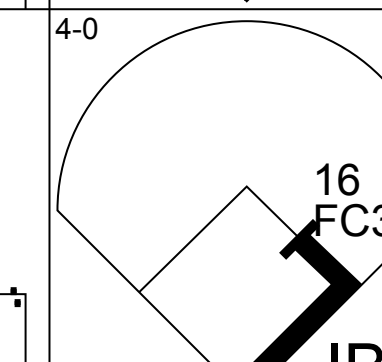
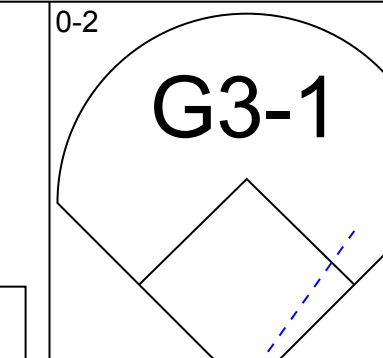
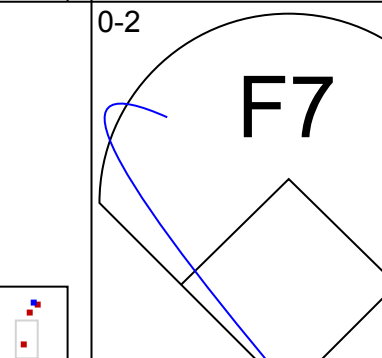
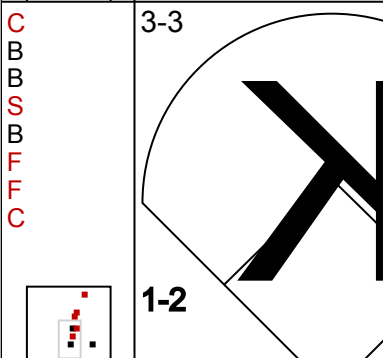
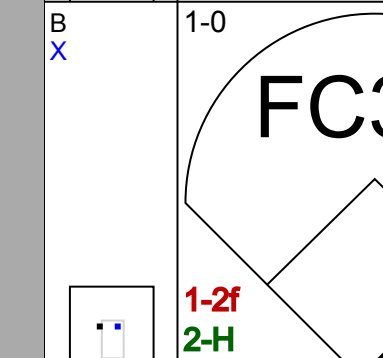
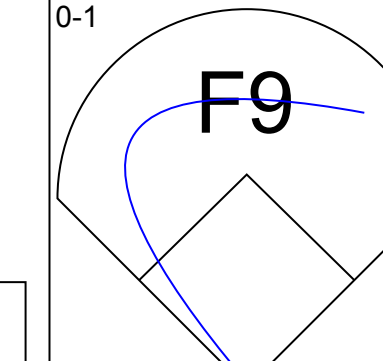
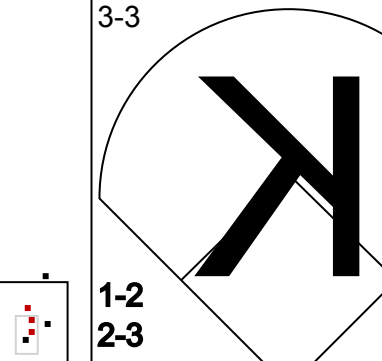
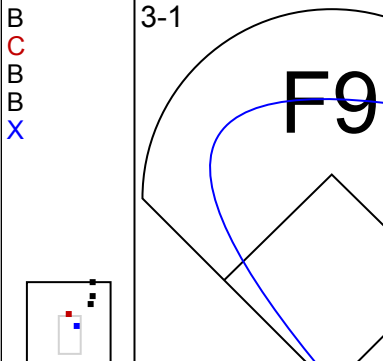
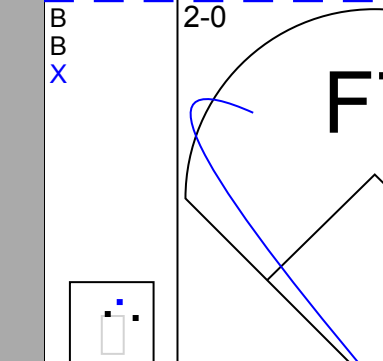
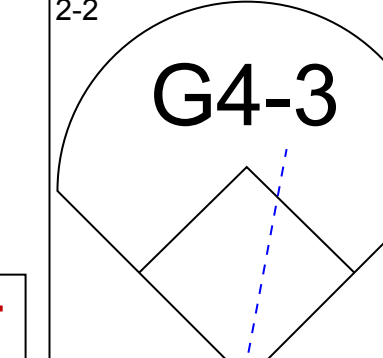
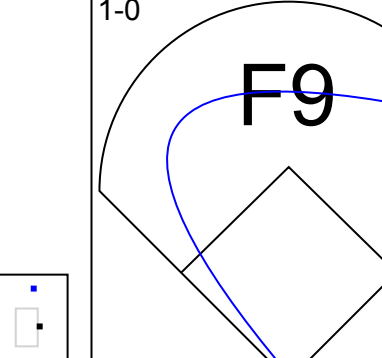
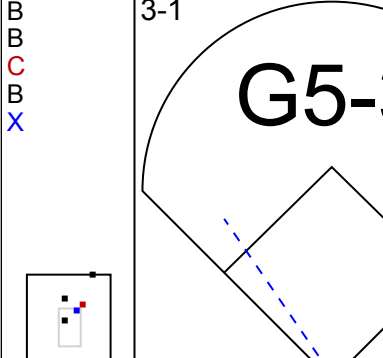




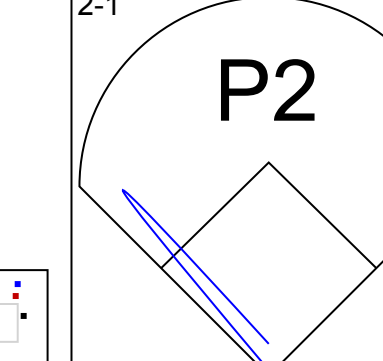
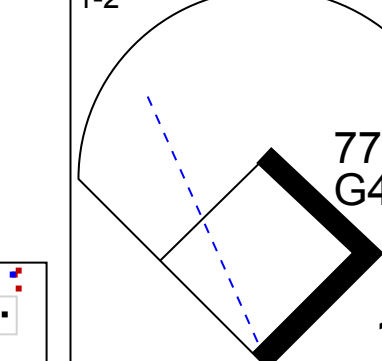
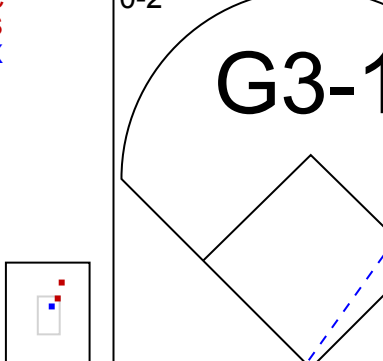
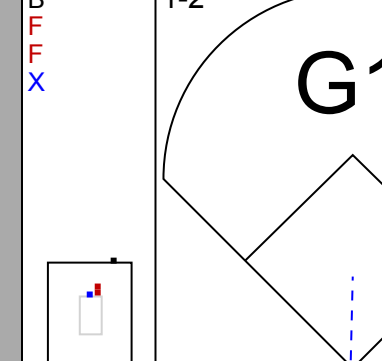
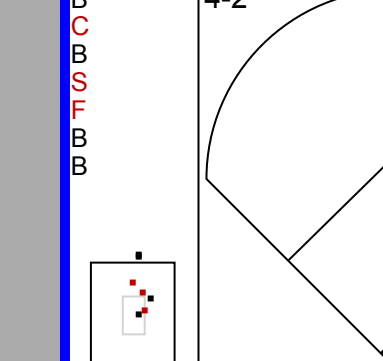
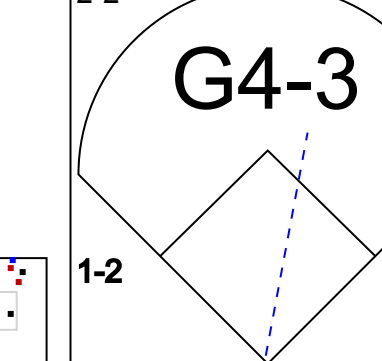
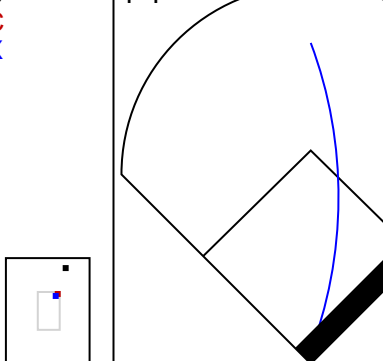
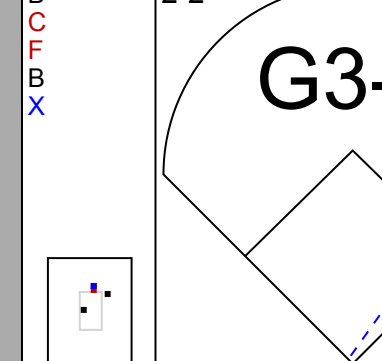
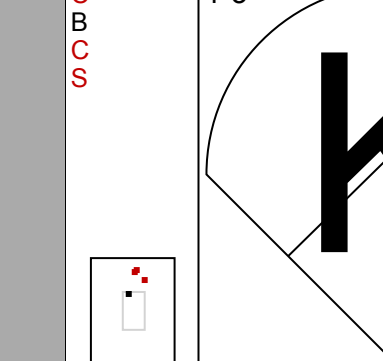
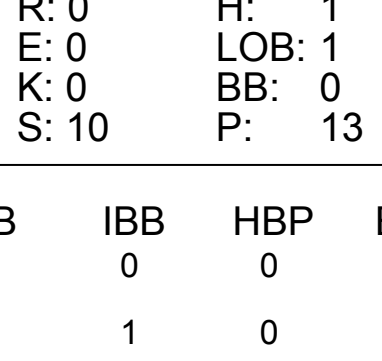
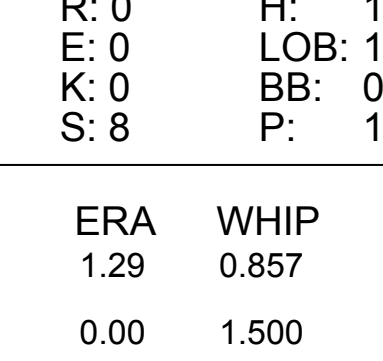
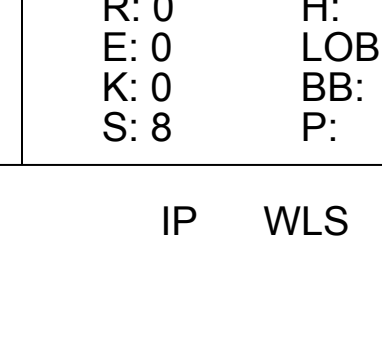
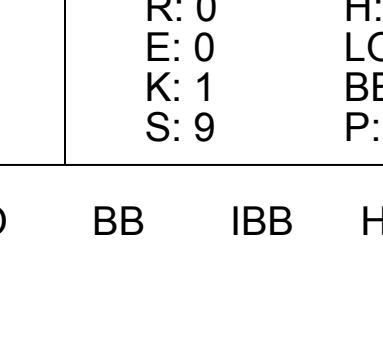




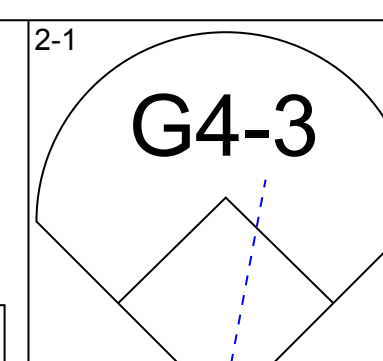
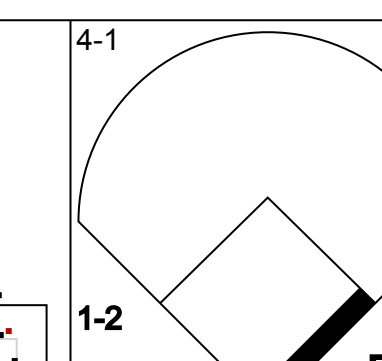
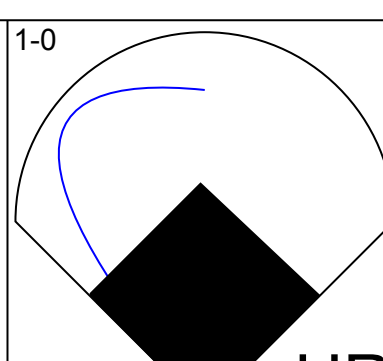
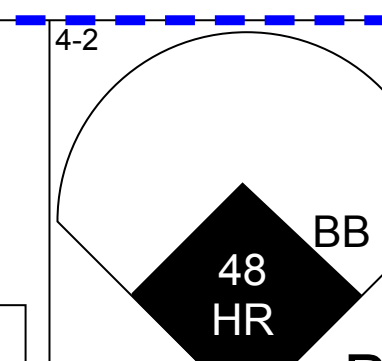
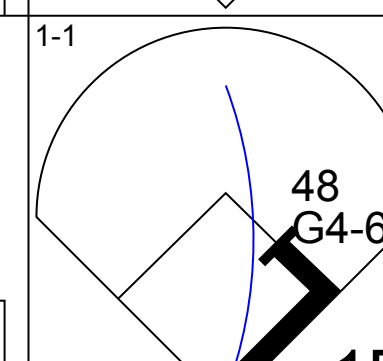
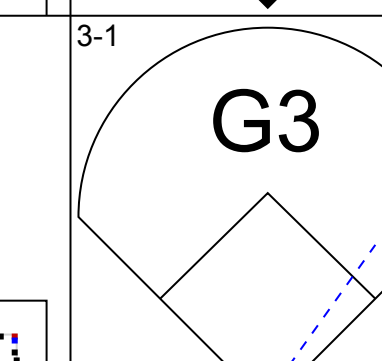
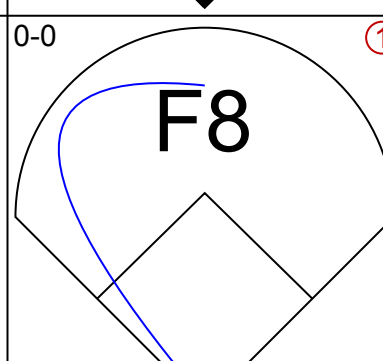
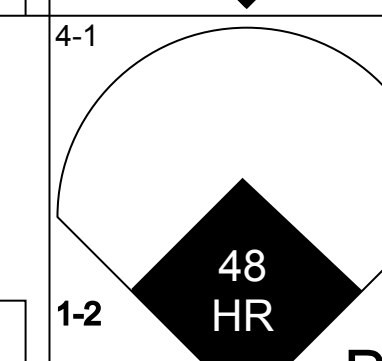
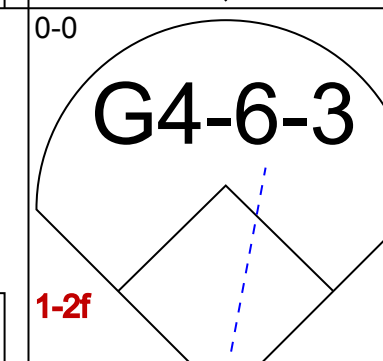
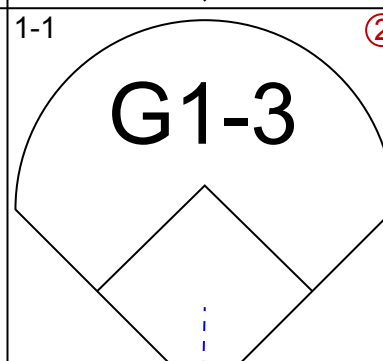
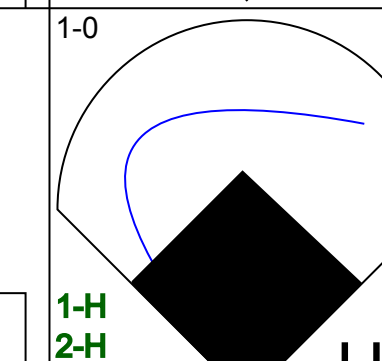

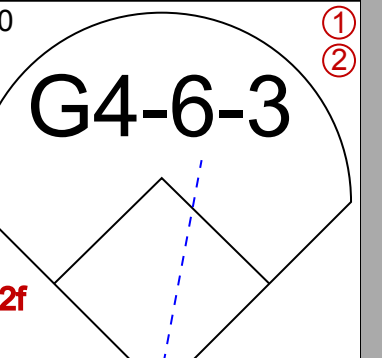
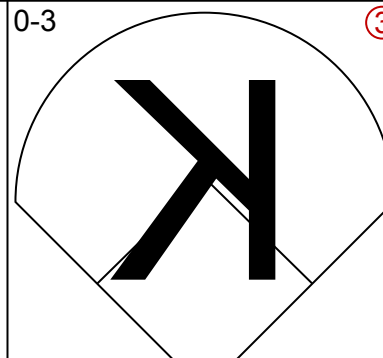
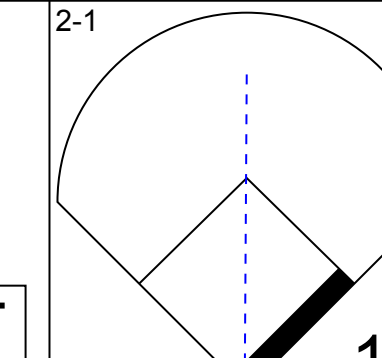
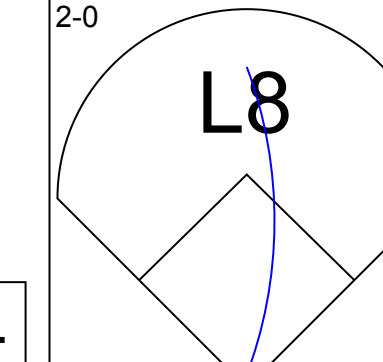
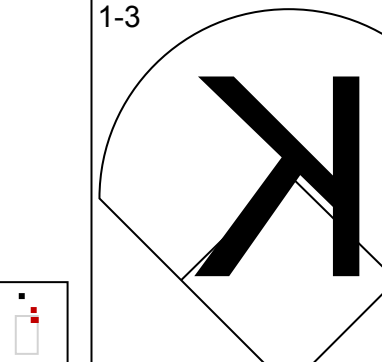

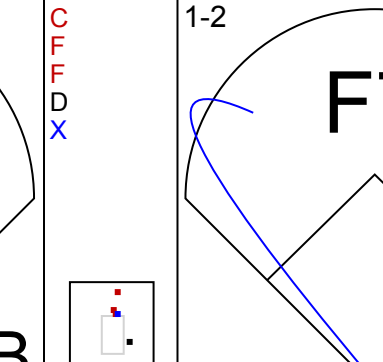
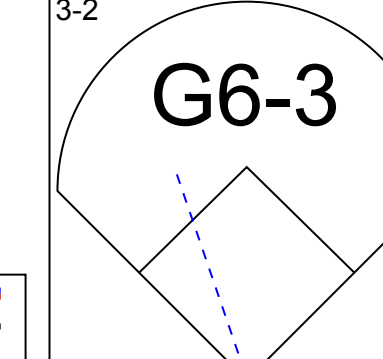

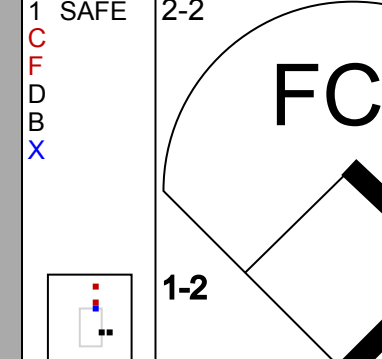
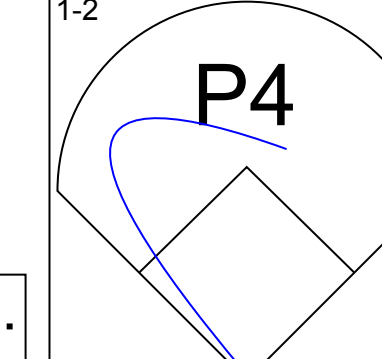

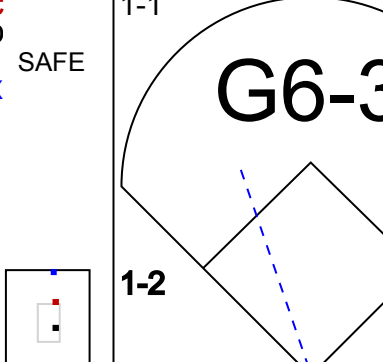
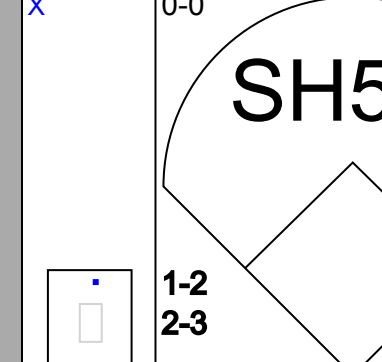
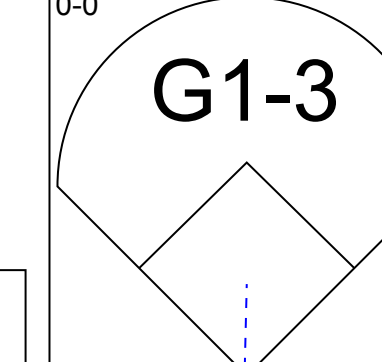
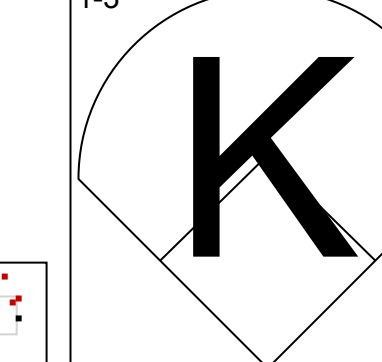
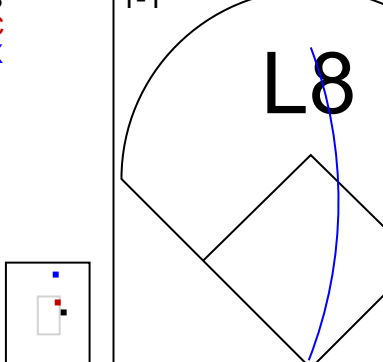
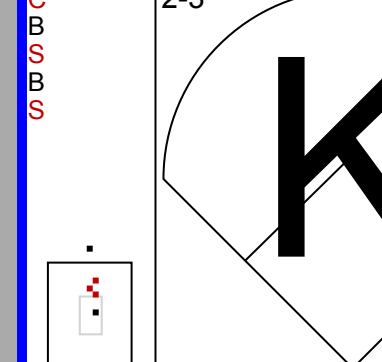

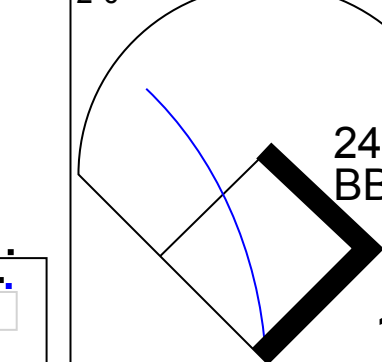
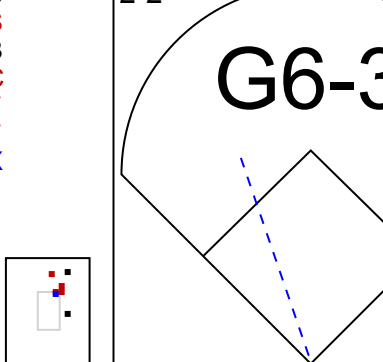
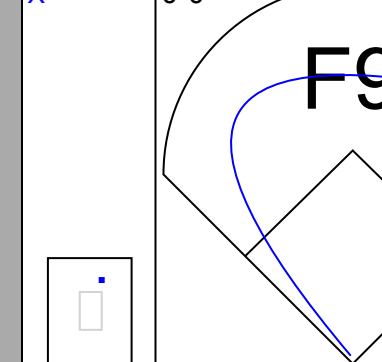
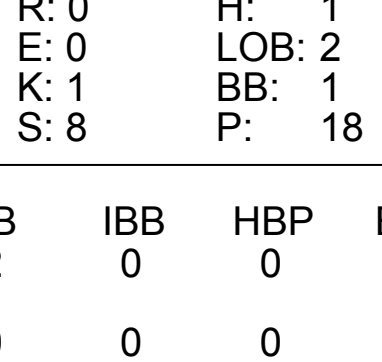
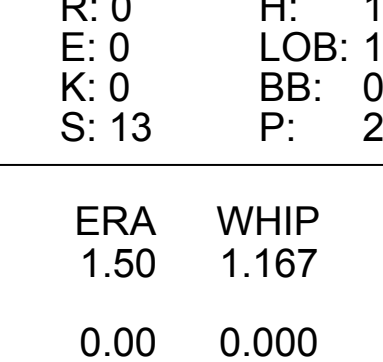
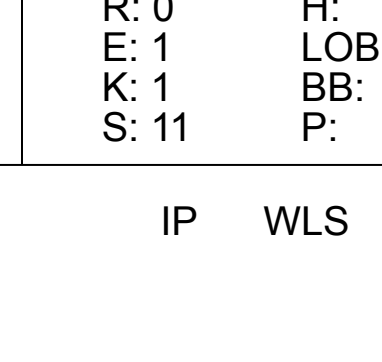

Batter	1	2	3	4	5	6	7	8	9	AB	R	H	RBI	BB	SO	LOB	BOTTOM						
24 Grady Sizemore, L OBP: 0.458, SLG: 0.800										4	0	1	0	0	1	1							
Jason Michaels, R OBP: 0.375, SLG: 0.875										3	0	0	0	0	1	2							
20 David Dellucci, L (8, FH) OBP: 0.333, SLG: 0.308										3	0	0	0	1	1	0							
48 Travis Hafner, L OBP: 0.458, SLG: 0.333										4	0	1	0	0	1	3							
25 Ryan Garko, R OBP: 0.286, SLG: 0.286										3	0	0	0	1	0	1							
Casey Blake, R OBP: 0.348, SLG: 0.474										4	1	2	1	0	1	0							
2 Jhonny Peralta, R OBP: 0.429, SLG: 0.706										4	0	0	0	0	1	2							
29 Josh Barfield, R OBP: 0.182, SLG: 0.238										3	0	0	0	0	1	2							
30 Andy Marte, R OBP: 0.190, SLG: 0.400										1	0	0	0	2	0	0							
10 Kelly Shoppach, R OBP: 0.429, SLG: 0.800																							
Inning Stats	R: 0 E: 0 K: 1 S: 7	H: 0 LOB: 0 BB: 0 P: 13	R: 0 E: 0 K: 0 S: 8	H: 1 LOB: 2 BB: 1 P: 15	R: 0 E: 0 K: 0 S: 10	H: 1 LOB: 2 BB: 2 P: 24	R: 0 E: 0 K: 1 S: 9	H: 0 LOB: 0 BB: 0 P: 14	R: 0 E: 0 K: 1 S: 5	H: 0 LOB: 0 BB: 0 P: 9	R: 0 E: 0 K: 2 S: 10	H: 1 LOB: 1 BB: 0 P: 16	R: 1 E: 0 K: 0 S: 12	H: 1 LOB: 1 BB: 1 P: 23	R: 0 E: 0 K: 2 S: 10	H: 0 LOB: 0 BB: 0 P: 14	R: 0 E: 0 K: 1 S: 8	H: 0 LOB: 0 BB: 0 P: 12	1B: 3 2B: 0 3B: 0 HR: 1	SF: 0 SAC: 0 DP: 1 HBP: 0	WP: 0 PB: 0 SB: 0 CS: 0	PA: 34	
PITCHER	IP WLS BF H R ER SO BB IBB HBP BLK WP HR S P ERA WHIP	6.2 W 27 4 1 1 5 4 0 0 0 0 0 1 58 109 1.35 1.200	0.1 H 1 0 0 0 0 0 0 0 0 0 0 3 5 0.00 0.000	1.0 H 3 0 0 0 2 0 0 0 0 0 0 10 14 0.00 0.000	1.0 S 3 0 0 0 1 0 0 0 0 0 0 0 8 12 0.00 0.000																		

Los Angeles Angels @ Cleveland Indians
Miller Park, Milwaukee, WI
Wed Apr 11 2007, 6:05 PM CDT
Att: 16,375 - Roof Closed - 62 F

AB	30
R	1
H	4
RBI	1
BB	4
SO	8
LOB	11



Batter	1	2	3	4	5	6	7	8	9	AB	R	H	RBI	BB	SO	LOB	TOP					
24 Gary Matthews, S (1, 8) OBP: 0.372, SLG: 0.306										4	0	0	0	0	1	2	Los Angeles Angels @ Cleveland Indians Miller Park, Milwaukee, WI Thu Apr 12 2007, 12:05 PM CDT Att: 17,090 - Roof Closed - 59 F					
Orlando Cabrera, R (1, 6) OBP: 0.326, SLG: 0.375										4	2	3	0	0	0	0						
27 Vladimir Guerrero, R (1, 10) OBP: 0.465, SLG: 0.703										3	0	2	1	1	0	0						
16 Garret Anderson, L (1, 7) OBP: 0.302, SLG: 0.429										4	0	0	0	0	1	4						
39 Robb Quinlan, R (1, 5)										3	0	0	0	0	1	3						
6 Maicer Izturis, S (6, 5)										1	0	0	0	0	0	1						
47 Howie Kendrick, R (1, 4) OBP: 0.308, SLG: 0.395										4	0	0	0	0	0	3						
Casey Kotchman, L (1, 3) OBP: 0.447, SLG: 0.516										4	0	0	0	0	0	0						
José Molina, R (1, 2) OBP: 0.286, SLG: 0.286										3	0	1	0	0	0	0						
32 Erick Aybar, S (9, PH) OBP: 0.500, SLG: 0.333										4	0	1	0	0	1	2						
77 Reggie Willits, S (1, 9) OBP: 0.357, SLG: 0.250																						
Inning Stats	R: 0 E: 0 K: 1 S: 7	H: 0 LOB: 0 BB: 0 P: 11	R: 0 E: 0 K: 0 S: 8	H: 0 LOB: 0 BB: 0 P: 10	R: 0 E: 0 K: 1 S: 10	H: 1 LOB: 1 BB: 0 P: 13	R: 0 E: 0 K: 1 S: 11	H: 2 LOB: 2 BB: 0 P: 17	R: 0 E: 0 K: 0 S: 8	H: 1 LOB: 1 BB: 0 P: 12	R: 1 E: 0 K: 1 S: 13	H: 2 LOB: 1 BB: 0 P: 26	R: 0 E: 0 K: 0 S: 8	H: 0 LOB: 0 BB: 0 P: 13	R: 1 E: 2 K: 0 S: 9	H: 1 LOB: 1 BB: 1 P: 21	R: 0 E: 0 K: 1 S: 9	H: 0 LOB: 1 BB: 1 P: 18	1B: 6 2B: 1 3B: 0 HR: 0	SF: 0 SAC: 0 DP: 0 HBP: 0	WP: 1 PB: 0 SB: 2 CS: 0	PA: 36
PITCHER	IP	WLS	BF	H	R	ER	SO	BB	IBB	HBP	BLK	WP	HR	S	P	ERA	WHIP					
45 Jeremy Sowers, L (1, 1) ERA: 2.08	7.0		27	6	1	1	3	0	0	0	0	1	0	65	102	1.29	0.857					
Roberto Hernandez, R (8, 1) ERA: 9.0	0.2		4	1	1	0	0	0	1	0	0	0	0	8	18	0.00	1.500					
46 Aaron Fultz, L (8, 1) ERA:	0.1	W	1	0	0	0	0	0	0	0	0	0	0	1	3	0.00	0.000					
47 Joe Borowski, R (9, 1) ERA: 6.75	1.0	S	4	0	0	0	1	1	0	0	0	0	0	9	18	0.00	1.000					

Batter	1	2	3	4	5	6	7	8	9	AB	R	H	RBI	BB	SO	LOB	BOTTOM				
24 Grady Sizemore, L (1, 8) OBP: 0.500, SLG: 0.909										2	2	1	1	2	0	0	Los Angeles Angels @ Cleveland Indians Miller Park, Milwaukee, WI Thu Apr 12 2007, 12:05 PM CDT Att: 17,090 - Roof Closed - 59 F				
Trot Nixon, L (1, 9) OBP: 0.450, SLG: 0.529										3	0	1	0	1	0	2					
Jason Michaels, R (8, FR) OBP: 0.375, SLG: 0.875										0	1	0	0	0	0	0					
48 Travis Hafner, L (1, 10) OBP: 0.464, SLG: 0.500										4	1	2	3	0	0	1					
20 David Dellucci, L (1, 7) OBP: 0.316, SLG: 0.294										4	0	1	0	0	1	1					
Casey Blake, R (1, 3) OBP: 0.333, SLG: 0.409										3	0	0	0	1	1	1					
2 Johnny Peralta, R (1, 6) OBP: 0.400, SLG: 0.619										4	0	1	0	0	0	2					
29 Josh Barfield, R (1, 4) OBP: 0.160, SLG: 0.208										3	0	0	0	0	0	2					
30 Andy Marte, R (1, 5) OBP: 0.174, SLG: 0.364										2	0	0	0	0	1	1					
25 Ryan Garko, R (7, PH) OBP: 0.250, SLG: 0.250										1	0	0	0	0	1	2					
10 Kelly Shoppach, R (1, 2) OBP: 0.400, SLG: 0.625										3	0	1	0	0	0	3					
Inning Stats	R: 0 E: 0 K: 0 S: 5	H: 1 LOB: 0 BB: 0 P: 8	R: 0 E: 0 K: 0 S: 8	H: 0 LOB: 0 BB: 0 P: 15	R: 0 E: 0 K: 1 S: 8	H: 1 LOB: 2 BB: 1 P: 18	R: 0 E: 0 K: 1 S: 5	H: 1 LOB: 0 BB: 0 P: 7	R: 0 E: 0 K: 0 S: 13	H: 1 LOB: 1 BB: 0 P: 20	R: 1 E: 0 K: 1 S: 7	H: 1 LOB: 0 BB: 0 P: 9	R: 0 E: 1 K: 1 S: 11	H: 0 LOB: 2 BB: 1 P: 19	R: 3 E: 0 K: 0 S: 15	H: 2 LOB: 1 BB: 2 P: 28	1B: 5 2B: 0 3B: 0 HR: 2	SF: 0 SAC: 1 DP: 2 HBP: 0	WP: 0 PB: 0 SB: 0 CS: 0	PA: 34	
PITCHER	IP	WLS	BF	H	R	ER	SO	BB	IBB	HBP	BLK	WP	HR	S	P	ERA	WHIP				
58 Dustin Moseley, L (1, 1) ERA: 1.5	6.0		24	5	1	1	3	2	0	0	0	0	0	52	89	1.50	1.167				
33 Justin Speier, R (7, 1) ERA: 1.23	1.0		3	0	0	0	1	0	0	0	0	0	0	5	7	0.00	0.000				
62 Scot Shields, R (8, 1) ERA: 3.68	1.0	L	7	2	3	3	0	2	0	0	0	0	1	15	28	27.00	4.000				

livebaseballscorecards.com



Batter	1	2	3	4	5	6	7	8	9	AB R H RBI BB SO LOB	TOP									
22 Scott Podsednik, L (1, 7) OBP: 0.387, SLG: 0.444	0-2 G1-3	2-2 F8		2-0 G6-3		2-3 K			2-0 E6 17 FC4-6	5 0 0 0 0 1 2	Chicago White Sox @ Cleveland Indians Jacobs Field, Cleveland, OH Fri Apr 13 2007, 7:05 PM EDT Att: 16,789 - Clear - 49 F									
17 Dann Ertad, L (1, 8) OBP: 0.294, SLG: 0.310	4-0 14 WP 25 S BB		1-3 K	1-1 G6-3		0-3 K			0-2 FC4-6 25 BB 1-2f	4 0 0 0 1 2 1										
25 Jim Thome, L (1, 10) OBP: 0.410, SLG: 0.487 38 Pablo Ozuna, R (9, PR) OBP: 0.167, SLG: 0.333 (9, 10)	2-3 K		3-1 G3		0-0 G1-3		3-2 K		4-1 14 G4-6-3 BB	4 0 0 0 1 2 1 0 0 0 0 0 0 0										
14 Paul Konerko, R (1, 3) OBP: 0.385, SLG: 0.387	3-0 P2		4-0 BB		3-0 23 WP HR		0-0 G1-3		1-0 G4-6-3	3 1 0 0 1 0 3										
23 Jermaine Dye, R (1, 9) OBP: 0.324, SLG: 0.429		3-2 12 1B 5 SF7 24 1B	0-3 K		2-2 HR		4-2 BB			3 2 2 2 1 1 1										
24 Joe Crede, R (1, 5) OBP: 0.306, SLG: 0.265		0-1 5 SF7 12 1B		2-1 5 HR 1B	2-2 12 BB 1B		0-3 K2-3			4 1 3 0 0 1 1										
12 A.J. Pierzynski, L (1, 2) OBP: 0.242, SLG: 0.172		2-1 1B		1-1 F8 1B	4-2 G6-4-3 BB			0-1 G4-3		3 0 1 0 1 0 1										
Tadahito Iguchi, R (1, 4) OBP: 0.280, SLG: 0.381		1-3 K		1-0 5 HR 1B	0-0 G6-4-3			2-1 L7		4 1 1 0 0 1 5										
5 Juan Uribe, R (1, 6) OBP: 0.355, SLG: 0.643		3-1 SF7		1-1 HR		2-3 K		0-0 G3		3 1 1 4 0 1 0										
Inning Stats	R: 0 E: 0 K: 1 S: 7	H: 0 LOB: 1 BB: 1 P: 16	R: 1 E: 0 K: 1 S: 15	H: 3 LOB: 2 BB: 0 P: 26	R: 0 E: 0 K: 2 S: 9	H: 0 LOB: 1 BB: 1 P: 17	R: 3 E: 0 K: 0 S: 10	H: 3 LOB: 0 BB: 0 P: 18	R: 2 E: 0 K: 0 S: 13	H: 2 LOB: 1 BB: 1 P: 24		R: 0 E: 0 K: 3 S: 11	H: 0 LOB: 0 BB: 0 P: 15	R: 0 E: 0 K: 2 S: 9	H: 0 LOB: 1 BB: 1 P: 16	R: 0 E: 1 K: 0 S: 6	H: 0 LOB: 2 BB: 1 P: 13	1B: 6 2B: 0 3B: 0 HR: 2	SF: 1 SAC: 0 DP: 2 HBP: 1	WP: 2 PB: 0 SB: 1 CS: 0
PITCHER	IP WLS BF H R ER SO BB IBB HBP BLK WP HR S P ERA WHIP											IP WLS BF H R ER SO BB IBB HBP BLK WP HR S P ERA WHIP								
55 Roberto Hernandez, R (1, 1) ERA: 12.46	4.1 L 23 7 6 6 4 2 0 1 0 0 2 2 47 88 12.46 2.077																			
Fernando Cabrera, R (5, 1) ERA: 3.38	2.2 10 1 0 0 5 2 0 0 0 0 0 0 27 44 0.00 1.125																			
Jason Davis, R (8, 1)	2.0 7 0 0 0 0 1 0 0 0 0 0 0 11 20 0.00 0.500																			

Batter	1	2	3	4	5	6	7	8	9	AB R H RBI BB SO LOB	BOTTOM											
24 Grady Sizemore, L (1, 8) OBP: 0.545, SLG: 0.917	2-2 1B 48 SF7 2B			4-0 1-2 BB		4-1 G3 BB		4-2 48 G4-6-3 BB		2 1 1 0 3 1 2	Chicago White Sox @ Cleveland Indians Jacobs Field, Cleveland, OH Fri Apr 13 2007, 7:05 PM EDT Att: 16,789 - Clear - 49 F											
Trot Nixon, L (1, 9) OBP: 0.417, SLG: 0.476 Jason Michaels, R (8, PH) OBP: 0.333, SLG: 0.778 (9, 9)	2-2 25 WP 1B		2-3 K	2-3 K		1-0 G3		2-2 F8		4 0 1 0 0 2 4 1 0 0 0 0 0 1												
48 Travis Hafner, L (1, 10) OBP: 0.394, SLG: 0.423	3-1 SF7		0-1 F7	3-2 K		1-1 G4-3		1-2 G4-6-3		4 0 0 1 0 1 5												
25 Ryan Garko, R (1, 3) OBP: 0.462, SLG: 0.462	1-2 G1-3		1-1 1B		0-1 20 1B 1B		0-0 20 2B 2 1B 1B		2-2 2 FC6-4 29 1B FC6-4	5 2 4 0 0 0 1												
20 David Dellucci, L (1, 7) OBP: 0.375, SLG: 0.409	0-0 F8		2-0 G4-3		0-1 30 FC6-4 1B		1-1 2 1B 2B		3-2 2 FC6-4 1B	5 0 3 0 0 0 2												
2 Jhonny Peralta, R (1, 6) OBP: 0.433, SLG: 0.600		4-2 10 WP 30 HBP BB		3-2 29 1B 30 1B 1B		0-2 F7		1-0 FC6-4		4 1 2 1 1 0 4												
29 Josh Barfield, R (1, 4) OBP: 0.167, SLG: 0.207		1-3 K		1-2 30 1B 1B		0-1 F7		2-2 FC6-4 DI		5 0 1 1 0 2 6												
30 Andy Marte, R (1, 5) OBP: 0.231, SLG: 0.375 Casey Blake, R (7, PH) OBP: 0.310, SLG: 0.375 (8, 5)	1-1 10 WP HBP		1-1 1B	0-2 24 BB 1B		1-2 FC6-4		0-2 P4		2 0 1 1 0 0 2 2 0 0 0 0 0 3												
10 Kelly Shoppach, R (1, 2) OBP: 0.286, SLG: 0.417		2-3 K		0-0 P2		2-3 K		3-3 K		4 0 0 0 0 3 6												
Inning Stats	R: 1 E: 0 K: 0 S: 13	H: 2 LOB: 1 BB: 0 P: 21	R: 0 E: 0 K: 3 S: 12	H: 0 LOB: 2 BB: 1 P: 23	R: 0 E: 0 K: 1 S: 8	H: 1 LOB: 0 BB: 0 P: 13	R: 1 E: 0 K: 2 S: 19	H: 3 LOB: 3 BB: 1 P: 32	R: 0 E: 0 K: 0 S: 12	H: 2 LOB: 2 BB: 0 P: 13		R: 0 E: 0 K: 1 S: 7	H: 0 LOB: 1 BB: 1 P: 15	R: 1 E: 0 K: 2 S: 14	H: 3 LOB: 2 BB: 0 P: 21	R: 0 E: 0 K: 0 S: 8	H: 0 LOB: 0 BB: 1 P: 15	R: 1 E: 0 K: 0 S: 13	H: 2 LOB: 1 BB: 0 P: 21	1B: 11 2B: 2 3B: 0 HR: 0	SF: 1 SAC: 0 DP: 1 HBP: 1	WP: 2 PB: 0 SB: 0 CS: 0
PITCHER	IP WLS BF H R ER SO BB IBB HBP BLK WP HR S P ERA WHIP											IP WLS BF H R ER SO BB IBB HBP BLK WP HR S P ERA WHIP										
Javier Vazquez, R (1, 1) ERA: 1.5	0.2 4 2 1 1 0 0 0 0 0 0 0 6 9 13.50 3.000																					
51 Andrew Sisco, L (6, 1) ERA: 3.89	1.0 H 4 1 0 0 2 0 0 0 0 0 0 11 17 0.00 1.000																					
54 David Aardsma, R (7, 1) ERA: 1.13	1.0 H 3 0 0 0 0 1 0 0 0 0 0 8 15 0.00 1.000																					
37 Matt Thornton, L (8, 1) ERA: 6.0	1.0 S 5 2 1 1 0 0 0 0 0 0 0 0 13 21 9.00 2.000																					
45 Bobby Jenks, R (9, 1) ERA: 4.05																						

Batter	1	2	3	4	5	6	7	8	9	AB R H RBI BB SO LOB	TOP									
22 Scott Podsednik, L (1.7) OBP: 0.389, SLG: 0.469	0-1 FC4 17 1B		2-2 F7		1-0 FC3-6		1-0 L6		1-1 2B	5 0 2 0 0 0 2	Chicago White Sox @ Cleveland Indians Jacobs Field, Cleveland, OH Sat Apr 14 2007, 1:05 PM EDT Att: 18,082 - Overcast - 45 F									
17 Dann Ertstad, L (1.8) OBP: 0.266, SLG: 0.265	0-1 FC4 25 FC4-6 1-2		2-1 G4-3		1-2 G4-3			3-3 K	1-2 P5	5 0 0 0 0 1 5										
25 Jim Thome, L (1.10) OBP: 0.442, SLG: 0.515	0-0 FC4-6 1-2			3-2 FC6-4 24 1B		3-1 14 1B 2B		4-2 23 1B BB		3 0 2 0 1 0 1										
14 Paul Konerko, R (1.3) OBP: 0.372, SLG: 0.371	0-3 K			2-2 F8		2-0 1B		2-2 F9		4 0 1 0 0 1 3										
23 Jermaine Dye, R (1.9) OBP: 0.316, SLG: 0.406		1-1 G6-3		1-3 K		0-3 1B		2-2 1B		4 0 1 0 0 2 3										
24 Joe Crede, R (1.5) OBP: 0.275, SLG: 0.237		0-3 K		0-2 FC6-4		2-1 P3		0-3 K		4 0 0 0 0 2 5										
12 A.J. Pierzynski, L (1.2) OBP: 0.243, SLG: 0.162		2-0 1B			0-1 G4-3		1-1 P6		2-2 P6	4 0 1 0 0 0 2										
Tadahito Iguchi, R (1.4) OBP: 0.310, SLG: 0.375		2-0 L4			4-2 FC3-6 22 5 BB		2-2 G1-3		0-2 22 2B 1B	3 0 1 0 1 0 1										
5 Juan Uribe, R (1.6) OBP: 0.343, SLG: 0.581			1-3 K		4-1 FC3-6 22 BB		0-0 P5		1-2 P3	3 0 0 0 1 1 1										
Inning Stats	R: 0 E: 0 K: 1 S: 9	H: 1 LOB: 1 BB: 0 P: 9	R: 0 E: 0 K: 1 S: 7	H: 1 LOB: 1 BB: 0 P: 12	R: 0 E: 0 K: 1 S: 8	H: 0 LOB: 0 BB: 0 P: 13	R: 0 E: 0 K: 1 S: 12	H: 1 LOB: 1 BB: 0 P: 18	R: 0 E: 0 K: 0 S: 10	H: 2 LOB: 2 BB: 0 P: 18	R: 0 E: 0 K: 0 S: 19	H: 0 LOB: 2 BB: 0 P: 8	R: 0 E: 0 K: 2 S: 19	H: 1 LOB: 2 BB: 1 P: 30	R: 0 E: 0 K: 0 S: 16	H: 2 LOB: 2 BB: 0 P: 21	1B: 6 2B: 2 3B: 0 HR: 0	SF: 0 SAC: 0 DP: 0 HBP: 0	WP: 0 PB: 0 CS: 0	PA: 38
PITCHER	IP WLS BF H R ER SO BB IBB HBP BLK WP HR S P ERA WHIP																			
Paul Byrd, R (1.1) ERA: 3.97	6.0 W 25 5 0 0 5 2 0 0 0 0 0 0 55 89 0.00 1.167																			
40 Tom Mastny, R (7.1) ERA: 4.50	0.2 H 2 0 0 0 0 0 0 0 0 0 0 0 4 6 0.00 0.000																			
46 Aaron Fultz, L (7.1) ERA: 2.08	0.2 H 3 0 0 0 1 1 0 0 0 0 0 0 9 17 0.00 1.500																			
63 Rafael Betancourt, R (8.1) ERA: 2.08	1.1 S 7 3 0 0 1 0 0 0 0 0 0 0 24 32 0.00 2.250																			
47 Joe Borowski, R (9.1) ERA: 6.23	0.1 S 1 0 0 0 0 0 0 0 0 0 0 0 3 4 0.00 0.000																			

Batter	1	2	3	4	5	6	7	8	9	AB R H RBI BB SO LOB	BOTTOM									
24 Grady Sizemore, L (1.8) OBP: 0.486, SLG: 0.786	3-2 P6		0-0 F9		3-1 G3		2-2 K			4 0 0 0 0 1 1	Chicago White Sox @ Cleveland Indians Jacobs Field, Cleveland, OH Sat Apr 14 2007, 1:05 PM EDT Att: 18,082 - Overcast - 45 F									
Jason Michaels, R (1.7) OBP: 0.482, SLG: 0.917	4-1 CS BB		3-2 1B		2-3 K		3-1 E 48 3B			3 1 2 1 1 1 0										
48 Travis Hafner, L (1.10) OBP: 0.351, SLG: 0.367	1-3 K		0-0 P2		2-0 P5		1-1 E4			4 0 0 0 0 1 2										
25 Ryan Garko, R (1.3) OBP: 0.471, SLG: 0.647		0-2 HR	1-0 F9		1-2 1B		3-1 K			4 1 2 1 0 1 2										
Casey Blake, R (1.9) OBP: 0.303, SLG: 0.357		2-0 F9		0-1 P4		0-0 FC6-4 29 1B		1-2 F9		4 0 1 0 0 0 0										
2 Johnny Peralta, R (1.6) OBP: 0.412, SLG: 0.536		3-1 G5-3		2-3 K		1-0 F9		4-2 30 S BB		3 0 0 0 1 1 2										
29 Josh Barfield, R (1.4) OBP: 0.206, SLG: 0.333		0-1 HR		2-1 1B		1-1 FC6-4		1-1 F8		4 1 2 1 0 0 3										
30 Andy Marte, R (1.5) OBP: 0.233, SLG: 0.357		1-2 1B		3-1 F9		1-0 L9		1-2 F9		4 0 1 0 0 0 2										
10 Kelly Shoppach, R (1.2) OBP: 0.294, SLG: 0.357		2-3 K		1-2 G5-3		4-2 3B BB				2 1 0 0 1 1 1										
Inning Stats	R: 0 E: 0 K: 1 S: 11	H: 0 LOB: 0 BB: 1 P: 19	R: 2 E: 0 K: 1 S: 17	H: 3 LOB: 1 BB: 0 P: 25	R: 0 E: 0 K: 0 S: 7	H: 1 LOB: 1 BB: 0 P: 11	R: 0 E: 0 K: 1 S: 9	H: 1 LOB: 1 BB: 0 P: 16	R: 0 E: 0 K: 0 S: 11	H: 0 LOB: 0 BB: 0 P: 17	R: 0 E: 0 K: 0 S: 8	H: 2 LOB: 2 BB: 0 P: 13	R: 2 E: 1 K: 2 S: 13	H: 1 LOB: 1 BB: 1 P: 26	R: 0 E: 0 K: 0 S: 13	H: 0 LOB: 1 BB: 1 P: 20	1B: 5 2B: 0 3B: 1 HR: 2	SF: 0 SAC: 0 DP: 0 HBP: 0	WP: 0 PB: 0 CS: 1	PA: 35
PITCHER	IP WLS BF H R ER SO BB IBB HBP BLK WP HR S P ERA WHIP																			
50 John Danks, L (1.1) ERA: 3.97	5.1 L 23 7 2 2 4 1 0 0 0 0 0 0 11 23 6.75 1.500																			
46 Nick Masset, R (6.1) ERA: 5.0	1.1 6 1 2 1 1 1 0 0 0 0 0 0 11 23 6.75 1.500																			
51 Andrew Sisco, L (7.1) ERA: 3.0	1.1 6 0 0 0 1 1 0 0 0 0 0 0 18 28 0.00 0.750																			

Batter	1	2	3	4	5	6	7	8	9	AB	R	H	RBI	BB	SO	LOB	TOP					
38 Pablo Ozuna, R OBP: 0.300, SLG: 0.400	F9		G1-3			14 BB 23 1B		14 G1-3 17 SH2-4		4	1	2	0	0	0	0	Chicago White Sox @ Cleveland Indians Jacobs Field, Cleveland, OH Sun Apr 15 2007, 1:05 PM EDT Att: 14,887 - Cloudy - 39 F					
17 Darin Erstad, L OBP: 0.262, SLG: 0.270	1B			K		K		SH2-4		3	0	1	0	0	2	1						
14 Paul Konerko, R OBP: 0.362, SLG: 0.342	F9			F7		23 1B BB		G1-3		3	0	0	0	1	0	2						
23 Jermaine Dye, R OBP: 0.357, SLG: 0.412	K			BB		1-2 2H 1B		BB		2	0	1	1	2	1	1						
24 Joe Crede, R OBP: 0.256, SLG: 0.220 Rob Mackowiak, L OBP: 0.143, SLG: 0.143	F7		G4-3			K		G1-5-3		3	0	0	0	0	1	3						
Tadahito Iguchi, R OBP: 0.303, SLG: 0.357	G4-3					1B				4	0	1	0	0	2	0						
5 Juan Uribe, R OBP: 0.316, SLG: 0.529 22 Scott Podsednik, L OBP: 0.378, SLG: 0.455	K					K		L7		3	0	0	0	0	2	1						
32 Brian Anderson, R OBP: 0.143, SLG: 0.286 25 Jim Thome, L OBP: 0.455, SLG: 0.529 8 Alex Cintron, S OBP: 0.200, SLG: 0.111	K		K			K		F7		3	0	0	0	0	2	1						
55 Gustavo Molina, R OBP: 0.237, SLG: 0.176	G5-3					K		1B		1	0	1	0	0	0	0						
12 A.J. Pierzynski, L OBP: 0.237, SLG: 0.176						K		F9		3	0	0	0	0	1	1						
Inning Stats	R: 0 E: 0 K: 1 S: 9	H: 1 LOB: 1 BB: 0 P: 12	R: 0 E: 0 K: 1 S: 8	H: 0 LOB: 0 BB: 0 P: 10	R: 0 E: 0 K: 1 S: 6	H: 0 LOB: 0 BB: 0 P: 7	R: 0 E: 0 K: 1 S: 7	H: 0 LOB: 0 BB: 1 P: 13	R: 0 E: 0 K: 3 S: 10	H: 0 LOB: 0 BB: 0 P: 17	R: 1 E: 0 K: 3 S: 17	H: 2 LOB: 2 BB: 1 P: 26	R: 0 E: 0 K: 0 S: 7	H: 1 LOB: 1 BB: 0 P: 12	R: 0 E: 0 K: 2 S: 9	H: 1 LOB: 2 BB: 1 P: 16	R: 0 E: 0 K: 2 S: 10	H: 1 LOB: 1 BB: 0 P: 16	1B: 6 2B: 0 3B: 0 HR: 0	SF: 0 SAC: 1 DP: 0 HBP: 0	WP: 0 PB: 0 CS: 0	PA: 36
PITCHER	IP WLS BF H R ER SO BB IBB HBP BLK WP HR S P ERA WHIP	8.0 W 32 5 1 1 10 3 0 0 0 0 0 73 113 1.12 1.000	1.0 S 4 1 0 0 2 0 0 0 0 0 0 10 16 0.00 1.000	PITCHER																		

Batter	1	2	3	4	5	6	7	8	9	AB	R	H	RBI	BB	SO	LOB	BOTTOM					
24 Grady Sizemore, L OBP: 0.488, SLG: 0.774	PB G6-3 2B	F7		BB		K				3	1	1	1	1	1	3	Chicago White Sox @ Cleveland Indians Jacobs Field, Cleveland, OH Sun Apr 15 2007, 1:05 PM EDT Att: 14,887 - Cloudy - 39 F					
Trot Nixon, L OBP: 0.370, SLG: 0.417 Jason Michaels, R OBP: 0.429, SLG: 0.846	G6-3	G6-3		K		K				3	0	0	1	0	1	5						
48 Travis Hafner, L OBP: 0.341, SLG: 0.333	25 L BB		G3	G4-3		K				3	0	0	0	1	1	3						
25 Ryan Garko, R OBP: 0.381, SLG: 0.524	E5		G5-3		G1-3		F8			4	0	0	0	0	0	1						
20 David Dellucci, L OBP: 0.321, SLG: 0.346	G3		F7		L9			K		4	0	0	0	0	1	2						
Casey Blake, R OBP: 0.297, SLG: 0.323	K			2 E 24 BB 2 FC5 BB	G6-3			K		3	1	0	0	1	2	2						
2 Johnny Perally, R OBP: 0.395, SLG: 0.484		10 E BB		FC5 24 BB		K		F9		3	0	0	0	1	1	1						
Mike Rouse, L	1 SAFE	P3		K		10 F8 10 S BB				2	0	0	0	1	1	3						
10 Kelly Shoppach, R OBP: 0.300, SLG: 0.313	FC3			24 BB BB		F8				2	0	0	0	1	0	2						
Inning Stats	R: 1 E: 1 K: 1 S: 14	H: 1 LOB: 2 BB: 1 P: 24	R: 0 E: 1 K: 0 S: 10	H: 0 LOB: 2 BB: 1 P: 18	R: 0 E: 0 K: 0 S: 6	H: 0 LOB: 0 BB: 0 P: 9	R: 1 E: 1 K: 2 S: 17	H: 0 LOB: 3 BB: 3 P: 35	R: 0 E: 0 K: 0 S: 9	H: 0 LOB: 0 BB: 0 P: 15	R: 0 E: 0 K: 2 S: 9	H: 0 LOB: 1 BB: 1 P: 19	R: 0 E: 0 K: 2 S: 10	H: 0 LOB: 0 BB: 0 P: 11	R: 0 E: 0 K: 2 S: 8	H: 0 LOB: 0 BB: 0 P: 13		R: 0 E: 0 K: 2 S: 10	H: 0 LOB: 0 BB: 0 P: 13	1B: 0 2B: 1 3B: 0 HR: 0	SF: 0 SAC: 0 DP: 0 HBP: 0	WP: 0 PB: 1 CS: 0
PITCHER	IP WLS BF H R ER SO BB IBB HBP BLK WP HR S P ERA WHIP	5.0 L 24 1 2 0 3 5 0 0 0 0 0 6 15 0.00 1.200	0.2 3 0 0 0 1 1 0 0 0 0 0 0 6 15 0.00 1.500	0.1 1 0 0 0 1 0 0 0 0 0 0 0 3 4 0.00 0.000	2.0 6 0 0 0 4 0 0 0 0 0 0 0 18 24 0.00 0.000	PITCHER																

Batter	1	2	3	4	5	6	7	8	9	AB	R	H	RBI	BB	SO	LOB	TOP			
24 Grady Sizemore, L OBP: 0.467, SLG: 0.706	4-2 48 G4-3 41 BB G6-3 BB	1-2 L7		1-2 SAFE K			3-3 K			3	1	0	0	1	2	3				
Jason Michaels, R OBP: 0.389, SLG: 0.688	4-1 41 G6-3 48 G4-3 BB		3-2 F9		2-1 F9		2-0 G2-3			3	0	0	0	1	0	0				
48 Travis Hafner, L OBP: 0.356, SLG: 0.432	2-2 G4-3		3-2 HR		2-2 1B			2-3 K		4	1	2	1	0	1	2				
41 Victor Martinez, S OBP: 0.474, SLG: 0.500	1-1 G6-3		0-1 G6-3		0-0 F8			3-2 G5-3		4	0	0	1	0	0	2				
25 Ryan Garko, R OBP: 0.320, SLG: 0.440	1-2 L6		0-3 K		3-1 P4			0-2 G1-3		4	0	0	0	0	1	2				
Casey Blake, R OBP: 0.317, SLG: 0.371		3-2 2 BB 1B		2-2 29 G4-3 30 1B 2B		3-2 P6		2-0 P2		4	1	2	0	0	0	0				
2 Jhonny Perella, R OBP: 0.361, SLG: 0.441		4-0 BB		3-3 K		0-0 F8		2-1 G6-3		3	0	0	0	1	1	1				
29 Josh Barfield, R OBP: 0.184, SLG: 0.297		2-2 P3		0-1 G4-3		3-2 F9		1-0 F9		4	0	0	0	0	0	3				
30 Andy Marte, R OBP: 0.242, SLG: 0.355		0-1 F7		2-2 3H 1B				1-0 G6-3		3	0	1	1	0	0	2				
Inning Stats	R: 1 E: 0 K: 0 S: 11	H: 0 LOB: 1 BB: 2 P: 23	R: 0 E: 0 K: 0 S: 12	H: 1 LOB: 2 BB: 2 P: 22	R: 1 E: 0 K: 1 S: 13	H: 1 LOB: 0 BB: 0 P: 19	R: 1 E: 0 K: 2 S: 16	H: 2 LOB: 1 BB: 0 P: 24	R: 0 E: 0 K: 0 S: 9	H: 0 LOB: 0 BB: 0 P: 13	R: 0 E: 0 K: 1 S: 7	H: 0 LOB: 0 BB: 0 P: 13	R: 0 E: 0 K: 1 S: 10	H: 0 LOB: 0 BB: 0 P: 15	R: 0 E: 0 K: 0 S: 4	H: 0 LOB: 0 BB: 0 P: 9	1B: 3 2B: 1 3B: 0 HR: 1	SF: 0 SAC: 0 DP: 0 HBP: 0	WP: 0 PB: 0 SB: 0 CS: 0	PA: 35
PITCHER	IP WLS BF H R ER SO BB IBB HBP BLK WP HR S P ERA WHIP	5.0 W 23 5 3 3 3 3 0 0 0 0 0 1 61 104 5.40 1.600	6.1 1.1 4 0 0 0 0 0 0 0 0 0 0 0 8 15 0.00 0.000	7.1 1.2 5 0 0 0 2 0 0 0 0 0 0 0 16 26 0.00 0.000	9.1 1.0 3 0 0 0 0 0 0 0 0 0 0 0 4 9 0.00 0.000															

Cleveland Indians @ New York Yankees
Yankee Stadium, Bronx, NY
Tue Apr 17 2007, 7:05 PM EDT
Att. 38,438 - Rain - 48 F


AB 32
R 3
H 5
RBI 3
BB 3
SO 5
LOB 15



Batter	1	2	3	4	5	6	7	8	9	AB	R	H	RBI	BB	SO	LOB	BOTTOM				
18 Johnny Damon, L OBP: 0.415, SLG: 0.500	4-2 2 1B 13 1B BB	1-0 G6-3 1B 2B	2-2 F7			4-2 1B BB	2-2 FC6-4			3	2	1	1	2	0	1					
2 Derek Jeter, R OBP: 0.390, SLG: 0.327 Miguel Cairo, R	2-1 25 BB 13 1B 20 SF8 1B	3-2 G6-3	1-3 K			1-1 F8	1-1 F7			5	1	1	0	0	1	3					
Bobby Abreu, L OBP: 0.356, SLG: 0.360 19 Kevin Thompson, R OBP: 0.500, SLG: 1.000	1-3 K	1-1 13 13 HR 1B		4-2 13 FC6-4 BB		2-0 1B	1-3 1B		2-3 K	4	1	2	1	1	2	2					
13 Alex Rodriguez, R OBP: 0.448, SLG: 0.979	0-0 20 SF8 25 BB 1B	2-2 1H HR		1-1 FC6-4 1B		1-0 F8	1-3 K			5	1	2	3	0	1	3					
25 Jason Giambi, L OBP: 0.333, SLG: 0.383	4-1 24 FC6-4 BB	3-2 20 HR 1B		3-2 20 G1-6-3 1B		1-1 P6	4-2 BB			3	1	2	0	2	0	2					
20 Jorge Posada, S OBP: 0.408, SLG: 0.568 Wil Nieves, R	3-1 SF8	3-1 1H HR		1-0 G1-6-3		1-0 G1-6-3	1-3 K		1-0 P5	3	1	1	3	0	1	2					
24 Robinson Cano, L OBP: 0.352, SLG: 0.333	2-0 FC6-4	1-1 E5			2-1 F8		4-0 11 BB 18 FC6-4 28 E BB			3	1	0	0	1	0	2					
28 Melky Cabrera, S OBP: 0.204, SLG: 0.174		G3			2-2 F7		1-1 E5 11 BB E			4	1	0	0	0	0	2					
11 Doug Mientkiewicz, L OBP: 0.250, SLG: 0.250		2-2 HR		1-2 F7		1-1 F7	4-2 18 FC6-4 BB			3	1	1	1	1	0	0					
Inning Stats	R: 2 E: 0 K: 1 S: 14	H: 2 LOB: 2 BB: 2 P: 30	R: 6 E: 1 K: 0 S: 22	H: 6 LOB: 1 BB: 0 P: 40	R: 0 E: 0 K: 1 S: 9	H: 0 LOB: 0 BB: 0 P: 13	R: 0 E: 0 K: 0 S: 8	H: 1 LOB: 1 BB: 1 P: 17	R: 0 E: 0 K: 0 S: 8	H: 0 LOB: 0 BB: 0 P: 13	R: 0 E: 0 K: 0 S: 8	H: 1 LOB: 2 BB: 1 P: 17	R: 2 E: 2 K: 1 S: 14	H: 0 LOB: 1 BB: 2 P: 27	R: 0 E: 0 K: 2 S: 10	H: 0 LOB: 1 BB: 1 P: 18	1B: 6 2B: 1 3B: 0 HR: 3	SF: 1 SAC: 0 DP: 1 HBP: 0	WP: 0 PB: 0 SB: 1 CS: 0	PA: 42	
PITCHER	IP WLS BF H R ER SO BB IBB HBP BLK WP HR S P ERA WHIP	1.2 L 15 1 0 0 1 1 0 0 0 0 0 3 33 64 43.20 6.000	2.1 9 1 0 0 1 1 0 0 0 0 0 0 20 36 0.00 0.857	5.1 2.0 8 1 0 0 0 1 0 0 0 0 0 16 30 0.00 1.000	7.1 1.0 6 0 2 0 1 2 0 0 0 0 0 14 27 2.00 2.000	8.1 1.0 4 0 0 0 2 1 0 0 0 0 0 10 18 0.00 1.000															

Cleveland Indians @ New York Yankees
Yankee Stadium, Bronx, NY
Tue Apr 17 2007, 7:05 PM EDT
Att. 38,438 - Rain - 48 F

AB 34
R 10
H 10
RBI 9
BB 7
SO 5
LOB 18

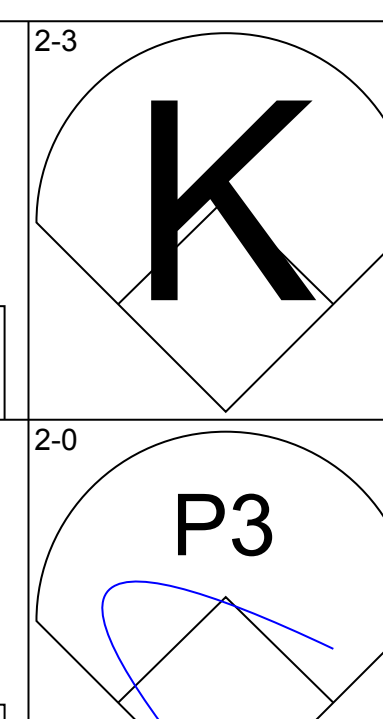
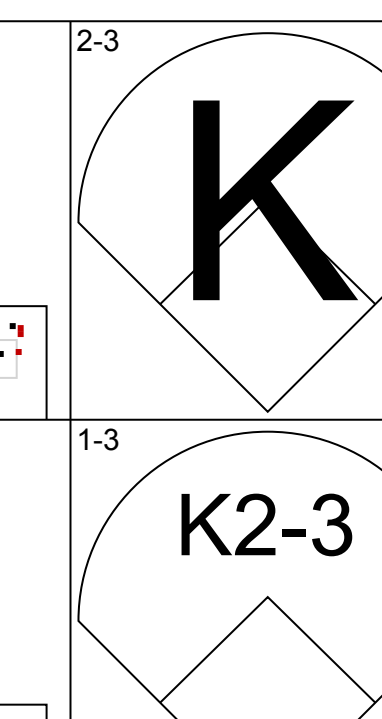
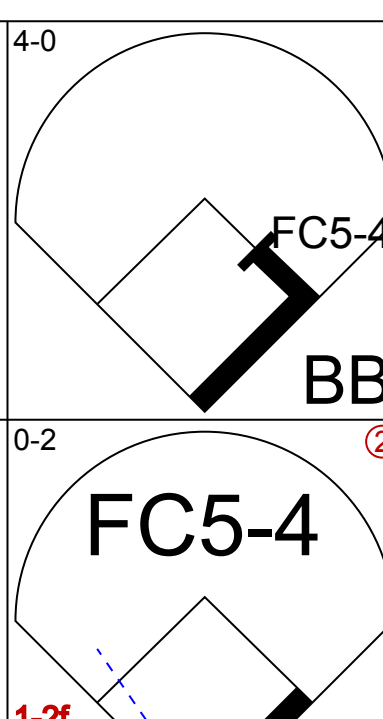
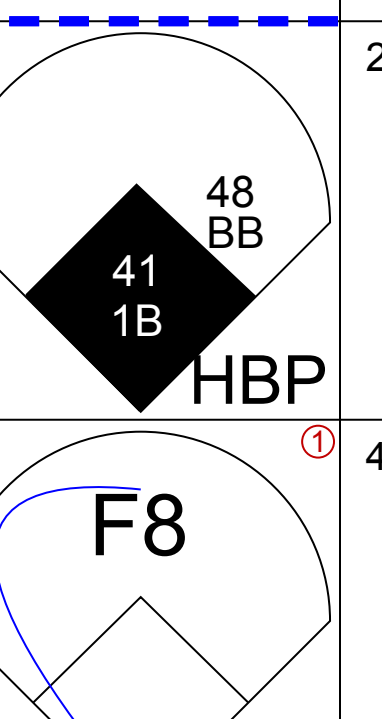
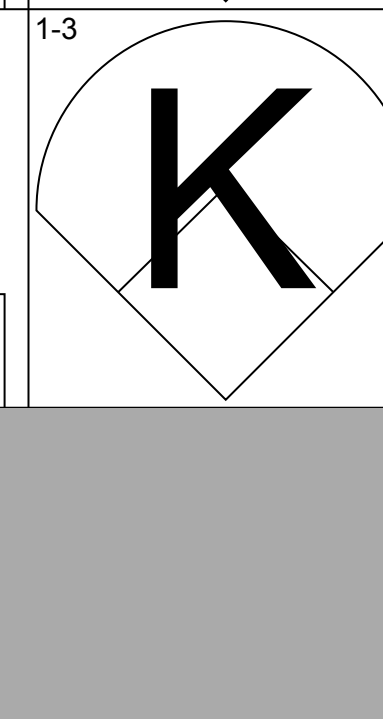

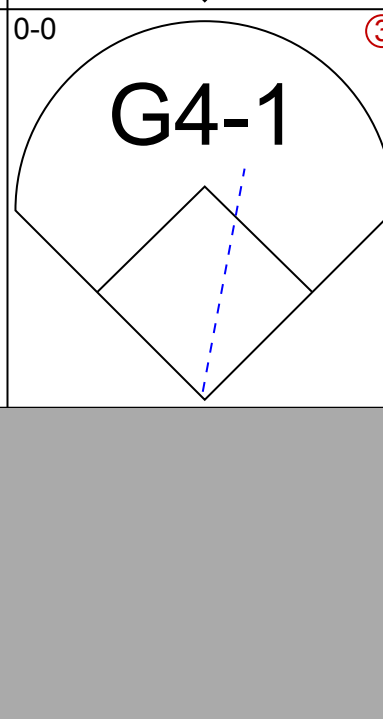
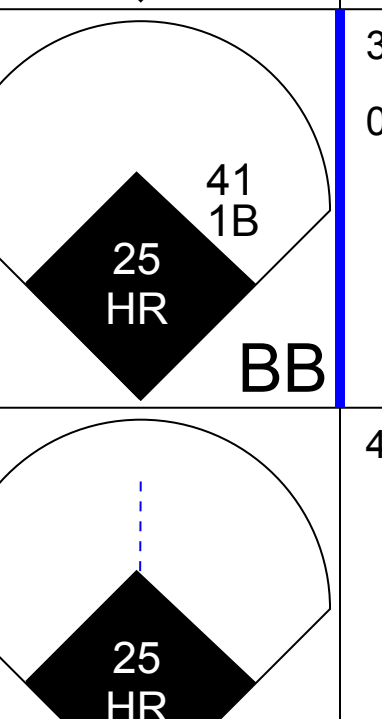

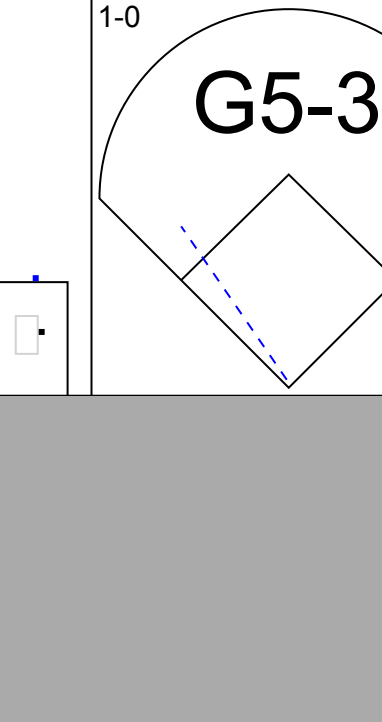

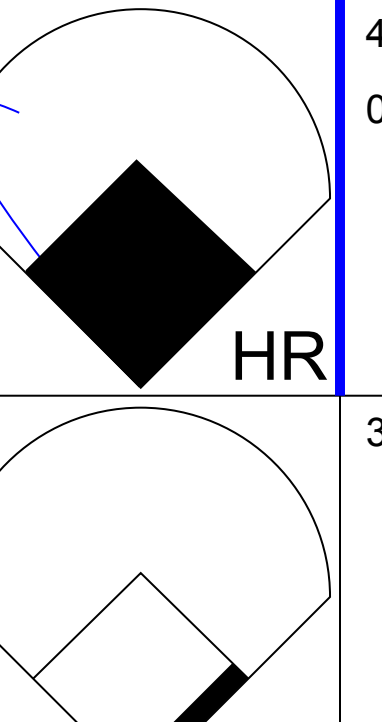
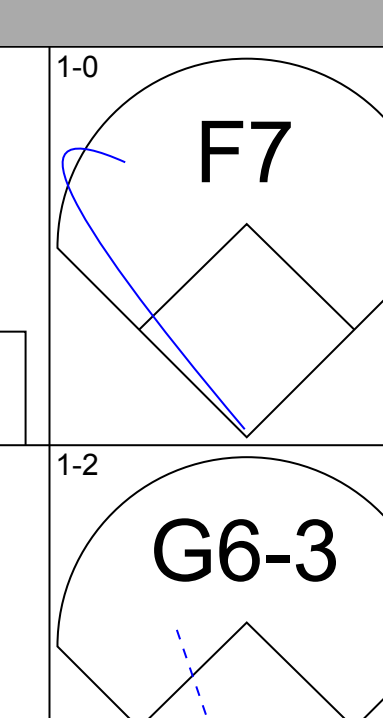
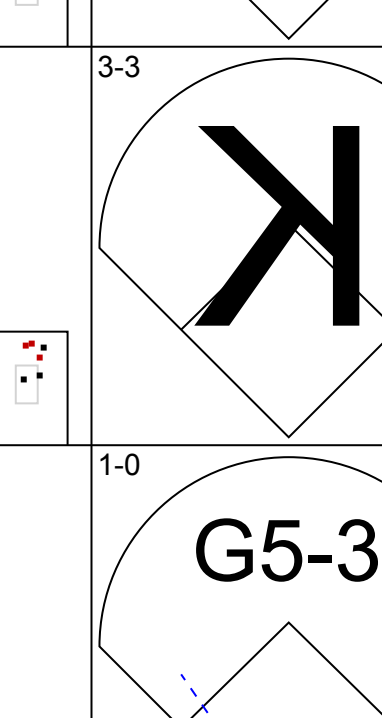
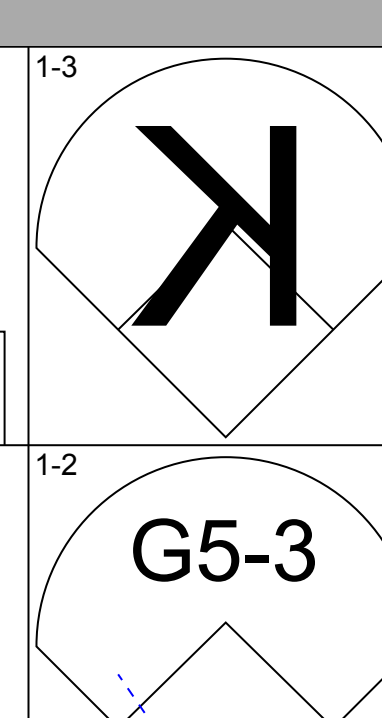
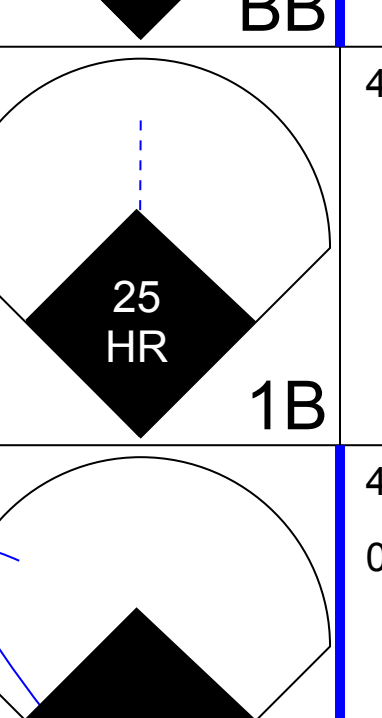
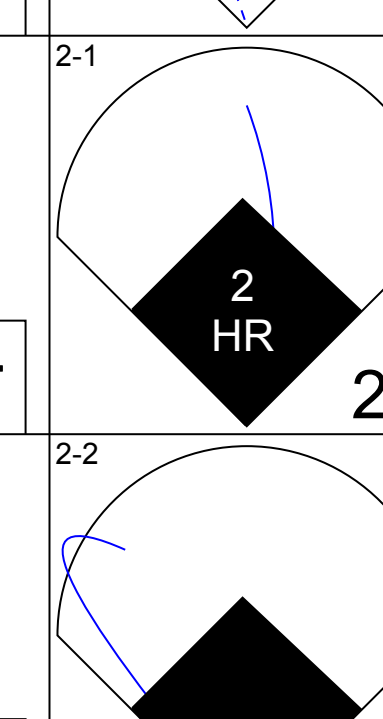

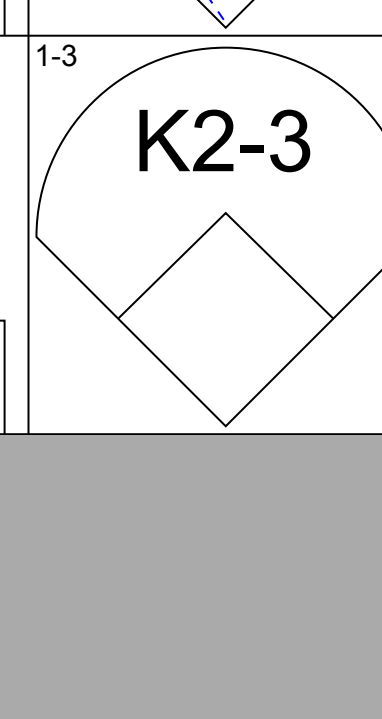
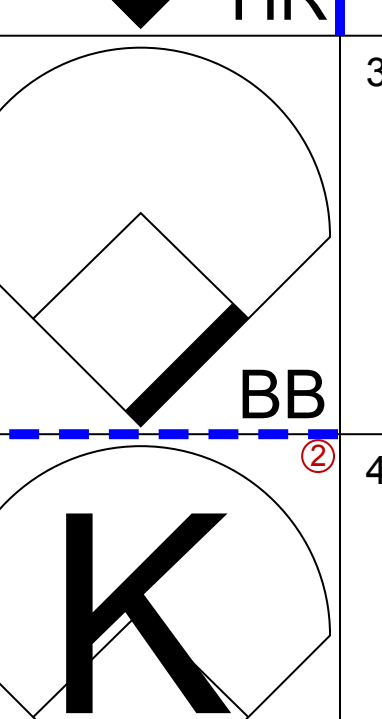
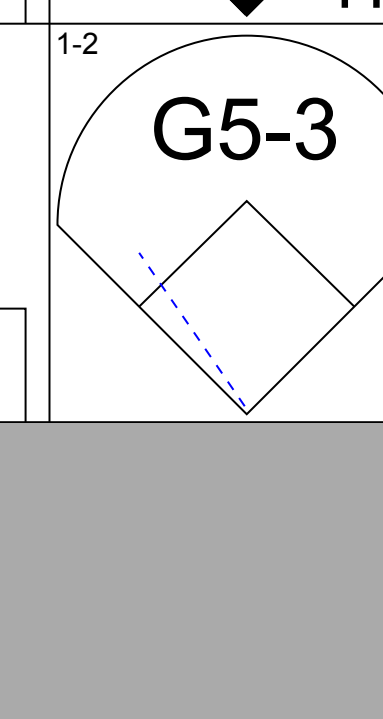
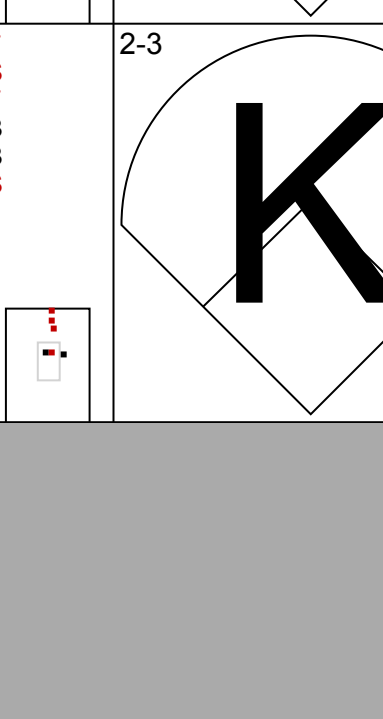

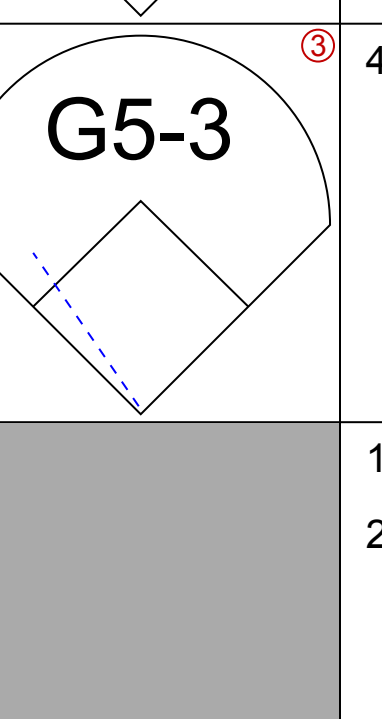
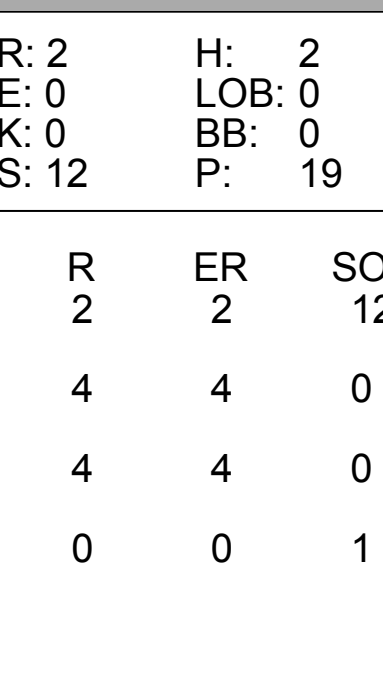
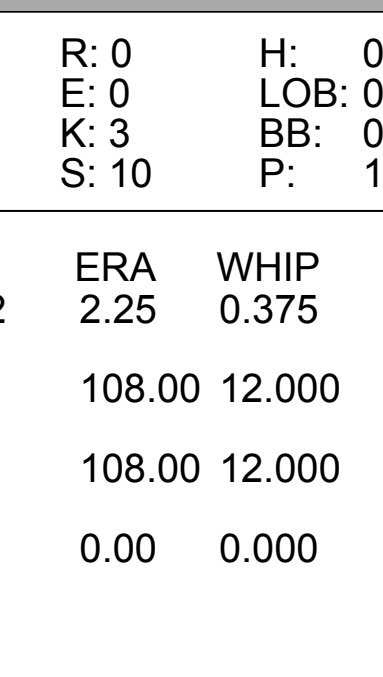
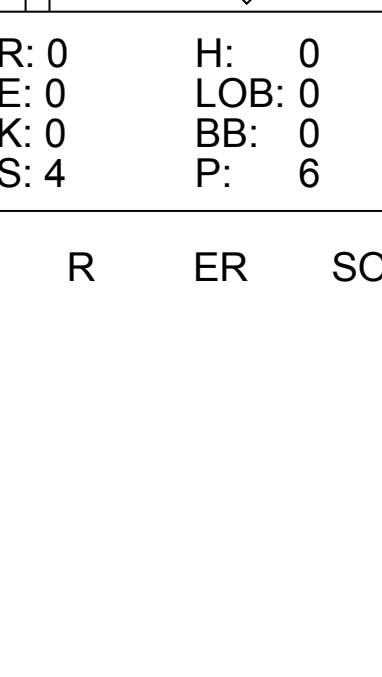
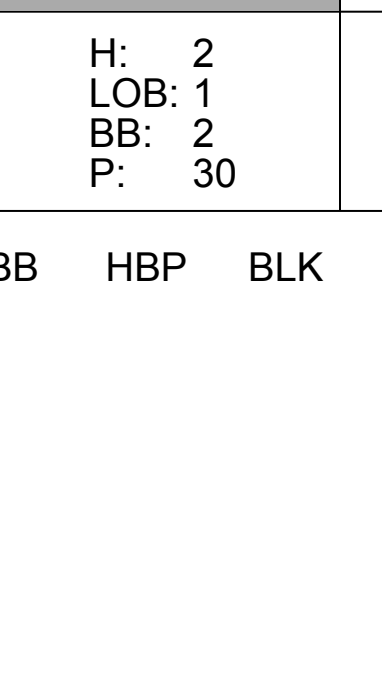


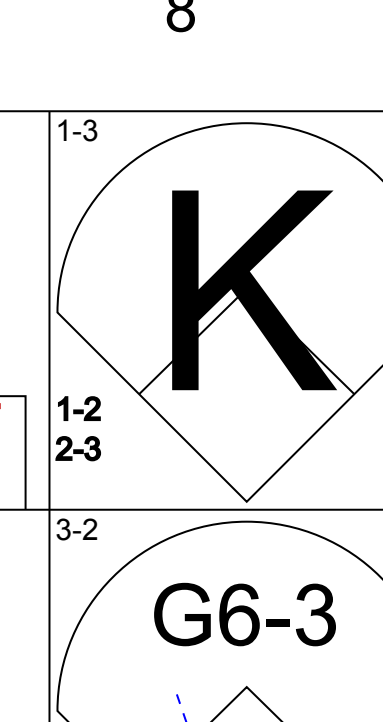






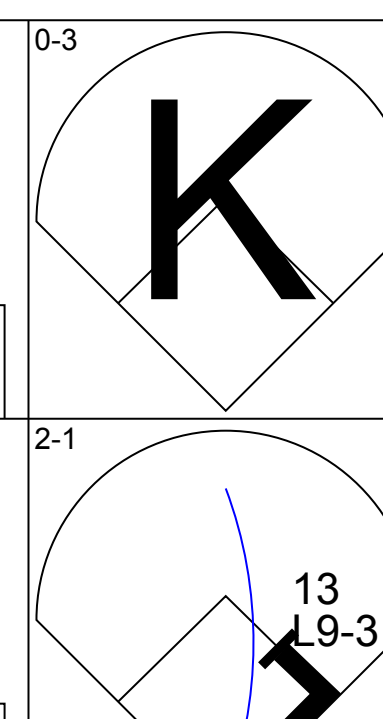
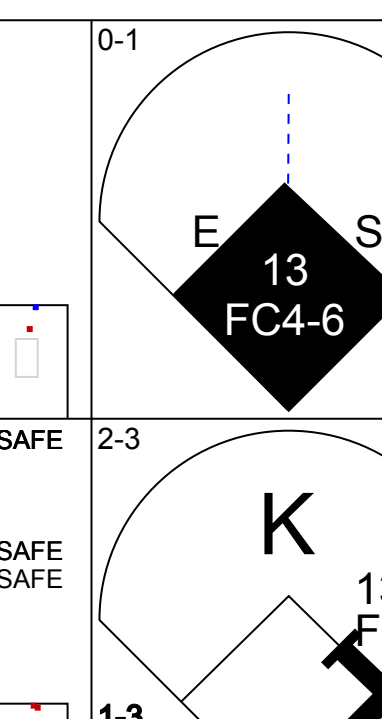
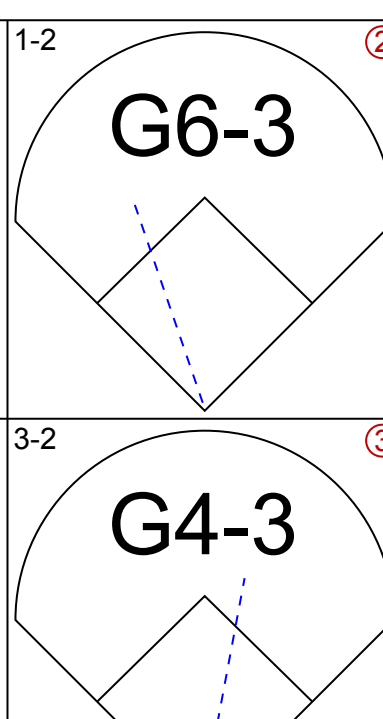
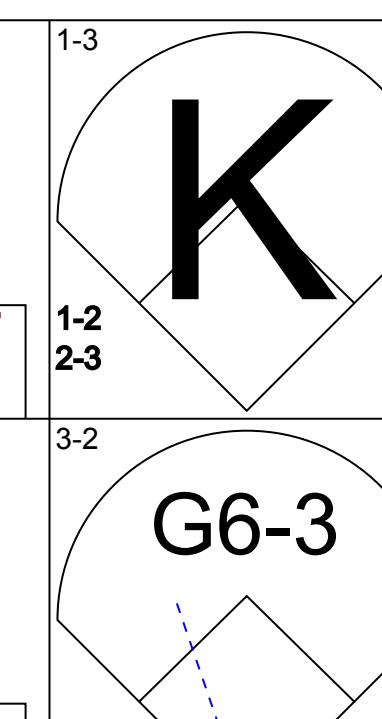
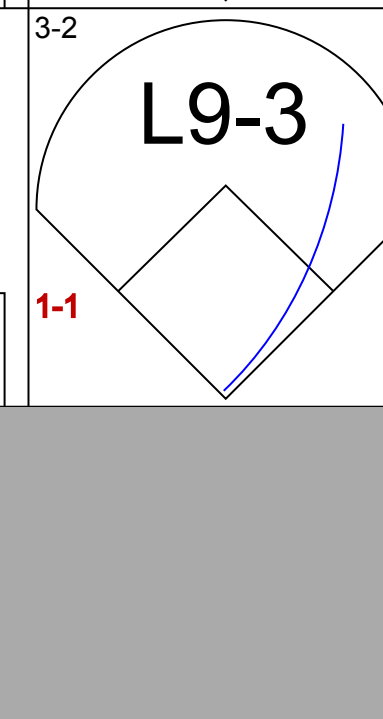
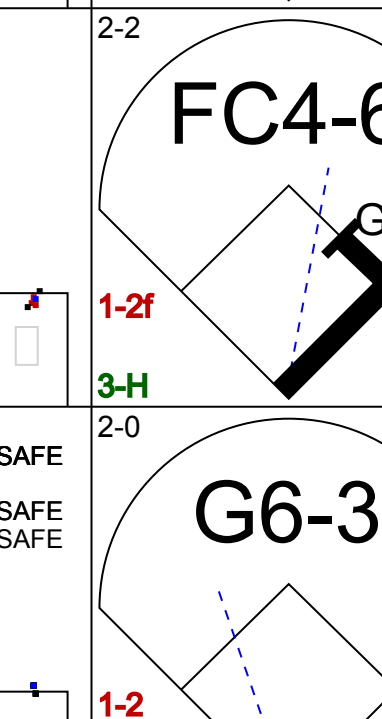




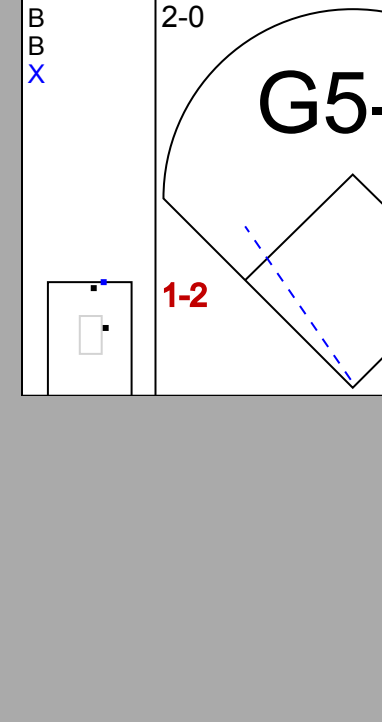
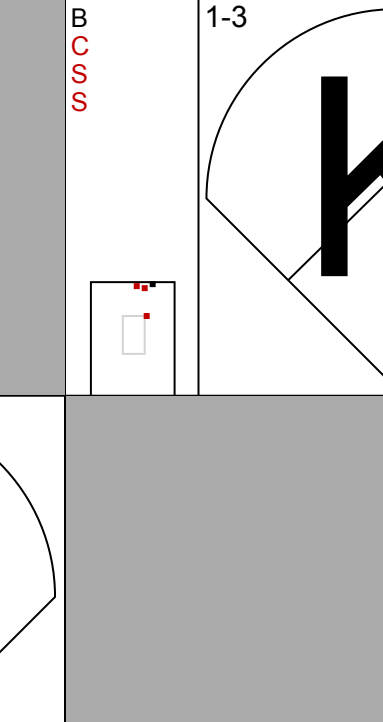
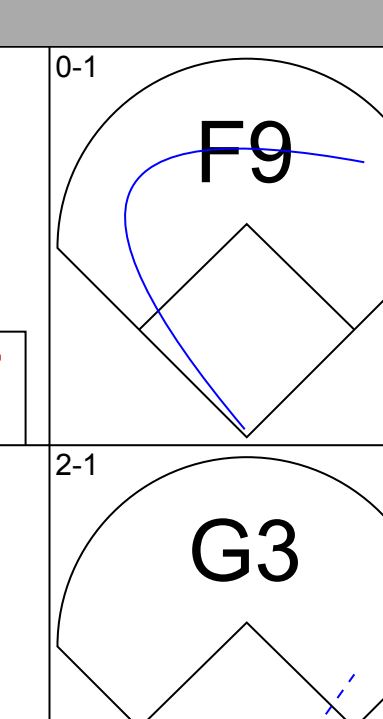
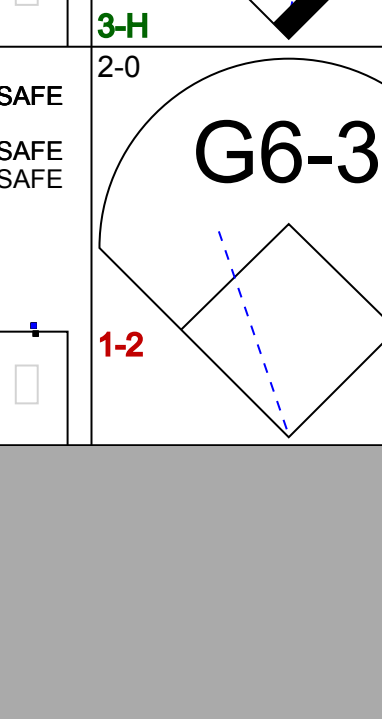
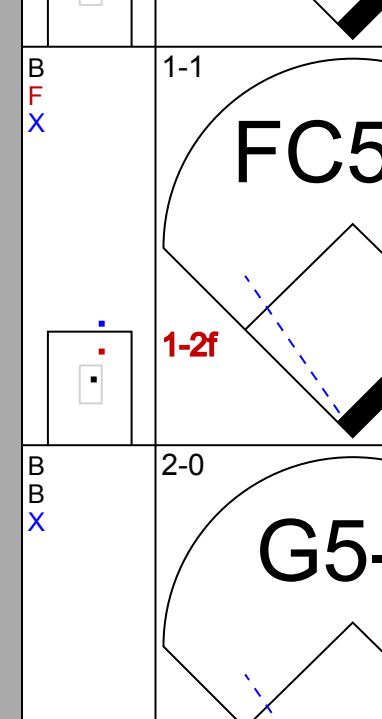
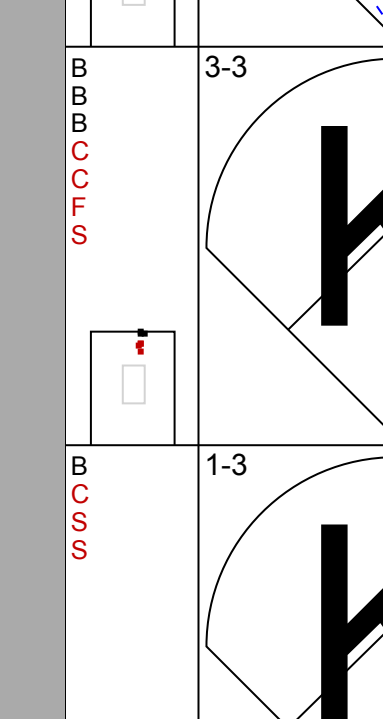
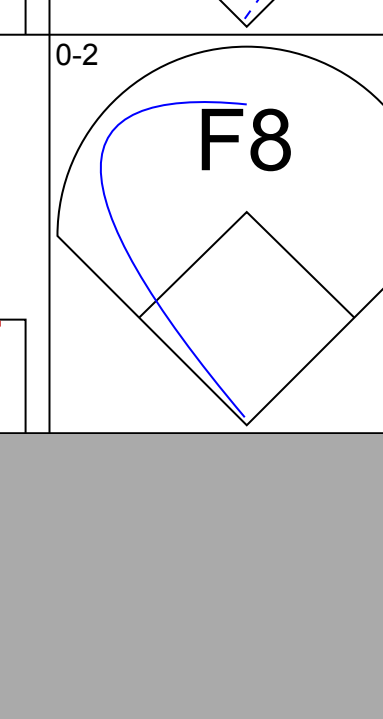
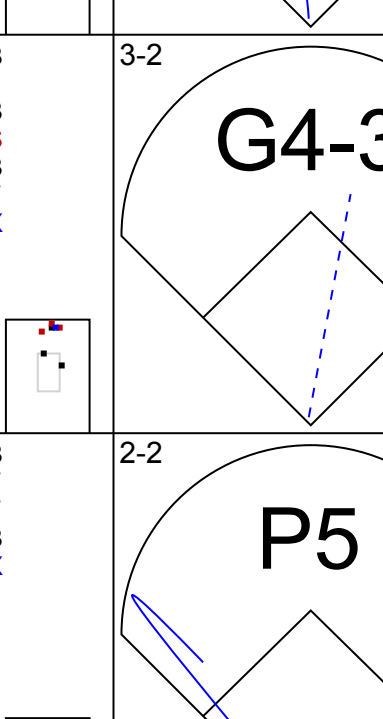

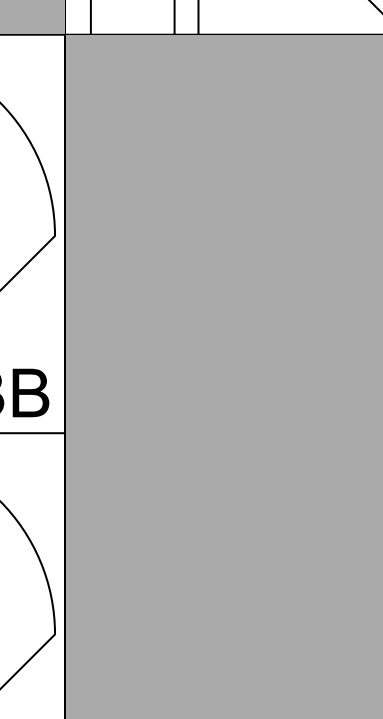


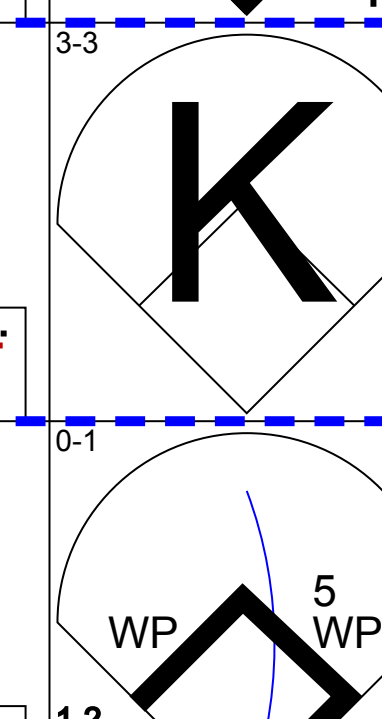
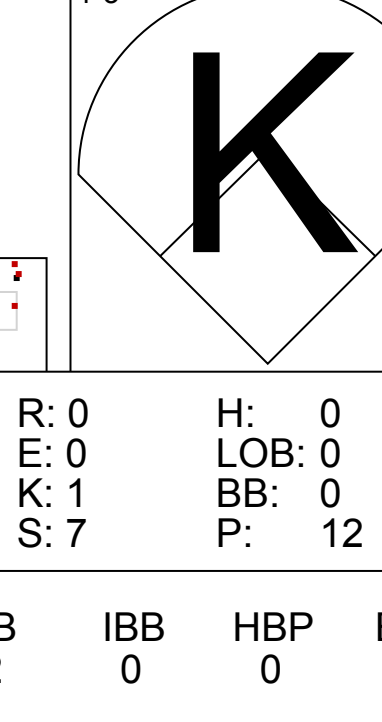
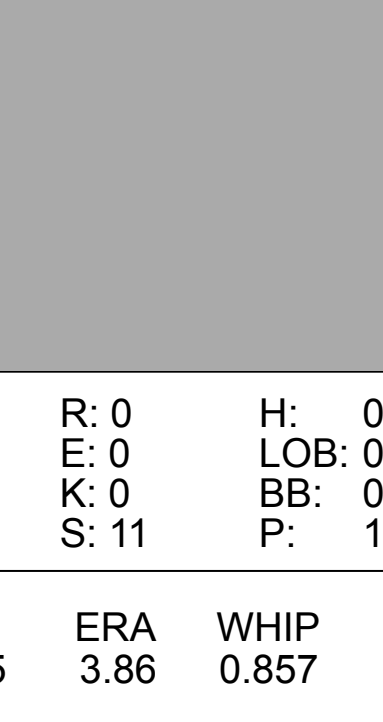
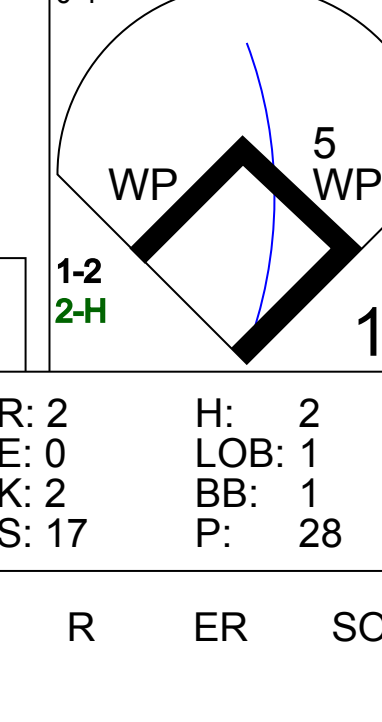



Batter	1	2	3	4	5	6	7	8	9	AB R H RBI BB SO LOB	TOP																		
24 Grady Sizemore, L (1, 8) OBP: 0.458, SLG: 0.644	1-3 K		0-2 48 HR 1B		4-0 20 S 2B		3-2 F7		4-1 48 1B BB	3 2 1 0 2 1 0	Cleveland Indians @ Tampa Bay Devil Rays Tropicana Field, St. Petersburg, FL Fri Apr 20 2007, 7:10 PM EDT Att: 13,391 - Dome - 72 F livebaseballscorecards.com																		
20 David Dellucci, L (1, 7) OBP: 0.310, SLG: 0.436	0-1 41 G1-3 2B		1-3 K		2-1 41 1B 2B		0-3 K		0-3 K	5 0 2 1 0 3 3																			
48 Travis Hafner, L (1, 10) OBP: 0.475, SLG: 0.583	4-1 41 G1-3 BB		2-0 1-H HR		4-0 41 1B IBB		2-2 1B		2-2 1-H 2-H 1B	3 1 3 3 2 0 0																			
41 Victor Martinez, S (1, 2) OBP: 0.483, SLG: 0.583	0-2 G1-3		0-3 K		1-1 1B		0-1 G4-3		1-2 F7	5 0 1 0 0 1 4																			
Trot Nixon, L (1, 9) OBP: 0.355, SLG: 0.370	0-3 K		1-3 K		4-0 IBB				0-0 P4	3 0 0 0 1 2 2																			
Casey Blake, R (1, 3) OBP: 0.259, SLG: 0.292		3-2 G6-3		0-2 G4-3	2-1 F8				2-2 E6 1B	4 0 1 0 0 0 3																			
Mike Rouse, L (1, 6) (8, 4)		4-1 30 BLK BB		3-2 F7			3-2 G4-3		2-2 K	3 0 0 0 1 1 1																			
29 Josh Barfield, R (1, 4) OBP: 0.163, SLG: 0.262		0-1 F8		3-2 L5			0-0 P3		1-3 K	3 0 0 0 0 0 1																			
2 Jhonny Peralta, R (8, PH) OBP: 0.327, SLG: 0.349										1 0 0 0 0 1 1																			
30 Andy Marte, R (1, 5) OBP: 0.243, SLG: 0.371		1-2 G6-3			1-1 F8		3-1 F8		2-1 48 1B 2B	4 1 1 0 0 0 1																			
Inning Stats	R: 0 E: 0 K: 2 S: 12	H: 1 LOB: 2 BB: 1 P: 17	R: 0 E: 0 K: 0 S: 11	H: 0 LOB: 1 BB: 1 P: 19	R: 2 E: 0 K: 3 S: 14	H: 2 LOB: 0 BB: 0 P: 17	R: 0 E: 0 K: 0 S: 9	H: 0 LOB: 0 BB: 0 P: 15	R: 1 E: 0 K: 0 S: 8	H: 2 LOB: 3 BB: 3 P: 26	R: 0 E: 0 K: 1 S: 11	H: 1 LOB: 1 BB: 0 P: 16	R: 0 E: 1 K: 2 S: 10	H: 1 LOB: 1 BB: 0 P: 15	R: 1 E: 0 K: 1 S: 14	H: 2 LOB: 1 BB: 1 P: 23	1B: 5 2B: 3 HR: 1	SF: 0 SAC: 0 DP: 0 HBP: 0	WP: 0 PB: 0 SB: 1 CS: 1	PA: 40									
PITCHER	IP WLS BF H R ER SO BB IBB HBP BLK WP HR S P ERA WHIP											IP WLS BF H R ER SO BB IBB HBP BLK WP HR S P ERA WHIP																	
36 Edwin Jackson, R (1, 1) ERA: 6.75	6.0	27	5	3	3	5	3	2	0	1	0	0	0	0	0	11	16	4.50	1.333										
11 Jae Kuk Ryu, R (7, 1) ERA: 5.68	1.0	4	1	0	0	1	0	0	0	0	0	0	0	0	11	16	0.00	1.000											
53 Juan Salas, R (8, 1) ERA: 5.0	1.0	L	6	2	1	1	2	1	0	0	0	0	0	0	13	24	9.00	3.000											
28 Al Reyes, R (9, 1) ERA:	1.0	3	1	0	0	1	0	0	0	0	0	0	0	0	11	14	0.00	1.000											

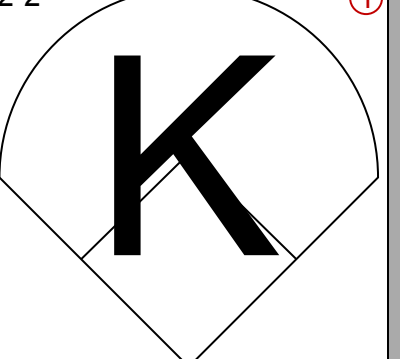
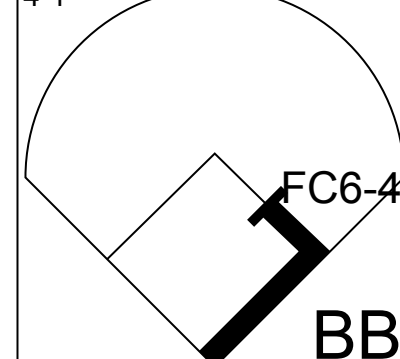
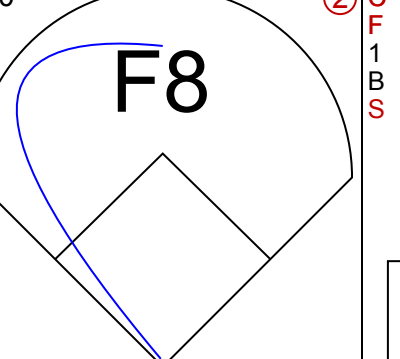
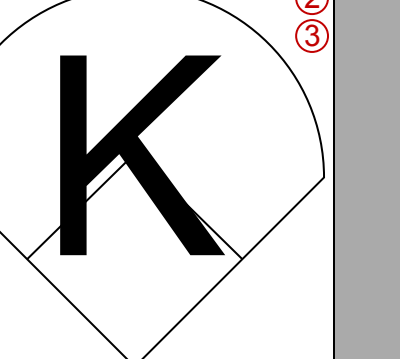
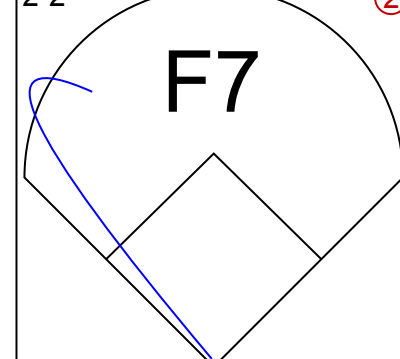
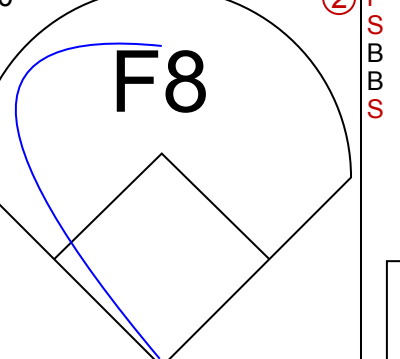
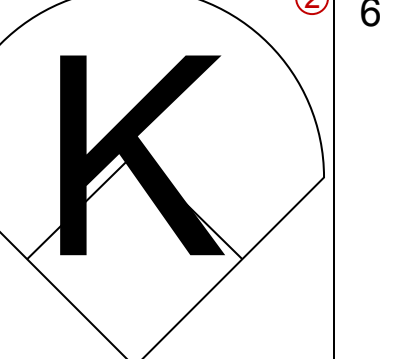
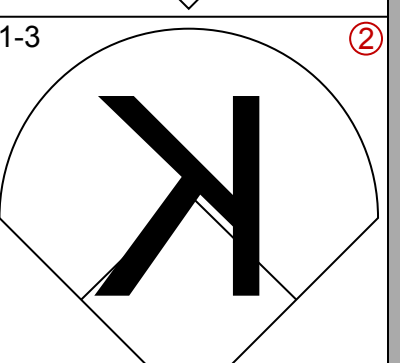
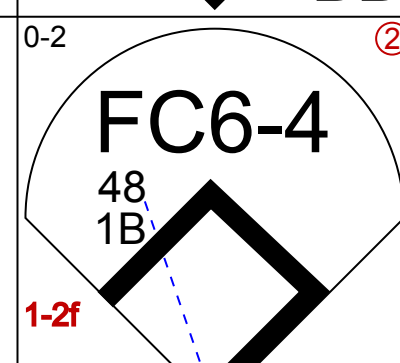
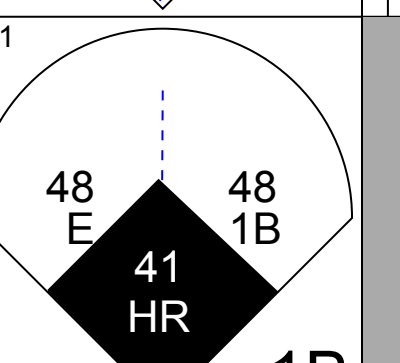
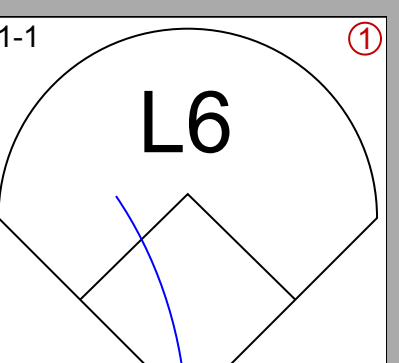
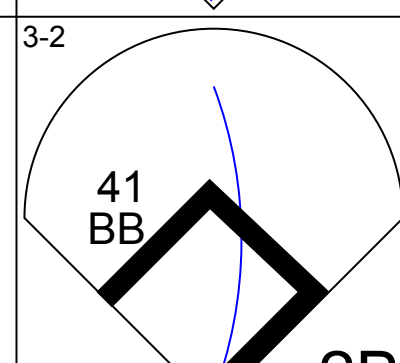
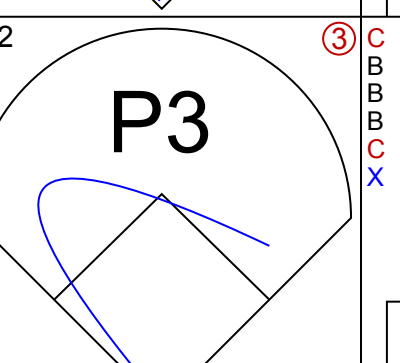
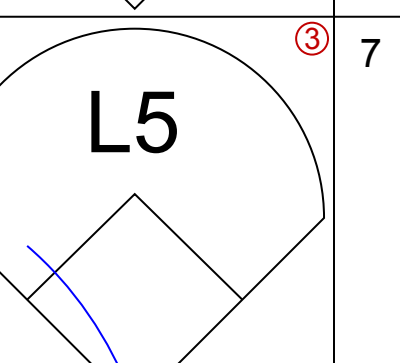
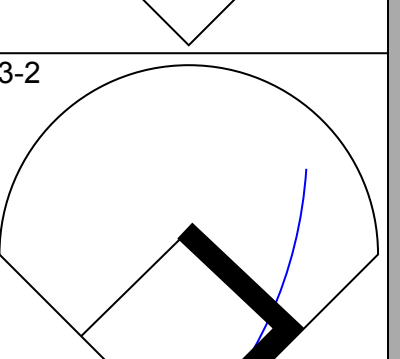
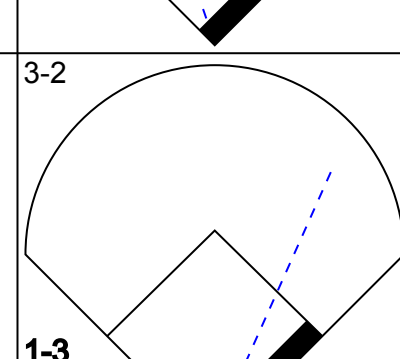
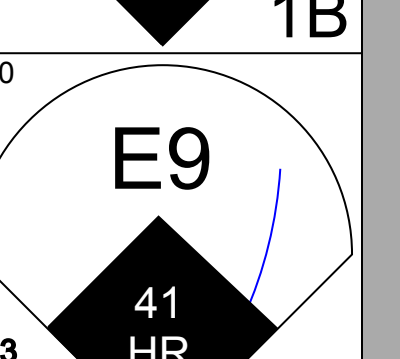
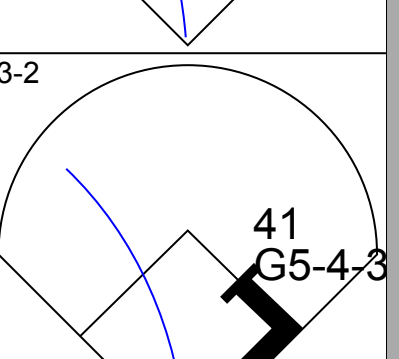
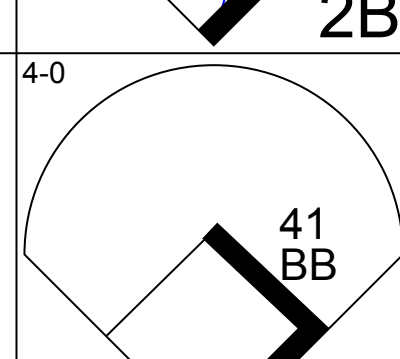
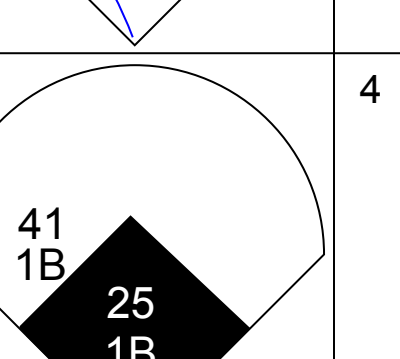
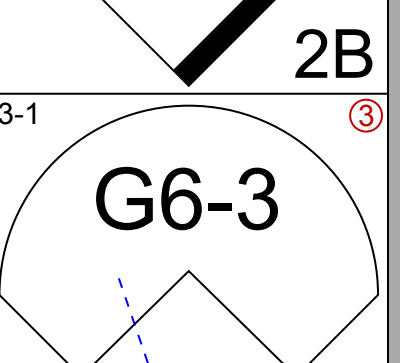
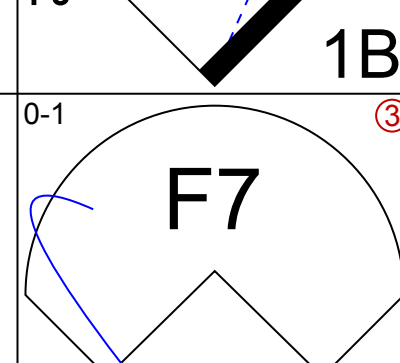
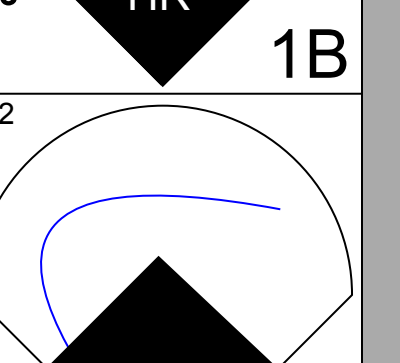
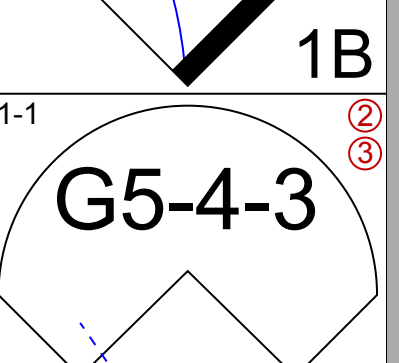
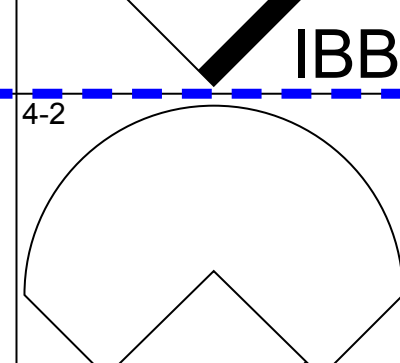
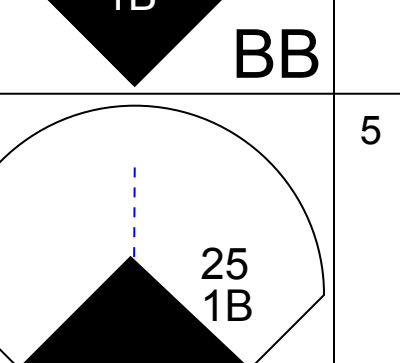
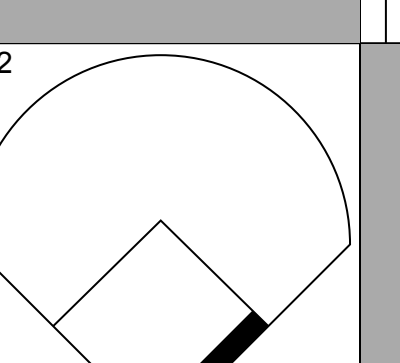
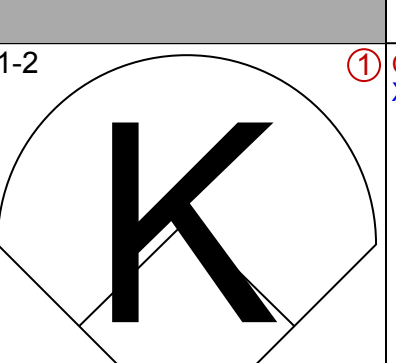

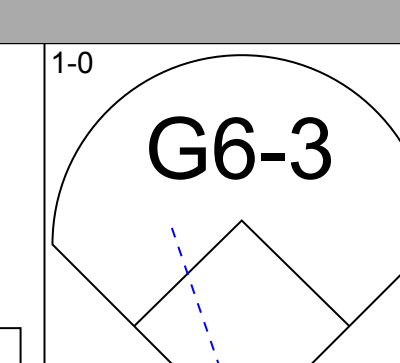
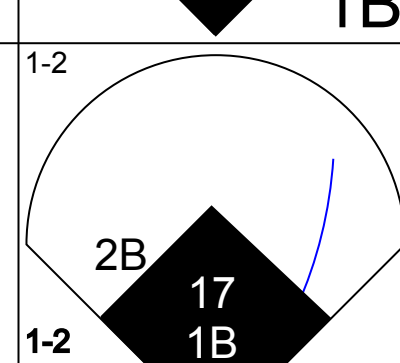
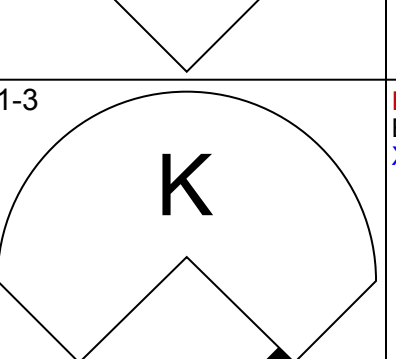

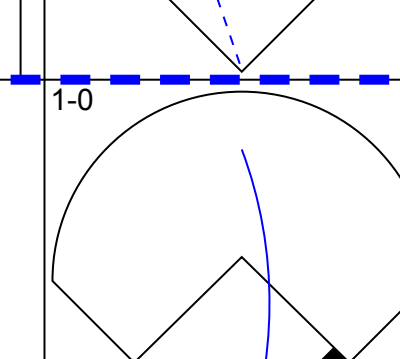
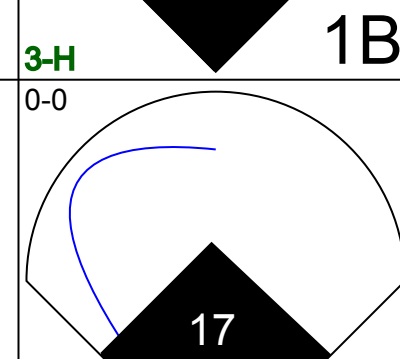


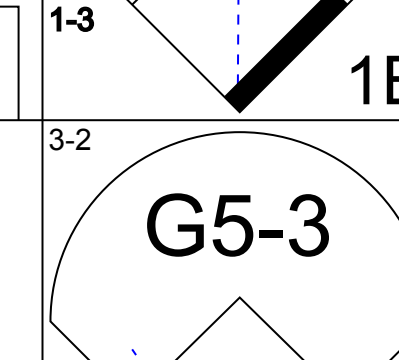
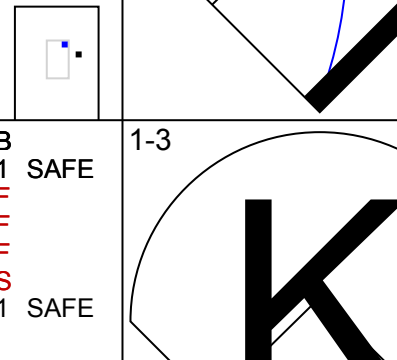
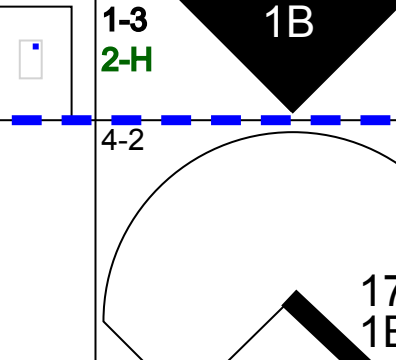
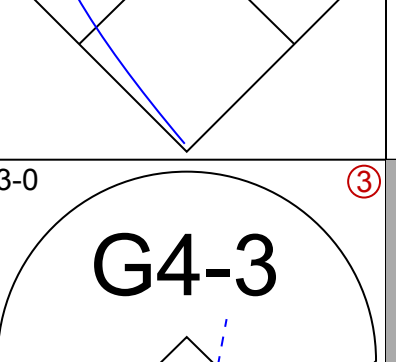
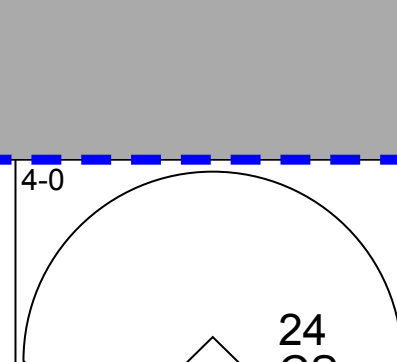
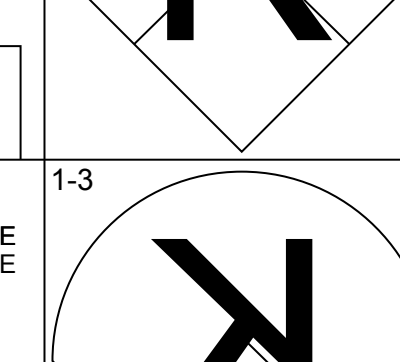
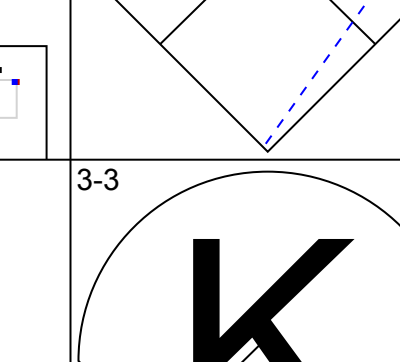
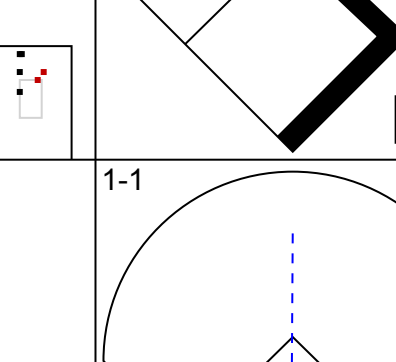
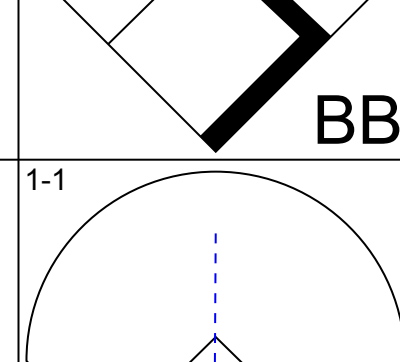

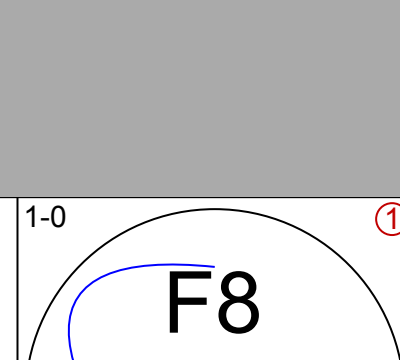
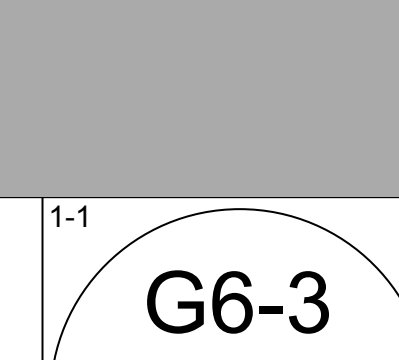

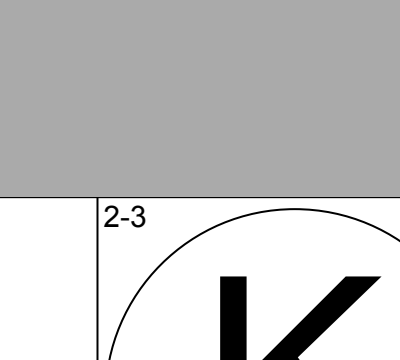
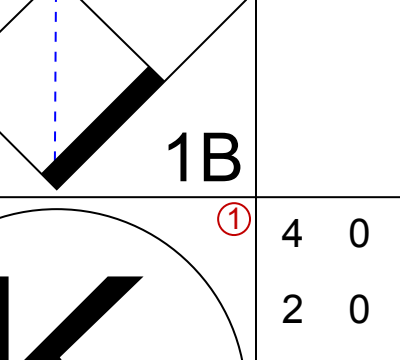
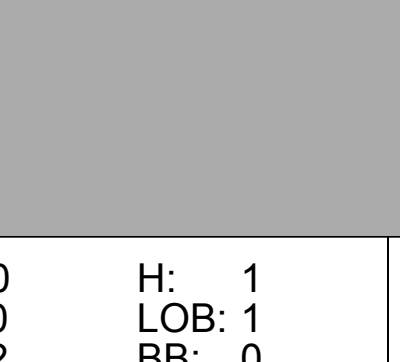
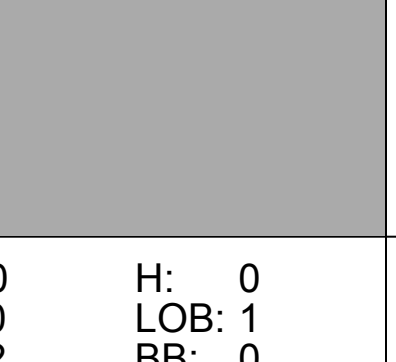
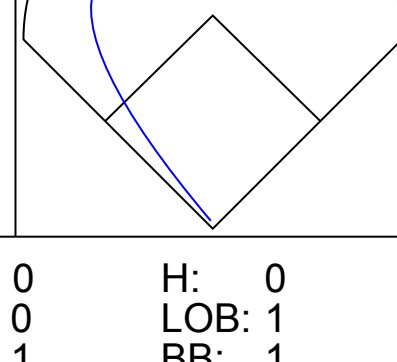


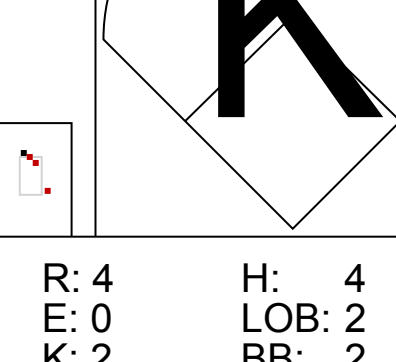
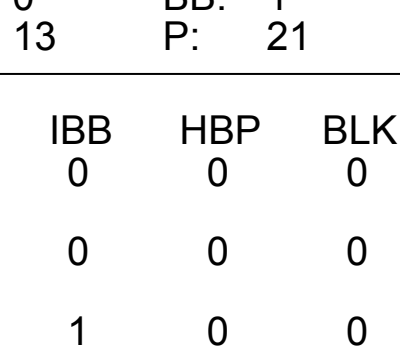
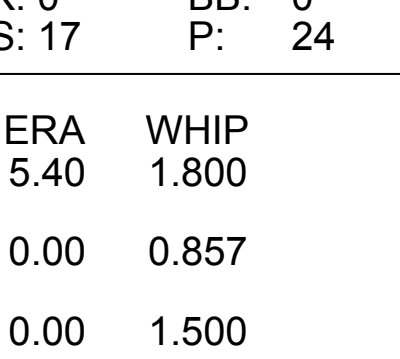
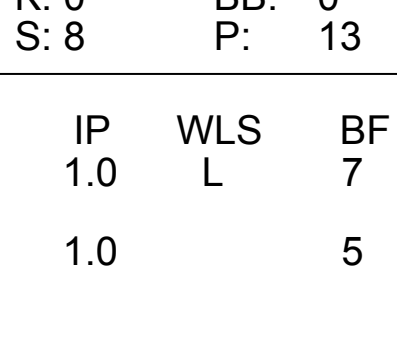

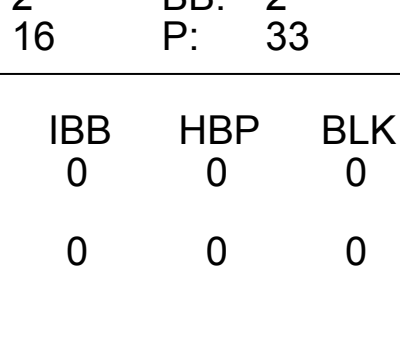
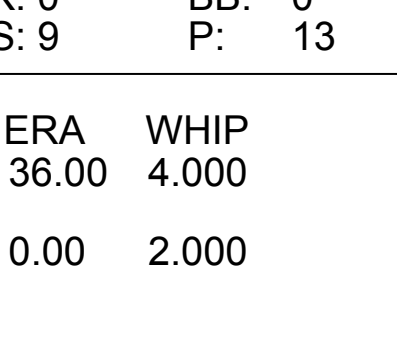

Batter	1	2	3	4	5	6	7	8	9	AB R H RBI BB SO LOB	BOTTOM																
5 Rocco Baldelli, R (1, 8) OBP: 0.328, SLG: 0.400	1-0 P5		2-3 K			1-1 G6-3		1-2 F7		4 0 0 0 0 1 0	Cleveland Indians @ Tampa Bay Devil Rays Tropicana Field, St. Petersburg, FL Fri Apr 20 2007, 7:10 PM EDT Att: 13,391 - Dome - 72 F livebaseballscorecards.com																
Brendan Harris, R (1, 6) OBP: 0.407, SLG: 0.680	1-1 F7			1-0 F7		3-2 13 1B 2B		1-1 G6-3		4 1 1 0 0 0 0																	
13 Carl Crawford, L (1, 7) OBP: 0.347, SLG: 0.530	1-3 K			0-0 S 2B		3-1 FC6-4 1B		1-2 G6-3		4 0 2 1 0 1 0																	
Ty Wigginton, R (1, 3) OBP: 0.333, SLG: 0.524		1-2 30 CS 2B		4-1 G4-6-3 BB		1-1 FC6-4			0-0 P3	3 0 1 0 1 0 1																	
Delmon Young, R (1, 9) OBP: 0.309, SLG: 0.477		2-3 K		0-1 G4-6-3			3-2 30 G4-6-3 1B		2-1 P4	4 1 1 0 0 1 3																	
1 Akinori Iwamura, L (1, 5) OBP: 0.475, SLG: 0.489		0-3 K			2-1 2 CS 1B		0-0 B5		3-2 F9	4 0 1 0 0 1 2																	
30 Dioner Navarro, S (1, 2) OBP: 0.319, SLG: 0.317		1-0 CS		1-3 K		3-1 F8		1-2 G4-6-3		3 0 0 0 0 1 2																	
31 Jonny Gomes, R (1, 10) OBP: 0.333, SLG: 0.250				2-3 K		1-0 F9		3-2 2 E HBP		2 0 0 0 0 1 1																	
2 B.J. Upton, R (1, 4) OBP: 0.396, SLG: 0.558				0-0 HR		3-2 CS		2-3 K		3 1 1 1 0 2 1																	
Inning Stats	R: 0 E: 0 K: 1 S: 6	H: 0 LOB: 0 BB: 0 P: 9	R: 0 E: 0 K: 2 S: 12	H: 1 LOB: 0 BB: 0 P: 16	R: 1 E: 0 K: 3 S: 12	H: 1 LOB: 0 BB: 0 P: 17	R: 0 E: 0 K: 0 S: 5	H: 1 LOB: 1 BB: 1 P: 10	R: 0 E: 0 K: 0 S: 7	H: 1 LOB: 0 BB: 0 P: 16		R: 1 E: 0 K: 1 S: 12	H: 2 LOB: 1 BB: 0 P: 22	R: 1 E: 0 K: 1 S: 13	H: 1 LOB: 1 BB: 0 P: 20	R: 0 E: 0 K: 0 S: 8	H: 0 LOB: 0 BB: 0 P: 11	R: 0 E: 0 K: 0 S: 8	H: 0 LOB: 0 BB: 0 P: 13	1B: 3 2B: 3 HR: 1	SF: 0 SAC: 0 DP: 1 HBP: 1	WP: 0 PB: 0 SB: 2 CS: 2	PA: 35				
PITCHER	IP WLS BF H R ER SO BB IBB HBP BLK WP HR S P ERA WHIP											IP WLS BF H R ER SO BB IBB HBP BLK WP HR S P ERA WHIP															
CC Sabathia, L (1, 1) ERA: 2.25	7.0	27	7	3	2	8	1	0	0	0	0	0	0	8	11	0.00	0.000										
Roberto Hernandez, R (8, 1) ERA: 5.4	1.0	W	3	0	0	0	0	0	0	0	0	0	0	8	11	0.00	0.000										
47 Joe Borowski, R (9, 1) ERA: 11.57	1.0	S	3	0	0	0	0	0	0	0	0	0	0	8	13	0.00	0.000										

Batter	1	2	3	4	5	6	7	8	9	AB	R	H	RBI	BB	SO	LOB	TOP					
24 Grady Sizemore, L OBP: 0.469, SLG: 0.625										3	1	1	0	1	2	1	Cleveland Indians @ Tampa Bay Devil Rays Tropicana Field, St. Petersburg, FL Sat Apr 21 2007, 7:10 PM EDT Att: 22,805 - Dome - 72 F livebaseballscorecards.com					
20 David Dellucci, L OBP: 0.311, SLG: 0.429 Jason Michaels, R OBP: 0.393, SLG: 0.560										3	1	1	0	0	0	1						
48 Travis Hafner, L OBP: 0.469, SLG: 0.615										4	1	1	3	1	0	1						
41 Victor Martinez, S OBP: 0.321, SLG: 0.517										5	0	1	0	0	1	2						
Trot Nixon, L OBP: 0.333, SLG: 0.375										5	1	1	0	0	1	3						
2 Jhonny Peralta, R OBP: 0.321, SLG: 0.340										4	0	1	0	0	1	2						
10 Kelly Shoppach, R OBP: 0.343, SLG: 0.455 25 Ryan Garko, R OBP: 0.343, SLG: 0.375										3	1	2	0	0	0	1						
29 Josh Barfield, R OBP: 0.191, SLG: 0.267										3	0	1	1	1	0	2						
30 Andy Marte, R OBP: 0.225, SLG: 0.342 Casey Blake, R OBP: 0.273, SLG: 0.292										3	0	0	1	0	0	1						
										0	0	0	0	0	0	0						
Inning Stats	R: 0 E: 0 K: 0 S: 9	H: 0 LOB: 1 BB: 2 P: 18	R: 2 E: 0 K: 1 S: 16	H: 3 LOB: 1 BB: 0 P: 26	R: 0 E: 0 K: 0 S: 4	H: 0 LOB: 0 BB: 0 P: 6	R: 0 E: 0 K: 0 S: 6	H: 1 LOB: 1 BB: 0 P: 10	R: 3 E: 1 K: 1 S: 18	H: 3 LOB: 1 BB: 0 P: 27	R: 0 E: 0 K: 0 S: 8	H: 1 LOB: 2 BB: 0 P: 10	R: 0 E: 0 K: 2 S: 11	H: 2 LOB: 2 BB: 0 P: 16	R: 0 E: 0 K: 0 S: 11	H: 0 LOB: 3 BB: 1 P: 21	R: 0 E: 0 K: 1 S: 8	H: 0 LOB: 0 BB: 0 P: 12	1B: 7 2B: 3 3B: 0 HR: 1	SF: 0 SAC: 0 DP: 2 HBP: 2	WP: 0 PB: 0 SB: 1 CS: 1	PA: 41
PITCHER	IP WLS BF H R ER SO BB IBB HBP BLK WP HR S P ERA WHIP																					
Jae Weong Seo, R ERA: 7.66	(1, 1) 6.0 W 27 8 5 5 2 2 2 0 0 0 0 0 1 61 97 7.50 1.667																					
Brian Stokes, R ERA: 5.0	(7, 1) 1.0 H 5 2 0 0 2 0 0 0 0 0 0 0 11 16 0.00 2.000																					
53 Juan Salas, R ERA: 4.66	(8, 1) 0.2 H 5 0 0 0 0 0 1 0 2 0 0 0 9 17 0.00 1.500																					
22 Shawn Camp, R ERA: 8.31	(8, 1) 0.1 H 1 0 0 0 0 0 0 0 0 0 0 0 2 4 0.00 0.000																					
28 Al Reyes, R ERA:	(9, 1) 1.0 S 3 0 0 0 1 0 0 0 0 0 0 0 8 12 0.00 0.000																					

Batter	1	2	3	4	5	6	7	8	9	AB	R	H	RBI	BB	SO	LOB	BOTTOM
5 Rocco Baldelli, R OBP: 0.324, SLG: 0.391										4	0	1	0	0	1	1	Cleveland Indians @ Tampa Bay Devil Rays Tropicana Field, St. Petersburg, FL Sat Apr 21 2007, 7:10 PM EDT Att: 22,805 - Dome - 72 F livebaseballscorecards.com
35 Elijah Dukes, R OBP: 0.292, SLG: 0.381										4	0	0	0	0	0	2	
13 Carl Crawford, L OBP: 0.329, SLG: 0.500										4	0	0	0	0	0	0	
Ty Wigginton, R OBP: 0.356, SLG: 0.582										4	2	3	1	0	0	0	
Delmon Young, R OBP: 0.306, SLG: 0.464										4	2	1	0	0	1	1	
1 Akinori Iwamura, L OBP: 0.460, SLG: 0.471										4	0	1	1	0	0	1	
2 B.J. Upton, R OBP: 0.404, SLG: 0.574										4	2	2	1	0	1	1	
18 Ben Zobrist, S OBP: 0.167, SLG: 0.241										4	0	1	2	0	1	0	
8 Josh Paul, R OBP: 0.389, SLG: 0.353										3	0	1	0	0	0	1	
										1B: 8 2B: 1 3B: 0 HR: 1	SF: 0 SAC: 0 DP: 0 HBP: 0	WP: 0 PB: 0 SB: 1 CS: 0	PA: 35				
Inning Stats	R: 0 E: 0 K: 0 S: 8	H: 0 LOB: 0 BB: 0 P: 11	R: 3 E: 0 K: 0 S: 16	H: 4 LOB: 1 BB: 0 P: 19	R: 2 E: 0 K: 0 S: 11	H: 2 LOB: 0 BB: 0 P: 13	R: 0 E: 0 K: 1 S: 7	H: 0 LOB: 0 BB: 0 P: 9	R: 0 E: 0 K: 1 S: 12	H: 1 LOB: 1 BB: 0 P: 17	R: 1 E: 0 K: 0 S: 17	H: 3 LOB: 2 BB: 0 P: 24	R: 0 E: 0 K: 0 S: 7	H: 0 LOB: 0 BB: 0 P: 14	R: 0 E: 0 K: 2 S: 10	H: 0 LOB: 0 BB: 0 P: 14	
PITCHER	IP WLS BF H R ER SO BB IBB HBP BLK WP HR S P ERA WHIP																
Paul Byrd, R ERA: 3.0	(1, 1) 6.0 L 29 6 4 2 2 0 0 0 0 0 0 0 1 71 93 6.00 1.667																
Fernando Cabrera, R ERA:	(7, 1) 2.0 6 0 0 0 2 0 0 0 0 0 0 0 17 28 0.00 0.000																

Batter	1	2	3	4	5	6	7	8	9	AB R H RBI BB SO LOB	TOP															
24 Grady Sizemore, L (1, 8) OBP: 0.471, SLG: 0.600										2 1 0 0 1 2 0	Cleveland Indians @ Tampa Bay Devil Rays Tropicana Field, St. Petersburg, FL Sun Apr 22 2007, 1:40 PM EDT Att: 16,628 - Dome - 72 F livebaseballscorecards.com															
Jason Michaels, R (1, 7) OBP: 0.344, SLG: 0.483									4 0 0 0 0 1 2																	
48 Travis Hafner, L (1, 10) OBP: 0.456, SLG: 0.582 Mike Rouse, L (9, PR) (9, 10)									3 0 0 0 1 2 1 0 1 0 0 0 0 0																	
41 Victor Martinez, S (1, 2) OBP: 0.421, SLG: 0.485 (9, 3)									4 1 1 1 0 2 0																	
25 Ryan Garko, R (1, 3) OBP: 0.333, SLG: 0.444 10 Kelly Shoppach, R (9, 2) OBP: 0.346, SLG: 0.455									4 1 1 3 0 0 0 0 0 0 0 0 0 0																	
Casey Blake, R (1, 9) OBP: 0.286, SLG: 0.314 (3, 5)									3 1 1 0 1 2 0																	
2 Johnny Perella, R (1, 6) OBP: 0.317, SLG: 0.392									4 1 1 2 0 2 1																	
29 Josh Barfield, R (1, 4) OBP: 0.176, SLG: 0.245									4 0 0 0 0 1 1																	
30 Andy Marte, R (1, 5) OBP: 0.220, SLG: 0.333 Trot Nixon, L (3, 9) OBP: 0.316, SLG: 0.353									1 0 0 0 0 0 0 2 0 0 0 0 1 0																	
Inning Stats	R: 0 E: 0 K: 2 S: 7	H: 0 LOB: 0 BB: 0 P: 12	R: 2 E: 0 K: 0 S: 12	H: 2 LOB: 0 BB: 0 P: 19	R: 0 E: 0 K: 2 S: 8	H: 0 LOB: 0 BB: 0 P: 11	R: 0 E: 0 K: 3 S: 10	H: 0 LOB: 0 BB: 0 P: 15	R: 0 E: 0 K: 1 S: 7	H: 0 LOB: 1 BB: 1 P: 13		R: 0 E: 0 K: 2 S: 10	H: 0 LOB: 0 BB: 0 P: 13	R: 0 E: 0 K: 0 S: 4	H: 0 LOB: 0 BB: 0 P: 6	R: 4 E: 0 K: 1 S: 16	H: 2 LOB: 1 BB: 2 P: 30	1B: 1 2B: 1 3B: 0 HR: 2	SF: 0 SAC: 0 DP: 0 HBP: 1	WP: 0 PB: 0 SB: 0 CS: 0	PA: 35					
PITCHER	IP WLS BF H R ER SO BB IBB HBP BLK WP HR S P ERA WHIP											IP WLS BF H R ER SO BB IBB HBP BLK WP HR S P ERA WHIP														
33 James Shields, R (1, 1) ERA: 4.5	8.0	27	2	2	2	12	1	0	0	0	0	1	65	102	2.25	0.375										
Brian Stokes, R (9, 1) ERA: 8.68	0.1	L 6	2	4	4	0	2	0	1	0	0	1	11	23	108.00	12.000										
Brian Stokes, R (9, 1) ERA: 8.68	0.1	L 6	2	4	4	0	2	0	1	0	0	1	11	23	108.00	12.000										
22 Shawn Camp, R (9, 1) ERA: 7.2	0.2	2	0	0	0	1	0	0	0	0	0	0	5	7	0.00	0.000										

Batter	1	2	3	4	5	6	7	8	9	AB R H RBI BB SO LOB	BOTTOM															
5 Rocco Baldelli, R (1, 8) OBP: 0.320, SLG: 0.382										4 1 1 0 0 2 2	Cleveland Indians @ Tampa Bay Devil Rays Tropicana Field, St. Petersburg, FL Sun Apr 22 2007, 1:40 PM EDT Att: 16,628 - Dome - 72 F livebaseballscorecards.com															
Brendan Harris, R (1, 6) OBP: 0.387, SLG: 0.621									4 0 1 0 0 1 2																	
13 Carl Crawford, L (1, 7) OBP: 0.325, SLG: 0.479									3 0 0 1 1 0 2																	
Ty Wigginton, R (1, 10) OBP: 0.338, SLG: 0.549 (9, 3)									4 0 0 0 0 1 2																	
Delmon Young, R (1, 9) OBP: 0.289, SLG: 0.438									4 0 0 0 0 1 1																	
1 Akinori Iwamura, L (1, 5) OBP: 0.455, SLG: 0.453									2 1 0 0 1 0 0																	
30 Dioner Navarro, S (1, 2) OBP: 0.320, SLG: 0.318									3 1 1 0 0 0 0																	
23 Carlos Pena, L (1, 3) OBP: 0.226, SLG: 0.517 31 Jonny Gomes, R (8, PH) OBP: 0.313, SLG: 0.231 Brian Stokes, R (9, 1) 22 Shawn Camp, R (9, 1)									2 1 1 1 0 0 0 1 0 0 0 0 1 2 0 0 0 0 0 0 0 0 0 0 0 0 0 0																	
2 B.J. Upton, R (1, 4) OBP: 0.400, SLG: 0.560									3 0 1 1 0 1 0																	
Inning Stats	R: 0 E: 0 K: 1 S: 8	H: 1 LOB: 0 BB: 0 P: 13	R: 0 E: 0 K: 0 S: 7	H: 0 LOB: 0 BB: 0 P: 9	R: 0 E: 0 K: 1 S: 7	H: 0 LOB: 0 BB: 0 P: 12	R: 1 E: 0 K: 1 S: 11	H: 1 LOB: 0 BB: 0 P: 16	R: 0 E: 0 K: 0 S: 10	H: 0 LOB: 0 BB: 0 P: 19		R: 1 E: 0 K: 0 S: 10	H: 1 LOB: 0 BB: 0 P: 16	R: 0 E: 0 K: 0 S: 5	H: 0 LOB: 0 BB: 1 P: 12	R: 2 E: 0 K: 2 S: 17	H: 2 LOB: 1 BB: 1 P: 28	R: 0 E: 0 K: 2 S: 12	H: 0 LOB: 0 BB: 0 P: 18	1B: 4 2B: 1 3B: 0 HR: 1	SF: 0 SAC: 0 DP: 1 HBP: 0	WP: 3 PB: 0 SB: 1 CS: 1	PA: 32			
PITCHER	IP WLS BF H R ER SO BB IBB HBP BLK WP HR S P ERA WHIP											IP WLS BF H R ER SO BB IBB HBP BLK WP HR S P ERA WHIP														
37 Jake Westbrook, R (1, 1) ERA: 9.15	7.0	25	4	4	3	3	2	0	0	0	0	0	4	7	0.00	0.000										
46 Aaron Fultz, L (8, 1) ERA: 1.59	0.1	1	0	0	0	1	0	0	0	0	0	0	4	7	0.00	0.000										
40 Tom Mastny, R (8, 1) ERA: 2.84	0.2	W 3	1	0	0	1	0	0	0	0	2	0	9	13	0.00	1.500										
47 Joe Borowski, R (9, 1) ERA: 10.13	1.0	S 3	0	0	0	2	0	0	0	0	0	0	12	18	0.00	0.000										


Batter	1	2	3	4	5	6	7	8	9	10	11	12	AB	R	H	RBI	BB	SO	LOB					
24 Grady Sizemore, L (1, 8) OBP: 0.440, SLG: 0.536													6	0	0	0	1	3	3					
Casey Blake, R (1, 5) OBP: 0.288, SLG: 0.328													7	1	2	0	0	1	3					
48 Travis Hafner, L (1, 10) OBP: 0.500, SLG: 0.627													4	2	4	0	2	0	0					
41 Victor Martinez, S (1, 2) OBP: 0.432, SLG: 0.553													5	2	2	3	1	0	4					
25 Ryan Garko, R (1, 3) OBP: 0.356, SLG: 0.439													5	1	2	1	1	2	3					
10 Kelly Shoppach, R (12, 2) OBP: 0.346, SLG: 0.455													0	0	0	0	0	0	0					
Trot Nixon, L (1, 9) OBP: 0.154, SLG: 0.351													3	0	1	0	0	1	1					
Jason Michaels, R (8, PH) OBP: 0.371, SLG: 0.531													5	0	0	0	1	2	5					
2 Johnny Peralta, R (1, 6) OBP: 0.303, SLG: 0.357													5	0	1	2	1	3	3					
17 Shin-Soo Choo, L (1, 7) OBP: 0.333, SLG: 0.200													5	0	1	2	1	3	3					
29 Josh Barfield, R (1, 4) OBP: 0.194, SLG: 0.226													4	0	0	0	0	1	1					
Mike Rouse, L (11, PH) (11, 4)													2	0	0	0	0	1	2					
Inning Stats	R: 0 E: 0 K: 2 S: 14	H: 1 LOB: 1 BB: 0 P: 23	R: 0 E: 0 K: 2 S: 14	H: 0 LOB: 1 BB: 1 P: 21	R: 0 E: 0 K: 0 S: 13	H: 1 LOB: 2 BB: 1 P: 21	R: 0 E: 0 K: 2 S: 9	H: 0 LOB: 1 BB: 0 P: 14	R: 3 E: 1 K: 0 S: 17	H: 5 LOB: 2 BB: 0 P: 24	R: 0 E: 0 K: 0 S: 8	H: 1 LOB: 0 BB: 1 P: 10	R: 0 E: 0 K: 2 S: 10	H: 1 LOB: 1 BB: 0 P: 14	R: 0 E: 0 K: 1 S: 7	H: 0 LOB: 0 BB: 0 P: 13	R: 0 E: 0 K: 0 S: 9	H: 0 LOB: 0 BB: 0 P: 13	R: 4 E: 0 K: 2 S: 20	H: 4 LOB: 2 BB: 2 P: 37	1B: 10 2B: 4 3B: 0 HR: 1	SF: 0 SAC: 0 DP: 2 HBP: 0	WP: 1 PB: 0 SB: 0 CS: 1	PA: 56
PITCHER	IP WLS BF H R ER SO BB IBB HBP BLK WP HR S P ERA WHIP	5.0 2.1 7 1 0 0 1 1 0 0 0 0 0 0 14 25 0.00 0.857	5.0 2.1 7 2 0 0 3 0 1 0 0 0 0 0 19 33 0.00 1.500	5.0 2.1 7 0 0 0 3 0 1 0 0 0 0 0 3 7 ∞ ∞	5.0 2.1 7 0 0 0 2 0 0 0 0 0 0 0 10 18 0.00 0.000	11.1 6.1 8.1 9.1 9.1	1.0 1.0 1.0 1.0 1.0	7 7 7 7 7	3 3 3 3 3	4 4 4 4 4	0 0 0 0 0	2 2 2 2 2	1 1 1 1 1	0 0 0 0 0	0 0 0 0 0	0 0 0 0 0	0 0 0 0 0	0 0 0 0 0	0 0 0 0 0	13 16 13 24 26	0.00 0.00 0.00 0.00 0.00	2.000 4.000 1.500 ∞ 0.000		

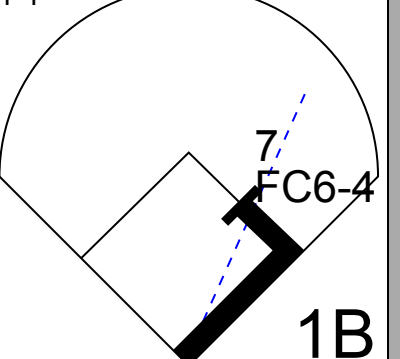
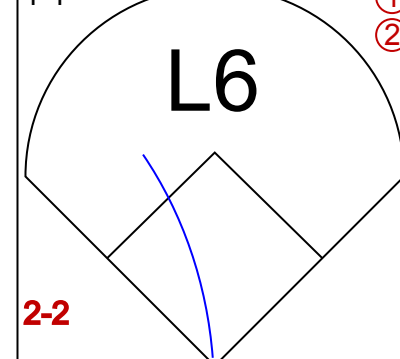
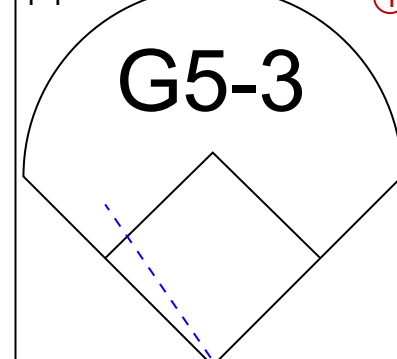
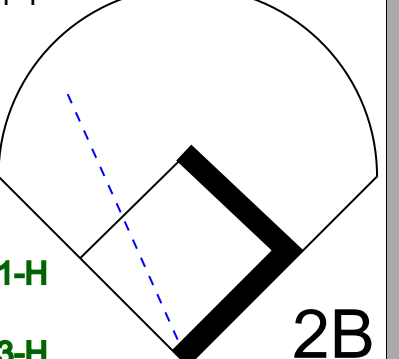
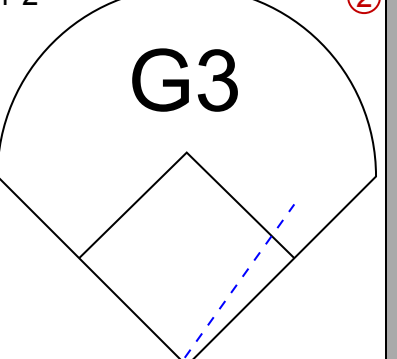
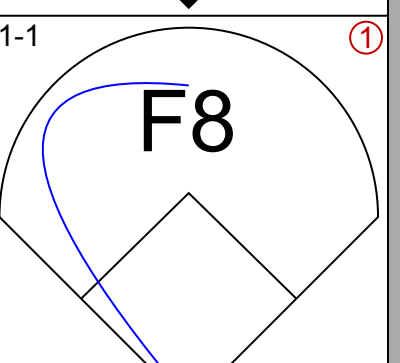
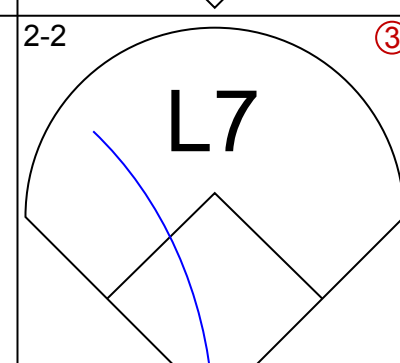
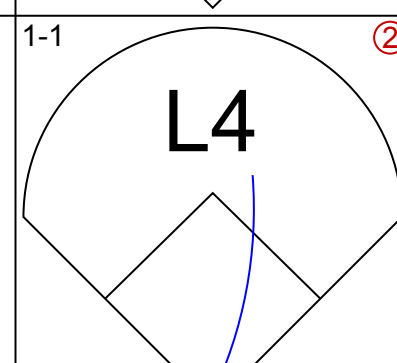
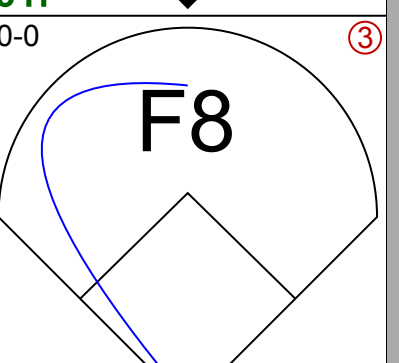
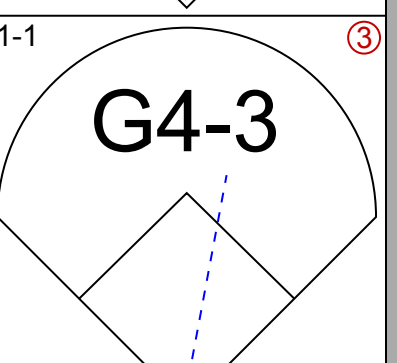
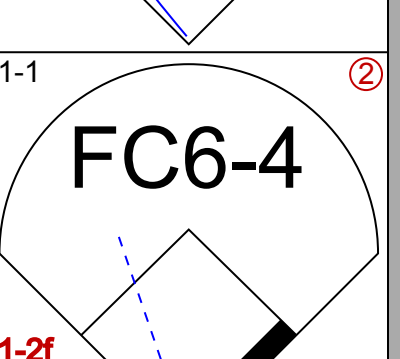
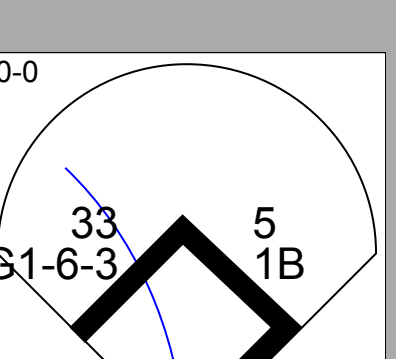
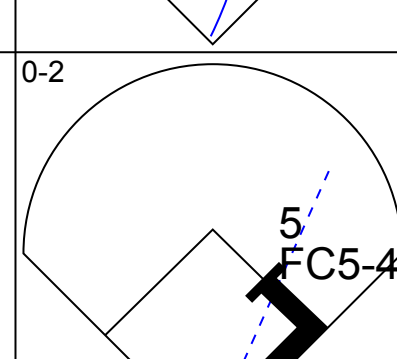
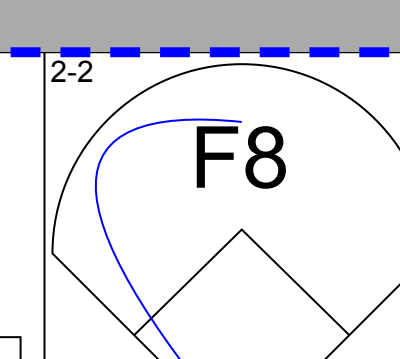
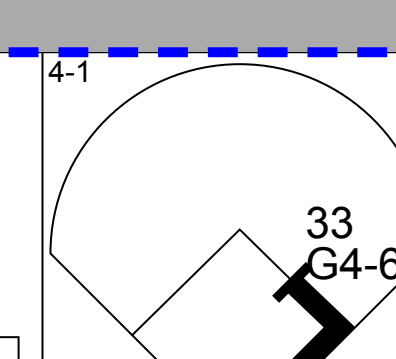
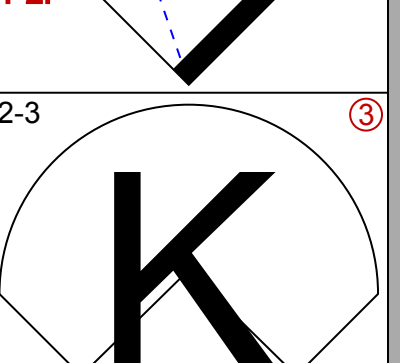
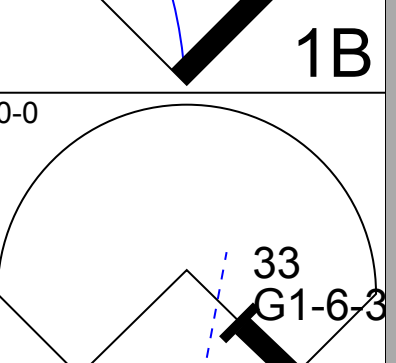
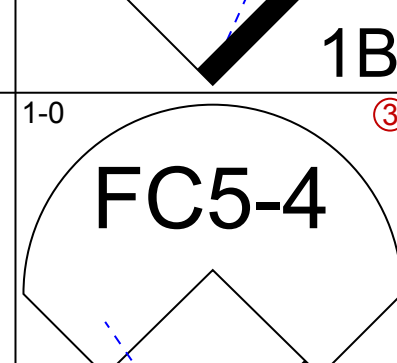
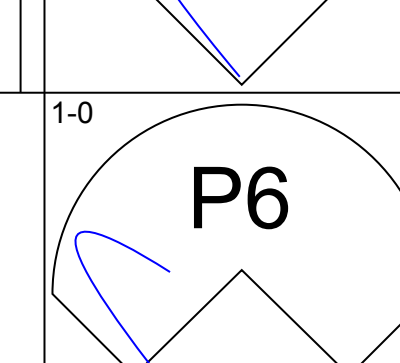
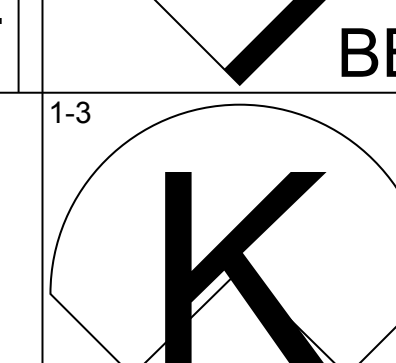
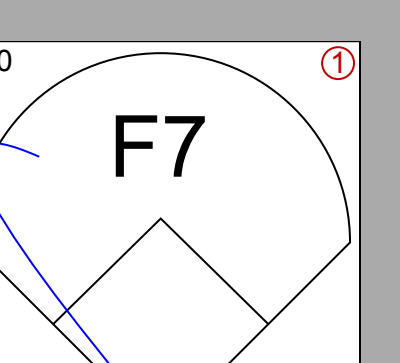
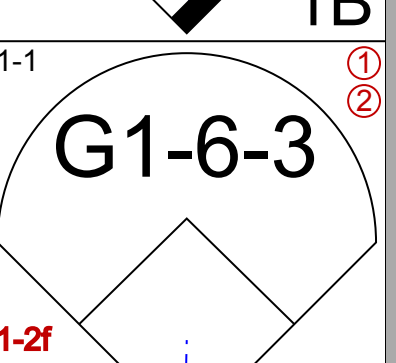

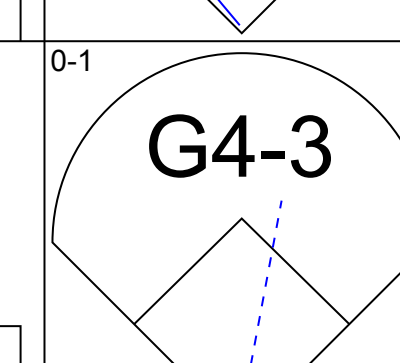
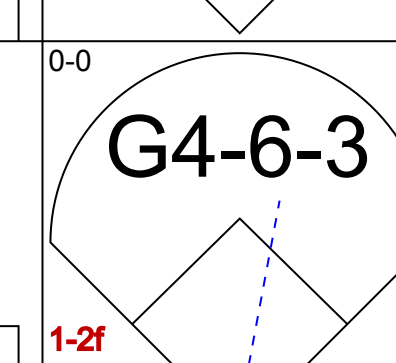
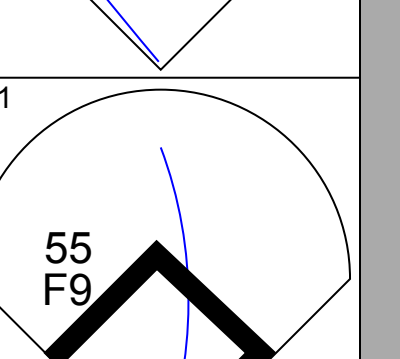
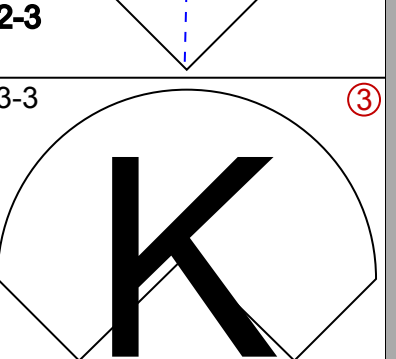

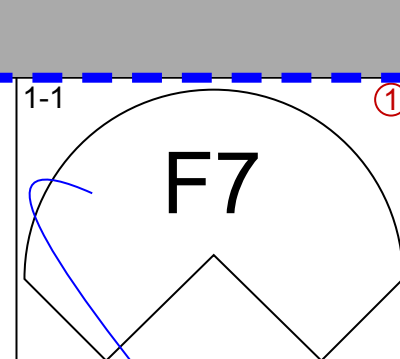
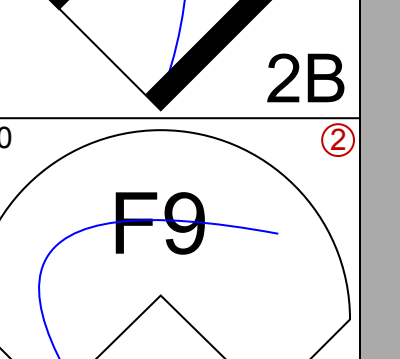
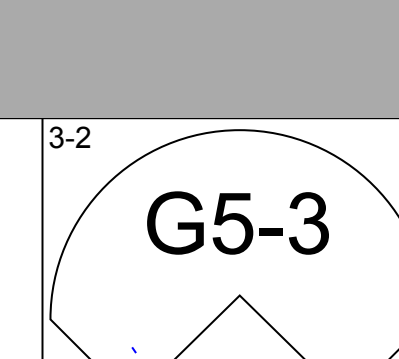
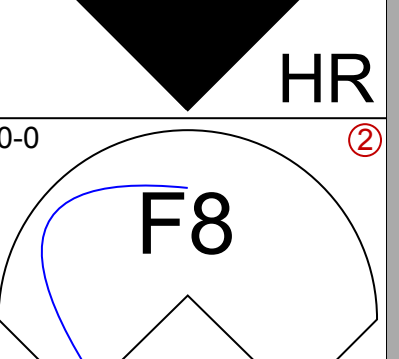
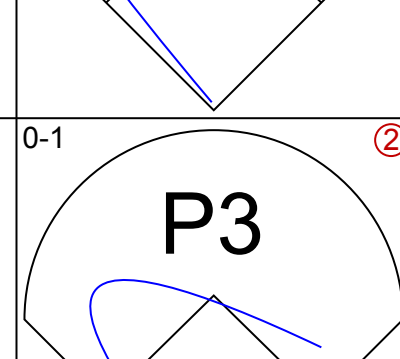
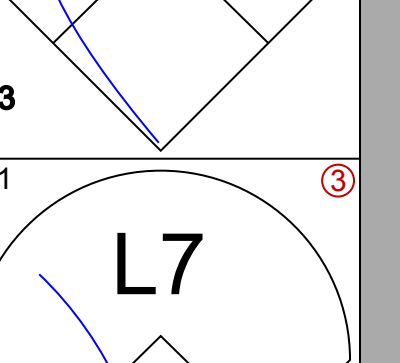
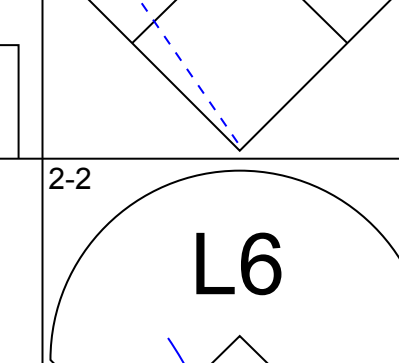
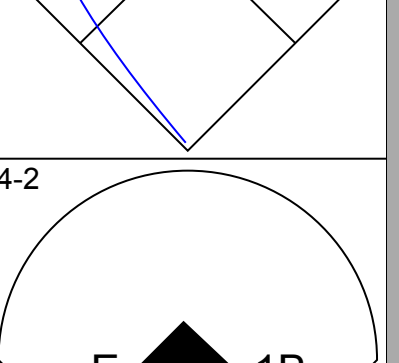
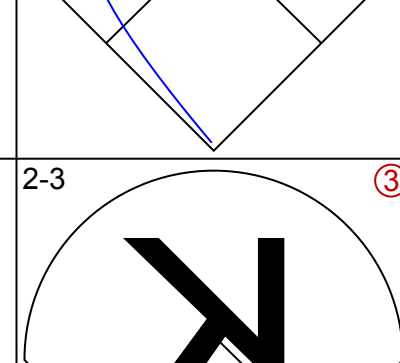
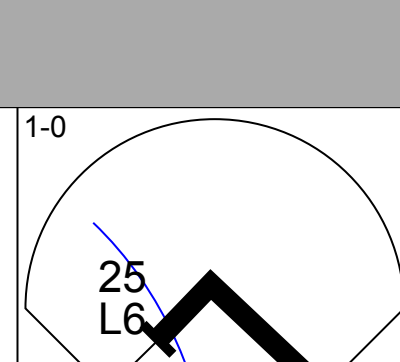
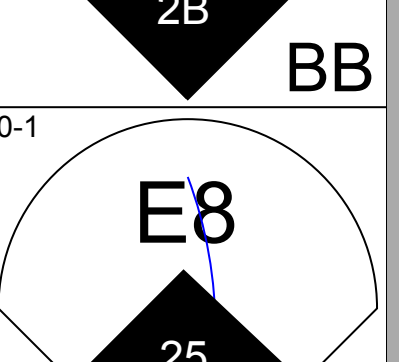
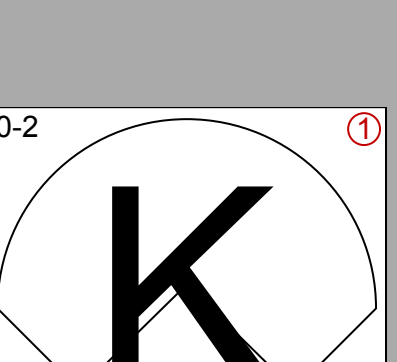
TOP

Cleveland Indians @ Minnesota Twins
Hubert H. Humphrey Metrodome, Minneapolis, MN

Mon Apr 23 2007, 8:10 PM EDT
Att. 16,076 - Dome - 70 F

AB 49
R 7
H 14
RBI 7
BB 7
SO 14
LOB 25



Batter	1	2	3	4	5	6	7	8	9	10	11	12	AB	R	H	RBI	BB	SO	LOB					
25 Alexi Casilla, S (1, 4) OBP: 0.258, SLG: 0.290													5	0	2	2	0	0	1					
8 Nick Punto, S (1, 5) OBP: 0.262, SLG: 0.288													5	0	0	0	0	0	2					
7 Joe Mauer, L (1, 2) OBP: 0.481, SLG: 0.523													4	0	2	0	1	0	1					
5 Michael Cuddyer, R (1, 9) OBP: 0.358, SLG: 0.513													5	0	1	0	0	2	3					
33 Justin Morneau, L (1, 3) OBP: 0.361, SLG: 0.507													5	0	0	0	0	0	3					
Torii Hunter, R (1, 8) OBP: 0.333, SLG: 0.621													5	1	2	1	0	1	1					
55 Mike Redmond, R (1, 10) OBP: 0.250, SLG: 0.282													5	0	0	0	0	0	1					
16 Jason Kubel, L (1, 7) OBP: 0.271, SLG: 0.295													5	0	0	0	0	0	1					
Jason Bartlett, R (1, 6) OBP: 0.304, SLG: 0.275													4	1	2	0	0	1	0					
Inning Stats	R: 0 E: 0 K: 1 S: 10	H: 1 LOB: 1 BB: 0 P: 15	R: 0 E: 0 K: 0 S: 6	H: 1 LOB: 1 BB: 0 P: 8	R: 0 E: 0 K: 0 S: 9	H: 2 LOB: 1 BB: 0 P: 13	R: 0 E: 0 K: 0 S: 7	H: 0 LOB: 0 BB: 0 P: 12	R: 0 E: 0 K: 0 S: 8	H: 1 LOB: 1 BB: 1 P: 11	R: 3 E: 1 K: 0 S: 12	H: 3 LOB: 1 BB: 1 P: 20	R: 0 E: 0 K: 1 S: 7	H: 0 LOB: 0 BB: 0 P: 10	R: 0 E: 0 K: 1 S: 8	H: 0 LOB: 0 BB: 0 P: 11	R: 0 E: 0 K: 0 S: 6	H: 0 LOB: 0 BB: 0 P: 11	R: 0 E: 0 K: 0 S: 7	H: 0 LOB: 0 BB: 0 P: 10	1B: 5 2B: 4 3B: 0 HR: 1	SF: 0 SAC: 0 DP: 3 HBP: 0	WP: 0 PB: 0 SB: 0 CS: 0	PA: 44
PITCHER	IP WLS BF H R ER SO BB IBB HBP BLK WP HR S P ERA WHIP	7.0 1.0 8.1 2.0 2.0	29 3 0 0 0	9 3 0 0 0	3 3 0 0 0	2 0 0 0 0	1 0 0 0 0	0 0 0 0 0	0 0 0 0 0	0 0 0 0 0	15 20 15 21	0.00 0.000 0.000 0.000 0.500												

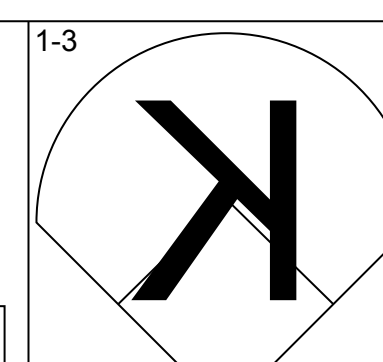
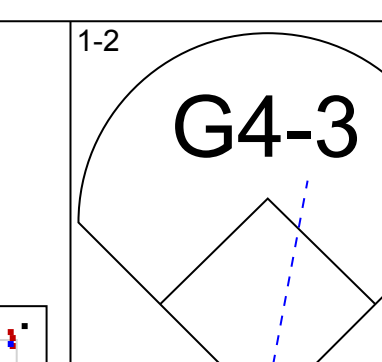
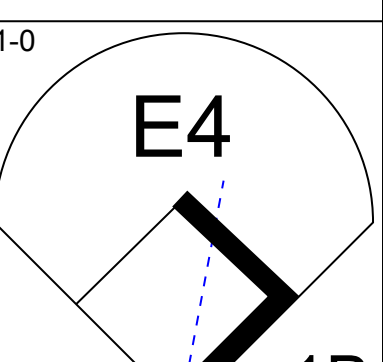
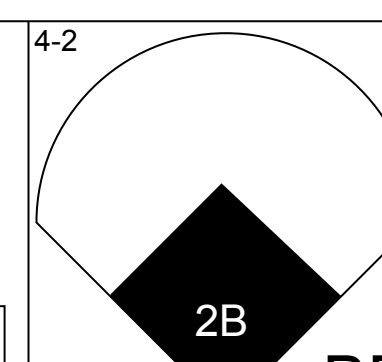
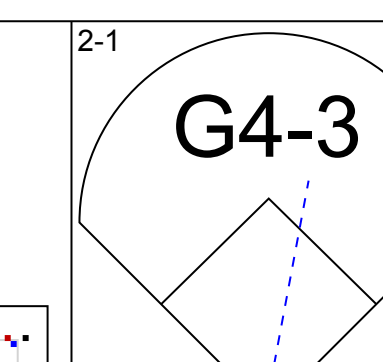
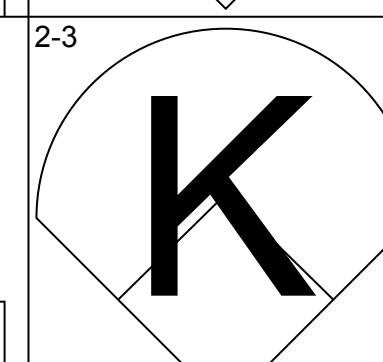
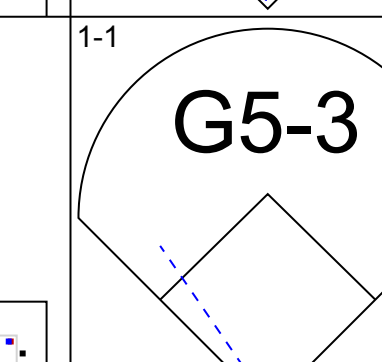
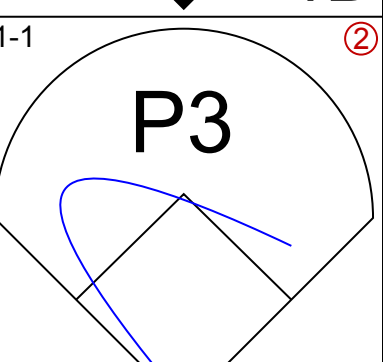
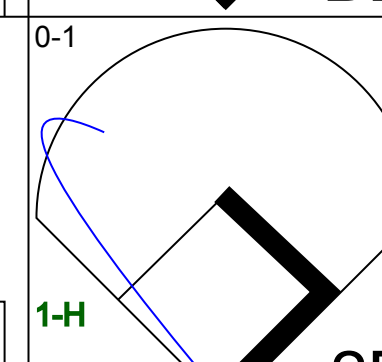
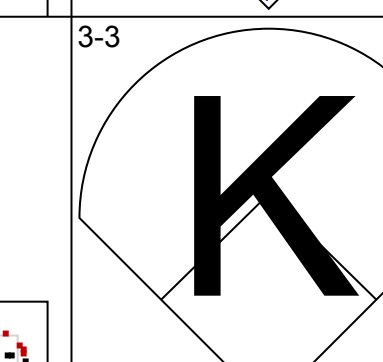
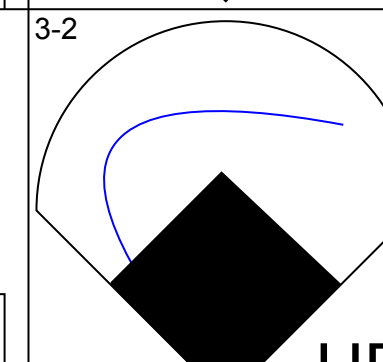
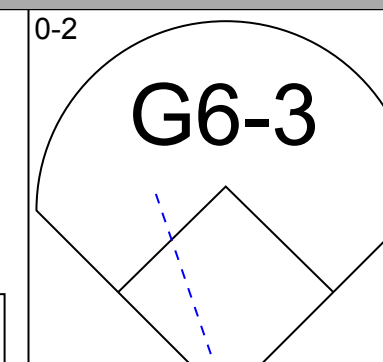
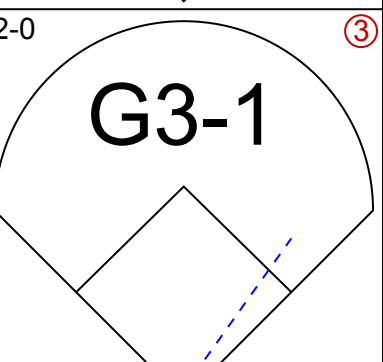
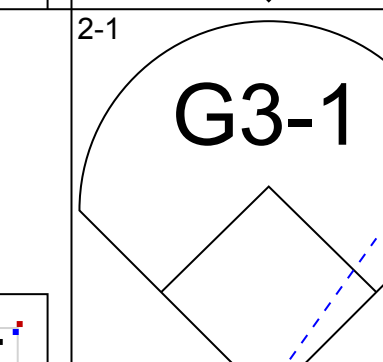
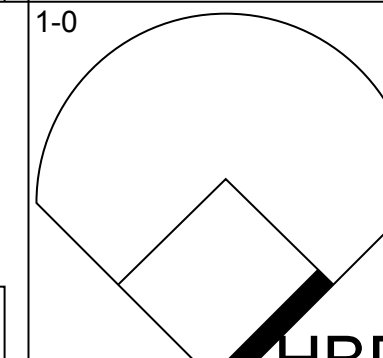
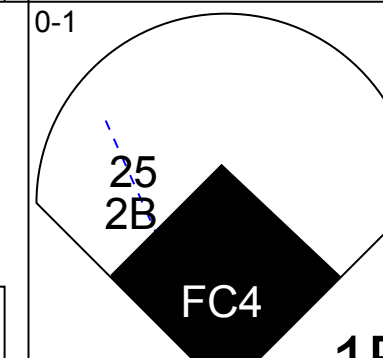
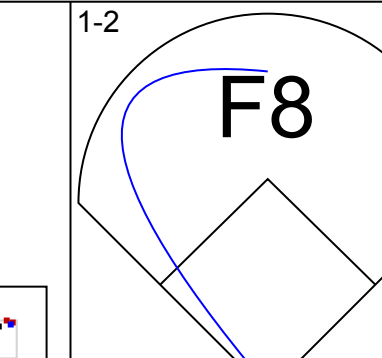
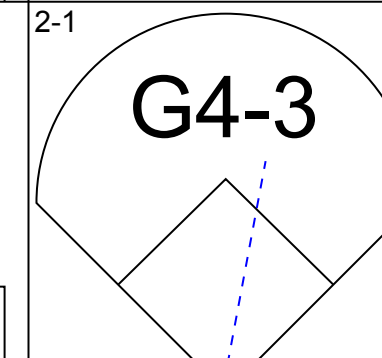
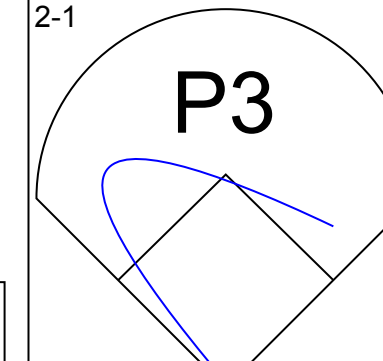
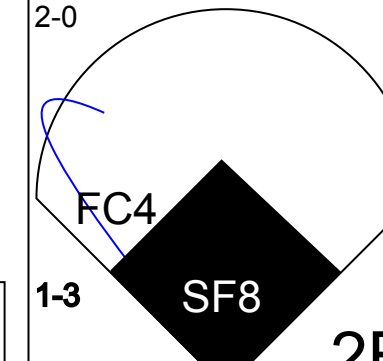
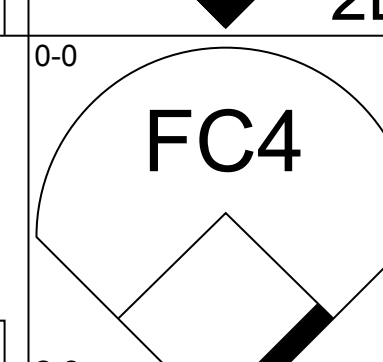
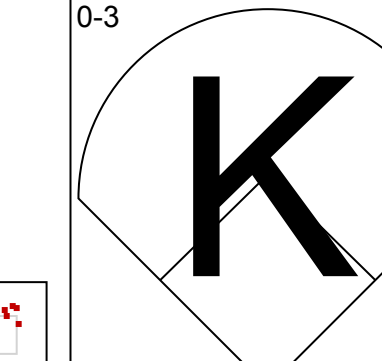
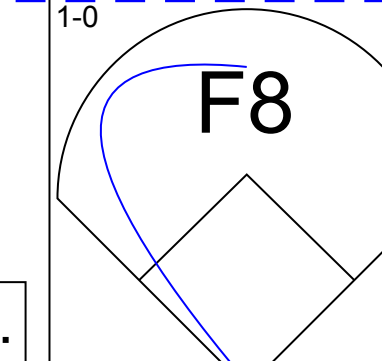
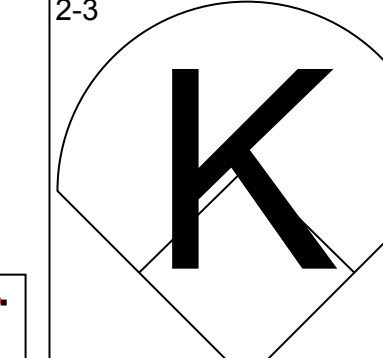
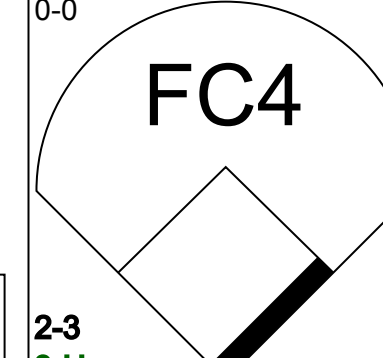
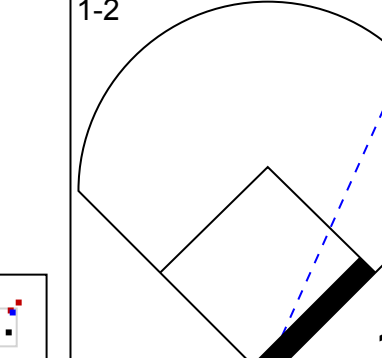
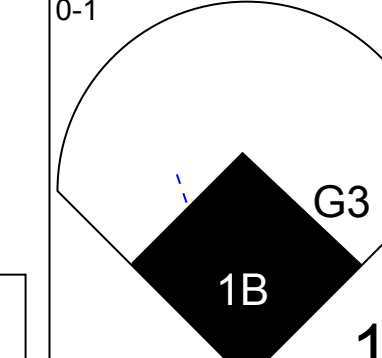

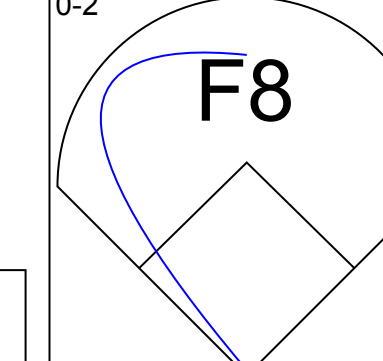
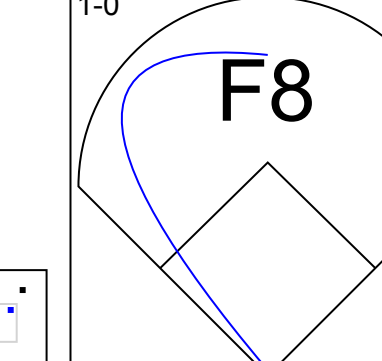
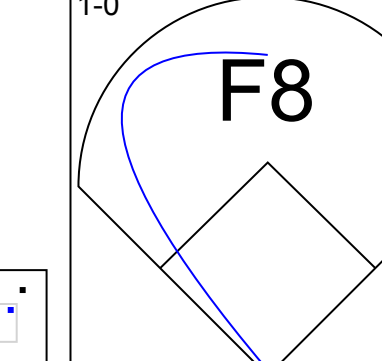
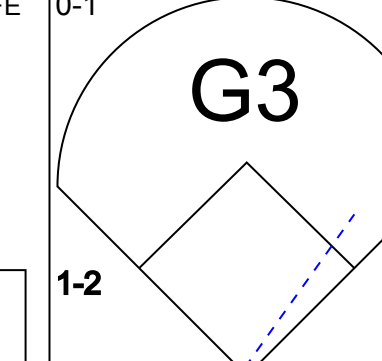
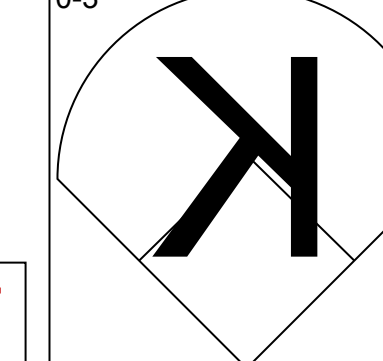
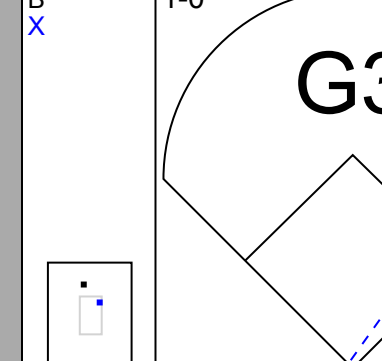
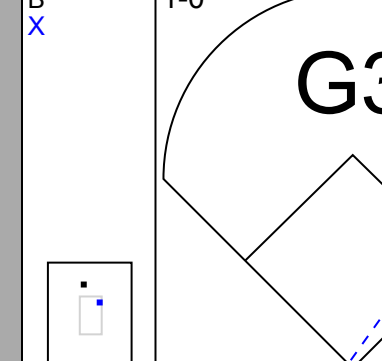
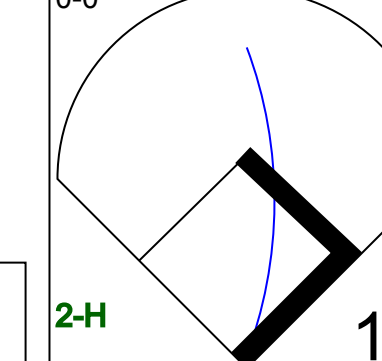
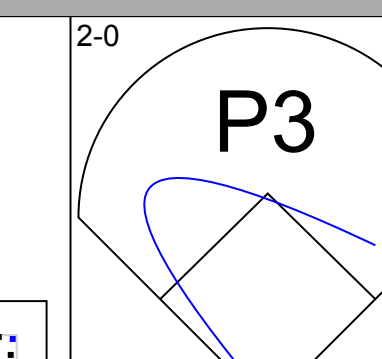
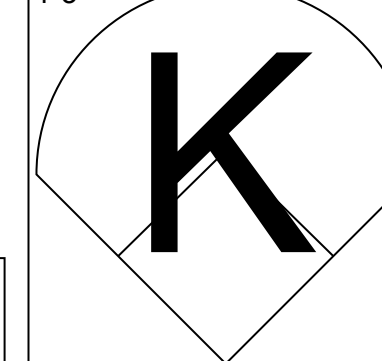
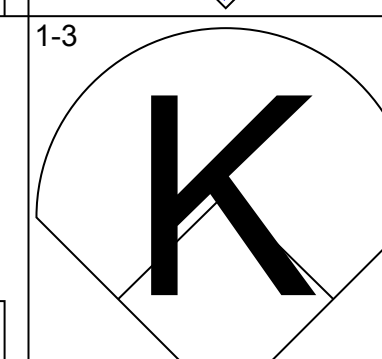
BOTTOM

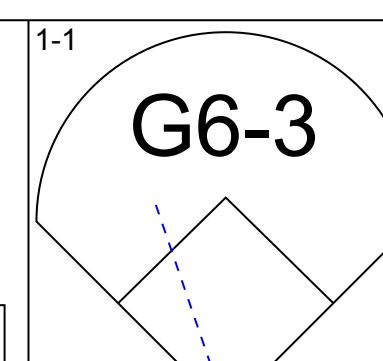
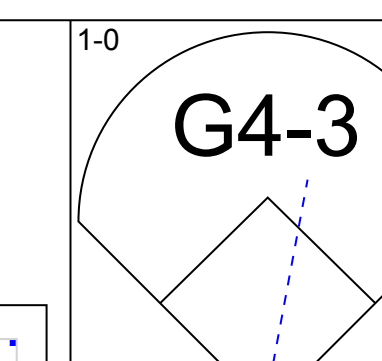
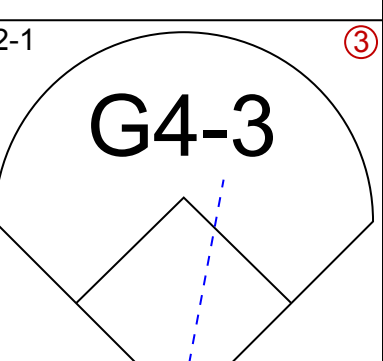
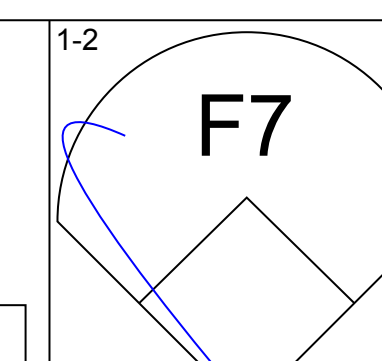
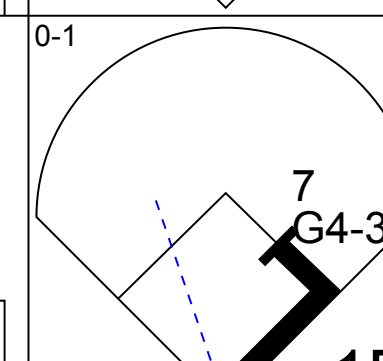
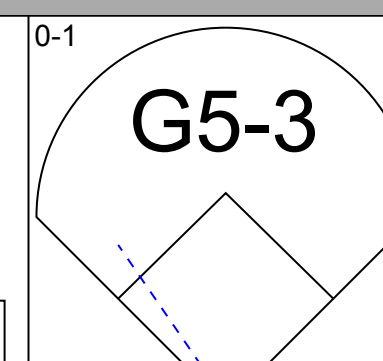
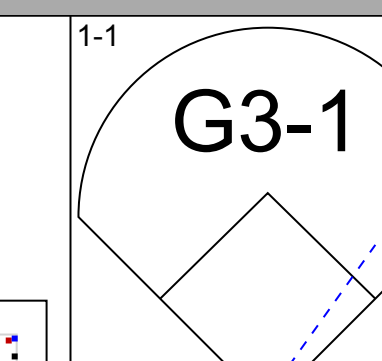
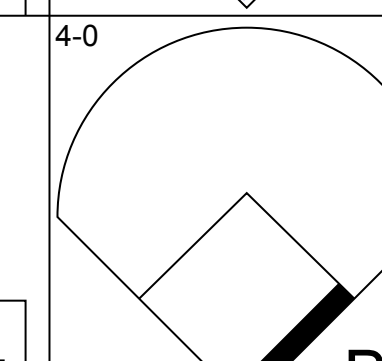
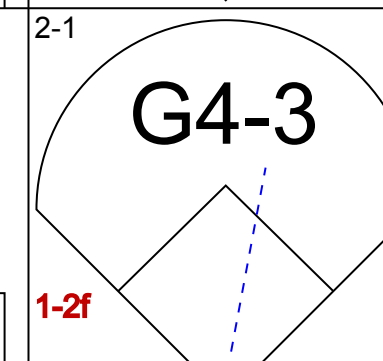
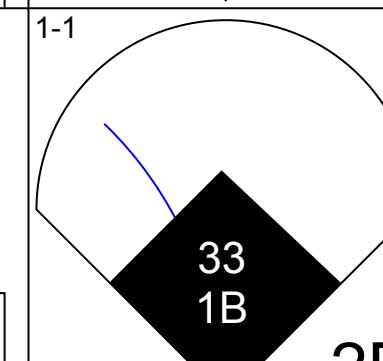
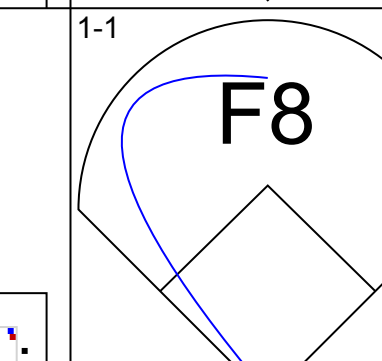
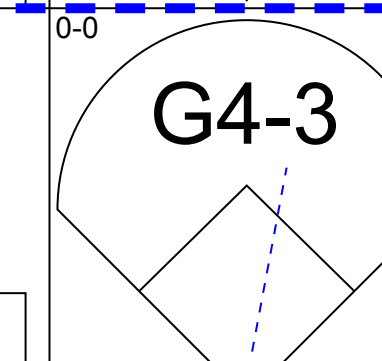
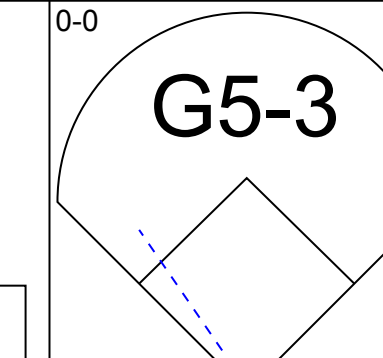
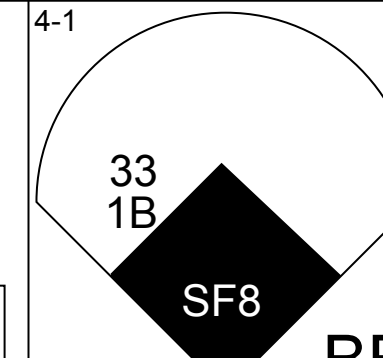
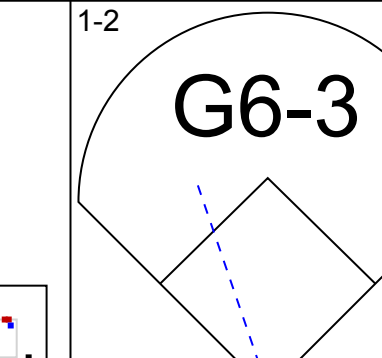
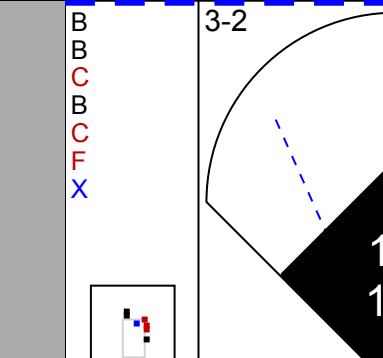
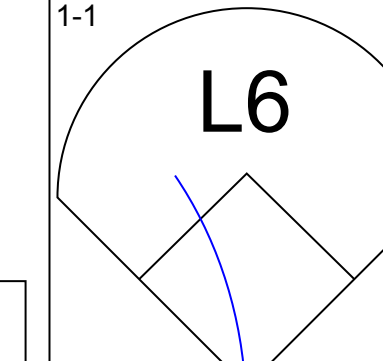
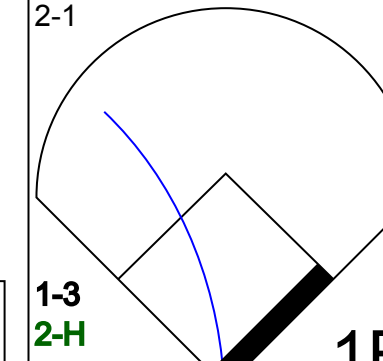
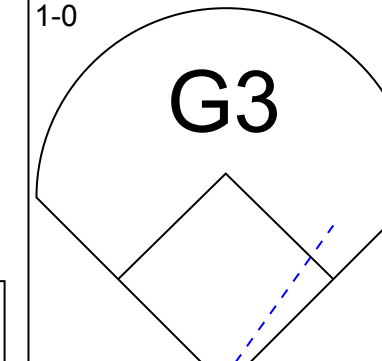
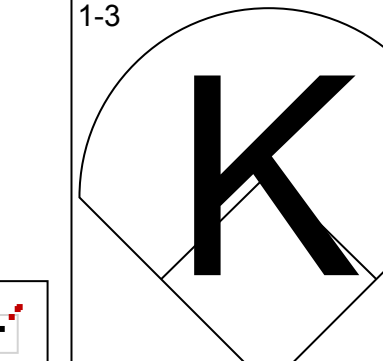
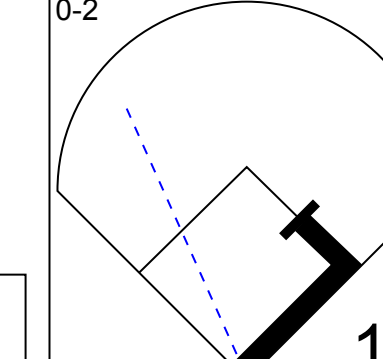
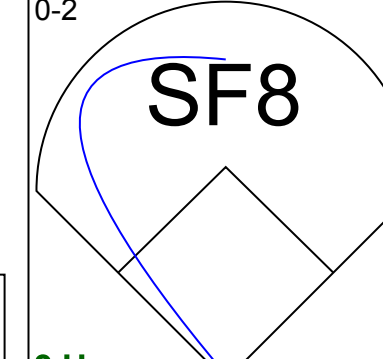
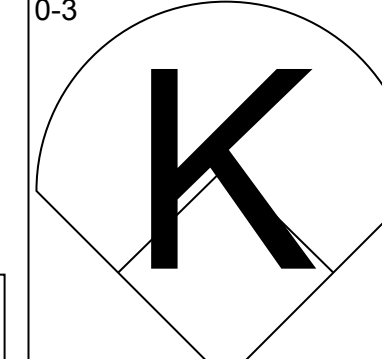
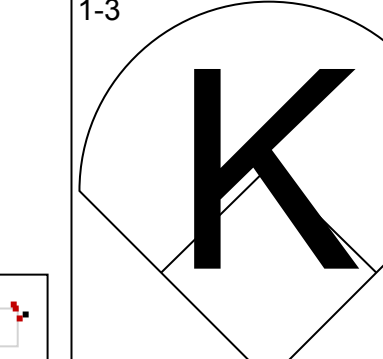
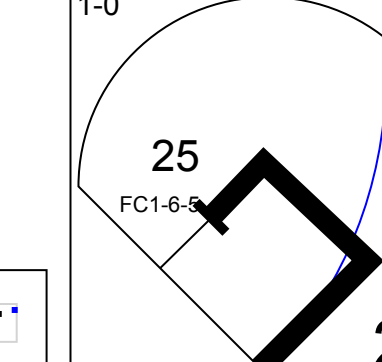
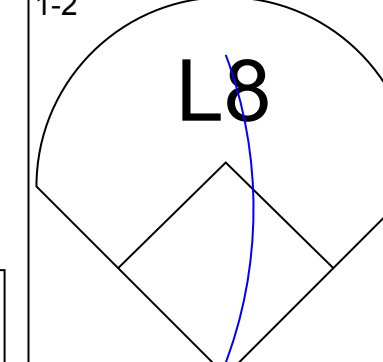
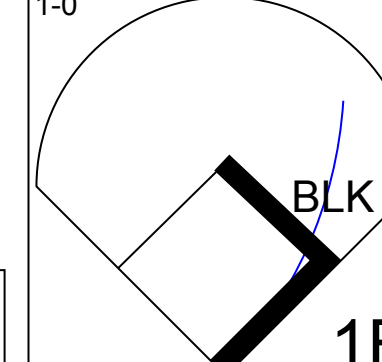
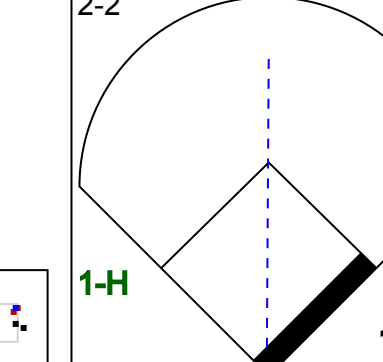
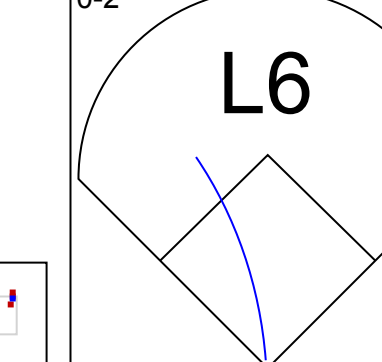
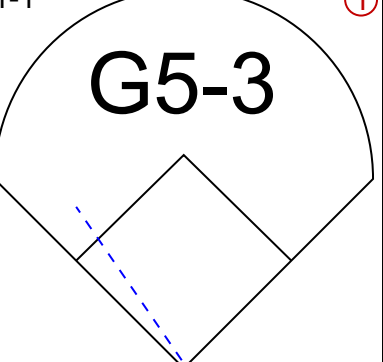
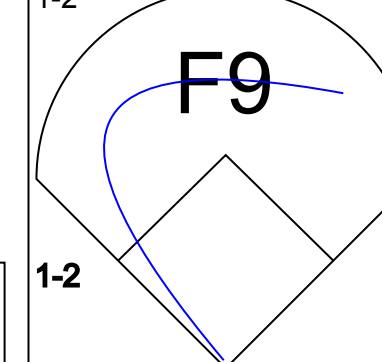
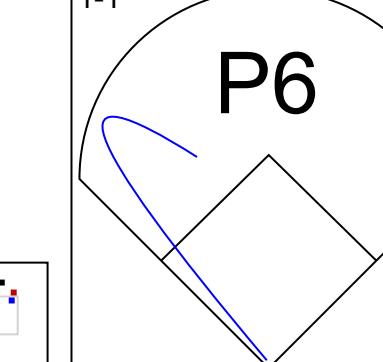
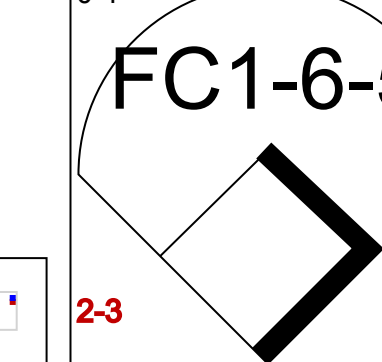
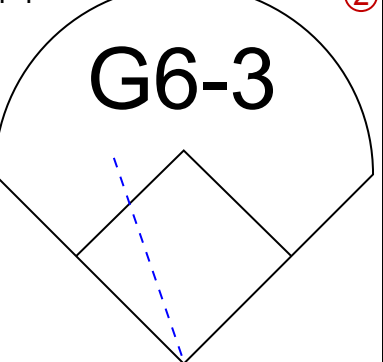
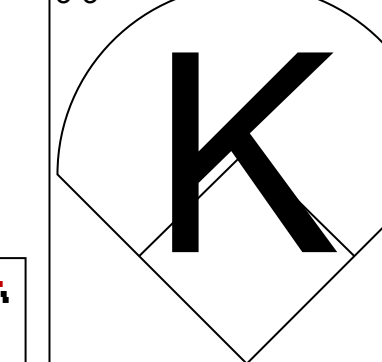
Cleveland Indians @ Minnesota Twins
Hubert H. Humphrey Metrodome, Minneapolis, MN

Mon Apr 23 2007, 8:10 PM EDT
Att. 16,076 - Dome - 70 F

AB 42
R 3
H 9
RBI 3
BB 2
SO 5
LOB 13



Batter	1	2	3	4	5	6	7	8	9	AB	R	H	RBI	BB	SO	LOB	TOP			
24 Grady Sizemore, L OBP: 0.438, SLG: 0.517										4	1	1	0	1	1	0	Cleveland Indians @ Minnesota Twins Hubert H. Humphrey Metrodome, Minneapolis, MN Tue Apr 24 2007, 8:10 PM EDT Att: 20,849 - Dome - 70 F			
Casey Blake, R OBP: 0.282, SLG: 0.333										5	0	1	1	0	2	1				
48 Travis Hafner, L OBP: 0.494, SLG: 0.651										4	1	1	1	0	0	1				
41 Victor Martinez, S OBP: 0.438, SLG: 0.537										3	1	1	0	0	0	2				
25 Ryan Garko, R OBP: 0.347, SLG: 0.444 10 Kelly Shoppach, R OBP: 0.346, SLG: 0.455										4	1	1	0	0	0	1				
Trot Nixon, L OBP: 0.333, SLG: 0.366 17 Shin-Soo Choo, L OBP: 0.333, SLG: 0.200									4	0	2	1	0	1	1					
Jason Michaels, R OBP: 0.333, SLG: 0.486									3	0	0	1	0	0	2					
Mike Rouse, L OBP: 0.211, SLG: 0.063									4	0	1	1	0	2	1					
29 Josh Barfield, R OBP: 0.153, SLG: 0.211									4	0	0	0	0	1	2					
Inning Stats	R: 1 E: 0 K: 2 S: 16	H: 1 LOB: 1 BB: 0 P: 25	R: 0 E: 0 K: 2 S: 9	H: 0 LOB: 0 BB: 0 P: 11	R: 0 E: 0 K: 0 S: 7	H: 0 LOB: 0 BB: 0 P: 11	R: 2 E: 0 K: 1 S: 13	H: 2 LOB: 1 BB: 0 P: 17	R: 0 E: 1 K: 0 S: 5	H: 1 LOB: 1 BB: 0 P: 9	R: 0 E: 0 K: 1 S: 12	H: 1 LOB: 2 BB: 1 P: 21	R: 1 E: 0 K: 0 S: 7	H: 2 LOB: 2 BB: 0 P: 9	R: 0 E: 0 K: 1 S: 8	H: 0 LOB: 0 BB: 0 P: 15		1B: 5 2B: 2 3B: 0 HR: 1	SF: 1 SAC: 0 DP: 0 HBP: 2	WP: 0 PB: 0 SB: 0 CS: 0
PITCHER	IP WLS BF H R ER SO BB IBB HBP BLK WP HR S P ERA WHIP	IP WLS BF H R ER SO BB IBB HBP BLK WP HR S P ERA WHIP																		
Johan Santana, L ERA: 3.44	(1, 1) 7.0 L 31 6 4 4 7	(8, 1) 2.0 8 2 1 1 1																		
54 Matt Guerrier, R ERA: 2.64	(8, 1) 2.0 8 2 1 1 1																			

Batter	1	2	3	4	5	6	7	8	9	AB	R	H	RBI	BB	SO	LOB	BOTTOM			
Jason Tyner, L OBP: 0.341, SLG: 0.410										4	0	0	0	0	0	1	Cleveland Indians @ Minnesota Twins Hubert H. Humphrey Metrodome, Minneapolis, MN Tue Apr 24 2007, 8:10 PM EDT Att: 20,849 - Dome - 70 F			
8 Nick Punto, S OBP: 0.275, SLG: 0.290										3	0	1	0	1	0	0				
7 Joe Mauer, L OBP: 0.469, SLG: 0.522										4	1	1	0	0	0	2				
5 Michael Cuddyer, R OBP: 0.365, SLG: 0.506										3	2	1	0	1	0	0				
33 Justin Morneau, L OBP: 0.356, SLG: 0.494										4	0	1	1	0	1	1				
Torii Hunter, R OBP: 0.325, SLG: 0.609										3	0	1	1	0	2	1				
16 Jason Kubel, L OBP: 0.308, SLG: 0.354										4	0	3	1	0	0	1				
Jason Bartlett, R OBP: 0.288, SLG: 0.259 38 Luis Antonio Rodriguez, S OBP: 0.233, SLG: 0.310										3	0	0	0	0	0	2				
25 Alexi Casilla, S OBP: 0.235, SLG: 0.265										3	0	0	0	0	1	1				
Inning Stats	R: 0 E: 0 K: 0 S: 6	H: 1 LOB: 0 BB: 0 P: 9	R: 0 E: 0 K: 0 S: 6	H: 1 LOB: 1 BB: 0 P: 7	R: 0 E: 0 K: 0 S: 8	H: 1 LOB: 1 BB: 0 P: 10	R: 2 E: 0 K: 0 S: 14	H: 2 LOB: 1 BB: 1 P: 22	R: 0 E: 0 K: 0 S: 6	H: 0 LOB: 0 BB: 0 P: 10	R: 0 E: 0 K: 1 S: 10	H: 1 LOB: 1 BB: 0 P: 13	R: 0 E: 0 K: 1 S: 8	H: 0 LOB: 1 BB: 1 P: 16	R: 1 E: 0 K: 2 S: 15	H: 2 LOB: 1 BB: 0 P: 23		1B: 6 2B: 2 3B: 0 HR: 0	SF: 1 SAC: 0 DP: 1 HBP: 0	WP: 0 PB: 0 SB: 0 CS: 0
PITCHER	IP WLS BF H R ER SO BB IBB HBP BLK WP HR S P ERA WHIP	IP WLS BF H R ER SO BB IBB HBP BLK WP HR S P ERA WHIP																		
55 Roberto Hernandez, R ERA: 5.0	(1, 1) 7.2 W 29 6 2 2 2	(8, 1) 0.1 H 1 0 0 0 0																		
46 Aaron Fultz, L ERA: 1.29	(8, 1) 0.1 H 1 0 0 0 0																			
47 Joe Borowski, R ERA: 10.0	(8, 1) 1.0 S 5 2 1 1 2																			




Batter	1	2	3	4	5	6	7	8	9	10	11	AB	R	H	RBI	BB	SO	LOB	TOP							
25 Jerry Hairston, R OBP: 0.370, SLG: 0.348	0-1 FC4-6 1B		1-2 F9			0-0 5 HR 1B	3-3 K		3-2 P6		2-1 P3	6	1	2	0	0	1	2								
5 Ian Kinsler, R OBP: 0.408, SLG: 0.742	0-2 FC4-6 10 G6-4-3			2-2 F7		0-1 HR		1-2 F7	2-3 K	1-0 10 1B		6	1	2	3	0	1	2								
10 Michael Young, R OBP: 0.216, SLG: 0.318	1-0 G6-4-3			2-3 K		0-0 23 1B		2-2 23 1B	0-0 2B	0-3 K		6	2	3	1	0	2	2								
23 Mark Teixeira, S OBP: 0.353, SLG: 0.254		3-2 G6-3		1-3 K		2-1 2B 1B		1-0 G3	3-4 IBB			4	1	1	0	1	1	1								
Sammy Sosa, R OBP: 0.279, SLG: 0.448 Matt Kata, S OBP: 0.316, SLG: 0.611	0-0 P6				1-0 P6	3-2 2B		0-0 17 9 BB 2B	1-3 K			4	0	2	3	0	0	0								
9 Hank Blalock, L OBP: 0.289, SLG: 0.386	1-3 K				0-3 K	1-3 K		4-1 17 BB BB	1-2 K			4	0	0	0	1	4	1								
17 Nelson Cruz, R OBP: 0.322, SLG: 0.302			1-1 P4		0-3 K	3-3 K		4-1 K	1-2 2-3 BB			4	0	0	0	1	3	1								
6 Brad Wilkerson, L OBP: 0.293, SLG: 0.417			3-3 K			0-2 L8	2-3 K	2-3 K		0-3 K		5	0	0	0	0	4	3								
15 Gerald Laird, R OBP: 0.333, SLG: 0.358 Kenny Lofton, L OBP: 0.354, SLG: 0.400			4-2 BB			1-1 25 5 HR 1B	2-3 K		4-0 5 10 2B BB			2	1	1	0	2	1	0								
35 Chris Stewart, R OBP: 0.354, SLG: 0.400											3-3 K	1	0	1	0	0	0	0								
Inning Stats	R: 0 E: 0 K: 0 S: 6	H: 1 LOB: 0 BB: 0 P: 7	R: 0 E: 0 K: 1 S: 7	H: 0 LOB: 0 BB: 0 P: 11	R: 0 E: 0 K: 1 S: 11	H: 0 LOB: 1 BB: 1 P: 20	R: 0 E: 0 K: 2 S: 8	H: 0 LOB: 0 BB: 0 P: 9	R: 5 E: 0 K: 2 S: 23	H: 6 LOB: 1 BB: 0 P: 33	R: 0 E: 0 K: 3 S: 12	H: 0 LOB: 0 BB: 0 P: 19	R: 1 E: 0 K: 1 S: 13	H: 2 LOB: 3 BB: 2 P: 27	R: 1 E: 0 K: 2 S: 14	H: 1 LOB: 2 BB: 2 P: 28	R: 0 E: 0 K: 3 S: 10	H: 0 LOB: 0 BB: 0 P: 14	R: 0 E: 0 K: 2 S: 9	H: 1 LOB: 1 BB: 0 P: 15	1B: 8 2B: 2 3B: 0 HR: 1	SF: 0 SAC: 1 DP: 1 HBP: 0	WP: 0 PB: 0 SB: 3 CS: 0	PA: 48		
PITCHER	IP ERA WLS BF H R ER SO BB IBB HBP BLK WP HR S P ERA WHIP	IP ERA WLS BF H R ER SO BB IBB HBP BLK WP HR S P ERA WHIP	IP ERA WLS BF H R ER SO BB IBB HBP BLK WP HR S P ERA WHIP	IP ERA WLS BF H R ER SO BB IBB HBP BLK WP HR S P ERA WHIP	IP ERA WLS BF H R ER SO BB IBB HBP BLK WP HR S P ERA WHIP	IP ERA WLS BF H R ER SO BB IBB HBP BLK WP HR S P ERA WHIP	IP ERA WLS BF H R ER SO BB IBB HBP BLK WP HR S P ERA WHIP	IP ERA WLS BF H R ER SO BB IBB HBP BLK WP HR S P ERA WHIP	IP ERA WLS BF H R ER SO BB IBB HBP BLK WP HR S P ERA WHIP	IP ERA WLS BF H R ER SO BB IBB HBP BLK WP HR S P ERA WHIP	IP ERA WLS BF H R ER SO BB IBB HBP BLK WP HR S P ERA WHIP	IP ERA WLS BF H R ER SO BB IBB HBP BLK WP HR S P ERA WHIP	IP ERA WLS BF H R ER SO BB IBB HBP BLK WP HR S P ERA WHIP	IP ERA WLS BF H R ER SO BB IBB HBP BLK WP HR S P ERA WHIP	IP ERA WLS BF H R ER SO BB IBB HBP BLK WP HR S P ERA WHIP	IP ERA WLS BF H R ER SO BB IBB HBP BLK WP HR S P ERA WHIP	IP ERA WLS BF H R ER SO BB IBB HBP BLK WP HR S P ERA WHIP	IP ERA WLS BF H R ER SO BB IBB HBP BLK WP HR S P ERA WHIP	IP ERA WLS BF H R ER SO BB IBB HBP BLK WP HR S P ERA WHIP	IP ERA WLS BF H R ER SO BB IBB HBP BLK WP HR S P ERA WHIP	IP ERA WLS BF H R ER SO BB IBB HBP BLK WP HR S P ERA WHIP	IP ERA WLS BF H R ER SO BB IBB HBP BLK WP HR S P ERA WHIP	IP ERA WLS BF H R ER SO BB IBB HBP BLK WP HR S P ERA WHIP	IP ERA WLS BF H R ER SO BB IBB HBP BLK WP HR S P ERA WHIP	IP ERA WLS BF H R ER SO BB IBB HBP BLK WP HR S P ERA WHIP	IP ERA WLS BF H R ER SO BB IBB HBP BLK WP HR S P ERA WHIP

Texas Rangers @ Cleveland Indians
 Jacobs Field, Cleveland, OH
 Wed Apr 25 2007, 7:05 PM EDT
 Alt. 13,843 - Overcast - 48 F

livebaseballscorecards.com

AB 43
 R 7
 H 11
 RBI 7
 BB 5
 SO 19
 LOB 14




Batter	1	2	3	4	5	6	7	8	9	10	11	AB	R	H	RBI	BB	SO	LOB	BOTTOM							
24 Grady Sizemore, L OBP: 0.430, SLG: 0.492	1-3 K	1-0 1B		0-0 F8		3-3 K		4-2 SH3-4 BB		1-3 K		5	1	1	1	1	3	2								
Casey Blake, R OBP: 0.276, SLG: 0.324	1-3 K	3-2 48 BB 1B		1-3 K		2-0 F9		0-0 SH3-4	1-2 K	1-1 L9		5	0	1	1	0	2	2								
48 Travis Hafner, L OBP: 0.494, SLG: 0.627	2-3 K	4-1 1B		2-1 41 FC6-4 1B		3-1 25 41 BB 1B HBP		1-1 L8		2-3 K		4	1	1	1	1	2	1								
41 Victor Martinez, S OBP: 0.426, SLG: 0.522		0-2 F8		0-0 FC6-4		4-1 17 25 BB BB		2-3 K		1-0 10 2 1B 2B		5	1	1	0	1	1	5								
25 Ryan Garko, R OBP: 0.377, SLG: 0.447 10 Kelly Shoppach, R OBP: 0.357, SLG: 0.458		2-1 17 E HBP		0-2 F9		2-1 1B		4-2 17 1B BB	1-3 K	1-0 2 1B 1B		2	1	1	0	1	0	0								
Tret Nixon, L OBP: 0.333, SLG: 0.364 Jason Michaels, R OBP: 0.310, SLG: 0.447		3-1 17 E 1B		2-2 L6		1-0 F8		0-1 F3	2-3 K	3-3 K		3	1	1	0	0	0	1								
2 Jhonny Peralta, R OBP: 0.319, SLG: 0.377		4-2 17 E 29 G4-3 BB		1-0 G6-3		3-2 F8		0-3 K	2-0 2B		0-0 1B		5	1	2	1	1	1	4							
17 Shin-Soo Choo, L OBP: 0.455, SLG: 0.333		1-1 29 G4-3 E4 1B		1-1 24 F8 48 BB 1B		2-2 L6		0-2 1B		4-0 IBB		4	2	2	2	1	0	2								
29 Josh Barfield, R OBP: 0.199, SLG: 0.200 20 David Dellucci, L OBP: 0.304, SLG: 0.419 Mike Rouse, L OBP: 0.211, SLG: 0.063		1-3 23 3H G4-3		4-2 48 1B BB		1-2 G1-3		1-2 K	1-3 F8			3	0	0	1	1	1	4								
Inning Stats	R: 0 E: 0 K: 3 S: 9	H: 0 LOB: 0 BB: 0 P: 13	R: 5 E: 1 K: 0 S: 21	H: 3 LOB: 2 BB: 2 P: 42	R: 0 E: 0 K: 0 S: 7	H: 0 LOB: 0 BB: 0 P: 10	R: 1 E: 0 K: 1 S: 11	H: 2 LOB: 2 BB: 1 P: 19	R: 0 E: 0 K: 1 S: 9	H: 0 LOB: 0 BB: 0 P: 15	R: 1 E: 0 K: 2 S: 17	H: 1 LOB: 3 BB: 2 P: 29	R: 0 E: 0 K: 1 S: 11	H: 0 LOB: 1 BB: 1 P: 18	R: 0 E: 0 K: 2 S: 9	H: 0 LOB: 0 BB: 0 P: 13	R: 1 E: 0 K: 1 S: 9	H: 3 LOB: 2 BB: 0 P: 14	1B: 9 2B: 2 3B: 0 HR: 0	SF: 0 SAC: 1 DP: 0 HBP: 2	WP: 0 PB: 0 SB: 1 CS: 0	PA: 52				
PITCHER	IP ERA WLS BF H R ER SO BB IBB HBP BLK WP HR S P ERA WHIP	IP ERA WLS BF H R ER SO BB IBB HBP BLK WP HR S P ERA WHIP	IP ERA WLS BF H R ER SO BB IBB HBP BLK WP HR S P ERA WHIP	IP ERA WLS BF H R ER SO BB IBB HBP BLK WP HR S P ERA WHIP	IP ERA WLS BF H R ER SO BB IBB HBP BLK WP HR S P ERA WHIP	IP ERA WLS BF H R ER SO BB IBB HBP BLK WP HR S P ERA WHIP	IP ERA WLS BF H R ER SO BB IBB HBP BLK WP HR S P ERA WHIP	IP ERA WLS BF H R ER SO BB IBB HBP BLK WP HR S P ERA WHIP	IP ERA WLS BF H R ER SO BB IBB HBP BLK WP HR S P ERA WHIP	IP ERA WLS BF H R ER SO BB IBB HBP BLK WP HR S P ERA WHIP	IP ERA WLS BF H R ER SO BB IBB HBP BLK WP HR S P ERA WHIP	IP ERA WLS BF H R ER SO BB IBB HBP BLK WP HR S P ERA WHIP	IP ERA WLS BF H R ER SO BB IBB HBP BLK WP HR S P ERA WHIP	IP ERA WLS BF H R ER SO BB IBB HBP BLK WP HR S P ERA WHIP	IP ERA WLS BF H R ER SO BB IBB HBP BLK WP HR S P ERA WHIP	IP ERA WLS BF H R ER SO BB IBB HBP BLK WP HR S P ERA WHIP	IP ERA WLS BF H R ER SO BB IBB HBP BLK WP HR S P ERA WHIP	IP ERA WLS BF H R ER SO BB IBB HBP BLK WP HR S P ERA WHIP	IP ERA WLS BF H R ER SO BB IBB HBP BLK WP HR S P ERA WHIP	IP ERA WLS BF H R ER SO BB IBB HBP BLK WP HR S P ERA WHIP	IP ERA WLS BF H R ER SO BB IBB HBP BLK WP HR S P ERA WHIP	IP ERA WLS BF H R ER SO BB IBB HBP BLK WP HR S P ERA WHIP	IP ERA WLS BF H R ER SO BB IBB HBP BLK WP HR S P ERA WHIP	IP ERA WLS BF H R ER SO BB IBB HBP BLK WP HR S P ERA WHIP	IP ERA WLS BF H R ER SO BB IBB HBP BLK WP HR S P ERA WHIP	IP ERA WLS BF H R ER SO BB IBB HBP BLK WP HR S P ERA WHIP

Texas Rangers @ Cleveland Indians
 Jacobs Field, Cleveland, OH
 Wed Apr 25 2007, 7:05 PM EDT
 Alt. 13,843 - Overcast - 48 F

livebaseballscorecards.com

AB 42
 R 8
 H 11
 RBI 7
 BB 7
 SO 13
 LOB 28



Batter	1	2	3	4	5	6	7	8	9	AB	R	H	RBI	BB	SO	LOB	TOP											
Kenny Lofton, L (1, 8) OBP: 0.354, SLG: 0.400	2-2 10 1B 23 F7-2 E		4-0 27 G3-1 S		1-0 3B		3-2 F7		1-2 F8	3	0	2	0	1	0	1	Texas Rangers @ Cleveland Indians Jacobs Field, Cleveland, OH Thu Apr 26 2007, 12:05 PM EDT Att: 14,066 - Overcast - 56 F											
25 Jerry Hairston, R (8, 8) OBP: 0.357, SLG: 0.333	SAFE 1-1 E4 10 1B		0-2 G3-1		0-1 P6		1-1 FC6 10 FC6-4		2-3 K	5	0	0	0	0	1	6												
27 Frank Catalanotto, L (1, 7) OBP: 0.229, SLG: 0.365	1-2 1B		1-3		0-3 K		2-2 FC6-4		1-0 F7	4	0	1	0	0	1	3												
10 Michael Young, R (1, 6) OBP: 0.217, SLG: 0.315	1-2 1B		0-0 F9		0-3 K		2-2 FC6-4		1-0 F7	1	0	0	0	0	0	2												
Matt Kata, S (8, 6) OBP: 0.300, SLG: 0.579	2-3 1B		1-1 F9		2-2 P5				2-3 K	4	0	0	0	0	1	5												
23 Mark Teixeira, S (1, 3) OBP: 0.337, SLG: 0.240	3-H G4-3				0-1 P3				2-2 HR	4	2	2	2	0	0	2												
Sammy Sosa, R (1, 10) OBP: 0.289, SLG: 0.535					1-2 2B				1-1 HR	4	2	2	0	0	1	0												
9 Hank Blalock, L (1, 5) OBP: 0.309, SLG: 0.419		3-2 5 SH1-3 6 G3		1-2 2B		1-3 K			1-1 F7	3	0	1	1	0	0	0												
5 Ian Kinsler, R (1, 4) OBP: 0.405, SLG: 0.739		0-0 SH1-3		1-2 2B		0-0 P4			2-2 G6-3	3	0	1	1	0	0	0												
6 Brad Wilkerson, L (1, 9) OBP: 0.289, SLG: 0.385		0-1 G3		2-1 P4		1-0 F8			4-1 15 1B BB	3	0	0	1	1	0	1												
15 Gerald Laird, R (1, 2) OBP: 0.242, SLG: 0.175		3-H P6		3-3 K		0-1 27 FC6 1B			2-1 1B	4	0	2	0	0	1	1												
Inning Stats	R: 0 E: 1 K: 0 S: 12	H: 2 LOB: 2 BB: 0 P: 21	R: 1 E: 0 K: 0 S: 7	H: 1 LOB: 0 BB: 0 P: 11	R: 0 E: 0 K: 0 S: 6	H: 0 LOB: 1 BB: 1 P: 11	R: 1 E: 0 K: 1 S: 14	H: 2 LOB: 1 BB: 0 P: 21	R: 0 E: 0 K: 1 S: 9	H: 1 LOB: 1 BB: 0 P: 12	R: 0 E: 0 K: 1 S: 11	H: 1 LOB: 1 BB: 0 P: 17	R: 1 E: 0 K: 1 S: 11	H: 1 LOB: 0 BB: 0 P: 18	R: 0 E: 0 K: 1 S: 10	H: 1 LOB: 2 BB: 1 P: 20		1B: 4 2B: 4 3B: 1 HR: 2	SF: 0 SAC: 1 DP: 1 HBP: 0	WP: 0 PB: 0 SB: 1 CS: 0	PA: 39							
PITCHER	IP	WLS	BF	H	R	ER	SO	BB	IBB	HBP	BLK	WP	HR	S	P	ERA		WHIP										
Paul Byrd, R (1, 1) ERA: 3.5	6.0	W	27	8	3	3	3	1	0	0	0	0	1	56	86	4.50		1.500										
40 Tom Mastny, R (7, 1) ERA: 2.89	2.0		7	1	1	1	1	0	0	0	0	0	1	20	33	4.50		0.500										
Jason Davis, R (9, 1) ERA: 1.29	1.0		5	1	0	0	1	1	0	0	0	0	0	10	20	0.00	2.000											

Batter	1	2	3	4	5	6	7	8	9	AB	R	H	RBI	BB	SO	LOB	BOTTOM											
24 Grady Sizemore, L (1, 8) OBP: 0.429, SLG: 0.486	2-2 48 PB 41 FC3-6 S			SAFE 1-1 L8		3-1 48 BB 1B		0-1 G3		5	1	2	1	0	0	2	Texas Rangers @ Cleveland Indians Jacobs Field, Cleveland, OH Thu Apr 26 2007, 12:05 PM EDT Att: 14,066 - Overcast - 56 F											
Casey Blake, R (1, 5) OBP: 0.296, SLG: 0.314	SAFE 1-3 K				1-2 G5-3		4-1 48 BB 1B		4-0 48 G5-6-3 BB	2	0	0	1	3	1	1												
48 Travis Hafner, L (1, 10) OBP: 0.489, SLG: 0.600	4-0 41 FC3-6 IBB				0-3 K		1-2 2-3 3-H 4-2 BB		0-1 G5-6-3	3	0	0	1	2	1	2												
41 Victor Martinez, S (1, 3) OBP: 0.397, SLG: 0.480	1-0 FC3-6 HR				3-2 G4-3		1-0 F9			4	1	0	1	0	0	4												
Trot Nixon, L (1, 9) OBP: 0.346, SLG: 0.438	1-1 1-H HR				0-0 L8		2-2 29 1B 24 1B 1B		2-2 P2	4	2	2	2	0	0	0												
2 Jhonny Peralta, R (1, 6) OBP: 0.316, SLG: 0.415	1-1 F9				3-2 G6-3		1-3 K		3-2 HR	4	1	1	1	0	1	1												
17 Shin-Soo Choo, L (1, 7) OBP: 0.467, SLG: 0.385		1-1 10 2B 1B			1-3 K		1-1 24 1B 29 1B 1B		2-3 K	4	2	2	0	0	2	0												
10 Kelly Shoppach, R (1, 2) OBP: 0.406, SLG: 0.500		0-2 24 FB PB 2B			4-2 29 FC4-6 BB		0-3 K		4-2 29 FC6-4 BB	2	1	1	1	2	1	2												
29 Josh Barfield, R (1, 4) OBP: 0.164, SLG: 0.203		2-0 L6			0-1 FC4-6		1-1 BB 24 1B 1B		1-2 FC6-4	4	1	1	0	0	0	3												
Inning Stats	R: 3 E: 0 K: 1 S: 12	H: 2 LOB: 1 BB: 1 P: 22	R: 2 E: 0 K: 0 S: 9	H: 2 LOB: 1 BB: 1 P: 19	R: 0 E: 0 K: 1 S: 12	H: 0 LOB: 0 BB: 1 P: 18	R: 0 E: 0 K: 1 S: 19	H: 4 LOB: 3 BB: 2 P: 36	R: 1 E: 0 K: 1 S: 17	H: 1 LOB: 1 BB: 1 P: 29	R: 0 E: 0 K: 0 S: 4	H: 0 LOB: 0 BB: 1 P: 8	R: 0 E: 0 K: 0 S: 4	H: 0 LOB: 0 BB: 1 P: 8	R: 0 E: 0 K: 0 S: 10	H: 0 LOB: 0 BB: 1 P: 20		1B: 6 2B: 1 3B: 0 HR: 2	SF: 0 SAC: 0 DP: 1 HBP: 0	WP: 0 PB: 2 SB: 1 CS: 0	PA: 39							
PITCHER	IP	WLS	BF	H	R	ER	SO	BB	IBB	HBP	BLK	WP	HR	S	P	ERA		WHIP										
43 Kameron Loe, R (1, 1) ERA: 5.21	5.1	L	25	6	7	6	4	2	1	0	0	0	1	57	95	10.12		1.500										
39 Scott Feldman, R (6, 1) ERA: 4.35	0.1		4	2	0	0	1	1	0	0	0	0	0	8	16	0.00		9.000										
32 Ron Mahay, L (6, 1) ERA: 3.24	1.1		7	1	2	2	1	2	0	0	0	0	1	20	37	13.50		2.250										
40 Akinori Otsuka, R (8, 1) ERA:	1.0		3	0	0	0	0	1	0	0	0	0	0	4	8	0.00		1.000										

AB	36
R	4
H	10
RBI	4
BB	2
SO	5
LOB	23



AB	32
R	9
H	9
RBI	8
BB	7
SO	6
LOB	15



Batter	1	2	3	4	5	6	7	8	9	AB	R	H	RBI	BB	SO	LOB	TOP					
1 Brian Roberts, S OBP: 0.337, SLG: 0.372										4	1	2	2	0	1	0	<p>Baltimore Orioles @ Cleveland Indians Jacobs Field, Cleveland, OH</p> <p>Fri Apr 27 2007, 7:05 PM EDT Att: 20,484 - Overcast - 54 F</p> <p>livebaseballscorecards.com</p>					
6 Melvin Mora, R OBP: 0.324, SLG: 0.489										3	0	0	0	0	2	1						
21 Nick Markakis, L OBP: 0.330, SLG: 0.430										4	0	1	0	0	1	2						
10 Miguel Tejada, R OBP: 0.367, SLG: 0.440										4	0	1	1	0	1	1						
17 Aubrey Huff, L OBP: 0.269, SLG: 0.386										4	0	1	0	0	0	1						
Jay Payton, R OBP: 0.236, SLG: 0.261										3	1	1	0	1	0	0						
31 Jay Gibbons, L OBP: 0.236, SLG: 0.265										4	0	0	0	0	1	4						
55 Ramon Hernandez, R OBP: 0.500, SLG: 0.571										4	1	1	0	0	2	3						
Corey Patterson, L OBP: 0.325, SLG: 0.353										4	1	1	1	0	2	0	<p>AB 34 R 4 H 8 RBI 4 BB 1 SO 10 LOB 12</p>					
Inning Stats	R: 1 E: 0 K: 0 S: 10	H: 2 LOB: 1 BB: 0 P: 17	R: 0 E: 0 K: 1 S: 7	H: 0 LOB: 0 BB: 0 P: 12	R: 0 E: 0 K: 2 S: 10	H: 0 LOB: 0 BB: 0 P: 14	R: 0 E: 0 K: 0 S: 11	H: 2 LOB: 3 BB: 1 P: 21	R: 0 E: 0 K: 1 S: 6	H: 0 LOB: 0 BB: 0 P: 10	R: 0 E: 0 K: 1 S: 12	H: 0 LOB: 0 BB: 0 P: 17	R: 3 E: 0 K: 1 S: 30	H: 4 LOB: 1 BB: 0 P: 48	R: 0 E: 0 K: 1 S: 10	H: 0 LOB: 0 BB: 0 P: 15		R: 0 E: 0 K: 3 S: 11	H: 0 LOB: 0 BB: 0 P: 16	1B: 6 2B: 2 HR: 0	SF: 0 SAC: 1 DP: 0 HBP: 0	WP: 1 PB: 0 SB: 0 CS: 0
PITCHER	IP WLS BF H R ER SO BB IBB HBP BLK WP HR S P ERA WHIP																					
37 Jake Westbrook, R ERA: 7.98	(1, 1) 6.1 W 26 6 3 3 5 1 0 0 0 0 0 0 70 114 4.26 1.105																					
46 Aaron Fultz, L ERA: 2.57	(7, 1) 0.0 0 1 1 0 0 0 0 0 0 0 0 0 0 4 6 ∞ ∞																					
Roberto Hernandez, R ERA: 3.52	(7, 1) 0.1 H 2 1 1 1 1 0 0 0 0 0 0 1 0 5 9 27.00 3.000																					
63 Rafael Betancourt, R ERA: 1.93	(7, 1) 1.1 H 4 0 0 0 1 0 0 0 0 0 0 0 0 17 25 0.00 0.000																					
47 Joe Borowski, R ERA: 9.0	(9, 1) 1.0 S 3 0 0 0 3 0 0 0 0 0 0 0 0 0 11 16 0.00 0.000																					

Batter	1	2	3	4	5	6	7	8	9	AB	R	H	RBI	BB	SO	LOB	BOTTOM			
24 Grady Sizemore, L OBP: 0.438, SLG: 0.527										4	1	2	3	1	1	0	<p>Baltimore Orioles @ Cleveland Indians Jacobs Field, Cleveland, OH</p> <p>Fri Apr 27 2007, 7:05 PM EDT Att: 20,484 - Overcast - 54 F</p> <p>livebaseballscorecards.com</p>			
Casey Blake, R OBP: 0.302, SLG: 0.333										5	0	2	0	0	1	3				
48 Travis Hafner, L OBP: 0.479, SLG: 0.575										3	0	0	0	1	2	3				
41 Victor Martinez, S OBP: 0.387, SLG: 0.453										3	0	0	0	1	0	1				
25 Ryan Garko, R OBP: 0.351, SLG: 0.412										4	0	0	0	0	0	2				
10 Kelly Shoppach, R OBP: 0.406, SLG: 0.500										0	0	0	0	0	0	0				
Trot Nixon, L OBP: 0.375, SLG: 0.440										2	1	1	0	2	0	1				
2 Johnny Peralta, R OBP: 0.338, SLG: 0.418										2	1	1	0	2	0	0				
Jason Michaels, R OBP: 0.295, SLG: 0.425										2	0	0	0	0	0	4				
20 David DeLucci, L OBP: 0.333, SLG: 0.419										0	1	0	0	1	0	0				
29 Josh Barfield, R OBP: 0.169, SLG: 0.206										4	1	1	2	0	1	3				
Inning Stats	R: 0 E: 0 K: 1 S: 14	H: 1 LOB: 1 BB: 0 P: 23	R: 0 E: 0 K: 0 S: 8	H: 2 LOB: 2 BB: 0 P: 17	R: 0 E: 0 K: 1 S: 9	H: 1 LOB: 0 BB: 0 P: 16	R: 0 E: 0 K: 0 S: 10	H: 0 LOB: 2 BB: 2 P: 24	R: 0 E: 0 K: 1 S: 10	H: 1 LOB: 1 BB: 0 P: 16	R: 5 E: 0 K: 1 S: 11	H: 2 LOB: 0 BB: 2 P: 23	R: 0 E: 0 K: 0 S: 8	H: 0 LOB: 1 BB: 2 P: 21	R: 0 E: 0 K: 1 S: 14	H: 0 LOB: 2 BB: 2 P: 25	1B: 5 2B: 1 3B: 0 HR: 1	SF: 0 SAC: 0 DP: 1 HBP: 1	WP: 0 PB: 0 SB: 1 CS: 1	PA: 39
PITCHER	IP WLS BF H R ER SO BB IBB HBP BLK WP HR S P ERA WHIP																			
41 Steve Trachsel, R ERA: 4.13	(1, 1) 5.2 L 25 5 2 2 3 4 0 0 1 0 0 0 0 6 8 81.00 6.000																			
46 Jeremy Guthrie, R ERA: 4.73	(6, 1) 0.1 B 4 2 3 3 1 0 0 0 1 0 0 0 0 6 8																			
John Parrish, L ERA: 2.31	(7, 1) 1.0 4 0 0 0 0 2 0 0 0 0 0 0 0 8 21 0.00 2.000																			
32 Jamie Walker, L ERA: 1.8	(8, 1) 1.0 5 0 0 0 1 2 0 0 0 0 0 0 0 14 25 0.00 2.000																			

Batter	1	2	3	4	5	6	7	8	9	AB	R	H	RBI	BB	SO	LOB	TOP			
1 Brian Roberts, S (1,4) OBP: 0.350, SLG: 0.385	1-1 F8		3-2 FC6-4 10 1B		1-0 10 HBP		1-3 K		3-1 G6-3 55 2B 6 SH3-4	5	2	3	0	0	1	0	Baltimore Orioles @ Cleveland Indians Jacobs Field, Cleveland, OH Sat Apr 28 2007, 7:05 PM EDT Att: 25,065 - Partly Cloudy - 62 F			
6 Melvin Mora, R (1,5) OBP: 0.321, SLG: 0.473	2-2 E6 55 1B		4-0 21 FC6-4		0-2 F4		0-3 K		1-1 SH3-4	3	1	0	0	1	1	2				
21 Nick Markakis, L (1,9) OBP: 0.315, SLG: 0.408	0-1 F8		1-0 FC6-4 10 1B 55 SF8-3		0-1 F7		2-0 F7		2-0 G6-3	5	1	0	0	0	0	6				
10 Miguel Tejada, R (1,6) OBP: 0.398, SLG: 0.457	1-2 55 1B		1-2 55 SF8-3		1-0 HBP			3-2 17 G3 2B	4-0 55 2B	3	2	3	1	1	0	0				
55 Ramon Hernandez, R (1,2) OBP: 0.462, SLG: 0.636	2-1 1-3 2H		1-0 SF8-3		0-0 F7			0-3 K	2-2 1B	4	0	2	4	0	1	4				
Jay Payton, R (1,7) OBP: 0.333, SLG: 0.286	1-1 P5			0-0 L5		0-2 G6-3		1-0 17 G3 2B	1-1 2B	5	1	2	0	0	0	2				
Kevin Millar, R (1,10) 17 Aubrey Huff, L (8, PH) OBP: 0.263, SLG: 0.378		1-3 K		1-2 F8		4-2 BB		0-1 G3	0-0 P6	2	0	0	0	1	1	0				
Corey Patterson, L (1,8) Chris Gomez, R (1,3) OBP: 0.323, SLG: 0.400		2-2 F8		0-0 F8		1-2 F9		1-2 2-3		4	0	1	2	0	0	1				
		1-2 G5-3			2-1 10 HBP 1 1B		3-2 F7		0-0 P4	4	0	1	0	0	0	2				
Inning Stats	R: 1 E: 1 K: 0 S: 16	H: 2 LOB: 2 BB: 0 P: 23	R: 0 E: 0 K: 1 S: 10	H: 0 LOB: 0 BB: 0 P: 14	R: 2 E: 0 K: 0 S: 11	H: 2 LOB: 0 BB: 1 P: 21	R: 0 E: 0 K: 0 S: 5	H: 0 LOB: 0 BB: 0 P: 6	R: 0 E: 0 K: 0 S: 9	H: 2 LOB: 3 BB: 0 P: 13	R: 0 E: 0 K: 2 S: 8	H: 0 LOB: 1 BB: 0 P: 11	R: 2 E: 0 K: 1 S: 13	H: 3 LOB: 1 BB: 0 P: 17	R: 2 E: 0 K: 0 S: 11	H: 3 LOB: 2 BB: 1 P: 24	1B: 10 2B: 3 HR: 0	SF: 1 SAC: 1 DP: 1 HBP: 1	WP: 0 PB: 0 SB: 1 CS: 0	PA: 43
PITCHER	IP WLS BF H R ER SO	IP WLS BF H R ER SO	IP WLS BF H R ER SO	IP WLS BF H R ER SO	IP WLS BF H R ER SO	IP WLS BF H R ER SO	IP WLS BF H R ER SO	IP WLS BF H R ER SO	IP WLS BF H R ER SO	IP WLS BF H R ER SO	IP WLS BF H R ER SO	IP WLS BF H R ER SO	IP WLS BF H R ER SO	IP WLS BF H R ER SO	IP WLS BF H R ER SO	IP WLS BF H R ER SO	ERA WHIP	ERA WHIP		
45 Jeremy Sowers, L (1,1) ERA: 4.4	6.0	27	6	3	2	1	2	0	0	64	98	3.00	1.333							
Fernando Cabrera, R (7,1) ERA: 1.5	1.1	6	2	2	2	3	0	0	0	15	22	13.50	1.500							
46 Aaron Fultz, L (8,1) ERA: 2.45	0.1	2	1	0	0	0	0	0	0	5	5	0.00	3.000							
Roberto Hernandez, R (8,1) ERA: 5.0	1.1	8	3	2	2	0	0	1	0	12	25	13.50	2.250							

AB	37
R	7
H	12
RBI	7
BB	3
SO	4
LOB	21



Batter	1	2	3	4	5	6	7	8	9	AB	R	H	RBI	BB	SO	LOB	BOTTOM					
24 Grady Sizemore, L (1,8) OBP: 0.440, SLG: 0.513	4-2 48 BB 41 1B		1-2 41 PB HBP		2-3 K		2-3 K			2	1	0	0	1	2	2	Baltimore Orioles @ Cleveland Indians Jacobs Field, Cleveland, OH Sat Apr 28 2007, 7:05 PM EDT Att: 25,065 - Partly Cloudy - 62 F					
Casey Blake, R (1,5) OBP: 0.300, SLG: 0.342	2-3 K		2-3 K		1-1 1-H 2B		2-2 G5-3			4	0	1	1	0	2	3						
48 Travis Hafner, L (1,10) OBP: 0.469, SLG: 0.553	4-1 41 1B		2-3 K		1-2 G4-3		1-3 K			3	0	0	0	1	2	3						
41 Victor Martinez, S (1,2) OBP: 0.394, SLG: 0.474	1-2 1-2 2H		2-1 G6-3			3-1 2 HR		2-0 F8		4	1	2	1	0	0	1						
25 Ryan Garko, R (1,3) OBP: 0.328, SLG: 0.382	1-3 K			1-3 K		1-3 K		1-1 G6-3		4	0	0	0	0	3	3						
Trot Nixon, L (1,9) OBP: 0.350, SLG: 0.407	0-1 G3			2-0 G1-3		3-3 K		2-0 G3-1		4	0	0	0	0	1	3						
2 Johnny Peralta, R (1,6) OBP: 0.333, SLG: 0.451		2-3 K		1-3 K		0-1 2H			0-1 F9	4	1	1	2	0	2	0						
Jason Michaels, R (1,7) OBP: 0.277, SLG: 0.395		0-1 P3			0-2 F8		1-1 G5-3		3-3 K	3	0	0	0	0	0	0						
20 David Dellucci, L (9, PH) OBP: 0.327, SLG: 0.409										1	0	0	0	0	1	0						
29 Josh Barfield, R (1,4) OBP: 0.189, SLG: 0.225		3-3 K			1-0 2B		3-2 G5-3 24 S		2-2 L4	3	1	2	0	0	1	0						
17 Shin-Soo Choo, L (9, PH) OBP: 0.438, SLG: 0.357										1	0	0	0	0	0	0						
Inning Stats	R: 1 E: 0 K: 2 S: 16	H: 1 LOB: 2 BB: 2 P: 28	R: 0 E: 0 K: 2 S: 8	H: 0 LOB: 0 BB: 0 P: 13	R: 0 E: 0 K: 2 S: 11	H: 0 LOB: 1 BB: 0 P: 18	R: 0 E: 0 K: 2 S: 7	H: 0 LOB: 0 BB: 0 P: 11	R: 1 E: 0 K: 1 S: 13	H: 2 LOB: 1 BB: 0 P: 18	R: 2 E: 0 K: 2 S: 12	H: 2 LOB: 0 BB: 0 P: 20	R: 0 E: 0 K: 2 S: 15	H: 1 LOB: 1 BB: 0 P: 23	R: 0 E: 0 K: 0 S: 4	H: 0 LOB: 0 BB: 0 P: 9	R: 0 E: 0 K: 1 S: 8	H: 0 LOB: 0 BB: 0 P: 13	1B: 3 2B: 2 HR: 1	SF: 0 SAC: 0 DP: 0 HBP: 1	WP: 0 PB: 1 SB: 1 CS: 0	PA: 36
PITCHER	IP WLS BF H R ER SO	IP WLS BF H R ER SO	IP WLS BF H R ER SO	IP WLS BF H R ER SO	IP WLS BF H R ER SO	IP WLS BF H R ER SO	IP WLS BF H R ER SO	IP WLS BF H R ER SO	IP WLS BF H R ER SO	IP WLS BF H R ER SO	IP WLS BF H R ER SO	IP WLS BF H R ER SO	IP WLS BF H R ER SO	IP WLS BF H R ER SO	IP WLS BF H R ER SO	IP WLS BF H R ER SO	ERA WHIP	ERA WHIP				
45 Erik Bedard, L (1,1) ERA: 6.09	6.0	26	5	4	4	11	2	0	1	67	108	6.00	1.167									
Chad Bradford, R (7,1) ERA: 0.96	0.2	3	1	0	0	1	0	0	0	12	19	0.00	1.500									
32 Jamie Walker, L (7,1) ERA: 1.74	0.1	1	0	0	0	1	0	0	0	3	4	0.00	0.000									
28 Danys Baez, R (8,1) ERA: 2.92	1.0	3	0	0	0	0	0	0	0	4	9	0.00	0.000									
37 Chris Ray, R (9,1) ERA: 5.11	1.0	3	0	0	0	1	0	0	0	8	13	0.00	0.000									



Batter	1	2	3	4	5	6	7	8	9	AB	R	H	RBI	BB	SO	LOB	TOP								
1 Brian Roberts, S (1,4) OBP: 0.346, SLG: 0.372	G3		G1-3			P4		BB		3	0	0	0	1	0	0	Baltimore Orioles @ Cleveland Indians Jacobs Field, Cleveland, OH Sun Apr 29 2007, 1:05 PM EDT Att: 25,402 - Sunny - 59 F								
6 Melvin Mora, R (1,5) OBP: 0.336, SLG: 0.479	1B				1B	G6-3		BB		3	0	2	0	1	0	0									
21 Nick Markakis, L (1,9) OBP: 0.304, SLG: 0.392	F7				G1-6-3	E1		G3-1		4	0	0	0	0	0	4									
10 Miguel Tejada, R (1,6) OBP: 0.393, SLG: 0.449	G4-3				1B	G5-3			F8	4	0	1	0	0	0	2									
17 Aubrey Huff, L (1,3) OBP: 0.263, SLG: 0.404	G4-3				G4-3				HR	4	1	1	1	0	0	1									
31 Jay Gibbons, L (1,10) OBP: 0.237, SLG: 0.264	G6-3					F7			1B	4	0	1	0	0	0	0									
Jay Payton, R (1,7) OBP: 0.294, SLG: 0.250	G6-3					F8			P3	4	0	0	0	0	1	1									
Corey Patterson, L (1,8) OBP: 0.318, SLG: 0.355			G4-3			S		G3-1	K	4	0	1	0	0	1	1									
Paul Bako, L (1,2) OBP: 0.314, SLG: 0.311	G4-3				G6-3			G3		3	0	0	0	0	0	1									
Inning Stats	R: 0 E: 0 K: 0 S: 11	H: 1 LOB: 1 BB: 0 P: 15	R: 0 E: 0 K: 0 S: 7	H: 0 LOB: 0 BB: 0 P: 9	R: 0 E: 0 K: 0 S: 7	H: 0 LOB: 0 BB: 0 P: 8	R: 0 E: 0 K: 0 S: 7	H: 2 LOB: 1 BB: 0 P: 12	R: 0 E: 0 K: 0 S: 8	H: 1 LOB: 1 BB: 0 P: 10	R: 0 E: 1 K: 0 S: 7	H: 0 LOB: 1 BB: 0 P: 9	R: 0 E: 0 K: 1 S: 8	H: 0 LOB: 0 BB: 0 P: 9	R: 0 E: 0 K: 0 S: 10	H: 0 LOB: 2 BB: 2 P: 19	R: 1 E: 0 K: 1 S: 14	H: 2 LOB: 1 BB: 0 P: 22	1B: 5 2B: 0 3B: 0 HR: 1	SF: 0 SAC: 0 DP: 1 HBP: 0	WP: 0 PB: 0 SB: 1 CS: 0	PA: 35			
PITCHER	IP	WLS	BF	H	R	ER	SO	BB	IBB	HBP	BLK	WP	HR	S	P	ERA	WHIP								
55 Roberto Hernandez, R (1,1) ERA: 3.76	8.1	W	33	6	1	1	1	2	0	0	0	0	1	73	104	1.08	0.960								
63 Rafael Betancourt, R (9,1) ERA: 1.8	0.2		2	0	0	0	1	0	0	0	0	0	0	6	9	0.00	0.000								

Batter	1	2	3	4	5	6	7	8	9	AB	R	H	RBI	BB	SO	LOB	BOTTOM								
24 Grady Sizemore, L (1,8) OBP: 0.433, SLG: 0.494	48 S 41 1B 20 BB	F7				K				3	1	0	0	1	2	2	Baltimore Orioles @ Cleveland Indians Jacobs Field, Cleveland, OH Sun Apr 29 2007, 1:05 PM EDT Att: 25,402 - Sunny - 59 F								
20 David Dellucci, L (1,7) OBP: 0.340, SLG: 0.404	48 S 41 1B BB		F7			F8		48 1B		3	2	1	0	1	0	0									
48 Travis Hafner, L (1,3) OBP: 0.471, SLG: 0.550	K					K		1B		4	1	2	0	0	2	2									
41 Victor Martinez, S (1,2) OBP: 0.386, SLG: 0.459	1B				G3-6			1B		4	0	1	2	0	1	3									
Trot Nixon, L (1,10) OBP: 0.375, SLG: 0.411	BB					P5		1B		2	1	1	1	2	0	0									
2 Johnny Peralta, R (1,6) OBP: 0.330, SLG: 0.440	P3					G6-3		1B		4	0	1	1	0	1	2									
17 Shin-Soo Choo, L (1,9) OBP: 0.350, SLG: 0.294	G4-3					F7		SF7		3	0	0	1	0	0	1									
Casey Blake, R (1,5) OBP: 0.319, SLG: 0.383	HR					29 FC5		K		2	1	1	1	2	1	1									
29 Josh Barfield, R (1,4) OBP: 0.195, SLG: 0.230	1B				FC5			K		3	0	1	0	0	1	3									
Inning Stats	R: 2 E: 0 K: 1 S: 10	H: 1 LOB: 3 BB: 3 P: 26	R: 1 E: 0 K: 0 S: 10	H: 2 LOB: 0 BB: 0 P: 20	R: 0 E: 0 K: 0 S: 10	H: 1 LOB: 0 BB: 0 P: 15	R: 0 E: 0 K: 1 S: 10	H: 0 LOB: 2 BB: 2 P: 22	R: 0 E: 0 K: 2 S: 8	H: 0 LOB: 0 BB: 0 P: 11	R: 0 E: 0 K: 1 S: 8	H: 0 LOB: 0 BB: 0 P: 12	R: 0 E: 0 K: 2 S: 9	H: 0 LOB: 1 BB: 1 P: 19	R: 3 E: 0 K: 1 S: 14	H: 4 LOB: 1 BB: 0 P: 24	1B: 7 2B: 0 3B: 0 HR: 1	SF: 1 SAC: 0 DP: 1 HBP: 0	WP: 0 PB: 0 SB: 3 CS: 0	PA: 35					
PITCHER	IP	WLS	BF	H	R	ER	SO	BB	IBB	HBP	BLK	WP	HR	S	P	ERA	WHIP								
27 Jaret Wright, R (1,1) ERA: 6.97	3.0	L	13	4	3	3	1	3	0	0	0	0	0	30	61	9.00	2.333								
56 Brian Burres, L (4,1) ERA: 1.35	4.0		15	0	0	0	6	3	0	0	0	0	0	35	64	0.00	0.750								
46 Jeremy Guthrie, R (8,1) ERA: 6.28	1.0		7	4	3	3	1	0	0	0	0	0	0	14	24	27.00	4.000								



Batter	1	2	3	4	5	6	7	8	9	AB	R	H	RBI	BB	SO	LOB	TOP										
15 Alex Rios, R OBP: 0.302, SLG: 0.481	1-2 HR		1-3 K		3-2 P4			2-0 SF8		3	1	1	2	0	1	0	Toronto Blue Jays @ Cleveland Indians Jacobs Field, Cleveland, OH Tue May 01 2007, 7:05 PM EDT Att: 13,389 - Overcast - 60 F										
10 Vernon Wells, R OBP: 0.355, SLG: 0.520	0-1 G6-3		2-2 G5-3			2-1 G5-3		1-1 G5-3		4	0	0	0	0	0	0											
Frank Thomas, R OBP: 0.360, SLG: 0.411 Jason Smith, L OBP: 0.267, SLG: 0.286	0-1 P4		1-3 K			2-1 F9			0-1 G3	3	0	0	0	0	1	0											
25 Troy Glaus, R OBP: 0.522, SLG: 0.743 6 John McDonald, R OBP: 0.419, SLG: 0.548	2-2 HR			2-2 1B		3-3 K			3-2 F7	3	1	2	1	0	1	0											
2 Aaron Hill, R OBP: 0.361, SLG: 0.586	3-1 HR			1-3 K			2-2 F8		4-2 1B BB	3	1	1	1	1	1	1											
Royce Clayton, R OBP: 0.311, SLG: 0.386	1-1 P4			3-2 F9			2-3 K		1-1 1-2 1B	4	0	1	0	0	1	1											
26 Adam Lind, L		1-3 K		2-3 K			2-0 G4-3		2-2 G1-3	4	0	0	0	0	2	3											
Jason Phillips, R OBP: 0.341, SLG: 0.316		3-3 K			1-3 K			1-0 G4-3 15 SF8 2B		3	1	1	0	0	2	0											
Sal Fasano, R Matt Stairs, L OBP: 0.368, SLG: 0.371		0-0 F8			2-3 K			3-2 G4-3		2	0	0	0	0	1	0											
Inning Stats	R: 3 E: 0 K: 0 S: 14	H: 3 LOB: 0 BB: 0 P: 21	R: 0 E: 0 K: 2 S: 10	H: 0 LOB: 0 BB: 0 P: 14	R: 0 E: 0 K: 2 S: 9	H: 0 LOB: 1 BB: 0 P: 13	R: 0 E: 0 K: 2 S: 13	H: 1 LOB: 1 BB: 0 P: 21	R: 0 E: 0 K: 1 S: 12	H: 0 LOB: 0 BB: 0 P: 18	R: 0 E: 0 K: 1 S: 9	H: 0 LOB: 0 BB: 0 P: 15	R: 1 E: 0 K: 0 S: 7	H: 1 LOB: 0 BB: 0 P: 14	R: 0 E: 0 K: 0 S: 14	H: 1 LOB: 2 BB: 1 P: 24		1B: 2 2B: 1 3B: 0 HR: 3	SF: 1 SAC: 0 DP: 0 HBP: 0	WP: 0 PB: 0 SB: 0 CS: 0	PA: 34						
PITCHER	IP	WLS	BF	H	R	ER	SO	BB	IBB	HBP	BLK	WP	HR	S	P	ERA	WHIP										
CC Sabathia, L ERA: 3.38	6.0	W	22	4	3	3	9	0	0	0	0	0	3	65	101	4.50	0.667										
40 Tom Mastny, R ERA: 3.18	2.0		7	1	1	1	1	0	0	0	0	0	0	16	29	4.50	0.500										
Jason Davis, R ERA: 1.13	1.0		5	1	0	0	0	1	0	0	0	0	0	14	24	0.00	2.000										

AB	32
R	4
H	6
RBI	4
BB	1
SO	10
LOB	6



Batter	1	2	3	4	5	6	7	8	9	AB	R	H	RBI	BB	SO	LOB	BOTTOM										
24 Grady Sizemore, L OBP: 0.431, SLG: 0.482	2-2 1B		3-3 K	4-1 48 WP BB		1-3 K	2-3 K			4	0	1	0	1	3	1	Toronto Blue Jays @ Cleveland Indians Jacobs Field, Cleveland, OH Tue May 01 2007, 7:05 PM EDT Att: 13,389 - Overcast - 60 F										
20 David Dellucci, L OBP: 0.345, SLG: 0.423	1-1 P3		1-2 48 HR 1B	2-1 F7		3-1 41 2B 2B		2-0 F7		5	2	2	0	0	2												
48 Travis Hafner, L OBP: 0.477, SLG: 0.578	1-3 K		0-0 1 HR HR	1-3 K		4-0 41 2B IBB		4-1 41 BB HR BB		3	3	1	2	2	2												
41 Victor Martinez, S OBP: 0.413, SLG: 0.476	2-2 HBP		1-3 K		4-2 2 HR BB	3-2 2B		4-2 HR BB		2	2	1	2	2	1	0											
Trot Nixon, L OBP: 0.391, SLG: 0.467 12 Ben Francisco, R OBP: 0.391, SLG: 0.467	0-0 P6		4-2 25 1B 2B BB		0-0 2 HR 1B	3-3 K		2-2 HR HR		4	3	2	3	1	1	3											
25 Ryan Garko, R OBP: 0.333, SLG: 0.383		3-2 G6-4-3 1B	1-1 2 2B BB		1-1 F4	3-2 G5-3		1-1 P6		5	1	2	0	0	3												
2 Jhonny Peralta, R OBP: 0.344, SLG: 0.494		0-0 G6-4-3	1-0 2B		2-2 HR		2-3 K	4-2 BB		4	1	2	5	1	1	1											
Casey Blake, R OBP: 0.316, SLG: 0.369 Mike Rouse, L OBP: 0.200, SLG: 0.059		4-0 BB	3-3 K		0-2 L6		2-3 K	1-1 G4-3		3	0	0	0	1	2	1											
29 Josh Barfield, R OBP: 0.198, SLG: 0.231		1-3 K		0-0 G6-3		2-3 K		1-1 1B		4	0	1	0	0	2	1											
Inning Stats	R: 0 E: 0 K: 1 S: 16	H: 1 LOB: 2 BB: 0 P: 24	R: 0 E: 0 K: 1 S: 7	H: 1 LOB: 1 BB: 1 P: 15	R: 4 E: 0 K: 3 S: 23	H: 4 LOB: 1 BB: 1 P: 37	R: 0 E: 0 K: 1 S: 8	H: 0 LOB: 1 BB: 1 P: 15	R: 3 E: 0 K: 2 S: 20	H: 2 LOB: 1 BB: 1 P: 24	R: 2 E: 0 K: 2 S: 12	H: 2 LOB: 1 BB: 1 P: 19	R: 3 E: 0 K: 0 S: 14	H: 1 LOB: 1 BB: 3 P: 32	1B: 6 2B: 3 3B: 0 HR: 3	SF: 0 SAC: 0 DP: 1 HBP: 1		WP: 1 PB: 0 SB: 1 CS: 0	PA: 44								
PITCHER	IP	WLS	BF	H	R	ER	SO	BB	IBB	HBP	BLK	WP	HR	S	P	ERA	WHIP										
34 A.J. Burnett, R ERA: 5.45	5.0	L	27	8	7	7	7	4	0	1	0	0	0	20	37	18.00	2.400										
56 Brian Tallet, L ERA: 8.1	1.0		6	2	2	2	2	0	1	0	0	0	0	12	19	0.00	1.000										
49 Jeremy Accardo, R ERA: 6.0	1.0		4	1	0	0	3	0	0	0	0	0	0	14	32	27.00	4.000										

AB	35
R	12
H	12
RBI	12
BB	8
SO	12
LOB	15



Batter	1	2	3	4	5	6	7	8	9	10	11	AB	R	H	RBI	BB	SO	LOB	TOP						
15 Alex Rios, R OBP: 0.295, SLG: 0.465	F8	G5-3		26 BB 1B	FC5-4		G5-3			F9		6	0	1	1	0	0	3							
26 Adam Lind, L OBP: 0.343, SLG: 0.459	G1-3		K		K					F7		5	0	1	0	1	2	2							
10 Vernon Wells, R OBP: 0.371, SLG: 0.544	1B	2B	17 CS FC5	1B	F8			17 G3-1 25 2B	2B	G5-3		5	2	3	0	1	0	4							
Frank Thomas, R OBP: 0.367, SLG: 0.416	17 BB 1B		FC5 25 FC5 17 CS					25 BB 1B		F9		6	1	3	1	0	0	2							
17 Lyle Overbay, L OBP: 0.318, SLG: 0.379	1B		25 FC5 BB					K		G3-1		4	0	0	0	2	2	4							
25 Troy Glaus, R OBP: 0.260, SLG: 0.732	F9		FC5					BB		2 BB 2B		6	2	2	1	0	2	4							
2 Aaron Hill, R OBP: 0.368, SLG: 0.583												4	1	1	1	2	1	0							
Royce Clayton, R OBP: 0.307, SLG: 0.380			SH1-3 BB					BB		15 FC5-4 IBB		1	0	0	0	0	1	0							
Matt Stairs, L OBP: 0.385, SLG: 0.371			SH1-3					FC5-4 BB		K		1	0	0	0	1	0	0							
6 John McDonald, R OBP: 0.391, SLG: 0.511								15 FC5-4 BB		F9		3	0	0	0	0	1	1							
Sal Fasano, R OBP: 0.333, SLG: 0.143								15 BB 1B				3	0	1	1	1	2	1							
Jason Smith, L OBP: 0.281, SLG: 0.279			K					15 FC5-4 BB				1	0	0	0	0	0	0							
Jason Phillips, R OBP: 0.341, SLG: 0.316										F7		0	0	0	0	0	0	0							
Inning Stats	R: 1 E: 0 K: 0 S: 14	H: 2 LOB: 2 BB: 1 P: 24	R: 0 E: 0 K: 1 S: 6	H: 0 LOB: 1 BB: 1 P: 13	R: 0 E: 0 K: 1 S: 13	H: 1 LOB: 2 BB: 1 P: 22	R: 0 E: 0 K: 2 S: 14	H: 2 LOB: 3 BB: 1 P: 27	R: 3 E: 0 K: 2 S: 19	H: 2 LOB: 2 BB: 3 P: 38	R: 0 E: 0 K: 1 S: 11	H: 1 LOB: 1 BB: 0 P: 16	R: 0 E: 0 K: 2 S: 13	H: 0 LOB: 0 BB: 0 P: 17	R: 0 E: 0 K: 0 S: 9	H: 0 LOB: 0 BB: 0 P: 15	R: 0 E: 0 K: 0 S: 13	H: 1 LOB: 2 BB: 1 P: 21	R: 0 E: 0 K: 1 S: 8	H: 0 LOB: 0 BB: 0 P: 11	1B: 7 2B: 5 3B: 0 HR: 0	SF: 0 SAC: 1 DP: 0 HBP: 0	WP: 1 PB: 0 SB: 1 CS: 2	PA: 53	
PITCHER	IP WLS BF H R ER SO	IP WLS BF H R ER SO	IP WLS BF H R ER SO	IP WLS BF H R ER SO	IP WLS BF H R ER SO	IP WLS BF H R ER SO	IP WLS BF H R ER SO	IP WLS BF H R ER SO	IP WLS BF H R ER SO	IP WLS BF H R ER SO	IP WLS BF H R ER SO	IP WLS BF H R ER SO	IP WLS BF H R ER SO	IP WLS BF H R ER SO	IP WLS BF H R ER SO	IP WLS BF H R ER SO	IP WLS BF H R ER SO	IP WLS BF H R ER SO	IP WLS BF H R ER SO	IP WLS BF H R ER SO	ERA WHIP	ERA WHIP			
37 Jake Westbrook, R ERA: 7.9	2.2	13	3	0	0	4	2	0	0	0	0	0	0	31	56	0.00	1.875								
Fernando Cabrera, R ERA: 1.23	0.1	6	2	3	3	1	2	1	0	0	0	0	0	13	29	81.00	12.000								
Jason Davis, R ERA: 4.32	1.1	5	1	1	1	1	0	0	0	0	0	0	0	10	16	6.75	0.750								
46 Aaron Fultz, L ERA: 3.12	1.1	6	3	1	1	2	0	0	0	0	0	0	0	18	28	6.75	2.250								
Roberto Hernandez, R ERA: 5.23																									
63 Rafael Betancourt, R ERA: 1.5	2.0	6	0	0	0	2	0	0	0	0	0	0	0	13	21	0.00	2.000								
47 Joe Borowski, R ERA: 8.25	1.0	5	1	0	0	0	1	0	0	0	0	0	0	8	11	0.00	0.000								
40 Tom Mastny, R ERA: 2.92	1.0	3	0	0	0	1	0	0	0	0	0	0	0	8	11	0.00	0.000								

Toronto Blue Jays @ Cleveland Indians
Jacobs Field, Cleveland, OH
Wed May 02 2007, 7:05 PM EDT
Att. 14,163 - Party Cloudy - 54 F

AB	44
R	6
H	12
RBI	6
BB	8
SO	11
LOB	21



Batter	1	2	3	4	5	6	7	8	9	10	11	AB	R	H	RBI	BB	SO	LOB	BOTTOM						
24 Grady Sizemore, L OBP: 0.426, SLG: 0.466	F7		20 BB 41 FC5-2 1B	G4-3				20 FC4-6 BB		G3		5	0	1	0	1	1	2							
20 David Dellucci, L OBP: 0.344, SLG: 0.431	K		41 FC5-2 SF9 2B					FC4-6				6	2	2	0	0	3	2							
48 Travis Hafner, L OBP: 0.487, SLG: 0.581			25 WP 41 FC5-2 IBB					F7				3	0	1	1	3	0	1							
41 Victor Martinez, S OBP: 0.400, SLG: 0.456	G4-3		FC5-2 25 WP					G3-4-3				5	1	1	0	0	0	6							
Trot Nixon, L OBP: 0.378, SLG: 0.453			F7							F8		4	1	1	1	0	1	0							
25 Ryan Garko, R OBP: 0.352, SLG: 0.444			HR							G6-3		3	2	2	2	1	0	0							
2 Jhonny Peralta, R OBP: 0.357, SLG: 0.536			HR									5	1	3	3	0	1	3							
Casey Blake, R OBP: 0.301, SLG: 0.348			E6 29 G6-4-3 1B									5	0	0	0	0	3	3							
29 Josh Barfield, R OBP: 0.209, SLG: 0.241			G6-4-3									5	0	2	0	0	0	4							
Inning Stats	R: 0 E: 0 K: 1 S: 10	H: 0 LOB: 1 BB: 1 P: 21	R: 1 E: 1 K: 0 S: 9	H: 2 LOB: 1 BB: 0 P: 16	R: 1 E: 0 K: 0 S: 14	H: 2 LOB: 3 BB: 2 P: 31	R: 0 E: 0 K: 2 S: 10	H: 1 LOB: 1 BB: 0 P: 15	R: 4 E: 1 K: 0 S: 12	H: 3 LOB: 0 BB: 0 P: 17	R: 0 E: 0 K: 2 S: 12	H: 2 LOB: 2 BB: 0 P: 16	R: 0 E: 0 K: 0 S: 7	H: 0 LOB: 1 BB: 1 P: 16	R: 0 E: 0 K: 1 S: 9	H: 0 LOB: 0 BB: 0 P: 14	R: 0 E: 0 K: 1 S: 8	H: 1 LOB: 0 BB: 0 P: 14	R: 1 E: 0 K: 0 S: 4	H: 2 LOB: 1 BB: 0 P: 8	1B: 9 2B: 2 3B: 0 HR: 2	SF: 2 SAC: 0 DP: 1 HBP: 0	WP: 1 PB: 0 SB: 0 CS: 1	PA: 48	
PITCHER	IP WLS BF H R ER SO	IP WLS BF H R ER SO	IP WLS BF H R ER SO	IP WLS BF H R ER SO	IP WLS BF H R ER SO	IP WLS BF H R ER SO	IP WLS BF H R ER SO	IP WLS BF H R ER SO	IP WLS BF H R ER SO	IP WLS BF H R ER SO	IP WLS BF H R ER SO	IP WLS BF H R ER SO	IP WLS BF H R ER SO	IP WLS BF H R ER SO	IP WLS BF H R ER SO	IP WLS BF H R ER SO	IP WLS BF H R ER SO	IP WLS BF H R ER SO	IP WLS BF H R ER SO	ERA WHIP	ERA WHIP				
31 Victor Zambrano, R ERA: 5.63	2.1	12	4	4	3	2	0	0	0	0	0	0	0	24	35	11.57	1.714								
Josh Towers, R ERA: 5.33	1.1	5	0	0	0	3	1	0	0	0	0	0	0	15	22	0.00	0.750								
37 Scott Downs, L ERA: 1.17	1.2	8	2	0	0	1	1	0	0	0	0	0	0	16	28	0.00	1.800								
44 Casey Janssen, R ERA: 1.17	2.0	6	1	0	0	2	0	0	0	0	0	0	0	17	28	0.00	0.500								

Toronto Blue Jays @ Cleveland Indians
Jacobs Field, Cleveland, OH
Wed May 02 2007, 7:05 PM EDT
Att. 14,163 - Party Cloudy - 54 F

AB	41
R	7
H	13
RBI	7
BB	5
SO	9
LOB	21



Batter	1	2	3	4	5	6	7	8	9	AB	R	H	RBI	BB	SO	LOB	TOP					
2 Aaron Hill, R OBP: 0.353, SLG: 0.556										5	0	0	0	0	1	3						
26 Adam Lind, L OBP: 0.320, SLG: 0.424										5	0	0	0	0	1	0						
Frank Thomas, R OBP: 0.379, SLG: 0.433										3	1	2	0	1	1	0						
25 Troy Glaus, R OBP: 0.500, SLG: 0.778										4	1	2	2	0	0	2						
15 Alex Rios, R OBP: 0.294, SLG: 0.466										4	1	1	0	0	0	2						
17 Lyle Overbay, L OBP: 0.333, SLG: 0.398										3	2	2	0	1	0	0						
Jason Phillips, R OBP: 0.356, SLG: 0.381										4	0	2	2	0	1	1						
Matt Stairs, L OBP: 0.349, SLG: 0.333										4	0	0	1	0	1	2						
6 John McDonald, R OBP: 0.367, SLG: 0.479										3	0	0	0	0	1	2						
Jason Smith, L OBP: 0.255, SLG: 0.273										1	0	0	0	0	1	0						
Inning Stats	R: 0 E: 0 K: 1 S: 12	H: 1 LOB: 1 BB: 0 P: 16	R: 2 E: 1 K: 0 S: 13	H: 3 LOB: 1 BB: 0 P: 20	R: 2 E: 0 K: 0 S: 12	H: 2 LOB: 1 BB: 1 P: 21	R: 0 E: 0 K: 0 S: 5	H: 0 LOB: 0 BB: 0 P: 9	R: 0 E: 0 K: 1 S: 11	H: 1 LOB: 1 BB: 0 P: 14	R: 1 E: 0 K: 2 S: 13	H: 2 LOB: 1 BB: 0 P: 17	R: 0 E: 0 K: 0 S: 8	H: 0 LOB: 1 BB: 1 P: 13	R: 0 E: 0 K: 1 S: 8	H: 0 LOB: 0 BB: 0 P: 11	R: 0 E: 0 K: 2 S: 9	H: 0 LOB: 0 BB: 0 P: 14	1B: 3 2B: 5 3B: 0 HR: 1	SF: 0 SAC: 0 DP: 1 HBP: 0	WP: 1 PB: 0 SB: 0 CS: 0	PA: 38
PITCHER	IP WLS BF H R ER SO BB IBB HBP BLK WP HR S P ERA WHIP																					
31 Cliff Lee, L ERA: 7.5	(1, 1) 6.0 28 9 5 5 4 1 0 0 0 0 0 1 66 97 7.50 1.667																					
Roberto Hernandez, R ERA: 4.76	(7, 1) 1.0 4 0 0 0 0 1 0 0 0 0 1 0 8 13 0.00 1.000																					
46 Aaron Fultz, L ERA: 2.75	(8, 1) 1.0 W 3 0 0 0 1 0 0 0 0 0 0 0 8 11 0.00 0.000																					
47 Joe Borowski, R ERA: 7.62	(9, 1) 1.0 S 3 0 0 0 2 0 0 0 0 0 0 0 9 14 0.00 0.000																					

Toronto Blue Jays @ Cleveland Indians
Jacobs Field, Cleveland, OH
Thu May 03 2007, 7:05 PM EDT
Att: 16,284 - Clear - 60 F

AB 36
R 5
H 9
RBI 5
BB 2
SO 7
LOB 12



Batter	1	2	3	4	5	6	7	8	9	AB	R	H	RBI	BB	SO	LOB	BOTTOM			
24 Grady Sizemore, L OBP: 0.417, SLG: 0.462										5	0	1	1	0	0	3				
20 David Dellucci, L OBP: 0.338, SLG: 0.435										4	1	1	0	0	2	2				
Jason Michaels, R OBP: 0.271, SLG: 0.386										1	0	0	0	0	2					
48 Travis Hafner, L OBP: 0.479, SLG: 0.562										3	0	0	0	1	0	1				
41 Victor Martinez, S OBP: 0.429, SLG: 0.500										4	1	4	2	0	0	0				
Trot Nixon, L OBP: 0.372, SLG: 0.433										3	0	0	0	1	1	3				
25 Ryan Garko, R OBP: 0.347, SLG: 0.463										4	0	1	1	0	0	4				
2 Jhonny Perally, R OBP: 0.353, SLG: 0.517										3	1	0	0	1	1	1				
Mike Rouse, L OBP: 0.250, SLG: 0.100										3	2	1	0	1	2	0				
29 Josh Barfield, R OBP: 0.233, SLG: 0.256										3	1	2	1	1	0	0				
Inning Stats	R: 0 E: 0 K: 1 S: 8	H: 0 LOB: 0 BB: 0 P: 14	R: 0 E: 0 K: 0 S: 5	H: 1 LOB: 0 BB: 0 P: 8	R: 3 E: 0 K: 1 S: 16	H: 2 LOB: 3 BB: 4 P: 37	R: 0 E: 1 K: 2 S: 14	H: 0 LOB: 1 BB: 1 P: 22	R: 2 E: 0 K: 0 S: 14	H: 3 LOB: 1 BB: 0 P: 22	R: 0 E: 0 K: 1 S: 7	H: 0 LOB: 0 BB: 0 P: 7	R: 0 E: 0 K: 1 S: 10	H: 1 LOB: 0 BB: 0 P: 16	R: 1 E: 0 K: 0 S: 14	H: 3 LOB: 2 BB: 0 P: 25	1B: 6 2B: 3 3B: 1 HR: 0	SF: 0 SAC: 0 DP: 1 HBP: 0	WP: 1 PB: 0 SB: 0 CS: 0	PA: 38
PITCHER	IP WLS BF H R ER SO BB IBB HBP BLK WP HR S P ERA WHIP																			
29 Dustin McGowan, R ERA: 9.0	(1, 1) 5.0 25 6 5 5 4 1 0 0 0 0 0 0 17 23 9.00 2.000																			
28 Shaun Marcum, R ERA: 7.07	(6, 1) 2.0 7 1 0 0 2 0 0 0 0 0 0 0 17 23 0.00 0.500																			
54 Jason Frasor, R ERA: 6.39	(8, 1) 0.2 L 5 3 1 1 0 0 0 0 0 0 0 0 11 20 13.50 4.500																			
37 Scott Downs, L ERA:	(8, 1) 0.1 1 0 0 0 0 0 0 0 0 0 0 0 3 5 0.00 0.000																			

Toronto Blue Jays @ Cleveland Indians
Jacobs Field, Cleveland, OH
Thu May 03 2007, 7:05 PM EDT
Att: 16,284 - Clear - 60 F

AB 33
R 6
H 10
RBI 5
BB 5
SO 6
LOB 16



Batter	1	2	3	4	5	6	7	8	9	AB	R	H	RBI	BB	SO	LOB	TOP								
24 Grady Sizemore, L OBP: 0.406, SLG: 0.440 Jason Michaels, R OBP: 0.278, SLG: 0.380										2	0	0	1	2	0	0	<p>Cleveland Indians @ Baltimore Orioles Oriole Park at Camden Yards, Baltimore, MD Sat May 05 2007, 7:05 PM EDT Att: 25,752 - Cloudy - 65 F</p>								
20 David Dellucci, L OBP: 0.303, SLG: 0.386										4	1	0	0	0	3										
48 Travis Hafner, L OBP: 0.472, SLG: 0.537										4	0	1	0	0	1										
41 Victor Martinez, S OBP: 0.424, SLG: 0.525										4	1	3	2	0	0										
Trot Nixon, L OBP: 0.373, SLG: 0.414										2	0	0	0	2	0										
25 Ryan Garko, R OBP: 0.329, SLG: 0.437										4	0	0	0	0	1										
2 Jhonny Perella, R OBP: 0.348, SLG: 0.489										3	0	0	0	1	1										
Casey Blake, R OBP: 0.297, SLG: 0.371										4	0	1	0	0	2										
Mike Rouse, L OBP: 0.286, SLG: 0.208										4	0	2	0	0	0										
Inning Stats	R: 0 E: 0 K: 1 S: 8	H: 0 LOB: 0 BB: 0 P: 11	R: 0 E: 0 K: 1 S: 9	H: 0 LOB: 2 BB: 22	R: 0 E: 0 K: 1 S: 15	H: 1 LOB: 1 BB: 1 P: 23	R: 0 E: 0 K: 2 S: 14	H: 1 LOB: 2 BB: 1 P: 25	R: 0 E: 0 K: 1 S: 5	H: 0 LOB: 0 BB: 0 P: 7	R: 1 E: 0 K: 0 S: 10	H: 1 LOB: 0 BB: 0 P: 15	R: 0 E: 0 K: 0 S: 8	H: 0 LOB: 0 BB: 0 P: 10	R: 1 E: 0 K: 0 S: 9	H: 3 LOB: 1 BB: 0 P: 12		R: 0 E: 0 K: 1 S: 13	H: 2 LOB: 2 BB: 0 P: 17	1B: 6 2B: 1 3B: 0 HR: 1	SF: 0 SAC: 0 DP: 2 HBP: 0	WP: 2 PB: 0 CS: 0	PA: 37		
PITCHER	IP	WLS	BF	H	R	ER	SO	BB	IBB	HBP	BLK	WP	HR	S	P	ERA	WHIP								
40 Daniel Cabrera, R ERA: 4.0	7.0	W	27	3	1	1	6	4	0	0	0	2	1	69	113	1.29	1.000								
32 Jamie Walker, L ERA: 2.19	1.0		5	3	1	1	0	0	0	0	0	0	0	9	12	9.00	3.000								
Todd Williams, R ERA:	1.0		5	2	0	0	1	0	0	0	0	0	0	13	17	0.00	2.000								

AB 33
R 2
H 8
RBI 2
BB 4
SO 7
LOB 17



Batter	1	2	3	4	5	6	7	8	9	AB	R	H	RBI	BB	SO	LOB	BOTTOM								
1 Brian Roberts, S OBP: 0.366, SLG: 0.377										5	2	2	0	0	0	3	<p>Cleveland Indians @ Baltimore Orioles Oriole Park at Camden Yards, Baltimore, MD Sat May 05 2007, 7:05 PM EDT Att: 25,752 - Cloudy - 65 F</p>								
Jay Payton, R OBP: 0.353, SLG: 0.417										5	2	3	2	0	1										
10 Miguel Tejada, R OBP: 0.403, SLG: 0.444										3	1	2	1	1	0										
55 Ramon Hernandez, R OBP: 0.324, SLG: 0.429										4	1	1	4	0	0										
17 Aubrey Huff, L OBP: 0.263, SLG: 0.389										5	0	1	0	0	1										
6 Melvin Mora, R OBP: 0.341, SLG: 0.465										3	1	2	0	1	0										
21 Nick Markakis, L OBP: 0.313, SLG: 0.495										4	0	1	0	0	1										
Kevin Millar, R OBP: 0.370, SLG: 0.378										3	1	1	0	1	0										
Corey Patterson, L OBP: 0.308, SLG: 0.340										3	0	0	0	1	0										
Inning Stats	R: 3 E: 0 K: 0 S: 13	H: 3 LOB: 1 BB: 1 P: 22	R: 3 E: 0 K: 0 S: 10	H: 2 LOB: 1 BB: 2 P: 22	R: 0 E: 0 K: 0 S: 10	H: 1 LOB: 0 BB: 0 P: 13	R: 1 E: 0 K: 0 S: 10	H: 2 LOB: 1 BB: 0 P: 15	R: 1 E: 1 K: 0 S: 15	H: 2 LOB: 1 BB: 0 P: 21	R: 0 E: 0 K: 1 S: 11	H: 0 LOB: 0 BB: 0 P: 12	R: 0 E: 0 K: 2 S: 13	H: 1 LOB: 2 BB: 1 P: 18	R: 0 E: 0 K: 0 S: 10	H: 2 LOB: 2 BB: 0 P: 11		1B: 11 2B: 1 3B: 0 HR: 1	SF: 2 SAC: 0 DP: 0 HBP: 0	WP: 1 PB: 0 CS: 0	PA: 41				
PITCHER	IP	WLS	BF	H	R	ER	SO	BB	IBB	HBP	BLK	WP	HR	S	P	ERA	WHIP								
45 Jeremy Sowers, L ERA: 5.87	2.0	L	14	5	6	6	0	3	0	0	0	1	0	23	44	27.00	4.000								
Jason Davis, R ERA: 4.75	3.0		14	5	2	2	0	0	0	0	0	0	0	35	49	6.00	1.667								
53 Rafael Perez, L ERA:	3.0		13	3	0	0	3	1	0	0	0	0	0	34	41	0.00	1.333								

AB 35
R 8
H 13
RBI 7
BB 4
SO 3
LOB 21



Batter	1	2	3	4	5	6	7	8	9	AB	R	H	RBI	BB	SO	LOB	TOP					
24 Grady Sizemore, L OBP: 0.410, SLG: 0.438										5	0	2	1	1	2	1	Cleveland Indians @ Baltimore Orioles Oriole Park at Camden Yards, Baltimore, MD Sun May 06 2007, 1:35 PM EDT Att: 37,464 - Sunny - 65 F					
Jason Michaels, R OBP: 0.297, SLG: 0.375										6	0	1	2	0	1	4						
48 Travis Hafner, L OBP: 0.454, SLG: 0.510										5	0	0	0	0	2	3						
41 Victor Martinez, S OBP: 0.427, SLG: 0.518										3	1	1	0	1	0	0						
10 Kelly Shoppach, R OBP: 0.405, SLG: 0.484										1	1	1	0	0	0	0						
25 Ryan Garko, R OBP: 0.345, SLG: 0.440										4	2	2	0	0	1	2						
2 Jhonny Peralta, R OBP: 0.357, SLG: 0.490										4	2	2	0	1	0	2						
Trot Nixon, L OBP: 0.409, SLG: 0.467										5	2	5	4	0	0	0						
Casey Blake, R OBP: 0.310, SLG: 0.386										4	1	2	2	1	0	3						
29 Josh Barfield, R OBP: 0.222, SLG: 0.242										5	0	0	0	0	1	6						
Inning Stats	R: 0 E: 0 K: 3 S: 9	H: 0 LOB: 0 BB: 0 P: 15	R: 1 E: 0 K: 0 S: 11	H: 2 LOB: 1 BB: 1 P: 21	R: 0 E: 0 K: 0 S: 11	H: 1 LOB: 1 BB: 0 P: 15	R: 4 E: 0 K: 0 S: 16	H: 5 LOB: 2 BB: 1 P: 33	R: 3 E: 0 K: 1 S: 15	H: 2 LOB: 1 BB: 1 P: 27	R: 0 E: 0 K: 2 S: 10	H: 1 LOB: 1 BB: 0 P: 12	R: 0 E: 0 K: 1 S: 16	H: 2 LOB: 3 BB: 1 P: 28	R: 1 E: 0 K: 0 S: 10	H: 3 LOB: 2 BB: 0 P: 18	R: 0 E: 0 K: 0 S: 5	H: 0 LOB: 0 BB: 0 P: 8	1B: 13 2B: 3 3B: 0 HR: 0	SF: 0 SAC: 0 DP: 0 HBP: 1	WP: 0 PB: 0 SB: 0 CS: 0	PA: 47
PITCHER	IP WLS BF H R ER SO BB IBB HBP BLK WP HR S P ERA WHIP																					
56 Brian Bures, L ERA: 3.71	(1, 1) 3.2 L 19 7 5 5 3 2 0 0 0 0 0 0 0 43 78 12.27 2.455																					
Kurt Birkins, L ERA: 15.75	(4, 1) 3.0 18 6 3 3 4 2 0 1 0 0 0 0 44 71 9.00 2.667																					
Todd Williams, R ERA: 3.86	(7, 1) 1.1 7 3 1 1 0 0 0 0 0 0 0 0 11 20 6.75 2.250																					
28 Danys Baez, R ERA: 3.77	(9, 1) 1.0 3 0 0 0 0 0 0 0 0 0 0 0 5 8 0.00 0.000																					

AB	42
R	9
H	16
RBI	9
BB	4
SO	7
LOB	21



Batter	1	2	3	4	5	6	7	8	9	AB	R	H	RBI	BB	SO	LOB	BOTTOM					
1 Brian Roberts, S OBP: 0.368, SLG: 0.381										4	1	1	0	1	2	3	Cleveland Indians @ Baltimore Orioles Oriole Park at Camden Yards, Baltimore, MD Sun May 06 2007, 1:35 PM EDT Att: 37,464 - Sunny - 65 F					
Jay Payton, R OBP: 0.321, SLG: 0.377										5	0	0	0	0	0	5						
10 Miguel Tejada, R OBP: 0.396, SLG: 0.434										5	1	1	0	0	2	2						
55 Ramon Hernandez, R OBP: 0.385, SLG: 0.515										5	0	4	4	0	0	0						
17 Aubrey Huff, L OBP: 0.268, SLG: 0.390										5	1	2	0	0	3	3						
6 Melvin Mora, R OBP: 0.343, SLG: 0.471										5	1	2	0	0	0	3						
21 Nick Markakis, L OBP: 0.312, SLG: 0.403										3	0	1	1	0	1	1						
Kevin Millar, R OBP: 0.375, SLG: 0.385										4	1	2	1	0	1	3						
Corey Patterson, L OBP: 0.315, SLG: 0.357										4	1	2	0	0	0	4						
Inning Stats	R: 0 E: 0 K: 1 S: 6	H: 0 LOB: 0 BB: 1 P: 12	R: 0 E: 0 K: 1 S: 11	H: 1 LOB: 0 BB: 0 P: 14	R: 3 E: 0 K: 2 S: 19	H: 4 LOB: 1 BB: 0 P: 29	R: 0 E: 0 K: 1 S: 6	H: 0 LOB: 0 BB: 0 P: 10	R: 0 E: 0 K: 1 S: 10	H: 1 LOB: 1 BB: 0 P: 12	R: 0 E: 0 K: 2 S: 15	H: 3 LOB: 3 BB: 0 P: 21	R: 0 E: 0 K: 1 S: 11	H: 0 LOB: 0 BB: 0 P: 15	R: 2 E: 0 K: 0 S: 10	H: 3 LOB: 1 BB: 0 P: 17	R: 1 E: 0 K: 0 S: 25	H: 3 LOB: 2 BB: 0 P: 38	1B: 11 2B: 5 3B: 0 HR: 0	SF: 1 SAC: 0 DP: 1 HBP: 0	WP: 0 PB: 0 SB: 1 CS: 0	PA: 42
PITCHER	IP WLS BF H R ER SO BB IBB HBP BLK WP HR S P ERA WHIP																					
CC Sabathia, L ERA: 3.45	(1, 1) 7.0 W 30 9 3 3 3 0 0 0 0 0 0 0 10 17 3.86 1.429																					
Fernando Cabrera, R ERA: 2.3	(8, 1) 1.0 6 3 2 2 0 0 0 0 0 0 0 0 10 17 18.00 3.000																					
63 Rafael Betancourt, R ERA: 2.63	(9, 1) 0.2 4 2 1 1 0 0 0 0 0 0 0 0 19 29 13.50 3.000																					
47 Joe Borowski, R ERA: 7.43	(9, 1) 0.1 S 2 1 0 0 0 0 0 0 0 0 0 0 6 9 0.00 3.000																					

AB	40
R	6
H	15
RBI	6
BB	1
SO	9
LOB	24



Batter	1	2	3	4	5	6	7	8	9	AB	R	H	RBI	BB	SO	LOB	TOP							
24 Grady Sizemore, L (1, 8) OBP: 0.410, SLG: 0.445	F7		S 1B		G3		41 BB 1B 2B	P4		5	1	2	2	0	0	3	Cleveland Indians @ Baltimore Orioles Oriole Park at Camden Yards, Baltimore, MD Mon May 07 2007, 12:35 PM EDT Att: 17,944 - Sunny - 67 F							
Casey Blake, R (1, 5) OBP: 0.306, SLG: 0.371	K		P4		F8		41 BB 1B IBB	FC6 48 HR		4	2	0	0	1	1	4								
48 Travis Hafner, L (1, 10) OBP: 0.452, SLG: 0.529	L1		G4-3				1B 25 F9-2 BB	HR		4	1	1	4	1	1	4								
41 Victor Martinez, S (1, 2)		G4-3		F7		L7	1B BB	1B		4	0	1	1	1	0	1								
Trot Nixon, L (1, 9) 38 Franklin Gutierrez, R (8, 9)		1B		F7		25 WP 1B	1B BB	P4		5	0	3	2	0	0	1								
25 Ryan Garko, R (1, 3) OBP: 0.337, SLG: 0.425	F8			1B		1B	1B BB			0	0	0	0	0	0	0								
2 Jhonny Perella, R (1, 6) OBP: 0.358, SLG: 0.515	G6-3			F8						5	2	2	1	0	0	2								
Jason Michaels, R (1, 7) 20 David Dellucci, L (7, PH) OBP: 0.334, SLG: 0.384			K2-3		24 G3 1B		29 24 2B 1B	K	G4-3	2	0	1	0	0	1	0								
29 Josh Barfield, R (1, 4) OBP: 0.240, SLG: 0.253			24 PB 24 S 1B		F9		24 2B 41 BB 1B	FC6 48 HR BB	G6-3	3	1	1	0	0	1	1								
Inning Stats	R: 0 E: 0 K: 1 S: 8	H: 0 LOB: 0 BB: 0 P: 13	R: 0 E: 0 K: 0 S: 9	H: 1 LOB: 1 BB: 0 P: 15	R: 1 E: 0 K: 1 S: 13	H: 2 LOB: 1 BB: 0 P: 20	R: 0 E: 0 K: 0 S: 9	H: 1 LOB: 1 BB: 0 P: 13	R: 0 E: 0 K: 0 S: 7	H: 1 LOB: 1 BB: 0 P: 13	R: 0 E: 0 K: 0 S: 8	H: 1 LOB: 1 BB: 1 P: 14	R: 4 E: 0 K: 2 S: 15	H: 4 LOB: 2 BB: 2 P: 31	R: 4 E: 0 K: 1 S: 16	H: 3 LOB: 1 BB: 1 P: 32		R: 1 E: 0 K: 0 S: 9	H: 1 LOB: 0 BB: 0 P: 13	1B: 11 2B: 2 3B: 0 HR: 2	SF: 0 SAC: 0 DP: 1 HBP: 0	WP: 1 PB: 1 SB: 2 CS: 0	PA: 45	
PITCHER	IP	WLS	BF	H	R	ER	SO	BB	IBB	HBP	BLK	WP	HR	S	P	ERA	WHIP							
41 Steve Trachsel, R (1, 1) ERA: 3.7	6.0		24	6	1	1	2	1	0	0	0	1	0	54	88	1.50	1.167							
Chad Bradford, R (7, 1) ERA: 2.13	0.1	L	3	2	2	2	0	0	0	0	0	0	0	5	8	54.00	6.000							
John Parrish, L (7, 1) ERA: 5.02	0.2		6	2	2	2	2	1	1	0	0	0	0	10	23	27.00	4.500							
32 Jamie Walker, L (8, 1) ERA: 4.73	1.0		8	3	4	4	1	1	0	0	0	0	1	16	32	36.00	4.000							
Todd Williams, R (9, 1) ERA: 5.4	1.0		4	1	1	1	0	0	0	0	0	0	1	9	13	9.00	1.000							

AB	41
R	10
H	14
RBI	10
BB	4
SO	5
LOB	22



Batter	1	2	3	4	5	6	7	8	9	AB	R	H	RBI	BB	SO	LOB	BOTTOM							
1 Brian Roberts, S (1, 4) OBP: 0.371, SLG: 0.402	K		G6-3		10 FC3-6 1B		3B			4	0	2	0	0	1	0	Cleveland Indians @ Baltimore Orioles Oriole Park at Camden Yards, Baltimore, MD Mon May 07 2007, 12:35 PM EDT Att: 17,944 - Sunny - 67 F							
21 Nick Markakis, L (1, 9) OBP: 0.303, SLG: 0.391	G4-3			F7	F8		G4-3			4	0	0	0	0	0	3								
10 Miguel Tejada, R (1, 6) OBP: 0.384, SLG: 0.421	G6-3			G4-3	FC3-6			P3		4	0	0	0	0	0	2								
17 Aubrey Huff, L (1, 3) OBP: 0.268, SLG: 0.385		6 G5-4-3 1B		E4 6 1B	G6-3			K		4	1	1	0	0	1	2								
6 Melvin Mora, R (1, 5) OBP: 0.340, SLG: 0.463		G5-4-3		1B	1B		F8	G6-3		4	0	1	0	0	0	1								
Jay Payton, R (1, 7) OBP: 0.338, SLG: 0.393				1B	BB		G6-3			3	0	2	1	0	0	0								
3 Freddie Bynum, L (8, PH) OBP: 0.200, SLG: 0.467				1B	1B				P4	1	0	0	0	0	0	0								
Kevin Millar, R (1, 10) OBP: 0.370, SLG: 0.370		G4-3		FC6-4 BB			K		F9	3	0	0	0	1	1	1								
Corey Patterson, L (1, 8) OBP: 0.304, SLG: 0.343			L3		FC6-4		G1-3		P4	4	0	0	0	0	0	3								
Paul Bako, L (1, 2) OBP: 0.315, SLG: 0.313			G4-1		10 FC3-6 1B		F8			3	0	1	0	0	0	0								
Inning Stats	R: 0 E: 0 K: 1 S: 6	H: 0 LOB: 0 BB: 0 P: 8	R: 0 E: 0 K: 0 S: 12	H: 2 LOB: 1 BB: 0 P: 17	R: 0 E: 0 K: 0 S: 5	H: 0 LOB: 0 BB: 0 P: 8	R: 1 E: 1 K: 0 S: 16	H: 2 LOB: 3 BB: 1 P: 25	R: 0 E: 0 K: 0 S: 15	H: 2 LOB: 2 BB: 0 P: 21	R: 0 E: 0 K: 1 S: 7	H: 0 LOB: 0 BB: 0 P: 12	R: 0 E: 0 K: 0 S: 10	H: 1 LOB: 1 BB: 0 P: 14	R: 0 E: 0 K: 1 S: 9	H: 0 LOB: 0 BB: 0 P: 11	R: 0 E: 0 K: 0 S: 6	H: 0 LOB: 0 BB: 0 P: 9	1B: 6 2B: 0 3B: 1 HR: 0	SF: 0 SAC: 0 DP: 1 HBP: 0	WP: 0 PB: 0 SB: 0 CS: 0	PA: 35		
PITCHER	IP	WLS	BF	H	R	ER	SO	BB	IBB	HBP	BLK	WP	HR	S	P	ERA	WHIP							
55 Roberto Hernandez, R (1, 1) ERA: 2.99	7.0	W	29	7	1	0	2	1	0	0	0	0	0	71	105	0.00	1.143							
40 Tom Mastny, R (8, 1) ERA: 3.14	1.0		3	0	0	0	1	0	0	0	0	0	0	9	11	0.00	0.000							
Roberto Hernandez, R (9, 1) ERA: 4.38	1.0		3	0	0	0	0	0	0	0	0	0	0	6	9	0.00	0.000							

AB	34
R	1
H	7
RBI	1
BB	1
SO	3
LOB	12



Batter	1	2	3	4	5	6	7	8	9	AB R H RBI BB SO LOB	TOP									
24 Grady Sizemore, L OBP: 0.410, SLG: 0.439	F8		G3-1		F8		F8		1B 48 FC4-6 BB	4 1 1 0 1 0 1	Cleveland Indians @ Los Angeles Angels Angel Stadium of Anaheim, Anaheim, CA Tue May 08 2007, 7:05 PM PDT Att: 41,731 - Clear - 78 F livebaseballscorecards.com									
Casey Blake, R OBP: 0.317, SLG: 0.376	48 WP 41 1B BB		G5-3		F8		F8		48 FC4-6 1B	4 1 2 2 1 0 1										
48 Travis Hafner, L OBP: 0.436, SLG: 0.505	K		K		K		K		FC4-6	5 0 0 1 0 4 4										
41 Victor Martinez, S OBP: 0.434, SLG: 0.538	2H 1B				K				G3	4 1 2 2 1 1 2										
Trot Nixon, L OBP: 0.412, SLG: 0.458	F8		G4-3		G4-3		K			3 0 0 0 1 1 2										
2 Jhonny Peralta, R OBP: 0.347, SLG: 0.495		G6-3		K		G6-4-3		F8		4 0 0 0 0 1 2										
20 David Dellucci, L OBP: 0.313, SLG: 0.403		G4-3		2B		25 FC6-4 1B		G4-3		4 0 2 0 0 0 1										
25 Ryan Garko, R OBP: 0.333, SLG: 0.410				G6-3		FC6-4			L1-3	3 0 0 0 1 0 2										
29 Josh Barfield, R OBP: 0.250, SLG: 0.272	F7				24 F8 1B 2B		F8		24 BB 1B	4 2 2 0 0 0 1										
Inning Stats	R: 1 H: 1 E: 0 K: 1 S: 12	H: 1 LOB: 1 BB: 1 P: 20	R: 0 H: 0 E: 0 K: 0 S: 10	H: 0 LOB: 1 BB: 1 P: 17	R: 0 H: 0 E: 0 K: 1 S: 6	H: 2 LOB: 1 BB: 0 P: 17	R: 1 H: 2 E: 0 K: 2 S: 12	H: 2 LOB: 1 BB: 0 P: 16	R: 0 H: 1 E: 0 K: 0 S: 6	H: 1 LOB: 1 BB: 0 P: 14	R: 0 H: 1 E: 0 K: 1 S: 11	H: 0 LOB: 1 BB: 1 P: 15	R: 0 H: 0 E: 0 K: 1 S: 10	H: 0 LOB: 1 BB: 1 P: 17	R: 2 H: 2 E: 0 K: 0 S: 11	H: 2 LOB: 1 BB: 1 P: 19	1B: 6 2B: 2 3B: 0 HR: 1	SF: 0 SAC: 0 DP: 1 HBP: 0	WP: 1 PB: 0 SB: 1 CS: 0	PA: 40
PITCHER	IP WLS BF H R ER SO BB IBB HBP BLK WP HR S P ERA WHIP											IP WLS BF H R ER SO BB IBB HBP BLK WP HR S P ERA WHIP								
54 Ervin Santana, R ERA: 5.23	(1, 1) 7.0 L 30 7 3 3 6 3 0 0 0 0 1 1 67 110 3.86 1.429																			
Darren Oliver, L ERA: 8.54	(8, 1) 1.0 4 0 0 0 1 1 0 0 0 0 0 10 17 0.00 1.000																			
Hector Carrasco, R ERA: 5.71	(9, 1) 1.0 6 2 2 2 0 1 0 0 0 0 0 11 19 18.00 3.000																			

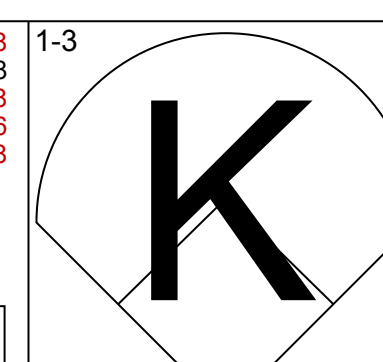
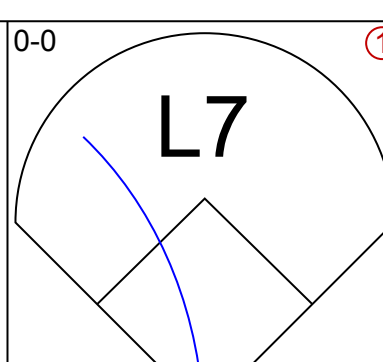
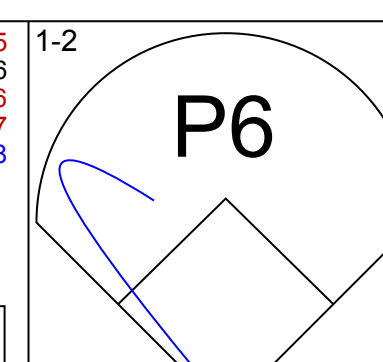
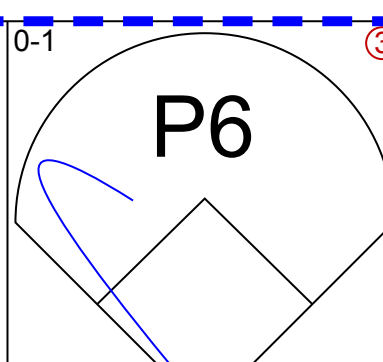
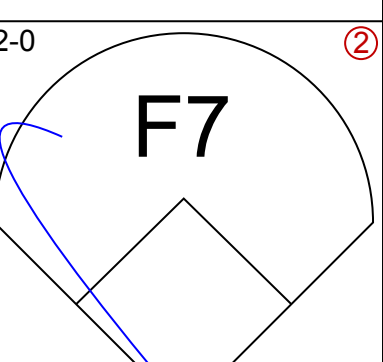
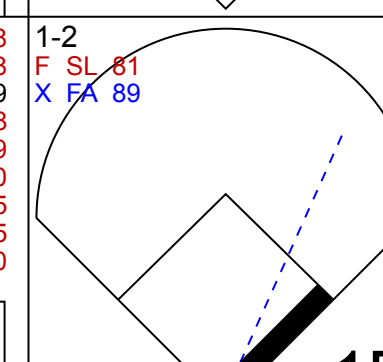
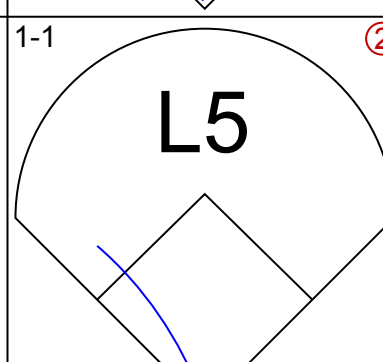
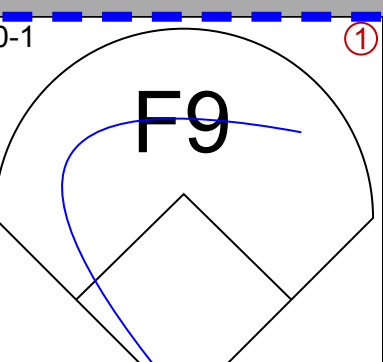
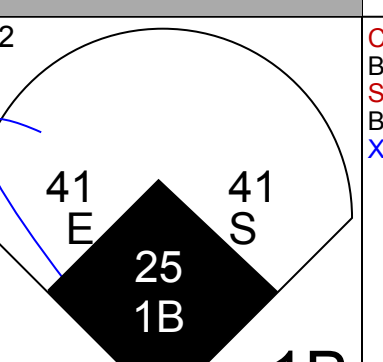
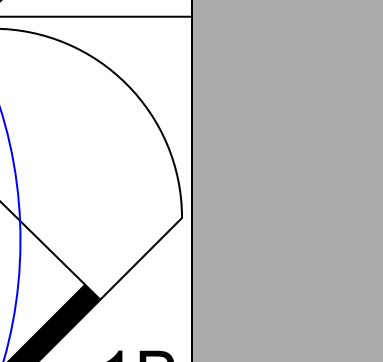
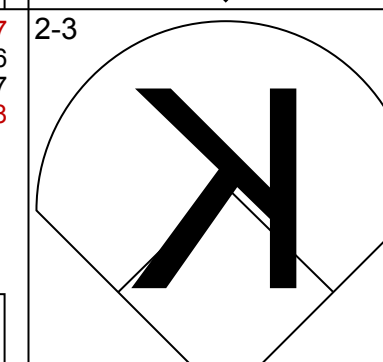
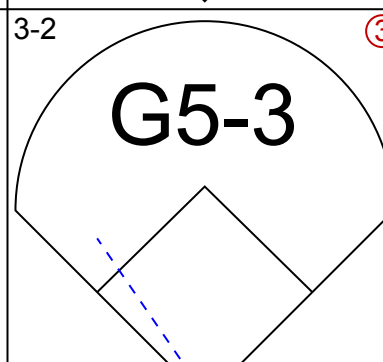
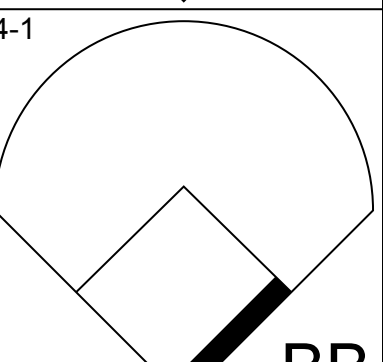
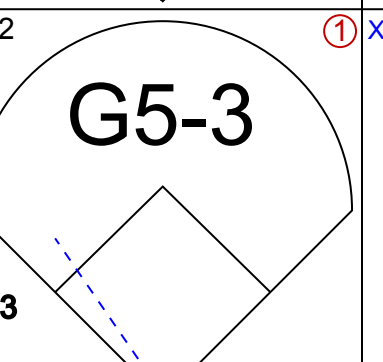
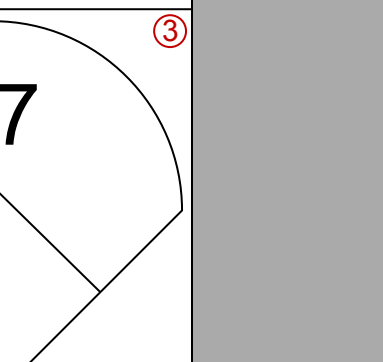
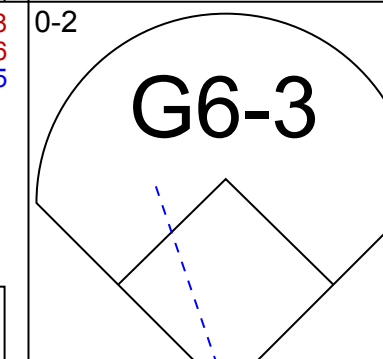
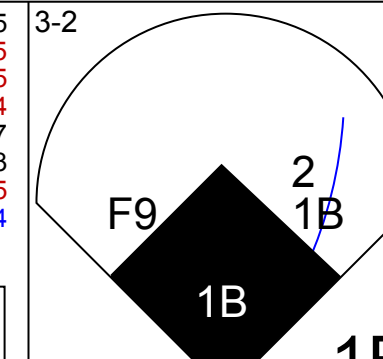
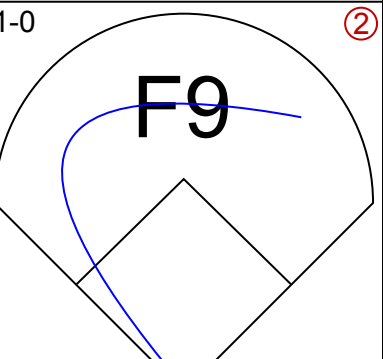
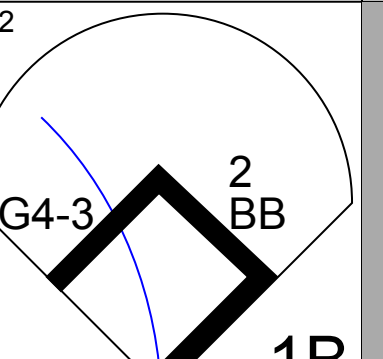
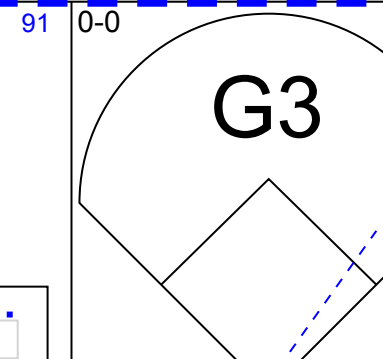

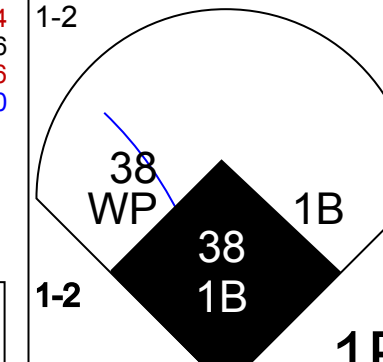
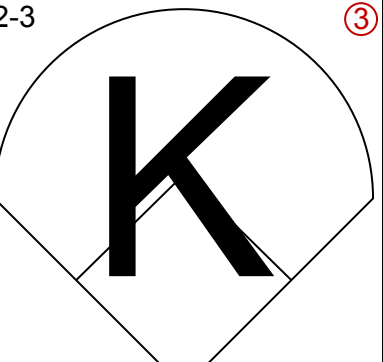
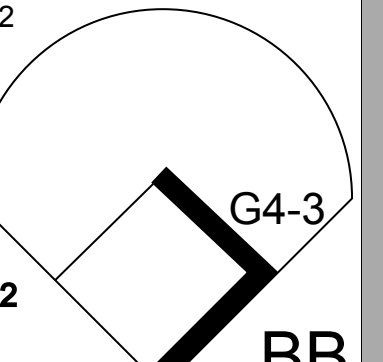
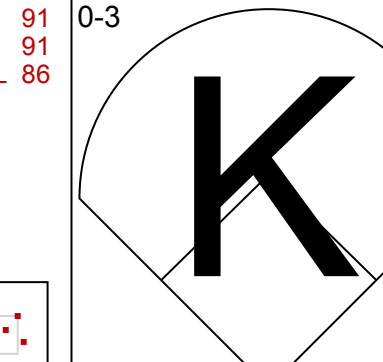

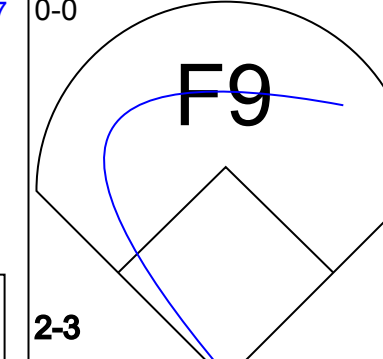
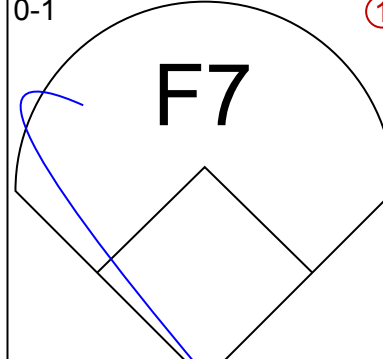

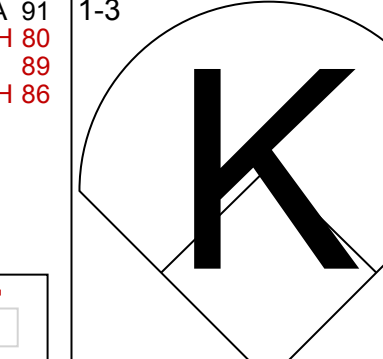

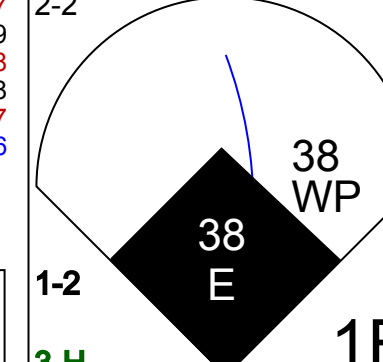



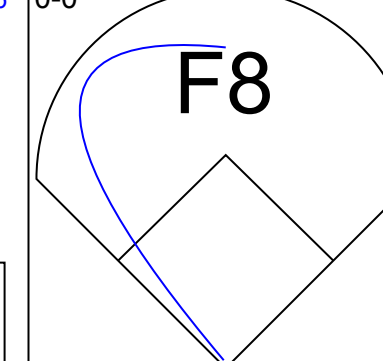
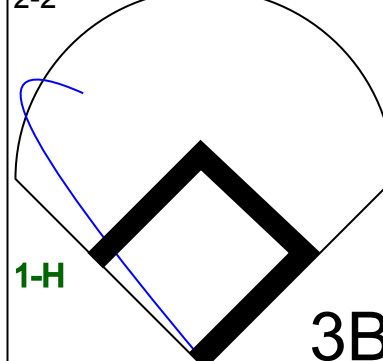


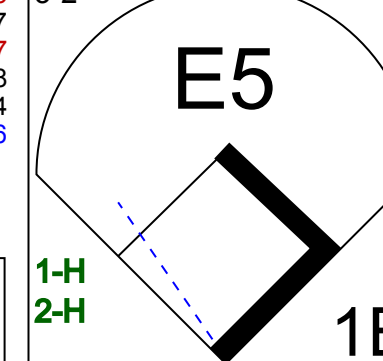

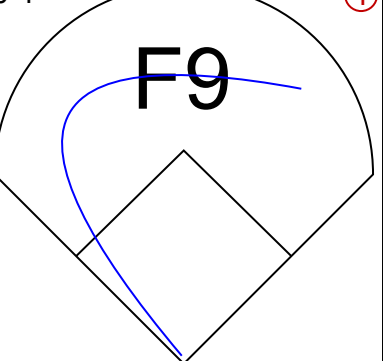
Batter	1	2	3	4	5	6	7	8	9	AB R H RBI BB SO LOB	BOTTOM									
77 Reggie Willits, S OBP: 0.453, SLG: 0.418	F8			FC5-4 BB		2H 1B			1B BB	2 0 1 1 2 0 0	Cleveland Indians @ Los Angeles Angels Angel Stadium of Anaheim, Anaheim, CA Tue May 08 2007, 7:05 PM PDT Att: 41,731 - Clear - 78 F livebaseballscorecards.com									
Orlando Cabrera, R OBP: 0.338, SLG: 0.379	P4		FC5-4 24 G6-3		F8				1B	4 0 1 0 0 0 2										
24 Gary Matthews, S OBP: 0.343, SLG: 0.397	K		G6-3				F9		K	4 0 0 0 0 2 3										
27 Vladimir Guerrero, R OBP: 0.454, SLG: 0.660		G5-3		F8		G3-1		F8		4 0 0 0 0 0 2										
39 Robb Quinlan, R OBP: 0.263, SLG: 0.405		F9		G5-3		F7		F8		4 0 0 0 0 0 2										
Shea Hillenbrand, R OBP: 0.248, SLG: 0.245		F8		P3				P5		3 0 0 0 0 0 0										
32 Erick Aybar, S OBP: 0.289, SLG: 0.301			F9		P5			B4-3		3 0 0 0 0 0 0										
Mike Napoli, R OBP: 0.296, SLG: 0.339		G4-3		77 1B 2B				HBP		2 1 1 0 0 0 0										
9 Chone Figgins, S OBP: 0.133, SLG: 0.172		G4-3		P4				F8		3 0 0 0 0 0 2										
Inning Stats	R: 0 H: 0 E: 0 K: 1 S: 9	H: 0 LOB: 0 BB: 0 P: 11	R: 0 H: 0 E: 0 K: 0 S: 7	H: 0 LOB: 0 BB: 0 P: 11	R: 0 H: 0 E: 0 K: 0 S: 8	H: 0 LOB: 0 BB: 0 P: 13	R: 0 H: 0 E: 0 K: 0 S: 6	H: 0 LOB: 0 BB: 1 P: 10	R: 0 H: 2 E: 0 K: 0 S: 8	H: 2 LOB: 1 BB: 0 P: 14	R: 0 H: 0 E: 0 K: 0 S: 3	H: 0 LOB: 0 BB: 0 P: 5	R: 0 H: 0 E: 0 K: 0 S: 9	H: 0 LOB: 0 BB: 0 P: 12	R: 0 H: 1 E: 0 K: 1 S: 11	H: 1 LOB: 2 BB: 1 P: 17	1B: 2 2B: 1 3B: 0 HR: 0	SF: 0 SAC: 0 DP: 1 HBP: 1	WP: 0 PB: 0 SB: 0 CS: 0	PA: 32
PITCHER	IP WLS BF H R ER SO BB IBB HBP BLK WP HR S P ERA WHIP											IP WLS BF H R ER SO BB IBB HBP BLK WP HR S P ERA WHIP								
31 Cliff Lee, L ERA: 3.6	(1, 1) 9.0 W 32 3 1 1 2 2 0 0 1 0 0 67 102 1.00 0.556																			

Batter	1	2	3	4	5	6	7	8	9	AB	R	H	RBI	BB	SO	LOB	TOP			
24 Grady Sizemore, L OBP: 0.405, SLG: 0.432										4	0	1	0	0	2	0	Cleveland Indians @ Los Angeles Angels Angel Stadium of Anaheim, Anaheim, CA Wed May 09 2007, 7:05 PM PDT Att: 40,007 - Clear - 79 F			
Casey Blake, R OBP: 0.331, SLG: 0.393										3	1	2	0	1	1	1				
48 Travis Hafner, L OBP: 0.434, SLG: 0.495										2	1	0	0	1	0	2				
41 Victor Martinez, S OBP: 0.436, SLG: 0.537										4	0	2	1	0	0	1				
Trot Nixon, L OBP: 0.406, SLG: 0.448										4	0	1	0	0	0	3				
2 Jhonny Peralta, R OBP: 0.344, SLG: 0.495										4	0	1	1	0	0	2				
20 David Dellucci, L OBP: 0.310, SLG: 0.388										3	0	0	0	1	0	2				
10 Kelly Shoppach, R OBP: 0.375, SLG: 0.441										3	0	0	0	0	2	3				
Jason Michaels, R OBP: 0.270, SLG: 0.373										1	0	0	0	0	0	0				
29 Josh Barfield, R OBP: 0.243, SLG: 0.264										3	0	0	0	0	1	3				
25 Ryan Garko, R OBP: 0.330, SLG: 0.405										1	0	0	0	0	1	0				
Inning Stats	R: 2 H: 3 E: 1 K: 1 S: 20	H: 3 LOB: 2 BB: 0 P: 32	R: 0 H: 1 E: 0 K: 2 S: 17	H: 1 LOB: 1 BB: 0 P: 24	R: 0 H: 0 E: 0 K: 0 S: 4	H: 0 LOB: 0 BB: 1 P: 9	R: 0 H: 0 E: 0 K: 0 S: 5	H: 0 LOB: 1 BB: 1 P: 8	R: 0 H: 2 E: 0 K: 2 S: 16	H: 2 LOB: 3 BB: 1 P: 28	R: 0 H: 1 E: 0 K: 1 S: 6	H: 0 LOB: 0 BB: 0 P: 8	R: 0 H: 0 E: 0 K: 0 S: 7	H: 0 LOB: 0 BB: 0 P: 8	R: 0 H: 0 E: 0 K: 1 S: 8	H: 0 LOB: 0 BB: 0 P: 13	1B: 5 2B: 2 3B: 0 HR: 0	SF: 0 SAC: 0 DP: 2 HBP: 0	WP: 0 PB: 0 SB: 1 CS: 0	PA: 36
PITCHER	IP WLS BF H R ER SO BB IBB HBP BLK WP HR S P ERA WHIP																			
36 Jared Weaver, R ERA: 4.29	6.0	27	6	2	1	5	2	1	0	0	0	0	0	69	112	1.50	1.333			
58 Dustin Moseley, R ERA: 1.77	2.0	6	1	0	0	1	0	0	0	0	0	0	0	13	16	0.00	0.500			
Francisco Rodriguez, R ERA: 2.76	1.0	3	0	0	0	1	0	0	0	0	0	0	0	8	13	0.00	0.000			

Batter	1	2	3	4	5	6	7	8	9	AB	R	H	RBI	BB	SO	LOB	BOTTOM			
77 Reggie Willits, S OBP: 0.456, SLG: 0.424										4	0	2	0	0	0	1	Cleveland Indians @ Los Angeles Angels Angel Stadium of Anaheim, Anaheim, CA Wed May 09 2007, 7:05 PM PDT Att: 40,007 - Clear - 79 F			
Orlando Cabrera, R OBP: 0.325, SLG: 0.367										4	0	0	0	0	2					
24 Gary Matthews, S OBP: 0.347, SLG: 0.431										4	1	2	1	0	1					
27 Vladimir Guerrero, R OBP: 0.455, SLG: 0.673										4	0	2	0	0	1	1				
Casey Kotchman, L OBP: 0.304, SLG: 0.388										4	0	1	0	0	0	2				
32 Erick Aybar, S OBP: 0.300, SLG: 0.312										4	1	2	0	0	0	2				
22 Kendrys Morales, S OBP: 0.444, SLG: 0.750										3	1	1	2	1	0	2				
Mike Napoli, R OBP: 0.293, SLG: 0.333										4	0	1	0	0	3	3				
9 Chone Figgins, S OBP: 0.121, SLG: 0.156										3	0	0	0	0	0	1				
Inning Stats	R: 0 H: 1 E: 0 K: 0 S: 9	H: 1 LOB: 1 BB: 0 P: 10	R: 0 H: 1 E: 0 K: 1 S: 9	H: 1 LOB: 1 BB: 0 P: 11	R: 0 H: 1 E: 0 K: 1 S: 9	H: 1 LOB: 1 BB: 0 P: 14	R: 0 H: 1 E: 0 K: 0 S: 6	H: 1 LOB: 1 BB: 0 P: 10	R: 0 H: 1 E: 0 K: 0 S: 8	H: 1 LOB: 1 BB: 0 P: 12	R: 2 H: 3 E: 0 K: 1 S: 22	H: 3 LOB: 1 BB: 0 P: 29	R: 1 H: 2 E: 0 K: 2 S: 11	H: 2 LOB: 2 BB: 1 P: 18	1B: 5 2B: 4 3B: 0 HR: 2	SF: 0 SAC: 0 DP: 1 HBP: 0		WP: 0 PB: 0 SB: 1 CS: 0	PA: 35	
PITCHER	IP WLS BF H R ER SO BB IBB HBP BLK WP HR S P ERA WHIP																			
Paul Byrd, R ERA: 2.84	7.0	29	9	2	2	3	0	0	0	0	0	0	0	69	95	2.57	1.286			
Fernando Cabrera, R ERA: 2.7	1.0	6	2	1	1	2	1	0	0	0	0	0	0	11	18	9.00	3.000			

Batter	1	2	3	4	5	6	7	8	9	AB	R	H	RBI	BB	SO	LOB	TOP					
24 Grady Sizemore, L OBP: 0.404, SLG: 0.430 38 Franklin Gutierrez, R (7, 8)			G3-1-2-5 2-H			G6-4-3 1B			K	3	0	1	0	0	1	2	Cleveland Indians @ Los Angeles Angels Angel Stadium of Anaheim, Anaheim, CA Thu May 10 2007, 12:35 PM PDT Att: 33,698 - Sunny - 78 F livebaseballscorecards.com					
Casey Blake, R OBP: 0.326, SLG: 0.388 (1, 5)	G5-3			K		G6-4-3 1-2			1B	4	0	1	0	0	1	1						
48 Travis Hafner, L OBP: 0.435, SLG: 0.496 (1, 10)	G4-3			1B				K	1B	4	0	2	0	0	1	0						
41 Victor Martinez, S OBP: 0.425, SLG: 0.520 10 Kelly Shoppach, R OBP: 0.396, SLG: 0.429 (7, 2)		G3		K				K	P4	3	0	0	0	0	2	1						
Trot Nixon, L OBP: 0.394, SLG: 0.433 Jason Michaels, R OBP: 0.266, SLG: 0.367 (7, 9)		K		F7				F7	G5-3	3	0	0	0	0	1	1						
2 Jhonny Peralta, R OBP: 0.344, SLG: 0.491 (1, 6)		P3				F7				3	0	1	0	0	0	0						
20 David Dellucci, L OBP: 0.300, SLG: 0.373 (1, 7)			F8			K			F8	3	0	0	0	0	1	1						
25 Ryan Garko, R OBP: 0.330, SLG: 0.402 (1, 3)			1B			K			F9	3	0	1	0	0	1	1						
Mike Rouse, L OBP: 0.290, SLG: 0.222 (1, 4)			1B			F7			P6	3	0	1	0	0	0	1						
Inning Stats	R: 0 E: 0 K: 1 S: 9	H: 0 LOB: 0 BB: 0 P: 13	R: 0 E: 0 K: 1 S: 6	H: 0 LOB: 0 BB: 0 P: 8	R: 0 E: 0 K: 0 S: 11	H: 2 LOB: 1 BB: 0 P: 13	R: 0 E: 0 K: 2 S: 10	H: 1 LOB: 1 BB: 0 P: 16	R: 0 E: 0 K: 2 S: 10	H: 0 LOB: 0 BB: 0 P: 15	R: 0 E: 0 K: 0 S: 7	H: 1 LOB: 0 BB: 0 P: 10	R: 0 E: 0 K: 2 S: 7	H: 0 LOB: 0 BB: 0 P: 8	R: 0 E: 0 K: 0 S: 6	H: 1 LOB: 1 BB: 0 P: 9		R: 0 E: 0 K: 1 S: 10	H: 2 LOB: 2 BB: 0 P: 11	1B: 7 2B: 1 3B: 0 HR: 0	SF: 0 SAC: 0 DP: 2 HBP: 0	WP: 0 PB: 0 SB: 0 CS: 0
PITCHER 45 Kelvin Escobar, R ERA: 2.21 (1, 1)	IP: 9.0 WLS: W BF: 32 H: 7 R: 0 ER: 0 SO: 9 BB: 0 IBB: 0 HBP: 0 BLK: 0 WP: 0 HR: 0 S: 76 P: 103 ERA: 0.00 WHIP: 0.778															PITCHER IP: 9.0 WLS: W BF: 32 H: 7 R: 0 ER: 0 SO: 9 BB: 0 IBB: 0 HBP: 0 BLK: 0 WP: 0 HR: 0 S: 76 P: 103 ERA: 0.00 WHIP: 0.778						

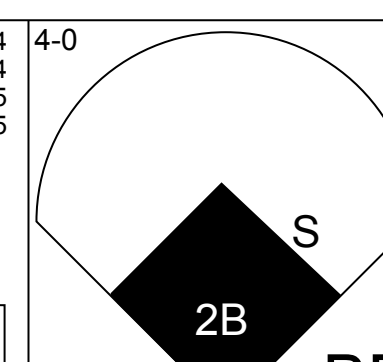
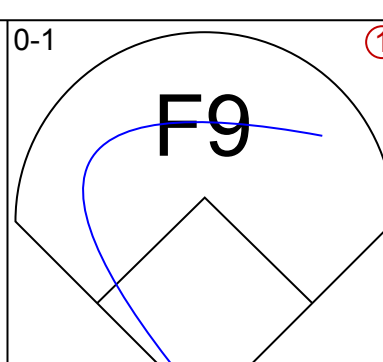
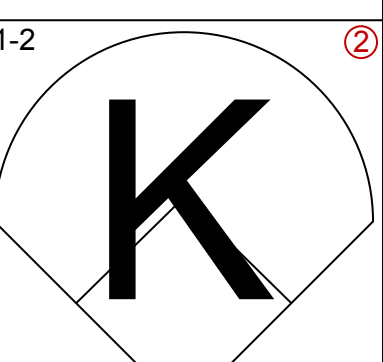
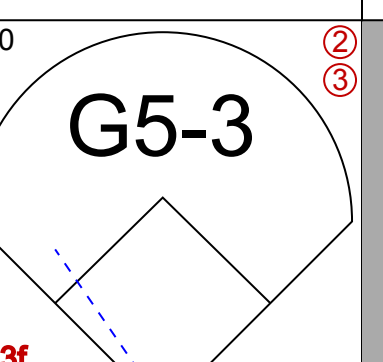
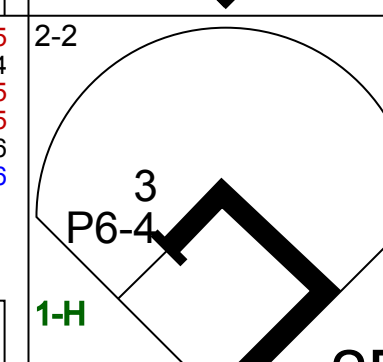
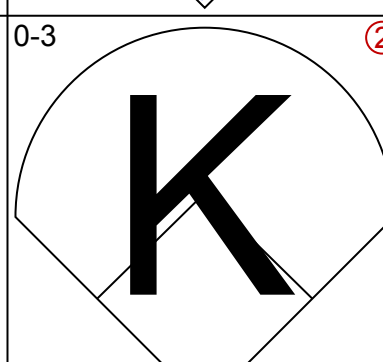
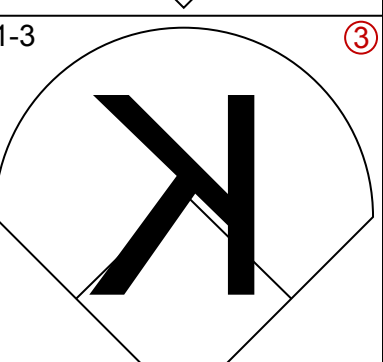
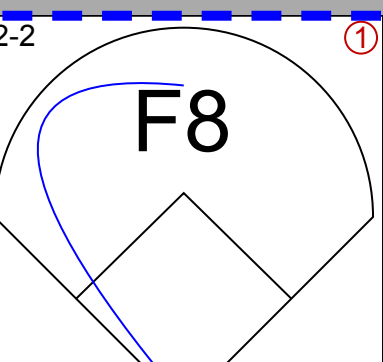
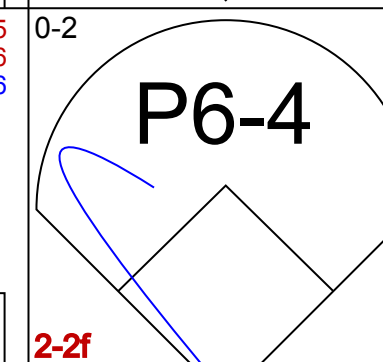
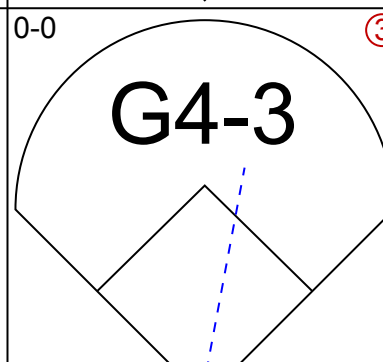
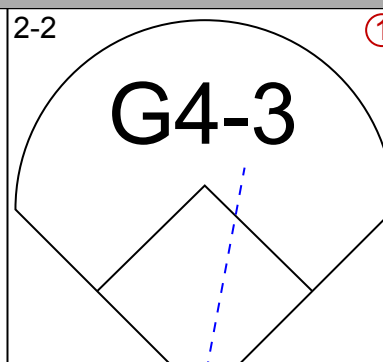
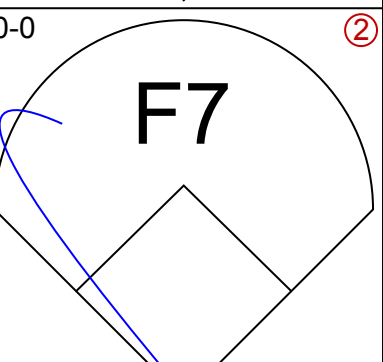
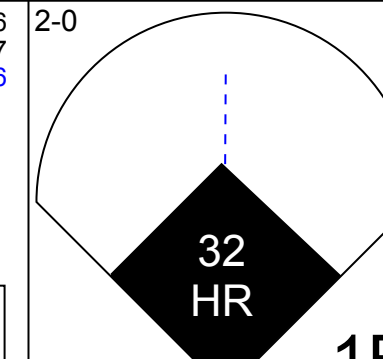
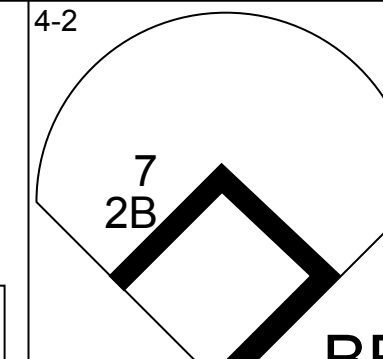
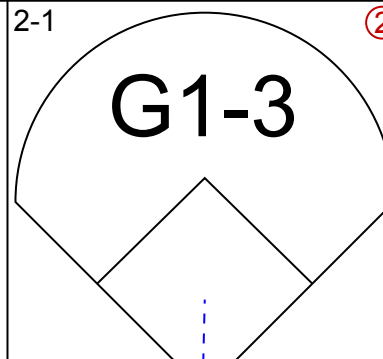
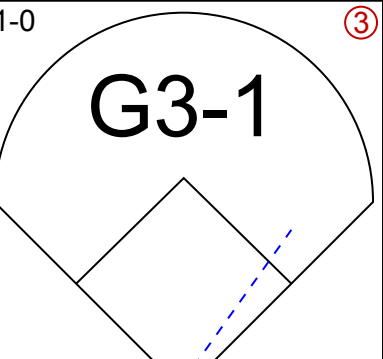
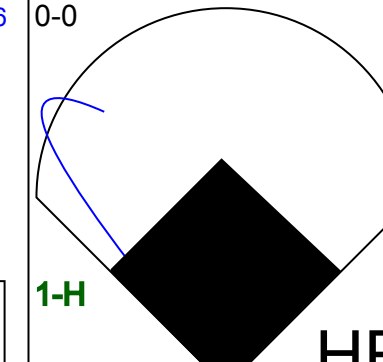
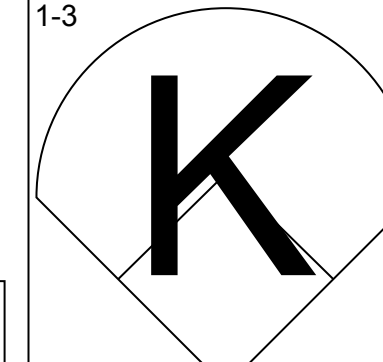
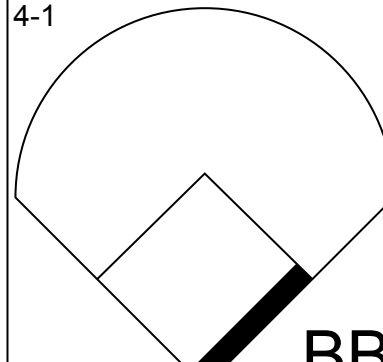
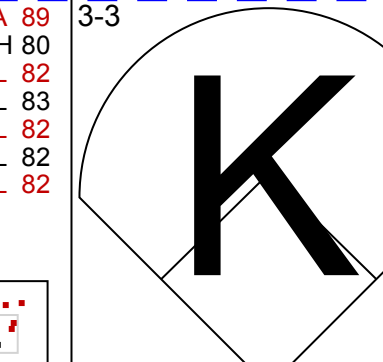
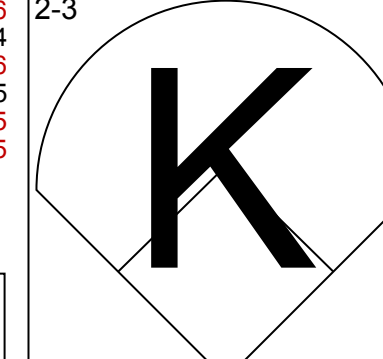
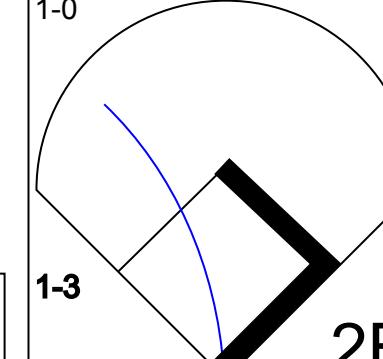
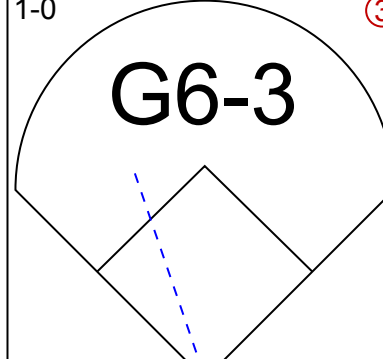
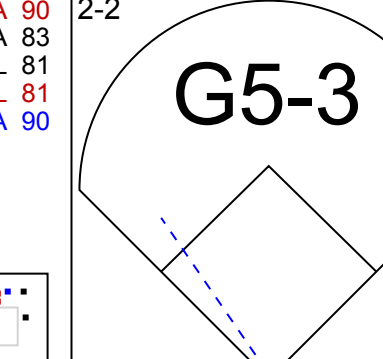
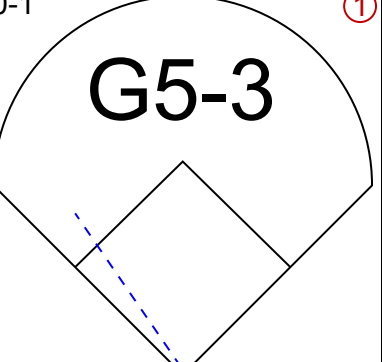
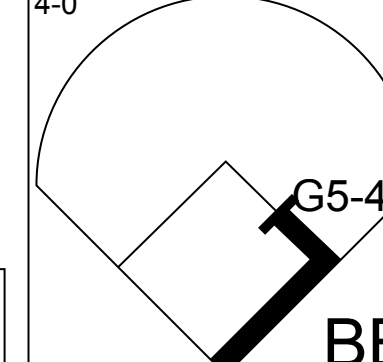
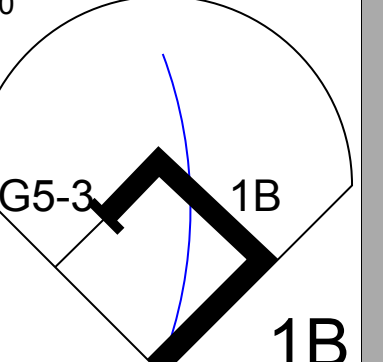
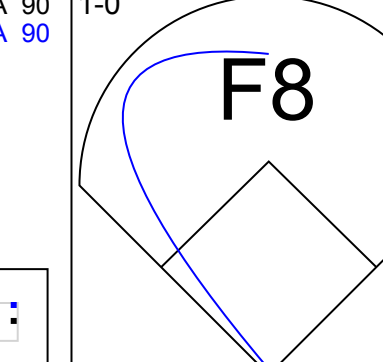
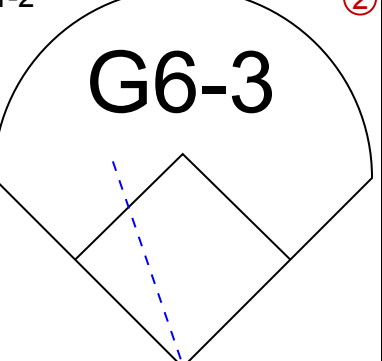
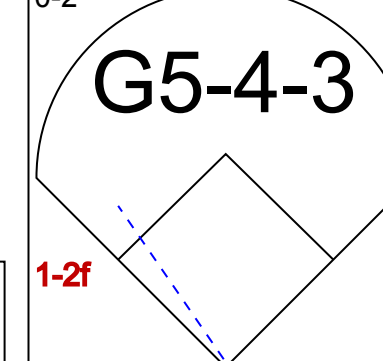
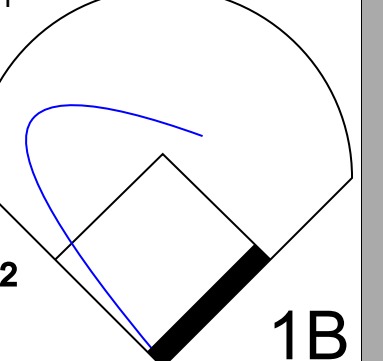
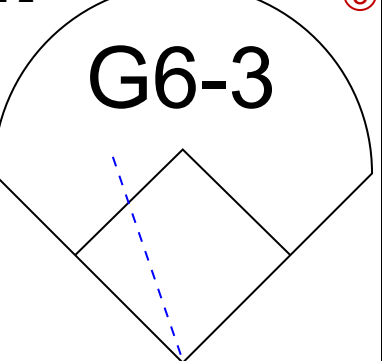
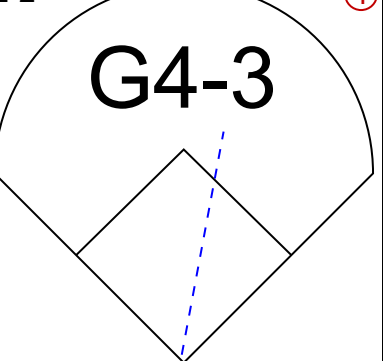
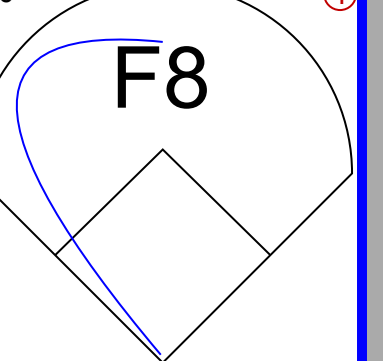
Batter	1	2	3	4	5	6	7	8	9	AB	R	H	RBI	BB	SO	LOB	BOTTOM					
77 Reggie Willits, S OBP: 0.438, SLG: 0.406 (1, 7)	F8		F9	G4-3 1B		F8		F9		5	0	1	0	0	0	3	Cleveland Indians @ Los Angeles Angels Angel Stadium of Anaheim, Anaheim, CA Thu May 10 2007, 12:35 PM PDT Att: 33,698 - Sunny - 78 F livebaseballscorecards.com					
Orlando Cabrera, R OBP: 0.327, SLG: 0.364 63 Matthew Brown, R (8, 5)	G5-3		P4	G4-3		27 2B		F7		4	1	1	0	0	0	3						
27 Vladimir Guerrero, R OBP: 0.497, SLG: 0.673 (1, 10)	K		IBB	P4		1B		2B		3	1	1	2	1	1	1						
39 Robb Quinlan, R OBP: 0.286, SLG: 0.439 (1, 3)		G6-3 2B	24 HR	1B		G6-3		F9		4	1	2	2	0	0	1						
24 Gary Matthews, S OBP: 0.351, SLG: 0.455 (1, 8)	F8		1B	HR		65 FC6-4 1B		F8		4	1	2	3	0	0	1						
32 Erick Aybar, S OBP: 0.310, SLG: 0.321 (8, 6)	G6-3		1B			K				4	0	2	0	0	1	2						
65 Tommy Murphy, S OBP: 0.250, SLG: 0.250 (1, 9)	F7		G4-3			FC6-4		K		4	0	0	0	0	1	4						
José Molina, R OBP: 0.245, SLG: 0.250 (1, 2)			9 2B	39 1B		F7		F9		4	2	2	0	0	0	1						
9 Chone Figgins, S OBP: 0.162, SLG: 0.222 (8, 4)			39 1B	2B		G6-3		G3-1		4	2	2	0	0	0	1						
Inning Stats	R: 0 E: 0 K: 1 S: 7	H: 0 LOB: 0 BB: 0 P: 11	R: 0 E: 0 K: 0 S: 10	H: 1 LOB: 1 BB: 0 P: 16	R: 5 E: 0 K: 0 S: 14	H: 5 LOB: 1 BB: 1 P: 26	R: 1 E: 0 K: 0 S: 13	H: 2 LOB: 1 BB: 0 P: 16	R: 0 E: 0 K: 1 S: 10	H: 1 LOB: 1 BB: 0 P: 14	R: 2 E: 0 K: 0 S: 17	H: 3 LOB: 1 BB: 0 P: 23	R: 0 E: 0 K: 1 S: 10	H: 1 LOB: 1 BB: 0 P: 13	R: 0 E: 0 K: 0 S: 14	H: 0 LOB: 0 BB: 0 P: 20		R: 0 E: 0 K: 0 S: 14	H: 0 LOB: 0 BB: 0 P: 20	1B: 8 2B: 4 3B: 0 HR: 1	SF: 0 SAC: 0 DP: 0 HBP: 0	WP: 0 PB: 0 SB: 3 CS: 0
PITCHER 45 Jeremy Sowers, L ERA: 6.56 (1, 1)	IP: 5.0 WLS: L BF: 25 H: 9 R: 6 ER: 6 SO: 2 BB: 0 IBB: 0 HBP: 0 BLK: 0 WP: 0 HR: 1 S: 54 P: 83 ERA: 10.80 WHIP: 1.800															PITCHER IP: 5.0 WLS: L BF: 25 H: 9 R: 6 ER: 6 SO: 2 BB: 0 IBB: 0 HBP: 0 BLK: 0 WP: 0 HR: 1 S: 54 P: 83 ERA: 10.80 WHIP: 1.800						
49 Edward Mujica, R ERA: 9.0 (6, 1)	IP: 2.0 WLS: L BF: 10 H: 4 R: 2 ER: 2 SO: 1 BB: 0 IBB: 0 HBP: 0 BLK: 0 WP: 0 HR: 0 S: 27 P: 36 ERA: 9.00 WHIP: 2.000															PITCHER IP: 2.0 WLS: L BF: 10 H: 4 R: 2 ER: 2 SO: 1 BB: 0 IBB: 0 HBP: 0 BLK: 0 WP: 0 HR: 0 S: 27 P: 36 ERA: 9.00 WHIP: 2.000						
46 Aaron Fultz, L ERA: 2.45 (8, 1)	IP: 1.0 WLS: L BF: 3 H: 0 R: 0 ER: 0 SO: 0 BB: 0 IBB: 0 HBP: 0 BLK: 0 WP: 0 HR: 0 S: 14 P: 20 ERA: 0.00 WHIP: 0.000															PITCHER IP: 1.0 WLS: L BF: 3 H: 0 R: 0 ER: 0 SO: 0 BB: 0 IBB: 0 HBP: 0 BLK: 0 WP: 0 HR: 0 S: 14 P: 20 ERA: 0.00 WHIP: 0.000						

Batter	1	2	3	4	5	6	7	8	9	AB	R	H	RBI	BB	SO	LOB	TOP					
24 Grady Sizemore, L OBP: 0.381, SLG: 0.400										5	0	0	0	0	1	2						
Jason Michaels, R OBP: 0.290, SLG: 0.385										5	1	3	0	0	0	0						
41 Victor Martinez, S OBP: 0.410, SLG: 0.491										4	0	0	0	1	1	3						
25 Ryan Garko, R OBP: 0.349, SLG: 0.458										5	1	2	1	0	0	2						
2 Jhonny Peralta, R OBP: 0.336, SLG: 0.467										4	1	1	0	1	2	1						
Trot Nixon, L OBP: 0.372, SLG: 0.398										5	0	0	0	0	1	4						
Casey Blake, R OBP: 0.345, SLG: 0.393										2	3	2	1	2	0	0						
29 Josh Barfield, R OBP: 0.246, SLG: 0.301										4	0	2	2	0	0	5						
38 Franklin Gutierrez, R OBP: 0.200, SLG: 0.200										4	0	1	1	0	2	2						
Inning Stats	R: 0 E: 0 K: 2 S: 20	H: 1 LOB: 1 BB: 0 P: 24	R: 1 E: 0 K: 1 S: 11	H: 1 LOB: 1 BB: 1 P: 18	R: 0 E: 0 K: 0 S: 6	H: 0 LOB: 0 BB: 0 P: 10	R: 3 E: 1 K: 0 S: 21	H: 4 LOB: 1 BB: 0 P: 31	R: 0 E: 0 K: 1 S: 7	H: 0 LOB: 1 BB: 0 P: 14	R: 1 E: 0 K: 1 S: 12	H: 2 LOB: 1 BB: 0 P: 18	R: 1 E: 0 K: 0 S: 19	H: 2 LOB: 3 BB: 2 P: 37	R: 0 E: 0 K: 0 S: 7	H: 1 LOB: 1 BB: 0 P: 11	R: 0 E: 0 K: 2 S: 7	H: 0 LOB: 0 BB: 0 P: 8	1B: 9 2B: 0 3B: 2 HR: 0	SF: 0 SAC: 0 DP: 0 HBP: 0	WP: 1 PB: 0 SB: 2 CS: 0	PA: 42
PITCHER	IP	WLS	BF	H	R	ER	SO	BB	IBB	HBP	BLK	WP	HR	S	P	ERA	WHIP					
61 Dallas Braden, L ERA: 5.65	4.0	L	19	6	4	3	3	1	0	0	0	1	0	58	83	6.75	1.750					
50 Kiko Calero, R ERA: 5.51	1.2		8	2	1	1	2	1	0	0	0	0	0	17	30	5.40	1.800					
25 Lenny DiNardo, L ERA: 2.38	1.0		6	2	1	1	0	1	0	0	0	0	0	18	32	9.00	3.000					
Jay Witasick, R ERA: 3.38	1.1		6	1	0	0	0	1	0	0	0	0	0	10	18	0.00	1.500					
20 Huston Street, R ERA: 2.5	1.0		3	0	0	0	2	0	0	0	0	0	0	7	8	0.00	0.000					

Cleveland Indians @ Oakland Athletics
McAfee Coliseum, Oakland, CA
Sat May 12 2007, 4:05 PM EDT
Att: 22,705 - Partly Cloudy - 61 F

AB 38
R 6
H 11
RBI 5
BB 4
SO 7
LOB 19



Batter	1	2	3	4	5	6	7	8	9	AB	R	H	RBI	BB	SO	LOB	BOTTOM					
Shannon Stewart, R OBP: 0.331, SLG: 0.341										3	1	0	0	1	1	2						
Nick Swisher, S OBP: 0.411, SLG: 0.530										4	0	1	1	0	2	0						
3 Eric Chavez, L OBP: 0.306, SLG: 0.424										4	0	0	0	0	0	1						
29 Dan Johnson, L OBP: 0.515, SLG: 0.722										3	1	1	0	1	0	0						
32 Jack Cust, L OBP: 0.444, SLG: 1.000										3	1	1	2	1	2	1						
7 Bobby Crosby, R OBP: 0.270, SLG: 0.371										4	0	1	0	0	1	1						
6 Travis Buck, L OBP: 0.347, SLG: 0.443										3	0	1	0	1	0	0						
Marco Scutaro, R OBP: 0.229, SLG: 0.250										3	0	1	0	0	0	3						
Jason Kendall, R OBP: 0.227, SLG: 0.192										2	0	0	0	0	0	0						
22 Milton Bradley, S OBP: 0.373, SLG: 0.372										1	0	0	0	0	0	2						
Adam Melhuse, S OBP: 0.176, SLG: 0.188										0	0	0	0	0	0	0						
Inning Stats	R: 3 E: 0 K: 1 S: 13	H: 3 LOB: 0 BB: 1 P: 23	R: 0 E: 0 K: 0 S: 10	H: 0 LOB: 0 BB: 0 P: 13	R: 0 E: 0 K: 1 S: 6	H: 0 LOB: 0 BB: 0 P: 6	R: 0 E: 0 K: 1 S: 10	H: 1 LOB: 2 BB: 2 P: 20	R: 0 E: 0 K: 2 S: 9	H: 0 LOB: 0 BB: 0 P: 13	R: 0 E: 0 K: 0 S: 7	H: 0 LOB: 1 BB: 1 P: 16	R: 0 E: 0 K: 0 S: 5	H: 2 LOB: 1 BB: 0 P: 9	R: 0 E: 0 K: 0 S: 5	H: 0 LOB: 0 BB: 0 P: 8	R: 0 E: 0 K: 1 S: 8	H: 0 LOB: 0 BB: 0 P: 14	1B: 3 2B: 3 3B: 0 HR: 1	SF: 0 SAC: 0 DP: 3 HBP: 0	WP: 0 PB: 0 SB: 1 CS: 0	PA: 34
PITCHER	IP	WLS	BF	H	R	ER	SO	BB	IBB	HBP	BLK	WP	HR	S	P	ERA	WHIP					
55 Roberto Hernandez, R ERA: 3.12	7.0	W	28	6	3	3	5	4	0	0	0	0	0	60	100	3.86	1.429					
46 Aaron Fultz, L ERA: 2.25	1.0	H	3	0	0	0	0	0	0	0	0	0	0	5	8	0.00	0.000					
47 Joe Borowski, R ERA: 6.91	1.0	S	3	0	0	0	1	0	0	0	0	0	0	8	14	0.00	0.000					

Cleveland Indians @ Oakland Athletics
McAfee Coliseum, Oakland, CA
Sat May 12 2007, 4:05 PM EDT
Att: 22,705 - Partly Cloudy - 61 F

AB 30
R 3
H 6
RBI 3
BB 4
SO 6
LOB 10



Batter	1	2	3	4	5	6	7	8	9	AB	R	H	RBI	BB	SO	LOB	TOP			
24 Grady Sizemore, L OBP: 0.382, SLG: 0.396	G4-3	HBP	G4-3			2B		K		4	1	1	0	0	1	1	Cleveland Indians @ Oakland Athletics McAfee Coliseum, Oakland, CA Sun May 13 2007, 4:05 PM EDT Att. 24,692 - Sunny - 65 F			
Casey Blake, R OBP: 0.347, SLG: 0.417	3B	K			G5-3	48 1B		G6-3		5	1	2	1	0	1	3				
48 Travis Hafner, L OBP: 0.429, SLG: 0.475										3	1	1	1	2	1	0				
10 Kelly Shoppach, R OBP: 0.366, SLG: 0.429	41 G4-6-3		41 1B		K			G3-1		0	0	0	0	0	0	0				
41 Victor Martinez, S OBP: 0.409, SLG: 0.486	G4-6-3		2B		G4-3					5	1	2	0	0	0	3				
Trot Nixon, L OBP: 0.376, SLG: 0.406										3	2	1	1	1	0	1				
Jason Michaels, R OBP: 0.286, SLG: 0.379			20 1B		29 G6-3			K		1	0	0	0	0	1	1				
25 Ryan Garko, R OBP: 0.360, SLG: 0.475	FC4-6		20 1B		G5-3					5	0	3	0	0	0	3				
20 David Dellucci, L OBP: 0.313, SLG: 0.391										5	1	2	1	0	2	3				
29 Josh Barfield, R OBP: 0.244, SLG: 0.297										5	0	1	1	0	2	6				
Mike Rouse, L OBP: 0.257, SLG: 0.194	FC4-6									4	0	0	1	0	0	4				
Inning Stats	R: 0 E: 0 K: 0 S: 8	H: 1 LOB: 1 BB: 1 P: 13	R: 1 E: 0 K: 2 S: 14	H: 2 LOB: 3 BB: 1 P: 27	R: 4 E: 0 K: 0 S: 20	H: 3 LOB: 1 BB: 1 P: 35	R: 0 E: 0 K: 1 S: 12	H: 0 LOB: 0 BB: 0 P: 15	R: 0 E: 0 K: 1 S: 14	H: 2 LOB: 2 BB: 0 P: 21	R: 2 E: 0 K: 0 S: 12	H: 3 LOB: 1 BB: 0 P: 16	R: 0 E: 0 K: 0 S: 7	H: 0 LOB: 0 BB: 0 P: 7	R: 0 E: 0 K: 1 S: 9	H: 2 LOB: 2 BB: 0 P: 29	1B: 9 2B: 3 3B: 1 HR: 0	SF: 0 SAC: 0 DP: 1 HBP: 1	WP: 0 PB: 0 CS: 0	PA: 44
PITCHER	IP	WLS	BF	H	R	ER	SO	BB	IBB	HBP	BLK	WP	HR	S	P	ERA	WHIP			
57 Chad Gaudin, R ERA: 2.93	4.2		26	8	5	4	4	3	0	1	0	0	0	66	109	7.71	2.357			
Jay Marshall, L ERA: 5.63	2.1		10	3	2	2	0	0	0	0	0	0	0	21	25	7.71	1.286			
Alan Embree, L ERA: 3.24	1.2		7	2	0	0	3	0	0	0	0	0	0	24	37	0.00	1.200			
Jay Witasick, R ERA: 3.27	0.1	W	1	0	0	0	1	0	0	0	0	0	0	4	5	0.00	0.000			

AB	40
R	7
H	13
RBI	6
BB	3
SO	8
LOB	25



Batter	1	2	3	4	5	6	7	8	9	AB	R	H	RBI	BB	SO	LOB	BOTTOM		
Shannon Stewart, R OBP: 0.333, SLG: 0.343	F8		29 BB	1B				F9		5	0	2	1	0	0	0	Cleveland Indians @ Oakland Athletics McAfee Coliseum, Oakland, CA Sun May 13 2007, 4:05 PM EDT Att. 24,692 - Sunny - 65 F		
Nick Swisher, S OBP: 0.411, SLG: 0.524	G5-3		29 BB	1B				F9		5	0	2	0	0	0	0			
3 Eric Chavez, L OBP: 0.309, SLG: 0.443	K									5	2	2	1	0	2	5			
22 Milton Bradley, S OBP: 0.375, SLG: 0.447		G6-3	SF8					HR		4	1	2	3	0	0	0			
29 Dan Johnson, L OBP: 0.507, SLG: 0.690		P4						29 S		4	1	1	0	1	0	1			
7 Bobby Crosby, R OBP: 0.276, SLG: 0.397								L7		5	2	2	1	0	1	3			
32 Jack Cust, L OBP: 0.469, SLG: 1.077										4	2	2	3	1	2	0			
14 Mark Ellis, R OBP: 0.336, SLG: 0.348										3	1	1	0	1	1	2			
Jason Kendall, R OBP: 0.229, SLG: 0.195										3	1	1	1	0	0	1			
6 Travis Buck, L OBP: 0.344, SLG: 0.438										1	0	0	0	0	0	1			
Adam Melhuse, S OBP: 0.176, SLG: 0.188										0	0	0	0	0	0	0			
Inning Stats	R: 0 E: 0 K: 1 S: 11	H: 0 LOB: 0 BB: 0 P: 17	R: 1 E: 0 K: 1 S: 9	H: 1 LOB: 0 BB: 0 P: 13	R: 2 E: 0 K: 2 S: 18	H: 3 LOB: 2 BB: 2 P: 31	R: 0 E: 0 K: 0 S: 7	H: 0 LOB: 0 BB: 0 P: 11	R: 0 E: 0 K: 1 S: 10	H: 1 LOB: 1 BB: 0 P: 16	R: 5 E: 0 K: 0 S: 19	H: 5 LOB: 0 BB: 0 P: 32	1B: 10 2B: 1 3B: 0 HR: 4	SF: 1 SAC: 0 DP: 1 HBP: 0	WP: 0 PB: 0 CS: 0	PA: 43			
PITCHER	IP	WLS	BF	H	R	ER	SO	BB	IBB	HBP	BLK	WP	HR	S	P	ERA	WHIP		
31 Cliff Lee, L ERA: 4.5	5.0		25	7	4	4	4	3	0	0	0	0	1	56	94	7.20	2.000		
40 Tom Mastny, R ERA: 3.31	1.2	H	6	2	1	1	1	0	0	0	0	0	1	20	32	5.40	1.200		
46 Aaron Fultz, L ERA: 2.19	0.1	H	1	0	0	0	0	0	0	0	0	0	0	4	6	0.00	0.000		
63 Rafael Betancourt, R ERA: 2.45	1.0	H	4	1	0	0	1	0	0	0	0	0	0	10	16	0.00	1.000		
47 Joe Borowski, R ERA: 9.0	0.2	L	6	4	4	4	0	0	0	0	0	0	1	18	30	54.00	6.000		
PITCHER	IP	WLS	BF	H	R	ER	SO	BB	IBB	HBP	BLK	WP	HR	S	P	ERA	WHIP		
Fernando Cabrera, R ERA: 3.24	0.0		1	1	1	1	0	0	0	0	0	0	0	1	2				

AB	39
R	10
H	15
RBI	10
BB	3
SO	6
LOB	13



Batter	1	2	3	4	5	6	7	8	9	AB	R	H	RBI	BB	SO	LOB	TOP			
Luis Castillo, S OBP: 0.355, SLG: 0.357	G4-3		B1-3 1B		G6-3			G1-3		4	0	1	0	0	0	1				
Jason Bartlett, R OBP: 0.331, SLG: 0.306 38 Luis Antonio Rodriguez, R OBP: 0.279, SLG: 0.286	G5-3		B1-3		G6-3			L5		3	0	0	0	0	0	1				
5 Michael Cuddyer, R OBP: 0.322, SLG: 0.443	K				K			K		3	0	1	0	1	2	0				
33 Justin Morneau, L OBP: 0.360, SLG: 0.556					G6-3			F7		4	0	1	0	0	0	2				
Tori Hunter, R OBP: 0.342, SLG: 0.585	K				F8			K		4	0	0	0	0	2	3				
16 Jason Kubel, L OBP: 0.302, SLG: 0.359	G4-3				G4-3			G4-3		3	0	0	0	0	0	2				
55 Mike Redmond, R OBP: 0.356, SLG: 0.398					G6-3			G4-3		2	0	0	0	1	0	0				
50 Garrett Jones, L OBP: 0.250, SLG: 0.143	G5-3				F8			G4-3		3	0	0	0	0	0	2				
8 Nick Punto, S OBP: 0.322, SLG: 0.303			G4-3					G3		3	0	1	0	0	0	0				
Inning Stats	R: 0 H: 0 E: 0 K: 1 S: 7	H: 0 LOB: 0 BB: 0 P: 10	R: 0 H: 1 E: 0 K: 1 S: 10	LOB: 2 BB: 1 P: 17	R: 0 H: 1 E: 0 K: 0 S: 8	LOB: 0 BB: 0 P: 12	R: 0 H: 0 E: 0 K: 0 S: 7	H: 0 LOB: 1 BB: 1 P: 14	R: 0 H: 1 E: 0 K: 0 S: 8	LOB: 1 BB: 0 P: 13	R: 0 H: 0 E: 0 K: 1 S: 10	H: 0 LOB: 0 BB: 0 P: 9	R: 0 H: 0 E: 0 K: 0 S: 9	H: 0 LOB: 0 BB: 0 P: 15	R: 0 H: 1 E: 0 K: 0 S: 11	LOB: 1 BB: 0 P: 19	1B: 3 2B: 2 3B: 0 HR: 0	SF: 0 SAC: 0 DP: 1 HBP: 0	WP: 0 PB: 0 SB: 1 CS: 0	PA: 32
PITCHER 55 Roberto Hernandez, R ERA: 2.55	IP: 9.0 WLS: W BF: 32 H: 4 R: 0 ER: 0 SO: 4 BB: 2 IBB: 0 HBP: 0 BLK: 0 WP: 0 HR: 0 S: 76 P: 121 ERA: 0.00 WHIP: 0.667																			

Minnesota Twins @ Cleveland Indians
Jacobs Field, Cleveland, OH
Thu May 17 2007, 12:05 PM EDT
Att: 28,609 - Cloudy - 51 F

AB 30
R 0
H 4
RBI 0
BB 2
SO 4
LOB 11



Batter	1	2	3	4	5	6	7	8	9	AB	R	H	RBI	BB	SO	LOB	BOTTOM			
24 Grady Sizemore, L OBP: 0.391, SLG: 0.429	K		K			F7		G1-3		4	0	0	0	0	2	0				
Casey Blake, R OBP: 0.354, SLG: 0.421	K				FC6-4 1B	G6-3		G6-3		4	0	1	0	0	1	0				
48 Travis Hafner, L OBP: 0.432, SLG: 0.457					L6			K		3	0	1	0	0	1	1				
41 Victor Martinez, S OBP: 0.420, SLG: 0.517	G5-3				FC6-4			HR		3	1	1	1	0	0	2				
25 Ryan Garko, R OBP: 0.361, SLG: 0.495					K			HR		3	1	1	1	0	1	1				
Trot Nixon, L OBP: 0.363, SLG: 0.393	K				F9			K		3	0	0	0	0	2	0				
Jason Michaels, R OBP: 0.308, SLG: 0.397	P3				WP BLK BB	G6-3		G6-3		2	0	0	0	1	0	0				
29 Josh Barfield, R OBP: 0.244, SLG: 0.300					F7			K		3	0	0	0	0	2	1				
Mike Rouse, L OBP: 0.237, SLG: 0.176					K			K		3	0	0	0	0	3	1				
Inning Stats	R: 0 H: 1 E: 0 K: 2 S: 11	H: 0 LOB: 0 BB: 0 P: 17	R: 0 H: 0 E: 0 K: 1 S: 7	H: 0 LOB: 0 BB: 0 P: 11	R: 0 H: 0 E: 0 K: 2 S: 8	H: 0 LOB: 0 BB: 0 P: 12	R: 0 H: 1 E: 0 K: 1 S: 7	H: 1 LOB: 1 BB: 0 P: 11	R: 0 H: 0 E: 0 K: 2 S: 11	H: 0 LOB: 1 BB: 1 P: 20	R: 0 H: 0 E: 0 K: 1 S: 10	H: 0 LOB: 0 BB: 0 P: 14	R: 2 H: 2 E: 0 K: 2 S: 13	H: 2 LOB: 0 BB: 0 P: 18	R: 0 H: 0 E: 0 K: 1 S: 10	H: 0 LOB: 0 BB: 0 P: 14	1B: 2 2B: 0 3B: 0 HR: 2	SF: 0 SAC: 0 DP: 0 HBP: 0	WP: 1 PB: 0 SB: 0 CS: 0	PA: 29
PITCHER Johan Santana, L ERA: 3.26 Juan Rincon, R ERA: 2.61	IP: 7.0 WLS: L BF: 26 H: 4 R: 2 ER: 2 SO: 11 BB: 1 IBB: 0 HBP: 0 BLK: 0 WP: 1 HR: 2 S: 67 P: 103 ERA: 2.57 WHIP: 0.714																			

Minnesota Twins @ Cleveland Indians
Jacobs Field, Cleveland, OH
Thu May 17 2007, 12:05 PM EDT
Att: 28,609 - Cloudy - 51 F

AB 28
R 2
H 4
RBI 2
BB 1
SO 12
LOB 6



Batter	1	2	3	4	5	6	7	8	9	AB	R	H	RBI	BB	SO	LOB	TOP					
6 Ryan Freel, R OBP: 0.338, SLG: 0.382 (1, 8)	1-1 F9	2-0 4 SF9 3B		0-2 G1-3			0-3 K			4	1	1	3	0	1	0	Cincinnati Reds @ Cleveland Indians Jacobs Field, Cleveland, OH Fri May 18 2007, 7:05 PM EDT Att: 34,230 - Clear - 59 F					
4 Brandon Phillips, R OBP: 0.332, SLG: 0.476 (1, 4)	0-2 G5-3	0-0 SF9			1-0 F9-6 2B			0-0 E5		3	0	1	1	0	0	0						
Ken Griffey Jr., L OBP: 0.415, SLG: 0.557 (1, 9)	3-1 1B	4-2 3H BB			1-1 F7			3-3 K		3	0	1	0	1	1	2						
Jeff Conine, R OBP: 0.329, SLG: 0.431 (1, 3)	2-1 1B	1-1 F9			0-1 F9-6			0-0 F8		4	0	1	0	0	0	3						
2 Alex Gonzalez, R OBP: 0.308, SLG: 0.465 (1, 6)	2-2 F8		1-0 G5-3		4-2 30 G4-6-3 BB			0-1 F7		3	0	0	0	1	0	3						
Adam Dunn, L OBP: 0.367, SLG: 0.571 (1, 10)		4-2 9 30 6 3B HBP	2-2 30 G6-4-3 1B		2-3 K			2-3 K		3	1	1	0	0	2	1						
30 Norris Hopper, R OBP: 0.273, SLG: 0.273 (1, 7)		0-1 6 3B 1B	2-2 G6-4-3		2-2 G4-6-3			1-1 F7		4	1	1	0	0	0	2						
9 Juan Castro, R OBP: 0.217, SLG: 0.227 33 Josh Hamilton, L OBP: 0.336, SLG: 0.521 (7, PH)	1-1 FC3 6 3B		1-2 G6-3		0-3 K			1-2 G4-3		2	1	0	0	0	0	2						
Chad Moeller, R OBP: 0.182, SLG: 0.182 Javier Valentin, S OBP: 0.321, SLG: 0.311 (7, PH)	1-3 K		1-1 G6-3		1-2 K					2	0	0	0	0	1	3						
										1	0	0	0	0	1	0						
Inning Stats	R: 0 E: 0 K: 0 S: 17	H: 2 LOB: 2 BB: 0 P: 25	R: 4 E: 1 K: 1 S: 17	H: 2 LOB: 1 BB: 1 P: 30	R: 0 E: 0 K: 0 S: 8	H: 1 LOB: 0 BB: 0 P: 13	R: 0 E: 0 K: 0 S: 8	H: 0 LOB: 0 BB: 0 P: 10	R: 0 E: 0 K: 1 S: 9	H: 0 LOB: 0 BB: 1 P: 17	R: 0 E: 0 K: 3 S: 9	H: 0 LOB: 0 BB: 0 P: 10	R: 0 E: 1 K: 1 S: 8	H: 0 LOB: 1 BB: 0 P: 11	R: 0 E: 0 K: 1 S: 9	H: 0 LOB: 0 BB: 0 P: 13	1B: 4 2B: 2 3B: 1 HR: 0	SF: 1 SAC: 0 DP: 3 HBP: 1	WP: 0 PB: 0 SB: 0 CS: 0	PA: 35		
PITCHER	IP WLS BF H R ER SO BB IBB HBP BLK WP HR S P ERA WHIP	IP WLS BF H R ER SO BB IBB HBP BLK WP HR S P ERA WHIP	IP WLS BF H R ER SO BB IBB HBP BLK WP HR S P ERA WHIP	IP WLS BF H R ER SO BB IBB HBP BLK WP HR S P ERA WHIP	IP WLS BF H R ER SO BB IBB HBP BLK WP HR S P ERA WHIP	IP WLS BF H R ER SO BB IBB HBP BLK WP HR S P ERA WHIP	IP WLS BF H R ER SO BB IBB HBP BLK WP HR S P ERA WHIP	IP WLS BF H R ER SO BB IBB HBP BLK WP HR S P ERA WHIP	IP WLS BF H R ER SO BB IBB HBP BLK WP HR S P ERA WHIP	IP WLS BF H R ER SO BB IBB HBP BLK WP HR S P ERA WHIP	IP WLS BF H R ER SO BB IBB HBP BLK WP HR S P ERA WHIP	IP WLS BF H R ER SO BB IBB HBP BLK WP HR S P ERA WHIP	IP WLS BF H R ER SO BB IBB HBP BLK WP HR S P ERA WHIP	IP WLS BF H R ER SO BB IBB HBP BLK WP HR S P ERA WHIP	IP WLS BF H R ER SO BB IBB HBP BLK WP HR S P ERA WHIP	IP WLS BF H R ER SO BB IBB HBP BLK WP HR S P ERA WHIP	IP WLS BF H R ER SO BB IBB HBP BLK WP HR S P ERA WHIP	IP WLS BF H R ER SO BB IBB HBP BLK WP HR S P ERA WHIP	IP WLS BF H R ER SO BB IBB HBP BLK WP HR S P ERA WHIP	IP WLS BF H R ER SO BB IBB HBP BLK WP HR S P ERA WHIP	IP WLS BF H R ER SO BB IBB HBP BLK WP HR S P ERA WHIP	IP WLS BF H R ER SO BB IBB HBP BLK WP HR S P ERA WHIP

AB	31
R	4
H	6
RBI	4
BB	2
SO	7
LOB	16



Batter	1	2	3	4	5	6	7	8	9	AB	R	H	RBI	BB	SO	LOB	BOTTOM					
24 Grady Sizemore, L OBP: 0.402, SLG: 0.461 (1, 8)	1-1 1B 48 G4-3	2-1 E S SF7 1B	3-2 1H HR		2-3 K			3-2 48 HBP 1B		5	3	4	3	0	1	0	Cincinnati Reds @ Cleveland Indians Jacobs Field, Cleveland, OH Fri May 18 2007, 7:05 PM EDT Att: 34,230 - Clear - 59 F					
Casey Blake, R OBP: 0.345, SLG: 0.417 (1, 5)	0-0 48 G4-3 1B	2-2 SF7	2-2 G6-3			2-2 P6		1-2 F7		4	0	1	1	0	0	1						
48 Travis Hafner, L OBP: 0.443, SLG: 0.470 (1, 10)	1-1 G4-3	2-0 41 G4-3 2 1B	4-1 BB			3-2 1B		1-0 HBP		3	1	2	1	1	0	1						
41 Victor Martinez, S OBP: 0.406, SLG: 0.496 (1, 2)	3-3 K	0-0 G4-3	3-0 P5			3-2 F7		2-3 K		5	0	0	0	0	2	6						
Trot Nixon, L OBP: 0.357, SLG: 0.378 (1, 9)	3-1 F9	4-1 2 1B BB		2-3 K		1-1 G6-3		0-3 K		4	0	0	0	1	2	4						
2 Jhonny Peralta, R OBP: 0.353, SLG: 0.500 (1, 6)		2B HR		2-2 F7			1-1 25 HBP 1B			4	1	3	1	0	0	0						
20 David Dellucci, L OBP: 0.286, SLG: 0.356 (1, 7)		FC4 HR		2-3 K			2-3 K			4	1	0	0	0	2	4						
25 Ryan Garko, R OBP: 0.374, SLG: 0.527 (1, 3)		1-1 HR	3-1 24 HR 1B		1-0 F9		1-2 29 G5-4-3 HBP			3	2	2	3	0	0	0						
29 Josh Barfield, R OBP: 0.245, SLG: 0.299 (1, 4)		0-1 24 S 1B	1-2 L5		2-3 K		1-2 G5-4-3			4	1	1	0	0	1	3						
										1B: 9 2B: 2 3B: 0 HR: 2	SF: 1 SAC: 0 DP: 1 HBP: 2	WP: 0 PB: 0 SB: 2 CS: 0	PA: 41									
Inning Stats	R: 1 E: 0 K: 1 S: 10	H: 2 LOB: 1 BB: 0 P: 18	R: 6 E: 1 K: 0 S: 22	H: 6 LOB: 2 BB: 1 P: 35	R: 2 E: 0 K: 0 S: 13	H: 2 LOB: 1 BB: 1 P: 29	R: 0 E: 0 K: 2 S: 9	H: 0 LOB: 0 BB: 0 P: 15	R: 0 E: 0 K: 2 S: 10	H: 1 LOB: 1 BB: 0 P: 20	R: 0 E: 0 K: 1 S: 10	H: 1 LOB: 2 BB: 0 P: 15	R: 0 E: 0 K: 2 S: 14	H: 1 LOB: 0 BB: 0 P: 21	R: 0 E: 0 K: 2 S: 14	H: 1 LOB: 0 BB: 0 P: 21	1B: 9 2B: 2 3B: 0 HR: 2	SF: 1 SAC: 0 DP: 1 HBP: 2	WP: 0 PB: 0 SB: 2 CS: 0	PA: 41		
PITCHER	IP WLS BF H R ER SO BB IBB HBP BLK WP HR S P ERA WHIP	IP WLS BF H R ER SO BB IBB HBP BLK WP HR S P ERA WHIP	IP WLS BF H R ER SO BB IBB HBP BLK WP HR S P ERA WHIP	IP WLS BF H R ER SO BB IBB HBP BLK WP HR S P ERA WHIP	IP WLS BF H R ER SO BB IBB HBP BLK WP HR S P ERA WHIP	IP WLS BF H R ER SO BB IBB HBP BLK WP HR S P ERA WHIP	IP WLS BF H R ER SO BB IBB HBP BLK WP HR S P ERA WHIP	IP WLS BF H R ER SO BB IBB HBP BLK WP HR S P ERA WHIP	IP WLS BF H R ER SO BB IBB HBP BLK WP HR S P ERA WHIP	IP WLS BF H R ER SO BB IBB HBP BLK WP HR S P ERA WHIP	IP WLS BF H R ER SO BB IBB HBP BLK WP HR S P ERA WHIP	IP WLS BF H R ER SO BB IBB HBP BLK WP HR S P ERA WHIP	IP WLS BF H R ER SO BB IBB HBP BLK WP HR S P ERA WHIP	IP WLS BF H R ER SO BB IBB HBP BLK WP HR S P ERA WHIP	IP WLS BF H R ER SO BB IBB HBP BLK WP HR S P ERA WHIP	IP WLS BF H R ER SO BB IBB HBP BLK WP HR S P ERA WHIP	IP WLS BF H R ER SO BB IBB HBP BLK WP HR S P ERA WHIP	IP WLS BF H R ER SO BB IBB HBP BLK WP HR S P ERA WHIP	IP WLS BF H R ER SO BB IBB HBP BLK WP HR S P ERA WHIP	IP WLS BF H R ER SO BB IBB HBP BLK WP HR S P ERA WHIP	IP WLS BF H R ER SO BB IBB HBP BLK WP HR S P ERA WHIP	IP WLS BF H R ER SO BB IBB HBP BLK WP HR S P ERA WHIP

AB	36
R	9
H	13
RBI	9
BB	2
SO	8
LOB	19



Batter	1	2	3	4	5	6	7	8	9	AB	R	H	RBI	BB	SO	LOB	TOP					
6 Ryan Freel, R OBP: 0.333, SLG: 0.371	F7		G3	G1-6-3		P4			FC5-4 BB	4	1	0	0	1	0	1	Cincinnati Reds @ Cleveland Indians Jacobs Field, Cleveland, OH Sat May 19 2007, 7:05 PM EDT Att: 35,262 - Drizzlie - 60 F					
30 Norris Hopper, R OBP: 0.299, SLG: 0.296	G6-3		4 HR	2B		G6-3		F8	K	5	1	1	0	0	1	2						
Ken Griffey Jr., L OBP: 0.414, SLG: 0.544	G6-3		4 HR	BB		G4-3		K	4 PB	3	2	0	0	2	1	0						
4 Brandon Phillips, R OBP: 0.339, SLG: 0.494		2B	1B	HR		F9		K	FC5-4	4	2	2	3	1	1	0						
Jeff Conine, R OBP: 0.345, SLG: 0.455	27 F8	2B	1B			27 FC6-4		L6	FC5-4	5	1	3	2	0	0	1						
Adam Dunn, L OBP: 0.388, SLG: 0.560	K	K	K			27 FC6-4			F8	3	0	0	0	2	2	3						
2 Alex Gonzalez, R OBP: 0.306, SLG: 0.456		HBP	F8			F8		K		3	0	0	0	0	1	4						
27 Jeff Keppinger, R OBP: 0.333, SLG: 0.250	F8					FC6-4			P3	4	1	1	0	0	0	5						
9 Juan Castro, R OBP: 0.217, SLG: 0.227						26 HR				0	0	0	0	0	0	0						
26 David Ross, R OBP: 0.234, SLG: 0.330	F7					1B			BB	3	2	1	3	1	0	3						
Inning Stats	R: 0 E: 0 K: 0 S: 7	H: 0 LOB: 0 BB: 0 P: 10	R: 1 E: 0 K: 1 S: 11	H: 2 LOB: 2 BB: 0 P: 20	R: 3 E: 0 K: 1 S: 12	H: 3 LOB: 1 BB: 1 P: 18	R: 0 E: 0 K: 0 S: 7	H: 1 LOB: 0 BB: 0 P: 10	R: 0 E: 0 K: 0 S: 6	H: 0 LOB: 0 BB: 0 P: 8	R: 3 E: 0 K: 0 S: 11	H: 2 LOB: 0 BB: 1 P: 18	R: 0 E: 0 K: 2 S: 9	H: 0 LOB: 0 BB: 0 P: 12	R: 0 E: 0 K: 1 S: 10	H: 0 LOB: 1 BB: 1 P: 16	R: 3 E: 1 K: 1 S: 11	H: 0 LOB: 1 BB: 4 P: 30	1B: 4 2B: 2 3B: 0 HR: 2	SF: 0 SAC: 0 DP: 1 HBP: 1	WP: 0 PB: 1 SB: 1 CS: 0	PA: 42
PITCHER	IP	WLS	BF	H	R	ER	SO	BB	IBB	HBP	BLK	WP	HR	S	P	ERA	WHIP					
45 Jeremy Sowers, L ERA: 7.13	6.0	L	28	8	7	7	2	2	0	1	0	0	2	54	84	10.50	1.667					
49 Edward Mujica, R ERA: 4.5	2.0		7	0	0	0	3	1	0	0	0	0	0	19	28	0.00	0.500					
Fernando Cabrera, R ERA: 5.19	0.1		4	0	3	2	1	3	0	0	0	0	0	6	19	54.00	9.000					
40 Tom Mastny, R ERA: 3.0	0.2		3	0	0	0	0	0	1	0	0	0	0	5	11	0.00	0.000					

Batter	1	2	3	4	5	6	7	8	9	AB	R	H	RBI	BB	SO	LOB	BOTTOM					
24 Grady Sizemore, L OBP: 0.397, SLG: 0.452	F9		FC5-4	FC4-6		G3		F7		5	0	1	0	0	0	5	Cincinnati Reds @ Cleveland Indians Jacobs Field, Cleveland, OH Sat May 19 2007, 7:05 PM EDT Att: 35,262 - Drizzlie - 60 F					
Casey Blake, R OBP: 0.339, SLG: 0.403	F8		FC5-4	G4-3				G1-3	K	5	1	0	0	0	1	3						
48 Travis Hafner, L OBP: 0.441, SLG: 0.485	HR		G3	41 1B		F8		G3	K	4	1	1	1	1	1	0						
41 Victor Martinez, S OBP: 0.412, SLG: 0.508	F7		G3	1B		G5-4-3		G5-3	1B	5	1	3	2	0	0	0						
Trot Nixon, L OBP: 0.366, SLG: 0.383		25 1B	G3	G3		G5-4-3		25 1B	20 BB	4	0	2	1	1	0	3						
2 Jhonny Peralta, R OBP: 0.354, SLG: 0.514	G5-3		G3	BB				F8	K	4	1	1	1	1	1	3						
20 David Dellucci, L OBP: 0.293, SLG: 0.355	P5		L6							3	0	1	0	1	0	4						
25 Ryan Garko, R OBP: 0.378, SLG: 0.526										4	0	2	0	0	0	1						
Mike Rouse, L OBP: 0.237, SLG: 0.176										0	0	0	0	0	0	0						
29 Josh Barfield, R OBP: 0.252, SLG: 0.304			FC5-4	41 1B		K		K		4	1	2	0	0	2	4						
Inning Stats	R: 1 E: 0 K: 0 S: 13	H: 1 LOB: 0 BB: 0 P: 19	R: 0 E: 0 K: 0 S: 8	H: 2 LOB: 2 BB: 0 P: 12	R: 2 E: 0 K: 0 S: 16	H: 3 LOB: 3 BB: 2 P: 28	R: 0 E: 0 K: 0 S: 6	H: 1 LOB: 1 BB: 0 P: 8	R: 0 E: 0 K: 0 S: 7	H: 1 LOB: 0 BB: 0 P: 11	R: 1 E: 0 K: 1 S: 9	H: 2 LOB: 1 BB: 0 P: 12	R: 0 E: 0 K: 0 S: 6	H: 0 LOB: 0 BB: 0 P: 9	R: 0 E: 0 K: 1 S: 15	H: 1 LOB: 3 BB: 2 P: 29	R: 1 E: 0 K: 3 S: 15	H: 2 LOB: 1 BB: 0 P: 20	1B: 10 2B: 1 3B: 0 HR: 2	SF: 0 SAC: 0 DP: 1 HBP: 0	WP: 0 PB: 0 SB: 1 CS: 0	PA: 42
PITCHER	IP	WLS	BF	H	R	ER	SO	BB	IBB	HBP	BLK	WP	HR	S	P	ERA	WHIP					
31 Matt Belisle, R ERA: 4.58	5.2	W	27	10	4	4	1	2	0	0	0	0	2	56	85	6.35	2.118					
40 Jon Coutlangus, L ERA: 3.39	1.1	H	5	0	0	0	0	1	0	0	0	0	0	11	20	0.00	0.750					
56 Todd Coffey, R ERA: 4.95	0.1	H	2	0	0	0	0	1	0	0	0	0	0	6	12	0.00	3.000					
25 David Weathers, R ERA: 2.18	1.2	S	8	3	1	1	4	0	0	0	0	0	0	22	31	5.40	1.800					



Batter	1	2	3	4	5	6	7	8	9	AB	R	H	RBI	BB	SO	LOB	TOP				
6 Ryan Freel, R OBP: 0.344, SLG: 0.382	G5-3		1B		1B			1B		4	0	3	0	0	0	0	Cincinnati Reds @ Cleveland Indians Jacobs Field, Cleveland, OH Sun May 20 2007, 1:05 PM EDT Att: 32,524 - Cloudy - 60 F				
30 Norris Hopper, R OBP: 0.297, SLG: 0.300	G4-3		SH3		G4-3			1B		3	0	1	0	0	0	2					
Ken Griffey Jr., L OBP: 0.404, SLG: 0.531	F7		K				F9	SF8		3	0	0	1	0	1	1					
4 Brandon Phillips, R OBP: 0.337, SLG: 0.506		HR			G5-3		G4-3	K		4	1	1	1	0	1	2					
Adam Dunn, L OBP: 0.360, SLG: 0.545		F8			K		F9		K	4	0	0	0	0	2	0					
Jeff Conine, R OBP: 0.341, SLG: 0.444		2B 9 SF7			F9			F9	F9	4	1	1	0	0	0	0					
Scott Hatteberg, L OBP: 0.359, SLG: 0.390		2B					F7		L3	4	0	2	0	0	0	0					
9 Juan Castro, R OBP: 0.204, SLG: 0.217		SF7			F9		G4-3			2	0	0	1	0	0	1					
Chad Moeller, R OBP: 0.214, SLG: 0.214		K			L7			30 1B 6 1B SF8		3	1	1	0	0	1	2					
Inning Stats	R: 0 E: 0 K: 0 S: 8	H: 0 LOB: 0 BB: 0 P: 11	R: 2 E: 0 K: 1 S: 15	H: 3 LOB: 1 BB: 0 P: 20	R: 0 E: 0 K: 1 S: 6	H: 1 LOB: 0 BB: 0 P: 7	R: 0 E: 0 K: 1 S: 6	H: 0 LOB: 0 BB: 0 P: 7	R: 0 E: 0 K: 0 S: 9	H: 2 LOB: 2 BB: 0 P: 12	R: 0 E: 0 K: 0 S: 6	H: 0 LOB: 0 BB: 0 P: 8	R: 1 E: 0 K: 1 S: 14	H: 3 LOB: 1 BB: 0 P: 16	R: 0 E: 0 K: 1 S: 15	H: 0 LOB: 0 BB: 0 P: 21	1B: 7 2B: 1 3B: 0 HR: 1	SF: 2 SAC: 1 DP: 0 HBP: 0	WP: 0 PB: 0 SB: 0 CS: 2	PA: 34	
PITCHER	IP	WLS	BF	H	R	ER	SO	BB	IBB	HBP	BLK	WP	HR	S	P	ERA	WHIP				
Paul Byrd, R ERA: 3.55	(1, 1)	7.0	W 29	9	3	3	3	0	0	0	0	0	1	63	82	3.86	1.286				
46 Aaron Fultz, L ERA: 1.98	(8, 1)	0.1	H 1	0	0	0	0	0	0	0	0	0	0	2	3	0.00	0.000				
63 Rafael Betancourt, R ERA: 2.25	(8, 1)	0.2	H 1	0	0	0	1	0	0	0	0	0	0	5	6	0.00	0.000				
47 Joe Borowski, R ERA: 8.44	(9, 1)	1.0	S 3	0	0	0	1	0	0	0	0	0	0	15	21	0.00	0.000				

Batter	1	2	3	4	5	6	7	8	9	AB	R	H	RBI	BB	SO	LOB	BOTTOM				
24 Grady Sizemore, L OBP: 0.394, SLG: 0.447	K		G3-1		1B		F8			4	0	1	0	0	1	1	Cincinnati Reds @ Cleveland Indians Jacobs Field, Cleveland, OH Sun May 20 2007, 1:05 PM EDT Att: 32,524 - Cloudy - 60 F				
Casey Blake, R OBP: 0.337, SLG: 0.405	48 2B		G6-3		G4-3		P4			4	0	1	1	0	0	2					
48 Travis Hafner, L OBP: 0.443, SLG: 0.482	FC1-5-6-1		1B		G6-3		41 1B	BB		3	0	1	0	1	0	2					
41 Victor Martinez, S OBP: 0.408, SLG: 0.500	F8		F9		G3		2 FC5-4	1B		4	0	1	0	0	0	2					
2 Jhonny Peralta, R OBP: 0.358, SLG: 0.535		1B			HR		FC5-4			4	1	2	1	0	1	2					
20 David Dellucci, L OBP: 0.292, SLG: 0.345	F9		29 WP 29 1B 29 2B		G1-3		F7			3	1	0	0	1	0	1					
Jason Michaels, R OBP: 0.305, SLG: 0.390	K		29 WP 29 2B		1B		G6-3	K		4	1	1	0	0	2	1					
29 Josh Barfield, R OBP: 0.252, SLG: 0.310	F8		10 S 10 1B		2B		F8	F8		4	1	1	2	0	0	1					
10 Kelly Shoppach, R OBP: 0.388, SLG: 0.488			24 G3-1 24 1B		1B		K			3	1	2	1	0	1	0					
Inning Stats	R: 0 E: 0 K: 1 S: 16	H: 1 LOB: 1 BB: 0 P: 21	R: 0 E: 0 K: 1 S: 13	H: 1 LOB: 0 BB: 0 P: 17	R: 1 E: 0 K: 0 S: 11	H: 2 LOB: 1 BB: 0 P: 17	R: 4 E: 0 K: 0 S: 19	H: 5 LOB: 1 BB: 1 P: 32	R: 0 E: 0 K: 1 S: 8	H: 0 LOB: 0 BB: 0 P: 12	R: 0 E: 0 K: 1 S: 5	H: 0 LOB: 0 BB: 0 P: 9	R: 0 E: 0 K: 0 S: 12	H: 1 LOB: 2 BB: 1 P: 23	R: 0 E: 0 K: 1 S: 9	H: 0 LOB: 0 BB: 0 P: 14	1B: 6 2B: 3 3B: 0 HR: 1	SF: 0 SAC: 0 DP: 0 HBP: 0	WP: 1 PB: 0 SB: 1 CS: 1	PA: 35	
PITCHER	IP	WLS	BF	H	R	ER	SO	BB	IBB	HBP	BLK	WP	HR	S	P	ERA	WHIP				
39 Aaron Harang, R ERA: 4.78	(1, 1)	5.0	L 24	9	5	5	3	1	0	0	0	0	0	5	9	9.00	2.000				
53 Brad Salmon, R ERA: 3.18	(6, 1)	1.0	3	0	0	0	1	0	0	0	0	0	0	5	9	0.00	0.000				
29 Mike Stanton, L ERA: 6.43	(7, 1)	1.0	5	1	0	0	0	1	0	0	0	0	0	12	23	0.00	2.000				
51 Jared Burton, R ERA:	(8, 1)	1.0	3	0	0	0	1	0	0	0	0	0	0	9	14	0.00	0.000				

AB 31
R 3
H 9
RBI 3
BB 0
SO 5
LOB 8



AB 33
R 5
H 10
RBI 5
BB 2
SO 5
LOB 12



Batter	1	2	3	4	5	6	7	8	9	AB	R	H	RBI	BB	SO	LOB	TOP		
51 Ichiro Suzuki, L (1, 8) OBP: 0.389, SLG: 0.433	0-3 K	2-1 G5-3			2-3 K		1-2 1B		3-1 FC5-4	5	0	1	1	0	2	4	Seattle Mariners @ Cleveland Indians Jacobs Field, Cleveland, OH Mon May 21 2007, 7:05 PM EDT Att: 38,645 - Clear - 58 F AB 36 R 2 H 12 RBI 2 BB 2 SO 6 LOB 21		
Jose Vidro, S (1, 10) OBP: 0.356, SLG: 0.364	0-1 1B		0-1 1B		2-2 G5-3		1-3 1B		0-0 F7	5	0	3	0	0	0	2			
Jose Guillen, R (1, 9) OBP: 0.351, SLG: 0.455	2-2 1B		1-2 F7		4-2 2B HBP		0-0 F8		2-1 G6-3	4	0	1	0	0	0	5			
Richie Sexson, R (1, 3) OBP: 0.275, SLG: 0.358	2-1 F9		0-2 1B		0-0 2B				1-3 K	4	0	2	0	0	1	2			
29 Adrián Beltré, R (1, 5) OBP: 0.300, SLG: 0.420	1-2 P6		1-3 K2-3-2						0-0 P2	4	0	0	0	0	1	4			
2 Kenji Johjima, R (1, 2) OBP: 0.331, SLG: 0.509		2-1 1B		2-0 2B					0-1 G5-3	4	1	2	0	0	0	0			
7 Yuniesky Betancourt, R (1, 6) OBP: 0.277, SLG: 0.396		1-2 G5-3		1-2 G5-3					2-1 2B	4	1	1	0	0	0	2			
4 Jose Lopez, R (1, 4) OBP: 0.293, SLG: 0.400		2-2 G3		1-0 1B					4-1 1B	3	0	1	1	1	0	1			
16 Willie Bloomquist, R (1, 7) OBP: 0.176, SLG: 0.129		4-2 BB		0-3 K					3-2 1B	2	0	0	0	1	2	1			
Ben Broussard, L (9, PH) OBP: 0.333, SLG: 0.541				1-2 K					1-2 1B	1	0	1	0	0	0	0			
Inning Stats	R: 0 H: 2 E: 0 K: 1 S: 15	H: 2 LOB: 2 BB: 0 P: 20	R: 0 H: 1 E: 0 K: 0 S: 15	LOB: 2 BB: 1 P: 26	R: 0 H: 2 E: 0 K: 1 S: 11	H: 2 LOB: 0 BB: 0 P: 13	R: 1 H: 2 E: 0 K: 1 S: 9	H: 2 LOB: 0 BB: 0 P: 13	R: 0 H: 0 E: 0 K: 0 S: 6	H: 0 LOB: 0 BB: 0 P: 6	R: 0 H: 2 E: 0 K: 1 S: 14	H: 2 LOB: 2 BB: 0 P: 21	R: 0 H: 0 E: 0 K: 1 S: 6	H: 0 LOB: 0 BB: 0 P: 8	R: 1 H: 2 E: 0 K: 0 S: 11	H: 2 LOB: 2 BB: 1 P: 25	1B: 9 2B: 4 3B: 0 HR: 0	SF: 0 SAC: 0 DP: 1 HBP: 1	WP: 0 PA: 39 PB: 0 SB: 0 CS: 1
PITCHER	IP WLS BF H R ER SO BB IBB HBP BLK WP HR S P ERA WHIP																		
CC Sabathia, L (1, 1) ERA: 3.91	5.0	22	8	1	1	4	1	0	1	0	0	0	62	92	1.80	1.800			
40 Tom Mastny, R (6, 1) ERA: 2.75	1.2	7	2	0	0	1	0	0	0	0	0	0	7	9	0.00	1.200			
63 Rafael Betancourt, R (7, 1) ERA: 2.16	1.1	4	0	0	0	1	0	0	0	0	0	0	6	15	=	=			
Roberto Hernandez, R (9, 1) ERA: 4.76	0.0	3	2	1	1	0	1	0	0	0	0	0	5	10	0.00	0.000			
47 Joe Borowski, R (9, 1) ERA: 7.94	1.0	3	0	0	0	0	0	0	0	0	0	0	5	10	0.00	0.000			

Batter	1	2	3	4	5	6	7	8	9	AB	R	H	RBI	BB	SO	LOB	BOTTOM		
24 Grady Sizemore, L (1, 8) OBP: 0.391, SLG: 0.451	1-0 2B		3-2 G3-1			2-3 K	1-1 SF7			3	1	1	1	0	1	0	Seattle Mariners @ Cleveland Indians Jacobs Field, Cleveland, OH Mon May 21 2007, 7:05 PM EDT Att: 38,645 - Clear - 58 F AB 31 R 5 H 9 RBI 5 BB 2 SO 7 LOB 13		
Casey Blake, R (1, 5) OBP: 0.341, SLG: 0.423	1-0 P4		1-2 F9			2-2 HR	4-0 BB			3	1	1	1	1	0	1			
48 Travis Hafner, L (1, 10) OBP: 0.439, SLG: 0.476	2-1 P6			2-0 F8		1-1 1B	2-1 F7			4	0	1	0	0	0	3			
41 Victor Martinez, S (1, 2) OBP: 0.404, SLG: 0.493	2-1 1B		0-2 G3-1			3-3 K		2-1 P3		4	0	1	1	0	1	1			
Trot Nixon, L (1, 9) OBP: 0.370, SLG: 0.387	1-2 G3		1-3 K					0-0 1B	0-2 1B	4	1	2	0	0	1	1			
2 Johnny Peralta, R (1, 6) OBP: 0.361, SLG: 0.534		0-0 1B			1-0 G5-3		0-2 1B	2-3 K		4	1	2	0	0	1	1			
20 David Dellucci, L (1, 7) OBP: 0.290, SLG: 0.336		0-0 F7			1-1 G3		4-2 BB	3-2 F8		3	1	0	0	1	0	2			
25 Ryan Garko, R (1, 3) OBP: 0.369, SLG: 0.513		3-3 K			0-1 F7		2-3 K			3	0	0	0	0	2	4			
29 Josh Barfield, R (1, 4) OBP: 0.253, SLG: 0.317			3-3 K			0-1 G1-3	0-0 2B			3	0	1	2	0	1	0			
Inning Stats	R: 1 H: 2 E: 0 K: 0 S: 9	H: 2 LOB: 1 BB: 0 P: 16	R: 0 H: 1 E: 0 K: 1 S: 5	LOB: 1 BB: 0 P: 8	R: 0 H: 0 E: 0 K: 1 S: 19	LOB: 0 BB: 0 P: 26	R: 0 H: 0 E: 0 K: 1 S: 8	LOB: 0 BB: 0 P: 11	R: 0 H: 0 E: 0 K: 0 S: 5	LOB: 0 BB: 0 P: 7	R: 1 H: 2 E: 0 K: 2 S: 15	H: 2 LOB: 1 BB: 0 P: 23	R: 3 H: 3 E: 0 K: 1 S: 15	H: 3 LOB: 2 BB: 2 P: 28	R: 0 H: 1 E: 0 K: 1 S: 12	H: 1 LOB: 0 BB: 0 P: 19		1B: 6 2B: 3 3B: 0 HR: 1	SF: 1 SAC: 0 DP: 1 HBP: 0
PITCHER	IP WLS BF H R ER SO BB IBB HBP BLK WP HR S P ERA WHIP																		
58 Cha Seung Baek, R (1, 1) ERA: 5.5	6.1	27	8	5	5	6	1	0	0	0	1	72	108	7.11	1.421				
59 Eric O'Flaherty, L (7, 1) ERA: 1.99	1.2	7	1	0	0	1	1	0	0	0	1	0	16	30	0.00	1.200			



Batter	1	2	3	4	5	6	7	8	9	AB	R	H	RBI	BB	SO	LOB	TOP								
24 Grady Sizemore, L (1, 8) OBP: 0.388, SLG: 0.446	0-1 P6		0-0 G3 F8 1B		3-1 G4-6-3		0-3 K			4	0	1	0	0	1	4	Cleveland Indians @ Kansas City Royals Kauffman Stadium, Kansas City, MO Tue May 22 2007, 7:10 PM CDT Att: 19,776 - Cloudy - 74 F								
Jason Michaels, R (1, 7) OBP: 0.306, SLG: 0.400	3-3 K		2-1 F8		1-2 G4-6-3 2B		3-2 G3			3	0	1	1	0	1	1									
20 David Dellucci, L (7, PH) OBP: 0.288, SLG: 0.333			1-2		3-H		2-3			1	0	0	0	0	2										
48 Travis Hafner, L (1, 10) OBP: 0.440, SLG: 0.473	4-2 41 HR		3-2 G3		3-2 F7			2-2 G6-4-3 1B		3	1	1	0	1	0	2									
41 Victor Martinez, S (1, 2) OBP: 0.400, SLG: 0.507	1-0 1-H		0-1 P6			0-2 G5-3		0-2 L6		4	1	1	2	0	0	2									
2 Jhonny Peralta, R (1, 6) OBP: 0.353, SLG: 0.520	1-2 G4-3			2-1 F7		1-1 G6-3		1-2 G6-4-3		4	0	0	0	0	0	1									
25 Ryan Garko, R (1, 3) OBP: 0.386, SLG: 0.504		0-2		3-3 K		3-3 K			1-3 K	4	0	1	0	0	3	0									
Trot Nixon, L (1, 9) OBP: 0.366, SLG: 0.390		0-3		2-3 K			2-1 20 WP		0-2 G4-3	4	0	1	0	0	2	1									
29 Josh Barfield, R (1, 4) OBP: 0.253, SLG: 0.315		3-3		2-2 K		2-2 24 G4-6-3 30 1B 2B		2-2 K	2-2 F8	4	1	1	0	0	2	2									
30 Andy Marte, R (1, 5) OBP: 0.233, SLG: 0.341		2-0		0-2 F7		0-2 24 G4-6-3 1B		4-0		2	0	1	0	0	0	1									
Casey Blake, R (7, PH) OBP: 0.344, SLG: 0.423				1-2						0	0	0	0	1	0	0									
Inning Stats	R: 2 E: 0 K: 1 S: 14	H: 1 LOB: 0 BB: 1 P: 23	R: 0 E: 0 K: 2 S: 11	H: 1 LOB: 1 BB: 0 P: 16	R: 0 E: 0 K: 0 S: 8	H: 1 LOB: 1 BB: 0 P: 13	R: 0 E: 0 K: 2 S: 8	H: 0 LOB: 0 BB: 0 P: 15	R: 1 E: 0 K: 0 S: 14	H: 3 LOB: 1 BB: 0 P: 23	R: 0 E: 0 K: 1 S: 9	H: 0 LOB: 0 BB: 0 P: 13	R: 0 E: 0 K: 2 S: 12	H: 1 LOB: 2 BB: 1 P: 23	R: 0 E: 0 K: 0 S: 9	H: 1 LOB: 0 BB: 0 P: 12	R: 0 E: 0 K: 1 S: 9	H: 0 LOB: 0 BB: 0 P: 12	1B: 5 2B: 2 3B: 0 HR: 1	SF: 0 SAC: 0 DP: 2 HBP: 0	WP: 1 PB: 0 SB: 0 CS: 0	PA: 35			
PITCHER	IP WLS BF H R ER SO BB IBB HBP BLK WP HR S P ERA WHIP																								
45 Odalis Perez, L (1, 1) ERA: 5.2	6.0	25	7	3	3	6	1	0	0	0	0	0	0	0	1	66	107	4.50	1.333						
David Riske, R (7, 1) ERA: 3.5	0.1	2	0	0	0	1	1	0	0	0	0	0	0	0	0	3	9	0.00	3.000						
41 Jimmy Gobble, L (7, 1) ERA: 2.55	0.1	1	0	0	0	1	0	0	0	0	0	0	0	0	0	3	3	0.00	0.000						
23 Zack Greinke, R (7, 1) ERA: 4.7	1.1	W	4	1	0	0	0	0	0	0	1	0	13	19	0.00	0.750									
48 Joakim Soria, R (9, 1) ERA: 3.57	1.0	S	3	0	0	0	1	0	0	0	0	0	9	12	0.00	0.000									

Batter	1	2	3	4	5	6	7	8	9	AB	R	H	RBI	BB	SO	LOB	BOTTOM						
9 David DeJesus, L (1, 8) OBP: 0.352, SLG: 0.421	0-1 G4-3		0-0 G6-4-3			0-2 24 G4-6-3 29 HR 2B		4-0 24 BB		3	1	1	0	1	0	1	Cleveland Indians @ Kansas City Royals Kauffman Stadium, Kansas City, MO Tue May 22 2007, 7:10 PM CDT Att: 19,776 - Cloudy - 74 F						
15 Mark Grudzielanek, R (1, 4) OBP: 0.297, SLG: 0.359	0-0 G4-3			2-1 G5-3		4-1 24 G4-6-3 24 BB		1-0 P5		3	0	0	0	1	0	3							
24 Mark Teahen, L (1, 9) OBP: 0.403, SLG: 0.463	1-2 L6			2-2 29 G6-4-3 1B		0-0 G4-6-3		4-0 G4-6-3		3	0	1	1	1	0	2							
29 Mike Sweeney, R (1, 10) OBP: 0.333, SLG: 0.424		0-1 F7		1-0 G6-4-3		0-2 G4-6-3		1-2 2-3 3-H		4	1	1	2	0	0	4							
32 Shane Costa, L (1, 7) OBP: 0.200, SLG: 0.200		0-1 G5-3			1-1 G1-6-3		0-1 1B		1-2 F9	4	0	1	0	0	0	0							
4 Alex Gordon, L (1, 5) OBP: 0.302, SLG: 0.283		3-2			3-2 43 1B 1B		0-0 L9		0-1 F7	4	1	2	0	0	0	1							
43 Ryan Shealy, R (1, 3) OBP: 0.280, SLG: 0.338		1-0 G5-3			2-2 G5-3 14 1B		1-2 1B		1-3 K	4	0	1	0	0	1	1							
14 John Buck, R (1, 2) OBP: 0.398, SLG: 0.588			1-0 G5-3		1-1 1B		0-1 2B 24 BB 1B			3	1	2	1	0	0	0							
1 Tony Pena Jr., R (1, 6) OBP: 0.279, SLG: 0.335			0-1 G5-3		1-0 G5-3		0-0 24 BB 2B			3	0	2	0	0	0	2							
Inning Stats	R: 0 E: 0 K: 0 S: 7	H: 0 LOB: 0 BB: 0 P: 8	R: 0 E: 0 K: 0 S: 8	H: 1 LOB: 1 BB: 0 P: 12	R: 0 E: 0 K: 0 S: 4	H: 1 LOB: 0 BB: 0 P: 5	R: 0 E: 0 K: 0 S: 6	H: 1 LOB: 0 BB: 0 P: 11	R: 1 E: 0 K: 0 S: 11	H: 3 LOB: 1 BB: 0 P: 19	R: 2 E: 0 K: 0 S: 11	H: 3 LOB: 1 BB: 1 P: 15	R: 1 E: 0 K: 1 S: 9	H: 2 LOB: 3 BB: 2 P: 20	R: 0 E: 0 K: 0 S: 8	H: 0 LOB: 0 BB: 0 P: 11		1B: 7 2B: 3 3B: 0 HR: 1	SF: 0 SAC: 0 DP: 4 HBP: 0	WP: 0 PB: 0 SB: 0 CS: 0	PA: 34		
PITCHER	IP WLS BF H R ER SO BB IBB HBP BLK WP HR S P ERA WHIP																						
55 Roberto Hernandez, R (1, 1) ERA: 2.77	6.0	24	9	3	3	0	1	0	0	0	0	0	7	13	13.50	3.000							
40 Tom Mastny, R (7, 1) ERA: 3.1	0.2	L	5	2	1	1	0	1	0	0	0	0	0	4	∞	∞							
46 Aaron Fultz, L (7, 1) ERA: 1.98	0.0	1	0	0	0	0	1	0	0	0	0	0	0	10	14	0.00	0.000						
63 Rafael Betancourt, R (7, 1) ERA: 2.0	1.1	4	0	0	0	0	0	0	0	0	0	0	10	14	0.00	0.000							



Batter	1	2	3	4	5	6	7	8	9	AB	R	H	RBI	BB	SO	LOB	TOP			
24 Grady Sizemore, L (1, 8) OBP: 0.403, SLG: 0.464	1-2 48 BB HBP		4-2 41 HR BB		0-3 K		1-1 2B 3B	4-1 BB		2	2	1	0	2	1	0	Cleveland Indians @ Detroit Tigers Comerica Park, Detroit, MI Sat May 26 2007, 3:55 PM EDT Att: 40,375 - Cloudy - 61 F			
Casey Blake, R (1, 5) OBP: 0.355, SLG: 0.480	1-0 F8		1-3 K		3-3 K		2-1 2B	0-0 F8		5	0	1	1	0	2	5				
48 Travis Hafner, L (1, 10) OBP: 0.422, SLG: 0.469	4-1 BB		0-1 P6		0-0 G3		3-H 2B	0-0 SF9		3	0	0	1	1	1	2				
41 Victor Martinez, S (1, 2) OBP: 0.394, SLG: 0.525	2-1 F6		2-0 HR			3-3 K	4-0 IBB	1-1 P2		4	1	1	2	1	1	4				
Trot Nixon, L (1, 9) Jason Michaels, R (9, PH) OBP: 0.323, SLG: 0.427	2-1 F9		3-0 G3			0-0 F7	2-2 F8		4-0 20 CS BB	4	0	0	0	0	0	4				
2 Jhonny Peralta, R (1, 6) OBP: 0.360, SLG: 0.515		1-0 F8		4-2 BB		2-2 20 BB 1B		1-0 20 HR 1B	0-3 K	4	1	2	0	1	1	1				
20 David Dellucci, L (1, 7) OBP: 0.296, SLG: 0.382		1-0 3B		2-1 P5		4-0 BB		1-2 HR	1-2 L8	4	1	2	2	1	0	2				
25 Ryan Garko, R (1, 3) OBP: 0.381, SLG: 0.526		2-2 K		0-1 F9		1-1 F8		0-2 29 1B 48 SF9 2B		4	1	1	0	0	1	4				
29 Josh Barfield, R (1, 4) OBP: 0.275, SLG: 0.346		0-0 G6-3		2-2 F7			0-2 G3-1	2-1 48 SF9 24 BB 1B		4	0	1	0	0	0	2				
Inning Stats	R: 0 E: 0 K: 0 S: 8	H: 0 LOB: 2 BB: 1 P: 18	R: 0 E: 0 K: 1 S: 6	H: 1 LOB: 1 BB: 0 P: 10	R: 2 E: 0 K: 1 S: 12	H: 1 LOB: 0 BB: 1 P: 22	R: 0 E: 0 K: 0 S: 13	H: 0 LOB: 1 BB: 1 P: 21	R: 0 E: 0 K: 1 S: 11	H: 1 LOB: 2 BB: 1 P: 21	R: 1 E: 0 K: 1 S: 14	H: 2 LOB: 2 BB: 1 P: 25	R: 3 E: 0 K: 0 S: 14	H: 4 LOB: 2 BB: 1 P: 23	R: 0 E: 0 K: 1 S: 7	H: 0 LOB: 0 BB: 1 P: 12		1B: 3 2B: 2 3B: 2 HR: 2	SF: 1 SAC: 0 DP: 0 HBP: 1	WP: 0 PB: 0 SB: 0 CS: 1
PITCHER	IP WLS BF H R ER SO	IP WLS BF H R ER SO	IP WLS BF H R ER SO	IP WLS BF H R ER SO	IP WLS BF H R ER SO	IP WLS BF H R ER SO	IP WLS BF H R ER SO	IP WLS BF H R ER SO	IP WLS BF H R ER SO	IP WLS BF H R ER SO	IP WLS BF H R ER SO	IP WLS BF H R ER SO	IP WLS BF H R ER SO	IP WLS BF H R ER SO	IP WLS BF H R ER SO	IP WLS BF H R ER SO	ERA WHIP	ERA WHIP		
35 Justin Verlander, R (1, 1) ERA: 2.71	6.0	26	3	2	2	5	4	0	1	60	105	3.00	1.167							
44 Bobby Seay, L (7, 1) ERA: 5.65	1.0	B	6	2	1	1	0	1	0	14	25	9.00	2.000							
Jason Grillo, R (8, 1) ERA: 7.59	0.0	L	3	3	3	0	0	0	0	7	9	∞	∞							
34 Tim Lincecum, L (8, 1) ERA: 3.24	2.0	8	1	0	0	1	2	0	0	14	26	0.00	1.500							

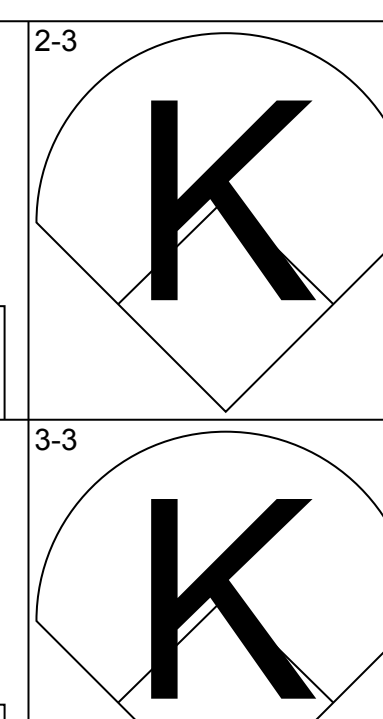
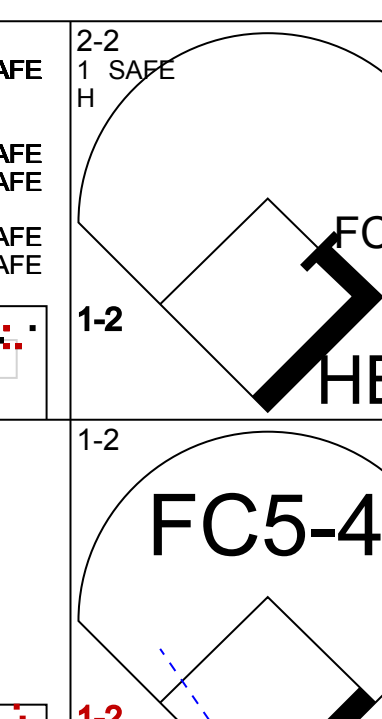
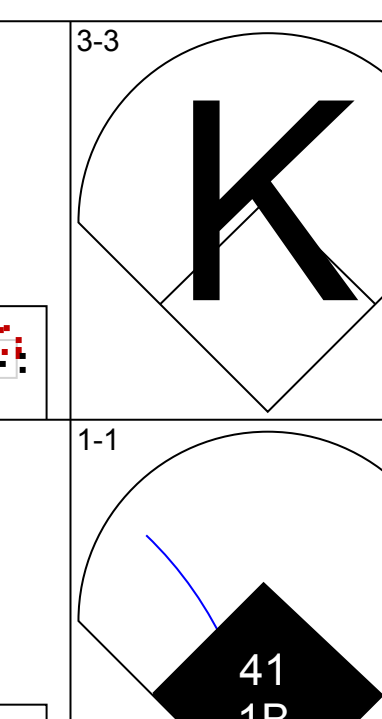
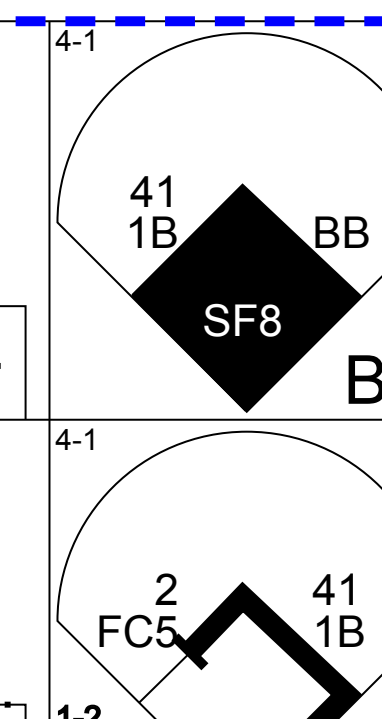
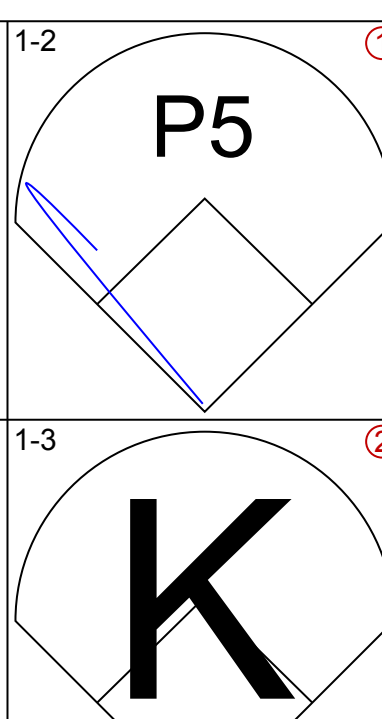
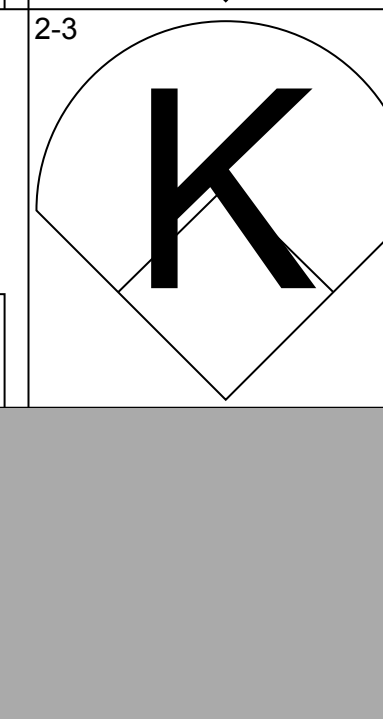
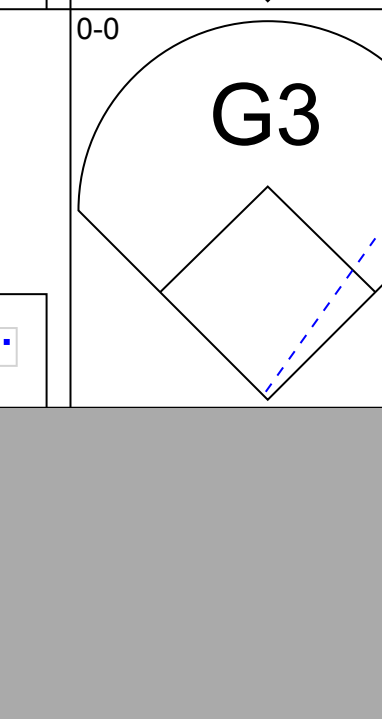
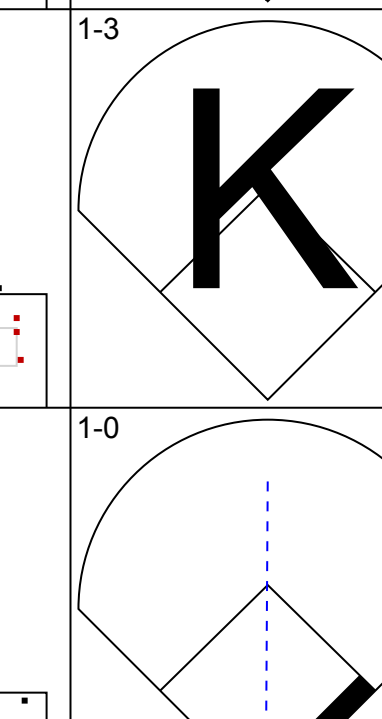
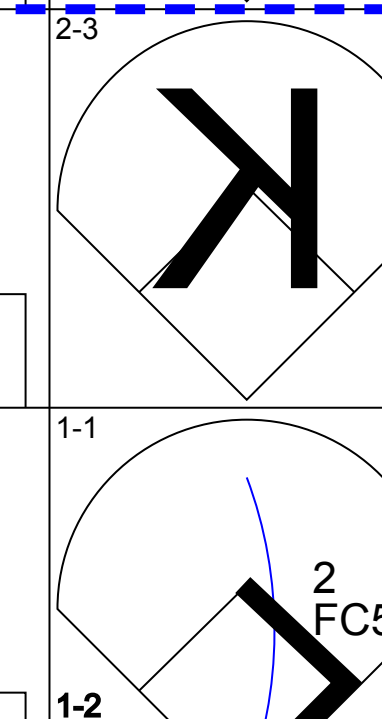



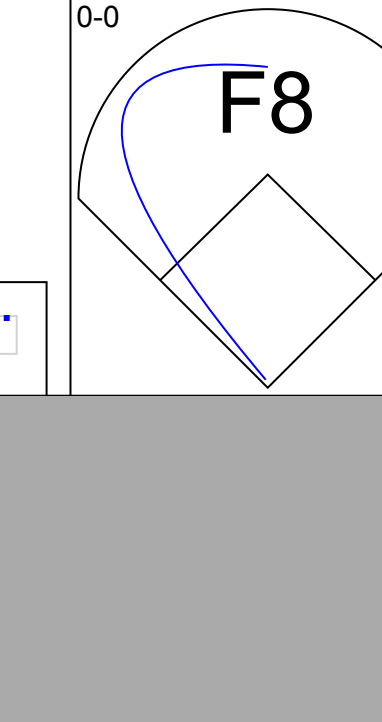
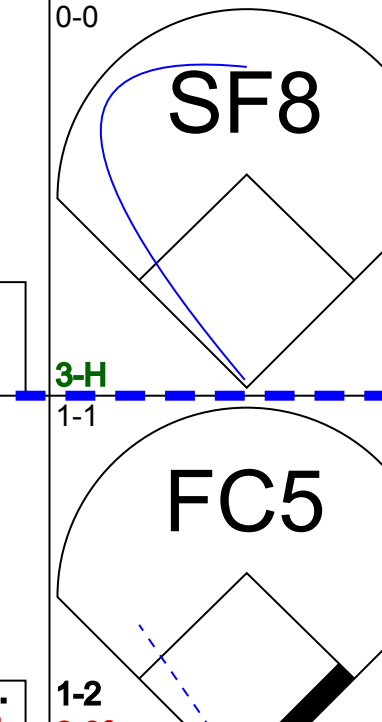

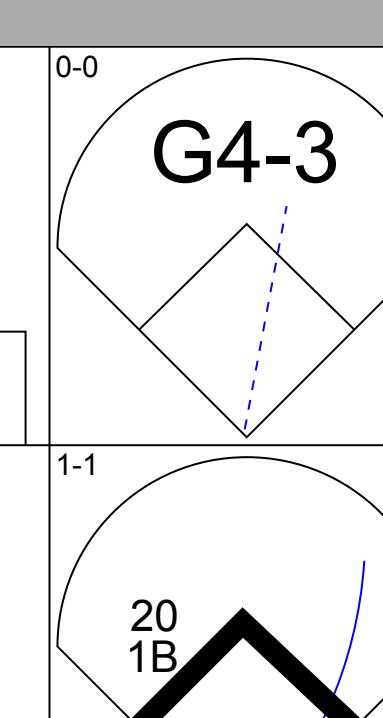
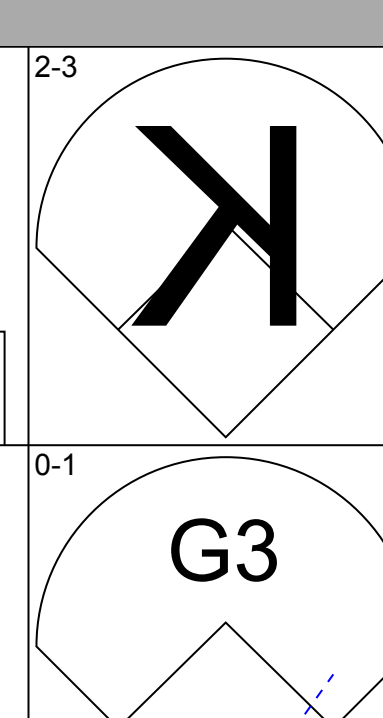
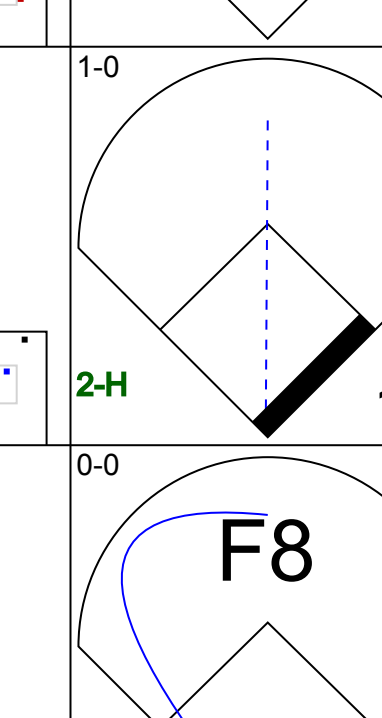
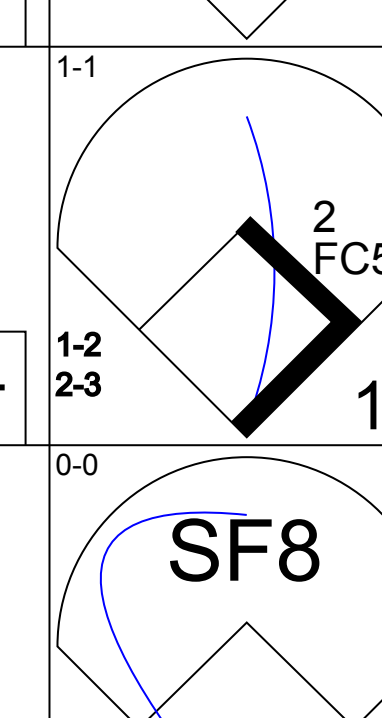
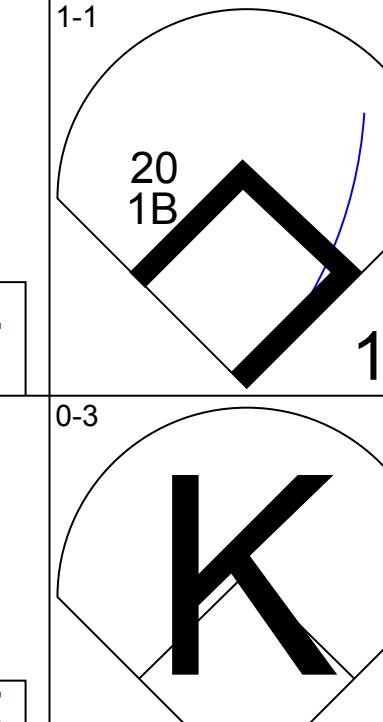
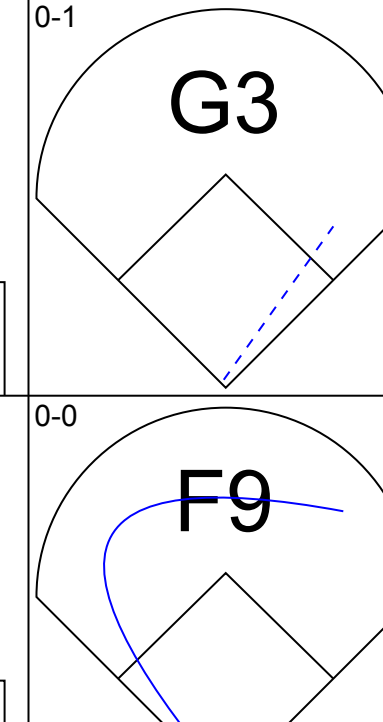
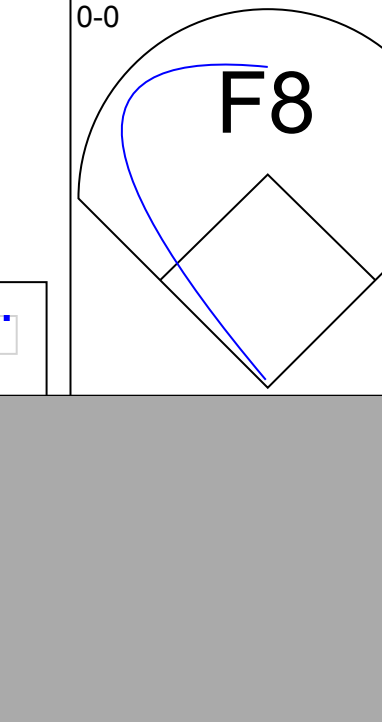
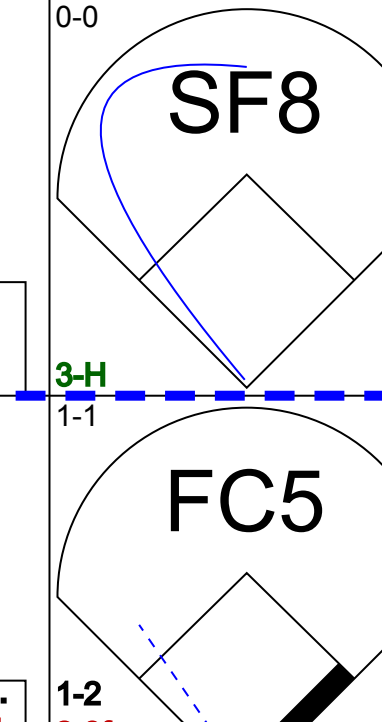


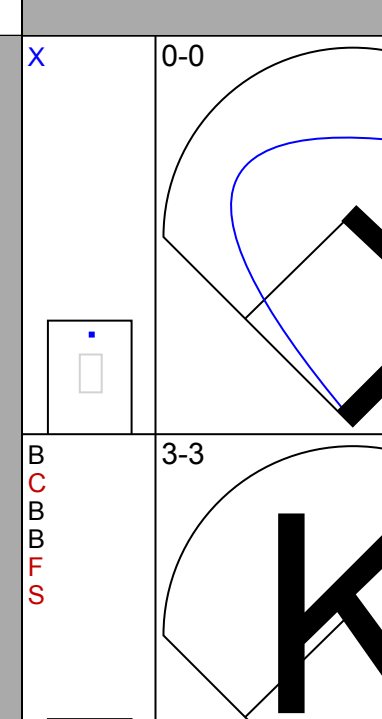
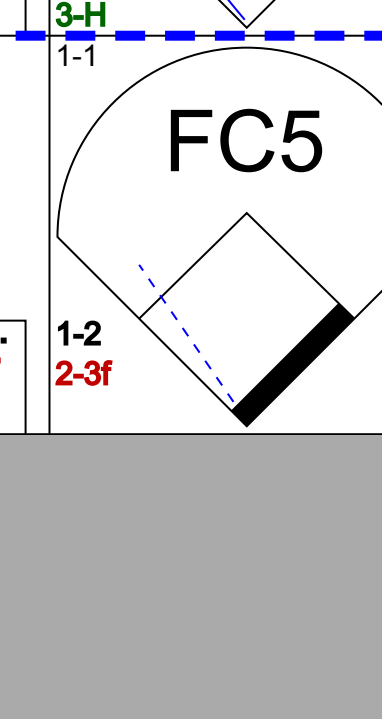
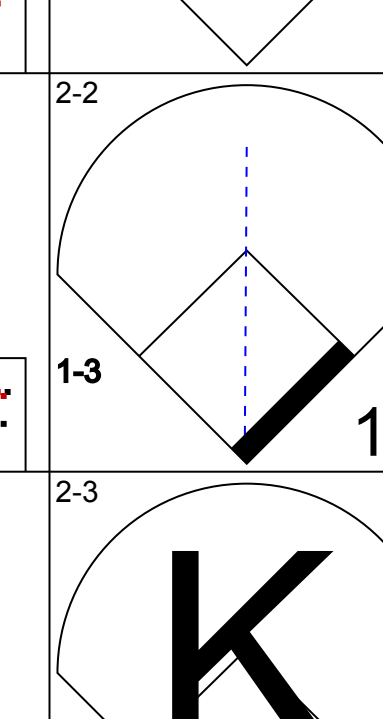

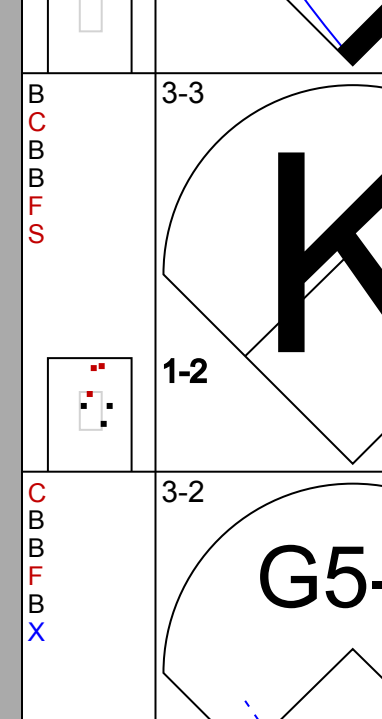
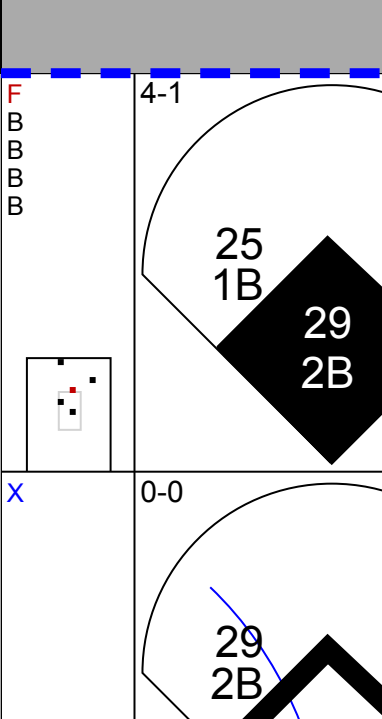


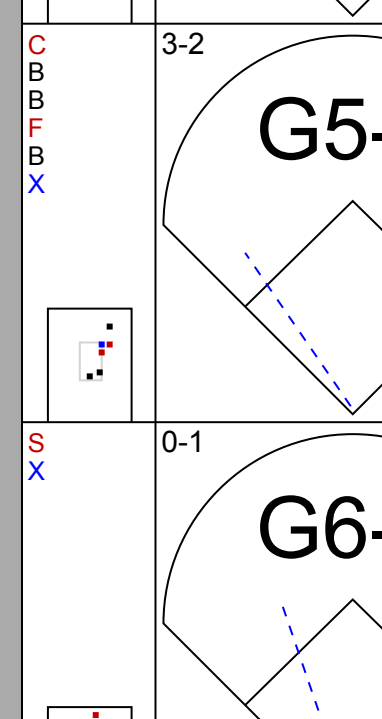
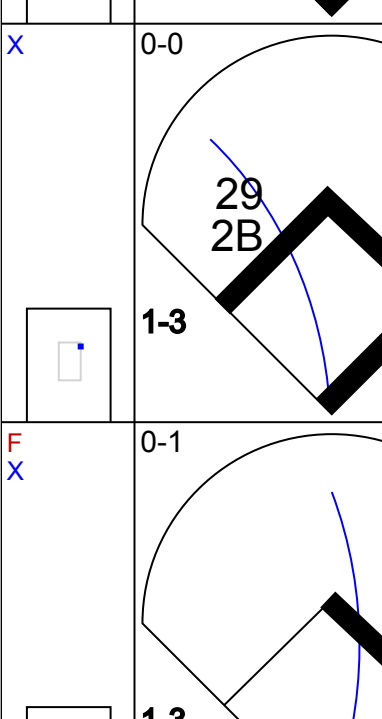
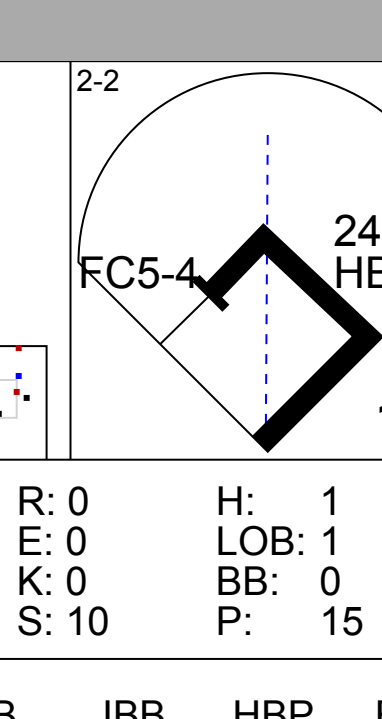
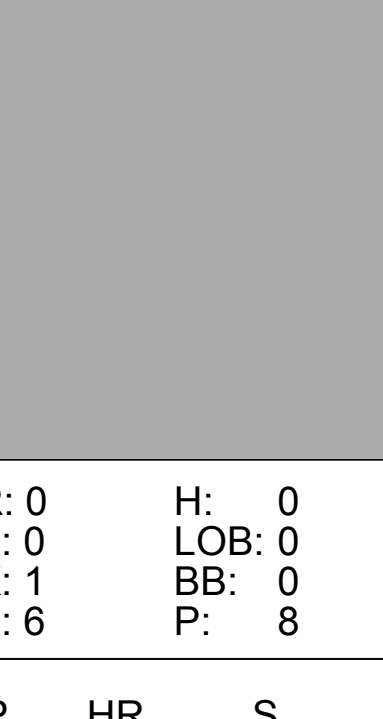
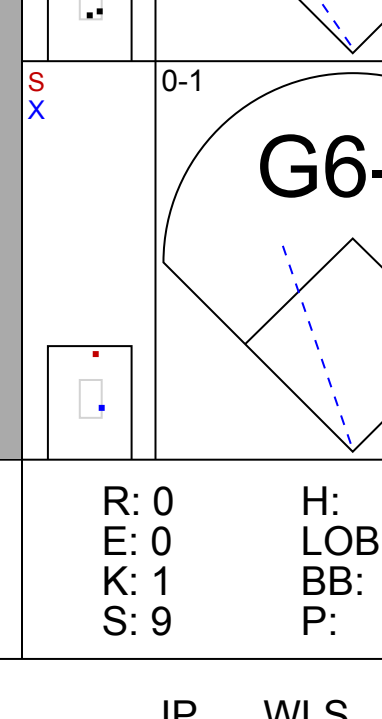
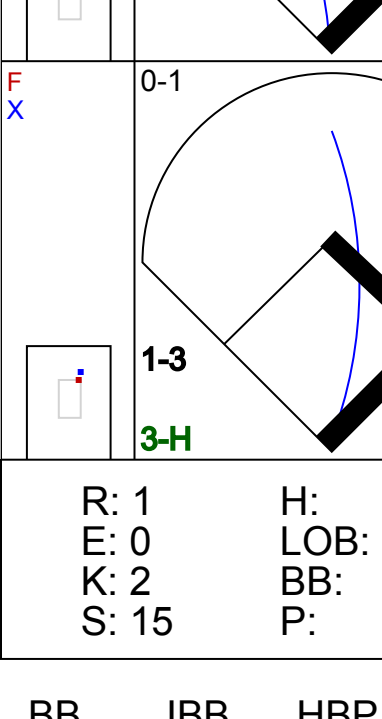
AB	34
R	6
H	9
RBI	6
BB	7
SO	7
LOB	24



Batter	1	2	3	4	5	6	7	8	9	AB	R	H	RBI	BB	SO	LOB	BOTTOM			
Ivan Rodriguez, R (1, 2) OBP: 0.284, SLG: 0.407	3-2 F8		1-2 F9		1-3 K		1 SAFE 0-1 E5		1-0 2B	5	0	1	0	0	1	2	Cleveland Indians @ Detroit Tigers Comerica Park, Detroit, MI Sat May 26 2007, 3:55 PM EDT Att: 40,375 - Cloudy - 61 F			
14 Placido Polanco, R (1, 4) OBP: 0.374, SLG: 0.417	0-2 E6		1-0 P5			0-1 3 1B 30 SF9 2B			2-2 P5	3	1	1	0	0	0	0				
28 Curtis Granderson, L (7, 8) OBP: 0.340, SLG: 0.566										2	0	0	0	0	1	4				
3 Gary Sheffield, R (1, 10) OBP: 0.362, SLG: 0.443	0-0 F9			1-2 30 1B 9 G6-4-3 2B		0-0 1B		4-2 9 G4-3 BB		3	1	2	0	1	0	1				
30 Magglio Ordonez, R (1, 9) OBP: 0.433, SLG: 0.699	1-1 FC6-4			0-0 9 G6-4-3 1B		1-1 SF9		0-0 L8		3	0	1	1	0	0	2				
9 Carlos Guillen, S (1, 6) OBP: 0.400, SLG: 0.561		0-0 F9		2-1 G6-4-3		0-1 F7		0-0 G4-3		4	0	0	0	0	0	3				
Craig Monroe, R (1, 7) OBP: 0.292, SLG: 0.422		3-2 G6-3		3-3 K		2-3 K		3-2 K		4	0	0	0	0	3	2				
33 Marcus Thames, R (1, 3) Sean Casey, L (8, 3) OBP: 0.323, SLG: 0.327		1-1 HR			2-2 2B		2-2 G6-3		0-2 2B 1B	3	1	2	1	0	0	0				
20 Omar Infante, R (1, 8) OBP: 0.293, SLG: 0.390		0-1 F9			1-3 K		2-3 K		1-3 K	4	0	0	0	0	3	2				
15 Brandon Inge, R (1, 5) OBP: 0.304, SLG: 0.396			3-2 P4		1-2 P4		4-2 E BB		1-0 F9	3	0	0	0	1	0	2				
Inning Stats	R: 0 E: 1 K: 0 S: 9	H: 0 LOB: 1 BB: 0 P: 13	R: 1 E: 0 K: 0 S: 9	H: 1 LOB: 0 BB: 0 P: 13	R: 0 E: 0 K: 0 S: 7	H: 0 LOB: 0 BB: 0 P: 12	R: 1 E: 0 K: 1 S: 10	H: 2 LOB: 0 BB: 0 P: 16	R: 0 E: 0 K: 2 S: 14	H: 1 LOB: 1 BB: 0 P: 19	R: 1 E: 0 K: 1 S: 11	H: 2 LOB: 2 BB: 1 P: 23	R: 0 E: 0 K: 1 S: 10	H: 0 LOB: 1 BB: 1 P: 17	R: 0 E: 0 K: 1 S: 11	H: 2 LOB: 2 BB: 0 P: 16	1B: 3 2B: 4 3B: 0 HR: 1	SF: 1 SAC: 0 DP: 1 HBP: 0	WP: 0 PB: 0 SB: 0 CS: 0	PA: 38
PITCHER	IP WLS BF H R ER SO	IP WLS BF H R ER SO	IP WLS BF H R ER SO	IP WLS BF H R ER SO	IP WLS BF H R ER SO	IP WLS BF H R ER SO	IP WLS BF H R ER SO	IP WLS BF H R ER SO	IP WLS BF H R ER SO	IP WLS BF H R ER SO	IP WLS BF H R ER SO	IP WLS BF H R ER SO	IP WLS BF H R ER SO	IP WLS BF H R ER SO	IP WLS BF H R ER SO	IP WLS BF H R ER SO	ERA WHIP	ERA WHIP		
CC Sabathia, L (1, 1) ERA: 3.54	7.0	W	29	6	3	3	6	1	0	0	0	0	0	0	0	0				
40 Tom Mastny, R (8, 1) ERA: 2.95	1.0	H	4	0	0	0	1	1	0	0	0	0	0	0	0	0				
47 Joe Borowski, R (9, 1) ERA: 7.11	1.0	S	5	2	0	0	1	0	0	0	0	0	0	0	0	0				

AB	35
R	3
H	8
RBI	2
BB	2
SO	8
LOB	18

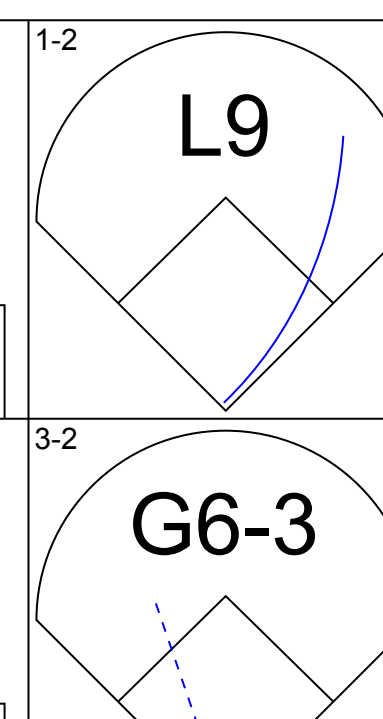
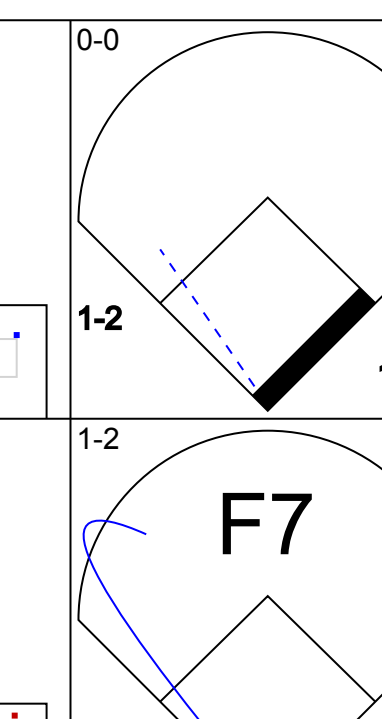

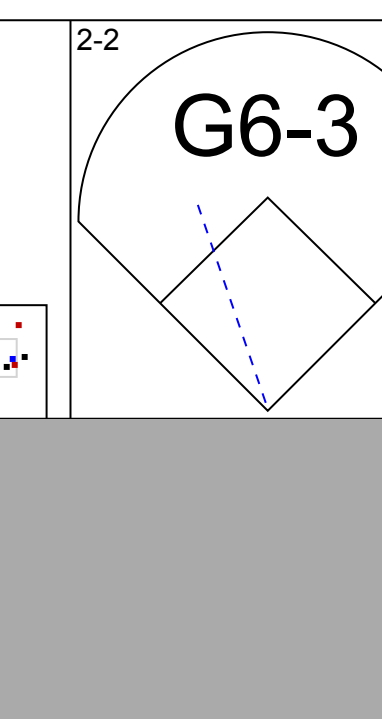
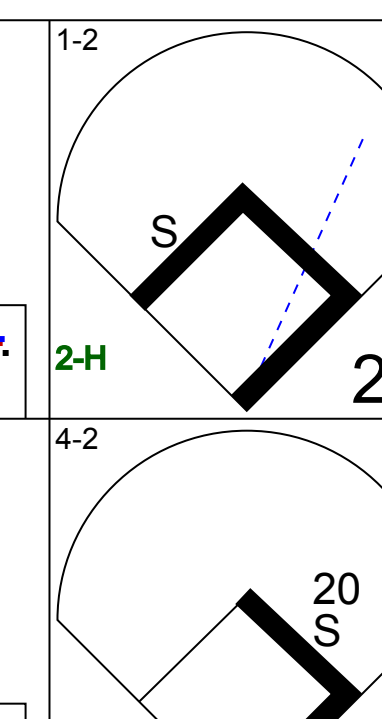
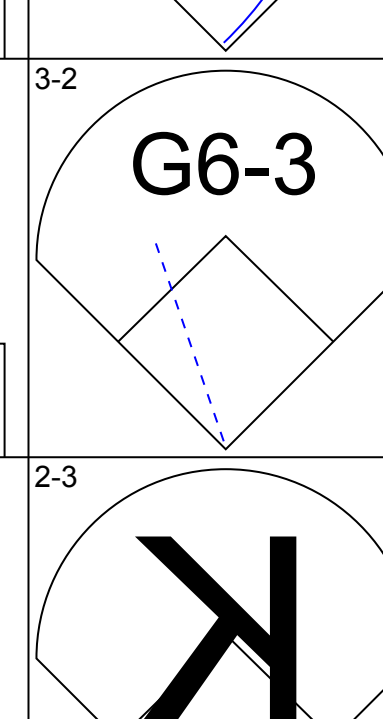
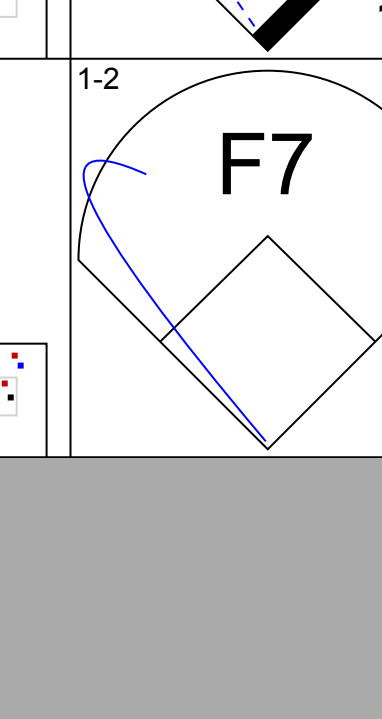
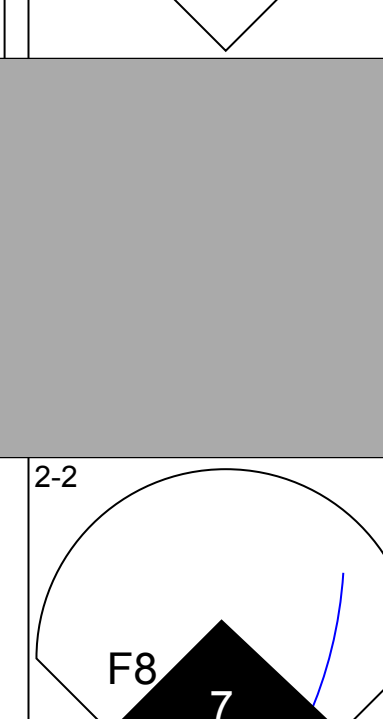

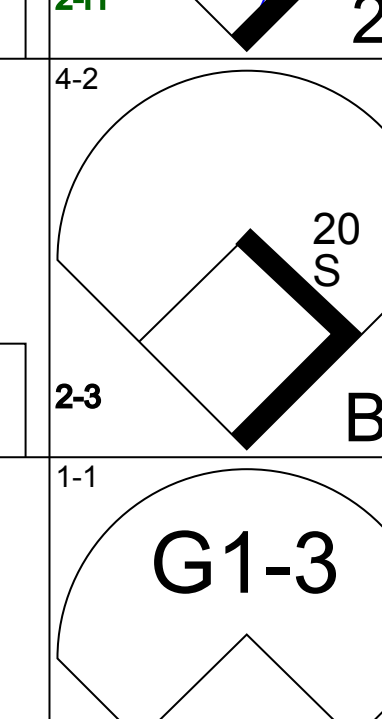
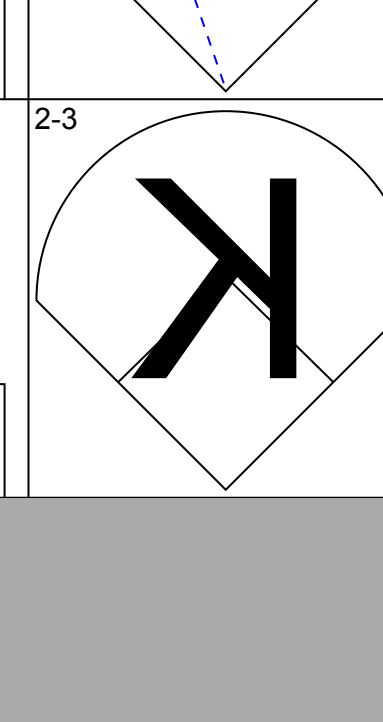
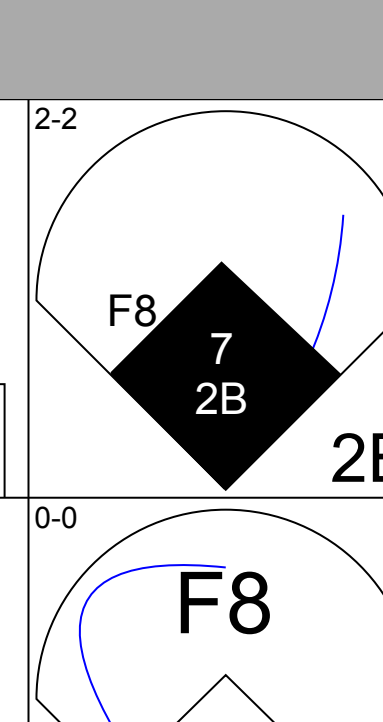

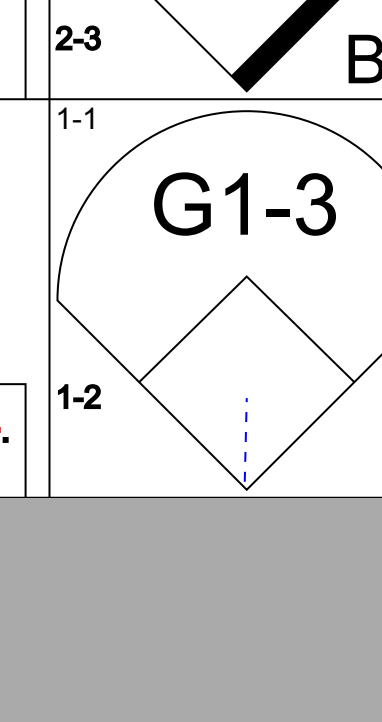

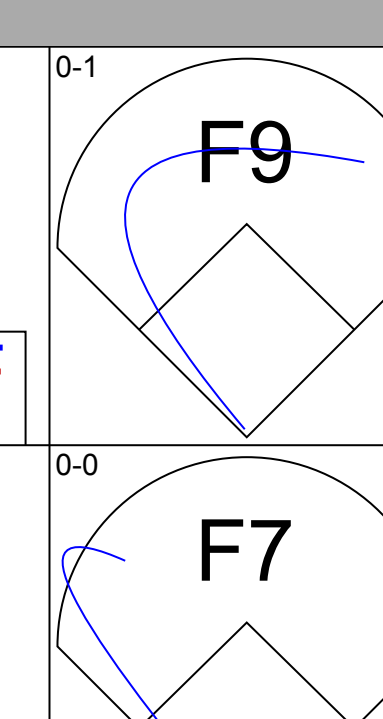
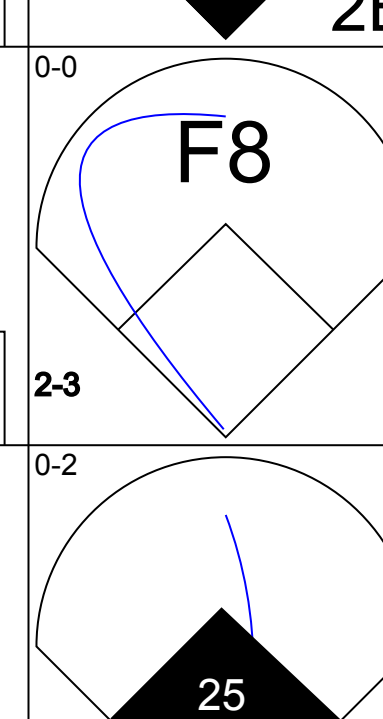


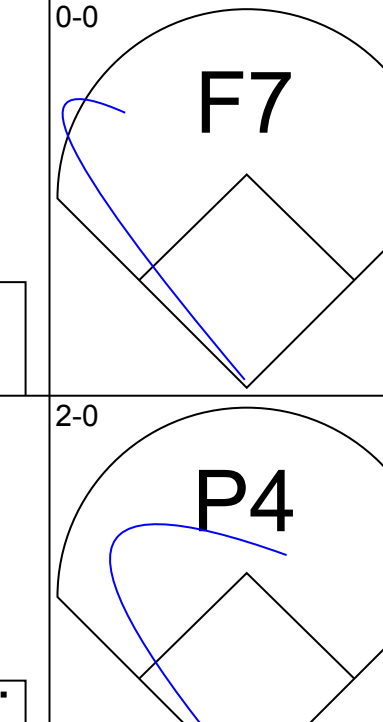
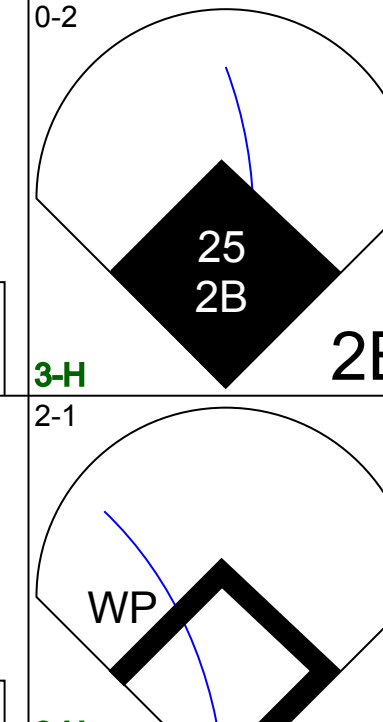


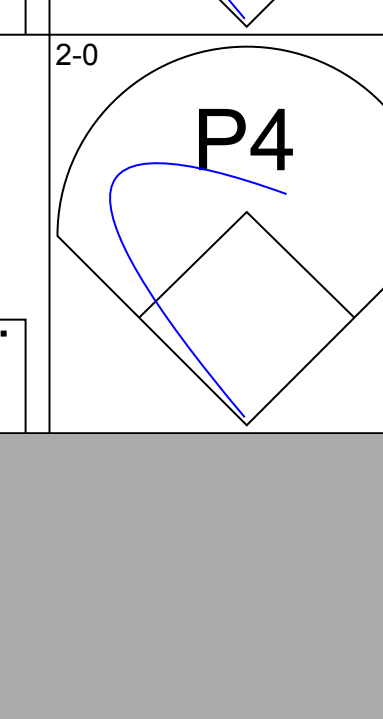
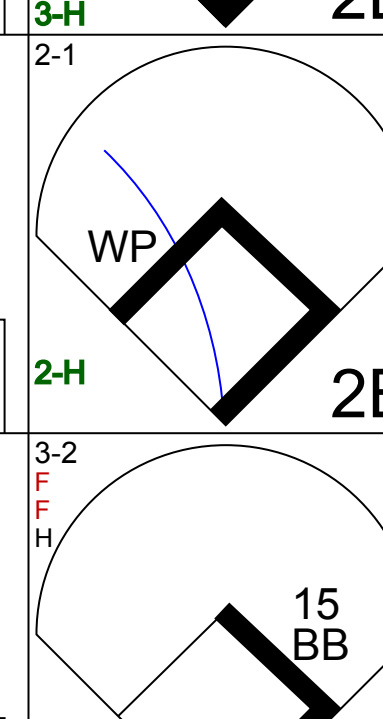
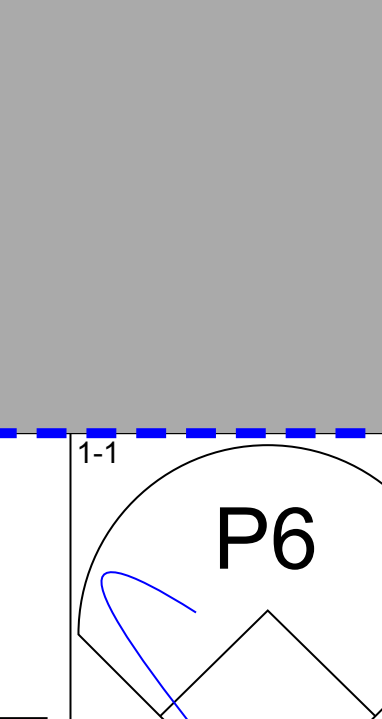
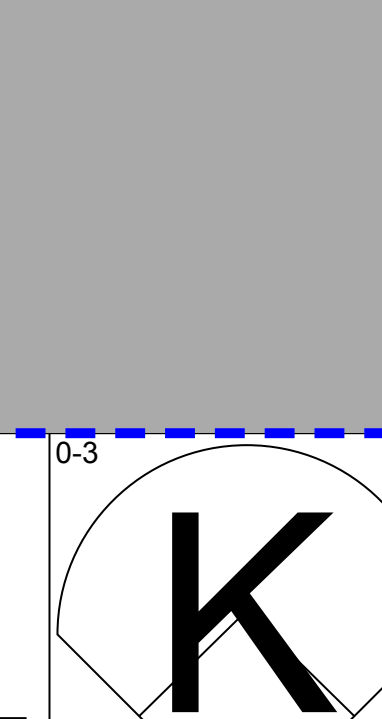
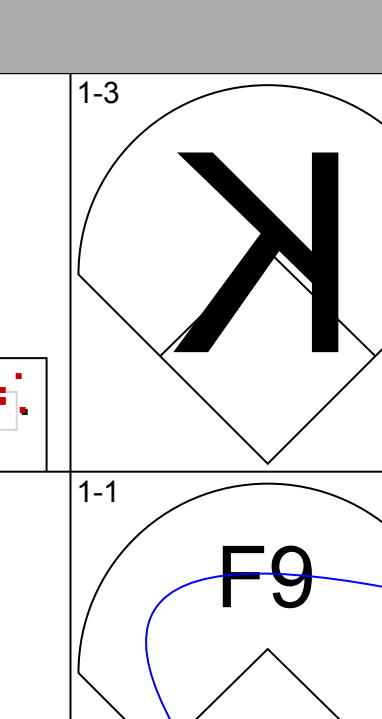
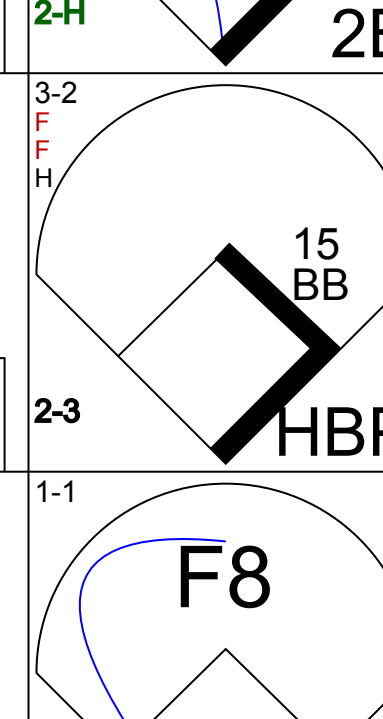
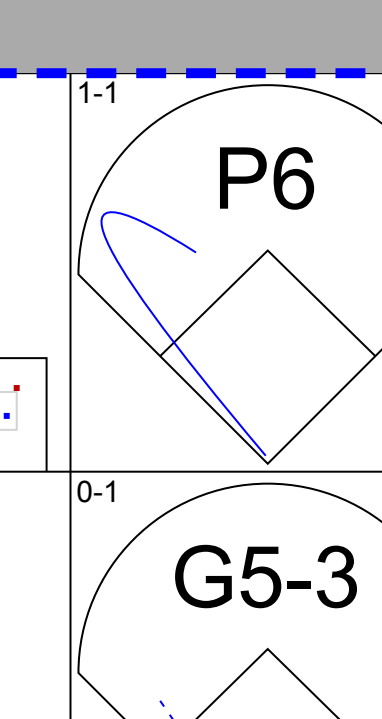
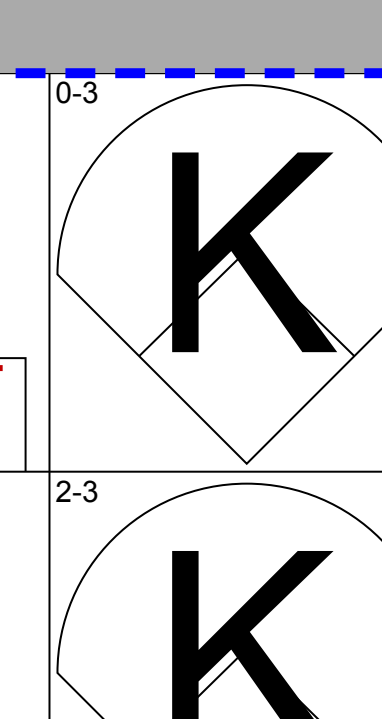
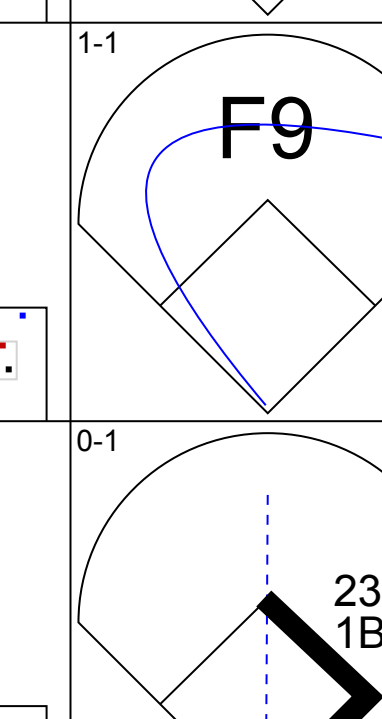
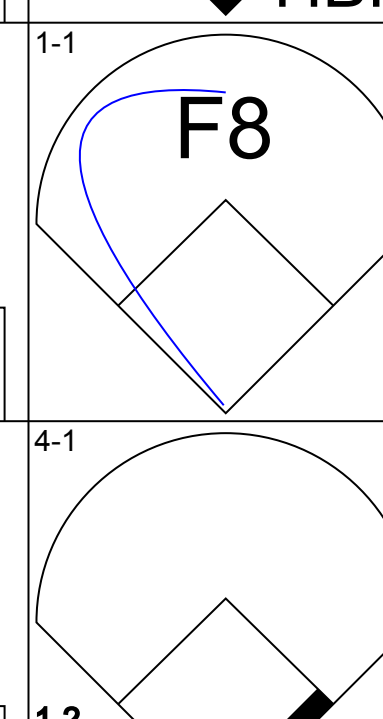
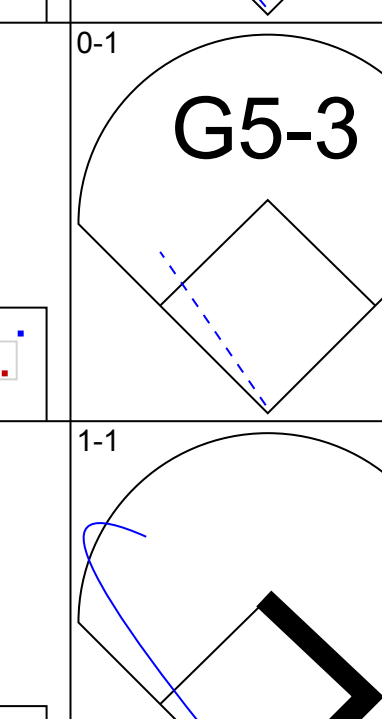
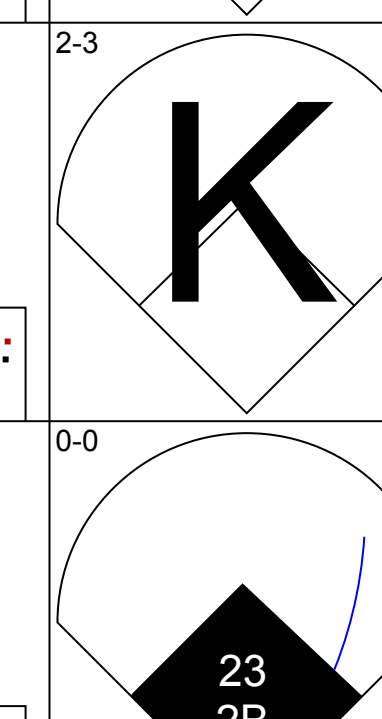
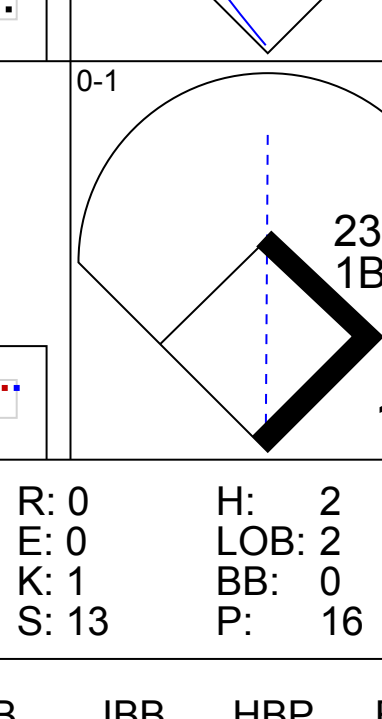
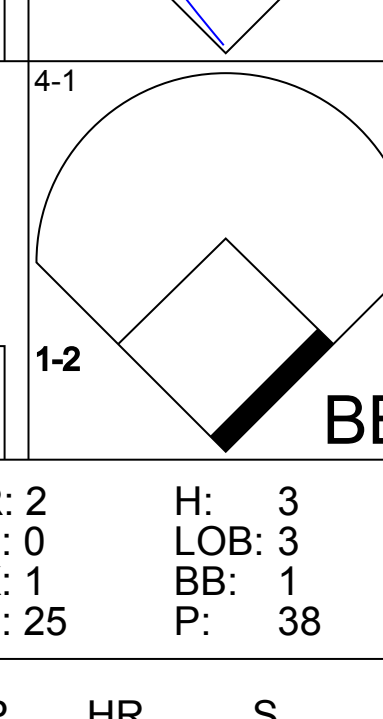
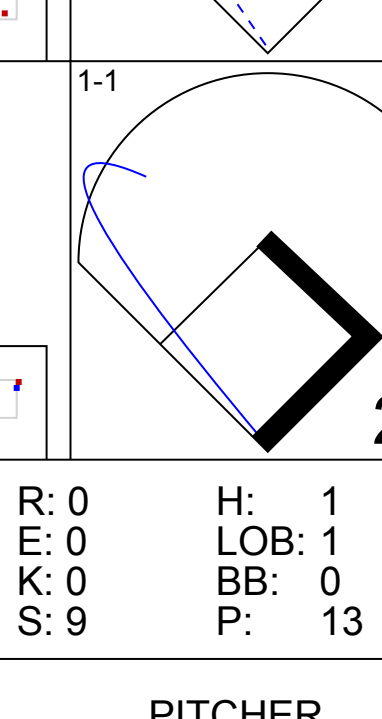
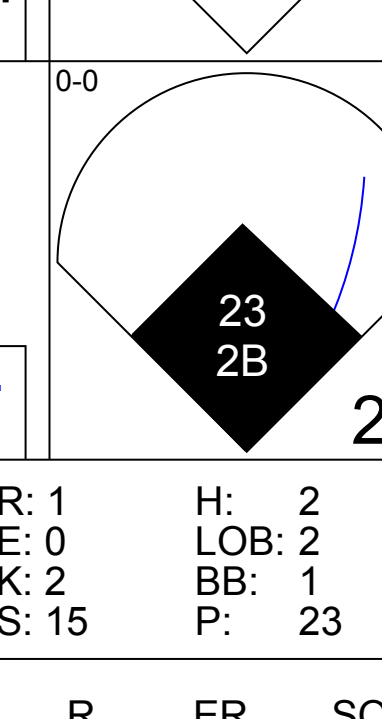


Batter	1	2	3	4	5	6	7	8	9	AB	R	H	RBI	BB	SO	LOB	TOP					
24 Grady Sizemore, L (1, 8) OBP: 0.400, SLG: 0.452										3	1	0	0	1	2	2						
Casey Blake, R (1, 5) OBP: 0.355, SLG: 0.494										4	1	1	0	1	2	4						
48 Travis Hafner, L (1, 10)										5	0	0	0	0	4	6						
41 Victor Martinez, S (1, 2)										4	0	2	1	0	1	0						
Trot Nixon, L (1, 9)										3	0	1	1	0	0	1						
2 Jhonny Peralta, R (1, 6)										4	0	1	0	0	1	3						
20 David Dellucci, L (1, 7)										3	1	1	0	1	1	1						
25 Ryan Garko, R (1, 3)										4	0	1	0	0	1	3						
29 Josh Barfield, R (1, 4)										4	0	2	1	0	1	1						
Inning Stats	R: 0 E: 0 K: 3 S: 12	H: 0 LOB: 0 BB: 0 P: 19	R: 0 E: 0 K: 2 S: 14	H: 2 LOB: 2 BB: 0 P: 19	R: 0 E: 0 K: 1 S: 10	H: 1 LOB: 1 BB: 0 P: 15	R: 0 E: 0 K: 1 S: 6	H: 0 LOB: 0 BB: 0 P: 8	R: 0 E: 0 K: 1 S: 13	H: 0 LOB: 0 BB: 0 P: 19	R: 1 E: 0 K: 2 S: 13	H: 2 LOB: 1 BB: 0 P: 19	R: 0 E: 0 K: 1 S: 9	H: 1 LOB: 1 BB: 0 P: 15	R: 1 E: 0 K: 1 S: 10	H: 1 LOB: 2 BB: 1 P: 22	R: 1 E: 0 K: 2 S: 15	H: 2 LOB: 2 BB: 1 P: 23	1B: 7 2B: 2 3B: 0 HR: 0	SF: 1 SAC: 0 DP: 1 HBP: 1	WP: 0 PB: 0 SB: 1 CS: 0	PA: 39
PITCHER	IP WLS BF H R ER SO BB IBB HBP BLK WP HR S P ERA WHIP																					
38 Curt Schilling, R (1, 1) ERA: 3.68	7.0 W 27 6 1 1 10 0 0 1 0 0 0 0 77 114 1.29 0.857																					
J.C. Romero, L (8, 1) ERA: 2.93	0.0 2 0 1 1 0 2 0 0 0 0 0 0 2 10 ∞ ∞																					
48 Javier López, L (8, 1) ERA: 3.48	0.2 H 3 1 0 0 1 0 0 0 0 0 0 0 6 9 0.00 1.500																					
53 Brendan Donnelly, R (8, 1) ERA: 3.86	0.1 H 1 0 0 0 0 0 0 0 0 0 0 0 2 3 0.00 0.000																					
58 Jonathan Papelbon, R (9, 1) ERA: 1.98	1.0 S 6 2 1 1 2 1 0 0 0 0 0 0 0 15 23 9.00 3.000																					

Cleveland Indians @ Boston Red Sox
Fenway Park, Boston, MA
Mon May 28 2007, 7:05 PM EDT
Att: 36,910 - Clear - 79 F

AB 34
R 3
H 9
RBI 3
BB 3
SO 13
LOB 21



Batter	1	2	3	4	5	6	7	8	9	AB	R	H	RBI	BB	SO	LOB	BOTTOM			
23 Julio Lugo, R (1, 6) OBP: 0.292, SLG: 0.342										5	0	2	1	0	1	4				
Coco Crisp, S (1, 8) OBP: 0.304, SLG: 0.335										4	0	0	0	1	1	2				
20 Kevin Youkilis, R (1, 3) OBP: 0.431, SLG: 0.550										5	2	2	1	0	1	2				
Manny Ramirez, R (1, 10)										4	1	1	1	0	0	1				
7 J.D. Drew, L (1, 9)										2	1	1	1	2	0	0				
25 Mike Lowell, R (1, 5) OBP: 0.387, SLG: 0.554										4	0	1	1	0	0	2				
Jason Varitek, S (1, 2) OBP: 0.367, SLG: 0.425										3	0	0	0	0	2	0				
Wily Mo Peña, R (1, 7) OBP: 0.333, SLG: 0.464										4	0	0	0	0	1	2				
15 Dustin Pedroia, R (1, 4) OBP: 0.385, SLG: 0.430										3	1	3	0	1	0	0				
Inning Stats	R: 0 E: 0 K: 1 S: 11	H: 0 LOB: 0 BB: 0 P: 17	R: 0 E: 0 K: 0 S: 4	H: 0 LOB: 0 BB: 0 P: 6	R: 0 E: 0 K: 1 S: 13	H: 2 LOB: 2 BB: 0 P: 16	R: 2 E: 0 K: 1 S: 25	H: 3 LOB: 3 BB: 1 P: 38	R: 1 E: 0 K: 1 S: 13	H: 1 LOB: 1 BB: 1 P: 20	R: 0 E: 0 K: 0 S: 9	H: 1 LOB: 1 BB: 0 P: 13	R: 1 E: 0 K: 0 S: 12	H: 1 LOB: 1 BB: 1 P: 20	R: 1 E: 0 K: 2 S: 15	H: 2 LOB: 2 BB: 1 P: 23	1B: 2 2B: 6 3B: 0 HR: 2	SF: 0 SAC: 0 DP: 0 HBP: 1	WP: 1 PB: 0 SB: 2 CS: 0	PA: 39
PITCHER	IP WLS BF H R ER SO BB IBB HBP BLK WP HR S P ERA WHIP																			
31 Cliff Lee, L (1, 1) ERA: 5.86	5.0 L 24 6 3 3 4 2 0 1 0 0 0 0 17 25 5.40 1.600																			
Roberto Hernandez, R (6, 1) ERA: 5.59	1.2 7 2 1 1 0 0 0 0 0 0 0 0 17 25 5.40 1.200																			
46 Aaron Fultz, L (7, 1) ERA: 1.93	0.1 2 0 0 0 0 1 0 0 0 0 0 0 4 8 0.00 3.000																			
44 Mike Koplove, R (8, 1) ERA: 4.5	1.0 6 2 1 1 2 1 0 0 0 0 0 0 15 23 9.00 3.000																			

Cleveland Indians @ Boston Red Sox
Fenway Park, Boston, MA
Mon May 28 2007, 7:05 PM EDT
Att: 36,910 - Clear - 79 F

AB 34
R 5
H 10
RBI 5
BB 4
SO 6
LOB 13



Batter	1	2	3	4	5	6	7	8	9	AB	R	H	RBI	BB	SO	LOB	TOP		
24 Grady Sizemore, L (1, 8) OBP: 0.393, SLG: 0.443										4	0	0	0	0	3	2			
2 Johnny Peralta, R (1, 6) OBP: 0.363, SLG: 0.506										3	1	2	0	1	0	0			
48 Travis Hafner, L (1, 10) OBP: 0.415, SLG: 0.462										3	1	1	1	1	0	2			
41 Victor Martinez, S (1, 2) OBP: 0.380, SLG: 0.503										4	0	0	1	0	2	1			
Trot Nixon, L (1, 9) OBP: 0.350, SLG: 0.380										4	0	0	0	0	2	1			
25 Ryan Garko, R (1, 3) OBP: 0.386, SLG: 0.531										2	0	0	0	0	0	0			
20 David Dellucci, L (1, 7) OBP: 0.296, SLG: 0.372										3	0	0	0	0	0	1			
29 Josh Barfield, R (1, 4) OBP: 0.271, SLG: 0.343										3	0	0	0	0	1	1			
Mike Rouse, L (1, 5) OBP: 0.220, SLG: 0.162 Casey Blake, R (8, PH) OBP: 0.362, SLG: 0.497										2	0	0	0	0	1	0			
19 Josh Beckett, R (1, 1) ERA: 2.65 53 Brendan Donnelly, R (8, 1) ERA: 3.71 48 Javier López, L (8, 1) ERA: 3.38 37 Hideki Okajima, L (9, 1) ERA: 1.05																			
Inning Stats	R: 0 H: 1 E: 0 K: 1 S: 11	H: 0 R: 2 ER: 0 SO: 7 BB: 0 LOB: 0 P: 16	R: 0 H: 0 E: 0 K: 0 S: 6	H: 0 R: 0 ER: 0 SO: 7 BB: 0 LOB: 0 P: 10	R: 0 H: 0 E: 0 K: 1 S: 8	H: 0 R: 0 ER: 0 SO: 12 BB: 0 LOB: 0 P: 12	R: 0 H: 0 E: 0 K: 1 S: 7	H: 0 R: 0 ER: 0 SO: 13 BB: 0 LOB: 0 P: 13	R: 2 H: 2 E: 0 K: 2 S: 11	H: 1 R: 0 ER: 0 SO: 13 BB: 0 LOB: 1 P: 13	R: 0 H: 0 E: 0 K: 2 S: 13	H: 0 R: 0 ER: 0 SO: 23 BB: 1 LOB: 1 P: 23	1B: 3 2B: 1 3B: 1 HR: 0	SF: 0 SAC: 0 DP: 2 HBP: 1	WP: 0 PB: 0 SB: 0 CS: 0	PA: 32			
PITCHER	IP	WLS	BF	H	R	ER	SO	BB	IBB	HBP	BLK	WP	HR	S	P	ERA	WHIP		
19 Josh Beckett, R (1, 1)	7.0	W	23	3	2	2	7	1	0	0	0	0	0	58	91	2.57	0.571		
53 Brendan Donnelly, R (8, 1)	0.2	H	4	1	0	0	0	0	0	1	0	0	0	6	11	0.00	1.500		
48 Javier López, L (8, 1)	0.1	H	1	0	0	0	0	0	0	0	0	0	0	1	2	0.00	0.000		
37 Hideki Okajima, L (9, 1)	1.0	S	4	0	0	0	2	1	0	0	0	0	0	13	23	0.00	1.000		

Cleveland Indians @ Boston Red Sox
Fenway Park, Boston, MA
Tue May 29 2007, 7:05 PM EDT
Att: 37,076 - Partly Cloudy - 78 F

AB 29
R 2
H 4
RBI 2
BB 2
SO 9
LOB 8



Batter	1	2	3	4	5	6	7	8	9	AB	R	H	RBI	BB	SO	LOB	BOTTOM		
23 Julio Lugo, R (1, 6) OBP: 0.291, SLG: 0.340										4	1	1	0	0	1	4			
Coco Crisp, S (1, 8) OBP: 0.298, SLG: 0.327										4	0	0	0	0	1	2			
20 Kevin Youkilis, R (1, 3) OBP: 0.432, SLG: 0.570										4	1	2	2	0	0	0			
Manny Ramirez, R (1, 10) OBP: 0.353, SLG: 0.453										3	0	1	0	1	0	0			
7 J.D. Drew, L (1, 9) OBP: 0.354, SLG: 0.325										4	0	0	0	0	0	3			
25 Mike Lowell, R (1, 5) OBP: 0.384, SLG: 0.552										4	1	1	0	0	1	2			
Jason Varitek, S (1, 2) OBP: 0.370, SLG: 0.445										3	1	1	1	1	0	0			
Wily Mo Peña, R (1, 7) OBP: 0.328, SLG: 0.441										3	0	0	0	1	2	0			
15 Dustin Pedroia, R (1, 4) OBP: 0.391, SLG: 0.431										2	0	1	1	1	0	0			
Inning Stats	R: 1 H: 2 E: 0 K: 0 S: 14	H: 0 R: 4 ER: 0 SO: 14 BB: 0 LOB: 0 P: 14	R: 0 H: 0 E: 0 K: 0 S: 8	H: 0 R: 0 ER: 0 SO: 10 BB: 0 LOB: 0 P: 10	R: 0 H: 0 E: 0 K: 0 S: 8	H: 0 R: 0 ER: 0 SO: 21 BB: 0 LOB: 0 P: 21	R: 2 H: 2 E: 0 K: 1 S: 17	H: 2 R: 0 ER: 0 SO: 38 BB: 3 LOB: 3 P: 38	R: 0 H: 1 E: 0 K: 2 S: 12	H: 0 R: 0 ER: 0 SO: 13 BB: 0 LOB: 0 P: 13	1B: 2 2B: 3 3B: 0 HR: 2	SF: 0 SAC: 0 DP: 0 HBP: 0	WP: 0 PB: 0 SB: 0 CS: 0	PA: 35					
PITCHER	IP	WLS	BF	H	R	ER	SO	BB	IBB	HBP	BLK	WP	HR	S	P	ERA	WHIP		
45 Jeremy Sowers, L (1, 1) ERA: 6.25 Fernando Cabrera, R (6, 1) ERA: 5.49 53 Rafael Perez, L (7, 1) ERA:	5.2	L	24	6	4	4	1	0	0	0	0	0	0	7	22	0.00	9.000		
53 Rafael Perez, L (7, 1)	2.0		7	1	0	0	3	0	0	0	0	0	0	22	32	0.00	0.500		

Cleveland Indians @ Boston Red Sox
Fenway Park, Boston, MA
Tue May 29 2007, 7:05 PM EDT
Att: 37,076 - Partly Cloudy - 78 F

AB 31
R 4
H 7
RBI 4
BB 4
SO 5
LOB 11



Batter	1	2	3	4	5	6	7	8	9	AB	R	H	RBI	BB	SO	LOB	TOP					
24 Grady Sizemore, L (1, 8) OBP: 0.396, SLG: 0.462	F7		K			48 2B		48 2B	G1-3	5	3	2	2	1	1	2						
Casey Blake, R (1, 5) OBP: 0.365, SLG: 0.492	25 HBP		P4					K		4	0	1	1	1	1	2						
48 Travis Hafner, L (1, 10) OBP: 0.419, SLG: 0.478	25 HBP		G6-3					25 G4-3		5	0	3	2	0	0	1						
25 Ryan Garko, R (1, 3) OBP: 0.393, SLG: 0.537	G4-6-3							G4-3		4	0	2	0	0	1	2						
Trot Nixon, L (1, 9) OBP: 0.345, SLG: 0.381	G4-6-3							G3		5	1	1	0	0	2	6						
2 Jhonny Peralta, R (1, 6) OBP: 0.359, SLG: 0.497		F8						G1-3		5	0	1	0	0	1	2						
20 David Dellucci, L (1, 7) OBP: 0.299, SLG: 0.381		F8						10 1B		5	1	2	1	0	1	3						
29 Josh Barfield, R (1, 4) OBP: 0.274, SLG: 0.345								P4		5	0	2	1	0	0	3						
10 Kelly Shoppach, R (1, 2) OBP: 0.448, SLG: 0.588										5	3	4	1	0	0	1						
Inning Stats	R: 0 E: 0 K: 0 S: 13	H: 2 LOB: 2 BB: 0 P: 17	R: 0 E: 0 K: 0 S: 9	H: 1 LOB: 1 BB: 0 P: 15	R: 0 E: 0 K: 1 S: 9	H: 0 LOB: 0 BB: 0 P: 14	R: 0 E: 0 K: 2 S: 11	H: 1 LOB: 1 BB: 0 P: 17	R: 2 E: 0 K: 1 S: 16	H: 3 LOB: 1 BB: 0 P: 27	R: 4 E: 0 K: 0 S: 19	H: 5 LOB: 1 BB: 1 P: 24	R: 0 E: 0 K: 2 S: 12	H: 2 LOB: 2 BB: 0 P: 17	R: 2 E: 0 K: 1 S: 9	H: 2 LOB: 1 BB: 1 P: 17	R: 0 E: 0 K: 0 S: 14	H: 2 LOB: 2 BB: 0 P: 18	1B: 10 2B: 6 3B: 0 HR: 2	SF: 0 SAC: 0 DP: 1 HBP: 1	WP: 0 PB: 0 SB: 2 CS: 0	PA: 46
PITCHER	IP	WLS	BF	H	R	ER	SO	BB	IBB	HBP	BLK	WP	HR	S	P	ERA	WHIP					
18 Daisuke Matsuzaka, R (1, 1) ERA: 4.83	5.2	L	28	12	6	6	4	0	0	1	0	0	1	73	106	9.53	2.118					
39 Kyle Snyder, R (6, 1) ERA: 1.53	1.1		7	2	0	0	2	1	0	0	0	0	0	16	25	0.00	2.250					
J.C. Romero, L (8, 1) ERA: 3.88	1.0		6	2	2	2	1	1	0	0	0	0	1	9	17	18.00	3.000					
36 Joel Poinero, R (9, 1) ERA: 5.14	1.0		5	2	0	0	0	0	0	0	0	0	0	14	18	0.00	2.000					

Cleveland Indians @ Boston Red Sox
Fenway Park, Boston, MA
Wed May 30 2007, 7:05 PM EDT
Att: 37,091 - Cloudy - 77 F

AB 43
R 8
H 18
RBI 8
BB 2
SO 7
LOB 22



Batter	1	2	3	4	5	6	7	8	9	AB	R	H	RBI	BB	SO	LOB	BOTTOM				
Coco Crisp, S (1, 8) OBP: 0.292, SLG: 0.320	G4-3		F7						G5-3	4	0	0	0	0	0	3					
20 Kevin Youkilis, R (1, 3) OBP: 0.427, SLG: 0.561	F8		34 L1-3					K		5	0	1	0	0	2	4					
34 David Ortiz, L (1, 10) OBP: 0.431, SLG: 0.579			L1-3					L5		4	0	1	0	0	0	5					
Manny Ramirez, R (1, 7) OBP: 0.356, SLG: 0.456	G4-3							F9		3	1	1	0	1	0	1					
7 J.D. Drew, L (1, 9) OBP: 0.346, SLG: 0.316			E4					P6		4	2	0	1	0	0	1					
25 Mike Lowell, R (1, 5) OBP: 0.386, SLG: 0.573			G3					K		4	1	2	2	0	1	0					
Jason Varitek, S (1, 2) OBP: 0.373, SLG: 0.454			G3					P4		4	0	2	1	0	0	1					
13 Alex Cora, L (1, 6) OBP: 0.361, SLG: 0.500			F7					P5		4	0	1	0	0	0	2					
15 Dustin Pedroia, R (1, 4) OBP: 0.394, SLG: 0.433			P6					G3-1		4	0	2	0	0	0	1					
Inning Stats	R: 0 E: 0 K: 0 S: 10	H: 1 LOB: 1 BB: 0 P: 11	R: 1 E: 1 K: 0 S: 8	H: 1 LOB: 1 BB: 0 P: 11	R: 0 E: 0 K: 0 S: 9	H: 1 LOB: 0 BB: 0 P: 12	R: 1 E: 0 K: 0 S: 12	H: 2 LOB: 1 BB: 0 P: 18	R: 0 E: 0 K: 1 S: 9	H: 0 LOB: 0 BB: 0 P: 9	R: 0 E: 0 K: 1 S: 17	H: 3 LOB: 3 BB: 0 P: 22	R: 2 E: 0 K: 0 S: 11	H: 1 LOB: 0 BB: 1 P: 23	R: 0 E: 0 K: 1 S: 11	H: 0 LOB: 0 BB: 0 P: 13	1B: 6 2B: 4 3B: 0 HR: 1	SF: 0 SAC: 1 DP: 1 HBP: 0	WP: 1 PB: 0 SB: 0 CS: 0	PA: 38	
PITCHER	IP	WLS	BF	H	R	ER	SO	BB	IBB	HBP	BLK	WP	HR	S	P	ERA	WHIP				
Paul Byrd, R (1, 1) ERA: 3.57	6.0	W	27	9	2	1	1	0	0	0	0	0	0	4	7	0.00	0.000				
40 Tom Mastny, R (7, 1) ERA: 2.86	0.2	H	2	0	0	0	1	0	0	0	0	0	0	4	7	0.00	0.000				
46 Aaron Fultz, L (7, 1) ERA: 1.88	0.1	H	1	0	0	0	0	0	0	0	0	0	0	7	9	0.00	0.000				
Roberto Hernandez, R (8, 1) ERA: 6.2	1.0		5	1	2	2	0	1	0	0	0	0	1	11	23	18.00	2.000				
63 Rafael Betancourt, R (9, 1) ERA: 1.98	1.0		3	0	0	0	1	0	0	0	0	0	0	11	13	0.00	0.000				

Cleveland Indians @ Boston Red Sox
Fenway Park, Boston, MA
Wed May 30 2007, 7:05 PM EDT
Att: 37,091 - Cloudy - 77 F

AB 36
R 4
H 10
RBI 4
BB 1
SO 3
LOB 18



Batter	1	2	3	4	5	6	7	8	9	AB	R	H	RBI	BB	SO	LOB	TOP				
Ivan Rodriguez, R (1, 2) OBP: 0.287, SLG: 0.425	1-1 FC4-6 1B		1-1 14 1B 3 2B 2B	1-0 G6-4-3			2-1 FC5-4		0-1 G5-3	5	1	2	0	0	0	2					
14 Placido Polanco, R (1, 4) OBP: 0.373, SLG: 0.413	1-1 FC4-6 3 G5-3 1-2		2-2 3 2B 30 G6-3 1B		1-1 F8		1-0 F9			4	1	1	0	0	0	2					
3 Gary Sheffield, R (1, 10) OBP: 0.378, SLG: 0.495 Sean Casey, L (8, PH) OBP: 0.326, SLG: 0.342 (8, 10)	2-1 G5-3		0-0 30 G6-3 33 1B 2B		0-2 G4-3			1-0		3	1	1	1	0	0	1					
30 Magglio Ordonez, R (1, 9) OBP: 0.418, SLG: 0.660	1-0 G6-3		1-3 3-H G6-3 2B		1-2 L5			0-1 F9 2B		4	0	0	1	0	0	3					
33 Marcus Thames, R (1, 3) OBP: 0.312, SLG: 0.479		0-1 G6-3	2-2 20 S 1B			2-2 F7		0-0 F9 1B		4	0	2	2	0	0	0					
Craig Monroe, R (1, 7) OBP: 0.295, SLG: 0.449		0-0 HR	0-3 K			3-2 F7		0-0 P2		4	1	1	1	0	1	2					
20 Omar Infante, R (1, 5) OBP: 0.306, SLG: 0.373	1-1 1B		3-3 K			2-1 G4-3		0-2 F9		4	0	1	0	0	1	2					
8 Neifi Perez, S (1, 6) OBP: 0.206, SLG: 0.333	0-0 F9		1-2 P4				4-2 FC5-4 BB		3-3 K	3	0	0	0	1	1	1					
28 Curtis Granderson, L (1, 8) OBP: 0.341, SLG: 0.565	0-1 F8		0-0 G6-4-3 1B			1-0 F8		1-2 L9		4	0	1	0	0	0	2					
Inning Stats	R: 0 E: 0 K: 0 S: 7	H: 1 LOB: 1 BB: 0 P: 12	R: 1 E: 0 K: 0 S: 8	H: 2 LOB: 1 BB: 0 P: 9	R: 3 E: 0 K: 2 S: 21	H: 4 LOB: 1 BB: 0 P: 30	R: 0 E: 0 K: 0 S: 5	H: 1 LOB: 0 BB: 0 P: 7	R: 0 E: 0 K: 0 S: 8	H: 0 LOB: 0 BB: 0 P: 11	R: 0 E: 0 K: 0 S: 9	H: 0 LOB: 0 BB: 0 P: 16	R: 0 E: 0 K: 0 S: 6	H: 0 LOB: 1 BB: 1 P: 14	R: 1 E: 0 K: 0 S: 10	H: 2 LOB: 1 BB: 0 P: 11	R: 0 E: 0 K: 1 S: 8	H: 0 LOB: 0 BB: 0 P: 12	1B: 6 2B: 3 3B: 0 HR: 1	SF: 0 SAC: 0 DP: 1 HBP: 0	WP: 0 PA: 37 PB: 0 SB: 1 CS: 0
PITCHER	IP WLS BF H R ER SO BB IBB HBP BLK WP HR S P ERA WHIP	IP WLS BF H R ER SO BB IBB HBP BLK WP HR S P ERA WHIP	IP WLS BF H R ER SO BB IBB HBP BLK WP HR S P ERA WHIP	IP WLS BF H R ER SO BB IBB HBP BLK WP HR S P ERA WHIP	IP WLS BF H R ER SO BB IBB HBP BLK WP HR S P ERA WHIP	IP WLS BF H R ER SO BB IBB HBP BLK WP HR S P ERA WHIP	IP WLS BF H R ER SO BB IBB HBP BLK WP HR S P ERA WHIP	IP WLS BF H R ER SO BB IBB HBP BLK WP HR S P ERA WHIP	IP WLS BF H R ER SO BB IBB HBP BLK WP HR S P ERA WHIP	IP WLS BF H R ER SO BB IBB HBP BLK WP HR S P ERA WHIP	IP WLS BF H R ER SO BB IBB HBP BLK WP HR S P ERA WHIP	IP WLS BF H R ER SO BB IBB HBP BLK WP HR S P ERA WHIP	IP WLS BF H R ER SO BB IBB HBP BLK WP HR S P ERA WHIP	IP WLS BF H R ER SO BB IBB HBP BLK WP HR S P ERA WHIP	IP WLS BF H R ER SO BB IBB HBP BLK WP HR S P ERA WHIP	IP WLS BF H R ER SO BB IBB HBP BLK WP HR S P ERA WHIP	IP WLS BF H R ER SO BB IBB HBP BLK WP HR S P ERA WHIP	IP WLS BF H R ER SO BB IBB HBP BLK WP HR S P ERA WHIP	IP WLS BF H R ER SO BB IBB HBP BLK WP HR S P ERA WHIP	IP WLS BF H R ER SO BB IBB HBP BLK WP HR S P ERA WHIP	IP WLS BF H R ER SO BB IBB HBP BLK WP HR S P ERA WHIP

Detroit Tigers @ Cleveland Indians
Jacobs Field, Cleveland, OH
Thu May 31 2007, 7:05 PM EDT
Att: 30,038 - Cloudy - 83 F

AB 36
R 5
H 10
RBI 5
BB 1
SO 3
LOB 15



Batter	1	2	3	4	5	6	7	8	9	AB	R	H	RBI	BB	SO	LOB	BOTTOM				
24 Grady Sizemore, L (1, 8) OBP: 0.402, SLG: 0.473	3-3 K		2-0 41 FC6-4 48 BB HBP		2-2 48 WP 48 1B 1B	4-1 48 BB 41 SF8 BB	2-3 K	0-0 K		4	2	2	2	1	2	2					
Casey Blake, R (1, 5) OBP: 0.367, SLG: 0.489	0-1 48 HR 1B		2-3 K		1 SAFE 1 SAFE 1-2 48 WP 48 1B 1B	3-1 2 BB 48 BB HBP	2-1 G2-3	1-1 F7		5	2	2	0	0	1	5					
48 Travis Hafner, L (1, 10) OBP: 0.427, SLG: 0.497	1-1 HR		4-0 41 FC6-4 BB		1-0 41 HR 1B	4-2 2 BB BB	0-1 G4-3			3	2	2	4	2	0	2					
41 Victor Martinez, S (1, 2) OBP: 0.376, SLG: 0.514	2-2 G4-3		2-2 FC6-4		2-1 HR	3-1 SF8		1-3 K		4	1	1	3	0	1	2					
Trot Nixon, L (1, 9) OBP: 0.347, SLG: 0.377 Franklin Gutierrez, R (8, PR) OBP: 0.200, SLG: 0.200 (9, 9)	4-2 2 WP BB		2-1 G3		1-3 K	1-3 K		0-1 20 BB 25 1B 1B		4	0	1	0	1	2	4					
2 Jhonny Peralta, R (1, 6) OBP: 0.365, SLG: 0.497	2-0 G4-3			0-0 29 FC6-4 1B	2-3 K	4-2 29 FC6-4 HBP		1-0 25 1B 20 BB 1B		4	1	2	0	1	1	1					
20 David Dellucci, L (1, 7) OBP: 0.303, SLG: 0.377		0-0 F7		1-3 K	0-0 25 HBP 1B	0-2 K		4-2 29 FC5-4 25 1B 3B BB		4	1	1	0	1	2	4					
25 Ryan Garko, R (1, 3) OBP: 0.399, SLG: 0.536		1-1 P6		1-2 P4	2-1 29 FC6-4 HBP		0-0 G2-3 29 E 1B	2-0 29 FC5-4 1B		4	0	2	1	0	0	1					
29 Josh Barfield, R (1, 4) OBP: 0.267, SLG: 0.335		2-3 K		1 SAFE 2-0 FC6-4	0-0 FC6-4		0-1 E1 G2-3 1B	0-0 FC5-4 24 3B		5	1	0	1	0	1	6					
Inning Stats	R: 2 E: 0 K: 1 S: 14	H: 2 LOB: 1 BB: 1 P: 26	R: 0 E: 0 K: 1 S: 7	H: 0 LOB: 0 BB: 0 P: 10	R: 0 E: 0 K: 1 S: 8	H: 1 LOB: 1 BB: 0 P: 12	R: 4 E: 0 K: 2 S: 18	H: 5 LOB: 2 BB: 3 P: 36	R: 1 E: 0 K: 1 S: 11	H: 0 LOB: 2 BB: 3 P: 15	R: 0 E: 1 K: 1 S: 13	H: 4 LOB: 2 BB: 1 P: 22	R: 4 E: 0 K: 1 S: 13	H: 4 LOB: 2 BB: 1 P: 22	R: 4 E: 0 K: 1 S: 13	H: 4 LOB: 2 BB: 1 P: 22	1B: 10 2B: 0 3B: 1 HR: 2	SF: 1 SAC: 0 DP: 0 HBP: 3	WP: 2 PA: 47 PB: 0 SB: 0 CS: 0		
PITCHER	IP WLS BF H R ER SO BB IBB HBP BLK WP HR S P ERA WHIP	IP WLS BF H R ER SO BB IBB HBP BLK WP HR S P ERA WHIP	IP WLS BF H R ER SO BB IBB HBP BLK WP HR S P ERA WHIP	IP WLS BF H R ER SO BB IBB HBP BLK WP HR S P ERA WHIP	IP WLS BF H R ER SO BB IBB HBP BLK WP HR S P ERA WHIP	IP WLS BF H R ER SO BB IBB HBP BLK WP HR S P ERA WHIP	IP WLS BF H R ER SO BB IBB HBP BLK WP HR S P ERA WHIP	IP WLS BF H R ER SO BB IBB HBP BLK WP HR S P ERA WHIP	IP WLS BF H R ER SO BB IBB HBP BLK WP HR S P ERA WHIP	IP WLS BF H R ER SO BB IBB HBP BLK WP HR S P ERA WHIP	IP WLS BF H R ER SO BB IBB HBP BLK WP HR S P ERA WHIP	IP WLS BF H R ER SO BB IBB HBP BLK WP HR S P ERA WHIP	IP WLS BF H R ER SO BB IBB HBP BLK WP HR S P ERA WHIP	IP WLS BF H R ER SO BB IBB HBP BLK WP HR S P ERA WHIP	IP WLS BF H R ER SO BB IBB HBP BLK WP HR S P ERA WHIP	IP WLS BF H R ER SO BB IBB HBP BLK WP HR S P ERA WHIP	IP WLS BF H R ER SO BB IBB HBP BLK WP HR S P ERA WHIP	IP WLS BF H R ER SO BB IBB HBP BLK WP HR S P ERA WHIP	IP WLS BF H R ER SO BB IBB HBP BLK WP HR S P ERA WHIP	IP WLS BF H R ER SO BB IBB HBP BLK WP HR S P ERA WHIP	IP WLS BF H R ER SO BB IBB HBP BLK WP HR S P ERA WHIP

Detroit Tigers @ Cleveland Indians
Jacobs Field, Cleveland, OH
Thu May 31 2007, 7:05 PM EDT
Att: 30,038 - Cloudy - 83 F

AB 37
R 11
H 13
RBI 11
BB 6
SO 10
LOB 27



Batter	1	2	3	4	5	6	7	8	9	AB R H RBI BB SO LOB	TOP										
28 Curtis Granderson, L (1, 8) OBP: 0.335, SLG: 0.562	F9	P4		F8	F8		K		2B	6 0 1 0 0 1 5	Detroit Tigers @ Cleveland Indians Jacobs Field, Cleveland, OH Sat Jun 02 2007, 7:05 PM EDT Att: 38,254 - Cloudy - 80 F										
14 Placido Polanco, R (1, 4) OBP: 0.377, SLG: 0.412	F7		30 HR BB	F9		E4 33 F 3 1B	P6		L7	5 2 0 0 1 0 2											
3 Gary Sheffield, R (1, 10) OBP: 0.373, SLG: 0.478	30 1B BB		F8	F8		1-2 1B	G5-3		G5-3	5 1 1 0 1 0 3											
30 Magglio Ordonez, R (1, 9) OBP: 0.432, SLG: 0.686	1-2 1B		1-H HR		1-1 2B	K		0-2 2B	F9	6 3 4 2 0 1 3											
33 Marcus Thames, R (1, 7) OBP: 0.309, SLG: 0.480 Craig Monroe, R (7, 7) OBP: 0.296, SLG: 0.470	K		2B	P4	FC6 20 1B			1-1 1B 1-H FC6-2 2B		4 2 1 0 0 1 5 1 0 1 1 0 0 0											
Ivan Rodriguez, R (1, 2) OBP: 0.301, SLG: 0.445		G6-3 20 1B	K	2-1 8 1B 2-H 2B	2-1 20 1B			1-1 20 CS FC6-2 1B		5 1 4 3 0 1 1											
Sean Casey, L (1, 3) OBP: 0.341, SLG: 0.351	G6-3		2-3 2B	4-1 8 1B BB	0-1 F7			3-1 FC6-2 20 CS		4 0 1 1 1 0 5											
20 Omar Infante, R (1, 5) OBP: 0.333, SLG: 0.382	8 S 1B		K	0-1 P2	1-0 1B			4-0 1-2 2-3 BB		4 0 2 2 1 1 3											
8 Neifi Perez, S (1, 6) OBP: 0.205, SLG: 0.286	K			1-2 E6	0-1 1B			1-1 F7		5 0 1 0 0 1 5											
Inning Stats	R: 0 E: 0 K: 1 S: 11	H: 1 LOB: 2 BB: 1 P: 19	R: 1 E: 0 K: 1 S: 14	H: 2 LOB: 1 BB: 0 P: 18	R: 3 E: 0 K: 2 S: 18	H: 3 LOB: 1 BB: 1 P: 26	R: 0 E: 1 K: 0 S: 12	H: 0 LOB: 1 BB: 0 P: 17	R: 1 E: 0 K: 0 S: 12	H: 3 LOB: 3 BB: 1 P: 21	R: 3 E: 2 K: 1 S: 17	H: 3 LOB: 2 BB: 0 P: 24	R: 0 E: 0 K: 1 S: 8	H: 0 LOB: 0 BB: 0 P: 16	R: 1 E: 0 K: 0 S: 10	H: 3 LOB: 2 BB: 1 P: 19	R: 0 E: 0 K: 0 S: 12	H: 1 LOB: 1 BB: 0 P: 17	1B: 8 2B: 7 3B: 0 HR: 1	SF: 0 SAC: 0 DP: 0 HBP: 0	WP: 0 PA: 49 PB: 0 SB: 1 CS: 2
PITCHER	IP WLS BF H R ER SO BB IBB HBP BLK WP HR S P ERA WHIP											IP WLS BF H R ER SO BB IBB HBP BLK WP HR S P ERA WHIP									
31 Cliff Lee, L (1, 1) ERA: 6.35	4.1 L 25 8 5 5 4 3 0 0 0 0 0 1 61 94 10.38 2.538																				
53 Rafael Perez, L (5, 1) ERA: 6.23	2.2 14 4 3 0 2 0 0 0 0 0 0 0 31 47 0.00 1.500																				
Roberto Hernandez, R (8, 1) ERA: 6.23	1.0 6 3 1 1 0 1 0 0 0 0 0 0 10 19 9.00 4.000																				
46 Aaron Fultz, L (9, 1) ERA: 1.69	1.0 4 1 0 0 0 0 0 0 0 0 0 0 12 17 0.00 1.000																				

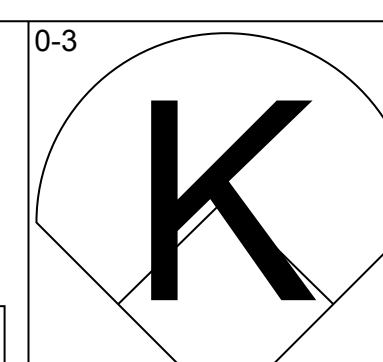
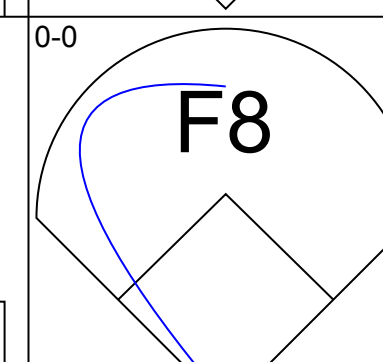
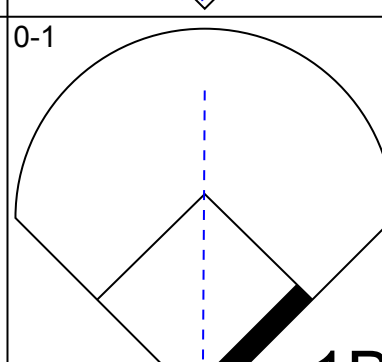
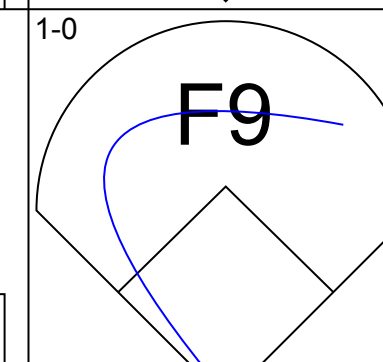
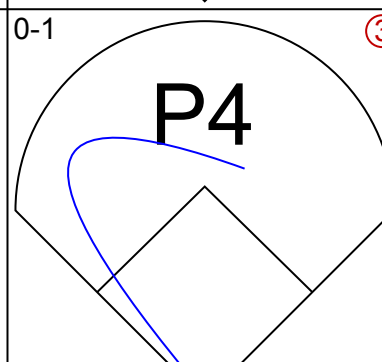
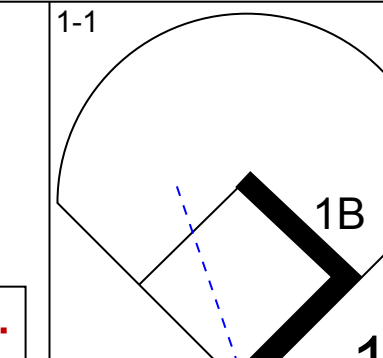
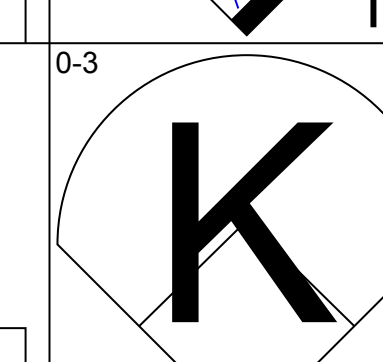
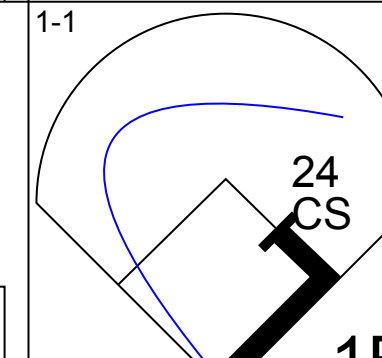
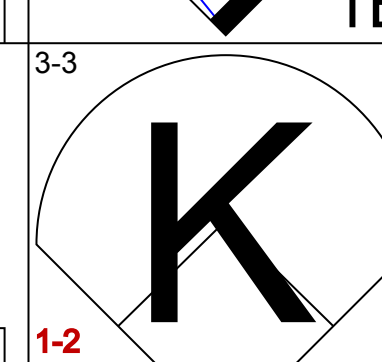
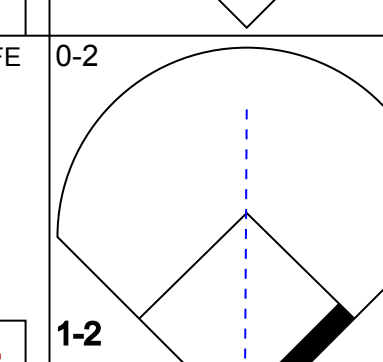
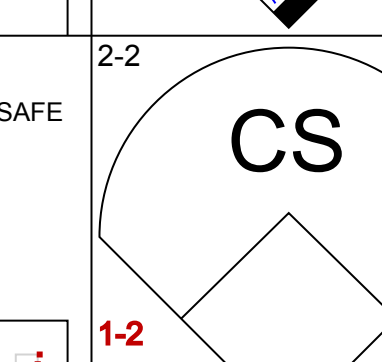

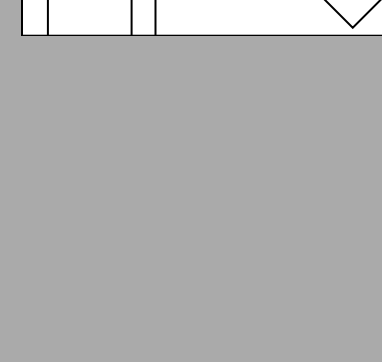
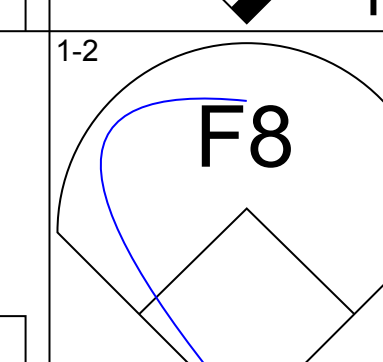
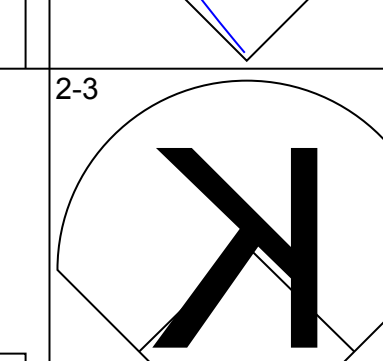


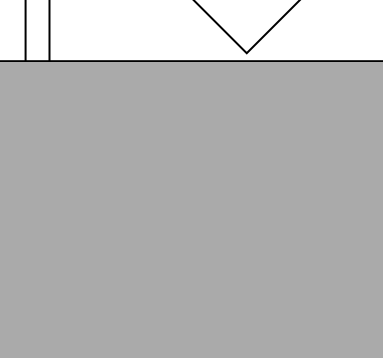
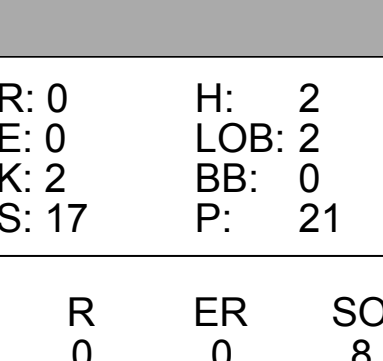
Batter	1	2	3	4	5	6	7	8	9	AB R H RBI BB SO LOB	BOTTOM								
24 Grady Sizemore, L (1, 8) OBP: 0.402, SLG: 0.483	1B 48 1B		HR	F7		HR				5 3 4 1 0 0 0	Detroit Tigers @ Cleveland Indians Jacobs Field, Cleveland, OH Sat Jun 02 2007, 7:05 PM EDT Att: 38,254 - Cloudy - 80 F								
Casey Blake, R (1, 5) OBP: 0.372, SLG: 0.503	48 1B		HR	41 1B HBP		41 FC6-4 1B			F8	4 1 3 2 0 0 1									
48 Travis Hafner, L (1, 10) OBP: 0.430, SLG: 0.489	2 FC6-4 1B		2 BB 20 SF9 BB	K		K			FC6-4 1B	4 1 2 1 1 2 2									
41 Victor Martinez, S (1, 2) OBP: 0.377, SLG: 0.541	F7		20 SF9 2 BB 1B	1-2 1B	1-2 1B	FC6-4			F9	5 0 2 0 0 0 4									
Trot Nixon, L (1, 9) OBP: 0.346, SLG: 0.372 Franklin Gutierrez, R (9, PH) OBP: 0.111, SLG: 0.111	F7		P5	G4-3		G3			FC6-4 2 1B	4 0 0 0 0 0 6 1 0 0 0 0 0 1									
2 Jhonny Peralta, R (1, 6) OBP: 0.376, SLG: 0.526	FC6-4		25 BB BB	G6-3		G6-4-3 1B			1B	4 0 2 0 1 0 2									
20 David Dellucci, L (1, 7) OBP: 0.299, SLG: 0.373 Jason Michaels, R (7, PH) OBP: 0.333, SLG: 0.448		F8	SF9	G3		G6-4-3			F8	2 0 0 1 0 0 0 2 0 0 0 0 0 3									
25 Ryan Garko, R (1, 3) OBP: 0.401, SLG: 0.528		G1-3		G3		G1-3			G1-3	3 0 0 0 1 0 0									
29 Josh Barfield, R (1, 4) OBP: 0.270, SLG: 0.335		G5-3	L4			F8			G6-3	4 0 0 0 0 0 3									
Inning Stats	R: 1 E: 0 K: 0 S: 12	H: 3 LOB: 0 BB: 0 P: 22	R: 0 E: 0 K: 0 S: 9	H: 0 LOB: 0 BB: 0 P: 16	R: 3 E: 0 K: 0 S: 18	H: 3 LOB: 3 BB: 3 P: 37	R: 0 E: 0 K: 1 S: 11	H: 1 LOB: 2 BB: 0 P: 19	R: 0 E: 0 K: 0 S: 8	H: 2 LOB: 1 BB: 0 P: 21	R: 0 E: 0 K: 0 S: 5	H: 1 LOB: 0 BB: 0 P: 9	R: 0 E: 0 K: 0 S: 8	H: 1 LOB: 1 BB: 0 P: 12	R: 0 E: 0 K: 0 S: 14	H: 2 LOB: 2 BB: 0 P: 20	1B: 11 2B: 0 3B: 0 HR: 2	SF: 1 SAC: 0 DP: 1 HBP: 1	WP: 0 PA: 43 PB: 0 SB: 0 CS: 0
PITCHER	IP WLS BF H R ER SO BB IBB HBP BLK WP HR S P ERA WHIP											IP WLS BF H R ER SO BB IBB HBP BLK WP HR S P ERA WHIP							
Chad Durbin, R (1, 1) ERA: 4.75	5.1 W 28 8 5 5 1 0 0 0 0 0 0 0 10 20 0.00 2.062																		
34 Tim Lincecum, L (6, 1) ERA: 2.31	1.0 H 5 2 0 0 1 0 0 0 0 0 0 0 10 20 0.00 2.000																		
Jason Grilli, R (7, 1) ERA: 7.04	1.2 H 5 1 0 0 0 0 0 0 0 0 0 0 10 14 0.00 0.600																		
44 Bobby Seay, L (9, 1) ERA: 5.28	0.1 2 1 0 0 0 0 0 0 0 0 0 0 4 4 0.00 3.000																		
31 Zach Miner, R (9, 1) ERA: 2.89	0.2 3 1 0 0 0 0 0 0 0 0 0 0 10 16 0.00 1.500																		

AB 45
R 9
H 16
RBI 9
BB 4
SO 6
LOB 32



AB 38
R 5
H 13
RBI 5
BB 3
SO 2
LOB 22



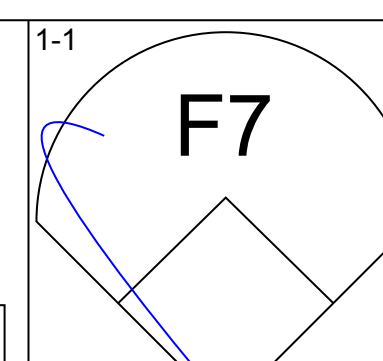
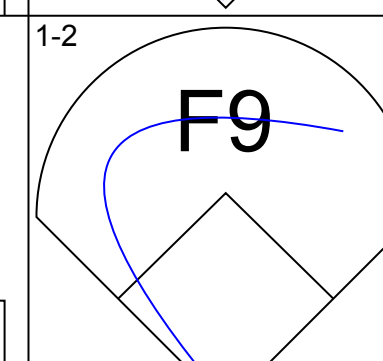
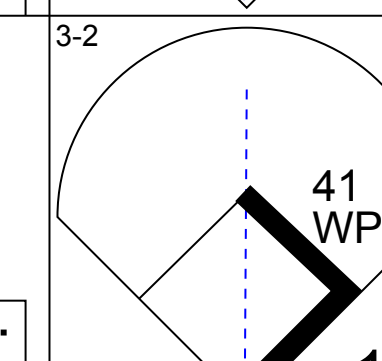
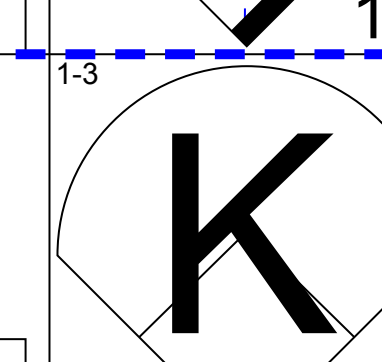
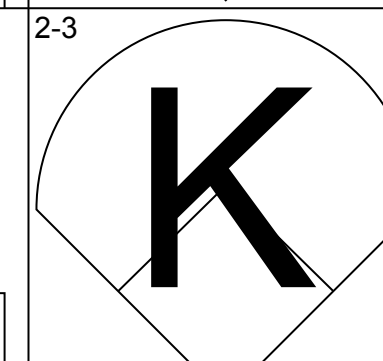
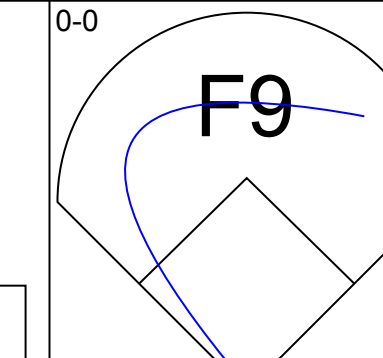
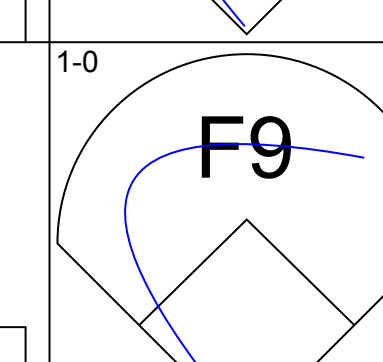
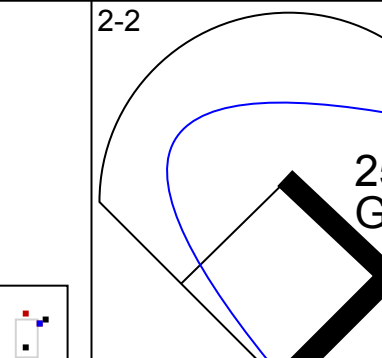
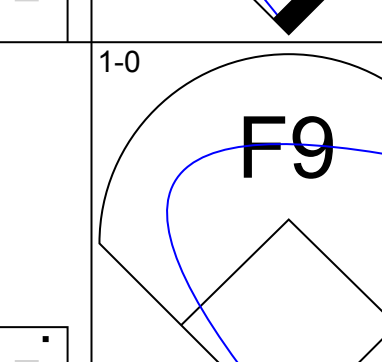
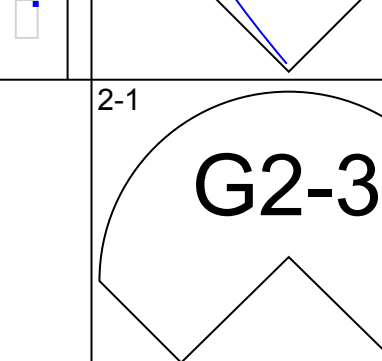
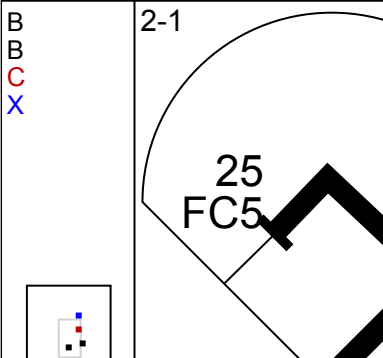
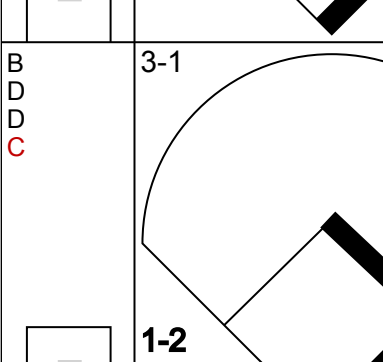
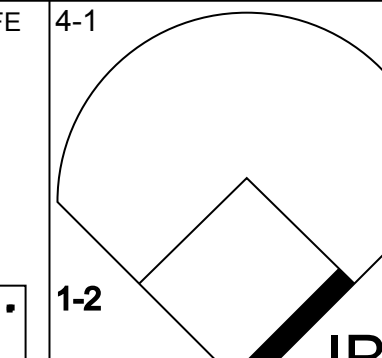
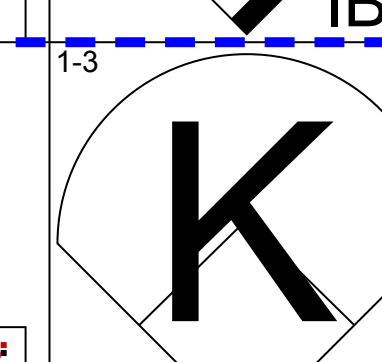
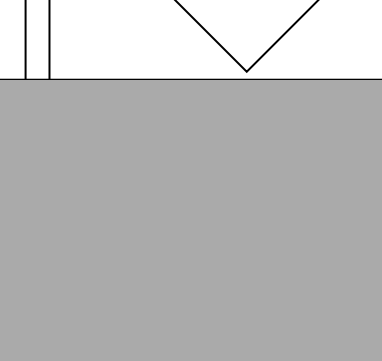
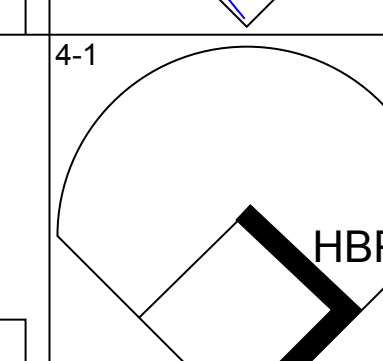
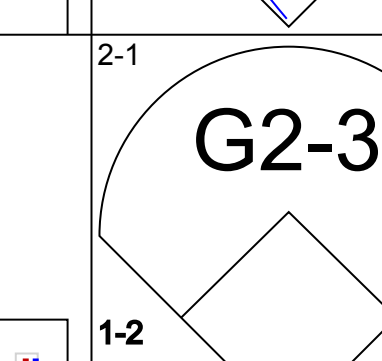
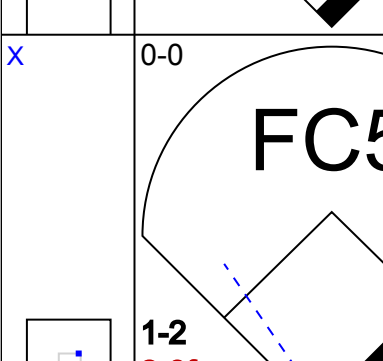
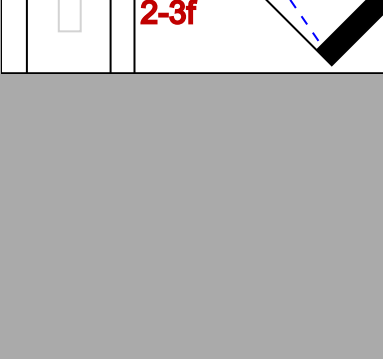
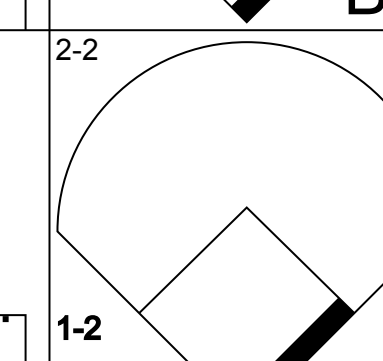
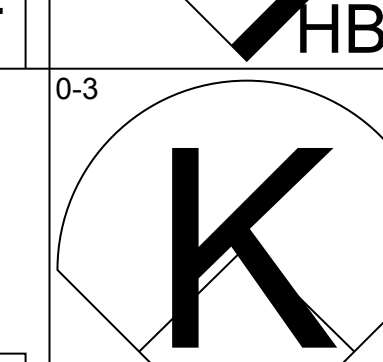
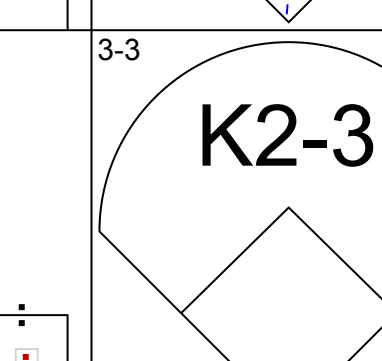
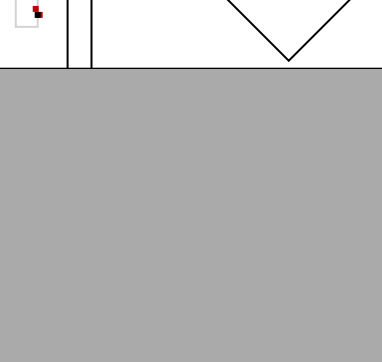


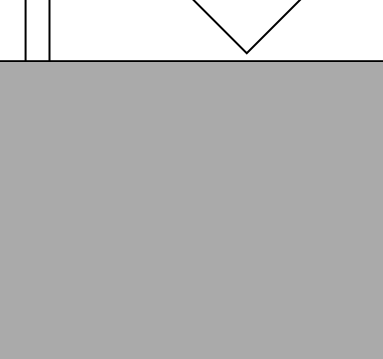
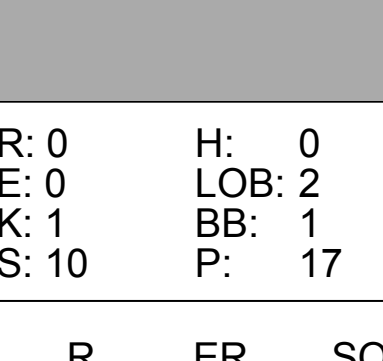


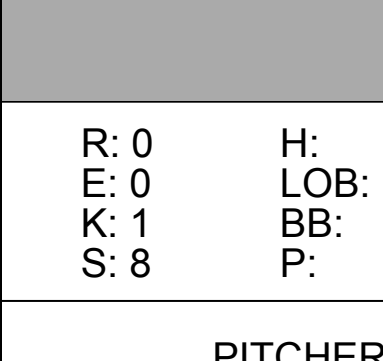



Batter	1	2	3	4	5	6	7	8	9	AB	R	H	RBI	BB	SO	LOB	TOP					
Esteban German, R (1, 5) OBP: 0.358, SLG: 0.383			L4			G4-3			G5-3	4	0	0	0	0	1	0						
9 David De Jesus, L (1, 8) OBP: 0.330, SLG: 0.378			F7			K				4	0	1	0	0	1	0						
15 Mark Grudzielanek, R (1, 4) OBP: 0.313, SLG: 0.383				K						4	0	0	0	0	1	1						
29 Mike Sweeney, R (1, 10) OBP: 0.311, SLG: 0.413 Angel Berroa, R (7, PR) OBP: 0.167, SLG: 0.091 (7, 10)		 		G1-3					 	3	0	2	0	0	0	0						
24 Mark Teahen, L (1, 9) OBP: 0.363, SLG: 0.416				 						3	0	1	0	0	2	2						
Emil Brown, R (1, 7) OBP: 0.282, SLG: 0.315		 		 		K			G6-3	3	0	1	0	0	1	0						
14 John Buck, R (1, 2) OBP: 0.375, SLG: 0.586						F9			F9	3	0	0	0	0	0	2						
43 Ryan Shealy, R (1, 3) OBP: 0.273, SLG: 0.299						K			G6-3	3	0	0	0	0	2	2						
1 Tony Pena Jr., R (1, 6) OBP: 0.291, SLG: 0.343						G5-3			F9	3	0	0	0	0	0	0						
Inning Stats	R: 0 E: 0 K: 1 S: 5	H: 0 LOB: 0 BB: 0 P: 6	R: 0 E: 0 K: 2 S: 17	H: 2 LOB: 2 BB: 0 P: 21	R: 0 E: 0 K: 0 S: 6	H: 0 LOB: 0 BB: 0 P: 11	R: 0 E: 0 K: 1 S: 10	H: 1 LOB: 0 BB: 0 P: 13	R: 0 E: 0 K: 2 S: 11	H: 0 LOB: 0 BB: 0 P: 16	R: 0 E: 0 K: 1 S: 6	H: 0 LOB: 0 BB: 0 P: 9	R: 0 E: 0 K: 1 S: 7	H: 1 LOB: 1 BB: 0 P: 12	R: 0 E: 0 K: 0 S: 7	H: 0 LOB: 0 BB: 0 P: 12	R: 0 E: 0 K: 0 S: 8	H: 1 LOB: 1 BB: 0 P: 11	1B: 5 2B: 1 3B: 0 HR: 0	SF: 0 SAC: 0 DP: 1 HBP: 0	WP: 0 PB: 0 SB: 0 CS: 2	PA: 31
PITCHER CC Sabathia, L (1, 1) ERA: 3.4	IP: 9.0 WLS: W BF: 30	H: 5 R: 0 ER: 0 SO: 8	BB: 0 IBB: 0 HBP: 0 BLK: 0	WP: 0 HR: 0 S: 77 P: 111	ERA: 0.00 WHIP: 0.556	PITCHER										IP: 9.0 WLS: W BF: 30	H: 5 R: 0 ER: 0 SO: 8	BB: 0 IBB: 0 HBP: 0 BLK: 0	WP: 0 HR: 0 S: 77 P: 111	ERA: 0.00 WHIP: 0.556		

Kansas City Royals @ Cleveland Indians
 Jacobs Field, Cleveland, OH
 Tue Jun 05 2007, 7:05 PM EDT
 Att: 14,036 - Overcast - 57 F

livebaseballscorecards.com

AB 30
R 0
H 5
RBI 0
BB 0
SO 8
LOB 7



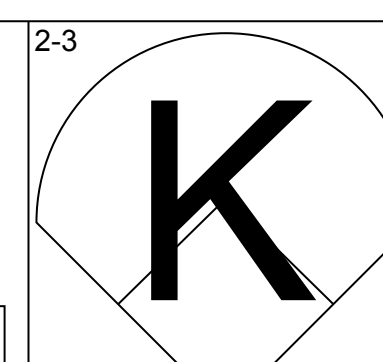
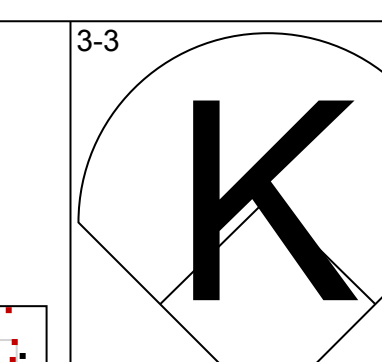
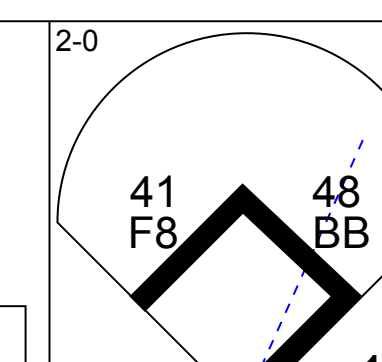
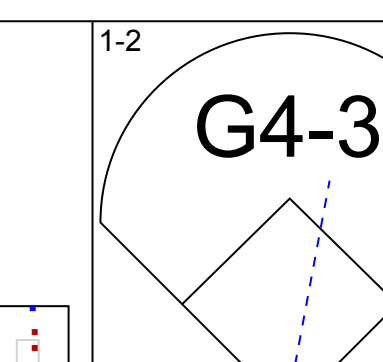
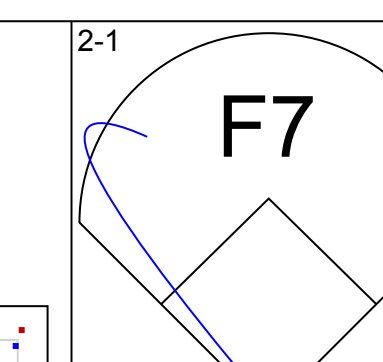

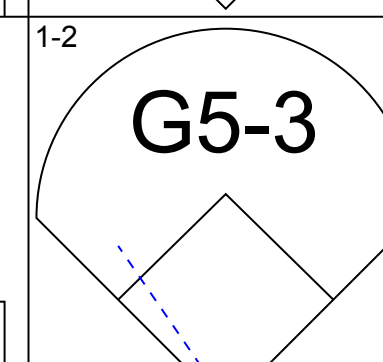
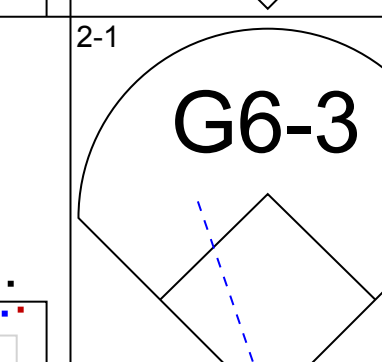
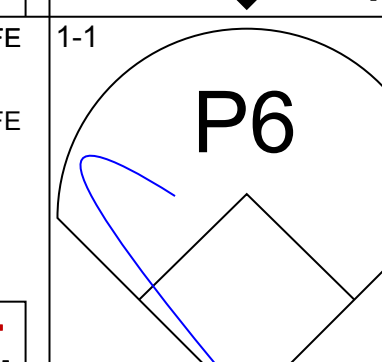
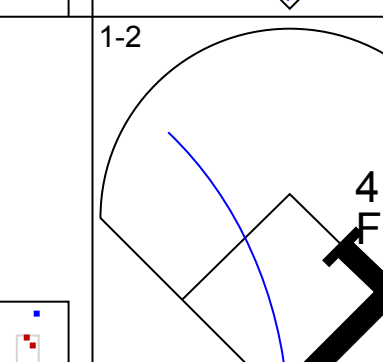
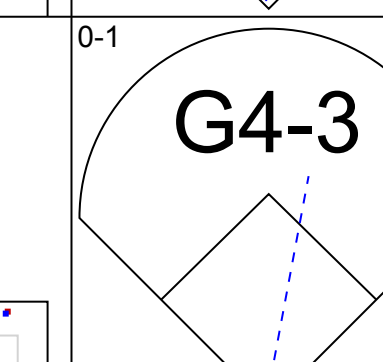
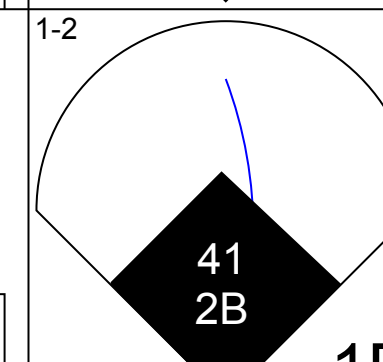
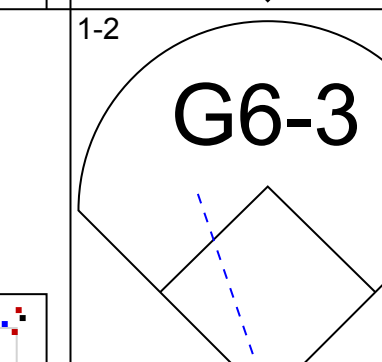
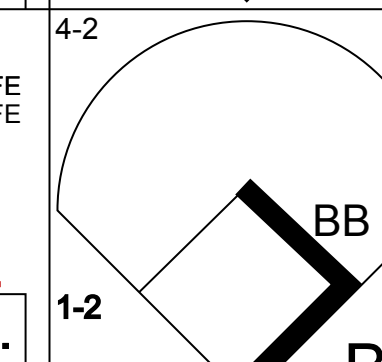
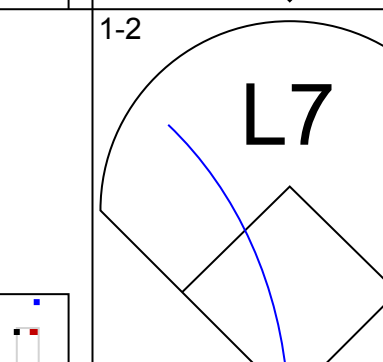
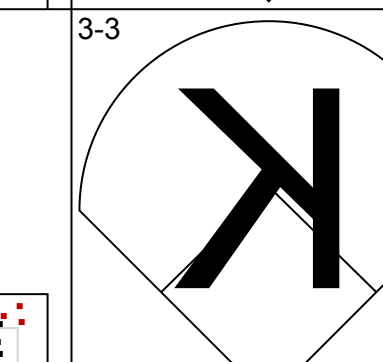
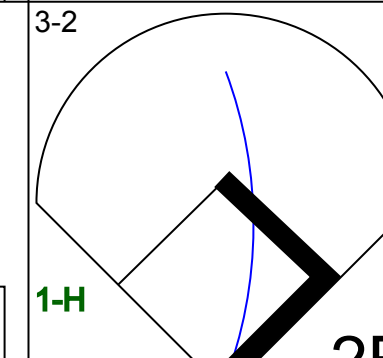
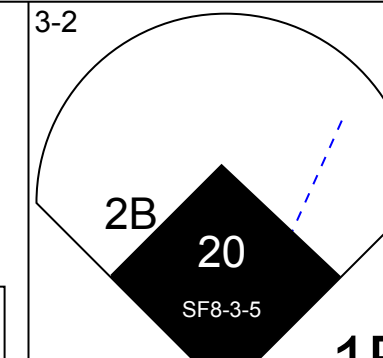
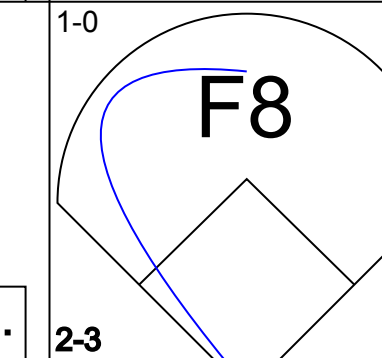
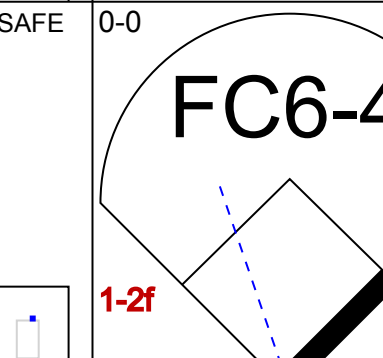
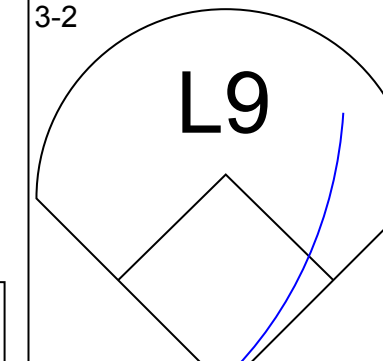
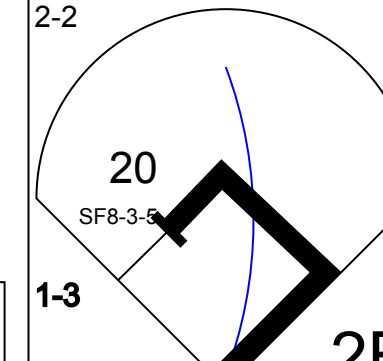
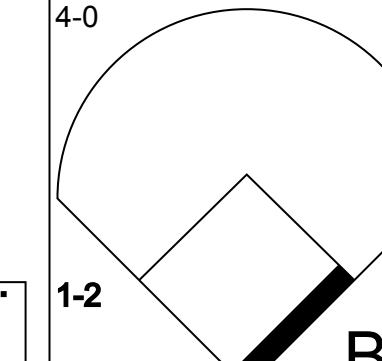
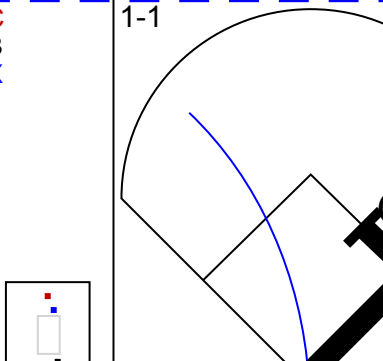
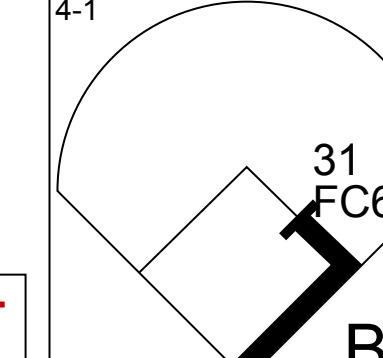
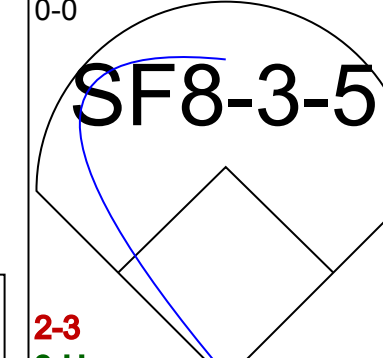
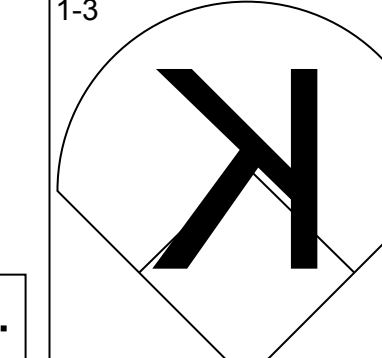
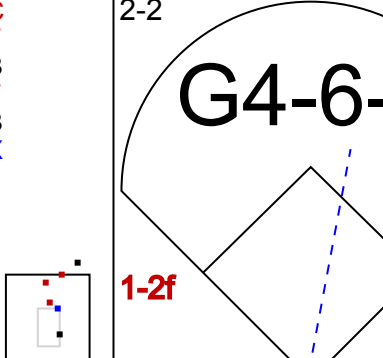

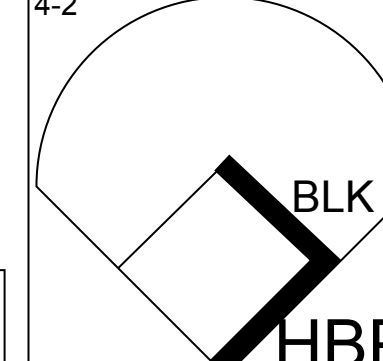
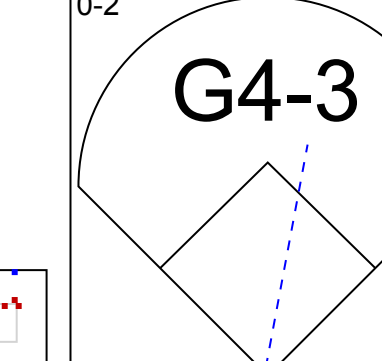
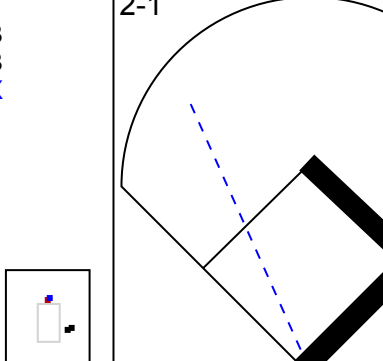

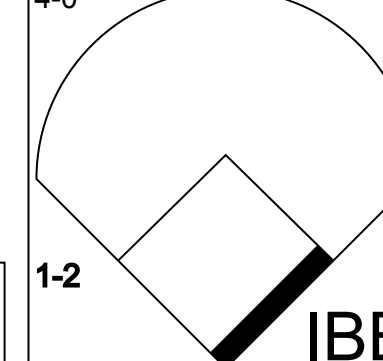
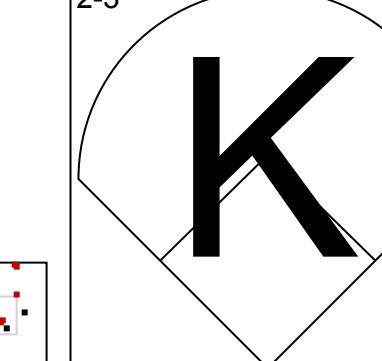
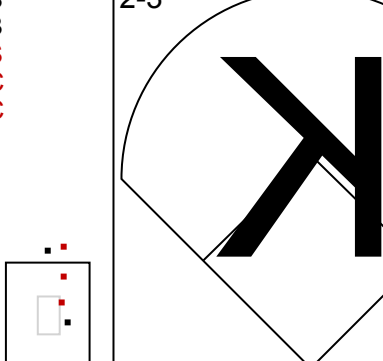

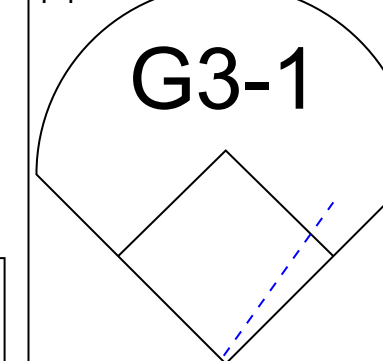
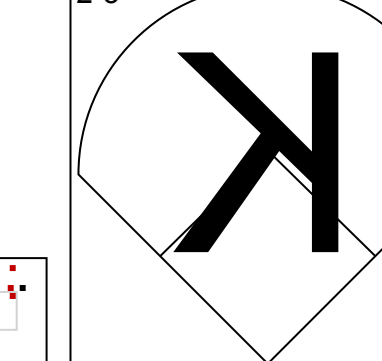
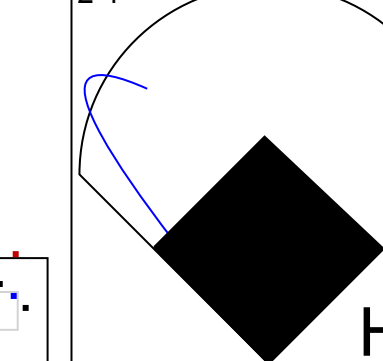
Batter	1	2	3	4	5	6	7	8	9	AB	R	H	RBI	BB	SO	LOB	BOTTOM			
24 Grady Sizemore, L (1, 8) OBP: 0.394, SLG: 0.468			K						F9	4	0	0	0	0	1	0				
Casey Blake, R (1, 5) OBP: 0.370, SLG: 0.498			P6			K			 	4	0	1	0	0	1	0				
48 Travis Hafner, L (1, 10) OBP: 0.421, SLG: 0.472			K			F8			K	4	0	0	0	0	3	1				
41 Victor Martinez, S (1, 2) OBP: 0.386, SLG: 0.558		 		  		 			  	3	0	2	0	1	0	0				
2 Johnny Peralta, R (1, 6) OBP: 0.370, SLG: 0.515						 			K	3	0	0	0	1	1	3				
25 Ryan Garko, R (1, 3) OBP: 0.391, SLG: 0.509		 		 		 			K	2	0	0	0	1	0	3				
Jason Michaels, R (1, 7) OBP: 0.330, SLG: 0.434		 				 			F8	2	0	0	0	0	1	1				
29 Josh Barfield, R (1, 4) OBP: 0.271, SLG: 0.333						G6-3				3	0	1	0	0	1	2				
Franklin Gutierrez, R (1, 9) OBP: 0.231, SLG: 0.462						K			G4-3	3	1	1	1	0	1	0				
Inning Stats	R: 0 E: 0 K: 1 S: 12	H: 0 LOB: 0 BB: 0 P: 16	R: 0 E: 0 K: 1 S: 10	H: 0 LOB: 2 BB: 1 P: 17	R: 1 E: 0 K: 2 S: 11	H: 1 LOB: 0 BB: 0 P: 18	R: 0 E: 0 K: 1 S: 9	H: 1 LOB: 1 BB: 0 P: 17	R: 0 E: 0 K: 1 S: 6	H: 0 LOB: 0 BB: 0 P: 9	R: 0 E: 0 K: 1 S: 8	H: 1 LOB: 2 BB: 1 P: 15	R: 0 E: 0 K: 0 S: 9	H: 1 LOB: 0 BB: 0 P: 14	R: 0 E: 0 K: 2 S: 14	H: 1 LOB: 2 BB: 1 P: 23	1B: 4 2B: 0 3B: 0 HR: 1	SF: 0 SAC: 0 DP: 0 HBP: 1	WP: 2 PB: 0 SB: 0 CS: 0	PA: 32
PITCHER 36 Jorge De La Rosa, L (1, 1) ERA: 4.6 41 Jimmy Cobble, L (8, 1) ERA: 2.57 David Riske, R (8, 1) ERA: 2.81	IP: 7.1 WLS: L BF: 29	H: 2 R: 0 ER: 1 SO: 7	BB: 0 IBB: 1 HBP: 0 BLK: 0	WP: 1 HR: 1 S: 71 P: 115	ERA: 1.23 WHIP: 0.955	PITCHER										IP: 7.1 WLS: L BF: 29	H: 2 R: 0 ER: 1 SO: 7	BB: 0 IBB: 1 HBP: 0 BLK: 0	WP: 1 HR: 1 S: 71 P: 115	ERA: 1.23 WHIP: 0.955

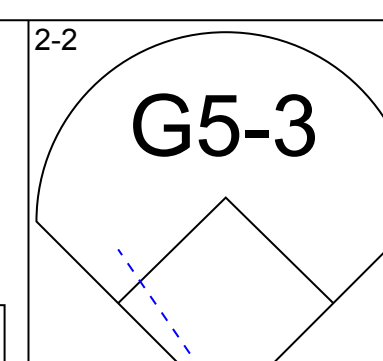
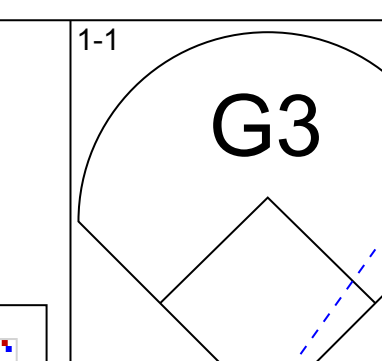
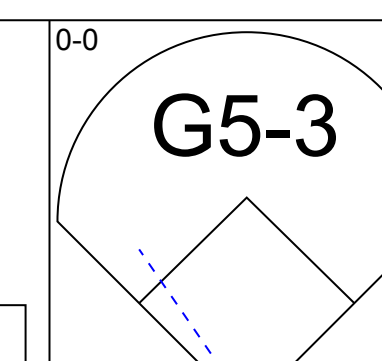
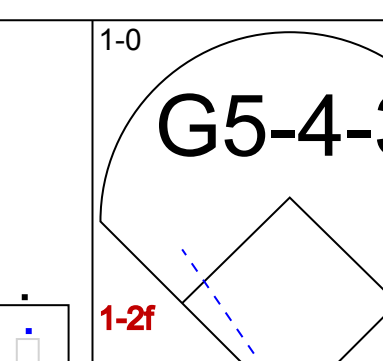

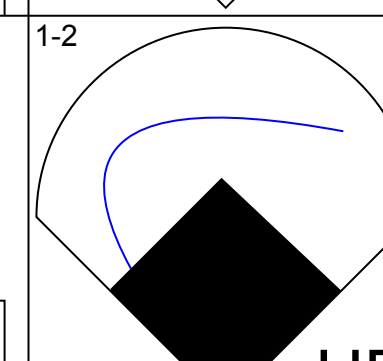
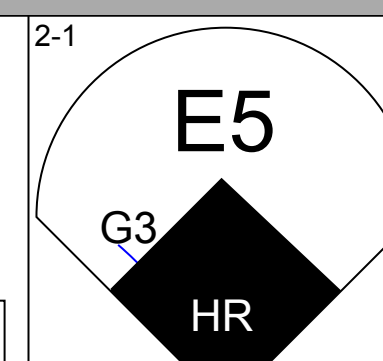
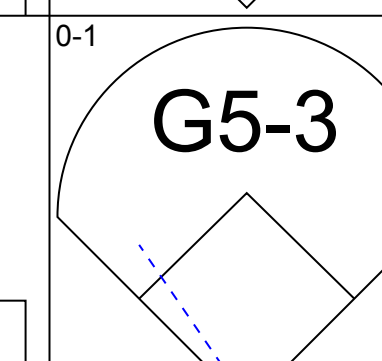
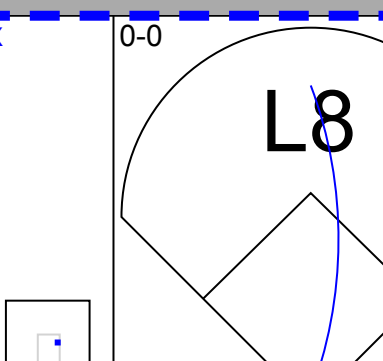
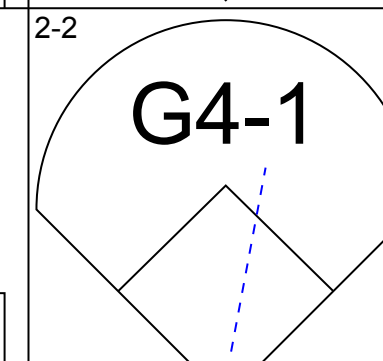
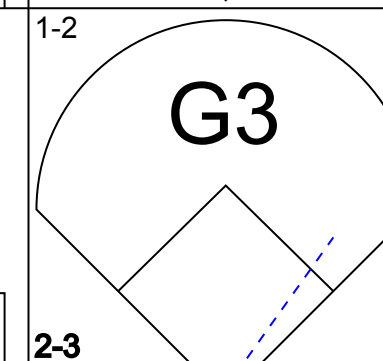
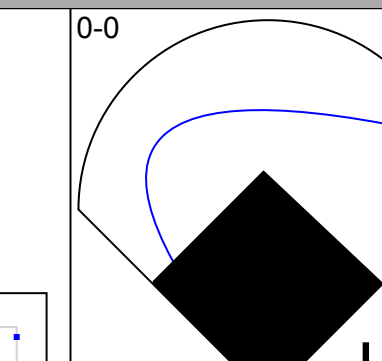
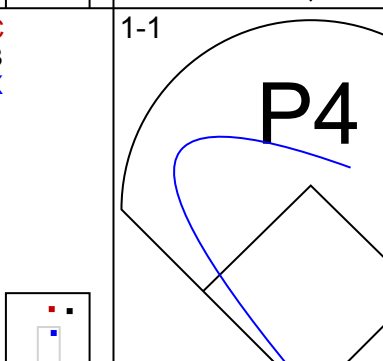
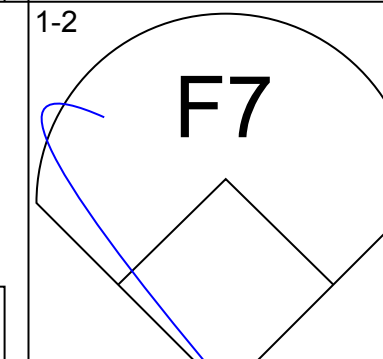
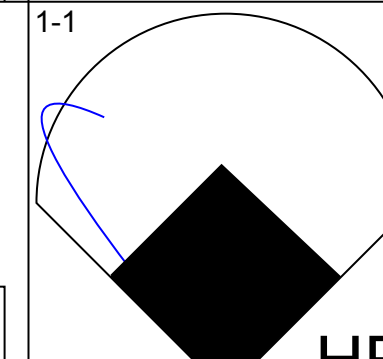
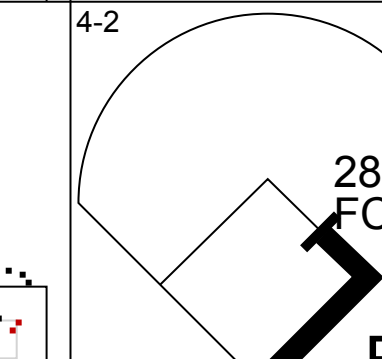
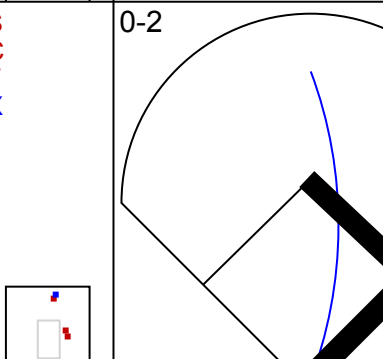
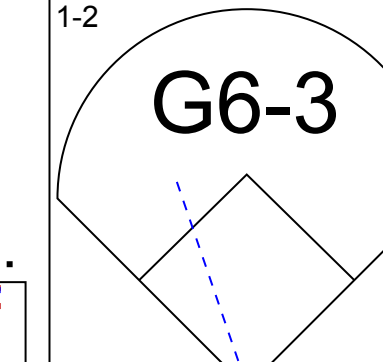
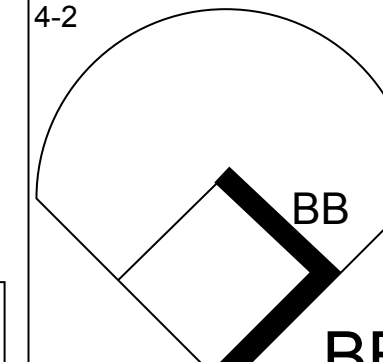
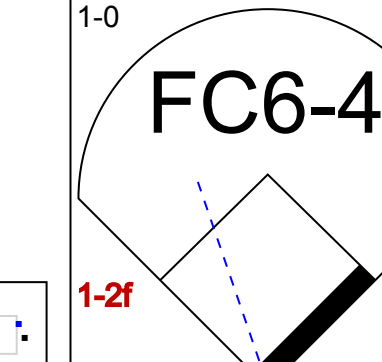
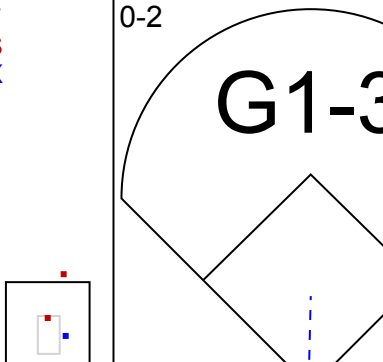
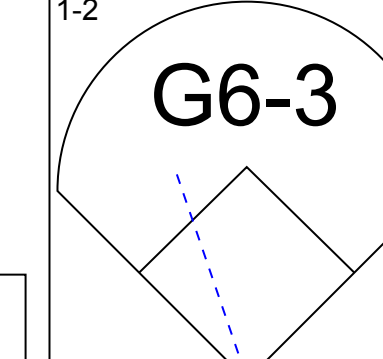
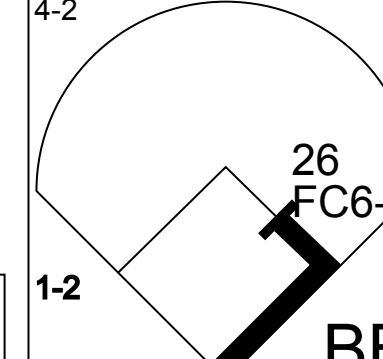
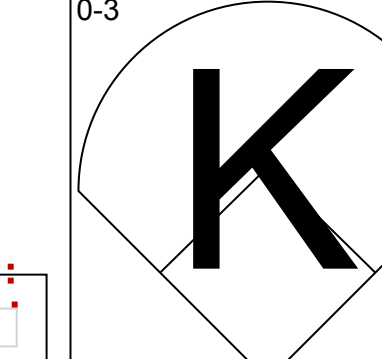

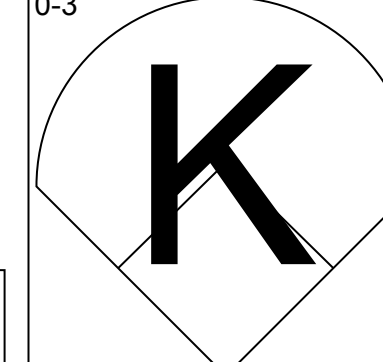
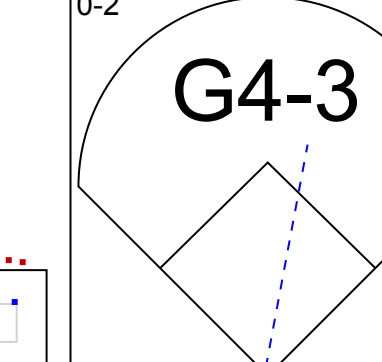
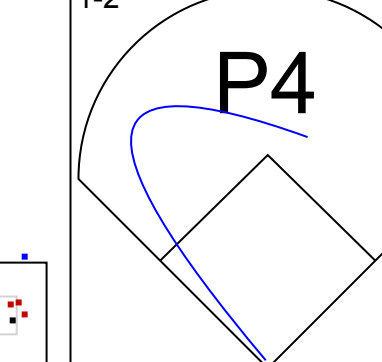
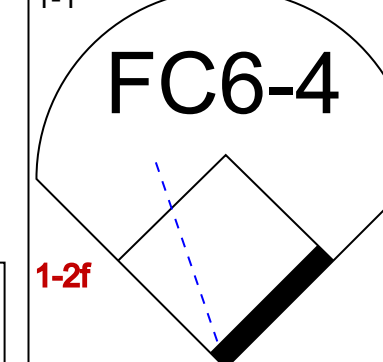
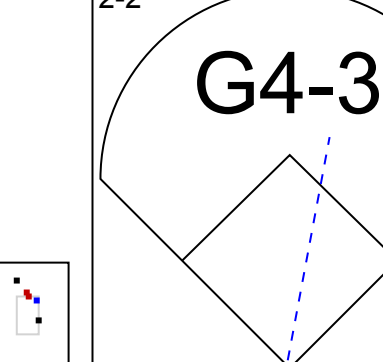
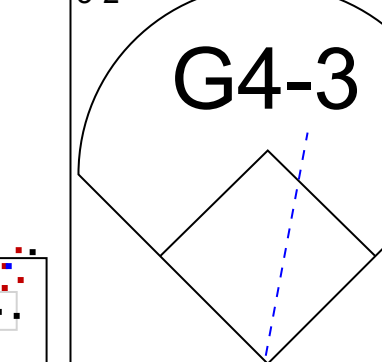
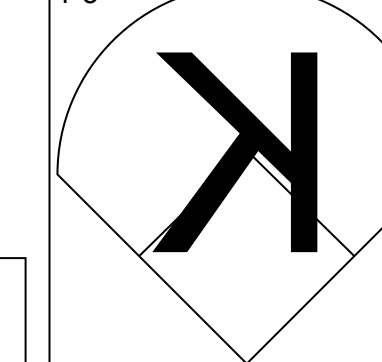
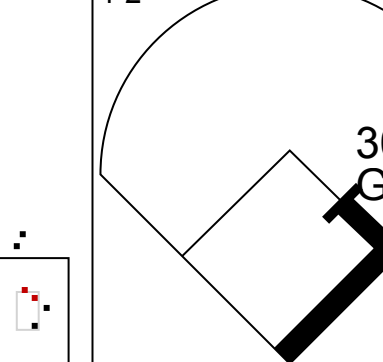
Kansas City Royals @ Cleveland Indians
 Jacobs Field, Cleveland, OH
 Tue Jun 05 2007, 7:05 PM EDT
 Att: 14,036 - Overcast - 57 F

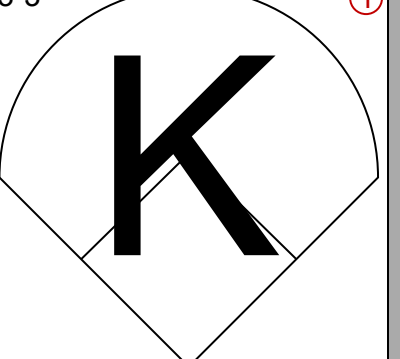
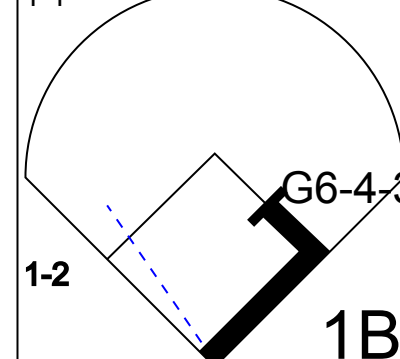
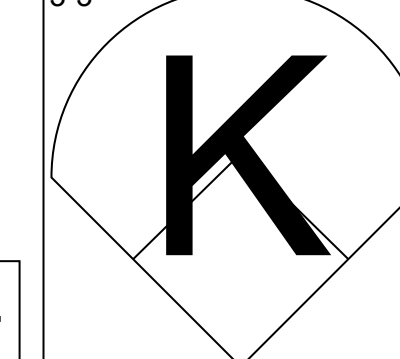
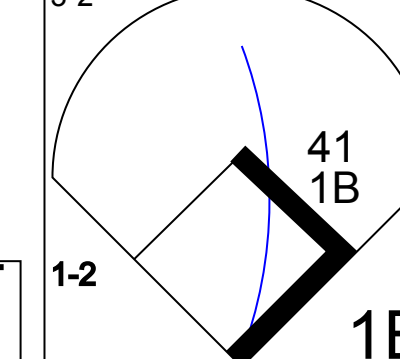
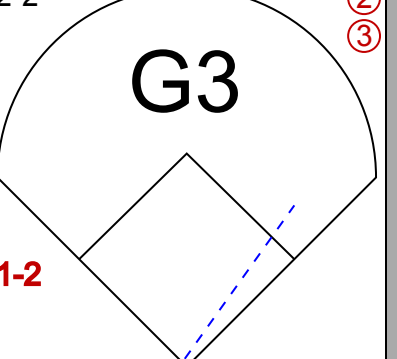
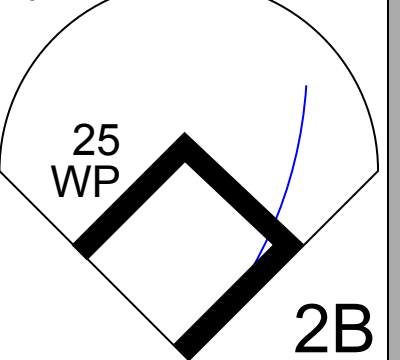
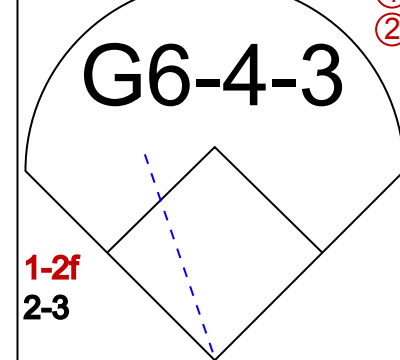
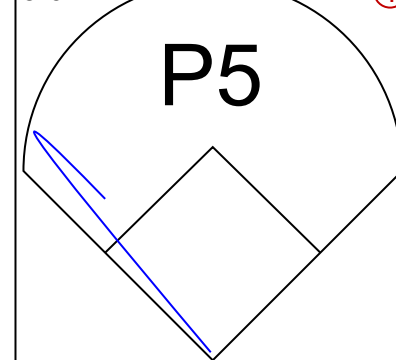
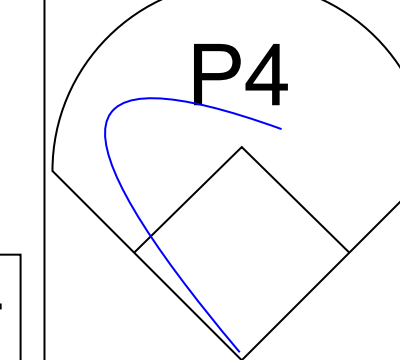
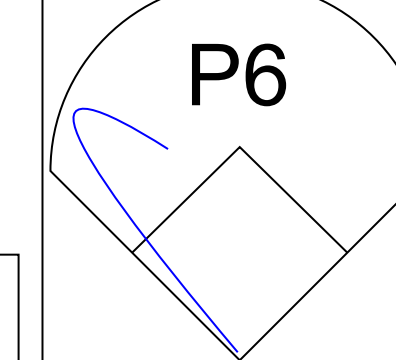
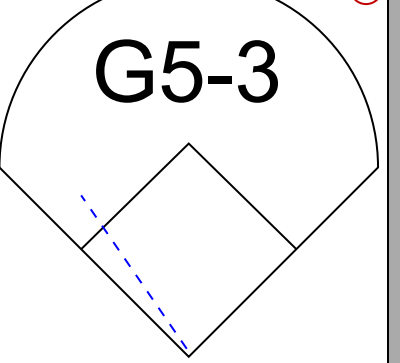

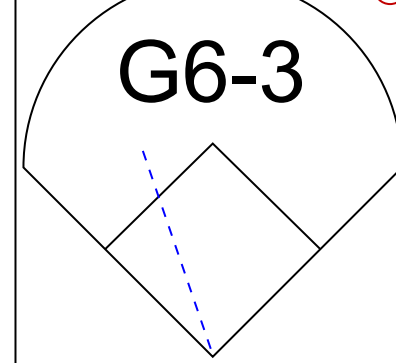
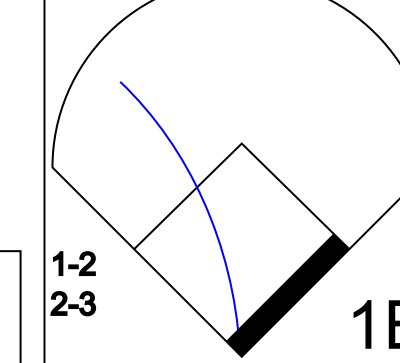
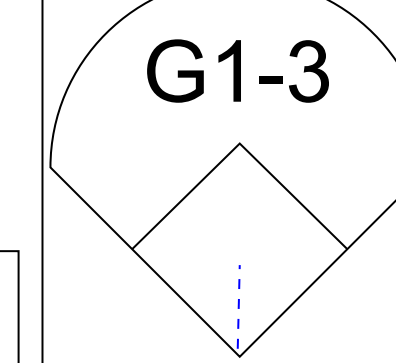
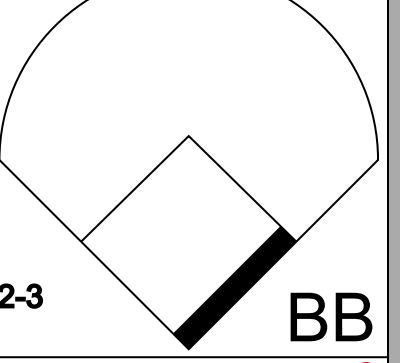
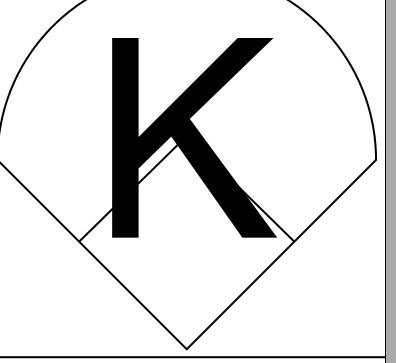
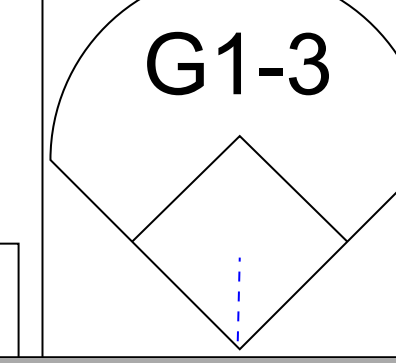
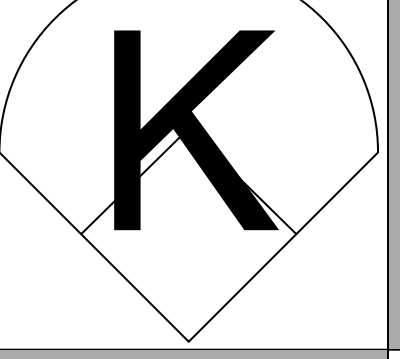
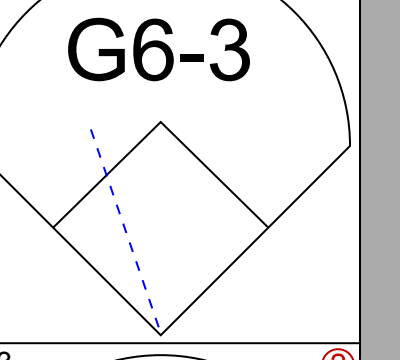
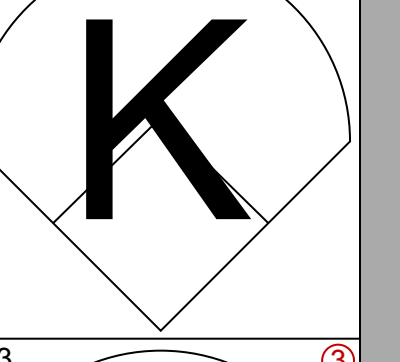
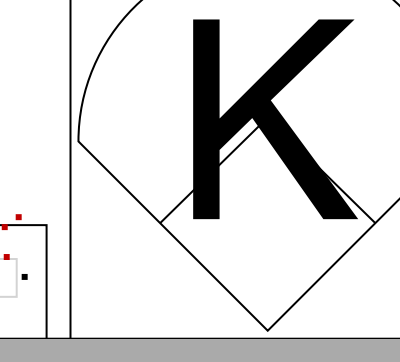
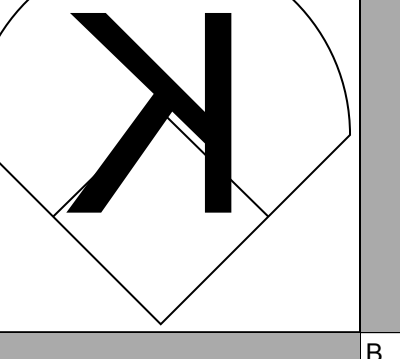
livebaseballscorecards.com

AB 28
R 1
H 5
RBI 1
BB 3
SO 9
LOB 10



Batter	1	2	3	4	5	6	7	8	9	AB	R	H	RBI	BB	SO	LOB	TOP			
24 Grady Sizemore, L OBP: 0.394, SLG: 0.466										5	0	1	0	0	2	0	<p>Cleveland Indians @ Cincinnati Reds Great American Ball Park, Cincinnati, OH Fri Jun 08 2007, 7:10 PM EDT Att: 38,696 - Partly Cloudy - 82 F</p> <p>AB 33 R 3 H 9 RBI 3 BB 4 SO 7 LOB 16</p> 			
Casey Blake, R OBP: 0.366, SLG: 0.495										5	0	1	0	0	0	1				
48 Travis Hafner, L OBP: 0.426, SLG: 0.471										4	1	1	0	1	1	1				
41 Victor Martinez, S OBP: 0.379, SLG: 0.552										4	1	2	1	0	0	3				
Trot Nixon, L OBP: 0.349, SLG: 0.372 Jason Michaels, R OBP: 0.345, SLG: 0.471										2	0	1	0	1	0	1				
20 David Dellucci, L OBP: 0.305, SLG: 0.387 Franklin Gutierrez, R OBP: 0.283, SLG: 0.556										1	0	0	1	1	1	3				
29 Josh Barfield, R OBP: 0.280, SLG: 0.348										3	0	1	0	0	0	1				
Mike Rouse, L OBP: 0.208, SLG: 0.140 2 Jhonny Peralta, R OBP: 0.364, SLG: 0.590										2	0	0	0	1	1	1				
31 Cliff Lee, L Roberto Hernandez, R 47 Joe Borowski, R 25 Ryan Garko, R										3	0	0	0	0	1	3				
Inning Stats	R: 1 E: 0 K: 1 S: 19	H: 2 LOB: 1 BB: 0 P: 29	R: 0 E: 0 K: 0 S: 10	H: 0 LOB: 1 BB: 1 P: 18	R: 0 E: 0 K: 1 S: 8	H: 0 LOB: 0 BB: 0 P: 14	R: 1 E: 0 K: 0 S: 16	H: 2 LOB: 2 BB: 1 P: 30	R: 0 E: 0 K: 1 S: 10	H: 1 LOB: 3 BB: 2 P: 23	R: 0 E: 0 K: 0 S: 10	H: 1 LOB: 1 BB: 0 P: 13	R: 0 E: 0 K: 1 S: 11	H: 2 LOB: 1 BB: 0 P: 18	R: 1 E: 0 K: 1 S: 9	H: 1 LOB: 0 BB: 0 P: 16		1B: 5 2B: 4 3B: 0 HR: 1	SF: 1 SAC: 0 DP: 2 HBP: 1	WP: 0 PB: 0 SB: 0 CS: 0
PITCHER	IP WLS BF H R ER SO BB IBB HBP BLK WP HR S P ERA WHIP																			
34 Homer Bailey, R ERA: 3.6	5.0 W 24 5 2 2 3 3 1 1 1 0 0 63 114 3.60 1.600																			
29 Mike Stanton, L ERA: 4.53	2.0 H 7 1 0 0 2 0 0 0 0 0 0 22 29 0.00 0.500																			
40 Jon Coutlangus, L ERA: 5.03	0.0 1 1 0 0 0 0 0 0 0 0 0 2 3 ∞ ∞																			
38 Gary Majewski, R ERA: 9.64	0.2 H 2 1 0 0 0 0 0 0 0 0 0 6 10 0.00 1.500																			
25 David Weathers, R ERA: 3.99	1.1 S 5 1 1 1 2 0 0 0 0 0 0 1 12 21 6.75 0.750																			

Batter	1	2	3	4	5	6	7	8	9	AB	R	H	RBI	BB	SO	LOB	BOTTOM			
30 Norris Hopper, R OBP: 0.333, SLG: 0.377										4	0	0	0	0	0	1	<p>Cleveland Indians @ Cincinnati Reds Great American Ball Park, Cincinnati, OH Fri Jun 08 2007, 7:10 PM EDT Att: 38,696 - Partly Cloudy - 82 F</p> <p>AB 28 R 4 H 4 RBI 4 BB 4 SO 3 LOB 10</p> 			
4 Brandon Phillips, R OBP: 0.332, SLG: 0.496										4	2	1	1	0	0	0				
Ken Griffey Jr., L OBP: 0.382, SLG: 0.536										4	1	1	1	0	0	1				
Jeff Conine, R OBP: 0.349, SLG: 0.451										3	1	2	2	1	0	0				
28 Edwin Encarnación, R OBP: 0.364, SLG: 0.416										3	0	0	0	1	0	2				
Adam Dunn, L OBP: 0.351, SLG: 0.528 33 Josh Hamilton, L OBP: 0.354, SLG: 0.516										2	0	0	0	1	1	1				
2 Alex Gonzalez, R OBP: 0.316, SLG: 0.502										3	0	0	0	0	1	3				
26 David Ross, R OBP: 0.252, SLG: 0.333										3	0	0	0	0	0	2				
34 Homer Bailey, R Chad Moeller, R 29 Mike Stanton, L Scott Hatteberg, L 40 Jon Coutlangus, L 38 Gary Majewski, R 25 David Weathers, R										1	0	0	0	0	0	0				
Inning Stats	R: 1 E: 0 K: 0 S: 13	H: 1 LOB: 0 BB: 0 P: 19	R: 0 E: 0 K: 0 S: 8	H: 0 LOB: 0 BB: 0 P: 11	R: 0 E: 0 K: 0 S: 11	H: 0 LOB: 0 BB: 0 P: 16	R: 2 E: 1 K: 1 S: 22	H: 1 LOB: 2 BB: 2 P: 35	R: 0 E: 0 K: 1 S: 6	H: 0 LOB: 0 BB: 0 P: 7	R: 1 E: 0 K: 0 S: 10	H: 1 LOB: 1 BB: 1 P: 15	R: 0 E: 0 K: 0 S: 6	H: 0 LOB: 0 BB: 1 P: 13	R: 0 E: 0 K: 0 S: 10	H: 1 LOB: 1 BB: 0 P: 11		1B: 0 2B: 1 3B: 0 HR: 3	SF: 0 SAC: 0 DP: 1 HBP: 0	WP: 0 PB: 0 SB: 0 CS: 0
PITCHER	IP WLS BF H R ER SO BB IBB HBP BLK WP HR S P ERA WHIP																			
31 Cliff Lee, L ERA: 6.11	6.0 L 25 3 4 3 3 3 0 0 0 0 0 3 70 103 4.50 1.000																			
Roberto Hernandez, R ERA: 5.87	1.0 3 0 0 0 0 1 0 0 0 0 0 6 13 0.00 1.000																			
47 Joe Borowski, R ERA: 6.96	1.0 4 1 0 0 0 0 0 0 0 0 0 0 10 11 0.00 1.000																			

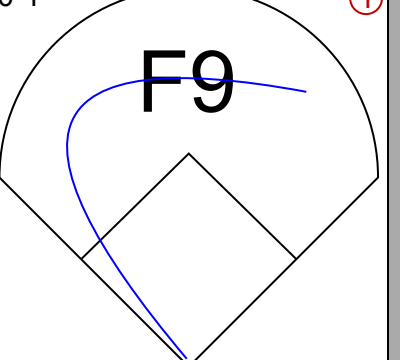
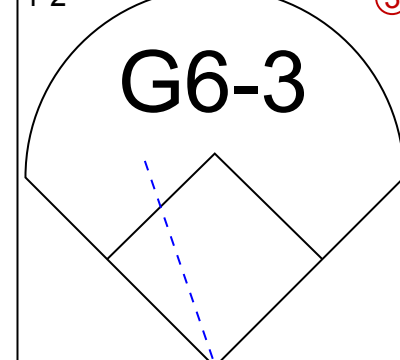
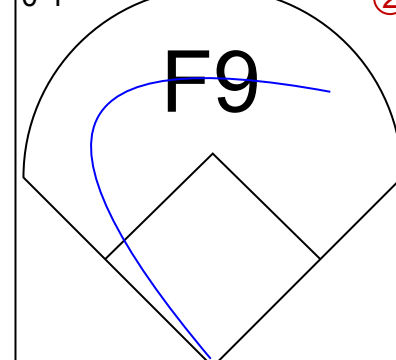

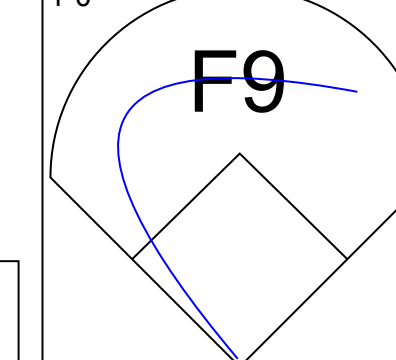
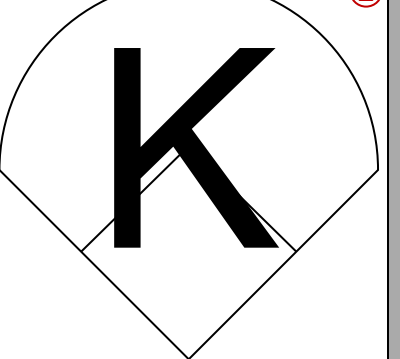
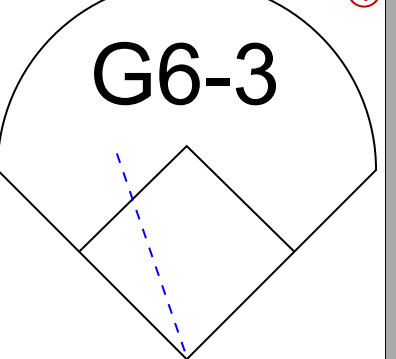
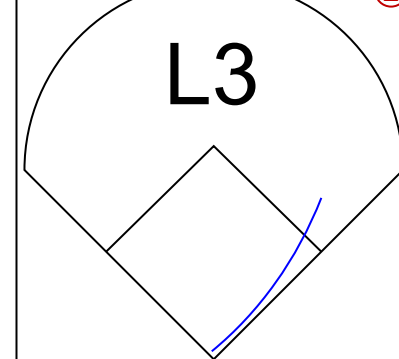
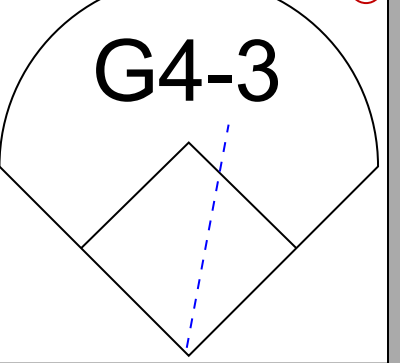
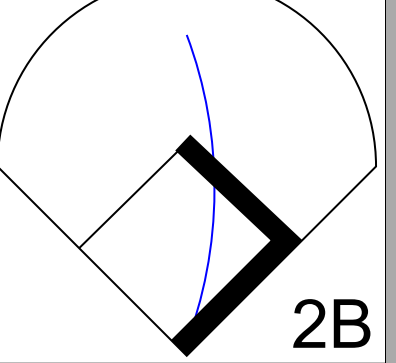
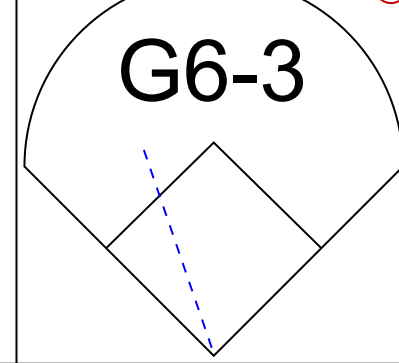
Batter	1	2	3	4	5	6	7	8	9	10	11	12	AB	R	H	RBI	BB	SO	LOB	TOP							
24 Grady Sizemore, L (1.8) OBP: 0.400, SLG: 0.483														5	0	2	0	0	2	1							
Casey Blake, R (1.5) OBP: 0.368, SLG: 0.489														5	0	1	0	0	0	4							
41 Victor Martinez, S (1.2) OBP: 0.378, SLG: 0.543														5	0	1	0	0	1	2							
25 Ryan Garko, R (1.3) OBP: 0.393, SLG: 0.503														4	0	0	0	1	2	3							
40 Tom Mastny, R (1.1) OBP: 0.345, SLG: 0.392														0	0	0	0	0	0	0							
46 Aaron Fultz, L (1.1) OBP: 0.345, SLG: 0.392														0	0	0	0	0	0	0							
59 Matt Miller, R (1.2) OBP: 0.378, SLG: 0.543														0	0	0	0	0	0	0							
Trot Nixon, L (1.9) OBP: 0.345, SLG: 0.392														3	0	0	0	2	1	2							
Jason Michaels, R (1.2) OBP: 0.339, SLG: 0.452														0	0	0	0	0	0	0							
2 Johnny Peralta, R (1.6) OBP: 0.359, SLG: 0.502														4	0	0	0	0	1	1							
20 David Dellucci, L (1.7) OBP: 0.291, SLG: 0.392														3	0	0	0	0	3	1							
Franklin Gutierrez, R (8.7) OBP: 0.217, SLG: 0.455														2	0	0	0	0	0	2							
29 Josh Barfield, R (1.4) OBP: 0.282, SLG: 0.347														4	0	1	0	0	1	0							
CC Sabathia, L (1.1) OBP: 0.197, SLG: 0.167														3	0	2	0	0	0	0							
48 Travis Hafner, L (10. PH) OBP: 0.144, SLG: 0.155														1	0	0	0	0	0	1							
63 Rafael Betancourt, R (10.1) OBP: 0.208, SLG: 0.140														0	0	0	0	0	0	0							
Mike Rouse, L (11.5) OBP: 0.208, SLG: 0.140														0	0	0	0	0	0	0							
Inning Stats	R: 0 E: 0 K: 2 S: 13	H: 1 LOB: 2 BB: 1 P: 23	R: 0 E: 0 K: 2 S: 11	H: 0 LOB: 0 BB: 0 P: 17	R: 0 E: 0 K: 1 S: 12	H: 2 LOB: 1 BB: 0 P: 18	R: 0 E: 0 K: 2 S: 13	H: 0 LOB: 1 BB: 1 P: 22	R: 0 E: 0 K: 1 S: 9	H: 0 LOB: 0 BB: 0 P: 14	R: 0 E: 0 K: 2 S: 10	H: 0 LOB: 0 BB: 0 P: 10	R: 0 E: 0 K: 1 S: 7	H: 0 LOB: 0 BB: 0 P: 10	R: 0 E: 0 K: 0 S: 9	H: 1 LOB: 0 BB: 0 P: 15	R: 0 E: 0 K: 0 S: 5	H: 0 LOB: 0 BB: 0 P: 10	R: 0 E: 0 K: 0 S: 4	H: 0 LOB: 1 BB: 1 P: 12	1B: 6 2B: 2 3B: 0 HR: 0	SF: 0 SAC: 1 DP: 2 HBP: 0	WP: 1 PA: 43 PB: 1 SB: 0 CS: 1				
PITCHER	IP WLS BF H R ER SO BB IBB HBP BLK WP HR S P ERA WHIP	39 Aaron Harang, R (1.1) ERA: 3.93	29 Mike Stanton, L (8.1) ERA: 4.38	25 David Weathers, R (9.1) ERA: 3.73	38 Gary Majewski, R (10.1) ERA: 11.81	40 Jon Coutlangus, L (10.1) ERA: 4.54	PITCHER	IP WLS BF H R ER SO BB IBB HBP BLK WP HR S P ERA WHIP	59 Marcus McBeth, R (11.1) ERA: 2.7	39 Aaron Harang, R (1.1) ERA: 3.93	29 Mike Stanton, L (8.1) ERA: 4.38	25 David Weathers, R (9.1) ERA: 3.73	38 Gary Majewski, R (10.1) ERA: 11.81	40 Jon Coutlangus, L (10.1) ERA: 4.54	59 Marcus McBeth, R (11.1) ERA: 2.7	39 Aaron Harang, R (1.1) ERA: 3.93	29 Mike Stanton, L (8.1) ERA: 4.38	25 David Weathers, R (9.1) ERA: 3.73	38 Gary Majewski, R (10.1) ERA: 11.81	40 Jon Coutlangus, L (10.1) ERA: 4.54	59 Marcus McBeth, R (11.1) ERA: 2.7	39 Aaron Harang, R (1.1) ERA: 3.93	29 Mike Stanton, L (8.1) ERA: 4.38	25 David Weathers, R (9.1) ERA: 3.73	38 Gary Majewski, R (10.1) ERA: 11.81	40 Jon Coutlangus, L (10.1) ERA: 4.54	59 Marcus McBeth, R (11.1) ERA: 2.7

Cleveland Indians @ Cincinnati Reds
Great American Ball Park, Cincinnati, OH

Sun Jun 10 2007, 1:15 PM EDT
Att. 30,842 - Sunny - 77 F

AB 39
R 0
H 7
RBI 0
BB 3
SO 11
LOB 17




Batter	1	2	3	4	5	6	7	8	9	10	11	12	AB	R	H	RBI	BB	SO	LOB	BOTTOM								
30 Norris Hopper, R (1.9) OBP: 0.333, SLG: 0.388													3	0	0	0	0	0	0									
Ken Griffey Jr., L (11. PH) OBP: 0.385, SLG: 0.552													1	0	0	0	0	0	2									
4 Brandon Phillips, R (1.4) OBP: 0.324, SLG: 0.480														5	0	0	0	0	1	3								
Adam Dunn, L (1.7) OBP: 0.348, SLG: 0.523														5	0	1	0	0	1	1								
Jeff Conine, R (1.3) OBP: 0.351, SLG: 0.467														4	0	1	0	0	1	1								
59 Marcus McBeth, R (11.1) OBP: 0.222, SLG: 0.333														0	0	0	0	0	0	0								
Chad Moeller, R (12. PH) OBP: 0.222, SLG: 0.333														1	1	1	0	0	0	0								
28 Edwin Encarnación, R (1.5) OBP: 0.355, SLG: 0.400														4	0	0	0	1	2	2								
33 Josh Hamilton, L (1.8) OBP: 0.380, SLG: 0.515														4	0	0	0	1	1	2								
2 Alex Gonzalez, R (1.6) OBP: 0.311, SLG: 0.489														5	0	2	1	0	1	2								
26 David Ross, R (1.2) OBP: 0.245, SLG: 0.324														3	0	0	0	0	1	0								
39 Aaron Harang, R (1.1) ERA: 3.93														2	0	0	0	0	0	0								
29 Mike Stanton, L (8.1) ERA: 4.38														0	0	0	0	0	0	0								
25 David Weathers, R (9.1) ERA: 3.73														0	0	0	0	0	0	0								
9 Juan Castro, R (9. PH) ERA: 5.28														1	0	1	0	0	0	0								
38 Gary Majewski, R (10.1) ERA: 11.81														0	0	0	0	0	0	0								
40 Jon Coutlangus, L (10.1) ERA: 4.54														0	0	0	0	0	0	0								
Scott Hatteberg, R (11.3) ERA: 4.54														0	0	0	0	1	0	0								
Inning Stats	R: 0 E: 0 K: 1 S: 9	H: 0 LOB: 0 BB: 0 P: 13	R: 0 E: 0 K: 0 S: 10	H: 1 LOB: 1 BB: 1 P: 17	R: 0 E: 0 K: 0 S: 7	H: 0 LOB: 0 BB: 0 P: 10	R: 0 E: 0 K: 1 S: 15	H: 1 LOB: 1 BB: 0 P: 20	R: 0 E: 0 K: 1 S: 7	H: 0 LOB: 0 BB: 0 P: 12	R: 0 E: 0 K: 2 S: 8	H: 0 LOB: 0 BB: 0 P: 11	R: 0 E: 0 K: 0 S: 7	H: 0 LOB: 0 BB: 0 P: 7	R: 0 E: 0 K: 0 S: 6	H: 1 LOB: 1 BB: 0 P: 7	R: 0 E: 0 K: 2 S: 10	H: 0 LOB: 0 BB: 0 P: 12	R: 0 E: 0 K: 0 S: 6	H: 1 LOB: 2 BB: 1 P: 13	R: 1 E: 0 K: 0 S: 5	H: 2 LOB: 2 BB: 1 P: 11	1B: 4 2B: 2 3B: 0 HR: 0	SF: 0 SAC: 2 DP: 1 HBP: 0	WP: 0 PA: 43 PB: 0 SB: 0 CS: 0			
PITCHER	IP WLS BF H R ER SO BB IBB HBP BLK WP HR S P ERA WHIP	CC Sabathia, L (1.1) ERA: 3.93	63 Rafael Betancourt, R (10.1) ERA: 1.32	40 Tom Mastny, R (11.1) ERA: 5.28	46 Aaron Fultz, L (11.1) ERA: 2.04	59 Matt Miller, R (12.1) ERA: 4.54	PITCHER	IP WLS BF H R ER SO BB IBB HBP BLK WP HR S P ERA WHIP	CC Sabathia, L (1.1) ERA: 3.93	63 Rafael Betancourt, R (10.1) ERA: 1.32	40 Tom Mastny, R (11.1) ERA: 5.28	46 Aaron Fultz, L (11.1) ERA: 2.04	59 Matt Miller, R (12.1) ERA: 4.54	CC Sabathia, L (1.1) ERA: 3.93	63 Rafael Betancourt, R (10.1) ERA: 1.32	40 Tom Mastny, R (11.1) ERA: 5.28	46 Aaron Fultz, L (11.1) ERA: 2.04	59 Matt Miller, R (12.1) ERA: 4.54	CC Sabathia, L (1.1) ERA: 3.93	63 Rafael Betancourt, R (10.1) ERA: 1.32	40 Tom Mastny, R (11.1) ERA: 5.28	46 Aaron Fultz, L (11.1) ERA: 2.04	59 Matt Miller, R (12.1) ERA: 4.54	CC Sabathia, L (1.1) ERA: 3.93	63 Rafael Betancourt, R (10.1) ERA: 1.32	40 Tom Mastny, R (11.1) ERA: 5.28	46 Aaron Fultz, L (11.1) ERA: 2.04	59 Matt Miller, R (12.1) ERA: 4.54

Cleveland Indians @ Cincinnati Reds
Great American Ball Park, Cincinnati, OH

Sun Jun 10 2007, 1:15 PM EDT
Att. 30,842 - Sunny - 77 F

AB 38
R 1
H 6
RBI 1
BB 3
SO 8
LOB 13



Batter	1	2	3	4	5	6	7	8	9	AB	R	H	RBI	BB	SO	LOB	TOP			
51 Ichiro Suzuki, L (1, 8) OBP: 0.392, SLG: 0.447	1-1 G3 1B	3-2 1B		1-2 G4-3		2-3 K		3-3 K		5	1	2	0	0	2	1				
Jose Vito, S (1, 10) 16 Willie Bloomquist, R (9, PR) OBP: 0.317, SLG: 0.293	0-1 G3	2-1 F7		1-1 HR 1B		1-3 K			2-2 2B 1B	5	1	2	0	0	1	4				
Jose Guillen, R (1, 9) Jason Ellison, R (9, 9) OBP: 0.208, SLG: 0.174	0-0 2B 1B			0-2 HR 1B		0-1 G6-3			0-0 F8	5	1	2	1	0	0	3				
Raul Ibanez, L (1, 7) OBP: 0.356, SLG: 0.449	0-0 F9			2-0 HR 1B		0-1 HR			1-0 2B 1B	5	2	4	5	0	0	1				
2 Kenji Johjima, R (1, 2) OBP: 0.356, SLG: 0.522	0-1 1B			1-1 L5		0-0 G6-3			1-1 F8	5	0	2	0	0	0	1				
Ben Grossard, L (1, 3) OBP: 0.333, SLG: 0.433	0-2 G4-3			0-1 F8		1-2 G3-1			1-1 F9-2	4	0	0	0	1	0	4				
29 Adrian Beltré, R (1, 5) OBP: 0.311, SLG: 0.467		0-1 G1-3		1-2 4 HR 1B		1-2 G5-3			1-1 L5	4	1	1	0	0	0	2				
4 Jose Lopez, R (1, 4) OBP: 0.332, SLG: 0.440		2-0 G4-3		0-0 HR		1-2 F7			2-0 F8	4	1	1	2	0	0	0				
7 Yuniesky Betancourt, R (1, 6) OBP: 0.324, SLG: 0.429		1-0 51 1B		0-2 P3		2-2 E9 1B			0-1 L6	4	0	2	0	0	0	0				
Inning Stats	R: 1 E: 0 K: 0 S: 11	H: 3 LOB: 2 BB: 0 P: 12	R: 0 E: 0 K: 0 S: 11	H: 2 LOB: 2 BB: 0 P: 19	R: 4 E: 0 K: 0 S: 16	H: 4 LOB: 0 BB: 0 P: 22	R: 2 E: 0 K: 0 S: 11	H: 2 LOB: 0 BB: 0 P: 13	R: 0 E: 0 K: 2 S: 9	H: 1 LOB: 1 BB: 1 P: 16	R: 0 E: 0 K: 0 S: 6	H: 1 LOB: 1 BB: 1 P: 14	R: 0 E: 0 K: 1 S: 11	H: 0 LOB: 0 BB: 0 P: 16	R: 1 E: 0 K: 0 S: 9	H: 3 LOB: 1 BB: 0 P: 14	1B: 11 2B: 3 3B: 1 HR: 3	SF: 0 SAC: 0 DP: 2 HBP: 0	WP: 0 PB: 0 SB: 0 CS: 0	PA: 42
PITCHER	IP	WLS	BF	H	R	ER	SO	BB	IBB	HBP	BLK	WP	HR	S	P	ERA	WHIP			
Paul Byrd, R (1, 1) ERA: 4.5	4.0		23	11	7	7	0	0	0	0	0	0	3	49	66	15.75	2.750			
Fernando Cabrera, R (5, 1) ERA: 4.78	3.0		11	2	0	0	2	0	1	0	0	0	0	26	42	0.00	0.667			
Roberto Hernandez, R (8, 1) ERA: 5.63	1.0		3	0	0	0	1	0	0	0	0	0	0	11	16	0.00	0.000			
47 Joe Borowski, R (9, 1) ERA: 6.75	1.0	L	5	3	1	1	0	0	0	0	0	0	0	9	14	9.00	3.000			

Seattle Mariners @ Cleveland Indians
Jacobs Field, Cleveland, OH
Mon Jun 11 2007, 7:05 PM EDT
Att: 22,325 - Clear - 71 F

AB 41
R 8
H 16
RBI 8
BB 1
SO 3
LOB 16



Batter	1	2	3	4	5	6	7	8	9	AB	R	H	RBI	BB	SO	LOB	BOTTOM					
24 Grady Sizemore, L (1, 8) OBP: 0.405, SLG: 0.484	3-2 F9	3-2 P6			0-1 FC6-2 48 1B	1-1 E 1B		4-2 20 FC3-6	4-2 BB	4	1	2	0	2	0	1						
Jason Michaels, R (1, 7) 20 David Dellucci, L (8, PH) OBP: 0.294, SLG: 0.388	1-0 F7				0-1 FC6-2 48 1B	1-3 K		1-1 FC3-6	0-0 G4-3	4	1	1	0	0	2	2						
Casey Blake, R (1, 5) OBP: 0.372, SLG: 0.496	2-2 48 2B			2-2 F8	2-2 FC6-2 48 1B	2-1 E7		1-2 2B	1-0 2B	5	1	3	2	0	0	3						
48 Travis Hafner, L (1, 10) OBP: 0.417, SLG: 0.461	2-2 2B			0-0 G3	1-2 2B 1B	1-3 P5		1-1 2B	4-0 IBB	4	0	2	2	1	0	2						
2 Johnny Peralta, R (1, 6) OBP: 0.364, SLG: 0.500	4-0 BB			2-0 G5-3	1-2 1B	1-3 K		4-0 BB	1-2 BB	3	0	1	1	2	1	0						
25 Ryan Garko, R (1, 3) OBP: 0.373, SLG: 0.489	1-2 F7			2-3 K	1-2 F9	0-1 P4		1-3 K		5	0	0	0	0	2	8						
Trot Nixon, L (1, 10) OBP: 0.337, SLG: 0.349		2-2 G4-3		1-3 K		0-1 F8		2-1 F9		5	0	0	0	0	1	0						
29 Josh Barfield, R (1, 4) OBP: 0.284, SLG: 0.348		2-3 K			0-0 G5-3	2-2 10 2B		0-1 41 1B	1-0 G6-3	5	2	2	0	0	1	0						
10 Kelly Shoppach, R (1, 2) 41 Victor Martinez, S (8, PH) OBP: 0.383, SLG: 0.547		0-2 1B			0-1 FC6-2 24 1B	0-2 24 1B		0-1 20 FC3-6	0-0 24 BB	3	1	3	1	0	0	0						
Inning Stats	R: 0 E: 0 K: 0 S: 14	H: 2 LOB: 3 BB: 1 P: 27	R: 0 E: 0 K: 1 S: 13	H: 1 LOB: 1 BB: 0 P: 20	R: 0 E: 0 K: 1 S: 7	H: 0 LOB: 0 BB: 0 P: 9	R: 0 E: 0 K: 2 S: 9	H: 0 LOB: 0 BB: 0 P: 14	R: 3 E: 0 K: 0 S: 21	H: 5 LOB: 2 BB: 0 P: 26	R: 2 E: 1 K: 1 S: 19	H: 4 LOB: 2 BB: 0 P: 27	R: 0 E: 0 K: 1 S: 7	H: 0 LOB: 0 BB: 0 P: 10	R: 2 E: 0 K: 1 S: 13	H: 3 LOB: 3 BB: 3 P: 28	R: 0 E: 0 K: 0 S: 7	H: 1 LOB: 2 BB: 1 P: 13	1B: 13 2B: 3 3B: 0 HR: 0	SF: 0 SAC: 0 DP: 0 HBP: 0	WP: 0 PB: 0 SB: 0 CS: 0	PA: 47
PITCHER	IP	WLS	BF	H	R	ER	SO	BB	IBB	HBP	BLK	WP	HR	S	P	ERA	WHIP					
58 Cha Seung Baek, R (1, 1) ERA: 5.22	5.1		27	10	5	5	4	1	0	0	0	0	0	2	3							
59 Eric O'Flaherty, L (6, 1) ERA: 2.89	0.0		1	1	0	0	0	0	0	0	0	0	0	2	3							
Sean Green, R (6, 1) ERA: 2.55	0.1	H	2	1	0	0	1	0	0	0	0	0	0	5	8	0.00	3.000					
George Sherrill, L (6, 1) ERA: 1.8	1.1	H	5	1	1	1	1	0	0	0	0	0	0	11	16	6.75	0.750					
35 Brandon Morrow, R (8, 1) ERA: 1.82	2.0	W	12	3	1	1	1	3	1	0	0	0	0	18	39	4.50	3.000					

Seattle Mariners @ Cleveland Indians
Jacobs Field, Cleveland, OH
Mon Jun 11 2007, 7:05 PM EDT
Att: 22,325 - Clear - 71 F

AB 42
R 7
H 16
RBI 7
BB 5
SO 7
LOB 20



Batter	1	2	3	4	5	6	7	8	9	AB R H RBI BB SO LOB	TOP											
Franklin Gutierrez, R (1.8) 24 Grady Sizemore, L (9. PH) OBP: 0.192, SLG: 0.400 OBP: 0.404, SLG: 0.452	G5-3		E6			K			F8	3 0 0 0 0 1 1 1 0 0 0 0 0 0	Cleveland Indians @ Florida Marlins Dolphin Stadium, Miami, FL Tue Jun 12 2007, 7:05 PM EDT Att: 15,144 - Cloudy - 75 F											
Casey Blake, R (1.5) OBP: 0.370, SLG: 0.491	1B		G4-6-3			K			F8	4 0 1 0 0 1 2												
41 Victor Martinez, S (1.2) OBP: 0.377, SLG: 0.537	G4-3			F7					P2	4 0 0 0 0 0 1												
48 Travis Hafner, L (1.3) OBP: 0.413, SLG: 0.455	G4-3			E6					F8	3 0 0 0 0 0 1												
2 Jhonny Peralta, R (1.6) OBP: 0.363, SLG: 0.498		F8		K						3 0 1 0 0 1 1												
Jason Michaels, R (1.9) OBP: 0.328, SLG: 0.441		K		F7						3 0 0 0 0 2 2												
29 Josh Barfield, R (1.4) OBP: 0.281, SLG: 0.344		F8								3 0 0 0 0 1 0												
20 David Dellucci, L (1.7) OBP: 0.294, SLG: 0.387						K				3 0 1 0 0 1 0												
55 Roberto Hernandez, R (1.1) Trot Nixon, L (8. PH) 59 Matt Miller, R (8.1) OBP: 0.335, SLG: 0.347 OBP: 0.328, SLG: 0.441			SH1-4			G6-3				1 0 0 0 0 0 0 1 0 0 0 0 1 0 0 0 0 0 0 0 0	C											
Inning Stats	R: 0 E: 0 K: 0 S: 10	H: 1 LOB: 1 BB: 0 P: 13	R: 0 E: 0 K: 1 S: 8	H: 0 LOB: 0 BB: 0 P: 11	R: 0 E: 1 K: 1 S: 6	H: 1 LOB: 1 BB: 0 P: 11	R: 0 E: 1 K: 1 S: 9	H: 0 LOB: 1 BB: 0 P: 17	R: 0 E: 0 K: 1 S: 9	H: 0 LOB: 0 BB: 0 P: 12	R: 0 E: 0 K: 2 S: 9	H: 0 LOB: 0 BB: 0 P: 16	R: 0 E: 0 K: 1 S: 7	H: 1 LOB: 0 BB: 0 P: 12	R: 0 E: 0 K: 2 S: 9	H: 0 LOB: 0 BB: 0 P: 11	R: 0 E: 0 K: 0 S: 7	H: 0 LOB: 0 BB: 0 P: 9	1B: 3 2B: 0 3B: 0 HR: 0	SF: 0 SAC: 1 DP: 1 HBP: 0	WP: 1 PB: 0 SB: 1 CS: 1	PA: 30
PITCHER	IP WLS BF H R ER SO BB IBB HBP BLK WP HR S P ERA WHIP											IP WLS BF H R ER SO BB IBB HBP BLK WP HR S P ERA WHIP										
Scott Olsen, L (1.1) ERA: 4.81	7.0 W 24 3 0 0 6 0 0 0 0 0 0 0 58 92 0.00 0.429																					
Armando Benitez, R (8.1) ERA: 3.7	1.0 H 3 0 0 0 2 0 0 0 0 0 0 0 9 11 0.00 0.000																					
Kevin Gregg, R (9.1) ERA: 2.61	1.0 S 3 0 0 0 0 0 0 0 0 0 0 0 7 9 0.00 0.000																					

Batter	1	2	3	4	5	6	7	8	9	AB R H RBI BB SO LOB	BOTTOM							
4 Alfredo Amezaga, S (1.8) OBP: 0.312, SLG: 0.330	G1-3					G1-3			P5	4 0 1 0 0 0 0	Cleveland Indians @ Florida Marlins Dolphin Stadium, Miami, FL Tue Jun 12 2007, 7:05 PM EDT Att: 15,144 - Cloudy - 75 F							
6 Dan Uggla, R (1.4) OBP: 0.348, SLG: 0.521	1B		FC5-4			P2				4 0 2 0 0 0 1								
2 Hanley Ramirez, R (1.6) OBP: 0.387, SLG: 0.492	1B									4 1 1 0 0 0 2								
Miguel Cabrera, R (1.5) OBP: 0.398, SLG: 0.596	K									4 1 1 0 0 2 2								
14 Josh Willingham, R (1.7) OBP: 0.371, SLG: 0.467		G5-3								2 1 0 0 0 0 0								
27 Jeremy Hermida, L (1.9) OBP: 0.298, SLG: 0.408		B2-3								3 0 0 0 0 0 3								
Miguel Olivo, R (1.2) OBP: 0.246, SLG: 0.355		K								3 0 1 3 0 1 0								
8 Aaron Boone, R (1.3) OBP: 0.382, SLG: 0.418										3 0 0 0 0 2 1								
Scott Olsen, L (1.1) Joe Borchard, S (7. PH) Armando Benitez, R (8.1) Kevin Gregg, R (9.1) OBP: 0.320, SLG: 0.333 OBP: 0.298, SLG: 0.322 OBP: 0.328, SLG: 0.441 OBP: 0.328, SLG: 0.441										2 0 0 0 0 1 0 1 0 0 0 0 0 1 0 0 0 0 0 0 0 0 0 0 0 0 0 0								
Inning Stats	R: 0 E: 0 K: 1 S: 9	H: 1 LOB: 1 BB: 0 P: 14	R: 0 E: 0 K: 1 S: 7	H: 0 LOB: 0 BB: 0 P: 7	R: 0 E: 0 K: 2 S: 10	H: 1 LOB: 1 BB: 0 P: 14	R: 0 E: 0 K: 1 S: 6	H: 0 LOB: 0 BB: 0 P: 8	R: 0 E: 0 K: 1 S: 10	H: 0 LOB: 0 BB: 0 P: 13	R: 3 E: 1 K: 0 S: 14	H: 3 LOB: 1 BB: 0 P: 26	R: 0 E: 0 K: 0 S: 8	H: 1 LOB: 1 BB: 0 P: 12	1B: 5 2B: 1 3B: 0 HR: 0	SF: 0 SAC: 0 DP: 0 HBP: 1	WP: 0 PB: 0 SB: 1 CS: 0	PA: 31
PITCHER	IP WLS BF H R ER SO BB IBB HBP BLK WP HR S P ERA WHIP											IP WLS BF H R ER SO BB IBB HBP BLK WP HR S P ERA WHIP						
55 Roberto Hernandez, R (1.1) ERA: 3.17	7.0 L 27 5 3 3 6 0 0 0 0 0 0 0 0 68 99 3.86 0.714																	
59 Matt Miller, R (8.1) ERA:	1.0 4 1 0 0 0 0 0 0 0 0 0 0 8 12 0.00 1.000																	

Batter	1	2	3	4	5	6	7	8	9	AB	R	H	RBI	BB	SO	LOB	TOP								
24 Grady Sizemore, L OBP: 0.405, SLG: 0.476	1-3 K		0-0 E3 1B		1-3 K		2-3 K			4	1	1	0	0	3	2									
Jason Michaels, R OBP: 0.331, SLG: 0.435	1-2 F8		2-2 FC4-6 1B		3-2 G5-3		1-0 G6-3			4	0	1	1	0	0	2									
Casey Blake, R OBP: 0.373, SLG: 0.485	2-3 K		2-1 FC4-6			0-3 K		3-2 G4-6-3 1B		4	0	1	0	0	2	1									
41 Victor Martinez, S OBP: 0.383, SLG: 0.558		0-2 HR		3-1 G5-3		2-2 25 F8 1B		0-0 P6		4	2	2	1	0	0	1									
2 Johnny Peralta, R OBP: 0.362, SLG: 0.491	1-1 L9		2-2 F8		2-1 1B HBP		3-2 G4-6-3			3	0	0	0	0	0	1									
25 Ryan Garko, R OBP: 0.394, SLG: 0.476	1-2 G4-3		0-0 G1-3		1-2 F8				2-3 K	4	0	0	0	0	1	2									
Franklin Gutierrez, R OBP: 0.219, SLG: 0.387	2-3 K			0-2 SH5-4 29 1B	0-2 SH5-4 29 1B	1-2 3-H 1B		3-3 K		4	0	2	1	0	2	0									
29 Josh Barfield, R OBP: 0.286, SLG: 0.348		1-2 G6-3		0-0 SH5-4 1B	1-2 2-H 1B			2-2 G6-3		4	0	2	0	0	0	0									
Jason Stanford, L Roberto Hernandez, R 63 Rafael Betancourt, R 47 Joe Borowski, R			1-3 K	0-0 SH5-4	1-2 2-3		1-3 K			2	0	0	0	0	2	0									
Inning Stats	R: 0 E: 0 K: 2 S: 10	H: 0 LOB: 0 BB: 0 P: 14	R: 1 E: 0 K: 1 S: 12	H: 1 LOB: 0 BB: 0 P: 16	R: 1 E: 1 K: 1 S: 16	H: 2 LOB: 1 BB: 0 P: 22	R: 0 E: 0 K: 0 S: 7	H: 0 LOB: 0 BB: 0 P: 12	R: 0 E: 0 K: 1 S: 12	H: 2 LOB: 2 BB: 0 P: 16	R: 1 E: 0 K: 2 S: 15	H: 3 LOB: 2 BB: 0 P: 20	R: 0 E: 0 K: 2 S: 9	H: 0 LOB: 0 BB: 0 P: 13	R: 0 E: 0 K: 0 S: 8	H: 1 LOB: 0 BB: 0 P: 14	R: 0 E: 0 K: 2 S: 11	H: 0 LOB: 0 BB: 0 P: 18	1B: 7 2B: 1 3B: 0 HR: 1	SF: 0 SAC: 1 DP: 1 HBP: 1	WP: 0 PB: 0 SB: 0 CS: 0	PA: 35			
PITCHER	IP Dontrelle Willis, L 22 Matt Lindstrom, R	WLS L	BF 29	H 8	R 3	ER 2	SO 8	BB 0	IBB 0	HBP 1	BLK 0	WP 0	HR 1	S 81	P 113	ERA 2.57	WHIP 1.143								

Cleveland Indians @ Florida Marlins
Dolphin Stadium, Miami, FL
Thu Jun 14 2007, 7:05 PM EDT
Att: 23,811 - Partly Cloudy - 81 F

AB	33
R	3
H	9
RBI	3
BB	0
SO	10
LOB	9





Batter	1	2	3	4	5	6	7	8	9	AB	R	H	RBI	BB	SO	LOB	BOTTOM							
61 Reggie Abercrombie, R OBP: 0.246, SLG: 0.333	2-2 P4		1-2 G4-3			0-0 B3		0-3 K		4	0	0	0	0	1	0								
6 Dan Uggla, R OBP: 0.342, SLG: 0.506	1-3 K		3-3 K			2-3 K		0-3 K		4	0	0	0	0	4	0								
2 Hanley Ramirez, R OBP: 0.389, SLG: 0.494	2-1 1B			1-0 P6		1-1 1B		1-2 G3		4	0	2	0	0	0	0								
Miguel Cabrera, R OBP: 0.404, SLG: 0.600	1-3 K		0-1 F9		0-0 F8				1-2 1B 2B	4	1	1	0	0	1	2								
14 Josh Willingham, R OBP: 0.371, SLG: 0.464		2-1 F7		0-3 K			0-0 27 1B G6-4-3 2B		4-2 1B HBP	3	1	1	0	0	1	0								
27 Jeremy Hermida, L OBP: 0.311, SLG: 0.419		0-1 1B			1-3 K		2-2 G6-4-3 1B		1-2 F7	4	0	2	0	0	1	2								
Miguel Olivo, R OBP: 0.246, SLG: 0.353		1-3 K		0-1 G1-3			1-0 G6-4-3		0-2 1B	4	0	1	1	0	1	2								
8 Aaron Boone, R OBP: 0.381, SLG: 0.415		1-0 G6-3			2-0 1B		1-1 1B		1-2 P3	4	0	2	0	0	0	3								
Dontrelle Willis, L Jason Wood, R 22 Matt Lindstrom, R 4 Alfredo Amezaga, S			0-1 G3-1		2-2 G4-3		3-2 G5-3		1-3 K	2	0	0	0	0	0	1								
Inning Stats	R: 0 E: 0 K: 2 S: 13	H: 1 LOB: 1 BB: 0 P: 19	R: 0 E: 0 K: 1 S: 8	H: 1 LOB: 0 BB: 0 P: 12	R: 0 E: 0 K: 1 S: 10	H: 0 LOB: 0 BB: 0 P: 14	R: 0 E: 0 K: 1 S: 6	H: 0 LOB: 0 BB: 0 P: 7	R: 0 E: 0 K: 1 S: 12	H: 1 LOB: 1 BB: 0 P: 17	R: 1 E: 0 K: 0 S: 9	H: 3 LOB: 1 BB: 0 P: 13	R: 1 E: 0 K: 2 S: 12	H: 3 LOB: 1 BB: 0 P: 19	R: 0 E: 0 K: 2 S: 9	H: 0 LOB: 0 BB: 0 P: 10	R: 1 E: 0 K: 1 S: 23	H: 2 LOB: 2 BB: 0 P: 31	1B: 7 2B: 2 3B: 0 HR: 0	SF: 0 SAC: 0 DP: 1 HBP: 1	WP: 0 PB: 0 SB: 0 CS: 0	PA: 36		
PITCHER	IP Jason Stanford, L Roberto Hernandez, R 63 Rafael Betancourt, R 47 Joe Borowski, R	WLS H	BF 24	H 1	R 0	ER 0	SO 7	BB 0	IBB 0	HBP 0	BLK 0	WP 0	HR 7	S 63	P 89	ERA 1.50	WHIP 1.000							

Cleveland Indians @ Florida Marlins
Dolphin Stadium, Miami, FL
Thu Jun 14 2007, 7:05 PM EDT
Att: 23,811 - Partly Cloudy - 81 F

AB	35
R	2
H	9
RBI	1
BB	0
SO	10
LOB	13



Batter	1	2	3	4	5	6	7	8	9	AB R H RBI BB SO LOB	TOP												
19 Yunel Escobar, R (1.5) OBP: 0.362, SLG: 0.455	0-1 CS 11 BB 1B		1-1 G4-3		1-2 G5-3		2-3 K		2-0 10 BB FC5-2 2B	5 0 2 2 0 1 2	Atlanta Braves @ Cleveland Indians Jacobs Field, Cleveland, OH Fri Jun 15 2007, 7:05 PM EDT Att: 34,849 - Partly Cloudy - 73 F AB 36 R 5 H 12 RBI 5 BB 3 SO 7 LOB 25 												
11 Edgar Renteria, R (1.6) OBP: 0.383, SLG: 0.500	4-0 1B		0-2 G5-3		0-2 G6-3		1-0 F7		4-2 FC5-2 10 BB BB	3 0 0 0 2 0 2													
10 Chipper Jones, S (1.10) OBP: 0.407, SLG: 0.618	0-3 K			0-0 F7		3-1 7 1B 1B		0-2 G5-3	4-1 FC5-2 BB	4 1 1 0 1 1 2													
Andrew Jones, R (1.8) OBP: 0.316, SLG: 0.413	2-3 K			1-1 L4		1-1 23 1B 16 SF8 7 1B 1B		0-0 F7	1-0 FC5-2	5 1 1 0 0 1 5													
7 Jeff Francoeur, R (1.9) OBP: 0.331, SLG: 0.440		0-0 G5-4-3 23 1B 1B		0-2 G6-3		1-0 16 SF8 23 1B 1B		1-3 K	0-0 G4-3	5 0 2 1 0 1 3													
23 Matt Diaz, R (1.7) OBP: 0.381, SLG: 0.466		1-0 G5-4-3 1B			0-2 1B		0-0 1B	1-2 P6		4 1 3 0 0 0 0													
Willie Harris, L (9.7) OBP: 0.460, SLG: 0.525		1-2 G5-4-3 1B			1-2 1B		1-2 2-3 FC6-4 1B			0 0 0 0 0 0 0													
Jarrod Saltalamacchia, S (1.3) OBP: 0.351, SLG: 0.463		3-1 G5-4-3			0-0 G5-3 19 1B 1B		3-3 K		0-0 SH5-4 19 2B 2B	4 0 2 0 0 1 5													
4 Pete Orr, L (9. PR) OBP: 0.231, SLG: 0.220		1-2 2-3			1-3 G5-3 19 1B 1B					0 1 0 0 0 0 0													
Scott Thorman, L (9.3) OBP: 0.255, SLG: 0.396										0 0 0 0 0 0 0													
16 Brian McCann, L (1.2) OBP: 0.326, SLG: 0.412		2-3 K			2-3 K		0-0 SF8		1-1 E6 19 SH5-4 2B	3 1 0 1 0 2 4													
Chris Woodward, R (1.4) OBP: 0.239, SLG: 0.298			1-0 G6-3		1-2 19 G5-3 1B		0-0 FC6-4		1-0 SH5-4	3 0 1 1 0 0 2													
Inning Stats	R: 0 E: 0 K: 2 S: 10	H: 1 LOB: 2 BB: 1 P: 16	R: 0 E: 0 K: 1 S: 7	H: 2 LOB: 1 BB: 0 P: 13	R: 0 E: 0 K: 0 S: 6	H: 0 LOB: 0 BB: 0 P: 8	R: 0 E: 0 K: 0 S: 7	H: 0 LOB: 0 BB: 0 P: 8	R: 1 E: 0 K: 1 S: 18	H: 3 LOB: 2 BB: 0 P: 22	R: 2 E: 0 K: 1 S: 11	H: 4 LOB: 2 BB: 0 P: 19	R: 0 E: 0 K: 1 S: 9	H: 0 LOB: 0 BB: 0 P: 12	R: 0 E: 0 K: 1 S: 7	H: 0 LOB: 0 BB: 0 P: 9	R: 2 E: 1 K: 0 S: 10	H: 2 LOB: 3 BB: 2 P: 23	1B: 10 2B: 3 3B: 0 HR: 0	SF: 1 SAC: 1 DP: 2 HBP: 0	WP: 0 PB: 0 SB: 0 CS: 1	PA: 41	
PITCHER	IP WLS BF H R ER SO BB IBB HBP BLK WP HR S P ERA WHIP											PITCHER	IP WLS BF H R ER SO BB IBB HBP BLK WP HR S P ERA WHIP										
CC Sabathia, L (1.1) ERA: 3.19	8.1 L 37 12 5 4 7 1 0 0 0 0 0 0 80 116 4.32 1.560											40 Tom Mastny, R (9.1) ERA: 4.82	0.2 4 0 0 0 0 2 0 0 0 0 0 0 5 14 0.00 3.000										

Batter	1	2	3	4	5	6	7	8	9	AB R H RBI BB SO LOB	BOTTOM												
24 Grady Sizemore, L (1.8) OBP: 0.402, SLG: 0.471	2-2 WP 41 1B 20 S 1B		1 SAFE 2-2 F8		1-3 K		1-3 K		1-3 K	5 1 1 0 0 3 4	Atlanta Braves @ Cleveland Indians Jacobs Field, Cleveland, OH Fri Jun 15 2007, 7:05 PM EDT Att: 34,849 - Partly Cloudy - 73 F AB 36 R 4 H 9 RBI 4 BB 3 SO 6 LOB 20 												
20 David Dellucci, L (1.7) OBP: 0.300, SLG: 0.394	2-1 SAFE F7		1-0 SAFE P4		3-2 P3		0-0 F7		4-1 BB	4 0 0 0 1 0 2													
Casey Blake, R (1.5) OBP: 0.373, SLG: 0.494	4-1 BB 41 1B		1-2 SAFE FC6-4		1-0 G5-3			3-2 HR	1-3 K	4 1 1 1 1 1 3													
41 Victor Martinez, S (1.2) OBP: 0.389, SLG: 0.559	2-1 G4-6-3 48 1B		2-0 2 E 48 1B 25 1B 1B		4-1 BB			2-2 G4-3		3 1 2 1 1 0 0													
48 Travis Hafner, L (1.10) OBP: 0.410, SLG: 0.450	0-2 G4-6-3		1-2 25 1B 29 FC5 2 E 1B		0-0 F7			2-2 G4-3		4 1 1 0 0 0 3													
2 Jhonny Peralta, R (1.6) OBP: 0.361, SLG: 0.487		2-2 F9		3-2 FC5 29 FC5 25 1B 1B		1-0 F8		0-2 1B		4 0 1 0 0 0 2													
Trot Nixon, L (1.9) OBP: 0.334, SLG: 0.333		1-2 G6-3		1-0 P5		1-1 L8		1 SAFE 0-2 G4-3		4 0 0 0 0 0 4													
Franklin Gutierrez, R (9.9) OBP: 0.219, SLG: 0.387										0 0 0 0 0 0 0													
25 Ryan Garko, R (1.3) OBP: 0.362, SLG: 0.471		0-2 K		1-1 29 FC5 1B		2-0 F7			1-3 K	4 0 1 1 0 2 0													
29 Josh Barfield, R (1.4) OBP: 0.290, SLG: 0.350			2-1 FC6-4 1B		0-0 FC5		0-1 F8		0-0 24 BLK 1B	4 0 2 1 0 0 2													
Inning Stats	R: 1 E: 0 K: 0 S: 12	H: 2 LOB: 1 BB: 1 P: 22	R: 0 E: 0 K: 1 S: 13	H: 0 LOB: 0 BB: 0 P: 16	R: 0 E: 0 K: 0 S: 10	H: 1 LOB: 1 BB: 0 P: 15	R: 2 E: 1 K: 1 S: 17	H: 3 LOB: 2 BB: 0 P: 26	R: 0 E: 0 K: 0 S: 7	H: 0 LOB: 1 BB: 1 P: 15	R: 0 E: 0 K: 0 S: 4	H: 0 LOB: 0 BB: 0 P: 8	R: 0 E: 0 K: 1 S: 6	H: 0 LOB: 0 BB: 0 P: 7	R: 1 E: 0 K: 0 S: 17	H: 2 LOB: 1 BB: 0 P: 24	R: 0 E: 0 K: 3 S: 11	H: 1 LOB: 2 BB: 1 P: 18	1B: 8 2B: 0 3B: 0 HR: 1	SF: 0 SAC: 0 DP: 1 HBP: 0	WP: 1 PB: 0 SB: 1 CS: 0	PA: 39	
PITCHER	IP WLS BF H R ER SO BB IBB HBP BLK WP HR S P ERA WHIP											PITCHER	IP WLS BF H R ER SO BB IBB HBP BLK WP HR S P ERA WHIP										
38 Buddy Carlyle, R (1.1) ERA: 4.44	6.0 3 0 0 0 1 0 0 0 0 0 0 6 7 0.00 0.000											Tyler Yates, R (7.1) ERA: 3.34	1.0 W 5 2 1 1 0 0 0 0 0 0 1 17 24 9.00 2.000										
39 Rafael Soriano, R (8.1) ERA: 2.43	1.0 S 5 1 0 0 3 1 0 0 1 0 0 0 11 18 0.00 2.000											Bob Wickman, R (9.1) ERA: 3.57	1.0 S 5 1 0 0 3 1 0 0 1 0 0 0 11 18 0.00 2.000										

Batter	1	2	3	4	5	6	7	8	9	AB	R	H	RBI	BB	SO	LOB	TOP					
2 Kelly Johnson, L (1,4) OBP: 0.384, SLG: 0.482	G3		11 1B G4-3		0-1 1B	3-3 K			1-3 K	5	1	2	1	0	2	0						
Willie Harris, L (1,7) OBP: 0.448, SLG: 0.509	G6-3		2-0 G4-3		3-2 11 S 2B				3-3 K	5	1	1	2	0	1	1						
11 Edgar Renteria, R (1,6) OBP: 0.394, SLG: 0.525	10 S 1B		1-2 1B		1-1 10 1B 16 G4-3 2B				0-0 1B	5	2	5	2	0	0	0						
10 Chipper Jones, S (1,10)	F7		2-3 K		2-2 16 G4-3 1B				3-3 HR	5	0	2	0	0	2	3						
Andruw Jones, R (1,8)		0-3 K	1-3 K		1-3 K				2-2 F5	4	0	0	0	0	3	6						
16 Brian McCann, L (1,2)	G3			0-0 1B	0-0 G4-3				0-3 K	4	0	1	1	0	1	3						
7 Jeff Francoeur, R (1,9)	K			0-3 K	0-0 F8				2-0 G6-3	4	0	0	0	0	2	2						
Scott Thorman, L (1,3)			1-2 19 1B 2 1B 2B		1-1 F8				0-3 K2-3	4	1	1	0	0	1	1						
19 Yunel Escobar, R (1,5)			1-1 2 1B G4-3 1B		0-3 K				0-1 G6-3	4	1	1	0	0	1	1						
Inning Stats	R: 0 H: 1 E: 0 K: 0 S: 15	H: 1 LOB: 1 BB: 0 P: 20	R: 0 H: 0 E: 0 K: 2 S: 9	H: 0 LOB: 0 BB: 0 P: 10	R: 2 H: 4 E: 0 K: 2 S: 22	H: 4 LOB: 2 BB: 0 P: 31	R: 0 H: 1 E: 0 K: 2 S: 9	H: 1 LOB: 1 BB: 0 P: 10	R: 3 H: 4 E: 0 K: 1 S: 16	H: 4 LOB: 1 BB: 0 P: 24	R: 0 H: 0 E: 0 K: 1 S: 8	H: 0 LOB: 0 BB: 0 P: 12	R: 0 H: 2 E: 0 K: 1 S: 13	H: 2 LOB: 2 BB: 0 P: 18	R: 0 H: 0 E: 0 K: 1 S: 6	H: 0 LOB: 0 BB: 0 P: 8	R: 1 H: 1 E: 0 K: 3 S: 13	H: 1 LOB: 0 BB: 0 P: 20	1B: 9 2B: 2 3B: 1 HR: 1	SF: 0 SAC: 0 DP: 0 HBP: 0	WP: 0 PB: 0 CS: 0	PA: 40
PITCHER	IP	WLS	BF	H	R	ER	SO	BB	IBB	HBP	BLK	WP	HR	S	P	ERA	WHIP					
Paul Byrd, R (1,1) ERA: 4.81	5.0	L	25	10	5	5	7	0	0	0	0	0	0	71	95	9.00	2.000					
53 Rafael Perez, L (6,1) ERA: 1.0	4.0		15	3	1	1	6	0	0	0	0	0	1	40	58	2.25	0.750					

Atlanta Braves @ Cleveland Indians
Jacobs Field, Cleveland, OH
Sat Jun 16 2007, 3:55 PM EDT
Att: 35,153 - Sunny - 80 F

AB 40
R 6
H 13
RBI 6
BB 0
SO 13
LOB 17



Batter	1	2	3	4	5	6	7	8	9	AB	R	H	RBI	BB	SO	LOB	BOTTOM					
24 Grady Sizemore, L (1,8) OBP: 0.403, SLG: 0.475	2-2 2B		1-1 20 G4-6-3 1B		1-2 G3			2-1 F7		4	0	2	1	0	0	0						
20 David Dellucci, L (1,7) OBP: 0.304, SLG: 0.393	K		2-3 G4-6-3		1-0 1B			4-1 G6-4-3 BB		3	0	1	0	1	1	2						
Casey Blake, R (1,5) OBP: 0.372, SLG: 0.490	K		1-3 1B		0-1 F9			0-1 G6-4-3		4	0	1	0	0	1	3						
41 Victor Martinez, S (1,10)	K		0-2 P6		0-0 F9				2-3 K	4	0	0	0	0	2	2						
48 Travis Hafner, L (1,3)		1-3 K		1-1 G3				2-2 G4-3		4	0	0	0	0	1	0						
2 Jhonny Peralta, R (1,6) OBP: 0.355, SLG: 0.479		2-3 K		0-0 G6-3				0-3 K		4	0	0	0	0	3	0						
Trot Nixon, L (1,9) OBP: 0.324, SLG: 0.333		0-0 L6		1-2 1B				1-1 G5-3		3	0	1	0	0	0	0						
29 Josh Barfield, R (1,4) OBP: 0.290, SLG: 0.350			3-2 10 2B 24 1B 1B		0-0 P4			1-0 G5-3		3	1	1	0	0	0	1						
10 Kelly Shoppach, R (1,2) OBP: 0.456, SLG: 0.600			1-1 24 1B 20 G4-6-3 2B		2-3 K			0-3 K		3	1	1	0	0	2	0						
Inning Stats	R: 0 H: 1 E: 0 K: 3 S: 12	H: 1 LOB: 1 BB: 0 P: 20	R: 0 H: 0 E: 0 K: 2 S: 7	H: 0 LOB: 0 BB: 0 P: 10	R: 2 H: 4 E: 0 K: 0 S: 17	H: 4 LOB: 1 BB: 0 P: 23	R: 0 H: 1 E: 0 K: 0 S: 7	H: 1 LOB: 1 BB: 0 P: 9	R: 0 H: 1 E: 0 K: 1 S: 10	H: 1 LOB: 1 BB: 0 P: 14	R: 0 H: 0 E: 0 K: 1 S: 8	H: 0 LOB: 0 BB: 0 P: 10	R: 0 H: 0 E: 0 K: 1 S: 6	H: 0 LOB: 0 BB: 0 P: 8	R: 0 H: 0 E: 0 K: 0 S: 5	H: 0 LOB: 1 BB: 1 P: 11	R: 0 H: 0 E: 0 K: 2 S: 10	H: 0 LOB: 0 BB: 0 P: 15	1B: 5 2B: 2 3B: 0 HR: 0	SF: 0 SAC: 0 DP: 2 HBP: 0	WP: 0 PB: 0 CS: 0	PA: 33
PITCHER	IP	WLS	BF	H	R	ER	SO	BB	IBB	HBP	BLK	WP	HR	S	P	ERA	WHIP					
29 John Smoltz, R (1,1) ERA: 2.84	6.0	W	24	7	2	2	7	0	0	0	0	0	0	61	86	3.00	1.167					
Tyler Yates, R (7,1) ERA: 3.23	1.0	H	3	0	0	0	1	0	0	0	0	0	0	6	8	0.00	0.000					
39 Rafael Soriano, R (8,1) ERA: 2.35	1.0	H	3	0	0	0	0	1	0	0	0	0	0	5	11	0.00	1.000					
58 Peter Moylan, R (9,1) ERA: 2.25	1.0		3	0	0	0	2	0	0	0	0	0	0	10	15	0.00	0.000					

Atlanta Braves @ Cleveland Indians
Jacobs Field, Cleveland, OH
Sat Jun 16 2007, 3:55 PM EDT
Att: 35,153 - Sunny - 80 F

AB 32
R 2
H 7
RBI 1
BB 1
SO 10
LOB 8



Batter	1	2	3	4	5	6	7	8	9	AB	R	H	RBI	BB	SO	LOB	TOP					
2 Kelly Johnson, L (1,4) OBP: 0.384, SLG: 0.478	G3		E			G6-3		2B	F7	4	0	1	0	1	0	2	Atlanta Braves @ Cleveland Indians Jacobs Field, Cleveland, OH Sun Jun 17 2007, 1:05 PM EDT Att: 33,429 - Cloudy - 78 F					
Willie Harris, L (1,7) OBP: 0.443, SLG: 0.509	K		E4			F7		2B		4	0	1	1	0	1							
11 Edgar Renteria, R (1,6) OBP: 0.388, SLG: 0.517	G5-3		FC6			G6-3		K		4	0	0	0	0	1							
10 Chipper Jones, S (1,10) OBP: 0.409, SLG: 0.615		G4-3				F8		L7		4	0	2	0	0	0							
Andruw Jones, R (1,8) OBP: 0.307, SLG: 0.400	G5-3					K		K		4	0	0	0	0	3							
16 Brian McCann, L (1,2) OBP: 0.318, SLG: 0.401	G4-3					G4-3		L7		4	0	0	0	0	1							
7 Jeff Francoeur, R (1,9) OBP: 0.326, SLG: 0.431	K					G6-3		F8		4	0	1	0	0	1							
Scott Thorman, L (1,3) OBP: 0.265, SLG: 0.421						G6-3		HR		4	1	3	1	0	0							
19 Yunel Escobar, R (1,5) OBP: 0.348, SLG: 0.419			K			G4-3		G1-3		3	1	0	0	1	1							
Inning Stats	R: 0 E: 0 K: 1 S: 7	H: 0 LOB: 0 BB: 0 P: 8	R: 0 E: 0 K: 1 S: 10	H: 1 LOB: 1 BB: 0 P: 14	R: 0 E: 1 K: 1 S: 11	H: 2 LOB: 2 BB: 0 P: 14	R: 0 E: 0 K: 1 S: 10	H: 0 LOB: 0 BB: 0 P: 15	R: 0 E: 0 K: 0 S: 7	H: 0 LOB: 0 BB: 0 P: 11	R: 0 E: 0 K: 0 S: 5	H: 0 LOB: 0 BB: 0 P: 8	R: 0 E: 0 K: 1 S: 12	H: 1 LOB: 1 BB: 0 P: 15	R: 2 E: 0 K: 2 S: 19	H: 2 LOB: 2 BB: 2 P: 31	R: 0 E: 0 K: 1 S: 15	H: 2 LOB: 2 BB: 0 P: 19	1B: 5 2B: 2 HR: 1	SF: 0 SAC: 0 HBP: 0	WP: 0 PB: 0 CS: 1	PA: 37
PITCHER	IP	WLS	BF	H	R	ER	SO	BB	IBB	HBP	BLK	WP	HR	S	P	ERA	WHIP					
55 Roberto Hernandez, R (1,1) ERA: 3.12	7.0	W	28	5	2	2	5	2	0	0	0	0	1	68	99	2.57	1.000					
63 Rafael Betancourt, R (8,1) ERA: 1.17	1.0	H	4	1	0	0	2	0	0	0	0	0	0	13	17	0.00	1.000					
47 Joe Borowski, R (9,1) ERA: 6.33	1.0	S	5	2	0	0	1	0	0	0	0	0	0	15	19	0.00	2.000					

Batter	1	2	3	4	5	6	7	8	9	AB	R	H	RBI	BB	SO	LOB	BOTTOM				
24 Grady Sizemore, L (1,8) OBP: 0.398, SLG: 0.468	K		F8			G3-1				4	0	0	0	0	1	2	Atlanta Braves @ Cleveland Indians Jacobs Field, Cleveland, OH Sun Jun 17 2007, 1:05 PM EDT Att: 33,429 - Cloudy - 78 F				
Jason Michaels, R (1,7) OBP: 0.328, SLG: 0.429	F9		G6-3			FC5		K		4	0	1	1	0	1	0					
Casey Blake, R (1,5) OBP: 0.370, SLG: 0.486						F9		L6		4	0	1	0	0	0	2					
41 Victor Martinez, S (1,2) OBP: 0.381, SLG: 0.545	L8					G3-1		K		4	1	1	0	0	1	1					
2 Jhonny Peralta, R (1,6) OBP: 0.357, SLG: 0.481						G6-3		K		3	1	1	0	1	1	0					
25 Ryan Garko, R (1,3) OBP: 0.355, SLG: 0.461		P2				BB		F7		4	1	0	1	0	0	1					
Trot Nixon, L (1,10) OBP: 0.332, SLG: 0.332										1	0	0	0	3	0	1					
20 David Dellucci, L (8, PR) OBP: 0.304, SLG: 0.393										0	0	0	0	0	0	0					
Franklin Gutierrez, R (1,9) OBP: 0.250, SLG: 0.400										4	2	2	1	0	2	2					
29 Josh Barfield, R (1,4) OBP: 0.287, SLG: 0.346										3	0	0	1	0	1	2					
Inning Stats	R: 0 E: 0 K: 1 S: 12	H: 1 LOB: 1 BB: 0 P: 17	R: 0 E: 0 K: 1 S: 10	H: 0 LOB: 1 BB: 1 P: 18	R: 0 E: 0 K: 1 S: 8	H: 0 LOB: 0 BB: 0 P: 11	R: 0 E: 0 K: 0 S: 8	H: 0 LOB: 1 BB: 1 P: 18	R: 1 E: 0 K: 0 S: 10	H: 2 LOB: 2 BB: 1 P: 16	R: 4 E: 1 K: 0 S: 13	H: 3 LOB: 0 BB: 0 P: 24	R: 0 E: 0 K: 2 S: 10	H: 0 LOB: 0 BB: 0 P: 15	R: 0 E: 0 K: 2 S: 8	H: 0 LOB: 1 BB: 1 P: 14	1B: 5 2B: 1 HR: 0	SF: 0 SAC: 0 HBP: 0	WP: 0 PB: 0 CS: 0	PA: 35	
PITCHER	IP	WLS	BF	H	R	ER	SO	BB	IBB	HBP	BLK	WP	HR	S	P	ERA	WHIP				
26 Kyle Davies, R (1,1) ERA: 5.65	5.1	L	26	6	5	3	3	3	0	0	0	0	0	57	97	5.06	1.688				
54 Chad Paronto, R (8,1) ERA: 5.7	1.2		5	0	0	0	2	0	0	0	0	0	0	14	22	0.00	0.000				
Macey McBride, L (8,1) ERA: 3.38	1.0		4	0	0	0	2	1	0	0	0	0	0	8	14	0.00	1.000				

Batter	1	2	3	4	5	6	7	8	9	AB	R	H	RBI	BB	SO	LOB	TOP				
11 Jimmy Rollins, S OBP: 0.324, SLG: 0.516 9 Michael Bourn, L OBP: 0.347, SLG: 0.325	P4		F9					F8	FC5	2	0	0	0	0	0	0	Philadelphia Phillies @ Cleveland Indians Jacobs Field, Cleveland, OH Mon Jun 18 2007, 7:05 PM EDT Att: 18,710 - Partly Cloudy - 89 F				
8 Shane Victorino, S OBP: 0.347, SLG: 0.408	1B		L8					HBP	FC5	4	0	1	0	0	0	6					
26 Chase Utley, L OBP: 0.396, SLG: 0.570 19 Greg Dobbs, L OBP: 0.328, SLG: 0.548	1B			G4-3				K		3	0	1	0	0	1	0					
6 Ryan Howard, L OBP: 0.379, SLG: 0.530	K			F7				HBP	FC5-4	4	1	2	1	0	1	2					
Aaron Rowand, R OBP: 0.396, SLG: 0.500	K			G5-3				F9	FC5-4	4	0	0	0	0	1	4					
28 Jayson Werth, R OBP: 0.337, SLG: 0.387				G6-3				K	FC6-5	4	0	2	0	0	1	0					
Wes Helms, R OBP: 0.307, SLG: 0.325				F7				K	FC6-4	3	0	1	0	0	1	1					
Abraham Nunez, S OBP: 0.322, SLG: 0.333				F8				G1-6-3	FC6-4	4	0	1	0	0	0	3					
51 Carlos Ruiz, R OBP: 0.320, SLG: 0.395				F9				F8	FC6-5	4	0	0	0	0	1	4					
Inning Stats	R: 0 E: 0 K: 2 S: 13	H: 2 LOB: 2 BB: 0 P: 18	R: 0 E: 0 K: 0 S: 5	H: 0 LOB: 0 BB: 0 P: 9	R: 0 E: 0 K: 0 S: 6	H: 0 LOB: 0 BB: 0 P: 9	R: 0 E: 0 K: 0 S: 7	H: 0 LOB: 0 BB: 0 P: 12	R: 0 E: 0 K: 1 S: 20	H: 1 LOB: 3 BB: 0 P: 27	R: 1 E: 0 K: 2 S: 10	H: 1 LOB: 0 BB: 0 P: 14	R: 0 E: 0 K: 0 S: 4	H: 1 LOB: 2 BB: 0 P: 5	R: 0 E: 0 K: 1 S: 10	H: 3 LOB: 3 BB: 0 P: 15	R: 0 E: 0 K: 1 S: 15	H: 3 LOB: 3 BB: 0 P: 21	1B: 8 2B: 0 3B: 0 HR: 1	SF: 0 SAC: 0 DP: 1 HBP: 3	WP: 0 PA: 38 PB: 0 SB: 0 CS: 0
PITCHER	IP WLS BF H R ER SO BB IBB HBP BLK WP HR S P ERA WHIP																				
31 Cliff Lee, L ERA: 3.48	(1, 1) 7.0 W 27 5 1 1 5 0 0 0 2 0 0 0 1 65 94 1.29 0.714																				
46 Aaron Fultz, L ERA: 1.93	(8, 1) 1.0 5 1 0 0 1 0 0 0 1 0 0 0 10 15 0.00 1.000																				
Fernando Cabrera, R ERA: 4.61	(9, 1) 1.0 6 3 0 0 1 0 0 0 0 0 0 0 15 21 0.00 3.000																				

Batter	1	2	3	4	5	6	7	8	9	AB	R	H	RBI	BB	SO	LOB	BOTTOM		
24 Grady Sizemore, L OBP: 0.404, SLG: 0.474	FC6-4									3	2	0	2	1	0	Philadelphia Phillies @ Cleveland Indians Jacobs Field, Cleveland, OH Mon Jun 18 2007, 7:05 PM EDT Att: 18,710 - Partly Cloudy - 89 F			
29 Josh Barfield, R OBP: 0.289, SLG: 0.348	1B									4	0	2	3	0	0		1		
Casey Blake, R OBP: 0.368, SLG: 0.480	FC6-4									3	1	0	1	0	0		3		
41 Victor Martinez, S OBP: 0.379, SLG: 0.540	2B									4	0	1	0	0	2		2		
2 Johnny Peralta, R OBP: 0.356, SLG: 0.482 Mike Rouse, L OBP: 0.196, SLG: 0.130	2B									4	0	1	1	0	0		1		
Jason Michaels, R OBP: 0.341, SLG: 0.459										3	3	2	1	1	0		0		
25 Ryan Garko, R OBP: 0.353, SLG: 0.454										3	1	0	0	0	2		1		
Franklin Gutierrez, R OBP: 0.250, SLG: 0.385										4	1	1	0	0	1	2			
10 Kelly Shoppach, R OBP: 0.458, SLG: 0.656										4	2	2	4	0	1	0			
Inning Stats	R: 2 E: 0 K: 1 S: 12	H: 3 LOB: 1 BB: 0 P: 16	R: 3 E: 0 K: 2 S: 15	H: 3 LOB: 0 BB: 0 P: 21	R: 0 E: 0 K: 0 S: 7	H: 1 LOB: 0 BB: 0 P: 12	R: 0 E: 0 K: 0 S: 7	H: 0 LOB: 0 BB: 0 P: 14	R: 1 E: 0 K: 1 S: 7	H: 1 LOB: 1 BB: 0 P: 14	R: 3 E: 0 K: 2 S: 15	H: 2 LOB: 2 BB: 2 P: 33	R: 1 E: 0 K: 2 S: 13	H: 1 LOB: 0 BB: 0 P: 20	R: 0 E: 0 K: 0 S: 8	H: 0 LOB: 1 BB: 1 P: 14	1B: 6 2B: 3 3B: 0 HR: 2	SF: 1 SAC: 0 DP: 1 HBP: 2	WP: 0 PA: 38 PB: 0 SB: 2 CS: 0
PITCHER	IP WLS BF H R ER SO BB IBB HBP BLK WP HR S P ERA WHIP																		
35 Cole Hamels, L ERA: 3.82	(1, 1) 5.0 L 22 8 6 6 4 0 0 0 1 0 0 0 1 48 77 10.80 1.600																		
Geoff Geary, R ERA: 5.00	(6, 1) 1.0 8 2 3 3 1 1 1 1 0 0 0 0 15 33 27.00 3.000																		
48 Brian Sanches, R ERA: 3.0	(7, 1) 2.0 8 1 1 1 2 1 0 0 0 0 0 1 21 34 4.50 1.000																		



Batter	1	2	3	4	5	6	7	8	9	AB	R	H	RBI	BB	SO	LOB	TOP																					
11 Jimmy Rollins, S (1, 6) OBP: 0.326, SLG: 0.514	G6-3		G5-3			G4-3	2B		P5	4	2	1	0	1	0	0	Philadelphia Phillies @ Cleveland Indians Jacobs Field, Cleveland, OH Wed Jun 20 2007, 7:05 PM EDT Att: 24,278 - Clear - 74 F																					
8 Shane Victorino, S (1, 9) OBP: 0.345, SLG: 0.406	F9		P4			G4-3	2B		K	5	0	1	2	0	1	1																						
26 Chase Utley, L (1, 4) OBP: 0.398, SLG: 0.561	F7					P6				3	0	0	0	1	1																							
6 Ryan Howard, L (1, 3) OBP: 0.381, SLG: 0.553		K								4	1	1	1	0	3	2																						
Aaron Rowand, R (1, 8) OBP: 0.394, SLG: 0.490	G6-3					E9				2	0	1	1	2	0	0																						
Pat Burrell, R (1, 10) OBP: 0.375, SLG: 0.381	G4-3					F9			P3	4	0	0	0	0	0	3																						
28 Jayson Werth, R (1, 7) OBP: 0.337, SLG: 0.366			G6-3						L8	4	0	0	0	0	1	1																						
Wes Helms, R (1, 5) OBP: 0.306, SLG: 0.319						G5-3			F7	3	1	1	0	0	1	0																						
19 Greg Dobbs, L (8, PH) OBP: 0.331, SLG: 0.556			2 HR							1	0	0	0	0	0	1																						
2 Rod Barajas, R (1, 2) OBP: 0.357, SLG: 0.413						G5-3				4	2	2	2	0	1	0																						
Inning Stats	R: 0 E: 0 K: 0 S: 5	H: 0 LOB: 0 BB: 0 P: 8	R: 0 E: 0 K: 1 S: 9	H: 0 LOB: 0 BB: 0 P: 14	R: 2 E: 0 K: 0 S: 20	H: 2 LOB: 0 BB: 0 P: 28	R: 0 E: 0 K: 2 S: 11	H: 0 LOB: 1 BB: 1 P: 19	R: 0 E: 0 K: 1 S: 8	H: 0 LOB: 0 BB: 0 P: 10	R: 2 E: 1 K: 0 S: 15	H: 3 LOB: 1 BB: 2 P: 25	R: 2 E: 0 K: 2 S: 15	H: 2 LOB: 2 BB: 2 P: 28	R: 0 E: 0 K: 0 S: 8	H: 0 LOB: 1 BB: 1 P: 13	R: 0 E: 0 K: 2 S: 11	H: 0 LOB: 0 BB: 0 P: 17	1B: 3 2B: 3 3B: 0 HR: 1	SF: 0 SAC: 0 DP: 0 HBP: 0	WP: 0 PB: 0 SB: 0 CS: 0	PA: 38																
PITCHER	IP	WLS	BF	H	R	ER	SO	BB	IBB	HBP	BLK	WP	HR	S	P	ERA	WHIP	PITCHER				IP	WLS	BF	H	R	ER	SO	BB	IBB	HBP	BLK	WP	HR	S	P	ERA	WHIP
CC Sabathia, L (1, 1) ERA: 3.34	6.0	W	24	5	4	4	4	1	0	0	0	0	1	68	104	6.00	1.000					6.0	W	24	5	4	4	4	1	0	0	0	0	1	68	104	6.00	1.000
40 Tom Mastny, R (7, 1) ERA: 5.34	0.2		5	2	2	2	1	1	0	0	0	0	0	11	19	27.00	4.500					0.2		5	2	2	2	1	1	0	0	0	0	11	19	27.00	4.500	
53 Rafael Perez, L (7, 1) ERA: 0.98	0.1		3	0	0	0	1	2	0	0	0	0	0	4	13	0.00	6.000					0.1		3	0	0	0	1	2	0	0	0	4	13	0.00	6.000		
63 Rafael Betancourt, R (8, 1) ERA: 1.1	2.0		6	0	0	0	2	0	0	0	0	0	0	19	26	0.00	0.000					2.0		6	0	0	0	2	0	0	0	0	19	26	0.00	0.000		

Batter	1	2	3	4	5	6	7	8	9	AB	R	H	RBI	BB	SO	LOB	BOTTOM																					
24 Grady Sizemore, L (1, 8) OBP: 0.407, SLG: 0.471	FC7-5		G3			1B			F7	3	1	1	0	1	1	2	Philadelphia Phillies @ Cleveland Indians Jacobs Field, Cleveland, OH Wed Jun 20 2007, 7:05 PM EDT Att: 24,278 - Clear - 74 F																					
Casey Blake, R (1, 5) OBP: 0.366, SLG: 0.477	FC7-5		F9						K	5	1	2	2	0	2	2																						
41 Victor Martinez, S (1, 2) OBP: 0.373, SLG: 0.526	FC7-5		G3			F7				5	1	1	2	0	0	3																						
48 Travis Hafner, L (1, 10) OBP: 0.401, SLG: 0.432	F7		G4-3							4	1	1	0	1	1	4																						
2 Johnny Peralta, R (1, 6) OBP: 0.361, SLG: 0.488	F9					FC5-4			F9	4	1	1	2	1	0	4																						
Jason Michaels, R (1, 7) OBP: 0.345, SLG: 0.457			F9						FC4	5	1	1	0	0	1	3																						
Trot Nixon, L (1, 9) OBP: 0.336, SLG: 0.338										4	1	3	2	0	0	0																						
Franklin Gutierrez, R (9, 9) OBP: 0.250, SLG: 0.385										0	0	0	0	0	0	0																						
25 Ryan Garko, R (1, 3) OBP: 0.358, SLG: 0.471										4	1	1	0	0	2	4																						
29 Josh Barfield, R (1, 4) OBP: 0.287, SLG: 0.349										3	2	2	2	0	1	0																						
Inning Stats	R: 0 E: 0 K: 0 S: 12	H: 2 LOB: 2 BB: 0 P: 15	R: 0 E: 0 K: 1 S: 8	H: 0 LOB: 0 BB: 0 P: 10	R: 1 E: 0 K: 0 S: 11	H: 1 LOB: 1 BB: 0 P: 17	R: 0 E: 0 K: 1 S: 11	H: 2 LOB: 2 BB: 1 P: 19	R: 0 E: 0 K: 1 S: 10	H: 1 LOB: 1 BB: 0 P: 14	R: 8 E: 0 K: 2 S: 23	H: 7 LOB: 1 BB: 2 P: 41	R: 0 E: 0 K: 2 S: 8	H: 0 LOB: 0 BB: 0 P: 10	R: 0 E: 1 K: 1 S: 11	H: 0 LOB: 1 BB: 0 P: 18	1B: 10 2B: 3 3B: 0 HR: 0	SF: 1 SAC: 0 DP: 0 HBP: 1	WP: 0 PB: 0 SB: 0 CS: 0	PA: 42																		
PITCHER	IP	WLS	BF	H	R	ER	SO	BB	IBB	HBP	BLK	WP	HR	S	P	ERA	WHIP	PITCHER				IP	WLS	BF	H	R	ER	SO	BB	IBB	HBP	BLK	WP	HR	S	P	ERA	WHIP
21 Jon Lieber, R (1, 1) ERA: 4.73	5.1	L	29	10	7	7	3	1	1	0	0	0	0	2	6	11.81	2.062					5.1	L	29	10	7	7	3	1	1	0	0	0	2	6	11.81	2.062	
59 Mike Zagurski, L (6, 1) ERA: 6.23	0.0		2	1	0	0	0	1	0	0	0	0	0	2	6	∞	∞					0.0		2	1	0	0	0	1	0	0	0	2	6	∞	∞		
44 Yoel Hernandez, R (6, 1) ERA: 5.02	0.2		4	2	3	3	2	0	0	0	0	0	0	13	20	40.50	3.000					0.2		4	2	3	3	2	0	0	0	0	13	20	40.50	3.000		
Geoff Geary, R (7, 1) ERA: 4.76	2.0		7	0	0	0	3	0	0	0	0	0	0	19	28	0.00	0.000					2.0		7	0	0	0	3	0	0	0	0	19	28	0.00	0.000		

Batter	1	2	3	4	5	6	7	8	9	AB	R	H	RBI	BB	SO	LOB	TOP		
24 Grady Sizemore, L OBP: 0.401, SLG: 0.463										5	0	0	0	0	2	1	Cleveland Indians @ Washington Nationals Robert F. Kennedy Memorial Stadium, Washington, DC Fri Jun 22 2007, 7:05 PM EDT Att: 24,534 - Clear - 73 F		
Jason Michaels, R OBP: 0.340, SLG: 0.448										5	0	1	0	0	1	0			
Casey Blake, R OBP: 0.369, SLG: 0.475										3	1	1	0	1	1	1			
41 Victor Martinez, S OBP: 0.378, SLG: 0.530										2	0	1	0	2	1	1			
2 Jhonny Peralta, R OBP: 0.363, SLG: 0.488										4	0	2	1	0	2	1			
25 Ryan Garko, R OBP: 0.390, SLG: 0.468										1	0	0	0	1	1	2			
48 Travis Hafner, L OBP: 0.399, SLG: 0.428										2	0	0	0	0	0	4			
29 Josh Barfield, R OBP: 0.286, SLG: 0.348										4	0	1	0	0	0	1			
Franklin Gutierrez, R OBP: 0.279, SLG: 0.405										3	0	2	0	0	0	0			
Trot Nixon, L OBP: 0.335, SLG: 0.337										1	0	0	0	0	1	2			
55 Roberto Hernandez, R OBP: 0.359, SLG: 0.444										3	0	0	0	0	3	3			
Fernando Cabrera, R OBP: 0.309, SLG: 0.330										0	0	0	0	0	0	0			
46 Aaron Fultz, L OBP: 0.335, SLG: 0.337										0	0	0	0	0	0	0			
12 Ben Francisco, R OBP: 0.399, SLG: 0.428										1	0	0	0	0	1	0			
Inning Stats	R: 0 H: 1 E: 0 K: 2 S: 11	H: 1 LOB: 1 BB: 0 P: 19	R: 0 H: 1 E: 0 K: 2 S: 14	H: 1 LOB: 2 BB: 1 P: 24	R: 1 H: 1 E: 0 K: 1 S: 12	H: 1 LOB: 1 BB: 0 P: 18	R: 0 H: 2 E: 0 K: 1 S: 13	H: 0 LOB: 0 BB: 0 P: 12	R: 0 H: 0 E: 0 K: 1 S: 8	H: 0 LOB: 0 BB: 0 P: 13	R: 0 H: 2 E: 0 K: 2 S: 14	H: 2 LOB: 2 BB: 0 P: 20	R: 0 H: 0 E: 0 K: 2 S: 8	H: 0 LOB: 0 BB: 0 P: 10	1B: 7 2B: 1 3B: 0 HR: 0	SF: 0 SAC: 0 DP: 1 HBP: 0	WP: 0 PB: 0 SB: 1 CS: 1	PA: 38	
PITCHER	IP WLS BF H R ER SO BB IBB HBP BLK WP HR S P ERA WHIP	59 Micah Bowie, L ERA: 3.63	1.0 0 2 1 0 0 0 0 0 0 0 0 4 9 2.08 2.077	52 Saul Rivera, R ERA: 3.64	1.0 W 3 0 0 0 1 0 0 0 0 0 0 8 12 0.00 0.000	34 Ray King, L ERA: 6.5	0.1 H 1 0 0 0 0 0 0 0 0 0 0 2 5 0.00 0.000	43 Jesus Colome, R ERA: 2.82	0.2 H 2 0 0 0 1 0 0 0 0 0 0 6 8 0.00 0.000	PITCHER	IP WLS BF H R ER SO BB IBB HBP BLK WP HR S P ERA WHIP	Jon Rauch, R ERA: 4.5	1.0 H 5 2 0 0 2 0 0 0 0 0 0 4 9 0.00 1.500	32 Chad Cordero, R ERA: 2.97	1.0 S 3 0 0 0 2 0 0 0 0 0 0 0 8 10 0.00 0.000				

Batter	1	2	3	4	5	6	7	8	9	AB	R	H	RBI	BB	SO	LOB	BOTTOM		
15 Cristian Guzman, S OBP: 0.390, SLG: 0.482										4	1	3	1	0	0	0	Cleveland Indians @ Washington Nationals Robert F. Kennedy Memorial Stadium, Washington, DC Fri Jun 22 2007, 7:05 PM EDT Att: 24,534 - Clear - 73 F		
Felipe Lopez, S OBP: 0.287, SLG: 0.344										4	0	3	0	0	0	0			
11 Ryan Zimmerman, R OBP: 0.304, SLG: 0.437										4	0	1	0	0	1	5			
21 Dmitri Young, S OBP: 0.391, SLG: 0.509										4	1	1	0	0	1	3			
Jon Rauch, R OBP: 0.391, SLG: 0.509										0	0	0	0	0	0	0			
32 Chad Cordero, R OBP: 0.391, SLG: 0.509										0	0	0	0	0	0	0			
25 Austin Kearns, R OBP: 0.331, SLG: 0.393										2	1	0	0	2	1	3			
Ryan Church, L OBP: 0.359, SLG: 0.444										4	1	1	0	0	0	1			
Brian Schneider, L OBP: 0.309, SLG: 0.330										4	0	1	0	0	1	2			
0 Brandon Watson, L OBP: 0.286, SLG: 0.429										4	0	2	2	0	0	0			
59 Micah Bowie, L ERA: 3.63	6.0 L 27 10 3 3 3 3	52 Saul Rivera, S ERA: 3.21	1.0 5 2 1 1 1 0 0 0 0 0 0 8 12 0.00 0.000	34 Ray King, L ERA: 6.5	0.1 H 1 0 0 0 0 0 0 0 0 0 0 2 5 0.00 0.000	43 Jesus Colome, R ERA: 2.82	0.2 H 2 0 0 0 1 0 0 0 0 0 0 6 8 0.00 0.000	10 Ronnie Bellard, R ERA: 1.71	1.0 3 0 0 0 1 0 0 0 0 0 0 7 11 0.00 0.000	PITCHER	IP WLS BF H R ER SO BB IBB HBP BLK WP HR S P ERA WHIP	55 Roberto Hernandez, R ERA: 3.21	1.0 5 2 1 1 1 0 0 0 0 0 0 8 12 0.00 0.000	46 Aaron Fultz, L ERA: 1.71	1.0 3 0 0 0 1 0 0 0 0 0 0 7 11 0.00 0.000				
Inning Stats	R: 0 H: 2 E: 0 K: 2 S: 14	H: 0 LOB: 0 BB: 0 P: 21	R: 0 H: 0 E: 0 K: 0 S: 5	H: 0 LOB: 0 BB: 0 P: 6	R: 0 H: 2 E: 0 K: 0 S: 9	H: 2 LOB: 1 BB: 0 P: 11	R: 1 H: 2 E: 0 K: 1 S: 18	H: 3 LOB: 1 BB: 1 P: 18	R: 1 H: 2 E: 0 K: 1 S: 21	H: 2 LOB: 1 BB: 0 P: 29	R: 0 H: 0 E: 0 K: 1 S: 7	H: 0 LOB: 0 BB: 0 P: 11	1B: 10 2B: 1 3B: 0 HR: 1	SF: 0 SAC: 0 DP: 3 HBP: 0	WP: 0 PB: 0 SB: 2 CS: 0	PA: 35			



Batter	1	2	3	4	5	6	7	8	9	AB	R	H	RBI	BB	SO	LOB	TOP					
24 Grady Sizemore, L (1,8) OBP: 0.399, SLG: 0.470	F7		G3-1			HR		F8		4	1	1	1	0	0	0	Cleveland Indians @ Washington Nationals Robert F. Kennedy Memorial Stadium, Washington, DC Sat Jun 23 2007, 7:05 PM EDT Att: 32,539 - Partly Cloudy - 72 F					
Franklin Gutierrez, R (1,9) OBP: 0.319, SLG: 0.422	K					1B			1B	3	1	2	0	1	1	0						
Casey Blake, R (1,5) OBP: 0.368, SLG: 0.472	K					F7			1B	4	1	1	0	0	2	2						
41 Victor Martinez, S (1,3)		G1-3			P4				1B	4	1	1	3	0	0	1						
2 Jhonny Peralta, R (1,6) OBP: 0.361, SLG: 0.483		G6-3			G5-3				G6-3	3	0	0	0	1	0	0						
Jason Michaels, R (1,7) Trois Nicolas, L (7,9) 53 Rafael Perez, L (7,9) 40 Tom Mastny, R (8,1) 48 Travis Hafner, L (8,PH) 47 Joe Borowski, R (8,1)										2	0	2	0	0	0	0						
10 Kelly Shoppach, R (1,2) OBP: 0.447, SLG: 0.627										0	0	0	0	0	0	0						
29 Josh Barfield, R (1,4) OBP: 0.283, SLG: 0.344										0	0	0	0	0	0	0						
Paul Byrd, R (1,1)										3	0	0	0	0	0	2						
12 Ben Francisco, R (7,7)										2	0	0	0	0	0	0						
Inning Stats	R: 0 E: 0 K: 2 S: 8	H: 0 LOB: 0 BB: 0 P: 10	R: 0 E: 0 K: 0 S: 13	H: 1 LOB: 2 BB: 1 P: 20	R: 0 E: 0 K: 1 S: 8	H: 0 LOB: 1 BB: 1 P: 13	R: 0 E: 0 K: 0 S: 11	H: 1 LOB: 0 BB: 0 P: 16	R: 0 E: 0 K: 0 S: 7	H: 0 LOB: 0 BB: 0 P: 10	R: 1 E: 0 K: 0 S: 5	H: 2 LOB: 0 BB: 0 P: 9	R: 0 E: 0 K: 0 S: 7	H: 0 LOB: 1 BB: 1 P: 14	R: 0 E: 0 K: 1 S: 8	H: 0 LOB: 0 BB: 0 P: 12	R: 3 E: 0 K: 0 S: 10	H: 3 LOB: 0 BB: 0 P: 14	1B: 5 2B: 0 3B: 0 HR: 2	SF: 0 SAC: 0 DP: 2 HBP: 0	WP: 0 PB: 0 CS: 1	PA: 35
PITCHER	IP WLS BF H R ER SO BB IBB HBP BLK WP HR S P ERA WHIP																					
47 Matt Chico, L (1,1) ERA: 5.08	6.0	23	4	1	1	3	3	0	0	0	0	0	0	0	0	0	1.50	1.167				
43 Jesus Colome, R (7,1) ERA: 2.75	1.0	2	0	0	0	0	0	0	0	0	0	0	0	0	0	0	0.00	0.000				
Jon Rauch, R (8,1) ERA: 4.38	1.0	3	0	0	0	1	0	0	0	0	0	0	0	0	0	0	0.00	0.000				
32 Chad Cordero, R (9,1) ERA: 3.25	1.0	6	3	3	3	0	0	0	0	0	1	10	14	27.00	3.000							

Batter	1	2	3	4	5	6	7	8	9	AB	R	H	RBI	BB	SO	LOB	BOTTOM					
15 Cristian Guzman, S (1,6) OBP: 0.390, SLG: 0.479	G3		SF8			P6				3	0	1	1	1	0	2	Cleveland Indians @ Washington Nationals Robert F. Kennedy Memorial Stadium, Washington, DC Sat Jun 23 2007, 7:05 PM EDT Att: 32,539 - Partly Cloudy - 72 F					
Felipe Lopez, S (1,4) OBP: 0.285, SLG: 0.341	P6		K						IBB	5	1	1	0	0	2	4						
11 Ryan Zimmerman, R (1,5) OBP: 0.300, SLG: 0.431	P4									4	0	0	0	0	0	1						
21 Dmitri Young, S (1,3) 10 Ronnie Belliard, R (8,3) OBP: 0.319, SLG: 0.357										3	0	1	1	0	0	0						
25 Austin Kearns, R (1,9) OBP: 0.333, SLG: 0.395										1	0	0	0	0	0	0						
Ryan Church, L (1,7) OBP: 0.354, SLG: 0.437 32 Chad Cordero, R (9,1)										4	0	2	0	0	1	1						
Brian Schneider, L (1,2) OBP: 0.312, SLG: 0.333										4	0	0	0	0	1	3						
0 Brandon Watson, L (1,8) OBP: 0.455, SLG: 0.500										4	0	0	0	0	0	0						
47 Matt Chico, L (1,1) 43 Jesus Colome, R (7,1)										4	0	2	0	0	1	1						
Ryan Langerhans, L (7,PH) OBP: 0.303, SLG: 0.283 Jon Rauch, R (8,1) Nook Logan, S (9,8) OBP: 0.247, SLG: 0.294										2	0	0	0	0	1	3						
Inning Stats	R: 0 E: 0 K: 0 S: 6	H: 0 LOB: 0 BB: 0 P: 9	R: 0 E: 0 K: 1 S: 12	H: 1 LOB: 0 BB: 0 P: 15	R: 1 E: 0 K: 1 S: 13	H: 1 LOB: 0 BB: 0 P: 20	R: 0 E: 0 K: 0 S: 5	H: 0 LOB: 0 BB: 0 P: 5	R: 0 E: 1 K: 1 S: 9	H: 1 LOB: 2 BB: 1 P: 17	R: 1 E: 0 K: 1 S: 11	H: 2 LOB: 1 BB: 0 P: 15	R: 1 E: 0 K: 1 S: 12	H: 2 LOB: 1 BB: 0 P: 16	R: 0 E: 0 K: 0 S: 10	H: 1 LOB: 0 BB: 0 P: 15	R: 0 E: 0 K: 0 S: 5	H: 2 LOB: 2 BB: 1 P: 11	1B: 9 2B: 2 3B: 0 HR: 0	SF: 1 SAC: 0 DP: 1 HBP: 0	WP: 2 PB: 0 CS: 0	PA: 38
PITCHER	IP WLS BF H R ER SO BB IBB HBP BLK WP HR S P ERA WHIP																					
Paul Byrd, R (1,1) ERA: 4.74	6.2	28	7	3	3	4	0	0	0	0	0	65	94	4.05	1.050							
53 Rafael Perez, L (7,1) ERA: 0.95	0.1	1	0	0	0	1	0	0	0	0	0	3	3	0.00	0.000							
40 Tom Mastny, R (8,1) ERA: 5.16	1.0	W	4	1	0	0	0	0	0	0	0	10	15	0.00	1.000							
47 Joe Borowski, R (9,1) ERA: 6.11	1.0	S	5	2	0	0	0	0	0	0	0	5	11	0.00	2.000							



Batter	1	2	3	4	5	6	7	8	9	AB R H RBI BB SO LOB	TOP											
24 Grady Sizemore, L OBP: 0.395, SLG: 0.464	0-3 K		2-2 F7		2-2 CS	2-3 K		0-0 F7		4 0 0 0 0 2 1	Cleveland Indians @ Washington Nationals Robert F. Kennedy Memorial Stadium, Washington, DC Sun Jun 24 2007, 1:35 PM EDT Att: 26,413 - Sunny - 82 F											
Casey Blake, R OBP: 0.365, SLG: 0.465	1-0 P6			2-1 G6-3		3-1 F9			2-3 K	4 0 0 0 0 1 0												
41 Victor Martinez, S OBP: 0.375, SLG: 0.531	1-3 K			0-0 L4		2-1 F9			4-2 48 FC6-4 BB	3 0 0 0 0 1 1 0												
48 Travis Hafner, L OBP: 0.399, SLG: 0.425		4-2 2 FC6-4 BB		1-1 1B		2-2 G4-3			3-2 1-2 FC6-4	3 0 1 0 1 0 1												
2 Johnny Peralta, R OBP: 0.356, SLG: 0.476		2-2 FC6-4 G1-6-3 1-2		1-2 F9		2-3 K			0-1 L9	4 0 0 0 0 1 3												
Trot Nixon, L OBP: 0.333, SLG: 0.332		0-0 G1-6-3 1-2			1-3 K		4-0 BB			2 0 0 0 1 1 1												
Franklin Gutierrez, R OBP: 0.320, SLG: 0.479			1-1 F8		3-2 HR		1-1 F9			3 1 1 1 0 0 1												
29 Josh Barfield, R OBP: 0.287, SLG: 0.351			3-2 2B		0-0 24 CS 1B		0-1 F7			3 0 2 0 0 0 0												
37 Jake Westbrook, R (1, 1)			0-3 K		1 SAFE 0-3 K		2-3 K			2 0 0 0 0 2 2												
25 Ryan Garko, R (8, PH) 40 Tom Mastny, R (8, 1)										1 0 0 0 0 1 0 0 0 0 0 0 0 0												
Inning Stats	R: 0 E: 0 K: 2 S: 8	H: 0 LOB: 0 BB: 0 P: 10	R: 0 E: 0 K: 0 S: 8	H: 0 LOB: 0 BB: 1 P: 14	R: 0 E: 0 K: 1 S: 17	H: 1 LOB: 1 BB: 0 P: 23	R: 0 E: 0 K: 0 S: 11	H: 1 LOB: 1 BB: 0 P: 15	R: 1 E: 0 K: 2 S: 13	H: 2 LOB: 0 BB: 0 P: 19	R: 0 E: 0 K: 1 S: 7	H: 0 LOB: 0 BB: 1 P: 14	R: 0 E: 0 K: 1 S: 8	H: 0 LOB: 1 BB: 1 P: 17	R: 0 E: 0 K: 1 S: 6	H: 0 LOB: 0 BB: 0 P: 8	R: 0 E: 0 K: 1 S: 10	H: 0 LOB: 1 BB: 1 P: 19	1B: 2 2B: 1 3B: 0 HR: 1	SF: 0 SAC: 0 DP: 1 HBP: 0	WP: 0 PB: 0 SB: 0 CS: 1	PA: 33
PITCHER	IP WLS BF H R ER SO BB IBB HBP BLK WP HR S P ERA WHIP											IP WLS BF H R ER SO BB IBB HBP BLK WP HR S P ERA WHIP										
50 Jason Simontacchi, R ERA: 5.81	(1, 1) 6.0 W 21 4 1 1 6 1 0 0 0 0 0 1 64 95 1.50 0.833																					
34 Ray King, L ERA: 6.38	(7, 1) 0.1 H 1 0 0 0 0 0 0 0 0 0 0 0 3 5 0.00 0.000																					
52 Saul Rivera, R ERA: 3.59	(7, 1) 0.2 H 3 0 0 0 0 1 0 0 0 0 0 0 5 12 0.00 1.500																					
Jon Rauch, R ERA: 4.28	(8, 1) 1.0 H 3 0 0 0 1 0 0 0 0 0 0 0 6 8 0.00 0.000																					
32 Chad Cordero, R ERA: 3.18	(9, 1) 1.0 S 4 0 0 0 1 1 0 0 0 0 0 0 10 19 0.00 1.000																					

AB	29
R	1
H	4
RBI	1
BB	3
SO	9
LOB	9



Batter	1	2	3	4	5	6	7	8	9	AB R H RBI BB SO LOB	BOTTOM									
15 Cristian Guzman, S OBP: 0.382, SLG: 0.468	0-0 G6-3		0-1 G4-3		0-2 G1-3			2-2 L4		4 0 0 0 0 0 0	Cleveland Indians @ Washington Nationals Robert F. Kennedy Memorial Stadium, Washington, DC Sun Jun 24 2007, 1:35 PM EDT Att: 26,413 - Sunny - 82 F									
0 Brandon Watson, L OBP: 0.400, SLG: 0.429	3-2 11 G6-4-3 1B		0-1 B4-3		1-0 F7		1-0 F7			4 0 1 0 0 0 0										
11 Ryan Zimmerman, R (1, 5)	1-1 G6-4-3 1-2		0-2 G1-3		1-2 G6-3		2-1 1B			4 0 1 0 0 0 1										
21 Dmitri Young, S OBP: 0.394, SLG: 0.513		1-1 10 1B 3 1B 1B		0-1 10 1B SF8 2B		1-3 K		0-0 F8		3 2 2 0 0 1 0 1 0 0 0 0 0 1										
Tony Batista, R OBP: 0.270, SLG: 0.242																				
25 Austin Kearns, R OBP: 0.330, SLG: 0.391		0-1 F9		2-2 L6		3-1 L8				3 0 0 0 0 0 2										
10 Ronnie Belliard, R OBP: 0.330, SLG: 0.373		3-2 3 1B		0-0 1B		2-2 SH3 3 G6-3 2B				3 1 3 0 0 0 0										
Ryan Langerhans, L OBP: 0.299, SLG: 0.281		2-1 P5		1-0 SF8		0-0 SH3				1 0 0 1 0 0 2										
3 Jesus Flores, R OBP: 0.313, SLG: 0.276		1-0 1B		3-H 0-0 G5-3		3-2 G6-3				3 0 1 2 0 0 1										
50 Jason Simontacchi, R 34 Ray King, L 52 Saul Rivera, S Ryan Church, L Jon Rauch, R 32 Chad Cordero, R		1-3 3-H 0-2 G1-3		1-3 K		3-H 2-2 G4-3				2 0 0 0 0 1 2 0 0 0 0 0 0 0 0 0 0 0 0 0 0 1 0										
Inning Stats	R: 0 E: 0 K: 0 S: 6	H: 1 LOB: 3 BB: 0 P: 10	R: 1 E: 0 K: 0 S: 14	H: 3 LOB: 2 BB: 0 P: 21	R: 0 E: 0 K: 0 S: 7	H: 0 LOB: 0 BB: 0 P: 7	R: 1 E: 0 K: 0 S: 8	H: 2 LOB: 1 BB: 0 P: 11	R: 0 E: 0 K: 1 S: 7	H: 0 LOB: 0 BB: 0 P: 9	R: 0 E: 0 K: 1 S: 8	H: 0 LOB: 0 BB: 0 P: 13	R: 1 E: 0 K: 0 S: 10	H: 1 LOB: 0 BB: 0 P: 17	R: 0 E: 0 K: 0 S: 7	H: 1 LOB: 1 BB: 0 P: 12	1B: 6 2B: 2 3B: 0 HR: 0	SF: 1 SAC: 1 DP: 1 HBP: 0	WP: 0 PB: 0 SB: 0 CS: 0	PA: 31
PITCHER	IP WLS BF H R ER SO BB IBB HBP BLK WP HR S P ERA WHIP											IP WLS BF H R ER SO BB IBB HBP BLK WP HR S P ERA WHIP								
37 Jake Westbrook, R ERA: 7.08	(1, 1) 7.0 L 27 7 3 3 3 0 0 0 0 0 0 0 70 88 3.86 1.000																			
40 Tom Mastny, R ERA: 4.99	(8, 1) 1.0 4 1 0 0 0 0 0 0 0 0 0 7 12 0.00 1.000																			

AB	29
R	3
H	8
RBI	3
BB	0
SO	2
LOB	9



Batter	1	2	3	4	5	6	7	8	9	AB	R	H	RBI	BB	SO	LOB	TOP			
Shannon Stewart, R (1, 7) OBP: 0.352, SLG: 0.360	1-1 G4-6-3 1B	2-3 K			1-0 G4-3			0-1 G5-4-3 1B		4	0	2	0	0	1	2	Oakland Athletics @ Cleveland Indians Jacobs Field, Cleveland, OH Mon Jun 25 2007, 7:05 PM EDT Att: 17,737 - Clear - 80 F			
Marco Soutaro, R (1, 4) OBP: 0.286, SLG: 0.369	0-1 G4-6-3 1-2 2-3 1B	0-0 1B			1-1 G5-3			0-0 G5-4-3 1-2 1B		4	0	1	0	0	0	2				
Nick Swisher, S (1, 9)	0-0 1B	2-1 F7			2-0 G6-3			1-1 G6-3		4	0	1	0	0	0	3				
3 Eric Chavez, L (1, 5)	1-0 F9		0-3 K		2-3 K			1-3 K		4	0	0	0	0	3	1				
32 Jack Cust, L (1, 10) OBP: 0.414, SLG: 0.585		1-0 7 2B 29 G3 1B	2-3 K		3-3 K			2-1 7 FC5-4 HBP		3	1	1	0	0	2	0				
7 Bobby Crosby, R (1, 6) OBP: 0.286, SLG: 0.357		1-2 29 G3 21 1B 2B	1-3 K		0-0 G1-3			1-2 29 2B FC5-4		4	1	1	0	0	1	1				
29 Dan Johnson, L (1, 3) OBP: 0.362, SLG: 0.418		1-2 G3		1-0 F7			2-2 21 G6-4-3 1B	2-1 2B		4	0	2	1	0	0	1				
21 Mark Kotsay, L (1, 8) OBP: 0.301, SLG: 0.360		2-3 3-H 1B E 1B		0-0 G4-3			2-1 G6-4-3 1-2 1B	1-3 K		4	0	1	1	0	1	3				
Jason Kendall, R (1, 2) OBP: 0.250, SLG: 0.254		0-1 FC4 1B		0-1 F8			0-0 P4			3	0	0	0	0	0	1				
Inning Stats	R: 0 E: 0 K: 0 S: 6	H: 2 LOB: 1 BB: 0 P: 8	R: 2 E: 1 K: 1 S: 20	H: 4 LOB: 3 BB: 0 P: 28	R: 0 E: 0 K: 3 S: 9	H: 0 LOB: 0 BB: 0 P: 12	R: 0 E: 0 K: 0 S: 4	H: 0 LOB: 0 BB: 0 P: 5	R: 0 E: 0 K: 2 S: 10	H: 0 LOB: 0 BB: 0 P: 15	R: 0 E: 0 K: 0 S: 6	H: 1 LOB: 0 BB: 0 P: 10	R: 0 E: 0 K: 0 S: 5	H: 1 LOB: 0 BB: 0 P: 6	R: 0 E: 0 K: 2 S: 12	H: 1 LOB: 2 BB: 0 P: 19	1B: 7 2B: 2 3B: 0 HR: 0	SF: 0 SAC: 0 DP: 3 HBP: 1	WP: 0 PB: 0 SB: 0 CS: 0	PA: 35
PITCHER CC Sabathia, L (1, 1) ERA: 3.24	IP: 9.0 WLS: W BF: 35	H: 9 R: 2 ER: 2 SO: 8	BB: 0 IBB: 0 HBP: 1 BLK: 0	WP: 0 HR: 0 S: 76 P: 111	ERA: 2.00 WHIP: 1.000	PITCHER										ERA: 2.00 WHIP: 1.000				


AB	34
R	2
H	9
RBI	2
BB	0
SO	8
LOB	14




Batter	1	2	3	4	5	6	7	8	9	AB	R	H	RBI	BB	SO	LOB	BOTTOM			
24 Grady Sizemore, L (1, 8) OBP: 0.390, SLG: 0.458	1-0 F8		1-2 G4-3		0-1 F8		0-3 K			4	0	0	0	0	1	1	Oakland Athletics @ Cleveland Indians Jacobs Field, Cleveland, OH Mon Jun 25 2007, 7:05 PM EDT Att: 17,737 - Clear - 80 F			
Casey Blake, R (1, 5) OBP: 0.362, SLG: 0.462	2-2 41 G4-6-3 1B			1-2 G6-3	2-3 K		3-2 F8			4	0	1	0	0	1	1				
41 Victor Martinez, S (1, 2)	0-0 G4-6-3 1-2 1B			0-0 G4-3	1-3 K			0-1 2 1B 2B		4	1	1	0	0	1	2				
48 Travis Hafner, L (1, 10) OBP: 0.400, SLG: 0.438		1-2 HR		3-2 25 2B 1B			2-1 G3	0-0 F8		4	2	2	1	0	0	1				
2 Johnny Peralta, R (1, 6) OBP: 0.358, SLG: 0.474		0-0 G6-3		4-1 25 2B BB	1-2 G4-3			0-0 25 S 2B 1B		3	2	1	1	1	0	0				
25 Ryan Garko, R (1, 3) OBP: 0.365, SLG: 0.471		1-2 G6-3		1-1 1-H 2-H 2B	4-2 1B BB		4-2 1B BB	4-1 2B IBB		2	0	1	2	2	0	0				
Trot Nixon, L (1, 9) OBP: 0.336, SLG: 0.333 Jason Michaels, R (6, PH) OBP: 0.353, SLG: 0.467 (9, 7)		3-2 G4-3		4-0 FC6-4 IBB	1-0 1B		1-1 1B	1-1 1-3 2-H 2B		2	0	1	0	1	0	0				
Franklin Gutierrez, R (1, 7) OBP: 0.296, SLG: 0.442 (9, 9)			0-3 K	0-0 FC6-4	2-3 K			3-3 K		4	0	0	0	0	3	6				
29 Josh Barfield, R (1, 4) OBP: 0.287, SLG: 0.353			1-0 L6		2-1 24 F8 2B		2-3 K	1-2 G6-3		4	0	1	0	0	1	2				
Inning Stats	R: 0 E: 0 K: 0 S: 5	H: 1 LOB: 0 BB: 0 P: 8	R: 1 E: 0 K: 0 S: 10	H: 1 LOB: 0 BB: 0 P: 15	R: 0 E: 0 K: 1 S: 8	H: 0 LOB: 0 BB: 0 P: 10	R: 2 E: 0 K: 0 S: 11	H: 2 LOB: 2 BB: 2 P: 24	R: 0 E: 0 K: 2 S: 11	H: 1 LOB: 1 BB: 0 P: 16	R: 0 E: 0 K: 1 S: 12	H: 0 LOB: 2 BB: 1 P: 22	R: 0 E: 0 K: 2 S: 11	H: 0 LOB: 0 BB: 0 P: 16	R: 2 E: 0 K: 1 S: 13	H: 3 LOB: 2 BB: 1 P: 22	1B: 4 2B: 4 3B: 0 HR: 1	SF: 0 SAC: 0 DP: 1 HBP: 0	WP: 0 PB: 0 SB: 1 CS: 0	PA: 36
PITCHER 57 Chad Gaudin, R (1, 1) ERA: 3.14 40 Rich Harden, R (7, 1) ERA: 1.29 Alan Embree, L (8, 1) ERA: 3.06	IP: 6.0 WLS: L BF: 26	H: 6 R: 3 ER: 3 SO: 4	BB: 2 IBB: 0 HBP: 0 BLK: 0	WP: 0 HR: 1 S: 57 P: 95	ERA: 4.50 WHIP: 1.333	PITCHER										ERA: 4.50 WHIP: 1.333				

AB	32
R	5
H	9
RBI	5
BB	4
SO	7
LOB	13



Batter	1	2	3	4	5	6	7	8	9	AB	R	H	RBI	BB	SO	LOB	TOP								
Shannon Stewart, R (1, 7) OBP: 0.356, SLG: 0.377	P2		BB 1B		G4-3		14 2B 1B		HR 1B	5	2	3	1	0	0	1	Oakland Athletics @ Cleveland Indians Jacobs Field, Cleveland, OH Tue Jun 26 2007, 7:05 PM EDT Att: 18,494 - Partly Cloudy - 89 F livebaseballscores.com AB 35 R 5 H 10 RBI 5 BB 3 SO 6 LOB 14 								
14 Mark Ellis, R (1, 4) OBP: 0.351, SLG: 0.436	1B				HR		2B		1B	5	1	4	3	0	1	2									
Nick Swisher, S (1, 9) OBP: 0.411, SLG: 0.462	K				F7		IBB			2	0	0	0	2	1	1									
3 Eric Chavez, L (1, 5) OBP: 0.297, SLG: 0.436	F7				F6		K			4	0	0	0	0	1	6									
32 Jack Cust, L (1, 10) OBP: 0.410, SLG: 0.597		HR			G4-3		K		G3-1	4	1	1	1	0	1	3									
7 Bobby Crosby, R (1, 6) OBP: 0.284, SLG: 0.352	F9				F8		G4-3		K	4	0	0	0	0	1	0									
29 Dan Johnson, L (1, 3) OBP: 0.361, SLG: 0.415	G3				P6		1B		K	4	0	1	0	0	1	0									
21 Mark Kotsay, L (1, 8) OBP: 0.289, SLG: 0.344	P6				F7		F7		P4	4	0	0	0	0	0	1									
Jason Kendall, R (1, 2) OBP: 0.254, SLG: 0.259			BB 1B BB		G4-3 14 HR		F8		F8	3	1	1	0	1	0	0									
Inning Stats	R: 0 E: 0 K: 1 S: 12	H: 1 LOB: 1 BB: 0 P: 15	R: 1 E: 0 K: 0 S: 12	H: 1 LOB: 0 BB: 0 P: 17	R: 0 E: 0 K: 1 S: 14	H: 1 LOB: 3 BB: 2 P: 25	R: 0 E: 0 K: 0 S: 7	H: 0 LOB: 0 BB: 0 P: 11	R: 2 E: 0 K: 0 S: 11	H: 2 LOB: 0 BB: 0 P: 14	R: 0 E: 0 K: 1 S: 7	H: 1 LOB: 1 BB: 0 P: 13	R: 1 E: 0 K: 1 S: 11	H: 2 LOB: 2 BB: 1 P: 21	R: 0 E: 0 K: 2 S: 8	H: 0 LOB: 0 BB: 0 P: 12		R: 1 E: 0 K: 0 S: 12	H: 2 LOB: 1 BB: 0 P: 14	1B: 5 2B: 3 3B: 0 HR: 3	SF: 0 SAC: 0 DP: 1 HBP: 0	WP: 0 PB: 0 SB: 0 CS: 1	PA: 38		
PITCHER	IP	WLS	BF	H	R	ER	SO	BB	IBB	HBP	BLK	WP	HR	S	P	ERA	WHIP								
31 Cliff Lee, L (1, 1) ERA: 5.37	6.0		26	6	3	3	3	2	0	0	0	0	2	63	95	4.50	1.333								
40 Tom Mastny, R (7, 1) ERA: 5.23	0.1		4	2	1	1	0	0	1	0	0	0	0	8	15	27.00	6.000								
53 Rafael Perez, L (7, 1) ERA: 0.67	2.0		5	0	0	0	3	0	0	0	0	0	0	13	21	0.00	0.000								
63 Rafael Betancourt, R (9, 1) ERA: 1.35	0.2	W	3	2	1	1	0	0	0	0	0	0	1	10	11	13.50	3.000								

Batter	1	2	3	4	5	6	7	8	9	AB	R	H	RBI	BB	SO	LOB	BOTTOM								
24 Grady Sizemore, L (1, 8) OBP: 0.396, SLG: 0.473	G4-3 2 1B 2B		HR		F8				41 BB BB	3	3	2	1	2	0	1	Oakland Athletics @ Cleveland Indians Jacobs Field, Cleveland, OH Tue Jun 26 2007, 7:05 PM EDT Att: 18,494 - Partly Cloudy - 89 F livebaseballscores.com AB 36 R 8 H 11 RBI 8 BB 6 SO 6 LOB 17 								
Casey Blake, R (1, 5) OBP: 0.355, SLG: 0.457	G4-3		41 2B G6-3 1B		G5-3		F4		F7	5	1	1	0	0	0	4									
41 Victor Martinez, S (1, 2) OBP: 0.377, SLG: 0.532			48 G6-3 2B		L7				48 2B BB	3	0	1	0	2	1	1									
12 Ben Francisco, R (9, PR)	K				L7				48 2B BB	0	1	0	0	0	0	0									
48 Travis Hafner, L (1, 10) OBP: 0.400, SLG: 0.439	2 1B BB		G6-3		L7		L8		10 HR 2B	4	1	1	3	1	0	4									
2 Johnny Peralta, R (1, 6) OBP: 0.359, SLG: 0.471			G6-3		G4-3				10 HR IBB	4	1	1	1	1	1	1									
25 Ryan Garko, R (1, 3) OBP: 0.363, SLG: 0.467			G3		G6-3				10 HR IBB	4	0	1	0	0	0	3									
Mike Rouse, L (8, PR) OBP: 0.204, SLG: 0.143	F8				G6-3				10 HR IBB	0	0	0	0	0	0	0									
10 Kelly Shoppach, R (9, PH) OBP: 0.455, SLG: 0.676					G3				10 HR IBB	1	1	1	3	0	0	0									
Trot Nixon, L (1, 9) OBP: 0.332, SLG: 0.327			G4-3		K				10 HR IBB	4	0	0	0	0	3	1									
Jason Michaels, R (1, 7) OBP: 0.351, SLG: 0.461					K				10 HR IBB	4	0	1	0	0	1	1									
29 Josh Barfield, R (1, 4) OBP: 0.290, SLG: 0.356			P5-3 1B						P6	4	0	2	0	0	0	1									
Inning Stats	R: 1 E: 0 K: 1 S: 13	H: 2 LOB: 2 BB: 1 P: 19	R: 0 E: 0 K: 0 S: 10	H: 1 LOB: 0 BB: 0 P: 13	R: 2 E: 0 K: 0 S: 9	H: 3 LOB: 1 BB: 0 P: 14	R: 0 E: 0 K: 2 S: 8	H: 1 LOB: 1 BB: 0 P: 12	R: 0 E: 0 K: 0 S: 8	H: 0 LOB: 0 BB: 0 P: 13	R: 0 E: 0 K: 1 S: 8	H: 0 LOB: 0 BB: 0 P: 11	R: 0 E: 0 K: 2 S: 14	H: 1 LOB: 3 BB: 2 P: 28	R: 0 E: 0 K: 2 S: 18	H: 1 LOB: 1 BB: 0 P: 25	R: 5 E: 0 K: 0 S: 11	H: 2 LOB: 1 BB: 3 P: 24	1B: 6 2B: 4 3B: 0 HR: 2	SF: 0 SAC: 0 DP: 1 HBP: 0	WP: 1 PB: 0 SB: 0 CS: 0	PA: 42			
PITCHER	IP	WLS	BF	H	R	ER	SO	BB	IBB	HBP	BLK	WP	HR	S	P	ERA	WHIP								
Dan Haren, R (1, 1) ERA: 1.91	6.2		30	3	3	3	4	3	0	0	0	0	0	0	105	4.05	1.650								
44 Santiago Casilla, R (7, 1) ERA: 0.66	1.1	H	5	1	0	0	2	0	0	0	0	0	0	21	30	0.00	0.750								
Alan Embree, L (9, 1) ERA: 4.25	0.2	L	7	2	5	5	0	2	1	0	0	0	1	11	24	67.50	6.000								

Batter	1	2	3	4	5	6	7	8	9	AB	R	H	RBI	BB	SO	LOB	TOP					
6 Travis Buck, L (1,9) OBP: 0.385, SLG: 0.489	4-2 32 HR BB								0-0 HR 1B	5	3	2	0	1	0	3	Oakland Athletics @ Cleveland Indians Jacobs Field, Cleveland, OH Wed Jun 27 2007, 7:05 PM EDT Att: 18,614 - Partly Cloudy - 79 F					
Shannon Stewart, R (1,7) OBP: 0.383, SLG: 0.395	1-1 F9	0-0 2B 32 SF7 1B	0-1 14 FC5 3 BB 1B						0-1 HR	6	3	4	2	0	0	1						
Nick Swisher, S (1,8) OBP: 0.410, SLG: 0.461	4-0 32 HR BB	0-2 3 2B 2B	1-0 P3						1-2 G4-3	5	2	1	1	1	0	2						
32 Jack Cust, L (1,10) OBP: 0.407, SLG: 0.612	1-2 HR	1-2 SF7	0-3 K						0-1 G4-3	5	1	2	5	0	1	1						
3 Eric Chavez, L (1,5) OBP: 0.305, SLG: 0.444	0-1 14 WP 1B	3-2 14 1B 29 1B 2B	4-1 14 FC5 BB						1-2 P5	4	2	3	1	1	0	1						
14 Mark Ellis, R (1,4) OBP: 0.348, SLG: 0.431	1-3 K	1-1 8 BB 29 1B 1B	0-0 FC5						0-2 P2	5	0	1	0	0	1	4						
29 Dan Johnson, L (1,3) OBP: 0.366, SLG: 0.416	2-2 G4-3	2-0 8 BB 1B		4-0 G6-4-3 BB					2-3 K	4	0	2	1	1	1	1						
Marco Scutaro, R (1,6) OBP: 0.290, SLG: 0.371				0-1 G6-4-3					0-0 F8	5	1	2	1	0	0	3						
8 Kurt Suzuki, R (1,2) OBP: 0.429, SLG: 0.923				1-2 G5-3					0-3 K	4	1	1	2	1	2	2						
Inning Stats	R: 3 E: 0 K: 1 S: 17	H: 2 LOB: 1 BB: 2 P: 30	R: 6 E: 0 K: 0 S: 25	H: 8 LOB: 3 BB: 1 P: 40	R: 0 E: 0 K: 1 S: 8	H: 1 LOB: 2 BB: 1 P: 13	R: 0 E: 0 K: 0 S: 3	H: 0 LOB: 0 BB: 1 P: 8	R: 0 E: 0 K: 0 S: 6	H: 0 LOB: 0 BB: 0 P: 8	R: 1 E: 0 K: 1 S: 18	H: 3 LOB: 2 BB: 0 P: 26	R: 1 E: 0 K: 0 S: 12	H: 2 LOB: 1 BB: 0 P: 15	R: 0 E: 0 K: 1 S: 9	H: 0 LOB: 0 BB: 0 P: 13		R: 2 E: 0 K: 1 S: 11	H: 2 LOB: 0 BB: 0 P: 12	1B: 12 2B: 3 3B: 0 HR: 3	SF: 1 SAC: 0 DP: 1 HBP: 0	WP: 1 PB: 0 SB: 0 CS: 0
PITCHER	IP WLS BF H R ER SO BB IBB HBP BLK WP HR S P ERA WHIP	1.0 L 12 7 8 8 1 2 0 0 0 1 2 28 44 72.00 9.000	5.2 3.92 28 9 3 3 2 3 0 0 0 0 0 60 94 4.76 2.118	7.1 5.68 9 2 2 2 2 0 0 0 0 0 1 21 27 7.71 0.857	PITCHER										IP WLS BF H R ER SO BB IBB HBP BLK WP HR S P ERA WHIP							

AB	43
R	13
H	18
RBI	13
BB	5
SO	5
LOB	18



Batter	1	2	3	4	5	6	7	8	9	AB	R	H	RBI	BB	SO	LOB	BOTTOM					
24 Grady Sizemore, L (1,8) OBP: 0.396, SLG: 0.470	2-2 G4-3	1-0 1-3 2H 1B							0-2 L4	4	0	1	1	1	0	1	Oakland Athletics @ Cleveland Indians Jacobs Field, Cleveland, OH Wed Jun 27 2007, 7:05 PM EDT Att: 18,614 - Partly Cloudy - 79 F					
Casey Blake, R (1,5) OBP: 0.360, SLG: 0.465	4-1 BB	0-1 G5-3							1-2 F7	4	1	1	1	1	0	3						
41 Victor Martinez, S (1,2) OBP: 0.377, SLG: 0.530	2-3 K		1-2 G5-3						2-2 P4	5	0	2	0	0	1	1						
48 Travis Hafner, L (1,10) OBP: 0.400, SLG: 0.448	2-2 G1-3		4-2 2 FC6-4 BB						1-0 F9	4	1	1	1	1	0	3						
2 Johnny Peralta, R (1,6) OBP: 0.360, SLG: 0.480		1-1 HR	3-2 FC6-4 25 FC5-4						2-3 K	5	2	2	1	0	2	2						
25 Ryan Garko, R (1,3) OBP: 0.361, SLG: 0.463		3-1 24 1B 1B	1-2 FC5-4						0-0 P4	4	1	1	0	0	0	2						
Jason Michaels, R (1,7) OBP: 0.354, SLG: 0.469		3-2 24 1B 1B		1-1 G6-3					2-0 P4	4	1	2	0	0	1	0						
Franklin Gutierrez, R (1,9) OBP: 0.310, SLG: 0.491		1-3 K		2-2 G4-3					1-3 K	3	1	1	3	1	1	2						
29 Josh Barfield, R (1,4) OBP: 0.286, SLG: 0.350		2-3 K		1-2 P6					2-1 F9	4	0	0	0	0	1	3						
Inning Stats	R: 0 E: 0 K: 1 S: 12	H: 0 LOB: 1 BB: 1 P: 22	R: 2 E: 0 K: 2 S: 20	H: 4 LOB: 2 BB: 0 P: 31	R: 0 E: 0 K: 0 S: 16	H: 0 LOB: 0 BB: 1 P: 25	R: 0 E: 0 K: 0 S: 8	H: 0 LOB: 0 BB: 0 P: 12	R: 0 E: 0 K: 0 S: 9	H: 1 LOB: 0 BB: 1 P: 16	R: 3 E: 0 K: 0 S: 14	H: 3 LOB: 0 BB: 0 P: 25	R: 2 E: 0 K: 1 S: 13	H: 2 LOB: 0 BB: 0 P: 19	R: 0 E: 0 K: 1 S: 10	H: 0 LOB: 1 BB: 1 P: 17		R: 0 E: 0 K: 1 S: 11	H: 1 LOB: 1 BB: 0 P: 17	1B: 6 2B: 1 3B: 0 HR: 4	SF: 0 SAC: 0 DP: 1 HBP: 0	WP: 0 PB: 0 SB: 0 CS: 0
PITCHER	IP WLS BF H R ER SO BB IBB HBP BLK WP HR S P ERA WHIP	5.0 W 22 5 2 2 3 0 0 0 0 0 1 12 22 40.50 4.500	6.1 9.95 6 2 2 2 1 0 0 0 0 0 2 15 22 13.50 1.500	8.1 0.57 8 1 0 0 2 1 0 0 0 0 0 0 21 34 0.00 1.000	PITCHER										IP WLS BF H R ER SO BB IBB HBP BLK WP HR S P ERA WHIP							

AB	37
R	7
H	11
RBI	7
BB	4
SO	6
LOB	17



Batter	1	2	3	4	5	6	7	8	9	AB	R	H	RBI	BB	SO	LOB	TOP				
Shannon Stewart, R OBP: 0.360, SLG: 0.391 (1, 7)		G5-3		F7			G5-3		P4	5	1	1	0	0	0	4	Oakland Athletics @ Cleveland Indians Jacobs Field, Cleveland, OH Thu Jun 28 2007, 12:05 PM EDT Att: 22,921 - Cloudy - 78 F				
21 Mark Kotsay, L OBP: 0.294, SLG: 0.347 (1, 8)	F7				G1-6-3				F8	5	0	2	1	0	0	3					
Nick Swisher, S OBP: 0.404, SLG: 0.453 (1, 9)	F8	G4-3			K				G4-3	4	0	0	0	0	1	3					
32 Jack Cust, L OBP: 0.415, SLG: 0.615 (1, 10)					G4-3					4	0	3	0	0	0	0					
3 Eric Chavez, L OBP: 0.304, SLG: 0.441 (1, 5)					K				G4-6-3	4	0	1	1	0	1	2					
14 Mark Ellis, R OBP: 0.344, SLG: 0.425 (1, 4)	F9				G5-3				G6-3	4	0	0	0	0	0	2					
29 Dan Johnson, L OBP: 0.376, SLG: 0.448 (1, 3)										4	1	4	1	0	0	0					
7 Bobby Crosby, R OBP: 0.284, SLG: 0.354 (1, 6)					P4				G4-6-3	4	1	1	0	0	0	3					
Jason Kendall, R OBP: 0.254, SLG: 0.259 (1, 2)		G4-3			G6-3				L5	4	0	1	0	0	0	2					
Inning Stats	R: 1 E: 0 K: 0 S: 21	H: 3 LOB: 2 BB: 0 P: 29	R: 2 E: 0 K: 0 S: 13	H: 3 LOB: 1 BB: 0 P: 17	R: 0 E: 0 K: 1 S: 9	H: 0 LOB: 0 BB: 0 P: 12	R: 0 E: 0 K: 0 S: 9	H: 1 LOB: 1 BB: 0 P: 13	R: 0 E: 0 K: 1 S: 10	H: 1 LOB: 1 BB: 0 P: 10	R: 0 E: 0 K: 0 S: 6	H: 1 LOB: 0 BB: 0 P: 8	R: 0 E: 0 K: 0 S: 5	H: 1 LOB: 0 BB: 0 P: 7	R: 0 E: 0 K: 0 S: 12	H: 2 LOB: 2 BB: 0 P: 18	1B: 10 2B: 2 3B: 0 HR: 1	SF: 0 SAC: 0 DP: 2 HBP: 0	WP: 0 PB: 0 SB: 0 CS: 0	PA: 38	
PITCHER	IP WLS BF H R ER SO BB IBB HBP BLK WP HR S P ERA WHIP	7.0 W 30 10 3 3 2 0 0 0 0 0 1 75 97 3.86 1.429	1.0 H 3 1 0 0 0 0 0 0 0 0 0 5 7 0.00 1.000	1.0 S 5 2 0 0 0 0 0 0 0 0 0 12 18 0.00 2.000																	



Batter	1	2	3	4	5	6	7	8	9	AB	R	H	RBI	BB	SO	LOB	BOTTOM			
24 Grady Sizemore, L OBP: 0.395, SLG: 0.471 (1, 8)	F7				L9				F9	4	0	1	1	0	0	3	Oakland Athletics @ Cleveland Indians Jacobs Field, Cleveland, OH Thu Jun 28 2007, 12:05 PM EDT Att: 22,921 - Cloudy - 78 F			
Jason Michaels, R OBP: 0.352, SLG: 0.483 (1, 7)	F9				K				F8	4	1	1	3	0	1	2				
41 Victor Martinez, S OBP: 0.379, SLG: 0.536 (1, 3)	G4-3									4	0	2	0	0	0	0				
48 Travis Hafner, L OBP: 0.401, SLG: 0.444 (1, 10)										2	0	0	0	1	0	1				
2 Johnny Peralta, R OBP: 0.355, SLG: 0.473 (1, 6)										4	0	0	0	0	2	4				
Trot Nixon, L OBP: 0.332, SLG: 0.324 Franklin Gutierrez, R OBP: 0.322, SLG: 0.491 (1, 9) (8, 9)										2	0	0	0	1	0	2				
10 Kelly Shoppach, R OBP: 0.450, SLG: 0.662 (1, 2)										0	0	0	0	1	0	0				
29 Josh Barfield, R OBP: 0.289, SLG: 0.353 (1, 4)										3	0	1	0	0	0	1				
Mike Rouse, L OBP: 0.196, SLG: 0.137 Casey Blake, R OBP: 0.361, SLG: 0.465 (1, 5) (7, PH) (8, 5)										4	2	2	0	0	0	2				
										2	0	0	0	0	1	2				
Inning Stats	R: 0 E: 0 K: 0 S: 8	H: 0 LOB: 0 BB: 0 P: 12	R: 0 E: 0 K: 1 S: 6	H: 0 LOB: 1 BB: 1 P: 14	R: 0 E: 0 K: 2 S: 15	H: 1 LOB: 0 BB: 0 P: 23	R: 0 E: 0 K: 0 S: 7	H: 1 LOB: 1 BB: 0 P: 14	R: 1 E: 0 K: 0 S: 14	H: 2 LOB: 1 BB: 0 P: 22	R: 0 E: 0 K: 0 S: 6	H: 0 LOB: 1 BB: 0 P: 12	R: 3 E: 0 K: 1 S: 15	H: 4 LOB: 2 BB: 1 P: 27	R: 0 E: 0 K: 0 S: 10	H: 0 LOB: 1 BB: 1 P: 18	1B: 4 2B: 3 3B: 0 HR: 1	SF: 0 SAC: 1 DP: 0 HBP: 1	WP: 0 PB: 0 SB: 2 CS: 0	PA: 36
PITCHER	IP WLS BF H R ER SO BB IBB HBP BLK WP HR S P ERA WHIP	6.1 L 4 2 1 1 0 0 1 0 0 0 1 7 15 27.00 6.000	1.1 L 4 2 1 1 0 0 0 1 0 0 0 0 14 25 0.00 0.750																	



Batter	1	2	3	4	5	6	7	8	9	AB	R	H	RBI	BB	SO	LOB	TOP					
1 Akinori Iwamura, L (1.5) OBP: 0.392, SLG: 0.437	P5		K		F9			L7	F7	5	0	0	0	0	1	2						
Brendan Harris, R (1.6) OBP: 0.371, SLG: 0.478	L9			F9		F7		E5	G5-3	5	0	0	0	0	0	0						
Delmon Young, R (1.8) OBP: 0.305, SLG: 0.411	F9			F8		1B	2B	E1		4	1	1	0	0	0	1						
Ty Wigginton, R (1.3) OBP: 0.316, SLG: 0.456		G5-3		G4-3		1B	2B	F8		4	0	1	1	0	0	2						
31 Jonny Gomes, R (1.9) OBP: 0.341, SLG: 0.491		K			1B	K		K		4	1	1	0	0	3	3						
3 Jorge Cantu, R (1.10) OBP: 0.293, SLG: 0.250		K			G1-4-3	K			F9	4	0	0	0	0	2	2						
Josh Wilson, R (1.4) OBP: 0.321, SLG: 0.294			K2-3		1B	K			HR	4	2	2	0	0	2	0						
Raul Casanova, S (1.2) OBP: 0.351, SLG: 0.625			1B		SF9	G5-3			HR	3	1	2	3	0	0	0						
Dustan Mohr, R (1.7) OBP: 0.250, SLG: 0.625		L4			1B	K			HR	4	1	2	2	0	1	1						
Inning Stats	R: 0 E: 0 K: 0 S: 6	H: 0 LOB: 0 BB: 0 P: 10	R: 0 E: 0 K: 2 S: 11	H: 0 LOB: 0 BB: 0 P: 15	R: 0 E: 0 K: 2 S: 9	H: 1 LOB: 1 BB: 0 P: 14	R: 0 E: 0 K: 0 S: 6	H: 0 LOB: 0 BB: 0 P: 7	R: 2 E: 1 K: 0 S: 14	H: 3 LOB: 1 BB: 0 P: 19	R: 1 E: 0 K: 2 S: 15	H: 2 LOB: 1 BB: 0 P: 22	R: 0 E: 0 K: 2 S: 8	H: 0 LOB: 0 BB: 0 P: 13	R: 0 E: 0 K: 1 S: 14	H: 0 LOB: 2 BB: 0 P: 22	R: 3 E: 0 K: 0 S: 18	H: 3 LOB: 0 BB: 0 P: 21	1B: 6 2B: 1 3B: 0 HR: 2	SF: 1 SAC: 0 DP: 0 HBP: 0	WP: 0 PB: 0 CS: 0	PA: 38
PITCHER	IP	WLS	BF	H	R	ER	SO	BB	IBB	HBP	BLK	WP	HR	S	P	ERA	WHIP					
CC Sabathia, L (1.1) ERA: 3.2	7.0	W	27	6	3	2	8	0	0	0	0	0	0	69	100	2.57	0.857					
53 Rafael Perez, L (8.1) ERA: 2.05	1.1		9	3	3	3	1	0	0	0	0	0	2	27	37	20.25	2.250					
47 Joe Borowski, R (9.1) ERA: 5.58	0.2	S	2	0	0	0	0	0	0	0	0	0	0	5	6	0.00	0.000					

Tampa Bay Devil Rays @ Cleveland Indians
 Jacobs Field, Cleveland, OH
 Sat Jun 30 2007, 7:05 PM EDT
 Att: 36,726 - Clear - 75 F

AB 37
 R 6
 H 9
 RBI 6
 BB 0
 SO 9
 LOB 11

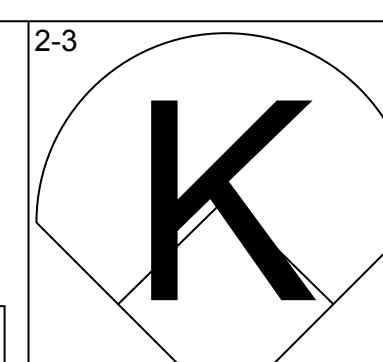
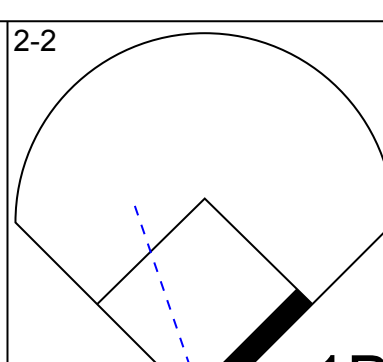
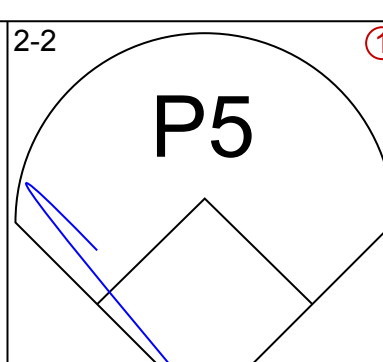
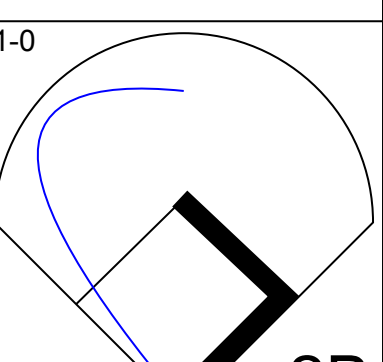
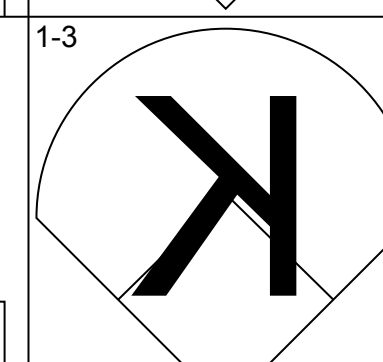
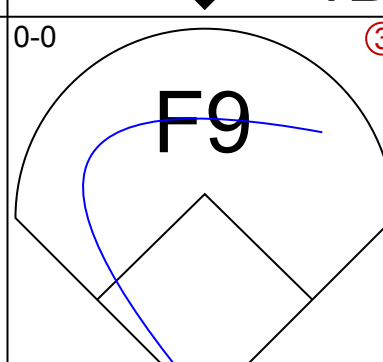
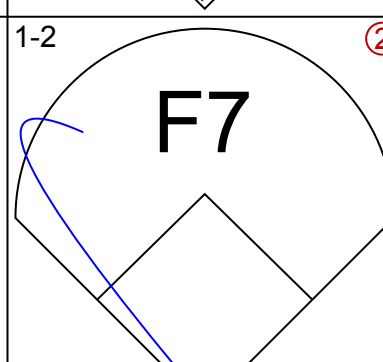
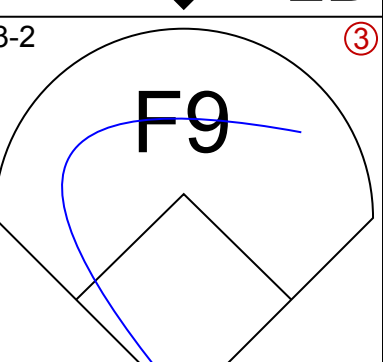
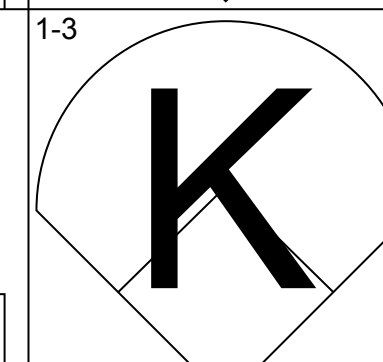
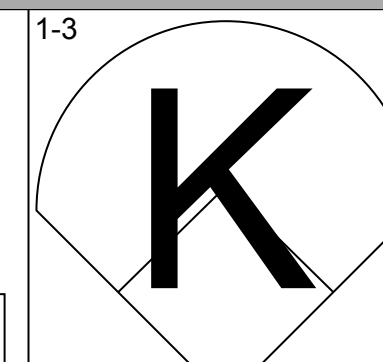
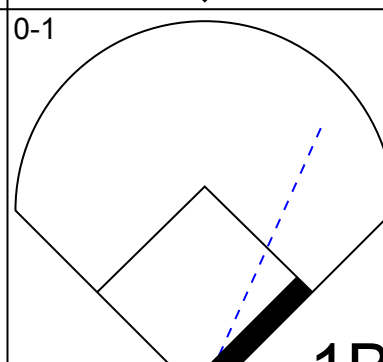
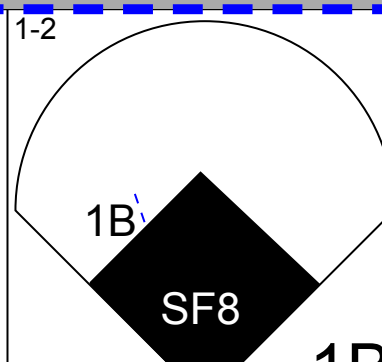
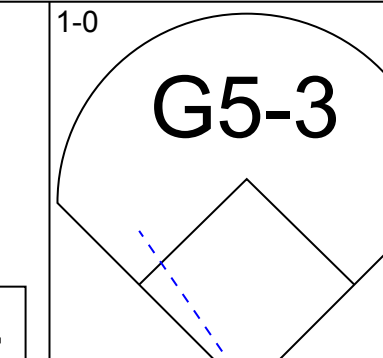
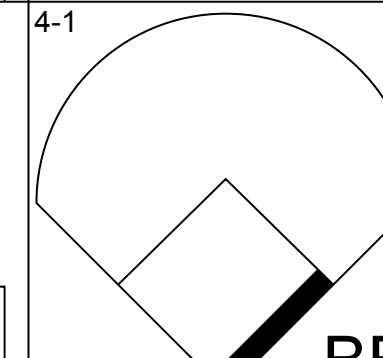
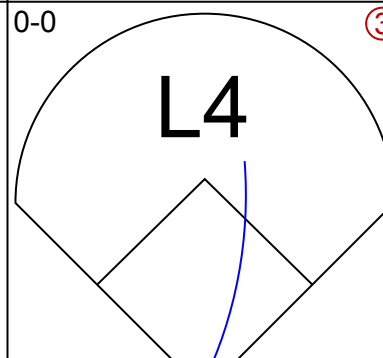
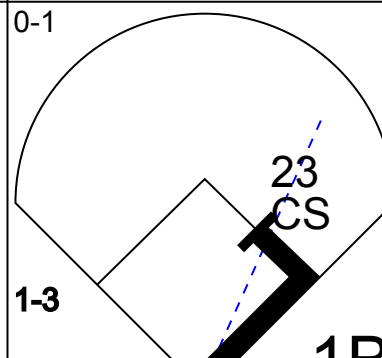
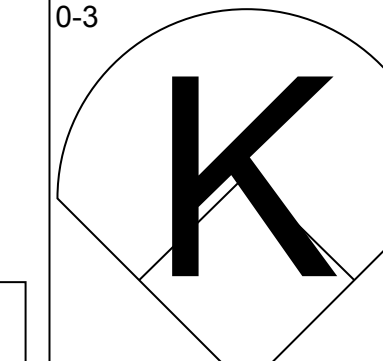
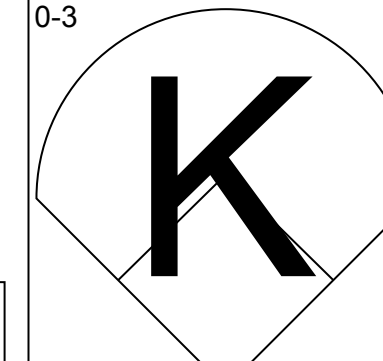
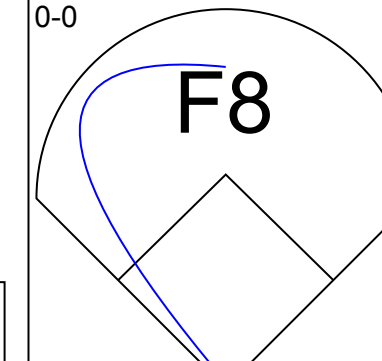
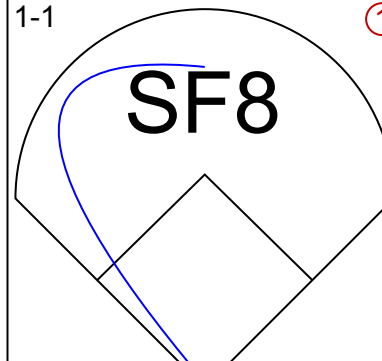
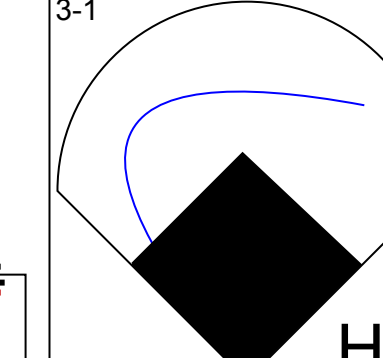
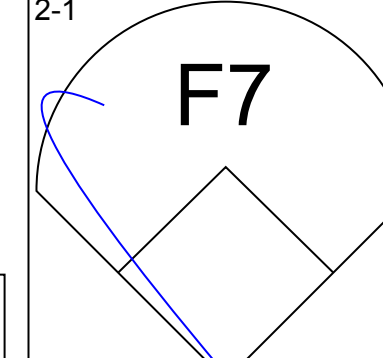
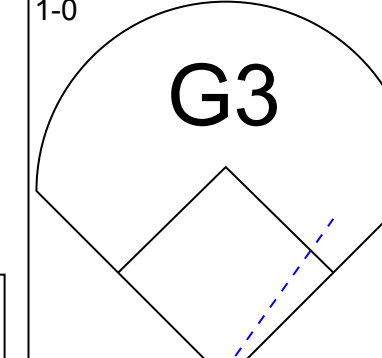
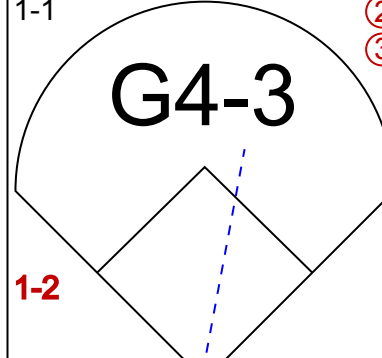
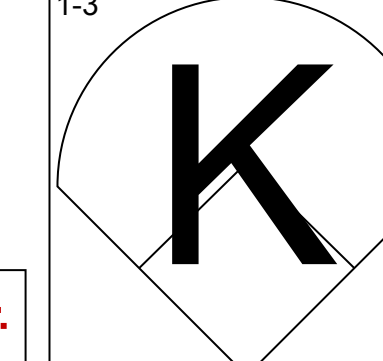
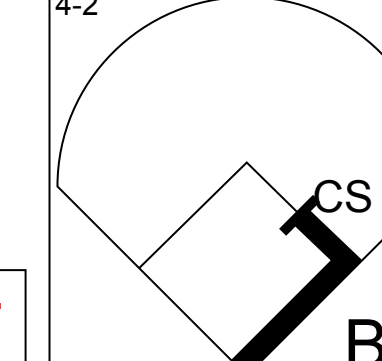
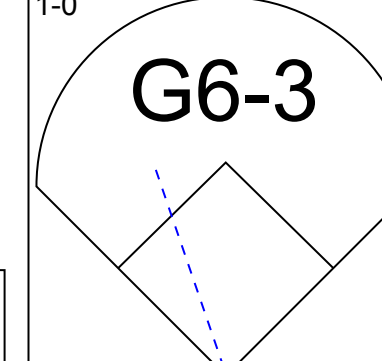
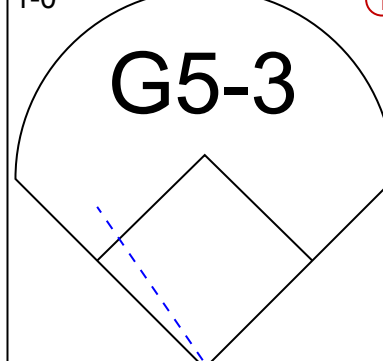
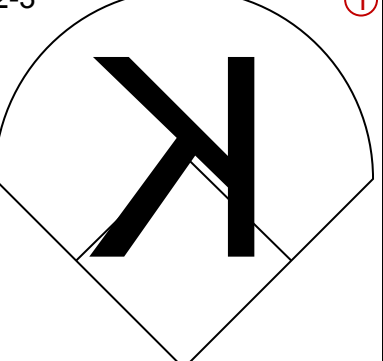
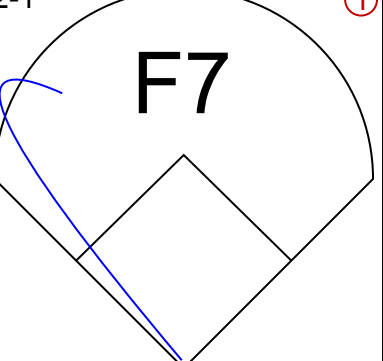
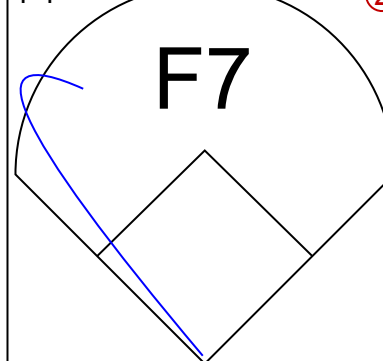
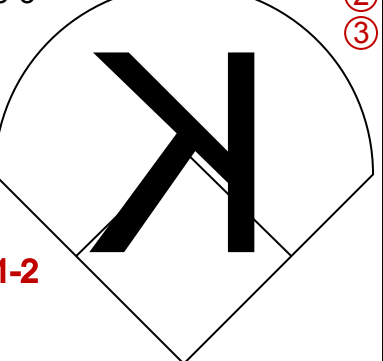
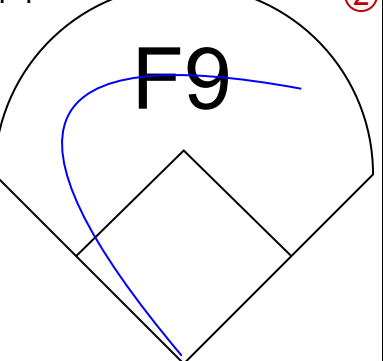


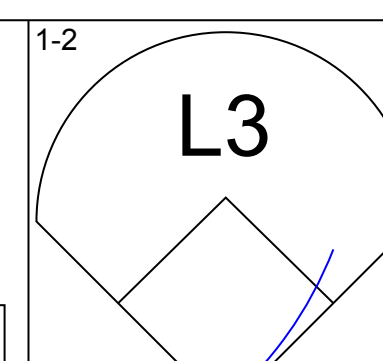
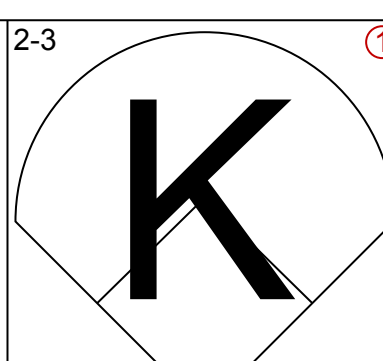
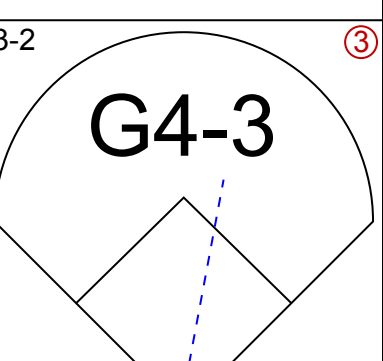
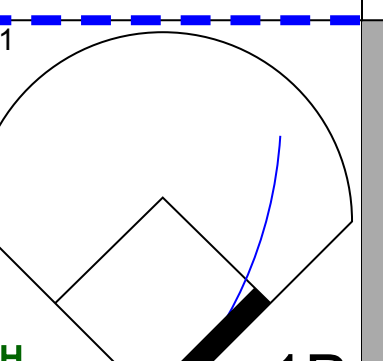
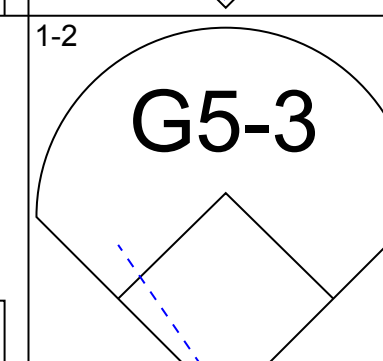
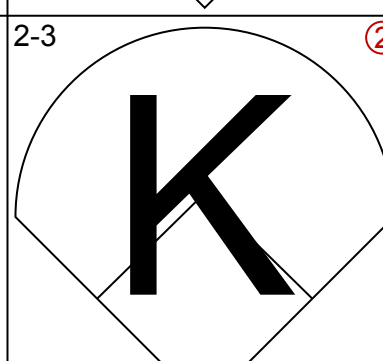
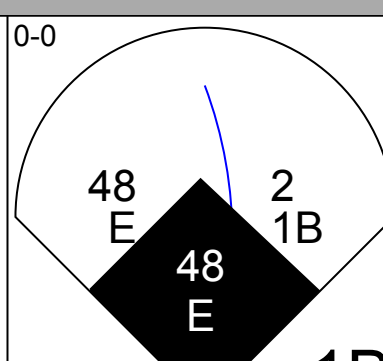
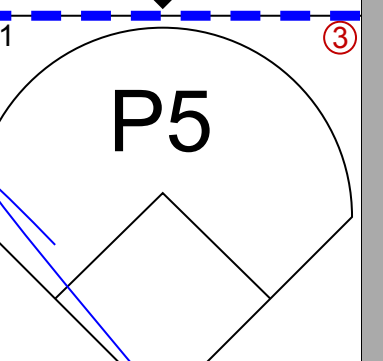
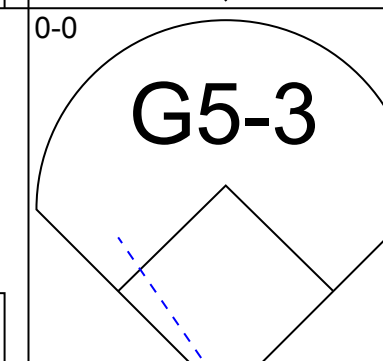
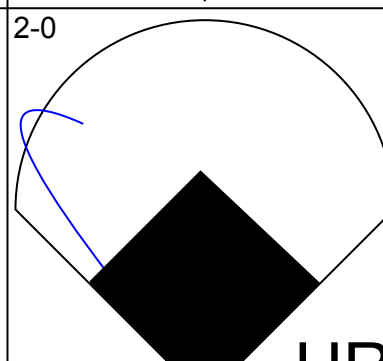
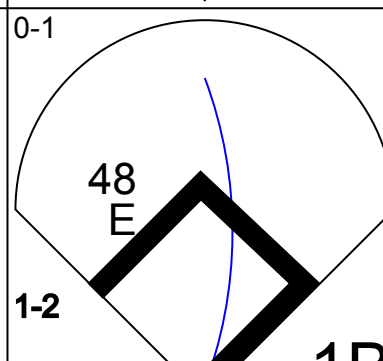
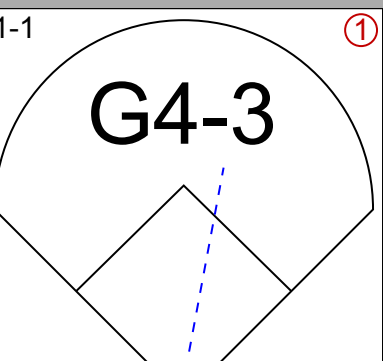
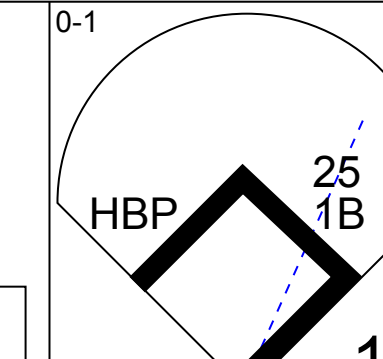
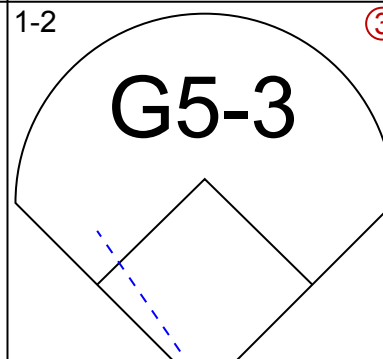
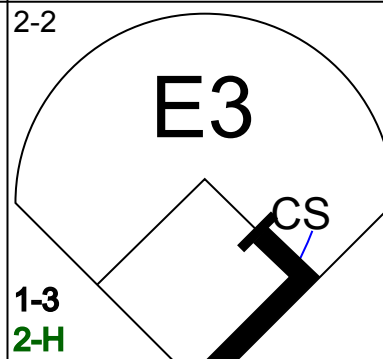
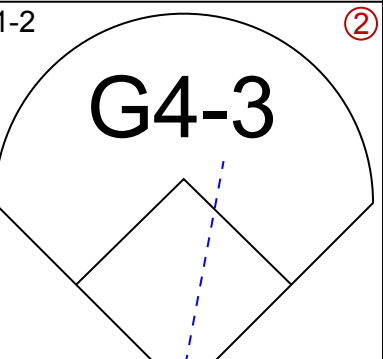
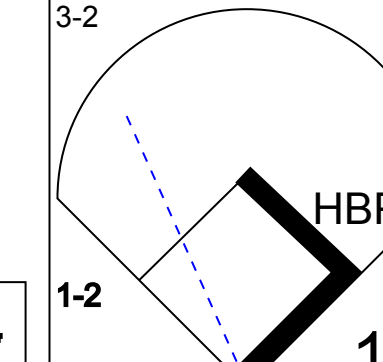
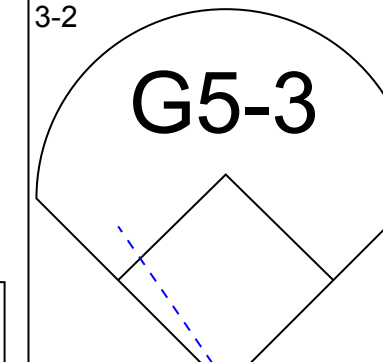
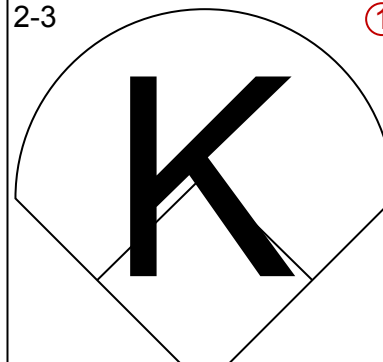
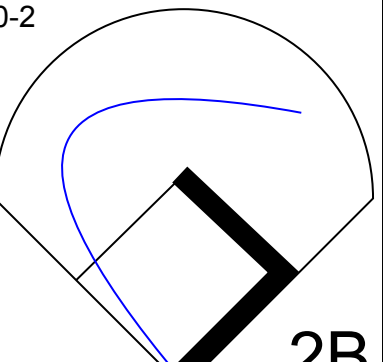
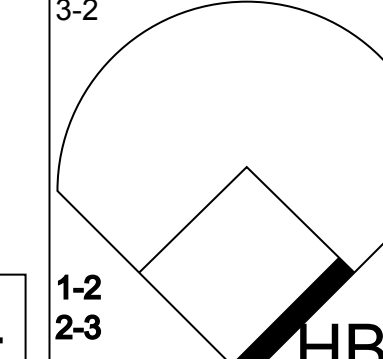
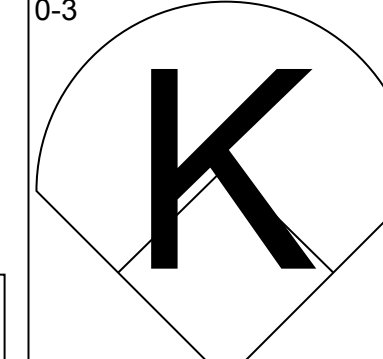
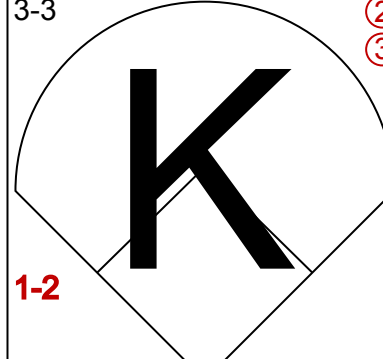
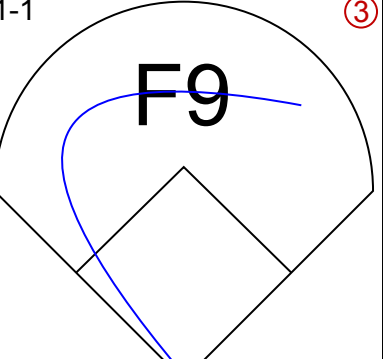
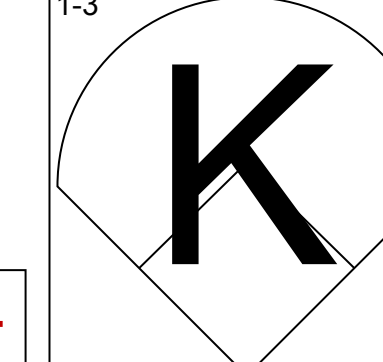
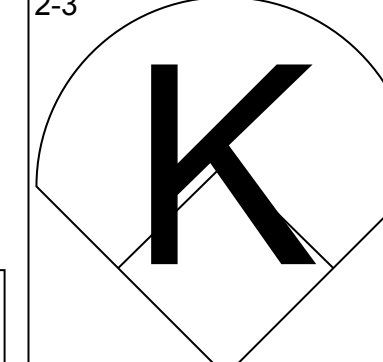
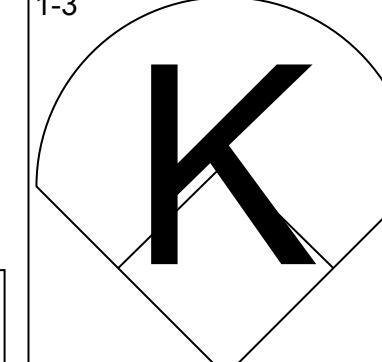
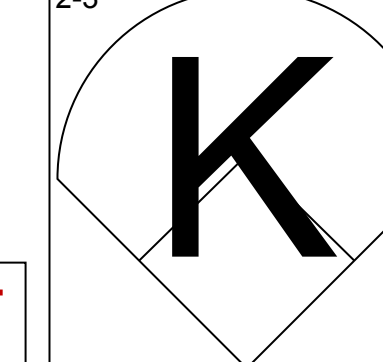
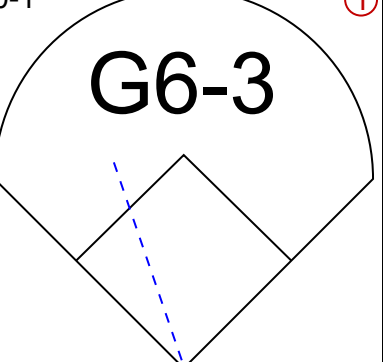
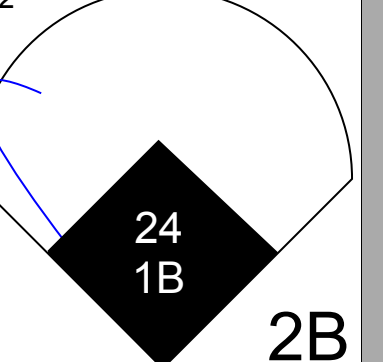
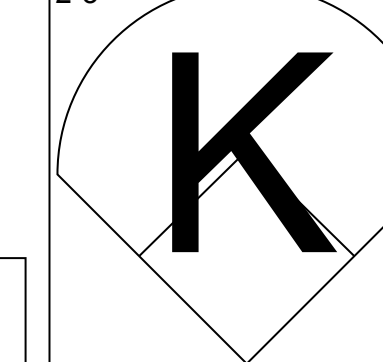
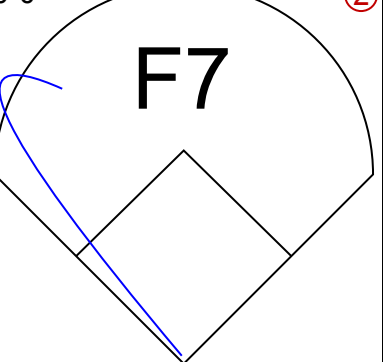
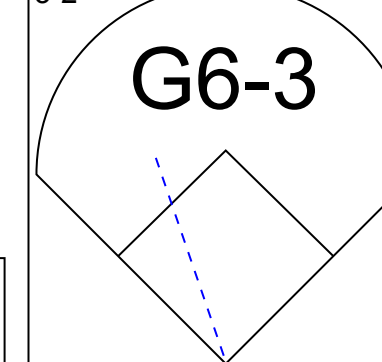
Batter	1	2	3	4	5	6	7	8	9	AB	R	H	RBI	BB	SO	LOB	BOTTOM					
24 Grady Sizemore, L (1.8) OBP: 0.401, SLG: 0.471	K	CS		E8		1B		G6-4-3		4	1	3	3	1	1	0						
Casey Blake, R (1.5) OBP: 0.357, SLG: 0.458	K	CS		F9		G5-3		G6-4-3		5	0	1	2	0	1	2						
41 Victor Martinez, S (1.2) OBP: 0.384, SLG: 0.543	2B			F9		1B		1B		5	0	3	0	0	1	2						
48 Travis Hafner, L (1.10) OBP: 0.402, SLG: 0.451	FC6-4			F8		HR		1B		3	1	1	1	2	0	3						
2 Jhonny Peralta, R (1.6) OBP: 0.355, SLG: 0.469	FC6-4			K		G6-3		FC6-4		5	0	2	1	0	1	5						
Jason Michaels, R (1.7) OBP: 0.348, SLG: 0.474		G6-3		L5		G6-3		F7		3	1	0	0	0	0	3						
25 Ryan Garko, R (1.3) OBP: 0.357, SLG: 0.460		G6-3		1B		K		G6-3		4	2	2	0	0	1	1						
Franklin Gutierrez, R (1.9) OBP: 0.333, SLG: 0.508		G6-3		1B		1B		G4-3		4	1	2	0	0	0	2						
29 Josh Barfield, R (1.4) OBP: 0.284, SLG: 0.346		K		FC1-4		1B		G6-3		4	2	1	1	0	1	3						
Inning Stats	R: 0 E: 0 K: 2 S: 15	H: 1 LOB: 2 BB: 1 P: 27	R: 2 E: 0 K: 1 S: 14	H: 2 LOB: 0 BB: 0 P: 23	R: 0 E: 0 K: 1 S: 8	H: 1 LOB: 1 BB: 0 P: 16	R: 2 E: 1 K: 0 S: 14	H: 3 LOB: 1 BB: 0 P: 20	R: 1 E: 0 K: 2 S: 13	H: 2 LOB: 1 BB: 0 P: 21	R: 3 E: 0 K: 0 S: 15	H: 4 LOB: 2 BB: 1 P: 32	R: 0 E: 0 K: 0 S: 9	H: 2 LOB: 2 BB: 1 P: 17	1B: 10 2B: 4 3B: 0 HR: 1	SF: 0 SAC: 0 DP: 1 HBP: 1	WP: 1 PB: 0 SB: 0 CS: 1	PA: 42				
PITCHER	IP	WLS	BF	H	R	ER	SO	BB	IBB	HBP	BLK	WP	HR	S	P	ERA	WHIP					
39 J.P. Howell, L (1.1) ERA: 5.19	4.1	L	22	5	5	5	5	1	0	1	0	0	0	22	44	16.20	3.600					
49 Jason Hammel, R (5.1) ERA: 5.09	1.2		11	5	3	3	1	1	0	0	0	0	0	22	44	16.20	3.600					
Brian Stokes, R (7.1) ERA: 5.7	2.0		8	2	0	0	0	1	0	0	0	0	0	16	28	0.00	1.500					

Tampa Bay Devil Rays @ Cleveland Indians
 Jacobs Field, Cleveland, OH
 Sat Jun 30 2007, 7:05 PM EDT
 Att: 36,726 - Clear - 75 F

AB 37
 R 8
 H 15
 RBI 8
 BB 3
 SO 6
 LOB 21



Batter	1	2	3	4	5	6	7	8	9	AB	R	H	RBI	BB	SO	LOB	TOP				
1 Akinori Iwamura, L (1, 5) OBP: 0.395, SLG: 0.444										4	0	2	0	0	1	0	Tampa Bay Devil Rays @ Cleveland Indians Jacobs Field, Cleveland, OH Sun Jul 01 2007, 1:05 PM EDT Att: 30,410 - Sunny - 70 F				
Brendan Harris, R (1, 6) OBP: 0.365, SLG: 0.471										4	0	0	0	0	1	2					
13 Carl Crawford, L (1, 7) OBP: 0.339, SLG: 0.455										4	1	2	0	0	2	0					
Ty Wigginton, R (1, 10) OBP: 0.318, SLG: 0.455 Dustin Mohr, R (9, PR) OBP: 0.250, SLG: 0.625										3	0	1	0	1	0	1					
Delmon Young, R (1, 8) OBP: 0.301, SLG: 0.407										3	0	0	1	0	2	1					
23 Carlos Pena, L (1, 3) OBP: 0.380, SLG: 0.604										4	1	1	1	0	0	2					
31 Jonny Gomes, R (1, 9) OBP: 0.341, SLG: 0.482										2	0	0	0	1	1	0					
30 Dioner Navarro, S (1, 2) OBP: 0.245, SLG: 0.265										3	0	0	0	0	1	1					
Josh Wilson, R (1, 4) OBP: 0.309, SLG: 0.282										3	0	0	0	0	1	1					
Inning Stats	R: 0 E: 0 K: 3 S: 9	H: 0 LOB: 0 BB: 0 P: 13	R: 1 E: 0 K: 2 S: 9	H: 1 LOB: 0 BB: 0 P: 14	R: 0 E: 0 K: 0 S: 7	H: 1 LOB: 1 BB: 0 P: 11	R: 0 E: 0 K: 2 S: 10	H: 0 LOB: 1 BB: 1 P: 17	R: 0 E: 0 K: 0 S: 10	H: 1 LOB: 1 BB: 0 P: 19	R: 0 E: 0 K: 0 S: 9	H: 0 LOB: 0 BB: 0 P: 5	R: 0 E: 0 K: 0 S: 9	H: 1 LOB: 1 BB: 0 P: 16	R: 1 E: 0 K: 0 S: 10	H: 2 LOB: 1 BB: 0 P: 13		1B: 4 2B: 2 3B: 0 HR: 1	SF: 1 SAC: 0 DP: 1 HBP: 0	WP: 0 PB: 0 SB: 0 CS: 2	PA: 33
PITCHER	IP	WLS	BF	H	R	ER	SO	BB	IBB	HBP	BLK	WP	HR	S	P	ERA	WHIP				
31 Cliff Lee, L (1, 1) ERA: 4.9	8.0	W	29	4	1	1	9	2	0	0	0	0	1	66	107	1.12	0.750				
47 Joe Borowski, R (9, 1) ERA: 5.68	1.0	S	4	2	1	1	0	0	0	0	0	0	0	10	13	9.00	2.000				

Batter	1	2	3	4	5	6	7	8	9	AB	R	H	RBI	BB	SO	LOB	BOTTOM				
24 Grady Sizemore, L (1, 8) OBP: 0.399, SLG: 0.468										4	0	1	1	0	1	0	Tampa Bay Devil Rays @ Cleveland Indians Jacobs Field, Cleveland, OH Sun Jul 01 2007, 1:05 PM EDT Att: 30,410 - Sunny - 70 F				
Casey Blake, R (1, 5) OBP: 0.356, SLG: 0.455										4	1	1	0	0	1	1					
2 Jhonny Peralta, R (1, 6) OBP: 0.356, SLG: 0.480										4	1	2	1	0	0	0					
48 Travis Hafner, L (1, 10) OBP: 0.401, SLG: 0.449										4	0	1	0	0	0	1					
25 Ryan Garko, R (1, 3) OBP: 0.360, SLG: 0.465										4	0	2	0	0	1	2					
Jason Michaels, R (1, 7) OBP: 0.347, SLG: 0.465										3	0	0	0	0	2	3					
10 Kelly Shoppach, R (1, 2) OBP: 0.434, SLG: 0.635										3	0	0	0	0	3	3					
12 Ben Francisco, R (1, 9) OBP: 0.333, SLG: 0.778										3	1	1	0	0	1	3					
29 Josh Barfield, R (1, 4) OBP: 0.281, SLG: 0.343										3	0	0	0	0	1	4					
Inning Stats	R: 0 E: 0 K: 0 S: 7	H: 0 LOB: 0 BB: 0 P: 9	R: 0 E: 0 K: 3 S: 20	H: 2 LOB: 3 BB: 0 P: 31	R: 1 E: 0 K: 2 S: 12	H: 1 LOB: 0 BB: 0 P: 19	R: 0 E: 0 K: 2 S: 10	H: 0 LOB: 0 BB: 0 P: 15	R: 0 E: 0 K: 0 S: 6	H: 0 LOB: 0 BB: 0 P: 9	R: 1 E: 1 K: 2 S: 16	H: 2 LOB: 1 BB: 0 P: 22	R: 1 E: 0 K: 1 S: 16	H: 2 LOB: 1 BB: 0 P: 23	R: 0 E: 0 K: 0 S: 10	H: 1 LOB: 1 BB: 0 P: 13		1B: 5 2B: 2 3B: 0 HR: 1	SF: 0 SAC: 0 DP: 0 HBP: 1	WP: 0 PB: 0 SB: 0 CS: 1	PA: 33
PITCHER	IP	WLS	BF	H	R	ER	SO	BB	IBB	HBP	BLK	WP	HR	S	P	ERA	WHIP				
33 James Shields, R (1, 1) ERA: 3.76	6.1	L	26	6	3	2	10	0	0	1	0	0	1	78	114	2.84	0.947				
22 Shawn Camp, R (7, 1) ERA: 6.23	0.1		1	0	0	0	0	0	0	0	0	0	0	5	8	0.00	0.000				
Casey Fossum, L (7, 1) ERA: 7.4	0.0		1	1	0	0	0	0	0	0	0	0	0	2	3	∞	∞				
47 Gary Glover, R (7, 1) ERA: 4.97	1.1		5	1	0	0	0	0	0	0	0	0	0	12	16	0.00	0.750				

Batter	1	2	3	4	5	6	7	8	9	10	11	AB	R	H	RBI	BB	SO	LOB	TOP										
24 Grady Sizemore, L OBP: 0.396, SLG: 0.469	0-0 1B 2 SF9	3-3 K		2-3 K		0-0 G4-6-3			4-0 SH2-3 BB		0-0 F7	5	1	1	0	1	2	4											
Casey Blake, R OBP: 0.364, SLG: 0.458	0-2 1B		4-2 2B BB	2-2 P4			1-2 F8		0-0 SH2-3		0-1 HR	4	2	2	1	1	0	0											
2 Jhonny Peralta, R OBP: 0.353, SLG: 0.478	1-1 SF9		3-1 4B 1B SF8 2B		2-3 K		3-2 G5-3		1-3 K		0-1 F8	5	1	1	2	0	2	1											
41 Victor Martinez, S OBP: 0.387, SLG: 0.538	1-3 K		0-1 10 F9 48 CI 1B		2-1 F8		3-2 F7		4-0 IBB			4	0	1	0	1	1	1											
48 Travis Hafner, L OBP: 0.397, SLG: 0.443	3-3 K		0-1 CI		1-0 1B		1-2 G6-3		2-3 K			4	0	1	0	0	2	3											
Jason Michaels, R OBP: 0.347, SLG: 0.462	4-0 1B BB		1-2 SF8		2-2 F9			0-0 HR		0-3 K		1	0	0	1	1	0	1											
12 Ben Francisco, R OBP: 0.533, SLG: 1.286			3-3 HR									2	1	1	1	0	1	0											
10 Kelly Shoppach, R OBP: 0.420, SLG: 0.620	2-3 K		0-1 F8			0-0 SH1-3 2B		0-0 P2		3-3 K		5	0	1	0	0	2	3											
Franklin Gutierrez, R OBP: 0.343, SLG: 0.500	1-2 1B		1-3 K			0-0 SH1-3		4-2 BB		1-2 P6		3	0	1	0	1	1	2											
29 Josh Barfield, R OBP: 0.280, SLG: 0.334	1-1 L9		3-3 K			4-0 24 G4-6-3 BB		1-1 F7		1-3 K		4	0	0	0	1	2	3											
Inning Stats	R: 1 E: 0 K: 2 S: 13	H: 2 LOB: 1 BB: 0 P: 18	R: 0 E: 0 K: 2 S: 12	H: 1 LOB: 2 BB: 1 P: 23	R: 2 E: 1 K: 1 S: 17	H: 2 LOB: 2 BB: 1 P: 26	R: 0 E: 0 K: 2 S: 16	H: 0 LOB: 0 BB: 0 P: 23	R: 0 E: 0 K: 1 S: 11	H: 1 LOB: 1 BB: 0 P: 18	R: 0 E: 0 K: 0 S: 3	H: 0 LOB: 0 BB: 0 P: 18	R: 1 E: 0 K: 0 S: 10	H: 1 LOB: 1 BB: 1 P: 16	R: 0 E: 0 K: 2 S: 7	H: 0 LOB: 2 BB: 2 P: 18	R: 0 E: 0 K: 2 S: 11	H: 0 LOB: 0 BB: 0 P: 15	R: 1 E: 0 K: 1 S: 9	H: 1 LOB: 0 BB: 0 P: 10	1B: 5 2B: 2 3B: 0 HR: 2	SF: 2 SAC: 2 DP: 1 HBP: 0	WP: 0 PB: 0 SB: 0 CS: 0	PA: 48					
PITCHER	29 Nate Robertson, L ERA: 4.86											41 Jose Capellan, R ERA: 4.5																	
31 Zach Miner, R ERA: 2.03	2.0	H: 7	1	0	0	0	1	0	0	0	0	0	0	0	14	25	0.00	1.000											
43 Macey McBride, L ERA: 3.44	0.1	H: 1	0	0	0	0	0	0	0	0	0	0	0	3	4	0.00	0.000												
Chad Durbin, R ERA: 4.25	1.1	B: 8	1	1	1	1	2	1	0	0	0	1	11	25	6.75	2.250													
44 Bobby Seay, L ERA: 3.74	0.1		0	0	0	1	0	0	0	0	0	0	0	3	5	0.00	0.000												

Cleveland Indians @ Detroit Tigers
Comerica Park, Detroit, MI
Tue Jul 03 2007, 7:05 PM EDT
Att: 40,741 - Cloudy - 74 F

AB	37
R	5
H	9
RBI	5
BB	6
SO	13
LOB	18



Batter	1	2	3	4	5	6	7	8	9	10	11	AB	R	H	RBI	BB	SO	LOB	BOTTOM							
28 Curtis Granderson, L OBP: 0.338, SLG: 0.554	2-1 F7	1-0 F8			1-1 G3				2-0 L9		1-0 L9	5	0	0	0	0	0	2								
14 Placido Polanco, R OBP: 0.378, SLG: 0.420	0-1 G6-3		3-1 F9		3-2 30 BB 9 3B 1B		0-0 F9		0-2 F9		1-1 30 WP 3B 1B	5	1	2	0	0	0	0								
3 Gary Sheffield, R OBP: 0.403, SLG: 0.542	3-1 G5-3		2-2 HR		3-1 30 BB 9 1B		0-2 G4-3		0-2 G4-3		2-2 30 WP 1B	5	1	3	1	0	0	0								
30 Magglio Ordonez, R OBP: 0.446, SLG: 0.614		1-0 9 2B 1B	1-1 F8		4-2 9 1B BB		2-2 L7		2-2 L7		4-1 1-2 2-3 IBB	3	1	1	0	2	0	0								
9 Carlos Guillen, S OBP: 0.389, SLG: 0.561		0-0 1B SF8 2B	0-1 P4		0-2 1-2 2-3 1B		0-2 G3		0-2 G3		2-1 F5	5	1	2	1	0	0	3								
Ivan Rodriguez, R OBP: 0.281, SLG: 0.439		0-0 WP 1B		1-0 F9		0-1 G4-3		0-2 G6-3		2-2 G1-3		5	0	1	1	0	0	3								
Sean Casey, L OBP: 0.387, SLG: 0.381	2-3 3-H 1B		2-1 SF8		1-2 G3-1		0-1 F8		0-1 F8		0-3 K	4	0	0	1	0	1	0								
Craig Monroe, R OBP: 0.289, SLG: 0.388	1-2 E6		1-2 K		1-3 K		2-2 HBP		1-0 F8		0-3 K	4	0	0	0	0	2	1								
15 Brandon Inge, R OBP: 0.343, SLG: 0.429	0-3 K				1-2 L8		1-3 K		2-2 F7		2-0 F9	5	0	0	0	0	2	3								
Inning Stats	R: 0 E: 0 K: 0 S: 6	H: 0 LOB: 0 BB: 0 P: 11	R: 2 E: 1 K: 1 S: 12	H: 3 LOB: 2 BB: 0 P: 17	R: 1 E: 0 K: 0 S: 11	H: 1 LOB: 0 BB: 0 P: 17	R: 0 E: 0 K: 1 S: 8	H: 0 LOB: 0 BB: 0 P: 11	R: 1 E: 0 K: 0 S: 17	H: 3 LOB: 2 BB: 1 P: 29	R: 0 E: 0 K: 1 S: 9	H: 0 LOB: 1 BB: 0 P: 12	R: 0 E: 0 K: 0 S: 5	H: 0 LOB: 0 BB: 0 P: 7	R: 0 E: 0 K: 0 S: 14	H: 0 LOB: 0 BB: 0 P: 16	R: 0 E: 0 K: 0 S: 7	H: 0 LOB: 0 BB: 0 P: 10	R: 0 E: 0 K: 0 S: 15	H: 2 LOB: 3 BB: 1 P: 27	R: 0 E: 0 K: 2 S: 7	H: 0 LOB: 0 BB: 0 P: 9	1B: 7 2B: 1 3B: 0 HR: 1	SF: 1 SAC: 0 DP: 0 HBP: 1	WP: 2 PB: 0 SB: 0 CS: 0	PA: 45
PITCHER	Paul Byrd, R ERA: 4.71											63 Rafael Betancourt, R ERA: 1.19														
40 Tom Mastny, R ERA: 5.06	1.0	W: 6	2	0	0	0	0	1	0	15	27	0.00	2.000													
47 Joe Borowski, R ERA: 5.51	1.0	S: 3	0	0	0	2	0	0	0	0	7	9	0.00	0.000												

Cleveland Indians @ Detroit Tigers
Comerica Park, Detroit, MI
Tue Jul 03 2007, 7:05 PM EDT
Att: 40,741 - Cloudy - 74 F

AB	41
R	4
H	9
RBI	4
BB	2
SO	5
LOB	12



Batter	1	2	3	4	5	6	7	8	9	AB	R	H	RBI	BB	SO	LOB	TOP			
24 Grady Sizemore, L (1, 8) OBP: 0.398, SLG: 0.468	4-0 BB		2-0 FC4-6 1B		2-2 G3	4-1 FC5-4 BB		3-3 K		3	0	1	0	2	1	1	Cleveland Indians @ Detroit Tigers Comerica Park, Detroit, MI Wed Jul 04 2007, 7:05 PM EDT Att: 40,782 - Partly Cloudy - 76 F			
Casey Blake, R (1, 5) OBP: 0.355, SLG: 0.455	1-2 F7		0-2 FC4-6		3-2 2 BB 1B	0-1 FC5-4		4-2 BB		4	1	1	1	1	0	6				
2 Jhonny Perella, R (1, 6) OBP: 0.354, SLG: 0.474	1-1 G5-3		3-3 K		4-1 41 2B BB		4-1 48 HR BB	1-2 G5-3		3	1	0	0	2	1	4				
41 Victor Martinez, S (1, 2)		2-2 G5-3		0-2 G1-3	1-0 2B		1-0 F8		1-2 F8		5	0	1	1	0	0		1		
48 Travis Hafner, L (1, 10)		1-3 K		4-2 25 2B BB	1-1 G6-3		2-2 HR		0-3 K		4	1	1	2	1	2		2		
Jason Michaels, R (1, 7) OBP: 0.347, SLG: 0.459		3-3 K		0-0 F7		0-1 24 BB 1B	2-2 25 CS 1B		0-1 G6-3		3	0	1	0	0	1		1		
12 Ben Francisco, R (7, PH) OBP: 0.529, SLG: 1.188											2	0	1	0	0	0		0		
25 Ryan Garko, R (1, 3) OBP: 0.356, SLG: 0.468			0-1 E5 FC1-4 1B	0-0 2B		1-0 F8	1-2 G6-3				4	0	1	0	0	0		2		
Franklin Gutierrez, R (1, 9) OBP: 0.338, SLG: 0.485		1-2 FC1-4 24 1B 29 1B FC4-6	0-2 G5-3		0-1 24 BB 1B		3-2 G3				4	1	1	0	0	0		3		
29 Josh Barfield, R (1, 4) OBP: 0.283, SLG: 0.337		2-1 FC4-6 24 1B 1B		0-1 F9		1-3 K	2-0 24 WP 1B				4	0	2	0	0	1		2		
Inning Stats	R: 0 E: 0 K: 0 S: 5	H: 0 LOB: 0 BB: 1 P: 11	R: 0 E: 0 K: 2 S: 10	H: 0 LOB: 0 BB: 0 P: 16	R: 1 E: 1 K: 1 S: 15	H: 2 LOB: 2 BB: 0 P: 23	R: 0 E: 0 K: 0 S: 10	H: 1 LOB: 2 BB: 1 P: 14	R: 1 E: 0 K: 1 S: 14	H: 2 LOB: 3 BB: 1 P: 25	R: 2 E: 0 K: 0 S: 12	H: 2 LOB: 0 BB: 1 P: 22	R: 0 E: 0 K: 1 S: 12	H: 1 LOB: 2 BB: 1 P: 25	R: 0 E: 0 K: 1 S: 10	H: 0 LOB: 0 BB: 0 P: 11	1B: 7 2B: 2 3B: 0 HR: 1	SF: 0 SAC: 0 DP: 0 HBP: 0	WP: 1 PB: 0 SB: 0 CS: 1	PA: 42
PITCHER	IP WLS BF H R ER SO BB IBB HBP BLK WP HR S P ERA WHIP	IP WLS BF H R ER SO BB IBB HBP BLK WP HR S P ERA WHIP	IP WLS BF H R ER SO BB IBB HBP BLK WP HR S P ERA WHIP	IP WLS BF H R ER SO BB IBB HBP BLK WP HR S P ERA WHIP	IP WLS BF H R ER SO BB IBB HBP BLK WP HR S P ERA WHIP	IP WLS BF H R ER SO BB IBB HBP BLK WP HR S P ERA WHIP	IP WLS BF H R ER SO BB IBB HBP BLK WP HR S P ERA WHIP	IP WLS BF H R ER SO BB IBB HBP BLK WP HR S P ERA WHIP	IP WLS BF H R ER SO BB IBB HBP BLK WP HR S P ERA WHIP	IP WLS BF H R ER SO BB IBB HBP BLK WP HR S P ERA WHIP	IP WLS BF H R ER SO BB IBB HBP BLK WP HR S P ERA WHIP	IP WLS BF H R ER SO BB IBB HBP BLK WP HR S P ERA WHIP	IP WLS BF H R ER SO BB IBB HBP BLK WP HR S P ERA WHIP	IP WLS BF H R ER SO BB IBB HBP BLK WP HR S P ERA WHIP	IP WLS BF H R ER SO BB IBB HBP BLK WP HR S P ERA WHIP	IP WLS BF H R ER SO BB IBB HBP BLK WP HR S P ERA WHIP	IP WLS BF H R ER SO BB IBB HBP BLK WP HR S P ERA WHIP	IP WLS BF H R ER SO BB IBB HBP BLK WP HR S P ERA WHIP	IP WLS BF H R ER SO BB IBB HBP BLK WP HR S P ERA WHIP	

AB	36
R	4
H	10
RBI	4
BB	6
SO	6
LOB	22



Batter	1	2	3	4	5	6	7	8	9	AB	R	H	RBI	BB	SO	LOB	BOTTOM			
28 Curtis Granderson, L (1, 8) OBP: 0.339, SLG: 0.553	1-3 K	3-1 F8		2-2 14 1B 2B		1 SAFE 4-2 14 FC4-6 BB		2-3 K		4	1	1	1	1	2	1	Cleveland Indians @ Detroit Tigers Comerica Park, Detroit, MI Wed Jul 04 2007, 7:05 PM EDT Att: 40,782 - Partly Cloudy - 76 F			
14 Placido Polanco, R (1, 4) OBP: 0.377, SLG: 0.418	1-0 G6-3	1-3 K		3-1 2H 1B		1-0 FC4-6				4	0	1	1	0	1	3				
3 Gary Sheffield, R (1, 10) OBP: 0.402, SLG: 0.538	2-1 30 BB 9 1B 1B		0-1 G6-3	1-2 G4-3		0-2 G5-3				4	1	1	0	0	0	1				
30 Magglio Ordonez, R (1, 9) OBP: 0.444, SLG: 0.608	4-1 9 1B BB		0-0 P6		0-1 F9		0-0 P3			3	0	0	0	1	0	0				
9 Carlos Guillen, S (1, 6) OBP: 0.394, SLG: 0.571	1-1 1B		3-2 L9		1-1 G6-4-3 1B		3-0 3B 3B			4	1	3	1	0	0	0				
Ivan Rodriguez, R (1, 2) OBP: 0.294, SLG: 0.447	1-2 G4-3			0-1 1B 15 B4-3 1B	1-0 G6-4-3		0-0 3B			4	1	2	1	0	0	3				
Sean Casey, L (1, 3) OBP: 0.359, SLG: 0.387		1-1 33 F8 15 1B 2B		0-0 15 B4-3 28 2B 1B		2-3 K	0-0 F9			4	2	2	0	0	1	1				
33 Marcus Thames, R (1, 7) OBP: 0.278, SLG: 0.479		2-0 F8		1-2 P3		0-0 28 S 1B		0-0 P5		4	0	1	0	0	0	3				
15 Brandon Inge, R (1, 5) OBP: 0.341, SLG: 0.426		0-1 14 S 1B		1-0 B4-3		0-2 F9		0-3 K		4	0	1	2	0	1	2				
Inning Stats	R: 1 E: 0 K: 1 S: 15	H: 2 LOB: 1 BB: 1 P: 25	R: 1 E: 0 K: 1 S: 11	H: 2 LOB: 1 BB: 0 P: 18	R: 0 E: 0 K: 0 S: 6	H: 0 LOB: 0 BB: 0 P: 9	R: 3 E: 0 K: 0 S: 16	H: 4 LOB: 1 BB: 0 P: 24	R: 0 E: 0 K: 1 S: 12	H: 1 LOB: 2 BB: 1 P: 19	R: 1 E: 0 K: 0 S: 7	H: 2 LOB: 1 BB: 0 P: 10	R: 0 E: 0 K: 2 S: 7	H: 0 LOB: 0 BB: 0 P: 9	R: 0 E: 0 K: 1 S: 10	H: 0 LOB: 0 BB: 0 P: 11		1B: 8 2B: 2 3B: 2 HR: 0	SF: 0 SAC: 0 DP: 1 HBP: 0	WP: 0 PB: 0 SB: 2 CS: 0
PITCHER	IP WLS BF H R ER SO BB IBB HBP BLK WP HR S P ERA WHIP	IP WLS BF H R ER SO BB IBB HBP BLK WP HR S P ERA WHIP	IP WLS BF H R ER SO BB IBB HBP BLK WP HR S P ERA WHIP	IP WLS BF H R ER SO BB IBB HBP BLK WP HR S P ERA WHIP	IP WLS BF H R ER SO BB IBB HBP BLK WP HR S P ERA WHIP	IP WLS BF H R ER SO BB IBB HBP BLK WP HR S P ERA WHIP	IP WLS BF H R ER SO BB IBB HBP BLK WP HR S P ERA WHIP	IP WLS BF H R ER SO BB IBB HBP BLK WP HR S P ERA WHIP	IP WLS BF H R ER SO BB IBB HBP BLK WP HR S P ERA WHIP	IP WLS BF H R ER SO BB IBB HBP BLK WP HR S P ERA WHIP	IP WLS BF H R ER SO BB IBB HBP BLK WP HR S P ERA WHIP	IP WLS BF H R ER SO BB IBB HBP BLK WP HR S P ERA WHIP	IP WLS BF H R ER SO BB IBB HBP BLK WP HR S P ERA WHIP	IP WLS BF H R ER SO BB IBB HBP BLK WP HR S P ERA WHIP	IP WLS BF H R ER SO BB IBB HBP BLK WP HR S P ERA WHIP	IP WLS BF H R ER SO BB IBB HBP BLK WP HR S P ERA WHIP	IP WLS BF H R ER SO BB IBB HBP BLK WP HR S P ERA WHIP	IP WLS BF H R ER SO BB IBB HBP BLK WP HR S P ERA WHIP	IP WLS BF H R ER SO BB IBB HBP BLK WP HR S P ERA WHIP	



Batter	1	2	3	4	5	6	7	8	9	AB R H RBI BB SO LOB	TOP											
24 Grady Sizemore, L OBP: 0.392, SLG: 0.464			G4-3		WP 48 G4-3 1B	G6-3			L9	5 2 2 0 0 0 2	Cleveland Indians @ Toronto Blue Jays Rogers Centre, Toronto, ON Fri Jul 06 2007, 7:07 PM EDT Att: 28,526 - Clear - 81 F											
Casey Blake, R OBP: 0.392, SLG: 0.474			HR		48 G4-3 2 1B BB	G4-3			2B	4 2 3 2 1 0 0												
41 Victor Martinez, S OBP: 0.384, SLG: 0.546			G3		K				SF7	4 0 1 1 0 2 2												
48 Travis Hafner, L OBP: 0.396, SLG: 0.451			FC5-2		G4-3				G4-3	5 0 2 1 0 0 4												
2 Jhonny Peralta, R OBP: 0.348, SLG: 0.465			FC5		1B				K	4 0 1 1 0 1 4												
12 Ben Francisco, R OBP: 0.440, SLG: 0.917			G4-3		G5-3				K	4 1 1 0 0 2 3												
Trot Nixon, L OBP: 0.335, SLG: 0.326		L5		G4-3		G3-1			L9	4 0 1 0 0 0 1												
10 Kelly Shoppach, R OBP: 0.409, SLG: 0.602		G1-4-3		SF8		G6-3			L7	3 0 0 1 0 0 1												
Mike Rouse, L OBP: 0.206, SLG: 0.143		K		F7		G3-1			2B 41 SF7 BB	3 0 0 0 0 1 1												
Jason Michaels, R OBP: 0.350, SLG: 0.459										0 1 0 0 1 0 0												
Inning Stats	R: 1 E: 0 K: 1 S: 14	H: 3 LOB: 2 BB: 0 P: 23	R: 0 E: 0 K: 1 S: 8	H: 0 LOB: 0 BB: 0 P: 10	R: 1 E: 0 K: 0 S: 16	H: 2 LOB: 1 BB: 0 P: 23	R: 1 E: 0 K: 0 S: 6	H: 1 LOB: 1 BB: 1 P: 9	R: 2 E: 0 K: 1 S: 10	H: 2 LOB: 1 BB: 1 P: 18	R: 0 E: 0 K: 0 S: 11	H: 1 LOB: 1 BB: 0 P: 20	R: 0 E: 0 K: 2 S: 11	H: 1 LOB: 1 BB: 0 P: 16	R: 0 E: 0 K: 1 S: 9	H: 0 LOB: 0 BB: 0 P: 16	R: 1 E: 0 K: 0 S: 10	H: 1 LOB: 1 BB: 1 P: 22	1B: 5 2B: 5 3B: 0 HR: 1	SF: 2 SAC: 0 DP: 0 HBP: 0	WP: 1 PB: 0 SB: 1 CS: 0	PA: 40
PITCHER	IP WLS BF H R ER SO BB IBB HBP BLK WP HR S P ERA WHIP											IP WLS BF H R ER SO BB IBB HBP BLK WP HR S P ERA WHIP										
32 Roy Halladay, R ERA: 4.46	5.2 W 27 9 5 5 3 1 0 0 0 0 1 1 62 97 7.94 1.765																					
37 Scott Downs, L ERA: 2.43	1.0 H 4 1 0 0 1 0 0 0 0 0 0 0 9 16 0.00 1.000																					
44 Casey Janssen, R ERA: 2.4	1.1 H 4 0 0 0 2 0 0 0 0 0 0 0 14 22 0.00 0.000																					
49 Jeremy Accardo, R ERA: 2.86	1.0 S 5 1 1 1 0 1 0 0 0 0 0 0 10 22 9.00 2.000																					

Batter	1	2	3	4	5	6	7	8	9	AB R H RBI BB SO LOB	BOTTOM											
10 Vernon Wells, R OBP: 0.317, SLG: 0.452				HR	FC6-4 IBB				L9	4 2 2 3 1 0 0	Cleveland Indians @ Toronto Blue Jays Rogers Centre, Toronto, ON Fri Jul 06 2007, 7:07 PM EDT Att: 28,526 - Clear - 81 F											
Reed Johnson, R OBP: 0.341, SLG: 0.405				1B	FC6-4				K	3 0 1 0 1 1 2												
15 Alex Rios, R OBP: 0.353, SLG: 0.522				L9					CS BB	2 0 1 2 3 0 1												
Frank Thomas, R OBP: 0.375, SLG: 0.441				F8					F8	5 0 1 0 0 0 5												
2 Aaron Hill, R OBP: 0.323, SLG: 0.428				K	G4-3				G4-3	4 0 0 0 0 1 4												
9 Gregg Zaun, S OBP: 0.319, SLG: 0.387					3B 1B				G6-3	4 2 2 0 0 0 1												
59 Curtis Thigpen, R ERA: 5.23					2B 3B				K	2 1 0 0 0 0 1												
Matt Stairs, L OBP: 0.364, SLG: 0.567					1B					2 1 1 1 0 1 0												
Royce Clayton, R OBP: 0.289, SLG: 0.327					2B				G4-3	3 1 1 1 1 0 0												
6 John McDonald, R OBP: 0.307, SLG: 0.369				L8	P4				L8	4 1 1 1 0 0 1												
Inning Stats	R: 0 E: 0 K: 0 S: 11	H: 0 LOB: 2 BB: 2 P: 21	R: 5 E: 1 K: 0 S: 28	H: 4 LOB: 1 BB: 1 P: 43	R: 0 E: 0 K: 0 S: 7	H: 0 LOB: 0 BB: 0 P: 10	R: 1 E: 0 K: 0 S: 10	H: 2 LOB: 1 BB: 0 P: 18	R: 2 E: 0 K: 1 S: 14	H: 3 LOB: 2 BB: 1 P: 24	R: 0 E: 0 K: 0 S: 7	H: 1 LOB: 1 BB: 1 P: 14	R: 0 E: 0 K: 1 S: 5	H: 0 LOB: 0 BB: 0 P: 9	R: 0 E: 0 K: 1 S: 9	H: 0 LOB: 1 BB: 1 P: 15	R: 0 E: 0 K: 1 S: 9	H: 0 LOB: 1 BB: 1 P: 15	1B: 5 2B: 3 3B: 1 HR: 1	SF: 0 SAC: 1 DP: 0 HBP: 0	WP: 1 PB: 0 SB: 0 CS: 1	PA: 40
PITCHER	IP WLS BF H R ER SO BB IBB HBP BLK WP HR S P ERA WHIP											IP WLS BF H R ER SO BB IBB HBP BLK WP HR S P ERA WHIP										
31 Cliff Lee, L ERA: 5.23	4.0 L 22 4 2 2 1 3 0 0 0 0 0 0 21 38 9.00 2.500																					
Fernando Cabrera, R ERA: 4.73	2.0 11 4 2 2 1 1 1 0 0 0 0 0 14 24 0.00 0.500																					
40 Tom Mastny, R ERA: 4.63	2.0 7 0 0 0 2 1 0 0 0 0 0 0 14 24 0.00 0.500																					



Batter	1	2	3	4	5	6	7	8	9	AB	R	H	RBI	BB	SO	LOB	TOP			
24 Grady Sizemore, L OBP: 0.397, SLG: 0.477	F8	HR		HR	2B		P6			4	2	2	1	1	0	2				
Casey Blake, R OBP: 0.353, SLG: 0.485	K	HR		48 1B	G5-3		K			5	2	2	3	0	2	3				
41 Victor Martinez, S OBP: 0.387, SLG: 0.561	48 2B	HR		F7				L4		3	2	2	1	0	0	1				
10 Kelly Shoppach, R OBP: 0.400, SLG: 0.588	48 2B	HR		F7				L4		2	0	0	0	0	1	0				
48 Travis Hafner, L OBP: 0.396, SLG: 0.453	2H	F9		2 1B			P5	G4-3		5	0	2	2	0	0	0				
2 Jhonny Peralta, R OBP: 0.352, SLG: 0.470	P3			25 FB	25 FC5-4			K2-3		5	0	3	0	0	1	1				
25 Ryan Garko, R OBP: 0.352, SLG: 0.465		29 1B		F8	FC5-4		K			5	1	1	0	0	2	4				
Trot Nixon, L OBP: 0.337, SLG: 0.339		F7		P6				G6-3		3	1	1	1	1	0	2				
Franklin Gutierrez, R OBP: 0.333, SLG: 0.478							HR			1	0	0	0	0	0	0				
12 Ben Francisco, R OBP: 0.400, SLG: 0.786	L4			K			G5-3	F9		4	0	0	0	1	1	2				
29 Josh Barfield, R OBP: 0.282, SLG: 0.338		24 BB		G4-3	P3					4	1	1	1	0	1	2				
Inning Stats	R: 1 E: 0 K: 1 S: 12	H: 2 LOB: 1 BB: 0 P: 22	R: 5 E: 0 K: 0 S: 19	H: 4 LOB: 0 BB: 1 P: 32	R: 0 E: 0 K: 1 S: 9	H: 1 LOB: 1 BB: 0 P: 16	R: 2 E: 0 K: 0 S: 24	H: 4 LOB: 2 BB: 0 P: 36	R: 1 E: 0 K: 0 S: 13	H: 2 LOB: 1 BB: 0 P: 20	R: 0 E: 0 K: 2 S: 10	H: 0 LOB: 2 BB: 2 P: 14	R: 0 E: 0 K: 1 S: 6	H: 0 LOB: 0 BB: 0 P: 9	R: 0 E: 0 K: 1 S: 10	H: 0 LOB: 0 BB: 0 P: 18	1B: 4 2B: 6 3B: 0 HR: 4	SF: 0 SAC: 0 DP: 0 HBP: 0	WP: 0 PB: 0 SB: 0 CS: 0	PA: 44
PITCHER	IP WLS BF H R ER SO BB IBB HBP BLK WP HR S P ERA WHIP																			
28 Shaun Marcum, R ERA: 3.62	3.1 L 20 9 8 8 2 1 0 0 0 0 0 3 47 83 21.60 3.000																			
40 Brian Wolfe, R ERA: 3.45	4.1 1.2 9 4 1 1 0 0 0 0 0 0 1 30 43 5.40 2.400																			
54 Jason Frasor, R ERA: 4.46	6.1 1.0 6 1 0 0 2 2 0 0 0 0 0 15 27 0.00 3.000																			
56 Brian Tallet, L ERA: 2.75	7.1 2.0 6 0 0 0 3 0 0 0 0 0 0 14 24 0.00 0.000																			
57 Jordan De Jong, R ERA: 8.0	9.1 1.0 3 0 0 0 1 0 0 0 0 0 0 10 18 0.00 0.000																			

Cleveland Indians @ Toronto Blue Jays
Rogers Centre, Toronto, ON
Sat Jul 07 2007, 1:07 PM EDT
Att: 25,744 - Sunny - 84 F

AB 41
R 9
H 14
RBI 9
BB 3
SO 8
LOB 17



Batter	1	2	3	4	5	6	7	8	9	AB	R	H	RBI	BB	SO	LOB	BOTTOM					
10 Vernon Wells, R OBP: 0.318, SLG: 0.448			G5-3		G5-3		G4-6-3	K		3	0	0	1	1	1	0						
Reed Johnson, R OBP: 0.326, SLG: 0.366	K		K		G4-6-3		G4-6-3	G1-3		4	0	0	0	0	2	4						
15 Alex Rios, R OBP: 0.351, SLG: 0.523	K		K		F9			G6-3		5	1	1	0	0	2	2						
Matt Stairs, L OBP: 0.355, SLG: 0.552	F7			P6		G4-3	E3	K		5	0	0	1	0	1	1						
Frank Thomas, R OBP: 0.379, SLG: 0.446		FC4-6		2 1B	9 1B		2 2B	F8		4	1	3	0	0	0	1						
9 Gregg Zaun, S OBP: 0.331, SLG: 0.393		FC4-6		2 1B		2 2B	6 1B	G4-3		3	1	2	0	1	0	1						
2 Aaron Hill, R OBP: 0.325, SLG: 0.432	K			2 1B	G4-6-3		6 1B	P3		4	1	2	1	0	1	3						
Howie Clark, L OBP: 0.378, SLG: 0.324	FC4-6			G4-6-3		10 HBP	6 1B	F8		3	0	0	0	1	0	5						
6 John McDonald, R OBP: 0.306, SLG: 0.366	L4			G4-3		10 HBP		K		4	0	1	1	0	1	2						
Inning Stats	R: 0 E: 0 K: 2 S: 13	H: 0 LOB: 1 BB: 1 P: 19	R: 0 E: 0 K: 1 S: 13	H: 1 LOB: 2 BB: 1 P: 24	R: 0 E: 0 K: 2 S: 10	H: 0 LOB: 0 BB: 0 P: 12	R: 0 E: 0 K: 0 S: 10	H: 3 LOB: 2 BB: 0 P: 13	R: 0 E: 0 K: 0 S: 7	H: 0 LOB: 1 BB: 0 P: 10	R: 3 E: 0 K: 0 S: 15	H: 4 LOB: 2 BB: 1 P: 27	R: 1 E: 1 K: 0 S: 12	H: 1 LOB: 0 BB: 0 P: 20	R: 0 E: 0 K: 2 S: 11	H: 0 LOB: 0 BB: 0 P: 14	R: 0 E: 0 K: 1 S: 10	H: 0 LOB: 0 BB: 0 P: 15	1B: 7 2B: 1 3B: 1 HR: 0	SF: 0 SAC: 0 DP: 2 HBP: 2	WP: 0 PB: 0 SB: 0 CS: 0	PA: 40
PITCHER	IP WLS BF H R ER SO BB IBB HBP BLK WP HR S P ERA WHIP																					
55 Roberto Hernandez, R ERA: 3.85	1.1 5.1 W 28 8 3 3 5 3 0 2 0 0 0 0 0 5 11 13.50 1.500																					
53 Rafael Perez, L ERA: 2.22	0.2 3 1 1 1 0 0 0 0 0 0 0 0 0 19 25 0.00 0.000																					
63 Rafael Betancourt, R ERA: 1.13	2.0 6 0 0 0 2 0 0 0 0 0 0 0 0 10 15 0.00 0.000																					
47 Joe Borowski, R ERA: 5.35	1.0 3 0 0 0 1 0 0 0 0 0 0 0 0 10 15 0.00 0.000																					

Cleveland Indians @ Toronto Blue Jays
Rogers Centre, Toronto, ON
Sat Jul 07 2007, 1:07 PM EDT
Att: 25,744 - Sunny - 84 F

AB 35
R 4
H 9
RBI 4
BB 3
SO 8
LOB 19



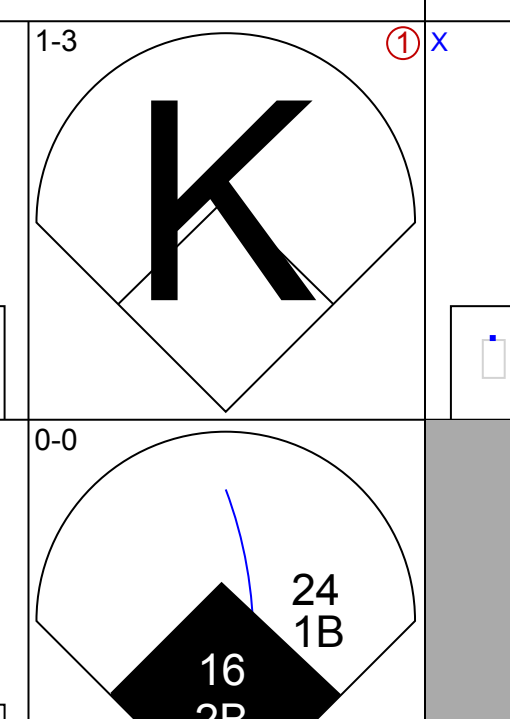
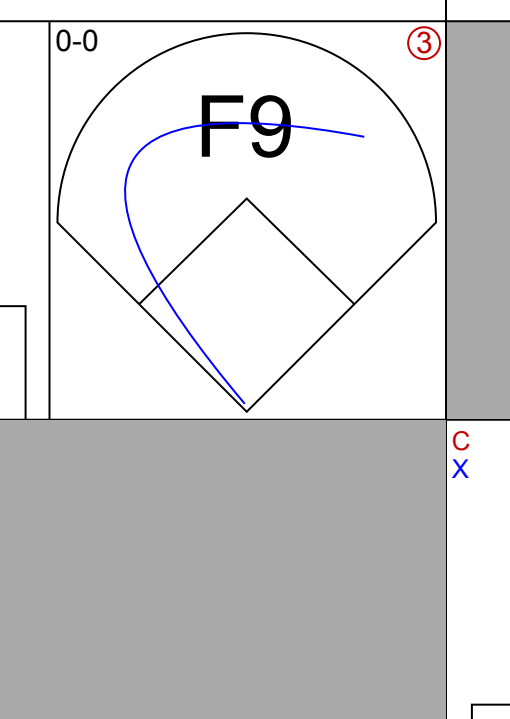
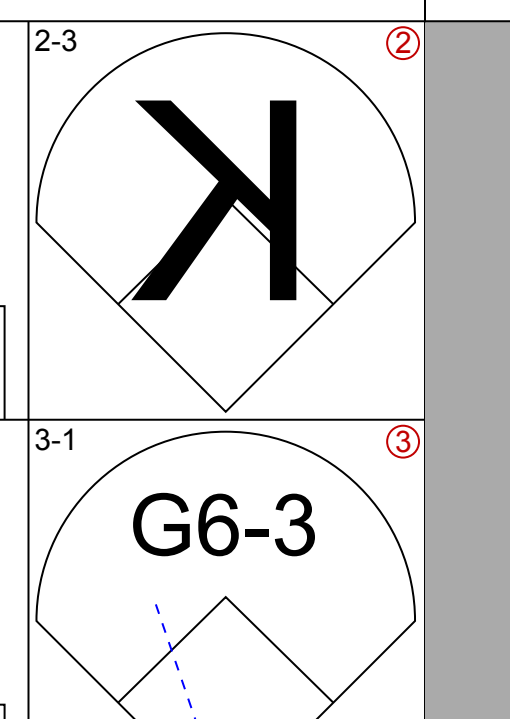
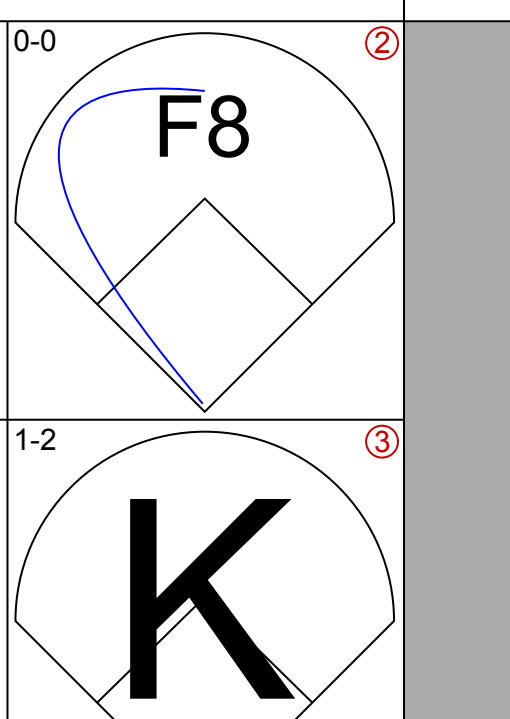
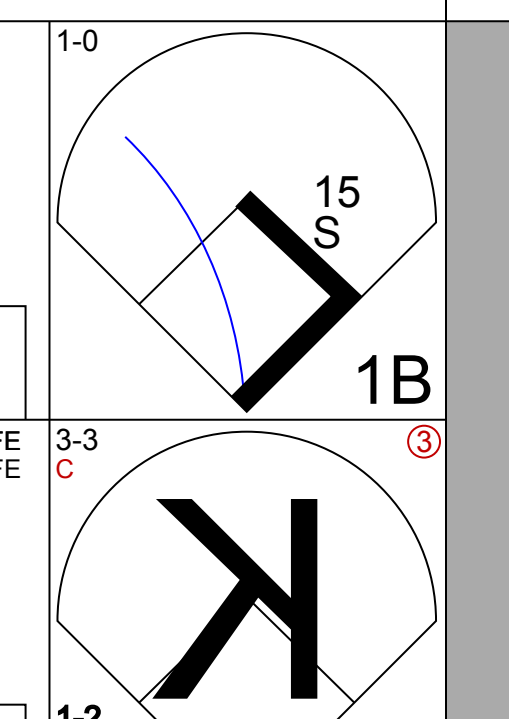
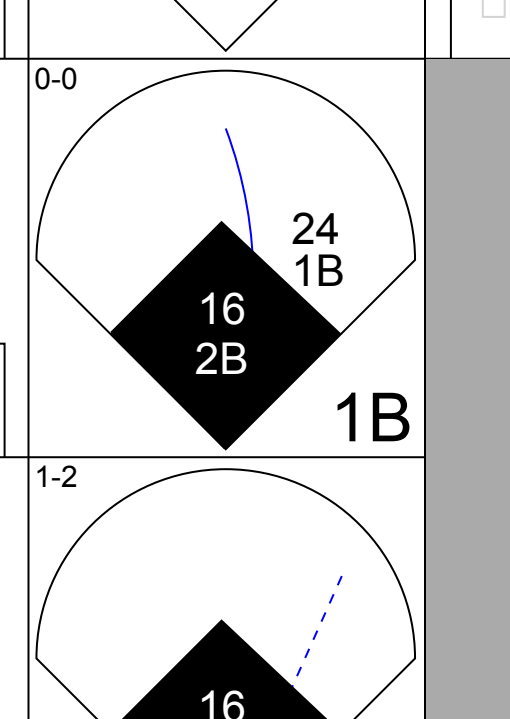
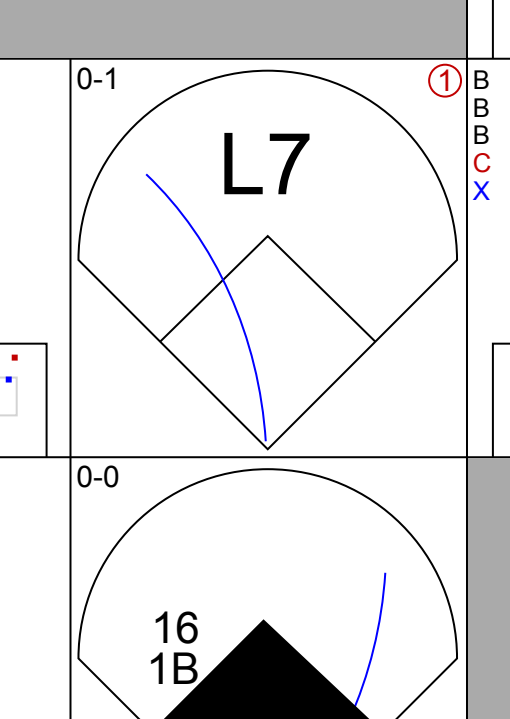
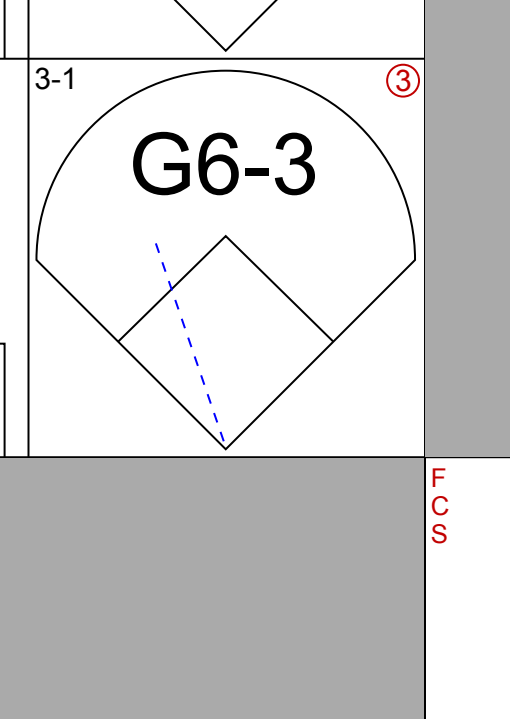
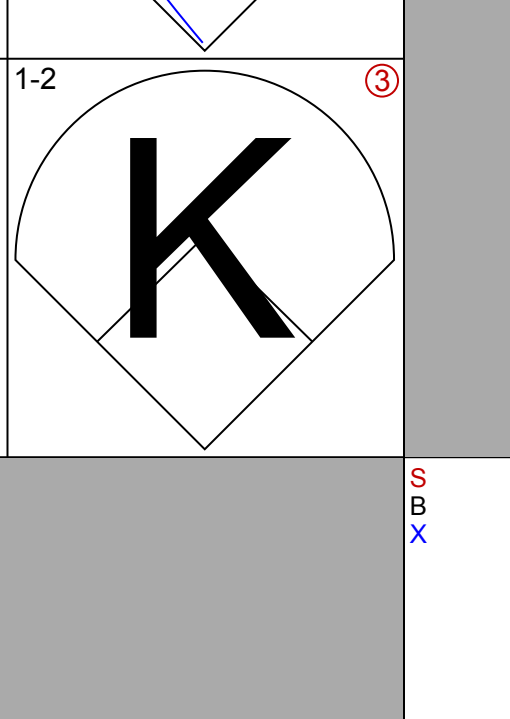
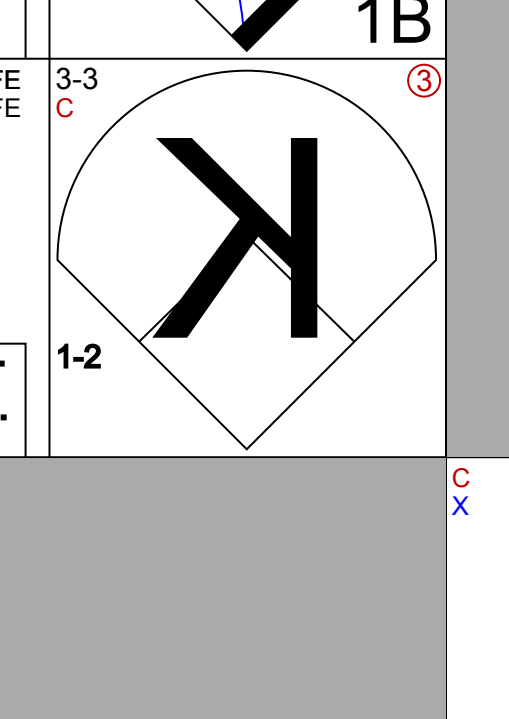
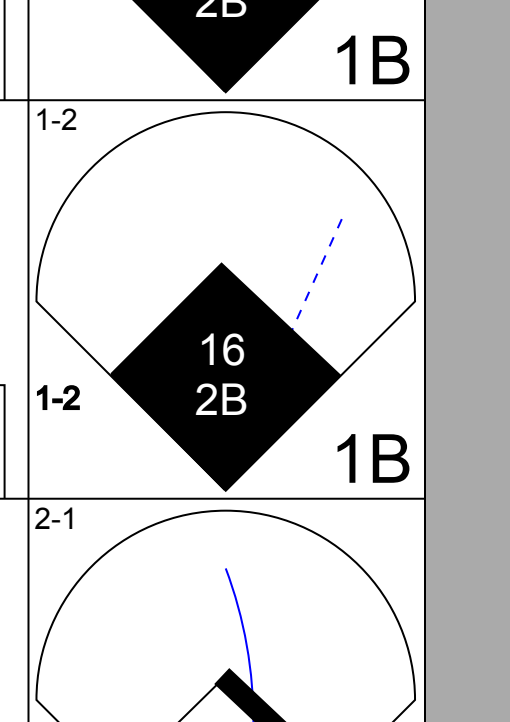
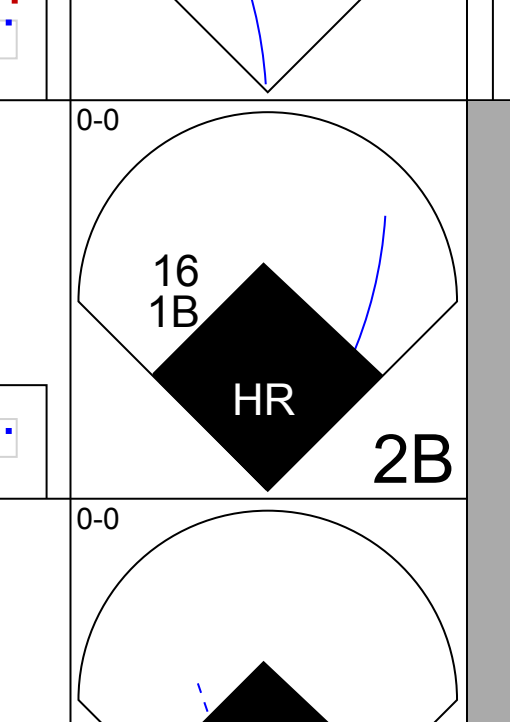
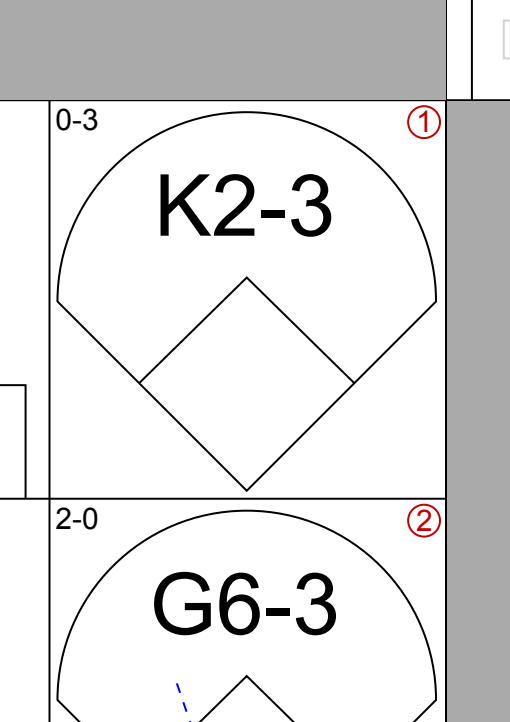
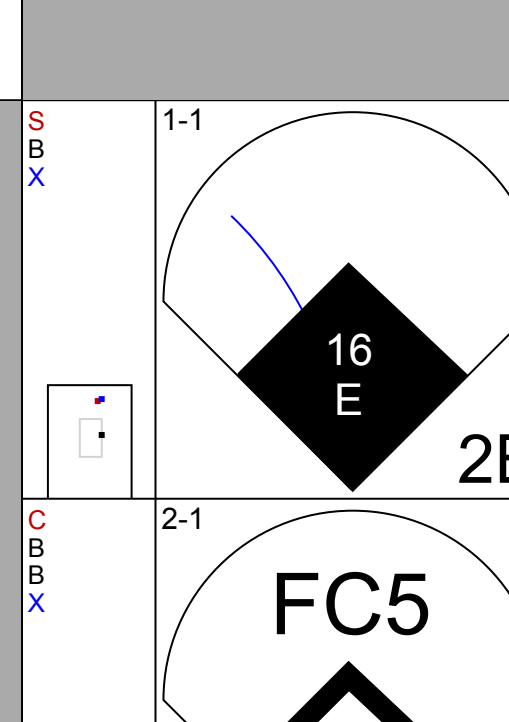
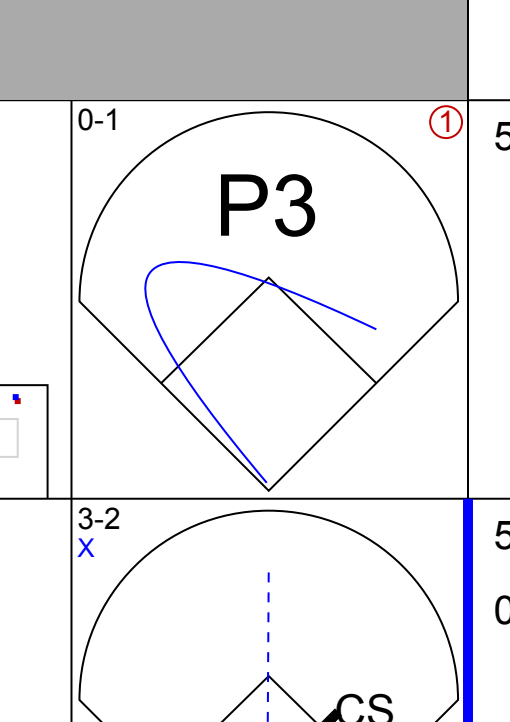
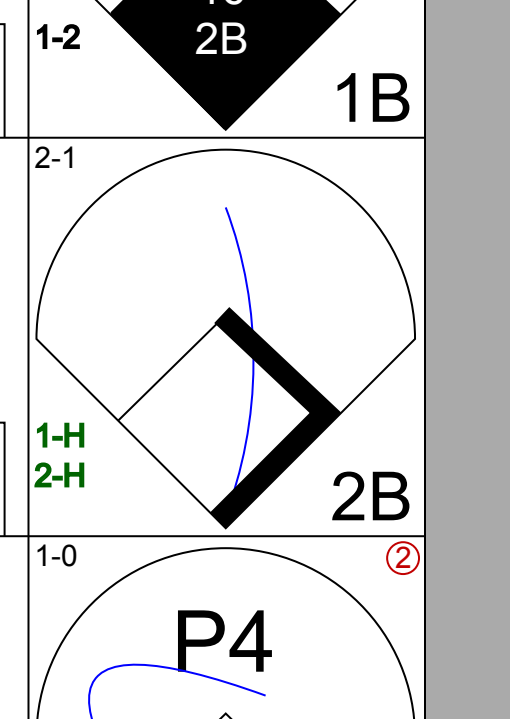
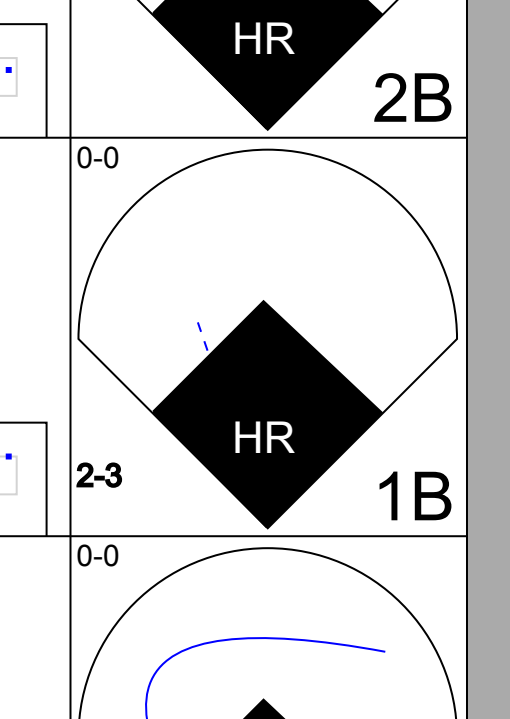
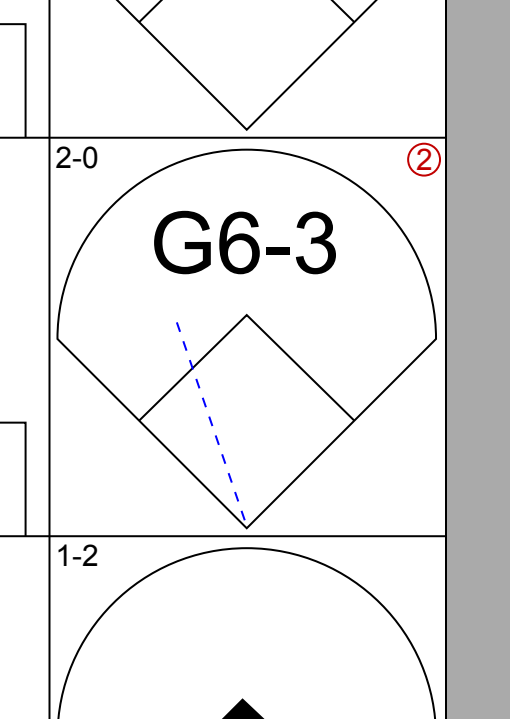
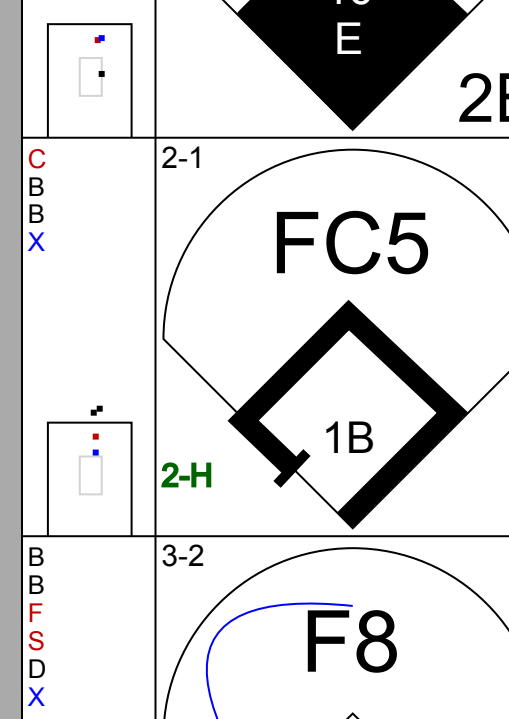
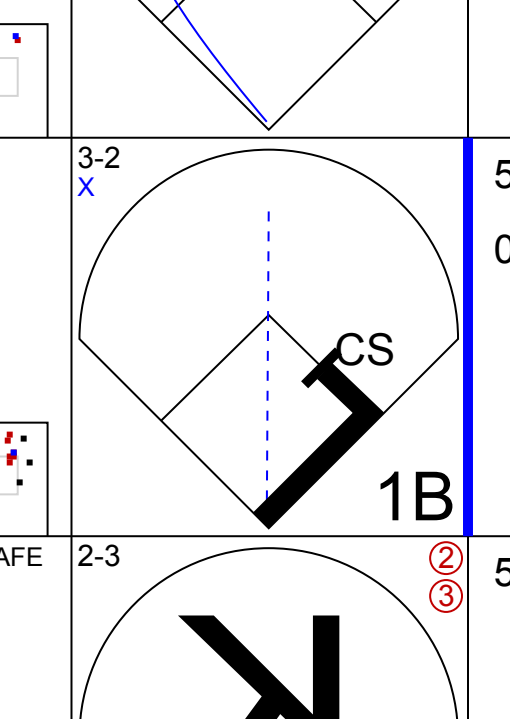
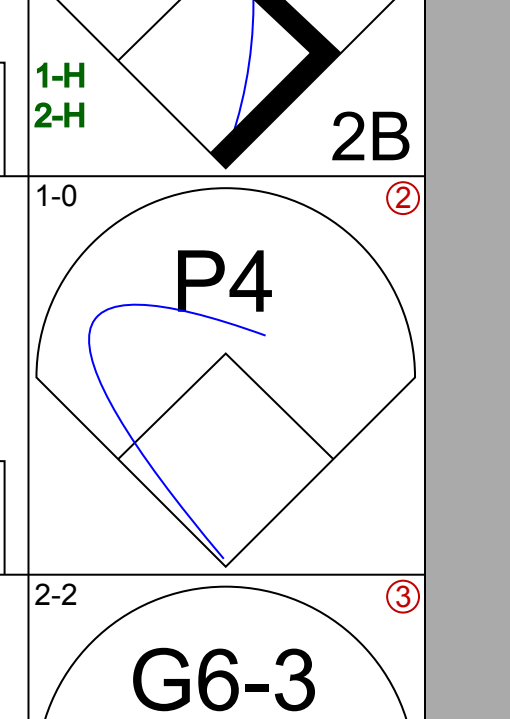
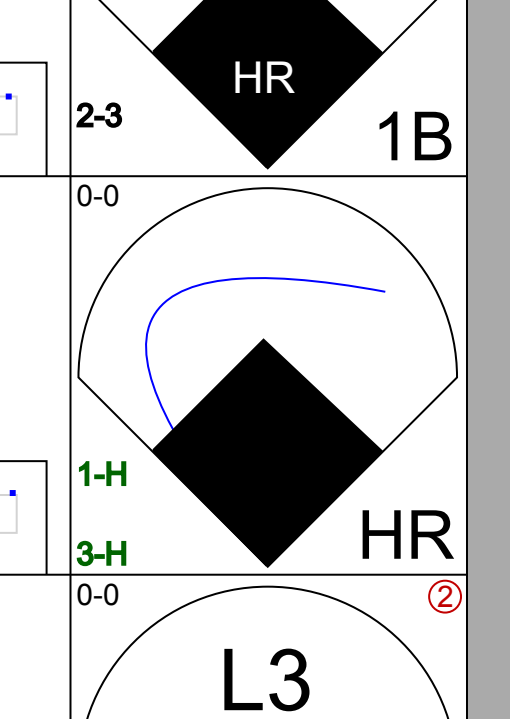
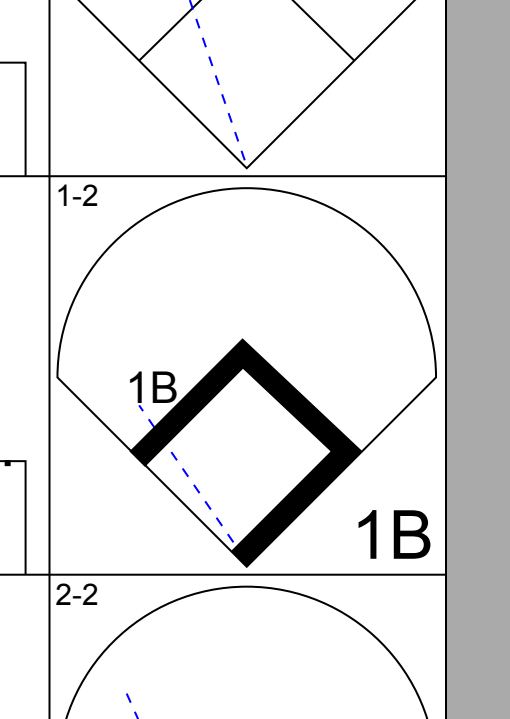
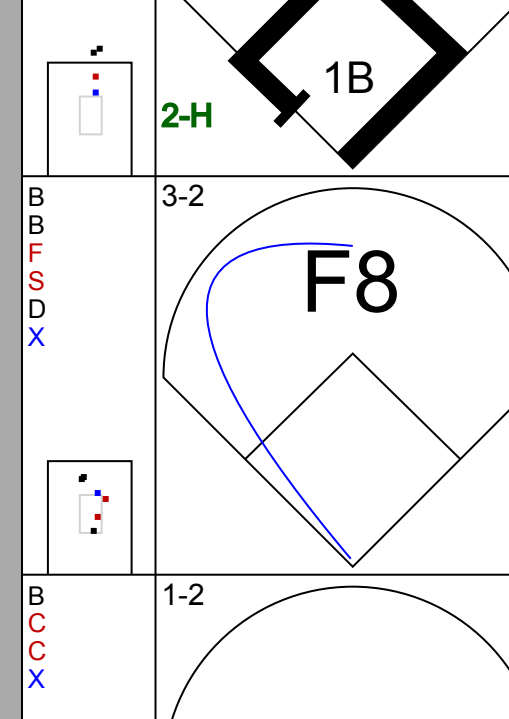
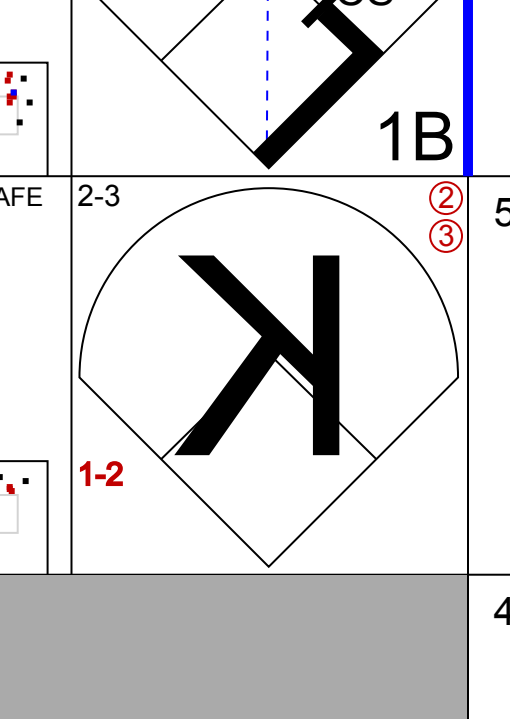
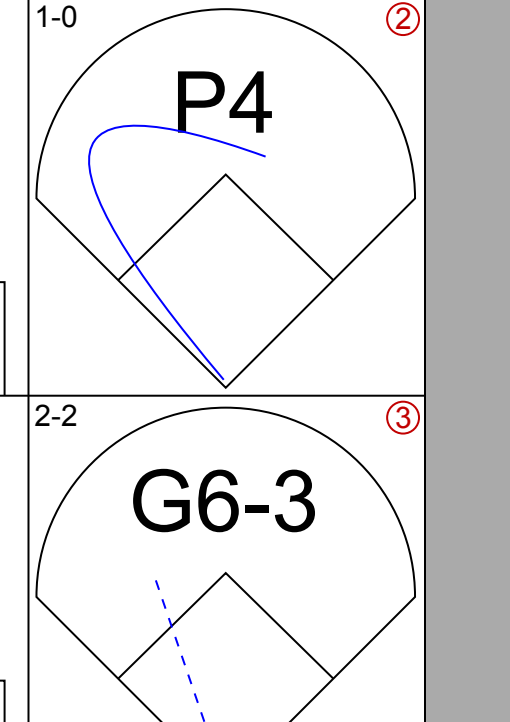
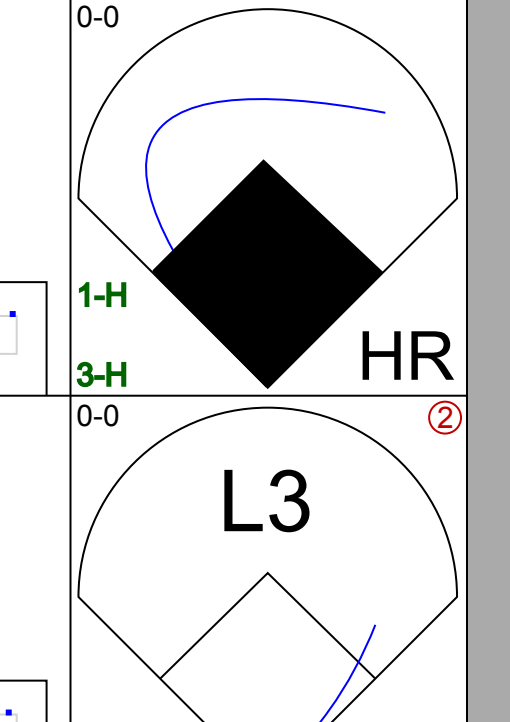
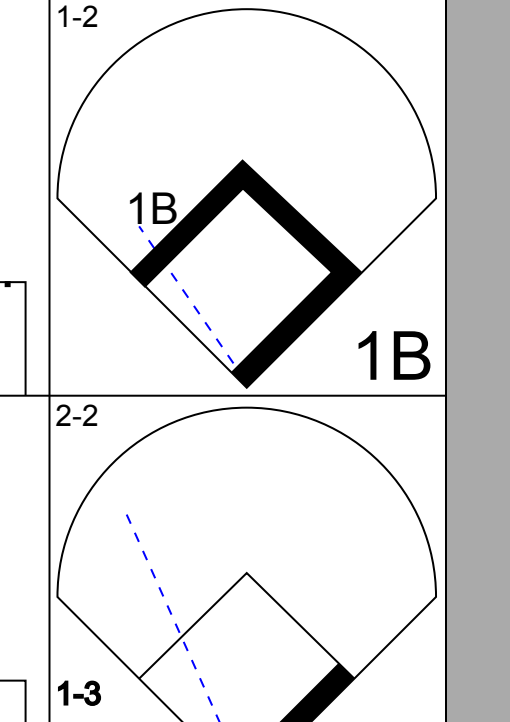
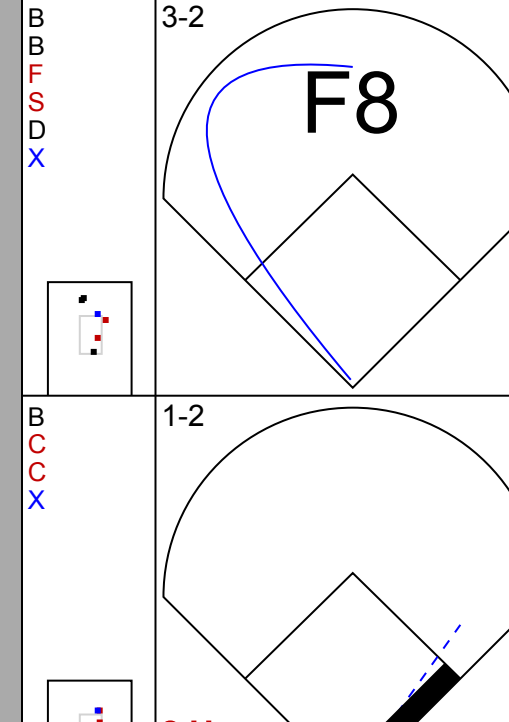
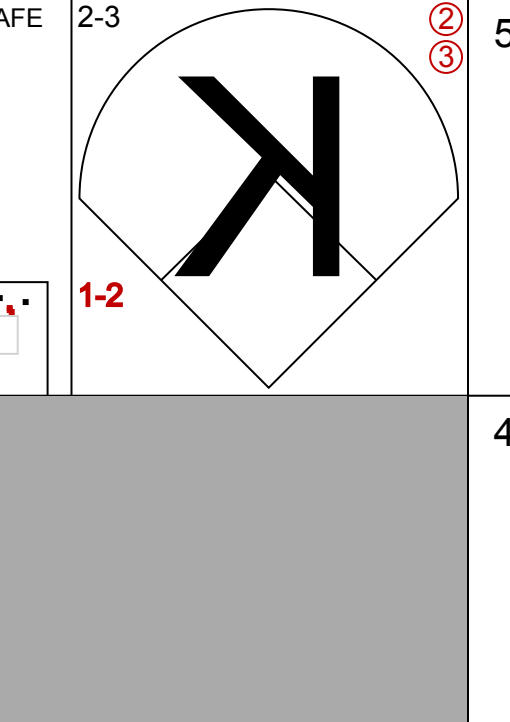
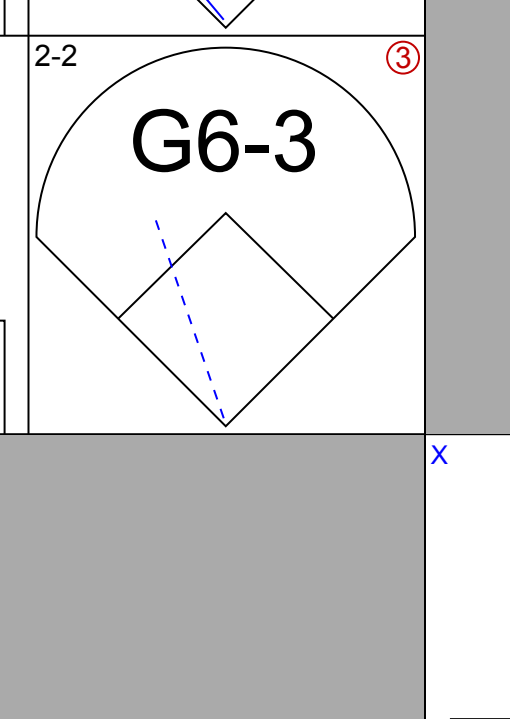
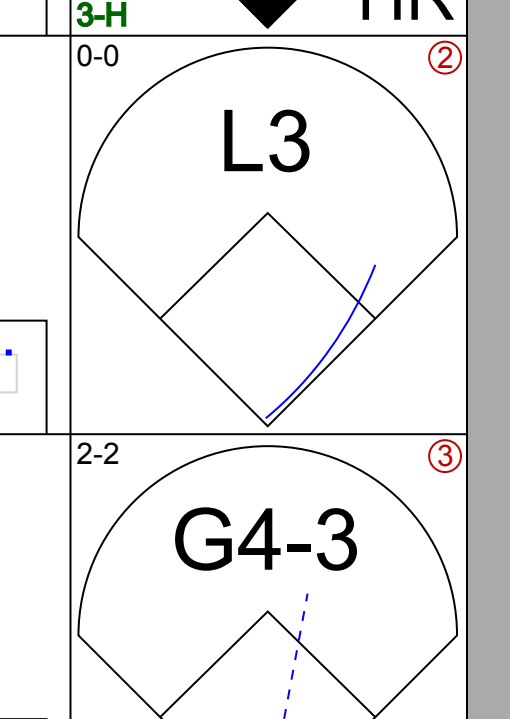
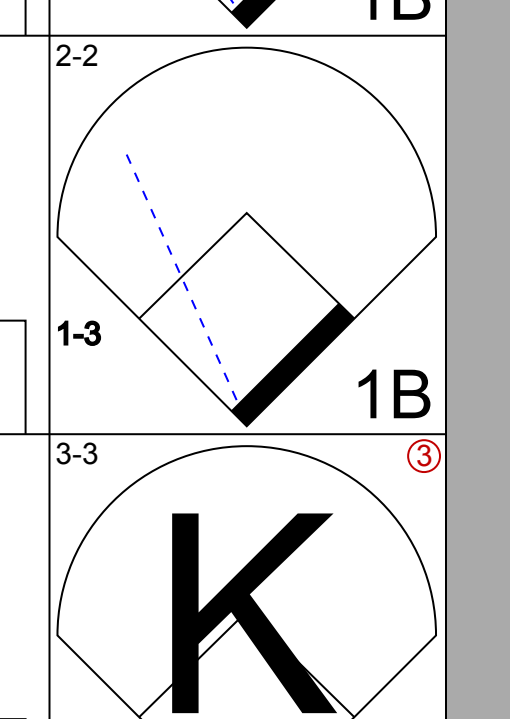
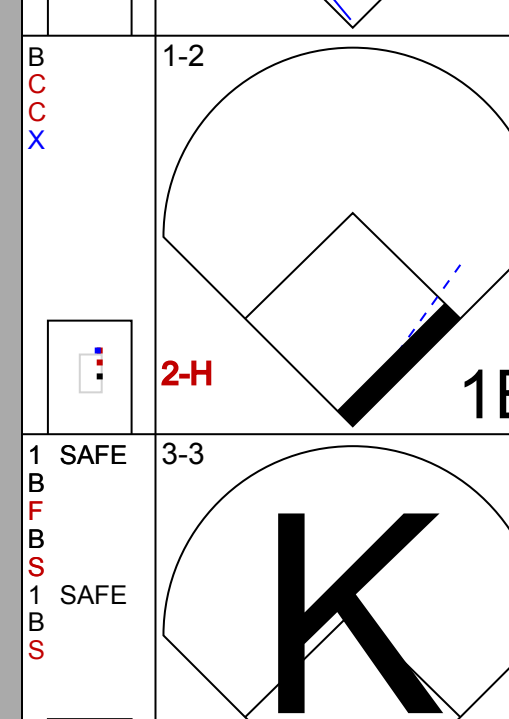
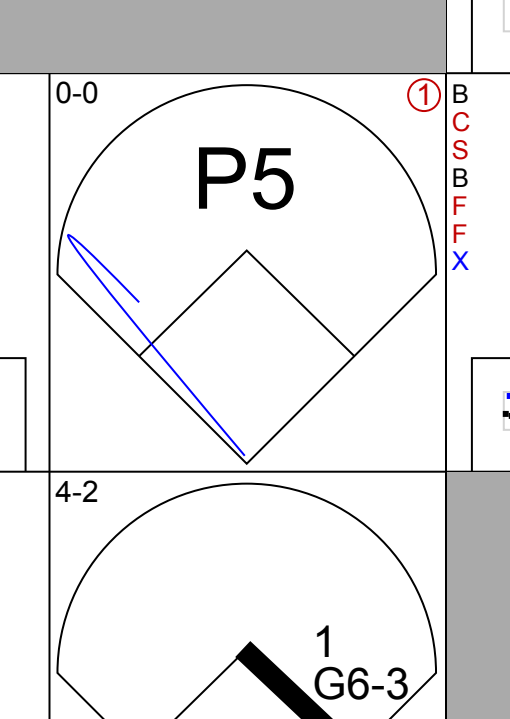
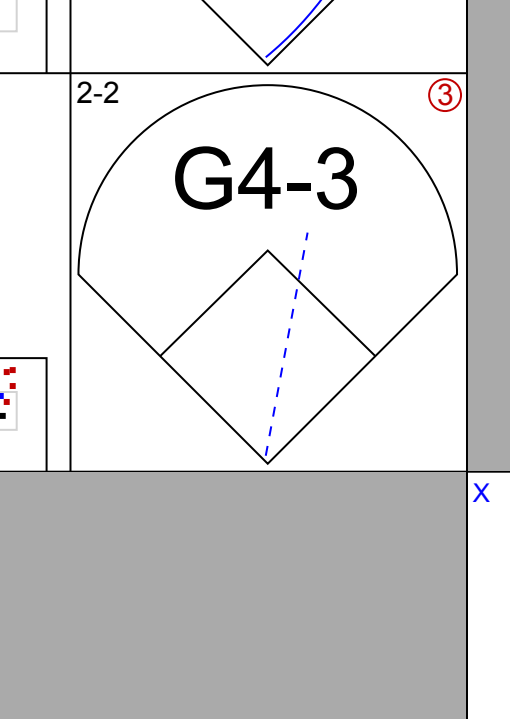

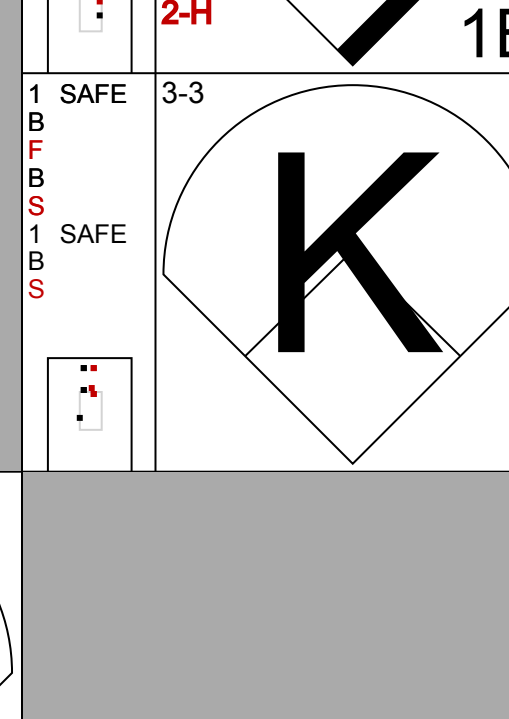
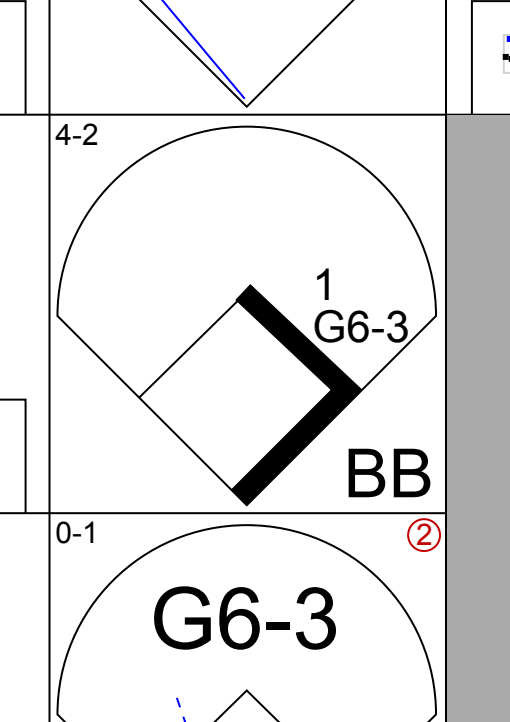
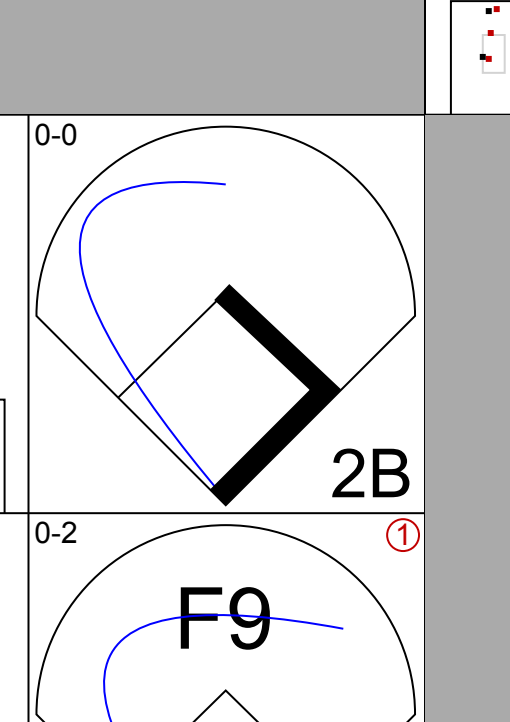
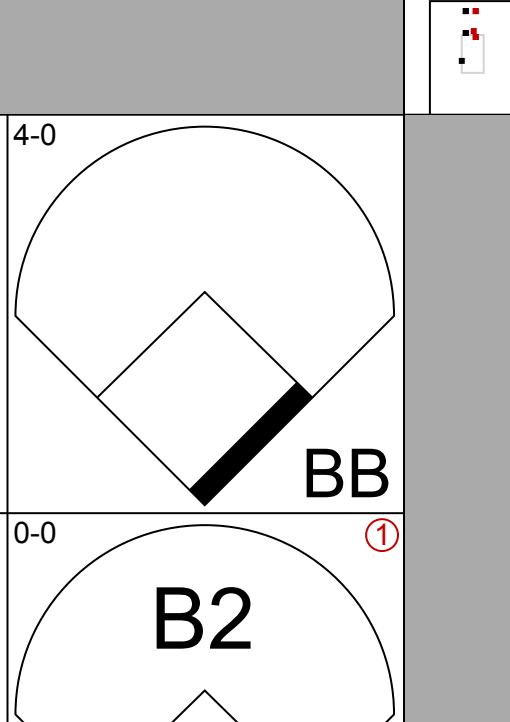
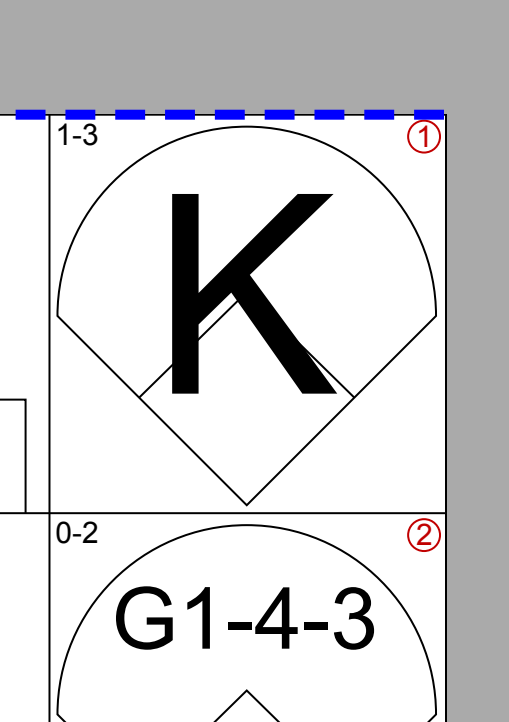
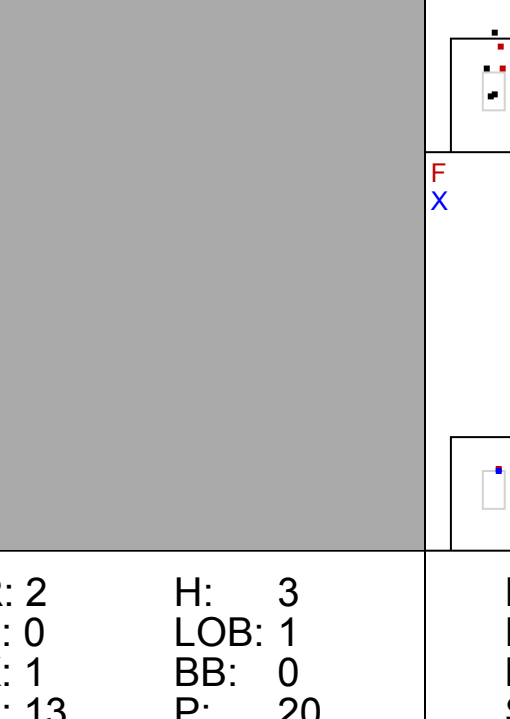
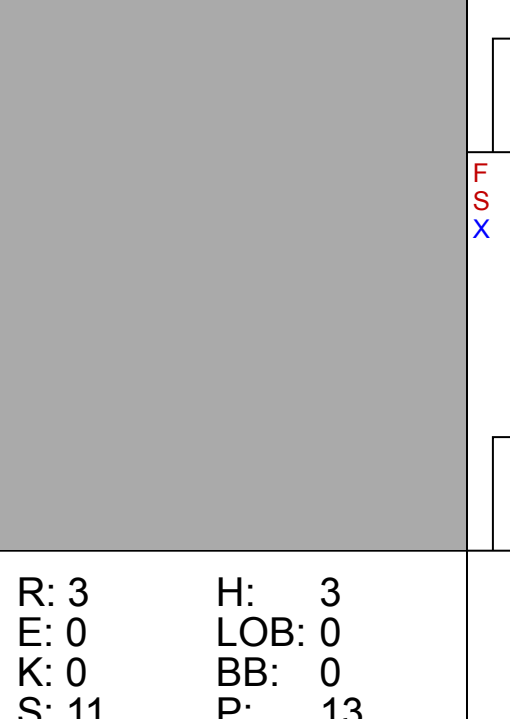
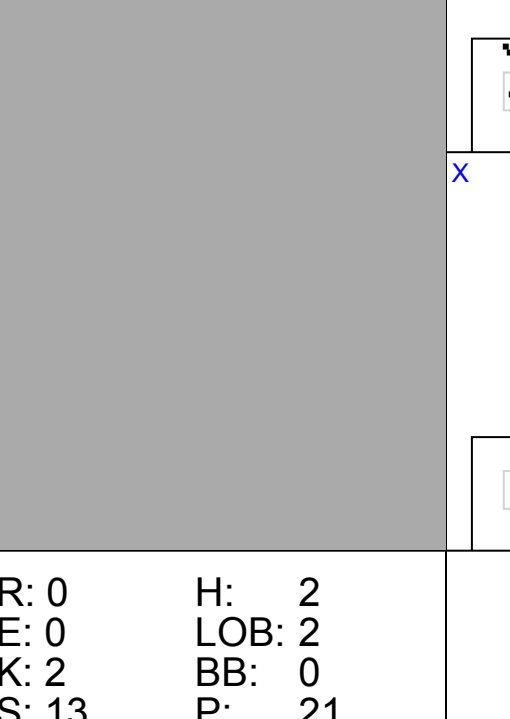
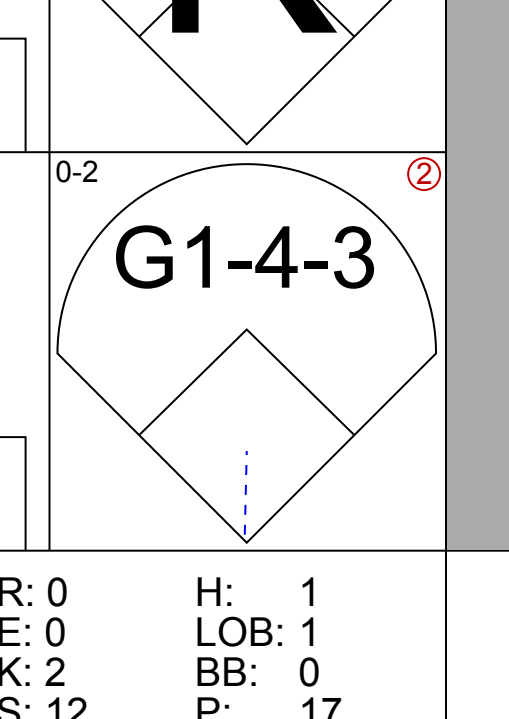
Batter	1	2	3	4	5	6	7	8	9	AB	R	H	RBI	BB	SO	LOB	TOP										
24 Grady Sizemore, L OBP: 0.393, SLG: 0.471										4	0	0	0	0	2	2	Cleveland Indians @ Toronto Blue Jays Rogers Centre, Toronto, ON Sun Jul 08 2007, 1:07 PM EDT Att: 28,239 - Roof Closed - 68 F										
Casey Blake, R OBP: 0.355, SLG: 0.479										4	0	0	0	0	0	1											
41 Victor Martinez, S OBP: 0.382, SLG: 0.553										4	0	0	0	0	1	2											
48 Travis Hafner, L OBP: 0.397, SLG: 0.452										3	0	1	0	1	0	0											
2 Jhonny Peralta, R OBP: 0.348, SLG: 0.464										4	0	0	0	0	2	4											
Trot Nixon, L OBP: 0.333, SLG: 0.335										3	0	0	0	0	0	0											
Jason Michaels, R OBP: 0.344, SLG: 0.451										3	0	0	0	0	1	0											
10 Kelly Shoppach, R OBP: 0.388, SLG: 0.568										3	0	0	0	0	0	0											
29 Josh Barfield, R OBP: 0.285, SLG: 0.341										3	0	2	0	0	0	0											
Inning Stats	R: 0 E: 0 K: 1 S: 9	H: 0 LOB: 0 BB: 0 P: 12	R: 0 E: 0 K: 0 S: 8	H: 0 LOB: 0 BB: 0 P: 11	R: 0 E: 0 K: 0 S: 9	H: 0 LOB: 0 BB: 0 P: 9	R: 0 E: 0 K: 0 S: 6	H: 0 LOB: 0 BB: 0 P: 7	R: 0 E: 0 K: 0 S: 7	H: 0 LOB: 0 BB: 0 P: 11	R: 0 E: 0 K: 1 S: 9	H: 1 LOB: 0 BB: 0 P: 12	R: 0 E: 0 K: 1 S: 9	H: 1 LOB: 1 BB: 0 P: 13	R: 0 E: 0 K: 1 S: 9	H: 0 LOB: 0 BB: 0 P: 15		R: 0 E: 0 K: 2 S: 14	H: 1 LOB: 3 BB: 1 P: 22	1B: 3 2B: 0 3B: 0 HR: 0	SF: 0 SAC: 0 DP: 0 HBP: 0	WP: 0 PB: 0 SB: 1 CS: 0	PA: 32				
PITCHER	IP	WLS	BF	H	R	ER	SO	BB	IBB	HBP	BLK	WP	HR	S	P	ERA	WHIP										
Josh Towers, R ERA: 5.07	8.0		27	3	0	0	4	0	0	0	0	0	0	68	92	0.00	0.375										
37 Scott Downs, L ERA: 2.41	0.1	1	0	0	0	0	0	0	0	0	0	0	0	1	2	0.00	0.000										
49 Jeremy Accardo, R ERA: 2.8	0.2	W	4	0	0	0	2	1	0	0	0	0	0	11	18	0.00	1.500										

Batter	1	2	3	4	5	6	7	8	9	AB	R	H	RBI	BB	SO	LOB	BOTTOM										
10 Vernon Wells, R OBP: 0.314, SLG: 0.443										4	0	0	0	0	1	2	Cleveland Indians @ Toronto Blue Jays Rogers Centre, Toronto, ON Sun Jul 08 2007, 1:07 PM EDT Att: 28,239 - Roof Closed - 68 F										
Reed Johnson, R OBP: 0.320, SLG: 0.378										4	1	1	0	0	1	2											
15 Alex Rios, R OBP: 0.350, SLG: 0.520										4	0	1	1	0	0	0											
Frank Thomas, R OBP: 0.376, SLG: 0.441										3	0	0	0	0	0	0											
Matt Stairs, L OBP: 0.350, SLG: 0.544										3	0	0	0	0	0	0											
9 Gregg Zaun, S OBP: 0.324, SLG: 0.384										3	0	0	0	0	0	0											
Royce Clayton, R OBP: 0.295, SLG: 0.339										3	0	2	0	0	0	0											
Howie Clark, L OBP: 0.354, SLG: 0.300										3	0	0	0	0	0	2											
6 John McDonald, R OBP: 0.306, SLG: 0.365										3	0	1	0	0	0	1											
Inning Stats	R: 0 E: 0 K: 0 S: 8	H: 0 LOB: 0 BB: 0 P: 11	R: 0 E: 0 K: 0 S: 7	H: 0 LOB: 0 BB: 0 P: 9	R: 0 E: 0 K: 2 S: 17	H: 2 LOB: 2 BB: 0 P: 21	R: 0 E: 0 K: 0 S: 6	H: 0 LOB: 0 BB: 0 P: 7	R: 0 E: 0 K: 0 S: 6	H: 0 LOB: 0 BB: 0 P: 14	R: 0 E: 0 K: 0 S: 7	H: 0 LOB: 0 BB: 0 P: 9	R: 0 E: 0 K: 0 S: 5	H: 0 LOB: 0 BB: 0 P: 8	R: 0 E: 0 K: 0 S: 8	H: 1 LOB: 1 BB: 0 P: 11		R: 1 E: 0 K: 0 S: 6	H: 2 LOB: 1 BB: 0 P: 9	1B: 3 2B: 2 3B: 0 HR: 0	SF: 0 SAC: 0 DP: 0 HBP: 0	WP: 0 PB: 0 SB: 0 CS: 0	PA: 30				
PITCHER	IP	WLS	BF	H	R	ER	SO	BB	IBB	HBP	BLK	WP	HR	S	P	ERA	WHIP										
Paul Byrd, R ERA: 4.41	8.1	L	29	4	1	1	2	0	0	0	0	0	0	70	96	1.08	0.480										
63 Rafael Betancourt, R ERA: 1.13	0.0		1	1	0	0	0	0	0	0	0	0	0	2	3	-	-										



Batter	1	2	3	4	5	6	7	8	9	AB	R	H	RBI	BB	SO	LOB	TOP			
9 David DeJesus, L (1, 8) OBP: 0.363, SLG: 0.413	G6-3		FC4-6 24 1B 15 1B		L8		G6-3		G5-3	4	1	0	0	1	0	1	Kansas City Royals @ Cleveland Indians Jacobs Field, Cleveland, OH Fri Jul 13 2007, 7:05 PM EDT Att: 32,624 - Clear - 71 F livebaseballscorecards.com			
15 Mark Grudzielanek, R (1, 4) OBP: 0.331, SLG: 0.429	G3-6-1 24 BB		FC4-6 4 1B		G6-3		G6-3		1B	3	1	2	0	1	0	0				
24 Mark Teahen, L (1, 9) OBP: 0.362, SLG: 0.401	G3-6-1 1-2		FC4-6 1-2 2-3 1B		F7				K	4	0	1	0	0	1	2				
Ross Gload, L (1, 3) OBP: 0.285, SLG: 0.398			FC4-6 4 1B						F7	4	0	1	1	0	1	3				
4 Alex Gordon, L (1, 5) OBP: 0.323, SLG: 0.358			FC6-5 16 BB		P6				G3	3	1	1	1	1	0	2				
16 Billy Butler, R (1, 10) OBP: 0.333, SLG: 0.460 Jason Smith, L (9, PR) OBP: 0.267, SLG: 0.268			G6-4-3 2 BB		G5-4-3 BB				SH5-4 1B SF7	3	0	2	0	1	0	2				
Jason LaRue, R (1, 2) OBP: 0.274, SLG: 0.340			G6-4-3 1-2 1B		G5-4-3 1-2				SH5-4 1B	2	0	0	0	1	1	2				
2 Joey Gathright, L (1, 7) OBP: 0.397, SLG: 0.377 Esteban German, R (7, PH) OBP: 0.376, SLG: 0.394			FC6-5 1-2 2-3 3-H BB		G6-3				K	2	0	0	1	0	0	2				
1 Tony Pena Jr., R (1, 6) OBP: 0.293, SLG: 0.367			G6-5 1-2 2-3 3-H BB		G6-3				K	2	0	1	0	0	1	0				
	G5-3		G6-4-3 1-2 1B		L6				SF7	3	0	0	1	0	0	2				
Inning Stats	R: 0 E: 0 K: 0 S: 6	H: 0 LOB: 0 BB: 1 P: 11	R: 1 E: 0 K: 1 S: 16	H: 1 LOB: 2 BB: 2 P: 29	R: 2 E: 0 K: 0 S: 12	H: 3 LOB: 1 BB: 1 P: 24	R: 0 E: 0 K: 1 S: 6	H: 0 LOB: 0 BB: 0 P: 9	R: 0 E: 0 K: 0 S: 7	H: 1 LOB: 1 BB: 1 P: 12	R: 0 E: 0 K: 1 S: 7	H: 0 LOB: 0 BB: 0 P: 11	R: 0 E: 0 K: 1 S: 11	H: 1 LOB: 1 BB: 0 P: 13	R: 1 E: 0 K: 0 S: 9	H: 2 LOB: 2 BB: 0 P: 16	1B: 7 2B: 1 3B: 0 HR: 0	SF: 1 SAC: 1 DP: 3 HBP: 0	WP: 0 PA: 37 PB: 0 CS: 1	
PITCHER	IP WLS BF H R ER SO	IP WLS BF H R ER SO	IP WLS BF H R ER SO	IP WLS BF H R ER SO	IP WLS BF H R ER SO	IP WLS BF H R ER SO	IP WLS BF H R ER SO	IP WLS BF H R ER SO	IP WLS BF H R ER SO	IP WLS BF H R ER SO	IP WLS BF H R ER SO	IP WLS BF H R ER SO	IP WLS BF H R ER SO	IP WLS BF H R ER SO	IP WLS BF H R ER SO	IP WLS BF H R ER SO	ERA WHIP	ERA WHIP	ERA WHIP	
37 Jake Westbrook, R (1, 1) ERA: 6.08	6.0	25	5	3	3	2	5	0	0	0	0	0	0	0	0	0	4.50	1.667		
53 Rafael Perez, L (7, 1) ERA: 2.13	1.0	3	0	0	0	1	0	0	0	0	0	0	0	0	0	0	0.00	0.000		
63 Rafael Betancourt, R (8, 1) ERA: 1.11	1.0	4	1	0	0	1	0	0	0	0	0	0	0	0	0	0	0.00	1.000		
47 Joe Borowski, R (9, 1) ERA: 5.45	1.0	5	2	1	1	0	0	0	0	0	0	0	0	0	0	0	9.00	2.000		

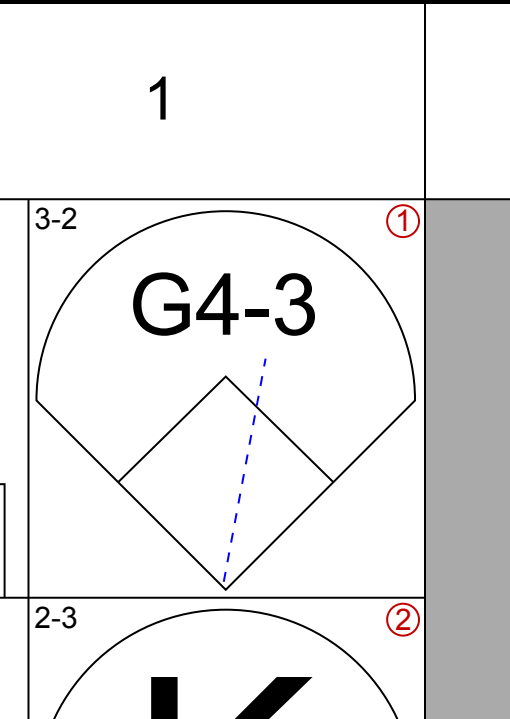
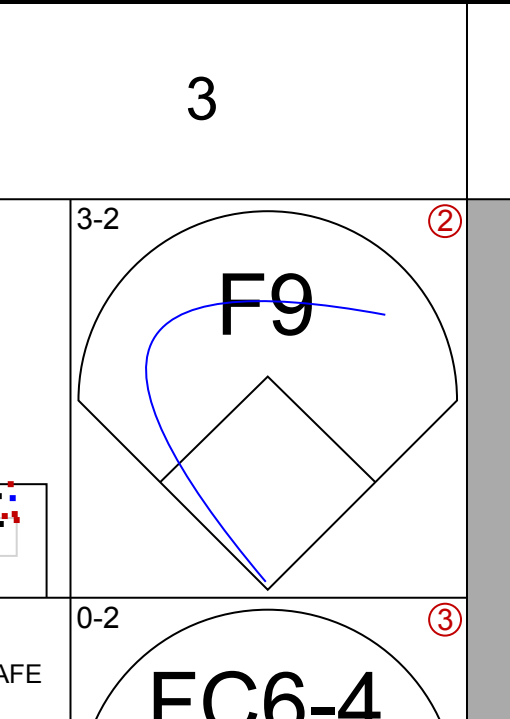
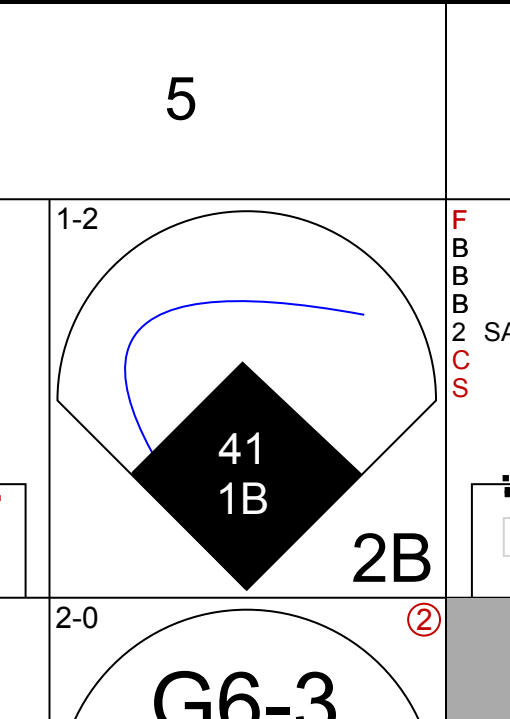
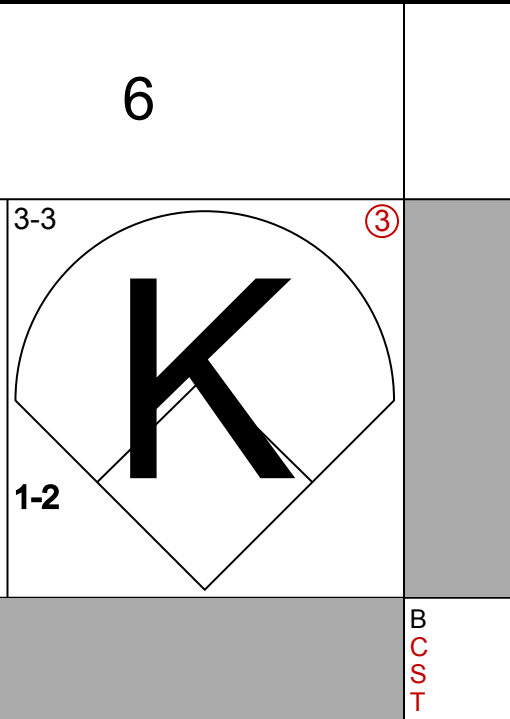
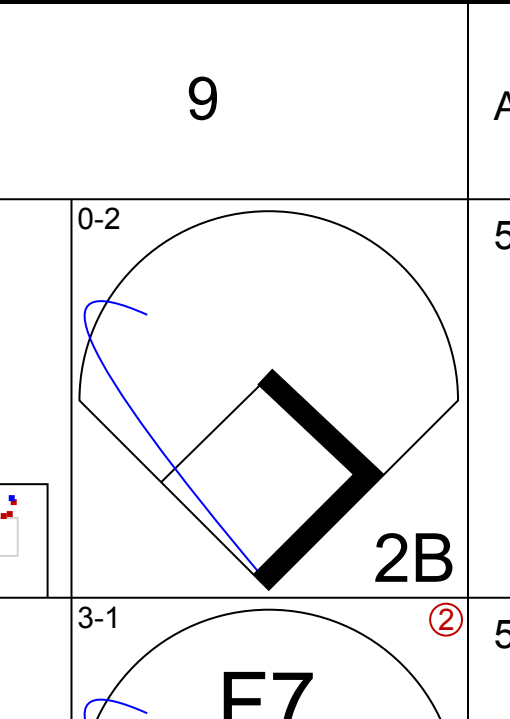
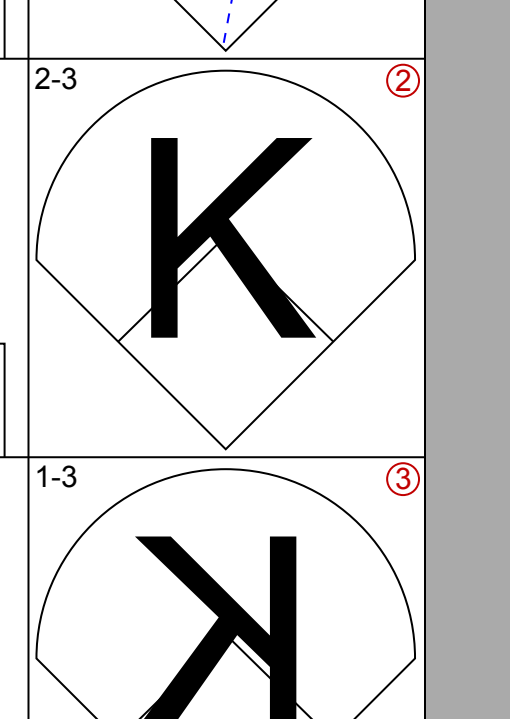
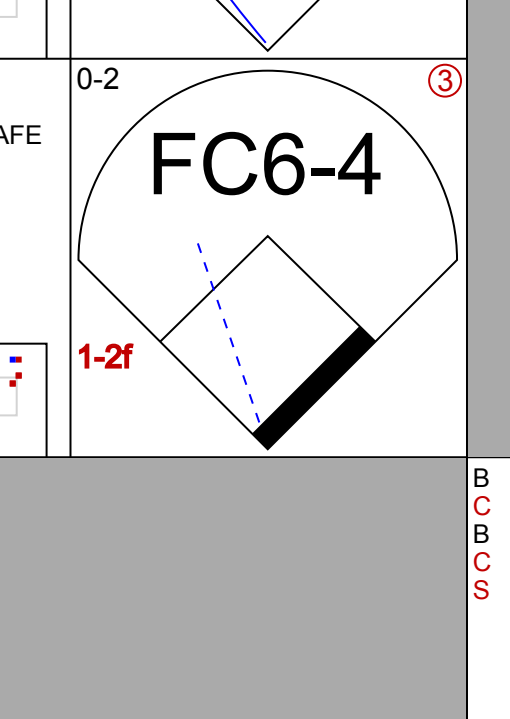
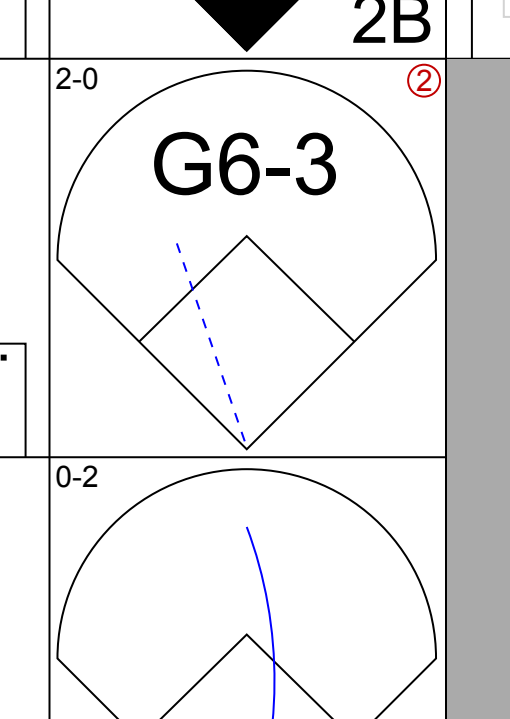
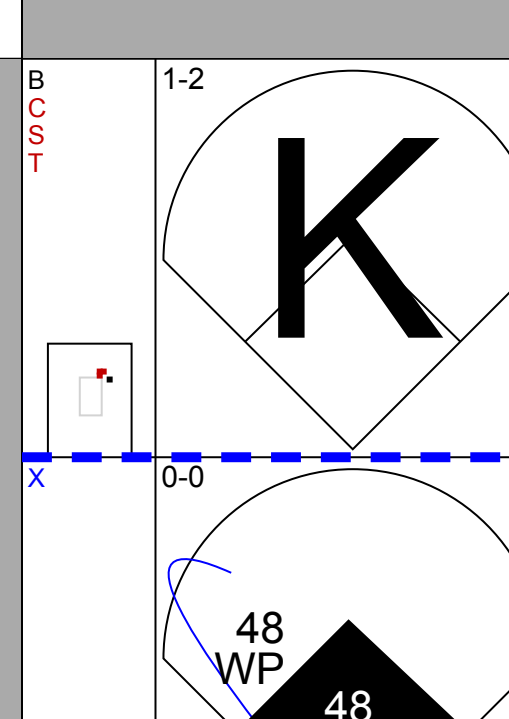
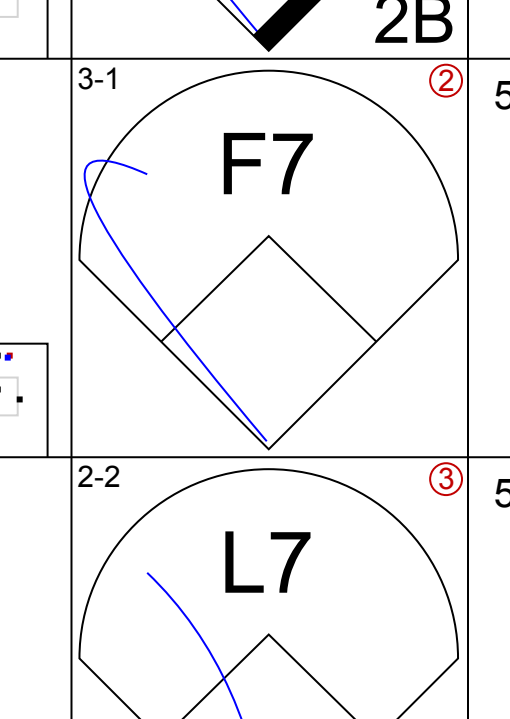
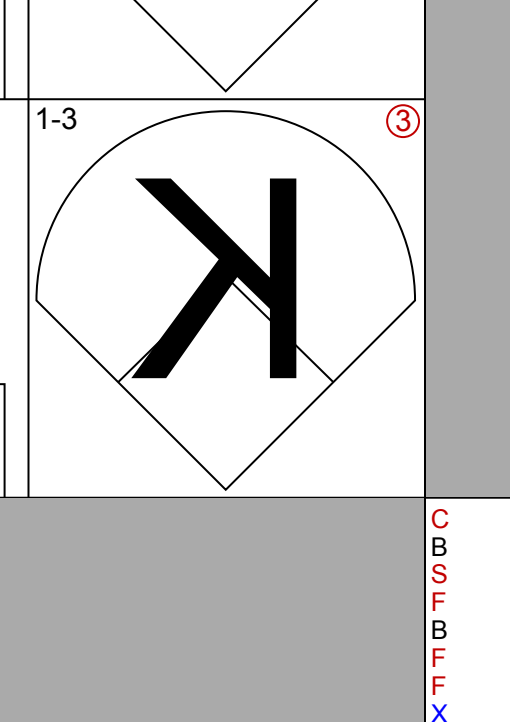
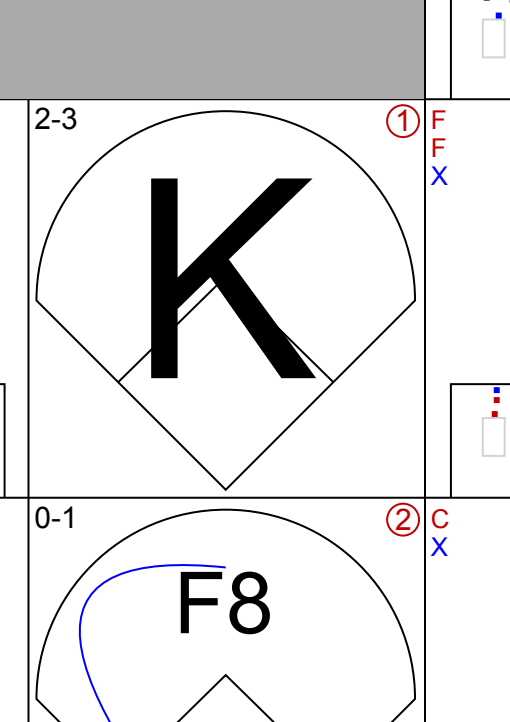
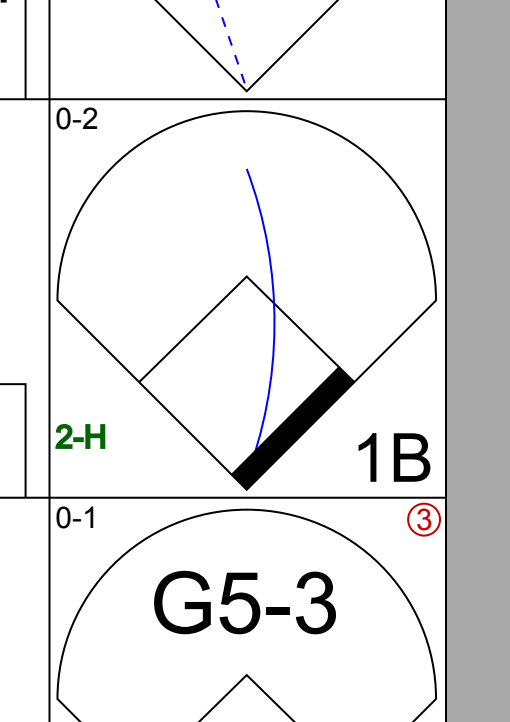
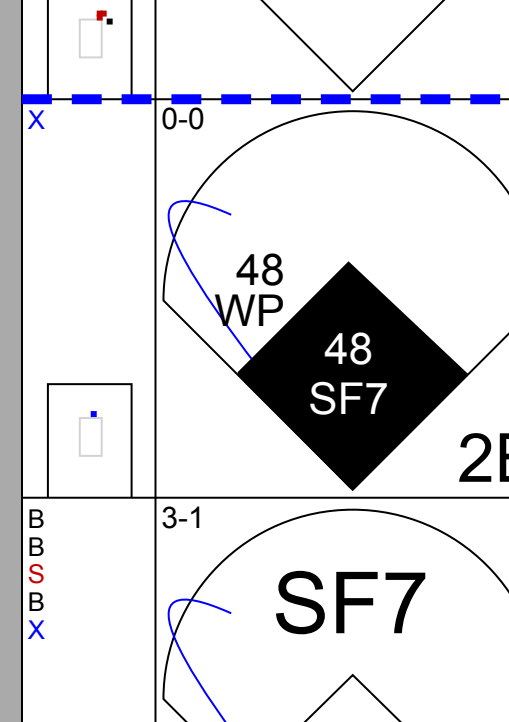
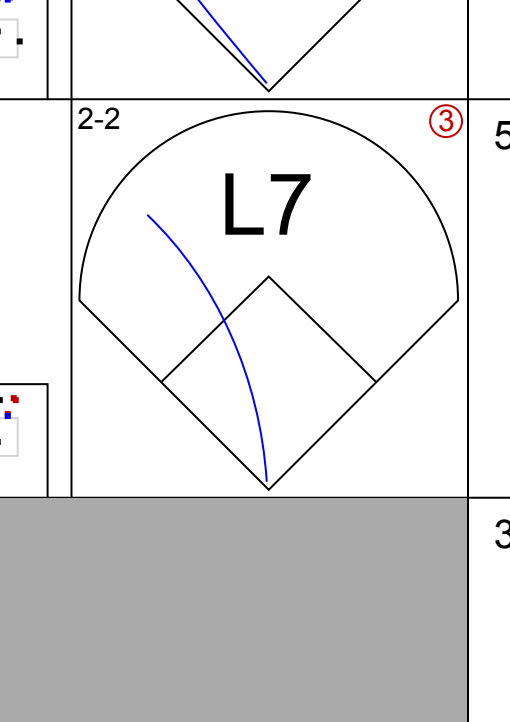
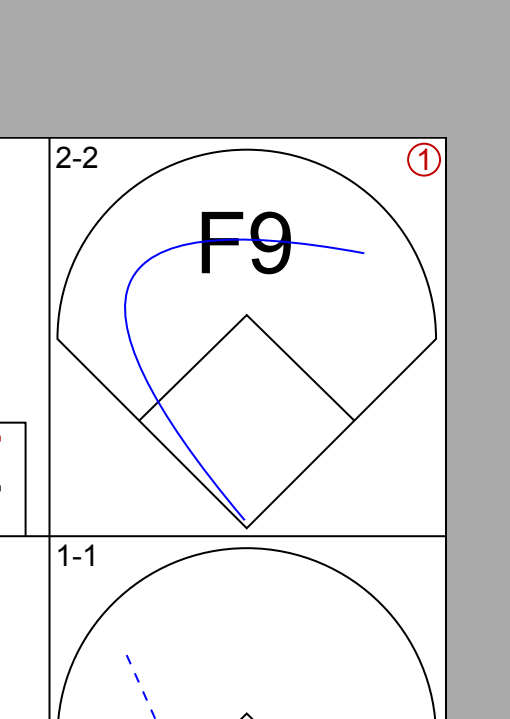
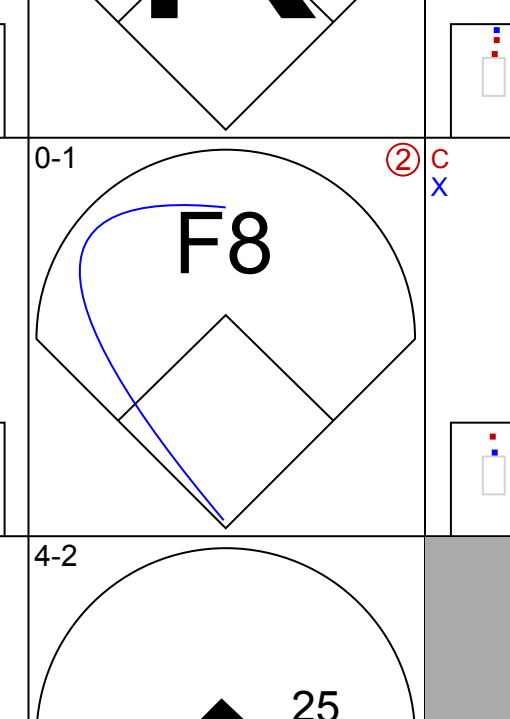
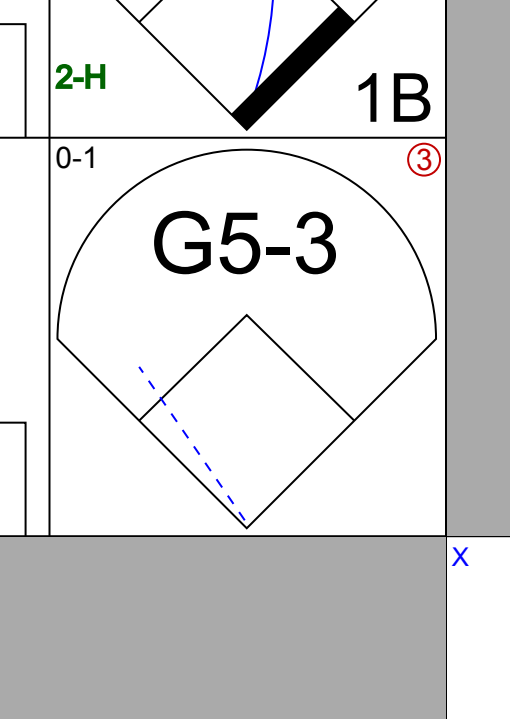
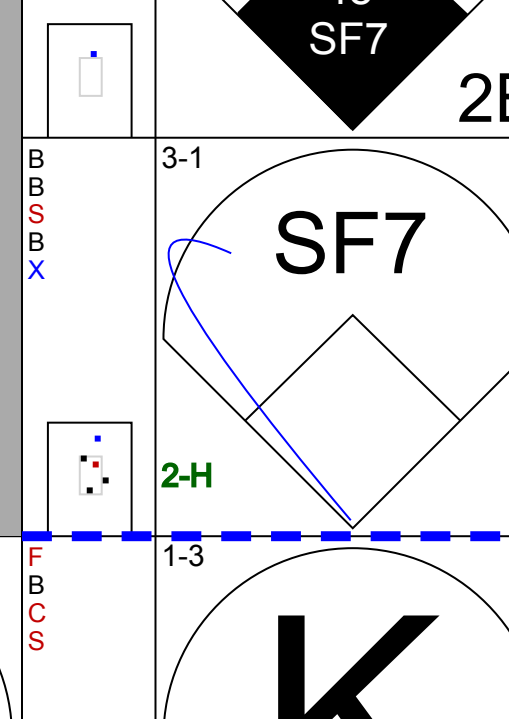
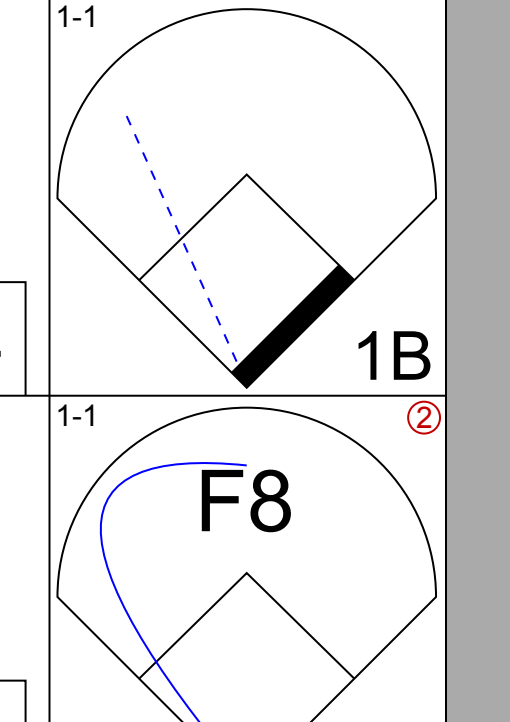
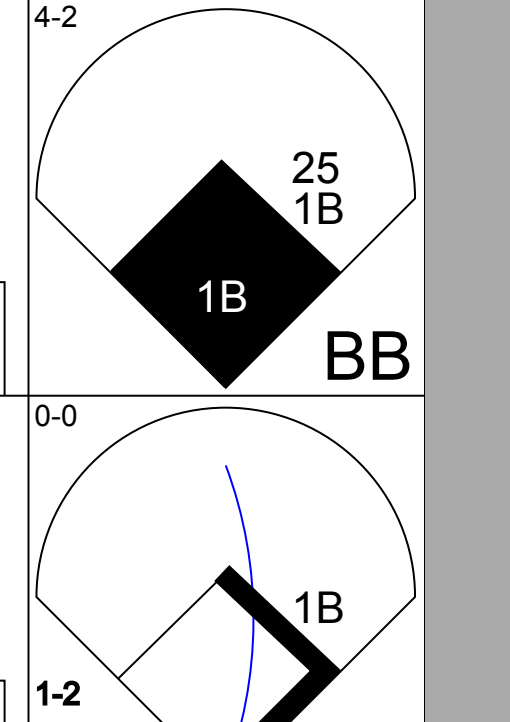
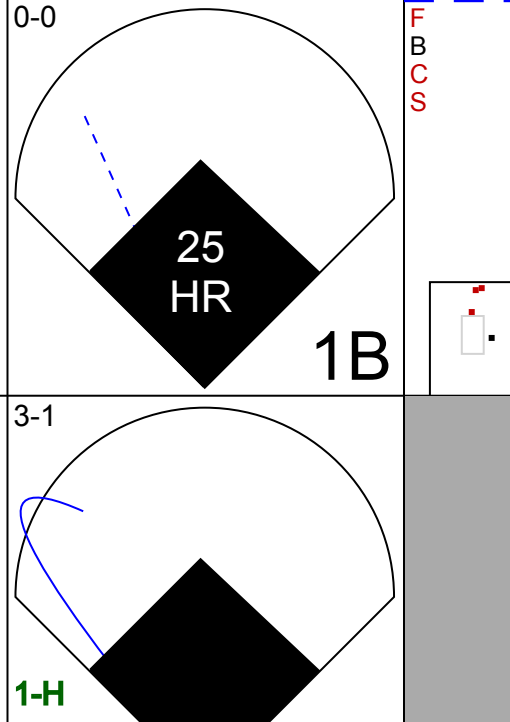
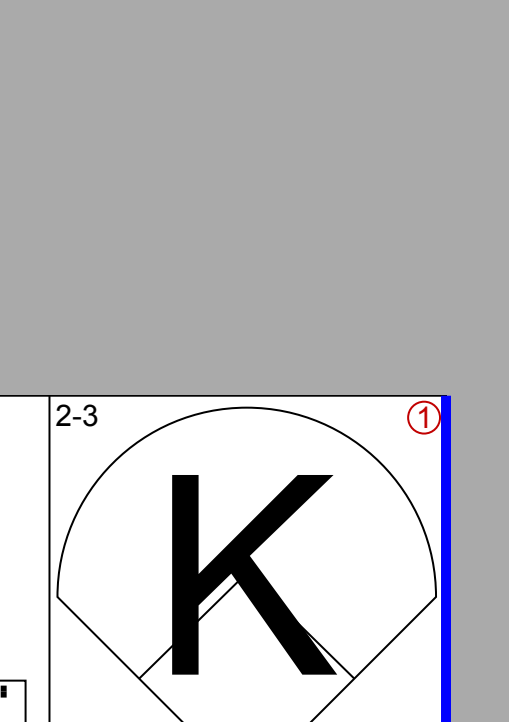
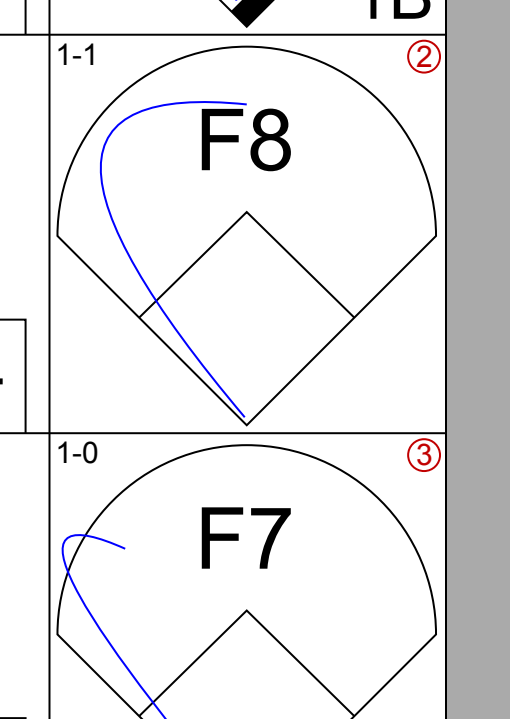
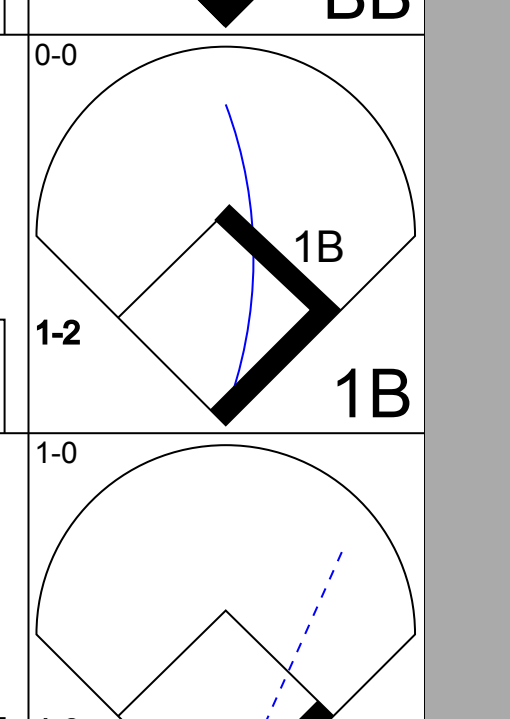
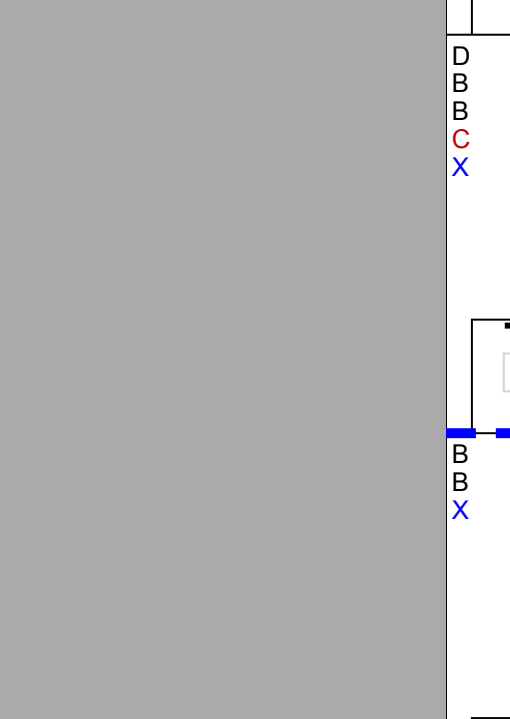
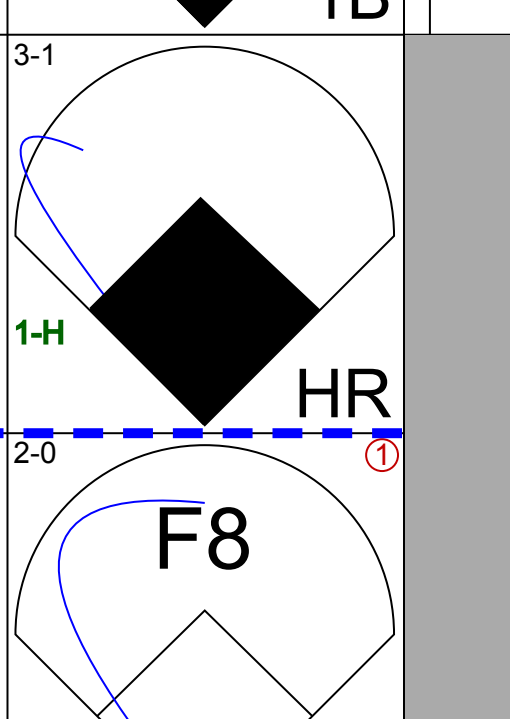
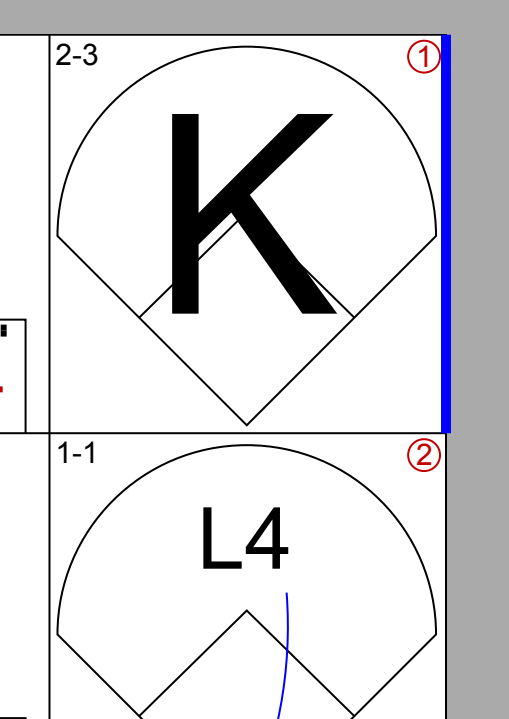
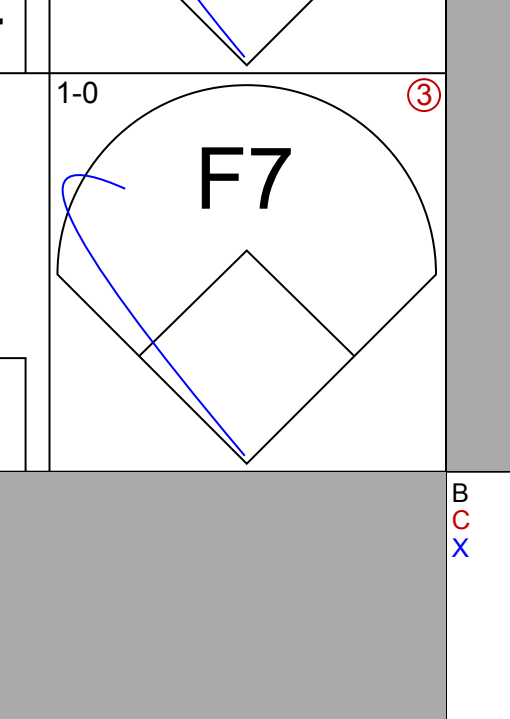
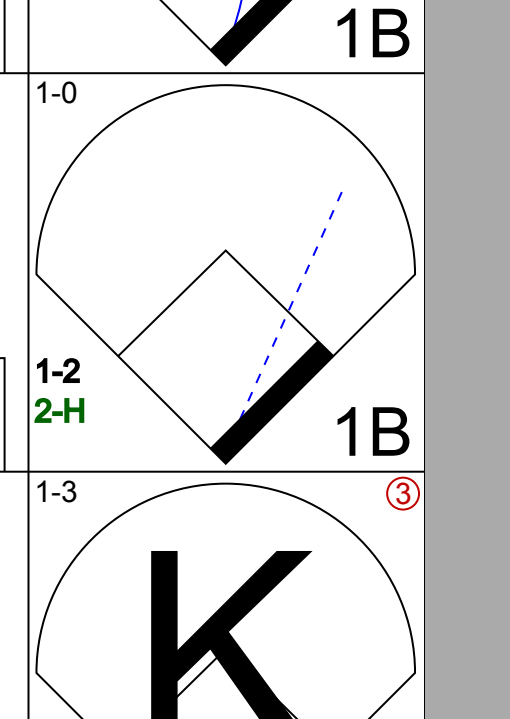
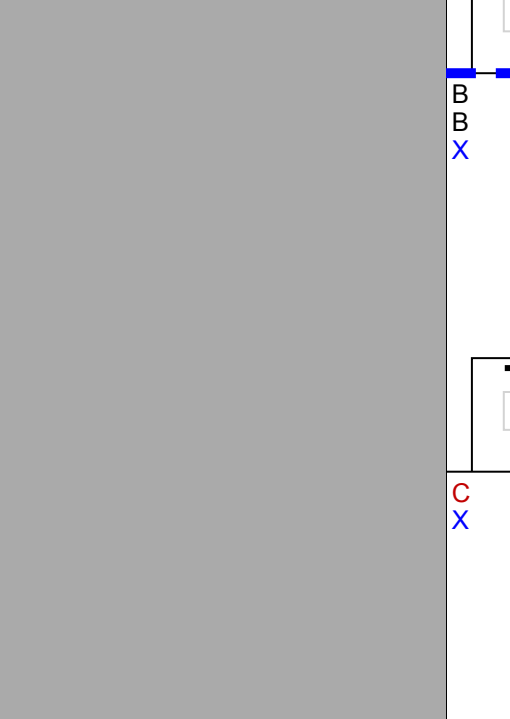
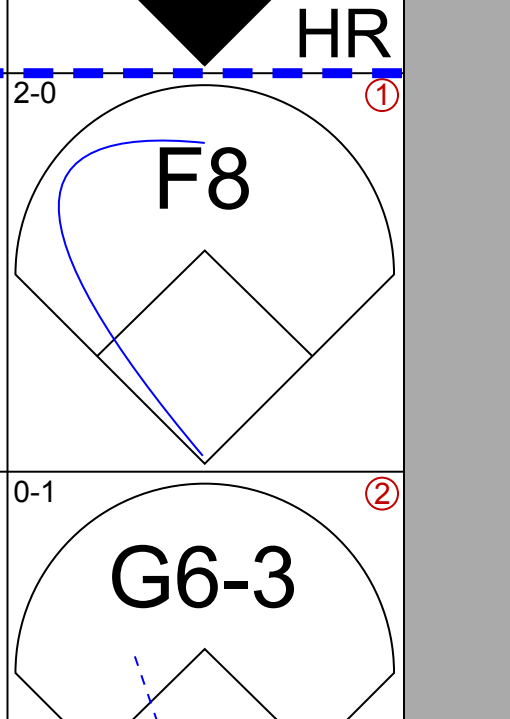
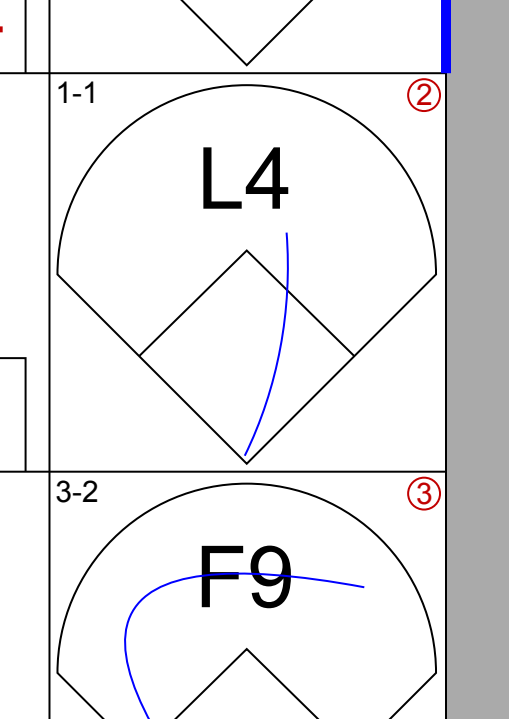
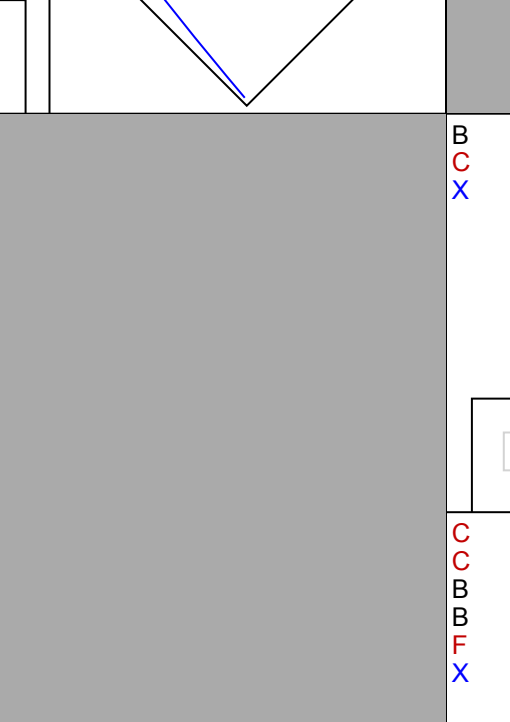
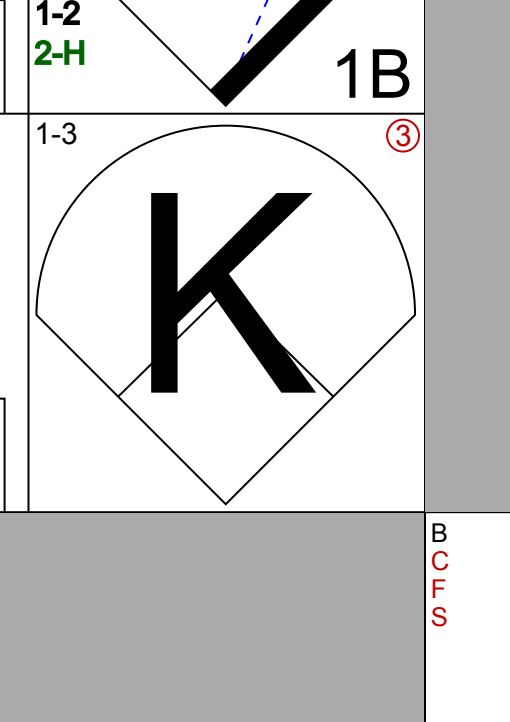
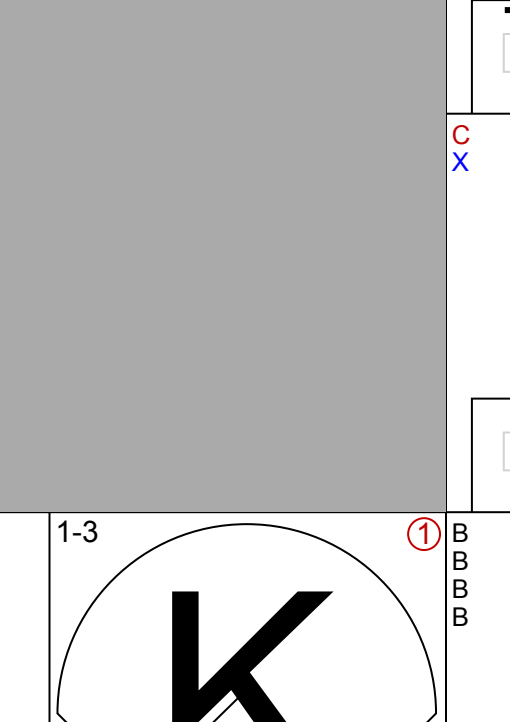
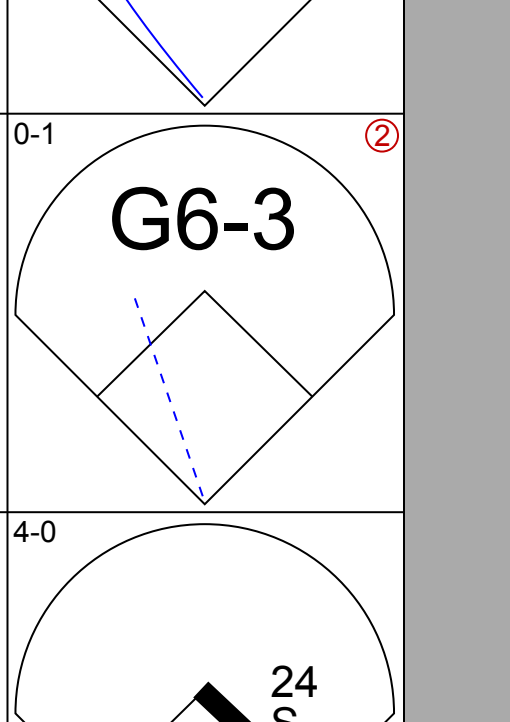
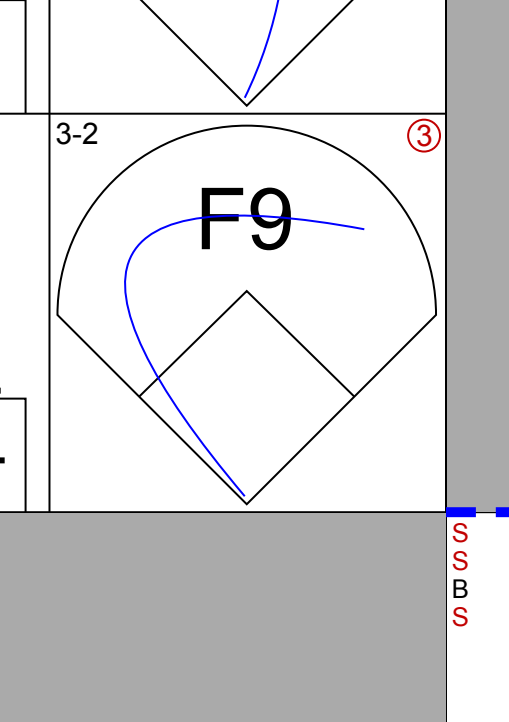
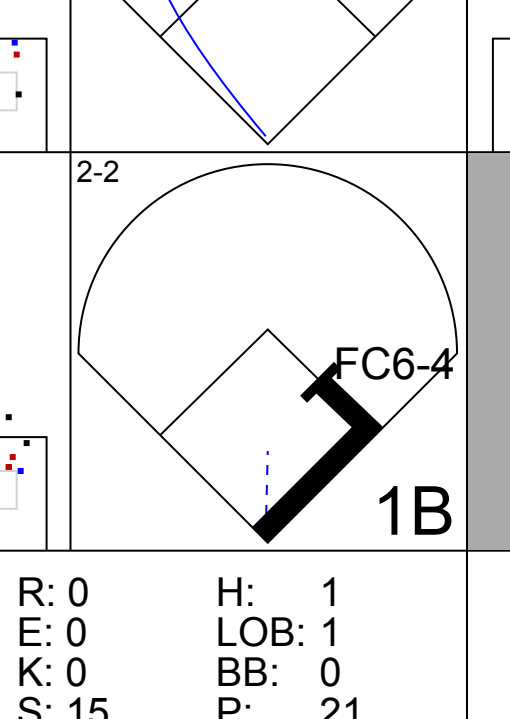
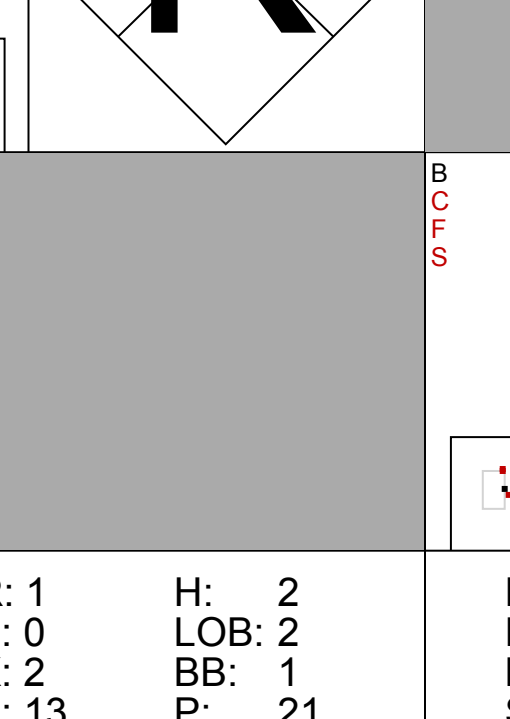
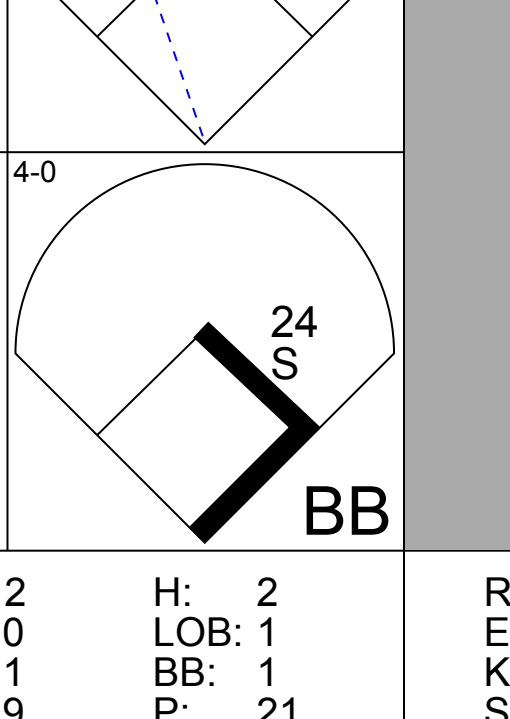
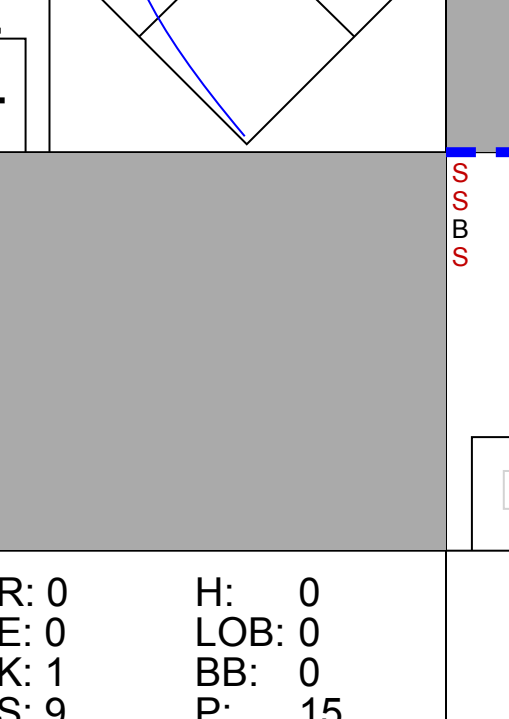
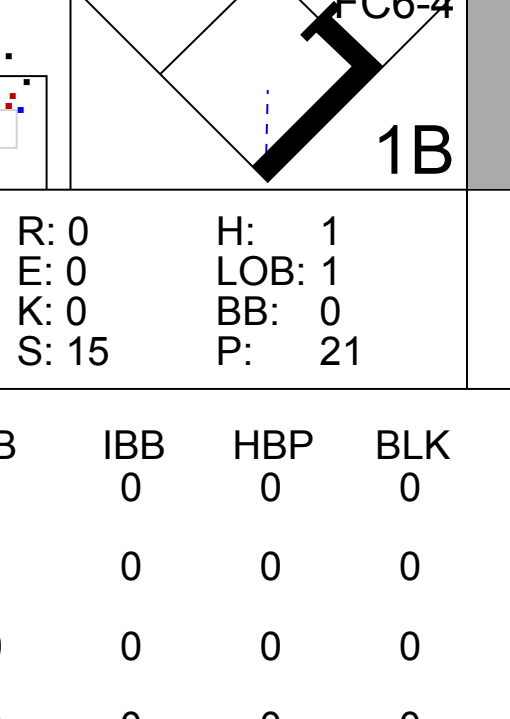
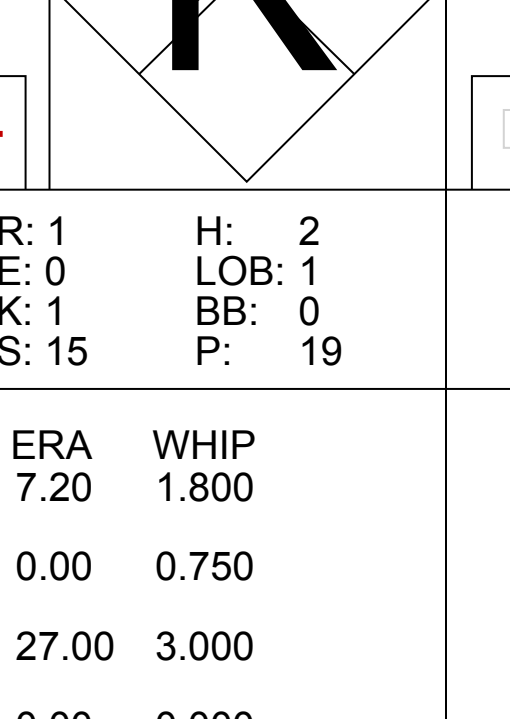
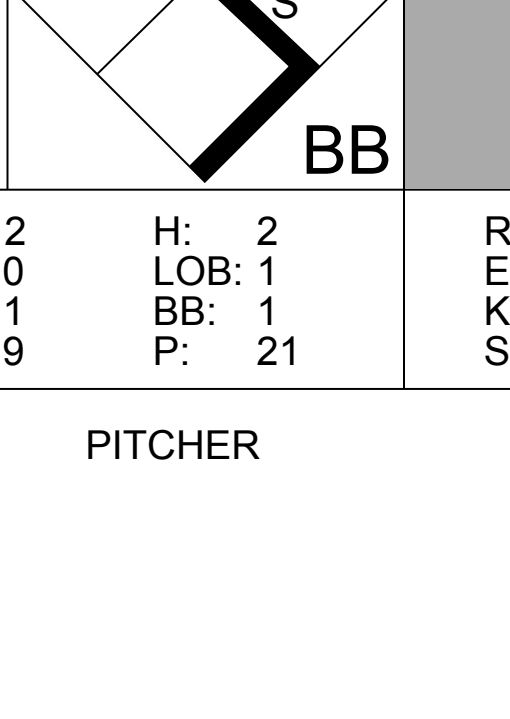
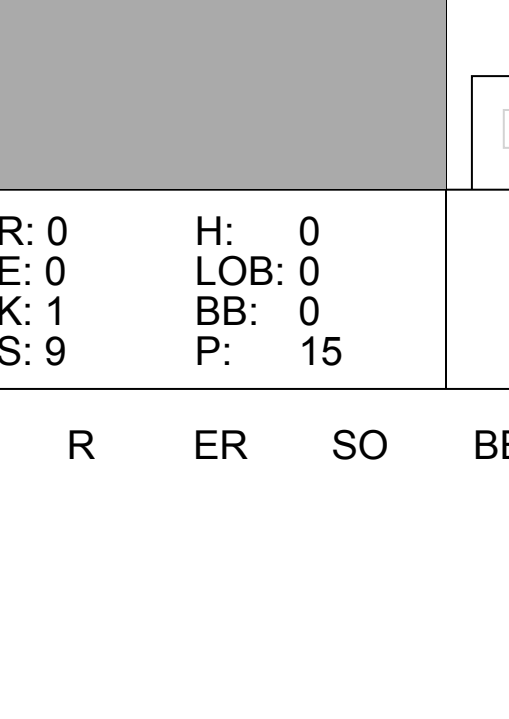
Batter	1	2	3	4	5	6	7	8	9	AB	R	H	RBI	BB	SO	LOB	BOTTOM			
24 Grady Sizemore, L (1, 8) OBP: 0.393, SLG: 0.471	P6		G1-6-3 41 G4-3 2B		G1-3		F8		IBB	4	1	1	0	1	0	2	Kansas City Royals @ Cleveland Indians Jacobs Field, Cleveland, OH Fri Jul 13 2007, 7:05 PM EDT Att: 32,624 - Clear - 71 F livebaseballscorecards.com			
Casey Blake, R (1, 5) OBP: 0.357, SLG: 0.478	K		G1-6-3 2-3		G1-6-3 41 1B				K	5	1	1	0	0	3	3				
41 Victor Martinez, S (1, 2) OBP: 0.380, SLG: 0.548	G5-3		G4-3 3-H		G4-3 25 BB				G1-3	5	0	1	2	0	0	0				
48 Travis Hafner, L (1, 10) OBP: 0.397, SLG: 0.452 Mike Rouse, L (9, PR) OBP: 0.206, SLG: 0.143			L8		F7				P5	4	0	1	0	1	1	1				
2 Johnny Peralta, R (1, 6) OBP: 0.351, SLG: 0.465					F7				25 1B	0	1	0	0	0	0	0				
25 Ryan Garko, R (1, 3) OBP: 0.394, SLG: 0.472			L8		F7				25 1B	4	2	2	0	1	1	1				
Jason Michaels, R (1, 7) OBP: 0.342, SLG: 0.446			E6 1B 29 FC5		K				25 1B	3	0	2	1	2	1	2				
Franklin Gutierrez, R (1, 9) OBP: 0.342, SLG: 0.471			29 FC5		K				25 1B	4	0	1	1	0	1	4				
29 Josh Barfield, R (1, 4) OBP: 0.282, SLG: 0.337			F7		K				P6	3	0	1	0	1	2	2				
			F7		K				G6-4-3	4	0	0	1	0	1	5				
Inning Stats	R: 0 E: 0 K: 1 S: 8	H: 0 LOB: 0 BB: 0 P: 14	R: 1 E: 0 K: 2 S: 12	H: 3 LOB: 0 BB: 0 P: 20	R: 1 E: 0 K: 0 S: 7	H: 1 LOB: 0 BB: 0 P: 14	R: 1 E: 1 K: 0 S: 14	H: 2 LOB: 2 BB: 1 P: 21	R: 0 E: 0 K: 2 S: 8	H: 0 LOB: 0 BB: 0 P: 11	R: 0 E: 0 K: 2 S: 14	H: 1 LOB: 2 BB: 1 P: 24	R: 0 E: 0 K: 1 S: 12	H: 0 LOB: 2 BB: 2 P: 24	R: 1 E: 0 K: 0 S: 4	H: 2 LOB: 2 BB: 1 P: 10	1B: 6 2B: 4 3B: 0 HR: 0	SF: 0 SAC: 0 DP: 0 HBP: 0	WP: 0 PA: 42 PB: 1 CS: 0	
PITCHER	IP WLS BF H R ER SO	IP WLS BF H R ER SO	IP WLS BF H R ER SO	IP WLS BF H R ER SO	IP WLS BF H R ER SO	IP WLS BF H R ER SO	IP WLS BF H R ER SO	IP WLS BF H R ER SO	IP WLS BF H R ER SO	IP WLS BF H R ER SO	IP WLS BF H R ER SO	IP WLS BF H R ER SO	IP WLS BF H R ER SO	IP WLS BF H R ER SO	IP WLS BF H R ER SO	IP WLS BF H R ER SO	ERA WHIP	ERA WHIP	ERA WHIP	
45 Odalis Perez, L (1, 1) ERA: 5.68	4.2	24	7	4	3	4	2	0	0	0	0	0	0	0	0	0	5.79	1.929		
57 Joel Peralta, R (5, 1) ERA: 3.54	1.2	5	0	0	0	4	0	0	0	0	0	0	0	0	0	0	0.00	0.000		
41 Jimmy Gobble, L (7, 1) ERA: 2.67	0.1	2	0	0	0	0	1	0	0	0	0	0	0	0	0	0	0.00	3.000		
48 Joaquin Soria, R (7, 1) ERA: 2.19	0.1	2	1	0	0	1	0	0	0	0	0	0	0	0	0	0	0.00	3.000		
David Riske, R (8, 1) ERA: 2.16	1.0	5	0	0	0	1	1	1	0	0	0	0	0	0	0	0	0.00	1.000		

Batter	1	2	3	4	5	6	7	8	9	AB	R	H	RBI	BB	SO	LOB	TOP						
9 David DeJesus, L (1, 8) OBP: 0.361, SLG: 0.410										5	0	1	0	0	2	3							
15 Mark Grudzielanek, R (1, 4) OBP: 0.339, SLG: 0.424										5	1	1	0	0	2	3							
24 Mark Teahen, L (1, 9) OBP: 0.365, SLG: 0.410										5	3	3	0	0	1	0							
16 Billy Butler, R (1, 10) OBP: 0.347, SLG: 0.478										5	1	3	2	0	0	0							
2 Joey Gathright, L (9, PR) OBP: 0.397, SLG: 0.377										5	1	2	3	0	1	3							
Emil Brown, R (1, 7) OBP: 0.297, SLG: 0.330										4	0	2	0	0	0	1							
Esteban German, R (1, 5) OBP: 0.378, SLG: 0.396										4	0	2	0	0	0	1							
4 Alex Gordon, L (1, 3)										4	0	0	0	0	2	3							
14 John Buck, R (1, 2) OBP: 0.338, SLG: 0.546										2	0	1	0	2	1	0							
1 Tony Pena Jr., R (1, 6) OBP: 0.290, SLG: 0.363										4	0	0	0	0	0	3							
Inning Stats	R: 2 E: 0 K: 1 S: 13	H: 3 LOB: 1 BB: 0 P: 20	R: 0 E: 0 K: 0 S: 6	H: 0 LOB: 1 BB: 1 P: 10	R: 3 E: 0 K: 0 S: 11	H: 3 LOB: 0 BB: 0 P: 13	R: 0 E: 0 K: 1 S: 9	H: 1 LOB: 1 BB: 0 P: 14	R: 0 E: 0 K: 2 S: 13	H: 2 LOB: 2 BB: 0 P: 21	R: 0 E: 0 K: 1 S: 7	H: 0 LOB: 1 BB: 1 P: 12	R: 1 E: 1 K: 1 S: 13	H: 2 LOB: 1 BB: 0 P: 23	R: 0 E: 0 K: 2 S: 12	H: 1 LOB: 1 BB: 0 P: 17	R: 0 E: 0 K: 1 S: 12	H: 1 LOB: 1 BB: 0 P: 17	1B: 8 2B: 4 3B: 0 HR: 1	SF: 0 SAC: 0 DP: 0 HBP: 0	WP: 0 PB: 0 SB: 1 CS: 1	PA: 41	
PITCHER	IP WLS BF H R ER SO BB IBB HBP BLK WP HR S P ERA WHIP	7.0 L 34 11 6 6 6 2 0 0 0 0 1 72 113 7.71 1.857	2.0 7 2 0 0 3 0 0 0 0 0 0 0 24 34 0.00 1.000																				

Kansas City Royals @ Cleveland Indians
 Jacobs Field, Cleveland, OH
 Sat Jul 14 2007, 7:05 PM EDT
 Att: 31,599 - Overcast - 83 F

AB 39
 R 6
 H 13
 RBI 5
 BB 2
 SO 9
 LOB 16



Batter	1	2	3	4	5	6	7	8	9	AB	R	H	RBI	BB	SO	LOB	BOTTOM						
24 Grady Sizemore, L (1, 8) OBP: 0.393, SLG: 0.476										5	1	2	0	0	1	2							
Casey Blake, R (1, 5) OBP: 0.352, SLG: 0.471										5	0	0	0	0	2	3							
41 Victor Martinez, S (1, 2) OBP: 0.380, SLG: 0.549										5	1	2	1	0	2	1							
48 Travis Hafner, L (1, 10) OBP: 0.393, SLG: 0.448										3	0	0	1	0	0	1							
2 Johnny Peralta, R (1, 6) OBP: 0.356, SLG: 0.466										3	2	2	0	1	1	0							
25 Ryan Garko, R (1, 3) OBP: 0.396, SLG: 0.484										4	1	2	2	0	1	1							
Mike Rouse, L (9, 5) OBP: 0.206, SLG: 0.143										0	0	0	0	0	0	0							
Trot Nixon, L (1, 9) OBP: 0.332, SLG: 0.333										4	0	1	1	0	0	1							
12 Ben Francisco, R (1, 7) OBP: 0.353, SLG: 0.688										4	0	0	0	0	1	2							
29 Josh Barfield, R (1, 4) OBP: 0.284, SLG: 0.336										3	0	1	0	1	2	0							
Inning Stats	R: 0 E: 0 K: 2 S: 11	H: 0 LOB: 0 BB: 0 P: 17	R: 0 E: 0 K: 0 S: 11	H: 1 LOB: 1 BB: 0 P: 16	R: 0 E: 0 K: 0 S: 15	H: 1 LOB: 1 BB: 0 P: 21	R: 1 E: 0 K: 2 S: 13	H: 2 LOB: 2 BB: 1 P: 21	R: 1 E: 0 K: 1 S: 15	H: 2 LOB: 1 BB: 0 P: 19	R: 2 E: 0 K: 1 S: 9	H: 2 LOB: 1 BB: 1 P: 21	R: 1 E: 1 K: 2 S: 9	H: 1 LOB: 0 BB: 0 P: 14	R: 0 E: 0 K: 1 S: 9	H: 0 LOB: 0 BB: 0 P: 15	R: 0 E: 0 K: 1 S: 13	H: 1 LOB: 1 BB: 0 P: 19	1B: 6 2B: 3 3B: 0 HR: 1	SF: 1 SAC: 0 DP: 0 HBP: 0	WP: 1 PB: 0 SB: 1 CS: 0	PA: 39	
PITCHER	IP WLS BF H R ER SO BB IBB HBP BLK WP HR S P ERA WHIP	5.0 W 24 8 4 4 5 1 0 0 0 0 0 9 19 0.00 0.750	1.1 H 5 0 0 0 2 1 0 0 0 0 0 3 6 27.00 3.000	0.1 H 2 1 1 1 0 0 0 0 0 0 0 12 19 0.00 0.000	1.1 H 4 0 0 0 2 0 0 0 0 0 0 13 19 0.00 1.000	1.0 S 4 1 0 0 1 0 0 0 0 0 13 19 0.00 1.000																	

Kansas City Royals @ Cleveland Indians
 Jacobs Field, Cleveland, OH
 Sat Jul 14 2007, 7:05 PM EDT
 Att: 31,599 - Overcast - 83 F

AB 36
 R 5
 H 10
 RBI 5
 BB 2
 SO 10
 LOB 11



Batter	1	2	3	4	5	6	7	8	9	AB	R	H	RBI	BB	SO	LOB	TOP			
9 David DeJesus, L (1, 8) OBP: 0.356, SLG: 0.405	E3 15 G4-6-3		G6-3		G3-1	G4-3			G3-1	5	0	0	0	0	0	0	Kansas City Royals @ Cleveland Indians Jacobs Field, Cleveland, OH Sun Jul 15 2007, 1:05 PM EDT Att: 29,657 - Partly Cloudy - 70 F			
15 Mark Grudzielanek, R (1, 4) OBP: 0.325, SLG: 0.419	G4-6-3		G6-3			24 FC5-4 1B	F9		F7	5	0	1	0	0	0	1				
24 Mark Teahen, L (1, 9) OBP: 0.367, SLG: 0.411	1B		16 FC6-4 1B		FC5-4 16 2B		G3-1			4	1	2	0	0	0	1				
16 Billy Butler, R (1, 10) OBP: 0.343, SLG: 0.479	G5-3		FC6-4		1B		G6-3			4	1	1	1	0	0	2				
Ross Gload, L (1, 3) OBP: 0.299, SLG: 0.405		2 G1-3 4 BB 1B		2 1B BB		4 1B 2H		G3-1		3	0	2	1	1	0	0				
4 Alex Gordon, L (1, 5) OBP: 0.322, SLG: 0.353		2 G1-3 BB		K		1-1 1B		F7		3	0	1	0	1	1	1				
Jason Smith, L (1, 6) OBP: 0.266, SLG: 0.317		F7		P4		K		HR		4	1	1	1	0	1	5				
2 Joey Gathright, L (1, 7) OBP: 0.390, SLG: 0.370		G1-3		1-2 1B		G4-3		B3		4	0	1	0	0	0	2				
Jason LaRue, R (1, 2) OBP: 0.267, SLG: 0.330		G4-3		K		K		G6-3		3	0	0	0	0	2	4				
Esteban German, R (9, PH) OBP: 0.377, SLG: 0.394										1	0	0	0	0	0	0				
Inning Stats	R: 0 E: 1 K: 0 S: 9	H: 1 LOB: 1 BB: 0 P: 13	R: 0 E: 0 K: 0 S: 7	H: 1 LOB: 2 BB: 1 P: 15	R: 0 E: 0 K: 2 S: 12	H: 1 LOB: 2 BB: 1 P: 20	R: 2 E: 1 K: 1 S: 16	H: 4 LOB: 2 BB: 0 P: 22	R: 0 E: 0 K: 1 S: 7	H: 0 LOB: 0 BB: 0 P: 9	R: 0 E: 0 K: 0 S: 7	H: 0 LOB: 0 BB: 0 P: 12	R: 1 E: 0 K: 0 S: 11	H: 1 LOB: 0 BB: 0 P: 16	R: 0 E: 0 K: 0 S: 8	H: 0 LOB: 0 BB: 0 P: 13	1B: 7 2B: 1 3B: 0 HR: 1	SF: 0 SAC: 0 DP: 1 HBP: 0	WP: 0 PB: 0 SB: 0 CS: 0	PA: 38
PITCHER	IP WLS BF H R ER SO BB IBB HBP BLK WP HR S P ERA WHIP	7.0 W 31 8 2 2 4 2 0 0 0 0 0 67 102 2.57 1.429	1.0 H 4 1 1 1 0 0 0 0 0 0 1 11 16 9.00 1.000	1.0 S 3 0 0 0 0 0 0 0 0 0 0 8 13 0.00 0.000	PITCHER										IP WLS BF H R ER SO BB IBB HBP BLK WP HR S P ERA WHIP					

AB 36
R 3
H 9
RBI 3
BB 2
SO 4
LOB 16



Batter	1	2	3	4	5	6	7	8	9	AB	R	H	RBI	BB	SO	LOB	BOTTOM			
24 Grady Sizemore, L (1, 8) OBP: 0.391, SLG: 0.471	P6		41 BB S BB	K		G5-3		K		4	0	0	0	1	2	3	Kansas City Royals @ Cleveland Indians Jacobs Field, Cleveland, OH Sun Jul 15 2007, 1:05 PM EDT Att: 29,657 - Partly Cloudy - 70 F			
Casey Blake, R (1, 5) OBP: 0.351, SLG: 0.466	L9		41 BB BB		G6-3		K			3	0	0	0	1	1	0				
41 Victor Martinez, S (1, 2) OBP: 0.361, SLG: 0.545	48 HR BB		1-2 2-3 BB		F8		F9			2	1	0	0	2	0	0				
48 Travis Hafner, L (1, 10) OBP: 0.396, SLG: 0.462	1-H HR		2-3 K		1B		2 1B 1B			4	1	3	2	0	1	3				
2 Johnny Peralta, R (1, 6) OBP: 0.355, SLG: 0.464	K		K			K		1B		4	0	1	0	0	3	3				
25 Ryan Garko, R (1, 3) OBP: 0.371, SLG: 0.498		4-1 BB		1-0 HR		1B 2B 1B		F8		3	2	2	1	1	0	2				
Jason Michaels, R (1, 7) OBP: 0.346, SLG: 0.447		1-3 K		0-0 F9		2B 29 SF9 1B		SH1-3 1B		4	1	2	0	0	1	1				
Franklin Gutierrez, R (1, 9) OBP: 0.354, SLG: 0.486		3-3 K		4-2 24 S BB		29 SF9 2B		SH1-3		2	0	1	1	1	1	1				
29 Josh Barfield, R (1, 4) OBP: 0.281, SLG: 0.333			1-3 K		1-1 F9		SF9		F7	3	0	0	1	0	1	2				
Inning Stats	R: 2 E: 0 K: 1 S: 14	H: 1 LOB: 1 BB: 1 P: 24	R: 0 E: 0 K: 2 S: 7	H: 0 LOB: 1 BB: 1 P: 15	R: 0 E: 0 K: 3 S: 17	H: 0 LOB: 3 BB: 3 P: 33	R: 1 E: 0 K: 1 S: 11	H: 1 LOB: 1 BB: 1 P: 19	R: 0 E: 0 K: 0 S: 5	H: 1 LOB: 1 BB: 0 P: 10	R: 2 E: 0 K: 1 S: 26	H: 3 LOB: 1 BB: 0 P: 34	R: 0 E: 0 K: 1 S: 10	H: 2 LOB: 2 BB: 0 P: 14	R: 0 E: 0 K: 1 S: 10	H: 1 LOB: 1 BB: 0 P: 14		1B: 6 2B: 1 3B: 0 HR: 2	SF: 1 SAC: 1 DP: 0 HBP: 0	WP: 0 PB: 0 SB: 2 CS: 0
PITCHER	IP WLS BF H R ER SO BB IBB HBP BLK WP HR S P ERA WHIP	3.1 L 17 2 3 3 6 6 0 0 0 0 0 2 44 83 0.00 2.400	1.2 5 1 0 0 1 0 0 0 0 0 0 0 10 18 0.00 0.600	1.0 6 3 2 2 1 0 0 0 0 0 0 0 26 34 18.00 3.000	2.0 9 3 0 0 2 0 0 0 0 0 0 0 20 28 0.00 1.500	PITCHER										IP WLS BF H R ER SO BB IBB HBP BLK WP HR S P ERA WHIP				

AB 29
R 5
H 9
RBI 5
BB 6
SO 10
LOB 15



Batter	1	2	3	4	5	6	7	8	9	10	11	AB	R	H	RBI	BB	SO	LOB	TOP					
7 Jerry Owens, L OBP: 0.283, SLG: 0.253	F8		G3-1		1B		F8		F7		F7	6	1	1	0	0	0	0						
Tadahito Iguchi, R OBP: 0.336, SLG: 0.379	K		F8		1B				25 2B		G6-3	5	2	2	0	1	1	0						
25 Jim Thome, L OBP: 0.442, SLG: 0.547	1B		F8		1B		K		12 HBP		G4-3	6	0	3	2	0	1	1						
14 Paul Konerko, R OBP: 0.366, SLG: 0.514	1B				1B				12 HBP			3	0	1	1	2	0	1						
12 A.J. Pierzynski, L OBP: 0.300, SLG: 0.384					2B				12 HBP			3	0	0	1	0	0	2						
23 Jermaine Dye, R OBP: 0.281, SLG: 0.444	K				1B				23 G5-4.3			5	1	1	1	0	1	6						
Rob Mackowiak, L OBP: 0.357, SLG: 0.401					HR				1-2			5	0	2	0	0	1	0						
22 Josh Fields, R OBP: 0.308, SLG: 0.398					1B				22 BB			4	0	0	0	1	2	1						
5 Juan Uribe, R OBP: 0.273, SLG: 0.335	P4				1B				25 1B			5	1	0	0	0	0	3						
Inning Stats	R: 0 E: 0 K: 2 S: 12	H: 1 LOB: 3 BB: 1 P: 19	R: 0 E: 0 K: 1 S: 6	H: 0 LOB: 0 BB: 0 P: 9	R: 0 E: 0 K: 0 S: 6	H: 0 LOB: 0 BB: 0 P: 10	R: 0 E: 0 K: 0 S: 8	H: 0 LOB: 0 BB: 0 P: 9	R: 3 E: 1 K: 0 S: 19	H: 4 LOB: 2 BB: 1 P: 35	R: 1 E: 0 K: 0 S: 12	H: 1 LOB: 1 BB: 0 P: 17	R: 0 E: 0 K: 0 S: 18	H: 1 LOB: 2 BB: 1 P: 27	R: 1 E: 0 K: 0 S: 13	H: 2 LOB: 1 BB: 1 P: 25	R: 0 E: 0 K: 2 S: 12	H: 0 LOB: 0 BB: 0 P: 17	R: 0 E: 0 K: 0 S: 7	H: 0 LOB: 0 BB: 0 P: 8	1B: 7 2B: 2 3B: 0 HR: 1	SF: 0 SAC: 0 DP: 1 HBP: 2	WP: 0 PB: 0 SB: 0 CS: 0	PA: 48
PITCHER	IP WLS BF H R ER SO BB IBB HBP BLK WP HR S P ERA WHIP	6.0 1.2 7 2 0 0 1 0 0 0 0 0 0 0 21 25 0.00 1.200	7.1 1.1 8 2 1 0 1 0 0 0 0 0 0 0 19 36 6.75 2.250	10.1 1.0 3 0 0 0 2 0 0 0 0 0 0 0 12 17 0.00 0.000	11.1 1.0 W 3 0 0 0 0 0 0 0 0 0 0 7 8 0.00 0.000	PITCHER										IP WLS BF H R ER SO BB IBB HBP BLK WP HR S P ERA WHIP	6.0 1.2 7 2 0 0 1 0 0 0 0 0 0 19 36 6.75 2.250							

Chicago White Sox @ Cleveland Indians
Jacobs Field, Cleveland, OH
Tue Jul 17 2007, 7:05 PM EDT
Alt. 21,321 - Overcast - 67 F

AB 42
R 5
H 10
RBI 5
BB 4
SO 6
LOB 14



Batter	1	2	3	4	5	6	7	8	9	10	11	AB	R	H	RBI	BB	SO	LOB	BOTTOM							
24 Grady Sizemore, L OBP: 0.387, SLG: 0.482	G1-4-3				1B		G5-3		G3			5	0	1	0	0	0	1								
Casey Blake, R OBP: 0.350, SLG: 0.466	1B				F8		G5-3		F8			5	1	1	0	0	0	1								
41 Victor Martinez, S OBP: 0.384, SLG: 0.555	2B				BB		CS		G5-3		G4-3	4	2	2	1	1	0	0								
48 Travis Hafner, L OBP: 0.400, SLG: 0.461	2B				1B				2B			3	0	1	0	1	1	2								
12 Ben Francisco, R OBP: 0.343, SLG: 0.667	BB				K				F9			1	0	0	0	0	0	0								
2 Jhonny Peralta, R OBP: 0.358, SLG: 0.488	1B				FC6-4		L6		1B			5	0	3	0	0	0	2								
Franklin Gutierrez, R OBP: 0.371, SLG: 0.643	1B				1B		1B		F9-2		K2-3	4	0	1	1	0	1	3								
Trot Nixon, L OBP: 0.333, SLG: 0.335	L8				F7		1B		F9-2			4	1	2	1	0	0	2								
Jason Michaels, R OBP: 0.347, SLG: 0.451					F8		1B					1	1	1	0	0	0	0								
10 Kelly Shoppach, R OBP: 0.386, SLG: 0.556					K		P4		25 HR			2	0	0	0	1	1	2								
25 Ryan Garko, R OBP: 0.376, SLG: 0.514					1B				HR			2	1	2	3	0	0	0								
Mike Rouse, L OBP: 0.194, SLG: 0.133					P4		G3		G4-3			4	0	0	0	0	0	1								
Inning Stats	R: 2 E: 0 K: 0 S: 20	H: 3 LOB: 2 BB: 1 P: 32	R: 0 E: 0 K: 0 S: 14	H: 0 LOB: 0 BB: 1 P: 25	R: 0 E: 0 K: 1 S: 8	H: 0 LOB: 1 BB: 1 P: 16	R: 0 E: 0 K: 1 S: 10	H: 0 LOB: 0 BB: 0 P: 13	R: 0 E: 0 K: 0 S: 8	H: 1 LOB: 1 BB: 0 P: 11	R: 1 E: 0 K: 0 S: 13	H: 3 LOB: 2 BB: 0 P: 25	R: 0 E: 0 K: 0 S: 8	H: 0 LOB: 0 BB: 0 P: 13	R: 0 E: 0 K: 0 S: 10	H: 2 LOB: 1 BB: 0 P: 17	R: 2 E: 0 K: 0 S: 9	H: 2 LOB: 0 BB: 0 P: 14	R: 0 E: 0 K: 1 S: 7	H: 1 LOB: 1 BB: 0 P: 12	R: 1 E: 0 K: 0 S: 5	H: 2 LOB: 1 BB: 0 P: 7	1B: 11 2B: 3 3B: 0 HR: 1	SF: 1 SAC: 0 DP: 1 HBP: 0	WP: 0 PB: 1 SB: 0 CS: 2	PA: 46
PITCHER	IP WLS BF H R ER SO BB IBB HBP BLK WP HR S P ERA WHIP	6.0 2.0 H 7 2 0 0 0 0 0 0 0 0 0 18 30 0.00 1.000	7.1 1.0 B 5 2 2 2 0 0 0 0 0 0 1 9 14 18.00 2.000	10.1 1.0 L 6 3 1 1 1 0 0 0 0 0 0 12 19 9.00 3.000	PITCHER										IP WLS BF H R ER SO BB IBB HBP BLK WP HR S P ERA WHIP	6.0 2.0 H 7 2 0 0 0 0 0 0 0 0 18 30 0.00 1.000										

Chicago White Sox @ Cleveland Indians
Jacobs Field, Cleveland, OH
Tue Jul 17 2007, 7:05 PM EDT
Alt. 21,321 - Overcast - 67 F

AB 40
R 6
H 14
RBI 6
BB 3
SO 3
LOB 14



Batter	1	2	3	4	5	6	7	8	9	AB	R	H	RBI	BB	SO	LOB	TOP			
7 Jerry Owens, L (1, 8) OBP: 0.297, SLG: 0.262	0-1 1B G3-6-1		2-3 K		1-2 L7		1-0 CS		4-1 BB BB	4	1	2	0	1	1	0	Chicago White Sox @ Cleveland Indians Jacobs Field, Cleveland, OH Wed Jul 18 2007, 12:05 PM EDT Att: 29,822 - Partly Cloudy - 77 F livebaseballscores.com			
Tadahito Iguchi, R (1, 4) OBP: 0.340, SLG: 0.387	2-2 1B G3-6-1		0-0 F8		1-2 G5-3		1-0 CS	0-1 1B 3B	4-1 BB BB	4	1	2	0	1	0	0				
25 Jim Thome, L (1, 10) OBP: 0.445, SLG: 0.544	4-2 1B G3-6-1			3-1 1B 14 HR	1-1 G3-1			4-0 1B BB	1-3 K	3	1	1	0	2	1	3				
14 Paul Konerko, R (1, 3) OBP: 0.364, SLG: 0.518	1-2 G3-6-1			3-2 HR		2-2 F8		1-3 K	1-2 F7	5	1	1	2	0	1	7				
Rob Mackowiak, L (1, 7) OBP: 0.363, SLG: 0.412	1-0 G6-3			2-2 2B		0-1 1B		2-2 1B		4	1	3	1	0	0	1				
23 Jermaine Dye, R (1, 9) OBP: 0.284, SLG: 0.446		1-2 G4-3		0-1 2B		4-1 BB		1-3 K		3	0	1	1	1	1	2				
8 Alex Cintron, S (1, 6) OBP: 0.289, SLG: 0.308		0-1 P6		1-1 2B		0-0 BB		1-0 F9		4	0	0	0	0	0	5				
5 Juan Uribe, R (8, 6) OBP: 0.273, SLG: 0.335				2-3 G6-3		1-2 BB				0	0	0	0	0	0	0				
26 Andy González, R (1, 5) OBP: 0.323, SLG: 0.301		2-3 K		3-3 K			2-3 K		4-2 BB	3	0	0	0	1	3	1				
Toby Hall, R (1, 2) OBP: 0.185, SLG: 0.208			1-2 G6-3	1-1 P6		0-3 K		0-1 G5-3		4	0	0	0	0	1	2				
Inning Stats	R: 1 E: 0 K: 0 S: 11	H: 2 LOB: 1 BB: 1 P: 19	R: 0 E: 0 K: 1 S: 10	H: 0 LOB: 0 BB: 0 P: 13	R: 0 E: 0 K: 1 S: 7	H: 0 LOB: 0 BB: 0 P: 10	R: 3 E: 0 K: 1 S: 24	H: 4 LOB: 1 BB: 0 P: 37	R: 0 E: 0 K: 0 S: 7	H: 1 LOB: 1 BB: 0 P: 13	R: 0 E: 0 K: 2 S: 7	H: 1 LOB: 2 BB: 1 P: 11	R: 1 E: 0 K: 2 S: 15	H: 2 LOB: 2 BB: 1 P: 24	R: 0 E: 0 K: 1 S: 15	H: 0 LOB: 3 BB: 3 P: 29	1B: 6 2B: 2 3B: 1 HR: 1	SF: 0 SAC: 0 DP: 2 HBP: 0	WP: 0 PB: 0 SB: 1 CS: 1	PA: 41
PITCHER	IP WLS BF H R ER SO BB IBB HBP BLK WP HR S P ERA WHIP	IP WLS BF H R ER SO BB IBB HBP BLK WP HR S P ERA WHIP	IP WLS BF H R ER SO BB IBB HBP BLK WP HR S P ERA WHIP	IP WLS BF H R ER SO BB IBB HBP BLK WP HR S P ERA WHIP	IP WLS BF H R ER SO BB IBB HBP BLK WP HR S P ERA WHIP	IP WLS BF H R ER SO BB IBB HBP BLK WP HR S P ERA WHIP	IP WLS BF H R ER SO BB IBB HBP BLK WP HR S P ERA WHIP	IP WLS BF H R ER SO BB IBB HBP BLK WP HR S P ERA WHIP	IP WLS BF H R ER SO BB IBB HBP BLK WP HR S P ERA WHIP	IP WLS BF H R ER SO BB IBB HBP BLK WP HR S P ERA WHIP	IP WLS BF H R ER SO BB IBB HBP BLK WP HR S P ERA WHIP	IP WLS BF H R ER SO BB IBB HBP BLK WP HR S P ERA WHIP	IP WLS BF H R ER SO BB IBB HBP BLK WP HR S P ERA WHIP	IP WLS BF H R ER SO BB IBB HBP BLK WP HR S P ERA WHIP	IP WLS BF H R ER SO BB IBB HBP BLK WP HR S P ERA WHIP	IP WLS BF H R ER SO BB IBB HBP BLK WP HR S P ERA WHIP	IP WLS BF H R ER SO BB IBB HBP BLK WP HR S P ERA WHIP			
37 Jake Westbrook, R (1, 1) ERA: 6.07	6.0 L	25 7	4 4	3 4	3 3	2 2	0 0	0 0	0 0	0 0	0 0	0 0	0 0	0 0	0 0	0 0	0 0	6.00 1.500		
50 Jensen Lewis, R (7, 1) ERA: 2.7	2.0 H	9 3	1 1	1 4	4 4	1 1	0 0	0 0	0 0	0 0	0 0	22 35	4.50 2.000							
Jason Stanford, L (9, 1) ERA: 4.3	1.0 6	0 0	0 0	0 1	1 3	0 0	0 0	0 0	0 0	0 0	15 29	0.00 3.000								

Batter	1	2	3	4	5	6	7	8	9	AB	R	H	RBI	BB	SO	LOB	BOTTOM			
24 Grady Sizemore, L (1, 8) OBP: 0.389, SLG: 0.462	0-0 B1-3		0-0 1B G6-4-3		1-1 F9		0-0 1B		4-1 BB	4	0	2	1	1	0	1	Chicago White Sox @ Cleveland Indians Jacobs Field, Cleveland, OH Wed Jul 18 2007, 12:05 PM EDT Att: 29,822 - Partly Cloudy - 77 F livebaseballscores.com			
Casey Blake, R (1, 5) OBP: 0.351, SLG: 0.465	2-1 G3		0-0 1B G6-4-3		2-1 FC6		3-1 1B		2-2 F7	5	0	2	0	0	0	3				
41 Victor Martinez, S (1, 2) OBP: 0.383, SLG: 0.551	2-1 1B		0-1 G6-4-3		2-2 FC6-4		2-1 G1-6-3			4	0	1	0	0	0	5				
48 Travis Hafner, L (1, 10) OBP: 0.396, SLG: 0.455	2-3 K		1-1 G6-3			3-2 G3		2-1 P5		4	0	0	0	0	1	2				
2 Johnny Peralta, R (1, 6) OBP: 0.355, SLG: 0.462		0-1 L7		2-3 K		1-2 G5-3		3-2 F8		4	0	0	0	0	1	0				
25 Ryan Garko, R (1, 3) OBP: 0.381, SLG: 0.519		2-0 1B 1B		4-2 BB		0-0 2B		0-1 P4		3	0	2	0	1	0	0				
Jason Michaels, R (1, 7) OBP: 0.340, SLG: 0.441		1-3 K		2-1 FC5-4		3-2 F9			3-1 F9	4	0	0	0	0	1	3				
Franklin Gutierrez, R (1, 9) OBP: 0.376, SLG: 0.553		1-2 1B		1-2 FC5-4			2-2 2B		2-2 P4	4	1	2	0	0	0	1				
29 Josh Barfield, R (1, 4) OBP: 0.280, SLG: 0.330		1-2 F7			3-1 FC6		0-0 F9		0-2 1B	4	0	2	0	0	0	3				
Inning Stats	R: 0 E: 0 K: 1 S: 8	H: 1 LOB: 1 BB: 0 P: 14	R: 0 E: 0 K: 1 S: 14	H: 2 LOB: 2 BB: 0 P: 19	R: 0 E: 0 K: 1 S: 6	H: 2 LOB: 1 BB: 0 P: 7	R: 0 E: 0 K: 1 S: 13	H: 0 LOB: 1 BB: 1 P: 22	R: 0 E: 0 K: 0 S: 11	H: 1 LOB: 1 BB: 0 P: 19	R: 1 E: 0 K: 0 S: 8	H: 3 LOB: 1 BB: 0 P: 13	R: 0 E: 0 K: 0 S: 7	H: 0 LOB: 0 BB: 0 P: 12	R: 0 E: 0 K: 0 S: 13	H: 1 LOB: 2 BB: 1 P: 24		1B: 9 2B: 2 3B: 0 HR: 0	SF: 0 SAC: 0 DP: 2 HBP: 0	WP: 0 PB: 0 SB: 0 CS: 0
PITCHER	IP WLS BF H R ER SO BB IBB HBP BLK WP HR S P ERA WHIP	IP WLS BF H R ER SO BB IBB HBP BLK WP HR S P ERA WHIP	IP WLS BF H R ER SO BB IBB HBP BLK WP HR S P ERA WHIP	IP WLS BF H R ER SO BB IBB HBP BLK WP HR S P ERA WHIP	IP WLS BF H R ER SO BB IBB HBP BLK WP HR S P ERA WHIP	IP WLS BF H R ER SO BB IBB HBP BLK WP HR S P ERA WHIP	IP WLS BF H R ER SO BB IBB HBP BLK WP HR S P ERA WHIP	IP WLS BF H R ER SO BB IBB HBP BLK WP HR S P ERA WHIP	IP WLS BF H R ER SO BB IBB HBP BLK WP HR S P ERA WHIP	IP WLS BF H R ER SO BB IBB HBP BLK WP HR S P ERA WHIP	IP WLS BF H R ER SO BB IBB HBP BLK WP HR S P ERA WHIP	IP WLS BF H R ER SO BB IBB HBP BLK WP HR S P ERA WHIP	IP WLS BF H R ER SO BB IBB HBP BLK WP HR S P ERA WHIP	IP WLS BF H R ER SO BB IBB HBP BLK WP HR S P ERA WHIP	IP WLS BF H R ER SO BB IBB HBP BLK WP HR S P ERA WHIP	IP WLS BF H R ER SO BB IBB HBP BLK WP HR S P ERA WHIP				
56 Mark Buehrle, L (1, 1) ERA: 2.91	6.1 W	29 10	1 1	1 3	3 3	0 0	0 0	0 0	0 0	0 0	0 0	2 70	0.00 1.42	0.000 1.737						
37 Matt Thornton, L (7, 1) ERA: 4.56	0.2 H	1 1	0 0	0 0	0 0	0 0	0 0	0 0	0 0	0 0	2 4	0.00 0.000								
40 Charlie Haeger, R (8, 1) ERA: 1.93	2.0 8	1 1	0 0	0 0	0 1	0 0	0 0	0 0	0 0	0 0	20 36	0.00 1.000								

Batter	1	2	3	4	5	6	7	8	9	AB	R	H	RBI	BB	SO	LOB	TOP										
24 Grady Sizemore, L OBP: 0.389, SLG: 0.469	G4-3	FC6-4 1B			HR	P6			K	5	1	2	2	0	1	0											
Casey Blake, R OBP: 0.351, SLG: 0.472	K	FC6-4			25 G4-6-3 3B	F7			48 G1-3 2B	5	1	2	0	0	1	1											
41 Victor Martinez, S OBP: 0.383, SLG: 0.548	G1-3		G6-3		G1-3		48 G6-3 1B		48 G1-3 BB	4	0	1	0	1	0	1											
48 Travis Hafner, L OBP: 0.396, SLG: 0.453		25 BB 2 WP 2B 1B	G6-3		25 G4-6-3 2 BB IBB		G6-3		G1-3	4	1	1	0	1	0	3											
2 Jhonny Peralta, R OBP: 0.358, SLG: 0.461		25 BB 2B HBP			25 G4-6-3 BB		F8		P2	3	1	1	0	1	0	2											
25 Ryan Garko, R OBP: 0.383, SLG: 0.521		2B 12 SF9 BB	G5-3		G4-6-3		G3-1 12 1B 2B			3	2	1	1	1	0	3											
Trot Nixon, L OBP: 0.336, SLG: 0.339 Franklin Gutierrez, R OBP: 0.376, SLG: 0.553		12 SF9 24 1B 2B		G6-3		IBB	G3-1			3	1	1	2	1	0	1											
12 Ben Francisco, R OBP: 0.333, SLG: 0.639		SF9		K		F8		29 CS 1B		3	0	1	2	0	1	3											
29 Josh Barfield, R OBP: 0.276, SLG: 0.326		G6-3		G6-3		F7		K		4	0	0	0	0	1	2											
Inning Stats	R: 0 E: 0 K: 1 S: 9	H: 0 LOB: 0 BB: 0 P: 13	R: 4 H: 3 ER: 0 SO: 14	H: 3 LOB: 1 BB: 27 P: 27	R: 0 H: 1 ER: 0 SO: 6	H: 1 LOB: 0 BB: 0 P: 9	R: 0 H: 0 ER: 0 SO: 7	H: 0 LOB: 0 BB: 8 P: 8	R: 2 H: 2 ER: 0 SO: 11	H: 2 LOB: 3 BB: 3 P: 29	R: 0 H: 0 ER: 0 SO: 6	H: 0 LOB: 0 BB: 11 P: 11	R: 0 H: 1 ER: 0 SO: 9	H: 1 LOB: 0 BB: 0 P: 10	R: 1 H: 2 ER: 0 SO: 10	H: 2 LOB: 0 BB: 16 P: 16	R: 0 H: 1 ER: 0 SO: 19	H: 1 LOB: 2 BB: 1 P: 29	1B: 5 2B: 3 3B: 1 HR: 1	SF: 1 SAC: 0 DP: 1 HBP: 1	WP: 1 PB: 0 SB: 0 CS: 1	PA: 41					
PITCHER	IP	WLS	BF	H	R	ER	SO	BB	IBB	HBP	BLK	WP	HR	S	P	ERA	WHIP										
43 Kameron Loe, R ERA: 5.69	6.0	L	29	6	6	6	2	2	2	1	0	1	1	53	97	9.00	1.333										
Ron Mahay, L ERA: 2.08	0.2		2	1	0	0	0	0	0	0	0	0	0	6	7	0.00	1.500										
50 Frank Francisco, R ERA: 4.3	2.1		10	3	1	1	2	1	0	0	0	0	0	32	48	3.86	1.714										

Cleveland Indians @ Texas Rangers
Rangers Ballpark in Arlington, Arlington, TX
Thu Jul 19 2007, 8:35 PM EDT
Att: 28,108 - Partly Cloudy - 83 F


AB 34
R 7
H 10
RBI 7
BB 5
SO 4
LOB 16



Batter	1	2	3	4	5	6	7	8	9	AB	R	H	RBI	BB	SO	LOB	BOTTOM										
Kenny Lofton, L OBP: 0.388, SLG: 0.443	L6	L5		G4-6-3			G4-3		3 S 1B	5	1	1	0	0	3												
3 Jerry Hairston, R OBP: 0.289, SLG: 0.333	G5-3		F8		B3		K		P4	5	0	0	0	0	1	1											
Mark Teixeira, S OBP: 0.410, SLG: 0.552	L5		22 C4 1B		K		G5-3		2-H 1B	5	0	2	1	0	1	0											
Sammy Sosa, R OBP: 0.296, SLG: 0.443		P6	L6		P6			1B BB	K	4	0	0	0	1	1	2											
22 Marlon Byrd, R OBP: 0.403, SLG: 0.494		K	FC4				1B		F8	4	0	1	0	0	1	2											
Brad Wilkerson, L OBP: 0.301, SLG: 0.495		15 HR 2B		15 30 SF8 BB		L7		1B		3	2	0	1	0	1												
15 Gerald Laird, R OBP: 0.293, SLG: 0.348		2-H HR		1B		F7		K		4	1	2	2	0	1	3											
Ramon Vazquez, L OBP: 0.313, SLG: 0.419		30 E 2B		G4-6-3 1B		1B		G4-3		4	1	3	0	0	0	2											
30 Travis Metcalf, R OBP: 0.260, SLG: 0.328		E1 1B		SF8		F8			P3	3	0	1	1	0	0	2											
Inning Stats	R: 0 E: 0 K: 0 S: 6	H: 0 LOB: 0 BB: 0 P: 11	R: 3 H: 4 ER: 1 SO: 16	H: 4 LOB: 1 BB: 0 P: 22	R: 0 H: 1 ER: 0 SO: 8	H: 1 LOB: 1 BB: 0 P: 11	R: 1 H: 2 ER: 0 SO: 7	H: 2 LOB: 1 BB: 1 P: 15	R: 0 H: 0 ER: 0 SO: 7	H: 0 LOB: 0 BB: 1 P: 10	R: 0 H: 2 ER: 0 SO: 19	H: 2 LOB: 0 BB: 0 P: 29	R: 0 H: 0 ER: 0 SO: 9	H: 0 LOB: 0 BB: 0 P: 11	R: 0 H: 1 ER: 0 SO: 19	H: 1 LOB: 2 BB: 1 P: 26	R: 1 H: 2 ER: 0 SO: 12	H: 2 LOB: 1 BB: 0 P: 17	1B: 9 2B: 2 3B: 0 HR: 1	SF: 1 SAC: 0 DP: 1 HBP: 0	WP: 0 PB: 0 SB: 1 CS: 0	PA: 40					
PITCHER	IP	WLS	BF	H	R	ER	SO	BB	IBB	HBP	BLK	WP	HR	S	P	ERA	WHIP										
CC Sabathia, L ERA: 3.81	6.0	W	27	9	0	0	1	0	0	0	0	0	0	9	11	0.00	0.000										
53 Rafael Perez, L ERA: 1.86	1.0	H	3	0	0	0	1	0	0	0	0	0	0	19	26	0.00	2.000										
63 Rafael Betancourt, R ERA: 1.24	1.0	S	5	2	1	1	1	0	0	0	0	0	0	12	17	9.00	2.000										
47 Joe Borowski, R ERA: 5.26	1.0	S	5	2	1	1	1	0	0	0	0	0	0	12	17	9.00	2.000										

Cleveland Indians @ Texas Rangers
Rangers Ballpark in Arlington, Arlington, TX
Thu Jul 19 2007, 8:35 PM EDT
Att: 28,108 - Partly Cloudy - 83 F


AB 37
R 5
H 12
RBI 4
BB 2
SO 5
LOB 16



Batter	1	2	3	4	5	6	7	8	9	AB	R	H	RBI	BB	SO	LOB	TOP											
24 Grady Sizemore, L OBP: 0.387, SLG: 0.465										4	0	0	1	1	2	0	Cleveland Indians @ Texas Rangers Rangers Ballpark in Arlington, Arlington, TX Fri Jul 20 2007, 8:35 PM EDT Att: 32,103 - Clear - 81 F											
Casey Blake, R OBP: 0.345, SLG: 0.467										4	0	0	0	1	0	3												
41 Victor Martinez, S OBP: 0.387, SLG: 0.559										4	1	3	0	0	0	0												
48 Travis Hafner, L OBP: 0.400, SLG: 0.464										3	1	2	2	1	0	1												
25 Ryan Garko, R OBP: 0.394, SLG: 0.519										3	0	1	0	1	1	1												
Franklin Gutierrez, R OBP: 0.361, SLG: 0.528										4	0	0	0	0	2	4												
Trot Nixon, L OBP: 0.335, SLG: 0.337										4	0	1	0	0	1	4												
Jason Michaels, R OBP: 0.340, SLG: 0.441										0	0	0	0	0	0	0												
Mike Rouse, L OBP: 0.197, SLG: 0.141										4	0	1	0	0	1	0												
29 Josh Barfield, R OBP: 0.276, SLG: 0.328										4	1	1	0	0	1	2												
Inning Stats	R: 0 H: 1 E: 0 K: 1 S: 9	H: 1 LOB: 1 BB: 0 P: 16	R: 0 H: 0 E: 0 K: 1 S: 8	H: 0 LOB: 0 BB: 0 P: 11	R: 0 H: 0 E: 0 K: 2 S: 10	H: 0 LOB: 0 BB: 0 P: 15	R: 0 H: 1 E: 0 K: 0 S: 12	H: 1 LOB: 3 BB: 3 P: 30	R: 1 H: 1 E: 0 K: 1 S: 10	H: 1 LOB: 0 BB: 0 P: 15	R: 2 H: 2 E: 0 K: 1 S: 11	H: 2 LOB: 0 BB: 0 P: 19	R: 0 H: 0 E: 0 K: 1 S: 10	H: 0 LOB: 0 BB: 0 P: 14	R: 0 H: 1 E: 0 K: 1 S: 11	H: 1 LOB: 1 BB: 0 P: 15	R: 0 H: 2 E: 0 K: 1 S: 12	H: 2 LOB: 3 BB: 1 P: 25	1B: 4 2B: 4 3B: 0 HR: 1	SF: 0 SAC: 0 DP: 1 HBP: 0	WP: 1 PB: 0 SB: 0 CS: 1	PA: 38						
PITCHER	IP	WLS	BF	H	R	ER	SO	BB	IBB	HBP	BLK	WP	HR	S	P	ERA	WHIP											
20 Brandon McCarthy, R ERA: 5.93	(1, 1)	5.2	L	24	6	3	3	4	3	0	0	0	1	1	57	100	4.76	1.588										
36 C.J. Wilson, L ERA: 2.72	(6, 1)	1.1		4	0	0	2	0	0	0	0	0	0	0	13	20	0.00	0.000										
53 Joaquin Benoit, R ERA: 3.04	(8, 1)	1.0		4	1	0	0	1	0	0	0	0	0	0	11	15	0.00	1.000										
39 Scott Feldman, R ERA: 6.44	(9, 1)	1.0		6	2	0	0	1	0	1	0	0	0	0	12	25	0.00	2.000										

Batter	1	2	3	4	5	6	7	8	9	AB	R	H	RBI	BB	SO	LOB	BOTTOM										
Kenny Lofton, L OBP: 0.387, SLG: 0.441										1	0	0	0	0	0	0	Cleveland Indians @ Texas Rangers Rangers Ballpark in Arlington, Arlington, TX Fri Jul 20 2007, 8:35 PM EDT Att: 32,103 - Clear - 81 F										
Desi Relaford, S OBP: 0.200, SLG: 0.130										3	1	0	0	0	0	3											
3 Jerry Hairston, R OBP: 0.284, SLG: 0.326										3	0	0	0	0	1	1											
Adam Melhuse, S OBP: 0.329, SLG: 0.359										1	0	1	0	0	0	0											
Mark Teixeira, S OBP: 0.411, SLG: 0.552										4	1	2	1	0	1	0											
22 Marlon Byrd, R OBP: 0.395, SLG: 0.483										4	0	0	0	0	2	3											
Frank Catalanotto, L OBP: 0.307, SLG: 0.391										3	0	0	0	1	1	0											
15 Gerald Laird, R OBP: 0.292, SLG: 0.347										4	0	1	0	0	0	2											
Brad Wilkerson, L OBP: 0.300, SLG: 0.488										3	0	0	0	1	2	4											
Ramón Vázquez, L OBP: 0.313, SLG: 0.424										3	0	1	0	0	1	1											
30 Travis Metcalf, R OBP: 0.276, SLG: 0.324										1	0	0	0	2	0	0											
Inning Stats	R: 0 H: 1 E: 0 K: 1 S: 10	H: 0 LOB: 0 BB: 1 P: 16	R: 0 H: 0 E: 0 K: 1 S: 10	H: 0 LOB: 1 BB: 1 P: 15	R: 0 H: 1 E: 0 K: 0 S: 9	H: 1 LOB: 1 BB: 1 P: 15	R: 0 H: 0 E: 0 K: 1 S: 9	H: 0 LOB: 0 BB: 0 P: 11	R: 0 H: 1 E: 0 K: 0 S: 7	H: 1 LOB: 0 BB: 0 P: 11	R: 0 H: 0 E: 0 K: 0 S: 4	H: 0 LOB: 0 BB: 1 P: 10	R: 0 H: 0 E: 0 K: 2 S: 9	H: 0 LOB: 0 BB: 0 P: 13	R: 0 H: 0 E: 0 K: 2 S: 11	H: 0 LOB: 0 BB: 0 P: 14	R: 2 H: 2 E: 0 K: 1 S: 21	H: 2 LOB: 3 BB: 1 P: 32	1B: 4 2B: 1 3B: 0 HR: 0	SF: 0 SAC: 0 DP: 3 HBP: 0	WP: 0 PB: 0 SB: 0 CS: 0	PA: 35					
PITCHER	IP	WLS	BF	H	R	ER	SO	BB	IBB	HBP	BLK	WP	HR	S	P	ERA	WHIP										
55 Roberto Hernandez, R ERA: 3.52	(1, 1)	8.0	W	26	3	0	7	3	0	0	0	0	0	69	105	0.00	0.750										
47 Joe Borowski, R ERA: 5.12	(9, 1)	1.0	S	8	2	2	0	1	1	0	0	0	0	21	32	0.00	3.000										

AB	34
R	3
H	9
RBI	3
BB	4
SO	8
LOB	15



Batter	1	2	3	4	5	6	7	8	9	AB	R	H	RBI	BB	SO	LOB	TOP			
24 Grady Sizemore, L OBP: 0.387, SLG: 0.470	G3		1B BB	FC4-6			HR		F8	4	1	1	2	1	0	3	Cleveland Indians @ Texas Rangers Rangers Ballpark in Arlington, Arlington, TX Sat Jul 21 2007, 8:35 PM EDT Att: 44,554 - Clear - 87 F			
Franklin Gutierrez, R OBP: 0.356, SLG: 0.516 Trot Nixon, L OBP: 0.337, SLG: 0.340	F8		1B G6-4-3	K			K		41 G3 41 WP 1B	4	0	1	0	0	2	2				
41 Victor Martinez, S OBP: 0.385, SLG: 0.552	48 BB		G6-4-3		K		P6		G3	4	0	0	1	1	1	3				
48 Travis Hafner, L OBP: 0.397, SLG: 0.458	1B		G1	L9			G6-3		K2-3	4	0	0	0	1	1	1				
2 Jhonny Peralta, R OBP: 0.354, SLG: 0.456	K		E5 12 BB 25 BB	K					G5-3	4	1	0	0	0	2	2				
25 Ryan Garko, R OBP: 0.389, SLG: 0.520	F9		BB 12 BB 29 HBP	BB			12 G3 FC5-4 1B		12 G3 1B	3	1	2	0	1	0	0				
12 Ben Francisco, R OBP: 0.326, SLG: 0.590	G4-3		29 HBP 24 FC4-6 BB	BB			FC5-4		G3	3	1	0	0	1	0	2				
Mike Rouse, L OBP: 0.203, SLG: 0.136 Casey Blake, R OBP: 0.349, SLG: 0.466	P5		24 FC4-6 29 HBP BB	BB			K		K	2	0	0	1	1	1	1				
29 Josh Barfield, R OBP: 0.279, SLG: 0.326	G5-3		24 FC4-6 HBP	BB			K		41 WP 41 BB G3	2	1	0	1	1	1	1				
Inning Stats	R: 0 E: 0 K: 1 S: 13	H: 0 LOB: 2 BB: 2 P: 26	R: 0 E: 0 K: 0 S: 7	H: 0 LOB: 0 BB: 1 P: 13	R: 0 E: 0 K: 0 S: 9	H: 1 LOB: 1 BB: 1 P: 18	R: 3 E: 1 K: 1 S: 13	H: 0 LOB: 2 BB: 3 P: 31	R: 0 E: 0 K: 2 S: 8	H: 1 LOB: 1 BB: 0 P: 17	R: 1 E: 0 K: 1 S: 10	H: 1 LOB: 0 BB: 0 P: 19	R: 0 E: 0 K: 1 S: 12	H: 1 LOB: 1 BB: 0 P: 19	R: 1 E: 0 K: 1 S: 15	H: 1 LOB: 1 BB: 1 P: 25		1B: 4 2B: 0 3B: 0 HR: 1	SF: 0 SAC: 0 DP: 1 HBP: 1	WP: 1 PB: 0 SB: 0 CS: 0
PITCHER	IP WLS BF H R ER SO BB IBB HBP BLK WP HR S P ERA WHIP	IP WLS BF H R ER SO BB IBB HBP BLK WP HR S P ERA WHIP	IP WLS BF H R ER SO BB IBB HBP BLK WP HR S P ERA WHIP	IP WLS BF H R ER SO BB IBB HBP BLK WP HR S P ERA WHIP	IP WLS BF H R ER SO BB IBB HBP BLK WP HR S P ERA WHIP	IP WLS BF H R ER SO BB IBB HBP BLK WP HR S P ERA WHIP	IP WLS BF H R ER SO BB IBB HBP BLK WP HR S P ERA WHIP	IP WLS BF H R ER SO BB IBB HBP BLK WP HR S P ERA WHIP	IP WLS BF H R ER SO BB IBB HBP BLK WP HR S P ERA WHIP	IP WLS BF H R ER SO BB IBB HBP BLK WP HR S P ERA WHIP	IP WLS BF H R ER SO BB IBB HBP BLK WP HR S P ERA WHIP	IP WLS BF H R ER SO BB IBB HBP BLK WP HR S P ERA WHIP	IP WLS BF H R ER SO BB IBB HBP BLK WP HR S P ERA WHIP	IP WLS BF H R ER SO BB IBB HBP BLK WP HR S P ERA WHIP	IP WLS BF H R ER SO BB IBB HBP BLK WP HR S P ERA WHIP	IP WLS BF H R ER SO BB IBB HBP BLK WP HR S P ERA WHIP	IP WLS BF H R ER SO BB IBB HBP BLK WP HR S P ERA WHIP			
Jamey Wright, R ERA: 4.15	3.1	18	1	3	1	1	6	0	0	0	0	0	0	0	38	82	2.70	2.100		
Ron Mahay, L ERA: 2.17	2.2	10	2	1	1	5	0	0	0	0	0	1	25	39	3.38	0.750				
53 Joaquin Benoit, R ERA: 2.92	2.0	7	1	0	0	2	0	0	0	0	0	0	20	33	0.00	0.500				
Eric Gagne, R ERA: 1.48	1.0	5	1	1	1	1	1	0	0	0	1	0	15	25	9.00	2.000				

Batter	1	2	3	4	5	6	7	8	9	AB	R	H	RBI	BB	SO	LOB	BOTTOM			
Ramón Vázquez, L OBP: 0.312, SLG: 0.419	10 BB 2B	P4		F7			G6-3			4	1	1	0	0	0	0	Cleveland Indians @ Texas Rangers Rangers Ballpark in Arlington, Arlington, TX Sat Jul 21 2007, 8:35 PM EDT Att: 44,554 - Clear - 87 F			
10 Michael Young, R OBP: 0.343, SLG: 0.391	2B 2B	F9		K			BB BB 22 BB 1B			4	2	2	0	0	1	0				
Mark Teixeira, S OBP: 0.413, SLG: 0.553	2B 2B	F8		F8			BB BB 22 BB BB			3	2	1	1	1	0	0				
Sammy Sosa, R OBP: 0.297, SLG: 0.441 Frank Catalanotto, L OBP: 0.310, SLG: 0.394	K		F9 WP HBP	E1			22 BB BB			1	0	0	0	0	1	2				
Adam Melhuse, S OBP: 0.338, SLG: 0.359				1B			22 BB BB			1	0	1	0	0	0	0				
22 Marlon Byrd, R OBP: 0.397, SLG: 0.500	1B 2B		K	F7			22 BB BB			4	1	2	5	0	1	2				
Brad Wilkerson, L OBP: 0.295, SLG: 0.483	15 BB 2B	F9		F9			1H 2H 3H 3B			4	1	1	1	0	0	2				
15 Gerald Laird, R OBP: 0.291, SLG: 0.349	3 WP 1H	F8		F8			F8			4	0	1	1	0	1	2				
3 Jerry Hairston, R OBP: 0.257, SLG: 0.316 Dest Relaford, S OBP: 0.200, SLG: 0.130	P2		F7				F9			4	0	0	0	0	1	1				
30 Travis Metcalf, R OBP: 0.263, SLG: 0.306	K		P6				P4			4	0	0	0	0	2	1				
Inning Stats	R: 5 E: 0 K: 2 S: 21	H: 6 LOB: 1 BB: 0 P: 31	R: 0 E: 0 K: 0 S: 7	H: 0 LOB: 0 BB: 0 P: 10	R: 0 E: 0 K: 1 S: 10	H: 0 LOB: 2 BB: 0 P: 16	R: 0 E: 0 K: 0 S: 6	H: 0 LOB: 0 BB: 0 P: 9	R: 0 E: 0 K: 1 S: 9	H: 1 LOB: 1 BB: 0 P: 15	R: 0 E: 0 K: 1 S: 8	H: 0 LOB: 0 BB: 0 P: 12	R: 3 E: 0 K: 0 S: 18	H: 2 LOB: 1 BB: 2 P: 29	R: 0 E: 0 K: 2 S: 9	H: 0 LOB: 0 BB: 0 P: 11	1B: 5 2B: 3 3B: 1 HR: 0	SF: 0 SAC: 0 DP: 0 HBP: 1	WP: 2 PB: 0 SB: 0 CS: 0	PA: 36
PITCHER	IP WLS BF H R ER SO BB IBB HBP BLK WP HR S P ERA WHIP	IP WLS BF H R ER SO BB IBB HBP BLK WP HR S P ERA WHIP	IP WLS BF H R ER SO BB IBB HBP BLK WP HR S P ERA WHIP	IP WLS BF H R ER SO BB IBB HBP BLK WP HR S P ERA WHIP	IP WLS BF H R ER SO BB IBB HBP BLK WP HR S P ERA WHIP	IP WLS BF H R ER SO BB IBB HBP BLK WP HR S P ERA WHIP	IP WLS BF H R ER SO BB IBB HBP BLK WP HR S P ERA WHIP	IP WLS BF H R ER SO BB IBB HBP BLK WP HR S P ERA WHIP	IP WLS BF H R ER SO BB IBB HBP BLK WP HR S P ERA WHIP	IP WLS BF H R ER SO BB IBB HBP BLK WP HR S P ERA WHIP	IP WLS BF H R ER SO BB IBB HBP BLK WP HR S P ERA WHIP	IP WLS BF H R ER SO BB IBB HBP BLK WP HR S P ERA WHIP	IP WLS BF H R ER SO BB IBB HBP BLK WP HR S P ERA WHIP	IP WLS BF H R ER SO BB IBB HBP BLK WP HR S P ERA WHIP	IP WLS BF H R ER SO BB IBB HBP BLK WP HR S P ERA WHIP	IP WLS BF H R ER SO BB IBB HBP BLK WP HR S P ERA WHIP	IP WLS BF H R ER SO BB IBB HBP BLK WP HR S P ERA WHIP			
31 Cliff Lee, L ERA: 5.95	6.2	30	8	7	7	5	1	0	0	0	0	0	75	114	9.45	1.350				
40 Tom Mastny, R ERA: 4.54	1.1	6	1	1	1	2	1	0	0	0	0	0	13	19	6.75	1.500				



Batter	1	2	3	4	5	6	7	8	9	AB	R	H	RBI	BB	SO	LOB	TOP							
24 Grady Sizemore, L OBP: 0.385, SLG: 0.465	F9		B1-3	F8		F7		SF9 1B BB		4	0	0	0	1	0	2								
Casey Blake, R OBP: 0.352, SLG: 0.473	48 WP 2B		F9		41 WP 1B 2B	G5-3		1B		5	1	3	1	0	0	1								
41 Victor Martinez, S OBP: 0.385, SLG: 0.550	F7		BB		G3-1 1B 1B	G4-3		SF9		3	1	1	2	1	0	1								
48 Travis Hafner, L OBP: 0.395, SLG: 0.453	2 BB IBB		F7		F8		G6-3	K		4	0	0	0	1	1	4								
2 Johnny Peralta, R OBP: 0.355, SLG: 0.452	BB		K		G3-1 1B BB		K	K		3	1	0	0	2	3	2								
Trot Nixon, L OBP: 0.338, SLG: 0.339 Franklin Gutierrez, R OBP: 0.356, SLG: 0.516	F9		E 29 1B BB		G3-1		1B		F8	4	1	1	0	1	0	5								
Jason Michaels, R OBP: 0.337, SLG: 0.435		K		E5 29 1B		L6		G4-3		5	1	1	2	0	1	2								
10 Kelly Shoppach, R OBP: 0.377, SLG: 0.537		K		K		F8		K		5	1	1	0	0	3	3								
29 Josh Barfield, R OBP: 0.284, SLG: 0.331	P3					G5-3 41 WP 1B		1B 41 SF9 1B		4	2	3	2	0	0	0								
Inning Stats	R: 0 E: 0 K: 0 S: 9	H: 1 LOB: 3 BB: 2 P: 20	R: 0 E: 0 K: 2 S: 12	H: 0 LOB: 0 BB: 0 P: 16	R: 0 E: 0 K: 0 S: 9	H: 0 LOB: 1 BB: 1 P: 16	R: 2 E: 1 K: 2 S: 13	H: 1 LOB: 1 BB: 1 P: 27	R: 3 E: 0 K: 0 S: 14	H: 3 LOB: 1 BB: 1 P: 27	R: 1 E: 0 K: 0 S: 12	H: 1 LOB: 0 BB: 0 P: 17	R: 0 E: 0 K: 1 S: 9	H: 1 LOB: 0 BB: 0 P: 15	R: 2 E: 0 K: 2 S: 15	H: 3 LOB: 2 BB: 1 P: 25	R: 0 E: 0 K: 1 S: 8	H: 0 LOB: 0 BB: 0 P: 11	1B: 8 2B: 2 HR: 0	SF: 1 SAC: 0 DP: 0 HBP: 0	WP: 3 PB: 0 SB: 1 CS: 0	PA: 44		
PITCHER	IP WLS BF H R ER SO BB IBB HBP BLK WP HR S P ERA WHIP	IP WLS BF H R ER SO BB IBB HBP BLK WP HR S P ERA WHIP	IP WLS BF H R ER SO BB IBB HBP BLK WP HR S P ERA WHIP	IP WLS BF H R ER SO BB IBB HBP BLK WP HR S P ERA WHIP	IP WLS BF H R ER SO BB IBB HBP BLK WP HR S P ERA WHIP	IP WLS BF H R ER SO BB IBB HBP BLK WP HR S P ERA WHIP	IP WLS BF H R ER SO BB IBB HBP BLK WP HR S P ERA WHIP	IP WLS BF H R ER SO BB IBB HBP BLK WP HR S P ERA WHIP	IP WLS BF H R ER SO BB IBB HBP BLK WP HR S P ERA WHIP	IP WLS BF H R ER SO BB IBB HBP BLK WP HR S P ERA WHIP	IP WLS BF H R ER SO BB IBB HBP BLK WP HR S P ERA WHIP	IP WLS BF H R ER SO BB IBB HBP BLK WP HR S P ERA WHIP	IP WLS BF H R ER SO BB IBB HBP BLK WP HR S P ERA WHIP	IP WLS BF H R ER SO BB IBB HBP BLK WP HR S P ERA WHIP	IP WLS BF H R ER SO BB IBB HBP BLK WP HR S P ERA WHIP	IP WLS BF H R ER SO BB IBB HBP BLK WP HR S P ERA WHIP	IP WLS BF H R ER SO BB IBB HBP BLK WP HR S P ERA WHIP	IP WLS BF H R ER SO BB IBB HBP BLK WP HR S P ERA WHIP	IP WLS BF H R ER SO BB IBB HBP BLK WP HR S P ERA WHIP	IP WLS BF H R ER SO BB IBB HBP BLK WP HR S P ERA WHIP	IP WLS BF H R ER SO BB IBB HBP BLK WP HR S P ERA WHIP	IP WLS BF H R ER SO BB IBB HBP BLK WP HR S P ERA WHIP	IP WLS BF H R ER SO BB IBB HBP BLK WP HR S P ERA WHIP	IP WLS BF H R ER SO BB IBB HBP BLK WP HR S P ERA WHIP

Cleveland Indians @ Texas Rangers
Rangers Ballpark in Arlington, Arlington, TX
Sun Jul 22 2007, 8:35 PM EDT
Att: 27,227 - Cloudy - 81 F

AB 37
R 8
H 10
RBI 7
BB 6
SO 8
LOB 20



Batter	1	2	3	4	5	6	7	8	9	AB	R	H	RBI	BB	SO	LOB	BOTTOM							
Kenny Lofton, L OBP: 0.382, SLG: 0.434	F8		G6-3		G5-3		L3		K	5	0	0	0	0	1	3								
10 Michael Young, R OBP: 0.342, SLG: 0.390	K		K		L8		S			4	0	1	0	0	2	0								
Mark Teixeira, S OBP: 0.407, SLG: 0.544	F7		P4		G3-1		L9			4	0	0	0	0	0	1								
22 Marlon Byrd, R OBP: 0.404, SLG: 0.516	F7		F7		3B		2B 1B		G4-3 1B	4	1	3	0	0	0	0								
Frank Catalanotto, L OBP: 0.309, SLG: 0.397	G4-3		G3-1		G3-1		2B 2B		L7	4	1	1	1	0	0	2								
15 Gerald Laird, R OBP: 0.294, SLG: 0.349 Adam Melhuse, S OBP: 0.351, SLG: 0.379	FC4-6 HBP		BB BB		BB BB		WP 1B 2B		G4-3	0	0	0	0	0	0	0								
Brad Wilkerson, L OBP: 0.303, SLG: 0.481	FC4-6		G5-3 BB		G5-3 BB		FC4-6 1B		K	3	0	1	1	1	1	2								
Ramon Vazquez, L OBP: 0.310, SLG: 0.411	G1-3		G1-3		BB BB		FC4-6		F7	3	0	0	0	1	0	1								
30 Travis Metcalf, R OBP: 0.250, SLG: 0.289	L8		L8		K		G6-3		G4-3	4	0	0	0	0	1	3								
Inning Stats	R: 0 E: 0 K: 1 S: 9	H: 0 LOB: 0 BB: 0 P: 12	R: 0 E: 0 K: 0 S: 9	H: 0 LOB: 1 BB: 0 P: 11	R: 0 E: 0 K: 1 S: 11	H: 0 LOB: 0 BB: 0 P: 15	R: 0 E: 0 K: 1 S: 15	H: 1 LOB: 1 BB: 0 P: 21	R: 0 E: 0 K: 1 S: 9	H: 0 LOB: 2 BB: 3 P: 23	R: 3 E: 0 K: 0 S: 20	H: 4 LOB: 1 BB: 0 P: 30	R: 0 E: 0 K: 0 S: 9	H: 1 LOB: 1 BB: 0 P: 15	R: 0 E: 0 K: 1 S: 14	H: 1 LOB: 1 BB: 0 P: 19	R: 0 E: 0 K: 1 S: 8	H: 0 LOB: 0 BB: 0 P: 11	1B: 4 2B: 2 HR: 0	SF: 0 SAC: 0 DP: 1 HBP: 1	WP: 1 PB: 0 SB: 1 CS: 0	PA: 37		
PITCHER	IP WLS BF H R ER SO BB IBB HBP BLK WP HR S P ERA WHIP	IP WLS BF H R ER SO BB IBB HBP BLK WP HR S P ERA WHIP	IP WLS BF H R ER SO BB IBB HBP BLK WP HR S P ERA WHIP	IP WLS BF H R ER SO BB IBB HBP BLK WP HR S P ERA WHIP	IP WLS BF H R ER SO BB IBB HBP BLK WP HR S P ERA WHIP	IP WLS BF H R ER SO BB IBB HBP BLK WP HR S P ERA WHIP	IP WLS BF H R ER SO BB IBB HBP BLK WP HR S P ERA WHIP	IP WLS BF H R ER SO BB IBB HBP BLK WP HR S P ERA WHIP	IP WLS BF H R ER SO BB IBB HBP BLK WP HR S P ERA WHIP	IP WLS BF H R ER SO BB IBB HBP BLK WP HR S P ERA WHIP	IP WLS BF H R ER SO BB IBB HBP BLK WP HR S P ERA WHIP	IP WLS BF H R ER SO BB IBB HBP BLK WP HR S P ERA WHIP	IP WLS BF H R ER SO BB IBB HBP BLK WP HR S P ERA WHIP	IP WLS BF H R ER SO BB IBB HBP BLK WP HR S P ERA WHIP	IP WLS BF H R ER SO BB IBB HBP BLK WP HR S P ERA WHIP	IP WLS BF H R ER SO BB IBB HBP BLK WP HR S P ERA WHIP	IP WLS BF H R ER SO BB IBB HBP BLK WP HR S P ERA WHIP	IP WLS BF H R ER SO BB IBB HBP BLK WP HR S P ERA WHIP	IP WLS BF H R ER SO BB IBB HBP BLK WP HR S P ERA WHIP	IP WLS BF H R ER SO BB IBB HBP BLK WP HR S P ERA WHIP	IP WLS BF H R ER SO BB IBB HBP BLK WP HR S P ERA WHIP	IP WLS BF H R ER SO BB IBB HBP BLK WP HR S P ERA WHIP	IP WLS BF H R ER SO BB IBB HBP BLK WP HR S P ERA WHIP	IP WLS BF H R ER SO BB IBB HBP BLK WP HR S P ERA WHIP

Cleveland Indians @ Texas Rangers
Rangers Ballpark in Arlington, Arlington, TX
Sun Jul 22 2007, 8:35 PM EDT
Att: 27,227 - Cloudy - 81 F

AB 33
R 3
H 7
RBI 3
BB 3
SO 5
LOB 13



Batter	1	2	3	4	5	6	7	8	9	AB	R	H	RBI	BB	SO	LOB	TOP										
Coco Crisp, S OBP: 0.340, SLG: 0.416 (1, 8)										5	3	4	0	0	0	1											
15 Dustin Pedroia, R OBP: 0.400, SLG: 0.450 (1, 4)										5	1	3	1	0	0	2											
20 Kevin Youkilis, R OBP: 0.409, SLG: 0.473 (1, 3)										4	1	2	1	1	1	1											
Manny Ramirez, R OBP: 0.398, SLG: 0.497 (1, 10)										4	1	2	2	1	2	3											
7 J.D. Drew, L OBP: 0.360, SLG: 0.383 (1, 9)										5	0	1	1	0	1	5											
25 Mike Lowell, R OBP: 0.356, SLG: 0.511 (1, 5)										5	0	1	0	0	1	5											
Jason Varitek, S OBP: 0.357, SLG: 0.426 (1, 2)									2	0	0	0	2	0	0												
12 Eric Hinske, L OBP: 0.310, SLG: 0.431 (1, 7)									3	0	0	0	1	0	1												
23 Julio Lugo, R OBP: 0.291, SLG: 0.332 (1, 6)									4	0	1	0	0	0	2												
Inning Stats	R: 4 E: 0 K: 0 S: 18	H: 4 LOB: 1 BB: 2 P: 33	R: 1 E: 0 K: 1 S: 11	H: 2 LOB: 1 BB: 0 P: 16	R: 0 E: 0 K: 0 S: 6	H: 1 LOB: 2 BB: 2 P: 15	R: 0 E: 0 K: 0 S: 10	H: 1 LOB: 0 BB: 0 P: 17	R: 0 E: 0 K: 0 S: 9	H: 1 LOB: 1 BB: 0 P: 14	R: 0 E: 0 K: 1 S: 15	H: 2 LOB: 2 BB: 0 P: 24	R: 0 E: 0 K: 0 S: 4	H: 0 LOB: 0 BB: 0 P: 7	R: 1 E: 1 K: 3 S: 18	H: 2 LOB: 2 BB: 1 P: 28	1B: 12 2B: 2 3B: 0 HR: 0	SF: 0 SAC: 0 DP: 3 HBP: 0	WP: 0 PB: 1 SB: 0 CS: 1	PA: 42							
PITCHER	IP	WLS	BF	H	R	ER	SO	BB	IBB	HBP	BLK	WP	HR	S	P	ERA	WHIP										
37 Jake Westbrook, R ERA: 6.2 (1, 1)	6.0	L	28	10	5	5	1	4	0	0	0	0	0	65	112	7.50	2.333										
50 Jensen Lewis, R ERA: 1.69 (7, 1)	1.0		5	2	0	0	1	0	0	0	0	0	0	15	24	0.00	2.000										
Jason Stanford, L ERA: 4.13 (8, 1)	1.0		5	2	1	0	0	0	0	0	0	0	0	10	17	0.00	2.000										
40 Tom Masny, R ERA: 4.43 (9, 1)	1.0		4	0	0	0	3	1	0	0	0	0	0	12	18	0.00	1.000										

Boston Red Sox @ Cleveland Indians
Jacobs Field, Cleveland, OH
Mon Jul 23 2007, 7:05 PM EDT
Att: 32,439 - Overcast - 72 F

AB 37
R 6
H 14
RBI 5
BB 5
SO 5
LOB 20



Batter	1	2	3	4	5	6	7	8	9	AB	R	H	RBI	BB	SO	LOB	BOTTOM										
24 Grady Sizemore, L OBP: 0.384, SLG: 0.471 (1, 8)										4	1	1	2	0	1	3											
Jason Michaels, R OBP: 0.330, SLG: 0.426 (1, 7)										4	0	0	0	0	2	0											
Casey Blake, R OBP: 0.355, SLG: 0.475 (1, 5)										3	0	2	0	1	0	0											
48 Travis Hafner, L OBP: 0.391, SLG: 0.447 (1, 10)										4	0	0	0	0	2	3											
25 Ryan Garko, R OBP: 0.390, SLG: 0.522 (1, 3)										3	0	1	0	0	1	1											
2 Johnny Peralta, R OBP: 0.356, SLG: 0.451 (1, 6)										3	0	1	0	1	0	1											
Franklin Gutierrez, R OBP: 0.346, SLG: 0.500 (1, 9)										3	0	0	0	0	2	3											
Trot Nixon, L OBP: 0.337, SLG: 0.337 (9, PH)										1	0	0	0	0	0	0											
10 Kelly Shoppach, R OBP: 0.376, SLG: 0.526 (1, 2)										2	0	0	0	1	1	0											
12 Ben Francisco, R OBP: 0.318, SLG: 0.575 (9, PH)										1	0	0	0	0	0	0											
29 Josh Barfield, R OBP: 0.284, SLG: 0.331 (1, 4)										3	1	1	0	0	0	3											
Inning Stats	R: 0 E: 0 K: 1 S: 9	H: 1 LOB: 0 BB: 0 P: 15	R: 0 E: 0 K: 1 S: 8	H: 0 LOB: 0 BB: 0 P: 12	R: 2 E: 0 K: 2 S: 13	H: 2 LOB: 1 BB: 1 P: 22	R: 0 E: 0 K: 2 S: 13	H: 1 LOB: 0 BB: 2 P: 28	R: 0 E: 0 K: 0 S: 5	H: 0 LOB: 0 BB: 0 P: 10	R: 0 E: 0 K: 0 S: 7	H: 1 LOB: 0 BB: 0 P: 9	R: 0 E: 0 K: 3 S: 15	H: 1 LOB: 1 BB: 0 P: 21	R: 0 E: 0 K: 0 S: 8	H: 0 LOB: 0 BB: 0 P: 10	1B: 4 2B: 1 3B: 0 HR: 1	SF: 0 SAC: 0 DP: 2 HBP: 1	WP: 0 PB: 0 SB: 0 CS: 0	PA: 35							
PITCHER	IP	WLS	BF	H	R	ER	SO	BB	IBB	HBP	BLK	WP	HR	S	P	ERA	WHIP										
31 Jon Lester, L ERA: 3.0 (1, 1)	6.0	W	25	5	2	2	6	3	0	0	0	0	0	13	19	0.00	0.750										
50 Mike Timlin, R ERA: 3.31 (7, 1)	1.1	H	5	1	0	0	1	0	0	0	0	0	0	3	4	0.00	0.000										
4B Javier López, L ERA: 3.29 (8, 1)	0.1	H	1	0	0	0	1	0	0	0	0	0	0	3	4	0.00	0.000										
17 Manny Delcarmen, R ERA: 1.56 (9, 1)	1.1	S	4	0	0	0	1	0	0	0	0	0	0	12	16	0.00	0.000										

Boston Red Sox @ Cleveland Indians
Jacobs Field, Cleveland, OH
Mon Jul 23 2007, 7:05 PM EDT
Att: 32,439 - Overcast - 72 F

AB 31
R 2
H 6
RBI 2
BB 3
SO 9
LOB 14



Batter	1	2	3	4	5	6	7	8	9	AB	R	H	RBI	BB	SO	LOB	TOP					
23 Julio Lugo, R OBP: 0.290, SLG: 0.334	1-1 F7		2-1 F9		1-0 G1-3			1-0 2B		4	0	1	0	0	0	0						
15 Dustin Pedroia, R OBP: 0.395, SLG: 0.444	0-1 G5-3			3-2 G4-3		0-0 F8		2-0 P2		4	0	0	0	0	0	1						
20 Kevin Youkilis, R OBP: 0.410, SLG: 0.473	2-1 1B			1-1 25 1B		1-1 G5-3		1-2 F7		4	1	2	0	0	0	1						
Manny Ramirez, R OBP: 0.399, SLG: 0.497	1-1 G5-3			1-1 25 1B		3-2 FC5-4 1B			2-3 K	4	0	2	0	0	1	1						
Coco Crisp, S OBP: 0.336, SLG: 0.411		3-3 K		1-3 K		0-1 FC5-4 1B			1-1 B1-3	4	0	0	0	0	2	3						
25 Mike Lowell, R OBP: 0.355, SLG: 0.509	1-1 F9			1-2 1B			3-2 G6-3		0-1 G6-3	4	0	1	1	0	0	0						
Jason Varitek, S OBP: 0.353, SLG: 0.421	2-2 G5-3			2-1 P3			2-3 K2-3			3	0	0	0	0	1	2						
7 J.D. Drew, L OBP: 0.357, SLG: 0.379			2-3 K		0-3 K					3	0	0	0	0	3	0						
Wily Mo Peña, R OBP: 0.269, SLG: 0.341			3-1 G4-3		2-3 K			1-0 G4-3		3	0	0	0	0	1	0						
Inning Stats	R: 0 E: 0 K: 0 S: 8	H: 1 LOB: 1 BB: 0 P: 12	R: 0 E: 0 K: 1 S: 8	H: 0 LOB: 0 BB: 0 P: 14	R: 0 E: 0 K: 1 S: 8	H: 0 LOB: 0 BB: 0 P: 15	R: 1 E: 0 K: 1 S: 17	H: 3 LOB: 2 BB: 0 P: 26	R: 0 E: 0 K: 2 S: 7	H: 0 LOB: 0 BB: 0 P: 10	R: 0 E: 0 K: 0 S: 8	H: 1 LOB: 1 BB: 0 P: 12	R: 0 E: 0 K: 2 S: 12	H: 0 LOB: 0 BB: 0 P: 17	R: 0 E: 0 K: 0 S: 7	H: 1 LOB: 1 BB: 0 P: 12	R: 0 E: 0 K: 1 S: 8	H: 0 LOB: 0 BB: 0 P: 11	1B: 5 2B: 1 3B: 0 HR: 0	SF: 0 SAC: 0 DP: 0 HBP: 0	WP: 0 PB: 0 SB: 0 CS: 0	PA: 33
PITCHER	IP WLS BF H R ER SO BB IBB HBP BLK WP HR S P ERA WHIP	7.0 L 26 5 1 1 7 0 0 0 0 0 0 68 106 1.29 0.714	2.0 7 1 0 0 1 0 0 0 0 0 0 0 15 23 0.00 0.500											IP WLS BF H R ER SO BB IBB HBP BLK WP HR S P ERA WHIP								

Boston Red Sox @ Cleveland Indians
 Jacobs Field, Cleveland, OH
 Tue Jul 24 2007, 7:05 PM EDT
 Att: 39,339 - Partly Cloudy - 72 F

AB 33
 R 1
 H 6
 RBI 1
 BB 0
 SO 8
 LOB 8





Batter	1	2	3	4	5	6	7	8	9	AB	R	H	RBI	BB	SO	LOB	BOTTOM					
24 Grady Sizemore, L OBP: 0.385, SLG: 0.471	1-2 FC6-5 S 1B		2-1 48 S 1B		2-3 K		0-0 F8			4	0	2	0	0	1	1						
Casey Blake, R OBP: 0.352, SLG: 0.470	1-2 FC6-5 48 FC3-6 41 BB		2-2 F7		1-0 F7		1 SAFE 1-1 F9		1-2 F9	4	0	0	0	0	0	3						
41 Victor Martinez, S OBP: 0.386, SLG: 0.547	4-2 48 FC3-6 BB		0-3 K		3-1 BB			3-2 F9		2	0	0	0	2	1	1						
48 Travis Hafner, L OBP: 0.387, SLG: 0.442	0-2 FC3-6 25 HBP		2-2 G1-3		0-0 G4-3			0-1 F7		4	0	0	0	0	0	4						
25 Ryan Garko, R OBP: 0.392, SLG: 0.523	2-0 HBP			1-1 2B		2-1 F7		1-2 G5-3		3	0	1	0	0	0	0						
2 Jhonny Peralta, R OBP: 0.353, SLG: 0.446	2-3 K			0-0 G6-3		2-2 P5			1-2 P4	4	0	0	0	0	1	4						
Trot Nixon, L OBP: 0.336, SLG: 0.333			0-0 F9		4-1 BB		1-0 P4		1-3 K	3	0	0	0	1	1	0						
12 Ben Francisco, R OBP: 0.313, SLG: 0.545		1-0 B1-3		2-2 K			2-0 29 FC3-6 1B		0-3 K	4	0	1	0	0	2	2						
29 Josh Barfield, R OBP: 0.282, SLG: 0.329		0-1 F8		0-3 K			0-1 FC3-6 S			3	0	0	0	0	1	3						
Inning Stats	R: 0 E: 0 K: 1 S: 16	H: 1 LOB: 3 BB: 1 P: 26	R: 0 E: 0 K: 0 S: 4	H: 0 LOB: 0 BB: 0 P: 5	R: 0 E: 0 K: 1 S: 13	H: 1 LOB: 1 BB: 0 P: 18	R: 0 E: 0 K: 2 S: 10	H: 1 LOB: 2 BB: 1 P: 17	R: 0 E: 0 K: 1 S: 6	H: 0 LOB: 1 BB: 1 P: 12	R: 0 E: 0 K: 0 S: 6	H: 0 LOB: 0 BB: 0 P: 11	R: 0 E: 0 K: 0 S: 6	H: 1 LOB: 1 BB: 0 P: 9	R: 0 E: 0 K: 0 S: 10	H: 0 LOB: 0 BB: 0 P: 14	R: 0 E: 0 K: 2 S: 10	H: 0 LOB: 0 BB: 0 P: 12	1B: 3 2B: 1 3B: 0 HR: 0	SF: 0 SAC: 0 DP: 0 HBP: 1	WP: 0 PB: 0 SB: 3 CS: 0	PA: 35
PITCHER	IP WLS BF H R ER SO BB IBB HBP BLK WP HR S P ERA WHIP	7.0 W 29 4 0 0 5 3 0 1 0 0 0 10 98 0.00 1.000	1.0 H 3 0 0 0 0 0 0 0 0 0 0 10 14 0.00 0.000	1.0 S 3 0 0 0 2 0 0 0 0 0 0 10 12 0.00 0.000											IP WLS BF H R ER SO BB IBB HBP BLK WP HR S P ERA WHIP							

Boston Red Sox @ Cleveland Indians
 Jacobs Field, Cleveland, OH
 Tue Jul 24 2007, 7:05 PM EDT
 Att: 39,339 - Partly Cloudy - 72 F

AB 31
 R 0
 H 4
 RBI 0
 BB 3
 SO 7
 LOB 18



Batter	1	2	3	4	5	6	7	8	9	AB R H RBI BB SO LOB	TOP							
Coco Crisp, S OBP: 0.335, SLG: 0.409 (1, 8)	G4-3			G3		G5-3 15 34 1B		CS	K	4 0 1 0 0 1 0	Boston Red Sox @ Cleveland Indians Jacobs Field, Cleveland, OH Wed Jul 25 2007, 7:05 PM EDT Att: 29,614 - Partly Cloudy - 69 F AB 27 R 0 H 4 RBI 0 BB 2 SO 8 LOB 6 							
15 Dustin Pedroia, R OBP: 0.393, SLG: 0.439 (1, 4)	G6-3			HBP		G5-3			K	3 0 0 0 0 1 1								
34 David Ortiz, L OBP: 0.431, SLG: 0.560 (1, 10)	K			K					P5	4 0 1 0 0 2 1								
Manny Ramirez, R OBP: 0.399, SLG: 0.494 (1, 7)				K						2 0 0 0 1 1 1								
20 Kevin Youkilis, R OBP: 0.407, SLG: 0.469 (1, 5)										3 0 0 0 0 1 1								
7 J.D. Drew, L OBP: 0.354, SLG: 0.375 (1, 9)										3 0 0 0 0 0 0								
Jason Varitek, S OBP: 0.356, SLG: 0.422 (1, 2)										2 0 1 0 1 0 0								
12 Eric Hinske, L OBP: 0.302, SLG: 0.420 (1, 3)										3 0 0 0 0 1 2								
13 Alex Cora, L OBP: 0.313, SLG: 0.428 (8, PR)										3 0 1 0 0 1 0								
23 Julio Lugo, R OBP: 0.290, SLG: 0.334 (8, 6)										0 0 0 0 0 0 0								
Inning Stats	R: 0 H: 0 E: 0 K: 1 S: 10	H: 0 LOB: 0 BB: 0 P: 15	R: 0 H: 0 E: 0 K: 0 S: 8	H: 0 LOB: 0 BB: 1 P: 15	R: 0 H: 0 E: 0 K: 2 S: 8	H: 0 LOB: 1 BB: 0 P: 11	R: 0 H: 0 E: 0 K: 2 S: 7	H: 0 LOB: 1 BB: 0 P: 12	R: 0 H: 2 E: 0 K: 1 S: 9	H: 0 LOB: 0 BB: 0 P: 12	R: 0 H: 2 E: 0 K: 0 S: 12	H: 1 LOB: 1 BB: 0 P: 20	R: 0 H: 0 E: 0 K: 2 S: 12	H: 0 LOB: 0 BB: 0 P: 20	1B: 4 2B: 0 3B: 0 HR: 0	SF: 0 SAC: 0 DP: 1 HBP: 1	WP: 0 PB: 1 SB: 0 CS: 2	PA: 31
PITCHER	IP WLS BF H R ER SO BB IBB HBP BLK WP HR S P ERA WHIP											IP WLS BF H R ER SO BB IBB HBP BLK WP HR S P ERA WHIP						
55 Roberto Hernandez, R ERA: 3.31 (1, 1)	8.0 W 27 4 0 0 6 2 0 1 0 0 0 71 113 0.00 0.750											57 Joe Borowski, R ERA: 4.99 (9, 1)	1.0 S 3 0 0 0 2 0 0 0 0 0 0 0 12 20 0.00 0.000					

Batter	1	2	3	4	5	6	7	8	9	AB R H RBI BB SO LOB	BOTTOM							
24 Grady Sizemore, L OBP: 0.385, SLG: 0.470 (1, 8)	F9					K				3 0 1 0 0 1 0	Boston Red Sox @ Cleveland Indians Jacobs Field, Cleveland, OH Wed Jul 25 2007, 7:05 PM EDT Att: 29,614 - Partly Cloudy - 69 F AB 27 R 1 H 4 RBI 1 BB 0 SO 7 LOB 5 							
Casey Blake, R OBP: 0.350, SLG: 0.466 (1, 5)	G5-3					K				3 0 0 0 0 2 1								
41 Victor Martinez, S OBP: 0.383, SLG: 0.543 (1, 2)	G4-3									3 0 0 0 0 1 0								
48 Travis Hafner, L OBP: 0.385, SLG: 0.438 (1, 10)										3 0 0 0 0 0 0								
25 Ryan Garko, R OBP: 0.388, SLG: 0.518 (1, 3)										3 0 0 0 0 0 1								
2 Jhonny Peralta, R OBP: 0.353, SLG: 0.445 (1, 6)										3 0 1 0 0 0 0								
Trot Nixon, L OBP: 0.336, SLG: 0.333 (8, PR)										3 0 1 0 0 1 1								
Jason Michaels, R OBP: 0.330, SLG: 0.426 (9, 7)										0 0 0 0 0 0 0								
Franklin Gutierrez, R OBP: 0.346, SLG: 0.525 (9, 9)										3 1 1 1 0 1 1								
29 Josh Barfield, R OBP: 0.280, SLG: 0.326 (1, 4)										3 0 0 0 0 1 1								
Inning Stats	R: 0 H: 0 E: 0 K: 0 S: 9	H: 1 LOB: 1 BB: 0 P: 17	R: 1 H: 2 E: 0 K: 2 S: 12	H: 2 LOB: 1 BB: 0 P: 18	R: 0 H: 0 E: 0 K: 1 S: 9	H: 0 LOB: 0 BB: 0 P: 12	R: 0 H: 0 E: 0 K: 2 S: 12	H: 0 LOB: 0 BB: 0 P: 17	R: 0 H: 0 E: 0 K: 0 S: 8	H: 0 LOB: 0 BB: 0 P: 13	R: 0 H: 1 E: 0 K: 1 S: 9	H: 1 LOB: 1 BB: 0 P: 12	R: 0 H: 0 E: 0 K: 1 S: 9	H: 0 LOB: 0 BB: 0 P: 12	1B: 3 2B: 1 3B: 0 HR: 1	SF: 0 SAC: 0 DP: 2 HBP: 0	WP: 0 PB: 0 SB: 0 CS: 1	PA: 27
PITCHER	IP WLS BF H R ER SO BB IBB HBP BLK WP HR S P ERA WHIP											IP WLS BF H R ER SO BB IBB HBP BLK WP HR S P ERA WHIP						
19 Josh Beckett, R ERA: 3.27 (1, 1)	8.0 L 27 4 1 1 7 0 0 0 0 0 0 1 80 114 1.12 0.500											57 Joe Borowski, R ERA: 4.99 (9, 1)	1.0 S 3 0 0 0 2 0 0 0 0 0 0 0 12 20 0.00 0.000					

Batter	1	2	3	4	5	6	7	8	9	AB R H RBI BB SO LOB	TOP											
23 Julio Lugo, R OBP: 0.288, SLG: 0.331										6 0 1 0 0 2 4	Boston Red Sox @ Cleveland Indians Jacobs Field, Cleveland, OH Thu Jul 26 2007, 7:05 PM EDT Att: 34,286 - Cloudy - 69 F											
15 Dustin Pedroia, R OBP: 0.389, SLG: 0.434										6 1 1 0 0 1 2												
34 David Ortiz, L OBP: 0.433, SLG: 0.558										3 2 1 0 2 0 0												
Manny Ramirez, R OBP: 0.403, SLG: 0.517										4 4 3 4 1 0 1												
20 Kevin Youkilis, R OBP: 0.404, SLG: 0.463										4 2 0 0 1 0 3												
25 Mike Lowell, R OBP: 0.358, SLG: 0.510										5 0 3 2 0 1 0												
Jason Varitek, S OBP: 0.357, SLG: 0.421										5 1 2 2 0 1 3												
Coco Crisp, S OBP: 0.336, SLG: 0.409										5 2 2 1 0 0 3												
Wily Mo Peña, R OBP: 0.287, SLG: 0.394										5 2 4 4 0 0 2												
Inning Stats	R: 0 E: 0 K: 1 S: 9	H: 0 LOB: 0 BB: 0 P: 13	R: 1 E: 0 K: 0 S: 10	H: 2 LOB: 1 BB: 0 P: 14	R: 1 E: 0 K: 0 S: 8	H: 2 LOB: 0 BB: 0 P: 13	R: 2 E: 0 K: 0 S: 11	H: 2 LOB: 2 BB: 2 P: 20	R: 5 E: 1 K: 0 S: 20	H: 5 LOB: 1 BB: 1 P: 33		R: 0 E: 0 K: 0 S: 11	H: 1 LOB: 1 BB: 0 P: 13	R: 3 E: 0 K: 2 S: 17	H: 3 LOB: 0 BB: 0 P: 26	R: 2 E: 0 K: 1 S: 12	H: 1 LOB: 0 BB: 0 P: 23	R: 0 E: 0 K: 1 S: 9	H: 1 LOB: 1 BB: 0 P: 12	1B: 11 2B: 3 3B: 0 HR: 3	SF: 0 SAC: 0 DP: 2 HBP: 0	WP: 1 PB: 0 SB: 0 CS: 0
PITCHER	IP WLS BF H R ER SO BB IBB HBP BLK WP HR S P ERA WHIP											IP WLS BF H R ER SO BB IBB HBP BLK WP HR S P ERA WHIP										
31 Cliff Lee, L ERA: 6.38	(1, 1) 4.0 L 24 9 9 8 1 3 0 0 0 0 0 1 48 78 18.00 3.000																					
Jason Stanford, L ERA: 4.78	(5, 1) 2.1 11 5 2 2 1 0 0 0 0 0 0 1 8 16 7.71 2.143																					
40 Tom Mastny, R ERA: 4.73	(7, 1) 0.2 4 1 2 2 1 1 0 0 0 0 0 1 8 16 27.00 3.000																					
50 Jensen Lewis, R ERA: 2.84	(8, 1) 1.0 4 1 1 1 1 0 0 0 0 0 0 1 11 18 9.00 1.000																					
Fernando Cabrera, R ERA: 5.61	(9, 1) 1.0 4 1 0 0 1 0 0 0 0 0 1 0 9 12 0.00 1.000																					

AB	43
R	14
H	17
RBI	13
BB	4
SO	5
LOB	18



Batter	1	2	3	4	5	6	7	8	9	AB R H RBI BB SO LOB	BOTTOM											
24 Grady Sizemore, L OBP: 0.383, SLG: 0.467										5 1 1 1 0 2 1	Boston Red Sox @ Cleveland Indians Jacobs Field, Cleveland, OH Thu Jul 26 2007, 7:05 PM EDT Att: 34,286 - Cloudy - 69 F											
Casey Blake, R OBP: 0.346, SLG: 0.461										4 0 0 0 1 0 1												
41 Victor Martinez, S OBP: 0.383, SLG: 0.538										3 1 0 0 2 0 0												
48 Travis Hafner, L OBP: 0.386, SLG: 0.438										3 1 1 2 0 1 0												
25 Ryan Garko, R OBP: 0.386, SLG: 0.525										4 1 1 3 0 0 3												
2 Jhonny Peralta, R OBP: 0.352, SLG: 0.442										3 1 0 0 1 1 0												
Jason Michaels, R OBP: 0.329, SLG: 0.422										4 1 1 0 0 0 0												
Franklin Gutierrez, R OBP: 0.342, SLG: 0.544										4 1 1 1 0 2 2												
29 Josh Barfield, R OBP: 0.279, SLG: 0.328										4 2 1 2 0 1 0												
Inning Stats	R: 0 E: 0 K: 0 S: 8	H: 0 LOB: 0 BB: 0 P: 12	R: 0 E: 0 K: 0 S: 4	H: 0 LOB: 0 BB: 0 P: 7	R: 1 E: 0 K: 1 S: 10	H: 1 LOB: 0 BB: 0 P: 18	R: 0 E: 0 K: 1 S: 7	H: 0 LOB: 0 BB: 0 P: 12	R: 4 E: 0 K: 1 S: 15	H: 3 LOB: 3 BB: 3 P: 32		R: 0 E: 0 K: 2 S: 8	H: 0 LOB: 0 BB: 0 P: 10	R: 4 E: 1 K: 1 S: 16	H: 2 LOB: 0 BB: 1 P: 24	R: 0 E: 0 K: 1 S: 6	H: 0 LOB: 0 BB: 0 P: 11	R: 0 E: 0 K: 0 S: 6	H: 0 LOB: 0 BB: 0 P: 11	1B: 3 2B: 1 3B: 0 HR: 2	SF: 0 SAC: 0 DP: 0 HBP: 1	WP: 0 PB: 0 SB: 0 CS: 0
PITCHER	IP WLS BF H R ER SO BB IBB HBP BLK WP HR S P ERA WHIP											IP WLS BF H R ER SO BB IBB HBP BLK WP HR S P ERA WHIP										
Kason Gabbard, L ERA: 3.73	(1, 1) 4.2 W 22 4 5 5 3 3 0 0 0 0 0 1 41 76 9.64 1.500																					
51 Julian Tavarez, R ERA: 5.15	(5, 1) 2.1 11 2 4 0 3 1 0 0 0 0 0 1 27 39 0.00 1.286																					
37 Hideki Okajima, L ERA: 0.89	(8, 1) 1.0 3 0 0 0 1 0 0 0 0 0 0 6 11 0.00 0.000																					
48 Javier López, L ERA: 3.18	(9, 1) 1.0 3 0 0 0 0 0 0 0 0 0 0 6 11 0.00 0.000																					

AB	34
R	9
H	6
RBI	9
BB	4
SO	7
LOB	7



Batter	1	2	3	4	5	6	7	8	9	AB	R	H	RBI	BB	SO	LOB	TOP											
Luis Castillo, S OBP: 0.357, SLG: 0.355 38 Luis Antonio Rodriguez, B OBP: 0.270, SLG: 0.270	G6-3		K			G4-6-3 1B		2B 33 SF9 1B		3	0	1	0	0	1	1	Minnesota Twins @ Cleveland Indians Jacobs Field, Cleveland, OH Fri Jul 27 2007, 7:05 PM EDT Att: 37,292 - Partly Cloudy - 79 F											
Jason Tyner, L OBP: 0.320, SLG: 0.327	G6-3				G3-6-3 1B	L6		33 SF9 16 PB 2B		4	1	2	0	0	0	1												
7 Joe Mauer, L OBP: 0.397, SLG: 0.455	F7			L6		G4-6-3 1-2		16 PB BB		3	0	0	0	1	0	2												
33 Justin Morneau, L OBP: 0.363, SLG: 0.581		G4-6-3 1B		G3-6-3 1-2			16 HR 1B	SF9		3	1	2	1	0	0	1												
Tori Hunter, R OBP: 0.338, SLG: 0.542	G4-6-3				F8		F9	K		4	0	0	0	0	1	4												
16 Jason Kubel, L OBP: 0.299, SLG: 0.412	F8				G4-3		HR	P4		4	1	1	2	0	0	1												
Rondell White, R OBP: 0.286, SLG: 0.263 Jeff Cirillo, R OBP: 0.335, SLG: 0.390	G6-3			1B						2	0	1	0	0	0	0												
Brian Buscher, L OBP: 0.500, SLG: 0.500				1B			F9	F7		4	0	2	0	0	0	1												
8 Nick Punto, S OBP: 0.306, SLG: 0.280	B3				G4-3		F7	K		4	0	0	0	0	1	4												
Inning Stats	R: 0 E: 0 K: 0 S: 8	H: 0 LOB: 0 BB: 0 P: 8	R: 0 E: 0 K: 0 S: 4	H: 1 LOB: 0 BB: 0 P: 5	R: 0 E: 0 K: 1 S: 8	H: 1 LOB: 0 BB: 0 P: 12	R: 0 E: 0 K: 0 S: 7	H: 1 LOB: 0 BB: 0 P: 11	R: 0 E: 0 K: 0 S: 14	H: 2 LOB: 2 BB: 0 P: 18	R: 0 E: 0 K: 0 S: 9	H: 1 LOB: 0 BB: 0 P: 10	R: 2 E: 0 K: 0 S: 16	H: 2 LOB: 1 BB: 1 P: 25	R: 2 E: 0 K: 1 S: 15	H: 2 LOB: 1 BB: 0 P: 22		R: 0 E: 0 K: 2 S: 18	H: 0 LOB: 0 BB: 0 P: 21	1B: 8 2B: 1 3B: 0 HR: 1	SF: 1 SAC: 0 DP: 3 HBP: 0	WP: 0 PB: 1 SB: 0 CS: 0	PA: 36					
PITCHER	IP	WLS	BF	H	R	ER	SO	BB	IBB	HBP	BLK	WP	HR	S	P	ERA	WHIP											
Paul Byrd, R ERA: 4.4	(1, 1)	7.0	W	30	10	4	3	1	2	0	0	0	0	1	73	101	3.86	1.714										
53 Rafael Perez, L ERA: 2.03	(8, 1)	1.0		3	0	0	0	1	0	0	0	0	0	8	10	0.00	0.000											
50 Jensen Lewis, R ERA: 2.45	(9, 1)	1.0		3	0	0	0	2	0	0	0	0	0	18	21	0.00	0.000											

Batter	1	2	3	4	5	6	7	8	9	AB	R	H	RBI	BB	SO	LOB	BOTTOM										
24 Grady Sizemore, L OBP: 0.386, SLG: 0.467 Franklin Gutierrez, R OBP: 0.349, SLG: 0.549	CS 1B				K					2	1	1	0	2	1	1	Minnesota Twins @ Cleveland Indians Jacobs Field, Cleveland, OH Fri Jul 27 2007, 7:05 PM EDT Att: 37,292 - Partly Cloudy - 79 F										
Kenny Lofton, L OBP: 0.383, SLG: 0.441	K				F7					5	0	3	1	0	1	4											
41 Victor Martinez, S OBP: 0.381, SLG: 0.532	F9				FC3-6 48 1B 2 HR	G5-3 2 BB	G4-3			4	1	0	1	1	0	4											
48 Travis Hafner, L OBP: 0.388, SLG: 0.438	F9				2 HR 1B	WP 2 G5-3 1B		2 HR BB		4	2	2	0	1	1	2											
2 Johnny Peralta, R OBP: 0.352, SLG: 0.457	K				G5-3					5	2	2	5	0	1	2											
Casey Blake, R OBP: 0.349, SLG: 0.462 Mike Rouse, L OBP: 0.200, SLG: 0.134	1B				10 FC6-4 29 1B 1B	G5-3				4	1	2	0	0	0	1											
Trot Nixon, L OBP: 0.343, SLG: 0.344					10 FC6-4 29 1B 1B					4	1	3	0	1	1	0											
10 Kelly Shoppach, R OBP: 0.360, SLG: 0.500	K				FC6-4 24 WP 29 1B					5	0	0	0	0	3	6											
29 Josh Barfield, R OBP: 0.282, SLG: 0.332					E5 24 BB 23					4	2	2	2	0	0	0											
Inning Stats	R: 0 E: 0 K: 1 S: 8	H: 1 LOB: 0 BB: 0 P: 16	R: 0 E: 0 K: 2 S: 15	H: 2 LOB: 2 BB: 0 P: 20	R: 6 E: 2 K: 0 S: 20	H: 6 LOB: 3 BB: 2 P: 36	R: 0 E: 0 K: 0 S: 11	H: 1 LOB: 1 BB: 1 P: 19	R: 2 E: 0 K: 2 S: 18	H: 3 LOB: 1 BB: 0 P: 24	R: 2 E: 0 K: 2 S: 12	H: 1 LOB: 2 BB: 0 P: 22	R: 0 E: 0 K: 1 S: 10	H: 2 LOB: 2 BB: 0 P: 12	R: 0 E: 0 K: 1 S: 6	H: 0 LOB: 1 BB: 1 P: 11		1B: 12 2B: 2 3B: 0 HR: 2	SF: 0 SAC: 0 DP: 1 HBP: 0	WP: 2 PB: 0 SB: 0 CS: 1	PA: 44						
PITCHER	IP	WLS	BF	H	R	ER	SO	BB	IBB	HBP	BLK	WP	HR	S	P	ERA	WHIP										
26 Boof Bonser, R ERA: 4.73	(1, 1)	2.2	L	19	6	4	3	0	0	0	0	0	0	42	71	13.50	4.125										
Ramon Ortiz, R ERA: 5.27	(3, 1)	2.1		11	4	2	2	2	1	0	0	0	1	30	44	7.71	2.143										
Juan Rincon, R ERA: 5.89	(6, 1)	2.0		10	3	2	2	3	1	0	0	0	1	22	34	9.00	2.000										
54 Matt Guerrier, R ERA: 1.79	(8, 1)	1.0		4	0	0	0	1	1	0	0	0	0	6	11	0.00	1.000										

AB	33
R	4
H	10
RBI	3
BB	2
SO	4
LOB	15



AB	39
R	10
H	16
RBI	9
BB	5
SO	9
LOB	20



Batter	1	2	3	4	5	6	7	8	9	AB	R	H	RBI	BB	SO	LOB	TOP								
Luis Castillo, S OBP: 0.356, SLG: 0.352										3	1	0	0	1	2	2									
Jason Bartlett, R OBP: 0.326, SLG: 0.328										4	0	1	0	0	0	2									
7 Joe Mauer, L OBP: 0.395, SLG: 0.450										3	0	0	0	1	1	2									
33 Justin Morneau, L OBP: 0.362, SLG: 0.577										4	0	1	1	0	1	3									
Torii Hunter, R OBP: 0.338, SLG: 0.542										4	1	1	0	0	0	2									
16 Jason Kubel, L OBP: 0.295, SLG: 0.408										3	0	0	0	1	1	1									
Rondell White, R OBP: 0.280, SLG: 0.227										3	0	0	0	0	0	1									
20 Lew Ford, R OBP: 0.295, SLG: 0.333										0	0	0	0	0	0	0									
Brian Buscher, L OBP: 0.250, SLG: 0.250										4	0	0	1	0	0	1									
8 Nick Punto, S OBP: 0.306, SLG: 0.280										0	0	0	0	0	0	0									
Jason Tyner, L OBP: 0.324, SLG: 0.349										4	1	2	1	0	1	2									
Inning Stats	R: 0 E: 0 K: 1 S: 7	H: 0 LOB: 0 BB: 0 P: 10	R: 0 E: 0 K: 1 S: 10	H: 0 LOB: 1 BB: 1 P: 17	R: 2 E: 0 K: 0 S: 19	H: 3 LOB: 2 BB: 1 P: 28	R: 0 E: 0 K: 0 S: 8	H: 0 LOB: 0 BB: 0 P: 12	R: 0 E: 1 K: 0 S: 8	H: 1 LOB: 2 BB: 1 P: 14	R: 0 E: 0 K: 1 S: 6	H: 0 LOB: 0 BB: 0 P: 10	R: 0 E: 0 K: 0 S: 6	H: 0 LOB: 0 BB: 0 P: 9	R: 0 E: 0 K: 1 S: 8	H: 0 LOB: 0 BB: 0 P: 12	R: 1 E: 0 K: 2 S: 17	H: 1 LOB: 2 BB: 0 P: 25	1B: 3 2B: 2 3B: 0 HR: 1	SF: 0 SAC: 1 DP: 1 HBP: 1	WP: 0 PB: 0 SB: 0 CS: 0	PA: 37			
PITCHER	IP	WLS	BF	H	R	ER	SO	BB	IBB	HBP	BLK	WP	HR	S	P	ERA	WHIP								
37 Jake Westbrook, R ERA: 5.85	7.0		28	4	2	2	3	3	0	0	0	0	1	64	100	2.57	1.000								
53 Rafael Perez, L ERA: 1.97	1.0		3	0	0	0	1	0	0	0	0	0	0	8	12	0.00	0.000								
47 Joe Borowski, R ERA: 5.09	1.0	L	6	1	1	1	2	0	0	1	0	0	0	17	25	9.00	1.000								

Minnesota Twins @ Cleveland Indians
Jacobs Field, Cleveland, OH
Sat Jul 28 2007, 7:05 PM EDT
Att: 41,203 - Partly Cloudy - 76 F

livebaseballscores.com

AB 32
R 3
H 5
RBI 3
BB 3
SO 6
LOB 16

Batter	1	2	3	4	5	6	7	8	9	AB	R	H	RBI	BB	SO	LOB	BOTTOM								
24 Grady Sizemore, L OBP: 0.385, SLG: 0.467										4	0	1	0	0	2	0									
Casey Blake, R OBP: 0.348, SLG: 0.458										3	0	0	0	1	1	2									
41 Victor Martinez, S OBP: 0.380, SLG: 0.529										4	1	1	0	0	0	1									
48 Travis Hafner, L OBP: 0.387, SLG: 0.444										4	1	1	2	0	1	0									
25 Ryan Garko, R OBP: 0.382, SLG: 0.517										4	0	0	0	0	2	0									
2 Jhonny Peralta, R OBP: 0.352, SLG: 0.456										3	0	1	0	0	2	0									
Franklin Gutierrez, R OBP: 0.339, SLG: 0.533										3	0	0	0	0	1	1									
Jason Michaels, R OBP: 0.324, SLG: 0.415										3	0	0	0	0	3	2									
29 Josh Barfield, R OBP: 0.280, SLG: 0.331										2	0	0	0	0	0	1									
Kenny Lofton, L OBP: 0.381, SLG: 0.440										1	0	0	0	0	0	0									
Mike Rouse, L OBP: 0.200, SLG: 0.134										0	0	0	0	0	0	0									
Inning Stats	R: 0 E: 0 K: 1 S: 7	H: 0 LOB: 0 BB: 1 P: 14	R: 0 E: 0 K: 2 S: 13	H: 0 LOB: 0 BB: 0 P: 18	R: 0 E: 0 K: 2 S: 9	H: 0 LOB: 0 BB: 0 P: 13	R: 0 E: 0 K: 2 S: 15	H: 0 LOB: 0 BB: 0 P: 22	R: 0 E: 1 K: 1 S: 11	H: 1 LOB: 2 BB: 0 P: 17	R: 2 E: 0 K: 1 S: 13	H: 3 LOB: 1 BB: 0 P: 19	R: 0 E: 0 K: 0 S: 7	H: 0 LOB: 0 BB: 0 P: 9	R: 0 E: 0 K: 0 S: 9	H: 0 LOB: 0 BB: 0 P: 13	1B: 2 2B: 1 3B: 0 HR: 1	SF: 0 SAC: 0 DP: 1 HBP: 0	WP: 0 PB: 0 SB: 0 CS: 0	PA: 32					
PITCHER	IP	WLS	BF	H	R	ER	SO	BB	IBB	HBP	BLK	WP	HR	S	P	ERA	WHIP								
Johan Santana, L ERA: 2.92	7.0		26	4	2	2	12	1	0	0	0	0	0	77	114	2.57	0.714								
17 Pat Neshek, R ERA: 1.98	1.0	W	3	0	0	0	0	0	0	0	0	0	0	7	9	0.00	0.000								
36 Joe Nathan, R ERA: 1.96	1.0	S	3	0	0	0	0	0	0	0	0	0	0	9	13	0.00	0.000								

Minnesota Twins @ Cleveland Indians
Jacobs Field, Cleveland, OH
Sat Jul 28 2007, 7:05 PM EDT
Att: 41,203 - Partly Cloudy - 76 F

livebaseballscores.com

AB 31
R 2
H 4
RBI 2
BB 1
SO 12
LOB 7

Batter	1	2	3	4	5	6	7	8	9	AB	R	H	RBI	BB	SO	LOB	TOP										
Jason Bartlett, R OBP: 0.328, SLG: 0.330	F9		G6-3			2B		K		4	0	1	0	0	1	2	Minnesota Twins @ Cleveland Indians Jacobs Field, Cleveland, OH Sun Jul 29 2007, 1:05 PM EDT Att: 37,102 - Sunny - 76 F										
8 Nick Punto, S OBP: 0.304, SLG: 0.277 55 Mike Redmond, R OBP: 0.337, SLG: 0.351 38 Luis Antonio Rodriguez, S OBP: 0.270, SLG: 0.270	G3			K		K		K	7 E	3	0	0	0	0	2	1											
7 Joe Mauer, L OBP: 0.390, SLG: 0.443	K			K		K		E4	33 2B	1	0	1	1	0	0	0											
33 Justin Morneau, L OBP: 0.363, SLG: 0.579		G6-3		FC6-4 1B		K			2H	4	0	2	1	0	1	1											
Torii Hunter, R OBP: 0.334, SLG: 0.536	K			FC6-4 1-2			P4	P4		4	0	0	0	0	1	2											
Rondell White, R OBP: 0.241, SLG: 0.192	P3				K		F9			4	0	0	0	0	2	0											
Jeff Cirillo, R OBP: 0.333, SLG: 0.393			P6			2B		G4-3		4	0	1	0	0	0	0											
20 Lew Ford, R OBP: 0.293, SLG: 0.358			K			K		G6-3	HR	4	1	1	1	0	2	1											
Jason Tyner, L OBP: 0.328, SLG: 0.349			E9 1B			F9			55 2B HBP	3	1	1	0	0	1	1											
Inning Stats	R: 0 E: 0 K: 1 S: 8	H: 0 LOB: 0 BB: 0 P: 11	R: 0 E: 0 K: 1 S: 8	H: 0 LOB: 0 BB: 0 P: 11	R: 0 E: 1 K: 1 S: 9	H: 1 LOB: 1 BB: 0 P: 14	R: 0 E: 0 K: 2 S: 10	H: 1 LOB: 1 BB: 0 P: 14	R: 0 E: 0 K: 3 S: 14	H: 1 LOB: 1 BB: 0 P: 23	R: 0 E: 0 K: 0 S: 9	H: 0 LOB: 0 BB: 0 P: 14	R: 3 E: 1 K: 1 S: 19	H: 2 LOB: 1 BB: 0 P: 28	R: 1 E: 0 K: 2 S: 17	H: 1 LOB: 0 BB: 0 P: 23		1B: 2 2B: 4 3B: 0 HR: 1	SF: 0 SAC: 0 DP: 0 HBP: 1	WP: 0 PB: 0 SB: 1 CS: 0	PA: 36						
PITCHER	IP	WLS	BF	H	R	ER	SO	BB	IBB	HBP	BLK	WP	HR	S	P	ERA	WHIP										
CC Sabathia, L ERA: 3.88	7.2	L	31	6	3	1	11	0	0	1	0	0	0	82	119	1.17	0.783										
63 Rafael Betancourt, R ERA: 1.3	1.1		5	1	1	1	2	0	0	0	0	0	1	20	27	6.75	0.750										

livebaseballscores.com

AB 35
R 4
H 7
RBI 3
BB 0
SO 13
LOB 9



Batter	1	2	3	4	5	6	7	8	9	AB	R	H	RBI	BB	SO	LOB	BOTTOM										
24 Grady Sizemore, L OBP: 0.386, SLG: 0.469	25 WP 1B		K					K		3	0	1	0	1	2	1	Minnesota Twins @ Cleveland Indians Jacobs Field, Cleveland, OH Sun Jul 29 2007, 1:05 PM EDT Att: 37,102 - Sunny - 76 F										
Kenny Lofton, L OBP: 0.380, SLG: 0.437	25 WP 1B		G1-3			2B		G6-3		4	0	1	0	0	1	1											
41 Victor Martinez, S OBP: 0.379, SLG: 0.525	K				G5-3			G6-3		3	0	0	0	0	1	3											
48 Travis Hafner, L OBP: 0.386, SLG: 0.442	K		G6-3					G6-3	25 G6-4-3 1B	4	0	1	0	0	2	3											
25 Ryan Garko, R OBP: 0.380, SLG: 0.514	K			G5-3				G6-4-3		4	0	1	0	0	1	3											
2 Jhonny Peralta, R OBP: 0.353, SLG: 0.459		2B 1B		K				K		4	1	2	0	0	2	1											
Trot Nixon, L OBP: 0.349, SLG: 0.349		G3 1H						G6-3		2	0	1	1	2	0	1											
Casey Blake, R OBP: 0.347, SLG: 0.456		G3		L5				K		4	0	1	0	0	1	4											
29 Josh Barfield, R OBP: 0.278, SLG: 0.328 Franklin Gutierrez, R OBP: 0.336, SLG: 0.559		K			K2-3			P6		3	0	0	0	0	2	1											
								G6-3		1	0	0	0	0	0	2											
Inning Stats	R: 0 E: 0 K: 3 S: 16	H: 1 LOB: 2 BB: 1 P: 27	R: 1 E: 0 K: 2 S: 12	H: 2 LOB: 1 BB: 0 P: 18	R: 0 E: 0 K: 0 S: 5	H: 0 LOB: 0 BB: 0 P: 10	R: 0 E: 0 K: 1 S: 9	H: 0 LOB: 1 BB: 1 P: 15	R: 0 E: 0 K: 2 S: 14	H: 1 LOB: 1 BB: 0 P: 21	R: 0 E: 0 K: 3 S: 12	H: 1 LOB: 2 BB: 1 P: 18	R: 0 E: 0 K: 1 S: 11	H: 0 LOB: 0 BB: 0 P: 13	R: 0 E: 0 K: 0 S: 9	H: 1 LOB: 0 BB: 0 P: 12	R: 0 E: 0 K: 0 S: 13	H: 2 LOB: 1 BB: 0 P: 18	1B: 5 2B: 3 3B: 0 HR: 0	SF: 0 SAC: 0 DP: 3 HBP: 1	WP: 1 PB: 0 SB: 0 CS: 0	PA: 36					
PITCHER	IP	WLS	BF	H	R	ER	SO	BB	IBB	HBP	BLK	WP	HR	S	P	ERA	WHIP										
21 Matt Garza, R ERA: 1.37	6.0		26	5	1	1	11	3	0	1	0	0	0	68	109	1.50	1.333										
37 Dennys Reyes, L ERA: 3.91	1.1	W	5	1	0	0	1	0	0	0	0	0	0	17	20	0.00	0.750										
17 Pat Neshek, R ERA: 1.95	0.2	H	1	0	0	0	0	0	0	0	0	0	0	3	5	0.00	0.000										
36 Joe Nathan, R ERA: 1.91	1.0	S	4	2	0	0	0	0	0	0	0	0	0	13	18	0.00	2.000										

livebaseballscores.com

AB 32
R 1
H 8
RBI 1
BB 3
SO 12
LOB 20



Batter	1	2	3	4	5	6	7	8	9	AB	R	H	RBI	BB	SO	LOB	TOP								
Frank Catalanotto, L OBP: 0.302, SLG: 0.391 3 Jerry Hairston, R OBP: 0.245, SLG: 0.299	G6-3		G4-3		K		G3		P3	4	0	0	0	0	1	1									
5 Ian Kinsler, R OBP: 0.336, SLG: 0.449	K		G1-3			BB		1B	G6-3	4	1	1	0	1	1	1									
10 Michael Young, R OBP: 0.347, SLG: 0.397	1B			G1-3				K		4	1	2	0	0	1	1									
Sammy Sosa, R OBP: 0.301, SLG: 0.452	FC6-4			G4-3				FC5-4		3	0	0	0	0	0	2									
22 Marlon Byrd, R OBP: 0.380, SLG: 0.479		F8		P4			E5			4	0	1	1	0	0	1									
Nelson Cruz, R OBP: 0.285, SLG: 0.377	1B				HR		G5-4-3			3	1	2	1	1	0	2									
Brad Wilkerson, L OBP: 0.298, SLG: 0.462	L8				G4-3		F7			4	0	0	0	0	0	5									
15 Gerald Laird, R OBP: 0.295, SLG: 0.354	F8				G4-3				F8	4	0	0	0	0	1	1									
Ramón Vázquez, L OBP: 0.316, SLG: 0.420					G3-1					4	0	2	0	0	1	0									
Inning Stats	R: 0 E: 0 K: 1 S: 12	H: 1 LOB: 1 BB: 0 P: 15	R: 0 E: 0 K: 0 S: 8	H: 1 LOB: 1 BB: 0 P: 13	R: 0 E: 0 K: 0 S: 9	H: 0 LOB: 0 BB: 0 P: 14	R: 0 E: 0 K: 0 S: 4	H: 0 LOB: 0 BB: 0 P: 7	R: 1 E: 0 K: 1 S: 13	H: 2 LOB: 1 BB: 0 P: 21	R: 2 E: 1 K: 0 S: 8	H: 1 LOB: 0 BB: 0 P: 18	R: 0 E: 0 K: 2 S: 8	H: 0 LOB: 0 BB: 0 P: 9	R: 0 E: 0 K: 1 S: 13	H: 2 LOB: 3 BB: 1 P: 25	R: 0 E: 0 K: 0 S: 6	H: 1 LOB: 1 BB: 0 P: 10	1B: 6 2B: 1 3B: 0 HR: 1	SF: 0 SAC: 0 DP: 1 HBP: 1	WP: 0 PB: 0 SB: 0 CS: 0	PA: 38			
PITCHER	IP	WLS	BF	H	R	ER	SO	BB	IBB	HBP	BLK	WP	HR	S	P	ERA	WHIP								
55 Roberto Hernandez, R ERA: 3.27	7.0	L	28	5	3	2	4	1	0	1	0	0	1	62	97	2.57	0.857								
50 Jensen Lewis, R ERA: 2.16	1.0		6	2	0	0	1	1	0	0	0	0	0	13	25	0.00	3.000								
49 Edward Mujica, R ERA: 9.35	1.0		4	1	0	0	0	0	0	0	0	0	0	6	10	0.00	1.000								

Texas Rangers @ Cleveland Indians
Jacobs Field, Cleveland, OH
Tue Jul 31 2007, 7:05 PM EDT
Att: 21,811 - Clear - 81 F

AB 35
R 3
H 8
RBI 2
BB 2
SO 5
LOB 15



Batter	1	2	3	4	5	6	7	8	9	AB	R	H	RBI	BB	SO	LOB	BOTTOM								
24 Grady Sizemore, L OBP: 0.385, SLG: 0.467	F8		F8			F7		K		4	0	1	0	0	1	2									
Kenny Lofton, L OBP: 0.377, SLG: 0.433 Jason Michaels, R OBP: 0.322, SLG: 0.413	F8		G4-3			G4-3		K		3	0	0	0	0	0	3									
41 Victor Martinez, S OBP: 0.377, SLG: 0.520	G3-6-1				BB				F9	3	0	0	0	1	0	1									
48 Travis Hafner, L OBP: 0.382, SLG: 0.438	K				P5			F9		4	0	0	0	0	1	1									
25 Ryan Garko, R OBP: 0.378, SLG: 0.520	F7				G4-3			HR		4	1	1	1	0	0	1									
2 Jhonny Peralta, R OBP: 0.353, SLG: 0.457	F9							F8		2	0	0	0	1	0	0									
Trot Nixon, L OBP: 0.349, SLG: 0.348						G4-3				3	0	1	0	0	0	0									
Casey Blake, R OBP: 0.347, SLG: 0.455						F8				3	0	1	0	0	0	1									
29 Josh Barfield, R OBP: 0.278, SLG: 0.326						F9				2	0	0	0	1	1	0									
Inning Stats	R: 0 E: 0 K: 0 S: 6	H: 1 LOB: 0 BB: 0 P: 8	R: 0 E: 0 K: 1 S: 6	H: 0 LOB: 0 BB: 0 P: 8	R: 0 E: 1 K: 0 S: 8	H: 1 LOB: 2 BB: 1 P: 17	R: 0 E: 0 K: 0 S: 6	H: 0 LOB: 1 BB: 2 P: 17	R: 0 E: 0 K: 0 S: 8	H: 0 LOB: 0 BB: 0 P: 12	R: 1 E: 0 K: 0 S: 10	H: 2 LOB: 1 BB: 0 P: 18	R: 0 E: 0 K: 3 S: 11	H: 0 LOB: 0 BB: 0 P: 18	R: 0 E: 0 K: 0 S: 7	H: 0 LOB: 0 BB: 0 P: 10	1B: 3 2B: 0 3B: 0 HR: 1	SF: 0 SAC: 0 DP: 1 HBP: 0	WP: 1 PB: 0 SB: 0 CS: 0	PA: 32					
PITCHER	IP	WLS	BF	H	R	ER	SO	BB	IBB	HBP	BLK	WP	HR	S	P	ERA	WHIP								
20 Brandon McCarthy, R ERA: 5.16	6.2	W	25	4	1	1	1	3	0	0	0	0	0	50	90	1.35	1.050								
50 Frank Francisco, R ERA: 4.1	0.2	H	2	0	0	0	1	0	0	0	0	0	0	6	9	0.00	0.000								
36 C.J. Wilson, L ERA: 2.45	1.2	S	5	0	0	0	2	0	0	0	0	0	0	14	22	0.00	0.000								

Texas Rangers @ Cleveland Indians
Jacobs Field, Cleveland, OH
Tue Jul 31 2007, 7:05 PM EDT
Att: 21,811 - Clear - 81 F

AB 29
R 1
H 4
RBI 1
BB 3
SO 4
LOB 9



Batter	1	2	3	4	5	6	7	8	9	10	AB	R	H	RBI	BB	SO	LOB	TOP			
Frank Catalanotto, L OBP: 0.309, SLG: 0.403											4	2	2	2	0	0	3				
5 Ian Kinsler, R OBP: 0.337, SLG: 0.452											5	2	2	0	0	0	2				
10 Michael Young, R OBP: 0.351, SLG: 0.400											4	1	2	1	2	0	0				
Jason Botts, S											5	0	0	1	0	3	7				
22 Marlon Byrd, R OBP: 0.353, SLG: 0.477											5	1	2	1	1	2	3				
Nelson Cruz, R OBP: 0.277, SLG: 0.377											5	1	2	0	1	2	5				
25 Jarrod Saltalamacchia, Sr. 3B OBP: 0.329, SLG: 0.404											5	0	1	2	0	1	4				
15 Gerald Laird, R OBP: 0.291, SLG: 0.348											5	0	0	0	0	2	6				
Ramón Vázquez, L OBP: 0.323, SLG: 0.425											5	2	3	0	0	0	1				
Inning Stats	R: 3 E: 0 K: 1 S: 14	H: 4 LOB: 2 BB: 1 P: 23	R: 0 E: 0 K: 0 S: 13	H: 2 LOB: 2 BB: 0 P: 21	R: 1 E: 1 K: 1 S: 19	H: 2 LOB: 2 BB: 0 P: 23	R: 0 E: 0 K: 2 S: 14	H: 1 LOB: 3 BB: 1 P: 23	R: 2 E: 0 K: 2 S: 13	H: 2 LOB: 1 BB: 1 P: 21	R: 0 E: 0 K: 0 S: 12	H: 0 LOB: 0 BB: 0 P: 16	R: 0 E: 0 K: 0 S: 9	H: 0 LOB: 0 BB: 0 P: 14	R: 3 E: 1 K: 0 S: 16	H: 2 LOB: 2 BB: 1 P: 30	1B: 10 2B: 5 3B: 0 HR: 0	SF: 1 SAC: 2 DP: 1 HBP: 1	WP: 0 PA: 51 PB: 0 SB: 0 CS: 0		
PITCHER	IP WLS BF H R ER SO BB IBB HBP BLK WP HR S P ERA WHIP	5.1 1.0 1.2 1.0 0.1	30 4 7 3 6	10 0 2 0 2	4 1 1 0 3	3 3 1 0 0	3 0 0 0 0	0 0 0 0 0	0 0 0 0 0	0 0 0 0 0	0 0 0 0 0	0 0 0 0 0	0 0 0 0 0	0 0 0 0 0	0 0 0 0 0	0 0 0 0 0	0 0 0 0 0	69 107 28 14 13	5.06 9.00 5.40 0.00 54.00	2.062 1.000 1.200 0.000 6.000	
PITCHER	IP WLS BF H R ER SO BB IBB HBP BLK WP HR S P ERA WHIP	0.2	1	0	0	0	1	0	0	0	0	0	0	0	0	0	0	3	6	0.00 0.000	
Paul Byrd, R ERA: 4.43	53 Rafael Perez, L ERA: 2.16	63 Rafael Belancourt, R ERA: 1.44	47 Jose Borowski, R ERA: 4.97	50 Jensen Lewis, R ERA: 4.15	40 Tom Mastny, R ERA: 4.71																

Texas Rangers @ Cleveland Indians
Jacobs Field, Cleveland, OH
Wed Aug 01 2007, 7:05 PM EDT
Att: 25,721 - Clear - 81 F

AB 43
R 9
H 14
RBI 7
BB 4
SO 10
LOB 31

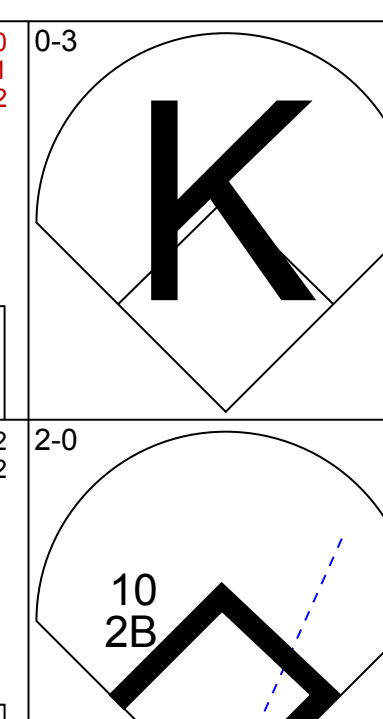
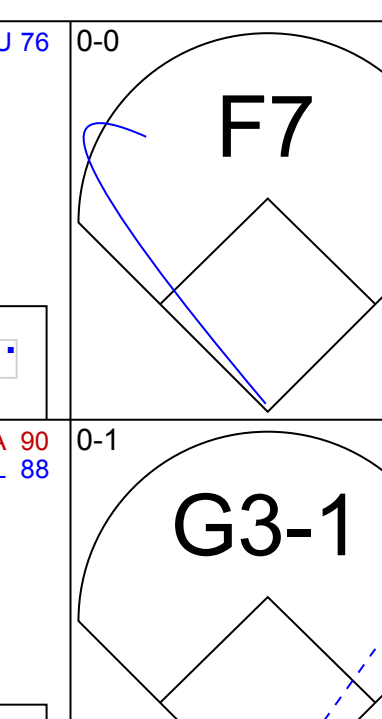
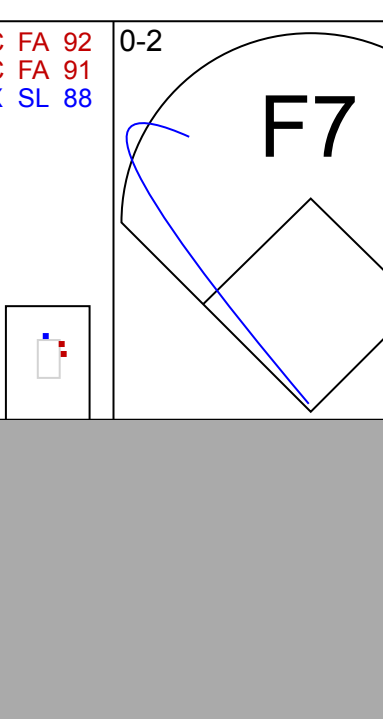
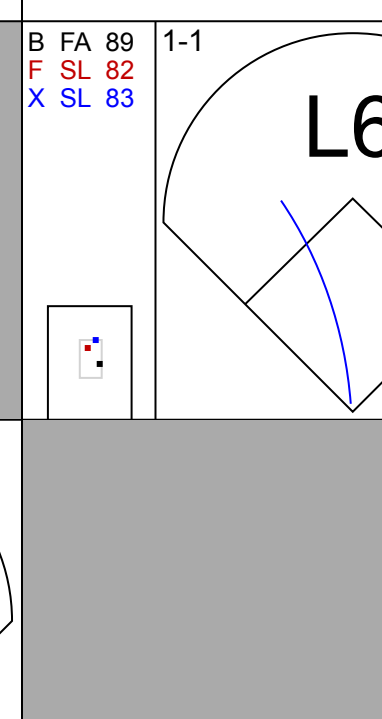
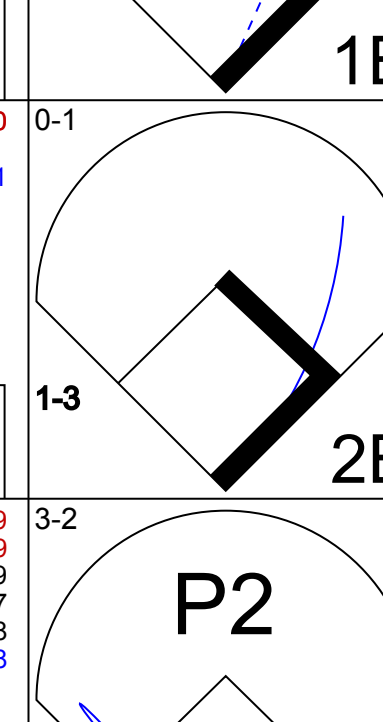
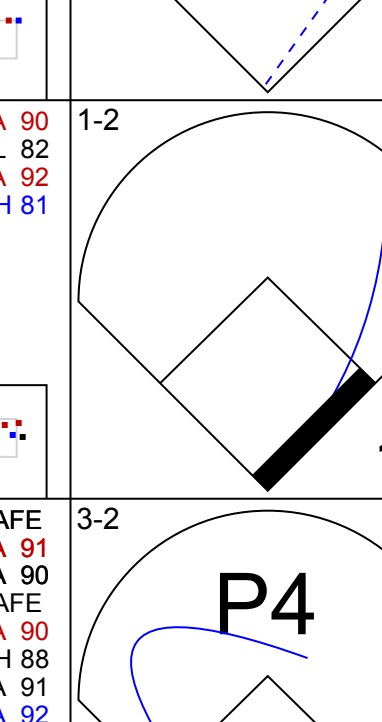
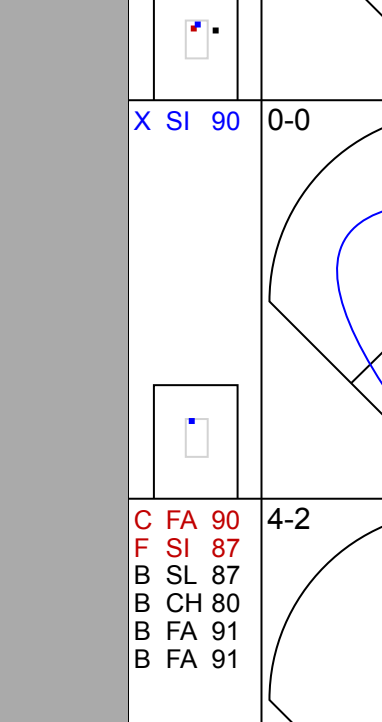
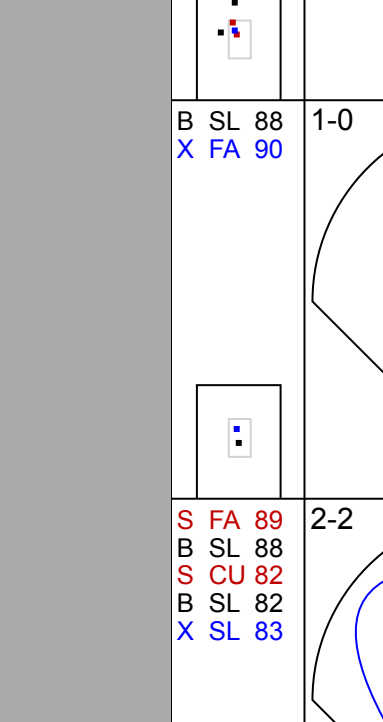
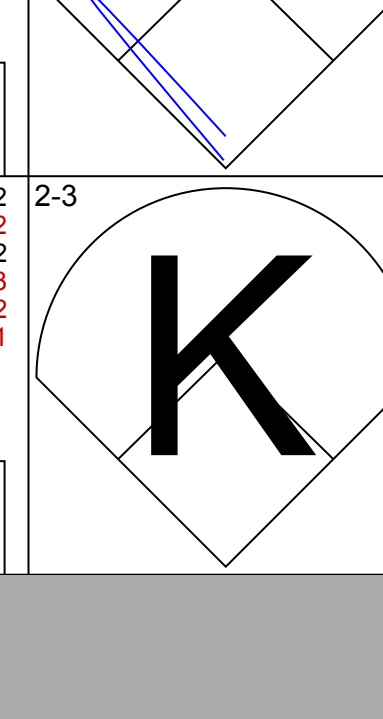

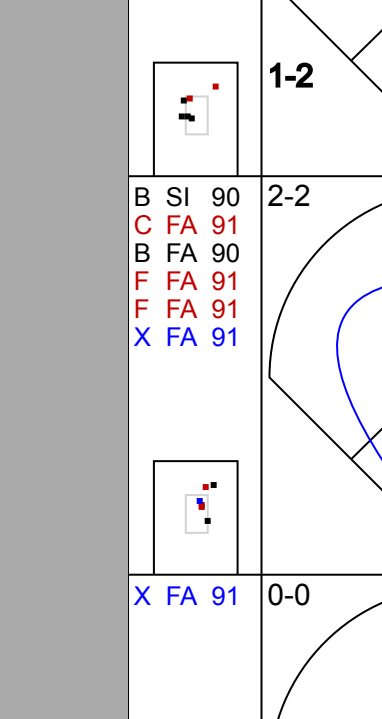
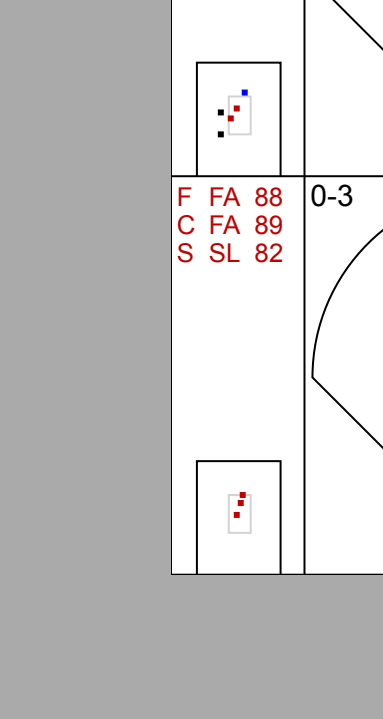


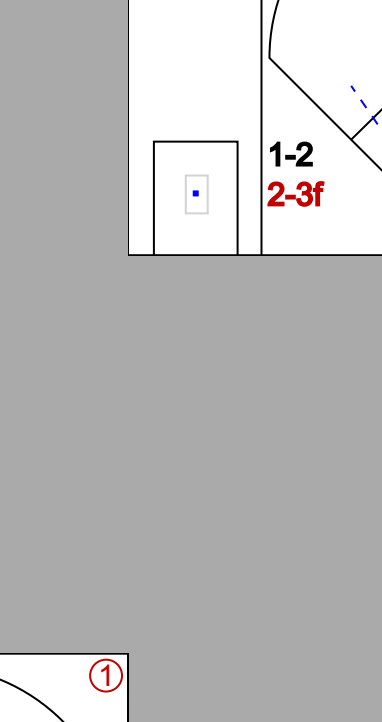
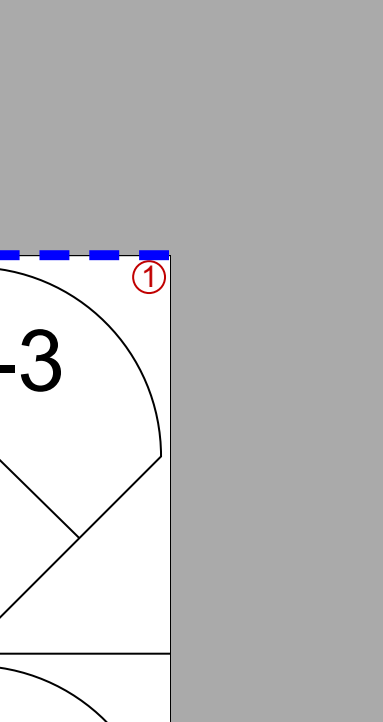



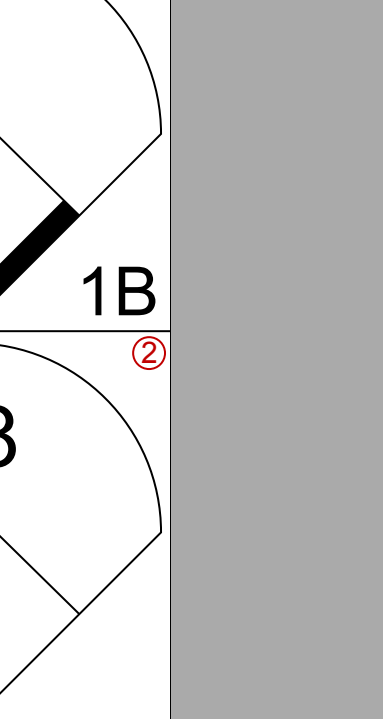
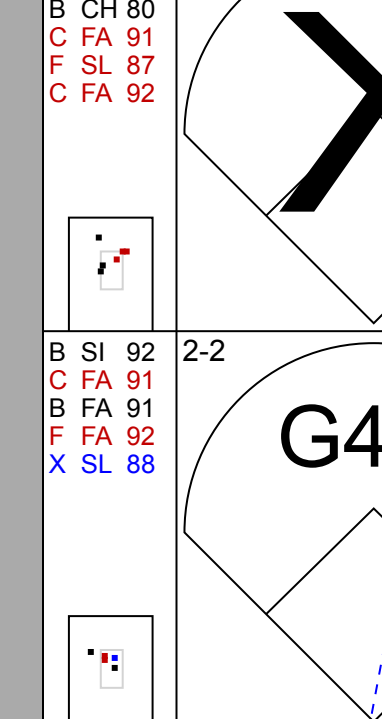


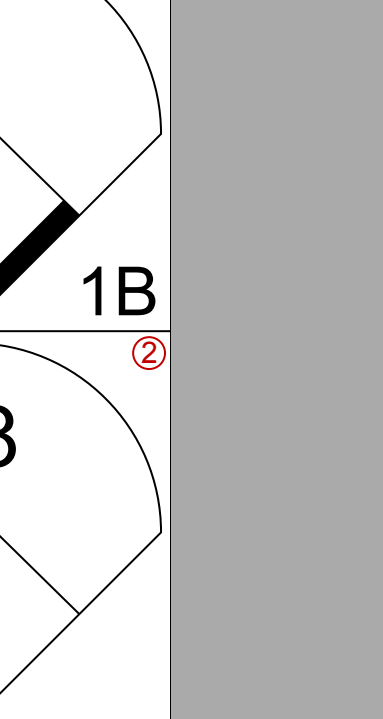
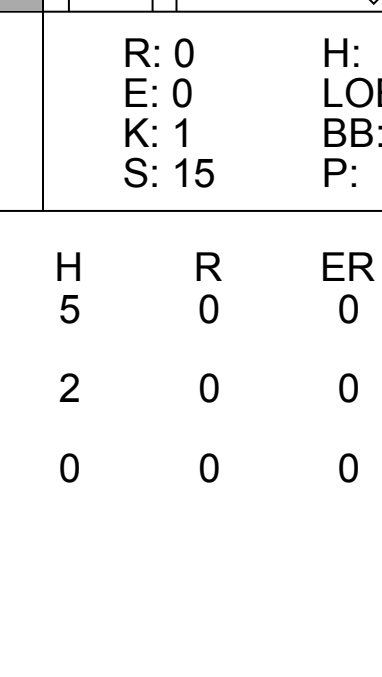
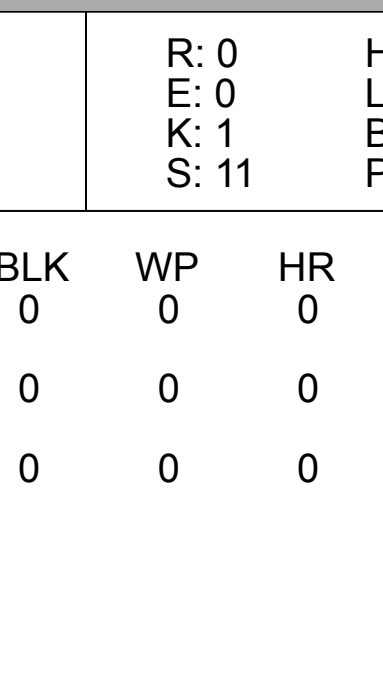
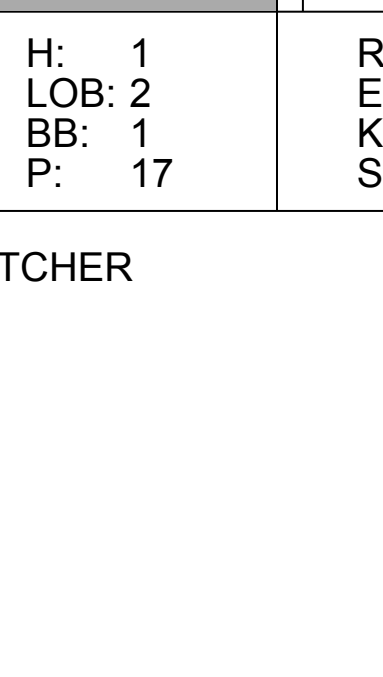
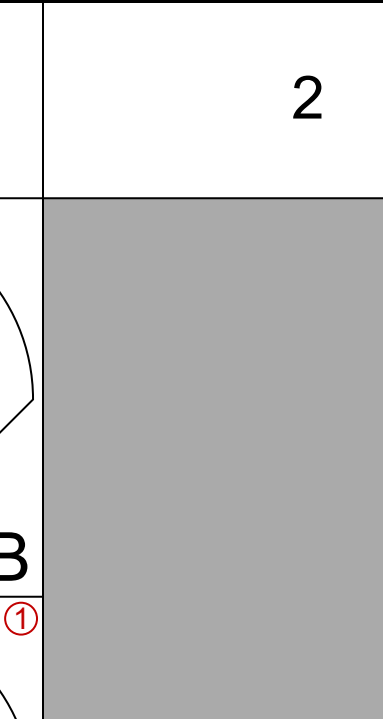
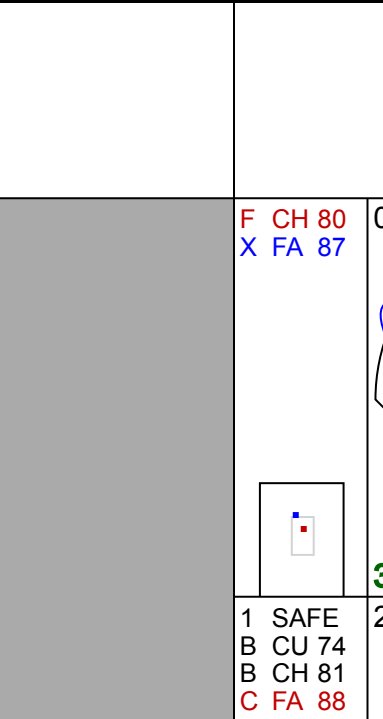
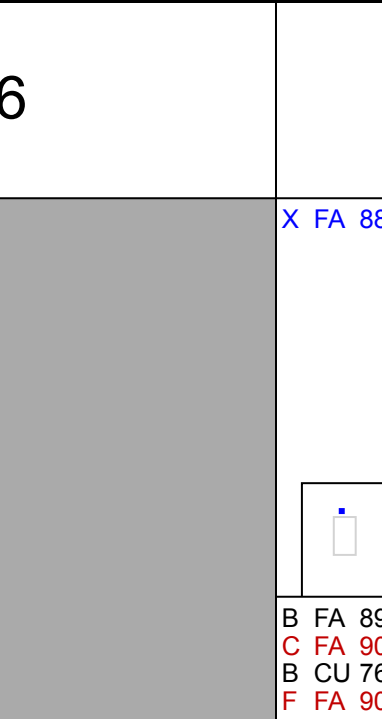
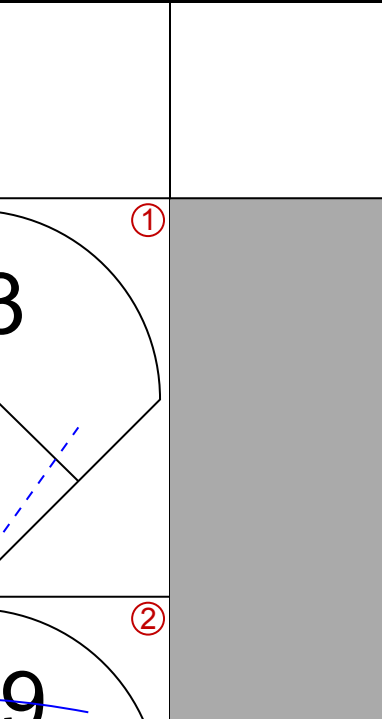
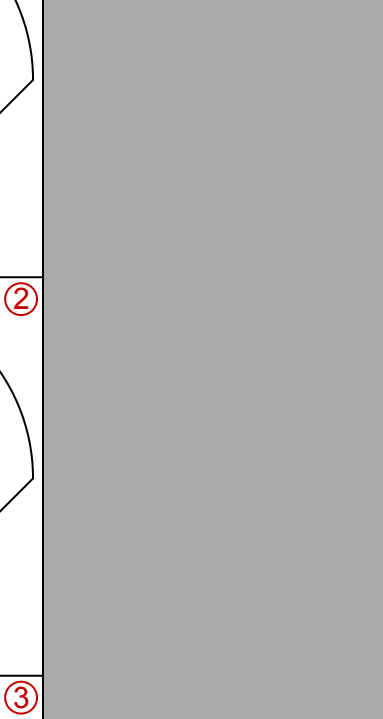
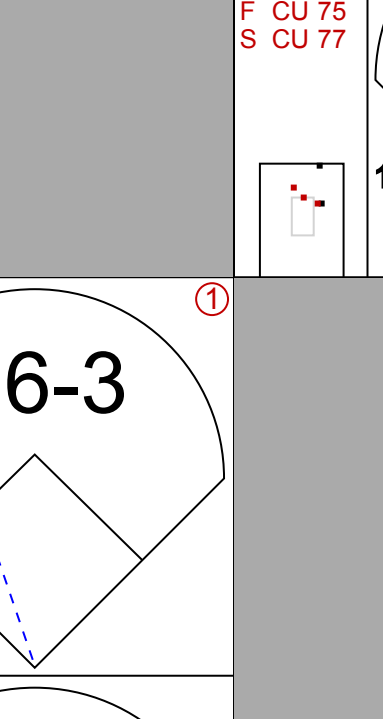
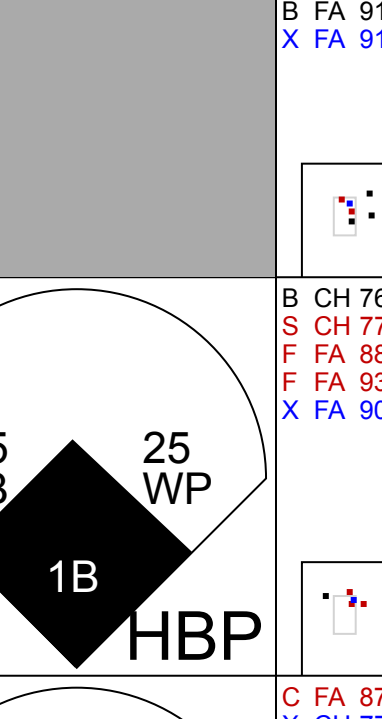


Batter	1	2	3	4	5	6	7	8	9	10	AB	R	H	RBI	BB	SO	LOB	BOTTOM			
24 Grady Sizemore, L OBP: 0.367, SLG: 0.469											4	1	2	1	1	2	0				
Casey Blake, R OBP: 0.348, SLG: 0.462											5	2	2	2	0	1	2				
2 Johnny Peralta, R OBP: 0.352, SLG: 0.454											5	1	1	0	0	0	1				
25 Ryan Garko, R OBP: 0.362, SLG: 0.520											4	0	2	1	1	0	0				
48 Travis Hafner, L OBP: 0.360, SLG: 0.437											5	0	1	1	0	1	3				
Franklin Gutierrez, R OBP: 0.331, SLG: 0.513											5	0	1	0	0	2	2				
Jason Michaels, R OBP: 0.323, SLG: 0.427											3	1	1	1	0	1	2				
Kenny Lofton, L OBP: 0.375, SLG: 0.431											2	0	0	0	0	1	2				
10 Kelly Shoppach, R OBP: 0.347, SLG: 0.481											4	0	0	0	0	2	0				
29 Josh Barfield, R OBP: 0.279, SLG: 0.326											3	1	1	0	0	1	0				
41 Victor Martinez, S OBP: 0.378, SLG: 0.519											1	0	0	0	0	0	0				
Mike Rouse, L OBP: 0.200, SLG: 0.134											0	0	0	0	0	0	0				
Inning Stats	R: 0 E: 0 K: 0 S: 8	H: 0 LOB: 2 BB: 2 P: 22	R: 4 E: 0 K: 0 S: 19	H: 4 LOB: 0 BB: 0 P: 30	R: 0 E: 0 K: 1 S: 7	H: 0 LOB: 0 BB: 0 P: 9	R: 0 E: 0 K: 1 S: 8	H: 0 LOB: 0 BB: 0 P: 12	R: 2 E: 0 K: 3 S: 17	H: 4 LOB: 2 BB: 0 P: 27	R: 0 E: 0 K: 0 S: 8	H: 0 LOB: 0 BB: 0 P: 9	R: 0 E: 0 K: 2 S: 7	H: 0 LOB: 0 BB: 0 P: 13	R: 0 E: 0 K: 2 S: 14	H: 2 LOB: 2 BB: 0 P: 22	1B: 7 2B: 2 3B: 0 HR: 2	SF: 0 SAC: 0 DP: 0 HBP: 0	WP: 0 PA: 43 PB: 0 SB: 0 CS: 0		
PITCHER	IP WLS BF H R ER SO BB IBB HBP BLK WP HR S P ERA WHIP	4.1 1.2 0.2 0.1 2.2	23 6 2 0 10	6 0 0 0 0	6 0 0 0 0	3 0 0 0 4	3 0 0 0 0	0 0 0 0 0	0 0 0 0 0	0 0 0 0 0	0 0 0 0 0	0 0 0 0 0	0 0 0 0 0	0 0 0 0 0	0 0 0 0 0	0 0 0 0 0	0 0 0 0 0	89 21 6 2 25	12.46 0.00 0.00 0.00 0.00	2.308 0.600 0.000 0.000 0.000	
48 John Rheinecker, L ERA: 5.74	51 Willie Eyre, R ERA: 3.86	58 Wes Littleton, R ERA: 4.05	47 A.J. Murray, L ERA: 10.8	53 Joaquin Benoit, R ERA: 2.97	36 C.J. Wilson, L ERA: 2.44																

Texas Rangers @ Cleveland Indians
Jacobs Field, Cleveland, OH
Wed Aug 01 2007, 7:05 PM EDT
Att: 25,721 - Clear - 81 F

AB 41
R 6
H 11
RBI 6
BB 2
SO 11
LOB 12

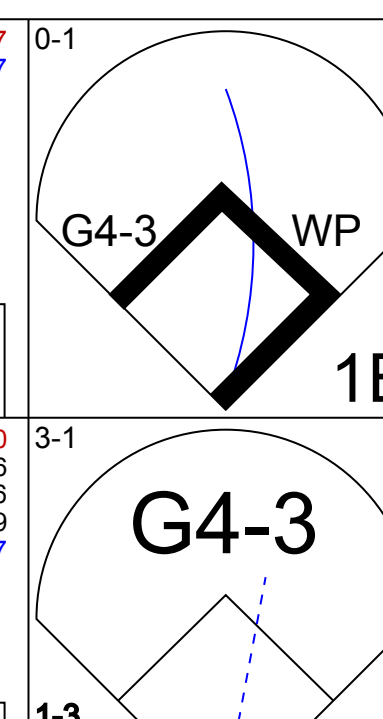
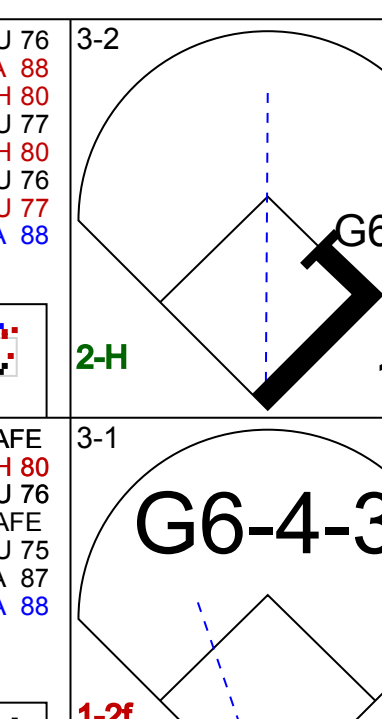
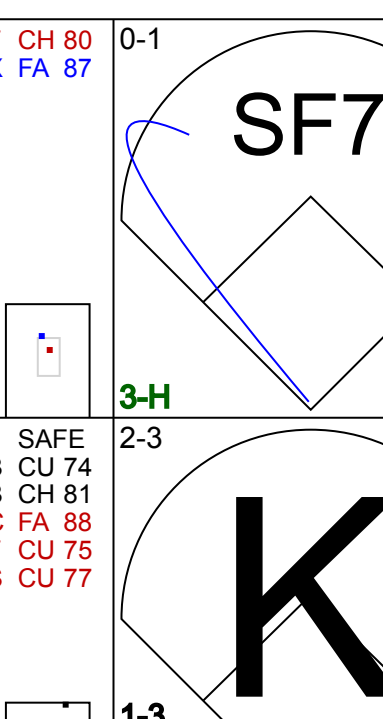
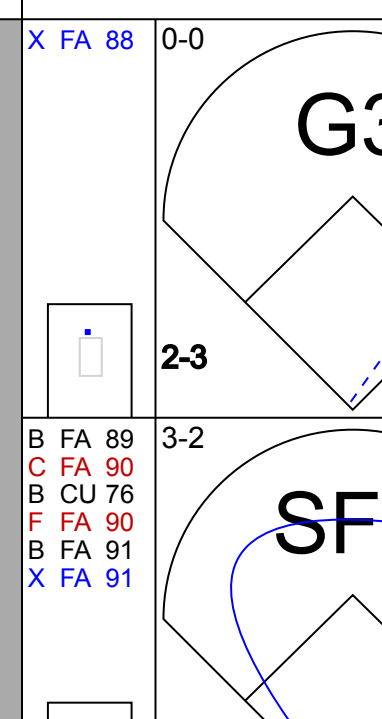
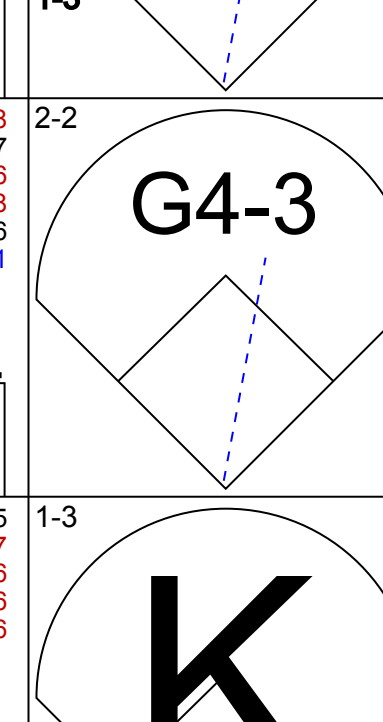


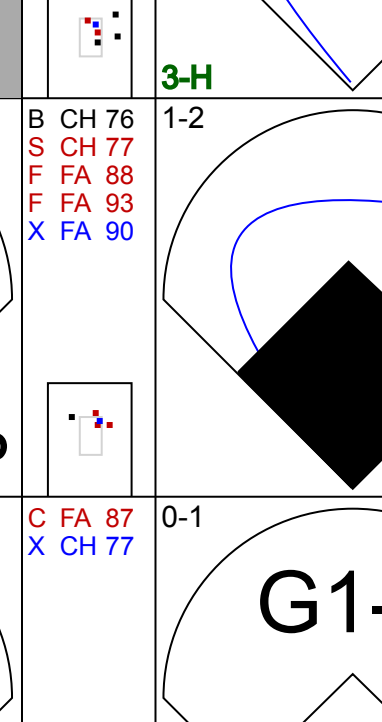

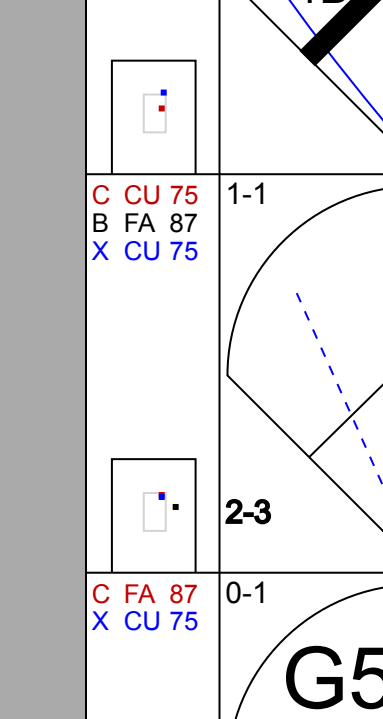
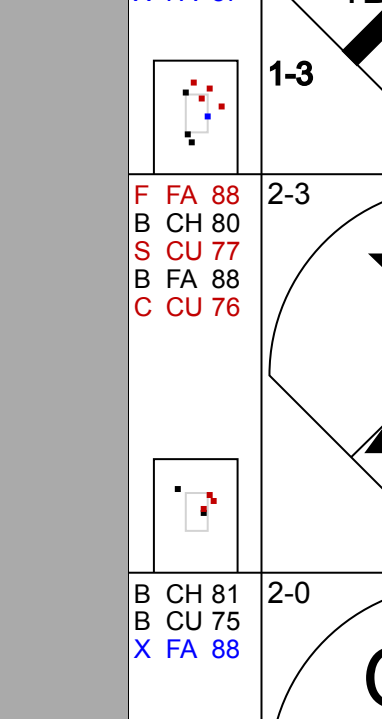
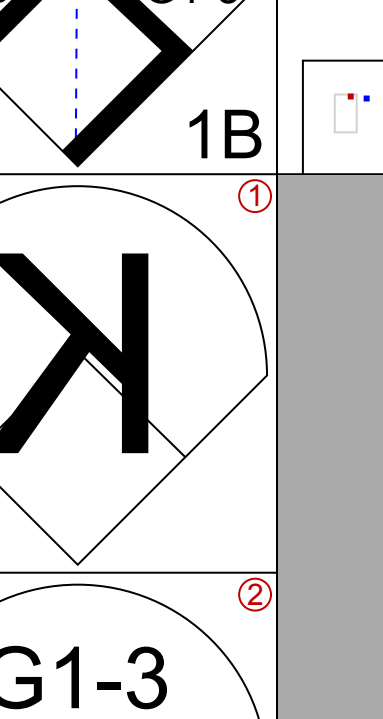


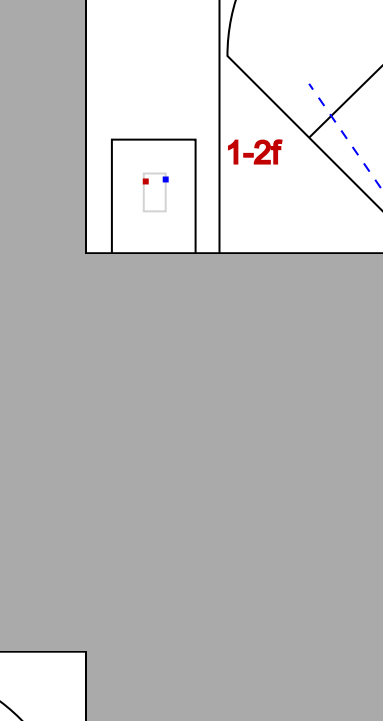
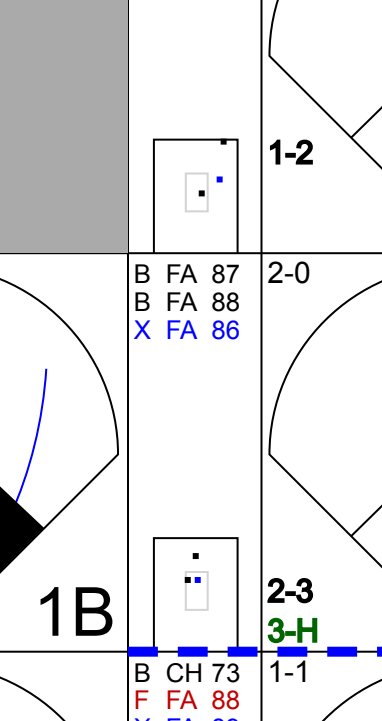
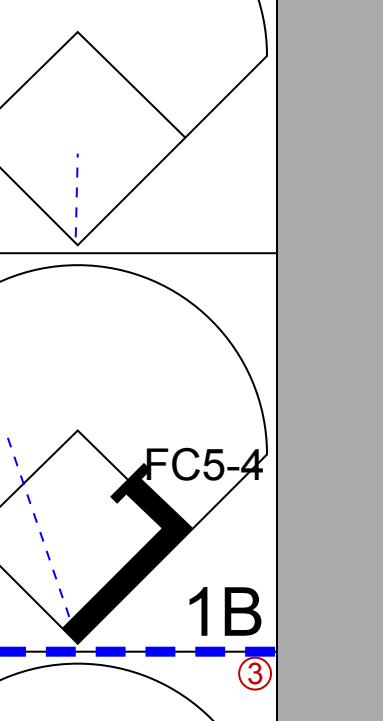
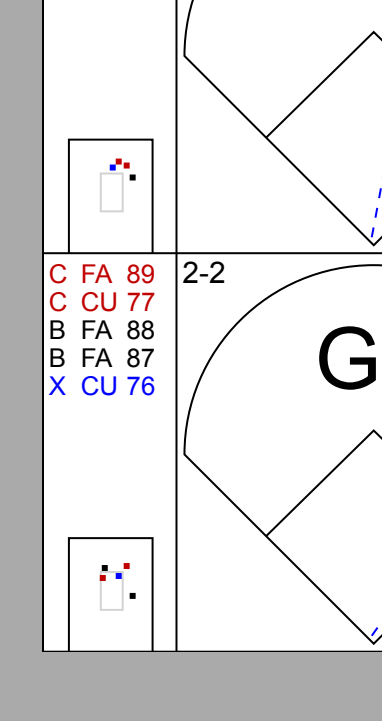
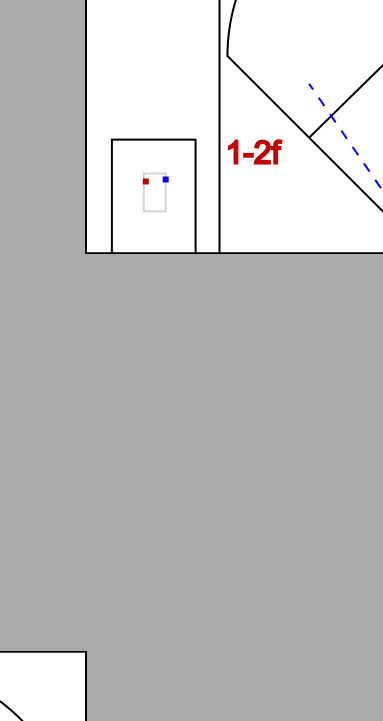
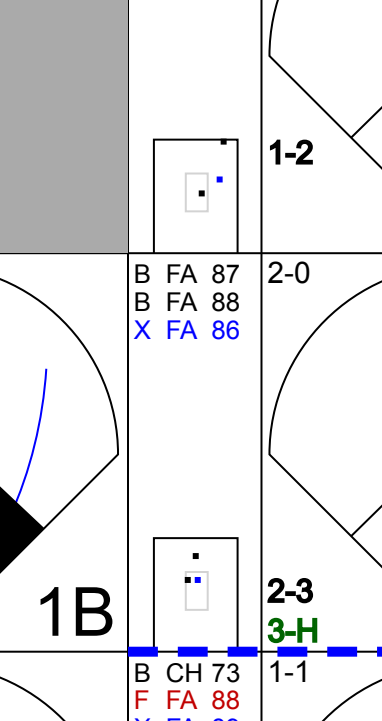
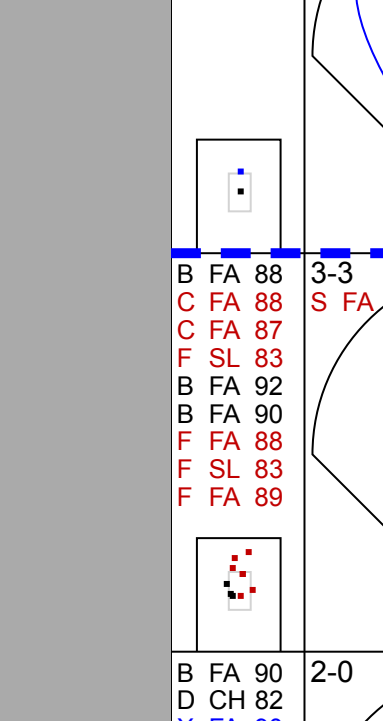

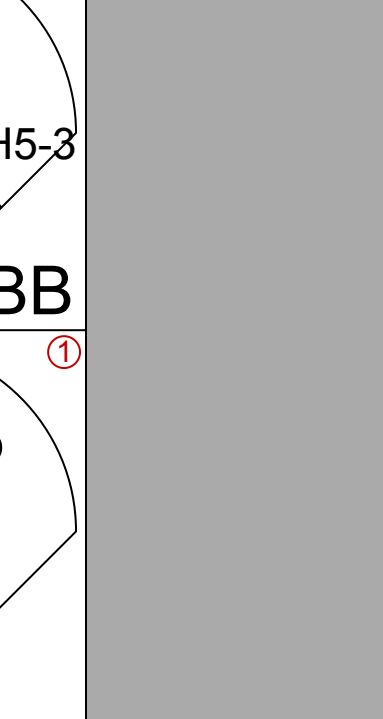
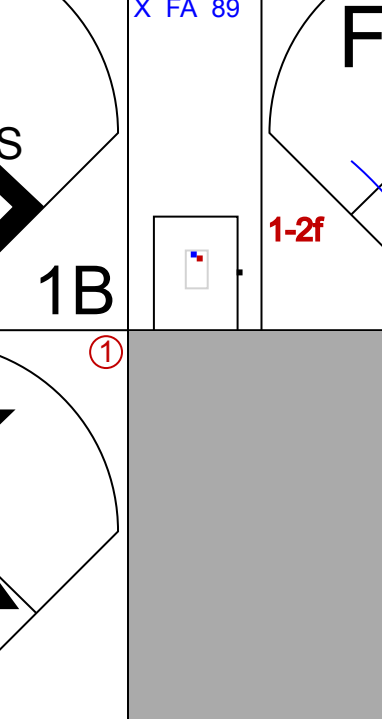
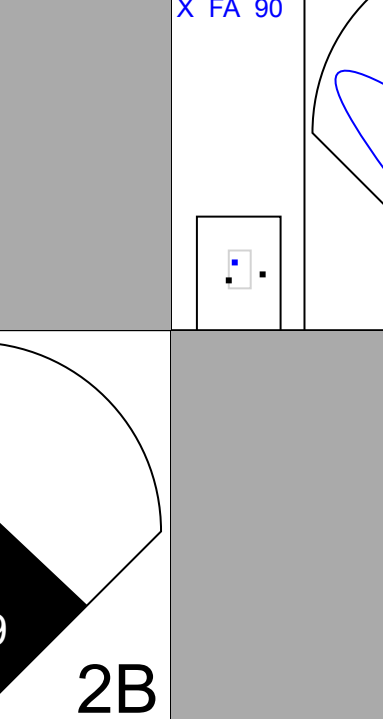
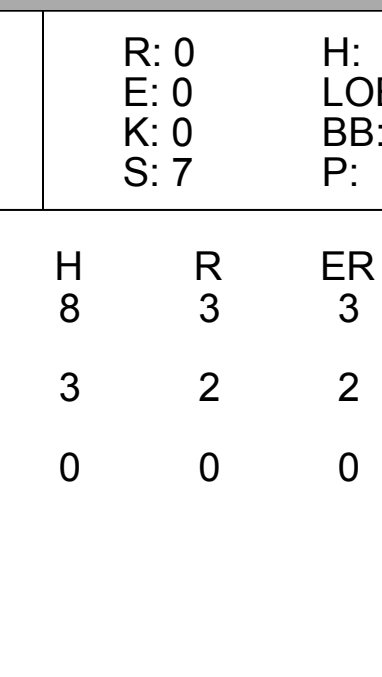
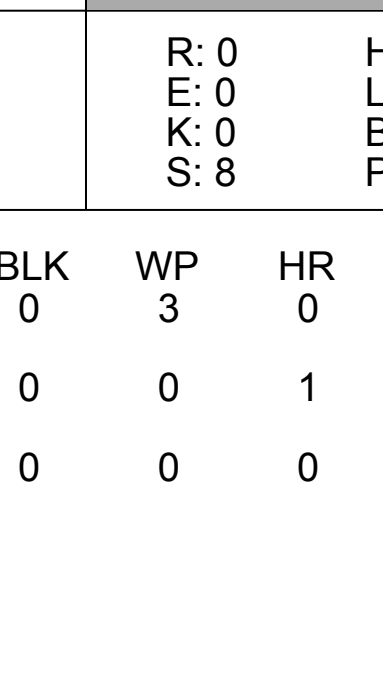
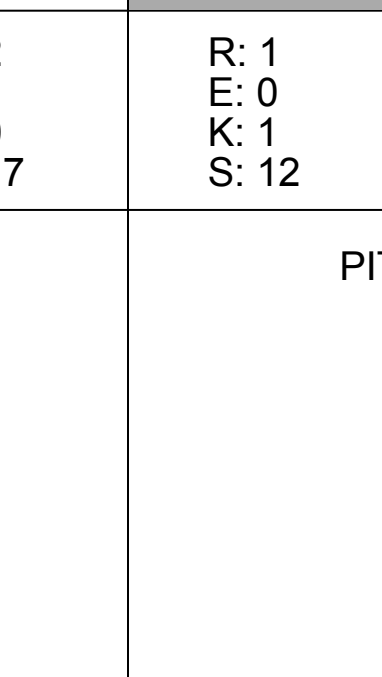
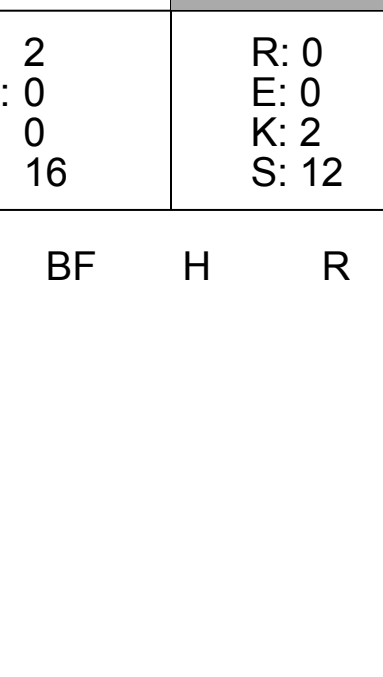
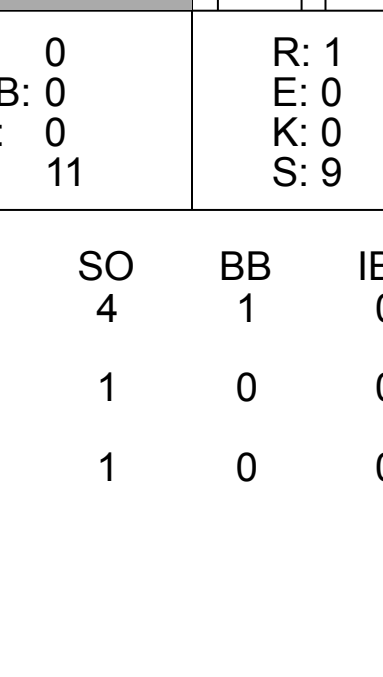
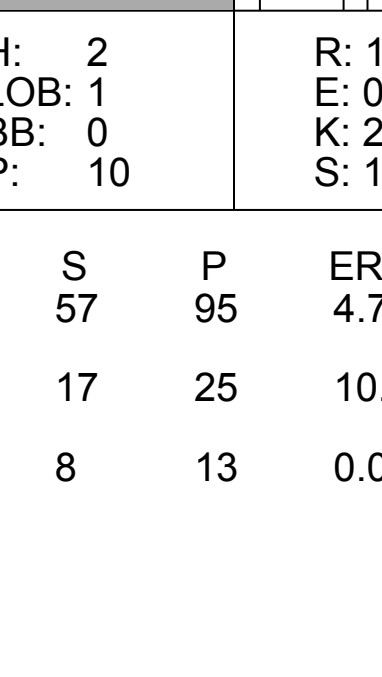
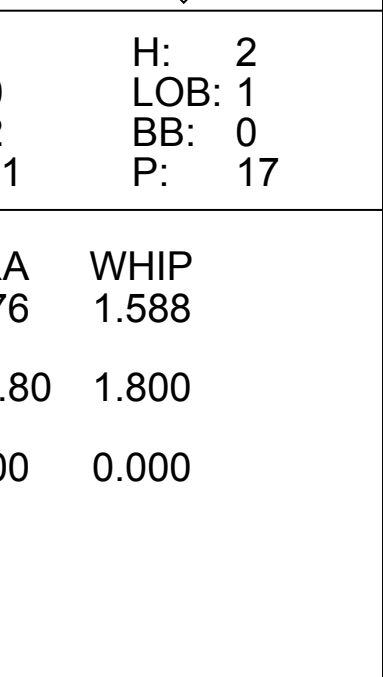
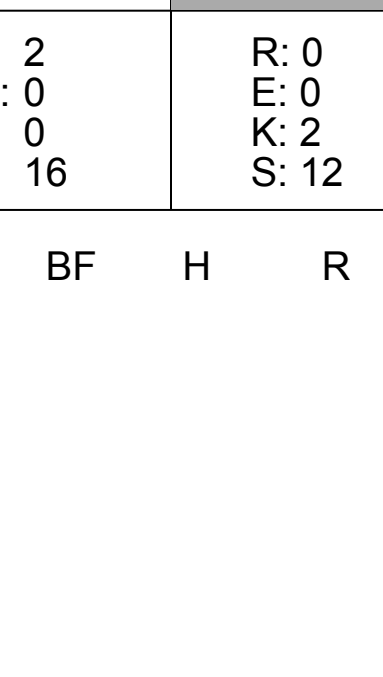


Batter	1	2	3	4	5	6	7	8	9	AB	R	H	RBI	BB	SO	LOB	TOP					
5 Ian Kinsler, R OBP: 0.332, SLG: 0.445										4	0	0	0	0	1	1						
Brad Wilkerson, L OBP: 0.301, SLG: 0.462										4	0	2	0	0	0	0						
10 Michael Young, R OBP: 0.352, SLG: 0.404										4	0	2	0	0	0	1						
Jason Botts, S OBP: 0.200, SLG: 0.250										3	0	1	0	1	0	3						
22 Marlon Byrd, R OBP: 0.377, SLG: 0.469										4	0	0	0	0	2	5						
Nelson Cruz, R OBP: 0.277, SLG: 0.374										4	0	1	0	0	0	2						
25 Jarrod Saltalamacchia, R OBP: 0.318, SLG: 0.393										4	0	0	0	0	2	1						
Adam Melhuse, S OBP: 0.303, SLG: 0.321										4	0	1	0	0	2	1						
Ramón Vázquez, L OBP: 0.318, SLG: 0.418										3	0	0	0	0	0	2						
Inning Stats	R: 0 E: 0 K: 2 S: 13	H: 2 LOB: 2 BB: 0 P: 20	R: 0 E: 0 K: 1 S: 15	H: 1 LOB: 1 BB: 0 P: 25	R: 0 E: 0 K: 0 S: 9	H: 1 LOB: 1 BB: 0 P: 13	R: 0 E: 0 K: 1 S: 11	H: 0 LOB: 0 BB: 0 P: 16	R: 0 E: 0 K: 1 S: 9	H: 0 LOB: 0 BB: 0 P: 12	R: 0 E: 0 K: 0 S: 10	H: 1 LOB: 2 BB: 1 P: 17	R: 0 E: 0 K: 0 S: 7	H: 1 LOB: 1 BB: 0 P: 12	R: 0 E: 0 K: 1 S: 10	H: 1 LOB: 1 BB: 0 P: 15	R: 0 E: 0 K: 1 S: 7	H: 0 LOB: 0 BB: 0 P: 9	1B: 5 2B: 2 3B: 0 HR: 0	SF: 0 SAC: 0 DP: 0 HBP: 0	WP: 0 PB: 0 SB: 1 CS: 0	PA: 35
PITCHER	IP	WLS	BF	H	R	ER	SO	BB	IBB	HBP	BLK	WP	HR	S	P	ERA	WHIP					
37 Jake Westbrook, R ERA: 5.4	6.0	W	24	5	0	0	5	1	0	0	0	0	0	67	103	0.00	1.000					
53 Rafael Perez, L ERA: 2.06	2.0	H	8	2	0	0	1	0	0	0	0	0	0	17	27	0.00	1.000					
49 Edward Mujica, R ERA: 8.38	1.0		3	0	0	0	1	0	0	0	0	0	0	7	9	0.00	0.000					

Texas Rangers @ Cleveland Indians
Jacobs Field, Cleveland, OH
Thu Aug 02 2007, 12:05 PM EDT
Att: 27,250 - Partly Cloudy - 86 F

AB 34
R 0
H 7
RBI 0
BB 1
SO 7
LOB 16



Batter	1	2	3	4	5	6	7	8	9	AB	R	H	RBI	BB	SO	LOB	BOTTOM					
24 Grady Sizemore, L OBP: 0.388, SLG: 0.471										3	0	2	2	0	0	1						
Casey Blake, R OBP: 0.345, SLG: 0.458										3	0	0	1	0	1	3						
41 Victor Martinez, S OBP: 0.378, SLG: 0.525										3	2	1	1	0	0	1						
25 Ryan Garko, R OBP: 0.383, SLG: 0.523										4	0	2	0	0	1	1						
2 Jhonny Peralta, R OBP: 0.351, SLG: 0.452										4	0	1	0	0	2	2						
Jason Michaels, R OBP: 0.321, SLG: 0.429										4	0	1	0	0	0	4						
Kenny Lofton, L OBP: 0.376, SLG: 0.432										4	1	2	1	0	1	1						
Franklin Gutierrez, R OBP: 0.336, SLG: 0.509										3	1	1	0	1	0	3						
29 Josh Barfield, R OBP: 0.280, SLG: 0.330										2	1	1	0	0	1	2						
Inning Stats	R: 0 E: 0 K: 1 S: 12	H: 1 LOB: 1 BB: 0 P: 18	R: 0 E: 0 K: 0 S: 7	H: 0 LOB: 0 BB: 0 P: 11	R: 1 E: 0 K: 0 S: 9	H: 1 LOB: 1 BB: 1 P: 19	R: 0 E: 0 K: 0 S: 8	H: 2 LOB: 1 BB: 0 P: 10	R: 1 E: 0 K: 2 S: 11	H: 2 LOB: 1 BB: 0 P: 17	R: 1 E: 0 K: 1 S: 12	H: 2 LOB: 2 BB: 0 P: 23	R: 2 E: 0 K: 0 S: 11	H: 2 LOB: 0 BB: 0 P: 16	R: 0 E: 0 K: 2 S: 12	H: 1 LOB: 1 BB: 0 P: 19	1B: 7 2B: 3 3B: 0 HR: 1	SF: 2 SAC: 1 DP: 2 HBP: 1	WP: 3 PB: 1 SB: 1 CS: 0	PA: 35		
PITCHER	IP	WLS	BF	H	R	ER	SO	BB	IBB	HBP	BLK	WP	HR	S	P	ERA	WHIP					
13 Kason Gabbard, L ERA: 3.86	1.1		25	8	3	3	4	1	0	0	0	0	1	17	25	10.80	1.800					
58 Wes Littleton, R ERA: 4.57	6.1		8	3	2	2	1	0	0	0	0	0	0	8	13	0.00	0.000					
47 A.J. Murray, L ERA: 7.71	8.1		2	0	0	0	1	0	0	0	0	0	0	8	13	0.00	0.000					

Texas Rangers @ Cleveland Indians
Jacobs Field, Cleveland, OH
Thu Aug 02 2007, 12:05 PM EDT
Att: 27,250 - Partly Cloudy - 86 F

AB 30
R 5
H 11
RBI 5
BB 1
SO 6
LOB 18



Batter	1	2	3	4	5	6	7	8	9	AB	R	H	RBI	BB	SO	LOB	TOP										
24 Grady Sizemore, L (1, 8) OBP: 0.390, SLG: 0.479	F7		HR		L4-6		FC6-4		F7	5	1	3	4	0	0	0	Cleveland Indians @ Minnesota Twins Hubert H. Humphrey Metrodome, Minneapolis, MN Fri Aug 03 2007, 8:10 PM EDT Att: 31,664 - Dome - 70 F livebaseballscorecards.com										
Casey Blake, R (1, 5) OBP: 0.346, SLG: 0.460	K		2B				FC6-4			3	0	1	0	1	1												
41 Victor Martinez, S (1, 2) OBP: 0.376, SLG: 0.523	F7		K		L4-6					4	0	1	0	0	1	3											
25 Ryan Garko, R (1, 3) OBP: 0.379, SLG: 0.516	K		F9							4	0	0	0	0	1	2											
48 Travis Hafner, L (1, 10) OBP: 0.381, SLG: 0.435					F7					2	0	0	0	2	0	0											
2 Jhonny Peralta, R (1, 6) OBP: 0.348, SLG: 0.447	K		K		K					4	0	0	0	0	3	3											
Kenny Lofton, L (1, 7) OBP: 0.372, SLG: 0.426	K		F9							4	1	0	0	0	2	3											
Franklin Gutierrez, R (1, 9) OBP: 0.341, SLG: 0.525			F8							4	2	2	0	0	1	0											
29 Josh Barfield, R (1, 4) OBP: 0.280, SLG: 0.329			HR		K					4	1	1	0	0	2	3											
Inning Stats	R: 0 E: 0 K: 1 S: 9	H: 0 LOB: 0 BB: 0 P: 12	R: 0 E: 0 K: 3 S: 11	H: 0 LOB: 1 BB: 1 P: 17	R: 2 E: 0 K: 1 S: 15	H: 3 LOB: 1 BB: 0 P: 24	R: 0 E: 0 K: 1 S: 8	H: 0 LOB: 0 BB: 0 P: 10	R: 1 E: 0 K: 1 S: 14	H: 2 LOB: 1 BB: 1 P: 24	R: 0 E: 0 K: 1 S: 11	H: 0 LOB: 0 BB: 0 P: 15	R: 2 E: 2 K: 0 S: 14	H: 2 LOB: 2 BB: 0 P: 18	R: 0 E: 0 K: 1 S: 15	H: 1 LOB: 2 BB: 1 P: 26		R: 0 E: 0 K: 2 S: 9	H: 0 LOB: 0 BB: 0 P: 15	1B: 5 2B: 2 3B: 1 HR: 1	SF: 0 SAC: 0 DP: 1 HBP: 0	WP: 1 PB: 0 SB: 1 CS: 0	PA: 37				
PITCHER	IP	WLS	BF	H	R	ER	SO	BB	IBB	HBP	BLK	WP	HR	S	P	ERA	WHIP										
Johan Santana, L (1, 1) ERA: 2.98	6.0	L	26	6	5	3	8	2	0	0	0	1	1	77	113	4.50	1.333										
54 Matt Guerrier, R (7, 1) ERA: 1.74	0.1		1	0	0	0	0	0	0	0	0	0	0	1	2	0.00	0.000										
37 Denny Reyes, L (7, 1) ERA: 3.86	0.0		1	1	0	0	0	0	0	0	0	0	0	1	2	∞	∞										
17 Pat Neshek, R (7, 1) ERA: 2.05	1.2		6	1	0	0	1	1	0	0	0	0	0	18	30	0.00	1.200										
Ramon Ortiz, R (9, 1) ERA: 5.21	1.0		3	0	0	0	2	0	0	0	0	0	0	9	15	0.00	0.000										

Batter	1	2	3	4	5	6	7	8	9	AB	R	H	RBI	BB	SO	LOB	BOTTOM										
Jason Tyner, L (1, 7) OBP: 0.324, SLG: 0.354	K		G6-3		G5-3				G4-3	4	0	0	0	1	1	2	Cleveland Indians @ Minnesota Twins Hubert H. Humphrey Metrodome, Minneapolis, MN Fri Aug 03 2007, 8:10 PM EDT Att: 31,664 - Dome - 70 F livebaseballscorecards.com										
Jason Bartlett, R (1, 6) OBP: 0.327, SLG: 0.332	G5-3		G5-3		1B		K			4	0	1	0	0	1	2											
7 Joe Mauer, L (1, 2) OBP: 0.387, SLG: 0.441	K				F7		L6			4	0	1	0	0	1	1											
5 Michael Cuddyer, R (1, 9) OBP: 0.374, SLG: 0.454			HR		2B		K2-3		K	4	1	2	0	0	2	2											
33 Justin Morneau, L (1, 3) OBP: 0.359, SLG: 0.567	G6-3				P3		G4-3		F7	4	0	0	0	0	0	2											
Torii Hunter, R (1, 8) OBP: 0.336, SLG: 0.540									P6	3	0	2	1	1	0	0											
55 Mike Redmond, R (1, 10) OBP: 0.329, SLG: 0.346	CS		G4-3		IBB		G6-3		E5	3	1	1	0	1	0	1											
8 Nick Punto, S (1, 5) OBP: 0.298, SLG: 0.272			G4-3				F9		F9	3	0	0	0	0	0	4											
Brian Buscher, L (9, PH) OBP: 0.333, SLG: 0.286			G4-3		P3					1	0	0	0	0	0	1											
25 Alexi Casilla, S (1, 4) OBP: 0.278, SLG: 0.283			G6-3						F7	3	0	1	1	0	1	0											
16 Jason Kubel, L (9, PH) OBP: 0.297, SLG: 0.402							K			1	0	0	0	0	0	1											
Inning Stats	R: 0 E: 0 K: 2 S: 10	H: 2 LOB: 0 BB: 0 P: 12	R: 0 E: 0 K: 0 S: 6	H: 2 LOB: 0 BB: 0 P: 10	R: 1 E: 0 K: 0 S: 15	H: 2 LOB: 1 BB: 0 P: 23	R: 1 E: 0 K: 0 S: 11	H: 2 LOB: 2 BB: 1 P: 20	R: 0 E: 0 K: 1 S: 13	H: 2 LOB: 1 BB: 0 P: 20	R: 0 E: 0 K: 0 S: 9	H: 0 LOB: 1 BB: 1 P: 15	R: 0 E: 0 K: 2 S: 12	H: 0 LOB: 0 BB: 0 P: 17	R: 0 E: 0 K: 1 S: 14	H: 0 LOB: 1 BB: 0 P: 19	1B: 6 2B: 2 3B: 0 HR: 0	SF: 0 SAC: 0 DP: 1 HBP: 0	WP: 1 PB: 0 SB: 0 CS: 1	PA: 38							
PITCHER	IP	WLS	BF	H	R	ER	SO	BB	IBB	HBP	BLK	WP	HR	S	P	ERA	WHIP										
CC Sabathia, L (1, 1) ERA: 3.58	6.0		26	8	2	2	3	1	1	0	0	0	0	68	107	3.00	1.500										
Aaron Fultz, L (7, 1) ERA: 1.69	0.1	H	2	0	0	0	1	1	0	0	0	0	0	4	10	0.00	3.000										
63 Rafael Betancourt, R (7, 1) ERA: 1.39	1.2	H	5	0	0	0	2	0	0	0	0	0	0	17	22	0.00	0.000										
47 Joe Borowski, R (9, 1) ERA: 4.85	1.0	S	4	0	0	0	0	0	0	0	0	0	0	14	19	0.00	0.000										



Batter	1	2	3	4	5	6	7	8	9	AB	R	H	RBI	BB	SO	LOB	TOP				
24 Grady Sizemore, L OBP: 0.385, SLG: 0.470	G3		K			G3		G3	K	5	0	1	0	0	2	0	Cleveland Indians @ Minnesota Twins Hubert H. Humphrey Metrodome, Minneapolis, MN Mon Aug 06 2007, 8:10 PM EDT Att: 28,314 - Dome - 70 F livebaseballscorecards.com				
Kenny Lofton, L OBP: 0.375, SLG: 0.423	K				G5-3	F9		FC4-2	K	4	1	2	0	0	1	0					
41 Victor Martinez, S OBP: 0.375, SLG: 0.517	G3				48 G5-3			FC4-6	K	2	2	0	0	2	1	0					
48 Travis Hafner, L OBP: 0.381, SLG: 0.438	K				48 G5-3			FC4-2	K	4	1	1	1	0	1	5					
Casey Blake, R OBP: 0.343, SLG: 0.454	F8				48 G5-3			FC4-6	K	4	0	1	2	0	1	2					
2 Jhonny Peralta, R OBP: 0.350, SLG: 0.447					48 G5-3			FC4-6	K	4	0	3	1	0	0	1					
Franklin Gutierrez, R OBP: 0.336, SLG: 0.512	K				48 G5-3			FC4-6	K	4	0	1	0	0	2	3					
10 Kelly Shoppach, R OBP: 0.336, SLG: 0.464					48 G5-3			FC4-6	K	4	0	0	0	0	0	2					
29 Josh Barfield, R OBP: 0.273, SLG: 0.320					48 G5-3			FC4-6	K	4	0	0	0	0	0	2					
Inning Stats	R: 0 E: 0 K: 1 S: 8	H: 0 LOB: 0 BB: 0 P: 12	R: 0 E: 0 K: 2 S: 12	H: 1 LOB: 1 BB: 0 P: 18	R: 0 E: 0 K: 1 S: 9	H: 0 LOB: 0 BB: 0 P: 12	R: 1 E: 0 K: 0 S: 12	H: 2 LOB: 1 BB: 1 P: 18	R: 0 E: 0 K: 1 S: 5	H: 0 LOB: 0 BB: 0 P: 6	R: 1 E: 0 K: 1 S: 15	H: 3 LOB: 2 BB: 0 P: 19	R: 2 E: 0 K: 1 S: 16	H: 3 LOB: 2 BB: 1 P: 30	R: 0 E: 0 K: 1 S: 11	H: 0 LOB: 0 BB: 0 P: 15	1B: 8 2B: 0 3B: 0 HR: 1	SF: 0 SAC: 0 DP: 1 HBP: 0	WP: 0 PB: 0 CS: 0	PA: 37	
PITCHER	IP	WLS	BF	H	R	ER	SO	BB	IBB	HBP	BLK	WP	HR	S	P	ERA	WHIP				
Carlos Silva, R ERA: 4.51	7.0	L	27	6	2	2	6	1	0	0	0	0	1	69	97	2.57	1.000				
37 Denrys Reyes, L ERA: 4.44	0.0		3	2	2	2	0	1	0	0	0	0	0	5	11	∞	∞				
17 Pat Neshek, R ERA: 2.01	1.0		4	1	0	0	1	0	0	0	0	0	0	11	19	0.00	1.000				
Juan Rincon, R ERA: 6.05	1.0		3	0	0	0	1	0	0	0	0	0	0	11	15	0.00	0.000				

Batter	1	2	3	4	5	6	7	8	9	AB	R	H	RBI	BB	SO	LOB	BOTTOM					
Jason Tyner, L OBP: 0.324, SLG: 0.347	G4-3		G3			F9		G4-3		4	0	0	0	0	0	2	Cleveland Indians @ Minnesota Twins Hubert H. Humphrey Metrodome, Minneapolis, MN Mon Aug 06 2007, 8:10 PM EDT Att: 28,314 - Dome - 70 F livebaseballscorecards.com					
25 Alexi Casilla, S OBP: 0.250, SLG: 0.270	F7				F8			G3		4	0	0	0	0	0	0						
7 Joe Mauer, L OBP: 0.394, SLG: 0.441	G4-3				G4-3			G3-6-3		3	0	1	0	1	0	0						
5 Michael Cuddyer, R OBP: 0.367, SLG: 0.445					F8			G3-6-3		4	0	0	0	0	0	2						
33 Justin Morneau, L OBP: 0.351, SLG: 0.553	F8				G4-3			G3-6-3		3	0	0	0	0	0	1						
Torii Hunter, R OBP: 0.333, SLG: 0.534	K				G4-3			G3-6-3		3	0	1	0	0	1	1						
16 Jason Kubel, L OBP: 0.306, SLG: 0.409					L9			F9		3	0	1	0	0	0	1						
Brian Buscher, L OBP: 0.292, SLG: 0.227					G4-3			G4-3		3	0	0	0	0	0	2						
8 Nick Punto, S OBP: 0.298, SLG: 0.271					G4-3			G1-3		3	0	1	0	0	0	1						
Inning Stats	R: 0 E: 0 K: 0 S: 5	H: 0 LOB: 0 BB: 0 P: 7	R: 0 E: 0 K: 1 S: 7	H: 0 LOB: 0 BB: 0 P: 11	R: 0 E: 0 K: 0 S: 8	H: 1 LOB: 1 BB: 0 P: 13	R: 0 E: 0 K: 0 S: 6	H: 0 LOB: 0 BB: 0 P: 8	R: 0 E: 0 K: 0 S: 8	H: 1 LOB: 1 BB: 0 P: 12	R: 0 E: 0 K: 0 S: 4	H: 0 LOB: 0 BB: 0 P: 6	R: 0 E: 0 K: 0 S: 4	H: 0 LOB: 1 BB: 1 P: 10	R: 0 E: 0 K: 0 S: 14	H: 1 LOB: 1 BB: 0 P: 19	R: 0 E: 0 K: 0 S: 9	H: 1 LOB: 0 BB: 0 P: 13	1B: 3 2B: 1 3B: 0 HR: 0	SF: 0 SAC: 0 DP: 1 HBP: 0	WP: 0 PB: 0 CS: 0	PA: 31
PITCHER	IP	WLS	BF	H	R	ER	SO	BB	IBB	HBP	BLK	WP	HR	S	P	ERA	WHIP					
Paul Byrd, R ERA: 4.13	9.0	W	31	4	0	0	1	1	0	0	0	0	0	65	99	0.00	0.556					



Batter	1	2	3	4	5	6	7	8	9	AB	R	H	RBI	BB	SO	LOB	TOP									
24 Grady Sizemore, L OBP: 0.384, SLG: 0.468	G4-3		K					F9		4	0	1	2	0	1	1	Cleveland Indians @ Chicago White Sox U.S. Cellular Field, Chicago, IL Tue Aug 07 2007, 8:11 PM EDT Att: 32,315 - Partly Cloudy - 89 F									
Casey Blake, R OBP: 0.342, SLG: 0.452	G5-3		F7					48 1B		4	0	1	0	0	1	2										
41 Victor Martinez, S OBP: 0.372, SLG: 0.512	G6-3			P3		L7		F9		4	0	0	0	0	0	1										
48 Travis Hafner, L OBP: 0.382, SLG: 0.441		F9		K				1B		4	0	2	0	0	1	0										
25 Ryan Garko, R OBP: 0.375, SLG: 0.509			K		F8			1B		4	0	0	0	0	2	3										
2 Jhonny Peralta, R OBP: 0.351, SLG: 0.446										3	1	1	0	0	1	1										
Franklin Gutierrez, R OBP: 0.333, SLG: 0.504										4	0	1	0	0	2	2										
Jason Michaels, R OBP: 0.323, SLG: 0.434										2	1	1	0	0	1	0										
Kenny Lofton, L OBP: 0.373, SLG: 0.420										2	0	0	0	0	1	1										
29 Josh Barfield, R OBP: 0.273, SLG: 0.318										3	0	0	0	1	0	3										
Inning Stats	R: 0 E: 0 K: 0 S: 11	H: 0 LOB: 0 BB: 0 P: 17	R: 0 E: 0 K: 1 S: 6	H: 0 LOB: 1 BB: 0 P: 12	R: 0 E: 0 K: 2 S: 11	H: 0 LOB: 1 BB: 1 P: 18	R: 0 E: 0 K: 1 S: 8	H: 0 LOB: 0 BB: 0 P: 13	R: 2 E: 0 K: 2 S: 17	H: 3 LOB: 1 BB: 0 P: 20	R: 0 E: 0 K: 2 S: 12	H: 1 LOB: 1 BB: 0 P: 19	R: 0 E: 0 K: 1 S: 6	H: 0 LOB: 0 BB: 0 P: 8	R: 0 E: 0 K: 0 S: 13	H: 2 LOB: 2 BB: 0 P: 18	R: 0 E: 0 K: 1 S: 10	H: 1 LOB: 1 BB: 0 P: 16	1B: 5 2B: 2 3B: 0 HR: 0	SF: 0 SAC: 0 DP: 0 HBP: 1	WP: 0 PB: 0 SB: 1 CS: 0	PA: 36				
PITCHER	IP	WLS	BF	H	R	ER	SO	BB	IBB	HBP	BLK	WP	HR	S	P	ERA	WHIP									
50 John Danks, L ERA: 4.88	(1, 1)	6.0	L	24	4	2	2	8	1	0	1	0	0	0	65	99	3.00	0.833								
43 Ehren Wassermann, R ERA: 4.32	(7, 1)	1.0		3	0	0	0	1	0	0	0	0	0	0	6	8	0.00	0.000								
57 Boone Logan, L ERA: 4.72	(8, 1)	0.2		4	2	0	0	0	0	0	0	0	0	12	17	0.00	3.000									
Ryan Bukvich, R ERA: 3.52	(8, 1)	0.2		3	1	0	0	0	0	0	0	0	0	6	11	0.00	1.500									
37 Matt Thornton, L ERA: 5.14	(9, 1)	0.2		2	0	0	0	1	0	0	0	0	0	5	6	0.00	0.000									

Batter	1	2	3	4	5	6	7	8	9	AB	R	H	RBI	BB	SO	LOB	BOTTOM								
7 Jerry Owens, L OBP: 0.296, SLG: 0.291	22 G6-3 14 SF9 22 S		K							4	1	1	0	0	3	0	Cleveland Indians @ Chicago White Sox U.S. Cellular Field, Chicago, IL Tue Aug 07 2007, 8:11 PM EDT Att: 32,315 - Partly Cloudy - 89 F								
22 Josh Fields, R OBP: 0.299, SLG: 0.416	G6-3		F7							3	0	0	0	0	1										
25 Jim Thome, L OBP: 0.428, SLG: 0.516					K					3	0	0	0	0	1	1									
14 Paul Konerko, R OBP: 0.359, SLG: 0.510	SF9				F9					2	0	0	1	1	1	0									
12 A.J. Pierzynski, L OBP: 0.313, SLG: 0.398	F9				G3-1					4	0	0	0	0	0	3									
23 Jermaine Dye, R OBP: 0.297, SLG: 0.490										3	0	0	0	0	0	0									
Scott Podsednik, L OBP: 0.336, SLG: 0.388	G4-3									3	0	1	0	0	0	0									
5 Juan Uribe, R OBP: 0.266, SLG: 0.338										2	0	0	0	0	0	1									
Darin Erstad, L OBP: 0.322, SLG: 0.349										1	0	0	0	0	1	0									
8 Alex Cintron, S OBP: 0.268, SLG: 0.278										0	0	0	0	0	0	0									
1 Danny Richar, L OBP: 0.321, SLG: 0.333										3	0	0	0	0	0	1									
Inning Stats	R: 1 E: 0 K: 0 S: 9	H: 1 LOB: 1 BB: 0 P: 16	R: 0 E: 0 K: 0 S: 6	H: 0 LOB: 0 BB: 0 P: 11	R: 0 E: 0 K: 1 S: 9	H: 0 LOB: 0 BB: 0 P: 12	R: 0 E: 0 K: 1 S: 7	H: 0 LOB: 0 BB: 0 P: 12	R: 0 E: 0 K: 1 S: 12	H: 1 LOB: 1 BB: 0 P: 18	R: 0 E: 0 K: 1 S: 8	H: 0 LOB: 0 BB: 0 P: 13	R: 0 E: 0 K: 1 S: 6	H: 0 LOB: 0 BB: 0 P: 9	R: 0 E: 0 K: 1 S: 8	H: 0 LOB: 0 BB: 0 P: 12	R: 0 E: 0 K: 1 S: 12	H: 0 LOB: 2 BB: 1 P: 20	1B: 2 2B: 0 3B: 0 HR: 0	SF: 1 SAC: 1 DP: 0 HBP: 1	WP: 0 PB: 1 SB: 2 CS: 0	PA: 32			
PITCHER	IP	WLS	BF	H	R	ER	SO	BB	IBB	HBP	BLK	WP	HR	S	P	ERA	WHIP								
37 Jake Westbrook, R ERA: 5.0	(1, 1)	8.0		27	2	1	1	5	0	0	1	0	0	65	103	1.12	0.250								
47 Joe Borowski, R ERA: 4.74	(9, 1)	1.0	S	5	0	0	0	1	1	0	0	0	0	12	20	0.00	1.000								

AB 34
R 2
H 7
RBI 2
BB 1
SO 10
LOB 14



AB 28
R 1
H 2
RBI 1
BB 1
SO 6
LOB 7



Batter	1	2	3	4	5	6	7	8	9	10	11	12	13	AB	R	H	RBI	BB	SO	LOB	TOP				
24 Grady Sizemore, L OBP: 0.362, SLG: 0.464			L6			K	F7			FC4-6 1B		P2		6	0	1	0	0	2	4					
Kenny Lofton, L OBP: 0.370, SLG: 0.416	F8		G3-1			1B 2B				F8	FC4-6 1B	E6		6	1	1	0	0	0	2					
41 Victor Martinez, S OBP: 0.371, SLG: 0.508	P5			G3		F8				FC5-4 1B		G3		5	0	1	0	1	0	3					
48 Travis Hafner, L OBP: 0.380, SLG: 0.438		K								FC5-4 2WP 1B				2	0	0	0	0	1	0					
Jason Michaels, R OBP: 0.322, SLG: 0.431				F8		1B								4	0	1	1	0	1	3					
2 Jhonny Peralta, R OBP: 0.351, SLG: 0.452		HR		L6										6	1	2	2	0	0	3					
Casey Blake, R OBP: 0.342, SLG: 0.453						K	P6			G5-3				6	0	2	0	0	1	2					
Trot Nixon, L OBP: 0.347, SLG: 0.347			F8							G6-3				3	0	0	0	0	0	1					
Franklin Gutierrez, R OBP: 0.326, SLG: 0.492														3	0	0	0	0	0	1					
25 Ryan Garko, R OBP: 0.376, SLG: 0.508			P3							G1-3				5	0	2	0	0	1	1					
29 Josh Barfield, R OBP: 0.273, SLG: 0.310														0	1	0	0	0	0	0					
13 Adrobal Cabrera, S OBP: 0.252, SLG: 0.310			G4-3									SH3-4 1B		3	1	0	0	0	1	1					
						HBP																			
Inning Stats	R: 0 E: 0 K: 1 S: 8	H: 0 LOB: 0 BB: 0 P: 14	R: 1 E: 0 K: 1 S: 10	H: 2 LOB: 1 BB: 0 P: 19	R: 0 E: 0 K: 0 S: 6	H: 0 LOB: 0 BB: 0 P: 9	R: 0 E: 0 K: 2 S: 10	H: 0 LOB: 0 BB: 0 P: 17	R: 2 E: 0 K: 1 S: 16	H: 3 LOB: 2 BB: 0 P: 20	R: 0 E: 0 K: 0 S: 8	H: 1 LOB: 1 BB: 0 P: 13	R: 0 E: 0 K: 0 S: 5	H: 1 LOB: 2 BB: 1 P: 16	R: 0 E: 0 K: 0 S: 12	H: 0 LOB: 0 BB: 0 P: 20	R: 1 E: 1 K: 0 S: 12	H: 1 LOB: 1 BB: 0 P: 16	R: 0 E: 0 K: 2 S: 8	H: 1 LOB: 1 BB: 0 P: 14	1B: 8 2B: 1 3B: 0 HR: 1	SF: 0 SAC: 1 DP: 0 HBP: 1	WP: 1 PB: 0 SB: 1 CS: 0	PA: 52	
PITCHER	IP 7.0	WLS 28	BF 28	H 6	R 3	ER 3	SO 5	BB 0	IBB 0	HBP 1	BLK 0	WP 0	HR 1	S 64	P 101	ERA 3.86	WHIP 0.857								
Jon Garland, R ERA: 4.56																									
57 Boone Logan, L ERA: 4.67	0.1	2	1	0	0	0	0	0	0	0	0	0	0	4	6	0.00	3.000								
Ryan Bukvich, R ERA: 3.42	0.2	2	0	0	0	1	0	0	0	0	0	1	0	6	11	0.00	0.000								
45 Bobby Jenks, R ERA: 3.04	1.0	3	0	0	0	0	0	0	0	0	0	0	0	5	9	0.00	0.000								
37 Matt Thornton, L ERA: 5.05	0.2	4	1	0	0	1	0	1	0	0	0	0	0	7	12	0.00	1.500								

Cleveland Indians @ Chicago White Sox
U.S. Cellular Field, Chicago, IL
Wed Aug 08 2007, 8:11 PM EDT
Att. 33,147 - Clear - 75 F

AB 49
R 4
H 10
RBI 3
BB 1
SO 11
LOB 19

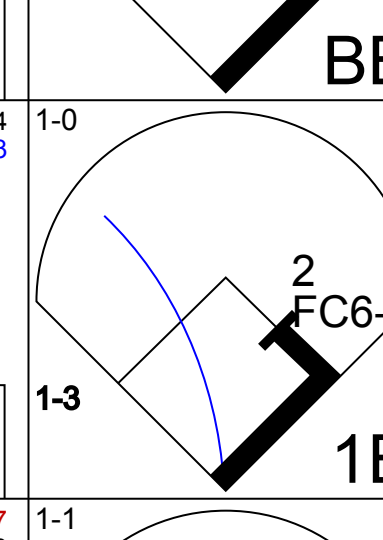

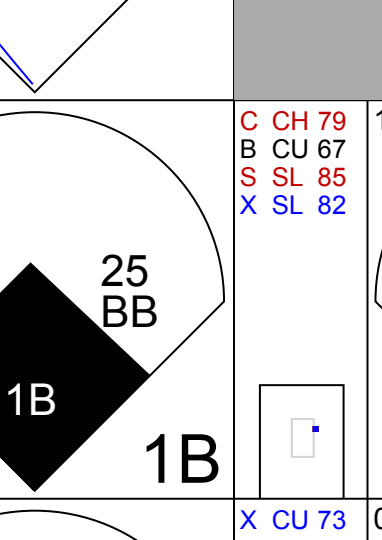
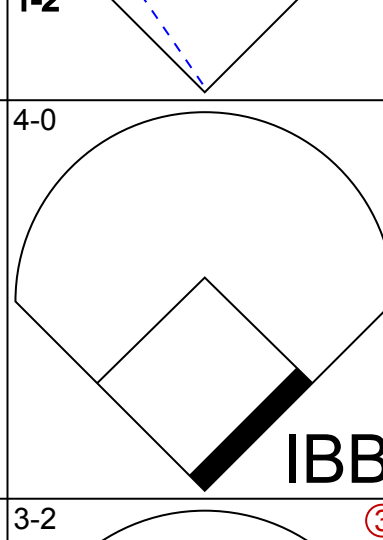
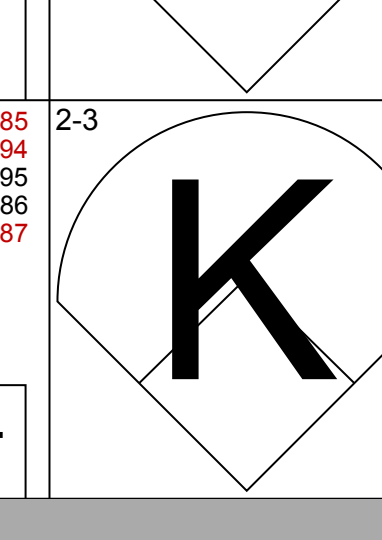
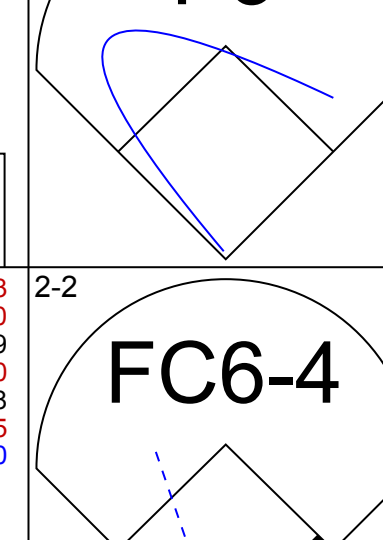

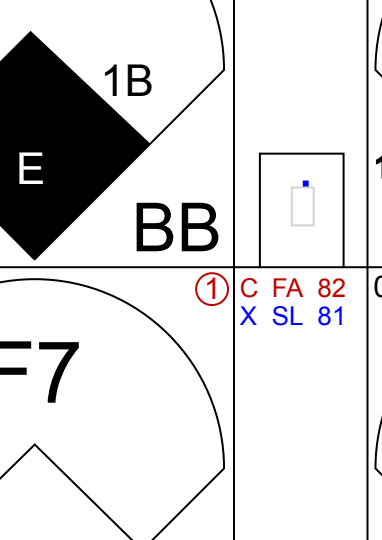
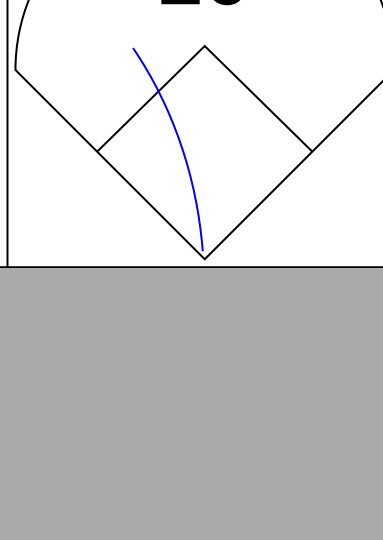


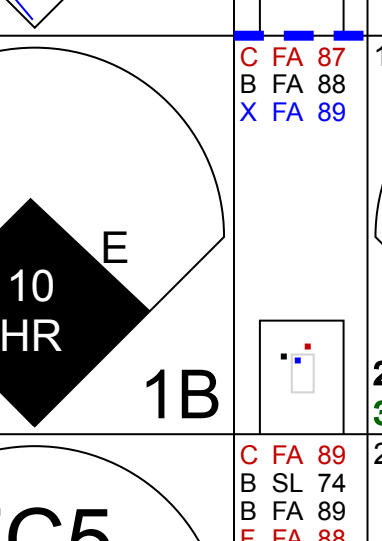
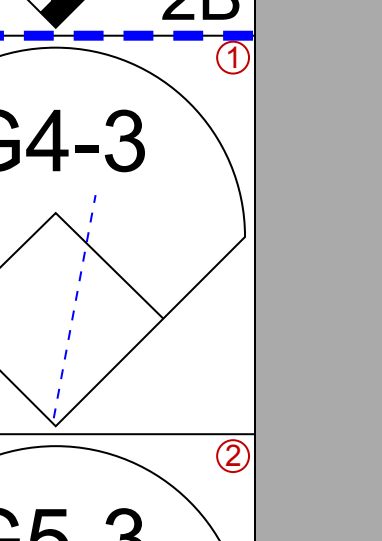


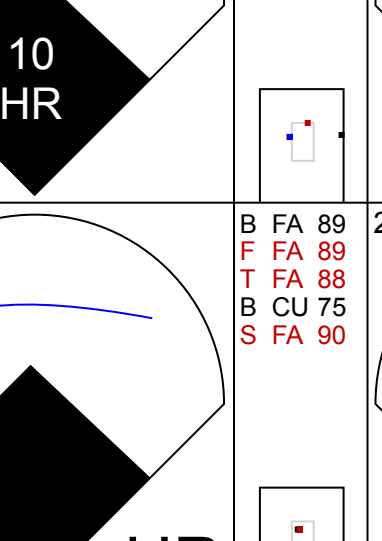
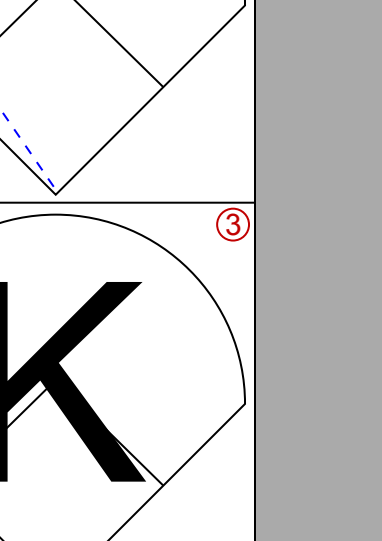

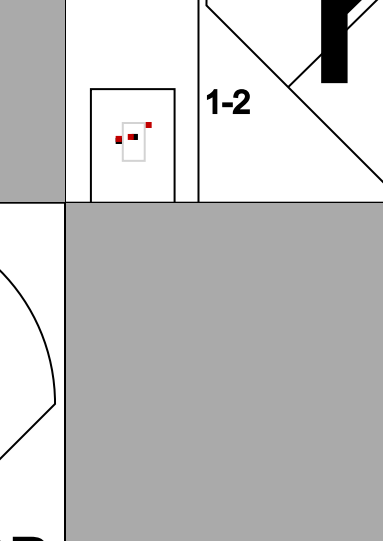
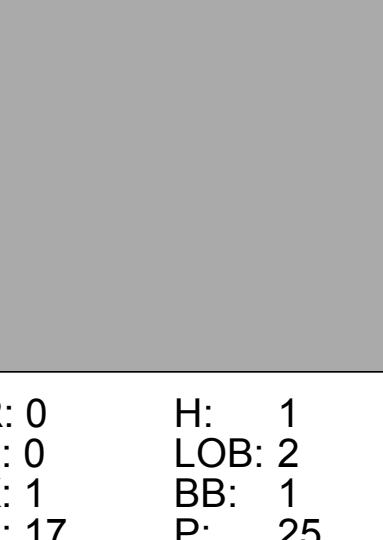
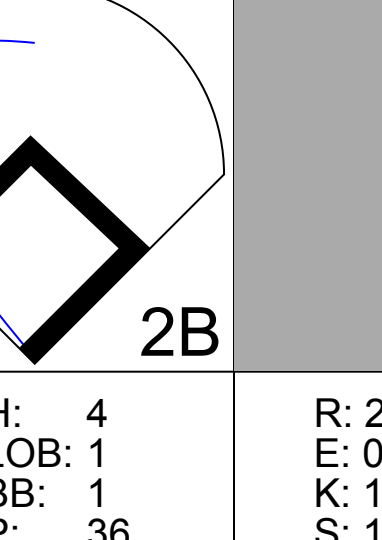
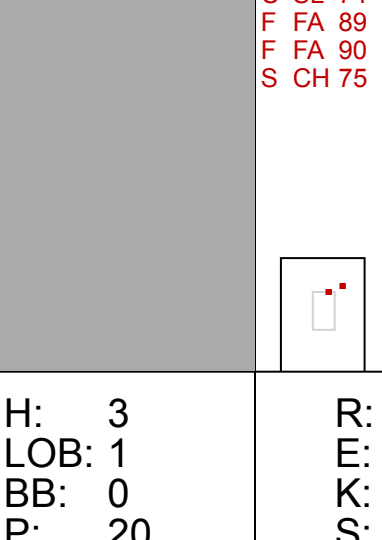
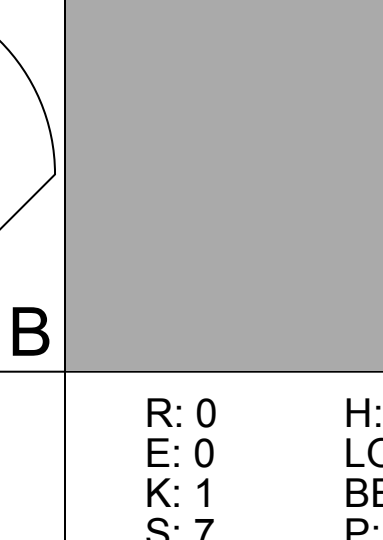

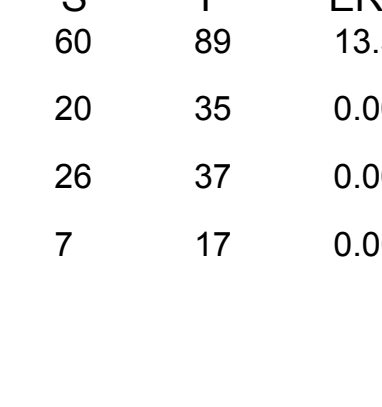


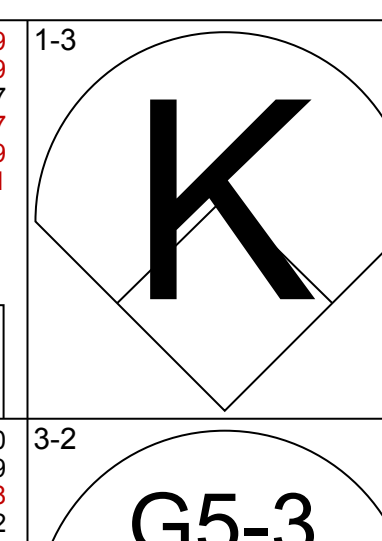
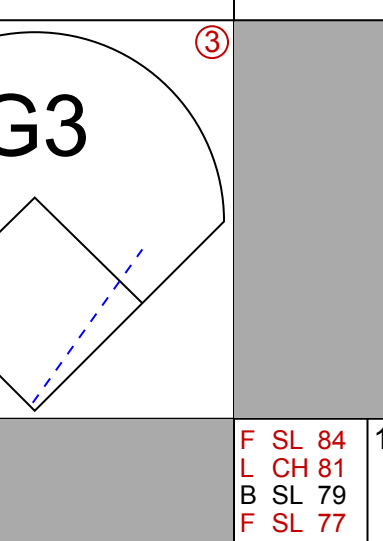
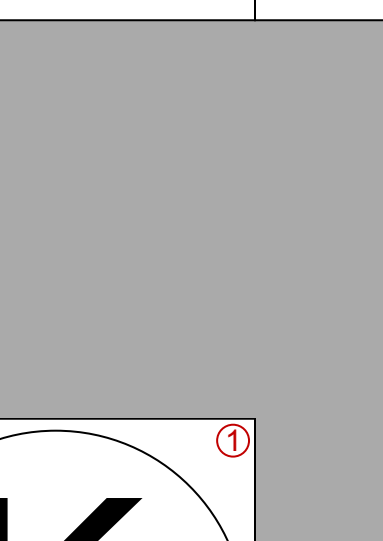

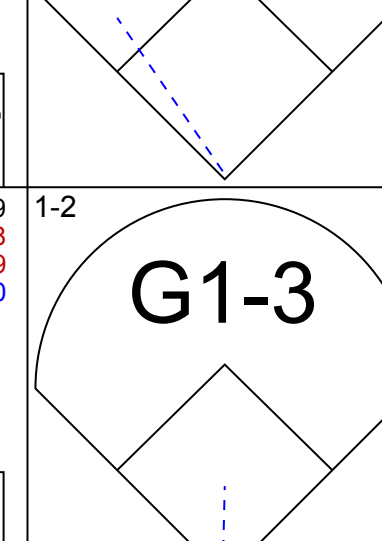
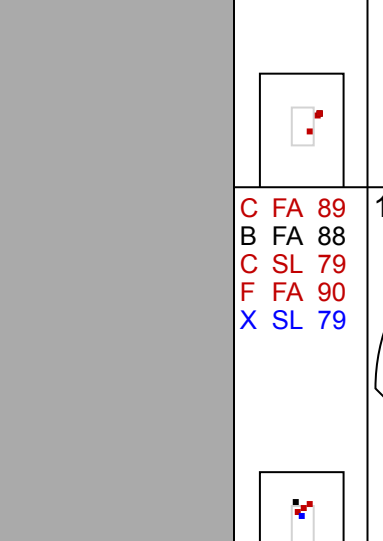
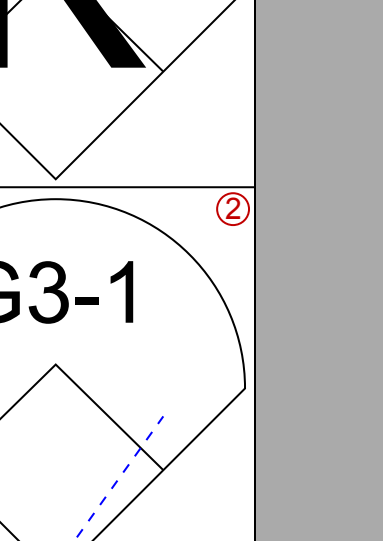
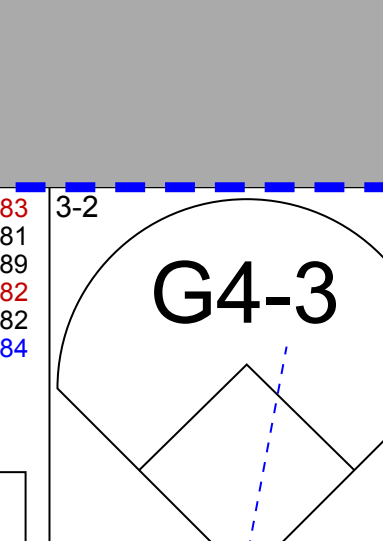
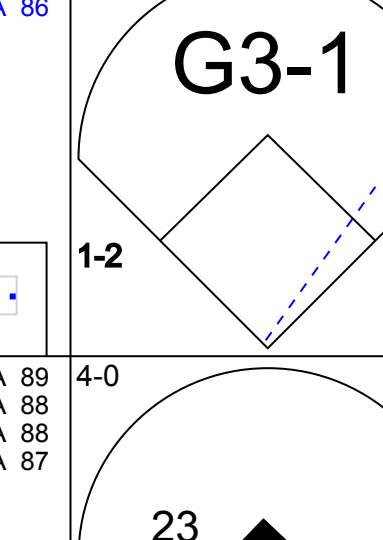
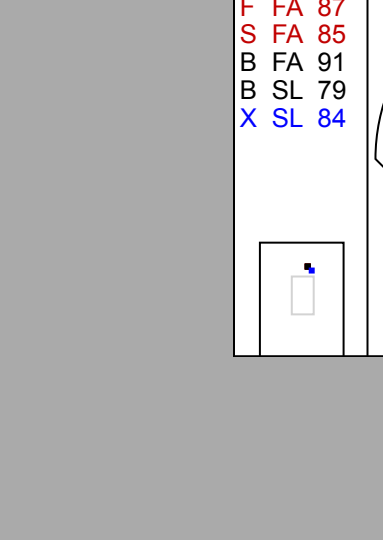
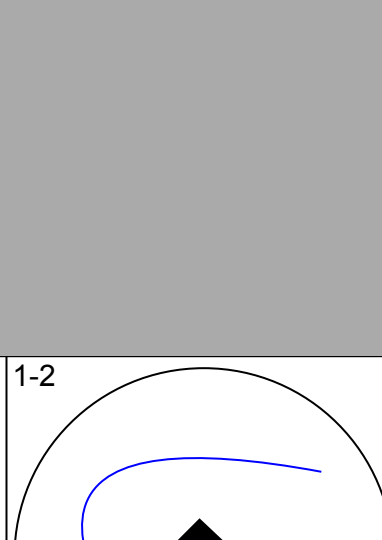
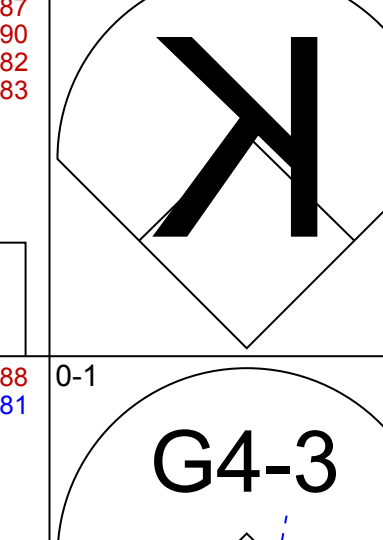


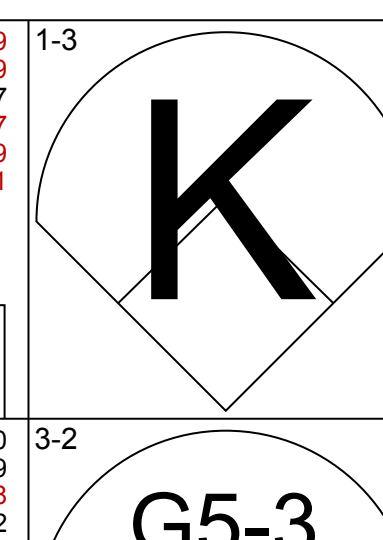
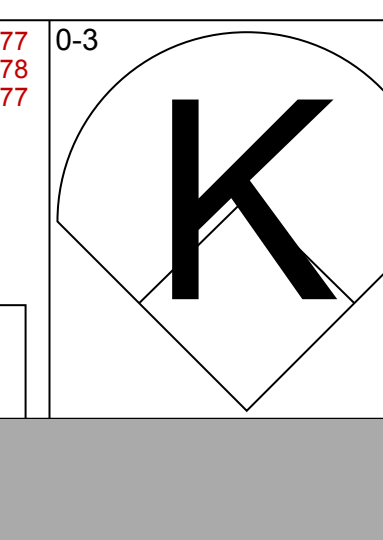
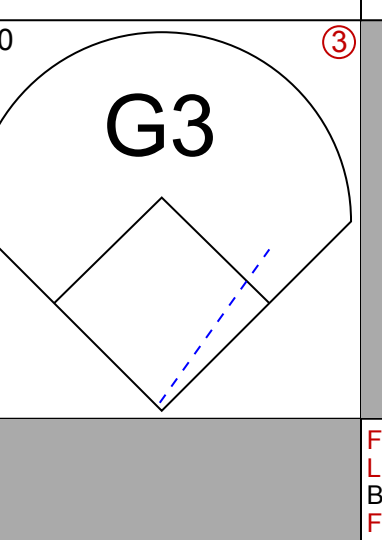
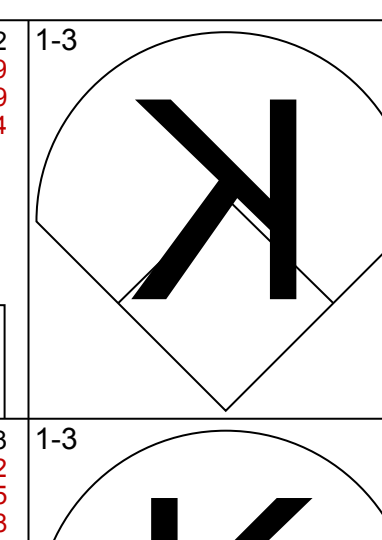
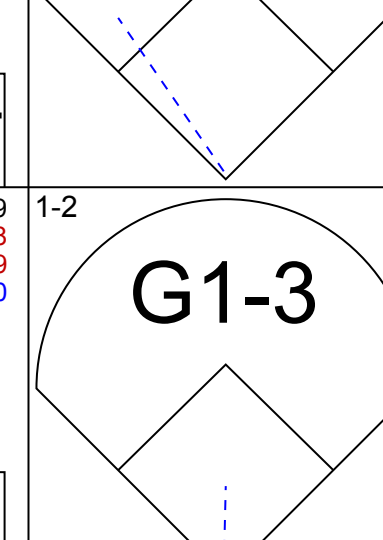
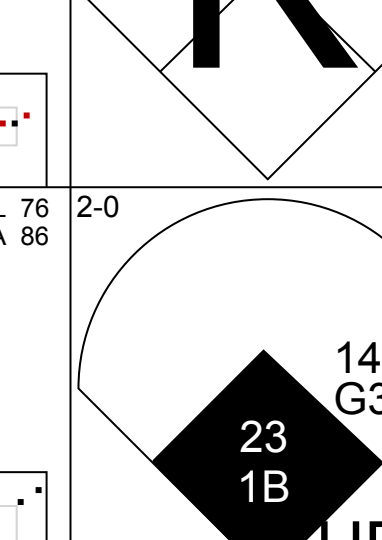
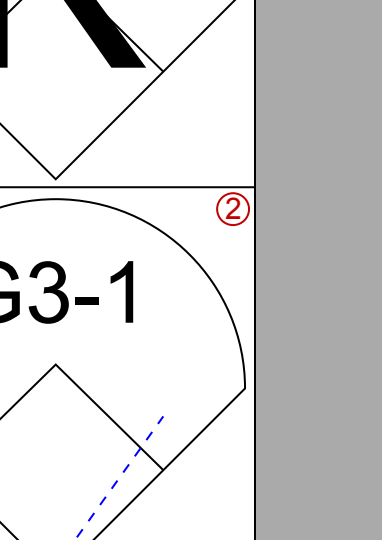
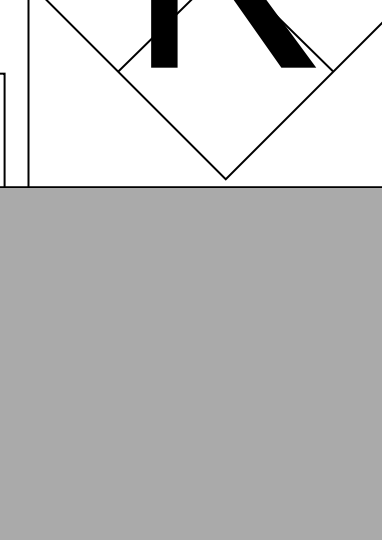

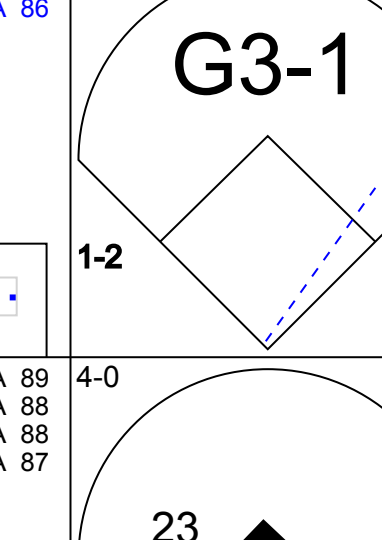
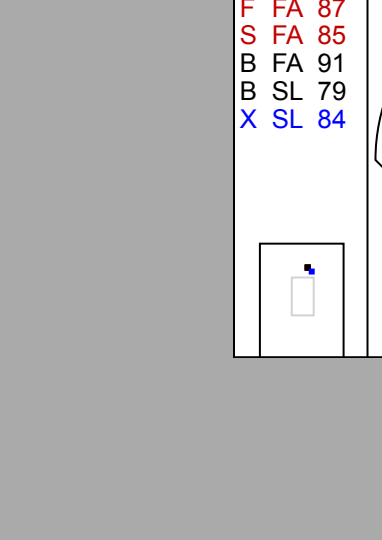
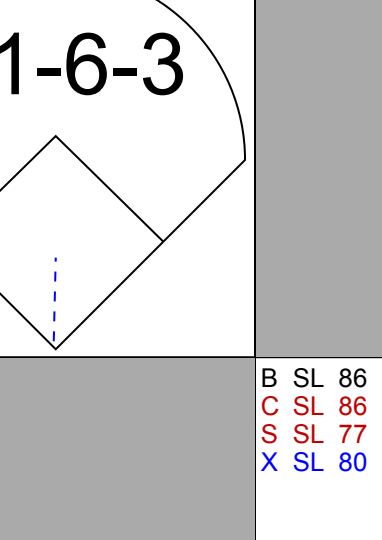
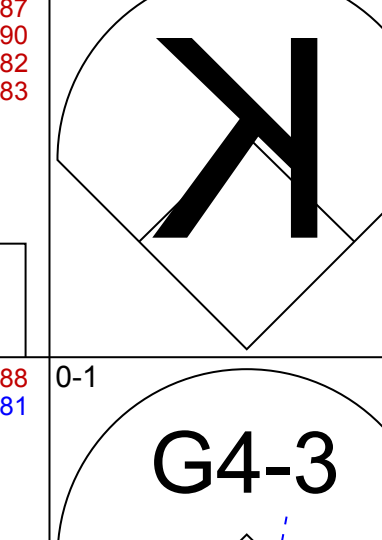
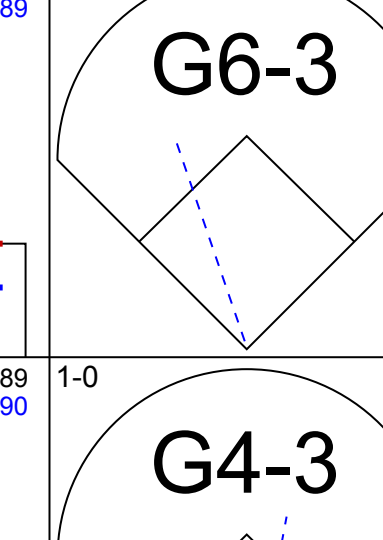
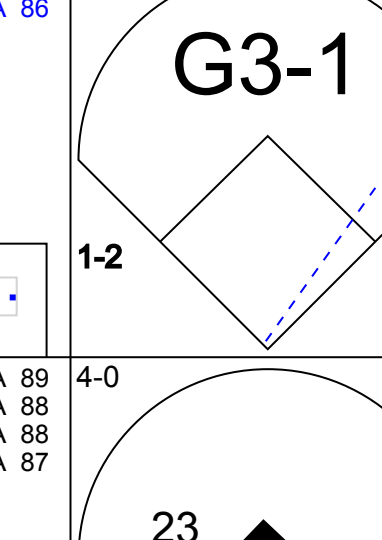
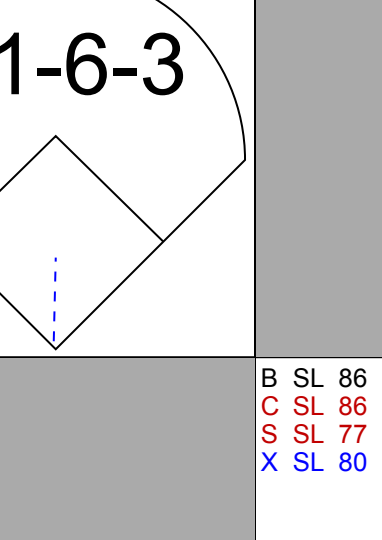
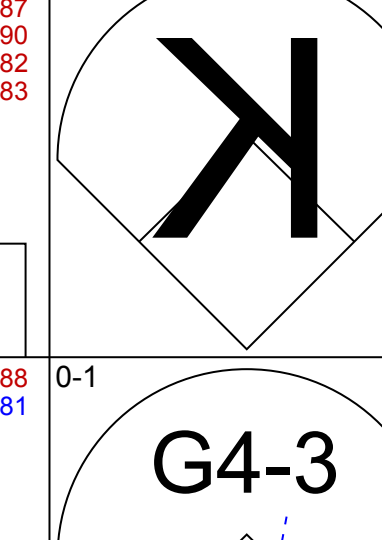

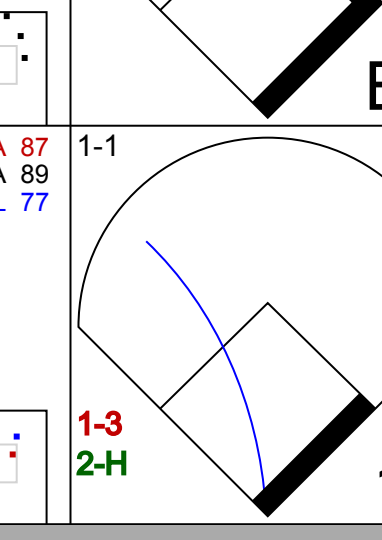

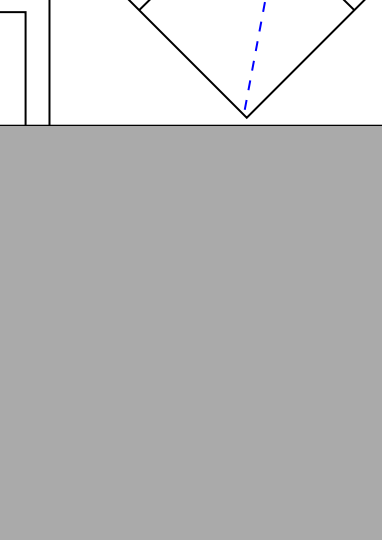


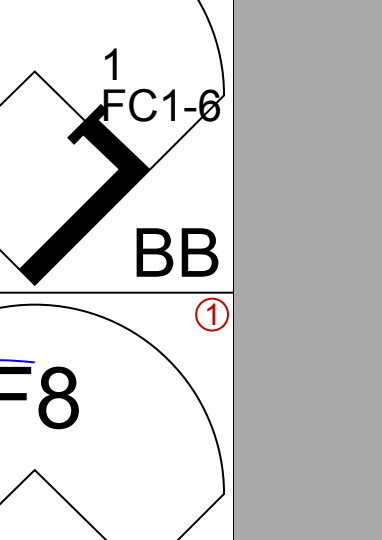
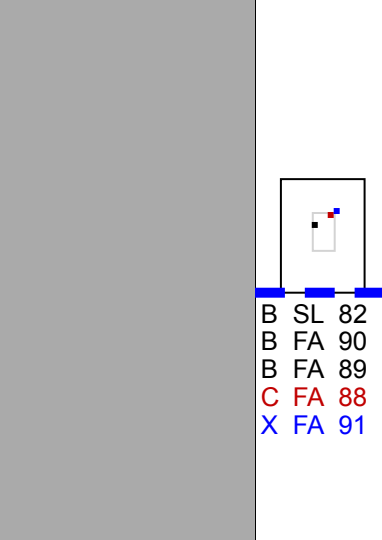



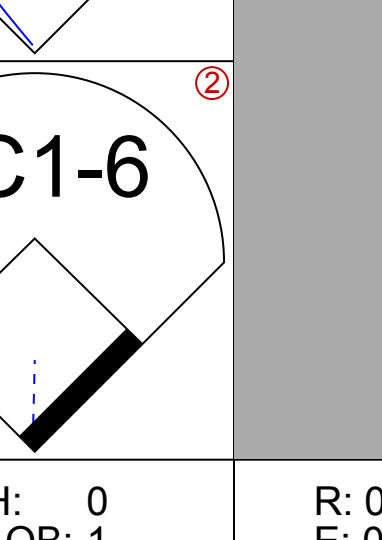


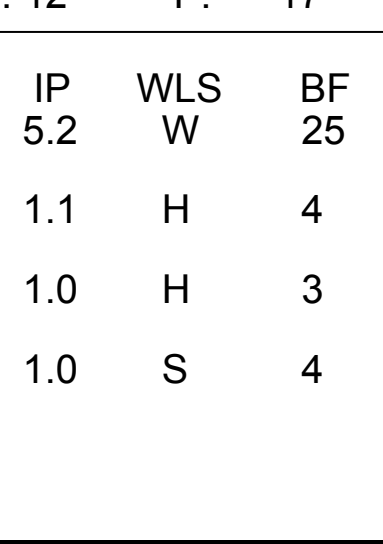
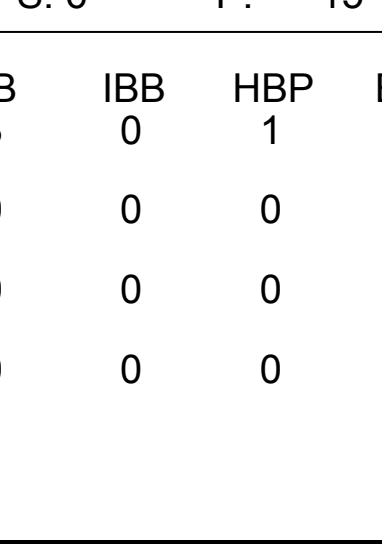
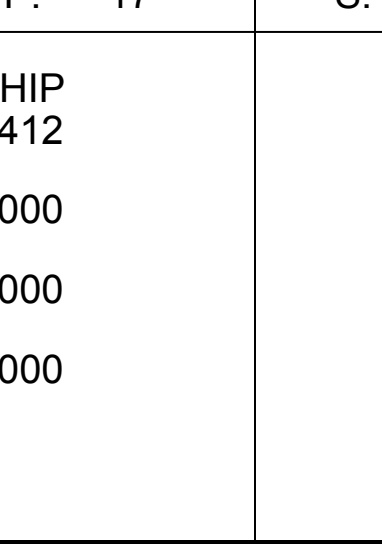

Batter	1	2	3	4	5	6	7	8	9	10	11	12	13	AB	R	H	RBI	BB	SO	LOB	BOTTOM				
7 Jerry Owens, L OBP: 0.292, SLG: 0.287	K		F7			G1-3				G1-3		G1-3		6	0	1	0	0	1	1					
22 Josh Fields, R OBP: 0.309, SLG: 0.431	14 2B BB		14 CS 1B 2B			14 CS 2B				K		14 CS 4-3 1B		5	1	3	1	1	1	1					
14 Paul Konerko, R OBP: 0.363, SLG: 0.513				2B		23 BB				F9		G5-4-3		4	0	2	1	2	0	1					
23 Jermaine Dye, R OBP: 0.300, SLG: 0.496				1B		BB								4	1	1	1	2	2	5					
Darin Erstad, L OBP: 0.315, SLG: 0.340						BB				L3		SH1-4 BB		5	0	0	0	0	0	7					
26 Andy González, R OBP: 0.325, SLG: 0.312						B3						SH1-4 BB		4	1	1	1	2	2	5					
Scott Podsednik, L OBP: 0.328, SLG: 0.377														5	0	0	0	0	0	7					
5 Juan Uribe, R OBP: 0.270, SLG: 0.356														5	0	1	0	1	1	0					
Toby Hall, R OBP: 0.236, SLG: 0.257														6	1	1	0	0	1	2					
12 A.J. Pierzynski, L OBP: 0.314, SLG: 0.407														6	1	3	2	0	1	2					
														3	1	1	0	0	0	1					
														2	1	1	1	0	0	1					
Inning Stats	R: 0 E: 0 K: 1 S: 12	H: 1 LOB: 2 BB: 1 P: 20	R: 0 E: 0 K: 1 S: 7	H: 0 LOB: 0 BB: 0 P: 10	R: 2 E: 0 K: 1 S: 12	H: 3 LOB: 1 BB: 0 P: 14	R: 0 E: 0 K: 0 S: 10	H: 1 LOB: 1 BB: 0 P: 15	R: 0 E: 0 K: 2 S: 8	H: 0 LOB: 0 BB: 0 P: 11	R: 0 E: 0 K: 1 S: 11	H: 0 LOB: 0 BB: 0 P: 15	R: 1 E: 0 K: 0 S: 14	H: 2 LOB: 0 BB: 0 P: 21	R: 0 E: 0 K: 0 S: 7	H: 1 LOB: 0 BB: 0 P: 10	R: 0 E: 0 K: 0 S: 12	H: 0 LOB: 2 BB: 2 P: 17	R: 1 E: 0 K: 1 S: 16	H: 2 LOB: 2 BB: 1 P: 26	1B: 6 2B: 4 3B: 1 HR: 3	SF: 0 SAC: 1 DP: 2 HBP: 0	WP: 0 PB: 0 SB: 2 CS: 2	PA: 54	
PITCHER	IP 7.0	WLS 29	BF 29	H 6	R 2	ER 2	SO 6	BB 3	IBB 0	HBP 0	BLK 0	WP 0	HR 0	S 70	P 106	ERA 2.57	WHIP 1.286								
CC Sabathia, L ERA: 3.52																									
63 Rafael Betancourt, R ERA: 1.53	1.1	B	6	3	1	1	0	0	0	0	0	1	1	7	24	6.75	2.250								
53 Rafael Perez, L ERA: 1.86	2.2		9	1	0	0	0	1	1	0	0	0	0	18	34	0.00	0.750								
47 Joe Borowski, R ERA: 4.84	1.0	B	6	2	1	1	1	0	1	0	0	0	1	16	26	9.00	2.000								
Aaron Fultz, L ERA: 2.48	0.1	L	3	2	2	2	0	0	0	0	0	0	1	8	11	54.00	6.000								

Cleveland Indians @ Chicago White Sox
U.S. Cellular Field, Chicago, IL
Wed Aug 08 2007, 8:11 PM EDT
Att. 33,147 - Clear - 75 F

AB 46
R 6
H 14
RBI 6
BB 6
SO 7
LOB 21



Batter	1	2	3	4	5	6	7	8	9	AB	R	H	RBI	BB	SO	LOB	TOP			
24 Grady Sizemore, L OBP: 0.380, SLG: 0.461										5	0	1	0	0	2	3	Cleveland Indians @ Chicago White Sox U.S. Cellular Field, Chicago, IL Thu Aug 09 2007, 8:11 PM EDT Att: 36,399 - Partly Cloudy - 86 F			
Casey Blake, R OBP: 0.341, SLG: 0.449										4	0	0	0	1	1	4				
41 Victor Martinez, S OBP: 0.376, SLG: 0.510										4	2	3	0	1	1	2				
25 Ryan Garko, R OBP: 0.379, SLG: 0.506										3	2	1	0	2	0	4				
2 Jhonny Peralta, R OBP: 0.350, SLG: 0.451										5	0	1	1	0	0	5				
Jason Michaels, R OBP: 0.323, SLG: 0.427										4	1	1	2	1	0	1				
Franklin Gutierrez, R OBP: 0.315, SLG: 0.474										5	1	0	0	0	3	3				
10 Kelly Shoppach, R OBP: 0.341, SLG: 0.500										4	1	2	3	0	1	1				
29 Josh Barfield, R OBP: 0.275, SLG: 0.322										4	0	2	0	0	1	0				
Inning Stats	R: 0 E: 0 K: 1 S: 17	H: 1 LOB: 2 BB: 1 P: 25	R: 0 E: 0 K: 1 S: 7	H: 0 LOB: 0 BB: 0 P: 9	R: 0 E: 0 K: 0 S: 6	H: 0 LOB: 0 BB: 0 P: 12	R: 5 E: 1 K: 0 S: 24	H: 4 LOB: 1 BB: 1 P: 36	R: 2 E: 0 K: 1 S: 14	H: 3 LOB: 0 BB: 0 P: 20	R: 0 E: 0 K: 1 S: 12	H: 1 LOB: 2 BB: 1 P: 22	R: 0 E: 0 K: 3 S: 14	H: 2 LOB: 2 BB: 2 P: 20	R: 0 E: 0 K: 1 S: 7	H: 0 LOB: 1 BB: 2 P: 17		1B: 7 2B: 3 3B: 0 HR: 1	SF: 0 SAC: 0 DP: 1 HBP: 0	WP: 0 PB: 0 SB: 1 CS: 0
PITCHER	IP WLS BF H R ER SO BB IBB HBP BLK WP HR S P ERA WHIP	IP WLS BF H R ER SO BB IBB HBP BLK WP HR S P ERA WHIP	IP WLS BF H R ER SO BB IBB HBP BLK WP HR S P ERA WHIP	IP WLS BF H R ER SO BB IBB HBP BLK WP HR S P ERA WHIP	IP WLS BF H R ER SO BB IBB HBP BLK WP HR S P ERA WHIP	IP WLS BF H R ER SO BB IBB HBP BLK WP HR S P ERA WHIP	IP WLS BF H R ER SO BB IBB HBP BLK WP HR S P ERA WHIP	IP WLS BF H R ER SO BB IBB HBP BLK WP HR S P ERA WHIP	IP WLS BF H R ER SO BB IBB HBP BLK WP HR S P ERA WHIP	IP WLS BF H R ER SO BB IBB HBP BLK WP HR S P ERA WHIP	IP WLS BF H R ER SO BB IBB HBP BLK WP HR S P ERA WHIP	IP WLS BF H R ER SO BB IBB HBP BLK WP HR S P ERA WHIP	IP WLS BF H R ER SO BB IBB HBP BLK WP HR S P ERA WHIP	IP WLS BF H R ER SO BB IBB HBP BLK WP HR S P ERA WHIP	IP WLS BF H R ER SO BB IBB HBP BLK WP HR S P ERA WHIP	IP WLS BF H R ER SO BB IBB HBP BLK WP HR S P ERA WHIP	IP WLS BF H R ER SO BB IBB HBP BLK WP HR S P ERA WHIP			
56 Mark Buehrle, L ERA: 3.34	4.0	L	23	8	7	6	2	0	0	0	0	0	1	60	89	13.50	2.500			
43 Ehren Wassermann, R ERA: 3.48	2.0		8	1	0	0	2	0	1	0	0	0	0	20	35	0.00	0.500			
Ryan Bukvich, R ERA: 3.16	2.0		8	2	0	0	4	0	0	0	0	0	0	26	37	0.00	1.000			
57 Boone Logan, L ERA: 4.54	1.0		4	0	0	0	1	2	0	0	0	0	0	7	17	0.00	2.000			

Batter	1	2	3	4	5	6	7	8	9	AB	R	H	RBI	BB	SO	LOB	BOTTOM					
7 Jerry Owens, L OBP: 0.286, SLG: 0.281										4	0	0	0	0	3	3	Cleveland Indians @ Chicago White Sox U.S. Cellular Field, Chicago, IL Thu Aug 09 2007, 8:11 PM EDT Att: 36,399 - Partly Cloudy - 86 F					
22 Josh Fields, R OBP: 0.304, SLG: 0.422										4	0	0	0	0	3	0						
25 Jim Thome, L OBP: 0.426, SLG: 0.511										3	1	0	0	0	0	0						
14 Paul Konerko, R OBP: 0.360, SLG: 0.507										4	0	0	0	0	1	1						
12 A.J. Pierzynski, L OBP: 0.316, SLG: 0.415										3	1	1	1	1	0	0						
23 Jermaine Dye, R OBP: 0.302, SLG: 0.495										3	1	1	1	1	1	0						
Darin Erstad, L OBP: 0.318, SLG: 0.340										3	1	1	0	1	0	0						
5 Juan Uribe, R OBP: 0.272, SLG: 0.366										4	1	2	2	0	0	1						
1 Danny Richar, L OBP: 0.313, SLG: 0.321										4	0	1	1	0	1	1						
Inning Stats	R: 0 E: 0 K: 1 S: 12	H: 0 LOB: 0 BB: 0 P: 17	R: 2 E: 0 K: 1 S: 13	H: 3 LOB: 2 BB: 1 P: 21	R: 1 E: 0 K: 1 S: 6	H: 1 LOB: 2 BB: 1 P: 15	R: 0 E: 0 K: 0 S: 7	H: 0 LOB: 1 BB: 1 P: 11	R: 0 E: 0 K: 1 S: 12	H: 1 LOB: 0 BB: 0 P: 17	R: 1 E: 0 K: 0 S: 11	H: 1 LOB: 0 BB: 0 P: 19	R: 0 E: 0 K: 2 S: 9	H: 0 LOB: 0 BB: 0 P: 13	R: 0 E: 0 K: 1 S: 9	H: 0 LOB: 0 BB: 0 P: 13		R: 1 E: 0 K: 2 S: 11	H: 1 LOB: 0 BB: 0 P: 18	1B: 4 2B: 0 3B: 0 HR: 2	SF: 0 SAC: 0 DP: 0 HBP: 1	WP: 0 PB: 0 SB: 0 CS: 0
PITCHER	IP WLS BF H R ER SO BB IBB HBP BLK WP HR S P ERA WHIP	IP WLS BF H R ER SO BB IBB HBP BLK WP HR S P ERA WHIP	IP WLS BF H R ER SO BB IBB HBP BLK WP HR S P ERA WHIP	IP WLS BF H R ER SO BB IBB HBP BLK WP HR S P ERA WHIP	IP WLS BF H R ER SO BB IBB HBP BLK WP HR S P ERA WHIP	IP WLS BF H R ER SO BB IBB HBP BLK WP HR S P ERA WHIP	IP WLS BF H R ER SO BB IBB HBP BLK WP HR S P ERA WHIP	IP WLS BF H R ER SO BB IBB HBP BLK WP HR S P ERA WHIP	IP WLS BF H R ER SO BB IBB HBP BLK WP HR S P ERA WHIP	IP WLS BF H R ER SO BB IBB HBP BLK WP HR S P ERA WHIP	IP WLS BF H R ER SO BB IBB HBP BLK WP HR S P ERA WHIP	IP WLS BF H R ER SO BB IBB HBP BLK WP HR S P ERA WHIP	IP WLS BF H R ER SO BB IBB HBP BLK WP HR S P ERA WHIP	IP WLS BF H R ER SO BB IBB HBP BLK WP HR S P ERA WHIP	IP WLS BF H R ER SO BB IBB HBP BLK WP HR S P ERA WHIP	IP WLS BF H R ER SO BB IBB HBP BLK WP HR S P ERA WHIP						
32 Aaron Laffey, L ERA: 5.73	5.2	W	25	4	4	4	2	0	0	0	0	0	0	1	0							
50 Jensen Lewis, R ERA: 3.09	1.1	H	4	0	0	0	2	0	0	0	0	0	0	11	18	0.00	0.000					
53 Rafael Perez, L ERA: 1.82	1.0	H	3	0	0	0	1	0	0	0	0	0	0	9	13	0.00	0.000					
47 Joe Borowski, R ERA: 4.93	1.0	S	4	1	1	1	2	0	0	0	0	0	0	1	11	18	9.00	1.000				


Batter	1	2	3	4	5	6	7	8	9	AB	R	H	RBI	BB	SO	LOB	TOP					
18 Johnny Damon, L (1, 10) OBP: 0.355, SLG: 0.357										4	1	1	0	0	1	1	New York Yankees @ Cleveland Indians Jacobs Field, Cleveland, OH Fri Aug 10 2007, 7:05 PM EDT Att: 41,675 - Clear - 76 F livebaseballscorecards.com					
2 Derek Jeter, R (1, 6) OBP: 0.400, SLG: 0.457										4	1	3	1	0	0	0						
Bobby Abreu, L (1, 9) OBP: 0.364, SLG: 0.433										4	1	1	2	0	0	2						
13 Alex Rodriguez, R (1, 5)										1	1	1	1	2	0	0						
55 Hideki Matsui, L (1, 7) OBP: 0.363, SLG: 0.526										4	1	1	1	0	0	4						
24 Robinson Canó, L (1, 4) OBP: 0.358, SLG: 0.503										4	0	2	0	0	0	1						
14 Wilson Betemit, S (1, 3) ERA: 3.26										2	0	0	0	0	0	1						
12 Andy Phillips, R (7, 3) OBP: 0.327, SLG: 0.385										1	0	0	0	0	0	0						
26 José Molina, R (1, 2) OBP: 0.229, SLG: 0.279										4	0	0	1	0	1	1						
28 Melky Cabrera, S (1, 8) OBP: 0.351, SLG: 0.445										4	1	1	0	0	0	1						
Inning Stats	R: 0 E: 0 K: 1 S: 8	H: 0 LOB: 0 BB: 0 P: 12	R: 2 E: 0 K: 0 S: 9	H: 3 LOB: 1 BB: 0 P: 14	R: 1 E: 0 K: 0 S: 16	H: 2 LOB: 1 BB: 1 P: 21	R: 0 E: 0 K: 0 S: 8	H: 1 LOB: 0 BB: 0 P: 11	R: 1 E: 0 K: 0 S: 8	H: 2 LOB: 0 BB: 0 P: 13	R: 0 E: 0 K: 0 S: 6	H: 0 LOB: 0 BB: 0 P: 10	R: 0 E: 0 K: 1 S: 9	H: 0 LOB: 0 BB: 0 P: 16	R: 2 E: 0 K: 0 S: 14	H: 2 LOB: 1 BB: 1 P: 25	R: 0 E: 0 K: 0 S: 6	H: 0 LOB: 0 BB: 0 P: 8	1B: 7 2B: 1 3B: 1 HR: 1	SF: 0 SAC: 1 DP: 3 HBP: 1	WP: 0 PB: 0 SB: 0 CS: 1	PA: 37
PITCHER	IP WLS BF H R ER SO BB IBB HBP BLK WP HR S P ERA WHIP																					
55 Roberto Hernandez, R (1, 1) ERA: 3.26	7.0 L 27 8 4 4 2 1 0 1 0 0 0 1 64 97 5.14 1.286																					
Aaron Fultz, L (8, 1) ERA: 3.16	1.0 6 2 2 2 0 0 1 0 0 0 0 0 14 25 18.00 2.000																					
49 Edward Mujica, R (9, 1) ERA: 7.59	1.0 3 0 0 0 0 0 0 0 0 0 0 0 6 8 0.00 0.000																					

Batter	1	2	3	4	5	6	7	8	9	AB	R	H	RBI	BB	SO	LOB	BOTTOM					
24 Grady Sizemore, L (1, 8) OBP: 0.377, SLG: 0.457										4	0	0	0	0	1	0	New York Yankees @ Cleveland Indians Jacobs Field, Cleveland, OH Fri Aug 10 2007, 7:05 PM EDT Att: 41,675 - Clear - 76 F livebaseballscorecards.com					
Kenny Lofton, L (1, 7) OBP: 0.369, SLG: 0.414										4	0	1	0	0	2	0						
41 Victor Martinez, S (1, 2) OBP: 0.375, SLG: 0.510										4	0	1	0	0	1	1						
25 Ryan Garko, R (1, 3) OBP: 0.377, SLG: 0.502										3	0	0	0	1	1	1						
2 Jhonny Peralta, R (1, 6) OBP: 0.349, SLG: 0.452										4	0	1	0	0	2	3						
Casey Blake, R (1, 5) OBP: 0.339, SLG: 0.445										3	0	0	0	0	1	1						
Trot Nixon, L (1, 10) OBP: 0.344, SLG: 0.343										3	0	0	0	0	1	0						
Jason Michaels, R (1, 9) OBP: 0.319, SLG: 0.421										3	0	0	0	0	0	0						
29 Josh Barfield, R (1, 4) OBP: 0.275, SLG: 0.330										3	1	1	1	0	2	0						
Inning Stats	R: 0 E: 0 K: 1 S: 15	H: 1 LOB: 2 BB: 1 P: 25	R: 0 E: 0 K: 0 S: 7	H: 0 LOB: 0 BB: 0 P: 7	R: 0 E: 0 K: 2 S: 11	H: 0 LOB: 0 BB: 0 P: 15	R: 0 E: 0 K: 2 S: 15	H: 1 LOB: 1 BB: 0 P: 22	R: 1 E: 0 K: 0 S: 9	H: 1 LOB: 0 BB: 0 P: 12	R: 0 E: 0 K: 1 S: 9	H: 1 LOB: 1 BB: 0 P: 14	R: 0 E: 0 K: 1 S: 5	H: 0 LOB: 0 BB: 0 P: 8	R: 0 E: 0 K: 3 S: 9	H: 0 LOB: 0 BB: 0 P: 13	R: 0 E: 0 K: 1 S: 11	H: 0 LOB: 0 BB: 0 P: 13	1B: 1 2B: 2 3B: 0 HR: 1	SF: 0 SAC: 0 DP: 0 HBP: 0	WP: 0 PB: 0 SB: 0 CS: 0	PA: 32
PITCHER	IP WLS BF H R ER SO BB IBB HBP BLK WP HR S P ERA WHIP																					
34 Phil Hughes, R (1, 1) ERA: 4.68	6.0 W 23 4 1 1 6 1 0 0 0 0 0 0 1 66 95 1.50 0.833																					
62 Joba Chamberlain, R (7, 1) ERA:	2.0 H 6 0 0 0 4 0 0 0 0 0 0 0 14 21 0.00 0.000																					
42 Mariano Rivera, R (9, 1) ERA: 2.77	1.0 3 0 0 0 1 0 0 0 0 0 0 0 11 13 0.00 0.000																					

Batter	1	2	3	4	5	6	7	8	9	AB	R	H	RBI	BB	SO	LOB	TOP			
18 Johnny Damon, L (1,7) OBP: 0.355, SLG: 0.359	F8	1B		FC5-4 1B		F7		F7		6	1	2	2	0	0	2	New York Yankees @ Cleveland Indians Jacobs Field, Cleveland, OH Sat Aug 11 2007, 7:05 PM EDT Att: 41,977 - Partly Cloudy - 75 F			
2 Derek Jeter, R (1,6) OBP: 0.401, SLG: 0.457		1B		K					1B	6	1	3	0	0	2	5				
Bobby Abreu, L (1,9) OBP: 0.364, SLG: 0.432	F8	13 HR						G2-3		5	1	2	2	0	0	4				
13 Alex Rodriguez, R (1,5) OBP: 0.409, SLG: 0.640	F9	2H							HR	5	2	2	4	0	1	3				
55 Hideki Matsui, L (1,10) OBP: 0.363, SLG: 0.524		1B						F7		5	2	2	0	0	0	0				
24 Robinson Cano, L (1,4) OBP: 0.398, SLG: 0.503		2B		G3		F8			F7	4	1	1	0	1	0	0				
28 Melky Cabrera, S (1,8) OBP: 0.349, SLG: 0.443	SF7			L7		F7			G3	4	0	1	1	0	0	0				
12 Andy Phillips, R (1,3) Jason Giambi, L (9,PH) 17 Shelley Duncan, R (9,3) OBP: 0.385, SLG: 0.743	26 1B 18 2B			F9				SF7	HR	2	1	1	1	1	0	0				
26 José Molina, R (1,2) OBP: 0.248, SLG: 0.303	18 2B					1B		G1-3		5	1	4	0	0	0	2				
Inning Stats	R: 0 E: 0 K: 0 S: 12	H: 1 LOB: 1 BB: 0 P: 16	R: 7 E: 0 K: 1 S: 23	H: 6 LOB: 0 BB: 1 P: 40	R: 0 E: 0 K: 0 S: 8	H: 0 LOB: 0 BB: 0 P: 10	R: 0 E: 0 K: 2 S: 12	H: 2 LOB: 2 BB: 0 P: 15	R: 0 E: 0 K: 0 S: 5	H: 3 LOB: 2 BB: 0 P: 9	R: 1 E: 0 K: 0 S: 12	H: 2 LOB: 2 BB: 1 P: 18	R: 2 E: 0 K: 0 S: 11	H: 2 LOB: 0 BB: 0 P: 19	R: 1 E: 0 K: 0 S: 8	H: 3 LOB: 2 BB: 0 P: 15		1B: 13 2B: 3 HR: 3	SF: 2 SAC: 0 DP: 0 HBP: 0	WP: 0 PB: 0 SB: 0 CS: 1
PITCHER	IP WLS BF H R ER SO BB IBB HBP BLK WP HR S P ERA WHIP																			
Paul Byrd, R (1,1) ERA: 4.53	2.0 L 14 7 7 7 1 1 0 0 0 0 0 1 35 56 31.50 4.000																			
40 Tom Mastny, R (3,1) ERA: 4.3	3.0 11 2 0 0 2 0 0 0 0 0 0 0 25 35 0.00 0.667																			
Aaron Fultz, L (6,1) ERA: 3.28	2.0 11 5 1 1 0 1 0 0 0 0 0 0 20 27 4.50 3.000																			
49 Edward Mujica, R (8,1) ERA: 8.53	2.0 11 5 3 3 0 0 0 0 0 0 0 2 19 34 13.50 2.500																			

Batter	1	2	3	4	5	6	7	8	9	AB	R	H	RBI	BB	SO	LOB	BOTTOM			
24 Grady Sizemore, L (1,8) OBP: 0.377, SLG: 0.456 Franklin Gutierrez, R (8,PH) OBP: 0.313, SLG: 0.471	41 WP 41 SF8			F8				L8		3	1	1	0	0	0	0	New York Yankees @ Cleveland Indians Jacobs Field, Cleveland, OH Sat Aug 11 2007, 7:05 PM EDT Att: 41,977 - Partly Cloudy - 75 F			
Kenny Lofton, L (1,7) OBP: 0.369, SLG: 0.416	SH2-3							K		3	0	1	0	0	1	1				
41 Victor Martinez, S (1,3) OBP: 0.374, SLG: 0.511	SF8			K						3	0	1	2	0	1	1				
25 Ryan Garko, R (1,10) OBP: 0.376, SLG: 0.498	L7							2B		4	0	1	0	0	0	1				
2 Jhonny Peralta, R (1,6) OBP: 0.346, SLG: 0.448				F9						4	0	0	0	0	3	3				
Casey Blake, R (1,5) OBP: 0.340, SLG: 0.446	F9									4	0	2	0	0	0	1				
Trot Nixon, L (1,9) OBP: 0.349, SLG: 0.352										4	0	3	0	0	1	1				
10 Kelly Shoppach, R (1,2) OBP: 0.331, SLG: 0.483										4	0	0	0	0	2	6				
29 Josh Barfield, R (1,4) OBP: 0.274, SLG: 0.328 13 Asdrúbal Cabrera, S (8,PH) OBP: 0.333, SLG: 0.460				F8						2	0	0	0	0	0	0				
										2	1	1	0	0	0	2				
Inning Stats	R: 1 E: 0 K: 0 S: 6	H: 1 LOB: 0 BB: 0 P: 10	R: 0 E: 0 K: 2 S: 10	H: 1 LOB: 1 BB: 0 P: 12	R: 0 E: 0 K: 1 S: 10	H: 1 LOB: 1 BB: 0 P: 11	R: 0 E: 0 K: 0 S: 16	H: 2 LOB: 2 BB: 0 P: 19	R: 0 E: 0 K: 0 S: 4	H: 0 LOB: 0 BB: 0 P: 6	R: 0 E: 0 K: 1 S: 8	H: 1 LOB: 0 BB: 0 P: 11	R: 0 E: 1 K: 2 S: 15	H: 2 LOB: 2 BB: 0 P: 21	R: 0 E: 0 K: 1 S: 8	H: 2 LOB: 1 BB: 0 P: 13	1B: 6 2B: 4 HR: 0	SF: 1 SAC: 1 DP: 2 HBP: 0	WP: 1 PB: 0 SB: 0 CS: 0	PA: 36
PITCHER	IP WLS BF H R ER SO BB IBB HBP BLK WP HR S P ERA WHIP																			
35 Mike Mussina, R (1,1) ERA: 4.5	7.2 W 30 8 2 2 6 0 0 0 0 0 0 0 5 69 2.35 1.043																			
Luis Vizcaino, R (8,1) ERA: 3.94	0.1 2 0 0 0 1 0 0 0 0 0 0 0 5 8 0.00 0.000																			
47 Ron Villone, L (9,1) ERA: 3.45	1.0 4 2 0 0 1 0 0 0 0 0 0 0 8 13 0.00 2.000																			



Batter	1	2	3	4	5	6	7	8	9	AB	R	H	RBI	BB	SO	LOB	TOP										
28 Melky Cabrera, S OBP: 0.350, SLG: 0.451	G3-1		G1-3		FC1-5		HR		2B	5	2	2	1	0	0	1	New York Yankees @ Cleveland Indians Jacobs Field, Cleveland, OH Sun Aug 12 2007, 1:05 PM EDT Att: 41,612 - Partly Cloudy - 80 F										
2 Derek Jeter, R OBP: 0.399, SLG: 0.455	K		G4-3		G6-4-3		G3		1B	5	0	1	1	0	1	1											
Bobby Abreu, L OBP: 0.362, SLG: 0.428	BB				F7		F7		P5	4	0	0	0	1	0	1											
13 Alex Rodriguez, R OBP: 0.408, SLG: 0.636	1B				P6		F9		K	4	0	1	0	0	1	0											
55 Hideki Matsui, L OBP: 0.366, SLG: 0.525	G4-3				HR		24 1B		G2-3	3	2	2	0	1	0	2											
Jason Giambi, L OBP: 0.381, SLG: 0.472	G4-3				HR		24 1B		G2-3	4	1	2	2	0	0	1											
24 Robinson Cano, L OBP: 0.362, SLG: 0.506	1B				HR		12 FC5-4		G3-1	4	0	3	1	0	0	1											
12 Andy Phillips, R OBP: 0.323, SLG: 0.376	P5-3				FC6-4		FC5-4		F8	4	0	0	0	0	0	4											
26 José Molina, R OBP: 0.248, SLG: 0.309					K		FC1-5		F8	4	0	1	0	0	1	0											
Inning Stats	R: 0 H: 1 E: 0 K: 1 S: 12	H: 1 LOB: 2 BB: 1 P: 18	R: 0 H: 0 E: 0 K: 0 S: 10	H: 1 LOB: 0 BB: 0 P: 14	R: 0 H: 0 E: 0 K: 1 S: 6	H: 0 LOB: 0 BB: 0 P: 9	R: 2 H: 3 E: 0 K: 0 S: 17	H: 3 LOB: 1 BB: 0 P: 25	R: 0 H: 1 E: 0 K: 0 S: 4	H: 1 LOB: 0 BB: 0 P: 4	R: 1 H: 2 E: 0 K: 0 S: 16	H: 2 LOB: 2 BB: 1 P: 26	R: 1 H: 1 E: 0 K: 0 S: 14	H: 1 LOB: 0 BB: 0 P: 22	R: 0 H: 1 E: 0 K: 1 S: 9	H: 1 LOB: 1 BB: 0 P: 14		R: 1 H: 2 E: 0 K: 0 S: 15	H: 2 LOB: 1 BB: 0 P: 20	1B: 9 2B: 2 3B: 0 HR: 2	SF: 0 SAC: 0 DP: 2 HBP: 0	WP: 0 PB: 0 SB: 1 CS: 0	PA: 39				
PITCHER	IP	WLS	BF	H	R	ER	SO	BB	IBB	HBP	BLK	WP	HR	S	P	ERA	WHIP	PITCHER									
37 Jake Westbrook, R ERA: 5.01	7.0	L	30	9	4	4	2	2	0	0	0	0	2	79	118	5.14	1.571										
53 Rafael Perez, L ERA: 1.77	1.0		4	1	0	0	1	0	0	0	0	0	0	9	14	0.00	1.000										
63 Rafael Betancourt, R ERA: 1.67	1.0		5	2	1	1	0	0	0	0	0	0	0	15	20	9.00	2.000										

Batter	1	2	3	4	5	6	7	8	9	AB	R	H	RBI	BB	SO	LOB	BOTTOM										
24 Grady Sizemore, L OBP: 0.377, SLG: 0.454	F7		K			S		25 HBP	K	4	0	1	0	1	2	3	New York Yankees @ Cleveland Indians Jacobs Field, Cleveland, OH Sun Aug 12 2007, 1:05 PM EDT Att: 41,612 - Partly Cloudy - 80 F										
Casey Blake, R OBP: 0.339, SLG: 0.443	G6-3				41 FC5-4	G6-3		P2	F9	5	0	1	0	0	0	5											
41 Victor Martinez, S OBP: 0.375, SLG: 0.511	P3				FC5-4		2B	25 HBP		4	1	2	1	0	0	1											
29 Josh Barfield, R OBP: 0.274, SLG: 0.328					25 G5-4-3		SF8	2B		0	0	0	0	0	0	0											
10 Kelly Shoppach, R OBP: 0.331, SLG: 0.483					1-2t		2B	2B		0	0	0	0	0	0	0											
25 Ryan Garko, R OBP: 0.377, SLG: 0.497	K				G5-4-3		2B	FC4-6		3	0	1	0	0	1	1											
2 Johnny Peralta, R OBP: 0.345, SLG: 0.444	G6-3				G6-3		CS	FC4-6		3	0	0	0	1	0	3											
Jason Michaels, R OBP: 0.318, SLG: 0.420	G6-3				F8		SF8		1B	3	1	1	1	0	0	0											
Chris Gomez, R OBP: 0.342, SLG: 0.393					G4-3		G6-3		2B	4	0	2	0	0	0	1											
Franklin Gutierrez, R OBP: 0.318, SLG: 0.479					FC5-4		13 G6-4-3		1B	4	0	2	1	0	1	1											
13 Asdrubal Cabrera, S OBP: 0.300, SLG: 0.333	K				K		G6-4-3		K	4	1	1	0	0	2	4											
Inning Stats	R: 0 H: 0 E: 0 K: 0 S: 7	H: 0 LOB: 0 BB: 0 P: 10	R: 0 H: 0 E: 0 K: 1 S: 8	H: 0 LOB: 0 BB: 0 P: 10	R: 0 H: 1 E: 0 K: 2 S: 11	H: 1 LOB: 0 BB: 0 P: 15	R: 0 H: 1 E: 0 K: 0 S: 7	H: 1 LOB: 0 BB: 0 P: 9	R: 0 H: 1 E: 0 K: 0 S: 8	H: 1 LOB: 1 BB: 1 P: 14	R: 1 H: 2 E: 0 K: 0 S: 10	H: 2 LOB: 1 BB: 1 P: 15	R: 1 H: 3 E: 0 K: 1 S: 20	H: 3 LOB: 3 BB: 0 P: 30	R: 1 H: 3 E: 0 K: 2 S: 15	H: 3 LOB: 2 BB: 0 P: 20	1B: 10 2B: 1 3B: 0 HR: 0	SF: 1 SAC: 0 DP: 2 HBP: 1	WP: 0 PB: 0 SB: 2 CS: 1	PA: 38							
PITCHER	IP	WLS	BF	H	R	ER	SO	BB	IBB	HBP	BLK	WP	HR	S	P	ERA	WHIP	PITCHER									
46 Andy Pettitte, L ERA: 3.93	7.1	W	28	7	2	2	4	2	0	0	0	0	0	69	97	2.46	1.227										
Luis Vizcaino, R ERA: 3.92	0.1	H	2	1	0	0	0	0	0	0	0	0	0	4	7	0.00	3.000										
42 Mariano Rivera, R ERA: 2.88	1.1	S	8	3	1	1	2	0	0	1	0	0	0	21	30	6.75	2.250										



Batter	1	2	3	4	5	6	7	8	9	10	AB	R	H	RBI	BB	SO	LOB	TOP						
28 Curtis Granderson, L OBP: 0.351, SLG: 0.544	K		F8		K		K			25 1B 3 1B BB	4	1	0	0	1	3	3	Detroit Tigers @ Cleveland Indians Jacobs Field, Cleveland, OH Tue Aug 14, 2007, 7:05 PM EDT Att: 37,570 - Clear - 76 F						
25 Ryan Raburn, R OBP: 0.380, SLG: 0.603	L5			K		G1-3 30 G4-3 2B	G4-3			3 1B 30 HR 1B	5	2	2	0	0	1	1							
3 Gary Sheffield, R OBP: 0.388, SLG: 0.510	K			P5		G1-3		F8		30 HR 1B	5	1	1	1	0	1	1							
30 Magglio Ordonez, R OBP: 0.431, SLG: 0.602		F8				G4-3				30 HR 1B	5	1	3	4	0	0	0							
9 Carlos Guillen, S OBP: 0.372, SLG: 0.510		G5-3								30 HR 1B	5	0	2	0	0	1	1							
Ivan Rodriguez, R OBP: 0.388, SLG: 0.426		G6-3			K					20 2B	5	0	1	0	0	2	4							
33 Marcus Thames, R OBP: 0.300, SLG: 0.531			F9			G6-3				20 2B 1B	5	1	2	0	0	0	0							
20 Omar Infante, R OBP: 0.309, SLG: 0.359										15 B3 2B	4	0	3	1	1	0	0							
15 Brandon Inge, R OBP: 0.316, SLG: 0.391					K					13 2H 2B	5	0	0	0	0	4	5							
Inning Stats	R: 0 E: 0 K: 2 S: 9	H: 0 LOB: 0 BB: 0 P: 12	R: 0 E: 0 K: 0 S: 4	H: 0 LOB: 0 BB: 0 P: 6	R: 0 E: 0 K: 1 S: 6	H: 0 LOB: 1 BB: 1 P: 16	R: 0 E: 0 K: 2 S: 14	H: 2 LOB: 2 BB: 0 P: 18	R: 0 E: 0 K: 1 S: 7	H: 1 LOB: 1 BB: 0 P: 9	R: 1 E: 0 K: 0 S: 9	H: 2 LOB: 1 BB: 0 P: 17	R: 1 E: 0 K: 2 S: 11	H: 2 LOB: 1 BB: 0 P: 18	R: 0 E: 0 K: 2 S: 9	H: 1 LOB: 1 BB: 0 P: 10	R: 0 E: 0 K: 1 S: 8		H: 0 LOB: 0 BB: 0 P: 9	R: 4 E: 0 K: 1 S: 23	H: 6 LOB: 2 BB: 1 P: 37	1B: 8 2B: 5 3B: 0 HR: 1	SF: 0 SAC: 0 DP: 0 HBP: 0	WP: 0 PB: 0 SB: 0 CS: 0
PITCHER	IP 7.0	WLS 29	H 7	R 2	ER 2	SO 8	BB 1	IBB 0	HBP 0	BLK 0	WP 0	HR 0	S 60	P 96	ERA 2.57	WHIP 1.143								
CC Sabathia, L ERA: 3.48	2.0	7	1	0	0	3	0	0	0	0	0	0	17	19	0.00	0.500								
63 Rafael Betancourt, R ERA: 1.01	0.1	L	5	3	4	0	1	0	0	0	0	1	12	18	108.00	12.000								
47 Joe Borowski, R ERA: 5.67	0.2		4	3	0	0	1	0	0	0	0	0	11	19	0.00	4.500								
50 Jensen Lewis, R ERA: 2.92																								

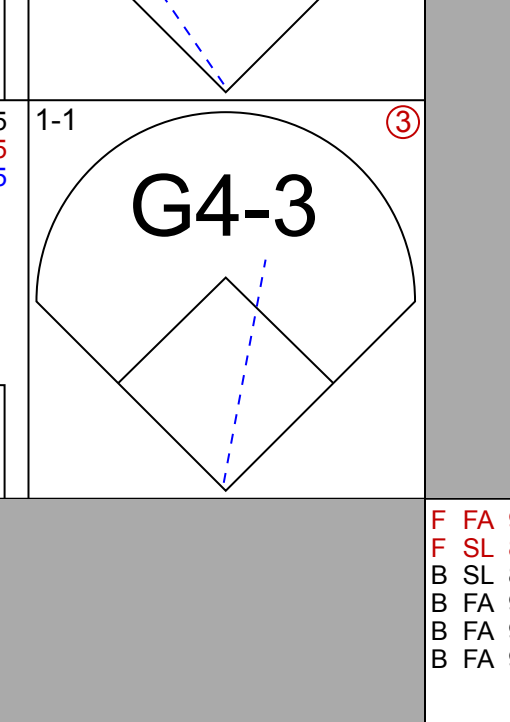
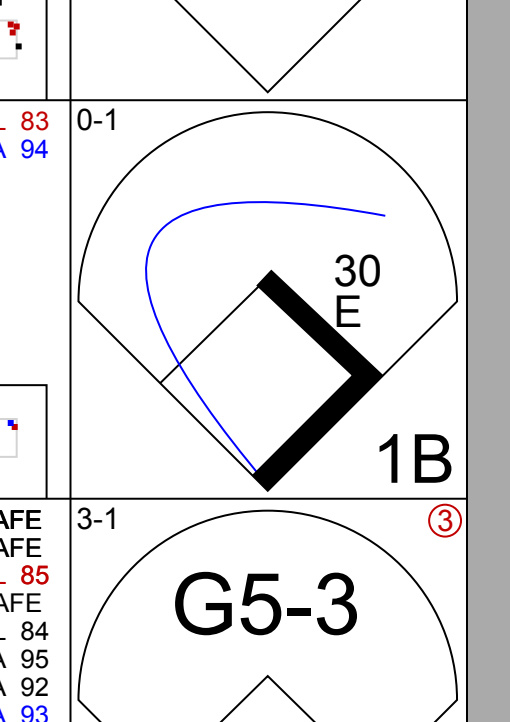
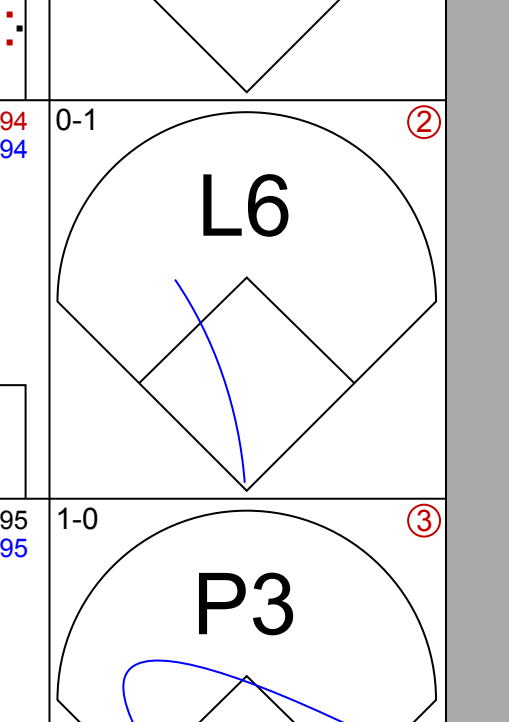
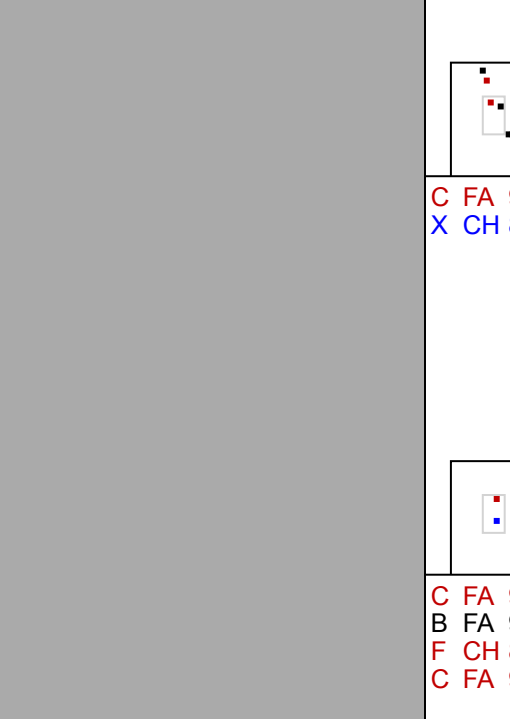
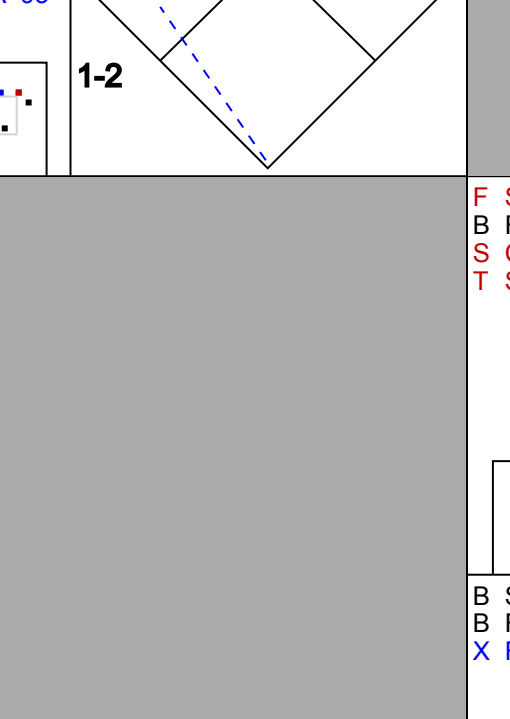
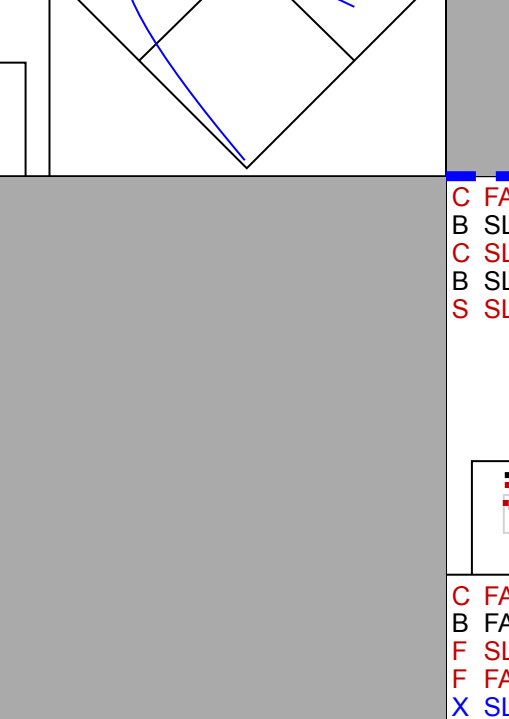
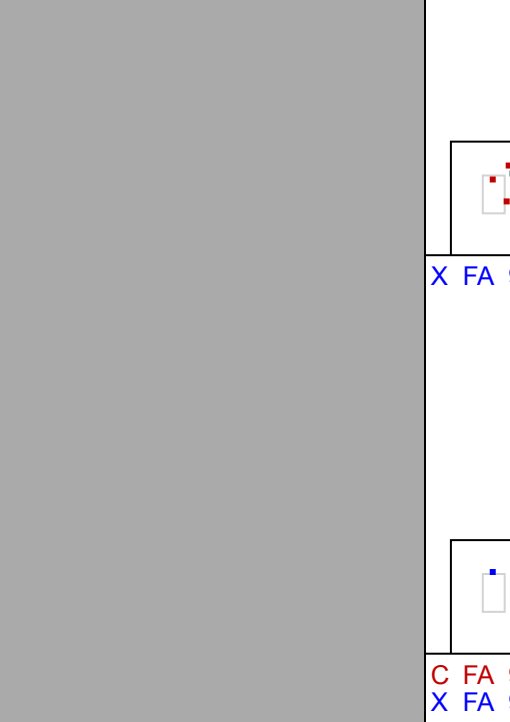


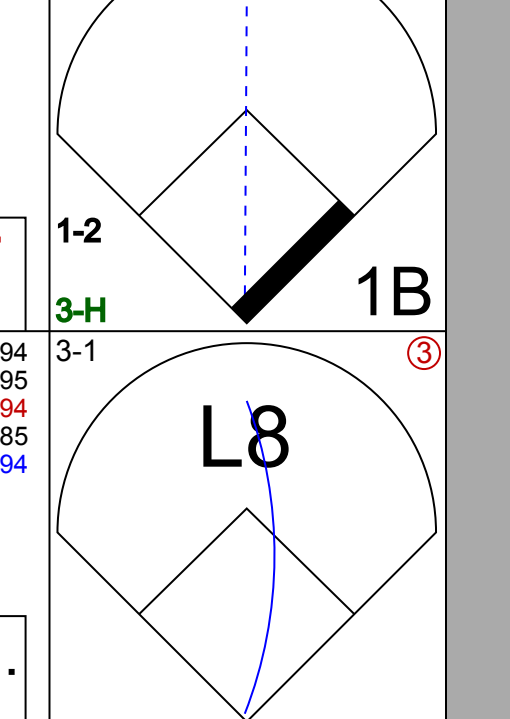

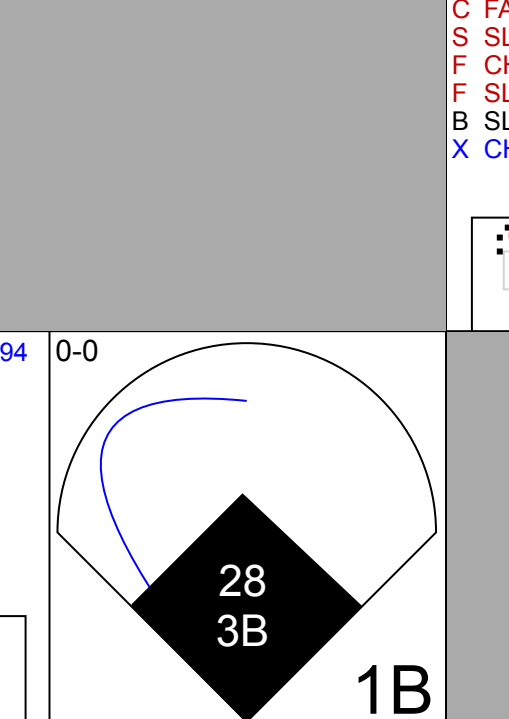
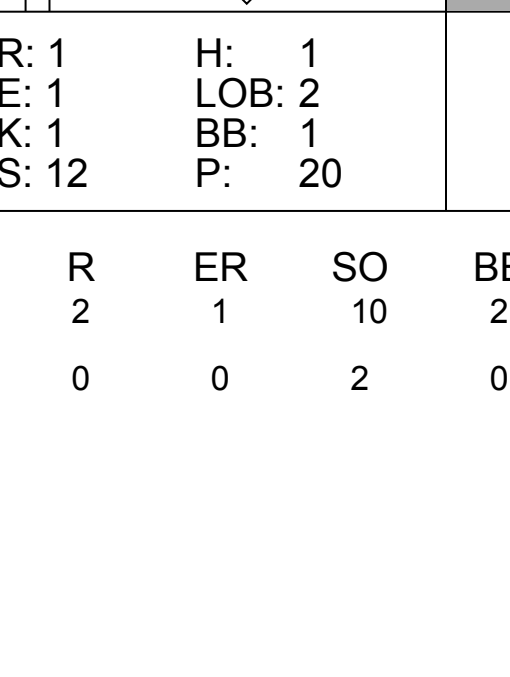
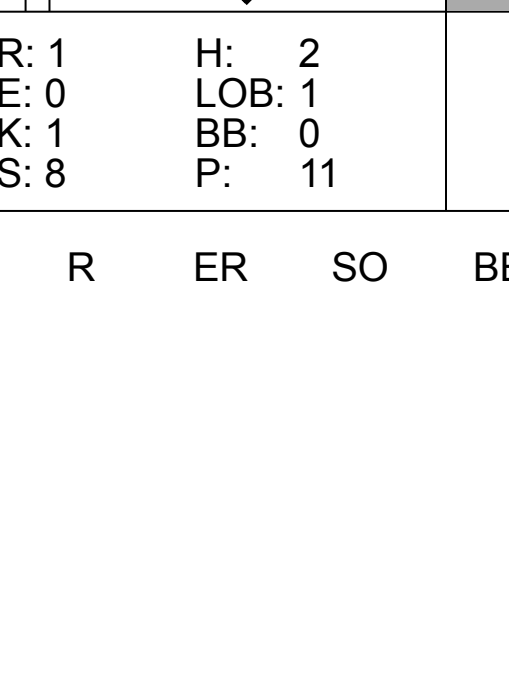
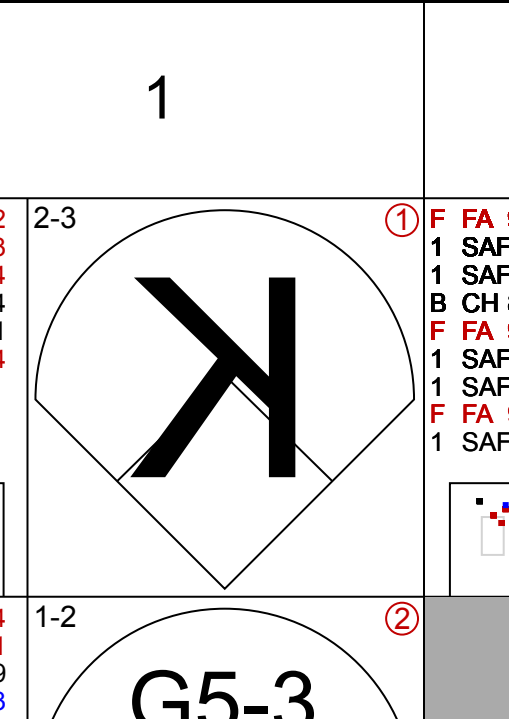
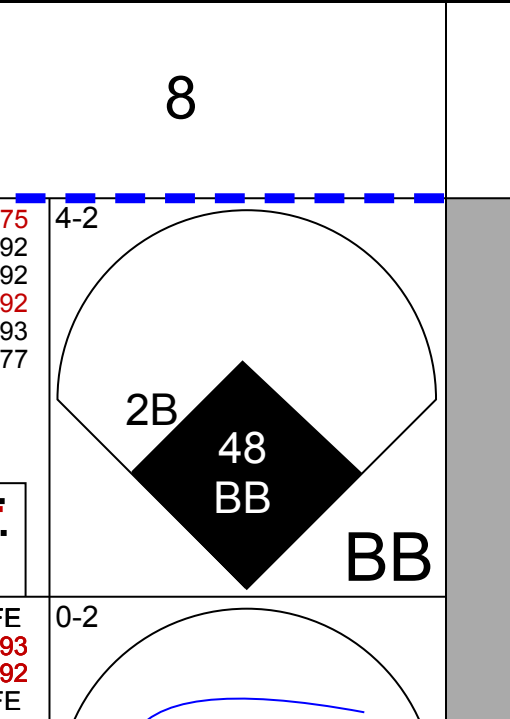

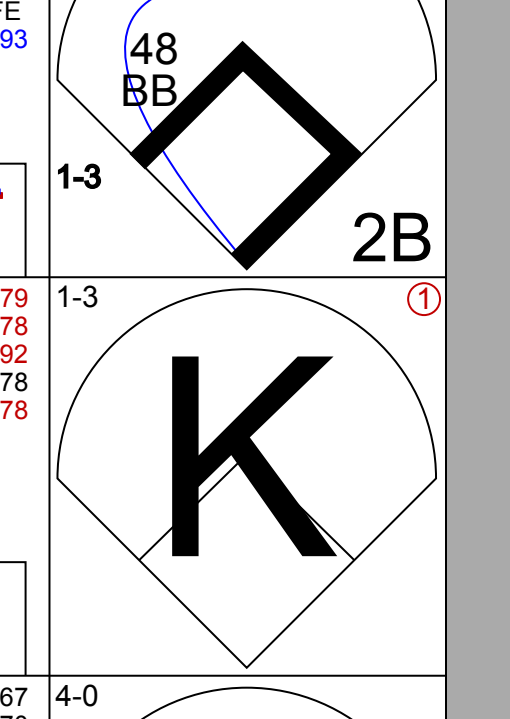
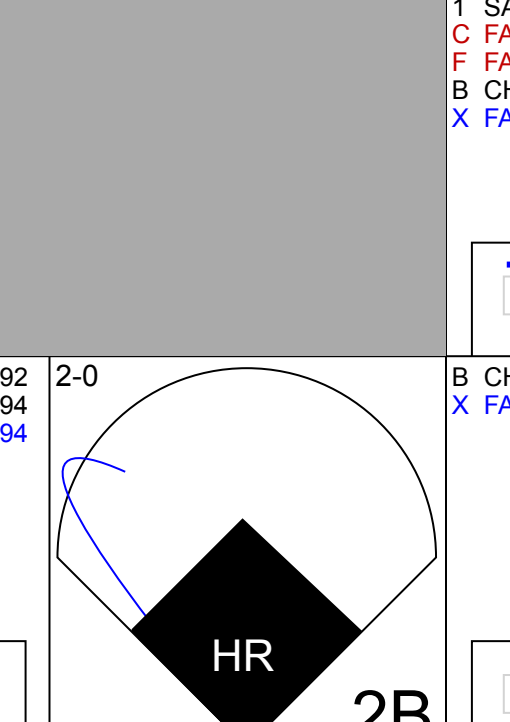
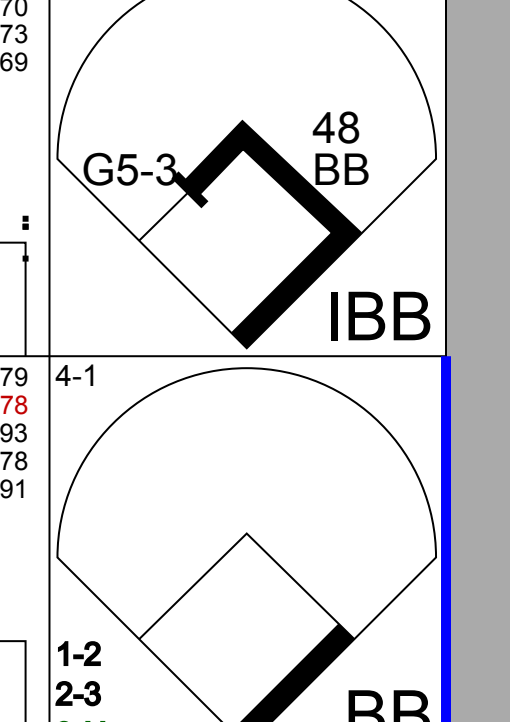
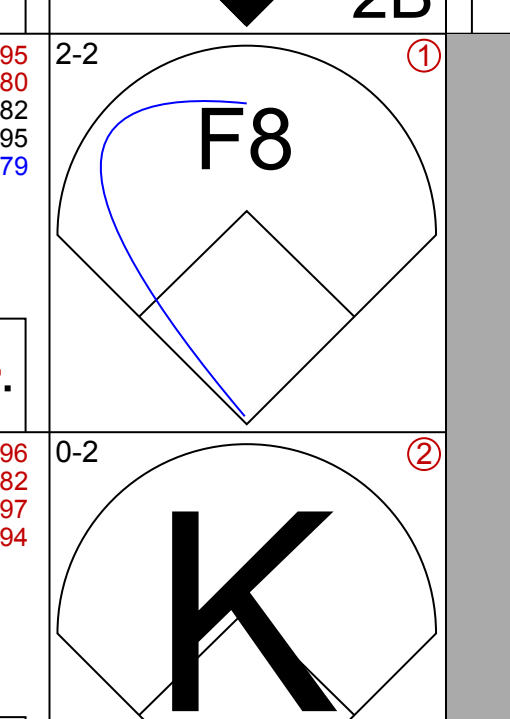
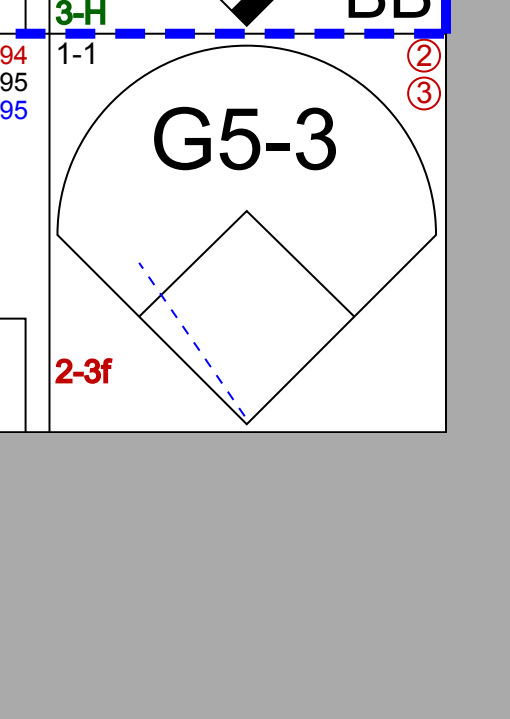
AB	43
R	6
H	14
RBI	6
BB	2
SO	12
LOB	15

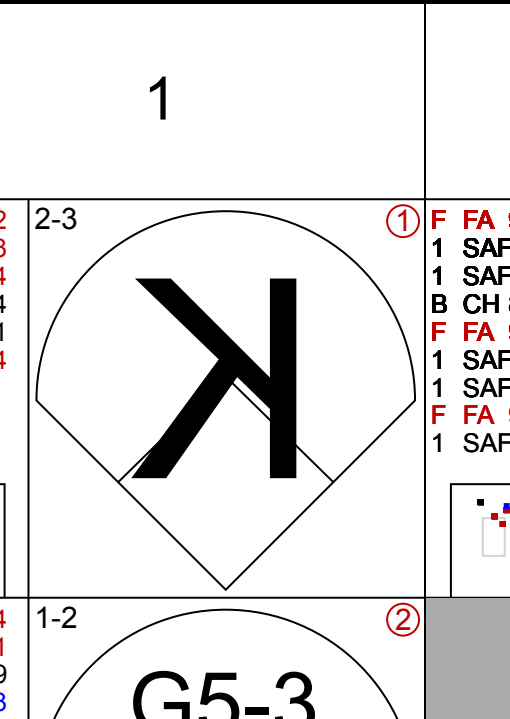
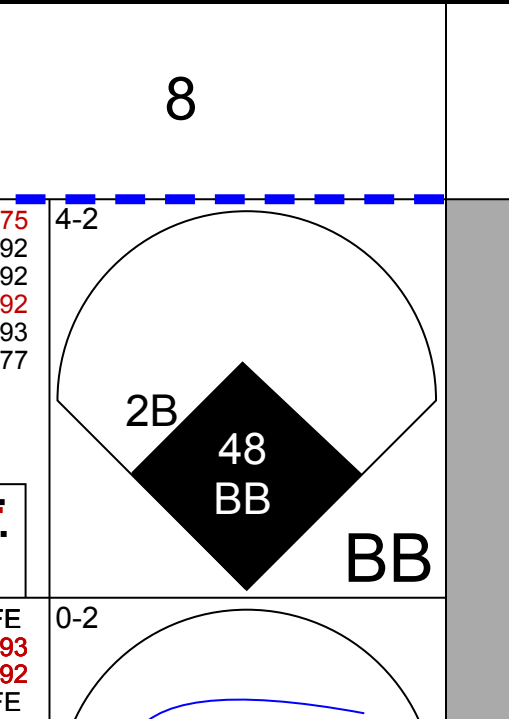
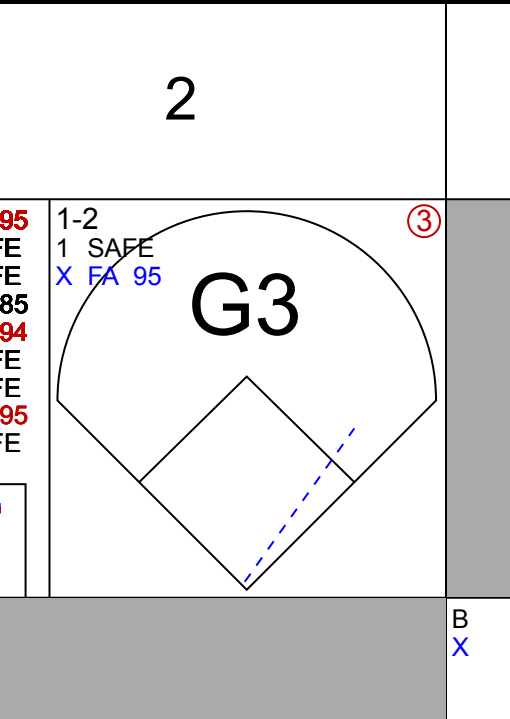
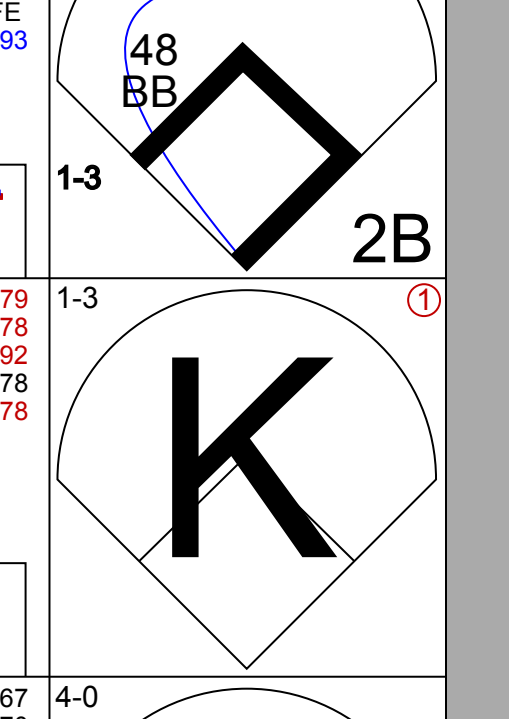
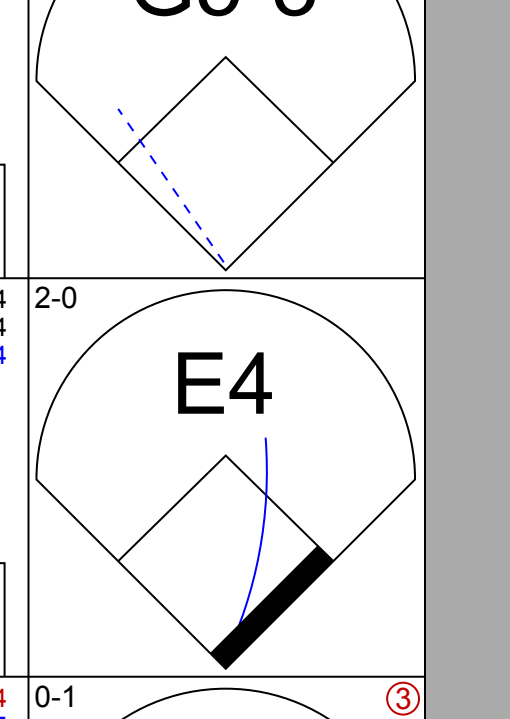
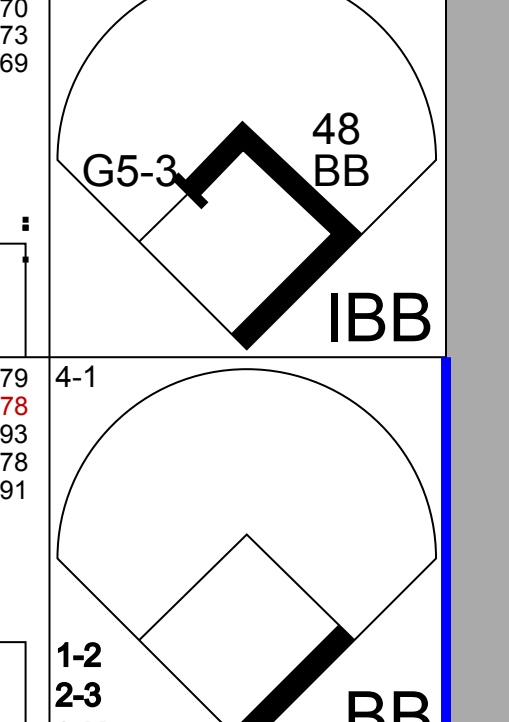
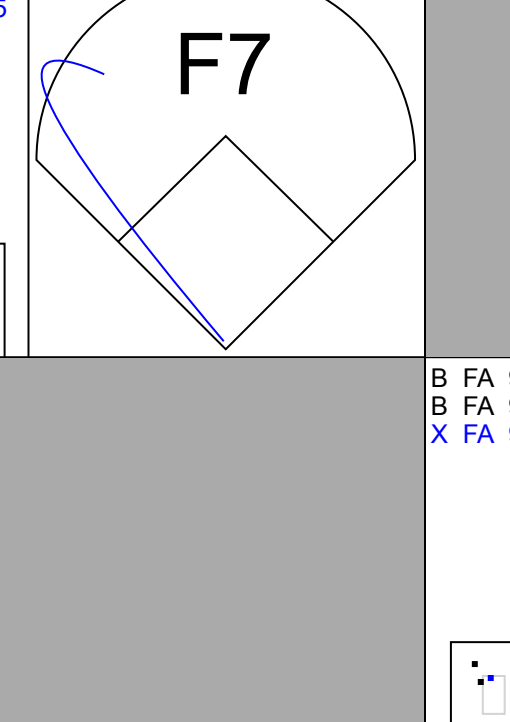
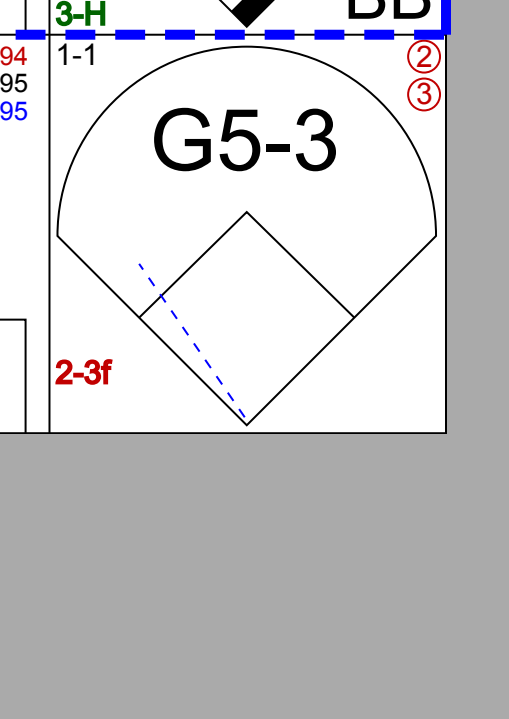
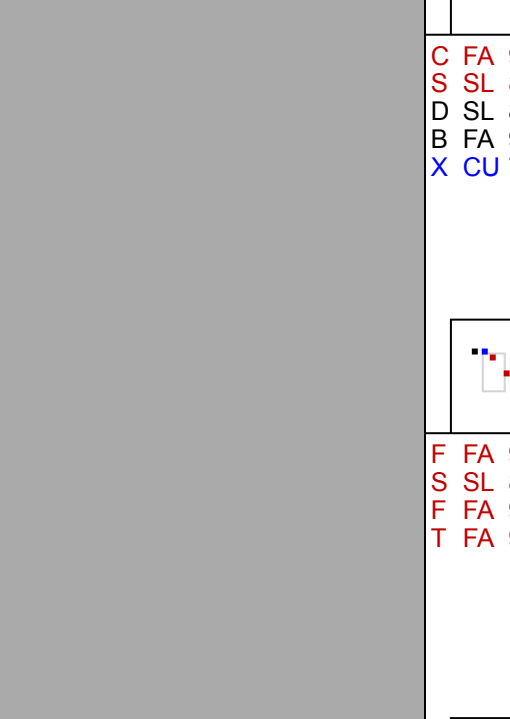

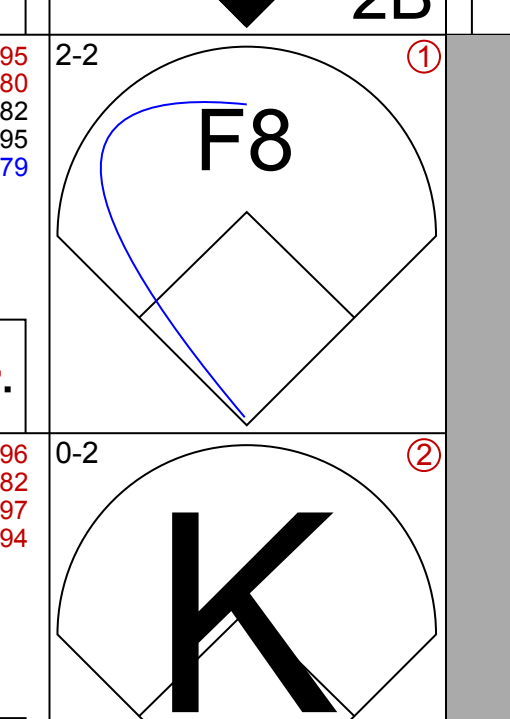
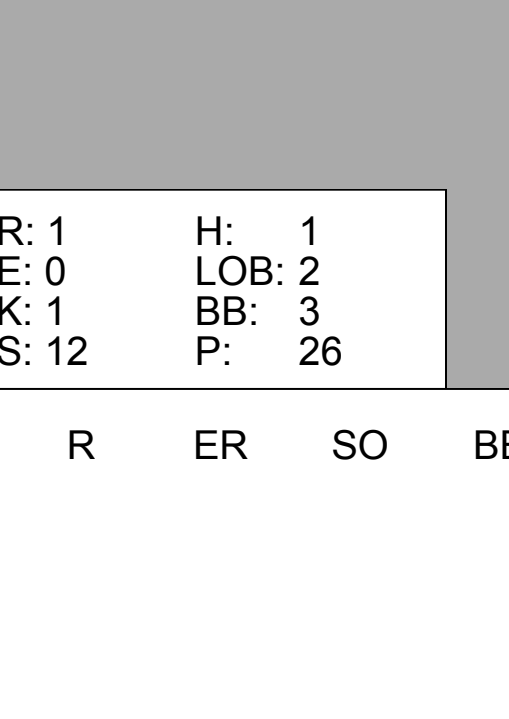

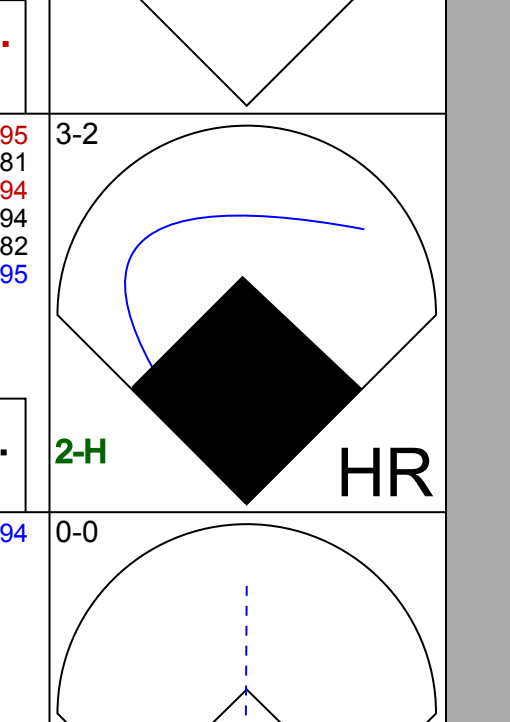
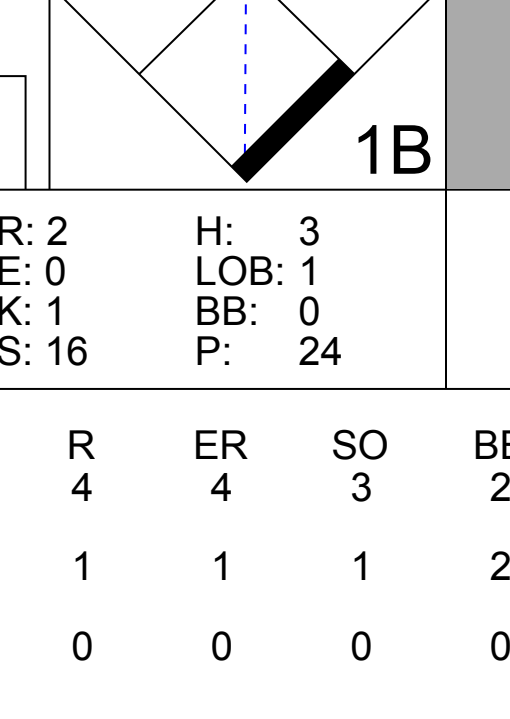



Batter	1	2	3	4	5	6	7	8	9	10	AB	R	H	RBI	BB	SO	LOB	BOTTOM				
Kenny Lofton, L OBP: 0.366, SLG: 0.413	G3		G4-3		L9			K		24 G3 WP 1B	3	0	0	0	0	0	0	Detroit Tigers @ Cleveland Indians Jacobs Field, Cleveland, OH Tue Aug 14, 2007, 7:05 PM EDT Att: 37,570 - Clear - 76 F				
Jason Michaels, R OBP: 0.320, SLG: 0.421										24 G3 BB	2	1	0	0	2	0	0					
Casey Blake, R OBP: 0.341, SLG: 0.441	24 HR HBP		F9			P2		24 BB		24 G3 BB	2	1	0	0	2	0	0					
24 Grady Sizemore, L OBP: 0.361, SLG: 0.462	1H HR									G3	3	1	2	2	2	0	2					
41 Victor Martinez, S OBP: 0.371, SLG: 0.505	G3		K			G3-1		K		K	5	0	0	0	0	3	6					
48 Travis Hafner, L OBP: 0.378, SLG: 0.435	25 FC6-4 1B				K			F8		G6-3	5	0	1	0	0	2	4					
25 Ryan Garko, R OBP: 0.377, SLG: 0.499	FC6-4				K						3	0	1	0	0	1	1					
Chris Gomez, R OBP: 0.346, SLG: 0.402					K						1	0	1	0	0	0	0					
2 Johnny Peralta, R OBP: 0.342, SLG: 0.440		K			K			G6-3		K	4	0	0	0	0	3	2					
Trot Nixon, L OBP: 0.340, SLG: 0.350											2	0	0	0	1	0	0					
Franklin Gutierrez, R OBP: 0.316, SLG: 0.476		G4-3									1	0	0	0	0	1	1					
29 Josh Barfield, R OBP: 0.271, SLG: 0.325		K									4	0	0	0	0	3	3					
Inning Stats	R: 2 E: 0 K: 0 S: 11	H: 2 LOB: 1 BB: 0 P: 20	R: 0 E: 0 K: 2 S: 7	H: 0 LOB: 0 BB: 0 P: 10	R: 0 E: 0 K: 1 S: 10	H: 1 LOB: 1 BB: 0 P: 17	R: 0 E: 0 K: 3 S: 11	H: 0 LOB: 0 BB: 0 P: 15	R: 0 E: 0 K: 0 S: 6	H: 0 LOB: 0 BB: 0 P: 10	R: 0 E: 0 K: 2 S: 8	H: 1 LOB: 2 BB: 1 P: 22	R: 0 E: 0 K: 2 S: 11	H: 0 LOB: 2 BB: 2 P: 24	R: 0 E: 0 K: 3 S: 17	H: 1 LOB: 1 BB: 0 P: 25	R: 0 E: 0 K: 1 S: 11	H: 1 LOB: 2 BB: 1 P: 19	1B: 3 2B: 2 3B: 0 HR: 1	SF: 0 SAC: 0 DP: 0 HBP: 1	WP: 1 PB: 0 SB: 0 CS: 1	PA: 41
PITCHER	IP 7.0	WLS 27	H 4	R 2	ER 2	SO 8	BB 1	IBB 1	HBP 1	BLK 0	WP 0	HR 1	S 65	P 109	ERA 2.57	WHIP 0.714						
38 Jeremy Bonderman, R ERA: 4.65	1.0	5	0	0	0	2	2	0	0	0	0	0	11	24	0.00	2.000						
Tim Lincecum, L ERA: 3.36	1.0	W	4	1	0	0	3	0	0	0	0	0	17	25	0.00	1.000						
56 Fernando Rodney, R ERA: 4.59	1.0		5	1	0	0	1	1	0	0	0	0	11	19	0.00	2.000						
59 Todd Jones, R ERA: 4.38																						

AB	35
R	2
H	6
RBI	2
BB	5
SO	14
LOB	19



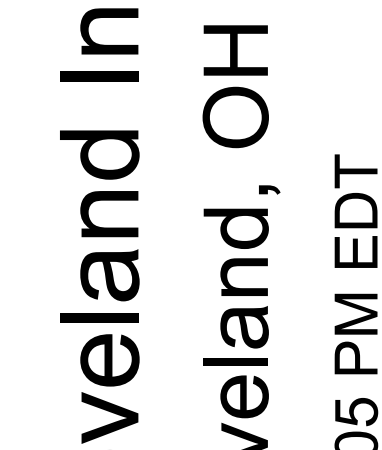
Batter	1	2	3	4	5	6	7	8	9	AB	R	H	RBI	BB	SO	LOB	TOP										
28 Curtis Granderson, L (1.8) OBP: 0.344, SLG: 0.547										3	0	1	1	1	1	0	Detroit Tigers @ Cleveland Indians Jacobs Field, Cleveland, OH Wed Aug 15 2007, 7:05 PM EDT Att: 39,250 - Cloudy - 76 F										
33 Marcus Thames, R (1.7) OBP: 0.294, SLG: 0.519										4	0	0	0	0	2	2											
3 Gary Sheffield, R (1.10) OBP: 0.387, SLG: 0.507										4	0	1	0	0	0	1											
30 Magglio Ordonez, R (1.9) OBP: 0.430, SLG: 0.598										3	1	0	0	1	1	2											
9 Carlos Guillen, S (1.6) OBP: 0.369, SLG: 0.505										4	0	0	0	0	3	1											
Sean Casey, L (1.3) OBP: 0.352, SLG: 0.388										4	0	1	0	0	1	1											
25 Ryan Raburn, R (1.4) OBP: 0.360, SLG: 0.569										4	0	0	0	0	1	2											
Mike Rabelo, S (1.2) OBP: 0.310, SLG: 0.367										4	0	1	1	0	2	1											
15 Brandon Inge, R (1.5) OBP: 0.316, SLG: 0.391										3	1	1	0	0	1	2											
Inning Stats	R: 0 E: 0 K: 1 S: 9	H: 0 LOB: 0 BB: 0 P: 14	R: 1 E: 1 K: 1 S: 12	H: 1 LOB: 2 BB: 1 P: 20	R: 0 E: 0 K: 1 S: 10	H: 0 LOB: 0 BB: 0 P: 16	R: 0 E: 0 K: 1 S: 6	H: 0 LOB: 0 BB: 0 P: 10	R: 0 E: 0 K: 2 S: 9	H: 0 LOB: 0 BB: 0 P: 11	R: 0 E: 0 K: 1 S: 6	H: 0 LOB: 0 BB: 0 P: 9	R: 1 E: 0 K: 1 S: 8	H: 2 LOB: 1 BB: 0 P: 11	R: 0 E: 0 K: 2 S: 16	H: 1 LOB: 1 BB: 0 P: 25		1B: 4 2B: 3 3B: 1 HR: 0	SF: 0 SAC: 0 DP: 0 HBP: 0	WP: 0 PB: 0 SB: 0 CS: 0	PA: 35						
PITCHER	IP	WLS	BF	H	R	ER	SO	BB	IBB	HBP	BLK	WP	HR	S	P	ERA	WHIP										
55 Roberto Hernandez, R (1.1) ERA: 3.16	8.0	W	31	4	2	1	10	2	0	0	0	0	0	69	104	1.12	0.750										
47 Joe Borowski, R (9.1) ERA: 5.55	1.0	S	4	1	0	0	2	0	0	0	0	0	0	16	25	0.00	1.000										

Batter	1	2	3	4	5	6	7	8	9	AB	R	H	RBI	BB	SO	LOB	BOTTOM										
Kenny Lofton, L (1.7) OBP: 0.364, SLG: 0.410										3	0	0	0	0	1	1	Detroit Tigers @ Cleveland Indians Jacobs Field, Cleveland, OH Wed Aug 15 2007, 7:05 PM EDT Att: 39,250 - Cloudy - 76 F										
Jason Michaels, R (8.7) OBP: 0.322, SLG: 0.421										4	0	1	0	0	0	0											
Casey Blake, R (1.5) OBP: 0.340, SLG: 0.442										3	2	1	0	1	1	2											
24 Grady Sizemore, L (1.8) OBP: 0.382, SLG: 0.465										2	0	1	1	2	0	1											
41 Victor Martinez, S (1.2) OBP: 0.374, SLG: 0.505										2	0	1	1	2	0	1											
48 Travis Hafner, L (1.10) OBP: 0.379, SLG: 0.437										3	1	1	1	1	0	2											
29 Josh Barfield, R (8.10) OBP: 0.271, SLG: 0.325										0	0	0	0	0	0	0											
25 Ryan Garko, R (1.3) OBP: 0.374, SLG: 0.494										3	0	0	0	0	1	1											
Chris Gomez, R (8.9) OBP: 0.344, SLG: 0.400										1	0	0	0	0	0	3											
2 Jhonny Perally, R (1.6) OBP: 0.340, SLG: 0.437										3	0	0	0	0	1	1											
Franklin Gutierrez, R (1.9) OBP: 0.323, SLG: 0.497										2	1	1	2	0	0	0											
13 Asdrubal Cabrera, S (1.4) OBP: 0.308, SLG: 0.333										3	0	1	0	0	0	1											
Inning Stats	R: 0 E: 1 K: 1 S: 10	H: 0 LOB: 1 BB: 0 P: 15	R: 2 E: 0 K: 1 S: 16	H: 3 LOB: 1 BB: 0 P: 24	R: 1 E: 0 K: 0 S: 6	H: 1 LOB: 0 BB: 1 P: 14	R: 0 E: 0 K: 1 S: 8	H: 0 LOB: 0 BB: 0 P: 12	R: 0 E: 0 K: 0 S: 8	H: 0 LOB: 0 BB: 0 P: 12	R: 1 E: 0 K: 0 S: 9	H: 1 LOB: 0 BB: 1 P: 20	R: 0 E: 0 K: 0 S: 5	H: 0 LOB: 0 BB: 0 P: 7	R: 1 E: 0 K: 1 S: 12	H: 1 LOB: 2 BB: 3 P: 26	1B: 2 2B: 3 3B: 1 HR: 1	SF: 0 SAC: 0 DP: 4 HBP: 1	WP: 1 PB: 0 SB: 0 CS: 0	PA: 33							
PITCHER	IP	WLS	BF	H	R	ER	SO	BB	IBB	HBP	BLK	WP	HR	S	P	ERA	WHIP										
46 Jair Jurrjens, R (1.1) ERA: 5.14	7.0	L	27	4	4	4	3	2	0	1	0	0	0	10	23	27.00	9.000										
44 Bobby Seay, L (8.1) ERA: 3.18	0.1		5	1	1	1	1	2	1	0	0	0	0	2	3	0.00	0.000										
Jason Grilli, R (8.1) ERA: 5.86	0.2		1	0	0	0	0	0	0	0	0	0	0	2	3	0.00	0.000										

AB 33
R 2
H 5
RBI 2
BB 2
SO 12
LOB 12



AB 27
R 5
H 6
RBI 4
BB 5
SO 4
LOB 12



Batter	1	2	3	4	5	6	7	8	9	AB	R	H	RBI	BB	SO	LOB	TOP				
Kenny Lofton, L OBP: 0.364, SLG: 0.410 (1, 7)	F7	24 BB 1B		F7		F7		1B		5	0	2	0	0	0	0	Cleveland Indians @ Tampa Bay Devil Rays Tropicana Field, St. Petersburg, FL Fri Aug 17 2007, 7:10 PM EDT Att: 15,343 - Dome - 72 F				
Casey Blake, R OBP: 0.343, SLG: 0.444 (1, 5)	G6-3	24 BB BB		1B		2B		F7		4	0	2	0	1	0	1					
24 Grady Sizemore, L OBP: 0.382, SLG: 0.466 (1, 8)	25 1B 2B	2B		F7		F8			G3-1	4	1	1	0	1	0	2					
41 Victor Martinez, S OBP: 0.379, SLG: 0.509 (1, 3)	25 1B BB	G3-1								4	0	3	0	1	0	3					
25 Ryan Garko, R OBP: 0.374, SLG: 0.491 (1, 10)	2 FC6-4 1B			BB						4	0	1	1	1	1	3					
2 Johnny Peralta, R OBP: 0.343, SLG: 0.438 (1, 6)	FC6-4			L8						4	0	2	0	1	0	3					
Franklin Gutierrez, R OBP: 0.323, SLG: 0.507 (7, PH)																					
48 Travis Hafner, L OBP: 0.379, SLG: 0.436 (7, PH)																					
Jason Michaels, R OBP: 0.321, SLG: 0.419 (7, 9)		13 SF8 3B		K						3	1	1	0	0	1	3					
10 Kelly Shoppach, R OBP: 0.321, SLG: 0.467 (1, 2)		G5-3		K						4	0	0	0	0	3	4					
13 Asdrubal Cabrera, S OBP: 0.235, SLG: 0.267 (1, 4)		SF8								3	0	0	1	0	0	0					
Inning Stats	R: 1 E: 0 K: 0 S: 13	H: 2 LOB: 2 BB: 1 P: 21	R: 1 E: 0 K: 0 S: 10	H: 2 LOB: 3 BB: 2 P: 20	R: 0 E: 0 K: 2 S: 8	H: 0 LOB: 1 BB: 1 P: 12	R: 0 E: 0 K: 0 S: 12	H: 1 LOB: 1 BB: 0 P: 17	R: 0 E: 0 K: 2 S: 5	H: 1 LOB: 1 BB: 0 P: 9	R: 0 E: 0 K: 0 S: 5	H: 2 LOB: 1 BB: 0 P: 9	R: 0 E: 0 K: 1 S: 8	H: 1 LOB: 1 BB: 0 P: 10	R: 0 E: 0 K: 0 S: 10	H: 2 LOB: 2 BB: 0 P: 13	1B: 8 2B: 4 3B: 1 HR: 0	SF: 1 SAC: 0 DP: 1 HBP: 0	WP: 0 PB: 0 SB: 0 CS: 0	PA: 43	
PITCHER	IP	WLS	BF	H	R	ER	SO	BB	IBB	HBP	BLK	WP	HR	S	P	ERA	WHIP				
36 Edwin Jackson, R ERA: 5.69 (1, 1)	6.0	L	30	7	2	2	4	5	0	0	0	0	0	60	100	3.00	2.000				
Scott Dohmann, R ERA: 2.77 (7, 1)	2.0		8	3	0	0	1	0	0	0	0	0	0	13	19	0.00	1.500				
53 Juan Salas, R ERA: 3.2 (9, 1)	1.0		5	2	0	0	0	0	0	0	0	0	0	10	13	0.00	2.000				

AB	37
R	2
H	12
RBI	2
BB	5
SO	5
LOB	23



Batter	1	2	3	4	5	6	7	8	9	AB	R	H	RBI	BB	SO	LOB	BOTTOM					
1 Akinori Iwamura, L OBP: 0.365, SLG: 0.395 (1, 5)	F9		K		2 L8-4 13 1B 1B				F9	5	0	2	0	0	1	1	Cleveland Indians @ Tampa Bay Devil Rays Tropicana Field, St. Petersburg, FL Fri Aug 17 2007, 7:10 PM EDT Att: 15,343 - Dome - 72 F					
13 Carl Crawford, L OBP: 0.383, SLG: 0.485 (1, 7)	23 E 23 S 1B		F8		1-2 2-H 1B				G4-6-3	4	0	2	1	0	0	1						
2 B.J. Upton, R OBP: 0.398, SLG: 0.531 (1, 8)	K		K		L8-4 2-2 1B					4	0	1	0	0	2	3						
23 Carlos Pena, L OBP: 0.374, SLG: 0.545 (1, 3)	F7			1B	F7					4	0	1	0	0	0	3						
Delmon Young, R OBP: 0.323, SLG: 0.413 (1, 9)		G4-3 2B		1-3 1B		L8			F9	4	0	2	0	0	0	1						
Brendan Harris, R OBP: 0.352, SLG: 0.426 (1, 4)		G5-3		P4		F8			F9	4	0	0	0	0	0	4						
Greg Norton, S OBP: 0.335, SLG: 0.290 (1, 10)		G4-3		K						4	0	2	0	0	1	3						
18 Ben Zobrist, S OBP: 0.184, SLG: 0.206 (1, 6)																						
31 Jonny Gomes, R OBP: 0.333, SLG: 0.498 (9, PH)				P5						2	0	0	0	1	1	3						
Josh Paul, R OBP: 0.224, SLG: 0.235 (1, 2)										1	0	0	0	0	1	1						
Josh Wilson, R OBP: 0.296, SLG: 0.323 (9, PH)		P3		13 1B 1B						1	0	0	0	0	1	1						
Inning Stats	R: 0 E: 0 K: 1 S: 11	H: 1 LOB: 1 BB: 0 P: 17	R: 0 E: 0 K: 0 S: 8	H: 1 LOB: 2 BB: 1 P: 16	R: 0 E: 0 K: 2 S: 8	H: 0 LOB: 0 BB: 0 P: 8	R: 0 E: 0 K: 1 S: 15	H: 2 LOB: 0 BB: 0 P: 24	R: 1 E: 0 K: 0 S: 11	H: 3 LOB: 1 BB: 0 P: 18	R: 0 E: 0 K: 1 S: 9	H: 1 LOB: 0 BB: 0 P: 15	R: 0 E: 0 K: 1 S: 5	H: 1 LOB: 0 BB: 0 P: 7	R: 0 E: 0 K: 0 S: 7	H: 1 LOB: 1 BB: 0 P: 9	R: 0 E: 0 K: 1 S: 11	H: 1 LOB: 1 BB: 0 P: 17	1B: 10 2B: 2 3B: 0 HR: 0	SF: 0 SAC: 0 DP: 2 HBP: 0	WP: 0 PB: 0 SB: 1 CS: 0	PA: 37
PITCHER	IP	WLS	BF	H	R	ER	SO	BB	IBB	HBP	BLK	WP	HR	S	P	ERA	WHIP					
Paul Byrd, R ERA: 4.41 (1, 1)	6.0	W	26	6	1	1	5	1	0	0	0	0	0	62	98	1.50	1.500					
53 Rafael Perez, L ERA: 1.71 (7, 1)	1.1	H	5	2	0	0	1	0	0	0	0	0	0	8	11	0.00	1.500					
63 Rafael Betancourt, R ERA: 1.59 (8, 1)	0.2	H	2	0	0	0	0	0	0	0	0	0	0	4	5	0.00	0.000					
47 Joe Borowski, R ERA: 5.44 (9, 1)	1.0	S	4	1	0	0	1	0	0	0	0	0	0	11	17	0.00	1.000					

AB	36
R	1
H	11
RBI	1
BB	1
SO	7
LOB	23



Batter	1	2	3	4	5	6	7	8	9	AB R H RBI BB SO LOB	TOP									
Kenny Lofton, L (1, 7) OBP: 0.365, SLG: 0.411 Jason Michaels, R (8, PH) OBP: 0.320, SLG: 0.417	F8	F8		F7		WP 1B		K		4 0 2 1 0 0 2 1 0 0 0 0 1 2	Cleveland Indians @ Tampa Bay Devil Rays Tropicana Field, St. Petersburg, FL Sat Aug 18 2007, 7:10 PM EDT Att: 24,397 - Dome - 72 F livebaseballscorecards.com									
Casey Blake, R (1, 5) OBP: 0.342, SLG: 0.442	G6-3	F8			K	K				5 0 1 2 0 2 3										
24 Grady Sizemore, L (1, 8) OBP: 0.382, SLG: 0.471			G4-3		HR		K	G1-3		5 1 2 1 0 1 1										
41 Victor Martinez, S (1, 2) OBP: 0.377, SLG: 0.506	P6		F9		P2		F7			5 0 1 0 0 0 1										
48 Travis Hafner, L (1, 10) OBP: 0.380, SLG: 0.435 Chris Gomez, R (9, PH) OBP: 0.342, SLG: 0.398		13 HR 2B	G4-3		K		25 2B			3 2 1 0 1 1 10 1 0 0 0 0 1 1										
25 Ryan Garko, R (1, 3) OBP: 0.380, SLG: 0.500		F9		1B 13 FC3-2 2B		2B 1B HBP		2 G6-4-3 1B		4 1 3 1 0 0 1										
2 Johnny Perella, R (1, 6) OBP: 0.343, SLG: 0.438		13 HR 1B		K		1B 1B		P4	G6-4-3	5 1 2 0 0 1 3										
Trot Nixon, L (1, 9) OBP: 0.348, SLG: 0.350 Franklin Gutierrez, R (8, PH) OBP: 0.327, SLG: 0.507		K		13 FC3-2 1B		F7		13 2B 1B	BB	3 0 1 0 0 1 4 0 1 0 0 1 0 0										
13 Asdrubal Cabrera, S (1, 4) OBP: 0.286, SLG: 0.526		1-H 2-H HR		FC3-2		F7			1B 2B	4 2 2 3 0 0 4										
Inning Stats	R: 0 E: 0 K: 0 S: 12	H: 1 LOB: 1 BB: 0 P: 21	R: 3 E: 0 K: 1 S: 23	H: 4 LOB: 1 BB: 0 P: 31	R: 0 E: 0 K: 0 S: 7	H: 0 LOB: 0 BB: 0 P: 16	R: 1 E: 0 K: 2 S: 11	H: 1 LOB: 0 BB: 0 P: 16	R: 1 E: 0 K: 1 S: 16	H: 2 LOB: 2 BB: 0 P: 25		R: 1 E: 0 K: 1 S: 7	H: 1 LOB: 1 BB: 1 P: 15	R: 2 E: 0 K: 1 S: 19	H: 2 LOB: 1 BB: 1 P: 30	R: 0 E: 0 K: 1 S: 14	H: 2 LOB: 1 BB: 0 P: 22	1B: 10 2B: 3 3B: 0 HR: 2	SF: 0 SAC: 0 DP: 1 HBP: 1	WP: 1 PB: 0 SB: 0 CS: 0
PITCHER	IP WLS BF H R ER SO BB IBB HBP BLK WP HR S P ERA WHIP											IP WLS BF H R ER SO BB IBB HBP BLK WP HR S P ERA WHIP								
49 Jason Hammel, R (1, 1) ERA: 6.7	5.0 L 23 8 4 4 4 0 0 0 0 0 2 69 105 7.20 1.600																			
53 Juan Salas, R (6, 1) ERA: 3.42	1.0 6 2 1 1 1 0 0 0 0 1 0 16 25 9.00 2.000																			
Jon Switzer, L (7, 1) ERA: 18.0	1.1 7 2 3 3 1 2 0 0 0 0 0 0 15 29 20.25 3.000																			
Brian Stokes, R (8, 1) ERA: 7.24	1.2 7 3 0 0 2 0 0 0 0 0 0 25 38 0.00 1.800																			

Batter	1	2	3	4	5	6	7	8	9	AB R H RBI BB SO LOB	BOTTOM									
1 Akinori Iwamura, L (1, 5) OBP: 0.361, SLG: 0.390	G3			F8			K		G3-1	4 0 0 0 0 1 0	Cleveland Indians @ Tampa Bay Devil Rays Tropicana Field, St. Petersburg, FL Sat Aug 18 2007, 7:10 PM EDT Att: 24,397 - Dome - 72 F livebaseballscorecards.com									
13 Carl Crawford, L (1, 7) OBP: 0.382, SLG: 0.483	K			2 G5-4-3 1B			G6-3		F7	4 0 1 0 0 1 0										
2 B.J. Upton, R (1, 8) OBP: 0.397, SLG: 0.526	G4-3			G5-4-3			23 2B BB		F9	3 1 0 0 1 0 1										
23 Carlos Pena, L (1, 3) OBP: 0.374, SLG: 0.546		F7			K		1-H 2B			3 0 1 1 0 1 0										
Delmon Young, R (1, 9) OBP: 0.321, SLG: 0.411		K			G5-3		G6-3			3 0 0 0 0 1 1										
Brendan Harris, R (1, 4) OBP: 0.352, SLG: 0.425		G6-3			G5-3					3 0 1 0 0 0 0										
31 Jonny Gomes, R (1, 10) OBP: 0.333, SLG: 0.493							F7		K	2 0 0 0 1 1 1										
30 Dioner Navarro, S (1, 2) OBP: 0.260, SLG: 0.316							F7		P4	3 0 0 0 0 0 2										
18 Ben Zobrist, S (1, 6) OBP: 0.184, SLG: 0.206 Josh Wilson, R (3, PH) OBP: 0.291, SLG: 0.316							G5-3		K	0 0 0 0 0 0 0 3 0 0 0 0 1 2										
Inning Stats	R: 0 E: 0 K: 1 S: 5	H: 0 LOB: 0 BB: 0 P: 9	R: 0 E: 0 K: 1 S: 8	H: 0 LOB: 0 BB: 0 P: 12	R: 0 E: 0 K: 0 S: 11	H: 0 LOB: 0 BB: 1 P: 19	R: 0 E: 0 K: 0 S: 8	H: 1 LOB: 0 BB: 0 P: 11	R: 0 E: 0 K: 0 S: 6	H: 0 LOB: 0 BB: 0 P: 9		R: 1 E: 0 K: 1 S: 10	H: 1 LOB: 1 BB: 1 P: 20	R: 0 E: 0 K: 2 S: 13	H: 1 LOB: 1 BB: 0 P: 15	R: 0 E: 0 K: 0 S: 7	H: 0 LOB: 0 BB: 0 P: 9	1B: 2 2B: 1 3B: 0 HR: 0	SF: 0 SAC: 0 DP: 2 HBP: 0	WP: 0 PB: 0 SB: 0 CS: 0
PITCHER	IP WLS BF H R ER SO BB IBB HBP BLK WP HR S P ERA WHIP											IP WLS BF H R ER SO BB IBB HBP BLK WP HR S P ERA WHIP								
37 Jake Westbrook, R (1, 1) ERA: 4.75	7.0 W 23 2 1 1 4 2 0 0 0 0 0 0 13 15 0.00 1.000																			
50 Jensen Lewis, R (8, 1) ERA: 2.7	1.0 4 1 0 0 2 0 0 0 0 0 0 0 7 9 0.00 0.000																			
Aaron Fultz, L (9, 1) ERA: 3.16	1.0 3 0 0 0 0 0 0 0 0 0 0 0 7 9 0.00 0.000																			

Batter	1	2	3	4	5	6	7	8	9	10	11	12	AB	R	H	RBI	BB	SO	LOB	TOP											
Kenny Lofton, L OBP: 0.366, SLG: 0.409 (1, 7)	4-1 G5-3 41 1B BB		3-2 G4-3		1-2 24 G1-3 1B		2-2 FC5-4 1-2			2-3 K		0-0 SH5-3	4 1 1 0 1 1 2																		
Franklin Gutierrez, R OBP: 0.319, SLG: 0.493 (10, PH) Trot Nixon, L OBP: 0.350, SLG: 0.352 (10, PR) Jason Michaels, R OBP: 0.318, SLG: 0.415 (10, 9)	3-2 G5-3		0-0 B1-3		2-3 K		1-3 K			SAFE 3-2 41 SF9 24 HBP 1B		0-2 G5-3	4 0 0 0 0 2 3 1 0 1 0 0 0 0 1 0 0 0 0 0 0 1																		
24 Grady Sizemore, L OBP: 0.382, SLG: 0.467 (1, 8)	2-3 K		2-2 G3-1		0-0 G1-3				1-1 F8		1-2 HBP	4-1 BB	4 0 0 0 1 1 2																		
41 Victor Martinez, S OBP: 0.374, SLG: 0.552 (1, 2)	1-1 1B				1-1 F8				3-3 K		2-0 SF9	1-1 G4-3	5 0 1 2 0 1 3																		
48 Travis Hafner, L OBP: 0.378, SLG: 0.435 (1, 10)	1-1 F9				1-1 25 1B 2 SF8 2B				1-3 K		1-0 G6-3		5 1 1 0 0 1 3																		
25 Ryan Carko, R OBP: 0.380, SLG: 0.501 (1, 3)		2-2 G4-3 2B			1-2 1B				0-3 K		1-0 P4		5 0 2 0 0 1 0																		
2 Jhonny Peralta, R OBP: 0.340, SLG: 0.434 (1, 6)		1-3 K			2-3 SF8				2-3 K			1-2 F8	4 0 0 1 0 3 1																		
Chris Gomez, R OBP: 0.339, SLG: 0.392 (1, 5)		1-1 G4-3			3-1 1B				2-1 L8			0-3 K	5 0 1 0 0 1 1																		
13 Asdrubal Cabrera, S OBP: 0.346, SLG: 0.522 (1, 4)		2-2 G3			1-0 F7				4-2 FC5-4 BB		3-2 1B 41 SF9 1B	3-2 G5-3 SH5-3 1B	4 1 2 0 1 0 3																		
Inning Stats	R: 1 E: 0 K: 12	H: 1 LOB: 1 BB: 1 P: 23	R: 0 E: 0 K: 1 S: 15	H: 1 LOB: 0 BB: 0 P: 21	R: 0 E: 0 K: 0 S: 10	H: 0 LOB: 0 BB: 0 P: 15	R: 1 E: 0 K: 0 S: 13	H: 3 LOB: 0 BB: 0 P: 17	R: 0 E: 0 K: 1 S: 12	H: 1 LOB: 1 BB: 0 P: 15	R: 0 E: 0 K: 3 S: 9	H: 0 LOB: 0 BB: 0 P: 12	R: 0 E: 0 K: 1 S: 15	H: 0 LOB: 0 BB: 0 P: 22	R: 0 E: 0 K: 1 S: 10	H: 0 LOB: 0 BB: 0 P: 15	R: 0 E: 0 K: 1 S: 17	H: 2 LOB: 2 BB: 0 P: 29	R: 0 E: 0 K: 1 S: 9	H: 0 LOB: 0 BB: 0 P: 12	R: 0 E: 0 K: 0 S: 11	H: 1 LOB: 2 BB: 1 P: 19	1B: 7 2B: 2 3B: 0 HR: 0	SF: 2 SAC: 1 DP: 0 HBP: 1	WP: 0 PB: 0 CS: 0	PA: 49					
PITCHER	IP WLS BF H R ER SO BB IBB HBP BLK WP HR S P ERA WHIP	33 James Shields, R ERA: 4.18	47 Gary Glover, R ERA: 5.23	35 Dan Wheeler, R ERA: 5.34	28 Al Reyes, R ERA: 4.73	Scott Dohmann, R ERA: 2.4																									

Cleveland Indians @ Tampa Bay Devil Rays
Tropicana Field, St. Petersburg, FL
Sun Aug 19 2007, 1:40 PM EDT
Att. 22,328 - Dome - 72 F


AB 42
R 3
H 9
RBI 3
BB 3
SO 11
LOB 19



Batter	1	2	3	4	5	6	7	8	9	10	11	12	AB	R	H	RBI	BB	SO	LOB	BOTTOM										
1 Akinori Iwamura, L OBP: 0.359, SLG: 0.358 (1, 5)	1-3 K			0-2 K		1-2 FC4-6 13 S 1-2		2-2 K		1-1 13 1B			5 0 1 0 0 3 1																	
13 Carl Crawford, L OBP: 0.360, SLG: 0.480 (1, 7)	2-1 G4-3			1-1 L3		3-3 K		0-0 G1-3		0-1 1B			5 0 1 1 0 1 1																	
2 B.J. Upton, R OBP: 0.394, SLG: 0.530 (1, 8)	0-1 G4-3			3-2 HR		1-2 G4-3				2-3 K		0-0 F8	5 1 1 1 0 1 4																	
23 Carlos Pena, L OBP: 0.374, SLG: 0.555 (1, 3)		0-1 P5		0-0 P5			0-1 HR			3-2 2B		0-0 F7	5 1 2 1 0 0 0																	
Delmon Young, R OBP: 0.320, SLG: 0.407 (1, 9)		2-0 F8				1-2 G6-3		1-3 K		4-0 G1-6-3 IBB		1-1 G6-3	4 0 0 0 1 1 0																	
Brendan Harris, R OBP: 0.353, SLG: 0.428 (1, 4)		3-2 P6			0-1 31 G3 2B			3-1 1B		0-2 G1-6-3		2-3 K	5 0 2 0 0 1 2																	
31 Jonny Gomes, R OBP: 0.331, SLG: 0.491 (1, 10)					1-0 G3			1-2 F9		1-3 K		0-1 29 1B 2B	5 1 1 0 0 2 2																	
Josh Wilson, R OBP: 0.286, SLG: 0.311 (1, 6)				1-2 P6				0-0 G3		3-3 K		1-2 1B	3 0 0 0 0 0 2																	
Greg Norton, S OBP: 0.333, SLG: 0.288 (10, PH) 29 Joel Guzman, R OBP: 1.000, SLG: 1.000 (11, 6)					2-3 G5-3							2-H 1B	1 0 1 1 0 0 0																	
30 Dioner Navarro, S OBP: 0.263, SLG: 0.316 (10, PR) Josh Paul, R OBP: 0.224, SLG: 0.235 (11, 2)					2-0 G6-3			0-0 FC4-6 1B		2-2 F8		4-2 1B 13 1B BB	3 0 1 0 1 0 0 0 1 0 0 0 0 0																	
Inning Stats	R: 0 E: 0 K: 1 S: 7	H: 0 LOB: 0 BB: 0 P: 10	R: 0 E: 0 K: 0 S: 7	H: 0 LOB: 0 BB: 0 P: 12	R: 0 E: 0 K: 1 S: 7	H: 0 LOB: 0 BB: 0 P: 12	R: 1 E: 0 K: 1 S: 10	H: 1 LOB: 0 BB: 0 P: 14	R: 0 E: 0 K: 0 S: 9	H: 1 LOB: 1 BB: 0 P: 12	R: 0 E: 0 K: 1 S: 11	H: 2 LOB: 1 BB: 1 P: 16	R: 0 E: 0 K: 1 S: 7	H: 0 LOB: 0 BB: 0 P: 11	R: 0 E: 0 K: 1 S: 10	H: 1 LOB: 1 BB: 1 P: 19	R: 1 E: 0 K: 2 S: 13	H: 2 LOB: 3 BB: 1 P: 22	R: 0 E: 0 K: 1 S: 8	H: 0 LOB: 0 BB: 0 P: 11	R: 1 E: 0 K: 0 S: 6	H: 2 LOB: 1 BB: 0 P: 7	1B: 5 2B: 3 3B: 0 HR: 2	SF: 0 SAC: 0 DP: 1 HBP: 0	WP: 0 PB: 0 CS: 0	PA: 44				
PITCHER	IP WLS BF H R ER SO BB IBB HBP BLK WP HR S P ERA WHIP	CC Sabathia, L ERA: 4.43	63 Rafael Betancourt, R ERA: 1.56	47 Jose Borowski, R ERA: 5.51	53 Rafael Perez, L ERA: 1.98																									

Cleveland Indians @ Tampa Bay Devil Rays
Tropicana Field, St. Petersburg, FL
Sun Aug 19 2007, 1:40 PM EDT
Att. 22,328 - Dome - 72 F

AB 42
R 4
H 10
RBI 4
BB 2
SO 10
LOB 12



Batter	1	2	3	4	5	6	7	8	9	AB	R	H	RBI	BB	SO	LOB	TOP	
Kenny Lofton, L (1, 7) OBP: 0.367, SLG: 0.407										2	0	0	0	2	1	0	Cleveland Indians @ Detroit Tigers Comerica Park, Detroit, MI Tue Aug 21 2007, 7:05 PM EDT Att: 42,868 - Cloudy - 69 F	
Casey Blake, R (1, 5) OBP: 0.336, SLG: 0.438										4	0	0	0	0	1	2		
24 Grady Sizemore, L (1, 8) OBP: 0.379, SLG: 0.463										4	0	0	0	0	0	1		
41 Victor Martinez, S (1, 2) OBP: 0.372, SLG: 0.499										3	0	0	0	0	0	0		
48 Travis Hafner, L (1, 10) OBP: 0.380, SLG: 0.434										1	0	0	0	2	0	0		
25 Ryan Garko, R (1, 3) OBP: 0.377, SLG: 0.497										3	0	0	0	0	0	2		
Trot Nixon, L (1, 9) OBP: 0.347, SLG: 0.348										3	0	0	0	0	0	0		
2 Jhonny Peralta, R (1, 6) OBP: 0.340, SLG: 0.440										3	1	1	1	0	0	0		
13 Asdrubal Cabrera, S (1, 4) OBP: 0.310, SLG: 0.462										3	0	0	0	0	0	0		
Inning Stats	R: 0 E: 0 K: 0 S: 6	H: 0 LOB: 0 BB: 1 P: 12	R: 0 E: 0 K: 0 S: 7	H: 0 LOB: 0 BB: 0 P: 8	R: 0 E: 0 K: 0 S: 6	H: 0 LOB: 0 BB: 0 P: 7	R: 0 E: 0 K: 1 S: 7	H: 0 LOB: 0 BB: 0 P: 9	R: 0 E: 0 K: 0 S: 4	H: 0 LOB: 1 BB: 1 P: 17	R: 0 E: 0 K: 0 S: 6	H: 0 LOB: 0 BB: 0 P: 9	R: 0 E: 0 K: 1 S: 12	H: 0 LOB: 0 BB: 0 P: 15	1B: 0 2B: 1 3B: 0 HR: 1	SF: 0 SAC: 0 DP: 2 HBP: 0		WP: 0 PB: 0 SB: 1 CS: 0
PITCHER	IP WLS BF H R ER SO BB IBB HBP BLK WP HR S P ERA WHIP																	
46 Jair Jurrjens, R (1, 1) ERA: 3.29	6.2 W 23 1 1 1 1 4 0 0 0 0 0 1 50 78 1.35 0.750																	
54 Joel Zumaya, R (7, 1) ERA: 3.57	0.1 H 1 0 0 0 0 0 0 0 0 0 0 0 3 5 0.00 0.000																	
56 Fernando Rodney, R (6, 1) ERA: 4.33	1.0 H 3 0 0 0 0 0 0 0 0 0 0 0 6 9 0.00 0.000																	
59 Todd Jones, R (9, 1) ERA: 4.66	1.0 S 3 0 0 0 1 0 0 0 0 0 0 0 12 15 0.00 0.000																	

Batter	1	2	3	4	5	6	7	8	9	AB	R	H	RBI	BB	SO	LOB	BOTTOM			
28 Curtis Granderson, L (1, 8) OBP: 0.347, SLG: 0.532										3	0	1	0	0	0	0	Cleveland Indians @ Detroit Tigers Comerica Park, Detroit, MI Tue Aug 21 2007, 7:05 PM EDT Att: 42,868 - Cloudy - 69 F			
14 Placido Polanco, R (1, 4) OBP: 0.387, SLG: 0.462										3	0	0	0	0	1					
3 Gary Sheffield, R (1, 10) OBP: 0.383, SLG: 0.495										3	0	0	0	0	2	0				
30 Magglio Ordonez, R (1, 9) OBP: 0.423, SLG: 0.589										3	1	1	1	0	0	0				
9 Carlos Guillen, S (1, 6) OBP: 0.366, SLG: 0.514										3	1	1	1	0	0	0				
Ivan Rodriguez, R (1, 2) OBP: 0.280, SLG: 0.430										3	0	0	0	0	0	0				
Sean Casey, L (1, 3) OBP: 0.345, SLG: 0.377										3	0	0	0	0	0	0				
33 Marcus Thames, R (1, 7) OBP: 0.283, SLG: 0.495										3	0	0	0	0	2	0				
25 Ryan Raburn, R (1, 5) OBP: 0.359, SLG: 0.557										2	0	0	0	0	1	0				
15 Brandon Inge, R (7, 5) OBP: 0.317, SLG: 0.389										0	0	0	0	0	0	0				
Inning Stats	R: 0 E: 0 K: 1 S: 9	H: 0 LOB: 0 BB: 0 P: 10	R: 0 E: 0 K: 0 S: 6	H: 0 LOB: 0 BB: 0 P: 8	R: 0 E: 0 K: 2 S: 9	H: 0 LOB: 0 BB: 0 P: 14	R: 0 E: 0 K: 1 S: 10	H: 0 LOB: 0 BB: 0 P: 14	R: 2 E: 0 K: 1 S: 9	H: 2 LOB: 0 BB: 0 P: 11	R: 0 E: 0 K: 0 S: 7	H: 1 LOB: 0 BB: 0 P: 7	R: 0 E: 0 K: 0 S: 5	H: 0 LOB: 0 BB: 0 P: 7	R: 0 E: 0 K: 0 S: 4	H: 0 LOB: 0 BB: 0 P: 6	1B: 0 2B: 2 3B: 0 HR: 2	SF: 0 SAC: 0 DP: 1 HBP: 0	WP: 0 PB: 0 SB: 0 CS: 0	PA: 26
PITCHER	IP WLS BF H R ER SO BB IBB HBP BLK WP HR S P ERA WHIP																			
55 Roberto Hernandez, R (1, 1) ERA: 3.11	8.0 L 26 3 2 2 5 0 0 0 0 0 0 2 59 77 2.25 0.375																			

AB	26
R	1
H	1
RBI	1
BB	4
SO	2
LOB	5



Batter	1	2	3	4	5	6	7	8	9	10	AB	R	H	RBI	BB	SO	LOB	TOP	
24 Grady Sizemore, L OBP: 0.379, SLG: 0.465	F8			G6-4-3 1B			K		2B	K	5	0	2	0	0	2	2		
Casey Blake, R OBP: 0.338, SLG: 0.434	F8			G6-4-3 1-2f			G1-6-3		G5-3		4	0	0	0	0	0	2		
41 Victor Martinez, S OBP: 0.373, SLG: 0.498	F8			G5-3			F8			2B	4	0	1	0	0	0	0		
29 Josh Barfield, R OBP: 0.271, SLG: 0.325										2B	4	0	1	0	0	0	0		
10 Kelly Shoppach, R OBP: 0.317, SLG: 0.457										2B	0	0	0	0	0	0	0		
48 Travis Hafner, L OBP: 0.379, SLG: 0.433	F9					P3				IBB	3	0	0	0	1	0	0		
25 Ryan Garko, R OBP: 0.375, SLG: 0.494										IBB	4	0	1	0	0	1	2		
13 Asdrubal Cabrera, S OBP: 0.324, SLG: 0.452										IBB	0	1	0	0	0	0	0		
2 Johnny Peralta, R OBP: 0.342, SLG: 0.441	G6-4-3					P4				IBB	3	1	1	0	1	0	1		
Franklin Gutierrez, R OBP: 0.320, SLG: 0.506										IBB	4	0	0	0	0	2	4		
Jason Michaels, R OBP: 0.312, SLG: 0.406										IBB	3	0	0	0	0	0	0		
Kenny Lofton, L OBP: 0.372, SLG: 0.413										IBB	1	0	1	1	0	0	0		
Chris Gomez, R OBP: 0.337, SLG: 0.389										IBB	4	0	1	2	0	0	0		
Inning Stats	R: 0 E: 0 K: 1 S: 5	H: 0 LOB: 0 BB: 0 P: 9	R: 0 E: 0 K: 0 S: 5	H: 1 LOB: 0 BB: 0 P: 8	R: 0 E: 0 K: 1 S: 11	H: 0 LOB: 0 BB: 0 P: 16	R: 0 E: 0 K: 0 S: 8	H: 1 LOB: 0 BB: 0 P: 11	R: 0 E: 0 K: 1 S: 6	H: 0 LOB: 0 BB: 0 P: 7	R: 0 E: 0 K: 0 S: 12	H: 1 LOB: 1 BB: 0 P: 18	R: 3 E: 0 K: 2 S: 14	H: 3 LOB: 2 BB: 2 P: 27	1B: 4 2B: 3 3B: 0 HR: 0	SF: 0 SAC: 0 DP: 2 HBP: 0	WP: 0 PB: 0 SB: 0 CS: 0	PA: 37	
PITCHER	IP WLS BF H R ER SO	IP WLS BF H R ER SO	IP WLS BF H R ER SO	IP WLS BF H R ER SO	IP WLS BF H R ER SO	IP WLS BF H R ER SO	IP WLS BF H R ER SO	IP WLS BF H R ER SO	IP WLS BF H R ER SO	IP WLS BF H R ER SO	IP WLS BF H R ER SO	IP WLS BF H R ER SO	IP WLS BF H R ER SO	IP WLS BF H R ER SO	IP WLS BF H R ER SO	IP WLS BF H R ER SO	IP WLS BF H R ER SO	ERA WHIP	ERA WHIP
29 Nate Robertson, L ERA: 4.8	8.2	L	28	4	0	0	3	0	0	0	0	0	0	0	0	0	0	0.00	0.462
54 Joel Zumaya, R ERA: 4.82	1.0	L	8	3	3	3	1	1	1	0	0	0	0	0	0	0	0	27.00	4.000
44 Bobby Seay, L ERA: 3.06	0.1		1	0	0	0	1	0	0	0	0	0	0	0	0	0	0	0.00	0.000

Cleveland Indians @ Detroit Tigers
Comerica Park, Detroit, MI
Thu Aug 23 2007, 1:05 PM EDT
Att. 40,946 - Cloudy - 82 F

AB 35
R 3
H 7
RBI 3
BB 2
SO 5
LOB 11



Batter	1	2	3	4	5	6	7	8	9	10	AB	R	H	RBI	BB	SO	LOB	BOTTOM						
28 Curtis Granderson, L OBP: 0.345, SLG: 0.525	P4										5	0	1	0	0	1	4							
14 Placido Polanco, R OBP: 0.386, SLG: 0.499	G5-3										4	0	1	0	0	0	0							
Sean Casey, L OBP: 0.340, SLG: 0.371	K										5	0	0	0	0	1	3							
30 Magglio Ordonez, R OBP: 0.426, SLG: 0.596	G1-3										4	1	2	0	1	0	2							
9 Carlos Guillen, S OBP: 0.366, SLG: 0.520	K										4	0	1	0	1	1	2							
33 Marcus Thames, R OBP: 0.285, SLG: 0.507											5	0	2	1	0	0	2							
Cameron Maybin, R OBP: 0.313, SLG: 0.600	HBP 1B										0	0	0	0	0	0	0							
Mike Rabelo, S OBP: 0.328, SLG: 0.386											3	0	1	0	0	1	0							
Ivan Rodriguez, R OBP: 0.288, SLG: 0.426	HBP 15 FC4-6										1	0	0	0	0	0	2							
15 Brandon Inge, R OBP: 0.316, SLG: 0.383	FC4-6										2	0	0	0	1	0	2							
39 Ramon Santiago, S OBP: 0.500, SLG: 0.500											3	0	1	0	0	0	2							
Inning Stats	R: 0 E: 0 K: 1 S: 6	H: 0 LOB: 0 BB: 0 P: 8	R: 0 E: 0 K: 1 S: 12	H: 1 LOB: 2 BB: 0 P: 19	R: 0 E: 0 K: 0 S: 9	H: 2 LOB: 2 BB: 0 P: 16	R: 0 E: 0 K: 1 S: 8	H: 0 LOB: 0 BB: 0 P: 11	R: 0 E: 0 K: 0 S: 5	H: 1 LOB: 0 BB: 0 P: 7	R: 0 E: 0 K: 0 S: 11	H: 1 LOB: 2 BB: 1 P: 16	R: 0 E: 0 K: 0 S: 7	H: 0 LOB: 0 BB: 0 P: 8	R: 0 E: 0 K: 0 S: 12	H: 1 LOB: 2 BB: 1 P: 19	R: 0 E: 0 K: 1 S: 12	H: 1 LOB: 2 BB: 0 P: 18	R: 1 E: 0 K: 0 S: 11	H: 3 LOB: 2 BB: 0 P: 16	1B: 7 2B: 3 3B: 0 HR: 0	SF: 0 SAC: 2 DP: 1 HBP: 2	WP: 0 PB: 0 SB: 1 CS: 0	PA: 43
PITCHER	IP WLS BF H R ER SO	IP WLS BF H R ER SO	IP WLS BF H R ER SO	IP WLS BF H R ER SO	IP WLS BF H R ER SO	IP WLS BF H R ER SO	IP WLS BF H R ER SO	IP WLS BF H R ER SO	IP WLS BF H R ER SO	IP WLS BF H R ER SO	IP WLS BF H R ER SO	IP WLS BF H R ER SO	IP WLS BF H R ER SO	IP WLS BF H R ER SO	IP WLS BF H R ER SO	IP WLS BF H R ER SO	IP WLS BF H R ER SO	ERA WHIP	ERA WHIP					
37 Jake Westbrook, R ERA: 4.4	8.0		32	5	0	0	3	1	1	2	0	0	0	0	0	0	0	0.00	0.750					
63 Rafael Betancourt, R ERA: 1.5	0.2		4	1	0	0	0	1	0	0	0	0	0	0	0	0	0	0.00	3.000					
53 Rafael Perez, L ERA: 1.85	0.1	W	1	0	0	0	1	0	0	0	0	0	0	0	0	0	0	0.00	0.000					
47 Jose Borowski, R ERA: 5.51	1.0	S	6	3	1	1	0	0	0	0	0	0	0	0	0	0	0	9.00	3.000					

Cleveland Indians @ Detroit Tigers
Comerica Park, Detroit, MI
Thu Aug 23 2007, 1:05 PM EDT
Att. 40,946 - Cloudy - 82 F

AB 36
R 1
H 9
RBI 1
BB 3
SO 4
LOB 19



Batter	1	2	3	4	5	6	7	8	9	10	11	AB	R	H	RBI	BB	SO	LOB	TOP					
24 Grady Sizemore, L OBP: 0.382, SLG: 0.473	(1, 8) C FA 92 C CU 77 B FA 92 B CU 78 F CH 82 B SL 86 F CH 82 F FA 91 B FA 92	4-2 SH2-3 BB	(1, 8) C FA 91 C FA 92 F FA 91 B FA 91 B FA 91 B FA 91 X CH 83	3-2 F8	(1, 8) C FA 90 B FA 90 C CH 81 X CU 76	2-2 F7	(1, 8) B SL 85 B FA 92 B FA 91 X FA 92	2-2 F7	(1, 8) B FA 92 F FA 91 F FA 91 B CU 76 B CU 76 X CH 83	2-2 13 1B	(1, 8) H FA 90 1-0	(1, 8) 48 1B HBP	4	2	2	0	1	0	2					
13 Andrubal Cabrera, S OBP: 0.340, SLG: 0.477	(1, 4) X FA 90	0-0 SH2-3	(1, 4) C FA 91 B CH 82 F CU 77 F FA 91 F FA 91 B FA 91 B FA 91 S FA 91	3-3 K	(1, 4) B FA 90 F FA 90 C CH 81 X CU 76	1-2 G4-6-3	(1, 4) F FA 93 1-1 F FA 93	(1, 4) F FA 93 1-1 F FA 93	(1, 4) X FA 91 0-0	(1, 4) X FA 91 0-0	(1, 4) B FA 90 1-0	(1, 4) F9	5	0	1	1	0	1	3					
48 Travis Hafner, L OBP: 0.379, SLG: 0.429	(1, 10) C CU 76 F FA 91 S SL 86	0-3 K	(1, 10) B FA 90 C CU 76 C SL 85 X CH 82	2-1 F8	(1, 10) C FA 91 S CU 77 C CH 81 X FA 92	0-2 1B	(1, 10) C FA 91 S CU 77 C CH 81 X FA 92	(1, 10) C FA 91 S CU 77 C CH 81 X FA 92	(1, 10) C FA 91 S CU 77 C CH 81 X FA 92	(1, 10) C FA 91 S CU 77 C CH 81 X FA 92	(1, 10) X FA 90 0-0	(1, 10) 41 1B	6	0	2	1	0	2	2					
41 Victor Martinez, S OBP: 0.372, SLG: 0.503	(1, 2) C FA 90 B FA 90 B CU 76 B CU 76 C CH 82 F FA 91 X CH 82	3-2 G4-3	(1, 2) C FA 90 B FA 90 C CH 81 X CU 76	0-1 G1-3	(1, 2) B FA 92 C CH 81 X FA 91	1-1 F7	(1, 2) F FA 94 3-3 B FA 90 B FA 90 B FA 90 B FA 90 S	(1, 2) F FA 94 3-3 B FA 90 B FA 90 B FA 90 B FA 90 S	(1, 2) B FA 93 1-2 G6-3	(1, 2) B FA 93 1-2 G6-3	(1, 2) B CU 72 B FA 90 X FA 90	(1, 2) 41 1B	6	0	1	1	0	1	2					
25 Ryan Garko, R OBP: 0.371, SLG: 0.485	(1, 3) X FA 90	0-0 FC6-4 BB 1B	(1, 3) X FC 88	0-0 L6	(1, 3) B FA 87 B SL 85 B FA 90 X SL 88	2-2 G4-3	(1, 3) B FA 90 B FA 90 B FA 90 X FA 91	(1, 3) B FA 90 B FA 90 B FA 90 X FA 91	(1, 3) X FA 92 0-0	(1, 3) X FA 92 0-0	(1, 3) X FA 90 0-0	(1, 3) G4-3	4	1	2	0	0	0	0					
29 Josh Barfield, R OBP: 0.271, SLG: 0.325	(8, PR) C FA 89 B FA 91 B CH 81 B FA 88	1-2 P4	(8, PR) C FA 88 F SL 85 X FA 90	0-1 L7	(8, PR) B CU 74 C CU 75 X FA 91	1-1 L7	(8, PR) B CU 74 C CU 75 X FA 91	(8, PR) B CU 74 C CU 75 X FA 91	(8, PR) X FA 91 0-0	(8, PR) X FA 91 0-0	(8, PR) B CU 80 X FA 89	(8, PR) L6	5	0	2	0	0	0	2					
Chris Gomez, R OBP: 0.338, SLG: 0.390	(8, 3) C FA 89 B FA 91 B CH 81 B FA 88	4-2 FC6-4 BB	(8, 3) X FA 90	0-0 F7	(8, 3) C CU 76 C CU 76 B SL 86 B SL 86 C CH 82 F FA 92 X FA 92	3-2 2B	(8, 3) C CU 76 C CU 76 B SL 86 B SL 86 C CH 82 F FA 92 X FA 92	(8, 3) C CU 76 C CU 76 B SL 86 B SL 86 C CH 82 F FA 92 X FA 92	(8, 3) F FA 92 0-2 F8	(8, 3) F FA 92 0-2 F8	(8, 3) S FA 90 X CH 81	(8, 3) F7	4	0	1	0	1	0	4					
2 Johnny Peralta, R OBP: 0.342, SLG: 0.440	(1, 6) B CU 76 S SL 86 F SL 85 X FA 90	1-2 FC6-4 BB 1B	(1, 6) C FA 89 B FA 91 B CH 81 B FA 88	1-2 P4	(1, 6) B CU 76 S SL 86 F SL 85 X FA 90	1-2 P4	(1, 6) B CU 76 S SL 86 F SL 85 X FA 90	(1, 6) B CU 76 S SL 86 F SL 85 X FA 90	(1, 6) X FA 91 0-0	(1, 6) X FA 91 0-0	(1, 6) B CU 80 X FA 89	(1, 6) L6	5	0	2	0	0	0	2					
Kenny Lofton, L OBP: 0.374, SLG: 0.419	(1, 7) C FA 89 B FA 91 B CH 81 B FA 88	4-2 FC6-4 BB	(1, 7) X FA 90	0-0 F7	(1, 7) C CU 76 C CU 76 B SL 86 B SL 86 C CH 82 F FA 92 X FA 92	3-2 2B	(1, 7) C CU 76 C CU 76 B SL 86 B SL 86 C CH 82 F FA 92 X FA 92	(1, 7) C CU 76 C CU 76 B SL 86 B SL 86 C CH 82 F FA 92 X FA 92	(1, 7) F FA 92 0-2 F8	(1, 7) F FA 92 0-2 F8	(1, 7) S FA 90 X CH 81	(1, 7) F7	4	0	1	0	1	0	4					
Franklin Gutierrez, R OBP: 0.319, SLG: 0.491	(1, 9) B CU 76 S SL 86 F SL 85 X FA 90	3-2 FC6-4 BB 1B	(1, 9) C FA 89 B FA 91 B CH 81 B FA 88	3-2 FC6-4 BB 1B	(1, 9) B CU 76 S SL 86 F SL 85 X FA 90	3-2 FC6-4 BB 1B	(1, 9) B CU 76 S SL 86 F SL 85 X FA 90	(1, 9) B CU 76 S SL 86 F SL 85 X FA 90	(1, 9) X FA 91 0-0	(1, 9) X FA 91 0-0	(1, 9) B CU 80 X FA 89	(1, 9) L6	4	0	1	0	1	0	4					
Casey Blake, R OBP: 0.338, SLG: 0.431	(1, 5) B CU 76 S SL 86 F SL 85 X FA 90	3-2 FC6-4 BB 1B	(1, 5) C FA 89 B FA 91 B CH 81 B FA 88	3-2 FC6-4 BB 1B	(1, 5) B CU 76 S SL 86 F SL 85 X FA 90	3-2 FC6-4 BB 1B	(1, 5) B CU 76 S SL 86 F SL 85 X FA 90	(1, 5) B CU 76 S SL 86 F SL 85 X FA 90	(1, 5) X FA 91 0-0	(1, 5) X FA 91 0-0	(1, 5) B CU 80 X FA 89	(1, 5) L6	4	1	2	1	0	0	0					
Inning Stats	R: 0 E: 0 K: 1 S: 12	H: 0 LOB: 1 BB: 1 P: 19	R: 1 E: 0 K: 0 S: 16	H: 2 LOB: 2 BB: 1 P: 30	R: 0 E: 0 K: 1 S: 10	H: 0 LOB: 0 BB: 0 P: 15	R: 0 E: 0 K: 1 S: 8	H: 1 LOB: 1 BB: 0 P: 10	R: 1 E: 1 K: 0 S: 14	H: 3 LOB: 1 BB: 0 P: 19	R: 0 E: 0 K: 2 S: 13	H: 2 LOB: 2 BB: 0 P: 19	R: 1 E: 0 K: 1 S: 11	H: 2 LOB: 1 BB: 0 P: 16	R: 0 E: 0 K: 2 S: 7	H: 1 LOB: 1 BB: 0 P: 9	R: 2 E: 0 K: 0 S: 7	H: 2 LOB: 2 BB: 1 P: 14	1B: 12 2B: 2 3B: 0 HR: 0	SF: 0 SAC: 2 DP: 1 HBP: 1	WP: 0 PB: 0 SB: 0 CS: 0	PA: 50		
55 Gil Meche, R ERA: 3.85	(1, 1) IP 6.0	WLS 2	BF 26	H 7	R 2	ER 2	SO 4	BB 2	IBB 0	HBP 0	BLK 0	WP 0	HR 0	S 73	P 112	ERA 3.00	WHIP 1.500							
41 Jimmy Gobble, L ERA: 3.35	(7, 1) IP 1.2	H 5	BF 5	H 0	R 0	ER 0	SO 2	BB 0	IBB 0	HBP 0	BLK 0	WP 0	HR 0	S 14	P 24	ERA 0.00	WHIP 0.000							
David Riske, R ERA: 2.48	(8, 1) IP 0.0	WLS 2	BF 2	H 2	R 0	ER 0	SO 0	BB 0	IBB 0	HBP 0	BLK 0	WP 0	HR 0	S 4	P 6	ERA ∞	WHIP ∞							
48 Joakim Soria, R ERA: 2.54	(8, 1) IP 1.1	WLS 1	BF 6	H 2	R 1	ER 1	SO 0	BB 0	IBB 0	HBP 0	BLK 0	WP 0	HR 0	S 14	P 19	ERA 6.75	WHIP 1.500							
57 Joel Peralta, R ERA: 3.94	(10, 1) IP 1.1	WLS L	BF 6	H 1	R 1	ER 1	SO 0	BB 1	IBB 0	HBP 0	BLK 0	WP 0	HR 0	S 9	P 15	ERA 6.75	WHIP 1.500							

Batter	1	2	3	4	5	6	7	8	9	10	11	AB	R	H	RBI	BB	SO	LOB	BOTTOM					
2 Joey Gathright, L OBP: 0.404, SLG: 0.388	(1, 7) C FA 93 C FA 93 F FA 93 F FA 93 F FA 93 F FA 93 X FA 93	0-2 FC6-4 BB 1B	(1, 7) S FA 94 B FA 94 B FA 94 B FA 94 X FA 94	2-2 G5-3	(1, 7) 1 SAFE X FA 93	0-0 F7	(1, 7) X SL 84 0-0	(1, 7) X SL 84 0-0	(1, 7) F FA 91 0-2 G6-3	(1, 7) F FA 91 0-2 G6-3	(1, 7) F FA 91 0-2 G6-3	(1, 7) 5 0 2 0 0 0 2												
Esteban German, R OBP: 0.307, SLG: 0.389	(1, 4) 1 SAFE 1 SAFE F FA 94 F FA 94 X SL 83	0-2 FC6-4 BB 1B	(1, 4) X FA 94	0-0 G6-3	(1, 4) C SL 85 X CH 84	0-1 FC5-4	(1, 4) C SL 85 X CH 84	(1, 4) C SL 85 X CH 84	(1, 4) B FA 92 1-1 F FA 92	(1, 4) B FA 92 1-1 F FA 92	(1, 4) B FA 92 1-1 F FA 92	(1, 4) 4 0 0 0 0 0 3												
1 Tony Pena Jr., R OBP: 0.282, SLG: 0.345	(8, 6) 1 SAFE 1 SAFE F FA 94 F FA 94 X SL 83	0-2 FC6-4 BB 1B	(8, 6) X FA 94	0-0 G6-3	(8, 6) C SL 85 X CH 84	0-1 FC5-4	(8, 6) C SL 85 X CH 84	(8, 6) C SL 85 X CH 84	(8, 6) B FA 92 1-1 F FA 92	(8, 6) B FA 92 1-1 F FA 92	(8, 6) B FA 92 1-1 F FA 92	(8, 6) 1 0 0 0 0 0 0												
9 David DeJesus, L OBP: 0.359, SLG: 0.392	(1, 8) 1 SAFE 1 SAFE F FA 94 F FA 94 X SL 83	2-1 FC6-4 BB 1B	(1, 8) B FA 95 C FA 94 C CH 82 B FA 95 X FA 95	2-1 G4-3	(1, 8) B SL 86 B FA 95 C FA 94 X FA 95	3-1 G4-3	(1, 8) B SL 86 B FA 95 C FA 94 X FA 95	(1, 8) B SL 86 B FA 95 C FA 94 X FA 95	(1, 8) C FA 91 1-1 F FA 91	(1, 8) B SL 84 C FA 90 B SL 85 C FA 91 X SL 84	(1, 8) B SL 84 C FA 90 B SL 85 C FA 91 X SL 84	(1, 8) 5 1 2 0 0 1 0												
Ross Gload, L OBP: 0.321, SLG: 0.462	(1, 3) X FA 94	0-0 FC6-4	(1, 3) C FA 93 B SL 86 X CH 85	2-1 G1-6-3	(1, 3) S SL 86 B FA 94 B FA 94 X SL 86	1-2 P2	(1, 3) S SL 86 B FA 94 B FA 94 X SL 86	(1, 3) S SL 86 B FA 94 B FA 94 X SL 86	(1, 3) B FA 91 1-0 X FA 91	(1, 3) B FA 91 1-0 X FA 91	(1, 3) B FA 91 1-0 X FA 91	(1, 3) 5 1 2 0 0 0 1												
4 Alex Gordon, L OBP: 0.319, SLG: 0.401	(1, 5) B SL 84 F FA 94 B FA 94 B FA 94 X FA 94	2-2 CS 1B	(1, 5) S SL 86 B FA 94 B FA 94 X SL 86	1-2 P2	(1, 5) S SL 86 B FA 94 B FA 94 X SL 86	1-2 P2	(1, 5) S SL 86 B FA 94 B FA 94 X SL 86	(1, 5) S SL 86 B FA 94 B FA 94 X SL 86	(1, 5) B FA 91 1-0 X FA 91	(1, 5) B FA 91 1-0 X FA 91	(1, 5) B FA 91 1-0 X FA 91	(1, 5) 4 0 1 0 1 1 2												
Emil Brown, R OBP: 0.296, SLG: 0.346	(1, 10) 1 SAFE 1 SAFE C SL 83 B FA 93 C SL 82 S FA 94	2-3 K	(1, 10) S SL 85 T FA 94 C SL 83 X SL 84	1-2 G6-3	(1, 10) S SL 85 T FA 94 C SL 83 X SL 84	1-2 G6-3	(1, 10) S SL 85 T FA 94 C SL 83 X SL 84	(1, 10) S SL 85 T FA 94 C SL 83 X SL 84	(1, 10) F FA 93 0-1 X FA 94	(1, 10) B FA 90 1-1 F SL 83	(1, 10) B FA 90 1-1 F SL 83	(1, 10) 5 1 1 2 0 2 3												
Jason Smith, L OBP: 0.252, SLG: 0.361	(1, 6) X FA 94	0-0 32 1B	(1, 6) F SL 82 B FA 94 S CH 84	0-3 K	(1, 6) F SL 82 B FA 94 S CH 84	0-3 K	(1, 6) F SL 82 B FA 94 S CH 84	(1, 6) F SL 82 B FA 94 S CH 84	(1, 6) 1 SAFE S SL 85 F FA 94 X FA 94	(1, 6) 1 SAFE S SL 85 F FA 94 X FA 94	(1, 6) 1 SAFE S SL 85 F FA 94 X FA 94	(1, 6) 3 0 1 0 0 1 1												
15 Mark Grudzielanski, R OBP: 0.346, SLG: 0.439	(8, 4) C FA 93 B FA 93 B FA 94 B FA 94 X FA 94	3-1 2B 1B	(8, 4) B FA 93 C CH 84 B FA 94 B FA 94 X FA 94	4-0 2B BB	(8, 4) B FA 93 C CH 84 B FA 94 B FA 94 X FA 94	4-0 2B BB	(8, 4) B FA 93 C CH 84 B FA 94 B FA 94 X FA 94	(8, 4) B FA 93 C CH 84 B FA 94 B FA 94 X FA 94	(8, 4) X FA 94 0-0	(8, 4) X FA 94 0-0	(8, 4) X FA 94 0-0	(8, 4) 4 0 2 1 1 0 0												
14 John Buck, R OBP: 0.318, SLG: 0.459	(1, 2) X FA 94	0-0 L6	(1, 2) B SL 80 F FA 94 F FA 94 X FA 93	1-1 F9	(1, 2) B SL 80 F FA 94 F FA 94 X FA 93	1-1 F9	(1, 2) B SL 80 F FA 94 F FA 94 X FA 93	(1, 2) B SL 80 F FA 94 F FA 94 X FA 93	(1, 2) S FA 88 B FA 88 F CU 82 S SL 83	(1, 2) S FA 88 B FA 88 F CU 82 S SL 83	(1, 2) S FA 88 B FA 88 F CU 82 S SL 83	(1, 2) 3 0 0 0 0 1 3												
16 Billy Butler, R OBP: 0.352, SLG: 0.436	(11, PH) X FA 94	0-0 L6	(11, PH) B SL 80 F FA 94 F FA 94 X FA 93	1-1 F9	(11, PH) B SL 80 F FA 94 F FA 94 X FA 93	1-1 F9	(11, PH) B SL 80 F FA 94 F FA 94 X FA 93	(11, PH) B SL 80 F FA 94 F FA 94 X FA 93	(11, PH) S FA 88 B FA 88 F CU 82 S SL 83	(11, PH) S FA 88 B FA 88 F CU 82 S SL 83	(11, PH) S FA 88 B FA 88 F CU 82 S SL 83	(11, PH) 1 0 0 0 0 0 0												
Inning Stats	R: 0 E: 0 K: 0 S: 12	H: 2 LOB: 1 BB: 0 P: 14	R: 0 E: 0 K: 1 S: 10	H: 3 LOB: 2 BB: 0 P: 17	R: 0 E: 0 K: 0 S: 6	H: 0 LOB: 0 BB: 0 P: 11	R: 0 E: 0 K: 1 S: 8	H: 0 LOB: 0 BB: 0 P: 12	R: 0 E: 0 K: 1 S: 8	H: 1 LOB: 2 BB: 0 P: 13	R: 3 E: 0 K: 0 S: 13	H: 4 LOB: 2 BB: 0 P: 23	R: 0 E: 0 K: 0 S: 11	H: 1 LOB: 1 BB: 0 P: 20	R: 0 E: 0 K: 1 S: 8	H: 0 LOB: 0 BB: 0 P: 9	R: 0 E: 0 K: 2 S: 10	H: 0 LOB: 0 BB: 0 P: 12	R: 0 E: 0 K: 0 S: 5	H: 0 LOB: 0 BB: 0 P: 8	1B: 11 2B: 0 3B: 0 HR: 0	SF: 0 SAC: 0 DP: 0 HBP: 1	WP: 0 PB: 0 SB: 0 CS: 1	PA: 45
55 Roberto Hernandez, R ERA: 3.16	(1, 1) IP 6.0	WLS 2	BF 28	H 10	R 3	ER 3	SO 2	BB 1	IBB 0	HBP 0	BLK 0	WP 0	HR 0	S 57	P 90	ERA 4.50	WHIP 1.833							
53 Rafael Perez, L ERA: 1.75	(7, 1) IP 2.0	WLS 8	BF 10																					

Batter	1	2	3	4	5	6	7	8	9	AB	R	H	RBI	BB	SO	LOB	TOP										
25 Alexi Casilla, S OBP: 0.269, SLG: 0.265	G5-3			B1-3		G6-3		1B		4	0	1	0	0	0	0	Minnesota Twins @ Cleveland Indians Jacobs Field, Cleveland, OH Mon Aug 27 2007, 7:05 PM EDT Att: 23,178 - Clear - 74 F										
Jason Bartlett, R OBP: 0.341, SLG: 0.389	F8			G5-3		HR		1B		4	1	2	1	0	0												
Tori Hunter, R OBP: 0.342, SLG: 0.545	G5-3			L8		F8		FC6-4		4	0	0	0	0	2												
33 Justin Morneau, L OBP: 0.351, SLG: 0.533		G6-3				F7		P5		4	1	1	0	0	0												
5 Michael Cuddyer, R OBP: 0.356, SLG: 0.439		G6-3				F7		G5-3		4	0	1	0	0	1												
16 Jason Kubel, L OBP: 0.315, SLG: 0.417		G3				WP		G4-3		3	1	1	0	1	0												
55 Mike Redmond, R OBP: 0.344, SLG: 0.349						1B		G5-4-3		3	0	1	1	0	2												
Jason Tyner, L OBP: 0.339, SLG: 0.361						1B		G4-3		3	0	1	0	0	1												
8 Nick Punto, S OBP: 0.290, SLG: 0.258						F9		K		3	0	0	0	0	1												
Inning Stats	R: 0 E: 0 K: 0 S: 7	H: 0 LOB: 0 BB: 0 P: 12	R: 0 E: 0 K: 0 S: 9	H: 0 LOB: 0 BB: 0 P: 13	R: 0 E: 0 K: 0 S: 7	H: 1 LOB: 0 BB: 0 P: 9	R: 0 E: 0 K: 0 S: 7	H: 0 LOB: 0 BB: 0 P: 12	R: 2 E: 0 K: 0 S: 15	H: 3 LOB: 1 BB: 0 P: 23	R: 1 E: 0 K: 0 S: 9	H: 1 LOB: 0 BB: 0 P: 13	R: 0 E: 0 K: 0 S: 9	H: 1 LOB: 0 BB: 1 P: 13	R: 0 E: 0 K: 1 S: 11	H: 2 LOB: 2 BB: 0 P: 16	R: 0 E: 0 K: 0 S: 5	H: 0 LOB: 0 BB: 0 P: 7	1B: 6 2B: 1 3B: 1 HR: 1	SF: 0 SAC: 0 DP: 1 HBP: 0	WP: 2 PB: 2 SB: 0 CS: 0	PA: 33					
PITCHER	IP	WLS	BF	H	R	ER	SO	BB	IBB	HBP	BLK	WP	HR	S	P	ERA	WHIP										
Paul Byrd, R ERA: 4.43	6.0	W	24	6	3	3	0	1	0	0	0	2	1	60	92	4.50	1.167										
53 Rafael Perez, L ERA: 1.71	1.0	H	1	0	0	0	0	0	0	0	0	0	0	3	3	0.00	0.000										
Aaron Fultz, L ERA: 2.89	0.2		4	2	0	0	1	0	0	0	0	0	0	10	15	0.00	3.000										
50 Jensen Lewis, R ERA: 3.52	1.1		4	0	0	0	0	0	0	0	0	0	0	6	8	0.00	0.000										

Batter	1	2	3	4	5	6	7	8	9	AB	R	H	RBI	BB	SO	LOB	BOTTOM										
24 Grady Sizemore, L OBP: 0.384, SLG: 0.472	41 1B 2 SF9 13 E BB		P6	48 1B 13 G4-3 BB		48 1B G6-3 1B		G5-3		3	2	1	0	2	0	0	Minnesota Twins @ Cleveland Indians Jacobs Field, Cleveland, OH Mon Aug 27 2007, 7:05 PM EDT Att: 23,178 - Clear - 74 F										
13 Adrián Cabrera, S OBP: 0.306, SLG: 0.463	FC4 41 1B		F8	G4-3		K		K		5	0	0	0	0	2	5											
48 Travis Hafner, L OBP: 0.380, SLG: 0.430	F8		41 HR 1B	2H 3H 1B		G6-3				4	1	2	2	0	4												
41 Victor Martinez, S OBP: 0.373, SLG: 0.510	1-2 2-3 1B		1-1 HR	G4-3		K		K		4	1	2	2	0	1												
2 Johnny Peralta, R OBP: 0.341, SLG: 0.438	SF9		G6-3			F8		WP 1B SF7 BB		2	1	0	1	1	0												
Casey Blake, R OBP: 0.341, SLG: 0.433	G4-3			SH1-4 10 2B 1B		FC4-6 HBP		WP 1B		3	1	2	0	0	2												
Kenny Lofton, L OBP: 0.373, SLG: 0.418		F8		10 2B SH1-4 1B		FC4-6 FC6-4		SF7		3	1	1	1	0	1												
Franklin Gutierrez, R OBP: 0.314, SLG: 0.483		G6-3		SH1-4 FC6-4		FC6-4		G6-3		3	0	0	0	0	2												
10 Kelly Shoppach, R OBP: 0.322, SLG: 0.466		F8		13 G4-3 48 1B 2B				F7		4	1	2	2	0	0												
Inning Stats	R: 1 E: 1 K: 0 S: 15	H: 1 LOB: 2 BB: 1 P: 23	R: 0 E: 0 K: 0 S: 8	H: 0 LOB: 0 BB: 0 P: 13	R: 2 E: 0 K: 0 S: 10	H: 2 LOB: 0 BB: 0 P: 17	R: 4 E: 0 K: 0 S: 20	H: 4 LOB: 1 BB: 1 P: 28	R: 0 E: 0 K: 1 S: 6	H: 2 LOB: 1 BB: 0 P: 8	R: 1 E: 0 K: 1 S: 13	H: 1 LOB: 1 BB: 1 P: 25	R: 0 E: 0 K: 1 S: 9	H: 0 LOB: 0 BB: 0 P: 13	R: 0 E: 0 K: 0 S: 5	H: 0 LOB: 0 BB: 0 P: 7	1B: 8 2B: 1 3B: 0 HR: 1	SF: 2 SAC: 1 DP: 1 HBP: 1	WP: 1 PB: 0 SB: 0 CS: 0	PA: 38							
PITCHER	IP	WLS	BF	H	R	ER	SO	BB	IBB	HBP	BLK	WP	HR	S	P	ERA	WHIP										
Carlos Silva, R ERA: 4.33	3.2	L	21	7	6	6	0	2	0	0	0	0	0	19	31	0.00	0.857										
51 Julio DePaula, R ERA: 9.95	2.1		9	2	0	0	1	0	0	1	0	0	0	13	25	9.00	2.000										
54 Matt Guerrier, R ERA: 2.06	1.0		5	1	1	1	1	1	0	0	0	1	0	9	13	0.00	0.000										
17 Pat Neshek, R ERA: 2.52	1.0		3	0	0	0	1	0	0	0	0	0	0	9	13	0.00	0.000										

AB	32
R	3
H	8
RBI	2
BB	1
SO	1
LOB	8



AB	31
R	8
H	10
RBI	8
BB	3
SO	3
LOB	15



Batter	1	2	3	4	5	6	7	8	9	AB R H RBI BB SO LOB	TOP											
Jason Tyner, L (1,7) OBP: 0.347, SLG: 0.370										5 2 4 0 0 1 1	Minnesota Twins @ Cleveland Indians Jacobs Field, Cleveland, OH Tue Aug 28 2007, 7:05 PM EDT Att: 24,784 - Clear - 80 F											
Jason Bartlett, R (1,6) OBP: 0.344, SLG: 0.392										4 1 2 1 1 1 2												
Tori Hunter, R (1,8) OBP: 0.343, SLG: 0.543										3 0 1 2 1 0 3												
33 Justin Morneau, L (1,3) OBP: 0.349, SLG: 0.530										5 0 1 1 0 1 3												
5 Michael Cuddyer, R (1,9) OBP: 0.355, SLG: 0.439										4 0 1 0 0 0 1												
16 Jason Kubel, L (1,10) OBP: 0.314, SLG: 0.415										4 0 1 0 0 0 1												
55 Mike Redmond, R (1,2) OBP: 0.339, SLG: 0.344										4 0 0 0 0 0 2												
32 Brian Buscher, L (1,5) OBP: 0.344, SLG: 0.379										4 2 3 1 0 0 0												
8 Nick Punto, S (1,4) OBP: 0.288, SLG: 0.256										3 0 0 0 0 2 2												
Rondell White, R (9,PH) OBP: 0.200, SLG: 0.268										1 0 0 0 0 0 0												
Inning Stats	R: 0 E: 0 K: 1 S: 5	H: 1 LOB: 0 BB: 0 P: 9	R: 0 E: 0 K: 0 S: 8	H: 1 LOB: 1 BB: 0 P: 12	R: 0 E: 0 K: 2 S: 15	H: 1 LOB: 2 BB: 1 P: 22	R: 0 E: 0 K: 0 S: 9	H: 1 LOB: 1 BB: 0 P: 14	R: 3 E: 0 K: 0 S: 17	H: 5 LOB: 1 BB: 0 P: 26	R: 0 E: 0 K: 0 S: 5	H: 0 LOB: 0 BB: 0 P: 6	R: 0 E: 0 K: 1 S: 11	H: 1 LOB: 2 BB: 1 P: 17	R: 0 E: 0 K: 0 S: 10	H: 0 LOB: 0 BB: 0 P: 16	R: 2 E: 0 K: 1 S: 13	H: 3 LOB: 1 BB: 0 P: 18	1B: 10 2B: 3 3B: 0 HR: 1	SF: 1 SAC: 0 DP: 1 HBP: 0	WP: 0 PB: 0 SB: 1 CS: 0	PA: 40
PITCHER	IP WLS BF H R ER SO BB IBB HBP BLK WP HR S P ERA WHIP											IP WLS BF H R ER SO BB IBB HBP BLK WP HR S P ERA WHIP										
37 Jake Westbrook, R (1,1) ERA: 4.38	6.2 W 30 10 3 3 4 2 0 0 0 0 0 68 104 4.05 1.800																					
53 Rafael Perez, L (7,1) ERA: 1.7	0.1 H 1 0 0 0 0 0 0 0 0 0 0 2 2 0.00 0.000																					
63 Rafael Betancourt, R (8,1) ERA: 14.3	1.0 H 3 0 0 0 0 0 0 0 0 0 0 10 16 0.00 0.000																					
47 Joe Borowski, R (9,1) ERA: 5.64	1.0 S 6 3 2 2 1 0 0 0 0 0 0 1 13 18 18.00 3.000																					


AB	37
R	5
H	13
RBI	5
BB	2
SO	5
LOB	15




Batter	1	2	3	4	5	6	7	8	9	AB R H RBI BB SO LOB	BOTTOM									
24 Grady Sizemore, L (1,8) OBP: 0.385, SLG: 0.477										3 1 1 1 1 0 0	Minnesota Twins @ Cleveland Indians Jacobs Field, Cleveland, OH Tue Aug 28 2007, 7:05 PM EDT Att: 24,784 - Clear - 80 F									
13 Adrián Cabrera, S (1,4) OBP: 0.321, SLG: 0.434										4 2 2 1 0 0 1										
48 Travis Hafner, L (1,10) OBP: 0.381, SLG: 0.436										3 2 1 2 1 1 2										
41 Victor Martinez, S (1,2) OBP: 0.374, SLG: 0.509										3 0 1 0 0 1 0										
25 Ryan Garko, R (1,3) OBP: 0.370, SLG: 0.483										4 0 1 1 0 0 1										
2 Johnny Peralta, R (1,6) OBP: 0.339, SLG: 0.436										3 0 0 1 0 2 0										
Kenny Lofton, L (1,7) OBP: 0.372, SLG: 0.417										4 1 1 0 0 0 2										
Trot Nixon, L (1,9) OBP: 0.344, SLG: 0.345										3 0 0 0 0 1 1										
Franklin Gutierrez, R (8,9) OBP: 0.314, SLG: 0.483										0 0 0 0 0 0 0										
Casey Blake, R (1,5) OBP: 0.339, SLG: 0.430										3 0 0 0 0 1 1										
Inning Stats	R: 2 E: 1 K: 1 S: 12	H: 1 LOB: 0 BB: 0 P: 16	R: 0 E: 0 K: 0 S: 6	H: 0 LOB: 0 BB: 0 P: 11	R: 1 E: 0 K: 1 S: 9	H: 1 LOB: 0 BB: 0 P: 11	R: 0 E: 0 K: 1 S: 7	H: 1 LOB: 0 BB: 0 P: 11	R: 1 E: 0 K: 1 S: 13	H: 2 LOB: 2 BB: 1 P: 25	R: 0 E: 0 K: 1 S: 10	H: 0 LOB: 0 BB: 0 P: 14	R: 0 E: 0 K: 1 S: 8	H: 0 LOB: 0 BB: 0 P: 11	R: 2 E: 0 K: 0 S: 13	H: 2 LOB: 2 BB: 1 P: 21	1B: 5 2B: 0 3B: 0 HR: 2	SF: 1 SAC: 0 DP: 1 HBP: 1	WP: 0 PB: 0 SB: 0 CS: 0	PA: 34
PITCHER	IP WLS BF H R ER SO BB IBB HBP BLK WP HR S P ERA WHIP											IP WLS BF H R ER SO BB IBB HBP BLK WP HR S P ERA WHIP								
26 Boof Bonser, R (1,1) ERA: 4.72	7.0 L 27 5 4 3 6 0 0 0 0 0 0 2 65 3.86 0.714																			
Carmen Gill, L (8,1) ERA: 5.29	0.1 4 1 2 2 0 1 0 1 0 0 0 8 14 54.00 6.000																			
17 Pat Neshek, R (8,1) ERA: 2.49	0.2 3 1 0 0 0 0 0 0 0 0 0 5 7 0.00 1.500																			

AB	30
R	6
H	7
RBI	6
BB	2
SO	6
LOB	8



Batter	1	2	3	4	5	6	7	8	9	AB	R	H	RBI	BB	SO	LOB	TOP		
25 Alexi Casilla, S (1, 4) OBP: 0.282, SLG: 0.286	1-2 1B		0-1 2B		1-2 1B		1-0 B1		0-0 G3-6	4	0	3	0	0	0	0	Minnesota Twins @ Cleveland Indians Jacobs Field, Cleveland, OH Wed Aug 29 2007, 7:05 PM EDT Att: 27,303 - Clear - 83 F AB 33 R 3 H 9 RBI 3 BB 2 SO 4 LOB 17 		
32 Brian Buscher, L (9, FH) OBP: 0.333, SLG: 0.367										1	0	0	0	0	0				
Jason Bartlett, R (1, 6) OBP: 0.346, SLG: 0.390	1-2 P4		2-2 HBP		4-1 1B		2-2 G6-3			2	0	0	0	1	0	1			
Tori Hunter, R (1, 8) OBP: 0.340, SLG: 0.539	2-3 K		0-0 G6-4-3		0-0 1B		0-1 G6-3			4	0	0	1	0	1	5			
33 Justin Morneau, L (1, 3) OBP: 0.349, SLG: 0.527	4-2 1B			1-2 G3					1-3 K	3	0	0	0	1	2	2			
5 Michael Cuddyer, R (1, 9) OBP: 0.355, SLG: 0.442	0-1 P4			2-2 G6-3					2-2 P3	4	1	1	0	0	0	2			
Rondell White, R (1, 10) OBP: 0.215, SLG: 0.284		1-1 F9		2-2 HBP					1-1 G4-3	3	1	1	1	0	0	0			
55 Mike Redmond, R (1, 2) OBP: 0.342, SLG: 0.346		1-1 1B		3-2 F9					3-H K	4	0	2	1	0	1	1			
Jason Tyner, L (1, 7) OBP: 0.350, SLG: 0.372		0-0 G1-6-3			3-2 1B		0-2 FC4-6		1-2 1B	4	1	2	0	0	0	2			
8 Nick Punto, S (1, 5) OBP: 0.285, SLG: 0.254			1-2 G3		2-1 P3		2-0 L6		0-0 B2	4	0	0	0	0	0	3			
Inning Stats	R: 0 E: 0 K: 1 S: 14	H: 1 LOB: 2 BB: 1 P: 22	R: 0 E: 0 K: 0 S: 5	H: 1 LOB: 0 BB: 0 P: 7	R: 0 E: 0 K: 0 S: 9	H: 1 LOB: 1 BB: 0 P: 12	R: 0 E: 0 K: 0 S: 16	H: 0 LOB: 1 BB: 0 P: 24	R: 1 E: 0 K: 1 S: 14	H: 2 LOB: 2 BB: 1 P: 25	R: 0 E: 0 K: 0 S: 6	H: 0 LOB: 0 BB: 0 P: 9	R: 1 E: 0 K: 2 S: 12	H: 1 LOB: 0 BB: 0 P: 19	R: 0 E: 0 K: 0 S: 6	H: 1 LOB: 0 BB: 0 P: 7	1B: 6 2B: 2 3B: 1 HR: 0	SF: 0 SAC: 0 DP: 3 HBP: 2	WP: 0 PA: 37 PB: 0 SB: 1 CS: 0
PITCHER	IP WLS BF H R ER SO BB IBB HBP BLK WP HR S P ERA WHIP	IP WLS BF H R ER SO BB IBB HBP BLK WP HR S P ERA WHIP	IP WLS BF H R ER SO BB IBB HBP BLK WP HR S P ERA WHIP	IP WLS BF H R ER SO BB IBB HBP BLK WP HR S P ERA WHIP	IP WLS BF H R ER SO BB IBB HBP BLK WP HR S P ERA WHIP	IP WLS BF H R ER SO BB IBB HBP BLK WP HR S P ERA WHIP	IP WLS BF H R ER SO BB IBB HBP BLK WP HR S P ERA WHIP	IP WLS BF H R ER SO BB IBB HBP BLK WP HR S P ERA WHIP	IP WLS BF H R ER SO BB IBB HBP BLK WP HR S P ERA WHIP	IP WLS BF H R ER SO BB IBB HBP BLK WP HR S P ERA WHIP	IP WLS BF H R ER SO BB IBB HBP BLK WP HR S P ERA WHIP	IP WLS BF H R ER SO BB IBB HBP BLK WP HR S P ERA WHIP	IP WLS BF H R ER SO BB IBB HBP BLK WP HR S P ERA WHIP	IP WLS BF H R ER SO BB IBB HBP BLK WP HR S P ERA WHIP	IP WLS BF H R ER SO BB IBB HBP BLK WP HR S P ERA WHIP	IP WLS BF H R ER SO BB IBB HBP BLK WP HR S P ERA WHIP	IP WLS BF H R ER SO BB IBB HBP BLK WP HR S P ERA WHIP		
CC Sabathia, L (1, 1) ERA: 3.37	6.0	W	27	7	2	2	2	2	0	0	2	0	0	0	0	0	3.00	1.500	
50 Jensen Lewis, R (7, 1) ERA: 3.31	1.0	H	3	0	0	0	0	0	0	0	0	0	0	0	0	0	0.00	0.000	
63 Rafael Betancourt, R (8, 1) ERA: 1.55	1.0	H	4	1	1	1	2	0	0	0	0	0	0	0	0	0	9.00	1.000	
47 Joe Borowski, R (9, 1) ERA: 5.53	1.0	S	3	1	0	0	0	0	0	0	0	0	0	0	0	0	0.00	1.000	

Batter	1	2	3	4	5	6	7	8	9	AB	R	H	RBI	BB	SO	LOB	BOTTOM		
24 Grady Sizemore, L (1, 8) OBP: 0.386, SLG: 0.476	2-1 1B	4-2 1B		1-1 F7			0-0 G6-3			3	1	1	0	1	0	1	Minnesota Twins @ Cleveland Indians Jacobs Field, Cleveland, OH Wed Aug 29 2007, 7:05 PM EDT Att: 27,303 - Clear - 83 F AB 32 R 4 H 10 RBI 4 BB 1 SO 3 LOB 11 		
13 Asdrubal Cabrera, S (1, 6) OBP: 0.333, SLG: 0.461	3-1 HR	2-1 1B		1-1 G5-3			0-1 G6-3			4	1	2	2	0	0	1			
48 Travis Hafner, L (1, 10) OBP: 0.378, SLG: 0.432	3-2 G3	0-1 G6-3			2-2 G3		2-3 K			4	0	0	0	0	1	1			
41 Victor Martinez, S (1, 2) OBP: 0.373, SLG: 0.513	2-1 HR		1-1 F8		1-0 G6-3			2-2 G6-3		4	1	1	1	0	0	0			
25 Ryan Garko, R (1, 3) OBP: 0.369, SLG: 0.480	2-2 G5-3		0-1 1B		0-0 G5-3			2-2 G5-3		4	0	1	0	0	0	0			
Franklin Gutierrez, R (1, 9) OBP: 0.318, SLG: 0.494	0-1 2B		3-3 K			1-2 2B		2-2 L8		4	1	2	0	0	1	1			
Kenny Lofton, L (1, 7) OBP: 0.372, SLG: 0.416	2-2 1B		0-1 1B			3-3 K				3	0	1	1	0	1	2			
Chris Gomez, R (1, 4) OBP: 0.343, SLG: 0.395	2-2 1B		0-1 1B			0-0 G4-3				3	0	2	0	0	0	1			
Casey Blake, R (1, 5) OBP: 0.338, SLG: 0.428	0-1 FC5		0-2 1B			0-1 G4-3				3	0	0	0	0	0	4			
Inning Stats	R: 4 E: 0 K: 0 S: 25	H: 6 LOB: 2 BB: 0 P: 41	R: 0 E: 0 K: 0 S: 6	H: 1 LOB: 0 BB: 1 P: 12	R: 0 E: 0 K: 1 S: 11	H: 1 LOB: 1 BB: 0 P: 15	R: 0 E: 0 K: 0 S: 9	H: 1 LOB: 1 BB: 0 P: 11	R: 0 E: 0 K: 1 S: 12	H: 1 LOB: 1 BB: 0 P: 16	R: 0 E: 0 K: 1 S: 6	H: 0 LOB: 0 BB: 0 P: 8	R: 0 E: 0 K: 0 S: 10	H: 0 LOB: 0 BB: 0 P: 16	R: 0 E: 0 K: 0 S: 6	H: 0 LOB: 0 BB: 0 P: 8	1B: 6 2B: 2 3B: 0 HR: 2	SF: 0 SAC: 0 DP: 1 HBP: 0	WP: 0 PA: 33 PB: 0 SB: 0 CS: 1
PITCHER	IP WLS BF H R ER SO BB IBB HBP BLK WP HR S P ERA WHIP	IP WLS BF H R ER SO BB IBB HBP BLK WP HR S P ERA WHIP	IP WLS BF H R ER SO BB IBB HBP BLK WP HR S P ERA WHIP	IP WLS BF H R ER SO BB IBB HBP BLK WP HR S P ERA WHIP	IP WLS BF H R ER SO BB IBB HBP BLK WP HR S P ERA WHIP	IP WLS BF H R ER SO BB IBB HBP BLK WP HR S P ERA WHIP	IP WLS BF H R ER SO BB IBB HBP BLK WP HR S P ERA WHIP	IP WLS BF H R ER SO BB IBB HBP BLK WP HR S P ERA WHIP	IP WLS BF H R ER SO BB IBB HBP BLK WP HR S P ERA WHIP	IP WLS BF H R ER SO BB IBB HBP BLK WP HR S P ERA WHIP	IP WLS BF H R ER SO BB IBB HBP BLK WP HR S P ERA WHIP	IP WLS BF H R ER SO BB IBB HBP BLK WP HR S P ERA WHIP	IP WLS BF H R ER SO BB IBB HBP BLK WP HR S P ERA WHIP	IP WLS BF H R ER SO BB IBB HBP BLK WP HR S P ERA WHIP	IP WLS BF H R ER SO BB IBB HBP BLK WP HR S P ERA WHIP	IP WLS BF H R ER SO BB IBB HBP BLK WP HR S P ERA WHIP			
Johan Santana, L (1, 1) ERA: 3.06	6.0	L	27	10	4	4	2	1	0	0	0	0	0	0	0	0	6.00	1.833	
Juan Rincon, R (7, 1) ERA: 5.81	2.0		6	0	0	0	1	0	0	0	0	0	0	0	0	0	0.00	0.000	

Batter	1	2	3	4	5	6	7	8	9	AB	R	H	RBI	BB	SO	LOB	TOP								
51 Ichiro Suzuki, L (1, 8) OBP: 0.396, SLG: 0.435										4	0	1	0	1	1	3									
Jose Vidro, S (1, 4) OBP: 0.379, SLG: 0.388										5	0	0	0	0	2	6									
Jamie Burke, R (9, 2) OBP: 0.371, SLG: 0.386										0	0	0	0	0	0	0									
Jose Guillen, R (1, 10) OBP: 0.356, SLG: 0.461										4	0	1	1	0	1	1									
Raul Ibanez, L (1, 7) OBP: 0.339, SLG: 0.459										4	0	0	0	0	1	1									
29 Adrián Beltré, R (1, 5) OBP: 0.330, SLG: 0.491										4	1	2	0	0	2	0									
Richie Sexson, R (1, 3) OBP: 0.297, SLG: 0.403										2	0	0	0	0	0	1									
16 Willie Bloomquist, R (5, 4) OBP: 0.321, SLG: 0.348										1	0	0	0	0	1	1									
Ben Broussard, L (9, PH) OBP: 0.344, SLG: 0.448										0	1	0	0	1	0	0									
2 Kenji Johjima, R (1, 2) OBP: 0.324, SLG: 0.457										4	1	2	0	0	0	1									
4 Jose Lopez, R (9, PR) OBP: 0.293, SLG: 0.363										0	0	0	0	0	0	0									
Adam Jones, R (1, 9) OBP: 0.303, SLG: 0.387										3	1	2	2	0	1	0									
7 Yuniesky Betancourt, R (1, 6) OBP: 0.312, SLG: 0.419										4	1	2	2	0	0	2									
Inning Stats	R: 0 E: 0 K: 1 S: 9	H: 1 LOB: 0 BB: 0 P: 11	R: 0 E: 0 K: 0 S: 5	H: 1 LOB: 1 BB: 0 P: 7	R: 0 E: 0 K: 1 S: 8	H: 0 LOB: 0 BB: 0 P: 10	R: 0 E: 0 K: 0 S: 7	H: 0 LOB: 0 BB: 0 P: 11	R: 0 E: 0 K: 1 S: 8	H: 0 LOB: 0 BB: 0 P: 15	R: 2 E: 0 K: 0 S: 10	H: 3 LOB: 1 BB: 0 P: 16	R: 2 E: 0 K: 2 S: 16	H: 4 LOB: 2 BB: 0 P: 22	R: 0 E: 0 K: 3 S: 12	H: 0 LOB: 0 BB: 0 P: 18	R: 1 E: 0 K: 1 S: 16	H: 1 LOB: 2 BB: 2 P: 34	1B: 6 2B: 3 3B: 0 HR: 1	SF: 0 SAC: 1 DP: 1 HBP: 0	WP: 0 PB: 0 SB: 0 CS: 0	PA: 38			
PITCHER	IP WLS BF H R ER SO BB IBB HBP BLK WP HR S P ERA WHIP	6.1 25 7 4 4 4 0 0 0 0 0 1 55 82 5.68 1.105	1.2 B 7 2 0 0 4 0 0 0 0 0 0 20 28 0.00 1.200	1.0 W 6 1 1 1 1 1 1 0 0 0 0 16 34 9.00 2.000																					

Seattle Mariners @ Cleveland Indians
 Jacobs Field, Cleveland, OH
 Thu Aug 30 2007, 7:05 PM EDT
 Att: 25,949 - Clear - 71 F

AB 35
 R 5
 H 10
 RBI 5
 BB 2
 SO 9
 LOB 16



Batter	1	2	3	4	5	6	7	8	9	AB	R	H	RBI	BB	SO	LOB	BOTTOM						
24 Grady Sizemore, L (1, 8) OBP: 0.389, SLG: 0.476										2	1	1	0	3	0	0							
13 Asdrúbal Cabrera, S (1, 4) OBP: 0.308, SLG: 0.462										5	0	0	0	0	1	6							
48 Travis Hafner, L (1, 10) OBP: 0.377, SLG: 0.429										5	1	1	0	0	0	0							
41 Victor Martinez, S (1, 2) OBP: 0.375, SLG: 0.514										5	0	3	1	0	0	0							
29 Josh Barfield, R (9, PR) OBP: 0.271, SLG: 0.325										3	1	1	1	1	1	1							
25 Ryan Garko, R (1, 3) OBP: 0.372, SLG: 0.482										3	1	1	1	1	1	1							
2 Johnny Peralta, R (1, 6) OBP: 0.338, SLG: 0.433										5	0	1	0	0	1	6							
Franklin Gutierrez, R (1, 9) OBP: 0.325, SLG: 0.500										4	1	2	0	1	0	0							
Jason Michaels, R (1, 7) OBP: 0.316, SLG: 0.409										3	1	2	2	0	1	2							
Kenny Lofton, L (9, PH) OBP: 0.373, SLG: 0.415										1	0	0	1	1	0	0							
Chris Gomez, R (1, 5) OBP: 0.346, SLG: 0.397										4	0	2	1	0	0	1							
Inning Stats	R: 0 E: 0 K: 0 S: 7	H: 0 LOB: 0 BB: 0 P: 10	R: 3 E: 0 K: 1 S: 21	H: 4 LOB: 2 BB: 1 P: 36	R: 0 E: 0 K: 0 S: 9	H: 0 LOB: 1 BB: 1 P: 18	R: 0 E: 0 K: 0 S: 7	H: 1 LOB: 0 BB: 0 P: 10	R: 0 E: 0 K: 0 S: 9	H: 0 LOB: 0 BB: 1 P: 17	R: 0 E: 0 K: 2 S: 16	H: 2 LOB: 2 BB: 0 P: 26	R: 2 E: 0 K: 1 S: 19	H: 3 LOB: 2 BB: 1 P: 32	R: 0 E: 0 K: 0 S: 10	H: 2 LOB: 2 BB: 0 P: 13	R: 1 E: 0 K: 0 S: 12	H: 1 LOB: 3 BB: 2 P: 26	1B: 11 2B: 2 3B: 0 HR: 0	SF: 0 SAC: 0 DP: 0 HBP: 1	WP: 0 PB: 0 SB: 0 CS: 2	PA: 44	
PITCHER	IP WLS BF H R ER SO BB IBB HBP BLK WP HR S P ERA WHIP	5.2 3 1 0 0 1 0 0 0 0 0 0 8 13 0.00 1.500	0.1 B 4 2 1 1 1 1 0 0 0 0 0 12 20 27.00 9.000	1.1 L 3 1 1 1 0 0 0 0 0 0 0 7 11 27.00 3.000																			

Seattle Mariners @ Cleveland Indians
 Jacobs Field, Cleveland, OH
 Thu Aug 30 2007, 7:05 PM EDT
 Att: 25,949 - Clear - 71 F

AB 37
 R 6
 H 13
 RBI 6
 BB 6
 SO 4
 LOB 16



Batter	1	2	3	4	5	6	7	8	9	AB	R	H	RBI	BB	SO	LOB	TOP											
7 Jerry Owens, L (1, 8) OBP: 0.296, SLG: 0.290	4-0 BB 		1-0 G6-3 		1-1 SH1-4 			0-0 G5-3 		3	1	1	0	1	0	1	Chicago White Sox @ Cleveland Indians Jacobs Field, Cleveland, OH Fri Aug 31 2007, 7:05 PM EDT Att: 38,325 - Clear - 70 F											
22 Josh Fields, R (1, 7) OBP: 0.290, SLG: 0.455	0-1 BB 		2-1 G5-3 		2-2 G6-3 			2-3 K 		4	0	1	2	0	1	2												
14 Paul Konerko, R (8, 3) OBP: 0.356, SLG: 0.499	1-3 1B 									0	0	0	0	0	0	0												
25 Jim Thome, L (1, 10) OBP: 0.417, SLG: 0.523	4-2 BB 		0-0 G4-3 		4-0 IBB 					3	0	1	1	2	0	0												
23 Jermaine Dye, R (1, 9) OBP: 0.313, SLG: 0.489	1-3 K 									5	0	1	1	0	2	4												
12 A.J. Pierzynski, L (1, 2) OBP: 0.308, SLG: 0.405	0-3 K 									5	0	0	0	0	2	5												
26 Andy González, R (1, 5) OBP: 0.329, SLG: 0.305	0-3 K 									3	0	0	0	1	1	5												
Darin Erstad, L (1, 3) OBP: 0.323, SLG: 0.341		0-1 G4-3 		1-1 1B 		4-2 BB 		1-1 F8 		3	1	1	0	1	0	0	AB 33 R 5 H 8 RBI 5 BB 6 SO 7 LOB 19											
5 Juan Uribe, R (1, 6) OBP: 0.267, SLG: 0.363		0-2 F8 		1-0 G5-3 		0-0 SH1-4 		2-2 F9 		4	1	1	1	0	0	2												
1 Danny Richar, L (1, 4) OBP: 0.284, SLG: 0.352		0-3 K 		1-0 G6-3 		4-1 SH1-4 		2-2 G5-3 		3	2	2	0	1	1	0												
Inning Stats	R: 0 E: 0 K: 3 S: 14	H: 1 LOB: 3 BB: 2 P: 23	R: 0 E: 0 K: 1 S: 8	H: 0 LOB: 0 BB: 0 P: 8	R: 0 E: 0 K: 0 S: 4	H: 0 LOB: 0 BB: 0 P: 7	R: 0 E: 0 K: 0 S: 15	H: 1 LOB: 2 BB: 1 P: 23	R: 2 E: 0 K: 0 S: 9	H: 3 LOB: 2 BB: 1 P: 19	R: 3 E: 0 K: 0 S: 11	H: 2 LOB: 1 BB: 2 P: 23	R: 0 E: 0 K: 1 S: 7	H: 0 LOB: 0 BB: 0 P: 9	R: 0 E: 0 K: 1 S: 12	H: 0 LOB: 0 BB: 0 P: 18		R: 0 E: 0 K: 1 S: 9	H: 0 LOB: 0 BB: 0 P: 12	1B: 5 2B: 3 3B: 0 HR: 0	SF: 1 SAC: 1 DP: 0 HBP: 0	WP: 0 PB: 0 SB: 1 CS: 0	PA: 41					
PITCHER	IP	WLS	BF	H	R	ER	SO	BB	IBB	HBP	BLK	WP	HR	S	P	ERA		WHIP										
55 Roberto Hernandez, R (1, 1) ERA: 3.31	6.0		31	7	5	5	4	5	1	0	0	0	0	61	103	7.50		2.000										
Aaron Fultz, L (7, 1) ERA: 2.7	2.0	W	7	1	0	0	2	0	0	0	0	0	0	19	27	0.00		0.500										
63 Rafael Betancourt, R (9, 1) ERA: 1.52	1.0	S	3	0	0	0	1	0	0	0	0	0	0	9	12	0.00	0.000											


Batter	1	2	3	4	5	6	7	8	9	AB	R	H	RBI	BB	SO	LOB	BOTTOM										
24 Grady Sizemore, L (1, 8) OBP: 0.388, SLG: 0.474	1-2 F7 			1-2 P6 		0-2 FC3-4 				5	2	1	0	0	0	4	Chicago White Sox @ Cleveland Indians Jacobs Field, Cleveland, OH Fri Aug 31 2007, 7:05 PM EDT Att: 38,325 - Clear - 70 F										
Franklin Gutierrez, R (1, 9) OBP: 0.323, SLG: 0.495	2-2 P6 			2-3 K 		2-1 FC5-4 				4	0	1	1	0	1	1											
48 Travis Hafner, L (1, 10) OBP: 0.379, SLG: 0.430	1-1 G4-3 			3-1 1B 		1-0 HBP 				2	1	1	0	1	0	0											
41 Victor Martinez, S (1, 2) OBP: 0.374, SLG: 0.512		2-2 G4-3 		0-1 FC6-4 		3-2 FC5-4 				4	0	1	2	0	0	3											
Chris Gomez, R (8, PR) OBP: 0.346, SLG: 0.397										0	1	0	0	0	0	0											
10 Kelly Shoppach, R (9, 2) OBP: 0.322, SLG: 0.466										0	0	0	0	0	0	0											
25 Ryan Garko, R (1, 3) OBP: 0.371, SLG: 0.479		2-2 F8 								4	1	1	1	0	1	2											
2 Jhonny Peralta, R (1, 6) OBP: 0.337, SLG: 0.431		0-2 F8 								3	1	0	0	1	0	0											
Jason Michaels, R (1, 7) ERA: 3.47										3	0	0	0	0	1	0	AB 32 R 8 H 8 RBI 8 BB 4 SO 4 LOB 10										
Kenny Lofton, L (8, PH) OBP: 0.374, SLG: 0.415										0	1	0	1	1	0	0											
Casey Blake, R (1, 5) OBP: 0.339, SLG: 0.430										4	1	2	3	0	1	0											
29 Josh Barfield, R (1, 4) OBP: 0.272, SLG: 0.326										2	0	1	0	0	0	0											
13 Asdrúbal Cabrera, S (8, PH) OBP: 0.313, SLG: 0.444										1	0	0	0	1	0	0											
Inning Stats	R: 0 E: 0 K: 0 S: 8	H: 0 LOB: 0 BB: 0 P: 12	R: 0 E: 0 K: 0 S: 10	H: 0 LOB: 0 BB: 0 P: 14	R: 0 E: 0 K: 1 S: 9	H: 0 LOB: 0 BB: 0 P: 12	R: 0 E: 0 K: 1 S: 10	H: 1 LOB: 1 BB: 0 P: 16	R: 0 E: 0 K: 0 S: 6	H: 0 LOB: 0 BB: 0 P: 9	R: 2 E: 0 K: 1 S: 15	H: 3 LOB: 2 BB: 0 P: 24	R: 0 E: 0 K: 1 S: 7	H: 0 LOB: 0 BB: 0 P: 11	R: 6 E: 0 K: 0 S: 16	H: 4 LOB: 2 BB: 4 P: 46	R: 0 E: 0 K: 1 S: 9	H: 0 LOB: 0 BB: 0 P: 12	1B: 7 2B: 1 3B: 0 HR: 0	SF: 0 SAC: 0 DP: 0 HBP: 1	WP: 0 PB: 0 SB: 0 CS: 0	PA: 37					
PITCHER	IP	WLS	BF	H	R	ER	SO	BB	IBB	HBP	BLK	WP	HR	S	P	ERA	WHIP										
56 Mark Buehrle, L (1, 1) ERA: 3.12	7.0		26	4	2	2	4	0	0	1	0	0	0	5	9	13.50	1.500										
43 Ehren Wassermann, R (8, 1) ERA: 4.03	0.2	H	3	1	1	1	0	0	0	0	0	0	0	2	8	*	*										
Mike Myers, L (8, 1) ERA: 6.49	0.0	L	5	2	5	5	0	1	0	0	0	0	0	7	25	*	*										
47 Mike MacDougal, R (8, 1) ERA: 4.4	0.1		1	0	0	0	0	0	0	0	0	0	0	2	4	0.00	0.000										

Batter	1	2	3	4	5	6	7	8	9	AB	R	H	RBI	BB	SO	LOB	TOP			
7 Jerry Owens, L (1, 8) OBP: 0.299, SLG: 0.293	B3			22 CS 1B			F7		22 BB 1B	4	0	2	0	0	0	0				
22 Josh Fields, R (1, 7) OBP: 0.290, SLG: 0.451	K			F8			G5-3		BB	3	0	0	0	1	1	1				
25 Jim Thome, L (1, 10)	G4-3			G4-3			G6-3		K	4	0	0	0	0	1	3				
14 Paul Konerko, R (1, 3) OBP: 0.355, SLG: 0.497		2-2 12 G6-4-3 1B					G4-3		F8	4	0	1	0	0	0	3				
12 A.J. Pierzynski, L (1, 2) OBP: 0.308, SLG: 0.403		0-1 G6-4-3					G6-3			2	0	0	0	1	0	1				
23 Jermaine Dye, R (1, 9) OBP: 0.311, SLG: 0.485		1-1 G6-3					G3		F8	3	0	0	0	0	0	1				
26 Andy González, R (1, 5) OBP: 0.323, SLG: 0.299									F8	3	0	0	0	0	1	1				
1 Danny Richar, L (1, 4) OBP: 0.276, SLG: 0.340							F8			3	0	0	0	0	0	0				
5 Juan Uribe, R (1, 6) OBP: 0.267, SLG: 0.363							P4		7 1B 1B	3	0	1	0	0	0	0				
Inning Stats	R: 0 E: 0 K: 1 S: 8	H: 0 LOB: 0 BB: 0 P: 11	R: 0 E: 0 K: 0 S: 9	H: 1 LOB: 0 BB: 0 P: 12	R: 0 E: 0 K: 0 S: 9	H: 0 LOB: 0 BB: 0 P: 10	R: 0 E: 0 K: 0 S: 8	H: 1 LOB: 0 BB: 0 P: 9	R: 0 E: 0 K: 1 S: 7	H: 0 LOB: 0 BB: 0 P: 12	R: 0 E: 0 K: 0 S: 7	H: 0 LOB: 0 BB: 0 P: 9	R: 0 E: 0 K: 0 S: 8	H: 0 LOB: 1 BB: 1 P: 16	R: 0 E: 0 K: 1 S: 14	H: 2 LOB: 3 BB: 1 P: 22	1B: 4 2B: 0 3B: 0 HR: 0	SF: 0 SAC: 0 DP: 1 HBP: 0	WP: 0 PB: 0 CS: 1	PA: 31
PITCHER Paul Byrd, R (1, 1) ERA: 4.19	IP: 9.0 WLS: W BF: 31 H: 4 R: 0 ER: 0 SO: 3 BB: 2 IBB: 0 HBP: 0 BLK: 0 WP: 0 HR: 0 S: 78 P: 110 ERA: 0.00 WHIP: 0.667															PITCHER				

Chicago White Sox @ Cleveland Indians
Jacobs Field, Cleveland, OH
Sat Sep 01 2007, 7:05 PM EDT
Att: 41,131 - Clear - 72 F

livebaseballscorecards.com

AB 29
R 0
H 4
RBI 0
BB 2
SO 3
LOB 10



Batter	1	2	3	4	5	6	7	8	9	AB	R	H	RBI	BB	SO	LOB	BOTTOM			
24 Grady Sizemore, L (1, 8) OBP: 0.386, SLG: 0.470	K		48 G4-3 13 SH1-4 BB	G3			K	F7		4	0	0	0	1	2	1				
13 Asdrúbal Cabrera, S (1, 4) OBP: 0.329, SLG: 0.465			SH1-4							3	1	2	0	0	1	0				
48 Travis Hafner, L (1, 10) OBP: 0.378, SLG: 0.430	F9		G4-3				F7	48 2B		4	0	1	2	0	0	2				
25 Ryan Garko, R (1, 3) OBP: 0.367, SLG: 0.475	G4-3		K				G6-3	2B		4	0	0	0	0	1	3				
2 Johnny Peralta, R (1, 6) OBP: 0.336, SLG: 0.429		G6-3		K			P4			4	1	1	0	0	1	1				
Franklin Gutierrez, R (1, 9) OBP: 0.327, SLG: 0.511										4	1	2	1	0	1	1				
Kenny Lofton, L (1, 7) OBP: 0.375, SLG: 0.417										3	2	1	0	1	0	2				
Casey Blake, R (1, 5) OBP: 0.340, SLG: 0.431										4	0	2	2	0	2	2				
10 Kelly Shoppach, R (1, 2) OBP: 0.327, SLG: 0.489										4	2	2	2	0	0	2				
Inning Stats	R: 0 E: 0 K: 1 S: 13	H: 1 LOB: 1 BB: 0 P: 16	R: 0 E: 0 K: 1 S: 11	H: 1 LOB: 1 BB: 0 P: 17	R: 1 E: 0 K: 1 S: 11	H: 1 LOB: 1 BB: 1 P: 19	R: 2 E: 0 K: 1 S: 11	H: 3 LOB: 0 BB: 0 P: 16	R: 0 E: 0 K: 1 S: 9	H: 0 LOB: 0 BB: 0 P: 15	R: 1 E: 0 K: 1 S: 15	H: 2 LOB: 1 BB: 0 P: 22	R: 1 E: 0 K: 1 S: 12	H: 2 LOB: 1 BB: 0 P: 18	R: 2 E: 0 K: 1 S: 8	H: 1 LOB: 0 BB: 1 P: 16	1B: 5 2B: 4 3B: 0 HR: 2	SF: 0 SAC: 1 DP: 0 HBP: 0	WP: 1 PB: 1 CS: 0	PA: 37
PITCHER Javier Vazquez, R (1, 1) ERA: 3.91 37 Matt Thornton, L (7, 1) ERA: 5.21 Ryan Bukvich, R (8, 1) ERA: 4.93	IP: 6.0 WLS: L BF: 27 H: 8 R: 4 ER: 3 SO: 6 BB: 1 IBB: 0 HBP: 0 BLK: 0 WP: 1 HR: 1 S: 70 P: 105 ERA: 4.50 WHIP: 1.500															PITCHER				

Chicago White Sox @ Cleveland Indians
Jacobs Field, Cleveland, OH
Sat Sep 01 2007, 7:05 PM EDT
Att: 41,131 - Clear - 72 F

livebaseballscorecards.com

AB 34
R 7
H 11
RBI 7
BB 2
SO 8
LOB 14



Batter	1	2	3	4	5	6	7	8	9	AB	R	H	RBI	BB	SO	LOB	TOP							
7 Jerry Owens, L OBP: 0.310, SLG: 0.300										4	0	3	2	2	0	3								
Scott Podsednik, L OBP: 0.324, SLG: 0.380										6	1	2	0	0	1	7								
25 Jim Thome, L OBP: 0.410, SLG: 0.511										6	0	1	2	0	1	3								
14 Paul Konerko, R OBP: 0.355, SLG: 0.495										4	0	1	0	1	1	4								
Darin Erstad, L OBP: 0.324, SLG: 0.354										5	1	2	1	0	2	4								
12 A.J. Pierzynski, L OBP: 0.314, SLG: 0.408										5	1	4	1	0	0	0								
26 Andy González, R OBP: 0.326, SLG: 0.297										4	1	1	0	1	1	5								
1 Danny Richar, L OBP: 0.291, SLG: 0.347										4	2	2	0	1	0	0								
5 Juan Uribe, R OBP: 0.269, SLG: 0.363										5	2	2	0	0	3	6								
Inning Stats	R: 0 E: 0 K: 2 S: 14	H: 3 LOB: 2 BB: 0 P: 18	R: 3 E: 0 K: 2 S: 17	H: 4 LOB: 2 BB: 1 P: 28	R: 0 E: 0 K: 0 S: 9	H: 0 LOB: 0 BB: 1 P: 17	R: 1 E: 1 K: 1 S: 14	H: 1 LOB: 2 BB: 1 P: 26	R: 0 E: 0 K: 1 S: 11	H: 3 LOB: 3 BB: 0 P: 15	R: 1 E: 0 K: 1 S: 14	H: 2 LOB: 2 BB: 1 P: 24	R: 0 E: 0 K: 1 S: 15	H: 1 LOB: 1 BB: 0 P: 23	R: 1 E: 0 K: 1 S: 9	H: 2 LOB: 0 BB: 1 P: 12	R: 2 E: 0 K: 0 S: 13	H: 2 LOB: 0 BB: 1 P: 24	1B: 17 2B: 0 3B: 0 HR: 1	SF: 0 SAC: 0 DP: 1 HBP: 0	WP: 0 PB: 0 CS: 2	PA: 49		
PITCHER	IP WLS BF H R ER SO BB IBB HBP BLK WP HR S P ERA WHIP	5.0 L 28 11 4 3 6 3 0 0 0 0 0 65 104 5.40 2.800	(1, 1)	3.1 L 16 7 1 1 1 1 0 0 0 0 0 14 24 9.00 3.000	(6, 1)	2.0 L 9 3 1 1 2 0 0 0 0 0 1 24 35 4.50 1.500	(7, 1)	1.0 L 5 2 2 2 0 1 0 0 0 0 0 13 24 18.00 3.000	(9, 1)															

Chicago White Sox @ Cleveland Indians
Jacobs Field, Cleveland, OH
Sun Sep 02 2007, 1:05 PM EDT
Att: 37,718 - Sunny - 73 F

livebaseballscorecards.com

AB 43
R 8
H 18
RBI 6
BB 5
SO 9
LOB 32

Batter	1	2	3	4	5	6	7	8	9	AB	R	H	RBI	BB	SO	LOB	BOTTOM							
24 Grady Sizemore, L OBP: 0.385, SLG: 0.467										3	0	0	0	1	2	2								
13 Adrián Cabrera, S OBP: 0.336, SLG: 0.419										3	0	1	0	1	1	0								
48 Travis Hafner, L OBP: 0.379, SLG: 0.430										3	0	1	0	1	0	2								
41 Victor Martínez, S OBP: 0.373, SLG: 0.508										3	0	0	0	1	0	1								
25 Ryan Garko, R OBP: 0.366, SLG: 0.471										3	0	0	0	1	0	2								
2 Johnny Peralta, R OBP: 0.336, SLG: 0.428										4	0	1	0	0	1	0								
Kenny Lofton, L OBP: 0.376, SLG: 0.416										3	0	1	0	1	0	0								
Trot Nixon, L OBP: 0.346, SLG: 0.345										3	0	1	0	1	0	3								
Casey Blake, R OBP: 0.337, SLG: 0.427										4	0	0	0	0	3	4								
Inning Stats	R: 0 E: 0 K: 1 S: 8	H: 0 LOB: 1 BB: 1 P: 14	R: 0 E: 0 K: 1 S: 9	H: 0 LOB: 0 BB: 0 P: 12	R: 0 E: 0 K: 1 S: 11	H: 0 LOB: 3 BB: 3 P: 24	R: 0 E: 0 K: 0 S: 10	H: 2 LOB: 1 BB: 1 P: 19	R: 0 E: 0 K: 2 S: 10	H: 1 LOB: 1 BB: 0 P: 18	R: 0 E: 0 K: 0 S: 5	H: 0 LOB: 0 BB: 0 P: 6	R: 0 E: 0 K: 1 S: 15	H: 1 LOB: 2 BB: 1 P: 24	R: 0 E: 0 K: 0 S: 12	H: 1 LOB: 1 BB: 1 P: 17	R: 0 E: 1 K: 1 S: 9	H: 0 LOB: 1 BB: 0 P: 13	1B: 5 2B: 0 3B: 0 HR: 0	SF: 0 SAC: 0 DP: 2 HBP: 0	WP: 0 PB: 0 CS: 0	PA: 36		
PITCHER	IP WLS BF H R ER SO BB IBB HBP BLK WP HR S P ERA WHIP	6.2 W 27 4 0 0 5 6 0 0 0 0 0 63 110 0.00 1.500	(1, 1)	0.2 L 4 1 0 0 1 1 0 0 0 0 0 15 22 0.00 3.000	(7, 1)	0.2 L 1 0 0 0 0 0 0 0 0 0 0 2 2 0.00 0.000	(8, 1)	1.0 L 4 0 0 0 1 0 0 0 0 0 0 9 13 0.00 0.000	(9, 1)															

Chicago White Sox @ Cleveland Indians
Jacobs Field, Cleveland, OH
Sun Sep 02 2007, 1:05 PM EDT
Att: 37,718 - Sunny - 73 F

livebaseballscorecards.com

AB 29
R 0
H 5
RBI 0
BB 7
SO 7
LOB 14

Batter	1	2	3	4	5	6	7	8	9	AB	R	H	RBI	BB	SO	LOB	TOP										
Kenny Lofton, L OBP: 0.378, SLG: 0.417 (1, 8)										4	1	2	0	1	0	1	Cleveland Indians @ Minnesota Twins Hubert H. Humphrey Metrodome, Minneapolis, MN Mon Sep 03 2007, 2:10 PM EDT Att: 24,105 - Dome - 69 F livebaseballscorecards.com										
13 Asdrúbal Cabrera, S OBP: 0.342, SLG: 0.469 (1, 6)										4	1	1	0	1	1	3											
48 Travis Hafner, L OBP: 0.378, SLG: 0.429 (1, 10)										5	0	1	1	0	0	2											
41 Victor Martinez, S OBP: 0.373, SLG: 0.506 (1, 2)										2	1	0	1	1	1	1											
25 Ryan Garko, R OBP: 0.367, SLG: 0.479 (1, 3)										4	1	2	1	0	0	3											
Franklin Gutierrez, R OBP: 0.321, SLG: 0.503 (1, 7)										3	0	0	1	0	0	2											
Chris Gomez, R OBP: 0.346, SLG: 0.396 (6, PR)										3	0	1	0	0	1	1											
24 Grady Sizemore, L OBP: 0.386, SLG: 0.470 (6, PR)										3	1	0	0	1	1	2											
Casey Blake, R OBP: 0.337, SLG: 0.425 (1, 5)										3	0	1	1	0	0	1											
12 Ben Francisco, R OBP: 0.314, SLG: 0.553 (6, PR)										1	0	0	0	0	0	1											
2 Johnny Peralta, R OBP: 0.335, SLG: 0.427 (6, 6)										3	0	1	1	0	0	1											
Inning Stats	R: 1 E: 1 K: 0 S: 17	H: 1 LOB: 2 BB: 1 P: 27	R: 1 E: 0 K: 0 S: 12	H: 1 LOB: 1 BB: 1 P: 19	R: 1 E: 0 K: 1 S: 14	H: 1 LOB: 1 BB: 1 P: 19	R: 0 E: 0 K: 2 S: 12	H: 1 LOB: 1 BB: 0 P: 14	R: 1 E: 0 K: 0 S: 13	H: 1 LOB: 0 BB: 0 P: 20	R: 0 E: 0 K: 0 S: 5	H: 1 LOB: 1 BB: 0 P: 6	R: 1 E: 0 K: 1 S: 15	H: 1 LOB: 1 BB: 1 P: 26	R: 0 E: 0 K: 0 S: 9	H: 1 LOB: 1 BB: 0 P: 16	R: 0 E: 0 K: 0 S: 4	H: 1 LOB: 0 BB: 0 P: 6	1B: 5 2B: 3 HR: 1	SF: 2 SAC: 0 DP: 2 HBP: 0	WP: 0 PB: 0 SB: 0 CS: 0	PA: 39					
PITCHER	IP	WLS	BF	H	R	ER	SO	BB	IBB	HBP	BLK	WP	HR	S	P	ERA	WHIP										
Johan Santana, L ERA: 3.15 (1, 1)	6.0	L	27	6	4	4	3	3	0	0	0	0	1	73	105	6.00	1.500										
54 Matt Guerrier, R ERA: 2.25 (7, 1)	1.0		5	1	1	1	1	1	0	0	0	0	0	15	26	9.00	2.000										
Juan Rincon, R ERA: 5.58 (8, 1)	1.0		4	1	0	0	0	0	0	0	0	0	0	9	16	0.00	1.000										
53 Nick Blackburn, R ERA: (9, 1)	1.0		3	1	0	0	0	0	0	0	0	0	0	4	6	0.00	1.000										
Batter	1	2	3	4	5	6	7	8	9	AB	R	H	RBI	BB	SO	LOB	BOTTOM										
25 Alexi Casilla, S OBP: 0.286, SLG: 0.296 (1, 4)										4	0	4	0	0	0	0											
Jason Bartlett, R OBP: 0.344, SLG: 0.381 (1, 6)										4	0	0	0	0	1	4											
Tori Hunter, R OBP: 0.333, SLG: 0.531 (1, 8)										4	0	0	0	0	0	3											
33 Justin Morneau, L OBP: 0.346, SLG: 0.514 (1, 3)										2	0	1	0	2	0	0											
5 Michael Cuddyer, R OBP: 0.354, SLG: 0.436 (1, 9)										4	0	0	0	0	2	4											
55 Mike Redmond, R OBP: 0.347, SLG: 0.354 (1, 2)										4	0	1	0	0	0	1											
Rondell White, R OBP: 0.213, SLG: 0.259 (1, 10)										4	0	0	0	0	2	3											
Jason Tyner, L OBP: 0.339, SLG: 0.355 (1, 7)										3	0	0	0	0	1	0											
8 Nick Punto, S OBP: 0.286, SLG: 0.254 (1, 5)										3	0	0	0	0	2	0											
Inning Stats	R: 0 E: 0 K: 1 S: 13	H: 2 LOB: 2 BB: 0 P: 19	R: 0 E: 0 K: 1 S: 6	H: 0 LOB: 0 BB: 0 P: 9	R: 0 E: 0 K: 1 S: 14	H: 1 LOB: 1 BB: 0 P: 19	R: 0 E: 0 K: 1 S: 7	H: 1 LOB: 1 BB: 1 P: 14	R: 0 E: 0 K: 0 S: 10	H: 0 LOB: 0 BB: 0 P: 14	R: 0 E: 0 K: 0 S: 7	H: 0 LOB: 0 BB: 0 P: 9	R: 0 E: 0 K: 1 S: 8	H: 0 LOB: 0 BB: 0 P: 10	R: 0 E: 0 K: 0 S: 5	H: 1 LOB: 1 BB: 0 P: 6	R: 0 E: 0 K: 2 S: 10	H: 0 LOB: 1 BB: 1 P: 17	1B: 5 2B: 1 3B: 0 HR: 0	SF: 0 SAC: 0 DP: 1 HBP: 0	WP: 0 PB: 0 SB: 0 CS: 0	PA: 34					
PITCHER	IP	WLS	BF	H	R	ER	SO	BB	IBB	HBP	BLK	WP	HR	S	P	ERA	WHIP										
CC Sabathia, L ERA: 3.24 (1, 1)	8.0	W	30	6	0	0	6	1	0	0	0	0	0	70	100	0.00	0.875										
53 Rafael Perez, L ERA: 1.61 (9, 1)	1.0		4	0	0	0	2	1	0	0	0	0	0	10	17	0.00	1.000										

Cleveland Indians @ Minnesota Twins
 Hubert H. Humphrey Metrodome, Minneapolis, MN
 Mon Sep 03 2007, 2:10 PM EDT
 Att: 24,105 - Dome - 69 F

AB 33
 R 5
 H 9
 RBI 5
 BB 4
 SO 4
 LOB 17



Cleveland Indians @ Minnesota Twins
 Hubert H. Humphrey Metrodome, Minneapolis, MN
 Mon Sep 03 2007, 2:10 PM EDT
 Att: 24,105 - Dome - 69 F

AB 32
 R 0
 H 6
 RBI 0
 BB 2
 SO 8
 LOB 15



Batter	1	2	3	4	5	6	7	8	9	10	11	AB	R	H	RBI	BB	SO	LOB	TOP		
24 Grady Sizemore, L (1, 8) C FA 90 B FA 89 F CH 81 X CH 91	1-3 SAFE CH 81 FA 89 1 SAFE X CH 81	2-1 L3			0-2 F9		0-0 F9-6		0-0 L9		4-0 IBB 48 SF8 13 2B	5	1	0	0	1	1	3			
13 Adrubal Cabrera, S (1, 4) B FA 90 F FA 89 S FA 90 B FA 90 X FA 90	3-2 F7		2-2 G6-3		2-1 P5		1-2 41 HBP 48 BB 1B		1-1 48 HR 2B		2-1 41 2B 1B	6	1	3	0	0	0	1			
48 Travis Hafner, L (1, 10) C FA 90 B CU 76 B FA 90 B CU 76 X FA 90	3-2 HR		2-2 P5		1-3 K		4-1 41 HBP BB		2-0 HR		0-0 SF8	4	2	2	4	1	1	1			
41 Victor Martinez, S (1, 2) C FA 91 B CH 82 X CH 82	1-1 1B		1-1 P5		2-1 G3-1		1-2 HBP		1-3 K		1-2 2B	5	0	2	1	0	1	0			
25 Ryan Garko, R (1, 3) B SL 82 B FA 90 X FA 90	2-0 G5-3				2-2 FC5-4 1B		0-1 F9		0-3 K		1-0 G4-3	6	0	1	0	0	1	6			
2 Johnny Peralta, R (1, 6) F FA 90 S SL 84 B SL 85 B SL 91	2-3 K				0-2 L5		4-2 2B BB		1-3 K		0-0 L6	4	1	0	0	1	2	1			
Kenny Lofton, L (1, 7) B FA 90 F FA 91 F FA 90 B FA 90 X FA 92	3-2 E 3B				1-1 F7		0-0 1H 2B		1-1 G3		2-2 G6-3	5	1	2	1	0	0	1			
Franklin Gutierrez, R (1, 9) C SL 82 X FA 90	0-1 E5				2-0 FC5-4		3-2 F8		1-1 F8		4-2 13 1B 48 SF8 SH3 BB	4	1	0	0	1	0	2			
Casey Blake, R (1, 5) C FA 90 X SL 81	0-1 F9				1-1 1B		0-0 24 F9-6 1B		2-0 F9		0-0 SH3	4	0	2	0	0	0	1			
Inning Stats	R: 1 E: 0 K: 1 S: 12	H: 2 LOB: 1 BB: 0 P: 22	R: 1 E: 1 K: 1 S: 14	H: 1 LOB: 1 BB: 0 P: 21	R: 0 E: 0 K: 0 S: 11	H: 0 LOB: 0 BB: 0 P: 16	R: 0 E: 0 K: 0 S: 9	H: 1 LOB: 1 BB: 0 P: 14	R: 0 E: 0 K: 1 S: 13	H: 0 LOB: 0 BB: 0 P: 12	R: 2 E: 0 K: 1 S: 8	H: 2 LOB: 0 BB: 0 P: 14	R: 0 E: 0 K: 1 S: 7	H: 0 LOB: 0 BB: 0 P: 9	R: 2 E: 0 K: 0 S: 11	H: 2 LOB: 2 BB: 2 P: 23	1B: 6 2B: 4 3B: 1 HR: 2	SF: 1 SAC: 1 DP: 1 HBP: 1	WP: 0 PB: 0 SB: 0 CS: 0	PA: 50	
PITCHER	59 Kevin Slowey, R (1, 1) ERA: 5.36	IP: 5.0 WLS: 2 BF: 21	H: 5 R: 2 ER: 1 SO: 3	H: 5 R: 1 ER: 1 SO: 3	BB: 0 IBB: 0 HBP: 0 BLK: 0	WP: 0 HR: 0 S: 58 P: 89	ERA: 1.80 WHIP: 1.000	36 Joe Nathan, R (9, 1) ERA: 1.94	IP: 2.0 WLS: 1 BF: 8	H: 2 R: 2 ER: 2 SO: 2	BB: 0 IBB: 0 HBP: 0 BLK: 0	WP: 0 HR: 0 S: 15 P: 23	ERA: 9.00 WHIP: 1.000	51 Julio DePaula, R (11, 1) ERA: 7.11	IP: 1.0 WLS: 0 BF: 7	H: 2 R: 2 ER: 2 SO: 0	BB: 1 IBB: 1 HBP: 0 BLK: 0	WP: 0 HR: 0 S: 11 P: 23	ERA: 18.00 WHIP: 3.000		
54 Matt Guerrier, R (6, 1) ERA: 2.34	1.0 H: 5 R: 1 ER: 1 SO: 0	1 1 1 0	1 0 0 0	1 0 0 0	0 0 0 0	0 0 13 24	9.00 2.000														
Juan Rincon, R (7, 1) ERA: 5.51	0.2 H: 3 R: 2 ER: 0 SO: 0	2 0 0 0	2 0 0 0	2 0 0 0	0 0 0 0	0 0 5 6	0.00 3.000														
Carmen Calli, L (7, 1) ERA: 4.34	0.0 H: 2 R: 0 ER: 0 SO: 0	2 0 0 0	2 0 0 0	2 0 0 0	0 0 0 0	0 0 3 8	∞ ∞														
17 Pat Neshek, R (7, 1) ERA: 2.77	1.1 H: 4 R: 0 ER: 0 SO: 1	4 0 0 0	4 0 0 0	4 0 0 0	0 0 0 0	0 0 11 14	0.00 0.000														

Cleveland Indians @ Minnesota Twins
Hubert H. Humphrey Metrodome, Minneapolis, MN

AB 43
R 7
H 12
RBI 6
BB 4
SO 6
LOB 16



Batter	1	2	3	4	5	6	7	8	9	10	11	AB	R	H	RBI	BB	SO	LOB	BOTTOM		
25 Alexi Casilla, S (1, 4) C FA 86 B CH 84 B CU 84 C FA 87 S SL 76	2-3 K		0-0 SH5-3		1-1 G1-3		3-2 F9		0-0 G4-3		3-2 F9	4	0	0	0	0	1	3			
Jason Bartlett, R (1, 6) C FA 87 B FA 86 B FA 88 X FA 84	3-1 G5-3		1-1 33 BB 2B HBP		4-1 G1-6-3 BB		0-1 F9		1-0 F7		2-1 1B	4	1	1	0	1	0	2			
Torii Hunter, R (1, 8) C FA 89 B CH 86 B CH 82 B CU 78 X FA 90	2-2 G1-3		4-2 33 BB 2B		0-1 G1-6-3		1-1 F7		1-1 F9		0-1 G6-3	5	1	0	0	1	0	2			
33 Justin Morneau, L (1, 3) B FA 86 B CH 84 X FA 87	2-0 FC6-4 1B		0-1 2B		1-2 FC5 5 1B		2-2 G5-3		2-2 G6-3			5	0	3	3	0	0	0			
5 Michael Cuddyer, R (1, 9) B CH 84 X FA 90	1-0 F8		1-0 P6		0-1 FC5 1B		1-2 P6		1-1 1B		2-1 1B	5	0	2	0	0	0	1			
Rondell White, R (1, 7) C FA 88 B FA 85 X FA 88	1-1 FC6-4 16 BB 2B				2-1 G1-3		2-2 FC5		4-2 BB		0-1 2B	3	1	0	0	1	0	3			
Jason Tyner, L (8, PR) OBA: 0.47 C FA 88 B FA 86 B FA 90 X FA 88	2-2 16 BB 2B				2-1 G1-3		2-0 FC5		0-3 BB		0-1 2B	1	0	1	0	0	0	0			
16 Jason Kubel, L (1, 10) C FA 88 B FA 86 B FA 90 X FA 90	2-2 1H 2B				2-1 F9 1B 2B		2-0 G3-1		0-3 K		4-0 IBB	4	1	2	1	1	1	1			
Chris Heintz, R (1, 2) OBA: 0.47 C FA 88 B FA 86 B FA 90 X FA 88	0-0 G6-3				2-1 G1-3		0-1 FC5		0-0 F9		3-2 K	4	0	1	0	0	0	3			
55 Mike Redmond, R (10, PH) OBA: 0.47 C FA 88 B FA 86 B FA 90 X FA 88	0-0 G6-3				1-2 F9		0-1 1B		0-0 F9		0-0 K	0	0	0	0	0	0	0			
7 Joe Mauer, L (10, PH) OBA: 0.419 C FA 88 B FA 86 B FA 90 X FA 88	0-0 G6-3				2-3 1B		0-0 1B		0-0 F9		0-0 K	1	0	0	0	0	1	2			
Luis Antonio Rodriguez, S (1, 5) OBA: 0.255, SLG: 0.253 C FA 88 B CH 84 B SL 79 B CH 87 X FA 88	2-2 E5 SH5-3 33 BB 2B 1B				0-0 1B		1-2 1B		2-1 G1		1-3 K	4	1	3	1	0	0	1			
8 Nick Punto, S (9, 5) OBA: 0.285, SLG: 0.253 C FA 88 B CH 84 B SL 79 B CH 87 X FA 88	2-2 E5 SH5-3 33 BB 2B 1B				0-0 1B		1-2 1B		2-1 G1		1-3 K	1	0	0	0	0	1	0			
Inning Stats	R: 0 E: 0 K: 1 S: 9	H: 0 LOB: 0 BB: 0 P: 16	R: 1 E: 0 K: 0 S: 9	H: 2 LOB: 1 BB: 0 P: 15	R: 3 E: 1 K: 0 S: 12	H: 2 LOB: 0 BB: 0 P: 20	R: 1 E: 0 K: 0 S: 10	H: 2 LOB: 2 BB: 0 P: 16	R: 0 E: 0 K: 0 S: 10	H: 0 LOB: 0 BB: 0 P: 12	R: 0 E: 0 K: 1 S: 10	H: 0 LOB: 1 BB: 0 P: 15	R: 0 E: 0 K: 0 S: 4	H: 2 LOB: 0 BB: 0 P: 6	R: 0 E: 0 K: 1 S: 16	H: 2 LOB: 2 BB: 1 P: 27	1B: 9 2B: 4 3B: 0 HR: 0	SF: 0 SAC: 1 DP: 1 HBP: 1	WP: 0 PB: 0 SB: 0 CS: 0	PA: 48	
PITCHER	32 Aaron Laffey, L (1, 1) ERA: 5.93	IP: 4.0 WLS: 1 BF: 19	H: 6 R: 5 ER: 5 SO: 1	H: 6 R: 0 ER: 0 SO: 0	BB: 1 IBB: 0 HBP: 0 BLK: 0	WP: 0 HR: 0 S: 40 P: 67	ERA: 11.25 WHIP: 1.750														
40 Tom Mastny, R (5, 1) ERA: 4.47	1.1 8 4 0 0 0	8 4 0 0 0	8 0 0 0 0	8 0 0 0 0	0 0 0 0 0	0 0 17 26	0.00 3.750														
50 Jensen Lewis, R (6, 1) ERA: 2.84	2.2 9 0 0 0 1	9 0 0 0 0	9 0 0 0 0	9 0 0 0 0	0 0 0 0 0	0 0 24 36	0.00 0.375														
63 Rafael Betancourt, R (9, 1) ERA: 1.48	2.0 W: 8 S: 4	2 0 0 0 1	2 0 0 0 1	2 0 0 0 1	0 0 0 0 0	0 0 20 33	0.00 1.000														
47 Joe Borowski, R (11, 1) ERA: 5.5	1.0 S: 4	1 0 0 0 1	1 0 0 0 1	1 0 0 0 1	0 0 0 0 0	0 0 10 16	0.00 1.000														

Cleveland Indians @ Minnesota Twins
Hubert H. Humphrey Metrodome, Minneapolis, MN

AB 42
R 5
H 13
RBI 5
BB 4
SO 4
LOB 18



Batter	1	2	3	4	5	6	7	8	9	AB	R	H	RBI	BB	SO	LOB	TOP					
24 Grady Sizemore, L (1, 8) OBP: 0.380, SLG: 0.460 12 Ben Francisco, R (9, PH) OBP: 0.308, SLG: 0.542										4	0	0	0	0	2	2	Cleveland Indians @ Los Angeles Angels Angel Stadium of Anaheim, Anaheim, CA Thu Sep 06 2007, 7:05 PM PDT Att: 41,720 - Partly Cloudy - 70 F					
Franklin Gutierrez, R (1, 9) OBP: 0.323, SLG: 0.500									3	1	2	1	1	1	1	0						
48 Travis Hafner, L (1, 10) OBP: 0.384, SLG: 0.448									3	1	1	0	1	1	1	1						
41 Victor Martinez, S (1, 3) OBP: 0.373, SLG: 0.506									4	0	1	1	0	2	4	0						
2 Jhonny Peralta, R (1, 6) OBP: 0.327, SLG: 0.427									3	0	1	0	1	1	0	0						
Casey Blake, R (1, 5) OBP: 0.340, SLG: 0.428									4	0	1	0	0	0	3	0						
Kenny Lofton, L (1, 7) OBP: 0.379, SLG: 0.426									4	1	1	0	0	1	1	0						
10 Kelly Shoppach, R (1, 2) OBP: 0.327, SLG: 0.493 11 Luis Rivas, R (9, PH)									3	0	1	1	0	2	1	0						
29 Josh Barfield, R (1, 4) OBP: 0.273, SLG: 0.326 30 Andy Marte, R (9, PH) OBP: 0.208, SLG: 0.294									3	0	1	0	0	0	1	0						
Inning Stats	R: 0 K: 2 S: 12	H: 0 LOB: 0 BB: 0 P: 18	R: 0 K: 0 S: 7	H: 1 LOB: 0 BB: 0 P: 8	R: 1 K: 2 S: 14	H: 2 LOB: 3 BB: 2 P: 30	R: 0 K: 2 S: 11	H: 1 LOB: 1 BB: 0 P: 17	R: 2 K: 0 S: 15	H: 3 LOB: 2 BB: 1 P: 24	R: 0 K: 2 S: 13	H: 1 LOB: 0 BB: 0 P: 18	R: 0 K: 2 S: 13	H: 1 LOB: 0 BB: 0 P: 19	R: 0 K: 0 S: 7	H: 0 LOB: 0 BB: 0 P: 9		R: 0 K: 2 S: 8	H: 0 LOB: 0 BB: 0 P: 15	1B: 5 2B: 3 3B: 0 HR: 1	SF: 0 SAC: 0 DP: 1 HBP: 0	WP: 0 PB: 0 SB: 1 CS: 1
PITCHER	IP WLS BF H R ER SO BB IBB HBP BLK WP HR S P ERA WHIP	5.2 W 27 8 3 3 8 3 0 0 0 0 1 68 109 4.76 1.941	6.1 H 4 1 0 0 2 0 0 0 0 0 0 15 23 0.00 1.000	7.1 H 3 0 0 0 0 0 0 0 0 0 9 11 0.00 0.000	9.1 H 3 0 0 0 2 0 0 0 0 0 8 15 0.00 0.000	PITCHER										IP WLS BF H R ER SO BB IBB HBP BLK WP HR S P ERA WHIP						

AB	34
R	3
H	9
RBI	3
BB	3
SO	12
LOB	13



Batter	1	2	3	4	5	6	7	8	9	AB	R	H	RBI	BB	SO	LOB	BOTTOM			
24 Gary Matthews, S (1, 8) OBP: 0.321, SLG: 0.430										5	1	2	1	0	1	3	Cleveland Indians @ Los Angeles Angels Angel Stadium of Anaheim, Anaheim, CA Thu Sep 06 2007, 7:05 PM PDT Att: 41,720 - Partly Cloudy - 70 F			
Orlando Cabrera, R (1, 6) OBP: 0.392, SLG: 0.414									5	1	2	1	0	2	3					
Garret Anderson, L (1, 7) OBP: 0.332, SLG: 0.507									5	2	3	3	0	0	2					
19 Kendrys Morales, S (1, 10) OBP: 0.354, SLG: 0.522									5	1	2	1	0	1	1					
6 Maicer Izturis, S (1, 5) OBP: 0.336, SLG: 0.401 9 Chone Figgins, S (8, PR) OBP: 0.394, SLG: 0.435									2	1	0	0	3	1	1					
Casey Kotchman, L (1, 3) OBP: 0.362, SLG: 0.461									5	1	2	3	0	0	2					
47 Howie Kendrick, R (1, 4) OBP: 0.347, SLG: 0.458									5	0	1	1	0	4	4					
5 Jeff Mathis, R (1, 2) OBP: 0.306, SLG: 0.434									3	2	1	0	0	0	1					
77 Reggie Willis, S (1, 9) OBP: 0.394, SLG: 0.348									4	1	2	0	0	0	2					
Inning Stats	R: 0 K: 1 S: 10	H: 1 LOB: 1 BB: 0 P: 17	R: 0 K: 2 S: 11	H: 0 LOB: 0 BB: 0 P: 14	R: 1 K: 0 S: 7	H: 2 LOB: 1 BB: 0 P: 9	R: 0 K: 1 S: 12	H: 1 LOB: 0 BB: 0 P: 17	R: 4 K: 2 S: 18	H: 4 LOB: 2 BB: 1 P: 30	R: 1 K: 0 S: 13	H: 2 LOB: 1 BB: 0 P: 17	R: 2 K: 2 S: 15	H: 3 LOB: 1 BB: 1 P: 26	R: 2 K: 1 S: 13	H: 2 LOB: 1 BB: 1 P: 19		1B: 9 2B: 5 3B: 0 HR: 1	SF: 0 SAC: 0 DP: 0 HBP: 1	WP: 0 PB: 0 SB: 0 CS: 0
PITCHER	IP WLS BF H R ER SO BB IBB HBP BLK WP HR S P ERA WHIP	4.2 L 24 4 1 1 1 1 0 0 0 0 0 10 15 13.50 1.500	6.1 2 2 2 2 1 1 0 0 0 0 0 6 8 0.00 6.000	7.1 2 2 2 2 2 1 0 0 0 0 1 16 25 13.50 2.250	PITCHER										IP WLS BF H R ER SO BB IBB HBP BLK WP HR S P ERA WHIP					

AB	39
R	10
H	15
RBI	10
BB	3
SO	9
LOB	19



Batter	1	2	3	4	5	6	7	8	9	10	AB	R	H	RBI	BB	SO	LOB	TOP							
24 Grady Sizemore, L OBP: 0.382, SLG: 0.459	(1, 8) C FA 90 4-2 F FA 91 13 WP B FA 93 48 G4-3 F FA 91 13 WP B FA 93 48 G4-3 BB		F CU 77 0-1 X FA 92 F7		C FA 90 2-2 B FA 91 13 S B CH 84 2H S CU 78 1B F FA 92 X FA 92		B FA 91 1-1 F FA 90 G4-3		B FA 92 4-0 B CH 83 1-2 B FA 93 2-3 BB		3	0	1	1	2	0	0								
13 Asdrubal Cabrera, S OBP: 0.358, SLG: 0.460	(1, 4) C FA 92 2-3 1 SAFE B FA 91 13 WP C CU 78 48 B FA 91 13 WP S CU 81 1B		S FA 92 2-2 B FA 91 48 B SL 81 1B C CU 78		1 SAFE B FA 91 13 WP C CU 78 48 X FA 92		B FA 90 1-1 F FA 94 48 C FA 94 1B		B FA 90 1-3 C FA 91 48 C FA 91 1B		5	0	1	0	0	2	5								
48 Travis Hafner, L OBP: 0.380, SLG: 0.443	(1, 10) C CU 79 3-2 F FA 91 48 B FA 92 1B B FA 92 1B X CU 80			C FA 91 2-1 B FA 91 48 B FA 91 48 X FA 92		1 SAFE B FA 91 13 WP C CU 78 48 X FA 92		B FA 84 2-2 B FA 91 48 B SL 84 1B C FA 91 1B F FA 92 1B S SL 82		C CU 77 2-2 B FA 91 48 B FA 91 48 X CU 81		5	0	0	0	0	1	3							
41 Victor Martinez, S OBP: 0.373, SLG: 0.505	(1, 2) C CU 79 0-1 X FA 92 G6-3			X FA 91 0-0 1B		C CU 77 1-2 F FA 91 2 WP B CU 79 1B X FA 91		C FA 91 0-3 S FA 91 2 WP S SL 86 1B		C FA 91 2-3 B FA 92 48 C FA 92 1B		5	0	2	0	0	2	1							
25 Ryan Garko, R OBP: 0.322, SLG: 0.476	(1, 3) C FA 90 0-3 F FA 90 1B S FA 91 1B			C CU 81 2-3 B FA 91 48 B SL 81 1B S CU 79		C FA 89 3-2 C FA 90 48 B SL 80 1B F FA 90 1B B FA 90 1B X CU 80		F FA 92 2-1 B CU 92 48 X FA 92		C FA 91 1-3 B FA 92 48 F FA 92 1B		5	1	1	1	0	3	2							
2 Jhonny Peralta, R OBP: 0.335, SLG: 0.425	(1, 6) C CU 79 0-3 F FA 90 1B S CU 80			B FA 91 3-2 B SL 81 1B D SL 81 1B C CU 79		B SL 80 2-0 B CU 78 48 X SL 80		C FA 93 1-1 B FA 94 48 X FA 94				4	0	1	0	0	1	1							
Kenny Lofton, L OBP: 0.378, SLG: 0.424	(1, 7) C FA 91 0-1 X CH 83 1B			C CU 80 1-0 X CU 80 G3-1		C CU 78 0-1 X FA 90 G4-3		C FA 92 3-3 F CH 84 48 F FA 92 1B B FA 93 1B B CH 88 1B B SL 83 1B S CH 85				4	0	1	0	0	1	3							
Franklin Gutierrez, R OBP: 0.322, SLG: 0.493	(1, 9) C CU 79 0-3 C FA 90 1B C FA 91 1B			B SL 81 2-0 B SL 81 1B X FA 90 G5-3		C SL 70 1-2 F FA 91 48 B SL 73 1B X FA 91		B FA 94 4-1 B FA 93 48 C CU 80 1B B CH 82 1B B CU 81				3	0	0	0	1	1	1							
Chris Gomez, R OBP: 0.344, SLG: 0.398	(1, 5) B FA 90 1-3 C FA 91 48 S SL 81 1B			C FA 90 2-1 B FA 91 48 X FA 90		S CU 90 1-2 C FA 91 48 B FA 92 1B X FA 92		C FA 91 1-2 F FA 91 48 F FA 92 1B B CU 92 24 BB X CU 80				4	1	1	0	0	1	1							
29 Josh Barfield, R OBP: 0.273, SLG: 0.326	(9, PR)											0	0	0	0	0	0								
Casey Blake, R OBP: 0.340, SLG: 0.428	(9, 5) B FA 90 2-1 C FA 91 48 X FA 90											0	0	0	0	0	0								
Inning Stats	R: 0 E: 0 K: 1 S: 11	H: 0 LOB: 1 BB: 1 P: 20	R: 0 E: 0 K: 3 S: 11	H: 1 LOB: 0 BB: 1 P: 11	R: 0 E: 0 K: 1 S: 8	H: 0 LOB: 0 BB: 0 P: 11	R: 0 E: 0 K: 1 S: 10	H: 2 LOB: 2 BB: 0 P: 18	R: 1 E: 0 K: 0 S: 10	H: 2 LOB: 1 BB: 0 P: 17	R: 0 E: 0 K: 0 S: 9	H: 0 LOB: 0 BB: 0 P: 12	R: 0 E: 0 K: 2 S: 8	H: 1 LOB: 0 BB: 0 P: 11	R: 1 E: 1 K: 2 S: 17	H: 1 LOB: 3 BB: 2 P: 33	R: 0 E: 0 K: 2 S: 9	H: 0 LOB: 0 BB: 0 P: 14	1B: 6 2B: 1 3B: 0 HR: 1	SF: 0 SAC: 0 DP: 0 HBP: 0	WP: 2 PB: 0 SB: 1 CS: 0	PA: 41			
PITCHER	IP WLS BF H R ER SO BB IBB HBP BLK WP HR S P ERA WHIP	IP WLS BF H R ER SO BB IBB HBP BLK WP HR S P ERA WHIP	IP WLS BF H R ER SO BB IBB HBP BLK WP HR S P ERA WHIP	IP WLS BF H R ER SO BB IBB HBP BLK WP HR S P ERA WHIP	IP WLS BF H R ER SO BB IBB HBP BLK WP HR S P ERA WHIP	IP WLS BF H R ER SO BB IBB HBP BLK WP HR S P ERA WHIP	IP WLS BF H R ER SO BB IBB HBP BLK WP HR S P ERA WHIP	IP WLS BF H R ER SO BB IBB HBP BLK WP HR S P ERA WHIP	IP WLS BF H R ER SO BB IBB HBP BLK WP HR S P ERA WHIP	IP WLS BF H R ER SO BB IBB HBP BLK WP HR S P ERA WHIP	IP WLS BF H R ER SO BB IBB HBP BLK WP HR S P ERA WHIP	IP WLS BF H R ER SO BB IBB HBP BLK WP HR S P ERA WHIP	IP WLS BF H R ER SO BB IBB HBP BLK WP HR S P ERA WHIP	IP WLS BF H R ER SO BB IBB HBP BLK WP HR S P ERA WHIP	IP WLS BF H R ER SO BB IBB HBP BLK WP HR S P ERA WHIP	IP WLS BF H R ER SO BB IBB HBP BLK WP HR S P ERA WHIP	IP WLS BF H R ER SO BB IBB HBP BLK WP HR S P ERA WHIP	IP WLS BF H R ER SO BB IBB HBP BLK WP HR S P ERA WHIP	IP WLS BF H R ER SO BB IBB HBP BLK WP HR S P ERA WHIP	IP WLS BF H R ER SO BB IBB HBP BLK WP HR S P ERA WHIP	IP WLS BF H R ER SO BB IBB HBP BLK WP HR S P ERA WHIP	IP WLS BF H R ER SO BB IBB HBP BLK WP HR S P ERA WHIP	IP WLS BF H R ER SO BB IBB HBP BLK WP HR S P ERA WHIP	IP WLS BF H R ER SO BB IBB HBP BLK WP HR S P ERA WHIP	IP WLS BF H R ER SO BB IBB HBP BLK WP HR S P ERA WHIP

Cleveland Indians @ Los Angeles Angels
Angel Stadium of Anaheim, Anaheim, CA

AB 38
R 2
H 8
RBI 2
BB 3
SO 12
LOB 17



WP: 2 PA: 41
PB: 0
SB: 1
CS: 0

Fri Sep 07 2007, 7:05 PM PDT
Att: 40,020 - Clear - 76 F

Batter	1	2	3	4	5	6	7	8	9	10	AB	R	H	RBI	BB	SO	LOB	BOTTOM							
9 Chone Figgins, S OBP: 0.399, SLG: 0.444	(1, 5) B CH 88 2-1 F FA 90 48 B SI 87 1B X FA 90		B FA 90 3-2 F FA 91 13 WP B CH 80 48 B FA 91 13 WP F FA 92 48 F FA 92 48 X FA 92			B CU 77 2-0 F FA 90 48 X FA 92 2B 1B		1 SAFE B FA 90 4-2 B FA 88 48 B FA 89 48 C FA 89 48 F FA 90 48 F FA 91 48 F FA 90 48		X FA 90 0-0 F9 19 1B 2B		4	3	3	0	1	0	0							
Orlando Cabrera, R OBP: 0.349, SLG: 0.413	(1, 6) B FA 90 3-1 CH 80 48 B FA 90 48 C FA 90 48 X FA 90		X CU 79 0-0 F8			1 SAFE P CH 89 4-0 B SI 89 48 B SI 89 48 X FA 89		X FA 90 0-0 G5-4-3 1-2 2-3		M FA 90 0-2 F FA 92 48 X FA 92		5	0	1	1	0	0	4							
Garret Anderson, L OBP: 0.339, SLG: 0.507	(1, 7) B SL 88 3-2 S CH 81 19 B CH 88 48 F SL 88 48 F CH 87 48 X SL 88			C FA 89 2-1 B FA 90 48 X FA 90 G3		I IN 74 4-0 B FA 90 48 IN 72 48 IN 73 48		I IN 75 4-0 IN 75 48 IN 74 48		I IN 88 4-0 IN 87 48		2	0	1	1	3	0	0							
19 Kendrys Morales, S OBP: 0.347, SLG: 0.505	(1, 10) B FA 90 1-1 C FA 91 48 X FA 90			B SI 80 1-0 X FA 91 F7		X FA 91 0-0 G3-6-1		B FA 90 1-1 S FA 90 48 X SL 83		F FA 88 1-2 S FA 91 48 B FA 92 48 B SL 82		5	0	1	1	0	0	5							
Casey Kotchman, L OBP: 0.358, SLG: 0.457	(1, 3) B FA 89 2-3 F FA 89 48 B SL 88 48 S CH 79			B FA 90 1-0 X CH 80 F9		B FA 88 1-1 C FA 90 48 X SL 87		B CU 83 1-1 C SL 83 48 X FA 90				4	0	0	0	0	1	0							
6 Maicer Izturis, S OBP: 0.338, SLG: 0.402	(1, 4) C FA 91 3-2 B FA 91 48 S SL 88 48 B SL 87 48 F FA 91 48 B CH 80 48 X FA 91			X FA 89 0-0 F8		B FA 90 1-0 X FA 90 1B		B FA 90 1-0 X FA 90		C FA 89 0-2 C SL 84 48 X SL 83		4	0	2	0	0	0	0							
24 Gary Matthews, S OBP: 0.323, SLG: 0.429	(1, 8) C CU 77 4-1 B FA 91 48 B SL 89 48 B CH 81 48 B FA 91			B FA 89 1-0 X FA 90 G4-3		X FA 90 0-0 F8		B FA 89 4-1 B FA 89 48 D SL 82 48 C FA 89 48 B SL 82				2	0	0	0	2	0	1							
5 Jeff Mathis, R OBP: 0.297, SLG: 0.421	(1, 2) B FA 89 3-2 C FA 91 48 D SL 80 48 B CH 80 48 X FA 92			C FA 91 1-2 B FA 90 48 X CH 82 G1-3		1 SAFE B FA 90 1-0 X FA 89 G5-3		C FA 92 0-3 S FA 93 48				4	0	0	0	0	1	4							
77 Reggie Willits, S OBP: 0.394, SLG: 0.346	(1, 9) C SI 89 0-1 X CH 78 G4-3					B CH 88 2-3 C FA 89 48 C FA 90 48 C FA 91 48		B CH 80 4-2 F FA 90 48 B CH 81 48 B FA 90 48 F FA 91 48 F FA 92 48 B FA 91 48		B FA 83 2-2 F FA 90 48 C FA 83 48 B FA 92 48 F FA 92 48 F FA 92 48 X FA 92		2	0	0	0	1	1	0							
47 Howie Kendrick, R OBP: 0.345, SLG: 0.458	(9, PH)											1	0	0	0	0	0	2							
Nathan Haynes, L OBP: 0.242, SLG: 0.281	(10, 9)											0	0	0	0	0	0	0							
Inning Stats	R: 1 E: 0 K: 0 S: 10	H: 2 LOB: 0 BB: 0 P: 19	R: 0 E: 0 K: 1 S: 11	H: 0 LOB: 1 BB: 1 P: 23	R: 0 E: 0 K: 0 S: 7	H: 0 LOB: 0 BB: 0 P: 10	R: 0 E: 0 K: 0 S: 4	H: 0 LOB: 0 BB: 0 P: 8	R: 0 E: 0 K: 0 S: 5	H: 2 LOB: 1 BB: 1 P: 17	R: 0 E: 0 K: 0 S: 5	H: 1 LOB: 1 BB: 0 P: 8	R: 0 E: 0 K: 0 S: 9	H: 0 LOB: 2 BB: 3 P: 22	R: 0 E: 0 K: 1 S: 16	H: 1 LOB: 2 BB: 1 P: 23	R: 1 E: 0 K: 0 S: 8	H: 2 LOB: 2 BB: 1 P: 13	1B: 5 2B: 3 3B: 0 HR: 0	SF: 0 SAC: 0 DP: 3 HBP: 0	WP: 0 PB: 0 SB: 3 CS: 0	PA: 40			
PITCHER	IP WLS BF H R ER SO BB IBB HBP BLK WP HR S P ERA WHIP	IP WLS BF H R ER SO BB IBB HBP BLK WP HR S P ERA WHIP	IP WLS BF H R ER SO BB IBB HBP BLK WP HR S P ERA WHIP	IP WLS BF H R ER SO BB IBB HBP BLK WP HR S P ERA WHIP	IP WLS BF H R ER SO BB IBB HBP BLK WP HR S P ERA WHIP	IP WLS BF H R ER SO BB IBB HBP BLK WP HR S P ERA WHIP	IP WLS BF H R ER SO BB IBB HBP BLK WP HR S P ERA WHIP	IP WLS BF H R ER SO BB IBB HBP BLK WP HR S P ERA WHIP	IP WLS BF H R ER SO BB IBB HBP BLK WP HR S P ERA WHIP	IP WLS BF H R ER SO BB IBB HBP BLK WP HR S P ERA WHIP	IP WLS BF H R ER SO BB IBB HBP BLK WP HR S P ERA WHIP	IP WLS BF H R ER SO BB IBB HBP BLK WP HR S P ERA WHIP	IP WLS BF H R ER SO BB IBB HBP BLK WP HR S P ERA WHIP	IP WLS BF H R ER SO BB IBB HBP BLK WP HR S P ERA WHIP	IP WLS BF H R ER SO BB IBB HBP BLK WP HR S P ERA WHIP	IP WLS BF H R ER SO BB IBB HBP BLK WP HR S P ERA WHIP	IP WLS BF H R ER SO BB IBB HBP BLK WP HR S P ERA WHIP	IP WLS BF H R ER SO BB IBB HBP BLK WP HR S P ERA WHIP	IP WLS BF H R ER SO BB IBB HBP BLK WP HR S P ERA WHIP	IP WLS BF H R ER SO BB IBB HBP BLK WP HR S P ERA WHIP	IP WLS BF H R ER SO BB IBB HBP BLK WP HR S P ERA WHIP	IP WLS BF H R ER SO BB IBB HBP BLK WP HR S P ERA WHIP	IP WLS BF H R ER SO BB IBB HBP BLK WP HR S P ERA WHIP	IP WLS BF H R ER SO BB IBB HBP BLK WP HR S P ERA WHIP	IP WLS BF H R ER SO BB IBB HBP BLK WP HR S P ERA WHIP

Cleveland Indians @ Los Angeles Angels
Angel Stadium of Anaheim, Anaheim, CA

AB 33
R 3
H 8
RBI 3
BB 7
SO 3
LOB 16



WP: 0 PA: 40
PB: 0
SB: 3
CS: 0

Fri Sep 07 2007, 7:05 PM PDT
Att: 40,020 - Clear - 76 F

Batter	1	2	3	4	5	6	7	8	9	AB	R	H	RBI	BB	SO	LOB	TOP					
24 Grady Sizemore, L (1, 8) OBP: 0.382, SLG: 0.464										5	0	2	1	0	2	2	Cleveland Indians @ Los Angeles Angels Angel Stadium of Anaheim, Anaheim, CA Sat Sep 08 2007, 6:05 PM PDT Att: 43,544 - Clear - 78 F					
13 Asdrúbal Cabrera, S (1, 4) OBP: 0.360, SLG: 0.451										4	2	1	0	1	1	2						
48 Travis Hafner, L (1, 10) OBP: 0.379, SLG: 0.443										5	0	1	2	0	1	1						
41 Victor Martinez, S (1, 2)										3	1	1	0	2	0	0						
25 Ryan Garko, R (1, 3)										5	0	0	0	0	1	5						
2 Jhonny Peralta, R (1, 6)										4	1	2	1	0	1	3						
Kenny Lofton, L (1, 7)										4	0	1	1	0	0	2						
Franklin Gutierrez, R (1, 9)										3	1	1	0	1	0	2						
Casey Blake, R (1, 5)										4	1	1	0	0	2	2						
Inning Stats	R: 0 E: 0 K: 1 S: 10	H: 0 LOB: 0 BB: 0 P: 17	R: 0 E: 0 K: 1 S: 11	H: 1 LOB: 1 BB: 0 P: 17	R: 0 E: 0 K: 1 S: 11	H: 1 LOB: 1 BB: 0 P: 18	R: 0 E: 0 K: 1 S: 7	H: 0 LOB: 0 BB: 0 P: 11	R: 1 E: 1 K: 2 S: 13	H: 2 LOB: 1 BB: 0 P: 19	R: 2 E: 0 K: 0 S: 13	H: 2 LOB: 2 BB: 2 P: 26	R: 2 E: 0 K: 1 S: 14	H: 3 LOB: 1 BB: 1 P: 28	R: 1 E: 0 K: 2 S: 13	H: 1 LOB: 1 BB: 1 P: 19		R: 0 E: 0 K: 0 S: 4	H: 0 LOB: 0 BB: 0 P: 6	1B: 6 2B: 3 3B: 1 HR: 0	SF: 0 SAC: 0 DP: 0 HBP: 0	WP: 2 PB: 0 SB: 2 CS: 0
PITCHER	IP WLS BF H R ER SO BB IBB HBP BLK WP HR S P ERA WHIP																					
54 Ervin Santana, R (1, 1) ERA: 5.95	5.2 L 25 6 3 2 5 1 1 0 0 0 0 64 105 3.18 1.235																					
49 Chris Bootcheck, R (6, 1) ERA: 4.27	0.2 6 3 2 2 0 0 1 0 0 2 0 8 20 27.00 4.500																					
58 Dustin Moseley, R (7, 1) ERA: 4.5	1.2 7 1 1 1 3 1 0 0 0 0 0 20 30 5.40 1.200																					
63 Rich Thompson, R (9, 1) ERA: 7.36	1.0 3 0 0 0 0 0 0 0 0 0 0 4 6 0.00 0.000																					
Batter	1	2	3	4	5	6	7	8	9	AB	R	H	RBI	BB	SO	LOB	BOTTOM					
77 Reggie Willits, S (1, 8) OBP: 0.390, SLG: 0.342										4	0	0	0	0	1	1	Cleveland Indians @ Los Angeles Angels Angel Stadium of Anaheim, Anaheim, CA Sat Sep 08 2007, 6:05 PM PDT Att: 43,544 - Clear - 78 F					
Orlando Cabrera, R (1, 6)										4	0	0	0	0	0	0						
Garret Anderson, L (1, 10)										4	0	0	0	0	1	0						
19 Kendrys Morales, S (1, 3)										3	0	0	0	0	0	0						
47 Howie Kendrick, R (1, 4) OBP: 0.349, SLG: 0.459										3	1	2	0	0	0	0						
6 Meicer Izturis, S (1, 5) OBP: 0.341, SLG: 0.403										2	0	1	0	1	0	1						
39 Robb Quinlan, R (1, 7) OBP: 0.295, SLG: 0.346										3	0	0	0	0	0	3						
Juan Rivera, R (1, 9) OBP: 0.111, SLG: 0.111										3	0	1	1	0	0	1						
5 Jeff Mathis, R (1, 2) OBP: 0.298, SLG: 0.419										3	0	1	0	0	1	1						
Inning Stats	R: 0 E: 0 K: 1 S: 7	H: 0 LOB: 0 BB: 0 P: 12	R: 0 E: 0 K: 0 S: 4	H: 1 LOB: 0 BB: 0 P: 6	R: 0 E: 1 K: 1 S: 8	H: 1 LOB: 1 BB: 0 P: 10	R: 0 E: 0 K: 0 S: 9	H: 0 LOB: 0 BB: 0 P: 14	R: 0 E: 0 K: 0 S: 7	H: 1 LOB: 0 BB: 0 P: 9	R: 0 E: 0 K: 0 S: 14	H: 0 LOB: 0 BB: 0 P: 20	R: 0 E: 0 K: 0 S: 8	H: 0 LOB: 0 BB: 0 P: 10	R: 1 E: 0 K: 1 S: 9	H: 2 LOB: 1 BB: 1 P: 15		R: 0 E: 0 K: 0 S: 5	H: 0 LOB: 0 BB: 0 P: 7	1B: 5 2B: 0 3B: 0 HR: 0	SF: 0 SAC: 0 DP: 4 HBP: 0	WP: 0 PB: 0 SB: 0 CS: 0
PITCHER	IP WLS BF H R ER SO BB IBB HBP BLK WP HR S P ERA WHIP																					
CC Sabathia, L (1, 1) ERA: 3.15	9.0 W 30 5 1 1 3 1 0 0 0 0 71 103 1.00 0.667																					

AB	37
R	6
H	10
RBI	5
BB	4
SO	8
LOB	19



AB	29
R	1
H	5
RBI	1
BB	1
SO	3
LOB	7



Batter	1	2	3	4	5	6	7	8	9	AB	R	H	RBI	BB	SO	LOB	TOP							
24 Grady Sizemore, L OBP: 0.382, SLG: 0.465										5	2	2	0	0	2	0	Cleveland Indians @ Los Angeles Angels Angel Stadium of Anaheim, Anaheim, CA Sun Sep 09 2007, 5:05 PM PDT Att: 40,037 - Clear - 81 F livebaseballscorecards.com							
13 Asdrúbal Cabrera, S OBP: 0.365, SLG: 0.463										4	1	2	2	0	0	0								
48 Travis Hafner, L OBP: 0.378, SLG: 0.440										3	0	0	0	1	1	2								
41 Victor Martinez, S OBP: 0.376, SLG: 0.503										3	1	1	0	1	0	1								
25 Ryan Garko, R OBP: 0.359, SLG: 0.475										4	1	1	3	0	1	2								
2 Jhonny Peralta, R OBP: 0.336, SLG: 0.426										4	1	1	0	0	2	2								
Kenny Lofton, L OBP: 0.374, SLG: 0.419										4	0	0	0	0	0	1								
Franklin Gutierrez, R OBP: 0.328, SLG: 0.491										4	0	2	1	0	1	0								
Casey Blake, R OBP: 0.337, SLG: 0.425										4	0	0	0	0	3	2								
Inning Stats	R: 0 E: 0 K: 1 S: 9	H: 0 LOB: 0 BB: 0 P: 16	R: 0 E: 0 K: 0 S: 9	H: 0 LOB: 0 BB: 0 P: 12	R: 0 E: 0 K: 1 S: 12	H: 1 LOB: 0 BB: 0 P: 18	R: 5 E: 0 K: 2 S: 20	H: 6 LOB: 1 BB: 0 P: 27	R: 1 E: 0 K: 1 S: 13	H: 2 LOB: 2 BB: 1 P: 24	R: 0 E: 0 K: 1 S: 9	H: 0 LOB: 0 BB: 0 P: 12	R: 0 E: 0 K: 0 S: 7	H: 0 LOB: 1 BB: 1 P: 11	R: 0 E: 0 K: 2 S: 9	H: 0 LOB: 0 BB: 0 P: 12		R: 0 E: 0 K: 2 S: 8	H: 0 LOB: 0 BB: 0 P: 10	1B: 5 2B: 3 3B: 0 HR: 1	SF: 0 SAC: 0 DP: 0 HBP: 0	WP: 0 PB: 0 SB: 1 CS: 1	PA: 37	
PITCHER	IP WLS BF H R ER SO BB IBB HBP BLK WP HR S P ERA WHIP	IP WLS BF H R ER SO BB IBB HBP BLK WP HR S P ERA WHIP	IP WLS BF H R ER SO BB IBB HBP BLK WP HR S P ERA WHIP	IP WLS BF H R ER SO BB IBB HBP BLK WP HR S P ERA WHIP	IP WLS BF H R ER SO BB IBB HBP BLK WP HR S P ERA WHIP	IP WLS BF H R ER SO BB IBB HBP BLK WP HR S P ERA WHIP	IP WLS BF H R ER SO BB IBB HBP BLK WP HR S P ERA WHIP	IP WLS BF H R ER SO BB IBB HBP BLK WP HR S P ERA WHIP	IP WLS BF H R ER SO BB IBB HBP BLK WP HR S P ERA WHIP	IP WLS BF H R ER SO BB IBB HBP BLK WP HR S P ERA WHIP	IP WLS BF H R ER SO BB IBB HBP BLK WP HR S P ERA WHIP	IP WLS BF H R ER SO BB IBB HBP BLK WP HR S P ERA WHIP	IP WLS BF H R ER SO BB IBB HBP BLK WP HR S P ERA WHIP	IP WLS BF H R ER SO BB IBB HBP BLK WP HR S P ERA WHIP	IP WLS BF H R ER SO BB IBB HBP BLK WP HR S P ERA WHIP	IP WLS BF H R ER SO BB IBB HBP BLK WP HR S P ERA WHIP	IP WLS BF H R ER SO BB IBB HBP BLK WP HR S P ERA WHIP	IP WLS BF H R ER SO BB IBB HBP BLK WP HR S P ERA WHIP	IP WLS BF H R ER SO BB IBB HBP BLK WP HR S P ERA WHIP	IP WLS BF H R ER SO BB IBB HBP BLK WP HR S P ERA WHIP	IP WLS BF H R ER SO BB IBB HBP BLK WP HR S P ERA WHIP	IP WLS BF H R ER SO BB IBB HBP BLK WP HR S P ERA WHIP	IP WLS BF H R ER SO BB IBB HBP BLK WP HR S P ERA WHIP	IP WLS BF H R ER SO BB IBB HBP BLK WP HR S P ERA WHIP
36 Jared Weaver, R ERA: 4.0	5.0	L	24	9	6	6	5	0	1	0	0	0	0	1	63	97	10.80	1.800						
Darren Oliver, L ERA: 3.74	2.0		7	0	0	0	1	1	0	0	0	0	0	0	16	23	0.00	0.500						
49 Chris Bootcheck, R ERA: 4.21	1.0		3	0	0	0	2	0	0	0	0	0	0	9	12	0.00	0.000							
Francisco Rodríguez, R ERA: 3.03	1.0		3	0	0	0	2	0	0	0	0	0	0	8	10	0.00	0.000							

Batter	1	2	3	4	5	6	7	8	9	AB	R	H	RBI	BB	SO	LOB	BOTTOM							
77 Reggie Willits, S OBP: 0.386, SLG: 0.338										5	0	0	0	0	1	3	Cleveland Indians @ Los Angeles Angels Angel Stadium of Anaheim, Anaheim, CA Sun Sep 09 2007, 5:05 PM PDT Att: 40,037 - Clear - 81 F livebaseballscorecards.com							
6 Maicer Izturis, S OBP: 0.345, SLG: 0.404										4	1	2	0	1	1	1								
Orlando Cabrera, R OBP: 0.347, SLG: 0.409										4	0	1	0	1	0	2								
Garret Anderson, L OBP: 0.334, SLG: 0.499										4	0	1	0	0	0	3								
47 Howie Kendrick, R OBP: 0.344, SLG: 0.452										4	0	0	0	0	0	4								
Juan Rivera, R OBP: 0.077, SLG: 0.077										4	0	0	0	0	1	2								
39 Robb Quinlan, R OBP: 0.303, SLG: 0.350										1	1	1	0	1	0	0								
9 Chone Figgins, S OBP: 0.400, SLG: 0.445										1	0	1	0	0	0	0								
2 Erick Aybar, S OBP: 0.284, SLG: 0.277										4	0	3	0	0	1	0								
Casey Kotchman, L OBP: 0.362, SLG: 0.462										3	0	0	1	0	2	4								
44 Mike Napoli, R OBP: 0.341, SLG: 0.452										3	0	0	1	0	2	4								
Inning Stats	R: 1 E: 1 K: 0 S: 18	H: 2 LOB: 2 BB: 0 P: 30	R: 1 E: 0 K: 1 S: 10	H: 2 LOB: 1 BB: 0 P: 14	R: 0 E: 0 K: 0 S: 6	H: 0 LOB: 0 BB: 0 P: 11	R: 0 E: 0 K: 1 S: 8	H: 1 LOB: 1 BB: 1 P: 15	R: 0 E: 0 K: 1 S: 8	H: 1 LOB: 2 BB: 1 P: 15	R: 0 E: 0 K: 1 S: 12	H: 2 LOB: 2 BB: 0 P: 16	R: 0 E: 0 K: 0 S: 10	H: 0 LOB: 1 BB: 1 P: 18	R: 0 E: 0 K: 2 S: 9	H: 0 LOB: 0 BB: 0 P: 11	R: 0 E: 0 K: 1 S: 12	H: 1 LOB: 1 BB: 0 P: 17	1B: 8 2B: 1 3B: 0 HR: 0	SF: 1 SAC: 0 DP: 1 HBP: 0	WP: 0 PB: 0 SB: 0 CS: 0	PA: 39		
PITCHER	IP WLS BF H R ER SO BB IBB HBP BLK WP HR S P ERA WHIP	IP WLS BF H R ER SO BB IBB HBP BLK WP HR S P ERA WHIP	IP WLS BF H R ER SO BB IBB HBP BLK WP HR S P ERA WHIP	IP WLS BF H R ER SO BB IBB HBP BLK WP HR S P ERA WHIP	IP WLS BF H R ER SO BB IBB HBP BLK WP HR S P ERA WHIP	IP WLS BF H R ER SO BB IBB HBP BLK WP HR S P ERA WHIP	IP WLS BF H R ER SO BB IBB HBP BLK WP HR S P ERA WHIP	IP WLS BF H R ER SO BB IBB HBP BLK WP HR S P ERA WHIP	IP WLS BF H R ER SO BB IBB HBP BLK WP HR S P ERA WHIP	IP WLS BF H R ER SO BB IBB HBP BLK WP HR S P ERA WHIP	IP WLS BF H R ER SO BB IBB HBP BLK WP HR S P ERA WHIP	IP WLS BF H R ER SO BB IBB HBP BLK WP HR S P ERA WHIP	IP WLS BF H R ER SO BB IBB HBP BLK WP HR S P ERA WHIP	IP WLS BF H R ER SO BB IBB HBP BLK WP HR S P ERA WHIP	IP WLS BF H R ER SO BB IBB HBP BLK WP HR S P ERA WHIP	IP WLS BF H R ER SO BB IBB HBP BLK WP HR S P ERA WHIP	IP WLS BF H R ER SO BB IBB HBP BLK WP HR S P ERA WHIP	IP WLS BF H R ER SO BB IBB HBP BLK WP HR S P ERA WHIP	IP WLS BF H R ER SO BB IBB HBP BLK WP HR S P ERA WHIP	IP WLS BF H R ER SO BB IBB HBP BLK WP HR S P ERA WHIP	IP WLS BF H R ER SO BB IBB HBP BLK WP HR S P ERA WHIP	IP WLS BF H R ER SO BB IBB HBP BLK WP HR S P ERA WHIP	IP WLS BF H R ER SO BB IBB HBP BLK WP HR S P ERA WHIP	IP WLS BF H R ER SO BB IBB HBP BLK WP HR S P ERA WHIP
32 Aaron Laffey, L ERA: 5.29	5.0	W	23	6	2	1	3	0	2	0	0	0	0	0	50	85	1.80	1.600						
50 Jensen Lewis, R ERA: 3.0	1.1		7	2	0	0	1	1	0	0	0	0	0	18	28	0.00	2.250							
53 Rafael Perez, L ERA: 1.49	1.2		5	0	0	0	2	0	0	0	0	0	0	13	17	0.00	0.000							
47 Joe Borowski, R ERA: 5.4	1.0		4	1	0	0	1	0	0	0	0	0	0	12	17	0.00	1.000							



Batter	1	2	3	4	5	6	7	8	9	AB	R	H	RBI	BB	SO	LOB	TOP								
24 Grady Sizemore, L OBP: 0.382, SLG: 0.467	G3-1		F7				P6		13 SF9	5	1	2	1	0	0	2	Cleveland Indians @ Chicago White Sox U.S. Cellular Field, Chicago, IL Mon Sep 10 2007, 8:11 PM EDT Att: 30,126 - Drizzlie - 64 F								
13 Asdrúbal Cabrera, S OBP: 0.307, SLG: 0.450	K			41 BB	G5-3		HR		SF9	3	1	1	3	1	1	1									
48 Travis Hafner, L OBP: 0.376, SLG: 0.436	K			L7		G4-3	G3			4	0	0	0	1	1										
41 Victor Martinez, S OBP: 0.376, SLG: 0.504		P5			25 HBP	G3			25 SF9	5	1	2	0	0	1	1									
25 Ryan Garko, R OBP: 0.359, SLG: 0.473	L4				2 HBP	G4-3			L9	4	0	1	0	0	0	2									
2 Jhonny Peralta, R OBP: 0.335, SLG: 0.424	K			G4-6-3		FC5-4				3	0	0	0	1	1	4									
Kenny Lofton, L OBP: 0.375, SLG: 0.418						F7			FC3	3	1	1	0	1	0	2									
Chris Gomez, R OBP: 0.340, SLG: 0.394			F9		E5		SH3-4		SF9	2	1	0	1	0	0	1									
12 Ben Francisco, R OBP: 0.309, SLG: 0.529									F9	3	1	1	1	0	1	2									
Franklin Gutierrez, R OBP: 0.326, SLG: 0.488										1	0	0	0	0	0	2									
Inning Stats	R: 0 E: 0 K: 2 S: 9	H: 0 LOB: 0 BB: 0 P: 11	R: 0 E: 0 K: 1 S: 13	H: 0 LOB: 0 BB: 0 P: 18	R: 0 E: 0 K: 0 S: 6	H: 0 LOB: 1 BB: 1 P: 11	R: 0 E: 0 K: 0 S: 7	H: 1 LOB: 2 BB: 1 P: 17	R: 1 E: 1 K: 1 S: 12	H: 1 LOB: 1 BB: 0 P: 17	R: 0 E: 0 K: 0 S: 7	H: 1 LOB: 1 BB: 0 P: 12	R: 3 E: 0 K: 0 S: 18	H: 3 LOB: 0 BB: 0 P: 26	R: 1 E: 0 K: 0 S: 15	H: 1 LOB: 2 BB: 1 P: 27	R: 1 E: 0 K: 1 S: 15	H: 1 LOB: 1 BB: 1 P: 23	1B: 5 2B: 2 HR: 1	SF: 2 SAC: 1 DP: 1 HBP: 1	WP: 0 PB: 1 SB: 0 CS: 0	PA: 41			
PITCHER	IP	WLS	BF	H	R	ER	SO	BB	IBB	HBP	BLK	WP	HR	S	P	ERA	WHIP								
34 Gavin Floyd, R ERA: 5.79	6.1	L	27	5	3	2	4	2	0	1	0	0	0	60	96	2.84	1.105								
Mike Myers, L ERA: 3.95	0.2		3	1	1	1	0	0	0	0	0	0	1	12	16	13.50	1.500								
Ryan Bukvich, R ERA: 5.05	1.0		6	1	1	1	0	1	0	0	0	0	0	15	27	9.00	2.000								
41 Lance Broadway, R ERA:	1.0		5	1	1	0	1	1	0	0	0	0	0	15	23	0.00	2.000								

Batter	1	2	3	4	5	6	7	8	9	AB	R	H	RBI	BB	SO	LOB	BOTTOM								
7 Jerry Owens, L OBP: 0.309, SLG: 0.296			G1-3		F7					3	0	1	0	1	0	0	Cleveland Indians @ Chicago White Sox U.S. Cellular Field, Chicago, IL Mon Sep 10 2007, 8:11 PM EDT Att: 30,126 - Drizzlie - 64 F								
22 Josh Fields, R OBP: 0.284, SLG: 0.441										4	1	0	0	0	1	2									
25 Jim Thome, L OBP: 0.409, SLG: 0.521										4	1	1	0	0	0	1									
23 Jermaine Dye, R OBP: 0.317, SLG: 0.491										3	0	1	0	0	2	1									
12 A.J. Pierzynski, L OBP: 0.318, SLG: 0.416										4	0	1	1	0	1	2									
Darin Erstad, L OBP: 0.318, SLG: 0.342										3	0	0	0	1	1	2									
5 Juan Uribe, R OBP: 0.277, SLG: 0.371										3	0	0	0	1	0	2									
1 Danny Richar, L OBP: 0.272, SLG: 0.355										3	0	0	0	0	1	3									
26 Andy González, R OBP: 0.304, SLG: 0.275										3	0	0	0	0	1	1									
Inning Stats	R: 2 E: 1 K: 0 S: 14	H: 1 LOB: 1 BB: 1 P: 28	R: 0 E: 0 K: 1 S: 7	H: 0 LOB: 0 BB: 0 P: 12	R: 0 E: 0 K: 0 S: 5	H: 0 LOB: 0 BB: 0 P: 9	R: 0 E: 0 K: 0 S: 9	H: 1 LOB: 2 BB: 1 P: 16	R: 0 E: 0 K: 0 S: 6	H: 0 LOB: 0 BB: 0 P: 8	R: 0 E: 0 K: 1 S: 10	H: 1 LOB: 1 BB: 0 P: 17	R: 0 E: 0 K: 1 S: 5	H: 0 LOB: 0 BB: 1 P: 12	R: 0 E: 0 K: 2 S: 13	H: 1 LOB: 1 BB: 0 P: 16	R: 0 E: 0 K: 2 S: 10	H: 0 LOB: 0 BB: 0 P: 15	1B: 2 2B: 2 HR: 0	SF: 0 SAC: 0 DP: 1 HBP: 1	WP: 0 PB: 0 SB: 1 CS: 0	PA: 34			
PITCHER	IP	WLS	BF	H	R	ER	SO	BB	IBB	HBP	BLK	WP	HR	S	P	ERA	WHIP								
55 Roberto Hernandez, R ERA: 3.2	7.0	W	27	3	2	1	3	3	0	1	0	0	0	56	102	1.29	0.857								
63 Rafael Betancourt, R ERA: 1.57	1.0	H	4	1	0	0	2	0	0	0	0	0	0	13	16	0.00	1.000								
Aaron Fultz, L ERA: 3.08	1.0		3	0	0	0	2	0	0	0	0	0	0	10	15	0.00	0.000								

AB	33
R	6
H	8
RBI	6
BB	4
SO	5
LOB	18

AB	30
R	2
H	4
RBI	1
BB	3
SO	7
LOB	14



Batter	1	2	3	4	5	6	7	8	9	AB	R	H	RBI	BB	SO	LOB	TOP							
24 Grady Sizemore, L OBP: 0.385, SLG: 0.467										4	3	2	0	2	1	0	Cleveland Indians @ Chicago White Sox U.S. Cellular Field, Chicago, IL Tue Sep 11 2007, 8:11 PM EDT Att: 31,939 - Clear - 67 F							
13 Asdrúbal Cabrera, S OBP: 0.366, SLG: 0.450										4	1	1	1	1	0	1								
48 Travis Hafner, L OBP: 0.362, SLG: 0.438										3	0	2	3	2	0	0								
25 Ryan Garko, R OBP: 0.362, SLG: 0.480										4	1	2	2	1	1	3								
2 Jhonny Peralta, R OBP: 0.332, SLG: 0.422										3	0	0	1	2	1	2								
Franklin Gutierrez, R OBP: 0.332, SLG: 0.493										4	0	2	0	1	1	5								
Jason Michaels, R OBP: 0.317, SLG: 0.403										4	1	1	0	1	1	6								
Casey Blake, R OBP: 0.336, SLG: 0.425										5	1	1	0	0	1	3								
10 Kelly Shoppach, R OBP: 0.323, SLG: 0.479										4	1	0	1	0	2	1								
Inning Stats	R: 0 E: 0 K: 1 S: 11	H: 0 LOB: 0 BB: 0 P: 17	R: 1 E: 0 K: 1 S: 18	H: 2 LOB: 1 BB: 1 P: 29	R: 2 E: 0 K: 1 S: 15	H: 1 LOB: 3 BB: 3 P: 31	R: 0 E: 0 K: 1 S: 9	H: 0 LOB: 1 BB: 1 P: 17	R: 0 E: 0 K: 2 S: 10	H: 1 LOB: 2 BB: 1 P: 19	R: 3 E: 0 K: 1 S: 18	H: 3 LOB: 3 BB: 3 P: 37	R: 2 E: 0 K: 0 S: 17	H: 3 LOB: 2 BB: 1 P: 31	R: 0 E: 0 K: 1 S: 12	H: 1 LOB: 1 BB: 0 P: 18		R: 0 E: 0 K: 0 S: 6	H: 0 LOB: 0 BB: 0 P: 10	1B: 7 2B: 3 3B: 0 HR: 1	SF: 0 SAC: 1 DP: 1 HBP: 1	WP: 1 PB: 0 CS: 2	PA: 47	
PITCHER	IP WLS BF H R ER SO BB IBB HBP BLK WP HR S P ERA WHIP	IP WLS BF H R ER SO BB IBB HBP BLK WP HR S P ERA WHIP	IP WLS BF H R ER SO BB IBB HBP BLK WP HR S P ERA WHIP	IP WLS BF H R ER SO BB IBB HBP BLK WP HR S P ERA WHIP	IP WLS BF H R ER SO BB IBB HBP BLK WP HR S P ERA WHIP	IP WLS BF H R ER SO BB IBB HBP BLK WP HR S P ERA WHIP	IP WLS BF H R ER SO BB IBB HBP BLK WP HR S P ERA WHIP	IP WLS BF H R ER SO BB IBB HBP BLK WP HR S P ERA WHIP	IP WLS BF H R ER SO BB IBB HBP BLK WP HR S P ERA WHIP	IP WLS BF H R ER SO BB IBB HBP BLK WP HR S P ERA WHIP	IP WLS BF H R ER SO BB IBB HBP BLK WP HR S P ERA WHIP	IP WLS BF H R ER SO BB IBB HBP BLK WP HR S P ERA WHIP	IP WLS BF H R ER SO BB IBB HBP BLK WP HR S P ERA WHIP	IP WLS BF H R ER SO BB IBB HBP BLK WP HR S P ERA WHIP	IP WLS BF H R ER SO BB IBB HBP BLK WP HR S P ERA WHIP	IP WLS BF H R ER SO BB IBB HBP BLK WP HR S P ERA WHIP	IP WLS BF H R ER SO BB IBB HBP BLK WP HR S P ERA WHIP	IP WLS BF H R ER SO BB IBB HBP BLK WP HR S P ERA WHIP	IP WLS BF H R ER SO BB IBB HBP BLK WP HR S P ERA WHIP	IP WLS BF H R ER SO BB IBB HBP BLK WP HR S P ERA WHIP	IP WLS BF H R ER SO BB IBB HBP BLK WP HR S P ERA WHIP	IP WLS BF H R ER SO BB IBB HBP BLK WP HR S P ERA WHIP	IP WLS BF H R ER SO BB IBB HBP BLK WP HR S P ERA WHIP	
7 Jerry Owens, L OBP: 0.307, SLG: 0.293										3	0	0	0	0	0	0	Cleveland Indians @ Chicago White Sox U.S. Cellular Field, Chicago, IL Tue Sep 11 2007, 8:11 PM EDT Att: 31,939 - Clear - 67 F							
Luis Terrero, R OBP: 0.362, SLG: 0.385										0	0	0	0	1	0	0								
Scott Podsednik, L OBP: 0.324, SLG: 0.378										3	0	1	0	1	0	0								
25 Jim Thome, L OBP: 0.406, SLG: 0.516										4	0	0	0	0	1	3								
14 Paul Konerko, R OBP: 0.352, SLG: 0.487										4	1	1	0	0	0	2								
23 Jermaine Dye, R OBP: 0.315, SLG: 0.487										4	0	0	0	0	0	1								
5 Juan Uribe, R OBP: 0.280, SLG: 0.386										3	2	2	3	1	0	0								
1 Danny Richar, L OBP: 0.279, SLG: 0.367										4	0	2	0	0	0	0								
26 Andy González, R OBP: 0.299, SLG: 0.270										3	0	0	0	0	1	3								
55 Donny Lucy, R OBP: 0.200, SLG: 0.200										3	0	0	0	0	1	2								
Inning Stats	R: 0 E: 0 K: 0 S: 10	H: 1 LOB: 1 BB: 0 P: 16	R: 1 E: 0 K: 0 S: 9	H: 2 LOB: 0 BB: 0 P: 13	R: 0 E: 0 K: 0 S: 8	H: 0 LOB: 0 BB: 0 P: 9	R: 2 E: 0 K: 0 S: 12	H: 2 LOB: 0 BB: 0 P: 16	R: 0 E: 0 K: 0 S: 9	H: 0 LOB: 0 BB: 0 P: 13	R: 0 E: 0 K: 1 S: 8	H: 0 LOB: 0 BB: 0 P: 14	R: 0 E: 0 K: 2 S: 13	H: 1 LOB: 2 BB: 1 P: 21	R: 0 E: 0 K: 0 S: 7	H: 0 LOB: 1 BB: 2 P: 18	R: 0 E: 0 K: 0 S: 7	H: 0 LOB: 0 BB: 0 P: 12	1B: 3 2B: 1 3B: 0 HR: 2	SF: 0 SAC: 0 DP: 1 HBP: 0	WP: 0 PB: 1 CS: 1	PA: 34		
PITCHER	IP WLS BF H R ER SO BB IBB HBP BLK WP HR S P ERA WHIP	IP WLS BF H R ER SO BB IBB HBP BLK WP HR S P ERA WHIP	IP WLS BF H R ER SO BB IBB HBP BLK WP HR S P ERA WHIP	IP WLS BF H R ER SO BB IBB HBP BLK WP HR S P ERA WHIP	IP WLS BF H R ER SO BB IBB HBP BLK WP HR S P ERA WHIP	IP WLS BF H R ER SO BB IBB HBP BLK WP HR S P ERA WHIP	IP WLS BF H R ER SO BB IBB HBP BLK WP HR S P ERA WHIP	IP WLS BF H R ER SO BB IBB HBP BLK WP HR S P ERA WHIP	IP WLS BF H R ER SO BB IBB HBP BLK WP HR S P ERA WHIP	IP WLS BF H R ER SO BB IBB HBP BLK WP HR S P ERA WHIP	IP WLS BF H R ER SO BB IBB HBP BLK WP HR S P ERA WHIP	IP WLS BF H R ER SO BB IBB HBP BLK WP HR S P ERA WHIP	IP WLS BF H R ER SO BB IBB HBP BLK WP HR S P ERA WHIP	IP WLS BF H R ER SO BB IBB HBP BLK WP HR S P ERA WHIP	IP WLS BF H R ER SO BB IBB HBP BLK WP HR S P ERA WHIP	IP WLS BF H R ER SO BB IBB HBP BLK WP HR S P ERA WHIP	IP WLS BF H R ER SO BB IBB HBP BLK WP HR S P ERA WHIP	IP WLS BF H R ER SO BB IBB HBP BLK WP HR S P ERA WHIP	IP WLS BF H R ER SO BB IBB HBP BLK WP HR S P ERA WHIP	IP WLS BF H R ER SO BB IBB HBP BLK WP HR S P ERA WHIP	IP WLS BF H R ER SO BB IBB HBP BLK WP HR S P ERA WHIP	IP WLS BF H R ER SO BB IBB HBP BLK WP HR S P ERA WHIP	IP WLS BF H R ER SO BB IBB HBP BLK WP HR S P ERA WHIP	
Paul Byrd, R ERA: 4.34	0.2	2	0	0	0	2	1	0	0	0	0	0	0	0	0	0	0.00	0.000						
50 Jensen Lewis, R ERA: 2.91	0.0	2	0	0	0	0	2	0	0	0	0	0	0	0	0	0	0.00	0.000						
Aaron Fultz, L ERA: 3.09	0.0	2	0	0	0	0	2	0	0	0	0	0	0	0	0	0	0.00	0.000						
53 Rafael Perez, L ERA: 1.44	2.0	5	0	0	0	0	0	0	0	0	0	0	0	0	0	0	0.00	0.000						

Batter	1	2	3	4	5	6	7	8	9	AB	R	H	RBI	BB	SO	LOB	TOP	
24 Grady Sizemore, L OBP: 0.387, SLG: 0.466										3	1	1	1	1	2	0		
13 Asdrúbal Cabrera, S OBP: 0.361, SLG: 0.477										5	0	1	0	0	1	2		
25 Ryan Garko, R OBP: 0.363, SLG: 0.481										4	0	2	0	0	1	2		
41 Victor Martinez, S OBP: 0.377, SLG: 0.503										3	0	1	1	1	0	1		
Franklin Gutierrez, R OBP: 0.331, SLG: 0.493										4	1	1	0	0	2	4		
Kenny Lofton, L OBP: 0.372, SLG: 0.415										4	0	0	0	0	1	3		
Casey Blake, R OBP: 0.337, SLG: 0.427										4	1	2	1	0	1	0		
Trot Nixon, L OBP: 0.344, SLG: 0.342										2	0	0	0	0	2	2		
Jason Michaels, R OBP: 0.316, SLG: 0.404										2	1	1	0	0	1	1		
29 Josh Barfield, R OBP: 0.273, SLG: 0.326										3	0	1	1	0	1	1		
Chris Gomez, R OBP: 0.338, SLG: 0.392										1	0	0	0	0	1	1		
Inning Stats	R: 0 E: 0 K: 0 S: 13	H: 1 LOB: 2 BB: 1 P: 24	R: 1 E: 1 K: 1 S: 14	H: 2 LOB: 0 BB: 0 P: 24	R: 0 E: 0 K: 2 S: 11	H: 0 LOB: 0 BB: 0 P: 16	R: 0 E: 0 K: 2 S: 10	H: 0 LOB: 0 BB: 0 P: 13	R: 0 E: 0 K: 1 S: 10	H: 1 LOB: 1 BB: 0 P: 12	R: 1 E: 0 K: 1 S: 14	H: 2 LOB: 2 BB: 1 P: 29	R: 1 E: 0 K: 2 S: 19	H: 2 LOB: 1 BB: 1 P: 15	1B: 8 2B: 4 3B: 0 HR: 0	SF: 0 SAC: 0 DP: 2 HBP: 1	WP: 2 PB: 0 CS: 3	PA: 39
PITCHER	IP WLS BF H R ER SO BB IBB HBP BLK WP HR S P ERA WHIP	IP WLS BF H R ER SO BB IBB HBP BLK WP HR S P ERA WHIP	IP WLS BF H R ER SO BB IBB HBP BLK WP HR S P ERA WHIP	IP WLS BF H R ER SO BB IBB HBP BLK WP HR S P ERA WHIP	IP WLS BF H R ER SO BB IBB HBP BLK WP HR S P ERA WHIP	IP WLS BF H R ER SO BB IBB HBP BLK WP HR S P ERA WHIP	IP WLS BF H R ER SO BB IBB HBP BLK WP HR S P ERA WHIP	IP WLS BF H R ER SO BB IBB HBP BLK WP HR S P ERA WHIP	IP WLS BF H R ER SO BB IBB HBP BLK WP HR S P ERA WHIP	IP WLS BF H R ER SO BB IBB HBP BLK WP HR S P ERA WHIP	IP WLS BF H R ER SO BB IBB HBP BLK WP HR S P ERA WHIP	IP WLS BF H R ER SO BB IBB HBP BLK WP HR S P ERA WHIP	IP WLS BF H R ER SO BB IBB HBP BLK WP HR S P ERA WHIP	IP WLS BF H R ER SO BB IBB HBP BLK WP HR S P ERA WHIP	IP WLS BF H R ER SO BB IBB HBP BLK WP HR S P ERA WHIP	IP WLS BF H R ER SO BB IBB HBP BLK WP HR S P ERA WHIP	IP WLS BF H R ER SO BB IBB HBP BLK WP HR S P ERA WHIP	

Cleveland Indians @ Chicago White Sox
U.S. Cellular Field, Chicago, IL
Wed Sep 12 2007, 2:05 PM EDT
Att: 23,537 - Sunny - 63 F

AB 35
R 4
H 10
RBI 4
BB 2
SO 13
LOB 17



Batter	1	2	3	4	5	6	7	8	9	AB	R	H	RBI	BB	SO	LOB	BOTTOM			
Scott Podsednik, L OBP: 0.321, SLG: 0.373										5	1	1	0	0	3	1				
22 Josh Fields, R OBP: 0.284, SLG: 0.437										3	1	0	0	1	1	2				
7 Jerry Owens, L OBP: 0.307, SLG: 0.293										0	0	0	0	0	0	0				
25 Jim Thome, L OBP: 0.409, SLG: 0.526										4	2	3	3	0	0	1				
14 Paul Konerko, R OBP: 0.355, SLG: 0.495										4	1	3	3	0	0	1				
12 A.J. Pierzynski, L OBP: 0.317, SLG: 0.414										4	0	1	0	0	0	3				
5 Juan Uribe, R OBP: 0.282, SLG: 0.394										4	1	2	1	0	0	3				
Darin Erstad, L OBP: 0.314, SLG: 0.337										4	0	0	0	0	1	3				
26 Andy González, R OBP: 0.293, SLG: 0.263										4	0	0	0	0	1	0				
1 Danny Richar, L OBP: 0.285, SLG: 0.366										3	1	1	0	1	1	0				
Inning Stats	R: 0 E: 0 K: 1 S: 7	H: 0 LOB: 1 BB: 1 P: 14	R: 1 E: 0 K: 1 S: 14	H: 1 LOB: 0 BB: 0 P: 19	R: 0 E: 0 K: 3 S: 10	H: 0 LOB: 0 BB: 0 P: 15	R: 1 E: 0 K: 0 S: 9	H: 2 LOB: 1 BB: 0 P: 14	R: 3 E: 1 K: 0 S: 19	H: 4 LOB: 2 BB: 0 P: 30	R: 0 E: 0 K: 0 S: 7	H: 0 LOB: 0 BB: 0 P: 10	R: 2 E: 0 K: 2 S: 19	H: 4 LOB: 2 BB: 0 P: 26	R: 0 E: 0 K: 0 S: 4	H: 0 LOB: 0 BB: 1 P: 9	1B: 8 2B: 0 3B: 0 HR: 3	SF: 0 SAC: 0 DP: 1 HBP: 0	WP: 0 PB: 0 CS: 0	PA: 37
PITCHER	IP WLS BF H R ER SO BB IBB HBP BLK WP HR S P ERA WHIP	IP WLS BF H R ER SO BB IBB HBP BLK WP HR S P ERA WHIP	IP WLS BF H R ER SO BB IBB HBP BLK WP HR S P ERA WHIP	IP WLS BF H R ER SO BB IBB HBP BLK WP HR S P ERA WHIP	IP WLS BF H R ER SO BB IBB HBP BLK WP HR S P ERA WHIP	IP WLS BF H R ER SO BB IBB HBP BLK WP HR S P ERA WHIP	IP WLS BF H R ER SO BB IBB HBP BLK WP HR S P ERA WHIP	IP WLS BF H R ER SO BB IBB HBP BLK WP HR S P ERA WHIP	IP WLS BF H R ER SO BB IBB HBP BLK WP HR S P ERA WHIP	IP WLS BF H R ER SO BB IBB HBP BLK WP HR S P ERA WHIP	IP WLS BF H R ER SO BB IBB HBP BLK WP HR S P ERA WHIP	IP WLS BF H R ER SO BB IBB HBP BLK WP HR S P ERA WHIP	IP WLS BF H R ER SO BB IBB HBP BLK WP HR S P ERA WHIP	IP WLS BF H R ER SO BB IBB HBP BLK WP HR S P ERA WHIP	IP WLS BF H R ER SO BB IBB HBP BLK WP HR S P ERA WHIP	IP WLS BF H R ER SO BB IBB HBP BLK WP HR S P ERA WHIP	IP WLS BF H R ER SO BB IBB HBP BLK WP HR S P ERA WHIP			

Cleveland Indians @ Chicago White Sox
U.S. Cellular Field, Chicago, IL
Wed Sep 12 2007, 2:05 PM EDT
Att: 23,537 - Sunny - 63 F

AB 35
R 7
H 11
RBI 7
BB 2
SO 7
LOB 14



Batter	1	2	3	4	5	6	7	8	9	AB	R	H	RBI	BB	SO	LOB	TOP				
Esteban German, R OBP: 0.359, SLG: 0.373 4 Alex Gordon, L OBP: 0.324, SLG: 0.427	G4-3		K		K		K		F7	4	0	1	0	0	2	3	Kansas City Royals @ Cleveland Indians Jacobs Field, Cleveland, OH Fri Sep 14 2007, 7:05 PM EDT Att: 35,230 - Overcast - 65 F				
9 David DeJesus, L OBP: 0.357, SLG: 0.382	K		K		K		K			4	1	1	1	0	3	2					
15 Mark Grudzielanek, R OBP: 0.346, SLG: 0.424				G1-3					G1-3	3	1	1	2	1	0	0					
Mike Sweeney, R OBP: 0.321, SLG: 0.423 32 Shane Costa, L OBP: 0.290, SLG: 0.316		BB								3	0	1	1	0	1	1					
16 Billy Butler, R OBP: 0.353, SLG: 0.448 Ross Gload, L OBP: 0.316, SLG: 0.451	G4-3									3	0	1	0	0	0	1					
24 Mark Teahen, L OBP: 0.381, SLG: 0.413			K							3	0	0	0	1	3	1					
Emil Brown, R OBP: 0.296, SLG: 0.346 2 Joey Gathright, L OBP: 0.381, SLG: 0.354			K							3	1	1	0	0	2	0					
14 John Buck, R OBP: 0.322, SLG: 0.459 Jason Smith, L OBP: 0.240, SLG: 0.350 Jason LaRue, R OBP: 0.239, SLG: 0.272										2	0	0	0	1	2	1					
1 Tony Pena Jr., R OBP: 0.278, SLG: 0.338										2	0	0	0	0	0	0					
Inning Stats	R: 0 H: 0 E: 0 K: 1 S: 9	H: 0 LOB: 1 BB: 1 P: 15	R: 0 H: 0 E: 0 K: 2 S: 9	H: 0 LOB: 0 BB: 0 P: 13	R: 0 H: 0 E: 0 K: 2 S: 9	H: 0 LOB: 1 BB: 1 P: 16	R: 0 H: 1 E: 0 K: 2 S: 12	H: 1 LOB: 1 BB: 0 P: 18	R: 4 H: 5 E: 0 K: 2 S: 17	H: 5 LOB: 1 BB: 0 P: 26	R: 0 H: 0 E: 0 K: 3 S: 9	H: 0 LOB: 0 BB: 0 P: 16	R: 0 H: 1 E: 0 K: 1 S: 6	H: 1 LOB: 0 BB: 0 P: 11	R: 0 H: 1 E: 0 K: 0 S: 6	H: 1 LOB: 0 BB: 0 P: 11		R: 0 H: 1 E: 0 K: 0 S: 11	H: 1 LOB: 2 BB: 1 P: 18	1B: 8 2B: 2 3B: 0 HR: 0	SF: 0 SAC: 1 DP: 1 HBP: 0
PITCHER	IP	WLS	BF	H	R	ER	SO	BB	IBB	HBP	BLK	WP	HR	S	P	ERA	WHIP				
CC Sabathia, L ERA: 3.21	7.0		29	7	4	4	13	2	0	0	0	0	0	71	115	5.14	1.286				
63 Rafael Betancourt, R ERA: 1.54	1.0		3	1	0	0	0	0	0	0	0	0	0	6	11	0.00	1.000				
47 Joe Borowski, R ERA: 5.31	1.0	W	5	1	0	0	0	1	0	0	0	0	0	11	18	0.00	2.000				

Batter	1	2	3	4	5	6	7	8	9	AB	R	H	RBI	BB	SO	LOB	BOTTOM				
24 Grady Sizemore, L OBP: 0.389, SLG: 0.465			G3							1	1	0	0	3	0	0	Kansas City Royals @ Cleveland Indians Jacobs Field, Cleveland, OH Fri Sep 14 2007, 7:05 PM EDT Att: 35,230 - Overcast - 65 F				
13 Adrián Cabrera, S OBP: 0.356, SLG: 0.464	L7		G4-3		G3-1					3	0	0	0	1	0	2					
48 Travis Hafner, L OBP: 0.379, SLG: 0.436			G5-3							4	0	1	1	0	2	2					
41 Victor Martinez, S OBP: 0.378, SLG: 0.508	F7									3	1	1	1	1	0	1					
25 Ryan Garko, R OBP: 0.362, SLG: 0.478				P4						4	0	1	0	0	0	1					
2 Jhonny Peralta, R OBP: 0.333, SLG: 0.418				F7						4	0	0	0	0	0	3					
Kenny Lofton, L OBP: 0.371, SLG: 0.413					F9					4	1	1	0	0	0	2					
Franklin Gutierrez, R OBP: 0.329, SLG: 0.502			K							4	1	1	2	0	2	1					
Casey Blake, R OBP: 0.336, SLG: 0.431										4	1	1	1	0	0	0					
Inning Stats	R: 1 H: 2 E: 0 K: 0 S: 18	H: 2 LOB: 2 BB: 1 P: 29	R: 0 H: 0 E: 0 K: 1 S: 9	H: 0 LOB: 0 BB: 0 P: 12	R: 0 H: 0 E: 0 K: 0 S: 7	H: 0 LOB: 1 BB: 1 P: 12	R: 0 H: 0 E: 0 K: 0 S: 10	H: 0 LOB: 1 BB: 1 P: 16	R: 0 H: 0 E: 0 K: 1 S: 11	H: 0 LOB: 0 BB: 0 P: 19	R: 2 H: 2 E: 0 K: 1 S: 19	H: 2 LOB: 2 BB: 2 P: 36	R: 1 H: 1 E: 0 K: 1 S: 10	H: 1 LOB: 0 BB: 0 P: 14	R: 1 H: 1 E: 0 K: 0 S: 1	H: 1 LOB: 0 BB: 0 P: 1		1B: 3 2B: 0 3B: 0 HR: 3	SF: 0 SAC: 0 DP: 0 HBP: 0	WP: 0 PA: 36 PB: 0 SB: 1 CS: 0	
PITCHER	IP	WLS	BF	H	R	ER	SO	BB	IBB	HBP	BLK	WP	HR	S	P	ERA	WHIP				
19 Brian Bannister, R ERA: 3.39	6.0		23	2	1	1	2	3	0	0	0	0	0	67	107	1.50	0.833				
57 Joel Peralta, R ERA: 3.95	0.2	H	4	2	2	2	0	0	0	0	0	0	1	12	19	27.00	3.000				
49 John Bale, L ERA: 4.15	0.1	H	3	0	0	0	1	2	0	0	0	0	0	7	17	0.00	6.000				
David Riske, R ERA: 2.42	1.0	L	6	2	2	2	1	0	0	0	0	0	2	11	15	18.00	2.000				

AB 33
R 4
H 9
RBI 4
BB 3
SO 13
LOB 14


AB 31
R 5
H 6
RBI 5
BB 5
SO 4
LOB 12



Batter	1	2	3	4	5	6	7	8	9	AB	R	H	RBI	BB	SO	LOB	TOP				
9 David DeJesus, L (1, 8) Justin Huber, R (9, FH)	G4-3		1B			F8			K	3	0	1	0	0	0	0					
15 Mark Grudzielanek, R (1, 4) OBP: 0.343, SLG: 0.420	G5-3		G4-3			K			K	4	0	0	0	0	2	2					
24 Mark Teahen, L (1, 9) OBP: 0.359, SLG: 0.411	K				F7				F7	3	0	0	0	0	1	0					
16 Billy Butler, R (1, 10) OBP: 0.353, SLG: 0.447			G4-6-3 1B			G6-3			K	3	0	1	0	0	1	0					
Ross Gload, L (1, 3) OBP: 0.313, SLG: 0.446			G4-6-3 1-2			F7			K	3	0	0	0	0	1	1					
4 Alex Gordon, L (1, 5) OBP: 0.322, SLG: 0.424	K					F7			K	3	0	0	0	0	2	0					
32 Shane Costa, L (1, 7) OBP: 0.252, SLG: 0.306						P4			F8	3	0	0	0	0	0	0					
Jason Smith, L (1, 6) OBP: 0.242, SLG: 0.358						9 1B			P6	3	0	1	0	0	1	0					
Jason LaRue, R (1, 2) OBP: 0.235, SLG: 0.267						K			K	3	0	0	0	0	3	1					
Inning Stats	R: 0 E: 0 K: 1 S: 8	H: 0 LOB: 0 BB: 0 P: 12	R: 0 E: 0 K: 1 S: 9	H: 1 LOB: 0 BB: 0 P: 13	R: 0 E: 0 K: 1 S: 12	H: 2 LOB: 2 BB: 0 P: 14	R: 0 E: 0 K: 0 S: 8	H: 0 LOB: 0 BB: 0 P: 12	R: 0 E: 0 K: 1 S: 9	H: 0 LOB: 0 BB: 0 P: 14	R: 0 E: 0 K: 2 S: 9	H: 0 LOB: 0 BB: 0 P: 12	R: 0 E: 0 K: 1 S: 7	H: 0 LOB: 0 BB: 0 P: 11	R: 0 E: 0 K: 3 S: 10	H: 0 LOB: 0 BB: 0 P: 12	1B: 2 2B: 1 3B: 0 HR: 0	SF: 0 SAC: 0 DP: 1 HBP: 0	WP: 0 PB: 0 SB: 0 CS: 0	PA: 29	
PITCHER	IP	WLS	BF	H	R	ER	SO	BB	IBB	HBP	BLK	WP	HR	S	P	ERA	WHIP				
55 Roberto Hernandez, R (1, 1) ERA: 3.07	8.0	W	26	3	0	0	9	0	0	0	0	0	0	73	103	0.00	0.375				
53 Rafael Perez, L (9, 1) ERA: 1.41	1.0		3	0	0	0	3	0	0	0	0	0	0	10	12	0.00	0.000				

Kansas City Royals @ Cleveland Indians
Jacobs Field, Cleveland, OH
Sat Sep 15 2007, 7:05 PM EDT
Att: 32,111 - Clear - 57 F


AB 29
R 0
H 3
RBI 0
BB 0
SO 12
LOB 4



Batter	1	2	3	4	5	6	7	8	9	AB	R	H	RBI	BB	SO	LOB	BOTTOM				
24 Grady Sizemore, L (1, 8) OBP: 0.387, SLG: 0.462	E3 13 2B	P5				F8				4	1	0	0	1	0	1					
13 Asdrubal Cabrera, S (1, 4) OBP: 0.359, SLG: 0.465	41 G4-3 2B				F7	41 WP BB			BB	4	0	1	1	1	2	2					
48 Travis Hafner, L (1, 10) OBP: 0.377, SLG: 0.440	F7				F8				P5	5	1	1	1	0	0	4					
41 Victor Martinez, S (1, 2) OBP: 0.379, SLG: 0.509	G4-3				G3					3	1	1	0	1	0	1					
25 Ryan Garko, R (1, 3) OBP: 0.365, SLG: 0.479																					
29 Josh Barfield, R (8, PR) OBP: 0.273, SLG: 0.326																					
Chris Gomez, R (9, 3) OBP: 0.338, SLG: 0.392																					
2 Jhonny Peralta, R (1, 6) OBP: 0.334, SLG: 0.421	FC5-4 BB																				
2 Jhonny Peralta, R (1, 6) OBP: 0.334, SLG: 0.421	FC5-4 1-2																				
Kenny Lofton, L (1, 7) OBP: 0.370, SLG: 0.410																					
Franklin Gutierrez, R (1, 9) OBP: 0.324, SLG: 0.496																					
Casey Blake, R (1, 5) OBP: 0.337, SLG: 0.431																					
Inning Stats	R: 1 E: 1 K: 0 S: 13	H: 1 LOB: 2 BB: 1 P: 23	R: 0 E: 0 K: 0 S: 12	H: 0 LOB: 1 BB: 1 P: 20	R: 1 E: 0 K: 0 S: 11	H: 2 LOB: 1 BB: 1 P: 19	R: 0 E: 0 K: 1 S: 6	H: 0 LOB: 0 BB: 0 P: 9	R: 0 E: 0 K: 1 S: 8	H: 0 LOB: 2 BB: 2 P: 20	R: 0 E: 0 K: 3 S: 15	H: 1 LOB: 1 BB: 0 P: 23	R: 0 E: 0 K: 1 S: 12	H: 0 LOB: 0 BB: 0 P: 19	R: 4 E: 2 K: 1 S: 15	H: 3 LOB: 2 BB: 2 P: 33	1B: 3 2B: 3 3B: 0 HR: 1	SF: 1 SAC: 0 DP: 0 HBP: 0	WP: 3 PB: 0 SB: 1 CS: 0	PA: 39	
PITCHER	IP	WLS	BF	H	R	ER	SO	BB	IBB	HBP	BLK	WP	HR	S	P	ERA	WHIP				
23 Zack Greinke, R (1, 1) ERA: 3.88	5.1	L	25	4	2	1	3	4	1	0	0	0	0	58	103	1.69	1.500				
46 Juan Carlos Oviedo, R (6, 1) ERA: 4.54	0.2		2	0	0	0	2	0	0	0	0	1	0	7	11	0.00	0.000				
41 Jimmy Gobble, L (7, 1) ERA: 3.12	1.0		3	0	0	0	1	0	0	0	0	0	0	12	19	0.00	0.000				
47 Ryan Braun, R (8, 1) ERA: 7.39	1.0		9	3	4	2	1	2	0	0	0	0	0	15	33	18.00	5.000				

Kansas City Royals @ Cleveland Indians
Jacobs Field, Cleveland, OH
Sat Sep 15 2007, 7:05 PM EDT
Att: 32,111 - Clear - 57 F

AB 31
R 6
H 7
RBI 5
BB 7
SO 7
LOB 16




Batter	1	2	3	4	5	6	7	8	9	AB	R	H	RBI	BB	SO	LOB	TOP					
9 David DeJesus, L (1, 8) OBP: 0.356, SLG: 0.379	1-2 K		1-1 F9		0-0 F7		4-2 24 1B BB		2-0 G6-3	4	0	0	0	1	1	0	Kansas City Royals @ Cleveland Indians Jacobs Field, Cleveland, OH Sun Sep 16 2007, 1:05 PM EDT Att: 30,112 - Cloudy - 62 F					
Esteban German, R (1, 4) OBP: 0.359, SLG: 0.373 15 Mark Grudzielanek, R (9, 4) OBP: 0.343, SLG: 0.420	2-3 K		0-2 24 CS 1B			2-1 4 WP 1B	0-3 K		3-3 K	5	1	2	0	0	3	2						
24 Mark Teahen, L (1, 9) OBP: 0.358, SLG: 0.410	2-3 K		2-0 F8			1-0 L6	0-0 1B			4	0	1	1	0	1	2						
16 Billy Butler, R (1, 3) OBP: 0.354, SLG: 0.446 Ross Gload, L (7, 3) OBP: 0.313, SLG: 0.446		0-0 4 2B 1B		1-0 G6-3		1-0 SAFE F9	4-2 BB			3	1	1	0	1	0	1						
4 Alex Gordon, L (1, 5) OBP: 0.323, SLG: 0.425		0-0 1B 14 SF7 2B		0-1 F8		4-2 1B BB	2-2 G3-1			3	1	1	0	1	0	3						
Emil Brown, R (1, 7) OBP: 0.301, SLG: 0.351		0-1 G6-3 1B		1-0 1B		0-0 1B	1-2 P3			4	0	3	2	0	0	0						
14 John Buck, R (1, 2) OBP: 0.319, SLG: 0.454		2-3 3-H 2-0 SF7		0-0 G4-3		2-3 3-H 0-0 F8	0-3 K			3	0	0	1	0	1	3						
Justin Huber, R (1, 10)		0-0 G6-3		3-2 G4-3		2-0 F8	2-3 K			3	0	0	0	0	0	1						
32 Shane Costa, L (8, PH) OBP: 0.250, SLG: 0.303 (8, 10)		2-3 G6-3		1-0 G6-3		2-2 9 BB 24 1B 1B	1-3 K			4	1	1	0	0	1	1						
1 Tony Pena Jr., R (1, 6) OBP: 0.278, SLG: 0.337		0-0 G6-3																				
Inning Stats	R: 0 E: 0 K: 3 S: 9	H: 0 LOB: 0 BB: 0 P: 14	R: 2 E: 0 K: 0 S: 7	H: 3 LOB: 1 BB: 0 P: 9	R: 0 E: 0 K: 0 S: 6	H: 1 LOB: 1 BB: 0 P: 9	R: 0 E: 0 K: 0 S: 5	H: 1 LOB: 1 BB: 0 P: 7	R: 0 E: 0 K: 0 S: 7	H: 0 LOB: 0 BB: 0 P: 11	R: 1 E: 0 K: 0 S: 9	H: 2 LOB: 2 BB: 1 P: 17	R: 1 E: 0 K: 1 S: 21	H: 2 LOB: 3 BB: 2 P: 35	R: 0 E: 0 K: 2 S: 11	H: 0 LOB: 0 BB: 0 P: 14	R: 0 E: 0 K: 2 S: 8	H: 0 LOB: 0 BB: 0 P: 14	1B: 8 2B: 1 3B: 0 HR: 0	SF: 1 SAC: 0 DP: 0 HBP: 0	WP: 1 PB: 0 CS: 1 PA: 38	
PITCHER	IP WLS BF H R ER SO BB IBB HBP BLK WP HR S P ERA WHIP	IP WLS BF H R ER SO BB IBB HBP BLK WP HR S P ERA WHIP	IP WLS BF H R ER SO BB IBB HBP BLK WP HR S P ERA WHIP	IP WLS BF H R ER SO BB IBB HBP BLK WP HR S P ERA WHIP	IP WLS BF H R ER SO BB IBB HBP BLK WP HR S P ERA WHIP	IP WLS BF H R ER SO BB IBB HBP BLK WP HR S P ERA WHIP	IP WLS BF H R ER SO BB IBB HBP BLK WP HR S P ERA WHIP	IP WLS BF H R ER SO BB IBB HBP BLK WP HR S P ERA WHIP	IP WLS BF H R ER SO BB IBB HBP BLK WP HR S P ERA WHIP	IP WLS BF H R ER SO BB IBB HBP BLK WP HR S P ERA WHIP	IP WLS BF H R ER SO BB IBB HBP BLK WP HR S P ERA WHIP	IP WLS BF H R ER SO BB IBB HBP BLK WP HR S P ERA WHIP	IP WLS BF H R ER SO BB IBB HBP BLK WP HR S P ERA WHIP	IP WLS BF H R ER SO BB IBB HBP BLK WP HR S P ERA WHIP	IP WLS BF H R ER SO BB IBB HBP BLK WP HR S P ERA WHIP	IP WLS BF H R ER SO BB IBB HBP BLK WP HR S P ERA WHIP	IP WLS BF H R ER SO BB IBB HBP BLK WP HR S P ERA WHIP	IP WLS BF H R ER SO BB IBB HBP BLK WP HR S P ERA WHIP	IP WLS BF H R ER SO BB IBB HBP BLK WP HR S P ERA WHIP	IP WLS BF H R ER SO BB IBB HBP BLK WP HR S P ERA WHIP	IP WLS BF H R ER SO BB IBB HBP BLK WP HR S P ERA WHIP	IP WLS BF H R ER SO BB IBB HBP BLK WP HR S P ERA WHIP

AB	34
R	4
H	9
RBI	4
BB	3
SO	8
LOB	13



Batter	1	2	3	4	5	6	7	8	9	AB	R	H	RBI	BB	SO	LOB	BOTTOM					
24 Grady Sizemore, L (1, 8) OBP: 0.386, SLG: 0.461	1-0 F7		2-2 1B		2-1 G3		2-0 F7			4	0	1	0	0	0	2	Kansas City Royals @ Cleveland Indians Jacobs Field, Cleveland, OH Sun Sep 16 2007, 1:05 PM EDT Att: 30,112 - Cloudy - 62 F					
13 Asdrubal Cabrera, S (1, 4) OBP: 0.346, SLG: 0.449	2-2 F7		2-3 K			3-3 K	2-3 K			4	0	0	0	0	3	3						
48 Travis Hafner, L (1, 10) OBP: 0.377, SLG: 0.437	4-2 BB		1-0 G5-3			2-1 F9	1-3 K			3	0	0	0	1	1	2						
41 Victor Martinez, S (1, 2) OBP: 0.378, SLG: 0.512	1-1 F8			0-2 G6-3		3-2 HR	2-2 F7			4	1	1	1	0	0	1						
25 Ryan Garko, R (1, 3) OBP: 0.364, SLG: 0.477		2-2 G6-3 1B		1-2 G4-3		3-2 F9	2-1 P4			4	0	1	0	0	0	0						
2 Jhonny Peralta, R (1, 6) OBP: 0.336, SLG: 0.420 29 Josh Barfield, R (8, FR) OBP: 0.273, SLG: 0.326	1-1 F7			0-0 G5-3			4-2 WP 1B BB		3-2 SH1-4 1B	3	1	1	0	1	0	1						
Kenny Lofton, L (1, 7) OBP: 0.370, SLG: 0.411 Jason Michaels, R (7, PH) OBP: 0.321, SLG: 0.407 (8, 7)	2-1 G6-3				0-0 FC5-4 1B		1-1 SAFE 1B G6-3 1B		0-0 SH1-4	2	0	1	0	0	0	1						
Franklin Gutierrez, R (1, 9) OBP: 0.323, SLG: 0.491			1-3 K		0-1 FC5-4 FC5-4		1-2 SAFE 1B G6-3 1B		1-1 FC6-5-6-5	4	0	1	1	0	1	3						
Casey Blake, R (1, 5) OBP: 0.337, SLG: 0.430			1-2 24 1B 1B		3-1 FC5-4		1-0 G6-3		1-3 K	4	0	1	1	0	1	3						
Inning Stats	R: 0 E: 0 K: 0 S: 11	H: 0 LOB: 1 BB: 1 P: 19	R: 0 E: 0 K: 0 S: 8	H: 1 LOB: 0 BB: 0 P: 13	R: 0 E: 0 K: 2 S: 16	H: 2 LOB: 2 BB: 0 P: 23	R: 0 E: 0 K: 0 S: 7	H: 0 LOB: 0 BB: 0 P: 8	R: 0 E: 0 K: 0 S: 7	H: 1 LOB: 1 BB: 0 P: 12	R: 1 E: 0 K: 1 S: 12	H: 1 LOB: 0 BB: 0 P: 23	R: 2 E: 0 K: 1 S: 13	H: 2 LOB: 1 BB: 1 P: 24	R: 0 E: 0 K: 1 S: 8	H: 0 LOB: 0 BB: 0 P: 13		R: 0 E: 0 K: 1 S: 10	H: 1 LOB: 1 BB: 0 P: 15	1B: 7 2B: 0 3B: 0 HR: 1	SF: 0 SAC: 1 DP: 1 HBP: 0	WP: 1 PB: 0 CS: 0 PA: 36
PITCHER	IP WLS BF H R ER SO BB IBB HBP BLK WP HR S P ERA WHIP	IP WLS BF H R ER SO BB IBB HBP BLK WP HR S P ERA WHIP	IP WLS BF H R ER SO BB IBB HBP BLK WP HR S P ERA WHIP	IP WLS BF H R ER SO BB IBB HBP BLK WP HR S P ERA WHIP	IP WLS BF H R ER SO BB IBB HBP BLK WP HR S P ERA WHIP	IP WLS BF H R ER SO BB IBB HBP BLK WP HR S P ERA WHIP	IP WLS BF H R ER SO BB IBB HBP BLK WP HR S P ERA WHIP	IP WLS BF H R ER SO BB IBB HBP BLK WP HR S P ERA WHIP	IP WLS BF H R ER SO BB IBB HBP BLK WP HR S P ERA WHIP	IP WLS BF H R ER SO BB IBB HBP BLK WP HR S P ERA WHIP	IP WLS BF H R ER SO BB IBB HBP BLK WP HR S P ERA WHIP	IP WLS BF H R ER SO BB IBB HBP BLK WP HR S P ERA WHIP	IP WLS BF H R ER SO BB IBB HBP BLK WP HR S P ERA WHIP	IP WLS BF H R ER SO BB IBB HBP BLK WP HR S P ERA WHIP	IP WLS BF H R ER SO BB IBB HBP BLK WP HR S P ERA WHIP	IP WLS BF H R ER SO BB IBB HBP BLK WP HR S P ERA WHIP	IP WLS BF H R ER SO BB IBB HBP BLK WP HR S P ERA WHIP	IP WLS BF H R ER SO BB IBB HBP BLK WP HR S P ERA WHIP	IP WLS BF H R ER SO BB IBB HBP BLK WP HR S P ERA WHIP	IP WLS BF H R ER SO BB IBB HBP BLK WP HR S P ERA WHIP	IP WLS BF H R ER SO BB IBB HBP BLK WP HR S P ERA WHIP	IP WLS BF H R ER SO BB IBB HBP BLK WP HR S P ERA WHIP

AB	33
R	3
H	8
RBI	3
BB	2
SO	6
LOB	16



Batter	1	2	3	4	5	6	7	8	9	10	11	AB	R	H	RBI	BB	SO	LOB	TOP								
28 Curtis Granderson, L OBP: 0.366, SLG: 0.551	G3		P5	P6			G4-3			K		5	0	0	0	0	1	1									
14 Placido Polanco, R OBP: 0.391, SLG: 0.465	F8		HR					F8		2B		5	1	3	1	0	0	0									
3 Gary Sheffield, R OBP: 0.382, SLG: 0.477	1B		G6-3					BB		K		4	0	1	0	1	1	2									
30 Magglio Ordonez, R OBP: 0.430, SLG: 0.589	F8						G5-4-3			F9		5	1	2	0	0	0	3									
9 Carlos Guillen, S OBP: 0.358, SLG: 0.501																											
Ivan Rodriguez, R OBP: 0.293, SLG: 0.423																											
19 Timo Perez, L OBP: 0.467, SLG: 0.586																											
27 Brent Clevlen, R OBP: 0.125, SLG: 0.125	G4-3																										
Sean Casey, L OBP: 0.347, SLG: 0.381																											
Cameron Maybin, R OBP: 0.239, SLG: 0.310																											
Omar Infante, R OBP: 0.301, SLG: 0.348																											
39 Ramon Santiago, S OBP: 0.302, SLG: 0.360																											
33 Marcus Thames, R OBP: 0.275, SLG: 0.474																											
15 Brandon Inge, R OBP: 0.319, SLG: 0.386	PO		G5-3																								
Inning Stats	R: 0 E: 0 K: 0 S: 8	H: 1 LOB: 1 BB: 0 P: 10	R: 1 E: 0 K: 0 S: 9	H: 2 LOB: 0 BB: 0 P: 11	R: 1 E: 0 K: 0 S: 10	H: 1 LOB: 0 BB: 0 P: 15	R: 3 E: 2 K: 0 S: 15	H: 4 LOB: 1 BB: 0 P: 20	R: 0 E: 0 K: 0 S: 6	H: 0 LOB: 0 BB: 0 P: 10	R: 0 E: 0 K: 0 S: 6	H: 0 LOB: 0 BB: 0 P: 11	R: 0 E: 0 K: 1 S: 8	H: 1 LOB: 1 BB: 1 P: 18	R: 0 E: 0 K: 1 S: 14	H: 1 LOB: 1 BB: 0 P: 19	R: 0 E: 0 K: 2 S: 10	H: 1 LOB: 1 BB: 0 P: 14	R: 0 E: 0 K: 2 S: 8	H: 0 LOB: 0 BB: 0 P: 9	1B: 8 2B: 3 3B: 0 HR: 1	SF: 0 SAC: 0 DP: 2 HBP: 0	WP: 0 PB: 0 SB: 1 CS: 2	PA: 44			
PITCHER	IP WLS BF H R ER SO BB IBB HBP BLK WP HR S P ERA WHIP	Paul Byrd, R ERA: 4.36	7.1 0.2 1 0 0 0 1 0 0 0 0 0 0 3 5 0.00 0.000	Aaron Fultz, L ERA: 3.0	1.0 4 1 0 0 0 1 0 0 0 0 0 0 14 19 0.00 1.000	47 Joe Borowski, R ERA: 5.22	2.0 W 7 1 0 0 4 0 0 0 0 0 0 0 18 23 0.00 0.500	63 Rafael Betancourt, R ERA: 1.48																			

Detroit Tigers @ Cleveland Indians
Jacobs Field, Cleveland, OH
Mon Sep 17 2007, 7:05 PM EDT
Att: 28,831 - Clear - 68 F

livebaseballscores.com

AB 42
R 5
H 12
RBI 5
BB 1
SO 6
LOB 15



Batter	1	2	3	4	5	6	7	8	9	10	11	AB	R	H	RBI	BB	SO	LOB	BOTTOM						
24 Grady Sizemore, L OBP: 0.385, SLG: 0.458	G1-3											4	1	0	0	1	1	1							
13 Asdrubal Cabrera, S OBP: 0.368, SLG: 0.467	WP		G6-3									4	2	2	0	1	0	0							
48 Travis Hafner, L OBP: 0.375, SLG: 0.435	K											5	0	1	0	0	1	5							
41 Victor Martinez, S OBP: 0.377, SLG: 0.509	WP		G5-3									4	0	0	1	1	0	2							
2 Jhonny Peralta, R OBP: 0.341, SLG: 0.434																									
29 Josh Barfield, R OBP: 0.273, SLG: 0.326	FC6-4											2	2	2	3	3	0	0							
Jason Michaels, R OBP: 0.321, SLG: 0.406	BB											0	0	0	0	0	0	0							
Franklin Gutierrez, R OBP: 0.324, SLG: 0.492	FC6-4											3	0	1	0	0	0	3							
Kenny Lofton, L OBP: 0.389, SLG: 0.409												2	0	1	0	0	1	1							
Casey Blake, R OBP: 0.337, SLG: 0.434												3	0	1	0	0	0	3							
10 Kelly Shoppach, R OBP: 0.316, SLG: 0.469	K											2	0	0	0	0	2	2							
Inning Stats	R: 1 E: 0 K: 1 S: 15	H: 1 LOB: 2 BB: 2 P: 27	R: 0 E: 0 K: 1 S: 8	H: 0 LOB: 0 BB: 0 P: 14	R: 0 E: 0 K: 1 S: 10	H: 1 LOB: 1 BB: 0 P: 13	R: 1 E: 0 K: 0 S: 11	H: 3 LOB: 1 BB: 0 P: 16	R: 0 E: 0 K: 0 S: 4	H: 0 LOB: 0 BB: 0 P: 7	R: 0 E: 0 K: 0 S: 7	H: 0 LOB: 0 BB: 0 P: 11	R: 3 E: 0 K: 1 S: 13	H: 3 LOB: 1 BB: 1 P: 21	R: 0 E: 0 K: 0 S: 6	H: 0 LOB: 2 BB: 2 P: 17	R: 0 E: 0 K: 1 S: 7	H: 0 LOB: 1 BB: 1 P: 15	R: 1 E: 0 K: 0 S: 7	H: 1 LOB: 0 BB: 0 P: 11	1B: 5 2B: 1 3B: 1 HR: 3	SF: 0 SAC: 1 DP: 2 HBP: 0	WP: 1 PB: 0 SB: 0 CS: 1	PA: 45	
PITCHER	IP WLS BF H R ER SO BB IBB HBP BLK WP HR S P ERA WHIP	Kenny Rogers, L ERA: 4.24	7.0 1.0 B 7 3 3 3 1 1 0 0 0 0 1 13 21 27.00 4.000	54 Joel Zumaya, R ERA: 4.65	2.1 L 10 1 1 1 1 3 0 0 0 0 0 1 20 43 3.86 1.714																				

Detroit Tigers @ Cleveland Indians
Jacobs Field, Cleveland, OH
Mon Sep 17 2007, 7:05 PM EDT
Att: 28,831 - Clear - 68 F

livebaseballscores.com

AB 36
R 6
H 9
RBI 5
BB 7
SO 6
LOB 17



Batter	1	2	3	4	5	6	7	8	9	AB	R	H	RBI	BB	SO	LOB	TOP										
28 Curtis Granderson, L (1.8) OBP: 0.355, SLG: 0.548	F7	L6	G4-3		1B			F9		5	0	1	0	0	0	5	Detroit Tigers @ Cleveland Indians Jacobs Field, Cleveland, OH Tue Sep 18 2007, 7:05 PM EDT Att: 41,103 - Clear - 72 F										
14 Placido Polanco, R (1.4) OBP: 0.392, SLG: 0.465	1B		30 1B 33 BB 3 1B	G6-3	G1-3			HBP		4	1	2	0	0	0	2											
3 Gary Sheffield, R (1.10) OBP: 0.382, SLG: 0.477	K		33 BB 39 1B	FC6-5	1B		K			5	1	2	0	0	3	2											
30 Magglio Ordonez, R (1.9) OBP: 0.428, SLG: 0.586	K		39 1B 39 BB	FC6-5	1B		L9			5	1	1	0	0	2	2											
9 Carlos Guillen, S (1.3) OBP: 0.358, SLG: 0.499		CS BB	F7	F7	1B		F7			4	0	1	0	1	0	3											
Ivan Rodriguez, R (1.2) OBP: 0.328, SLG: 0.418	K	K	K	G4-3			K			5	0	0	0	0	3	6											
33 Marcus Thames, R (1.7) OBP: 0.278, SLG: 0.476		39 1B 2B	E		F9		P5			3	1	1	1	1	0	0											
39 Ramon Santiago, S (1.6) OBP: 0.333, SLG: 0.389	15 1B 1B	E2	1B		K		K			4	0	3	2	0	1	0											
15 Brandon Inge, R (1.5) OBP: 0.320, SLG: 0.386	1B		HBP		F9		G5-3			3	0	1	0	0	0	1											
Inning Stats	R: 0 E: 0 K: 2 S: 12	H: 1 LOB: 1 BB: 0 P: 17	R: 1 E: 0 K: 1 S: 13	H: 3 LOB: 2 BB: 1 P: 20	R: 3 E: 1 K: 1 S: 15	H: 4 LOB: 3 BB: 1 P: 29	R: 0 E: 0 K: 0 S: 10	H: 2 LOB: 2 BB: 0 P: 18	R: 0 E: 0 K: 0 S: 10	H: 2 LOB: 2 BB: 0 P: 18	R: 0 E: 0 K: 1 S: 9	H: 0 LOB: 0 BB: 0 P: 13	R: 0 E: 0 K: 2 S: 7	H: 0 LOB: 0 BB: 0 P: 8	R: 0 E: 0 K: 1 S: 9	H: 0 LOB: 1 BB: 0 P: 15	R: 0 E: 0 K: 1 S: 9	H: 0 LOB: 0 BB: 0 P: 14	1B: 11 2B: 1 3B: 0 HR: 0	SF: 0 SAC: 0 DP: 0 HBP: 2	WP: 0 PB: 0 SB: 2 CS: 1	PA: 42					
PITCHER	IP	WLS	BF	H	R	ER	SO	BB	IBB	HBP	BLK	WP	HR	S	P	ERA	WHIP										
37 Jake Westbrook, R (1.1) ERA: 4.41	5.0		29	12	4	3	4	2	0	1	0	0	0	60	102	5.40	2.800										
50 Jensen Lewis, R (6.1) ERA: 2.52	3.0	W	10	0	0	0	4	0	0	1	0	0	0	25	36	0.00	0.000										
47 Joe Borowski, R (9.1) ERA: 5.13	1.0	S	3	0	0	0	1	0	0	0	0	0	0	9	14	0.00	0.000										

Batter	1	2	3	4	5	6	7	8	9	AB	R	H	RBI	BB	SO	LOB	BOTTOM										
24 Grady Sizemore, L (1.8) OBP: 0.384, SLG: 0.455	G6-3		13 BB 48 HR		K			F8		3	1	0	0	1	1	0	Detroit Tigers @ Cleveland Indians Jacobs Field, Cleveland, OH Tue Sep 18 2007, 7:05 PM EDT Att: 41,103 - Clear - 72 F										
13 Asdrubal Cabrera, S (1.4) OBP: 0.350, SLG: 0.450	G4-3		48 HR		F7			L9		3	1	0	0	1	0	0											
48 Travis Hafner, L (1.10) OBP: 0.378, SLG: 0.441	BB		HR		G4-3					2	1	1	3	2	0	0											
41 Victor Martinez, S (1.2) OBP: 0.376, SLG: 0.512	G4-3		K				F9			4	1	1	1	0	1	2											
25 Ryan Garko, R (1.3) OBP: 0.363, SLG: 0.481		HR	G1		G6-3			G4-3		4	1	1	1	0	0	0											
2 Jhonny Peralta, R (1.6) OBP: 0.339, SLG: 0.430	K				K			K		4	0	0	0	0	3	0											
Kenny Lofton, L (1.7) OBP: 0.372, SLG: 0.410	F7				1B			HR		3	1	2	0	1	0	0											
Franklin Gutierrez, R (1.9) OBP: 0.323, SLG: 0.500	G6-3		F7		F7		HR	F9		4	1	1	2	0	0	2											
Casey Blake, R (1.5) OBP: 0.335, SLG: 0.431			F9		F9		K			3	0	0	0	0	1	1											
Inning Stats	R: 0 E: 0 K: 0 S: 10	H: 0 LOB: 1 BB: 1 P: 17	R: 1 E: 0 K: 1 S: 10	H: 1 LOB: 0 BB: 0 P: 13	R: 3 E: 0 K: 1 S: 12	H: 1 LOB: 2 BB: 2 P: 24	R: 0 E: 0 K: 1 S: 9	H: 1 LOB: 1 BB: 0 P: 14	R: 0 E: 0 K: 1 S: 7	H: 3 LOB: 0 BB: 0 P: 12	R: 3 E: 0 K: 1 S: 13	H: 3 LOB: 0 BB: 0 P: 19	R: 0 E: 0 K: 0 S: 13	H: 0 LOB: 1 BB: 1 P: 24	R: 0 E: 0 K: 1 S: 9	H: 0 LOB: 1 BB: 1 P: 18	1B: 2 2B: 0 3B: 0 HR: 4	SF: 0 SAC: 0 DP: 0 HBP: 0	WP: 0 PB: 0 SB: 0 CS: 0	PA: 35							
PITCHER	IP	WLS	BF	H	R	ER	SO	BB	IBB	HBP	BLK	WP	HR	S	P	ERA	WHIP										
35 Justin Verlander, R (1.1) ERA: 3.7	5.2	L	26	6	7	7	4	3	0	0	0	0	0	4	58	11.12	1.588										
Jason Grilli, R (6.1) ERA: 4.79	2.1		9	0	0	0	2	2	0	0	0	0	0	25	46	0.00	0.857										

AB 38
R 4
H 12
RBI 3
BB 2
SO 9
LOB 21



AB 30
R 7
H 6
RBI 7
BB 5
SO 6
LOB 5



Batter	1	2	3	4	5	6	7	8	9	AB	R	H	RBI	BB	SO	LOB	TOP
25 Ryan Raburn, R (1, 8) OBP: 0.341, SLG: 0.472 28 Curtis Granderson, L (8, PH) OBP: 0.391, SLG: 0.549																	3 0 1 2 0 1 0 0 0 0 0 1 0 0
14 Placido Polanco, R (1, 4) OBP: 0.391, SLG: 0.464																	4 0 1 0 0 1 2
3 Gary Sheffield, R (1, 10) OBP: 0.383, SLG: 0.476																	3 0 1 0 1 0 1
30 Magglio Ordonez, R (1, 9) OBP: 0.425, SLG: 0.582																	4 0 0 0 0 1 4
9 Carlos Guillen, S (1, 3) OBP: 0.399, SLG: 0.501																	4 0 2 0 0 1 0
33 Marcus Thames, R (1, 7) OBP: 0.274, SLG: 0.469																	4 0 0 0 0 1 4
Mike Hessman, R (1, 5) OBP: 0.286, SLG: 0.432 Sean Casey, L (9, PH) OBP: 0.346, SLG: 0.380																	3 1 1 0 0 2 1 1 0 0 0 0 0 0
Mike Rabelo, S (1, 2) OBP: 0.290, SLG: 0.329																	4 0 0 0 0 0 2
39 Ramon Santiago, S (1, 6) OBP: 0.333, SLG: 0.404 19 Timo Perez, L (9, PH) OBP: 0.461, SLG: 0.577																	3 1 1 0 0 1 0 1 0 0 0 0 0 0
Inning Stats	R: 0 H: 0 E: 0 LOB: 0 K: 1 BB: 0 S: 13 P: 18	R: 0 H: 0 E: 0 LOB: 0 K: 0 BB: 0 S: 7 P: 9	R: 2 H: 3 E: 0 LOB: 2 K: 1 BB: 1 S: 16 P: 24	R: 0 H: 1 E: 0 LOB: 1 K: 2 BB: 0 S: 12 P: 19	R: 0 H: 1 E: 0 LOB: 1 K: 0 BB: 0 S: 13 P: 19	R: 0 H: 0 E: 0 LOB: 0 K: 1 BB: 0 S: 7 P: 8	R: 0 H: 0 E: 0 LOB: 0 K: 2 BB: 0 S: 8 P: 12	R: 0 H: 2 E: 0 LOB: 3 K: 1 BB: 1 S: 18 P: 25	R: 0 H: 0 E: 0 LOB: 0 K: 0 BB: 0 S: 8 P: 12	1B: 5 SF: 0 2B: 2 SAC: 0 3B: 0 DP: 0 HR: 0 HBP: 0	WP: 0 PA: 36 PB: 0 SB: 1 CS: 0						
PITCHER	IP WLS BF H R ER SO BB IBB HBP BLK WP HR S P ERA WHIP																
CC Sabathia, L (1, 1) ERA: 3.19	7.0 W 27 5 2 2 7 1 0 0 0 0 0 0 76 109 2.57 0.857																
63 Rafael Betancourt, R (8, 1) ERA: 1.46	1.0 H 6 2 0 0 1 1 0 0 0 0 0 0 18 25 0.00 3.000																
47 Joe Borowski, R (9, 1) ERA: 5.04	1.0 S 3 0 0 0 0 0 0 0 0 0 0 0 8 12 0.00 0.000																

Detroit Tigers @ Cleveland Indians
Jacobs Field, Cleveland, OH
Wed Sep 19 2007, 12:05 PM EDT
Att: 32,511 - Sunny - 73 F

AB 34
R 2
H 7
RBI 2
BB 2
SO 8
LOB 14



Batter	1	2	3	4	5	6	7	8	9	AB	R	H	RBI	BB	SO	LOB	BOTTOM
24 Grady Sizemore, L (1, 8) OBP: 0.385, SLG: 0.455																	3 0 1 0 0 1 0
13 Adrián Cabrera, S (1, 4) OBP: 0.352, SLG: 0.450																	4 0 1 1 0 2 2
48 Travis Hafner, L (1, 10) OBP: 0.375, SLG: 0.438																	4 0 0 0 0 2 2
41 Victor Martinez, S (1, 2) OBP: 0.375, SLG: 0.509																	3 0 0 0 1 0 0
25 Ryan Garko, R (1, 3) OBP: 0.361, SLG: 0.478																	3 0 0 0 0 0 1
2 Jhonny Peralta, R (1, 6) OBP: 0.339, SLG: 0.430																	3 0 1 0 0 0 0
Casey Blake, R (1, 5) OBP: 0.337, SLG: 0.437																	2 2 1 1 1 0 2
Franklin Gutierrez, R (1, 9) OBP: 0.323, SLG: 0.502																	3 1 1 1 0 1 0
Jason Michaels, R (1, 7) OBP: 0.325, SLG: 0.410																	2 1 1 1 1 0 0
Inning Stats	R: 0 H: 0 E: 0 LOB: 0 K: 2 BB: 0 S: 8 P: 13	R: 0 H: 0 E: 0 LOB: 0 K: 0 BB: 0 S: 6 P: 9	R: 1 H: 2 E: 0 LOB: 1 K: 1 BB: 1 S: 11 P: 22	R: 0 H: 0 E: 0 LOB: 0 K: 1 BB: 0 S: 7 P: 8	R: 3 H: 3 E: 0 LOB: 1 K: 0 BB: 1 S: 16 P: 26	R: 0 H: 1 E: 0 LOB: 1 K: 0 BB: 1 S: 5 P: 11	R: 0 H: 0 E: 0 LOB: 0 K: 1 BB: 0 S: 11 P: 16	R: 0 H: 0 E: 0 LOB: 0 K: 1 BB: 0 S: 7 P: 11	R: 0 H: 0 E: 0 LOB: 0 K: 1 BB: 0 S: 7 P: 11	1B: 3 SF: 0 2B: 2 SAC: 0 3B: 0 DP: 3 HR: 1 HBP: 1	WP: 1 PA: 31 PB: 0 SB: 1 CS: 0						
PITCHER	IP WLS BF H R ER SO BB IBB HBP BLK WP HR S P ERA WHIP																
29 Nate Robertson, L (1, 1) ERA: 4.94	7.0 L 28 6 4 4 0 1 0 0 0 0 0 0 7 11 0.00 0.000																
44 Bobby Seay, L (8, 1) ERA: 2.47	1.0 3 0 0 0 1 0 0 0 0 0 0 0 7 11 0.00 0.000																

Detroit Tigers @ Cleveland Indians
Jacobs Field, Cleveland, OH
Wed Sep 19 2007, 12:05 PM EDT
Att: 32,511 - Sunny - 73 F

AB 27
R 4
H 6
RBI 4
BB 3
SO 6
LOB 7



Batter	1	2	3	4	5	6	7	8	9	AB	R	H	RBI	BB	SO	LOB	TOP				
Shannon Stewart, R (1, 7) OBP: 0.344, SLG: 0.392	L7	FC6-4			P4		K			5	0	1	0	0	1	3	Oakland Athletics @ Cleveland Indians Jacobs Field, Cleveland, OH Fri Sep 21 2007, 7:05 PM EDT Att: 36,016 - Partly Cloudy - 78 F				
10 Danic Barton, L (1, 3) OBP: 0.407, SLG: 0.522	G3-1		32 BB		2B		2B		1B	4	1	2	0	1	1	1					
32 Jack Cust, L (1, 9) OBP: 0.413, SLG: 0.518	K				K		HR		K	4	1	1	2	1	3	2					
29 Dan Johnson, L (1, 10) OBP: 0.346, SLG: 0.421		G4-1	F8		14 FC6-4		F8			3	0	0	0	1	0	2					
14 Mark Ellis, R (1, 4) OBP: 0.333, SLG: 0.435	K	K			FC6-4		K			4	0	0	0	0	3	4					
22 Jack Hannahan, L (1, 5) OBP: 0.393, SLG: 0.449		1B	G5-3			G4-3		K		3	1	0	0	1	1	2					
Marco Scutaro, R (1, 6) OBP: 0.335, SLG: 0.366		1B			G6-3			L7		4	0	2	0	0	0	0					
8 Kurt Suzuki, R (1, 2) OBP: 0.335, SLG: 0.432		1B			K		F8		K	4	0	1	1	0	2	1					
Jeff DaVanon, S (1, 8) OBP: 0.308, SLG: 0.270										3	0	1	0	0	2	1					
Mike Piazza, R (9, PH) OBP: 0.322, SLG: 0.421									F8	1	0	0	0	0	0	0					
Inning Stats	R: 0 E: 0 K: 1 S: 7	H: 0 LOB: 0 BB: 0 P: 13	R: 1 E: 0 K: 1 S: 14	H: 3 LOB: 3 BB: 1 P: 22	R: 0 E: 0 K: 1 S: 14	H: 0 LOB: 0 BB: 2 P: 25	R: 0 E: 0 K: 2 S: 14	H: 0 LOB: 0 BB: 0 P: 19	R: 0 E: 0 K: 1 S: 8	H: 1 LOB: 2 BB: 1 P: 16	R: 2 E: 0 K: 2 S: 15	H: 2 LOB: 0 BB: 0 P: 22	R: 0 E: 0 K: 2 S: 9	H: 0 LOB: 0 BB: 0 P: 11	R: 0 E: 0 K: 2 S: 10	H: 1 LOB: 1 BB: 0 P: 14	1B: 5 2B: 2 HR: 1	SF: 0 SAC: 0 HBP: 0	WP: 0 PB: 0 SB: 0 CS: 0	PA: 39	
PITCHER	IP	WLS	BF	H	R	ER	SO	BB	IBB	HBP	BLK	WP	HR	S	P	ERA	WHIP				
55 Roberto Hernandez, R ERA: 3.03	6.0	W	27	5	1	1	7	4	0	0	0	0	0	65	106	1.50	1.500				
53 Rafael Perez, L ERA: 1.71	0.2	H	4	2	2	2	1	0	0	0	0	0	1	11	17	27.00	3.000				
50 Jensen Lewis, R ERA: 2.49	0.1	H	1	0	0	0	1	0	0	0	0	0	0	4	5	0.00	0.000				
63 Rafael Betancourt, R ERA: 1.44	1.0	H	3	0	0	0	2	0	0	0	0	0	0	9	11	0.00	0.000				
47 Joe Borowski, R ERA: 4.98	1.0	S	4	1	0	0	2	0	0	0	0	0	0	10	14	0.00	1.000				

AB	35
R	3
H	8
RBI	3
BB	4
SO	13
LOB	16



Batter	1	2	3	4	5	6	7	8	9	AB	R	H	RBI	BB	SO	LOB	BOTTOM				
24 Grady Sizemore, L (1, 8) OBP: 0.386, SLG: 0.454	K		13 FC4-6		K					3	0	1	0	1	2	0	Oakland Athletics @ Cleveland Indians Jacobs Field, Cleveland, OH Fri Sep 21 2007, 7:05 PM EDT Att: 36,016 - Partly Cloudy - 78 F				
13 Adrúbal Cabrera, S (1, 4) OBP: 0.349, SLG: 0.447	F7		FC4-6		48 BB		SF7			3	1	1	1	0	0	1					
48 Travis Hafner, L (1, 10) OBP: 0.374, SLG: 0.436	K		41 2B		G1-3		L3			4	0	1	0	0	1	3					
41 Victor Martinez, S (1, 2) OBP: 0.374, SLG: 0.509		G3			G4-6-3		F9			4	0	1	1	0	0	2					
25 Ryan Garko, R (1, 3) OBP: 0.360, SLG: 0.483	P4		G6-3				HR		K	4	1	1	1	0	1	1					
2 Jhonny Peralta, R (1, 6) OBP: 0.341, SLG: 0.438		BB			G1-4-3				G6-3	3	1	2	1	1	0	0					
Kenny Lofton, L (1, 7) OBP: 0.373, SLG: 0.411		BB			G1-4-3		SH2-4		F8	4	1	2	0	0	0	1					
Franklin Gutierrez, R (1, 9) OBP: 0.326, SLG: 0.500					P5		SH2-4		K	3	0	1	0	1	1	1					
Casey Blake, R (1, 5) OBP: 0.335, SLG: 0.435					K		SH2-4		L8	3	0	0	0	0	1	4					
Inning Stats	R: 0 E: 0 K: 2 S: 7	H: 0 LOB: 0 BB: 0 P: 10	R: 0 E: 0 K: 0 S: 14	H: 1 LOB: 2 BB: 2 P: 25	R: 1 E: 0 K: 0 S: 10	H: 2 LOB: 1 BB: 0 P: 19	R: 0 E: 0 K: 1 S: 9	H: 1 LOB: 1 BB: 0 P: 16	R: 0 E: 0 K: 1 S: 8	H: 2 LOB: 1 BB: 0 P: 15	R: 3 E: 0 K: 0 S: 13	H: 4 LOB: 2 BB: 1 P: 22	R: 0 E: 0 K: 1 S: 7	H: 0 LOB: 0 BB: 0 P: 14	R: 0 E: 0 K: 1 S: 9	H: 0 LOB: 0 BB: 0 P: 12		1B: 6 2B: 2 HR: 2	SF: 1 SAC: 1 HBP: 0	WP: 0 PB: 0 SB: 0 CS: 0	PA: 36
PITCHER	IP	WLS	BF	H	R	ER	SO	BB	IBB	HBP	BLK	WP	HR	S	P	ERA	WHIP				
Joe Blanton, R ERA: 3.84	5.2	L	29	10	4	4	4	0	1	0	0	0	0	60	106	6.35	2.118				
13 Jerry Blevins, L ERA: 2.7	1.2		5	0	0	0	1	0	0	0	0	0	0	11	19	0.00	0.000				
Ruddy Lugo, R ERA: 5.48	0.2		2	0	0	0	1	0	0	0	0	0	0	6	8	0.00	0.000				

AB	31
R	4
H	10
RBI	4
BB	3
SO	6
LOB	13



Batter	1	2	3	4	5	6	7	8	9	AB	R	H	RBI	BB	SO	LOB	TOP										
Shannon Stewart, R OBP: 0.345, SLG: 0.394										5	1	2	0	0	0	0	Oakland Athletics @ Cleveland Indians Jacobs Field, Cleveland, OH Sat Sep 22 2007, 7:05 PM EDT Att. 40,663 - Clear - 69 F										
10 Danic Barton, L OBP: 0.407, SLG: 0.520										4	1	1	0	1	0	1											
Nick Swisher, S OBP: 0.392, SLG: 0.467										5	2	3	2	0	0	2											
32 Jack Cust, L OBP: 0.413, SLG: 0.524										5	2	2	2	0	1	3											
Jeff DeVanon, S OBP: 0.308, SLG: 0.270										0	0	0	0	0	0	0											
29 Dan Johnson, L OBP: 0.347, SLG: 0.418										3	0	0	0	2	1	2											
14 Mark Ellis, R OBP: 0.332, SLG: 0.443										5	2	3	3	0	1	1											
Marco Scutaro, R OBP: 0.336, SLG: 0.364										4	1	1	0	1	1	2											
22 Jack Hannahan, L OBP: 0.393, SLG: 0.455										5	0	2	2	0	3	2											
8 Kurt Suzuki, R OBP: 0.332, SLG: 0.426										5	0	1	0	0	0	2											
Inning Stats	R: 0 E: 0 K: 0 S: 10	H: 0 LOB: 0 BB: 0 P: 12	R: 2 E: 0 K: 1 S: 13	H: 4 LOB: 2 BB: 0 P: 18	R: 0 E: 0 K: 1 S: 13	H: 1 LOB: 2 BB: 1 P: 20	R: 1 E: 0 K: 1 S: 11	H: 1 LOB: 0 BB: 1 P: 14	R: 3 E: 1 K: 2 S: 23	H: 4 LOB: 2 BB: 1 P: 35	R: 3 E: 0 K: 0 S: 11	H: 3 LOB: 1 BB: 1 P: 21	R: 0 E: 0 K: 1 S: 13	H: 0 LOB: 0 BB: 0 P: 18	R: 0 E: 0 K: 1 S: 8	H: 1 LOB: 1 BB: 1 P: 18	1B: 8 2B: 5 3B: 0 HR: 2	SF: 0 SAC: 0 DP: 0 HBP: 0	WP: 0 PB: 0 SB: 0 CS: 0	PA: 45							
PITCHER	IP	WLS	BF	H	R	ER	SO	BB	IBB	HBP	BLK	WP	HR	S	P	ERA	WHIP										
Paul Byrd, R ERA: 4.55	4.1	L	23	9	6	6	3	2	0	0	0	0	1	59	84	12.46	2.538										
40 Tom Mastny, R ERA: 4.67	1.2		10	4	3	3	2	1	0	0	0	0	1	22	36	16.20	3.000										
31 Cliff Lee, L ERA: 6.4	2.0		7	1	0	0	1	0	0	0	0	0	0	23	34	0.00	0.500										
Aaron Fultz, L ERA: 2.91	1.0		5	1	0	0	1	1	0	0	0	0	0	8	18	0.00	2.000										

AB	41
R	9
H	15
RBI	9
BB	4
SO	7
LOB	15



Batter	1	2	3	4	5	6	7	8	9	AB	R	H	RBI	BB	SO	LOB	BOTTOM										
24 Grady Sizemore, L OBP: 0.384, SLG: 0.457										5	1	1	2	0	2	1	Oakland Athletics @ Cleveland Indians Jacobs Field, Cleveland, OH Sat Sep 22 2007, 7:05 PM EDT Att. 40,663 - Clear - 69 F										
13 Adrián Cabrera, S OBP: 0.344, SLG: 0.445										5	1	1	0	0	1	1											
48 Travis Hafner, L OBP: 0.378, SLG: 0.442										4	0	3	1	1	0	1											
41 Victor Martinez, S OBP: 0.373, SLG: 0.507										4	0	1	0	0	1	3											
2 Jhonny Peralta, R OBP: 0.339, SLG: 0.435										4	0	0	0	0	1	2											
Casey Blake, R OBP: 0.336, SLG: 0.435										4	0	2	0	0	1	0											
Kenny Lofton, L OBP: 0.372, SLG: 0.411										3	0	1	0	0	0	1											
Franklin Gutierrez, R OBP: 0.325, SLG: 0.496										4	1	1	0	0	0	3											
10 Kelly Shoppach, R OBP: 0.311, SLG: 0.459										3	0	0	0	0	1	2											
Trot Nixon, L OBP: 0.346, SLG: 0.342										0	0	0	0	1	0	0											
Inning Stats	R: 0 E: 0 K: 0 S: 13	H: 1 LOB: 2 BB: 1 P: 22	R: 0 E: 0 K: 1 S: 7	H: 1 LOB: 0 BB: 0 P: 14	R: 0 E: 0 K: 2 S: 15	H: 0 LOB: 0 BB: 0 P: 19	R: 2 E: 0 K: 1 S: 19	H: 3 LOB: 1 BB: 0 P: 30	R: 0 E: 0 K: 0 S: 7	H: 1 LOB: 1 BB: 0 P: 11	R: 1 E: 0 K: 0 S: 15	H: 2 LOB: 1 BB: 0 P: 22	R: 0 E: 0 K: 0 S: 6	H: 1 LOB: 1 BB: 0 P: 9	R: 0 E: 0 K: 1 S: 8	H: 0 LOB: 1 BB: 1 P: 16	1B: 6 2B: 3 3B: 0 HR: 1	SF: 0 SAC: 1 DP: 0 HBP: 0	WP: 1 PB: 0 SB: 0 CS: 0	PA: 39							
PITCHER	IP	WLS	BF	H	R	ER	SO	BB	IBB	HBP	BLK	WP	HR	S	P	ERA	WHIP										
Dan Haren, R ERA: 3.12	6.0	W	26	7	2	2	0	1	0	0	0	0	1	68	106	3.00	1.333										
13 Jerry Blevins, L ERA: 4.15	1.0		5	2	1	1	0	0	0	0	0	0	0	15	22	9.00	2.000										
Ruddy Lugo, R ERA: 5.36	1.0		4	1	0	0	0	0	0	0	0	0	0	6	9	0.00	1.000										
Huston Street, R ERA: 2.81	1.0		4	0	0	0	1	1	0	0	0	0	0	8	16	0.00	1.000										



Batter	1	2	3	4	5	6	7	8	9	AB	R	H	RBI	BB	SO	LOB	TOP											
Shannon Stewart, R OBP: 0.348, SLG: 0.399										4	0	3	0	0	1	1												
10 Danic Barton, L OBP: 0.413, SLG: 0.593										4	1	2	2	0	0	2												
Nick Swisher, S OBP: 0.389, SLG: 0.463										4	0	0	0	0	3	3												
32 Jack Cust, L OBP: 0.412, SLG: 0.520										3	0	0	0	1	2	1												
Mike Piazza, R OBP: 0.321, SLG: 0.417										3	0	0	0	1	0	1												
14 Mark Ellis, R OBP: 0.333, SLG: 0.440										4	0	0	0	0	2	2												
22 Jack Hannahan, L OBP: 0.385, SLG: 0.444										3	0	0	0	0	1	1												
Rob Bowen, S OBP: 0.344, SLG: 0.372										3	0	0	0	0	2	0												
12 Donnie Murphy, R OBP: 0.278, SLG: 0.412										3	1	1	0	0	2	0												
Inning Stats	R: 0 E: 0 K: 1 S: 10	H: 1 LOB: 0 BB: 0 P: 14	R: 0 E: 0 K: 0 S: 4	H: 0 LOB: 0 BB: 1 P: 8	R: 0 E: 0 K: 2 S: 8	H: 0 LOB: 0 BB: 0 P: 12	R: 0 E: 0 K: 2 S: 11	H: 1 LOB: 1 BB: 0 P: 19	R: 0 E: 0 K: 0 S: 13	H: 0 LOB: 0 BB: 0 P: 21	R: 2 E: 0 K: 2 S: 13	H: 2 LOB: 1 BB: 1 P: 21	R: 0 E: 0 K: 2 S: 10	H: 0 LOB: 1 BB: 1 P: 19	R: 0 E: 0 K: 2 S: 15	H: 2 LOB: 2 BB: 0 P: 24	R: 0 E: 0 K: 2 S: 10	H: 0 LOB: 0 BB: 0 P: 13	1B: 3 2B: 2 3B: 0 HR: 1	SF: 0 SAC: 0 DP: 2 HBP: 0	WP: 0 PB: 0 SB: 0 CS: 0	PA: 33						
PITCHER	IP WLS BF H R ER SO BB IBB HBP BLK WP HR S P ERA WHIP	7.0 W 25 4 2 2 9 2 0 0 0 0 1 69 114 2.57 0.857	0.2 4 2 0 0 1 0 0 0 0 0 0 10 16 0.00 3.000	1.1 S 4 0 0 0 3 0 0 0 0 0 0 0 15 21 0.00 0.000	PITCHER										IP WLS BF H R ER SO BB IBB HBP BLK WP HR S P ERA WHIP													
37 Jake Westbrook, R ERA: 4.32											7.0	W	25	4	2	2	9	2	0	0	0	0	1	69	114	2.57	0.857	
53 Rafael Perez, L ERA: 1.69											0.2		4	2	0	0	1	0	0	0	0	0	0	10	16	0.00	3.000	
63 Rafael Betancourt, R ERA: 1.41											1.1	S	4	0	0	0	3	0	0	0	0	0	0	15	21	0.00	0.000	
Batter	1	2	3	4	5	6	7	8	9	AB	R	H	RBI	BB	SO	LOB	BOTTOM											
24 Grady Sizemore, L OBP: 0.389, SLG: 0.464										4	1	4	2	1	0	0												
13 Asdrúbal Cabrera, S OBP: 0.342, SLG: 0.440										4	0	1	1	0	1	5												
48 Travis Hafner, L OBP: 0.377, SLG: 0.441											4	0	1	0	0	1	2											
41 Victor Martinez, S OBP: 0.373, SLG: 0.505											3	0	0	0	1	0	2											
25 Ryan Garko, R OBP: 0.361, SLG: 0.480											2	1	0	0	2	1	2											
2 Jhonny Peralta, R OBP: 0.340, SLG: 0.436											4	2	2	0	0	1	1											
Jason Michaels, R OBP: 0.327, SLG: 0.409										3	1	1	1	1	0	1												
Franklin Gutierrez, R OBP: 0.325, SLG: 0.492											2	0	0	0	1	0	2											
Casey Blake, R OBP: 0.336, SLG: 0.436											4	1	1	2	0	2	3											
Inning Stats	R: 0 E: 0 K: 1 S: 7	H: 1 LOB: 1 BB: 0 P: 10	R: 2 E: 0 K: 2 S: 13	H: 2 LOB: 2 BB: 2 P: 24	R: 0 E: 0 K: 0 S: 7	H: 0 LOB: 0 BB: 0 P: 9	R: 4 E: 0 K: 1 S: 25	H: 5 LOB: 2 BB: 1 P: 39	R: 0 E: 0 K: 1 S: 7	H: 0 LOB: 0 BB: 0 P: 11	R: 0 E: 0 K: 1 S: 7	H: 1 LOB: 0 BB: 0 P: 8	R: 0 E: 0 K: 0 S: 5	H: 1 LOB: 1 BB: 1 P: 10	R: 0 E: 0 K: 0 S: 6	H: 0 LOB: 2 BB: 2 P: 16	1B: 8 2B: 1 3B: 1 HR: 0	SF: 0 SAC: 0 DP: 2 HBP: 0	WP: 1 PB: 0 SB: 0 CS: 0	PA: 38								
PITCHER	IP WLS BF H R ER SO BB IBB HBP BLK WP HR S P ERA WHIP	3.1 L 20 7 0 0 0 3 0 1 0 0 0 0 0 16 29 0.00 0.000	2.0 7 0 0 0 3 0 1 0 0 0 0 0 8 9 0.00 1.500	1.1 7 0 0 0 0 2 1 0 0 0 0 0 7 21 0.00 1.500	PITCHER										IP WLS BF H R ER SO BB IBB HBP BLK WP HR S P ERA WHIP													
51 Dallas Braden, L ERA: 6.88											3.1	L	20	7	0	0	0	3	0	1	0	0	0	0	16	29	0.00	0.000
44 Santiago Casilla, R ERA: 4.44											2.0		7	0	0	0	3	0	1	0	0	0	0	0	8	9	0.00	1.500
25 Lenny DiNardo, L ERA: 4.14											1.1		7	0	0	0	0	2	1	0	0	0	0	0	7	21	0.00	1.500
59 Andrew Brown, R ERA: 4.38											1.1		7	0	0	0	0	2	1	0	0	0	0	0	7	21	0.00	1.500

Oakland Athletics @ Cleveland Indians
Jacobs Field, Cleveland, OH
Sun Sep 23 2007, 1:05 PM EDT
Att: 40,250 - Sunny - 72 F

AB	31
R	2
H	6
RBI	2
BB	2
SO	13
LOB	11



Oakland Athletics @ Cleveland Indians
Jacobs Field, Cleveland, OH
Sun Sep 23 2007, 1:05 PM EDT
Att: 40,250 - Sunny - 72 F

AB	30
R	6
H	10
RBI	6
BB	6
SO	6
LOB	18



Batter	1	2	3	4	5	6	7	8	9	10	AB	R	H	RBI	BB	SO	LOB	TOP									
Franklin Gutierrez, R OBP: 0.319, SLG: 0.482	F7		L9			SH1-3		F8		K	4	0	0	0	0	1	2	Cleveland Indians @ Seattle Mariners Safeco Field, Seattle, WA Wed Sep 26 2007, 4:10 PM PDT Att: 26,825 - Clear - 60 F									
Chris Gomez, R OBP: 0.336, SLG: 0.388	L8			K		G6-3					4	0	1	0	0	1	1										
2 Jhonny Peralta, R OBP: 0.340, SLG: 0.432	G5-3										2	0	0	0	2	1	1										
25 Ryan Garko, R OBP: 0.304, SLG: 0.490											4	1	1	1	0	1	4										
Jason Michaels, R OBP: 0.324, SLG: 0.401											4	0	0	0	0	1	1										
Tret Nixon, L OBP: 0.342, SLG: 0.336											3	0	0	0	0	1	0										
24 Grady Sizemore, L OBP: 0.391, SLG: 0.464											1	0	1	0	0	0	0										
10 Kelly Shoppach, R OBP: 0.305, SLG: 0.468											4	1	1	1	0	2	1										
29 Josh Barfield, R OBP: 0.269, SLG: 0.321											3	0	0	0	0	1	0										
13 Asdrubal Cabrera, S OBP: 0.352, SLG: 0.438											0	0	0	0	1	0	0										
30 Andy Marte, R OBP: 0.228, SLG: 0.296											2	0	0	0	1	0	0										
48 Travis Hafner, L OBP: 0.320, SLG: 0.442											1	0	0	0	0	1	2										
Casey Blake, R OBP: 0.337, SLG: 0.438											0	0	0	0	0	0	0										
Inning Stats	R: 0 E: 0 K: 0 S: 8	H: 0 LOB: 0 BB: 0 P: 12	R: 1 E: 0 K: 2 S: 10	H: 1 LOB: 0 BB: 0 P: 16	R: 0 E: 0 K: 1 S: 12	H: 0 LOB: 0 BB: 0 P: 18	R: 0 E: 0 K: 1 S: 9	H: 0 LOB: 0 BB: 0 P: 19	R: 1 E: 0 K: 1 S: 9	H: 1 LOB: 0 BB: 0 P: 14	R: 0 E: 0 K: 1 S: 9	H: 0 LOB: 2 BB: 2 P: 21	R: 0 E: 0 K: 1 S: 7	H: 0 LOB: 0 BB: 0 P: 10	R: 0 E: 0 K: 0 S: 6	H: 0 LOB: 0 BB: 0 P: 9	R: 0 E: 0 K: 1 S: 7	H: 1 LOB: 1 BB: 0 P: 13	R: 0 E: 0 K: 3 S: 15	H: 1 LOB: 2 BB: 1 P: 26	1B: 2 2B: 0 3B: 0 HR: 2	SF: 0 SAC: 1 DP: 0 HBP: 0	WP: 0 PB: 0 SB: 0 CS: 1	PA: 38			
PITCHER	IP 6.0	WLS 22	BF 2	H 2	R 2	ER 2	SO 5	BB 3	IBB 0	HBP 0	BLK 0	WP 0	HR 2	S 57	P 100	ERA 3.00	WHIP 0.833										
56 Jarrod Washburn, L (1.1)	3.0	10	1	0	0	2	0	0	0	0	0	0	0	20	32	0.00	0.333										
46 Sean White, R (7.1)	1.0	5	1	0	0	3	1	0	0	0	0	0	0	15	26	0.00	2.000										
20 J.J. Putz, R (10.1)																											

AB	32
R	2
H	4
RBI	2
BB	4
SO	10
LOB	12



Batter	1	2	3	4	5	6	7	8	9	10	AB	R	H	RBI	BB	SO	LOB	BOTTOM										
51 Ichiro Suzuki, L OBP: 0.396, SLG: 0.432			K							G4-3	5	1	3	0	0	1	0	Cleveland Indians @ Seattle Mariners Safeco Field, Seattle, WA Wed Sep 26 2007, 4:10 PM PDT Att: 26,825 - Clear - 60 F										
16 Willie Bloomquist, R OBP: 0.322, SLG: 0.335											3	0	1	0	0	0	1											
Ben Broussard, L (R, PH) OBP: 0.328, SLG: 0.404			F7								1	0	1	0	1	0	0											
32 Rob Johnson, R OBP: 0.333, SLG: 0.333											0	1	0	0	0	0	0											
Jose Guillen, R OBP: 0.352, SLG: 0.456											3	0	1	1	1	0	0											
29 Adrian Beltré, R OBP: 0.322, SLG: 0.490											5	0	0	0	0	2	5											
12 Michael Morse, R OBP: 0.778, SLG: 1.000											5	0	3	1	0	2	1											
Jose Vidro, S OBP: 0.382, SLG: 0.396											3	0	0	0	1	2	1											
Adam Jones, R OBP: 0.299, SLG: 0.371											3	0	0	0	0	3	3											
8 Jeremy Reed, L (9, PH) OBP: 0.176, SLG: 0.294											1	0	0	0	0	0	0											
Jamie Burke, R OBP: 0.361, SLG: 0.369											2	0	0	0	1	0	2											
9 Jeff Clement, L OBP: 0.333, SLG: 1.000											1	1	1	1	0	0	0											
2 Kenji Johjima, R OBP: 0.327, SLG: 0.440											0	0	0	0	0	0	0											
Nick Green, R (1.4)											2	0	0	0	0	0	2											
Raul Ibanez, L (7, PH) OBP: 0.347, SLG: 0.475											1	0	0	0	0	0	1											
4 Jose Lopez, R OBP: 0.284, SLG: 0.348											1	0	0	0	0	0	0											
Inning Stats	R: 0 E: 0 K: 1 S: 10	H: 2 LOB: 1 BB: 1 P: 20	R: 0 E: 0 K: 1 S: 10	H: 1 LOB: 2 BB: 1 P: 19	R: 0 E: 0 K: 1 S: 10	H: 0 LOB: 0 BB: 0 P: 13	R: 0 E: 1 K: 2 S: 8	H: 1 LOB: 1 BB: 0 P: 12	R: 0 E: 0 K: 0 S: 10	H: 1 LOB: 1 BB: 0 P: 14	R: 0 E: 0 K: 1 S: 10	H: 0 LOB: 0 BB: 0 P: 15	R: 0 E: 0 K: 1 S: 9	H: 0 LOB: 1 BB: 1 P: 14	R: 1 E: 0 K: 2 S: 12	H: 2 LOB: 1 BB: 0 P: 18	R: 1 E: 0 K: 1 S: 10	H: 1 LOB: 0 BB: 0 P: 16	R: 1 E: 0 K: 0 S: 8	H: 2 LOB: 2 BB: 1 P: 15	1B: 7 2B: 2 3B: 0 HR: 1	SF: 1 SAC: 0 DP: 0 HBP: 0	WP: 0 PB: 0 SB: 0 CS: 2	PA: 41				
PITCHER	IP 5.0	WLS 7	BF 20	H 5	R 0	ER 0	SO 5	BB 2	IBB 0	HBP 0	BLK 0	WP 0	HR 0	S 48	P 78	ERA 0.00	WHIP 0.500											
45 Jeremy Sowers, L (1.1)	2.0	7	0	0	0	2	1	0	0	0	0	0	0	19	29	0.00	0.500											
50 Jensen Lewis, R (8.1)	1.0	4	2	1	1	2	0	0	0	0	0	0	0	12	18	9.00	2.000											
63 Rafael Betancourt, R (8.1)	1.0	B	5	1	1	1	0	0	0	0	0	0	0	1	10	16	9.00	1.000										
47 Jose Borowski, R (8.1)	0.2	L	5	2	1	1	0	1	0	0	0	0	0	8	15	13.50	4.500											
Aaron Fultz, L (10.1)																												

AB	36
R	3
H	10
RBI	3
BB	4
SO	10
LOB	16



Batter	1	2	3	4	5	6	7	8	9	AB	R	H	RBI	BB	SO	LOB	TOP										
51 Ichiro Suzuki, L (1, 8) Adam Jones, R (6, 8) OBP: 0.394, SLG: 0.429 OBP: 0.313, SLG: 0.390	G6-3		G6-3			K	FC4-6			3	0	0	0	0	1	0	3										
29 Adrian Beltré, R (1, 5) 12 Michael Morse, R (6, 5) OBP: 1.000, SLG: 1.333	G3-1		L4			G6-3		HBP		3	0	0	0	0	0	0	0										
Raul Ibanez, L (1, 10) 9 Jeff Clement, L (6, PH) OBP: 0.200, SLG: 0.400	HR		F8			G6-3		2B		3	1	1	0	0	0	0	0										
Jose Guillen, R (1, 9) 50 Vladimir Valentin, R (6, 9) OBP: 0.352, SLG: 0.456 OBP: 0.500, SLG: 2.000	HR				K		HR	SF9		2	1	1	2	0	1	0	0										
Ben Broussard, L (1, 3)	L3		G6-3			G6-3	HR	F8		4	0	1	0	0	0	1	0										
2 Kenji Johjima, R (1, 2) 32 Rob Johnson, R (6, 2) OBP: 0.327, SLG: 0.440 OBP: 0.333, SLG: 0.333		G3			G4-3			F8		2	0	1	0	0	0	0	0										
8 Jeremy Reed, L (1, 7)		G3				K		F8		4	0	0	0	0	1	3	0										
4 Jose Lopez, R (1, 4) OBP: 0.285, SLG: 0.348		G5-3			G6-3			P4		4	0	1	0	0	0	1	0										
16 Willie Bloomquist, R (1, 6) Nick Green, R (9, PH)		G4-3			G4-3			L9		3	0	0	0	0	1	4	0										
Inning Stats	R: 2 H: 2 E: 0 K: 0 S: 15	H: 2 LOB: 0 BB: 0 P: 23	R: 0 H: 1 E: 0 K: 0 S: 9	H: 1 LOB: 1 BB: 0 P: 16	R: 0 H: 0 E: 0 K: 0 S: 7	H: 0 LOB: 0 BB: 0 P: 8	R: 0 H: 0 E: 0 K: 1 S: 12	H: 0 LOB: 0 BB: 0 P: 18	R: 0 H: 0 E: 0 K: 1 S: 7	H: 0 LOB: 0 BB: 0 P: 10	R: 0 H: 0 E: 0 K: 1 S: 9	H: 0 LOB: 3 BB: 0 P: 12	R: 1 H: 4 E: 0 K: 1 S: 19	H: 1 LOB: 1 BB: 0 P: 25	R: 0 H: 0 E: 0 K: 0 S: 5	H: 0 LOB: 0 BB: 0 P: 9	1B: 5 2B: 1 3B: 0 HR: 2	SF: 1 SAC: 0 DP: 0 HBP: 1	WP: 0 PB: 0 SB: 0 CS: 0	PA: 36							
PITCHER	IP	WLS	BF	H	R	ER	SO	BB	IBB	HBP	BLK	WP	HR	S	P	ERA	WHIP										
55 Roberto Hernandez, R (1, 1) ERA: 3.06	7.0	W	28	7	3	3	4	0	0	0	0	0	2	78	112	3.86	1.000										
40 Tom Mastny, R (8, 1) ERA: 4.66	1.0		5	1	1	1	0	0	0	1	0	0	0	12	16	9.00	1.000										
44 Mike Koplove, R (9, 1) ERA: 6.0	1.0		3	0	0	0	0	0	0	0	0	0	0	5	9	0.00	0.000										

Seattle Mariners @ Cleveland Indians
Safeco Field, Seattle, WA
Wed Sep 26 2007, 4:05 PM PDT
Clear - 62 F

AB 34
R 4
H 8
RBI 4
BB 0
SO 4
LOB 13



Batter	1	2	3	4	5	6	7	8	9	AB	R	H	RBI	BB	SO	LOB	BOTTOM										
24 Grady Sizemore, L (1, 8) OBP: 0.390, SLG: 0.463	BB					G3				3	1	2	0	2	0	1	0										
13 Adrián Cabrera, S (1, 6) OBP: 0.346, SLG: 0.433	F9					F7				5	0	2	1	0	0	3	0										
48 Travis Hafner, L (1, 10) 20 David Delucci, L (7, PH) OBP: 0.337, SLG: 0.443 OBP: 0.299, SLG: 0.386	G6-4-3					K		FC3-6		4	1	2	0	0	1	3	0										
41 Victor Martinez, S (1, 2) OBP: 0.374, SLG: 0.507	G6-4-3		G4-3			G5-4-3				3	2	0	1	2	0	4	0										
25 Ryan Garko, R (1, 3) OBP: 0.365, SLG: 0.486	L7							F8		4	2	2	1	0	0	0	0										
Jason Michaels, R (1, 9) OBP: 0.329, SLG: 0.407						L6		G5-3		4	2	1	1	1	0	4	0										
Casey Blake, R (1, 5) 30 Andy Marte, R (6, 5) OBP: 0.222, SLG: 0.308						SF7		G1-5-3		3	1	2	2	0	0	2	0										
12 Ben Francisco, R (1, 7) OBP: 0.302, SLG: 0.492	G5-3					K				5	1	2	2	0	2	5	0										
11 Luis Rivas, R (1, 4) OBP: 0.500, SLG: 1.333						G5-3		P3		5	2	3	4	0	0	2	0										
Inning Stats	R: 0 H: 1 E: 0 K: 0 S: 12	H: 1 LOB: 1 BB: 1 P: 21	R: 0 H: 1 E: 0 K: 0 S: 7	H: 1 LOB: 1 BB: 1 P: 13	R: 8 H: 9 E: 0 K: 0 S: 26	H: 9 LOB: 2 BB: 1 P: 38	R: 1 H: 1 E: 0 K: 1 S: 13	H: 1 LOB: 1 BB: 1 P: 21	R: 0 H: 1 E: 0 K: 1 S: 7	H: 1 LOB: 1 BB: 0 P: 12	R: 3 H: 1 E: 1 K: 1 S: 15	H: 1 LOB: 1 BB: 1 P: 25	R: 0 H: 1 E: 0 K: 0 S: 9	H: 2 LOB: 2 BB: 0 P: 15	R: 0 H: 2 E: 0 K: 0 S: 12	H: 2 LOB: 2 BB: 0 P: 18	1B: 12 2B: 3 3B: 1 HR: 1	SF: 1 SAC: 0 DP: 3 HBP: 1	WP: 0 PB: 0 SB: 0 CS: 0	PA: 45							
PITCHER	IP	WLS	BF	H	R	ER	SO	BB	IBB	HBP	BLK	WP	HR	S	P	ERA	WHIP										
31 Ryan Feierabend, L (1, 1) ERA: 8.03	2.2	L	16	8	6	6	0	2	0	0	0	0	1	37	57	20.25	3.750										
Jorge Campillo, R (3, 1) ERA: 6.75	2.2		18	5	6	4	2	3	0	1	0	0	0	35	63	13.50	3.000										
John Parrish, L (6, 1) ERA: 5.71	2.2		11	4	0	0	1	0	0	0	0	0	0	29	43	0.00	1.500										

Seattle Mariners @ Cleveland Indians
Safeco Field, Seattle, WA
Wed Sep 26 2007, 4:05 PM PDT
Clear - 62 F

AB 38
R 12
H 17
RBI 12
BB 5
SO 3
LOB 25



Batter	1	2	3	4	5	6	7	8	9	AB	R	H	RBI	BB	SO	LOB	TOP			
24 Grady Sizemore, L (1, 8) OBP: 0.393, SLG: 0.466	F9		2B			P5			PO	4	0	2	0	0	0	0				
Chris Gomez, R (1, 3) OBP: 0.330, SLG: 0.381	G4-3		P4			F9			PO	4	0	0	0	0	0	3				
13 Adrúbal Cabrera, S (1, 6) OBP: 0.343, SLG: 0.427	F9		F8			G3-1			G4-3	4	0	0	0	0	0	1				
48 Travis Hafner, L (1, 10) OBP: 0.382, SLG: 0.443		K				G4-3			G4-6-3	3	0	2	0	1	1	0				
Franklin Gutierrez, R (1, 9) OBP: 0.322, SLG: 0.483		CS				G4-3			G4-6-3	4	0	2	0	0	0	2				
Casey Blake, R (1, 5) OBP: 0.336, SLG: 0.437		1B				F8			K	4	1	1	0	0	1	3				
Kenny Lofton, L (1, 7) OBP: 0.369, SLG: 0.413		1B				P6			10 2B	4	1	2	1	0	0	2				
10 Kelly Shoppach, R (1, 2) OBP: 0.304, SLG: 0.468		G5-3				K			2B	4	0	1	1	0	2	3				
11 Luis Rivas, R (1, 4) OBP: 0.375, SLG: 1.000						F8			K	2	0	0	0	0	0	0				
Trot Nixon, L (7, PH) OBP: 0.344, SLG: 0.338						G6-3			K	1	0	1	0	0	0	0				
29 Josh Barfield, R (7, PR) OBP: 0.269, SLG: 0.321									K	0	0	0	0	0	0	0				
25 Ryan Garko, R (9, PH) OBP: 0.363, SLG: 0.489									K	1	0	0	0	0	1	1				
Inning Stats	R: 0 E: 0 K: 0 S: 8	H: 0 LOB: 0 BB: 0 P: 11	R: 1 E: 0 K: 1 S: 9	H: 3 LOB: 1 BB: 0 P: 17	R: 0 E: 0 K: 1 S: 9	H: 1 LOB: 1 BB: 0 P: 10	R: 0 E: 0 K: 1 S: 12	H: 2 LOB: 2 BB: 0 P: 19	R: 0 E: 0 K: 0 S: 14	H: 1 LOB: 1 BB: 0 P: 23	R: 0 E: 0 K: 1 S: 14	H: 2 LOB: 2 BB: 0 P: 21	R: 0 E: 0 K: 0 S: 7	H: 0 LOB: 0 BB: 1 P: 16	R: 1 E: 0 K: 2 S: 14	H: 2 LOB: 1 BB: 0 P: 19	1B: 7 2B: 3 3B: 1 HR: 0	SF: 0 SAC: 0 DP: 1 HBP: 1	WP: 0 PB: 0 SB: 0 CS: 1	PA: 38
PITCHER	IP WLS BF H R ER SO BB IBB HBP BLK WP HR S P ERA WHIP																			
Cha Seung Baek, R (1, 1) ERA: 5.15	6.0 W 24 7 1 1 2 0 0 0 0 0 0 0 60 91 1.50 1.167																			
Sean Green, R (7, 1) ERA: 3.9	2.0 H 8 2 0 0 1 1 0 0 0 0 0 0 21 37 0.00 1.500																			
35 Brandon Morrow, R (9, 1) ERA: 4.12	0.2 H 4 2 1 1 2 0 0 0 0 0 0 0 12 14 13.50 3.000																			
George Sherrill, L (9, 1) ERA: 2.36	0.1 S 1 0 0 0 0 0 0 0 1 0 0 0 2 5 0.00 0.000																			

Cleveland Indians @ Seattle Mariners
Safeco Field, Seattle, WA
Thu Sep 27 2007, 7:05 PM PDT
Att: 21,306 - Roof Closed - 62 F

AB 35
R 2
H 11
RBI 2
BB 1
SO 5
LOB 15



Batter	1	2	3	4	5	6	7	8	9	AB	R	H	RBI	BB	SO	LOB	BOTTOM			
51 Ichiro Suzuki, L (1, 8) OBP: 0.395, SLG: 0.431	K		P5			29 FC6-4			L9	4	0	1	0	0	1	2				
29 Adrián Beltré, R (1, 5) OBP: 0.321, SLG: 0.488	L9		F9			FC6-4			G4-3	4	0	1	0	0	0	2				
Raul Ibanez, L (1, 7) OBP: 0.348, SLG: 0.475						P5			G4-3	4	1	2	0	0	0	3				
Adam Jones, R (8, 7) OBP: 0.299, SLG: 0.371	HR								G4-3	0	0	0	0	0	0	0				
Jose Guillen, R (1, 9) OBP: 0.351, SLG: 0.460	HR		F8			F9			K	4	1	1	2	0	1	5				
Ben Broussard, L (1, 3) OBP: 0.327, SLG: 0.402	G3-1					G3			P4	4	0	1	0	0	0	0				
2 Kenji Johjima, R (1, 2) OBP: 0.325, SLG: 0.436		F8				G5-3			G3-1	4	0	0	0	0	0	1				
9 Jeff Clement, L (1, 10) OBP: 0.400, SLG: 0.800		F8				4 HR			K	4	1	2	0	0	1	0				
4 Jose Lopez, R (1, 4) OBP: 0.285, SLG: 0.353		K				HR			G5-3	3	1	1	2	0	1	2				
16 Willie Bloomquist, R (1, 6) OBP: 0.328, SLG: 0.341			1B			L8			G4-3	3	0	2	0	0	0	0				
Inning Stats	R: 2 E: 0 K: 1 S: 16	H: 2 LOB: 0 BB: 0 P: 26	R: 0 E: 0 K: 1 S: 5	H: 0 LOB: 0 BB: 0 P: 9	R: 0 E: 0 K: 0 S: 12	H: 2 LOB: 2 BB: 0 P: 15	R: 2 E: 0 K: 0 S: 8	H: 2 LOB: 0 BB: 0 P: 13	R: 0 E: 0 K: 0 S: 6	H: 1 LOB: 1 BB: 0 P: 11	R: 0 E: 0 K: 0 S: 7	H: 2 LOB: 1 BB: 0 P: 9	R: 0 E: 0 K: 1 S: 15	H: 2 LOB: 2 BB: 0 P: 20	R: 0 E: 0 K: 1 S: 7	H: 0 LOB: 0 BB: 0 P: 8	1B: 9 2B: 0 3B: 0 HR: 2	SF: 0 SAC: 0 DP: 1 HBP: 0	WP: 0 PB: 0 SB: 0 CS: 0	PA: 34
PITCHER	IP WLS BF H R ER SO BB IBB HBP BLK WP HR S P ERA WHIP																			
Paul Byrd, R (1, 1) ERA: 4.59	6.1 L 29 11 4 4 2 0 0 0 0 0 0 0 13 15 0.00 0.000																			
31 Cliff Lee, L (7, 1) ERA: 6.29	1.2 5 0 0 0 2 0 0 0 0 0 0 0 13 15 0.00 0.000																			

Cleveland Indians @ Seattle Mariners
Safeco Field, Seattle, WA
Thu Sep 27 2007, 7:05 PM PDT
Att: 21,306 - Roof Closed - 62 F

AB 34
R 4
H 11
RBI 4
BB 0
SO 4
LOB 15



Batter	1	2	3	4	5	6	7	8	9	AB	R	H	RBI	BB	SO	LOB	TOP			
18 Johnny Damon, L (1.7) OBP: 0.400, SLG: 1.000										4	1	1	1	1	2	1	New York Yankees @ Cleveland Indians Jacobs Field, Cleveland, OH Thu Oct 04 2007, 6:30 PM EDT Att. 44,608 - Clear - 73 F livebaseballscorecards.com			
2 Derek Jeter, R (1.6)										4	0	0	0	0	1	2				
Bobby Abreu, L (1.9) OBP: 0.750, SLG: 1.000										2	0	1	1	2	1	0				
13 Alex Rodriguez, R (1.5)										2	0	0	0	2	0	1				
20 Jorge Posada, S (1.2)										4	0	0	0	0	2	5				
55 Hideki Matsui, L (1.10)										4	0	0	0	0	2	5				
24 Robinson Cano, L (1.4) OBP: 0.500, SLG: 1.333										3	1	1	1	1	1	0				
28 Melky Cabrera, S (1.8)										4	0	0	0	0	1	1				
Doug Mientkiewicz, L (1.3) 17 Shelley Duncan, R (5. PH) OBP: 0.500, SLG: 0.500										1	0	0	0	0	0	1				
Jason Giambi, L (9. PH) OBP: 1.000, SLG: 1.000										2	1	1	0	0	1	0				
Inning Stats	R: 1 E: 0 K: 1 S: 18	H: 1 LOB: 2 BB: 2 P: 33	R: 0 E: 0 K: 0 S: 7	H: 0 LOB: 0 BB: 1 P: 16	R: 0 E: 0 K: 2 S: 12	H: 0 LOB: 1 BB: 1 P: 19	R: 1 E: 0 K: 1 S: 10	H: 1 LOB: 0 BB: 0 P: 12	R: 1 E: 0 K: 1 S: 15	H: 2 LOB: 3 BB: 2 P: 34	R: 0 E: 0 K: 2 S: 13	H: 0 LOB: 0 BB: 0 P: 20	R: 0 E: 0 K: 2 S: 8	H: 0 LOB: 0 BB: 0 P: 11	R: 0 E: 0 K: 1 S: 7	H: 1 LOB: 0 BB: 0 P: 22	1B: 2 2B: 1 3B: 0 HR: 2	SF: 0 SAC: 0 DP: 0 HBP: 0	WP: 0 PB: 0 SB: 0 CS: 1	PA: 38
PITCHER	IP WLS BF H R ER SO BB IBB HBP BLK WP HR S P ERA WHIP																			
CC Sabathia, L (1.1) ERA: 5.4	5.0 W 24 4 3 3 5 5 1 0 0 0 2 62 114 5.40 1.800																			
53 Rafael Perez, L (6.1) ERA:	2.0 6 0 0 0 4 0 0 0 0 0 0 21 31 0.00 0.000																			
50 Jensen Lewis, R (8.1) ERA:	1.0 3 0 0 0 1 0 0 0 0 0 0 7 8 0.00 0.000																			
63 Rafael Betancourt, R (9.1) ERA:	1.0 4 1 0 0 1 0 0 0 0 0 0 15 22 0.00 1.000																			


Batter	1	2	3	4	5	6	7	8	9	AB	R	H	RBI	BB	SO	LOB	BOTTOM			
24 Grady Sizemore, L (1.8) OBP: 0.400, SLG: 0.250										4	0	1	0	0	1	2	New York Yankees @ Cleveland Indians Jacobs Field, Cleveland, OH Thu Oct 04 2007, 6:30 PM EDT Att. 44,608 - Clear - 73 F livebaseballscorecards.com			
13 Asdrubal Cabrera, S (1.4) OBP: 0.400, SLG: 1.000										4	2	1	1	1	1	1				
48 Travis Hafner, L (1.10) OBP: 0.400, SLG: 1.000										4	2	1	1	1	0	1				
41 Victor Martinez, S (1.2) OBP: 0.600, SLG: 1.400										5	2	3	2	0	0	0				
25 Ryan Garko, R (1.3) OBP: 0.800, SLG: 1.500										4	3	3	2	0	0	0				
2 Jhonny Peralta, R (1.6) OBP: 0.400, SLG: 0.500										4	1	1	0	1	0	3				
Kenny Lofton, L (1.7) OBP: 0.750, SLG: 1.000										4	1	3	4	0	0	0				
Franklin Gutierrez, R (1.9)										2	1	0	0	2	0	2				
Casey Blake, R (1.5) OBP: 0.250, SLG: 0.500										4	0	1	2	0	2	1				
Inning Stats	R: 3 E: 0 K: 0 S: 18	H: 3 LOB: 2 BB: 2 P: 29	R: 0 E: 0 K: 1 S: 8	H: 1 LOB: 0 BB: 0 P: 12	R: 1 E: 0 K: 0 S: 10	H: 2 LOB: 1 BB: 1 P: 16	R: 0 E: 0 K: 1 S: 11	H: 0 LOB: 1 BB: 1 P: 19	R: 5 E: 0 K: 0 S: 18	H: 4 LOB: 1 BB: 2 P: 30	R: 2 E: 0 K: 0 S: 12	H: 3 LOB: 2 BB: 0 P: 20	R: 0 E: 0 K: 2 S: 12	H: 0 LOB: 0 BB: 0 P: 16	R: 1 E: 0 K: 0 S: 12	H: 1 LOB: 0 BB: 0 P: 15		1B: 6 2B: 4 3B: 0 HR: 4	SF: 0 SAC: 0 DP: 1 HBP: 2	WP: 0 PB: 0 SB: 1 CS: 1
PITCHER	IP WLS BF H R ER SO BB IBB HBP BLK WP HR S P ERA WHIP																			
40 Chien-Ming Wang, R (1.1) ERA: 15.43	4.2 L 25 4 3 8 2 4 0 1 0 0 0 1 58 94 15.43 2.786																			
39 Ross Ohlendorf, R (5.1) ERA: 27.0	1.0 9 4 3 3 0 1 0 1 0 0 0 1 17 28 27.00 5.000																			
41 Jose Veras, R (6.1) ERA:	0.1 1 0 0 0 0 0 0 0 0 0 0 0 2 4 0.00 0.000																			
34 Phil Hughes, R (7.1) ERA: 4.5	2.0 7 1 1 1 2 0 0 0 0 0 0 1 24 31 4.50 0.500																			

Batter	1	2	3	4	5	6	7	8	9	10	11	AB	R	H	RBI	BB	SO	LOB	TOP	
18 Johnny Damon, L OBP: 0.260, SLG: 0.444 Bronson Sardinha, L	F7		G1-3			G1-3			G4-3		K	5	0	0	0	0	1	0		
2 Derek Jeter, R OBP: 0.125, SLG: 0.125	K					G6-3			K			4	0	1	0	0	2	0		
Bobby Abreu, L OBP: 0.500, SLG: 0.500	G1-3					G3			E4			4	0	1	0	0	0	1		
13 Alex Rodriguez, R		P4				K			K			4	0	0	0	0	3	3		
55 Hideki Matsui, L		BB				G3			FC3-6			3	0	0	0	1	0	2		
20 Jorge Posada, S		G4-6-3				BB			L8			3	0	0	0	1	0	2		
24 Robinson Cano, L OBP: 0.250, SLG: 0.571			G4-3			G6-3			G1-3			4	0	0	0	0	0	1		
28 Melky Cabrera, S OBP: 0.125, SLG: 0.500						G4-3			G1-3			4	1	1	1	0	0	0		
Doug Mientkiewicz, L 17 Shelley Duncan, R OBP: 0.333, SLG: 0.333			HR			F8			G4-3			3	0	0	0	0	0	0		
						G3			G4-3			1	0	0	0	0	0	0		
Inning Stats	R: 0 E: 0 K: 1 S: 9	H: 0 LOB: 0 BB: 0 P: 11	R: 0 E: 0 K: 0 S: 7	H: 0 LOB: 0 BB: 1 P: 14	R: 1 E: 0 K: 0 S: 11	H: 1 LOB: 0 BB: 0 P: 17	R: 0 E: 0 K: 1 S: 8	H: 1 LOB: 1 BB: 0 P: 12	R: 0 E: 0 K: 0 S: 7	H: 0 LOB: 0 BB: 0 P: 9	R: 0 E: 0 K: 0 S: 7	H: 1 LOB: 1 BB: 0 P: 17	R: 0 E: 0 K: 1 S: 10	H: 0 LOB: 0 BB: 0 P: 9	R: 0 E: 0 K: 1 S: 10	H: 0 LOB: 0 BB: 0 P: 14	1B: 2 2B: 0 3B: 0 HR: 1	SF: 0 SAC: 0 DP: 2 HBP: 0	WP: 0 PB: 0 SB: 1 CS: 0	PA: 37
PITCHER	IP 9.0	WLS 31	BF 6	H 0	R 0	ER 0	SO 1	BB 0	IBB 0	HBP 0	BLK 0	WP 0	HR 0	S 17	P 23	ERA 0.00	WHIP 0.000			

New York Yankees @ Cleveland Indians
Jacobs Field, Cleveland, OH
Fri Oct 05 2007, 5:00 PM EDT
Att. 44,732 - Party Cloudy - 81 F

livebaseballscorecards.com

AB 35
R 1
H 3
RBI 1
BB 2
SO 6
LOB 9




Batter	1	2	3	4	5	6	7	8	9	10	11	AB	R	H	RBI	BB	SO	LOB	BOTTOM	
24 Grady Sizemore, L OBP: 0.545, SLG: 0.625	G3					CS						4	1	2	0	2	1	1		
13 Adrobal Cabrera, S OBP: 0.222, SLG: 0.500	G4-6-3					K			G1-3			4	0	0	0	0	1	6		
48 Travis Hafner, L OBP: 0.364, SLG: 0.600	K					G1-4-3			K			6	0	2	1	0	2	3		
41 Victor Martinez, S OBP: 0.500, SLG: 0.875		P2				G1-4-3			K			3	0	0	0	1	1	2		
25 Ryan Garko, R OBP: 0.600, SLG: 0.857		G6-3				G6-3			P3			3	0	0	0	1	0	1		
2 Jhonny Peralta, R OBP: 0.400, SLG: 0.500						K			BB			4	0	1	0	1	3	6		
Kenny Lofton, L OBP: 0.778, SLG: 0.857									BB			3	1	2	0	2	0	0		
Jason Michaels, R ERA: 5.4 Franklin Gutierrez, R OBP: 0.429, SLG: 0.200						SH2-3						1	0	1	0	0	0	0		
Casey Blake, R OBP: 0.125, SLG: 0.250						SH2-3			K			3	0	1	0	0	2	2		
						G4-3			F9			4	0	0	0	0	0	4		
Inning Stats	R: 0 E: 0 K: 1 S: 7	H: 1 LOB: 0 BB: 0 P: 8	R: 0 E: 0 K: 0 S: 10	H: 1 LOB: 2 BB: 1 P: 21	R: 0 E: 0 K: 1 S: 9	H: 1 LOB: 1 BB: 0 P: 14	R: 0 E: 0 K: 1 S: 11	H: 1 LOB: 1 BB: 0 P: 18	R: 0 E: 0 K: 2 S: 8	H: 1 LOB: 2 BB: 1 P: 10	R: 1 E: 0 K: 1 S: 7	H: 0 LOB: 2 BB: 2 P: 20	R: 0 E: 0 K: 2 S: 18	H: 0 LOB: 3 BB: 1 P: 30	R: 1 E: 0 K: 0 S: 11	H: 2 LOB: 3 BB: 2 P: 25	1B: 6 2B: 2 3B: 1 HR: 0	SF: 0 SAC: 4 DP: 1 HBP: 2	WP: 2 PB: 1 SB: 1 CS: 1	PA: 49
PITCHER	IP 6.1	WLS 25	BF 8	H 7	R 0	ER 0	SO 5	BB 2	IBB 0	HBP 0	BLK 0	WP 0	HR 0	S 58	P 92	ERA 0.00	WHIP 1.421			

New York Yankees @ Cleveland Indians
Jacobs Field, Cleveland, OH
Fri Oct 05 2007, 5:00 PM EDT
Att. 44,732 - Party Cloudy - 81 F

livebaseballscorecards.com

AB 35
R 2
H 9
RBI 1
BB 7
SO 10
LOB 25



Batter	1	2	3	4	5	6	7	8	9	AB	R	H	RBI	BB	SO	LOB	TOP			
24 Grady Sizemore, L OBP: 0.438, SLG: 0.462	G4-3	1B		K			K		F7	5	0	1	0	0	2	0	Cleveland Indians @ New York Yankees Yankee Stadium, Bronx, NY Sun Oct 07 2007, 6:30 PM EDT Att: 56,358 - Partly Cloudy - 71 F			
13 Asdrúbal Cabrera, S OBP: 0.214, SLG: 0.385	1B	F8			F7		K		K	5	1	1	0	0	2	1				
48 Travis Hafner, L OBP: 0.375, SLG: 0.462	BB			BB	E4		F9		K	3	1	0	0	2	1	0				
41 Victor Martinez, S OBP: 0.429, SLG: 0.667	L7			K			F8		1B	4	0	1	0	0	1	4				
25 Ryan Garko, R OBP: 0.500, SLG: 0.636	1B			G6-3			K		G6-4-3	4	0	1	1	0	1	3				
2 Jhonny Peralta, R OBP: 0.500, SLG: 0.636	FC6			2B					1B	3	1	2	1	1	0	2				
Kenny Lofton, L OBP: 0.615, SLG: 0.636		P6		F7			K		1B	4	0	1	0	0	1	2				
Trot Nixon, L OBP: 0.500, SLG: 1.500		HR		K			F7		1B	4	1	2	2	0	1	1				
Franklin Gutierrez, R OBP: 0.429, SLG: 0.200				K			F7		2B	0	0	0	0	0	0	0				
Casey Blake, R OBP: 0.083, SLG: 0.167	G4-3			F8			L9		F9	4	0	0	0	0	0	3				
Inning Stats	R: 1 E: 0 K: 0 S: 16	H: 2 LOB: 2 BB: 1 P: 27	R: 1 E: 0 K: 0 S: 12	H: 2 LOB: 1 BB: 0 P: 20	R: 1 E: 0 K: 1 S: 13	H: 1 LOB: 1 BB: 1 P: 24	R: 0 E: 0 K: 2 S: 14	H: 0 LOB: 0 BB: 0 P: 21	R: 0 E: 1 K: 1 S: 9	H: 1 LOB: 1 BB: 0 P: 12	R: 0 E: 0 K: 2 S: 10	H: 0 LOB: 0 BB: 0 P: 16	R: 1 E: 0 K: 0 S: 13	H: 3 LOB: 2 BB: 1 P: 22	R: 0 E: 0 K: 2 S: 8	H: 0 LOB: 0 BB: 0 P: 10	1B: 6 2B: 2 3B: 0 HR: 1	SF: 0 SAC: 0 DP: 1 HBP: 0	WP: 1 PB: 0 SB: 1 CS: 0	PA: 39
PITCHER	IP WLS BF H R ER SO	IP WLS BF H R ER SO	IP WLS BF H R ER SO	IP WLS BF H R ER SO	IP WLS BF H R ER SO	IP WLS BF H R ER SO	IP WLS BF H R ER SO	IP WLS BF H R ER SO	IP WLS BF H R ER SO	IP WLS BF H R ER SO	IP WLS BF H R ER SO	IP WLS BF H R ER SO	IP WLS BF H R ER SO	IP WLS BF H R ER SO	IP WLS BF H R ER SO	IP WLS BF H R ER SO	ERA WHIP	ERA WHIP		
22 Roger Clemens, R ERA: 11.57	2.1	3.2	2.0	3.1	2.0	3.3	2.0	1.0	2.0	11.57	2.571									
34 Phil Hughes, R ERA: 1.59	3.1	2.0	2.0	2.0	1.0	4.3	6.0	0.0	0.545											
62 Joba Chamberlain, R ERA: 4.91	7.1	2.0	9.3	1.1	2.2	23.63	4.50	2.000												
42 Mariano Rivera, R ERA:	9.1	1.0	3.0	0.0	0.2	0.0	0.0	0.000												

Batter	1	2	3	4	5	6	7	8	9	AB	R	H	RBI	BB	SO	LOB	BOTTOM			
18 Johnny Damon, L OBP: 0.357, SLG: 0.769	1B				HR		K			4	1	3	4	0	1	1	Cleveland Indians @ New York Yankees Yankee Stadium, Bronx, NY Sun Oct 07 2007, 6:30 PM EDT Att: 56,358 - Partly Cloudy - 71 F			
2 Derek Jeter, R OBP: 0.083, SLG: 0.083	G6-3			G5-4-3		L8		K		4	0	0	0	0	1	3				
Bobby Abreu, L OBP: 0.333, SLG: 0.300	G3-1			G1-3		P6		K		4	0	0	0	0	1	0				
13 Alex Rodriguez, R OBP: 0.333, SLG: 0.200				F7		SH5-4		K		4	1	2	0	0	1	0				
20 Jorge Posada, S OBP: 0.250, SLG: 0.100	G6-4-3			G4-3		SH5-4		BB		3	1	1	0	1	0	1				
Jason Giambi, L OBP: 0.333, SLG: 0.333				G4-3		K		F8		2	0	0	0	0	1	0				
Doug Mientkiewicz, L ERA:						SH5-4				1	0	0	0	0	0	1				
55 Hideki Matsui, L OBP: 0.417, SLG: 0.222				1B		1B		1B		2	3	2	0	2	0	0				
24 Robinson Canó, L OBP: 0.333, SLG: 0.636				G3-1		1B		1B		4	1	2	1	0	0	3				
28 Melky Cabrera, S OBP: 0.167, SLG: 0.417				FC2		1B		G5-3		4	1	1	1	0	0	4				
Inning Stats	R: 0 E: 0 K: 0 S: 7	H: 1 LOB: 0 BB: 0 P: 11	R: 0 E: 0 K: 0 S: 5	H: 1 LOB: 0 BB: 0 P: 10	R: 1 E: 0 K: 0 S: 12	H: 2 LOB: 1 BB: 0 P: 23	R: 0 E: 0 K: 0 S: 7	H: 0 LOB: 0 BB: 0 P: 11	R: 4 E: 0 K: 1 S: 13	H: 4 LOB: 0 BB: 0 P: 19	R: 3 E: 0 K: 1 S: 14	H: 3 LOB: 1 BB: 1 P: 23	R: 0 E: 0 K: 3 S: 10	H: 0 LOB: 0 BB: 0 P: 16	R: 0 E: 0 K: 0 S: 11	H: 0 LOB: 2 BB: 2 P: 20	1B: 9 2B: 1 3B: 0 HR: 1	SF: 0 SAC: 1 DP: 3 HBP: 0	WP: 0 PB: 0 SB: 0 CS: 0	PA: 36
PITCHER	IP WLS BF H R ER SO	IP WLS BF H R ER SO	IP WLS BF H R ER SO	IP WLS BF H R ER SO	IP WLS BF H R ER SO	IP WLS BF H R ER SO	IP WLS BF H R ER SO	IP WLS BF H R ER SO	IP WLS BF H R ER SO	IP WLS BF H R ER SO	IP WLS BF H R ER SO	IP WLS BF H R ER SO	IP WLS BF H R ER SO	IP WLS BF H R ER SO	IP WLS BF H R ER SO	IP WLS BF H R ER SO	ERA WHIP	ERA WHIP		
37 Jake Westbrook, R ERA: 10.8	5.0	2.2	2.0	2.0	1.0	4.8	18.0	0.00	2.000											
Aaron Fultz, L ERA:	6.1	1.0	6.2	2.0	0.1	10.18	0.00	2.000												
50 Jensen Lewis, R ERA:	7.1	1.0	3.0	0.0	0.3	10.16	0.00	0.000												
47 Joe Borowski, R ERA:	8.1	1.0	5.0	0.0	0.0	11.20	0.00	2.000												

Batter	1	2	3	4	5	6	7	8	9	AB	R	H	RBI	BB	SO	LOB	TOP				
24 Grady Sizemore, L OBP: 0.524, SLG: 0.688										3	2	2	1	2	0	2	Cleveland Indians @ New York Yankees Yankee Stadium, Bronx, NY Mon Oct 08 2007, 7:30 PM EDT Att: 56,315 - Partly Cloudy - 87 F				
13 Asdrúbal Cabrera, S OBP: 0.222, SLG: 0.353										4	0	1	1	0	0	3					
48 Travis Hafner, L OBP: 0.429, SLG: 0.438										3	1	1	0	2	0	3					
41 Victor Martinez, S OBP: 0.421, SLG: 0.588											5	0	2	2	0	1		3			
2 Jhonny Peralta, R OBP: 0.579, SLG: 0.667										4	0	3	1	1	0	2					
Kenny Lofton, L OBP: 0.444, SLG: 0.438										5	0	0	0	0	0	5					
Franklin Gutierrez, R OBP: 0.333, SLG: 0.290										5	1	1	0	0	3	4					
Casey Blake, R OBP: 0.118, SLG: 0.176										5	1	1	0	0	3	3					
10 Kelly Shoppach, R OBP: 0.750, SLG: 1.333										3	1	2	0	0	0	0					
Inning Stats	R: 2 E: 0 K: 0 S: 16	H: 3 LOB: 1 BB: 0 P: 24	R: 2 E: 0 K: 0 S: 17	H: 3 LOB: 2 BB: 1 P: 29	R: 0 E: 0 K: 2 S: 9	H: 0 LOB: 1 BB: 1 P: 17	R: 2 E: 0 K: 0 S: 13	H: 2 LOB: 1 BB: 2 P: 27	R: 0 E: 0 K: 1 S: 7	H: 1 LOB: 1 BB: 0 P: 9	R: 0 E: 0 K: 1 S: 8	H: 1 LOB: 1 BB: 0 P: 14	R: 0 E: 0 K: 2 S: 14	H: 1 LOB: 2 BB: 1 P: 20	R: 0 E: 0 K: 1 S: 8	H: 2 LOB: 0 BB: 0 P: 14		1B: 10 3B: 0 HR: 1	SF: 0 SAC: 1 DP: 2 HBP: 1	WP: 0 PB: 0 CS: 0	PA: 44
PITCHER	IP WLS BF H R ER SO BB IBB HBP BLK WP HR S P ERA WHIP	IP WLS BF H R ER SO BB IBB HBP BLK WP HR S P ERA WHIP	IP WLS BF H R ER SO BB IBB HBP BLK WP HR S P ERA WHIP	IP WLS BF H R ER SO BB IBB HBP BLK WP HR S P ERA WHIP	IP WLS BF H R ER SO BB IBB HBP BLK WP HR S P ERA WHIP	IP WLS BF H R ER SO BB IBB HBP BLK WP HR S P ERA WHIP	IP WLS BF H R ER SO BB IBB HBP BLK WP HR S P ERA WHIP	IP WLS BF H R ER SO BB IBB HBP BLK WP HR S P ERA WHIP	IP WLS BF H R ER SO BB IBB HBP BLK WP HR S P ERA WHIP	40 Chien-Ming Wang, R ERA: 19.06	35 Mike Mussina, R ERA: 3.86	Ron Villone, L ERA:	Kyle Farnsworth, R ERA:	41 Jose Veras, R ERA:	42 Mariano Rivera, R ERA:						
Batter	1	2	3	4	5	6	7	8	9	AB	R	H	RBI	BB	SO	LOB	BOTTOM				
18 Johnny Damon, L OBP: 0.316, SLG: 0.611										5	0	1	0	0	1	4	Cleveland Indians @ New York Yankees Yankee Stadium, Bronx, NY Mon Oct 08 2007, 7:30 PM EDT Att: 56,315 - Partly Cloudy - 87 F				
2 Derek Jeter, R OBP: 0.176, SLG: 0.176										5	0	2	1	0	0	3					
Bobby Abreu, L OBP: 0.353, SLG: 0.533										5	1	2	1	0	1	3					
13 Alex Rodriguez, R OBP: 0.353, SLG: 0.467										5	1	2	1	0	2	2					
20 Jorge Posada, S OBP: 0.235, SLG: 0.200										5	0	1	0	0	1	3					
55 Hideki Matsui, L OBP: 0.438, SLG: 0.182										2	1	0	0	2	0	2					
24 Robinson Canó, L OBP: 0.375, SLG: 0.800										4	1	2	1	0	0	2					
28 Melky Cabrera, S OBP: 0.188, SLG: 0.375										4	0	1	0	0	0	2					
Doug Mientkiewicz, L 17 Shelley Duncan, R Jason Giambi, L										1	0	0	0	1	0	1					
Inning Stats	R: 0 E: 0 K: 1 S: 12	H: 2 LOB: 2 BB: 0 P: 16	R: 1 E: 0 K: 0 S: 19	H: 2 LOB: 3 BB: 2 P: 31	R: 0 E: 0 K: 1 S: 7	H: 1 LOB: 1 BB: 0 P: 9	R: 0 E: 0 K: 0 S: 7	H: 1 LOB: 1 BB: 0 P: 13	R: 0 E: 0 K: 0 S: 5	R: 1 E: 0 K: 0 S: 9	H: 3 LOB: 1 BB: 0 P: 16	R: 1 E: 0 K: 1 S: 13	H: 1 LOB: 1 BB: 1 P: 21	R: 0 E: 0 K: 2 S: 10	H: 0 LOB: 0 BB: 0 P: 12	R: 1 E: 0 K: 1 S: 10		H: 1 LOB: 0 BB: 0 P: 15	1B: 8 3B: 0 HR: 3	SF: 0 SAC: 0 DP: 1 HBP: 0	WP: 0 PB: 0 CS: 0
PITCHER	IP WLS BF H R ER SO BB IBB HBP BLK WP HR S P ERA WHIP	IP WLS BF H R ER SO BB IBB HBP BLK WP HR S P ERA WHIP	IP WLS BF H R ER SO BB IBB HBP BLK WP HR S P ERA WHIP	IP WLS BF H R ER SO BB IBB HBP BLK WP HR S P ERA WHIP	IP WLS BF H R ER SO BB IBB HBP BLK WP HR S P ERA WHIP	IP WLS BF H R ER SO BB IBB HBP BLK WP HR S P ERA WHIP	IP WLS BF H R ER SO BB IBB HBP BLK WP HR S P ERA WHIP	IP WLS BF H R ER SO BB IBB HBP BLK WP HR S P ERA WHIP	IP WLS BF H R ER SO BB IBB HBP BLK WP HR S P ERA WHIP	53 Rafael Perez, L ERA: 1.5	63 Rafael Betancourt, R ERA:	47 Joe Borowski, R ERA: 4.5	53 Rafael Perez, L ERA: 1.5	63 Rafael Betancourt, R ERA:	47 Joe Borowski, R ERA: 4.5						

Batter	1	2	3	4	5	6	7	8	9	AB	R	H	RBI	BB	SO	LOB	TOP										
24 Grady Sizemore, L OBP: 0.423, SLG: 0.524										5	0	0	0	0	3	5	Cleveland Indians @ Boston Red Sox Fenway Park, Boston, MA Fri Oct 12 2007, 7:00 PM EDT Att: 36,986 - Cloudy - 54 F										
13 Asdrúbal Cabrera, S OBP: 0.227, SLG: 0.350										3	0	1	2	0	1	0											
48 Travis Hafner, L OBP: 0.440, SLG: 0.579										3	1	1	1	1	1	1											
41 Victor Martinez, S OBP: 0.348, SLG: 0.476										4	0	0	0	0	1	2											
25 Ryan Garko, R OBP: 0.529, SLG: 0.615 Chris Gomez, R (9, PH)										2	0	1	0	0	0	0											
2 Jhonny Peralta, R OBP: 0.222, SLG: 0.579										4	0	1	0	0	0	2											
Kenny Lofton, L OBP: 0.455, SLG: 0.550										4	0	2	0	0	1	1											
Franklin Gutierrez, R OBP: 0.250, SLG: 0.143										4	0	0	0	0	3	4											
Casey Blake, R OBP: 0.238, SLG: 0.350										3	2	2	0	1	0	0											
Inning Stats	R: 1 E: 0 K: 3 S: 11	H: 1 LOB: 0 BB: 0 P: 16	R: 0 E: 0 K: 0 S: 5	H: 0 LOB: 0 BB: 0 P: 7	R: 0 E: 0 K: 2 S: 9	H: 0 LOB: 0 BB: 0 P: 13	R: 0 E: 0 K: 1 S: 10	H: 0 LOB: 0 BB: 0 P: 15	R: 0 E: 0 K: 1 S: 9	H: 1 LOB: 1 BB: 0 P: 16	R: 1 E: 0 K: 0 S: 9	H: 2 LOB: 1 BB: 0 P: 13	R: 0 E: 0 K: 1 S: 13	H: 1 LOB: 1 BB: 0 P: 19	R: 1 E: 0 K: 0 S: 15	H: 1 LOB: 1 BB: 1 P: 25		R: 0 E: 0 K: 3 S: 14	H: 2 LOB: 3 BB: 1 P: 25	1B: 3 2B: 4 3B: 0 HR: 1	SF: 1 SAC: 0 DP: 1 HBP: 1	WP: 1 PB: 0 SB: 0 CS: 0	PA: 37				
PITCHER	IP	WLS	BF	H	R	ER	SO	BB	IBB	HBP	BLK	WP	HR	S	P	ERA	WHIP										
19 Josh Beckett, R ERA: 1.2	6.0	W	22	4	2	2	7	0	0	1	0	1	1	53	80	3.00	0.667										
50 Mike Timlin, R ERA:	1.0		4	1	0	0	1	0	0	0	0	0	0	13	19	0.00	1.000										
48 Javier López, L ERA: 6.75	1.0		5	1	1	1	0	1	0	0	0	0	0	15	25	9.00	2.000										
Eric Gagne, R ERA: 4.5	1.0		6	2	0	0	3	1	0	0	0	0	0	14	25	0.00	3.000										

AB	33
R	3
H	8
RBI	3
BB	2
SO	11
LOB	15



Batter	1	2	3	4	5	6	7	8	9	AB	R	H	RBI	BB	SO	LOB	BOTTOM										
15 Dustin Pedroia, R OBP: 0.222, SLG: 0.294										4	1	1	0	0	1	1	Cleveland Indians @ Boston Red Sox Fenway Park, Boston, MA Fri Oct 12 2007, 7:00 PM EDT Att: 36,986 - Cloudy - 54 F										
20 Kevin Youkilis, R OBP: 0.368, SLG: 0.553										4	3	2	0	1	0	1											
34 David Ortiz, L OBP: 0.889, SLG: 1.556										2	2	2	0	2	0	0											
Manny Ramirez, R OBP: 0.722, SLG: 1.100 2 Jacoby Ellsbury, L (8, PR)										2	2	2	3	3	0	0											
25 Mike Lowell, R OBP: 0.375, SLG: 0.583										0	0	0	0	0	0	0											
Bobby Kielty, S OBP: 0.667, SLG: 0.500 7 J.D. Drew, L OBP: 0.154, SLG: 0.154										2	1	1	2	1	1	0											
Jason Varitek, S OBP: 0.188, SLG: 0.313										2	0	0	0	0	0	4											
Coco Crisp, S OBP: 0.267, SLG: 0.286										4	0	1	0	0	1	3											
23 Julio Lugo, R OBP: 0.333, SLG: 0.357										4	1	1	0	0	0	2											
Inning Stats	R: 1 E: 0 K: 0 S: 15	H: 3 LOB: 1 BB: 0 P: 22	R: 0 E: 0 K: 3 S: 9	H: 0 LOB: 0 BB: 0 P: 11	R: 4 E: 0 K: 0 S: 11	H: 2 LOB: 2 BB: 3 P: 28	R: 0 E: 0 K: 0 S: 4	H: 0 LOB: 0 BB: 0 P: 8	R: 3 E: 0 K: 1 S: 15	H: 3 LOB: 1 BB: 2 P: 31	R: 2 E: 0 K: 1 S: 17	H: 2 LOB: 2 BB: 2 P: 32	R: 0 E: 0 K: 1 S: 8	H: 1 LOB: 1 BB: 0 P: 14	R: 0 E: 0 K: 0 S: 10	H: 1 LOB: 3 BB: 1 P: 19		1B: 7 2B: 5 3B: 0 HR: 0	SF: 1 SAC: 1 DP: 1 HBP: 1	WP: 0 PB: 0 SB: 0 CS: 0	PA: 43						
PITCHER	IP	WLS	BF	H	R	ER	SO	BB	IBB	HBP	BLK	WP	HR	S	P	ERA	WHIP										
CC Sabathia, L ERA: 10.61	4.1	L	24	7	8	8	3	4	1	1	0	0	0	15	23	27.00	4.500										
50 Jensen Lewis, R ERA: 6.75	0.2		5	3	2	2	0	0	0	0	0	0	0	4	12	∞	∞										
Aaron Fultz, L ERA:	0.0		2	0	0	0	0	2	0	0	0	0	0	16	26	0.00	0.500										
40 Tom Mastny, R ERA:	2.0		7	1	0	0	2	0	0	0	0	0	0	10	19	0.00	2.000										
47 Joe Borowski, R ERA: 3.0	1.0		5	1	0	0	0	1	0	0	0	0	0	10	19	0.00	2.000										

AB	32
R	10
H	12
RBI	10
BB	8
SO	5
LOB	22



Batter	1	2	3	4	5	6	7	8	9	10	11	AB	R	H	RBI	BB	SO	LOB	TOP						
24 Grady Sizemore, L OBP: 0.469, SLG: 0.692	(1, 8) C CU 74 B FS 85 X FS 84		B FA 90 C FA 90 X FC 86	B CH 78 X FA 89	B FA 89 B CH 77 X IN 72	B FA 96 F FA 97 X FA 96	B FA 96 F FA 97 X FA 96	B FA 96 F FA 97 X FA 96	B FA 96 F FA 97 X FA 96	B FA 96 F FA 97 X FA 96	X FA 95 0-0	5	3	3	1	1	0	0							
13 Asdrubal Cabrera, S OBP: 0.290, SLG: 0.320	(1, 4) B FA 88 F FC 87 X FA 88		C FA 89 C CU 74	B FA 89 F FC 87 X FA 88	B FA 89 F FC 87 X FA 88	B FA 89 F FC 87 X FA 88	B FA 89 F FC 87 X FA 88	B FA 89 F FC 87 X FA 88	B FA 89 F FC 87 X FA 88	B FA 89 F FC 87 X FA 88	B FA 89 F FC 87 X FA 88	5	1	1	0	1	1	1							
48 Travis Hafner, L OBP: 0.433, SLG: 0.942 29 Josh Barfield, R	(1, 10) C FA 91 B FA 91 X CU 75		C FA 88 F FA 90 X FC 87 X FS 84	C FA 88 F FA 90 X FC 87 X FS 84	C FA 88 F FA 90 X FC 87 X FS 84	C FA 88 F FA 90 X FC 87 X FS 84	C FA 88 F FA 90 X FC 87 X FS 84	C FA 88 F FA 90 X FC 87 X FS 84	C FA 88 F FA 90 X FC 87 X FS 84	C FA 88 F FA 90 X FC 87 X FS 84	B SL 78 X CH 78	5	0	2	0	0	0	4							
Trot Nixon, L OBP: 0.367, SLG: 1.400 Jason Michaels, R OBP: 1.000, SLG: 2.000	(11, 10) C FA 91 B FA 91 X CU 75		C FA 88 F FA 90 X FC 87 X FS 84	C FA 88 F FA 90 X FC 87 X FS 84	C FA 88 F FA 90 X FC 87 X FS 84	C FA 88 F FA 90 X FC 87 X FS 84	C FA 88 F FA 90 X FC 87 X FS 84	C FA 88 F FA 90 X FC 87 X FS 84	C FA 88 F FA 90 X FC 87 X FS 84	C FA 88 F FA 90 X FC 87 X FS 84	B SL 78 X CH 78	1	0	1	1	0	0	0							
41 Victor Martinez, S OBP: 0.448, SLG: 0.560	(1, 2) C CU 74 B FS 83 X FS 84		B CU 72 B FC 92 X CU 73	B CU 72 B FC 92 X CU 73	B CU 72 B FC 92 X CU 73	B CU 72 B FC 92 X CU 73	B CU 72 B FC 92 X CU 73	B CU 72 B FC 92 X CU 73	B CU 72 B FC 92 X CU 73	B CU 72 B FC 92 X CU 73	C FA 88 F FA 90 X FC 87 X FS 84	4	2	3	1	2	1	0							
25 Ryan Garko, R OBP: 0.478, SLG: 0.526	(1, 3) C FA 90 B FS 84 X FS 84		C FA 89 C FA 91 X FA 91	C FA 89 C FA 91 X FA 91	C FA 89 C FA 91 X FA 91	C FA 89 C FA 91 X FA 91	C FA 89 C FA 91 X FA 91	C FA 89 C FA 91 X FA 91	C FA 89 C FA 91 X FA 91	C FA 89 C FA 91 X FA 91	C FA 89 C FA 91 X FA 91	6	2	2	1	0	0	5							
2 Johnny Peralta, R OBP: 0.552, SLG: 0.750	(1, 6) B FA 89 B FC 87 X FA 93		C FA 90 C FA 91 X FA 90	C FA 90 C FA 91 X FA 90	C FA 90 C FA 91 X FA 90	C FA 90 C FA 91 X FA 90	C FA 90 C FA 91 X FA 90	C FA 90 C FA 91 X FA 90	C FA 90 C FA 91 X FA 90	C FA 90 C FA 91 X FA 90	C FA 90 C FA 91 X FA 90	5	3	3	4	1	2	0							
Kenny Lofton, L OBP: 0.393, SLG: 0.462	(1, 7) C FA 90 X FA 91		C FA 90 C FA 91 X FA 91	C FA 90 C FA 91 X FA 91	C FA 90 C FA 91 X FA 91	C FA 90 C FA 91 X FA 91	C FA 90 C FA 91 X FA 91	C FA 90 C FA 91 X FA 91	C FA 90 C FA 91 X FA 91	C FA 90 C FA 91 X FA 91	C FA 90 C FA 91 X FA 91	6	0	1	0	0	0	3							
Franklin Gutierrez, R OBP: 0.227, SLG: 0.300	(1, 9) C FA 90 B FS 83 X FS 83		C CU 72 B FC 88 X CU 75 X FS 85	C CU 72 B FC 88 X CU 75 X FS 85	C CU 72 B FC 88 X CU 75 X FS 85	C CU 72 B FC 88 X CU 75 X FS 85	C CU 72 B FC 88 X CU 75 X FS 85	C CU 72 B FC 88 X CU 75 X FS 85	C CU 72 B FC 88 X CU 75 X FS 85	C CU 72 B FC 88 X CU 75 X FS 85	C FA 88 F FA 90 X FC 87 X FS 84	6	1	1	4	0	1	2							
Casey Blake, R OBP: 0.165, SLG: 0.269	(1, 5) C FA 88 B FA 89 X FA 84		C FA 88 B FA 89 X FA 84	C FA 88 B FA 89 X FA 84	C FA 88 B FA 89 X FA 84	C FA 88 B FA 89 X FA 84	C FA 88 B FA 89 X FA 84	C FA 88 B FA 89 X FA 84	C FA 88 B FA 89 X FA 84	C FA 88 B FA 89 X FA 84	C FA 88 B FA 89 X FA 84	6	0	0	0	0	4	2							
Inning Stats	R: 1 E: 0 K: 1 S: 12	H: 2 LOB: 1 BB: 0 P: 17	R: 0 E: 0 K: 0 S: 8	H: 1 LOB: 0 BB: 0 P: 13	R: 0 E: 0 K: 1 S: 9	H: 0 LOB: 0 BB: 0 P: 12	R: 3 E: 0 K: 1 S: 16	H: 3 LOB: 0 BB: 0 P: 23	R: 1 E: 0 K: 1 S: 16	H: 3 LOB: 2 BB: 0 P: 24	R: 0 E: 0 K: 2 S: 11	H: 0 LOB: 0 BB: 0 P: 17	R: 0 E: 0 K: 0 S: 7	H: 0 LOB: 0 BB: 0 P: 12	R: 0 E: 0 K: 1 S: 13	H: 1 LOB: 2 BB: 0 P: 23	R: 0 E: 0 K: 1 S: 8	H: 0 LOB: 0 BB: 0 P: 13	R: 7 E: 0 K: 2 S: 17	H: 5 LOB: 1 BB: 2 P: 31	1B: 11 2B: 3 3B: 0 HR: 3	SF: 0 SAC: 0 DP: 1 HBP: 0	WP: 1 PB: 0 SB: 1 CS: 0	PA: 54	
PITCHER	38 Curt Schilling, R ERA: 3.86	IP: 4.2 WLS: 2 BF: 22	H: 9 R: 5 ER: 5 SO: 3	BB: 0 IBB: 0 HBP: 0 BLK: 0	WP: 0 HR: 2 S: 58 P: 85	ERA: 9.64 WHIP: 1.929	48 Javier López, L ERA: 27.0	IP: 0.0 WLS: 0 BF: 3	H: 2 R: 2 ER: 1 SO: 1	BB: 0 IBB: 0 HBP: 0 BLK: 0	WP: 0 HR: 0 S: 5 P: 11	ERA: 54.00 WHIP: 6.000	31 Jon Lester, L ERA: 27.0	IP: 0.2 WLS: 0 BF: 4	H: 2 R: 4 ER: 4 SO: 1	BB: 0 IBB: 0 HBP: 0 BLK: 0	WP: 0 HR: 1 S: 7 P: 10	ERA: 54.00 WHIP: 3.000							

Cleveland Indians @ Boston Red Sox
Fenway Park, Boston, MA
Sat Oct 13 2007, 8:00 PM EDT
Att. 37,051 - Clear - 56 F

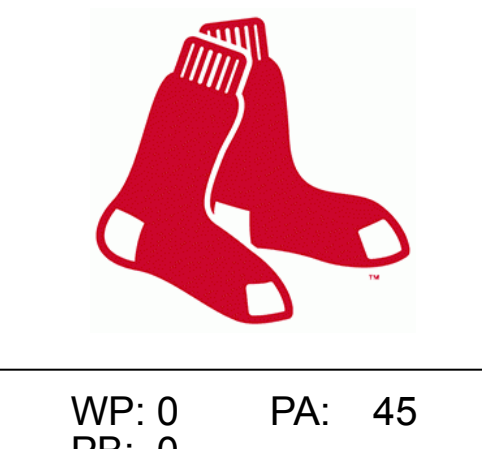
AB 49
R 13
H 17
RBI 12
BB 5
SO 9
LOB 17

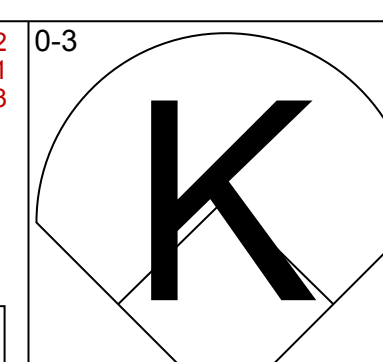
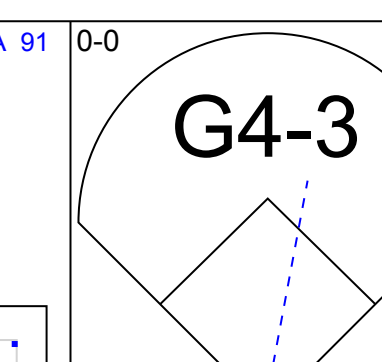
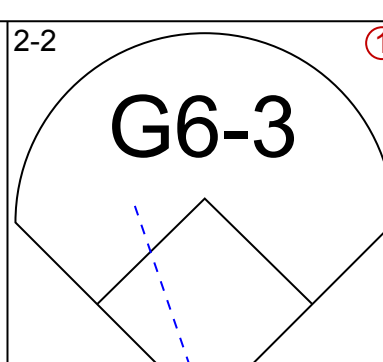
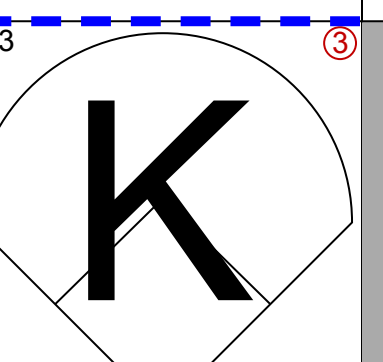
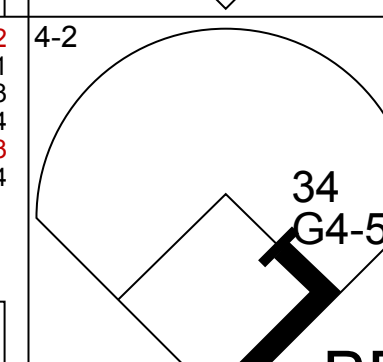
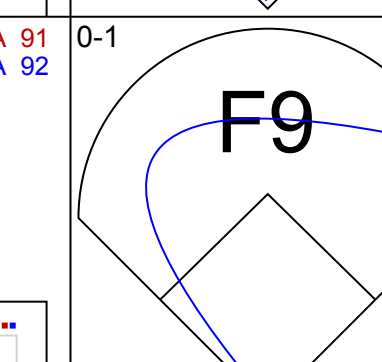
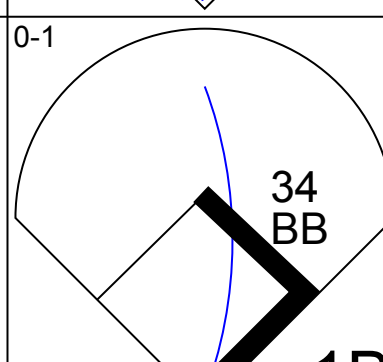
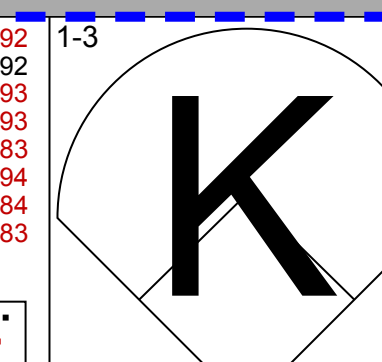
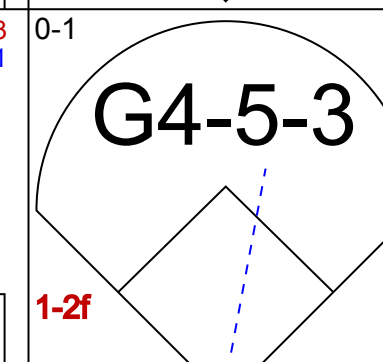
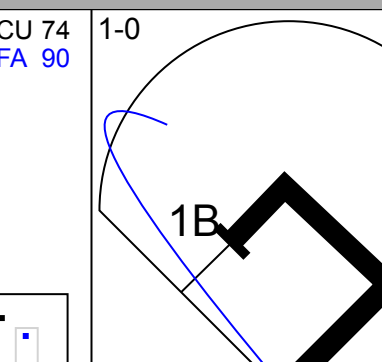
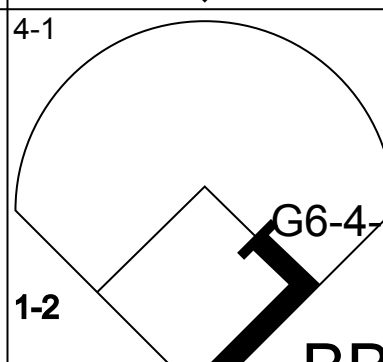
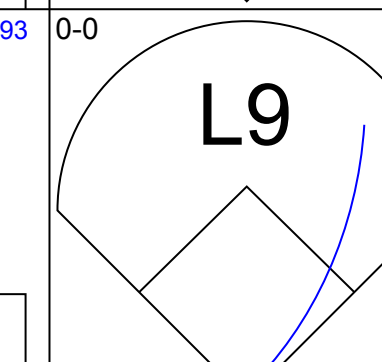
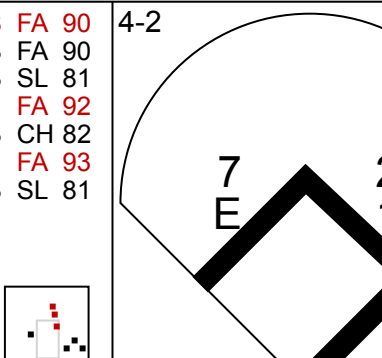
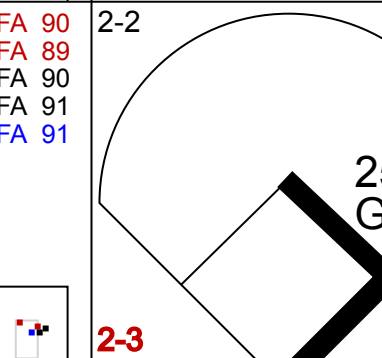
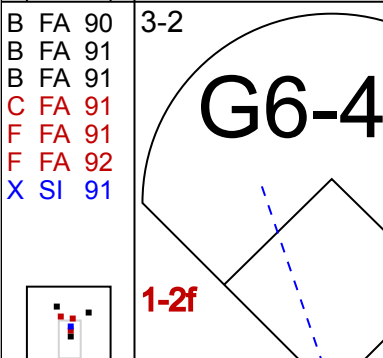
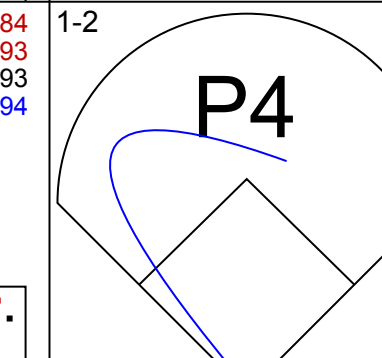
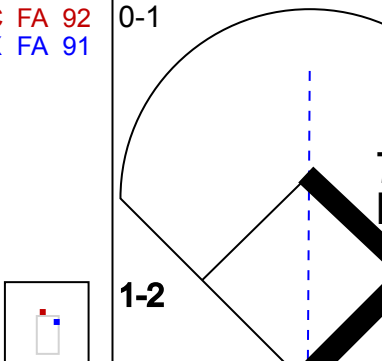
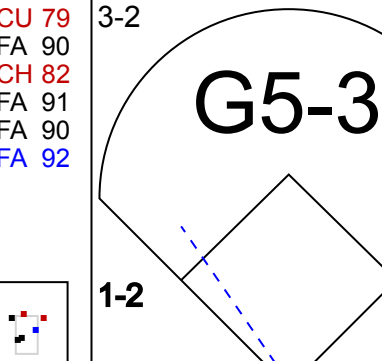
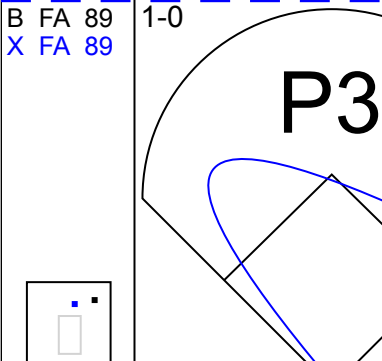

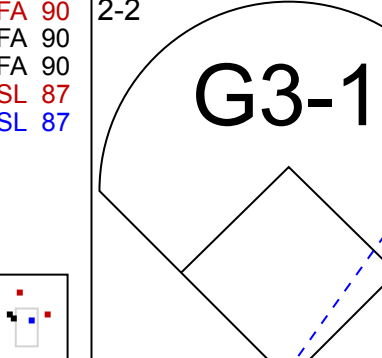
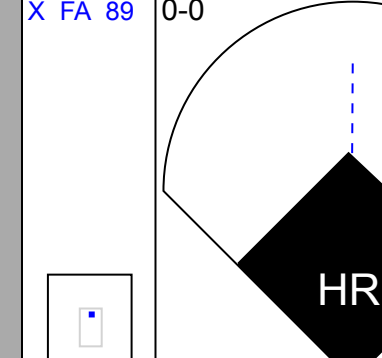
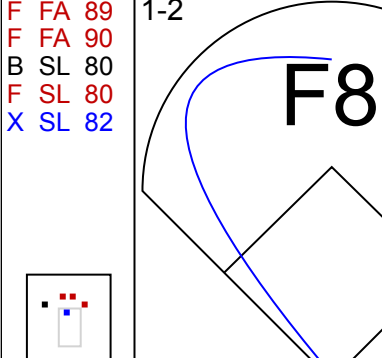

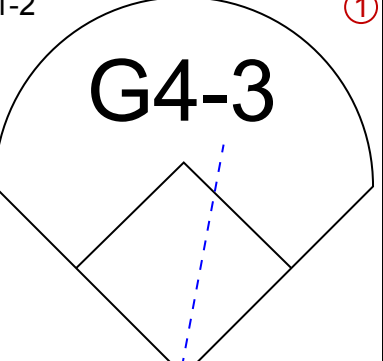
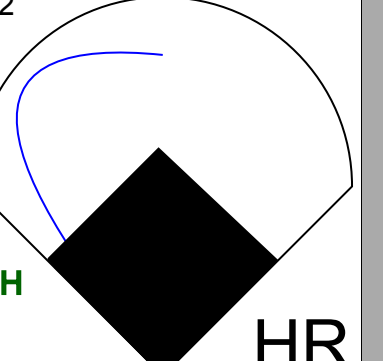
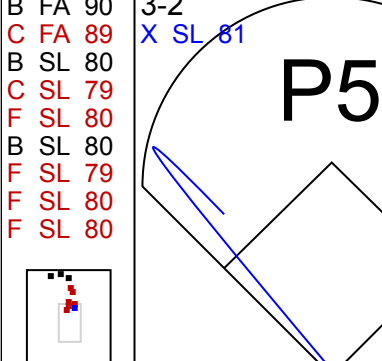

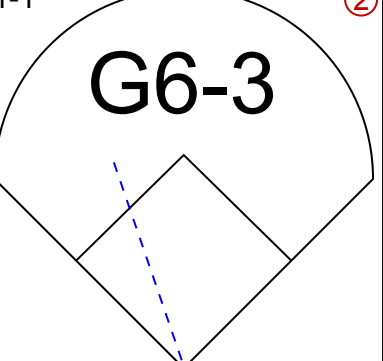
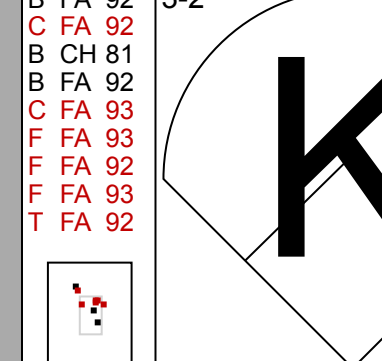
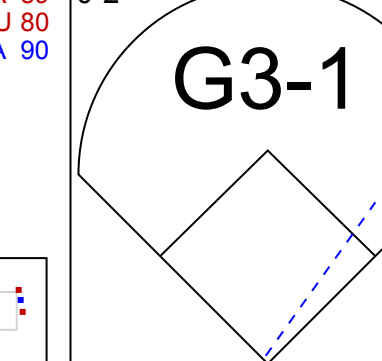
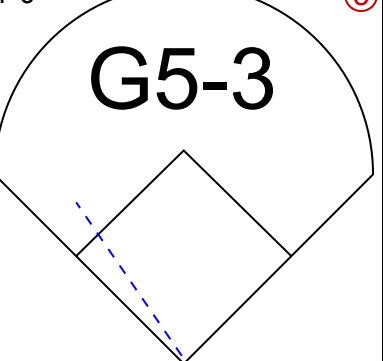
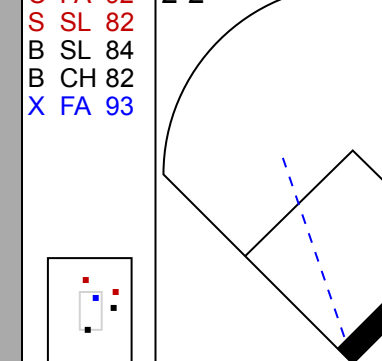


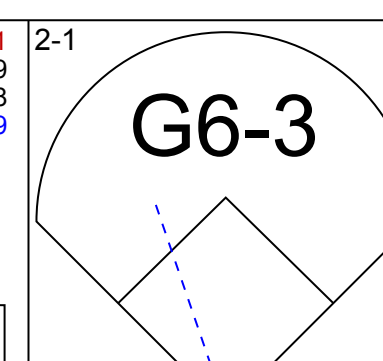
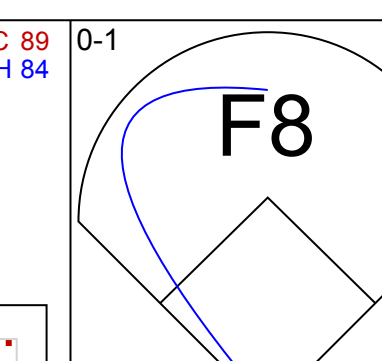
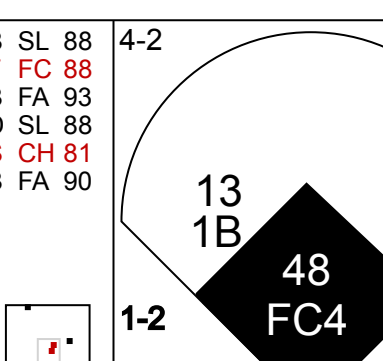
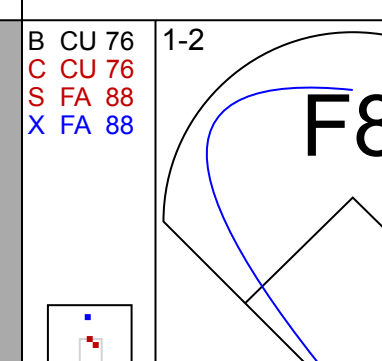
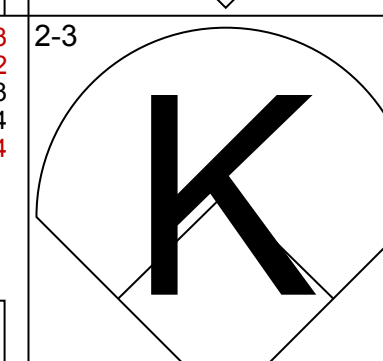
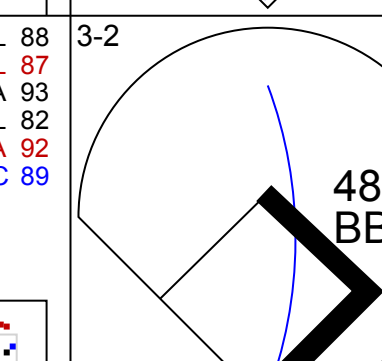
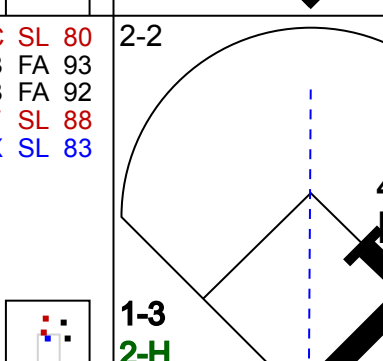
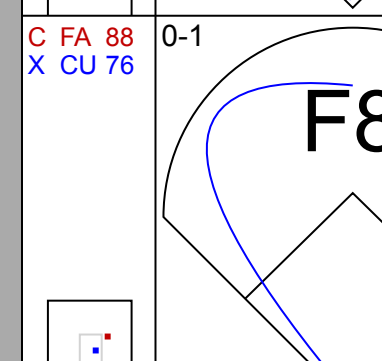
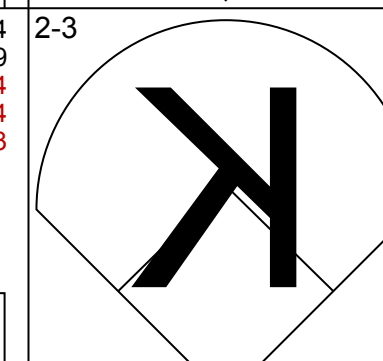
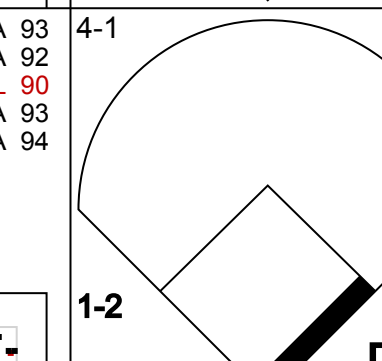
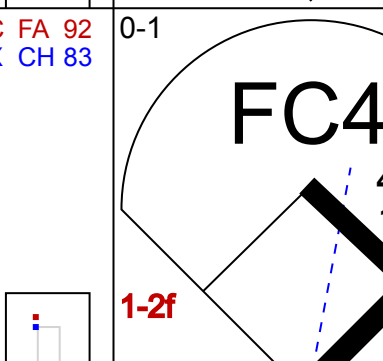
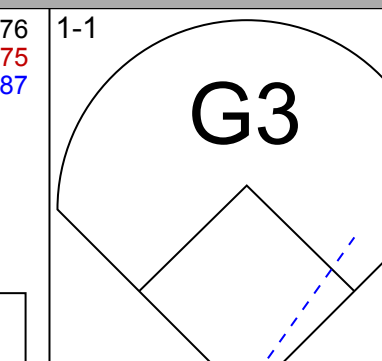
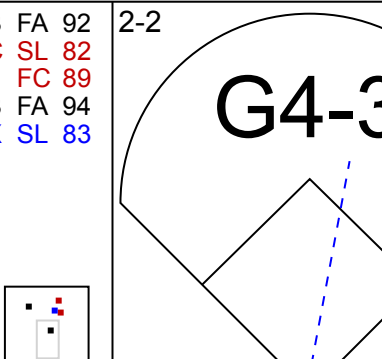
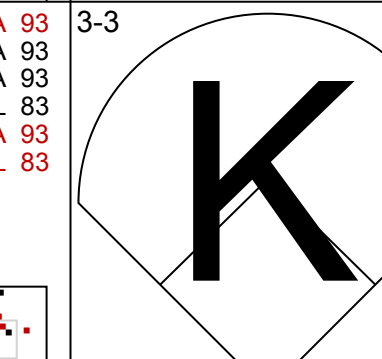
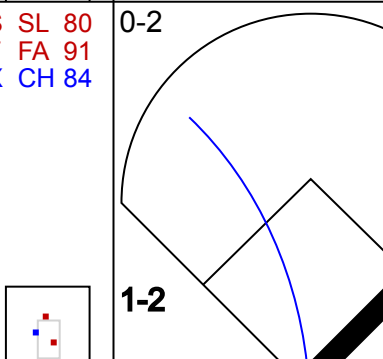
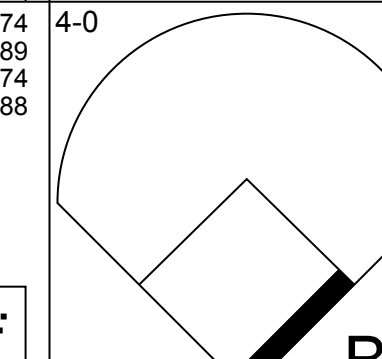
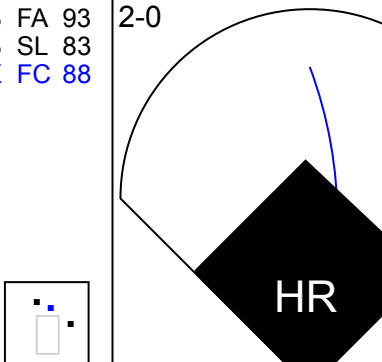
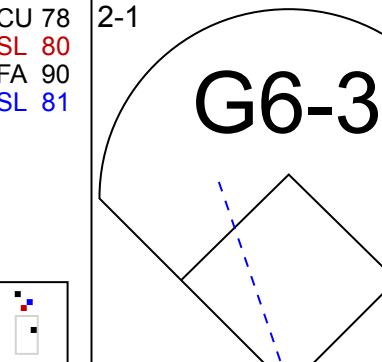
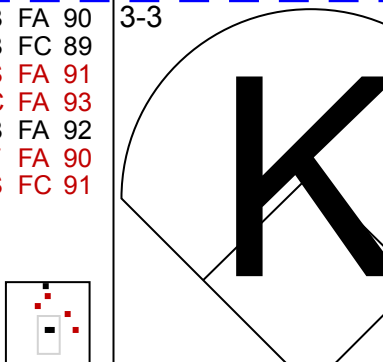
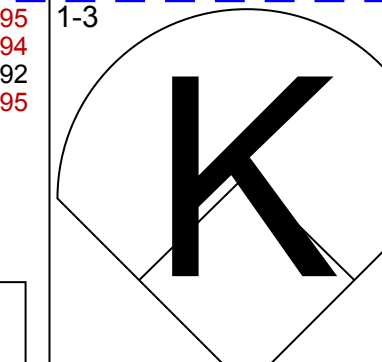
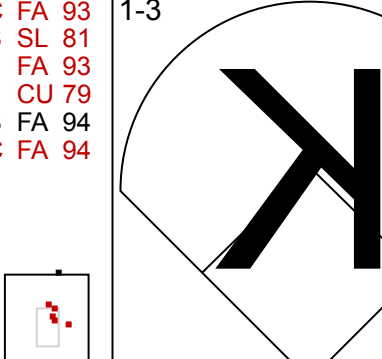
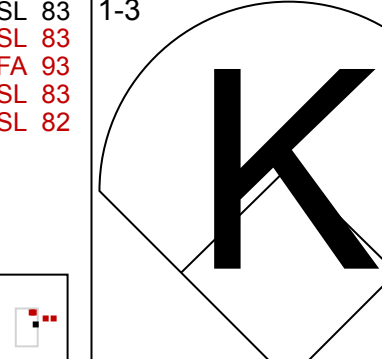
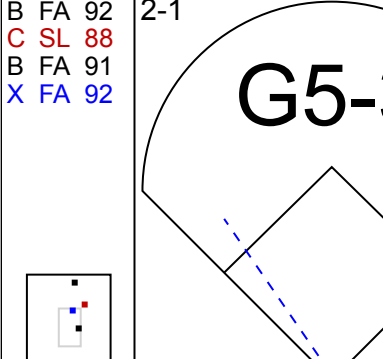
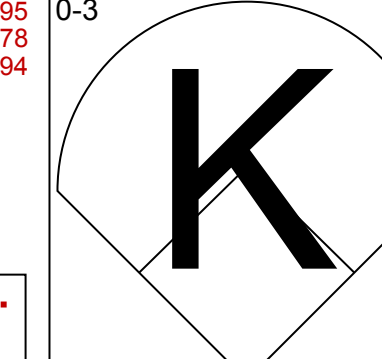
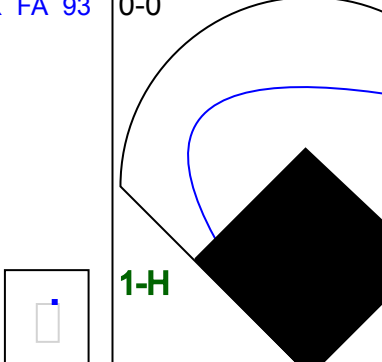
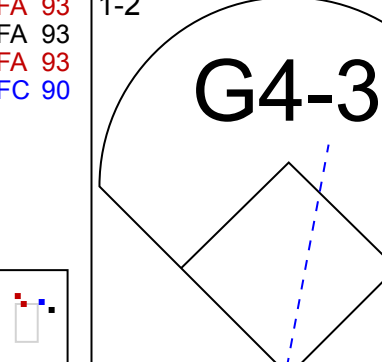
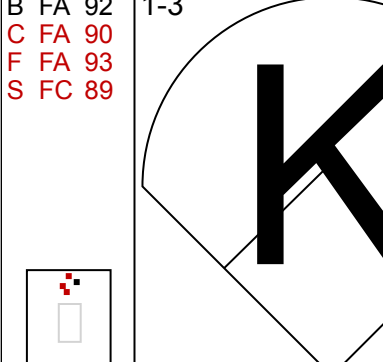

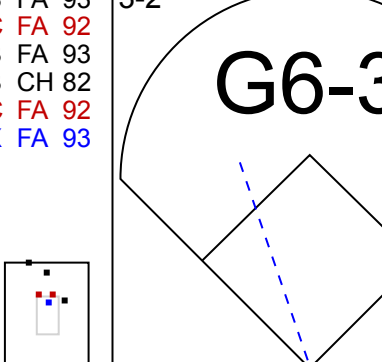
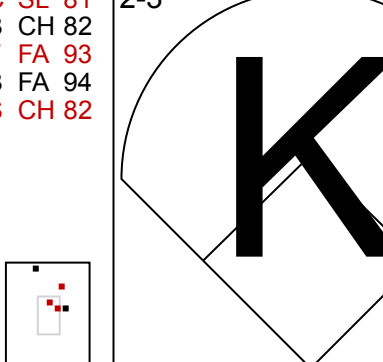
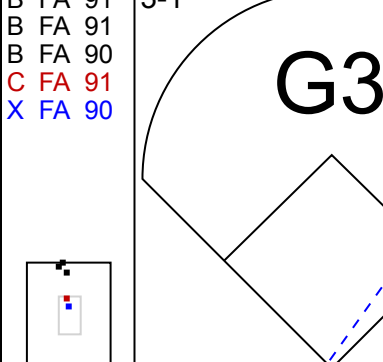
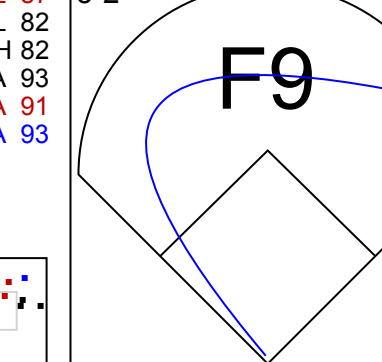
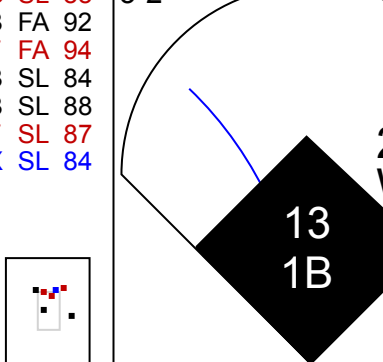
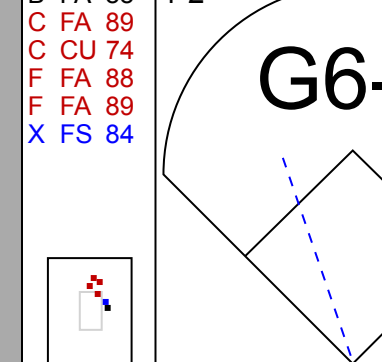
Batter	1	2	3	4	5	6	7	8	9	10	11	AB	R	H	RBI	BB	SO	LOB	BOTTOM						
15 Dustin Pedroia, R OBP: 0.261, SLG: 0.286	(1, 4) C FA 96 B FA 96 X FA 96		B FA 95 B SL 85 B FA 94	1 SAFE 1 SAFE B FA 94	C FA 94 B SL 85 X FA 93	C FA 94 B SL 85 X FA 93	C FA 94 B SL 85 X FA 93	C FA 94 B SL 85 X FA 93	C FA 94 B SL 85 X FA 93	C FA 94 B SL 85 X FA 93	C FA 94 B SL 85 X FA 93	4	1	1	0	1	2	1							
2 Jacoby Ellsbury, L	(9, PR) B FA 96 F FA 96 X FA 96		C FA 94 B SL 85 X FA 93	1 SAFE 1 SAFE B FA 94	C FA 94 B SL 85 X FA 93	C FA 94 B SL 85 X FA 93	C FA 94 B SL 85 X FA 93	C FA 94 B SL 85 X FA 93	C FA 94 B SL 85 X FA 93	C FA 94 B SL 85 X FA 93	C FA 94 B SL 85 X FA 93	4	0	1	0	1	1	3							
13 Alex Cora, L	(10, 4) B FA 96 F FA 96 X FA 96		C FA 94 B SL 85 X FA 93	1 SAFE 1 SAFE B FA 94	C FA 94 B SL 85 X FA 93	C FA 94 B SL 85 X FA 93	C FA 94 B SL 85 X FA 93	C FA 94 B SL 85 X FA 93	C FA 94 B SL 85 X FA 93	C FA 94 B SL 85 X FA 93	C FA 94 B SL 85 X FA 93	4	2	1	0	1	0	1							
20 Kevin Youkilis, R OBP: 0.375, SLG: 0.500	(1, 3) B FA 96 F FA 96 X FA 96		C FA 94 B SL 85 X FA 93	1 SAFE 1 SAFE B FA 94	C FA 94 B SL 85 X FA 93	C FA 94 B SL 85 X FA 93	C FA 94 B SL 85 X FA 93	C FA 94 B SL 85 X FA 93	C FA 94 B SL 85 X FA 93	C FA 94 B SL 85 X FA 93	C FA 94 B SL 85 X FA 93	4	1	1	3	1	1	2							
34 David Ortiz, L OBP: 0.783, SLG: 1.154	(1, 10) B FA 96 F FA 96 X FA 96		C FA 94 B SL 85 X FA 93	1 SAFE 1 SAFE B FA 94	C FA 94 B SL 85 X FA 93	C FA 94 B SL 85 X FA 93	C FA 94 B SL 85 X FA 93	C FA 94 B SL 85 X FA 93	C FA 94 B SL 85 X FA 93	C FA 94 B SL 85 X FA 93	C FA 94 B SL 85 X FA 93	4	2	1	0	1	0	1							
Manny Ramirez, R OBP: 0.652, SLG: 1.071	(1, 7) B FA 96 F FA 96 X FA 96		C FA 94 B SL 85 X FA 93	1 SAFE 1 SAFE B FA 94	C FA 94 B SL 85 X FA 93	C FA 94 B SL 85 X FA 93	C FA 94 B SL 85 X FA 93	C FA 94 B SL 85 X FA 93	C FA 94 B SL 85 X FA 93	C FA 94 B SL 85 X FA 93	C FA 94 B SL 85 X FA 93	4	1	1	3	1	1	2							
25 Mike Lowell, R OBP: 0.381, SLG: 0.706	(1, 5) B FA 95 C SL 85 B FA 96		C SL 86 F FA 96 X FA 96	1 SAFE 1 SAFE B FA 94	C FA 94 B SL 85 X FA 93	C FA 94 B SL 85 X FA 93	C FA 94 B SL 85 X FA 93	C FA 94 B SL 85 X FA 93	C FA 94 B SL 85 X FA 93	C FA 94 B SL 85 X FA 93	C FA 94 B SL 85 X FA 93	5	1	2	3	0	1	0							
7 J.D. Drew, L OBP: 0.222, SLG: 0.222	(1, 9) B FA 95 C FA 95 X CH 97		C FA 95 B SL 85 X FA 95	1 SAFE 1 SAFE B FA 94	C FA 94 B SL 85 X FA 93	C FA 94 B SL 85 X FA 93	C FA 94 B SL 85 X FA 93	C FA 94 B SL 85 X FA 93	C FA 94 B SL 85 X FA 93	C FA 94 B SL 85 X FA 93	C FA 94 B SL 85 X FA 93	5	0	2	0	0	0	2							
Jason Varitek, S OBP: 0.143, SLG: 0.238	(1, 2) C FA 96 B FA 96 X FA 96		C FA 94 B SL 85 X FA 93	1 SAFE 1 SAFE B FA 94	C FA 94 B SL 85 X FA 93	C FA 94 B SL 85 X FA 93	C FA 94 B SL 85 X FA 93	C FA 94 B SL 85 X FA 93	C FA 94 B SL 85 X FA 93	C FA 94 B SL 85 X FA 93	C FA 94 B SL 85 X FA 93	5	0	0	0	0	2	2							
Coco Crisp, S OBP: 0.300, SLG: 0.316	(1, 8) B FA 95 C CH 86 X FA 95		C FA 94 B SL 85 X FA 93	1 SAFE 1 SAFE B FA 94	C FA 94 B SL 85 X FA 93	C FA 94 B SL 85 X FA 93	C FA 94 B SL 85 X FA 93	C FA 94 B SL 85 X FA 93	C FA 94 B SL 85 X FA 93	C FA 94 B SL 85 X FA 93	C FA 94 B SL 85 X FA 93	5	1	2	0	0	1	0							
23 Julio Lugo, R OBP: 0.300, SLG: 0.278	(1, 6) 1 SAFE C SL 84 B FA 94 X FA 94		C FA 94 B SL 85 X FA 93	1 SAFE 1 SAFE B FA 94	C FA 94 B SL 85 X FA 93	C FA 94 B SL 85 X FA 93	C FA 94 B SL 85 X FA 93	C FA 94 B SL 85 X FA 93	C FA 94 B SL 85 X FA 93	C FA 94 B SL 85 X FA 93	C FA 94 B SL 85 X FA 93	4	0	0	0	1	2	3							
Inning Stats	R: 0 E: 0 K: 1 S: 10	H: 0 LOB: 1 BB: 2 P: 21	R: 0 E: 0 K: 0 S: 7	H: 0 LOB: 0 BB: 0 P: 14	R: 3 E: 0 K: 2 S: 20	H: 3 LOB: 2 BB: 3 P: 39	R: 0 E: 0 K: 2 S: 12	H: 0 LOB: 1 BB: 1 P: 21	R: 3 E: 0 K: 0 S: 15	H: 4 LOB: 0 BB: 0 P: 24	R: 0 E: 0 K: 1 S: 11	H: 0 LOB: 0 BB: 0 P: 17	R: 0 E: 0 K: 1 S: 8	H: 0 LOB: 0 BB: 0 P: 11	R: 0 E: 0 K: 1 S: 12	H: 1 LOB: 2 BB: 0 P: 20	R: 0 E: 0 K: 0 S: 5	H: 0 LOB: 0 BB: 0 P: 11	R: 0 E: 0 K: 1 S: 10	H: 2 LOB: 1 BB: 0 P: 13	1B: 8 2B: 0 3B: 0 HR: 2	SF: 0 SAC: 0 DP: 3 HBP: 0	WP: 0 PB: 0 SB: 2 CS: 0	PA: 45	
PITCHER	55 Roberto Hernandez, R ERA: 3.46	IP: 4.0 WLS: 0 BF: 20	H: 4 R: 3 ER: 2 SO: 5	BB: 0 IBB: 0 HBP: 0 BLK: 0	WP: 0 HR: 0 S: 51 P: 100	ERA: 9.00 WHIP: 2.250	47 Joe Borowski, R ERA: 2.25	IP: 1.0 WLS: 0 BF: 4	H: 2 R: 0 ER: 0 SO: 1	BB: 0 IBB: 0 HBP: 0 BLK: 0	WP: 0 HR: 0 S: 10 P: 13	ERA: 0.00 WHIP: 2.000													

Cleveland Indians @ Boston Red Sox
Fenway Park, Boston, MA
Sat Oct 13 2007, 8:00 PM EDT
Att. 37,051 - Clear - 56 F

AB 40
R 6
H 10
RBI 6
BB 5
SO 10
LOB 14



Batter	1	2	3	4	5	6	7	8	9	AB	R	H	RBI	BB	SO	LOB	TOP										
15 Dustin Pedroia, R OBP: 0.222, SLG: 0.240										4	0	0	0	0	2	1	Boston Red Sox @ Cleveland Indians Jacobs Field, Cleveland, OH Mon Oct 15 2007, 7:00 PM EDT Att: 44,402 - Cloudy - 69 F										
20 Kevin Youkilis, R OBP: 0.393, SLG: 0.478										3	0	1	0	1	1	0											
34 David Ortiz, L OBP: 0.741, SLG: 1.063										3	0	1	0	1	0	1											
Manny Ramirez, R OBP: 0.630, SLG: 0.941										3	0	1	0	1	0	2											
25 Mike Lowell, R OBP: 0.360, SLG: 0.619										4	0	1	0	0	0	1											
7 J.D. Drew, L OBP: 0.227, SLG: 0.227										4	1	1	0	0	0	3											
Jason Varitek, S OBP: 0.160, SLG: 0.360										4	1	1	2	0	0	3											
Coco Crisp, S OBP: 0.261, SLG: 0.273										3	0	0	0	0	1	3											
23 Julio Lugo, R OBP: 0.304, SLG: 0.286										3	0	1	0	0	0	0											
Inning Stats	R: 0 E: 0 K: 1 S: 7	H: 0 LOB: 0 BB: 1 P: 11	R: 0 E: 1 K: 0 S: 11	H: 1 LOB: 2 BB: 1 P: 18	R: 0 E: 0 K: 0 S: 6	H: 0 LOB: 0 BB: 0 P: 6	R: 0 E: 0 K: 0 S: 10	H: 2 LOB: 1 BB: 0 P: 18	R: 0 E: 0 K: 0 S: 7	H: 0 LOB: 0 BB: 0 P: 10	R: 0 E: 0 K: 0 S: 10	H: 1 LOB: 1 BB: 1 P: 19	R: 2 E: 0 K: 2 S: 21	H: 3 LOB: 1 BB: 0 P: 30	R: 0 E: 0 K: 1 S: 11	H: 0 LOB: 0 BB: 0 P: 13		R: 0 E: 0 K: 0 S: 12	H: 0 LOB: 0 BB: 0 P: 17	1B: 5 2B: 1 3B: 0 HR: 1	SF: 0 SAC: 0 DP: 3 HBP: 0	WP: 0 PB: 0 SB: 0 CS: 0	PA: 34				
PITCHER	IP	WLS	BF	H	R	ER	SO	BB	IBB	HBP	BLK	WP	HR	S	P	ERA	WHIP										
37 Jake Westbrook, R ERA: 6.17	(1.1)	6.2	W 27	7	2	2	2	3	0	0	0	0	1	66	104	2.70	1.500										
50 Jensen Lewis, R ERA: 3.38	(7.1)	0.1	H 1	0	0	0	1	0	0	0	0	0	0	6	8	0.00	0.000										
63 Rafael Betancourt, R ERA:	(8.1)	1.0	H 3	0	0	0	1	0	0	0	0	0	0	11	13	0.00	0.000										
47 Joe Borowski, R ERA: 1.8	(9.1)	1.0	S 3	0	0	0	0	0	0	0	0	0	0	12	17	0.00	0.000										

Batter	1	2	3	4	5	6	7	8	9	AB	R	H	RBI	BB	SO	LOB	BOTTOM										
24 Grady Sizemore, L OBP: 0.444, SLG: 0.621										3	1	0	0	1	0	0	Boston Red Sox @ Cleveland Indians Jacobs Field, Cleveland, OH Mon Oct 15 2007, 7:00 PM EDT Att: 44,402 - Cloudy - 69 F										
13 Adrián Cabrera, S OBP: 0.291, SLG: 0.345										4	0	2	1	0	1	0											
48 Travis Hafner, L OBP: 0.412, SLG: 0.481										3	0	0	1	1	1	1											
41 Victor Martinez, S OBP: 0.455, SLG: 0.536										3	0	1	0	1	1	2											
25 Ryan Garko, R OBP: 0.444, SLG: 0.478										4	1	1	0	0	2	3											
2 Johnny Peralta, R OBP: 0.485, SLG: 0.643										4	0	0	0	0	3	2											
Kenny Lofton, L OBP: 0.387, SLG: 0.552										3	1	1	2	0	1	0											
Trot Nixon, L OBP: 0.375, SLG: 0.875										3	0	0	0	0	1	0											
Franklin Gutierrez, R OBP: 0.227, SLG: 0.300										0	0	0	0	0	0	0											
Casey Blake, R OBP: 0.200, SLG: 0.276										3	1	1	0	0	0	0											
Inning Stats	R: 0 E: 0 K: 2 S: 8	H: 0 LOB: 0 BB: 0 P: 14	R: 2 E: 0 K: 1 S: 13	H: 2 LOB: 0 BB: 0 P: 21	R: 0 E: 0 K: 1 S: 12	H: 1 LOB: 2 BB: 1 P: 25	R: 0 E: 0 K: 1 S: 9	H: 0 LOB: 0 BB: 0 P: 13	R: 2 E: 0 K: 2 S: 21	H: 3 LOB: 2 BB: 1 P: 35	R: 0 E: 0 K: 1 S: 7	H: 0 LOB: 0 BB: 0 P: 13	R: 0 E: 0 K: 0 S: 10	H: 0 LOB: 0 BB: 0 P: 12	R: 0 E: 0 K: 2 S: 8	H: 0 LOB: 1 BB: 1 P: 14	R: 0 E: 0 K: 2 S: 8	H: 0 LOB: 0 BB: 0 P: 14	1B: 5 2B: 0 3B: 0 HR: 1	SF: 0 SAC: 0 DP: 0 HBP: 0	WP: 1 PB: 0 SB: 0 CS: 0	PA: 33					
PITCHER	IP	WLS	BF	H	R	ER	SO	BB	IBB	HBP	BLK	WP	HR	S	P	ERA	WHIP										
18 Daisuke Matsuzaka, R ERA: 6.75	(1.1)	4.2	L 22	4	4	4	6	2	0	0	0	0	1	59	101	7.71	1.714										
50 Mike Timlin, R ERA:	(5.1)	1.1	4	0	0	0	2	0	0	0	0	0	0	11	20	0.00	0.000										
37 Hideki Okajima, L ERA:	(7.1)	1.1	5	0	0	0	0	1	0	0	0	0	0	12	19	0.00	0.750										
17 Manny Delcarmen, R ERA: 3.38	(8.1)	0.2	2	0	0	0	2	0	0	0	0	0	0	6	7	0.00	0.000										

Batter	1	2	3	4	5	6	7	8	9	AB	R	H	RBI	BB	SO	LOB	TOP										
15 Dustin Pedroia, R OBP: 0.226, SLG: 0.241	G5-3		20 1B		G6-3		L4			4	0	1	0	0	0	0	Boston Red Sox @ Cleveland Indians Jacobs Field, Cleveland, OH Tue Oct 16 2007, 8:00 PM EDT Att. 44,008 - Overcast - 66 F										
20 Kevin Youkilis, R OBP: 0.406, SLG: 0.593	F8		34 FC6			HR		F9		4	1	2	1	0	0												
34 David Ortiz, L OBP: 0.677, SLG: 1.050	K		FC6			HR		F7		4	1	1	1	0	1	2											
Manny Ramirez, R OBP: 0.613, SLG: 1.000		25 G3		L8		HR		F7		4	1	2	1	0	0	0											
25 Mike Lowell, R OBP: 0.310, SLG: 0.520	G3			F7		G5-3		P2		4	0	0	0	0	0	1											
7 J.D. Drew, L OBP: 0.231, SLG: 0.231	K			F7		F7		F7		4	0	1	0	0	1	1											
Coco Crisp, S OBP: 0.222, SLG: 0.231	K			L9		F7		L3		4	0	0	0	0	1	2											
Doug Mirabeli, R			F9		K					2	0	0	0	0	1	0											
Jason Vaitek, S OBP: 0.192, SLG: 0.385					K		23 G6-4-3			1	0	1	0	0	0	0											
23 Julio Lugo, R OBP: 0.269, SLG: 0.250	G1-3			L7		G6-4-3				3	0	0	0	0	0	1											
Inning Stats	R: 0 E: 0 K: 1 S: 7	H: 0 LOB: 0 BB: 0 P: 8	R: 0 E: 0 K: 2 S: 12	H: 1 LOB: 1 BB: 0 P: 14	R: 0 E: 0 K: 0 S: 16	H: 2 LOB: 2 BB: 0 P: 22	R: 0 E: 0 K: 0 S: 8	H: 1 LOB: 1 BB: 0 P: 11	R: 0 E: 0 K: 1 S: 6	H: 0 LOB: 0 BB: 0 P: 11	R: 3 E: 0 K: 0 S: 17	H: 3 LOB: 0 BB: 0 P: 24	R: 0 E: 0 K: 0 S: 6	H: 0 LOB: 0 BB: 0 P: 6	R: 0 E: 0 K: 0 S: 6	H: 0 LOB: 0 BB: 0 P: 9	R: 0 E: 0 K: 0 S: 6	H: 0 LOB: 0 BB: 0 P: 9	1B: 5 2B: 0 3B: 0 HR: 3	SF: 0 SAC: 0 DP: 1 HBP: 0	WP: 0 PB: 0 SB: 0 CS: 0	PA: 34					
PITCHER	IP	WLS	BF	H	R	ER	SO	BB	IBB	HBP	BLK	WP	HR	S	P	ERA	WHIP										
Paul Byrd, R ERA: 3.6	(1, 1)	5.0	W	21	6	2	2	4	0	0	0	0	2	54	73	3.60	1.200										
50 Jensen Lewis, R ERA: 3.68	(6, 1)	2.0		7	2	1	1	0	0	0	0	0	1	19	26	4.50	1.000										
63 Rafael Betancourt, R ERA:	(8, 1)	2.0		6	0	0	0	0	0	0	0	0	0	12	15	0.00	0.000										

Batter	1	2	3	4	5	6	7	8	9	AB	R	H	RBI	BB	SO	LOB	BOTTOM											
24 Grady Sizemore, L OBP: 0.439, SLG: 0.563	48 S		G3		FC4-6			F9		3	1	0	0	2	0	4	Boston Red Sox @ Cleveland Indians Jacobs Field, Cleveland, OH Tue Oct 16 2007, 8:00 PM EDT Att. 44,008 - Overcast - 66 F											
13 Adrián Cabrera, S OBP: 0.270, SLG: 0.354	K		F8		41 1B		K	FC5-4		5	1	1	1	0	2	4												
48 Travis Hafner, L OBP: 0.368, SLG: 0.419	K			K	K		K			4	0	0	0	0	4	4												
41 Victor Martinez, S OBP: 0.432, SLG: 0.500	L9			L8	2 HR		F8			4	1	1	1	0	0	2												
2 Johnny Peralta, R OBP: 0.486, SLG: 0.750	K				HR		P3			4	1	2	3	0	1	0												
Kenny Lofton, L OBP: 0.371, SLG: 0.515	G3			G3			K			4	1	1	0	0	1	1												
Casey Blake, R OBP: 0.235, SLG: 0.394	K				HR		G5-3			4	1	2	2	0	1	0												
Franklin Gutierrez, R OBP: 0.308, SLG: 0.318			24 G3					K		2	1	1	0	2	1	0												
10 Kelly Shoppach, R OBP: 0.625, SLG: 0.833	K							13 FC5-4		3	0	1	0	0	2	3												
Inning Stats	R: 0 E: 0 K: 2 S: 11	H: 0 LOB: 1 BB: 1 P: 17	R: 0 E: 0 K: 2 S: 7	H: 0 LOB: 0 BB: 0 P: 8	R: 0 E: 0 K: 1 S: 10	H: 0 LOB: 1 BB: 1 P: 17	R: 0 E: 0 K: 1 S: 6	H: 1 LOB: 1 BB: 0 P: 10	R: 7 E: 0 K: 2 S: 30	H: 7 LOB: 2 BB: 1 P: 49	R: 0 E: 0 K: 2 S: 13	H: 0 LOB: 1 BB: 1 P: 20	R: 0 E: 0 K: 1 S: 10	H: 0 LOB: 0 BB: 0 P: 13	R: 0 E: 0 K: 1 S: 11	H: 1 LOB: 1 BB: 0 P: 17		1B: 6 2B: 1 3B: 0 HR: 2	SF: 0 SAC: 0 DP: 0 HBP: 1	WP: 0 PB: 0 SB: 2 CS: 0	PA: 38							
PITCHER	IP	WLS	BF	H	R	ER	SO	BB	IBB	HBP	BLK	WP	HR	S	P	ERA	WHIP											
49 Tim Wakefield, R ERA: 9.64	(1, 1)	4.2	L	22	5	5	5	7	2	0	0	0	0	1	51	76	9.64	1.500										
17 Manny Delcarmen, R ERA: 9.0	(5, 1)	0.1		5	3	2	2	1	1	0	0	0	0	1	13	25	54.00	12.000										
31 Jon Lester, L ERA: 4.91	(6, 1)	3.0		11	1	0	0	4	1	0	0	0	0	34	50	0.00	0.667											

Batter	1	2	3	4	5	6	7	8	9	AB	R	H	RBI	BB	SO	LOB	TOP			
15 Dustin Pedroia, R OBP: 0.278, SLG: 0.303	G6-3		G1-6-3 1B		G6-3		2B 20 3B	BB 20		4	1	2	0	1	0	0	Boston Red Sox @ Cleveland Indians Jacobs Field, Cleveland, OH Thu Oct 18 2007, 8:00 PM EDT Att. 44,588 - Clear - 69 F livebaseballscorecards.com			
20 Kevin Youkilis, R OBP: 0.432, SLG: 0.742	HR		G1-6-3 1-2		G5-3		3B 34 SF7	BB 1-2 2-3 3-H		4	2	2	3	1	0	1				
34 David Ortiz, L OBP: 0.639, SLG: 1.000	K		1B 1B		1B 25 HBP WP		SF7	SF8		2	1	1	2	1	1	0				
Manny Ramirez, R OBP: 0.611, SLG: 0.960 2 Jacoby Ellsbury, L (8, 7)	2B 25 1B		1B		BB 25 HBP		K	K		4	0	2	1	1	2	2				
25 Mike Lowell, R OBP: 0.324, SLG: 0.483	1B 2H		K		BB		F8	F8		0	0	0	0	0	0	0				
Bobby Kielty, S OBP: 0.500, SLG: 0.400 7 J.D. Drew, L OBP: 0.286, SLG: 0.296	K		K		HBP		F9	F9		4	0	1	0	0	1	1				
Jason Varitek, S OBP: 0.226, SLG: 0.367	HBP		1B		1B		G6-3	F9		3	0	1	0	0	1	3				
Coco Crisp, S OBP: 0.188, SLG: 0.194	K		K		K		G5-3	FC1 15 PB 23 1B 20 BB		1	1	1	0	1	0	0				
23 Julio Lugo, R OBP: 0.267, SLG: 0.250	F9		G6-3		K		K	2B 20 BB 34 SF8 15 PB		1	1	1	0	0	1	3				
Inning Stats	R: 1 E: 0 K: 1 S: 10	H: 3 LOB: 2 BB: 0 P: 12	R: 0 E: 0 K: 2 S: 11	H: 0 LOB: 1 BB: 0 P: 21	R: 1 E: 0 K: 1 S: 15	H: 2 LOB: 1 BB: 1 P: 26	R: 0 E: 0 K: 1 S: 7	H: 2 LOB: 1 BB: 0 P: 10	R: 0 E: 0 K: 1 S: 14	H: 0 LOB: 0 BB: 0 P: 13	R: 2 E: 0 K: 1 S: 12	H: 2 LOB: 0 BB: 0 P: 17	R: 3 E: 1 K: 1 S: 16	H: 1 LOB: 2 BB: 3 P: 29	R: 0 E: 0 K: 0 S: 8	H: 1 LOB: 1 BB: 0 P: 13	1B: 7 2B: 3 3B: 1 HR: 1	SF: 2 SAC: 0 DP: 2 HBP: 2	WP: 1 PB: 1 SB: 0 CS: 0	PA: 44
PITCHER	IP WLS BF H R ER SO BB IBB HBP BLK WP HR S P ERA WHIP																			
CC Sabathia, L ERA: 8.8	(1, 1) 6.0 L 29 10 4 4 6 2 0 0 0 0 1 1 70 112 6.00 2.000																			
63 Rafael Betancourt, R ERA: 5.4	(7, 1) 1.0 3 0 0 0 1 0 0 0 0 0 0 9 11 0.00 0.000																			
53 Rafael Perez, L ERA: 5.4	(8, 1) 0.1 4 1 3 1 0 1 0 0 0 0 0 8 13 27.00 6.000																			
40 Tom Mastny, R ERA: 1.800	(8, 1) 1.2 8 1 0 0 1 2 0 0 0 0 0 0 16 29 0.00 1.800																			

Batter	1	2	3	4	5	6	7	8	9	AB	R	H	RBI	BB	SO	LOB	BOTTOM					
24 Grady Sizemore, L OBP: 0.444, SLG: 0.583	2B 13 1B 48 G6-3		K		1B			F7		4	1	2	0	0	1	0	Boston Red Sox @ Cleveland Indians Jacobs Field, Cleveland, OH Thu Oct 18 2007, 8:00 PM EDT Att. 44,588 - Clear - 69 F livebaseballscorecards.com					
13 Adrián Cabrera, S OBP: 0.266, SLG: 0.316	1B 48 G6-3		G4-3		K		K	K		4	0	1	0	0	2	2						
48 Travis Hafner, L OBP: 0.333, SLG: 0.371	G6-3		K		K		K	G6-3		4	0	0	0	0	2	1						
41 Victor Martinez, S OBP: 0.415, SLG: 0.472	1B		G6-3		G6-3		G6-3	K		4	0	1	0	0	1	0						
25 Ryan Garko, R OBP: 0.419, SLG: 0.481	K		G1-3		K		K	2B 2 G6-3		4	0	1	0	0	2	1						
2 Jhonny Peralta, R OBP: 0.436, SLG: 0.667	K		G3		G3		G5-3	G6-3		4	0	0	0	0	1	1						
Kenny Lofton, L OBP: 0.359, SLG: 0.472	G1-3		F7		F7		E1	BB		3	0	0	0	1	0	0						
Franklin Gutierrez, R OBP: 0.300, SLG: 0.280	BB		K		K		F8	F8		3	0	0	0	1	1	3						
Casey Blake, R OBP: 0.243, SLG: 0.389	K		24 1B		1B		K			3	0	1	0	0	2	2						
Inning Stats	R: 1 E: 0 K: 1 S: 11	H: 3 LOB: 1 BB: 0 P: 16	R: 0 E: 0 K: 2 S: 11	H: 0 LOB: 1 BB: 1 P: 17	R: 0 E: 0 K: 2 S: 8	H: 0 LOB: 0 BB: 0 P: 9	R: 0 E: 0 K: 2 S: 5	H: 0 LOB: 0 BB: 0 P: 6	R: 0 E: 0 K: 2 S: 11	H: 2 LOB: 2 BB: 0 P: 19	R: 0 E: 0 K: 2 S: 10	H: 0 LOB: 0 BB: 0 P: 13	R: 0 E: 1 K: 1 S: 10	H: 0 LOB: 1 BB: 0 P: 16	R: 0 E: 0 K: 1 S: 8	H: 0 LOB: 0 BB: 0 P: 13	R: 0 E: 0 K: 1 S: 12	H: 1 LOB: 2 BB: 1 P: 22	1B: 4 2B: 2 3B: 0 HR: 0	SF: 0 SAC: 0 DP: 1 HBP: 0	WP: 0 PB: 0 SB: 0 CS: 0	PA: 35
PITCHER	IP WLS BF H R ER SO BB IBB HBP BLK WP HR S P ERA WHIP																					
19 Josh Beckett, R ERA: 1.17	(1, 1) 8.0 W 30 5 1 0 0 1 1 0 0 0 0 0 74 109 0.00 0.750																					
56 Jonathan Papelbon, R ERA: 1.17	(9, 1) 1.0 5 1 0 0 1 1 0 0 0 0 0 0 12 22 0.00 2.000																					

Batter	1	2	3	4	5	6	7	8	9	AB	R	H	RBI	BB	SO	LOB	TOP				
24 Grady Sizemore, L OBP: 0.408, SLG: 0.525	G6-3		L9		G4-6-3			G4-3		4	0	0	0	0	0	3	Cleveland Indians @ Boston Red Sox Fenway Park, Boston, MA Sat Oct 20 2007, 8:00 PM EDT Att: 37,163 - Partly Cloudy - 67 F				
13 Asdrúbal Cabrera, S OBP: 0.244, SLG: 0.299	G4-3		F9			P4		G4-3		4	0	0	0	0	0	2					
48 Travis Hafner, L OBP: 0.304, SLG: 0.333	K		G3			K		F8		4	0	0	0	0	2						
41 Victor Martínez, S OBP: 0.422, SLG: 0.550		HR				K		G1-3		4	1	2	1	0	1	0					
25 Ryan Garko, R OBP: 0.400, SLG: 0.516	K		F7			2 SF9		G5-3		4	1	1	0	0	1	1					
2 Johnny Peralta, R OBP: 0.409, SLG: 0.632	G5-3		K			SF9				2	0	0	1	0	1	1					
Kenny Lofton, L OBP: 0.333, SLG: 0.436	F7		G3			G4-3				3	0	0	0	0	0	1					
Trot Nixon, L OBP: 0.455, SLG: 0.818			13 F9 1B			L9				3	0	2	0	0	0	0					
Casey Blake, R OBP: 0.250, SLG: 0.385			F7 1B			F7		F9		3	0	1	0	0	0	1					
Inning Stats	R: 0 E: 0 K: 1 S: 8	H: 0 LOB: 0 BB: 0 P: 11	R: 1 E: 0 K: 1 S: 8	H: 1 LOB: 0 BB: 0 P: 11	R: 0 E: 0 K: 0 S: 11	H: 2 LOB: 2 BB: 0 P: 18	R: 0 E: 0 K: 1 S: 9	H: 1 LOB: 1 BB: 0 P: 12	R: 0 E: 0 K: 2 S: 8	H: 0 LOB: 0 BB: 0 P: 11	R: 1 E: 0 K: 0 S: 8	H: 1 LOB: 0 BB: 0 P: 13	R: 0 E: 0 K: 0 S: 5	H: 0 LOB: 0 BB: 0 P: 8	R: 0 E: 0 K: 0 S: 7	H: 0 LOB: 0 BB: 0 P: 9		1B: 4 2B: 0 3B: 1 HR: 1	SF: 1 SAC: 0 DP: 1 HBP: 0	WP: 0 PB: 0 SB: 0 CS: 0	PA: 32
PITCHER	IP	WLS	BF	H	R	ER	SO	BB	IBB	HBP	BLK	WP	HR	S	P	ERA	WHIP				
38 Curt Schilling, R ERA: 3.38	7.0	W	26	6	2	2	5	0	0	0	0	0	1	60	90	2.57	0.857				
48 Javier López, L ERA: 15.43	1.0		3	0	0	0	0	0	0	0	0	0	0	5	8	0.00	0.000				
Eric Gagne, R ERA: 8.1	1.0		3	0	0	0	0	0	0	0	0	0	0	7	9	0.00	0.000				

Batter	1	2	3	4	5	6	7	8	9	AB	R	H	RBI	BB	SO	LOB	BOTTOM				
15 Dustin Pedroia, R OBP: 0.317, SLG: 0.351	34 BB 7 HR 20 1B	20 1B	20 1B		G4-3			F8		4	2	2	0	1	0	0	Cleveland Indians @ Boston Red Sox Fenway Park, Boston, MA Sat Oct 20 2007, 8:00 PM EDT Att: 37,163 - Partly Cloudy - 67 F				
20 Kevin Youkilis, R OBP: 0.476, SLG: 0.743	34 BB 7 HR	34 G6-3	E4 34 G3		G5-3			SF8		4	2	3	1	1	0	0					
34 David Ortiz, L OBP: 0.610, SLG: 0.923 Eric Hinske, L	7 HR	G6-3	G3					25 1B		4	1	1	0	1	1	3					
Manny Ramirez, R OBP: 0.585, SLG: 0.889 Coco Crisp, S	K				G5-3			SF8		2	1	0	1	2	1	3					
25 Mike Lowell, R OBP: 0.359, SLG: 0.485	F9							7 1B		0	0	0	0	0	0	0					
7 J.D. Drew, L OBP: 0.333, SLG: 0.438	HR		23 2B		F7			BB		4	1	2	1	1	0	5					
Jason Varitek, S OBP: 0.250, SLG: 0.333			F8		F9			1B		5	2	3	5	0	1	1					
2 Jacoby Ellsbury, L OBP: 0.167, SLG: 0.167	G1-3		23 2B		F8			BB		3	0	0	0	2	0	2					
23 Julio Lugo, R OBP: 0.265, SLG: 0.281 13 Alex Cora, L	K		20 1B		G6-3			G5-3		5	1	1	1	0	1	4					
Inning Stats	R: 4 E: 0 K: 1 S: 19	H: 3 LOB: 1 BB: 2 P: 36	R: 0 E: 0 K: 1 S: 12	H: 2 LOB: 1 BB: 0 P: 16	R: 6 E: 1 K: 0 S: 16	H: 4 LOB: 2 BB: 4 P: 37	R: 0 E: 0 K: 0 S: 7	H: 0 LOB: 0 BB: 0 P: 12	R: 0 E: 0 K: 0 S: 6	H: 0 LOB: 0 BB: 0 P: 8	R: 0 E: 0 K: 2 S: 9	H: 1 LOB: 1 BB: 0 P: 14	R: 0 E: 0 K: 1 S: 6	H: 0 LOB: 0 BB: 0 P: 8	R: 2 E: 0 K: 0 S: 12	H: 3 LOB: 3 BB: 2 P: 22		1B: 9 2B: 3 3B: 0 HR: 1	SF: 1 SAC: 0 DP: 1 HBP: 0	WP: 0 PB: 0 SB: 0 CS: 0	PA: 44
PITCHER	IP	WLS	BF	H	R	ER	SO	BB	IBB	HBP	BLK	WP	HR	S	P	ERA	WHIP				
55 Roberto Hernandez, R ERA: 7.2	2.0	L	15	6	7	7	2	4	0	0	0	0	0	9	16	54.00	12.000				
53 Rafael Perez, L ERA: 7.71	0.1		5	3	3	2	0	1	0	0	0	0	0	33	63	31.50	5.000				
32 Aaron Laffey, L ERA:	4.2		16	1	0	0	3	1	0	0	0	0	0	33	52	0.00	0.429				
47 Joe Borowski, R ERA: 4.5	1.0		8	3	2	2	0	2	0	0	0	0	0	12	22	18.00	5.000				

AB	31
R	2
H	6
RBI	2
BB	0
SO	5
LOB	11

AB	35
R	12
H	13
RBI	11
BB	8
SO	5
LOB	18

Batter	1	2	3	4	5	6	7	8	9	AB	R	H	RBI	BB	SO	LOB	TOP							
24 Grady Sizemore, L OBP: 0.396, SLG: 0.512										3	0	1	1	0	1	1	Cleveland Indians @ Boston Red Sox Fenway Park, Boston, MA Sun Oct 21 2007, 8:00 PM EDT Att: 37,165 - Clear - 66 F							
13 Asdrúbal Cabrera, S OBP: 0.245, SLG: 0.283										4	0	1	0	0	1									
48 Travis Hafner, L OBP: 0.300, SLG: 0.349										4	1	1	0	0	2	2								
41 Victor Martinez, S OBP: 0.388, SLG: 0.500										4	0	0	0	0	0	3								
25 Ryan Garko, R OBP: 0.385, SLG: 0.514										4	0	1	1	0	0	2								
2 Johnny Peralta, R OBP: 0.396, SLG: 0.595										4	0	1	0	0	0	1								
Kenny Lofton, L OBP: 0.326, SLG: 0.419										4	0	1	0	0	0	1								
Franklin Gutierrez, R OBP: 0.324, SLG: 0.310										4	1	2	0	0	0	1								
Casey Blake, R OBP: 0.273, SLG: 0.395										4	0	2	0	0	0	3								
Inning Stats	R: 0 E: 0 K: 1 S: 9	H: 0 LOB: 0 BB: 0 P: 13	R: 0 E: 0 K: 0 S: 7	H: 0 LOB: 0 BB: 0 P: 8	R: 0 E: 0 K: 1 S: 14	H: 1 LOB: 1 BB: 0 P: 23	R: 1 E: 0 K: 0 S: 15	H: 2 LOB: 1 BB: 0 P: 22	R: 1 E: 0 K: 1 S: 17	H: 3 LOB: 1 BB: 0 P: 22	R: 0 E: 0 K: 0 S: 7	H: 0 LOB: 0 BB: 0 P: 11	R: 0 E: 1 K: 0 S: 8	H: 1 LOB: 1 BB: 0 P: 11	R: 0 E: 0 K: 1 S: 10	H: 2 LOB: 2 BB: 0 P: 11	R: 0 E: 0 K: 0 S: 8	H: 1 LOB: 0 BB: 0 P: 8	1B: 8 2B: 2 3B: 0 HR: 0	SF: 1 SAC: 0 DP: 1 HBP: 0	WP: 1 PB: 0 SB: 0 CS: 0	PA: 36		
PITCHER	IP WLS BF H R ER SO BB IBB HBP BLK WP HR S P ERA WHIP	18 Daisuke Matsuzaka, R ERA: 5.65	5.0 W 20 6 2 2 3 0 0 0 0 1 0 62 88 3.60 1.200	37 Hideki Okajima, L ERA: 6.11	2.0 H 9 3 0 0 0 0 0 0 0 0 0 18 25 0.00 1.500	58 Jonathan Papelbon, R ERA: 6.11	2.0 S 7 1 0 0 1 0 0 0 0 0 0 0 15 16 0.00 0.500																	

Batter	1	2	3	4	5	6	7	8	9	AB	R	H	RBI	BB	SO	LOB	BOTTOM						
15 Dustin Pedroia, R OBP: 0.348, SLG: 0.476										5	3	3	5	0	0	2	Cleveland Indians @ Boston Red Sox Fenway Park, Boston, MA Sun Oct 21 2007, 8:00 PM EDT Att: 37,165 - Clear - 66 F						
20 Kevin Youkilis, R OBP: 0.489, SLG: 0.825										5	2	3	2	0	1	0							
34 David Ortiz, L OBP: 0.543, SLG: 0.774										5	0	0	0	0	2	3							
Manny Ramirez, R OBP: 0.578, SLG: 0.833										3	0	1	1	1	1	0							
Coco Crisp, S OBP: 0.198, SLG: 0.194										0	0	0	0	0	0	0							
25 Mike Lowell, R OBP: 0.372, SLG: 0.528										3	1	2	1	0	1	0							
7 J.D. Drew, L OBP: 0.324, SLG: 0.417										4	1	1	1	0	0	4							
Jason Varitek, S OBP: 0.300, SLG: 0.432										4	2	3	0	0	1	0							
2 Jacoby Ellsbury, L OBP: 0.300, SLG: 0.222										3	2	1	0	1	0	1							
23 Julio Lugo, R OBP: 0.270, SLG: 0.286										3	0	1	0	0	1	4							
Inning Stats	R: 1 E: 0 K: 1 S: 14	H: 4 LOB: 2 BB: 0 P: 23	R: 1 E: 0 K: 0 S: 7	H: 2 LOB: 0 BB: 0 P: 9	R: 1 E: 0 K: 0 S: 7	H: 1 LOB: 1 BB: 1 P: 19	R: 0 E: 0 K: 0 S: 9	H: 2 LOB: 1 BB: 0 P: 15	R: 0 E: 0 K: 2 S: 10	H: 0 LOB: 0 BB: 0 P: 14	R: 0 E: 0 K: 2 S: 9	H: 0 LOB: 0 BB: 0 P: 14	R: 2 E: 1 K: 0 S: 12	H: 1 LOB: 0 BB: 0 P: 14	R: 6 E: 0 K: 2 S: 23	H: 5 LOB: 0 BB: 1 P: 36	1B: 8 2B: 5 3B: 0 HR: 2	SF: 1 SAC: 1 DP: 3 HBP: 0	WP: 0 PB: 0 SB: 0 CS: 0	PA: 39			
PITCHER	IP WLS BF H R ER SO BB IBB HBP BLK WP HR S P ERA WHIP	37 Jake Westbrook, R ERA: 5.6	6.0 L 25 5 7 6 1 0 1 0 0 0 1 29 41 4.50 3.000	63 Rafael Betancourt, R ERA: 5.4	1.2 12 5 7 6 1 0 1 0 0 0 0 1 29 41 32.40 3.000	50 Jensen Lewis, R ERA: 4.7	0.1 2 1 1 1 1 0 0 0 0 0 0 1 6 9 27.00 3.000																

AB 35
R 2
H 10
RBI 2
BB 0
SO 4
LOB 15



AB 35
R 11
H 15
RBI 10
BB 2
SO 7
LOB 14

