

# Cleveland Indians - 2009





Batter	1	2	3	4	5	6	7	8	9	AB	R	H	RBI	BB	SO	LOB	TOP					
2 Felipe Lopez, S OBP: 0.500, SLG: 0.400 14 Ryan Roberts, R OBP: 0.667, SLG: 1.000	0-0 CS 1B		G3		0-0 FC4-6 1B	1-0 SAFE 1B	0-0 3B 2B	1-0 HBP		3	0	2	0	0	0	0	<b>Arizona Diamondbacks @ Cleveland Indians</b> Goodyear Ballpark, Goodyear, AZ Thu Feb 26 2009, 3:05 PM EST Att: 4,301 - Sunny - 73 F					
6 Stephen Drew, L OBP: 0.400, SLG: 0.600	0-0 F8				0-0 FC4-6 1B	0-0 1-H 2-3 2B	0-0 3-H 2B	0-0 G3		2	1	0	0	1	0	2						
24 Chris Young, R OBP: 0.500, SLG: 1.000 26 Miguel Montero, L OBP: 0.500, SLG: 0.333	1-0 G5-3		F8		0-0 34 1B 10 SF7 1B	0-0 G6-3	0-0	0-0 G6-3		3	1	1	0	0	0	2						
32 John Hester, R OBP: 0.250, SLG: 1.000	1-2				0-0 10 E 2B	0-0 10 E HBP	1-3 3-H 1B	0-3 K		2	2	2	1	0	0	0						
10 Justin Upton, R OBP: 0.333, SLG: 0.250 8 Rusty Ryal, R OBP: 0.667, SLG: 0.500	0-0 E1		E9		0-0 27 1B 1B	0-0 SF7	0-0 73 E 74 1B 1B	0-0 73 FC3-6 BB	0-0 G4-3	2	1	1	1	0	0	0						
27 Mark Reynolds, R OBP: 0.167, SLG: 0.200 73 Trent Oeltjen, L OBP: 0.200, SLG: 0.200	0-0 G6-4-3		19 S 31 S 1B		0-0 16 1B 1B	0-0 K	0-0 FC3	0-0 FC3-6		3	0	1	1	0	1	2						
31 Tony Clark, S OBP: 0.250, SLG: 0.250	4-0 BB		K		0-0 G1-3	0-0 16 1B 1B	0-0 FC3	0-0 FC3-6		1	0	0	0	1	1	1						
19 Chris Snyder, R OBP: 0.250, SLG: 0.250	0-3 K		L4		0-0 14 CS 12 1B 1B	0-0 12 1B 1B	0-0 12 2B 1B	0-0 1-3 2-H 2B		2	0	0	0	0	1	2						
16 Josh Wilson, R OBP: 0.750, SLG: 1.000	0-0 K		G5-3		0-0 14 CS 14 2B 1B	0-0 G6-3	0-0 G6-3	0-0 SF8		3	1	3	2	0	0	0						
12 Chris Roberson, S OBP: 0.250, SLG: 0.333	0-0 P4		G5-3		0-0 14 CS 14 2B 1B	0-0 G6-3	0-0 SF8		2	0	0	0	0	0	1	1						
12 Evan Frey, L OBP: 0.250, SLG: 0.333										1	0	0	0	0	0	1						
<b>Inning Stats</b>	R: 0 E: 0 K: 0 S: 3	H: 1 LOB: 0 BB: 4	R: 1 E: 1 K: 1 S: 6	H: 1 LOB: 1 BB: 1 P: 10	R: 0 E: 0 K: 0 S: 3	H: 0 LOB: 1 BB: 1 P: 7	R: 2 E: 1 K: 1 S: 7	H: 2 LOB: 1 BB: 0 P: 9	R: 2 E: 0 K: 1 S: 8	H: 3 LOB: 1 BB: 0 P: 8	R: 2 E: 0 K: 0 S: 6	H: 4 LOB: 1 BB: 0 P: 7	R: 5 E: 1 K: 0 S: 11	H: 7 LOB: 1 BB: 0 P: 11	R: 2 E: 1 K: 0 S: 5	H: 1 LOB: 2 BB: 1 P: 10		R: 0 E: 0 K: 1 S: 5	H: 0 LOB: 0 BB: 5	1B: 13 2B: 5 3B: 0 HR: 1	SF: 2 SAC: 0 DP: 1 HBP: 2	WP: 0 PB: 0 SB: 2 CS: 3
<b>PITCHER</b>	IP WLS BF H R ER SO BB IBB HBP BLK WP HR S P ERA WHIP	2.0 8 2 1 0 0 1 0 0 0 0 0 0 9 14 0.00 1.500	3.1 4 0 0 0 0 1 0 0 0 0 0 0 3 7 0.00 1.000	4.1 H 6 2 2 1 1 0 0 0 0 0 0 7 9 9.00 2.000	5.1 L 11 7 4 4 1 0 0 0 0 0 0 13 14 21.60 4.200	6.1 L 10 7 6 2 0 0 0 0 0 0 0 1 11 18.00 7.000	<b>PITCHER</b>	IP WLS BF H R ER SO BB IBB HBP BLK WP HR S P ERA WHIP	7.1 1.1 8 1 2 0 0 1 0 0 0 0 0 6 11 0.00 1.500	8.1 1.0 3 0 0 0 1 0 0 0 0 0 0 5 5 0.00 0.000												

Batter	1	2	3	4	5	6	7	8	9	AB	R	H	RBI	BB	SO	LOB	BOTTOM						
24 Grady Sizemore, L OBP: 0.500, SLG: 0.667 29 Josh Barfield, R OBP: 0.500, SLG: 0.667	0-0 G3		7 2B 10 SF8 1B		1-0 10 S 1B	4-0 76 1B BB		0-0 G6-3		3	1	2	2	0	0	0	<b>Arizona Diamondbacks @ Cleveland Indians</b> Goodyear Ballpark, Goodyear, AZ Thu Feb 26 2009, 3:05 PM EST Att: 4,301 - Sunny - 73 F						
7 Mark DeRosa, R OBP: 0.333, SLG: 1.000 4 Tony Graffanino, R OBP: 0.500, SLG: 0.667	0-3 K		10 SF8 78 1B 2B		0-0 P4	4-0 76 1B 67 WP BB		0-3 K		3	1	1	0	0	1	1							
10 Kelly Shoppach, R OBP: 0.500, SLG: 0.500	0-0 P3		SF8		0-3 K	0-0 67 WP 1B		0-3 K		2	0	0	1	0	1	1							
78 Beau Mills, L OBP: 0.333, SLG: 0.333 67 Jordan Brown, L OBP: 0.500, SLG: 0.500	0-0 G4-3		2-3 3-H 1B		0-0 F7	1-0 P5		0-0 F8		3	0	1	1	0	0	0							
71 Matt LaPorta, R OBP: 0.500, SLG: 1.167 79 Chris Gimenez, R OBP: 0.500, SLG: 1.167	1-0 HR		3-H 1B		0-0 F9	0-0 66 G4-3 2B		0-0 F9		3	1	2	1	0	0	1							
66 Stephen Head, L OBP: 0.400, SLG: 1.000 8 Wilson Valdez, R OBP: 0.500, SLG: 1.000	0-0 G4-3		65 2B BB		0-0 G4-3	0-3 K		0-0 G4-3		3	1	0	0	0	0	1							
Asdrubal Cabrera, S OBP: 0.500, SLG: 0.667 1 Luis Valbuena, L OBP: 0.500, SLG: 0.667	0-0 F7		65 2B 24 WP BB		4-0 65 2B 24 WP BB	0-3 K		0-3 K		2	1	0	0	1	0	1							
73 Jesus Merchan, R OBP: 0.500, SLG: 0.667			65 G3-1 24 1B 2B		0-3 K	1-0 93 G6-4-3 HBP		0-0 G6-3		3	1	1	0	0	1	2							
65 Damaso Espino, R OBP: 0.500, SLG: 1.000 93 Nick Weglarz, L OBP: 0.500, SLG: 1.000	0-0 G3-1		24 WP 24 1B 2B		0-0 G4-3	0-0 G6-4-3		0-0 G3-1		2	1	1	1	0	0	1							
<b>Inning Stats</b>	R: 0 E: 0 K: 1 S: 5	H: 0 LOB: 0 BB: 0 P: 5	R: 1 E: 0 K: 0 S: 4	H: 1 LOB: 0 BB: 0 P: 5	R: 3 E: 0 K: 0 S: 7	H: 4 LOB: 1 BB: 0 P: 7	R: 3 E: 1 K: 2 S: 10	H: 2 LOB: 1 BB: 1 P: 15	R: 0 E: 0 K: 0 S: 4	H: 1 LOB: 0 BB: 0 P: 4	R: 2 E: 0 K: 0 S: 3	H: 1 LOB: 1 BB: 2 P: 13	R: 0 E: 0 K: 2 S: 7	H: 0 LOB: 0 BB: 0 P: 7	R: 0 E: 0 K: 0 S: 3	H: 0 LOB: 0 BB: 0 P: 3		R: 0 E: 0 K: 2 S: 7	H: 0 LOB: 0 BB: 0 P: 7	1B: 4 2B: 4 3B: 0 HR: 1	SF: 1 SAC: 0 DP: 1 HBP: 1	WP: 2 PB: 0 SB: 2 CS: 0	PA: 40
<b>PITCHER</b>	IP WLS BF H R ER SO BB IBB HBP BLK WP HR S P ERA WHIP	2.0 7 1 1 1 1 1 0 0 0 0 0 0 9 10 4.50 0.500	3.1 1.1 12 6 6 5 1 1 0 0 0 0 0 13 18 33.75 5.250	4.1 1.2 6 1 0 0 1 0 0 0 0 0 0 8 8 0.00 0.600	5.1 1.0 W 6 1 2 2 0 2 0 1 0 1 0 3 13 18.00 3.000	6.1 1.0 3 0 0 0 2 0 0 0 0 0 0 7 7 0.00 0.000	<b>PITCHER</b>	IP WLS BF H R ER SO BB IBB HBP BLK WP HR S P ERA WHIP	8.1 1.0 3 0 0 0 2 0 0 0 0 0 0 7 7 0.00 0.000	9.1 1.0 3 0 0 0 2 0 0 0 0 0 0 7 7 0.00 0.000													

AB 43  
R 15  
H 19  
RBI 13  
BB 3  
SO 4  
LOB 18



AB 35  
R 9  
H 9  
RBI 7  
BB 3  
SO 7  
LOB 10





Batter	1	2	3	4	5	6	7	8	9	AB	R	H	RBI	BB	SO	LOB	TOP				
12 Scott Hairston, R 63 Luis Durango, S OBP: 0.333, SLG: 0.667	G5-3		BB				G1-3		10 WP 2B	2	0	0	0	1	1	0	<b>San Diego Padres @ Cleveland Indians</b> Goodyear Ballpark, Goodyear, AZ Fri Feb 27 2009, 3:05 PM EST Att: 3,530 - Sunny - 73 F				
22 David Eckstein, R 10 Matt Antonelli, R OBP: 0.500, SLG: 0.500	3B		P6				G1-4-3		66 1B	3	0	1	0	0	0	1					
23 Adrián González, L 66 Kyle Blanks, R OBP: 0.400, SLG: 0.400	P6								2 1B	3	0	1	0	0	0	1					
5 Kevin Kouzmanoff, R 26 Jose Lobaton, S OBP: 0.667, SLG: 2.000	K								2 1B	2	1	1	1	1	1	1					
7 Chase Headley, S 30 Eliezer Alfonzo, R										3	0	0	0	0	2	2					
2 Edgar Gonzalez, R 18 Travis Denker, R OBP: 0.667, SLG: 0.800	25 G6-4-3 1B								67 G6-4-3 BB	3	1	3	0	0	0	0					
25 Will Venable, L 67 Cedric Hunter, L OBP: 0.167, SLG: 0.167	G6-4-3 1-2									3	0	1	1	0	1	4					
4 Nick Hundley, R 1 Everth Cabrera, S OBP: 0.333, SLG: 0.333										3	0	1	0	0	1	4					
15 Luis Antonio Rodriguez, S 11 Drew Macias, L OBP: 0.500, SLG: 0.750	G5-4-3 1-2									2	0	0	0	0	0	1					
										2	0	0	0	0	0	1					
<b>Inning Stats</b>	R: 0 E: 0 K: 1 S: 6	H: 1 LOB: 1 BB: 0 P: 6	R: 0 E: 0 K: 0 S: 3	H: 1 LOB: 0 BB: 0 P: 3	R: 0 E: 0 K: 0 S: 3	H: 1 LOB: 1 BB: 1 P: 7	R: 2 E: 0 K: 1 S: 8	H: 3 LOB: 1 BB: 0 P: 9	R: 0 E: 0 K: 3 S: 11	H: 2 LOB: 3 BB: 1 P: 15	R: 0 E: 0 K: 0 S: 5	H: 2 LOB: 2 BB: 0 P: 5	R: 0 E: 0 K: 0 S: 2	H: 0 LOB: 0 BB: 1 P: 6	R: 1 E: 0 K: 2 S: 9	H: 2 LOB: 1 BB: 0 P: 10	1B: 7 2B: 3 3B: 1 HR: 1	SF: 0 SAC: 0 DP: 3 HBP: 0	WP: 1 PB: 0 SB: 0 CS: 0	PA: 39	
<b>PITCHER</b>	IP WLS BF H R ER SO BB IBB HBP BLK WP HR S P ERA WHIP	IP WLS BF H R ER SO BB IBB HBP BLK WP HR S P ERA WHIP	IP WLS BF H R ER SO BB IBB HBP BLK WP HR S P ERA WHIP	IP WLS BF H R ER SO BB IBB HBP BLK WP HR S P ERA WHIP	IP WLS BF H R ER SO BB IBB HBP BLK WP HR S P ERA WHIP	IP WLS BF H R ER SO BB IBB HBP BLK WP HR S P ERA WHIP	IP WLS BF H R ER SO BB IBB HBP BLK WP HR S P ERA WHIP	IP WLS BF H R ER SO BB IBB HBP BLK WP HR S P ERA WHIP	IP WLS BF H R ER SO BB IBB HBP BLK WP HR S P ERA WHIP	IP WLS BF H R ER SO BB IBB HBP BLK WP HR S P ERA WHIP	IP WLS BF H R ER SO BB IBB HBP BLK WP HR S P ERA WHIP	IP WLS BF H R ER SO BB IBB HBP BLK WP HR S P ERA WHIP	IP WLS BF H R ER SO BB IBB HBP BLK WP HR S P ERA WHIP	IP WLS BF H R ER SO BB IBB HBP BLK WP HR S P ERA WHIP	IP WLS BF H R ER SO BB IBB HBP BLK WP HR S P ERA WHIP	IP WLS BF H R ER SO BB IBB HBP BLK WP HR S P ERA WHIP	IP WLS BF H R ER SO BB IBB HBP BLK WP HR S P ERA WHIP	IP WLS BF H R ER SO BB IBB HBP BLK WP HR S P ERA WHIP	IP WLS BF H R ER SO BB IBB HBP BLK WP HR S P ERA WHIP	IP WLS BF H R ER SO BB IBB HBP BLK WP HR S P ERA WHIP	IP WLS BF H R ER SO BB IBB HBP BLK WP HR S P ERA WHIP

**AB** 36  
**R** 3  
**H** 12  
**RBI** 3  
**BB** 3  
**SO** 8  
**LOB** 20



Batter	1	2	3	4	5	6	7	8	9	AB	R	H	RBI	BB	SO	LOB	BOTTOM				
26 Trevor Crowe, S	G3									4	0	0	0	0	0	3	<b>San Diego Padres @ Cleveland Indians</b> Goodyear Ballpark, Goodyear, AZ Fri Feb 27 2009, 3:05 PM EST Att: 3,530 - Sunny - 73 F				
11 Jamey Carroll, R 68 Wes Hodges, R OBP: 0.200, SLG: 0.200	K									3	0	1	0	0	1	0					
2 Johnny Peralla, R 1 Luis Valbuena, L	41 HR 2B									3	1	1	0	0	0	1					
41 Victor Martinez, S 77 Carlos Santana, S	2H HR									2	2	2	3	0	0	0					
25 Ryan Garko, R 93 Nick Weglarz, L	L6									2	0	0	0	0	0	0					
12 Ben Francisco, R 61 Michael Brantley, L OBP: 0.250, SLG: 1.000	F9									2	1	1	1	0	0	0					
4 Tony Graffanino, R 26 Andy Cannizaro, R	E5 23 1B									2	1	1	0	0	0	0					
23 Michael Aubrey, L	76 G6-4-3 1B									3	0	1	1	0	0	2					
76 Wyatt Toregas, R	G6-4-3 1-2									1	0	0	0	2	0	1					
										1	0	0	0	2	0	1					
<b>Inning Stats</b>	R: 2 E: 0 K: 1 S: 8	H: 2 LOB: 0 BB: 0 P: 8	R: 1 E: 1 K: 0 S: 4	H: 1 LOB: 0 BB: 0 P: 4	R: 0 E: 0 K: 0 S: 3	H: 0 LOB: 0 BB: 0 P: 3	R: 2 E: 0 K: 0 S: 6	H: 3 LOB: 0 BB: 0 P: 10	R: 0 E: 0 K: 0 S: 3	H: 1 LOB: 1 BB: 1 P: 7	R: 0 E: 0 K: 2 S: 7	H: 0 LOB: 0 BB: 0 P: 7	R: 0 E: 0 K: 0 S: 2	H: 0 LOB: 1 BB: 1 P: 7	R: 0 E: 1 K: 0 S: 4	H: 1 LOB: 1 BB: 0 P: 4	1B: 4 2B: 1 3B: 0 HR: 3	SF: 0 SAC: 0 DP: 4 HBP: 1	WP: 0 PB: 0 SB: 0 CS: 0	PA: 32	
<b>PITCHER</b>	IP WLS BF H R ER SO BB IBB HBP BLK WP HR S P ERA WHIP	IP WLS BF H R ER SO BB IBB HBP BLK WP HR S P ERA WHIP	IP WLS BF H R ER SO BB IBB HBP BLK WP HR S P ERA WHIP	IP WLS BF H R ER SO BB IBB HBP BLK WP HR S P ERA WHIP	IP WLS BF H R ER SO BB IBB HBP BLK WP HR S P ERA WHIP	IP WLS BF H R ER SO BB IBB HBP BLK WP HR S P ERA WHIP	IP WLS BF H R ER SO BB IBB HBP BLK WP HR S P ERA WHIP	IP WLS BF H R ER SO BB IBB HBP BLK WP HR S P ERA WHIP	IP WLS BF H R ER SO BB IBB HBP BLK WP HR S P ERA WHIP	IP WLS BF H R ER SO BB IBB HBP BLK WP HR S P ERA WHIP	IP WLS BF H R ER SO BB IBB HBP BLK WP HR S P ERA WHIP	IP WLS BF H R ER SO BB IBB HBP BLK WP HR S P ERA WHIP	IP WLS BF H R ER SO BB IBB HBP BLK WP HR S P ERA WHIP	IP WLS BF H R ER SO BB IBB HBP BLK WP HR S P ERA WHIP	IP WLS BF H R ER SO BB IBB HBP BLK WP HR S P ERA WHIP	IP WLS BF H R ER SO BB IBB HBP BLK WP HR S P ERA WHIP	IP WLS BF H R ER SO BB IBB HBP BLK WP HR S P ERA WHIP	IP WLS BF H R ER SO BB IBB HBP BLK WP HR S P ERA WHIP	IP WLS BF H R ER SO BB IBB HBP BLK WP HR S P ERA WHIP	IP WLS BF H R ER SO BB IBB HBP BLK WP HR S P ERA WHIP	IP WLS BF H R ER SO BB IBB HBP BLK WP HR S P ERA WHIP

**AB** 29  
**R** 5  
**H** 8  
**RBI** 5  
**BB** 2  
**SO** 3  
**LOB** 12






Batter	1	2	3	4	5	6	7	8	9	AB	R	H	RBI	BB	SO	LOB	TOP						
29 Josh Barfield, R (1,4) OBP: 0.375, SLG: 0.429	L7			K		12 1B 7 BB 1B		P4		4	0	1	0	0	1	1	Cleveland Indians @ Oakland Athletics Phoenix Municipal Stadium, Phoenix, AZ Sat Feb 28 2009, 3:05 PM EST Att: 5,383 - Sunny - 82 F						
7 Mark DeRosa, R (1,5) OBP: 0.333, SLG: 0.750 68 Wes Hodges, R (6,5) OBP: 0.250, SLG: 0.250	G6-3			K		12 1B BB		G1-4-3		2	0	0	0	1	1	0							
12 Ben Francisco, R (1,9) OBP: 0.288, SLG: 0.714 66 Stephen Head, L (6,9) OBP: 0.333, SLG: 0.800	G5-3			G6-3					G3	3	0	1	0	0	0	0							
10 Kelly Shoppach, R (1,2) 65 Damaso Espino, R (7,2) OBP: 0.400, SLG: 0.800		K			G5-3	K			F9	3	0	0	0	0	2	3							
78 Beau Mills, L (1,3) OBP: 0.143, SLG: 0.143		K			F8				K	4	0	0	0	0	3	0							
71 Matt LaPorta, R (1,7) OBP: 0.500, SLG: 1.000 67 Jordan Brown, L (6,7)									G3-1	2	0	1	0	0	0	0							
Asdrúbal Cabrera, S (1,6) 26 Andy Cannizaro, R (6,6)				G5-3					F8	2	0	0	0	0	0	1							
61 Michael Brantley, L (1,8) OBP: 0.200, SLG: 0.200 8 Wilson Valdez, R (6,8)				G4-3					E4 29 S	2	0	0	0	0	0	0							
79 Chris Gimenez, R (1,10)				G1-3					K	3	0	0	0	0	1	1							
<b>Inning Stats</b>	R: 0 E: 0 K: 0 S: 3	H: 0 LOB: 0 BB: 0 P: 3	R: 0 E: 0 K: 2 S: 7	H: 0 LOB: 0 BB: 0 P: 7	R: 0 E: 0 K: 0 S: 3	H: 0 LOB: 0 BB: 0 P: 3	R: 0 E: 0 K: 2 S: 7	H: 0 LOB: 0 BB: 0 P: 7	R: 0 E: 0 K: 1 S: 4	H: 1 LOB: 1 BB: 0 P: 4	R: 0 E: 0 K: 1 S: 7	H: 2 LOB: 3 BB: 1 P: 11	R: 0 E: 0 K: 1 S: 5	H: 0 LOB: 0 BB: 0 P: 5	R: 0 E: 1 K: 1 S: 6	H: 0 LOB: 1 BB: 0 P: 7		R: 0 E: 0 K: 1 S: 5	H: 0 LOB: 0 BB: 0 P: 5	1B: 3 2B: 0 3B: 0 HR: 0	SF: 0 SAC: 0 DP: 0 HBP: 0	WP: 0 PB: 0 SB: 1 CS: 0	PA: 32
<b>PITCHER</b>	IP	WLS	BF	H	R	ER	SO	BB	IBB	HBP	BLK	WP	HR	S	P	ERA		WHIP					
51 Dallas Braden, L (1,1) ERA: 0.00	2.0	6	0	0	0	0	2	0	0	0	0	0	0	10	10	0.00		0.000					
76 Trevor Cahill, R (3,1) ERA: 0.00	2.0	6	0	0	0	0	2	0	0	0	0	0	0	10	10	0.00		0.000					
60 Jeff Gray, R (5,1) ERA: 0.00	1.0	4	1	0	0	0	0	0	0	0	0	0	0	4	4	0.00	1.000						
71 Andrew Bailey, R (6,1) ERA: 0.00	1.0	6	2	0	0	1	1	0	0	0	0	0	0	7	11	0.00	3.000						
45 Chris Schroder, R (7,1) ERA: 0.00	1.0	W	3	0	0	0	1	0	0	0	0	0	0	5	5	0.00	0.000						
66 Jared Lansford, R (8,1) ERA: 0.00	1.0	H	4	0	0	0	1	0	0	0	0	0	0	6	7	0.00	0.000						
54 Tyson Ross, R (9,1) ERA: 0.00	1.0	S	3	0	0	0	1	0	0	0	0	0	0	5	5	0.00	0.000						

Batter	1	2	3	4	5	6	7	8	9	AB	R	H	RBI	BB	SO	LOB	BOTTOM						
6 Travis Buck, L (1,9) OBP: 0.250, SLG: 0.625 65 Javier Herrera, R (7,9)	G1-3		K			F9				3	0	0	0	0	1	1	Cleveland Indians @ Oakland Athletics Phoenix Municipal Stadium, Phoenix, AZ Sat Feb 28 2009, 3:05 PM EST Att: 5,383 - Sunny - 82 F						
15 Ryan Sweeney, L (1,8) OBP: 0.596, SLG: 0.625 23 Matt Carson, R (8,7) OBP: 1.000, SLG: 1.000	L7									2	1	1	0	1	0	0							
5 Matt Holliday, R (1,7) OBP: 0.125, SLG: 0.125 19 Chris Denorfia, R (7,7) OBP: 0.333, SLG: 0.375	G6-3			G4-6-3						2	0	0	0	0	1	1							
3 Eric Chavez, L (1,10) OBP: 0.167, SLG: 0.167		G4-3								3	0	0	0	0	1	1							
35 Landon Powell, S (1,2) OBP: 0.167, SLG: 0.167 Rob Bowen, S (6,2)		G4-3								2	0	0	0	0	0	0							
22 Jack Hannahan, L (1,5) OBP: 0.375, SLG: 0.429 52 Jeff Baisley, R (8,5) OBP: 0.333, SLG: 0.667		G4-3								2	0	0	0	0	1	0							
56 Cliff Pennington, S (1,6) OBP: 0.111, SLG: 0.111 26 Corey Wimbly, S (9,6) OBP: 0.333, SLG: 0.333				P3						3	0	0	0	0	1	0							
77 Sean Doolittle, L (1,3) OBP: 0.500, SLG: 0.333 11 Rajai Davis, R (8, PR) OBP: 0.429, SLG: 1.000 25 Tagg Bozied, R (9,3) OBP: 0.600, SLG: 0.750										2	0	1	0	0	0	0							
70 Adrian Cardenas, L (1,4) OBP: 0.500, SLG: 0.500 2 Gregorio Pettit, R (9,4)				L7						2	0	0	0	0	1	1							
<b>Inning Stats</b>	R: 0 E: 0 K: 0 S: 3	H: 0 LOB: 0 BB: 0 P: 3	R: 0 E: 0 K: 0 S: 3	H: 0 LOB: 0 BB: 0 P: 3	R: 0 E: 0 K: 1 S: 5	H: 0 LOB: 1 BB: 0 P: 6	R: 0 E: 0 K: 1 S: 4	H: 0 LOB: 0 BB: 1 P: 8	R: 0 E: 0 K: 1 S: 7	H: 0 LOB: 0 BB: 0 P: 7	R: 0 E: 0 K: 1 S: 5	H: 0 LOB: 0 BB: 0 P: 5	R: 1 E: 0 K: 0 S: 4	H: 2 LOB: 0 BB: 0 P: 4	R: 0 E: 0 K: 1 S: 5	H: 1 LOB: 1 BB: 0 P: 5		R: 0 E: 0 K: 1 S: 5	H: 0 LOB: 0 BB: 0 P: 5	1B: 1 2B: 3 3B: 0 HR: 0	SF: 0 SAC: 0 DP: 2 HBP: 1	WP: 0 PB: 0 SB: 0 CS: 0	PA: 27
<b>PITCHER</b>	IP	WLS	BF	H	R	ER	SO	BB	IBB	HBP	BLK	WP	HR	S	P	ERA		WHIP					
44 Carl Pavano, R (1,1) ERA: 0.00	2.0	6	0	0	0	0	2	1	0	1	0	0	0	9	14	0.00		0.500					
46 Scott Lewis, L (3,1) ERA: 0.00	2.0	7	0	0	0	0	2	0	0	0	0	0	0	12	12	0.00		0.000					
53 Rafael Perez, L (5,1) ERA: 3.0	2.0	6	0	0	0	0	3	0	0	0	0	0	0	4	4	9.00	2.000						
49 Edward Mujica, R (7,1) ERA: 22.5	1.0	L	4	2	1	1	0	0	0	0	0	0	0	4	4	9.00	2.000						
75 Héctor Rondón, R (8,1) ERA: 0.00	1.0	3	1	0	0	0	1	0	0	0	0	0	0	5	5	0.00	1.000						

AB 31  
 R 0  
 H 3  
 RBI 0  
 BB 1  
 SO 8  
 LOB 7



AB 24  
 R 1  
 H 3  
 RBI 1  
 BB 1  
 SO 6  
 LOB 4





























Batter	1	2	3	4	5	6	7	8	9	AB	R	H	RBI	BB	SO	LOB	TOP			
24 Grady Sizemore, L (1, 10) OBP: 0.500, SLG: 0.571	4-0 FC6-4 BB		2-1 F8		1-1 2B		1-1 G6-5-3			1	0	0	0	1	0	0	<b>Cleveland Indians @ Oakland Athletics</b> Phoenix Municipal Stadium, Phoenix, AZ Sun Mar 08 2009, 4:05 PM EDT Att: 3,562 - Cloudy - 70 F			
48 Travis Hafner, L (5, PH) OBP: 0.250, SLG: 0.500										2	0	1	1	0	0	1				
11 Jamey Carroll, R (1, 4) OBP: 0.235, SLG: 0.188	0-0 F7		1-2 CS		2-2 G5-3			1-3 K		3	0	1	0	0	0	2				
Joshua Rodriguez, R (6, 4)										1	0	0	0	0	1	0				
2 Jhonny Perella, R (1, 5) OBP: 0.368, SLG: 1.118	0-0 FC6-4 25 1B		1-1 CS	0-1 2B	0-3 K			0-3 K		3	1	1	0	0	1	2				
68 Wes Hodges, R (6, 5)										1	0	0	0	0	1	0				
25 Ryan Garko, R (1, 3) OBP: 0.389, SLG: 0.529	0-0 1B			0-0 2B				2-2 G5-3		3	1	2	1	0	0	0				
15 Andy Marte, R (6, 3)										1	0	0	0	0	0	0				
10 Kelly Shoppach, R (1, 2) OBP: 0.263, SLG: 0.533	0-3 K			2-2 G6-3				1-2 HR		3	1	1	1	0	1	3				
77 Carlos Santana, S (6, 2) OBP: 0.429, SLG: 0.200										0	1	0	0	0	1	0				
20 David Dellucci, L (1, 7) OBP: 0.333, SLG: 0.833		2-2 G4-3		2-1 1B				0-3 K		3	0	1	1	0	1	0				
67 Jordan Brown, L (6, 7) OBP: 0.333, SLG: 0.615										1	0	0	0	0	0	1				
66 Stephen Head, L (1, 9) OBP: 0.222, SLG: 0.353		3-2 F8		1-3 K				1-1 G3-1		3	0	0	0	0	1	0				
79 Chris Gimenez, R (6, 9)										1	0	1	1	0	0	0				
26 Trevor Crowe, S (1, 8) OBP: 0.316, SLG: 0.368		0-0 G4-3			2-2 G5-3			1-1 G5-4-3		2	1	1	0	0	0	0				
61 Michael Brantley, L (6, 8) OBP: 0.333, SLG: 0.313						8 2B				2	0	2	0	0	0	0				
8 Wilson Valdez, R (1, 6) OBP: 0.111, SLG: 0.059			3-2 G5-3		2-1 G5-3			3-2 FC6-4		4	0	0	0	0	0	4				
<b>Inning Stats</b>	R: 0 E: 0 K: 1 S: 6	H: 1 LOB: 2 BB: 1 P: 10	R: 0 E: 0 K: 0 S: 9	H: 0 LOB: 0 BB: 0 P: 14	R: 0 E: 0 K: 0 S: 14	H: 1 LOB: 0 BB: 0 P: 21	R: 2 E: 0 K: 1 S: 13	H: 3 LOB: 0 BB: 0 P: 18	R: 1 E: 0 K: 1 S: 14	H: 2 LOB: 1 BB: 0 P: 21	R: 1 E: 0 K: 1 S: 8	H: 1 LOB: 0 BB: 0 P: 9	R: 0 E: 0 K: 2 S: 9	H: 0 LOB: 0 BB: 0 P: 12	R: 1 E: 0 K: 0 S: 10	H: 2 LOB: 1 BB: 1 P: 16	1B: 6 2B: 4 3B: 0 HR: 1	SF: 0 SAC: 0 DP: 2 HBP: 0	WP: 0 PB: 0 SB: 0 CS: 1	PA: 37
<b>PITCHER</b>	IP WLS BF H R ER SO BB IBB HBP BLK WP HR S P ERA WHIP																			
67 Brett Anderson, L (1, 1) ERA: 3.18	2.2	11	2	0	0	1	1	0	0	0	0	0	0	0	0	28	43	0.00	1.125	
48 Michael Wuerz, R (3, 1) ERA: 13.5	1.1	5	3	2	2	1	0	0	0	0	0	0	0	0	14	20	13.50	2.250		
54 Tyson Ross, R (5, 1) ERA: 4.5	2.0	W	9	3	2	2	2	0	0	0	0	0	0	1	22	30	9.00	1.500		
73 Brett Hunter, R (7, 1) ERA:	1.0		3	1	0	0	0	0	0	0	0	0	0	0	8	13	0.00	1.000		
71 Andrew Bailey, R (8, 1) ERA:	1.0		3	0	0	0	2	0	0	0	0	0	0	0	9	12	0.00	0.000		

Batter	1	2	3	4	5	6	7	8	9	AB	R	H	RBI	BB	SO	LOB	BOTTOM			
11 Rajai Davis, R (1, 8) OBP: 0.500, SLG: 0.789	2-2 F9		0-1 G6-3		3-2 32 SF9	4-1 2B		0-0 P3		4	2	1	1	1	0	0	<b>Cleveland Indians @ Oakland Athletics</b> Phoenix Municipal Stadium, Phoenix, AZ Sun Mar 08 2009, 4:05 PM EDT Att: 3,562 - Cloudy - 70 F			
32 Jack Cust, L (1, 9) OBP: 0.176, SLG: 0.333	1-2 G5-3		4-1 BB		1-1 SF9	0-0 23 HR		0-0 L8		1	0	0	1	1	0	0				
2 Gregorio Petit, R (6, 4) OBP: 0.375, SLG: 0.500										2	1	1	2	0	0	0				
5 Matt Holliday, R (1, 7) OBP: 0.400, SLG: 0.474	1-2 1B		0-2 F7		3-H 16 BLK	1-0 70 1B		1-3 K		3	0	2	0	0	0	1				
23 Matt Carson, R (5, PR) OBP: 0.571, SLG: 1.000										2	2	1	3	0	1	0				
16 Jason Giambi, L (1, 3) OBP: 0.200, SLG: 0.059	3-2 P1		3-1 G3		2-3 K	0-0 F8				3	0	0	0	0	1	3				
25 Tagg Bozied, R (6, 3) OBP: 0.444, SLG: 0.500										1	0	0	0	0	0	0				
3 Eric Chavez, L (1, 10) OBP: 0.154, SLG: 0.091		2-2 F9		0-3 K						2	0	0	0	0	1	0				
70 Adrian Cardenas, L (5, PH) OBP: 0.364, SLG: 0.364										2	0	2	1	0	0	0				
8 Kurt Suzuki, R (1, 2) OBP: 0.294, SLG: 0.353		1-1 F8		0-0 G4-3		3-H 1B		1-1 F9		2	0	0	0	0	0	0				
35 Landon Powell, S (5, 2) OBP: 0.313, SLG: 0.385										2	0	0	0	0	0	3				
22 Jack Hannahan, L (1, 5) OBP: 0.476, SLG: 0.588		1-0 2B		2-2 1B						4	0	2	0	0	1	0				
56 Cliff Pennington, S (1, 6) OBP: 0.222, SLG: 0.067			4-0 BB		1-2 G6-3					2	1	0	0	2	1	1				
26 Corey Wimberly, S (1, 4) OBP: 0.400, SLG: 0.333			1-3 K2-3							3	2	1	0	1	1	2				
<b>Inning Stats</b>	R: 0 E: 0 K: 0 S: 14	H: 1 LOB: 1 BB: 0 P: 21	R: 0 E: 0 K: 1 S: 9	H: 1 LOB: 2 BB: 1 P: 18	R: 0 E: 0 K: 0 S: 8	H: 0 LOB: 1 BB: 1 P: 15	R: 0 E: 0 K: 1 S: 11	H: 1 LOB: 1 BB: 0 P: 14	R: 3 E: 0 K: 1 S: 12	H: 3 LOB: 2 BB: 1 P: 24	R: 5 E: 0 K: 1 S: 12	H: 4 LOB: 1 BB: 2 P: 21	R: 0 E: 0 K: 1 S: 9	H: 0 LOB: 0 BB: 0 P: 13	R: 0 E: 0 K: 1 S: 5	H: 0 LOB: 0 BB: 0 P: 6	1B: 6 2B: 2 3B: 1 HR: 1	SF: 1 SAC: 0 DP: 0 HBP: 0	WP: 0 PB: 0 SB: 0 CS: 0	PA: 39
<b>PITCHER</b>	IP WLS BF H R ER SO BB IBB HBP BLK WP HR S P ERA WHIP																			
54 Kirk Saarloos, R (1, 1) ERA: 6.75	3.0	13	2	0	0	1	2	0	0	0	0	0	0	0	11	14	0.00	1.000		
50 Jensen Lewis, R (4, 1) ERA:	1.0	H	4	1	0	0	1	0	0	0	0	0	0	0	12	24	27.00	4.000		
59 Jon Melan, R (5, 1) ERA: 9.0	1.0	B	7	3	3	3	1	1	0	0	0	0	0	1	10	18	67.50	9.000		
56 Rich Rundles, L (6, 1) ERA: 18.0	0.2	L	8	4	5	5	1	2	0	0	0	0	0	1	10	18	67.50	9.000		
64 Ryan Edell, L (6, 1) ERA:	0.1		1	0	0	0	0	0	0	0	0	0	0	0	2	3	0.00	0.000		

AB 34  
R 5  
H 11  
RBI 5  
BB 2  
SO 6  
LOB 13



AB 33  
R 8  
H 10  
RBI 8  
BB 5  
SO 6  
LOB 10





Batter	1	2	3	4	5	6	7	8	9	AB	R	H	RBI	BB	SO	LOB	TOP			
24 Grady Sizemore, L OBP: 0.636, SLG: 0.700 76 Wyatt Teregas, R OBP: 0.273, SLG: 0.111 (5, 10)										3	2	3	2	0	0	0				
Asdrúbal Cabrera, S OBP: 0.375, SLG: 0.375 1 Luis Valbuena, L OBP: 0.143, SLG: 0.308 (1, 4) (6, 4)										4	0	0	0	0	1	4				
12 Ben Francisco, R OBP: 0.364, SLG: 0.450 67 Jordan Brown, L OBP: 0.375, SLG: 0.615 (1, 8) (6, 7)										4	1	1	0	0	1	1				
41 Victor Martinez, S OBP: 0.438, SLG: 0.867 79 Chris Gimenez, R OBP: 0.556, SLG: 0.846 (1, 2) (4, 2)										3	1	3	2	0	0	0				
78 Beau Mills, L OBP: 0.286, SLG: 0.714 23 Michael Aubrey, L OBP: 0.467, SLG: 0.615 (1, 3) (6, 3)										4	0	0	1	0	0	4				
4 Tony Graffanino, R OBP: 0.421, SLG: 0.471 15 Andy Marte, R OBP: 0.125, SLG: 0.125 (1, 5) (6, 5)										3	0	2	1	0	1	2				
71 Matt LaPorta, R OBP: 0.409, SLG: 0.579 (1, 9)										4	1	0	0	1	3	5				
61 Michael Brantley, L OBP: 0.381, SLG: 0.421 29 Josh Barfield, R OBP: 0.292, SLG: 0.304 (1, 7) (6, 8)										3	2	2	0	0	1	0				
26 Andy Cannizaro, R OBP: 0.357, SLG: 0.615 (1, 6)										4	2	3	2	0	0	0				
<b>Inning Stats</b>	R: 1 E: 0 K: 2 S: 10	H: 3 LOB: 2 BB: 0 P: 10	R: 5 E: 1 K: 1 S: 11	H: 5 LOB: 2 BB: 1 P: 15	R: 1 E: 0 K: 1 S: 6	H: 2 LOB: 1 BB: 0 P: 7	R: 1 E: 0 K: 0 S: 5	H: 2 LOB: 1 BB: 0 P: 6	R: 0 E: 0 K: 1 S: 5	H: 0 LOB: 0 BB: 0 P: 5	R: 0 E: 0 K: 1 S: 5	H: 0 LOB: 0 BB: 0 P: 5	R: 0 E: 0 K: 1 S: 5	H: 0 LOB: 2 BB: 2 P: 14	1B: 10 2B: 3 3B: 0 HR: 1	SF: 0 SAC: 0 DP: 2 HBP: 0	WP: 3 PB: 0 SB: 1 CS: 0	PA: 43		
<b>PITCHER</b>	IP WLS BF H R ER SO BB IBB HBP BLK WP HR S P ERA WHIP	2.0 L 16 8 6 5 3 1 0 0 0 0 0 1 11 25 22.50 4.500	2.0 9 4 2 2 1 0 0 0 0 0 1 0 20 21 2.25 0.500	1.0 5 0 0 0 1 2 0 0 0 0 2 0 5 14 0.00 2.000																

Batter	1	2	3	4	5	6	7	8	9	AB	R	H	RBI	BB	SO	LOB	BOTTOM					
7 Jerry Owens, L OBP: 0.333, SLG: 0.192 (1, 8)										4	0	0	0	0	1	1						
12 A.J. Pierzynski, L OBP: 0.412, SLG: 0.500 79 Tyler Flowers, R OBP: 0.273, SLG: 0.273 (1, 2) (6, 2)										3	0	0	0	0	0	0						
20 Carlos Quentin, R OBP: 0.333, SLG: 0.279 58 Michael Restovich, R OBP: 0.412, SLG: 0.643 (1, 7) (7, 7)										2	0	0	0	1	0	0						
23 Jermaine Dye, R OBP: 0.304, SLG: 0.290 32 Brian Anderson, R OBP: 0.323, SLG: 0.290 (1, 9) (7, 9)										2	0	1	0	1	1	0						
14 Paul Konerko, R OBP: 0.391, SLG: 0.667 74 Josh Kroeger, L OBP: 0.400, SLG: 0.520 (1, 3) (7, 3)										3	0	0	0	0	0	3						
15 Wilson Betemit, S OBP: 0.200, SLG: 0.368 (1, 5)										4	1	1	0	0	1	0						
24 Dayan Viciedo, R OBP: 0.273, SLG: 0.524 (1, 10)										3	1	1	0	0	2	0						
17 Chris Getz, L OBP: 0.348, SLG: 0.476 (1, 4)										3	1	1	3	0	1	0						
18 Brent Lillibridge, R OBP: 0.304, SLG: 0.273 (1, 6)										3	0	1	0	0	2	0						
<b>Inning Stats</b>	R: 0 E: 0 K: 0 S: 3	H: 0 LOB: 0 BB: 0 P: 3	R: 3 E: 0 K: 1 S: 9	H: 4 LOB: 1 BB: 0 P: 10	R: 0 E: 0 K: 0 S: 3	H: 1 LOB: 1 BB: 1 P: 7	R: 0 E: 0 K: 2 S: 7	H: 0 LOB: 0 BB: 0 P: 7	R: 0 E: 0 K: 1 S: 5	H: 0 LOB: 0 BB: 0 P: 5	R: 0 E: 0 K: 0 S: 2	H: 0 LOB: 1 BB: 1 P: 6	R: 0 E: 0 K: 1 S: 5	H: 0 LOB: 0 BB: 0 P: 5	R: 0 E: 0 K: 2 S: 8	H: 1 LOB: 1 BB: 0 P: 8	R: 0 E: 0 K: 3 S: 9	H: 0 LOB: 0 BB: 0 P: 9	1B: 5 2B: 0 3B: 0 HR: 1	SF: 0 SAC: 0 DP: 2 HBP: 0	WP: 1 PB: 0 SB: 0 CS: 0	PA: 33
<b>PITCHER</b>	IP WLS BF H R ER SO BB IBB HBP BLK WP HR S P ERA WHIP	3.0 W 14 5 3 3 1 1 0 0 0 0 0 0 14 18 0.00 0.333	3.0 H 9 0 0 0 3 1 0 0 0 0 0 0 13 13 0.00 0.500	1.0 3 0 0 0 3 0 0 0 0 0 0 0 9 9 0.00 0.000																		

Cleveland Indians @ Chicago White Sox  
Camelback Ranch, Glendale, AZ

AB 40  
R 9  
H 14  
RBI 8  
BB 3  
SO 8  
LOB 21



Cleveland Indians @ Chicago White Sox  
Camelback Ranch, Glendale, AZ

AB 31  
R 3  
H 6  
RBI 3  
BB 2  
SO 10  
LOB 5



Mon Mar 09 2009, 4:05 PM EDT  
Att: 3,963 - Partly Cloudy - 70 F

livebaseballscorecards.com

livebaseballscorecards.com







Batter	1	2	3	4	5	6	7	8	9	AB	R	H	RBI	BB	SO	LOB	TOP			
24 Dexter Fowler, S (1, 8) OBP: 0.261, SLG: 0.286										4	2	1	0	1	1	3	<b>Colorado Rockies @ Cleveland Indians</b> Goodyear Ballpark, Goodyear, AZ Wed Mar 11 2009, 4:05 PM EDT Att: 4,401 - Sunny - 73 F			
19 Ryan Scillborgs, R (1, 10) OBP: 0.440, SLG: 0.591										3	0	1	1	1	0	0				
4 Eric Young Jr., S (9, PH) OBP: 0.273, SLG: 0.286										4	0	0	0	0	1	3				
2 Troy Tulowitzki, R (1, 6) OBP: 0.174, SLG: 0.261										4	0	0	0	0	1	3				
64 Chris Nelson, R (7, 4) OBP: 0.222, SLG: 0.333										1	0	0	0	0	0	1				
14 Matt Murton, R (1, 9) OBP: 0.522, SLG: 0.600										3	0	2	0	0	0	1				
15 Edwin Bellorin, R (6, 3) OBP: 0.333, SLG: 0.375										1	1	0	0	0	0	0				
65 Matt Miller, R (1, 7) OBP: 0.357, SLG: 0.308										3	1	1	0	0	1	2				
9 Ian Stewart, L (5, 7) OBP: 0.250, SLG: 0.375										1	0	0	0	0	1	1				
40 Daniel Ortmeier, S (1, 3) OBP: 0.364, SLG: 0.550										4	1	3	1	0	0	0				
62 Christian Colonel, R (1, 5) OBP: 0.227, SLG: 0.236										3	0	0	1	0	0	2				
50 Sal Fasano, R (1, 2) OBP: 0.417, SLG: 0.900										2	0	0	1	0	1	2				
39 Paul Phillips, R (6, PH) OBP: 0.200, SLG: 0.200										2	0	0	0	0	0	1				
1 Jonathan Herrera, S (1, 4) OBP: 0.435, SLG: 0.389										3	0	1	0	0	1	2				
6 Omar Quintanilla, L (7, 6) OBP: 0.460, SLG: 0.556										1	0	0	0	0	1	0				
<b>Inning Stats</b>	R: 1 E: 1 K: 1 S: 5	H: 1 LOB: 0 BB: 1 P: 9	R: 2 E: 0 K: 1 S: 7	H: 2 LOB: 0 BB: 0 P: 7	R: 1 E: 0 K: 1 S: 7	H: 2 LOB: 1 BB: 0 P: 7	R: 0 E: 0 K: 1 S: 6	H: 1 LOB: 2 BB: 0 P: 9	R: 0 E: 0 K: 0 S: 4	H: 0 LOB: 0 BB: 0 P: 3	R: 0 E: 0 K: 0 S: 3	H: 1 LOB: 1 BB: 1 P: 8	R: 1 E: 1 K: 1 S: 7	H: 1 LOB: 1 BB: 0 P: 8	R: 0 E: 0 K: 2 S: 8	H: 1 LOB: 1 BB: 0 P: 9	1B: 8 2B: 2 3B: 1 HR: 0	SF: 0 SAC: 0 DP: 1 HBP: 1	WP: 0 PA: 39 PB: 0 SB: 3 CS: 1	
<b>PITCHER</b>	IP WLS BF H R ER SO BB IBB HBP BLK WP HR S P ERA WHIP	3.0 L 14 5 4 3 3 1 0 0 0 0 0 19 23 9.00 2.000	1.0 5 1 0 0 1 0 0 0 0 0 0 6 9 0.00 1.000	3.0 11 2 0 0 0 1 0 0 0 0 0 10 15 0.00 1.000	1.0 5 1 1 0 1 0 0 0 0 0 0 7 8 0.00 1.000	1.0 4 1 0 0 2 0 0 0 0 0 0 8 9 0.00 1.000														

Batter	1	2	3	4	5	6	7	8	9	AB	R	H	RBI	BB	SO	LOB	BOTTOM		
24 Grady Sizemore, L (1, 8) OBP: 0.500, SLG: 0.538										3	0	0	0	0	2	2	<b>Colorado Rockies @ Cleveland Indians</b> Goodyear Ballpark, Goodyear, AZ Wed Mar 11 2009, 4:05 PM EDT Att: 4,401 - Sunny - 73 F		
61 Michael Brantley, L (7, 8) OBP: 0.469, SLG: 0.450										1	0	1	0	0	0	0			
Asdrúbal Cabrera, S (1, 6) OBP: 0.289, SLG: 0.316										3	0	0	0	0	1	2			
26 Andy Cannizaro, R (7, 6) OBP: 0.333, SLG: 0.571										1	0	0	0	0	0	1			
48 Travis Hafner, L (1, 10) OBP: 0.300, SLG: 0.400										3	0	0	0	0	0	0			
78 Beau Mills, L (9, PH) OBP: 0.318, SLG: 0.714										0	0	0	0	1	0	0			
12 Ben Francisco, R (1, 9) OBP: 0.320, SLG: 0.391										3	0	0	0	0	0	0			
71 Matt LaPorta, R (8, 9) OBP: 0.391, SLG: 0.550										1	0	0	0	0	1	1			
10 Kelly Shoppach, R (1, 2) OBP: 0.273, SLG: 0.500										3	0	1	0	0	2	0			
77 Carlos Santana, S (8, 2) OBP: 0.429, SLG: 0.200										0	0	0	0	0	0	0			
4 Tony Graffanino, R (1, 7) OBP: 0.384, SLG: 0.400										3	0	0	0	0	1	1			
79 Chris Gimenez, R (1, 3) OBP: 0.524, SLG: 0.750										3	0	1	0	0	2	0			
15 Andy Marte, R (9, 3) OBP: 0.111, SLG: 0.111										0	0	0	0	0	0	0			
68 Wes Hodges, R (1, 5) OBP: 0.333, SLG: 0.476										3	0	1	0	0	2	1			
1 Luis Valbuena, L (1, 4) OBP: 0.222, SLG: 0.313										3	0	1	0	0	0	1			
<b>Inning Stats</b>	R: 0 E: 0 K: 1 S: 5	H: 0 LOB: 0 BB: 0 P: 5	R: 0 E: 0 K: 2 S: 9	H: 0 LOB: 0 BB: 0 P: 7	R: 0 E: 0 K: 2 S: 9	H: 2 LOB: 2 BB: 0 P: 9	R: 0 E: 0 K: 0 S: 4	H: 1 LOB: 1 BB: 0 P: 5	R: 0 E: 0 K: 2 S: 7	H: 0 LOB: 0 BB: 0 P: 7	R: 0 E: 0 K: 1 S: 5	H: 0 LOB: 0 BB: 0 P: 5	R: 0 E: 0 K: 1 S: 5	H: 1 LOB: 0 BB: 0 P: 5	R: 0 E: 0 K: 1 S: 5	H: 1 LOB: 1 BB: 1 P: 9	1B: 5 2B: 0 3B: 0 HR: 0	SF: 0 SAC: 0 DP: 2 HBP: 0	WP: 1 PA: 31 PB: 0 SB: 0 CS: 0
<b>PITCHER</b>	IP WLS BF H R ER SO BB IBB HBP BLK WP HR S P ERA WHIP	5.0 W 18 3 0 0 0 1 0 0 0 0 0 5 5 0.00 0.600	1.0 3 0 0 0 1 0 0 0 0 0 0 5 5 0.00 0.000	2.0 6 1 0 0 2 0 0 0 0 0 0 10 10 0.00 0.500	1.0 4 1 0 0 1 1 0 0 0 0 0 5 9 0.00 2.000														



Batter	1	2	3	4	5	6	7	8	9	AB	R	H	RBI	BB	SO	LOB	TOP					
8 Kurt Suzuki, R (1, 2) OBP: 0.304, SLG: 0.318 35 Landon Powell, S (6, 2) OBP: 0.348, SLG: 0.450	G5-3			G5-3		BB		57 2B		2	0	0	0	1	0	0	<b>Oakland Athletics @ Cleveland Indians</b> Goodyear Ballpark, Goodyear, AZ Fri Mar 13 2009, 4:05 PM EDT Att: 5,463 - Sunny - 72 F					
15 Ryan Sweeney, L (1, 8) OBP: 0.316, SLG: 0.741 57 Aaron Cunningham, R (6, 8) OBP: 0.429, SLG: 0.500	K			G4-3		L7		2B		3	0	0	0	0	1	2						
14 Mark Ellis, R (1, 10) OBP: 0.227 61 Joel Galarraga, R (6, PH) OBP: 0.462, SLG: 0.417 (8, 10)	G6-3			G5-3		K		28 C4-6-3		3	0	0	0	0	1	2						
32 Jack Cust, L (1, 9) OBP: 0.261, SLG: 0.350 28 Ben Copeland, L (7, 9) OBP: 0.304, SLG: 0.350		G4-3						19 G6-4-3		3	0	2	0	0	0	0						
19 Chris Denorfia, R (1, 7) OBP: 0.308, SLG: 0.333 23 Matt Carson, R (7, 7) OBP: 0.500, SLG: 0.765		G5-3						1B		1	0	0	0	0	1	0						
7 Bobby Crosby, R (1, 5) OBP: 0.217, SLG: 0.348 56 Cliff Pennington, S (7, 6) OBP: 0.231, SLG: 0.190		G6-3						G4-3		3	0	0	0	0	0	1						
77 Sean Doolittle, L (1, 3) OBP: 0.317, SLG: 0.700 21 Joe Dillon, R (6, 5) OBP: 0.333, SLG: 0.158 (7, 3)			F7							2	0	0	0	0	0	1						
22 Jack Hannahan, L (1, 4) OBP: 0.444, SLG: 0.476 26 Corey Wimberly, S (8, PR) OBP: 0.346, SLG: 0.261 (8, 4)			K							2	0	0	0	0	1	0						
2 Gregorio Petit, R (1, 6) OBP: 0.385, SLG: 0.480 (7, 5)			F9							3	1	1	0	0	0	1						
<b>Inning Stats</b>	R: 0 E: 0 K: 1 S: 5	H: 0 LOB: 0 BB: 0 P: 5	R: 0 E: 0 K: 0 S: 3	H: 0 LOB: 0 BB: 0 P: 3	R: 0 E: 0 K: 1 S: 5	H: 0 LOB: 0 BB: 0 P: 5	R: 0 E: 0 K: 0 S: 3	H: 0 LOB: 0 BB: 0 P: 3	R: 0 E: 0 K: 1 S: 6	H: 1 LOB: 1 BB: 0 P: 6	R: 0 E: 0 K: 0 S: 3	H: 1 LOB: 0 BB: 0 P: 3	R: 0 E: 0 K: 0 S: 3	H: 1 LOB: 0 BB: 0 P: 3	R: 3 E: 1 K: 1 S: 7	H: 2 LOB: 2 BB: 1 P: 12		R: 0 E: 0 K: 1 S: 6	H: 1 LOB: 1 BB: 0 P: 6	1B: 3 2B: 2 3B: 1 HR: 0	SF: 0 SAC: 0 DP: 2 HBP: 1	WP: 0 PB: 0 SB: 0 CS: 0
<b>PITCHER</b>	IP WLS BF H R ER SO BB IBB HBP BLK WP HR S P ERA WHIP																					
32 Aaron Laffey, L (1, 1) ERA: 7.0	4.0 W 12 0 0 0 2 0 0 0 0 0 0 0 16 16 0.00 0.000																					
57 Zach Jackson, L (5, 1) ERA: 4.35	3.1 H 16 4 3 2 3 1 0 1 0 0 0 0 20 25 5.40 1.500																					
39 Vinnie Chulk, R (8, 1) ERA: 2.79	1.2 S 7 2 0 0 1 1 0 0 0 0 0 0 8 12 0.00 1.800																					

Batter	1	2	3	4	5	6	7	8	9	AB	R	H	RBI	BB	SO	LOB	BOTTOM			
24 Grady Sizemore, L (1, 8) OBP: 0.471, SLG: 0.500 26 Trevor Crowe, S (6, 8) OBP: 0.250, SLG: 0.292	11 E		K							3	1	1	0	0	1	0	<b>Oakland Athletics @ Cleveland Indians</b> Goodyear Ballpark, Goodyear, AZ Fri Mar 13 2009, 4:05 PM EDT Att: 5,463 - Sunny - 72 F			
11 Jamey Carroll, R (1, 5) OBP: 0.292, SLG: 0.261 68 Wes Hodges, R (7, 5) OBP: 0.318, SLG: 0.455	SAFE		G6-3							3	1	1	1	0	1	0				
48 Travis Hafner, L (1, 10) OBP: 0.357, SLG: 0.333	1H									2	0	0	0	2	1	1				
41 Victor Martinez, S (1, 3) OBP: 0.409, SLG: 0.750 78 Beau Mills, L (6, PR) OBP: 0.304, SLG: 0.682 (7, 3)	1H		L6							2	0	1	1	1	0	1				
25 Ryan Garko, R (1, 9) OBP: 0.400, SLG: 0.583 4 Tony Graffanino, R (6, PR) OBP: 0.391, SLG: 0.400 (7, 9)										3	0	1	1	0	1	1				
10 Kelly Shoppach, R (1, 2) OBP: 0.320, SLG: 0.524 79 Chris Gimenez, R (6, PR) OBP: 0.500, SLG: 0.706 (7, 2)										3	0	2	1	0	1	1				
20 David Dellucci, L (1, 7) OBP: 0.462, SLG: 0.727 67 Jordan Brown, L (6, PR) OBP: 0.353, SLG: 0.571 (7, 7)										3	0	1	0	0	0	1				
29 Josh Barfield, R (1, 4) OBP: 0.226, SLG: 0.233 26 Andy Cannizzaro, R (7, 4) OBP: 0.333, SLG: 0.571										3	0	0	0	0	1	3				
1 Luis Valbuena, L (1, 6) OBP: 0.190, SLG: 0.263 8 Wilson Valdez, R (8, 6) OBP: 0.100, SLG: 0.053										3	0	0	0	0	0	0				
<b>Inning Stats</b>	R: 2 E: 1 K: 3 S: 12	H: 3 LOB: 1 BB: 0 P: 12	R: 0 E: 0 K: 0 S: 3	H: 0 LOB: 0 BB: 0 P: 3	R: 0 E: 0 K: 1 S: 5	H: 0 LOB: 1 BB: 1 P: 9	R: 0 E: 0 K: 0 S: 3	H: 1 LOB: 0 BB: 0 P: 3	R: 0 E: 0 K: 1 S: 5	H: 0 LOB: 0 BB: 0 P: 5	R: 2 E: 0 K: 1 S: 8	H: 3 LOB: 3 BB: 1 P: 12	R: 0 E: 0 K: 0 S: 3	H: 0 LOB: 0 BB: 0 P: 3	R: 0 E: 0 K: 0 S: 2	H: 0 LOB: 1 BB: 2 P: 10		1B: 5 2B: 1 3B: 1 HR: 0	SF: 0 SAC: 0 DP: 2 HBP: 0	WP: 0 PB: 0 SB: 0 CS: 0
<b>PITCHER</b>	IP WLS BF H R ER SO BB IBB HBP BLK WP HR S P ERA WHIP																			
30 Dana Eveland, L (1, 1) ERA: 2.61	3.1 L 15 4 2 2 4 0 0 0 0 0 0 0 1 1 0.00 0.000																			
49 Kevin Cameron, R (4, 1) ERA: 4.91	0.2 1 0 0 0 0 0 0 0 0 0 0 0 1 1 0.00 0.000																			
59 Edgar Gonzalez, R (5, 1) ERA: 4.0	3.0 13 3 2 2 2 1 0 0 0 0 0 0 16 20 6.00 1.333																			
63 Henry Alberto Rodriguez, R (8, 1) ERA: 4.0	1.0 4 0 0 0 0 0 2 0 0 0 0 0 0 2 10 0.00 2.000																			









Batter	1	2	3	4	5	6	7	8	9	AB	R	H	RBI	BB	SO	LOB	TOP					
22 Tony Gwynn Jr., L (1.10) OBP: 0.300, SLG: 0.222	G4-3		B3-4				F8	G5-3		5	0	1	0	0	0	2	<b>Milwaukee Brewers @ Cleveland Indians</b> Goodyear Ballpark, Goodyear, AZ Sun Mar 15 2009, 4:05 PM EDT Att: 7,422 - Sunny - 76 F					
88 Lorenzo Cain, R (1.8) OBP: 0.345, SLG: 0.391 15 Logan Schafer, L (9.7)	F7		K				F8		K	5	0	0	0	0	2	2						
30 Craig Counsell, L (1.6) OBP: 0.352, SLG: 0.692 24 Mat Gamel, L (6.5)										3	1	2	0	0	0	0						
28 Prince Fielder, L (1.3) OBP: 0.474, SLG: 0.714 32 Scott Thorman, L (6.3)										1	1	1	0	1	0	0						
14 Casey McGehee, R (1.4) OBP: 0.400, SLG: 0.700 9 Hernan Iribarren, L (8.4)										4	1	1	2	0	0	3						
3 Trot Nixon, L (1.9) OBP: 0.243, SLG: 0.250 27 Brad Nelson, L (6.9)										1	0	1	0	0	0	0						
Mike Lamb, L (1.5) OBP: 0.265, SLG: 0.200 21 Alcides Escobar, R (6. PR) OBP: 0.222, SLG: 0.308										2	0	0	0	1	0	1						
16 Chris Duffy, L (1.7) OBP: 0.357, SLG: 0.575										4	0	0	0	0	0	4						
87 Jonathan Lucroy, R (1.2) OBP: 0.263, SLG: 0.235 77 Carlos Corporán, S (7.2) OBP: 0.222, SLG: 0.333										3	0	1	0	0	0	0						
										1	0	1	2	0	0	0						
<b>Inning Stats</b>	R: 0 E: 0 K: 0 S: 4	H: 1 LOB: 2 BB: 0 P: 5	R: 0 E: 0 K: 1 S: 5	H: 0 LOB: 0 BB: 0 P: 5	R: 0 E: 0 K: 1 S: 5	H: 0 LOB: 0 BB: 0 P: 5	R: 1 E: 0 K: 0 S: 5	H: 2 LOB: 1 BB: 0 P: 6	R: 0 E: 0 K: 0 S: 4	H: 1 LOB: 1 BB: 0 P: 4	R: 1 E: 1 K: 0 S: 7	H: 1 LOB: 2 BB: 1 P: 12	R: 0 E: 0 K: 0 S: 3	H: 1 LOB: 0 BB: 0 P: 3	R: 4 E: 0 K: 1 S: 9	H: 3 LOB: 1 BB: 2 P: 17	R: 0 E: 0 K: 2 S: 9	H: 2 LOB: 2 BB: 0 P: 9	1B: 6 2B: 4 3B: 0 HR: 2	SF: 0 SAC: 0 DP: 1 HBP: 1	WP: 0 PB: 0 CS: 0	PA: 42
<b>PITCHER</b>	IP WLS BF H R ER SO BB IBB HBP BLK WP HR S P ERA WHIP																					
46 Scott Lewis, L (1.1) ERA: 5.23	4.0	16	3	1	1	2	0	0	0	0	0	0	0	0	0	4	2	2.25	0.750			
34 Kerry Wood, R (5.1) ERA:	1.0	4	1	0	0	0	0	0	0	0	0	0	0	0	0	4	4	0.00	1.000			
27 Anthony Reyes, R (6.1) ERA: 1.29	2.0	9	2	1	1	0	1	0	0	0	0	1	10	15	4.50	1.500						
54 Kirk Saarloos, R (8.1) ERA: 10.57	1.0	8	3	4	4	1	2	0	0	0	0	1	9	17	36.00	5.000						
70 Tony Sipp, L (9.1) ERA: 2.25	1.0	5	2	0	0	2	0	0	0	0	0	0	9	9	0.00	2.000						

Batter	1	2	3	4	5	6	7	8	9	AB	R	H	RBI	BB	SO	LOB	BOTTOM					
24 Grady Sizemore, L (1.8) OBP: 0.450, SLG: 0.579 8 Wilson Valdez, R (6.8) OBP: 0.091, SLG: 0.048	G5-3			G4-3			FC6-4			3	1	1	0	0	0	2	<b>Milwaukee Brewers @ Cleveland Indians</b> Goodyear Ballpark, Goodyear, AZ Sun Mar 15 2009, 4:05 PM EDT Att: 7,422 - Sunny - 76 F					
11 Jamey Carroll, R (1.9) OBP: 0.286, SLG: 0.259	L8						G5-3			4	0	1	1	0	0	1						
20 David Dellucci, L (1.7) OBP: 0.353, SLG: 0.533	G3									4	0	0	0	0	2	1						
10 Kelly Shoppach, R (1.2) OBP: 0.321, SLG: 0.625 79 Chris Gimenez, R (6.2) OBP: 0.476, SLG: 0.667										3	1	1	1	0	0	1						
78 Beau Mills, L (1.3) OBP: 0.259, SLG: 0.577										4	0	0	0	0	1	0						
4 Tony Graffanino, R (1.4) OBP: 0.423, SLG: 0.435 83 Carlos Rivera, R (7.6) OBP: 0.333, SLG: 0.500										3	1	2	0	0	0	0						
71 Matt LaPorta, R (1.10) OBP: 0.357, SLG: 0.458										1	0	0	0	0	0	0						
68 Wes Hodges, R (1.5) OBP: 0.308, SLG: 0.423										3	0	0	0	1	1	2						
26 Andy Cannizaro, R (1.6) OBP: 0.389, SLG: 0.563										4	0	1	1	0	1	2						
										2	0	1	0	1	0	0						
<b>Inning Stats</b>	R: 0 E: 0 K: 0 S: 3	H: 0 LOB: 0 BB: 0 P: 3	R: 1 E: 0 K: 1 S: 9	H: 2 LOB: 1 BB: 0 P: 12	R: 1 E: 1 K: 0 S: 5	H: 2 LOB: 1 BB: 0 P: 5	R: 1 E: 0 K: 2 S: 9	H: 2 LOB: 2 BB: 1 P: 14	R: 0 E: 0 K: 1 S: 5	H: 0 LOB: 0 BB: 0 P: 5	R: 0 E: 0 K: 0 S: 3	H: 0 LOB: 0 BB: 0 P: 3	R: 0 E: 0 K: 2 S: 7	H: 1 LOB: 1 BB: 0 P: 5	R: 0 E: 0 K: 2 S: 7	H: 0 LOB: 0 BB: 0 P: 7	R: 0 E: 0 K: 0 S: 2	H: 0 LOB: 0 BB: 1 P: 6	1B: 5 2B: 0 3B: 1 HR: 1	SF: 0 SAC: 0 DP: 1 HBP: 0	WP: 0 PB: 0 CS: 0	PA: 35
<b>PITCHER</b>	IP WLS BF H R ER SO BB IBB HBP BLK WP HR S P ERA WHIP																					
73 Seth McClung, R (1.1) ERA: 11.57	3.0	13	4	2	2	1	0	0	0	0	0	0	0	1	17	20	6.00	1.333				
60 Todd Coffey, R (4.1) ERA: 3.0	2.0	9	2	1	1	3	1	0	0	0	0	0	0	14	19	4.50	1.500					
43 R.J. Swindle, L (6.1) ERA: 1.8	2.0	W 7	1	0	0	0	0	0	0	0	0	0	7	8	0.00	0.500						
46 Chase Wright, L (8.1) ERA: 5.63	2.0	S 6	0	0	0	2	1	0	0	0	0	0	9	13	0.00	0.500						

AB 38  
R 6  
H 11  
RBI 6  
BB 3  
SO 5  
LOB 18



AB 33  
R 3  
H 7  
RBI 3  
BB 2  
SO 6  
LOB 10





Batter	1	2	3	4	5	6	7	8	9	AB	R	H	RBI	BB	SO	LOB	TOP										
50 Prentice Redman, R (1, 8) OBP: 0.186, SLG: 0.186 (8, 9)										4	0	0	0	0	0	2											
9 Jeff Clement, L (1, 2) OBP: 0.333, SLG: 0.269 32 Rob Johnson, R (6, 2) OBP: 0.412, SLG: 0.500										2	1	1	0	1	0	0											
27 Matt Tuiasosopo, R (1, 5) OBP: 0.488, SLG: 0.775										4	0	0	0	0	1	2											
5 Mike Sweeney, R (1, 10) OBP: 0.385, SLG: 0.667										4	0	1	1	0	1	0											
13 Chris Shelton, R (1, 3) OBP: 0.625, SLG: 0.960										3	0	2	0	0	0	0											
59 Mike Carp, L (1, 7) OBP: 0.385, SLG: 0.565 Maximo Mendez, L (8, PR) (8, 7)										2	0	1	0	1	0	1											
12 Michael Morse, R (1, 9) OBP: 0.303, SLG: 0.379 Daniel Carroll, R (8, 8)										3	0	0	0	0	1	3											
84 Carlos Triunfel, R (1, 6) OBP: 0.429, SLG: 0.417										3	0	1	0	0	0	2											
Reegie Corona, S (1, 4) OBP: 0.200, SLG: 0.212										2	0	0	0	1	0	0											
<b>Inning Stats</b>	R: 0 E: 0 K: 0 S: 3	H: 1 LOB: 0 BB: 0 P: 3	R: 0 E: 0 K: 1 S: 5	H: 1 LOB: 0 BB: 0 P: 5	R: 0 E: 0 K: 0 S: 3	H: 0 LOB: 0 BB: 0 P: 3	R: 1 E: 0 K: 1 S: 5	H: 1 LOB: 1 BB: 1 P: 9	R: 0 E: 0 K: 1 S: 6	H: 2 LOB: 1 BB: 0 P: 6	R: 0 E: 0 K: 0 S: 3	H: 0 LOB: 0 BB: 0 P: 3	R: 0 E: 0 K: 0 S: 3	H: 1 LOB: 2 BB: 2 P: 11	R: 0 E: 0 K: 0 S: 3	H: 0 LOB: 0 BB: 0 P: 3	1B: 4 2B: 3 3B: 0 HR: 0	SF: 0 SAC: 0 DP: 4 HBP: 0	WP: 0 PB: 0 SB: 0 CS: 0	PA: 31							
<b>PITCHER</b>	IP	WLS	BF	H	R	ER	SO	BB	IBB	HBP	BLK	WP	HR	S	P	ERA	WHIP										
45 Jeremy Sowers, L (1, 1) ERA: 3.0	4.0		13	3	1	1	2	1	0	0	0	0	0	16	20	2.25	1.000										
53 Rafael Perez, L (5, 1) ERA: 2.25	1.0		4	2	0	0	1	0	0	0	0	0	0	6	6	0.00	2.000										
39 Vinnie Chulk, R (6, 1) ERA: 2.31	2.0		6	0	0	0	0	0	0	0	0	0	0	6	6	0.00	0.000										
36 Greg Aquino, R (8, 1) ERA: 2.25	1.0		5	1	0	0	0	2	0	0	0	0	0	3	11	0.00	3.000										
58 Jack Cassel, R (9, 1) ERA: 9.39	1.0	W	3	0	0	0	0	0	0	0	0	0	0	3	3	0.00	0.000										

Seattle Mariners @ Cleveland Indians  
Goodyear Ballpark, Goodyear, AZ  
Mon Mar 16 2009, 4:05 PM EDT  
Att: 5,927 - Sunny - 74 F

AB 28  
R 1  
H 6  
RBI 1  
BB 3  
SO 3  
LOB 10



Batter	1	2	3	4	5	6	7	8	9	AB	R	H	RBI	BB	SO	LOB	BOTTOM										
29 Josh Barfield, R (1, 8) OBP: 0.189, SLG: 0.194 61 Michael Brantley, L (7, 8) OBP: 0.407, SLG: 0.417										3	0	0	0	0	0	1											
12 Ben Francisco, R (1, 7) OBP: 0.344, SLG: 0.379 71 Matt LaPorta, R (7, 7) OBP: 0.379, SLG: 0.458										3	0	1	0	0	0	0											
48 Travis Hafner, L (1, 10) OBP: 0.286, SLG: 0.222										3	0	0	0	1	0	2											
41 Victor Martinez, S (1, 2) OBP: 0.379, SLG: 0.654 77 Carlos Santana, S (7, 2) OBP: 0.471, SLG: 0.162										3	0	0	0	0	1	2											
2 Jhonny Peralta, R (1, 6) OBP: 0.577, SLG: 0.923 8 Wilson Valdez, R (8, 6) OBP: 0.130, SLG: 0.048										3	1	2	0	0	0	0											
25 Ryan Garko, R (1, 3) OBP: 0.395, SLG: 0.500 79 Chris Gimenez, R (8, 3) OBP: 0.500, SLG: 0.842										0	1	0	0	1	0	0											
Asdrubal Cabrera, S (1, 4) OBP: 0.369, SLG: 0.375 1 Luis Valbuena, L (8, 4) OBP: 0.217, SLG: 0.250										2	0	0	0	0	1	0											
4 Tony Graffanino, R (1, 5) OBP: 0.429, SLG: 0.440 15 Andy Marte, R (8, 5) OBP: 0.091, SLG: 0.091										2	0	1	1	0	0	0											
26 Trevor Crowe, S (1, 9) OBP: 0.300, SLG: 0.310										3	0	0	0	0	0	2											
<b>Inning Stats</b>	R: 0 E: 0 K: 0 S: 3	H: 0 LOB: 0 BB: 0 P: 3	R: 0 E: 0 K: 0 S: 3	H: 1 LOB: 0 BB: 0 P: 3	R: 0 E: 0 K: 0 S: 4	H: 0 LOB: 0 BB: 0 P: 4	R: 0 E: 0 K: 0 S: 3	H: 1 LOB: 0 BB: 0 P: 3	R: 1 E: 0 K: 0 S: 5	H: 3 LOB: 1 BB: 0 P: 5	R: 0 E: 0 K: 1 S: 5	H: 0 LOB: 1 BB: 1 P: 9	R: 0 E: 0 K: 1 S: 5	H: 0 LOB: 0 BB: 0 P: 5	R: 0 E: 0 K: 0 S: 3	H: 0 LOB: 0 BB: 0 P: 3	R: 3 E: 0 K: 0 S: 4	H: 1 LOB: 0 BB: 2 P: 14	1B: 5 2B: 0 3B: 0 HR: 1	SF: 0 SAC: 1 DP: 4 HBP: 1	WP: 0 PB: 0 SB: 0 CS: 0	PA: 33					
<b>PITCHER</b>	IP	WLS	BF	H	R	ER	SO	BB	IBB	HBP	BLK	WP	HR	S	P	ERA	WHIP										
71 Chris Jakubauskas, R (1, 1) ERA: 2.31	5.0		18	5	1	1	0	0	0	0	0	0	0	18	18	1.80	1.000										
33 Tracy Thorpe, R (6, 1) ERA: 2.7	1.0		4	0	0	0	1	1	0	0	0	0	0	5	9	0.00	1.000										
60 Justin Thomas, L (7, 1) ERA: 19.5	1.0		3	0	0	0	1	0	0	0	0	0	0	5	5	0.00	0.000										
Jose Lugo, L (8, 1) ERA: 4.15	1.0		3	0	0	0	0	0	0	0	0	0	0	3	3	0.00	0.000										
73 Luis Pena, R (9, 1) ERA: 15.75	0.2	L	5	1	3	3	0	2	0	1	0	0	1	4	14	40.50	4.500										

Seattle Mariners @ Cleveland Indians  
Goodyear Ballpark, Goodyear, AZ  
Mon Mar 16 2009, 4:05 PM EDT  
Att: 5,927 - Sunny - 74 F

AB 28  
R 4  
H 6  
RBI 4  
BB 3  
SO 2  
LOB 8





Batter	1	2	3	4	5	6	7	8	9	AB	R	H	RBI	BB	SO	LOB	TOP			
24 Grady Sizemore, L (1.8) OBP: 0.459, SLG: 0.696 61 Michael Brantley, L (6. PR) OBP: 0.393, SLG: 0.460										4	1	2	2	0	1	2	<b>Cleveland Indians @ Texas Rangers</b> <b>Surprise Stadium, Surprise, AZ</b> Tue Mar 17 2009, 4:05 PM EDT Att: 5,479 - Sunny - 77 F			
11 Jamey Carroll, R (1.4) OBP: 0.281, SLG: 0.258 1 Luis Valbuena, L (6.4) OBP: 0.208, SLG: 0.238										4	1	1	0	0	1	1				
48 Travis Hafner, L (1.10) OBP: 0.269, SLG: 0.227 68 Wes Hodges, R (9. PH) OBP: 0.296, SLG: 0.407										4	1	1	0	0	1	5				
2 Jhonny Peralta, R (1.5) OBP: 0.517, SLG: 0.828 29 Josh Barfield, R (6.5) OBP: 0.205, SLG: 0.211										3	0	0	0	0	2	4				
12 Ben Francisco, R (1.9) OBP: 0.371, SLG: 0.400 26 Trevor Crowe, S (6.9) OBP: 0.281, SLG: 0.290										1	0	1	1	1	0	0				
10 Kelly Shoppach, R (1.2) OBP: 0.344, SLG: 0.643 76 Wyatt Torgas, R (7. PR) OBP: 0.214, SLG: 0.083										4	0	2	0	0	0	2				
Asdrubal Cabrera, S (1.6) OBP: 0.310, SLG: 0.366 26 Andy Cagnizaro, R (6.6) OBP: 0.368, SLG: 0.529										2	0	0	0	0	0	1				
71 Matt LaPorta, R (1.7) OBP: 0.406, SLG: 0.519 79 Chris Gimenez, R (6.7) OBP: 0.460, SLG: 0.690										3	1	2	0	0	0	2				
23 Michael Aubrey, L (1.3) OBP: 0.522, SLG: 0.667										4	1	2	1	0	1	0				
<b>Inning Stats</b>	R: 0 E: 0 K: 2 S: 7	H: 0 LOB: 0 BB: 0 P: 7	R: 0 E: 0 K: 1 S: 6	H: 1 LOB: 1 BB: 0 P: 6	R: 0 E: 0 K: 0 S: 6	H: 3 LOB: 3 BB: 0 P: 6	R: 0 E: 0 K: 0 S: 2	H: 0 LOB: 0 BB: 1 P: 6	R: 5 E: 2 K: 1 S: 12	H: 5 LOB: 2 BB: 0 P: 14	R: 0 E: 0 K: 0 S: 6	H: 1 LOB: 2 BB: 0 P: 7	R: 0 E: 0 K: 0 S: 9	H: 0 LOB: 0 BB: 0 P: 9	R: 0 E: 1 K: 0 S: 3	H: 0 LOB: 0 BB: 0 P: 3		1B: 8 2B: 4 3B: 0 HR: 1	SF: 1 SAC: 0 DP: 2 HBP: 1	WP: 1 PB: 0 SB: 1 CS: 0
<b>PITCHER</b>	IP WLS BF H R ER SO BB IBB HBP BLK WP HR S P ERA WHIP																			
39 Scott Feldman, R (1.1) ERA: 5.73	4.1 W 22 8 5 3 4 1 0 0 0 0 1 30 35 6.23 2.077																			
59 Josh Rupe, R (5.1) ERA: 1.35	1.2 8 2 0 0 1 0 0 0 0 0 1 0 9 11 0.00 1.200																			
49 Doug Mathis, R (7.1) ERA: 5.63	1.0 5 2 0 0 0 0 0 0 0 0 0 5 5 0.00 2.000																			
58 Derrick Tumbow, R (8.1) ERA: 1.8	1.0 3 0 0 0 3 0 0 0 0 0 0 9 9 0.00 0.000																			
31 Jason Jennings, R (9.1) ERA: 2.57	1.0 3 0 0 0 0 0 0 0 0 0 0 3 3 0.00 0.000																			

Batter	1	2	3	4	5	6	7	8	9	AB	R	H	RBI	BB	SO	LOB	BOTTOM			
5 Ian Kinsler, R (1.4) OBP: 0.436, SLG: 0.545 13 Omar Vizquel, S (7.4) OBP: 0.281, SLG: 0.207										3	2	2	2	1	0	0	<b>Cleveland Indians @ Texas Rangers</b> <b>Surprise Stadium, Surprise, AZ</b> Tue Mar 17 2009, 4:05 PM EDT Att: 5,479 - Sunny - 77 F			
10 Michael Young, R (1.5) OBP: 0.384, SLG: 0.421 15 Travis Metcalf, R (7.5) OBP: 0.244, SLG: 0.256										4	2	3	1	0	1	0				
32 Josh Hamilton, L (1.8) OBP: 0.410, SLG: 0.763 29 Julio Borbon, L (7.8) OBP: 0.286, SLG: 0.167										4	1	2	3	0	1	1				
17 Nelson Cruz, R (1.9) OBP: 0.263, SLG: 0.706 41 Brandon Boggs, S (7.9) OBP: 0.361, SLG: 0.546										3	2	1	1	0	0	1				
22 Marlon Byrd, R (1.10) OBP: 0.436, SLG: 0.455										4	1	2	2	0	0	0				
7 David Murphy, L (1.7) OBP: 0.317, SLG: 0.575 6 German Duran, R (8.7) OBP: 0.269, SLG: 0.136										4	2	2	0	0	1	2				
19 Chris Davis, L (1.3) OBP: 0.380, SLG: 0.341 12 Justin Smoak, S (7.3) OBP: 0.348, SLG: 0.524										1	1	0	0	1	1	1				
21 Jarrod Saltalamacchia, R (1.2) OBP: 0.333, SLG: 0.400 72 Emerson Frostad, L (7.2) OBP: 0.333, SLG: 0.333										3	0	0	0	0	1	5				
1 Elvis Andrus, R (1.6) OBP: 0.341, SLG: 0.297 3 Joaquin Arias, R (7.6) OBP: 0.524, SLG: 0.667										3	0	0	0	0	1	3				
<b>Inning Stats</b>	R: 4 E: 1 K: 1 S: 10	H: 4 LOB: 1 BB: 0 P: 11	R: 0 E: 0 K: 1 S: 5	H: 1 LOB: 1 BB: 1 P: 10	R: 6 E: 0 K: 0 S: 9	H: 6 LOB: 1 BB: 0 P: 10	R: 0 E: 0 K: 2 S: 7	H: 0 LOB: 1 BB: 1 P: 11	R: 0 E: 0 K: 1 S: 5	H: 0 LOB: 0 BB: 0 P: 5	R: 0 E: 0 K: 1 S: 5	H: 0 LOB: 0 BB: 0 P: 5	R: 1 E: 0 K: 2 S: 9	H: 2 LOB: 1 BB: 0 P: 9	R: 0 E: 0 K: 1 S: 5	H: 0 LOB: 0 BB: 0 P: 5		1B: 9 2B: 2 3B: 2 HR: 0	SF: 1 SAC: 0 DP: 0 HBP: 1	WP: 1 PB: 0 SB: 1 CS: 0
<b>PITCHER</b>	IP WLS BF H R ER SO BB IBB HBP BLK WP HR S P ERA WHIP																			
31 Cliff Lee, L (1.1) ERA: 18.9	2.2 L 21 11 9 2 0 2 1 0 0 0 0 0 8 12 0.00 0.750																			
54 Kirk Saarloos, R (3.1) ERA: 9.0	1.1 5 0 0 0 2 1 0 0 0 0 0 0 5 5 0.00 0.000																			
34 Kerry Wood, R (5.1) ERA: 1.0	1.0 3 0 0 0 1 0 0 0 0 0 0 0 5 5 0.00 0.000																			
38 Joe Smith, R (6.1) ERA: 1.0	1.0 3 0 0 0 1 0 0 0 0 0 0 0 5 5 0.00 0.000																			
30 Masa Kobayashi, R (7.1) ERA: 14.4	1.0 5 2 1 1 2 0 0 0 0 0 0 0 9 9 9.00 2.000																			

AB	38
R	5
H	12
RBI	4
BB	1
SO	8
LOB	23

AB	36
R	11
H	13
RBI	10
BB	2
SO	9
LOB	16





Batter	1	2	3	4	5	6	7	8	9	AB	R	H	RBI	BB	SO	LOB	TOP				
24 Grady Sizemore, L (1.8) OBP: 0.536, SLG: 0.720 61 Michael Brantley, L (6.8) OBP: 0.379, SLG: 0.565	4-0 2B BB		0-0 20 HR 1B		4-0 20 G4-3 41 WP 1B BB	0-0 1B			0-0 G6-3	2	2	2	1	2	0	0					
20 David Dellucci, L (1.7) OBP: 0.333, SLG: 0.632 71 Matt LaPorta, R (8.7) OBP: 0.424, SLG: 0.571	0-3 K		2-1 HR		1-0 G4-3	0-0 F7			0-0 2B	4	1	1	2	0	1	3					
41 Victor Martinez, S (1.2) OBP: 0.364, SLG: 0.600 76 Wyatt Teregas, R (7.2) OBP: 0.200, SLG: 0.077	0-0 P3		0-0 L8		0-0 25 1B				0-0 F8	4	0	1	1	0	0	1					
2 Jhonny Peralta, R (1.6) OBP: 0.515, SLG: 0.813 8 Wilson Valdez, R (7.6) OBP: 0.130, SLG: 0.048	0-0 2B		4-0 BB		0-0 L7				0-0 K	3	0	1	0	1	1	1					
25 Ryan Garko, R (1.3) OBP: 0.343, SLG: 0.471 23 Michael Aubrey, L (7.3) OBP: 0.522, SLG: 0.667	0-0 G6-3		0-0 F8		0-0 1-2 1B				0-0 G6-3	4	0	1	0	0	0	3					
12 Ben Francisco, R (1.9) OBP: 0.388, SLG: 0.424 26 Trevor Crowe, S (7.9) OBP: 0.273, SLG: 0.281		0-0 SH2-3 29 2B	0-0 F8		0-0 F7				0-0 G6-3	3	1	1	0	0	0	3					
Asdrubal Cabrera, S (1.4) OBP: 0.323, SLG: 0.393 26 Andy Cannizaro, R (6.4) OBP: 0.350, SLG: 0.500		0-0 SH2-3		0-0 P3		0-0 57 G1-3 24 1B 2B			0-0 P6	2	1	1	0	0	0	0					
29 Josh Barfield, R (1.5) OBP: 0.214, SLG: 0.244 4 Tony Graffanino, R (6.5) OBP: 0.414, SLG: 0.423		0-0 E8 2B		0-0 L6		0-0 G4-3			0-0 F7	3	0	1	1	0	0	1					
32 Aaron Laffey, L (1.1) 57 Zach Jackson, L (5.1) 15 Andy Marte, R (9.7) OBP: 0.083, SLG: 0.083		0-3 K		0-0 K		0-0 G1-3			0-0 P3	2	0	0	0	0	2	0					
<b>Inning Stats</b>	R: 0 E: 0 K: 1 S: 6	H: 1 LOB: 2 BB: 1 P: 10	R: 1 E: 1 K: 1 S: 6	H: 2 LOB: 0 BB: 0 P: 6	R: 2 E: 0 K: 0 S: 6	H: 2 LOB: 1 BB: 1 P: 12	R: 0 E: 0 K: 1 S: 5	H: 0 LOB: 0 BB: 1 P: 5	R: 1 E: 0 K: 0 S: 5	H: 2 LOB: 2 BB: 1 P: 10	R: 0 E: 0 K: 0 S: 5	H: 0 LOB: 0 BB: 0 P: 5	R: 0 E: 0 K: 0 S: 3	H: 0 LOB: 0 BB: 0 P: 3	R: 0 E: 0 K: 0 S: 4	H: 1 LOB: 1 BB: 0 P: 4	1B: 4 2B: 5 3B: 0 HR: 1	SF: 0 SAC: 1 DP: 0 HBP: 0	WP: 1 PB: 0 SB: 0 CS: 0	PA: 39	
<b>PITCHER</b>	IP WLS BF H R ER SO BB IBB HBP BLK WP HR S P ERA WHIP	IP WLS BF H R ER SO BB IBB HBP BLK WP HR S P ERA WHIP	IP WLS BF H R ER SO BB IBB HBP BLK WP HR S P ERA WHIP	IP WLS BF H R ER SO BB IBB HBP BLK WP HR S P ERA WHIP	IP WLS BF H R ER SO BB IBB HBP BLK WP HR S P ERA WHIP	IP WLS BF H R ER SO BB IBB HBP BLK WP HR S P ERA WHIP	IP WLS BF H R ER SO BB IBB HBP BLK WP HR S P ERA WHIP	IP WLS BF H R ER SO BB IBB HBP BLK WP HR S P ERA WHIP	IP WLS BF H R ER SO BB IBB HBP BLK WP HR S P ERA WHIP	IP WLS BF H R ER SO BB IBB HBP BLK WP HR S P ERA WHIP	IP WLS BF H R ER SO BB IBB HBP BLK WP HR S P ERA WHIP	IP WLS BF H R ER SO BB IBB HBP BLK WP HR S P ERA WHIP	IP WLS BF H R ER SO BB IBB HBP BLK WP HR S P ERA WHIP	IP WLS BF H R ER SO BB IBB HBP BLK WP HR S P ERA WHIP	IP WLS BF H R ER SO BB IBB HBP BLK WP HR S P ERA WHIP	IP WLS BF H R ER SO BB IBB HBP BLK WP HR S P ERA WHIP	IP WLS BF H R ER SO BB IBB HBP BLK WP HR S P ERA WHIP	IP WLS BF H R ER SO BB IBB HBP BLK WP HR S P ERA WHIP	IP WLS BF H R ER SO BB IBB HBP BLK WP HR S P ERA WHIP	IP WLS BF H R ER SO BB IBB HBP BLK WP HR S P ERA WHIP	IP WLS BF H R ER SO BB IBB HBP BLK WP HR S P ERA WHIP

**Cleveland Indians @ Milwaukee Brewers**  
Maryvale Baseball Park, Phoenix, AZ  
Thu Mar 19 2009, 4:05 PM EDT  
Att: 6,007 - Sunny - 77 F

AB	35
R	5
H	10
RBI	5
BB	3
SO	4
LOB	14



Batter	1	2	3	4	5	6	7	8	9	AB	R	H	RBI	BB	SO	LOB	BOTTOM				
18 Jason Kendall, R (1.2) OBP: 0.235, SLG: 0.364 10 Vinny Rottino, R (7.2) OBP: 0.167, SLG: 0.167	0-0 F7		0-0 F7		0-0 G5-3	0-0 G5-3				4	0	0	0	0	0	0					
23 Rickie Weeks Jr., R (1.4) OBP: 0.438, SLG: 0.474 21 Alcides Escobar, R (6.6) OBP: 0.265, SLG: 0.333	0-0 F9			0-0 7 3B 1B	0-0 7 2B 1B				0-0 F9	3	2	2	0	0	0	0					
7 J.J. Hardy, R (1.6) OBP: 0.395, SLG: 0.590 30 Craig Counsell, L (6.4) OBP: 0.500, SLG: 0.613	4-0 BB			0-0 28 SF9 3B	0-0 28 1B 2B				0-0 G3-1	2	2	2	2	1	0	0					
28 Prince Fielder, L (1.3) OBP: 0.449, SLG: 0.667 47 Wes Littleton, R (8.1) 66 Chris Narveson, L (9.1)	0-3 K			0-0 SF9	0-0 1 HR 1B				0-0 P2	3	1	1	2	0	1	1					
1 Corey Hart, R (1.9) OBP: 0.488, SLG: 0.975 27 Brad Nelson, L (8.9) OBP: 0.465, SLG: 0.545		0-0 E5 25 FC5-4		4-0 2 1B 61 FC5-4 BB	2-2 1-H HR				0-0 F8	2	2	1	2	1	0	0					
25 Mike Cameron, R (1.8) OBP: 0.290, SLG: 0.346 3 Trot Nixon, L (6.8) OBP: 0.225, SLG: 0.229		0-0 FC5-4 2 G6-4-3		1-0 61 FC5-4 2 1B HBP	0-3 K				0-0 G3	2	0	0	0	0	1	1					
2 Bill Hall, R (1.5) OBP: 0.308, SLG: 0.615 60 Todd Coffey, R (6.1) Mike Lamb, L (8.3) 9 Hernan Iribarren, L (9.9) OBP: 0.260, SLG: 0.273		0-0 G6-4-3		0-0 1-2 2-3 1B	0-0 G5-3				0-0 G3	3	0	1	0	0	0	1					
16 Chris Duffy, L (1.7) OBP: 0.388, SLG: 0.587 61 Jason Bourgeois, R (3.7) OBP: 0.167, SLG: 0.167			0-0 G6-3	0-0 FC5-4		0-0 L3				0	0	0	0	0	0	0					
26 Manny Parra, L (1.1) 22 Tony Gwynn Jr., L (4.7) OBP: 0.273, SLG: 0.200 54 David Riske, R (5.1) 24 Mat Gamel, L (6.5) OBP: 0.350, SLG: 0.556			0-3 K	0-3 K		0-3 K				1	0	0	0	0	1	0					
<b>Inning Stats</b>	R: 0 E: 0 K: 1 S: 5	H: 0 LOB: 1 BB: 1 P: 9	R: 0 E: 0 K: 0 S: 3	H: 0 LOB: 0 BB: 0 P: 3	R: 0 E: 0 K: 1 S: 5	H: 0 LOB: 0 BB: 0 P: 5	R: 3 E: 0 K: 1 S: 8	H: 3 LOB: 2 BB: 1 P: 13	R: 4 E: 0 K: 1 S: 11	H: 4 LOB: 0 BB: 0 P: 13	R: 0 E: 0 K: 1 S: 5	H: 0 LOB: 0 BB: 0 P: 5	R: 0 E: 0 K: 0 S: 3	H: 0 LOB: 0 BB: 0 P: 3	R: 0 E: 0 K: 0 S: 3	H: 0 LOB: 0 BB: 0 P: 3	1B: 4 2B: 1 3B: 1 HR: 1	SF: 1 SAC: 0 DP: 1 HBP: 1	WP: 0 PB: 0 SB: 0 CS: 0	PA: 34	
<b>PITCHER</b>	IP WLS BF H R ER SO BB IBB HBP BLK WP HR S P ERA WHIP	IP WLS BF H R ER SO BB IBB HBP BLK WP HR S P ERA WHIP	IP WLS BF H R ER SO BB IBB HBP BLK WP HR S P ERA WHIP	IP WLS BF H R ER SO BB IBB HBP BLK WP HR S P ERA WHIP	IP WLS BF H R ER SO BB IBB HBP BLK WP HR S P ERA WHIP	IP WLS BF H R ER SO BB IBB HBP BLK WP HR S P ERA WHIP	IP WLS BF H R ER SO BB IBB HBP BLK WP HR S P ERA WHIP	IP WLS BF H R ER SO BB IBB HBP BLK WP HR S P ERA WHIP	IP WLS BF H R ER SO BB IBB HBP BLK WP HR S P ERA WHIP	IP WLS BF H R ER SO BB IBB HBP BLK WP HR S P ERA WHIP	IP WLS BF H R ER SO BB IBB HBP BLK WP HR S P ERA WHIP	IP WLS BF H R ER SO BB IBB HBP BLK WP HR S P ERA WHIP	IP WLS BF H R ER SO BB IBB HBP BLK WP HR S P ERA WHIP	IP WLS BF H R ER SO BB IBB HBP BLK WP HR S P ERA WHIP	IP WLS BF H R ER SO BB IBB HBP BLK WP HR S P ERA WHIP	IP WLS BF H R ER SO BB IBB HBP BLK WP HR S P ERA WHIP	IP WLS BF H R ER SO BB IBB HBP BLK WP HR S P ERA WHIP	IP WLS BF H R ER SO BB IBB HBP BLK WP HR S P ERA WHIP	IP WLS BF H R ER SO BB IBB HBP BLK WP HR S P ERA WHIP	IP WLS BF H R ER SO BB IBB HBP BLK WP HR S P ERA WHIP	IP WLS BF H R ER SO BB IBB HBP BLK WP HR S P ERA WHIP

**Cleveland Indians @ Milwaukee Brewers**  
Maryvale Baseball Park, Phoenix, AZ  
Thu Mar 19 2009, 4:05 PM EDT  
Att: 6,007 - Sunny - 77 F

AB	30
R	7
H	7
RBI	7
BB	2
SO	5
LOB	7






Batter	1	2	3	4	5	6	7	8	9	AB	R	H	RBI	BB	SO	LOB	TOP					
11 Rajai Davis, R OBP: 0.447, SLG: 0.634	F8					G1-3			23 BB	5	0	3	1	0	0	1						
32 Jack Cust, L OBP: 0.273, SLG: 0.414										3	0	0	0	1	1	2						
23 Matt Carson, R OBP: 0.440, SLG: 0.619	G6-4-3									0	0	0	0	1	0	0						
1 Nomar Garciaparra, R OBP: 0.549, SLG: 0.667										3	0	0	0	0	0	2						
22 Jack Hannahan, L OBP: 0.436, SLG: 0.400	G6-4-3									2	0	0	0	0	1	2						
16 Jason Giambi, L OBP: 0.353, SLG: 0.296										3	0	0	0	0	2	0						
6 Travis Buck, L OBP: 0.413, SLG: 0.564										2	0	0	0	0	1	2						
35 Landon Powell, S OBP: 0.400, SLG: 0.581										3	0	1	0	0	0	0						
61 Joel Galarraga, R OBP: 0.450, SLG: 0.389										2	0	1	0	0	0	2						
10 Deric Barton, L OBP: 0.412, SLG: 0.500										3	1	1	0	0	0	1						
77 Sean Doolittle, L OBP: 0.464, SLG: 0.680										1	0	1	0	0	0	0						
7 Bobby Crosby, R OBP: 0.250, SLG: 0.313										2	2	1	0	1	1	0						
2 Gregorio Petit, R OBP: 0.317, SLG: 0.400										0	0	0	0	0	0	0						
57 Aaron Cunningham, R OBP: 0.439, SLG: 0.645										2	2	2	2	2	0	0						
56 Cliff Pennington, S OBP: 0.310, SLG: 0.412										3	1	1	3	0	0	1						
26 Corey Wimbly, S OBP: 0.324, SLG: 0.242										1	0	0	0	0	0	3						
<b>Inning Stats</b>	R: 0 E: 0 K: 0 S: 2	H: 0 LOB: 0 BB: 1 P: 6	R: 4 E: 0 K: 2 S: 10	H: 3 LOB: 1 BB: 2 P: 19	R: 0 E: 0 K: 0 S: 4	H: 1 LOB: 1 BB: 0 P: 4	R: 2 E: 0 K: 0 S: 7	H: 3 LOB: 1 BB: 0 P: 8	R: 0 E: 0 K: 1 S: 5	H: 0 LOB: 0 BB: 0 P: 5	R: 0 E: 0 K: 1 S: 6	H: 1 LOB: 1 BB: 0 P: 6	R: 0 E: 0 K: 0 S: 3	H: 0 LOB: 0 BB: 0 P: 3	R: 0 E: 0 K: 0 S: 4	H: 2 LOB: 2 BB: 1 P: 8	R: 0 E: 0 K: 2 S: 8	H: 1 LOB: 2 BB: 1 P: 12	1B: 6 2B: 3 3B: 1 HR: 1	SF: 0 SAC: 1 DP: 2 HBP: 0	WP: 0 PB: 0 SB: 1 CS: 0	PA: 41
<b>PITCHER</b>	IP WLS BF H R ER SO BB IBB HBP BLK WP HR S P ERA WHIP																					
44 Carl Pavano, R ERA: 9.82	(1, 1)	4.0	W	21	7	6	6	2	3	0	0	0	0	0	1	23	37	13.50	2.500			
46 Scott Lewis, L ERA: 3.52	(5, 1)	5.0	W	20	4	0	0	4	1	1	0	0	0	0	0	26	34	0.00	1.000			

Oakland Athletics @ Cleveland Indians  
Goodyear Ballpark, Goodyear, AZ  
Fri Mar 20 2009, 4:05 PM EDT  
Att: 7,571 - Sunny - 83 F

livebaseballscorecards.com

AB 35  
R 6  
H 11  
RBI 6  
BB 5  
SO 6  
LOB 16




Batter	1	2	3	4	5	6	7	8	9	AB	R	H	RBI	BB	SO	LOB	BOTTOM					
11 Jamey Carroll, R OBP: 0.306, SLG: 0.286										4	1	2	0	0	1	0						
83 Jared Goedert, R										0	0	0	0	0	0	0						
Asdrúbal Cabrera, S OBP: 0.353, SLG: 0.484										3	1	2	3	0	0	0						
26 Andy Cannizaro, R OBP: 0.381, SLG: 0.500										0	0	0	0	1	0	0						
48 Travis Hafner, L OBP: 0.241, SLG: 0.200										3	0	0	1	0	0	2						
41 Victor Martinez, S OBP: 0.405, SLG: 0.688										2	1	1	1	2	0	1						
79 Chris Gimenez, R OBP: 0.490, SLG: 0.890										0	1	0	0	0	0	0						
25 Ryan Garko, R OBP: 0.316, SLG: 0.432										3	0	0	0	0	1	1						
61 Michael Brantley, L OBP: 0.370, SLG: 0.565										0	0	0	0	0	0	0						
29 Josh Barfield, R OBP: 0.239, SLG: 0.250										3	0	1	0	1	0	1						
26 Trevor Crowe, S OBP: 0.279, SLG: 0.286										3	1	1	0	0	1	1						
71 Matt LaPorta, R OBP: 0.441, SLG: 0.586										1	0	1	1	0	0	0						
15 Andy Marte, R OBP: 0.125, SLG: 0.125										4	1	1	0	0	2	3						
8 Wilson Valdez, R OBP: 0.148, SLG: 0.080										4	1	1	1	0	0	2						
<b>Inning Stats</b>	R: 0 E: 0 K: 1 S: 6	H: 1 LOB: 1 BB: 0 P: 6	R: 0 E: 0 K: 0 S: 2	H: 0 LOB: 0 BB: 1 P: 6	R: 4 E: 0 K: 0 S: 7	H: 4 LOB: 1 BB: 1 P: 11	R: 1 E: 0 K: 1 S: 7	H: 2 LOB: 0 BB: 0 P: 9	R: 1 E: 0 K: 1 S: 6	H: 1 LOB: 0 BB: 0 P: 6	R: 0 E: 0 K: 1 S: 5	H: 0 LOB: 0 BB: 0 P: 5	R: 0 E: 0 K: 0 S: 3	H: 0 LOB: 1 BB: 1 P: 8	R: 1 E: 0 K: 1 S: 7	H: 2 LOB: 3 BB: 1 P: 12	1B: 8 2B: 0 3B: 1 HR: 1	SF: 1 SAC: 1 DP: 1 HBP: 0	WP: 2 PB: 0 SB: 2 CS: 1	PA: 37		
<b>PITCHER</b>	IP WLS BF H R ER SO BB IBB HBP BLK WP HR S P ERA WHIP																					
67 Brett Anderson, L ERA: 1.54	(1, 1)	2.0		7	1	0	0	1	1	0	0	0	0	0	1	17	23	20.25	3.000			
68 James Simmons, R ERA: 11.17	(3, 1)	2.2		15	7	6	6	1	1	0	0	0	0	0	0	8	8	0.00	0.000			
48 Michael Wertz, R ERA: 7.36	(5, 1)	1.1		4	0	0	0	2	0	0	0	0	0	1	0	3	8	0.00	1.000			
71 Andrew Bailey, R ERA:	(7, 1)	1.0		4	0	0	0	0	1	0	0	0	0	1	0	3	8	0.00	1.000			
52 Jay Marshall, L ERA: 9.0	(8, 1)	1.0	L	6	2	1	1	1	1	0	0	0	0	1	0	7	12	9.00	3.000			

Oakland Athletics @ Cleveland Indians  
Goodyear Ballpark, Goodyear, AZ  
Fri Mar 20 2009, 4:05 PM EDT  
Att: 7,571 - Sunny - 83 F

livebaseballscorecards.com

AB 30  
R 7  
H 10  
RBI 7  
BB 4  
SO 5  
LOB 11





Batter	1	2	3	4	5	6	7	8	9	AB	R	H	RBI	BB	SO	LOB	TOP			
15 Rafael Furcal, S OBP: 0.279, SLG: 0.237 60 Chin-Lung Hu, R OBP: 0.333, SLG: 0.452	P5			55 FC6-5 55 S 1B		G3-1		G4-3	14 2B 2B	3	0	1	0	0	0	0	<b>Los Angeles Dodgers @ Cleveland Indians</b> Goodyear Ballpark, Goodyear, AZ Sat Mar 21 2009, 4:05 PM EDT Att: 10,479 - Sunny - 86 F			
13 Orlando Hudson, S OBP: 0.243, SLG: 0.257 14 Juan Castro, R OBP: 0.475, SLG: 0.703	G4-3			L4		F9		55 HR 1B	3-H 2B	3	0	0	0	0	0	1				
55 Russell Martin, R OBP: 0.440, SLG: 0.913 44 A.J. Ellis, R OBP: 0.320, SLG: 0.348	F9			FC6-5-4 2-3 S 1-3		F8		HR	G5-3	4	1	1	2	0	0	1				
23 Casey Blake, R OBP: 0.367, SLG: 0.423 33 Blake DeWitt, L OBP: 0.333, SLG: 0.375	G5-3			F9		76 WP 2B		76 3B	P2	3	0	1	0	0	0	1				
76 Doug Mientkiewicz, L OBP: 0.333, SLG: 0.667	P4					FC6-5 9 1-H 2B		1-H 3B		4	0	3	2	0	0	0				
9 Juan Pierre, L OBP: 0.227, SLG: 0.244	B2					FC6-5 83 S 71 BB 2-3		G6-3		4	0	0	0	0	0	4				
71 Valentino Pascucci, R OBP: 0.522, SLG: 0.900				K		83 BB 1-2		K		3	0	0	0	1	3	2				
83 Mitch Jones, R OBP: 0.316, SLG: 0.676 75 Xavier Paul, L OBP: 0.469, SLG: 0.682	G5-3					4-1 1-2 2-3 BB			60 2B 3B	2	0	0	0	1	0	1				
17 Jason Repko, R OBP: 0.303, SLG: 0.207	G1-3					0-3 1-2 2-3 BB		P4		4	0	0	0	0	1	4				
<b>Inning Stats</b>	R: 0 E: 0 K: 0 S: 3	H: 0 LOB: 0 BB: 0 P: 3	R: 0 E: 0 K: 0 S: 3	H: 0 LOB: 0 BB: 0 P: 3	R: 0 E: 0 K: 1 S: 5	H: 1 LOB: 0 BB: 0 P: 5	R: 0 E: 0 K: 1 S: 6	H: 1 LOB: 1 BB: 0 P: 6	R: 0 E: 0 K: 1 S: 5	H: 0 LOB: 0 BB: 0 P: 5	R: 1 E: 0 K: 0 S: 6	H: 2 LOB: 3 BB: 2 P: 15	R: 3 E: 0 K: 1 S: 10	H: 4 LOB: 1 BB: 0 P: 13	R: 2 E: 0 K: 0 S: 6	H: 3 LOB: 1 BB: 0 P: 6		1B: 5 2B: 3 3B: 2 HR: 1	SF: 0 SAC: 0 DP: 0 HBP: 0	WP: 1 PB: 0 SB: 3 CS: 0
<b>PITCHER</b>	IP	WLS	BF	H	R	ER	SO	BB	IBB	HBP	BLK	WP	HR	S	P	ERA	WHIP			
27 Anthony Reyes, R ERA: 0.75	5.0		17	2	0	0	2	0	0	0	0	0	0	23	23	0.00	0.400			
45 Jeremy Sowers, L ERA: 4.51	2.2	L	16	6	4	4	1	2	0	0	0	1	1	18	30	13.50	3.000			
54 Kirk Saarloos, R ERA: 9.58	1.1		7	3	2	2	1	0	0	0	0	0	0	9	9	13.50	2.250			

Batter	1	2	3	4	5	6	7	8	9	AB	R	H	RBI	BB	SO	LOB	BOTTOM					
24 Grady Sizemore, L OBP: 0.484, SLG: 0.643 61 Michael Brantley, L OBP: 0.367, SLG: 0.510	G3-1			B4-3		G4-3		F7		3	0	0	0	0	0	1	<b>Los Angeles Dodgers @ Cleveland Indians</b> Goodyear Ballpark, Goodyear, AZ Sat Mar 21 2009, 4:05 PM EDT Att: 10,479 - Sunny - 86 F					
11 Jamey Carroll, R OBP: 0.333, SLG: 0.297 Joshua Rodriguez, R	48 G6-5-3 BB			L6		48 HBP 1B		83 S BB		2	0	1	1	1	0	0						
48 Travis Hafner, L OBP: 0.242, SLG: 0.179	G6-5-3			G3		3-H 1-0 HBP		K		3	0	0	0	0	1	2						
2 Johnny Peralta, R OBP: 0.472, SLG: 0.743 83 Carlos Rivera, R OBP: 0.296, SLG: 0.429	L8					0-3 K		G6-3		3	0	0	0	0	2	2						
12 Ben Francisco, R OBP: 0.381, SLG: 0.514	F7			G6-3		4 CS 2B		65 G6-3 3B		4	1	2	0	0	0	0						
10 Kelly Shoppach, R OBP: 0.314, SLG: 0.581 65 Damaso Espino, R OBP: 0.333, SLG: 0.667	P3					0-3 K		G6-3		3	0	0	0	0	2	1						
4 Tony Graffanino, R OBP: 0.424, SLG: 0.414	P4					0-0 71 2B 1B		71 WP 2B		3	2	1	0	1	0	0						
71 Matt LaPorta, R OBP: 0.474, SLG: 0.667	F8					24 G4-3 11 1B		1-H 2B		4	1	3	2	0	0	0						
79 Chris Gimenez, R OBP: 0.414, SLG: 0.667	K					0-3 K		G4-3		4	0	0	0	0	2	3						
<b>Inning Stats</b>	R: 0 E: 0 K: 0 S: 2	H: 0 LOB: 1 BB: 1 P: 6	R: 0 E: 0 K: 0 S: 3	H: 0 LOB: 0 BB: 0 P: 3	R: 0 E: 0 K: 1 S: 5	H: 0 LOB: 0 BB: 0 P: 5	R: 0 E: 0 K: 0 S: 3	H: 0 LOB: 0 BB: 0 P: 3	R: 0 E: 0 K: 2 S: 7	H: 0 LOB: 0 BB: 0 P: 7	R: 2 E: 0 K: 2 S: 10	H: 3 LOB: 2 BB: 0 P: 11	R: 1 E: 0 K: 1 S: 7	H: 2 LOB: 1 BB: 1 P: 12	R: 0 E: 0 K: 1 S: 6	H: 0 LOB: 1 BB: 1 P: 10		R: 1 E: 0 K: 0 S: 5	H: 2 LOB: 1 BB: 0 P: 5	1B: 3 2B: 3 3B: 1 HR: 0	SF: 0 SAC: 0 DP: 1 HBP: 1	WP: 1 PB: 0 SB: 1 CS: 1
<b>PITCHER</b>	IP	WLS	BF	H	R	ER	SO	BB	IBB	HBP	BLK	WP	HR	S	P	ERA	WHIP					
52 James McDonald, R ERA: 5.84	3.0		9	0	0	0	1	1	0	0	0	0	0	10	14	0.00	0.333					
36 Shawn Estes, L ERA: 8.44	2.2		12	3	2	2	3	0	0	1	0	0	0	17	18	6.75	1.125					
37 Tanyon Sturtze, R ERA: 3.38	0.1		1	0	0	0	1	0	0	0	0	0	0	3	3	0.00	0.000					
57 Scott Elbert, L ERA: 7.11	1.0	W	5	2	1	1	1	1	0	0	0	1	0	7	12	9.00	3.000					
61 Brian Mazono, L ERA:	0.2	H	3	0	0	0	1	1	0	0	0	0	0	4	8	0.00	1.500					
65 Nick DeBarr, R ERA: 5.06	0.1		1	0	0	0	0	0	0	0	0	0	0	2	2	0.00	0.000					
82 Charlie Haeger, R ERA: 2.06	1.0	S	5	2	1	1	0	0	0	0	0	0	0	5	5	9.00	2.000					





Batter	1	2	3	4	5	6	7	8	9	AB	R	H	RBI	BB	SO	LOB	TOP										
61 Michael Brantley, L OBP: 0.343, SLG: 0.344	G5-3	G5-3			F8				G1-3	5	0	1	0	0	0	4	<b>Cleveland Indians @ Colorado Rockies</b> US West Sports Complex, Hi Corbett Field, Tucson, AZ Sun Mar 22 2009, 4:10 PM EDT Att.: 5,961 - Sunny - 75 F										
Asdrúbal Cabrera, S OBP: 0.469, SLG: 0.576 26 Andy Cannizaro, R OBP: 0.348, SLG: 0.450	3B		BB		PO				G6-3	2	1	2	0	1	0	0											
10 Kelly Shoppach, R OBP: 0.289, SLG: 0.529 76 Wyatt Toregas, R OBP: 0.250, SLG: 0.143	G6-3		K							3	0	0	1	0	2	2											
25 Ryan Garko, R OBP: 0.341, SLG: 0.436 23 Michael Aubrey, L OBP: 0.500, SLG: 0.636	1B		G6-4-3						F8	2	0	1	0	1	0	1											
71 Matt LaPorta, R OBP: 0.439, SLG: 0.611 63 Rafael Betancourt, R 53 Rafael Perez, L 79 Chris Gimenez, R 38 Joe Smith, R	G5-3				G6-3					0	0	0	0	0	0	0											
26 Trevor Crowe, S OBP: 0.275, SLG: 0.282		G4-3			F7					4	0	1	0	0	0	2											
15 Andy Marte, R OBP: 0.200, SLG: 0.250			L6		L6					4	0	2	0	0	0	3											
8 Wilson Valdez, R OBP: 0.194, SLG: 0.138										4	1	2	0	0	0	1											
31 Cliff Lee, L George Lombard, L OBP: 1.000, SLG: 3.000										1	0	0	0	0	1	1											
<b>Inning Stats</b>	R: 1 E: 0 K: 0 S: 5	H: 2 LOB: 1 BB: 0 P: 5	R: 0 E: 0 K: 0 S: 5	H: 2 LOB: 2 BB: 0 P: 5	R: 0 E: 0 K: 1 S: 4	H: 0 LOB: 0 BB: 1 P: 8	R: 0 E: 0 K: 0 S: 3	H: 0 LOB: 0 BB: 0 P: 3	R: 0 E: 0 K: 1 S: 5	H: 1 LOB: 2 BB: 0 P: 5	R: 0 E: 0 K: 2 S: 8	H: 1 LOB: 2 BB: 1 P: 12	R: 2 E: 0 K: 1 S: 8	H: 3 LOB: 0 BB: 0 P: 9	R: 0 E: 0 K: 0 S: 5	H: 3 LOB: 2 BB: 0 P: 5		R: 0 E: 0 K: 0 S: 4	H: 1 LOB: 1 BB: 0 P: 4	1B: 9 2B: 2 3B: 1 HR: 1	SF: 0 SAC: 1 DP: 2 HBP: 0	WP: 0 PB: 1 SB: 0 CS: 1	PA: 39				
<b>PITCHER</b>	IP	WLS	BF	H	R	ER	SO	BB	IBB	HBP	BLK	WP	HR	S	P	ERA	WHIP										
28 Aaron Cook, R ERA: 1.89	5.0		19	5	1	1	2	1	0	0	0	0	0	22	26	1.80	1.200										
52 Juan Morillo, L ERA: 2.7	1.0	H	5	1	0	0	2	1	0	0	0	0	0	8	12	0.00	2.000										
53 Randy Flores, L ERA: 6.75	1.0	B	5	3	2	2	1	0	0	0	0	0	1	8	9	18.00	3.000										
34 Matt Belisle, R ERA: 1.5	1.0	W	5	3	0	0	0	0	0	0	0	0	0	5	5	0.00	3.000										
32 Glendon Rusch, L ERA:	1.0	S	4	1	0	0	0	0	0	0	0	0	0	4	4	0.00	1.000										
24 Dexter Fowler, S OBP: 0.348, SLG: 0.390	G5-3				F9												4	0	2	0	0	0	0				
12 Clint Barmes, R OBP: 0.279, SLG: 0.452	F8				G5-3												4	0	0	0	0	0	3				
17 Todd Helton, L OBP: 0.364, SLG: 0.750 Mark Bellhorn, S OBP: 1.000, SLG: 2.000	G4-3				K												3	1	1	0	0	1	0				
14 Matt Murton, R OBP: 0.419, SLG: 0.564 9 Ian Stewart, L OBP: 0.398, SLG: 0.588																	2	1	1	0	0	1	0				
10 Jeff Baker, R OBP: 0.300, SLG: 0.368 22 Tomas Perez, S	G5-3																3	0	2	1	0	0	0				
8 Yorvit Torrealba, R OBP: 0.281, SLG: 0.469	G3-4-1																3	0	0	0	0	1	3				
62 Christian Colonel, R OBP: 0.288, SLG: 0.341																	2	0	1	2	0	0	0				
47 Joe Koshansky, L OBP: 0.353, SLG: 0.517																	1	0	0	0	0	1	1				
40 Daniel Ortmeier, S OBP: 0.357, SLG: 0.500																	3	0	0	0	0	1	3				
28 Aaron Cook, R ERA: 12.34 52 Juan Morillo, R 53 Randy Flores, L 22 Scott Podsednik, L 34 Matt Belisle, R 32 Glendon Rusch, L																	2	0	1	0	0	0	2				
<b>Inning Stats</b>	R: 0 E: 0 K: 0 S: 3	H: 0 LOB: 0 BB: 0 P: 3	R: 0 E: 0 K: 1 S: 5	H: 0 LOB: 0 BB: 0 P: 5	R: 0 E: 0 K: 1 S: 7	H: 2 LOB: 2 BB: 0 P: 7	R: 2 E: 0 K: 0 S: 7	H: 4 LOB: 2 BB: 0 P: 7	R: 0 E: 0 K: 1 S: 5	H: 0 LOB: 0 BB: 0 P: 5	R: 1 E: 0 K: 0 S: 4	H: 1 LOB: 1 BB: 1 P: 8	R: 0 E: 0 K: 0 S: 3	H: 1 LOB: 0 BB: 0 P: 3	R: 1 E: 1 K: 2 S: 9	H: 2 LOB: 1 BB: 0 P: 9	1B: 9 2B: 1 3B: 0 HR: 0	SF: 1 SAC: 1 DP: 1 HBP: 0	WP: 0 PB: 0 SB: 0 CS: 0	PA: 34							
<b>PITCHER</b>	IP	WLS	BF	H	R	ER	SO	BB	IBB	HBP	BLK	WP	HR	S	P	ERA	WHIP										
31 Cliff Lee, L ERA: 7.2	1.0		5	1	1	1	0	1	0	0	0	0	0	4	8	9.00	2.000										
53 Rafael Perez, L ERA: 1.8	1.0		3	1	0	0	0	0	0	0	0	0	0	3	3	0.00	1.000										
38 Joe Smith, R ERA: 3.0	1.0	L	5	2	1	1	2	0	0	0	0	0	0	9	9	9.00	2.000										





Batter	1	2	3	4	5	6	7	8	9	10	AB	R	H	RBI	BB	SO	LOB	TOP				
31 Dewayne Wise, L (1,8) OBP: 0.283, SLG: 0.432	F9		G3			P5	1B			G3	5	0	1	1	0	0	0					
17 Chris Getz, L (1,4) OBP: 0.404, SLG: 0.476			E3			G4-3	F8				2	0	0	0	1	0	0					
80 Gordon Beckham, R (7,4) OBP: 0.325, SLG: 0.588	BB										2	0	1	0	0	0	2					
14 Paul Konerko, R (1,3) OBP: 0.464, SLG: 0.712			G6-3								2	0	1	0	1	0	1					
27 Ben Broussard, L (6,3) OBP: 0.198, SLG: 0.222	BB										2	0	0	0	0	0	1					
25 Jim Thome, L (1,10) OBP: 0.361, SLG: 0.516											3	0	1	0	0	0	3					
74 Josh Kroeger, L (8, PH) OBP: 0.360, SLG: 0.478	G3										1	0	0	0	0	0	0					
12 A.J. Pierzynski, L (1,2) OBP: 0.350, SLG: 0.385											2	0	0	0	0	0	3					
55 Donny Lucy, R (7, PH) OBP: 0.188, SLG: 0.375	L8										2	0	0	0	0	0	1					
7 Josh Fields, R (1,5) OBP: 0.479, SLG: 0.721											2	0	1	0	0	0	0					
15 Wilson Betemit, S (6,5) OBP: 0.396, SLG: 0.698											1	1	0	0	1	0	0					
32 Brian Anderson, R (1,9) OBP: 0.345, SLG: 0.440											4	1	1	0	0	1	1					
18 Brent Lillibridge, R (1,6) OBP: 0.236, SLG: 0.241											4	0	1	1	0	1	0					
7 Jerry Owens, L (1,7) OBP: 0.328, SLG: 0.212											4	0	0	0	0	1	2					
<b>Inning Stats</b>	R: 0 E: 0 K: 0 S: 3	H: 0 LOB: 2 BB: 2 P: 11	R: 0 E: 0 K: 1 S: 5	H: 1 LOB: 0 BB: 0 P: 5	R: 0 E: 1 K: 1 S: 6	H: 0 LOB: 1 BB: 0 P: 6	R: 0 E: 0 K: 0 S: 3	H: 1 LOB: 0 BB: 0 P: 3	R: 0 E: 0 K: 0 S: 4	H: 1 LOB: 0 BB: 0 P: 4	R: 2 E: 0 K: 0 S: 6	H: 3 LOB: 2 BB: 1 P: 10	R: 0 E: 1 K: 0 S: 3	H: 0 LOB: 0 BB: 0 P: 3	R: 0 E: 0 K: 1 S: 5	H: 0 LOB: 0 BB: 0 P: 5	R: 0 E: 0 K: 0 S: 4	H: 1 LOB: 1 BB: 0 P: 5	1B: 7 2B: 0 3B: 0 HR: 0	SF: 0 SAC: 0 DP: 2 HBP: 0	WP: 0 PB: 0 SB: 2 CS: 1	PA: 39
<b>PITCHER</b>	IP	WLS	BF	H	R	ER	SO	BB	IBB	HBP	BLK	WP	HR	S	P	ERA	WHIP					
55 Roberto Hernandez, R (1,1) ERA: 1.69	5.0		18	2	0	0	2	2	0	0	0	0	0	0	4	0.00	0.800					
30 Masa Kobayashi, R (8,1) ERA: 12.0	1.0	H	4	1	0	0	0	0	0	0	0	0	0	4	4	0.00	1.000					
50 Jensen Lewis, R (7,1) ERA: 2.97	1.0	B	7	3	2	2	0	1	0	0	0	0	0	6	10	18.00	4.000					
49 Edward Mujica, R (8,1) ERA: 10.8	1.0		3	0	0	0	0	0	0	0	0	0	0	3	3	0.00	0.000					
53 Rafael Perez, L (8,1) ERA: 1.5	1.0		3	0	0	0	1	0	0	0	0	0	0	5	5	0.00	0.000					

Chicago White Sox @ Cleveland Indians  
Goodyear Ballpark, Goodyear, AZ  
Tue Mar 24 2009, 4:05 PM EDT  
Att: 6,002 - Sunny - 74 F

livebaseballscorecards.com  
AB 36  
R 2  
H 7  
RBI 2  
BB 3  
SO 3  
LOB 14



Batter	1	2	3	4	5	6	7	8	9	10	AB	R	H	RBI	BB	SO	LOB	BOTTOM				
24 Grady Sizemore, L (1,8) OBP: 0.457, SLG: 0.625	G1-3										4	0	1	1	0	0	2					
83 Matthew Brown, L (8,9)											1	0	0	0	0	0	1					
7 Mark DeRosa, R (1,5) OBP: 0.333, SLG: 0.636											3	0	1	1	0	0	0					
4 Tony Graffanino, R (6,5) OBP: 0.400, SLG: 0.387	P2										2	0	0	0	0	1	2					
48 Travis Hafner, L (1,10) OBP: 0.263, SLG: 0.188											4	0	1	0	1	2	0					
41 Victor Martinez, S (1,2) OBP: 0.436, SLG: 0.629											3	0	0	0	1	0	4					
65 Damaso Espino, R (8, PR) OBP: 0.429, SLG: 0.714											1	0	1	0	0	0	0					
2 Jhonny Peralta, R (1,6) OBP: 0.406, SLG: 0.184											3	0	0	0	0	1	4					
26 Andy Cannizaro, R (8,6) OBP: 0.320, SLG: 0.409											2	0	0	0	0	0	2					
20 David Dellucci, L (1,7) OBP: 0.292, SLG: 0.545											3	0	0	0	0	0	0					
15 Andy Marte, R (8,3) OBP: 0.182, SLG: 0.227											2	0	0	0	0	0	3					
12 Ben Francisco, R (1,9) OBP: 0.378, SLG: 0.487											2	0	0	0	1	1	0					
26 Trevor Crowe, S (8,8) OBP: 0.268, SLG: 0.275											1	0	0	0	0	1	0					
11 Jamey Carroll, R (1,4) OBP: 0.357, SLG: 0.308											2	1	1	0	1	1	0					
8 Wilson Valdez, R (8,4) OBP: 0.188, SLG: 0.133											1	0	0	0	0	0	0					
79 Chris Gimenez, R (1,3) OBP: 0.471, SLG: 0.679											3	1	2	0	1	1	0					
<b>Inning Stats</b>	R: 0 E: 0 K: 1 S: 5	H: 0 LOB: 0 BB: 0 P: 5	R: 0 E: 0 K: 0 S: 3	H: 0 LOB: 0 BB: 0 P: 3	R: 2 E: 0 K: 0 S: 4	H: 2 LOB: 3 BB: 4 P: 20	R: 0 E: 0 K: 0 S: 5	H: 2 LOB: 2 BB: 0 P: 5	R: 0 E: 0 K: 1 S: 6	H: 1 LOB: 1 BB: 1 P: 6	R: 0 E: 0 K: 2 S: 7	H: 0 LOB: 0 BB: 0 P: 7	R: 0 E: 0 K: 1 S: 5	H: 0 LOB: 2 BB: 1 P: 10	R: 0 E: 1 K: 1 S: 7	H: 1 LOB: 2 BB: 0 P: 7	R: 0 E: 1 K: 0 S: 4	H: 1 LOB: 1 BB: 0 P: 4	1B: 6 2B: 1 3B: 0 HR: 0	SF: 0 SAC: 0 DP: 0 HBP: 0	WP: 0 PB: 1 SB: 0 CS: 1	PA: 42
<b>PITCHER</b>	IP	WLS	BF	H	R	ER	SO	BB	IBB	HBP	BLK	WP	HR	S	P	ERA	WHIP					
78 Aaron Porela, L (1,1) ERA: 6.08	3.0		14	2	2	2	1	4	0	0	0	0	0	12	28	6.00	2.000					
46 Adam Russell, R (4,1) ERA: 5.0	2.0		9	3	0	0	1	0	0	0	0	0	0	11	11	0.00	1.500					
47 Mike MacDougal, R (8,1) ERA: 3.8	1.0		3	0	0	0	2	0	0	0	0	0	0	7	7	0.00	0.000					
41 Lance Broadway, R (7,1) ERA: 4.22	2.0		7	0	0	0	3	1	0	0	0	0	0	12	17	0.00	0.500					
43 Ehren Wassermann, R (8,1) ERA: 5.14	2.0		9	2	0	0	1	0	0	0	0	0	0	11	11	0.00	1.000					

Chicago White Sox @ Cleveland Indians  
Goodyear Ballpark, Goodyear, AZ  
Tue Mar 24 2009, 4:05 PM EDT  
Att: 6,002 - Sunny - 74 F

livebaseballscorecards.com  
AB 37  
R 2  
H 7  
RBI 2  
BB 5  
SO 8  
LOB 18





Batter	1	2	3	4	5	6	7	8	9	AB	R	H	RBI	BB	SO	LOB	TOP											
24 Grady Sizemore, L OBP: 0.462, SLG: 0.611 29 Josh Barfield, R OBP: 0.234, SLG: 0.244										4	2	2	0	0	0	1	<b>Cleveland Indians @ San Diego Padres</b> Peoria Stadium, Peoria, AZ Wed Mar 25 2009, 4:05 PM EDT Att: 3,672 - Sunny - 75 F											
Asdrúbal Cabrera, S OBP: 0.415, SLG: 0.611 8 Wilson Valdez, R OBP: 0.182, SLG: 0.129										3	1	1	1	1	1	0												
48 Travis Hafner, L OBP: 0.279, SLG: 0.216										5	0	2	1	0	0	2												
2 Jhonny Peralta, R OBP: 0.442, SLG: 0.667 Niuman Romero, S										4	0	2	1	0	1	2												
25 Ryan Garko, R OBP: 0.311, SLG: 0.395 George Lombard, L OBP: 1.000, SLG: 3.000										4	0	0	0	0	1	4												
10 Kelly Shoppach, R OBP: 0.310, SLG: 0.605 79 Chris Gimenez, R OBP: 0.471, SLG: 0.679										4	2	2	1	0	1	0												
4 Tony Graffanino, R OBP: 0.385, SLG: 0.353										3	1	0	0	1	1													
15 Andy Marte, R OBP: 0.192, SLG: 0.346										4	1	1	2	0	0	1												
26 Trevor Crowe, S OBP: 0.289, SLG: 0.409										4	1	2	2	0	0	0												
<b>Inning Stats</b>	R: 2 E: 0 K: 1 S: 5	H: 3 LOB: 0 BB: 0 P: 6	R: 0 E: 0 K: 1 S: 5	H: 0 LOB: 0 BB: 0 P: 5	R: 1 E: 0 K: 1 S: 7	H: 2 LOB: 2 BB: 1 P: 11	R: 2 E: 0 K: 0 S: 6	H: 2 LOB: 0 BB: 0 P: 8	R: 0 E: 0 K: 1 S: 6	H: 1 LOB: 1 BB: 0 P: 6	R: 1 E: 0 K: 1 S: 6	H: 1 LOB: 1 BB: 1 P: 11	R: 0 E: 0 K: 1 S: 6	H: 1 LOB: 0 BB: 0 P: 6	R: 2 E: 0 K: 0 S: 7	H: 2 LOB: 2 BB: 0 P: 8	R: 0 E: 0 K: 1 S: 5	H: 0 LOB: 0 BB: 0 P: 5	1B: 7 2B: 0 3B: 2 HR: 3	SF: 0 SAC: 0 DP: 1 HBP: 0	WP: 0 PB: 0 SB: 2 CS: 0	PA: 40						
<b>PITCHER</b>	IP	WLS	BF	H	R	ER	SO	BB	IBB	HBP	BLK	WP	HR	S	P	ERA	WHIP											
79 Kevin Correia, R ERA: 7.63	(1, 1)	5.2	L	27	9	6	6	4	2	0	0	0	0	1	34	46	9.53	1.941										
Justin Hampson, L ERA: 12.46	(6, 1)	0.1		1	0	0	0	0	0	0	0	0	0	0	1	1	0.00	0.000										
43 Cla Meredith, R ERA: 12.46	(7, 1)	1.0		4	1	0	0	1	0	0	0	0	0	6	6	0.00	1.000											
Iván Nova, R ERA: 8.31	(8, 1)	1.0		5	2	2	2	0	0	0	0	0	2	7	8	18.00	2.000											
21 Heath Bell, R ERA: 8.31	(9, 1)	1.0		3	0	0	0	1	0	0	0	0	0	5	5	0.00	0.000											

Batter	1	2	3	4	5	6	7	8	9	AB	R	H	RBI	BB	SO	LOB	BOTTOM											
33 Jody Gerut, L OBP: 0.333, SLG: 0.476 66 Kyle Blanks, R OBP: 0.431, SLG: 0.627										4	1	1	0	0	1	1	<b>Cleveland Indians @ San Diego Padres</b> Peoria Stadium, Peoria, AZ Wed Mar 25 2009, 4:05 PM EDT Att: 3,672 - Sunny - 75 F											
22 David Eckstein, R OBP: 0.500, SLG: 0.615 8 Chris Burke, R OBP: 0.450, SLG: 0.323										3	0	3	1	0	0	0												
24 Brian Giles, L OBP: 0.303, SLG: 0.367 11 Drew Macias, L OBP: 0.377, SLG: 0.556										3	0	0	0	0	0	3												
23 Adrián González, L OBP: 0.360, SLG: 0.625 30 Eliezer Alfonzo, R OBP: 0.323, SLG: 0.590										4	0	2	1	0	0	2												
16 Cliff Floyd, L OBP: 0.419, SLG: 0.560 49 Emil Brown, R OBP: 0.325, SLG: 0.382										2	0	0	0	0	1	0												
7 Chase Headley, S OBP: 0.283, SLG: 0.418										4	0	0	0	0	0	1												
2 Edgar González, R OBP: 0.429, SLG: 0.636 84 Brett Dowdy, R OBP: 0.391, SLG: 0.381										3	0	1	0	1	0	1												
28 Henry Blanco, R OBP: 0.400, SLG: 1.000 77 Chris Snelling, L OBP: 0.333, SLG: 0.333										3	1	1	1	0	1	1												
15 Luis Antonio Rodríguez, S OBP: 0.343, SLG: 0.394 1 Everth Cabrera, S OBP: 0.302, SLG: 0.340										2	1	1	0	0	0	0												
<b>Inning Stats</b>	R: 0 E: 0 K: 1 S: 6	H: 1 LOB: 1 BB: 0 P: 6	R: 0 E: 0 K: 0 S: 3	H: 0 LOB: 0 BB: 0 P: 3	R: 2 E: 0 K: 0 S: 8	H: 3 LOB: 1 BB: 0 P: 10	R: 0 E: 0 K: 1 S: 6	H: 1 LOB: 1 BB: 0 P: 6	R: 0 E: 0 K: 0 S: 4	H: 1 LOB: 1 BB: 0 P: 4	R: 0 E: 0 K: 0 S: 4	H: 1 LOB: 1 BB: 0 P: 4	R: 2 E: 2 K: 1 S: 9	H: 3 LOB: 2 BB: 0 P: 9	R: 0 E: 0 K: 1 S: 5	H: 0 LOB: 2 BB: 1 P: 9	R: 0 E: 0 K: 1 S: 6	H: 1 LOB: 1 BB: 0 P: 7	1B: 9 2B: 1 3B: 0 HR: 1	SF: 1 SAC: 0 DP: 0 HBP: 0	WP: 0 PB: 0 SB: 0 CS: 0	PA: 40						
<b>PITCHER</b>	IP	WLS	BF	H	R	ER	SO	BB	IBB	HBP	BLK	WP	HR	S	P	ERA	WHIP											
44 Carl Pavano, R ERA: 7.41	(1, 1)	6.0	W	25	7	2	2	2	0	0	0	0	0	1	31	33	3.00	1.167										
34 Kerry Wood, R ERA: 2.25	(7, 1)	1.0		7	3	2	0	1	0	0	0	0	0	9	9	0.00	3.000											
3B Joe Smith, R ERA: 2.25	(8, 1)	1.0		4	0	0	0	1	1	0	0	0	0	5	9	0.00	1.000											
39 Vinnie Chulk, R ERA: 2.13	(9, 1)	1.0		4	1	0	0	1	0	0	0	0	0	6	7	0.00	1.000											

AB	38
R	8
H	12
RBI	8
BB	2
SO	6
LOB	11

AB	38
R	4
H	11
RBI	4
BB	1
SO	5
LOB	19







Batter	1	2	3	4	5	6	7	8	9	AB	R	H	RBI	BB	SO	LOB	TOP					
24 Grady Sizemore, L OBP: 0.432, SLG: 0.561	0-0 7 1B		0-0 L3		0-3 K		0-0 G6-3		3-0 G3	5	0	1	0	0	1	1						
7 Mark DeRosa, R OBP: 0.316, SLG: 0.556 63 Rafael Betancourt, R 38 Joe Smith, R 26 Trevor Crowe, S OBP: 0.304, SLG: 0.422	1-0 G5-3		1-1 2B		1-0 L7			2-1 2 F9 2 WP 1B		3	0	1	0	0	0	1						
41 Victor Martinez, S OBP: 0.333, SLG: 0.524	1-3 K		2-2 G6-3		1-2 K			0-0 F7		4	0	0	0	0	2	3						
2 Jhonny Peralta, R OBP: 0.447, SLG: 0.717	0-3 K			0-0 HR		0-0 10 WP 12 1B		1-0 F9		4	2	2	1	0	1	2						
10 Kelly Shoppach, R OBP: 0.304, SLG: 0.595 50 Jensen Lewis, R		0-0 G6-3 2B		2-0 G5-3		1-0 F7		2-1 P4		4	0	1	0	0	0	2						
12 Ben Francisco, R OBP: 0.385, SLG: 0.467 88 Brandon Pinkney, R OBP: 1.000, SLG: 3.000		1-0 G6-3		2-3 K		0-0 2-H 1B		0-0 SF9 3B		3	0	1	1	0	1	1						
Asdrúbal Cabrera, S OBP: 0.499, SLG: 0.615 79 Chris Gimenez, R OBP: 0.486, SLG: 0.679		0-1 G6-3		1-1 2B		2-3 K		4-1 4 FC5-4 BB		3	0	1	0	0	1	2						
29 Josh Barfield, R OBP: 0.216, SLG: 0.224 Mickey Hall, L		0-0 F8		2-1 G5-3		0-0 L3		0-0 SF9		3	0	0	0	0	0	2						
31 Cliff Lee, L 4 Tony Graffanino, R OBP: 0.357, SLG: 0.324			0-0 G5-3		0-0 F8		2-0 P5		0-0 FC5-4	2	0	0	0	0	0	1						
<b>Inning Stats</b>	R: 0 E: 0 K: 2 S: 9	H: 1 LOB: 1 BB: 0 P: 11	R: 0 E: 0 K: 0 S: 5	H: 1 LOB: 1 BB: 0 P: 6	R: 0 E: 0 K: 0 S: 8	H: 1 LOB: 1 BB: 0 P: 11	R: 1 E: 0 K: 1 S: 9	H: 2 LOB: 1 BB: 0 P: 16	R: 0 E: 0 K: 1 S: 5	H: 0 LOB: 0 BB: 0 P: 6	R: 1 E: 0 K: 2 S: 10	H: 2 LOB: 1 BB: 0 P: 14	R: 0 E: 0 K: 0 S: 3	H: 0 LOB: 0 BB: 0 P: 5	R: 0 E: 0 K: 0 S: 6	H: 1 LOB: 1 BB: 0 P: 11	R: 1 E: 0 K: 0 S: 5	H: 1 LOB: 1 BB: 1 P: 12	1B: 4 2B: 3 3B: 1 HR: 1	SF: 1 SAC: 0 DP: 0 HBP: 0	WP: 2 PA: 37 PB: 0 SB: 1 CS: 0	
<b>PITCHER</b>	IP WLS BF H R ER SO BB IBB HBP BLK WP HR S P ERA WHIP	IP WLS BF H R ER SO BB IBB HBP BLK WP HR S P ERA WHIP	IP WLS BF H R ER SO BB IBB HBP BLK WP HR S P ERA WHIP	IP WLS BF H R ER SO BB IBB HBP BLK WP HR S P ERA WHIP	IP WLS BF H R ER SO BB IBB HBP BLK WP HR S P ERA WHIP	IP WLS BF H R ER SO BB IBB HBP BLK WP HR S P ERA WHIP	IP WLS BF H R ER SO BB IBB HBP BLK WP HR S P ERA WHIP	IP WLS BF H R ER SO BB IBB HBP BLK WP HR S P ERA WHIP	IP WLS BF H R ER SO BB IBB HBP BLK WP HR S P ERA WHIP	IP WLS BF H R ER SO BB IBB HBP BLK WP HR S P ERA WHIP	IP WLS BF H R ER SO BB IBB HBP BLK WP HR S P ERA WHIP	IP WLS BF H R ER SO BB IBB HBP BLK WP HR S P ERA WHIP	IP WLS BF H R ER SO BB IBB HBP BLK WP HR S P ERA WHIP	IP WLS BF H R ER SO BB IBB HBP BLK WP HR S P ERA WHIP	IP WLS BF H R ER SO BB IBB HBP BLK WP HR S P ERA WHIP	IP WLS BF H R ER SO BB IBB HBP BLK WP HR S P ERA WHIP	IP WLS BF H R ER SO BB IBB HBP BLK WP HR S P ERA WHIP	IP WLS BF H R ER SO BB IBB HBP BLK WP HR S P ERA WHIP	IP WLS BF H R ER SO BB IBB HBP BLK WP HR S P ERA WHIP	IP WLS BF H R ER SO BB IBB HBP BLK WP HR S P ERA WHIP	IP WLS BF H R ER SO BB IBB HBP BLK WP HR S P ERA WHIP	IP WLS BF H R ER SO BB IBB HBP BLK WP HR S P ERA WHIP

Cleveland Indians @ San Francisco Giants  
 Scottsdale Stadium, Scottsdale, AZ  
 Fri Mar 27 2009, 4:05 PM EDT  
 Att: 11,952 - Sunny - 66 F

AB 35  
 R 3  
 H 9  
 RBI 3  
 BB 1  
 SO 6  
 LOB 15



Batter	1	2	3	4	5	6	7	8	9	AB	R	H	RBI	BB	SO	LOB	BOTTOM					
59 Andres Torres, S OBP: 0.484, SLG: 0.593	0-0 8 1B	3-1 8 3B	2-3 K		3-1 G5-3		1-0 G3			5	2	2	0	0	1	1						
8 Eugenio Velez, S OBP: 0.355, SLG: 0.548	0-0 48 1B	0-0 48 3B		0-3 K		0-0 12 2B		0-0 F8		5	3	3	2	0	1	0						
12 Nate Schierholtz, L OBP: 0.490, SLG: 0.630 21 John Bowker, L OBP: 0.317, SLG: 0.364	0-1 E4 23 2B	0-3 K		0-0 35 1B		2-2 74 F9 23 SF9 2B		4-0 74 1B		4	3	2	2	0	1	2						
48 Pablo Sandoval, S OBP: 0.459, SLG: 0.672 74 Matt Downs, R OBP: 0.345, SLG: 0.515	0-0 E7 23 2B	0-1 SF7		0-0 F7		0-0 F9		0-0 F9		2	0	1	1	0	0	1						
35 Rich Aurilia, R OBP: 0.500, SLG: 0.600 76 Jesus Guzman, R OBP: 0.431, SLG: 0.654	0-0 F8	1-2 HR		0-0 23 2B		4-2 BB		0-3 K		3	1	2	1	1	0	2						
23 Juan Uribe, R OBP: 0.273, SLG: 0.444	1-1 2B	1-3 K		2-2 1B		0-0 SF9		0-0 P3		4	0	2	3	0	1	2						
28 Buster Posey, R OBP: 0.367, SLG: 0.615 47 Merkin Valdez, R 46 Bob Howry, L 41 Jeremy Affeldt, L	1-2 F9		0-0 1B		0-3 K2-3		0-3 K			4	0	1	0	0	2	5						
19 Kevin Frandsen, R OBP: 0.361, SLG: 0.424	0-0 L7		2-2 F8		1-3 K		0-2 G5-3			4	0	0	0	0	1	3						
57 Jonathan Sánchez, L OBP: 0.250, SLG: 0.250 20 Steve Holm, R OBP: 0.303, SLG: 0.300		0-0 59 2B 8 3B 1B		0-0 B2		0-1 F7		0-3 K		3	1	1	0	0	0	1						
<b>Inning Stats</b>	R: 3 E: 2 K: 0 S: 12	H: 4 LOB: 2 BB: 0 P: 14	R: 4 E: 0 K: 2 S: 15	H: 4 LOB: 0 BB: 0 P: 20	R: 0 E: 0 K: 1 S: 9	H: 1 LOB: 1 BB: 0 P: 13	R: 1 E: 0 K: 2 S: 12	H: 3 LOB: 2 BB: 0 P: 14	R: 0 E: 0 K: 1 S: 7	H: 0 LOB: 0 BB: 0 P: 11	R: 2 E: 0 K: 1 S: 13	H: 2 LOB: 1 BB: 1 P: 19	R: 0 E: 0 K: 1 S: 8	H: 0 LOB: 0 BB: 0 P: 9	R: 0 E: 0 K: 1 S: 6	H: 1 LOB: 2 BB: 1 P: 10	1B: 8 2B: 5 3B: 1 HR: 1	SF: 2 SAC: 0 DP: 0 HBP: 0	WP: 0 PA: 42 PB: 0 SB: 0 CS: 0			
<b>PITCHER</b>	IP WLS BF H R ER SO BB IBB HBP BLK WP HR S P ERA WHIP	IP WLS BF H R ER SO BB IBB HBP BLK WP HR S P ERA WHIP	IP WLS BF H R ER SO BB IBB HBP BLK WP HR S P ERA WHIP	IP WLS BF H R ER SO BB IBB HBP BLK WP HR S P ERA WHIP	IP WLS BF H R ER SO BB IBB HBP BLK WP HR S P ERA WHIP	IP WLS BF H R ER SO BB IBB HBP BLK WP HR S P ERA WHIP	IP WLS BF H R ER SO BB IBB HBP BLK WP HR S P ERA WHIP	IP WLS BF H R ER SO BB IBB HBP BLK WP HR S P ERA WHIP	IP WLS BF H R ER SO BB IBB HBP BLK WP HR S P ERA WHIP	IP WLS BF H R ER SO BB IBB HBP BLK WP HR S P ERA WHIP	IP WLS BF H R ER SO BB IBB HBP BLK WP HR S P ERA WHIP	IP WLS BF H R ER SO BB IBB HBP BLK WP HR S P ERA WHIP	IP WLS BF H R ER SO BB IBB HBP BLK WP HR S P ERA WHIP	IP WLS BF H R ER SO BB IBB HBP BLK WP HR S P ERA WHIP	IP WLS BF H R ER SO BB IBB HBP BLK WP HR S P ERA WHIP	IP WLS BF H R ER SO BB IBB HBP BLK WP HR S P ERA WHIP	IP WLS BF H R ER SO BB IBB HBP BLK WP HR S P ERA WHIP	IP WLS BF H R ER SO BB IBB HBP BLK WP HR S P ERA WHIP	IP WLS BF H R ER SO BB IBB HBP BLK WP HR S P ERA WHIP	IP WLS BF H R ER SO BB IBB HBP BLK WP HR S P ERA WHIP	IP WLS BF H R ER SO BB IBB HBP BLK WP HR S P ERA WHIP	IP WLS BF H R ER SO BB IBB HBP BLK WP HR S P ERA WHIP

Cleveland Indians @ San Francisco Giants  
 Scottsdale Stadium, Scottsdale, AZ  
 Fri Mar 27 2009, 4:05 PM EDT  
 Att: 11,952 - Sunny - 66 F

AB 38  
 R 10  
 H 15  
 RBI 9  
 BB 2  
 SO 9  
 LOB 20













Batter	1	2	3	4	5	6	7	8	9	AB	R	H	RBI	BB	SO	LOB	TOP			
22 David Eckstein, R OBP: 0.481, SLG: 0.553 1 Everth Cabrera, S OBP: 0.279, SLG: 0.328										3	1	1	1	0	0	0	<b>San Diego Padres @ Cleveland Indians</b> Goodyear Ballpark, Goodyear, AZ Mon Mar 30 2009, 7:05 PM EDT Att: 4,294 - Sunny - 77 F			
2 Edgar Gonzalez, R OBP: 0.395, SLG: 0.515										4	0	0	0	0	2	2				
24 Brian Giles, L OBP: 0.295, SLG: 0.368 30 Eliezer Alfonzo, R OBP: 0.294, SLG: 0.455										2	0	1	0	1	0	0				
49 Emil Brown, R OBP: 0.327, SLG: 0.415 82 Eric Sogard, L										3	0	0	0	0	0	3				
7 Chase Headley, S OBP: 0.300, SLG: 0.478										4	0	1	1	0	2	1				
66 Kyle Blanks, R OBP: 0.425, SLG: 0.597										4	0	1	0	0	0	3				
12 Scott Hairston, R OBP: 0.273, SLG: 0.414 11 Drew Macias, L OBP: 0.356, SLG: 0.510										3	0	0	0	0	1	0				
4 Nick Hundley, R OBP: 0.350, SLG: 0.474										4	1	1	0	0	1	1				
15 Luis Antonio Rodriguez, S OBP: 0.356, SLG: 0.381 81 Jesus Lopez, R										2	0	0	0	1	0	1				
										0	0	0	0	0	0	0				
<b>Inning Stats</b>	R: 1 E: 1 K: 0 S: 5	H: 1 LOB: 2 BB: 1 P: 9	R: 1 E: 0 K: 0 S: 6	H: 2 LOB: 1 BB: 0 P: 6	R: 0 E: 0 K: 1 S: 5	H: 0 LOB: 0 BB: 0 P: 5	R: 0 E: 0 K: 0 S: 3	H: 0 LOB: 0 BB: 0 P: 3	R: 0 E: 0 K: 1 S: 5	H: 1 LOB: 1 BB: 0 P: 4	R: 0 E: 0 K: 1 S: 5	H: 0 LOB: 1 BB: 1 P: 9	R: 0 E: 0 K: 2 S: 7	H: 0 LOB: 0 BB: 0 P: 7	R: 0 E: 0 K: 2 S: 8	H: 1 LOB: 1 BB: 0 P: 8	1B: 5 2B: 0 3B: 0 HR: 0	SF: 0 SAC: 0 DP: 0 HBP: 0	WP: 0 PB: 0 SB: 1 CS: 0	PA: 35
<b>PITCHER</b>	IP WLS BF H R ER SO BB IBB HBP BLK WP HR S P ERA WHIP																			
44 Carl Pavano, R ERA: 5.7	(1, 1) 6.2 W 26 4 2 1 3 1 0 0 0 0 0 0 32 36 1.35 0.750																			
49 Edward Mujica, R ERA: 9.0	(7, 1) 0.1 H 2 0 0 0 0 1 0 0 0 0 0 0 1 5 0.00 3.000																			
38 Joe Smith, R ERA: 14.2	(8, 1) 1.0 H 3 0 0 0 2 0 0 0 0 0 0 0 7 7 0.00 0.000																			
63 Rafael Betancourt, R ERA: 7.04	(9, 1) 1.0 S 4 1 0 0 2 0 0 0 0 0 0 0 8 8 0.00 1.000																			

Batter	1	2	3	4	5	6	7	8	9	AB	R	H	RBI	BB	SO	LOB	BOTTOM	
24 Grady Sizemore, L OBP: 0.442, SLG: 0.583										3	0	1	1	1	1	2	<b>San Diego Padres @ Cleveland Indians</b> Goodyear Ballpark, Goodyear, AZ Mon Mar 30 2009, 7:05 PM EDT Att: 4,294 - Sunny - 77 F	
17 Shin-Soo Choo, L OBP: 0.091, SLG: 0.100										3	0	0	1	0	1	2		
2 Johnny Perella, R OBP: 0.436, SLG: 0.660 4 Tony Graffanino, R OBP: 0.340, SLG: 0.310										2	0	0	0	1	0	0		
48 Travis Hafner, L OBP: 0.314, SLG: 0.341										4	1	1	1	0	1	4		
10 Kelly Shoppach, R OBP: 0.280, SLG: 0.543										4	0	0	0	0	2	4		
Asdrubal Cabrera, S OBP: 0.388, SLG: 0.617										4	1	2	1	0	1	0		
29 Josh Barfield, R OBP: 0.241, SLG: 0.255										4	0	1	0	0	1	1		
15 Andy Marte, R OBP: 0.219, SLG: 0.323										3	1	1	0	1	1	1		
26 Trevor Crowe, S OBP: 0.340, SLG: 0.426										2	2	1	0	2	0	0		
<b>Inning Stats</b>	R: 0 E: 0 K: 2 S: 7	H: 0 LOB: 0 BB: 0 P: 7	R: 1 E: 0 K: 2 S: 10	H: 2 LOB: 0 BB: 0 P: 12	R: 2 E: 0 K: 0 S: 7	H: 3 LOB: 2 BB: 1 P: 11	R: 0 E: 0 K: 0 S: 3	H: 0 LOB: 2 BB: 2 P: 11	R: 0 E: 0 K: 2 S: 8	H: 1 LOB: 1 BB: 0 P: 8	R: 1 E: 0 K: 1 S: 6	H: 1 LOB: 2 BB: 2 P: 15	R: 1 E: 0 K: 1 S: 7	H: 1 LOB: 0 BB: 0 P: 10	1B: 5 2B: 1 3B: 0 HR: 2	SF: 1 SAC: 0 DP: 0 HBP: 0		WP: 2 PB: 0 SB: 2 CS: 1
<b>PITCHER</b>	IP WLS BF H R ER SO BB IBB HBP BLK WP HR S P ERA WHIP																	
79 Kevin Correia, R ERA: 7.08	(1, 1) 5.0 L 22 5 3 3 4 3 0 0 0 0 1 0 30 44 5.40 1.600																	
58 Frankie De La Cruz, R ERA: 4.32	(6, 1) 2.0 10 2 1 1 3 2 0 0 0 0 1 0 14 23 4.50 2.000																	
68 Greg Burke, R ERA: 9.97	(8, 1) 1.0 4 1 1 1 1 0 0 0 0 0 1 7 10 9.00 1.000																	



Batter	1	2	3	4	5	6	7	8	9	AB	R	H	RBI	BB	SO	LOB	TOP						
10 Endy Chavez, L (1,7) 61 Mike Wilson, R (6,7) (8,9)										4	1	3	1	0	0	3	<b>Seattle Mariners @ Cleveland Indians</b> Goodyear Ballpark, Goodyear, AZ Tue Mar 31 2009, 4:05 PM EDT Att. 4,105 - Sunny - 73 F						
3 Ronny Cedeno, R (1,6) Reegie Corona, S (7,6)										5	1	1	4	0	2	5							
30 Russell Branyan, L (1,3) 13 Chris Shelton, R (6,3)										4	2	2	3	0	1	2							
29 Adrián Beltré, R (1,5) 16 Chris Burke, R (6,4)										4	1	1	0	0	0	1							
5 Mike Sweeney, R (1,10) 12 Michael Morse, R (8,PH) (8,10)										4	1	2	0	0	1	0							
25 Vladimir Valentinov, R (1,9) 23 Johan Limonta, L (8,7)										4	2	3	2	0	0	0							
32 Rob Johnson, R (1,2) 15 Jamie Burke, R (7,2)										3	0	0	0	0	0	3							
21 Franklin Gutierrez, R (1,8) 96 Tyson Gillies, L (7,8)										3	1	1	1	0	1	1							
6 Chris Woodward, R (1,4) (6,5)										5	2	2	0	0	0	2							
<b>Inning Stats</b>	R: 0 E: 0 K: 0 S: 4	H: 1 LOB: 1 BB: 0 P: 5	R: 2 E: 0 K: 0 S: 5	H: 2 LOB: 0 BB: 0 P: 5	R: 2 E: 0 K: 1 S: 7	H: 2 LOB: 0 BB: 0 P: 9	R: 6 E: 0 K: 0 S: 13	H: 8 LOB: 2 BB: 0 P: 14	R: 1 E: 0 K: 3 S: 11	H: 2 LOB: 1 BB: 0 P: 11	R: 0 E: 0 K: 0 S: 3	H: 0 LOB: 0 BB: 0 P: 3	R: 0 E: 1 K: 1 S: 6	H: 0 LOB: 2 BB: 1 P: 11	R: 0 E: 0 K: 0 S: 3	H: 0 LOB: 0 BB: 0 P: 3		R: 1 E: 1 K: 2 S: 9	H: 1 LOB: 2 BB: 1 P: 13	1B: 8 2B: 5 3B: 0 HR: 3	SF: 1 SAC: 0 DP: 0 HBP: 0	WP: 1 PB: 0 SB: 1 CS: 0	PA: 47
<b>PITCHER</b>	IP WLS BF H R ER SO BB IBB HBP BLK WP HR S P ERA WHIP																						
46 Scott Lewis, L (1,1) ERA: 8.59	3.2 L 24 13 10 10 1 0 0 0 0 0 0 3 28 32 24.55 3.545																						
36 Joe Smith, R (4,1) ERA: 2.35	1.1 6 2 1 1 3 0 0 0 0 0 0 0 12 12 6.75 1.500																						
30 Masa Kobayashi, R (6,1) ERA: 9.0	1.0 3 0 0 0 0 0 0 0 0 0 0 0 3 3 0.00 0.000																						
50 Jensen Lewis, R (7,1) ERA: 1.84	2.0 8 0 0 0 1 1 0 0 0 0 1 0 9 14 0.00 0.500																						
Edward Mujica, R (9,1) ERA: 8.1	1.0 6 1 1 0 2 1 0 0 0 0 0 0 9 13 0.00 2.000																						

Batter	1	2	3	4	5	6	7	8	9	AB	R	H	RBI	BB	SO	LOB	BOTTOM					
24 Grady Sizemore, L (1,10) OBP: 0.429, SLG: 0.558										4	0	1	0	0	1	0	<b>Seattle Mariners @ Cleveland Indians</b> Goodyear Ballpark, Goodyear, AZ Tue Mar 31 2009, 4:05 PM EDT Att. 4,105 - Sunny - 73 F					
7 Mark DeRosa, R (1,3) OBP: 0.407, SLG: 0.920										3	1	2	0	0	0	2						
15 Andy Marte, R (8,3) OBP: 0.242, SLG: 0.344										1	0	1	0	0	0	0						
41 Victor Martinez, S (1,2) OBP: 0.357, SLG: 0.510										2	0	0	0	1	1	1						
65 Damaso Espino, R (6,PR) OBP: 0.417, SLG: 0.667										1	1	0	0	0	0	1						
17 Shin-Soo Choo, L (1,7) OBP: 0.071, SLG: 0.077										3	0	0	0	0	1	3						
29 Josh Barfield, R (7,7) OBP: 0.254, SLG: 0.288										1	0	1	0	0	0	0						
25 Ryan Garko, R (1,9) OBP: 0.288, SLG: 0.339										4	0	1	2	0	2	1						
12 Ben Francisco, R (1,8) OBP: 0.397, SLG: 0.510										2	1	1	1	0	0	0						
26 Trevor Crowe, S (6,8) OBP: 0.346, SLG: 0.417										1	0	0	0	1	1	0						
Asdrúbal Cabrera, S (1,4) OBP: 0.370, SLG: 0.692										2	0	0	0	0	0	0						
4 Tony Graffanino, R (6,4) OBP: 0.347, SLG: 0.386										2	1	1	1	0	1	2						
11 Jamey Carroll, R (1,5) OBP: 0.328, SLG: 0.255										3	0	0	0	1	0	0						
8 Wilson Valdez, R (1,6) OBP: 0.156, SLG: 0.116										4	0	1	0	0	0	1						
<b>Inning Stats</b>	R: 0 E: 0 K: 3 S: 10	H: 1 LOB: 1 BB: 0 P: 10	R: 0 E: 0 K: 1 S: 5	H: 0 LOB: 0 BB: 0 P: 5	R: 0 E: 0 K: 0 S: 4	H: 2 LOB: 1 BB: 0 P: 4	R: 0 E: 0 K: 0 S: 3	H: 0 LOB: 0 BB: 0 P: 3	R: 1 E: 0 K: 0 S: 5	H: 1 LOB: 0 BB: 0 P: 5	R: 2 E: 0 K: 1 S: 7	H: 2 LOB: 2 BB: 2 P: 15	R: 0 E: 0 K: 0 S: 3	H: 0 LOB: 0 BB: 0 P: 3	R: 0 E: 0 K: 1 S: 6	H: 2 LOB: 1 BB: 0 P: 6	R: 1 E: 0 K: 1 S: 7	H: 1 LOB: 0 BB: 1 P: 13	1B: 6 2B: 2 3B: 0 HR: 2	SF: 0 SAC: 0 DP: 3 HBP: 0	WP: 0 PB: 0 SB: 0 CS: 0	PA: 36
<b>PITCHER</b>	IP WLS BF H R ER SO BB IBB HBP BLK WP HR S P ERA WHIP																					
71 Chris Jakubauskas, R (1,1) ERA: 2.08	5.0 W 18 4 1 1 4 0 0 0 0 0 0 1 27 27 1.80 0.800																					
49 Garrett Olson, L (6,1) ERA: 11.12	2.0 10 2 2 2 1 2 0 0 0 0 0 0 10 18 9.00 2.000																					
67 Jesus Delgado, R (8,1) ERA: 0.52	1.0 4 2 0 0 1 0 0 0 0 0 0 0 6 6 0.00 2.000																					
35 Brandon Morrow, R (9,1) ERA: 13.5	1.0 4 1 1 1 1 1 0 0 0 0 0 1 7 13 9.00 2.000																					





Batter	1	2	3	4	5	6	7	8	9	AB	R	H	RBI	BB	SO	LOB	TOP								
12 Ben Francisco, R OBP: 0.438, SLG: 0.636 (1, 7)										6	4	5	4	0	0	1	<b>Cleveland Indians @ Seattle Mariners</b> Peoria Stadium, Peoria, AZ Wed Apr 01 2009, 4:05 PM EDT Att: 5,079 - Sunny - 73 F								
7 Mark DeRosa, R OBP: 0.364, SLG: 0.800 (1, 5)										5	2	1	1	0	0	3									
41 Victor Martinez, S OBP: 0.355, SLG: 0.500 (1, 3)										5	0	2	3	0	1	1									
48 Travis Hafner, L OBP: 0.333, SLG: 0.420 (1, 10)										6	1	3	2	0	2	5									
2 Jhonny Peralta, R OBP: 0.433, SLG: 0.655 (1, 6)										5	0	2	2	0	1	2									
25 Ryan Garko, R OBP: 0.306, SLG: 0.356 Jose Constanza, L OBP: 0.667, SLG: 0.500 (6, PR) (6, 9)										3	1	2	0	0	1	0									
10 Kelly Shoppach, R OBP: 0.378, SLG: 0.580 65 Damaso Espino, R OBP: 0.385, SLG: 0.615 (7, 2)										4	1	1	2	0	2	3									
26 Trevor Crowe, S OBP: 0.351, SLG: 0.404 (1, 8)										4	2	1	0	1	1	2									
29 Josh Barfield, R OBP: 0.281, SLG: 0.283 (1, 4)										4	3	2	0	1	0	2									
<b>Inning Stats</b>	R: 1 E: 1 K: 0 S: 7	H: 2 LOB: 1 BB: 0 P: 9	R: 2 E: 0 K: 1 S: 7	H: 3 LOB: 0 BB: 0 P: 7	R: 1 E: 0 K: 1 S: 8	H: 1 LOB: 0 BB: 0 P: 8	R: 0 E: 0 K: 1 S: 5	H: 0 LOB: 0 BB: 0 P: 5	R: 2 E: 1 K: 1 S: 8	H: 2 LOB: 1 BB: 0 P: 8	R: 0 E: 0 K: 1 S: 6	H: 1 LOB: 2 BB: 0 P: 6	R: 2 E: 0 K: 1 S: 8	H: 4 LOB: 1 BB: 1 P: 12	R: 4 E: 0 K: 1 S: 10	H: 5 LOB: 2 BB: 1 P: 14		R: 2 E: 0 K: 1 S: 6	H: 1 LOB: 1 BB: 2 P: 14	1B: 13 2B: 3 3B: 0 HR: 3	SF: 2 SAC: 0 DP: 3 HBP: 0	WP: 1 PB: 0 SB: 1 CS: 0	PA: 49		
<b>PITCHER</b>	IP	WLS	BF	H	R	ER	SO	BB	IBB	HBP	BLK	WP	HR	S	P	ERA	WHIP								
34 Félix Hernández, R ERA: 8.36 (1, 1)	6.0		27	9	6	4	5	0	0	0	0	1	3	41	43	6.00	1.500								
48 Roy Corcoran, R ERA: 14.14 (7, 1)	0.2	B	6	4	2	2	0	1	0	0	0	0	0	5	9	27.00	7.500								
66 Shawn Kelley, R ERA: 7.62 (7, 1)	0.1	B	6	4	4	4	1	0	0	0	0	0	0	8	8	108.00	12.000								
20 Denny Stark, R ERA: 1.8 (8, 1)	1.0	B	4	1	0	0	1	1	0	0	0	0	0	5	9	0.00	2.000								
53 David Aardsma, R ERA: 7.11 (9, 1)	1.0	B	6	1	2	2	1	2	0	0	0	0	0	6	14	18.00	3.000								

Batter	1	2	3	4	5	6	7	8	9	AB	R	H	RBI	BB	SO	LOB	BOTTOM								
21 Franklin Gutierrez, R OBP: 0.360, SLG: 0.441 (1, 8)										5	3	3	0	0	0	0	<b>Cleveland Indians @ Seattle Mariners</b> Peoria Stadium, Peoria, AZ Wed Apr 01 2009, 4:05 PM EDT Att: 5,079 - Sunny - 73 F								
7 Yuniesky Betancourt, R OBP: 0.360, SLG: 0.636 (1, 6)										5	3	3	1	0	0	1									
24 Ken Griffey Jr., L OBP: 0.370, SLG: 0.590 50 Prentice Redman, R OBP: 0.213, SLG: 0.255 (1, 7) (8, 7)										4	1	1	2	0	2	3									
29 Adrián Beltré, R OBP: 0.378, SLG: 0.488 16 Chris Burke, R OBP: 0.435, SLG: 0.324 (7, PR) (8, 5)										4	1	3	3	0	0	1									
5 Mike Sweeney, R OBP: 0.460, SLG: 0.556 23 Johan Limonta, L OBP: 0.667, SLG: 1.333 (1, 3) (6, 3)										3	0	1	1	0	0	1									
5 Mike Sweeney, R OBP: 0.460, SLG: 0.556 23 Johan Limonta, L OBP: 0.667, SLG: 1.333 (1, 3) (6, 3)										2	1	1	1	0	1	0									
4 Jose Lopez, R OBP: 0.250, SLG: 0.361 Ezequiel Carrera, L (9, PR)										5	0	1	0	0	1	3									
25 Wladimir Balentien, R OBP: 0.375, SLG: 0.532 (1, 10)										3	0	0	1	1	2	0									
61 Mike Wilson, R OBP: 0.333, SLG: 0.742 (1, 9)										5	2	2	1	0	2	3									
32 Rob Johnson, R OBP: 0.390, SLG: 0.658 (1, 2)										5	1	1	2	0	2	2									
<b>Inning Stats</b>	R: 3 E: 0 K: 0 S: 8	H: 3 LOB: 0 BB: 0 P: 9	R: 1 E: 0 K: 1 S: 8	H: 1 LOB: 0 BB: 0 P: 9	R: 1 E: 0 K: 2 S: 9	H: 2 LOB: 1 BB: 0 P: 9	R: 2 E: 0 K: 0 S: 7	H: 2 LOB: 0 BB: 0 P: 8	R: 0 E: 0 K: 1 S: 6	H: 1 LOB: 1 BB: 0 P: 7	R: 0 E: 0 K: 2 S: 7	H: 0 LOB: 0 BB: 0 P: 7	R: 5 E: 0 K: 1 S: 11	H: 5 LOB: 1 BB: 0 P: 13	R: 2 E: 0 K: 1 S: 8	H: 3 LOB: 0 BB: 0 P: 8	R: 0 E: 0 K: 2 S: 8	H: 1 LOB: 2 BB: 1 P: 12	1B: 9 2B: 4 3B: 1 HR: 4	SF: 1 SAC: 0 DP: 0 HBP: 0	WP: 1 PB: 0 SB: 0 CS: 1	PA: 46			
<b>PITCHER</b>	IP	WLS	BF	H	R	ER	SO	BB	IBB	HBP	BLK	WP	HR	S	P	ERA	WHIP								
31 Cliff Lee, L ERA: 12.46 (1, 1)	5.0		24	9	7	7	4	0	0	0	0	1	3	38	42	12.60	1.800								
34 Kerry Wood, R ERA: (6, 1)	1.0		3	0	0	0	2	0	0	0	0	0	0	7	7	0.00	0.000								
30 Masa Kobayashi, R ERA: 12.27 (7, 1)	1.0	B	8	5	5	5	1	0	0	0	0	0	1	11	13	45.00	5.000								
53 Rafael Perez, L ERA: 3.0 (8, 1)	1.0		5	3	2	2	1	0	0	0	0	0	0	8	8	18.00	3.000								
40 Matt Herges, R ERA: 6.43 (9, 1)	1.0		5	1	0	0	2	1	0	0	0	0	0	8	12	0.00	2.000								









Batter	1	2	3	4	5	6	7	8	9	AB	R	H	RBI	BB	SO	LOB	TOP										
24 Grady Sizemore, L (1.8) OBP: 0.413, SLG: 0.525	L3		G4-3			G5-3			FC6-4 1B	4	0	1	0	0	0	1	<b>Cleveland Indians @ Houston Astros</b> Minute Maid Park, Houston, TX Fri Apr 03 2009, 7:05 PM CDT Att: 27,280 - Partly Cloudy - 68 F										
7 Mark DeRosa, R (1.5) OBP: 0.361, SLG: 0.758 63 Rafael Betancourt, R (6.1) 53 Rafael Perez, L (7.1) 4 Tony Graffanino, R (8.4) 41 Victor Martinez, S (1.2) OBP: 0.338, SLG: 0.474 65 Damaso Espino, R (8.2)	K			1B		F8			F9	3	0	1	0	0	1	1											
2 Jhonny Peralta, R (1.6) OBP: 0.418, SLG: 0.609									L6	3	0	0	0	0	1	2											
17 Shin-Soo Choo, L (1.9) OBP: 0.182, SLG: 0.300 26 Trevor Crowe, S (7, PR) OBP: 0.361, SLG: 0.429									FC6-4 1-2	4	0	1	0	0	0	2											
25 Ryan Garko, R (1.3) OBP: 0.300, SLG: 0.385										3	0	1	0	0	1	2											
12 Ben Francisco, R (1.7) OBP: 0.418, SLG: 0.603										3	0	0	0	0	1	1											
Asdrubal Cabrera, S (1.4) OBP: 0.328, SLG: 0.518 46 Scott Lewis, S (8.1)										3	0	0	0	0	1	0											
55 Roberto Hernandez, R (1.1) 11 Jamey Carroll, R (8, PH) OBP: 0.354, SLG: 0.328										1	0	0	0	0	0	0											
										2	0	1	0	0	0	0											
<b>Inning Stats</b>	R: 0 E: 0 K: 1 S: 8	H: 0 LOB: 0 BB: 0 P: 13	R: 0 E: 0 K: 2 S: 12	H: 1 LOB: 1 BB: 0 P: 19	R: 0 E: 0 K: 0 S: 6	H: 0 LOB: 0 BB: 0 P: 10	R: 0 E: 0 K: 2 S: 12	H: 1 LOB: 1 BB: 0 P: 19	R: 0 E: 0 K: 0 S: 6	H: 0 LOB: 0 BB: 0 P: 10	R: 0 E: 0 K: 0 S: 10	H: 1 LOB: 1 BB: 0 P: 17	R: 0 E: 0 K: 0 S: 7	H: 1 LOB: 1 BB: 0 P: 12	R: 0 E: 0 K: 1 S: 6	H: 0 LOB: 0 BB: 0 P: 7	R: 0 E: 0 K: 0 S: 10	H: 1 LOB: 1 BB: 0 P: 15	1B: 4 2B: 1 3B: 0 HR: 0	SF: 0 SAC: 0 DP: 1 HBP: 0	WP: 0 PB: 0 SB: 1 CS: 0	PA: 31					
<b>PITCHER</b>	IP	WLS	BF	H	R	ER	SO	BB	IBB	HBP	BLK	WP	HR	S	P	ERA	WHIP										
38 Brian Moehler, R (1.1) ERA: 1.44	5.0	W	17	2	0	0	5	0	0	0	0	0	0	44	71	0.00	0.400										
53 Wesley Wright, L (6.1) ERA: 3.0	1.0	H	4	1	0	0	0	0	0	0	0	0	0	10	17	0.00	1.000										
29 Geoff Geary, R (7.1) ERA: 4.15	1.0	H	3	1	0	0	0	0	0	0	0	0	0	7	12	0.00	1.000										
22 LaTroy Hawkins, R (8.1) ERA: 2.7	1.0	H	3	0	0	0	1	0	0	0	0	0	0	6	7	0.00	0.000										
47 Jose Valverde, R (9.1) ERA: 2.7	1.0	S	4	1	0	0	0	0	0	0	0	0	0	10	15	0.00	1.000										

Batter	1	2	3	4	5	6	7	8	9	AB	R	H	RBI	BB	SO	LOB	BOTTOM										
3 Kazuo Matsui, S (1.4) OBP: 0.213, SLG: 0.256 56 Humberto Quintero, R (8.2) OBP: 0.125, SLG: 0.225	K		G5-3		G1-3		K			4	0	0	0	0	2	1	<b>Cleveland Indians @ Houston Astros</b> Minute Maid Park, Houston, TX Fri Apr 03 2009, 7:05 PM CDT Att: 27,280 - Partly Cloudy - 68 F										
77 Ivan Rodriguez, R (1.2) OBP: 0.299, SLG: 0.462 22 LaTroy Hawkins, R (8.1)	K		G3-1		K				BB G6-4-3	3	0	0	0	0	2	0											
4 Jason Michaels, R (8, PH) Reggie Abernombie, R (9.7) OBP: 0.292, SLG: 0.400 OBP: 0.354, SLG: 0.432	K				K					0	0	0	0	1	0	0											
17 Lance Berkman, S (1.3) OBP: 0.407, SLG: 0.630 53 Wesley Wright, R (6.1)	G1-3				G4-3				F9	3	0	1	0	0	0	0											
8 Jeff Keppinger, R (7.5) OBP: 0.148, SLG: 0.133										1	0	0	0	0	0	1											
45 Carlos Lee, R (1.7) OBP: 0.292, SLG: 0.296 47 Jose Valverde, R (9.1)										4	1	1	0	0	0	2											
10 Miguel Tejada, R (1.6) OBP: 0.309, SLG: 0.471 89 Jason Smith, L (7.6) OBP: 0.403, SLG: 0.525										3	1	1	0	0	0	0											
27 Geoff Blum, S (1.5) OBP: 0.225, SLG: 0.262 29 Geoff Geary, R (7.1)										3	0	1	0	0	0	2											
65 Chris Johnson, R (8.5) OBP: 0.323, SLG: 0.415										0	0	0	0	0	0	0											
9 Hunter Pence, R (1.9) OBP: 0.383, SLG: 0.480										3	0	2	2	0	0	0											
21 Michael Bourn, L (1.8) OBP: 0.330, SLG: 0.341										3	0	1	0	0	0	3											
38 Brian Moehler, R (1.1) 2 Darin Erstad, L (6.3) OBP: 0.349, SLG: 0.414										2	0	0	0	0	2	3											
										1	0	0	0	0	0	1											
<b>Inning Stats</b>	R: 0 E: 0 K: 2 S: 9	H: 0 LOB: 0 BB: 0 P: 13	R: 2 E: 0 K: 1 S: 10	H: 3 LOB: 1 BB: 0 P: 14	R: 0 E: 0 K: 0 S: 7	H: 1 LOB: 1 BB: 0 P: 12	R: 0 E: 0 K: 1 S: 13	H: 2 LOB: 2 BB: 0 P: 20	R: 0 E: 0 K: 1 S: 10	H: 0 LOB: 0 BB: 0 P: 18	R: 0 E: 0 K: 0 S: 10	H: 0 LOB: 0 BB: 0 P: 11	R: 0 E: 0 K: 1 S: 8	H: 1 LOB: 1 BB: 0 P: 12	R: 0 E: 0 K: 0 S: 7	H: 0 LOB: 0 BB: 1 P: 12	R: 0 E: 0 K: 0 S: 10	H: 0 LOB: 0 BB: 0 P: 12	1B: 6 2B: 1 3B: 0 HR: 0	SF: 0 SAC: 0 DP: 1 HBP: 0	WP: 1 PB: 0 SB: 0 CS: 0	PA: 31					
<b>PITCHER</b>	IP	WLS	BF	H	R	ER	SO	BB	IBB	HBP	BLK	WP	HR	S	P	ERA	WHIP										
55 Roberto Hernandez, R (1.1) ERA: 2.69	5.0	L	21	6	2	2	5	0	0	0	0	0	0	49	77	3.60	1.200										
63 Rafael Betancourt, R (6.1) ERA: 6.23	1.0		3	0	0	0	0	0	0	0	0	0	0	10	11	0.00	0.000										
53 Rafael Perez, L (7.1) ERA: 2.7	1.0		4	1	0	0	1	0	0	0	0	0	0	8	12	0.00	1.000										
46 Scott Lewis, L (8.1) ERA: 8.22	1.0		3	0	0	0	0	1	0	0	0	0	0	7	12	0.00	1.000										





Batter	1	2	3	4	5	6	7	8	9	AB	R	H	RBI	BB	SO	LOB	TOP					
24 Grady Sizemore, L OBP: 0.394, SLG: 0.500 26 Trevor Crowe, S OBP: 0.365, SLG: 0.431	F8	G3		G3			L9		1B	3	0	0	0	0	0	3	<b>Cleveland Indians @ Houston Astros</b> Minute Maid Park, Houston, TX Sat Apr 04 2009, 1:05 PM CDT Att: 26,801 - Partly Cloudy - 76 F					
7 Mark DeRosa, R OBP: 0.353, SLG: 0.750 4 Tony Graffanino, R OBP: 0.340, SLG: 0.375	2B		K		F9			1B	E5	3	0	1	0	0	1	0						
41 Victor Martinez, S OBP: 0.293, SLG: 0.483 15 Andy Marte, R OBP: 0.250, SLG: 0.429	F9		1B	48 FC5-4	1B	48 G3-6-1		1B	G6-4-3	3	0	2	0	0	0	1						
48 Travis Hafner, L OBP: 0.311, SLG: 0.389	P5		FC5-4	2 BB	1B	G3-6-1		K		4	0	0	0	0	1	3						
2 Jhonny Peralta, R OBP: 0.429, SLG: 0.606 Asdrubal Cabrera, S OBP: 0.353, SLG: 0.509		1B	17 FC6-4	1B	1B	BB	K		P6	2	0	1	0	1	1	0						
17 Shin-Soo Choo, L OBP: 0.231, SLG: 0.333	FC6-4	1B	10 1B	11 1B	1B		K		K	4	2	2	0	0	1	1						
10 Kelly Shoppach, R OBP: 0.283, SLG: 0.554 65 Damaso Espino, R OBP: 0.412, SLG: 0.588	1B	11 1B			P4		P6		1B	3	0	1	0	0	0	0						
12 Ben Francisco, R OBP: 0.406, SLG: 0.583 25 Ryan Garko, R OBP: 0.292, SLG: 0.373	K				K		G4-3		P2	2	0	0	0	0	2	2						
11 Jamey Carroll, R OBP: 0.362, SLG: 0.328	E5				E6		G5-3		HBP	3	1	1	1	0	0	0						
<b>Inning Stats</b>	R: 0 H: 1 E: 0 K: 0 S: 9	H: 1 LOB: 1 BB: 0 P: 13	R: 1 H: 3 E: 2 K: 1 S: 14	H: 3 LOB: 2 BB: 0 P: 22	R: 0 H: 2 E: 0 K: 1 S: 17	H: 2 LOB: 1 BB: 1 P: 26	R: 0 H: 0 E: 1 K: 1 S: 10	H: 0 LOB: 1 BB: 0 P: 14	R: 0 H: 1 E: 0 K: 0 S: 8	H: 0 LOB: 0 BB: 0 P: 12	R: 0 H: 0 E: 0 K: 2 S: 8	H: 0 LOB: 0 BB: 0 P: 9	R: 0 H: 0 E: 0 K: 0 S: 8	H: 0 LOB: 0 BB: 0 P: 14	R: 0 H: 1 E: 0 K: 1 S: 5	H: 1 LOB: 0 BB: 0 P: 8	R: 3 H: 3 E: 1 K: 0 S: 13	H: 3 LOB: 2 BB: 0 P: 21	1B: 10 2B: 1 3B: 0 HR: 0	SF: 0 SAC: 0 DP: 2 HBP: 1	WP: 0 PB: 0 SB: 0 CS: 0	PA: 39
<b>PITCHER</b>	IP WLS BF H R ER SO BB IBB HBP BLK WP HR S P ERA WHIP																					
11 Mike Hampton, L ERA: 4.8	4.0	19	6	1	0	3	1	0	0	0	0	0	0	0	0	50	75	0.00	1.750			
43 Chris Sampson, R ERA: 1.8	1.0	3	1	0	0	0	0	0	0	0	0	0	0	0	8	12	0.00	1.000				
23 Russ Ortiz, R ERA: 2.97	2.0	6	0	0	0	2	0	0	0	0	0	0	0	0	16	23	0.00	0.000				
48 Tim Byrdak, L ERA: 4.7	1.0	H	3	1	0	0	0	0	0	0	0	0	0	5	8	0.00	1.000					
26 Doug Brocail, R ERA: 5.14	1.0	L	8	3	3	2	0	0	0	1	0	0	0	0	13	21	18.00	3.000				

Batter	1	2	3	4	5	6	7	8	9	AB	R	H	RBI	BB	SO	LOB	BOTTOM			
21 Michael Bourn, L OBP: 0.337, SLG: 0.348	1B		K			1B		G4-3		4	2	2	0	0	1	0	<b>Cleveland Indians @ Houston Astros</b> Minute Maid Park, Houston, TX Sat Apr 04 2009, 1:05 PM CDT Att: 26,801 - Partly Cloudy - 76 F			
8 Jeff Keppinger, R OBP: 0.169, SLG: 0.143	F9		1B		F8			BB		3	0	1	0	1	0	2				
17 Lance Berkman, S OBP: 0.397, SLG: 0.620	F7		F8			2B		F8		4	1	1	1	0	0	3				
10 Miguel Tejada, R OBP: 0.333, SLG: 0.491 65 Chris Johnson, R OBP: 0.326, SLG: 0.436	1B				1B	2B		F9		2	0	2	1	0	0	0				
9 Hunter Pence, R OBP: 0.376, SLG: 0.468	K				F9		P6		1B	4	0	1	0	0	1	3				
2 Darin Erstad, L OBP: 0.333, SLG: 0.393 72 Lou Santangelo, R OBP: 0.261, SLG: 0.571	F7		G1-6-3			G6-3		F8		3	0	0	0	0	0	2				
4 Jason Michaels, R OBP: 0.290, SLG: 0.383 Reggie Abercrombie, R OBP: 0.340, SLG: 0.413	G6-3				G6-3			G6-4-3		2	0	0	0	0	0	1				
31 Jason Smith, L OBP: 0.385, SLG: 0.500	K				F9					3	0	0	0	0	2	0				
55 Humberto Quintero, R OBP: 0.116, SLG: 0.209			G5-3			K				3	0	0	0	0	2	0				
<b>Inning Stats</b>	R: 1 H: 2 E: 0 K: 1 S: 12	H: 2 LOB: 1 BB: 0 P: 17	R: 0 H: 0 E: 0 K: 1 S: 6	H: 0 LOB: 0 BB: 0 P: 8	R: 0 H: 1 E: 0 K: 1 S: 11	H: 1 LOB: 1 BB: 0 P: 14	R: 0 H: 1 E: 0 K: 0 S: 6	H: 1 LOB: 1 BB: 0 P: 8	R: 0 H: 3 E: 0 K: 0 S: 16	H: 3 LOB: 1 BB: 0 P: 23	R: 0 H: 0 E: 0 K: 3 S: 11	H: 0 LOB: 0 BB: 0 P: 15	R: 0 H: 0 E: 0 K: 0 S: 9	H: 0 LOB: 1 BB: 1 P: 14	R: 0 H: 1 E: 0 K: 0 S: 6	H: 1 LOB: 0 BB: 0 P: 8	1B: 6 2B: 2 3B: 0 HR: 0	SF: 0 SAC: 0 DP: 2 HBP: 0	WP: 0 PB: 0 SB: 2 CS: 0	PA: 34
<b>PITCHER</b>	IP WLS BF H R ER SO BB IBB HBP BLK WP HR S P ERA WHIP																			
44 Carl Pavano, R ERA: 5.02	5.0	18	4	1	1	4	0	0	0	0	0	0	0	0	0	40	54	1.80	0.800	
34 Kerry Wood, R ERA: 2.57	1.0	6	3	2	2	0	0	0	0	0	0	0	0	0	16	23	18.00	3.000		
3B Joe Smith, R ERA: 2.08	1.0	3	0	0	0	3	0	0	0	0	0	0	0	11	15	0.00	0.000			
30 Masa Kobayashi, R ERA: 11.25	1.0	W	4	0	0	0	1	0	0	0	0	0	0	9	14	0.00	1.000			
57 Zach Jackson, L ERA: 6.52	1.0	S	3	1	0	0	0	0	0	0	0	0	0	6	8	0.00	1.000			



Batter	1	2	3	4	5	6	7	8	9	AB	R	H	RBI	BB	SO	LOB	TOP				
24 Grady Sizemore, L OBP: 0.250, SLG: 0.250										4	0	1	0	0	1	1	<p><b>Cleveland Indians @ Texas Rangers</b> Rangers Ballpark in Arlington, Arlington, TX</p> <p>Mon Apr 06 2009, 2:05 PM EDT Att: 49,916 - Sunny - 49 F</p> <p>livebaseballscorecards.com</p> <p>AB 30 R 1 H 5 RBI 0 BB 1 SO 7 LOB 9</p>				
7 Mark DeRosa, R OBP: 0.250, SLG: 0.250										3	0	0	0	1	1	2					
41 Victor Martinez, S OBP: 0.250, SLG: 0.250										4	0	1	0	0	0	1					
48 Travis Hafner, L OBP: 0.250, SLG: 0.250										4	1	1	0	0	0	2					
2 Johnny Peralta, R OBP: 0.250, SLG: 0.250										3	0	0	0	0	1	1					
17 Shin-Soo Choo, L OBP: 0.333, SLG: 0.333										3	0	1	0	0	0	0					
10 Kelly Shoppach, R OBP: 0.333, SLG: 0.333										3	0	0	0	0	2	1					
12 Ben Francisco, R OBP: 0.333, SLG: 0.333										3	0	1	0	0	1	0					
Asdrubal Cabrera, S OBP: 0.333, SLG: 0.333										3	0	0	0	0	1	1					
<b>Inning Stats</b>	R: 0 E: 0 K: 1 S: 12	H: 0 LOB: 0 BB: 1 P: 19	R: 0 E: 0 K: 0 S: 9	H: 0 LOB: 0 BB: 0 P: 14	R: 0 E: 0 K: 0 S: 8	H: 2 LOB: 1 BB: 0 P: 13	R: 0 E: 0 K: 0 S: 12	H: 0 LOB: 0 BB: 0 P: 10	R: 0 E: 0 K: 1 S: 11	H: 1 LOB: 1 BB: 0 P: 16	R: 1 E: 0 K: 1 S: 12	H: 2 LOB: 1 BB: 0 P: 21	R: 0 E: 0 K: 1 S: 6	H: 0 LOB: 0 BB: 0 P: 10	R: 0 E: 0 K: 1 S: 8	H: 0 LOB: 0 BB: 0 P: 11		1B: 5 2B: 0 3B: 0 HR: 0	SF: 0 SAC: 0 DP: 2 HBP: 0	WP: 1 PB: 0 SB: 0 CS: 0	PA: 31
<b>PITCHER</b>	IP WLS BF H R ER SO BB IBB HBP BLK WP HR S P ERA WHIP	7.0 W 25 5 1 1 5 1 0 0 0 0 0 0 6 10 1.29 0.857	1.0 3 0 0 0 1 0 0 0 0 0 0 0 8 11 0.00 0.000	1.0 3 0 0 0 1 0 0 0 0 0 0 0 8 11 0.00 0.000																	


Batter	1	2	3	4	5	6	7	8	9	AB	R	H	RBI	BB	SO	LOB	BOTTOM					
5 Ian Kinsler, R OBP: 0.600, SLG: 1.000										5	1	3	2	0	0	0	<p><b>Cleveland Indians @ Texas Rangers</b> Rangers Ballpark in Arlington, Arlington, TX</p> <p>Mon Apr 06 2009, 2:05 PM EDT Att: 49,916 - Sunny - 49 F</p> <p>livebaseballscorecards.com</p> <p>AB 39 R 9 H 15 RBI 9 BB 1 SO 7 LOB 11</p>					
10 Michael Young, R OBP: 0.600, SLG: 0.500										4	0	2	1	1	1	1						
32 Josh Hamilton, L OBP: 0.400, SLG: 0.400										5	1	2	0	0	0	3						
17 Nelson Cruz, R OBP: 0.400, SLG: 0.400										5	1	2	0	0	1	2						
9 Hank Bialock, L OBP: 0.500, SLG: 1.250										4	2	2	3	0	1	1						
22 Marlon Byrd, R OBP: 0.250, SLG: 0.500										4	1	1	0	0	0	1						
19 Chris Davis, L OBP: 0.250, SLG: 0.500										4	0	0	0	0	2	3						
21 Jarrod Saltalamacchia, R OBP: 0.500, SLG: 1.250										4	2	2	3	0	1	0						
1 Elvis Andrus, R OBP: 0.250, SLG: 0.500										4	1	1	0	0	1	0						
<b>Inning Stats</b>	R: 0 E: 0 K: 0 S: 6	H: 0 LOB: 0 BB: 0 P: 10	R: 4 E: 0 K: 1 S: 19	H: 5 LOB: 2 BB: 1 P: 34	R: 0 E: 0 K: 1 S: 10	H: 1 LOB: 1 BB: 0 P: 14	R: 0 E: 0 K: 3 S: 10	H: 1 LOB: 1 BB: 0 P: 11	R: 3 E: 0 K: 0 S: 8	H: 3 LOB: 0 BB: 0 P: 10	R: 0 E: 0 K: 0 S: 7	H: 1 LOB: 1 BB: 0 P: 8	R: 0 E: 0 K: 0 S: 5	H: 0 LOB: 0 BB: 0 P: 8	R: 2 E: 0 K: 2 S: 17	H: 4 LOB: 2 BB: 0 P: 28		1B: 9 2B: 4 3B: 0 HR: 2	SF: 0 SAC: 0 DP: 0 HBP: 0	WP: 0 PB: 0 SB: 0 CS: 0	PA: 40	
<b>PITCHER</b>	IP WLS BF H R ER SO BB IBB HBP BLK WP HR S P ERA WHIP	5.0 L 26 10 7 7 5 1 0 0 0 0 0 0 7 8 12.60 2.200	1.0 4 1 0 0 0 0 0 0 0 0 0 0 7 8 0.00 1.000	1.0 3 0 0 0 0 0 0 0 0 0 0 0 5 8 0.00 0.000	1.0 7 4 2 2 2 0 0 0 0 0 0 1 17 18.00 4.000																	



Batter	1	2	3	4	5	6	7	8	9	AB	R	H	RBI	BB	SO	LOB	TOP										
24 Grady Sizemore, L OBP: 0.222, SLG: 0.333			G4-3		G4-3			K		5	1	1	0	0	2	2	Cleveland Indians @ Texas Rangers Rangers Ballpark in Arlington, Arlington, TX Wed Apr 08 2009, 8:05 PM EDT Att: 22,829 - Cloudy - 82 F										
7 Mark DeRosa, R (1, 5)	F9		P4		E5		K	K		5	0	0	0	0	2	3											
41 Victor Martinez, S OBP: 0.333, SLG: 0.333					F9		G4-3		F8	5	1	2	0	0	0	2											
48 Travis Hafner, L OBP: 0.333, SLG: 0.250					F9		E6		F7	4	0	1	0	1	0	1											
2 Johnny Peralta, R OBP: 0.250, SLG: 0.143	G4-3				K		FC6-4			4	0	1	0	1	1	5											
17 Shin-Soo Choo, L OBP: 0.375, SLG: 0.167		F7					FC6-4		K2-3	3	2	0	0	1	1	2											
25 Ryan Garko, R OBP: 0.500, SLG: 0.667		G6-3					P4			3	0	1	2	0	0	1											
12 Ben Francisco, R OBP: 0.286, SLG: 0.714					F7				L5	4	1	1	2	0	1	4											
Asdrúbal Cabrera, S (1, 4)					K		G4-3		E1	4	0	0	0	0	2	4											
<b>Inning Stats</b>	R: 0 E: 0 K: 1 S: 10	H: 1 LOB: 2 BB: 1 P: 15	R: 0 E: 0 K: 1 S: 10	H: 0 LOB: 0 BB: 0 P: 17	R: 0 E: 0 K: 1 S: 7	H: 0 LOB: 0 BB: 0 P: 14	R: 1 E: 0 K: 2 S: 21	H: 2 LOB: 3 BB: 1 P: 35	R: 0 E: 0 K: 0 S: 7	H: 0 LOB: 0 BB: 0 P: 13	R: 2 E: 0 K: 0 S: 9	H: 1 LOB: 1 BB: 0 P: 17	R: 1 E: 1 K: 1 S: 10	H: 1 LOB: 2 BB: 0 P: 15	R: 1 E: 1 K: 2 S: 13	H: 1 LOB: 2 BB: 0 P: 26	R: 0 E: 0 K: 1 S: 12	H: 1 LOB: 1 BB: 0 P: 19	1B: 4 2B: 2 3B: 0 HR: 1	SF: 0 SAC: 0 DP: 0 HBP: 2	WP: 1 PB: 0 SB: 0 CS: 0	PA: 42					
<b>PITCHER</b>	IP	WLS	BF	H	R	ER	SO	BB	IBB	HBP	BLK	WP	HR	S	P	ERA	WHIP										
44 Vicente Padilla, R ERA: 4.76	5.2	W	26	4	3	3	5	3	0	1	0	1	1	63	109	4.76	1.235										
28 Jason Jennings, R ERA: 1.00	1.0	H	4	1	1	0	1	0	0	0	0	0	0	7	11	0.00	1.000										
18 Eddie Guardado, L ERA: 0.00	0.1		2	0	0	0	0	0	0	0	0	0	0	4	6	0.00	0.000										
36 C.J. Wilson, L ERA: 4.5	1.0	S	6	1	1	1	2	0	0	1	0	0	0	13	26	9.00	1.000										
50 Frank Francisco, R ERA: 1.00	1.0	S	4	1	0	0	1	0	0	0	0	0	0	12	19	0.00	1.000										

Batter	1	2	3	4	5	6	7	8	9	AB	R	H	RBI	BB	SO	LOB	BOTTOM										
5 Ian Kinsler, R OBP: 0.444, SLG: 0.778				F7		K				4	0	1	1	0	2	0	Cleveland Indians @ Texas Rangers Rangers Ballpark in Arlington, Arlington, TX Wed Apr 08 2009, 8:05 PM EDT Att: 22,829 - Cloudy - 82 F										
10 Michael Young, R OBP: 0.556, SLG: 0.571		G6-3				K				3	1	1	1	1	1	1											
32 Josh Hamilton, L OBP: 0.333, SLG: 0.556	FC4-6	F7					G1-3		4	1	1	1	0	0	2												
9 Hank Blalock, L OBP: 0.375, SLG: 0.714	G5-3			F7				P6		3	0	0	0	0	1												
17 Nelson Cruz, R OBP: 0.444, SLG: 1.111				K		FC1-6				4	2	2	3	0	1	1											
7 David Murphy, L (1, 7)		F8					F7		F8	3	0	0	0	1	0	1											
19 Chris Davis, L OBP: 0.250, SLG: 0.143				G4-3		G4-3				3	1	1	0	1	0	2											
21 Jarrod Saltalamacchia, R OBP: 0.429, SLG: 1.000								G6-4-3		3	1	1	0	0	1	0											
2 Taylor Teagarden, R (8, 2)				K						1	0	0	0	0	0	1											
1 Elvis Andrus, R OBP: 0.375, SLG: 0.875				K				K		4	2	2	2	0	2	0											
<b>Inning Stats</b>	R: 0 E: 0 K: 1 S: 7	H: 0 LOB: 1 BB: 1 P: 13	R: 4 E: 0 K: 0 S: 22	H: 5 LOB: 1 BB: 0 P: 31	R: 0 E: 0 K: 1 S: 11	H: 0 LOB: 1 BB: 1 P: 20	R: 0 E: 0 K: 2 S: 12	H: 0 LOB: 0 BB: 0 P: 16	R: 2 E: 0 K: 0 S: 7	H: 2 LOB: 1 BB: 0 P: 15	R: 1 E: 0 K: 0 S: 10	H: 1 LOB: 0 BB: 0 P: 16	R: 1 E: 0 K: 0 S: 10	H: 1 LOB: 0 BB: 0 P: 18	R: 0 E: 0 K: 1 S: 7	H: 0 LOB: 0 BB: 1 P: 14	1B: 2 2B: 3 3B: 1 HR: 3	SF: 0 SAC: 0 DP: 1 HBP: 1	WP: 0 PB: 0 SB: 1 CS: 0	PA: 36							
<b>PITCHER</b>	IP	WLS	BF	H	R	ER	SO	BB	IBB	HBP	BLK	WP	HR	S	P	ERA	WHIP										
55 Roberto Hernandez, R ERA: 10.8	5.0	L	25	7	6	6	4	2	0	1	0	0	1	59	95	10.80	1.800										
63 Rafael Betancourt, R ERA: 9.0	1.0		4	1	1	1	2	0	0	0	0	0	1	10	16	9.00	1.000										
53 Rafael Perez, L ERA: 4.5	1.0		5	1	1	1	0	1	0	0	0	0	1	11	23	9.00	2.000										
38 Joe Smith, R ERA: 0.00	1.0		2	0	0	0	1	0	0	0	0	0	0	6	9	0.00	0.000										

AB	37
R	5
H	7
RBI	4
BB	3
SO	9
LOB	24













Batter	1	2	3	4	5	6	7	8	9	AB	R	H	RBI	BB	SO	LOB	TOP					
19 Marco Scutaro, R OBP: 0.517, SLG: 0.826										1	1	1	1	3	0	0	Toronto Blue Jays @ Cleveland Indians Progressive Field, Cleveland, OH Sat Apr 11 2009, 1:05 PM EDT Att: 20,895 - Sunny - 42 F					
2 Aaron Hill, R OBP: 0.321, SLG: 0.615										4	0	2	2	1	1	3						
15 Alex Rios, R OBP: 0.333, SLG: 0.318										3	0	0	1	1	1	4						
10 Vernon Wells, R OBP: 0.370, SLG: 0.417										5	1	1	0	0	0	6						
26 Adam Lind, L OBP: 0.481, SLG: 0.885										5	0	2	1	0	1	1						
33 Scott Rolen, R OBP: 0.478, SLG: 0.684										4	1	1	0	1	0	2						
15 Kevin Millar, R OBP: 0.500, SLG: 0.625										4	1	2	0	0	2	2						
6 John McDonald, R OBP: 0.333, SLG: 0.333										0	1	0	0	0	0	0						
35 Lyle Overbay, L OBP: 0.333, SLG: 0.333										0	0	0	0	1	0	0						
20 Rod Barajas, R OBP: 0.125, SLG: 0.071										4	0	0	0	0	0	5						
19 José Bautista, R OBP: 0.417, SLG: 0.364										4	0	2	0	0	1	2						
<b>Inning Stats</b>	R: 1 E: 0 K: 0 S: 11	H: 1 LOB: 1 BB: 1 P: 20	R: 2 E: 0 K: 1 S: 14	H: 3 LOB: 2 BB: 1 P: 26	R: 1 E: 0 K: 1 S: 12	H: 2 LOB: 1 BB: 0 P: 20	R: 0 E: 0 K: 2 S: 12	H: 1 LOB: 2 BB: 1 P: 22	R: 0 E: 0 K: 1 S: 8	H: 0 LOB: 1 BB: 1 P: 14	R: 0 E: 0 K: 0 S: 5	H: 1 LOB: 0 BB: 0 P: 10	R: 0 E: 0 K: 0 S: 12	H: 2 LOB: 3 BB: 2 P: 24	R: 0 E: 0 K: 1 S: 7	H: 0 LOB: 1 BB: 1 P: 13	1B: 9 2B: 2 3B: 0 HR: 0	SF: 2 SAC: 1 DP: 1 HBP: 0	WP: 1 PB: 0 SB: 0 CS: 0	PA: 44		
<b>PITCHER</b>	IP WLS BF H R ER SO BB IBB HBP BLK WP HR S P ERA WHIP	IP WLS BF H R ER SO BB IBB HBP BLK WP HR S P ERA WHIP	IP WLS BF H R ER SO BB IBB HBP BLK WP HR S P ERA WHIP	IP WLS BF H R ER SO BB IBB HBP BLK WP HR S P ERA WHIP	IP WLS BF H R ER SO BB IBB HBP BLK WP HR S P ERA WHIP	IP WLS BF H R ER SO BB IBB HBP BLK WP HR S P ERA WHIP	IP WLS BF H R ER SO BB IBB HBP BLK WP HR S P ERA WHIP	IP WLS BF H R ER SO BB IBB HBP BLK WP HR S P ERA WHIP	IP WLS BF H R ER SO BB IBB HBP BLK WP HR S P ERA WHIP	IP WLS BF H R ER SO BB IBB HBP BLK WP HR S P ERA WHIP	IP WLS BF H R ER SO BB IBB HBP BLK WP HR S P ERA WHIP	IP WLS BF H R ER SO BB IBB HBP BLK WP HR S P ERA WHIP	IP WLS BF H R ER SO BB IBB HBP BLK WP HR S P ERA WHIP	IP WLS BF H R ER SO BB IBB HBP BLK WP HR S P ERA WHIP	IP WLS BF H R ER SO BB IBB HBP BLK WP HR S P ERA WHIP	IP WLS BF H R ER SO BB IBB HBP BLK WP HR S P ERA WHIP	IP WLS BF H R ER SO BB IBB HBP BLK WP HR S P ERA WHIP					
31 Cliff Lee, L ERA: 9.9	5.0	L	26	7	4	4	5	4	0	0	0	0	0	0	0	0	1	0	57	102	7.20	2.200
39 Vinnie Chulk, R ERA: 3.86	2.1		10	4	1	1	0	0	0	0	0	0	0	0	0	0	0	0	17	29	3.86	1.714
3B Joe Smith, R ERA: 3.0	1.2		8	0	0	0	1	3	0	0	0	0	0	0	0	0	0	0	15	31	0.00	1.800
<b>Batter</b>	<b>1</b>	<b>2</b>	<b>3</b>	<b>4</b>	<b>5</b>	<b>6</b>	<b>7</b>	<b>8</b>	<b>9</b>	<b>AB</b>	<b>R</b>	<b>H</b>	<b>RBI</b>	<b>BB</b>	<b>SO</b>	<b>LOB</b>	<b>BOTTOM</b>					
24 Grady Sizemore, L OBP: 0.292, SLG: 0.591										4	1	1	1	1	2	1	Toronto Blue Jays @ Cleveland Indians Progressive Field, Cleveland, OH Sat Apr 11 2009, 1:05 PM EDT Att: 20,895 - Sunny - 42 F					
7 Mark DeRosa, R OBP: 0.167, SLG: 0.136										5	0	1	3	0	2	2						
41 Victor Martinez, S OBP: 0.375, SLG: 0.636										4	0	0	0	1	1	2						
17 Shin-Soo Choo, L OBP: 0.412, SLG: 0.500										4	0	2	0	0	0	2						
2 Johnny Peralta, R OBP: 0.364, SLG: 0.316										4	0	2	0	0	1	1						
25 Ryan Garko, R OBP: 0.697, SLG: 0.571										3	0	1	0	1	1	3						
10 Kelly Shoppach, R OBP: 0.250, SLG: 0.545										4	0	0	0	0	2	4						
12 Ben Francisco, R OBP: 0.250, SLG: 0.333										4	1	1	0	0	0	2						
Asdrúbal Cabrera, S OBP: 0.316, SLG: 0.200										2	2	0	0	2	0	0						
<b>Inning Stats</b>	R: 0 E: 0 K: 0 S: 4	H: 0 LOB: 0 BB: 0 P: 7	R: 0 E: 0 K: 2 S: 12	H: 2 LOB: 0 BB: 0 P: 19	R: 0 E: 1 K: 1 S: 12	H: 0 LOB: 1 BB: 1 P: 20	R: 0 E: 0 K: 1 S: 8	H: 1 LOB: 0 BB: 0 P: 11	R: 1 E: 0 K: 1 S: 14	H: 1 LOB: 1 BB: 1 P: 22	R: 0 E: 0 K: 1 S: 12	H: 1 LOB: 0 BB: 0 P: 17	R: 0 E: 0 K: 1 S: 9	H: 0 LOB: 0 BB: 0 P: 15	R: 0 E: 0 K: 1 S: 10	H: 1 LOB: 1 BB: 0 P: 18		R: 3 E: 0 K: 1 S: 19	H: 2 LOB: 1 BB: 3 P: 38	1B: 5 2B: 3 3B: 0 HR: 0	SF: 0 SAC: 0 DP: 2 HBP: 0	WP: 0 PB: 0 SB: 2 CS: 0
<b>PITCHER</b>	IP WLS BF H R ER SO BB IBB HBP BLK WP HR S P ERA WHIP	IP WLS BF H R ER SO BB IBB HBP BLK WP HR S P ERA WHIP	IP WLS BF H R ER SO BB IBB HBP BLK WP HR S P ERA WHIP	IP WLS BF H R ER SO BB IBB HBP BLK WP HR S P ERA WHIP	IP WLS BF H R ER SO BB IBB HBP BLK WP HR S P ERA WHIP	IP WLS BF H R ER SO BB IBB HBP BLK WP HR S P ERA WHIP	IP WLS BF H R ER SO BB IBB HBP BLK WP HR S P ERA WHIP	IP WLS BF H R ER SO BB IBB HBP BLK WP HR S P ERA WHIP	IP WLS BF H R ER SO BB IBB HBP BLK WP HR S P ERA WHIP	IP WLS BF H R ER SO BB IBB HBP BLK WP HR S P ERA WHIP	IP WLS BF H R ER SO BB IBB HBP BLK WP HR S P ERA WHIP	IP WLS BF H R ER SO BB IBB HBP BLK WP HR S P ERA WHIP	IP WLS BF H R ER SO BB IBB HBP BLK WP HR S P ERA WHIP	IP WLS BF H R ER SO BB IBB HBP BLK WP HR S P ERA WHIP	IP WLS BF H R ER SO BB IBB HBP BLK WP HR S P ERA WHIP	IP WLS BF H R ER SO BB IBB HBP BLK WP HR S P ERA WHIP	IP WLS BF H R ER SO BB IBB HBP BLK WP HR S P ERA WHIP					
32 Roy Halladay, R ERA: 3.86	1.0		4	1	0	0	1	0	0	0	0	0	0	0	0	0	10	18	0.00	1.000		
37 Scott Downs, L ERA: 21.6	0.2		6	2	3	3	0	3	0	0	0	0	0	0	0	0	15	32	40.50	7.500		
54 Jason Frasor, R ERA: 3.0	0.1	S	1	0	0	0	1	0	0	0	0	0	0	0	0	0	4	6	0.00	0.000		



Batter	1	2	3	4	5	6	7	8	9	AB	R	H	RBI	BB	SO	LOB	TOP										
19 Marco Scutaro, R OBP: 0.485, SLG: 0.731	F9		G6-3			2 WP 15 3B	K			3	1	0	0	1	1	3	<b>Toronto Blue Jays @ Cleveland Indians</b> Progressive Field, Cleveland, OH Sun Apr 12 2009, 1:05 PM EDT Att: 14,216 - Sunny - 43 F										
2 Aaron Hill, R OBP: 0.313, SLG: 0.600	K			10 G4-3 26 WP	2B	F7	F9			4	1	1	0	0	1	4											
15 Alex Rios, R OBP: 0.355, SLG: 0.400	10 S BB			P4		10 HR		F9		3	1	1	1	1	0	1											
10 Vernon Wells, R OBP: 0.387, SLG: 0.536	G5-3			G4-3		HR		26 G4-6-3 1B		4	1	2	2	0	0	2											
26 Adam Lind, L OBP: 0.419, SLG: 0.767	G3			G3		P5		G4-6-3		4	0	0	0	0	0	1											
33 Scott Rolen, R OBP: 0.407, SLG: 0.565	P3			G5-3		F8		K		4	0	0	0	0	1	0											
35 Lyle Overbay, L OBP: 0.364, SLG: 0.294	K					BB		K		2	0	0	0	2	2	0											
20 Rod Barajas, R OBP: 0.156, SLG: 0.118			L8			P5		K		3	0	1	0	0	0	1											
6 John McDonald, R (7, PR)								K		0	0	0	0	0	0	0											
5 Michael Barrett, R OBP: 0.200, SLG: 0.111								K		1	0	0	0	0	1	0											
45 Travis Snider, L OBP: 0.250, SLG: 0.563			G3-1			F8		SH2-4		2	0	0	0	0	0	1											
<b>Inning Stats</b>	R: 0 H: 0 E: 0 K: 1 S: 10	H: 0 LOB: 1 BB: 1 P: 19	R: 0 H: 0 E: 0 K: 1 S: 7	H: 0 LOB: 0 BB: 0 P: 13	R: 0 H: 0 E: 0 K: 0 S: 6	H: 0 LOB: 0 BB: 0 P: 11	R: 1 H: 1 E: 0 K: 0 S: 9	H: 1 LOB: 1 BB: 1 P: 14	R: 0 H: 0 E: 0 K: 0 S: 10	H: 0 LOB: 1 BB: 1 P: 16	R: 3 H: 2 E: 0 K: 0 S: 11	H: 2 LOB: 0 BB: 0 P: 23	R: 0 H: 1 E: 0 K: 1 S: 10	H: 1 LOB: 3 BB: 1 P: 19	R: 0 H: 0 E: 0 K: 3 S: 9	H: 0 LOB: 0 BB: 0 P: 13		1B: 2 2B: 1 3B: 1 HR: 1	SF: 0 SAC: 1 DP: 1 HBP: 0	WP: 2 PB: 0 SB: 1 CS: 0	PA: 35						
<b>PITCHER</b>	IP	WLS	BF	H	R	ER	SO	BB	IBB	HBP	BLK	WP	HR	S	P	ERA		WHIP									
27 Anthony Reyes, R ERA: 6.0	6.0	W	24	3	4	4	2	3	0	0	0	2	1	53	96	6.00	1.000										
53 Rafael Perez, L ERA: 14.73	0.1	H	3	1	0	0	0	1	0	0	0	0	0	6	12	0.00	6.000										
50 Jensen Lewis, R ERA: 4.91	1.2	H	5	1	0	0	1	0	0	0	0	0	0	9	15	0.00	0.600										
34 Kerry Wood, R ERA: 4.5	1.0		3	0	0	0	3	0	0	0	0	0	0	9	13	0.00	0.000										

Batter	1	2	3	4	5	6	7	8	9	AB	R	H	RBI	BB	SO	LOB	BOTTOM											
24 Grady Sizemore, L OBP: 0.310, SLG: 0.520	41 WP 7 S BB		7 HR BB		F9	G3-1	K			3	2	0	0	2	1	1	<b>Toronto Blue Jays @ Cleveland Indians</b> Progressive Field, Cleveland, OH Sun Apr 12 2009, 1:05 PM EDT Att: 14,216 - Sunny - 43 F											
7 Mark DeRosa, R OBP: 0.207, SLG: 0.269	K		HR		K	48 BB 41 1B 2 FC5-2 BB		G6-3		4	1	1	2	1	2	1												
41 Victor Martinez, S OBP: 0.414, SLG: 0.600			F8		K	2 FC5-2 48 BB 1B		48 HR BB		3	1	1	0	2	1	0												
48 Travis Hafner, L OBP: 0.417, SLG: 0.800	K		K		K	2 FC5-2 BB		HR		4	1	1	2	1	3	1												
2 Johnny Peralta, R OBP: 0.407, SLG: 0.417	K		17 2B 1B		25 BB 26 2B 1B	FC5-2		17 1B 2B		5	2	3	0	0	1	4												
17 Shin-Soo Choo, L OBP: 0.500, SLG: 0.588					25 BB 26 2B BB	F7		25 G6-4-3 1B		3	1	2	1	2	0	3												
25 Ryan Garko, R OBP: 0.588, SLG: 0.400	P4				26 2B BB	G6-3		G6-4-3		3	0	0	0	2	0	2												
26 Trevor Crowe, S OBP: 0.111, SLG: 0.222	K		K			F9				4	0	1	2	0	2	4												
Asdrubal Cabrera, S OBP: 0.304, SLG: 0.211	F9					G3				4	0	1	0	0	1	3												
<b>Inning Stats</b>	R: 1 H: 0 E: 0 K: 3 S: 15	H: 0 LOB: 1 BB: 2 P: 29	R: 0 H: 0 E: 0 K: 1 S: 9	H: 0 LOB: 1 BB: 1 P: 17	R: 2 H: 3 E: 0 K: 2 S: 18	H: 3 LOB: 3 BB: 2 P: 32	R: 0 H: 0 E: 0 K: 2 S: 12	H: 0 LOB: 0 BB: 0 P: 12	R: 2 H: 2 E: 0 K: 2 S: 17	H: 2 LOB: 2 BB: 2 P: 33	R: 0 H: 1 E: 0 K: 0 S: 20	H: 1 LOB: 3 BB: 2 P: 32	R: 0 H: 1 E: 0 K: 1 S: 13	H: 1 LOB: 1 BB: 0 P: 19	R: 3 H: 3 E: 0 K: 0 S: 16	H: 3 LOB: 0 BB: 1 P: 32		1B: 5 2B: 3 3B: 0 HR: 2	SF: 0 SAC: 0 DP: 1 HBP: 0	WP: 1 PB: 0 SB: 2 CS: 0	PA: 43							
<b>PITCHER</b>	IP	WLS	BF	H	R	ER	SO	BB	IBB	HBP	BLK	WP	HR	S	P	ERA		WHIP										
25 David Purcey, L ERA: 4.63	4.2	L	24	4	5	4	10	5	1	0	0	1	1	66	113	7.71		1.929										
57 Shawn Camp, R ERA:	0.2		6	2	0	0	0	2	0	0	0	0	0	17	29	0.00		6.000										
39 Jesse Carlson, L ERA: 3.0	1.2		7	1	0	0	1	1	0	0	0	0	0	21	32	0.00	1.200											
22 Brandon League, R ERA: 9.0	1.0		6	3	3	3	0	1	0	0	0	0	1	16	32	27.00	4.000											

AB	30
R	4
H	5
RBI	3
BB	4
SO	6
LOB	13





Batter	1	2	3	4	5	6	7	8	9	AB	R	H	RBI	BB	SO	LOB	TOP					
24 Grady Sizemore, L OBP: 0.324, SLG: 0.483										4	0	1	0	1	2	2	<p>Cleveland Indians @ Kansas City Royals Kauffman Stadium, Kansas City, MO Mon Apr 13 2009, 7:10 PM CDT Att. 9,967 - Overcast - 43 F</p> <p>AB 37 R 2 H 10 RBI 1 BB 4 SO 11 LOB 27</p>					
17 Shin-Soo Choo, L OBP: 0.481, SLG: 0.591										5	0	2	1	0	1	2						
41 Victor Martinez, S OBP: 0.441, SLG: 0.600										5	0	3	0	0	1	2						
48 Travis Hafner, L OBP: 0.345, SLG: 0.640										5	0	0	0	0	3	8						
2 Jhonny Peralta, R OBP: 0.375, SLG: 0.357										4	0	0	0	1	2	8						
25 Ryan Garko, R OBP: 0.524, SLG: 0.357										4	0	1	0	0	1	1						
4 Tony Graffanino, R OBP: 0.375, SLG: 0.357										4	0	0	0	0	0	2						
26 Trevor Crowe, S OBP: 0.231, SLG: 0.250										3	1	1	0	1	1	1						
Asdrubal Cabrera, S OBP: 0.370, SLG: 0.318										3	1	2	0	1	0	1						
<b>Inning Stats</b>	R: 0 E: 0 K: 2 S: 12	H: 2 LOB: 2 BB: 0 P: 16	R: 0 E: 0 K: 2 S: 13	H: 0 LOB: 0 BB: 0 P: 21	R: 0 E: 0 K: 3 S: 17	H: 1 LOB: 3 BB: 2 P: 32	R: 0 E: 0 K: 1 S: 11	H: 2 LOB: 2 BB: 0 P: 18	R: 0 E: 0 K: 1 S: 10	H: 0 LOB: 1 BB: 0 P: 17	R: 0 E: 0 K: 0 S: 8	H: 0 LOB: 1 BB: 1 P: 15	R: 0 E: 0 K: 0 S: 6	H: 0 LOB: 0 BB: 0 P: 10	R: 0 E: 0 K: 0 S: 10	H: 0 LOB: 1 BB: 1 P: 17		R: 2 E: 0 K: 2 S: 15	H: 4 LOB: 2 BB: 0 P: 23	1B: 8 2B: 2 3B: 0 HR: 0	SF: 0 SAC: 0 DP: 0 HBP: 0	WP: 1 PB: 0 SB: 0 CS: 0
<b>PITCHER</b>	IP WLS BF H R ER SO BB IBB HBP BLK WP HR S P ERA WHIP	<p>23 Zack Greinke, R (1, 1) 5.0 W 23 6 0 0 9 2 0 0 0 0 0 0 63 104 0.00 1.600</p> <p>34 Jamey Wright, R (6, 1) 2.0 7 0 0 0 0 1 0 0 0 0 0 0 14 25 0.00 0.500</p> <p>40 Kyle Farnsworth, R (8, 1) 1.0 4 0 0 0 0 1 0 0 0 0 0 0 10 17 0.00 1.000</p> <p>32 Ron Mahay, L (9, 1) 0.0 2 2 2 2 0 0 0 0 0 0 0 0 5 8 ∞ ∞</p> <p>48 Joaquin Soria, R (9, 1) 1.0 S 5 2 0 0 2 0 0 0 0 1 0 10 15 0.00 2.000</p>																				

Batter	1	2	3	4	5	6	7	8	9	AB	R	H	RBI	BB	SO	LOB	BOTTOM			
2 Coco Crisp, S OBP: 0.310, SLG: 0.480										2	1	0	0	2	0	0	<p>Cleveland Indians @ Kansas City Royals Kauffman Stadium, Kansas City, MO Mon Apr 13 2009, 7:10 PM CDT Att. 9,967 - Overcast - 43 F</p> <p>AB 28 R 4 H 5 RBI 4 BB 5 SO 6 LOB 14</p>			
30 Mike Aviles, R OBP: 0.192, SLG: 0.200										4	0	0	0	0	0	3				
9 David DeJesus, L OBP: 0.300, SLG: 0.231										3	1	1	0	1	0	0				
24 Mark Teahen, L OBP: 0.393, SLG: 0.375										4	1	1	1	0	1	1				
16 Billy Butler, R OBP: 0.174, SLG: 0.190										4	0	1	1	0	0	1				
17 Mike Jacobs, L OBP: 0.304, SLG: 0.450										3	1	1	1	1	0	2				
13 Alberto Callaspo, S OBP: 0.375, SLG: 0.400										2	0	1	1	1	1	1				
21 Miguel Olivo, R OBP: 0.176, SLG: 0.235										3	0	0	0	0	3	4				
1 Tony Pena Jr., R OBP: 0.176, SLG: 0.235										3	0	0	0	0	1	2				
<b>Inning Stats</b>	R: 3 E: 0 K: 1 S: 25	H: 3 LOB: 2 BB: 2 P: 42	R: 0 E: 0 K: 0 S: 8	H: 0 LOB: 0 BB: 0 P: 11	R: 0 E: 0 K: 0 S: 8	H: 1 LOB: 0 BB: 0 P: 14	R: 1 E: 0 K: 1 S: 13	H: 1 LOB: 2 BB: 2 P: 27	R: 0 E: 0 K: 1 S: 7	H: 0 LOB: 0 BB: 0 P: 12	R: 0 E: 0 K: 3 S: 18	H: 0 LOB: 1 BB: 1 P: 26	R: 0 E: 0 K: 0 S: 13	H: 0 LOB: 0 BB: 0 P: 19	R: 0 E: 0 K: 0 S: 5	H: 0 LOB: 0 BB: 0 P: 7		1B: 3 2B: 1 3B: 0 HR: 1	SF: 0 SAC: 0 DP: 0 HBP: 0	WP: 0 PB: 0 SB: 0 CS: 1
<b>PITCHER</b>	IP WLS BF H R ER SO BB IBB HBP BLK WP HR S P ERA WHIP	<p>55 Roberto Hernandez, R (1, 1) 5.0 L 23 5 4 0 3 4 0 0 0 0 0 0 29 42 0.00 0.600</p> <p>63 Rafael Betancourt, R (6, 1) 1.2 6 0 0 0 3 1 0 0 0 0 0 0 7 10 0.00 0.000</p> <p>30 Masa Kobayashi, R (7, 1) 1.1 4 0 0 0 0 0 0 0 0 0 0 0 7 10 0.00 0.000</p>																		



Batter	1	2	3	4	5	6	7	8	9	AB	R	H	RBI	BB	SO	LOB	TOP										
24 Grady Sizemore, L (1, 10) OBP: 0.282, SLG: 0.412	F8		G3-1		K		F8		F7	5	0	0	0	0	1	4	<b>Cleveland Indians @ Kansas City Royals</b> Kauffman Stadium, Kansas City, MO Tue Apr 14 2009, 7:10 PM CDT Att: 11,663 - Clear - 57 F										
7 Mark DeRosa, R (1, 5) OBP: 0.242, SLG: 0.300	1B		G6-3		1B		G6-3			4	0	2	1	0	0	0											
41 Victor Martinez, S (1, 3) OBP: 0.474, SLG: 0.636 29 Josh Barfield, R (8, PR) 25 Ryan Garko, R (8, 3) OBP: 0.524, SLG: 0.357	1B				F7				1B	3	1	2	0	1	0	0											
17 Shin-Soo Choo, L (1, 9) OBP: 0.419, SLG: 0.500	K				G6-3				1B	4	0	0	0	0	2	4											
2 Jhonny Peralta, R (1, 6) OBP: 0.361, SLG: 0.344	P6				K				K	4	0	1	1	0	2	3											
12 Ben Francisco, R (1, 7) OBP: 0.250, SLG: 0.318		L5			1B				K	4	1	1	0	0	1	1											
10 Kelly Shoppach, R (1, 2) OBP: 0.313, SLG: 0.533		L7			K				1B	4	0	2	0	0	1	1											
26 Trevor Crowe, S (1, 8) OBP: 0.235, SLG: 0.200		G4-3			1B				K	3	1	0	0	0	2	3											
Asdrubal Cabrera, S (1, 4) OBP: 0.387, SLG: 0.346					1B				1B	4	0	2	1	0	2	0											
<b>Inning Stats</b>	R: 0 E: 0 K: 1 S: 15	H: 1 LOB: 2 BB: 1 P: 28	R: 0 E: 0 K: 0 S: 5	H: 0 LOB: 0 BB: 0 P: 10	R: 0 E: 0 K: 1 S: 7	H: 0 LOB: 0 BB: 0 P: 14	R: 0 E: 0 K: 1 S: 7	H: 0 LOB: 0 BB: 0 P: 11	R: 2 E: 0 K: 2 S: 17	H: 3 LOB: 2 BB: 0 P: 24	R: 1 E: 0 K: 1 S: 10	H: 3 LOB: 2 BB: 0 P: 14	R: 0 E: 0 K: 2 S: 10	H: 1 LOB: 1 BB: 0 P: 17	R: 0 E: 0 K: 2 S: 16	H: 2 LOB: 2 BB: 0 P: 24		1B: 9 2B: 2 3B: 0 HR: 0	SF: 0 SAC: 0 DP: 1 HBP: 1	WP: 1 PB: 0 SB: 1 CS: 1	PA: 37						
<b>PITCHER</b>	IP	WLS	BF	H	R	ER	SO	BB	IBB	HBP	BLK	WP	HR	S	P	ERA	WHIP										
28 Kyle Davies, R (1, 1) ERA: 2.13	5.2	W	25	7	3	3	5	1	0	0	0	1	0	58	98	4.76	1.412										
51 Robinson Tejeda, R (6, 1) ERA:	0.1	H	1	0	0	0	1	0	0	0	0	0	0	3	3	0.00	0.000										
37 Juan Cruz, R (7, 1) ERA:	2.0	H	6	1	0	0	3	0	0	0	0	0	0	19	31	0.00	0.500										
45 Doug Waechter, R (9, 1) ERA:	1.0		5	2	0	0	2	0	0	0	0	0	0	16	24	0.00	2.000										

Batter	1	2	3	4	5	6	7	8	9	AB	R	H	RBI	BB	SO	LOB	BOTTOM										
2 Coco Crisp, S (1, 8) OBP: 0.353, SLG: 0.536	F7		3B		K					3	1	1	1	2	1	0	<b>Cleveland Indians @ Kansas City Royals</b> Kauffman Stadium, Kansas City, MO Tue Apr 14 2009, 7:10 PM CDT Att: 11,663 - Clear - 57 F										
30 Mike Aviles, R (1, 6) OBP: 0.194, SLG: 0.241	G6-3		SF8		1B		G4-3		F7	4	1	1	1	0	0	2											
9 David DeJesus, L (1, 7) OBP: 0.324, SLG: 0.333	G6-3		F8		1B				1B	4	1	2	1	0	0	0											
24 Mark Teahen, L (1, 9) OBP: 0.344, SLG: 0.321	K				F9		P5		G5-3	4	0	0	0	0	1	2											
16 Billy Butler, R (1, 3) OBP: 0.259, SLG: 0.250	G6-3				1B				1B	3	1	2	0	1	0	0											
17 Mike Jacobs, L (1, 10) OBP: 0.333, SLG: 0.500	2B				K		K		1B	4	1	2	1	0	2	2											
4 Alex Gordon, L (1, 5) OBP: 0.273, SLG: 0.278	K				K		K		BB	3	1	0	0	1	3	3											
14 John Buck, R (1, 2) OBP: 0.500, SLG: 1.333			G4-3		HR		P3		HR	4	2	2	5	0	0	1											
13 Alberto Callaspo, S (1, 4) OBP: 0.350, SLG: 0.421			2B		K		G5-3		G4-3	4	1	1	0	0	1	0											
<b>Inning Stats</b>	R: 0 E: 0 K: 0 S: 6	H: 1 LOB: 0 BB: 0 P: 9	R: 0 E: 0 K: 2 S: 11	H: 1 LOB: 0 BB: 0 P: 17	R: 2 E: 0 K: 0 S: 6	H: 2 LOB: 0 BB: 0 P: 10	R: 0 E: 0 K: 2 S: 9	H: 1 LOB: 1 BB: 0 P: 12	R: 2 E: 0 K: 2 S: 15	H: 3 LOB: 1 BB: 0 P: 22	R: 0 E: 0 K: 2 S: 9	H: 1 LOB: 0 BB: 0 P: 10	R: 0 E: 0 K: 0 S: 4	H: 0 LOB: 1 BB: 1 P: 11	R: 5 E: 0 K: 0 S: 19	H: 3 LOB: 1 BB: 3 P: 37		1B: 4 2B: 3 3B: 2 HR: 2	SF: 1 SAC: 0 DP: 0 HBP: 0	WP: 0 PB: 0 SB: 0 CS: 1	PA: 38						
<b>PITCHER</b>	IP	WLS	BF	H	R	ER	SO	BB	IBB	HBP	BLK	WP	HR	S	P	ERA	WHIP										
44 Carl Pavano, R (1, 1) ERA: 16.71	6.0	L	26	8	4	4	8	0	0	0	0	0	0	10	27	27.00	3.000										
53 Rafael Perez, L (7, 1) ERA: 18.0	1.1		8	2	4	4	0	2	1	0	0	0	0	13	21	13.50	3.000										
39 Vinnie Chulk, R (8, 1) ERA: 6.0	0.2		4	1	1	1	0	1	0	0	0	0	1	13	21	13.50	3.000										



Batter	1	2	3	4	5	6	7	8	9	AB	R	H	RBI	BB	SO	LOB	TOP								
24 Grady Sizemore, L OBP: 0.318, SLG: 0.447	G3-1		1B		IBB		P3		2B	4	0	2	1	1	0	1	<b>Cleveland Indians @ Kansas City Royals</b> Kauffman Stadium, Kansas City, MO Wed Apr 15 2009, 1:10 PM CDT Att: 13,485 - Partly Cloudy - 59 F								
7 Mark DeRosa, R OBP: 0.237, SLG: 0.286	G5-3		G5-3		F9				F9	5	1	1	1	0	0	4									
41 Victor Martinez, S OBP: 0.465, SLG: 0.583	G4-3		G4-3		F7				IBB	3	1	0	0	2	0	1									
48 Travis Hafner, L OBP: 0.412, SLG: 0.714		G6-4-3 BB		G6-3		2B			IBB	3	1	2	1	1	0	0									
17 Shin-Soo Choo, L OBP: 0.417, SLG: 0.500		1B		F8		2B			HBP	4	0	2	1	0	0	2									
25 Ryan Garko, R OBP: 0.480, SLG: 0.333	G6-4-3			G5-3		1B				4	0	1	1	0	1	3									
12 Ben Francisco, R OBP: 0.214, SLG: 0.269				K		1B				4	0	0	0	0	2	3									
4 Tony Graffanino, R OBP: 0.250, SLG: 0.286			SH2-3 BB		2B					3	1	1	0	1	2	2									
Asdrubal Cabrera, S OBP: 0.382, SLG: 0.379			SH2-3		K				B5-3	3	1	1	0	0	1	1									
<b>Inning Stats</b>	R: 0 E: 0 K: 0 S: 6	H: 0 LOB: 0 BB: 0 P: 10	R: 0 E: 0 K: 1 S: 8	H: 1 LOB: 1 BB: 1 P: 18	R: 1 E: 0 K: 0 S: 11	H: 1 LOB: 1 BB: 1 P: 21	R: 0 E: 0 K: 0 S: 5	H: 0 LOB: 0 BB: 0 P: 7	R: 0 E: 0 K: 1 S: 7	H: 1 LOB: 2 BB: 1 P: 15	R: 1 E: 0 K: 1 S: 13	H: 3 LOB: 3 BB: 0 P: 18	R: 3 E: 0 K: 1 S: 16	H: 3 LOB: 1 BB: 1 P: 24	R: 0 E: 0 K: 2 S: 7	H: 0 LOB: 0 BB: 0 P: 10	R: 0 E: 0 K: 0 S: 8	H: 1 LOB: 2 BB: 1 P: 18	1B: 5 2B: 5 3B: 0 HR: 0	SF: 1 SAC: 1 DP: 1 HBP: 1	WP: 0 PB: 0 SB: 0 CS: 0	PA: 41			
<b>PITCHER</b>	IP WLS BF H R ER SO BB IBB HBP BLK WP HR S P ERA WHIP	IP WLS BF H R ER SO BB IBB HBP BLK WP HR S P ERA WHIP	IP WLS BF H R ER SO BB IBB HBP BLK WP HR S P ERA WHIP	IP WLS BF H R ER SO BB IBB HBP BLK WP HR S P ERA WHIP	IP WLS BF H R ER SO BB IBB HBP BLK WP HR S P ERA WHIP	IP WLS BF H R ER SO BB IBB HBP BLK WP HR S P ERA WHIP	IP WLS BF H R ER SO BB IBB HBP BLK WP HR S P ERA WHIP	IP WLS BF H R ER SO BB IBB HBP BLK WP HR S P ERA WHIP	IP WLS BF H R ER SO BB IBB HBP BLK WP HR S P ERA WHIP	IP WLS BF H R ER SO BB IBB HBP BLK WP HR S P ERA WHIP	IP WLS BF H R ER SO BB IBB HBP BLK WP HR S P ERA WHIP	IP WLS BF H R ER SO BB IBB HBP BLK WP HR S P ERA WHIP	IP WLS BF H R ER SO BB IBB HBP BLK WP HR S P ERA WHIP	IP WLS BF H R ER SO BB IBB HBP BLK WP HR S P ERA WHIP	IP WLS BF H R ER SO BB IBB HBP BLK WP HR S P ERA WHIP	IP WLS BF H R ER SO BB IBB HBP BLK WP HR S P ERA WHIP	IP WLS BF H R ER SO BB IBB HBP BLK WP HR S P ERA WHIP	IP WLS BF H R ER SO BB IBB HBP BLK WP HR S P ERA WHIP	IP WLS BF H R ER SO BB IBB HBP BLK WP HR S P ERA WHIP	IP WLS BF H R ER SO BB IBB HBP BLK WP HR S P ERA WHIP	IP WLS BF H R ER SO BB IBB HBP BLK WP HR S P ERA WHIP	IP WLS BF H R ER SO BB IBB HBP BLK WP HR S P ERA WHIP	IP WLS BF H R ER SO BB IBB HBP BLK WP HR S P ERA WHIP	IP WLS BF H R ER SO BB IBB HBP BLK WP HR S P ERA WHIP	IP WLS BF H R ER SO BB IBB HBP BLK WP HR S P ERA WHIP
47 Sidney Ponson, R ERA: 4.5	6.0																								
40 Kyle Farnsworth, R ERA: 16.2	0.1	L	4	2	3	3	0	1	0	0	10	17	81.00	9.000											
32 Ron Mahay, L ERA: 6.75	1.2		6	1	0	0	3	0	0	0	13	17	0.00	0.600											
52 Horacio Ramirez, L ERA: 11.57	0.1		3	1	0	0	0	0	1	0	4	10	0.00	3.000											
51 Robinson Tejeda, R ERA:	0.2		2	0	0	0	0	0	0	1	0	8	0.00	0.000											
<b>Batter</b>	<b>1</b>	<b>2</b>	<b>3</b>	<b>4</b>	<b>5</b>	<b>6</b>	<b>7</b>	<b>8</b>	<b>9</b>	<b>AB</b>	<b>R</b>	<b>H</b>	<b>RBI</b>	<b>BB</b>	<b>SO</b>	<b>LOB</b>	<b>BOTTOM</b>								
2 Coco Crisp, S OBP: 0.385, SLG: 0.581	K		BB			BB			F8	3	2	1	0	2	1	0	<b>Cleveland Indians @ Kansas City Royals</b> Kauffman Stadium, Kansas City, MO Wed Apr 15 2009, 1:10 PM CDT Att: 13,485 - Partly Cloudy - 59 F								
8 Billy Bloomquist, R OBP: 0.201, SLG: 0.231	1B		G5-4-3			BB			L8	3	1	2	0	0	0	1									
30 Mike Aviles, R OBP: 0.212, SLG: 0.258	1B		1-2			1B				2	0	1	1	0	0	0									
9 David DeJesus, L OBP: 0.316, SLG: 0.324	1B		F7			1B				4	0	1	1	0	0	2									
14 John Buck, R OBP: 0.438, SLG: 1.067	BB				G4-3					3	0	0	0	1	2	2									
24 Mark Teahen, L OBP: 0.361, SLG: 0.323	F9				K					3	0	1	0	1	1	3									
16 Billy Butler, R OBP: 0.241, SLG: 0.231	G3				F8					2	0	0	0	0	0	3									
17 Mike Jacobs, L OBP: 0.379, SLG: 0.640						BB			HR	1	1	1	1	1	0	0									
4 Alex Gordon, L OBP: 0.269, SLG: 0.238	K				F8				F8	3	0	0	1	1	1	0									
21 Miguel Olivo, R OBP: 0.143, SLG: 0.190	G1				K				K	4	0	0	0	0	2	3									
1 Tony Pena Jr., R OBP: 0.318, SLG: 0.381	K				P4				G6-3	2	0	0	0	0	1	0									
<b>Inning Stats</b>	R: 0 E: 0 K: 1 S: 15	H: 2 LOB: 3 BB: 1 P: 28	R: 0 E: 0 K: 2 S: 11	H: 0 LOB: 0 BB: 0 P: 12	R: 0 E: 0 K: 0 S: 8	H: 0 LOB: 0 BB: 1 P: 16	R: 0 E: 0 K: 1 S: 7	H: 0 LOB: 0 BB: 0 P: 8	R: 0 E: 0 K: 1 S: 6	H: 0 LOB: 0 BB: 0 P: 9	R: 2 E: 0 K: 1 S: 19	H: 1 LOB: 3 BB: 4 P: 42	R: 1 E: 0 K: 1 S: 8	H: 2 LOB: 1 BB: 0 P: 13	R: 1 E: 0 K: 1 S: 9	H: 2 LOB: 0 BB: 0 P: 14	R: 0 E: 0 K: 0 S: 6	H: 0 LOB: 0 BB: 0 P: 7	1B: 5 2B: 0 3B: 1 HR: 1	SF: 0 SAC: 0 DP: 1 HBP: 0	WP: 0 PB: 0 SB: 0 CS: 0	PA: 38			
<b>PITCHER</b>	IP WLS BF H R ER SO BB IBB HBP BLK WP HR S P ERA WHIP	IP WLS BF H R ER SO BB IBB HBP BLK WP HR S P ERA WHIP	IP WLS BF H R ER SO BB IBB HBP BLK WP HR S P ERA WHIP	IP WLS BF H R ER SO BB IBB HBP BLK WP HR S P ERA WHIP	IP WLS BF H R ER SO BB IBB HBP BLK WP HR S P ERA WHIP	IP WLS BF H R ER SO BB IBB HBP BLK WP HR S P ERA WHIP	IP WLS BF H R ER SO BB IBB HBP BLK WP HR S P ERA WHIP	IP WLS BF H R ER SO BB IBB HBP BLK WP HR S P ERA WHIP	IP WLS BF H R ER SO BB IBB HBP BLK WP HR S P ERA WHIP	IP WLS BF H R ER SO BB IBB HBP BLK WP HR S P ERA WHIP	IP WLS BF H R ER SO BB IBB HBP BLK WP HR S P ERA WHIP	IP WLS BF H R ER SO BB IBB HBP BLK WP HR S P ERA WHIP	IP WLS BF H R ER SO BB IBB HBP BLK WP HR S P ERA WHIP	IP WLS BF H R ER SO BB IBB HBP BLK WP HR S P ERA WHIP	IP WLS BF H R ER SO BB IBB HBP BLK WP HR S P ERA WHIP	IP WLS BF H R ER SO BB IBB HBP BLK WP HR S P ERA WHIP	IP WLS BF H R ER SO BB IBB HBP BLK WP HR S P ERA WHIP	IP WLS BF H R ER SO BB IBB HBP BLK WP HR S P ERA WHIP	IP WLS BF H R ER SO BB IBB HBP BLK WP HR S P ERA WHIP	IP WLS BF H R ER SO BB IBB HBP BLK WP HR S P ERA WHIP	IP WLS BF H R ER SO BB IBB HBP BLK WP HR S P ERA WHIP	IP WLS BF H R ER SO BB IBB HBP BLK WP HR S P ERA WHIP	IP WLS BF H R ER SO BB IBB HBP BLK WP HR S P ERA WHIP	IP WLS BF H R ER SO BB IBB HBP BLK WP HR S P ERA WHIP	IP WLS BF H R ER SO BB IBB HBP BLK WP HR S P ERA WHIP
32 Aaron Laffey, L ERA: 3.38	5.1																								
38 Joe Smith, R ERA: 2.7	0.1	H	1	0	0	0	1	0	0	3	6	0.00	0.000												
50 Jensen Lewis, R ERA: 6.75	1.2	W	11	4	2	2	1	3	0	1	20	41	10.80	4.200											
63 Rafael Betancourt, R ERA: 3.6	0.2	H	2	0	0	0	1	0	0	6	8	0.00	0.000												
34 Kory Wood, R ERA: 3.0	1.0	S	3	0	0	0	0	0	0	6	7	0.00	0.000												



Batter	1	2	3	4	5	6	7	8	9	AB	R	H	RBI	BB	SO	LOB	TOP							
24 Grady Sizemore, L OBP: 0.340, SLG: 0.500	G3		7 BB		7 CS	F7	HR		K	4	1	1	4	2	1	5	Cleveland Indians @ New York Yankees Yankee Stadium, Bronx, NY Thu Apr 16 2009, 1:05 PM EDT Att: 48,271 - Partly Cloudy - 56 F							
7 Mark DeRosa, R OBP: 0.273, SLG: 0.282	G4-3		41 P6-3 BB		41 1B		G5-3		F7	4	1	1	0	2	0	2								
41 Victor Martinez, S OBP: 0.469, SLG: 0.667	K		P6-3		1B				P5	6	2	3	1	0	1	4								
2 Jhonny Peralta, R OBP: 0.366, SLG: 0.405		L7			17 G4-3 12 FC5-2 2B				K	5	1	2	2	0	1	2								
17 Shin-Soo Choo, L OBP: 0.390, SLG: 0.441	G4-3		G4-3		G4-3		G3		K	4	1	0	0	0	1	1								
12 Ben Francisco, R OBP: 0.390, SLG: 0.310		2B		FC5-2 10 2B		26 1B 4 E BB	SH		G4-3	3	2	1	0	1	0	1								
10 Kelly Shoppach, R OBP: 0.381, SLG: 0.579		BB		1-H 2B		K			K	4	1	2	2	1	2	1								
4 Tony Graffanino, R OBP: 0.231, SLG: 0.250		K		L8		E5 26 1B	F3			5	0	1	0	0	1	7								
26 Trevor Crowe, S OBP: 0.318, SLG: 0.263			G3		G6-3		24 HR BB		26 1B	4	1	2	1	1	0	0								
<b>Inning Stats</b>	R: 0 E: 0 K: 1 S: 8	H: 0 LOB: 0 BB: 0 P: 15	R: 0 E: 0 K: 1 S: 14	H: 1 LOB: 2 BB: 2 P: 22	R: 0 E: 0 K: 0 S: 8	H: 0 LOB: 1 BB: 2 P: 19	R: 1 E: 0 K: 0 S: 12	H: 2 LOB: 1 BB: 1 P: 0	R: 0 E: 0 K: 1 S: 15	H: 1 LOB: 3 BB: 1 P: 25	R: 9 E: 0 K: 0 S: 17	H: 5 LOB: 0 BB: 2 P: 33	R: 0 E: 0 K: 2 S: 8	H: 0 LOB: 0 BB: 0 P: 12	R: 0 E: 0 K: 1 S: 11	H: 2 LOB: 2 BB: 0 P: 16	1B: 6 2B: 6 3B: 0 HR: 2	SF: 0 SAC: 1 DP: 1 HBP: 1	WP: 0 PB: 0 SB: 0 CS: 1	PA: 48				
<b>PITCHER</b>	IP WLS BF H R ER SO BB IBB HBP BLK WP HR S P ERA WHIP	IP WLS BF H R ER SO BB IBB HBP BLK WP HR S P ERA WHIP	IP WLS BF H R ER SO BB IBB HBP BLK WP HR S P ERA WHIP	IP WLS BF H R ER SO BB IBB HBP BLK WP HR S P ERA WHIP	IP WLS BF H R ER SO BB IBB HBP BLK WP HR S P ERA WHIP	IP WLS BF H R ER SO BB IBB HBP BLK WP HR S P ERA WHIP	IP WLS BF H R ER SO BB IBB HBP BLK WP HR S P ERA WHIP	IP WLS BF H R ER SO BB IBB HBP BLK WP HR S P ERA WHIP	IP WLS BF H R ER SO BB IBB HBP BLK WP HR S P ERA WHIP	IP WLS BF H R ER SO BB IBB HBP BLK WP HR S P ERA WHIP	IP WLS BF H R ER SO BB IBB HBP BLK WP HR S P ERA WHIP	IP WLS BF H R ER SO BB IBB HBP BLK WP HR S P ERA WHIP	IP WLS BF H R ER SO BB IBB HBP BLK WP HR S P ERA WHIP	IP WLS BF H R ER SO BB IBB HBP BLK WP HR S P ERA WHIP	IP WLS BF H R ER SO BB IBB HBP BLK WP HR S P ERA WHIP	IP WLS BF H R ER SO BB IBB HBP BLK WP HR S P ERA WHIP	IP WLS BF H R ER SO BB IBB HBP BLK WP HR S P ERA WHIP	IP WLS BF H R ER SO BB IBB HBP BLK WP HR S P ERA WHIP	IP WLS BF H R ER SO BB IBB HBP BLK WP HR S P ERA WHIP	IP WLS BF H R ER SO BB IBB HBP BLK WP HR S P ERA WHIP	IP WLS BF H R ER SO BB IBB HBP BLK WP HR S P ERA WHIP			
52 CC Sabathia, L ERA: 3.57	5.2	25	5	1	1	4	5	0	0	0	0	0	0	0	0	0	0	0	0	0	70	122	1.59	1.765
36 Edwar Ramirez, R ERA: 2.7	0.0	2	1	0	0	0	0	0	0	0	0	0	0	0	0	0	0	0	0	0	5	6	∞	∞
48 Phil Coke, L ERA: 9.0	0.1	1	0	0	0	0	0	0	0	0	0	0	0	0	0	0	0	0	0	0	1	2	0.00	0.000
41 Jose Veras, R ERA: 13.5	0.0	L 3	2	3	3	0	1	0	0	0	0	0	0	0	0	0	0	0	0	0	5	12	∞	∞
43 Damaso Marte, L ERA: 27.0	1.0	9	3	6	6	0	1	0	1	0	0	0	2	12	21	54.00	4.000							


Batter	1	2	3	4	5	6	7	8	9	AB	R	H	RBI	BB	SO	LOB	BOTTOM							
2 Derek Jeter, R OBP: 0.356, SLG: 0.463	F8		18 FC3-6 1B		1-2 2-3 BB	G4-3			K	3	0	1	0	1	0	0	Cleveland Indians @ New York Yankees Yankee Stadium, Bronx, NY Thu Apr 16 2009, 1:05 PM EDT Att: 48,271 - Partly Cloudy - 56 F							
19 Ramiro Pena, S OBP: 0.333, SLG: 0.143			FC3-6 33 2B		G4-3				F7	5	0	1	0	0	1	5								
18 Johnny Damon, L OBP: 0.306, SLG: 0.344	25 HBP 1B		F8		K				L6	2	0	0	0	0	1	1								
25 Mark Teixeira, S OBP: 0.290, SLG: 0.360										2	0	0	0	0	1	1								
53 Melky Cabrera, S OBP: 0.364, SLG: 0.300										1	1	0	0	1	0	1								
33 Nick Swisher, S OBP: 0.486, SLG: 1.000	L8								F8	4	0	1	0	0	1	2								
20 Jorge Posada, S OBP: 0.343, SLG: 0.600	G3		G4-3		HR				55 BB 24 1B BB	4	1	1	1	1	0	6								
24 Robinson Cano, L OBP: 0.488, SLG: 0.632		55 G3 1B		P4		55 E 55 1B BB				4	0	3	1	1	0	0								
55 Hideki Matsui, L OBP: 0.313, SLG: 0.308	G3									2	0	1	0	3	0	1								
12 Cody Ransom, R OBP: 0.156, SLG: 0.167		K							G4-6-3	5	0	0	0	0	2	9								
11 Brett Gardner, L OBP: 0.306, SLG: 0.353		P6								3	0	1	0	1	0	1								
<b>Inning Stats</b>	R: 0 E: 0 K: 0 S: 15	H: 1 LOB: 2 BB: 0 P: 23	R: 0 E: 0 K: 1 S: 7	H: 1 LOB: 0 BB: 0 P: 12	R: 0 E: 0 K: 0 S: 10	H: 2 LOB: 0 BB: 0 P: 15	R: 0 E: 0 K: 0 S: 13	H: 1 LOB: 3 BB: 2 P: 24	R: 1 E: 0 K: 2 S: 18	H: 2 LOB: 2 BB: 1 P: 29	R: 0 E: 0 K: 1 S: 8	H: 0 LOB: 0 BB: 0 P: 12	R: 1 E: 0 K: 1 S: 10	H: 1 LOB: 2 BB: 2 P: 22	R: 0 E: 0 K: 1 S: 13	H: 0 LOB: 1 BB: 1 P: 19	R: 0 E: 0 K: 0 S: 16	H: 1 LOB: 2 BB: 2 P: 28	1B: 7 2B: 1 3B: 0 HR: 1	SF: 0 SAC: 0 DP: 2 HBP: 2	WP: 1 PB: 0 SB: 0 CS: 0	PA: 44		
<b>PITCHER</b>	IP WLS BF H R ER SO BB IBB HBP BLK WP HR S P ERA WHIP	IP WLS BF H R ER SO BB IBB HBP BLK WP HR S P ERA WHIP	IP WLS BF H R ER SO BB IBB HBP BLK WP HR S P ERA WHIP	IP WLS BF H R ER SO BB IBB HBP BLK WP HR S P ERA WHIP	IP WLS BF H R ER SO BB IBB HBP BLK WP HR S P ERA WHIP	IP WLS BF H R ER SO BB IBB HBP BLK WP HR S P ERA WHIP	IP WLS BF H R ER SO BB IBB HBP BLK WP HR S P ERA WHIP	IP WLS BF H R ER SO BB IBB HBP BLK WP HR S P ERA WHIP	IP WLS BF H R ER SO BB IBB HBP BLK WP HR S P ERA WHIP	IP WLS BF H R ER SO BB IBB HBP BLK WP HR S P ERA WHIP	IP WLS BF H R ER SO BB IBB HBP BLK WP HR S P ERA WHIP	IP WLS BF H R ER SO BB IBB HBP BLK WP HR S P ERA WHIP	IP WLS BF H R ER SO BB IBB HBP BLK WP HR S P ERA WHIP	IP WLS BF H R ER SO BB IBB HBP BLK WP HR S P ERA WHIP	IP WLS BF H R ER SO BB IBB HBP BLK WP HR S P ERA WHIP	IP WLS BF H R ER SO BB IBB HBP BLK WP HR S P ERA WHIP	IP WLS BF H R ER SO BB IBB HBP BLK WP HR S P ERA WHIP	IP WLS BF H R ER SO BB IBB HBP BLK WP HR S P ERA WHIP	IP WLS BF H R ER SO BB IBB HBP BLK WP HR S P ERA WHIP	IP WLS BF H R ER SO BB IBB HBP BLK WP HR S P ERA WHIP	IP WLS BF H R ER SO BB IBB HBP BLK WP HR S P ERA WHIP			
31 Cliff Lee, L ERA: 6.75	6.0	W 29	7	1	1	4	3	0	1	0	0	0	0	0	0	0	0	23	41	4.50	2.000			
53 Rafael Perez, L ERA: 14.14	2.0	10	1	1	1	2	3	0	1	0	0	0	0	0	0	0	0	0	0	0	23	41	4.50	2.000
63 Rafael Betancourt, R ERA: 3.0	1.0	5	1	0	0	0	2	0	0	0	0	0	0	0	0	0	0	0	0	0	16	28	0.00	3.000



Batter	1	2	3	4	5	6	7	8	9	AB	R	H	RBI	BB	SO	LOB	TOP										
24 Grady Sizemore, L (1, 8) OBP: 0.345, SLG: 0.489	G4-3		G4-6-3																								
7 Mark DeRosa, R (1, 5) OBP: 0.286, SLG: 0.364	HR																										
41 Victor Martinez, S (1, 2) OBP: 0.453, SLG: 0.644																											
48 Travis Hafner, L (1, 10) OBP: 0.395, SLG: 0.645	G4-6-3																										
25 Ryan Garko, R (1, 3) OBP: 0.448, SLG: 0.364																											
17 Shin-Soo Choo, L (1, 9) OBP: 0.400, SLG: 0.417																											
12 Ben Francisco, R (1, 7) OBP: 0.250, SLG: 0.303																											
4 Tony Graffanino, R (1, 4) OBP: 0.235, SLG: 0.250																											
26 Trevor Crowe, S (9, PR) OBP: 0.316, SLG: 0.263																											
Asdrubal Cabrera, S (1, 6) OBP: 0.421, SLG: 0.387																											
<b>Inning Stats</b>	R: 1 H: 2 E: 0 K: 0 S: 8	H: 2 LOB: 0 BB: 0 P: 12	R: 0 H: 0 E: 0 K: 2 S: 10	H: 0 LOB: 1 BB: 1 P: 20	R: 0 H: 0 E: 0 K: 1 S: 7	H: 0 LOB: 0 BB: 1 P: 15	R: 1 H: 1 E: 0 K: 1 S: 13	H: 1 LOB: 2 BB: 2 P: 28	R: 3 H: 3 E: 0 K: 0 S: 13	H: 3 LOB: 1 BB: 1 P: 25	R: 0 H: 0 E: 0 K: 1 S: 10	H: 0 LOB: 0 BB: 0 P: 14	R: 0 H: 1 E: 0 K: 0 S: 5	H: 0 LOB: 0 BB: 0 P: 9	R: 0 H: 0 E: 0 K: 2 S: 8	H: 0 LOB: 2 BB: 0 P: 19	1B: 7 2B: 1 3B: 0 HR: 1	SF: 1 SAC: 0 DP: 3 HBP: 0	WP: 1 PB: 0 SB: 1 CS: 0	PA: 38							
<b>PITCHER</b>	IP	WLS	BF	H	R	ER	SO	BB	IBB	HBP	BLK	WP	HR	S	P	ERA	WHIP										
62 Joba Chamberlain, R (1, 1) ERA: 5.08	4.2		23	6	5	5	4	5	0	0	0	1	1	46	93	9.64	2.357										
48 Phil Coke, L (5, 1) ERA: 6.75	1.1		5	1	0	0	1	0	0	0	0	0	0	16	23	0.00	0.750										
63 Jonathan Albaladejo, R (7, 1) ERA: 3.68	1.0		2	0	0	0	0	0	0	0	0	0	0	4	7	0.00	0.000										
38 Brian Bruney, R (8, 1) ERA: 3.0	1.0	W	3	0	0	0	2	0	0	0	0	0	0	8	11	0.00	0.000										
42 Mariano Rivera, R (9, 1) ERA:	1.0	S	5	2	0	0	2	0	0	0	0	0	0	13	19	0.00	2.000										

**Cleveland Indians @ New York Yankees**  
 Yankee Stadium, Bronx, NY  
 Fri Apr 17 2009, 1:05 PM EDT  
 Att: 45,101 - Sunny - 63 F


AB 32  
 R 5  
 H 9  
 RBI 5  
 BB 5  
 SO 9  
 LOB 14



Batter	1	2	3	4	5	6	7	8	9	AB	R	H	RBI	BB	SO	LOB	BOTTOM										
2 Derek Jeter, R (1, 6) OBP: 0.340, SLG: 0.500	G1-3		G4-3																								
18 Johnny Damon, L (1, 7) OBP: 0.366, SLG: 0.457																											
25 Mark Teixeira, S (1, 3) OBP: 0.333, SLG: 0.464																											
33 Nick Swisher, S (1, 10) OBP: 0.463, SLG: 0.914																											
20 Jorge Posada, S (1, 2) OBP: 0.333, SLG: 0.545																											
26 José Molina, R (9, 2) OBP: 0.250, SLG: 0.200																											
24 Robinson Canó, L (1, 4) OBP: 0.488, SLG: 0.667																											
53 Melky Cabrera, S (1, 9) OBP: 0.333, SLG: 0.500																											
12 Cody Ransom, R (1, 5) OBP: 0.171, SLG: 0.182																											
55 Hideki Matsui, L (8, PH) OBP: 0.303, SLG: 0.296																											
19 Ramiro Pena, S (9, 5) OBP: 0.333, SLG: 0.143																											
11 Brett Gardner, L (1, 8) OBP: 0.300, SLG: 0.342																											
<b>Inning Stats</b>	R: 0 H: 1 E: 0 K: 0 S: 9	H: 1 LOB: 2 BB: 1 P: 17	R: 0 H: 0 E: 0 K: 1 S: 7	H: 0 LOB: 0 BB: 0 P: 13	R: 2 H: 2 E: 0 K: 0 S: 13	H: 2 LOB: 0 BB: 0 P: 24	R: 1 H: 1 E: 0 K: 0 S: 9	H: 1 LOB: 0 BB: 0 P: 14	R: 0 H: 1 E: 0 K: 0 S: 10	H: 1 LOB: 3 BB: 2 P: 23	R: 1 H: 2 E: 0 K: 1 S: 13	H: 2 LOB: 1 BB: 0 P: 17	R: 1 H: 0 E: 1 K: 1 S: 17	H: 0 LOB: 2 BB: 2 P: 31	R: 1 H: 1 E: 0 K: 2 S: 16	H: 1 LOB: 1 BB: 1 P: 28	1B: 3 2B: 0 3B: 0 HR: 5	SF: 0 SAC: 0 DP: 0 HBP: 0	WP: 0 PB: 0 SB: 2 CS: 0	PA: 39							
<b>PITCHER</b>	IP	WLS	BF	H	R	ER	SO	BB	IBB	HBP	BLK	WP	HR	S	P	ERA	WHIP										
27 Anthony Reyes, R (1, 1) ERA: 5.73	5.0		23	5	3	3	1	3	0	0	0	0	1	9	12	13.50	3.000										
57 Zach Jackson, L (6, 1) ERA: 5.79	0.2	H	4	2	1	1	0	0	0	0	0	0	0	4	5	0.00	0.000										
38 Joe Smith, R (6, 1) ERA: 2.45	0.1	H	1	0	0	0	1	0	0	0	0	0	0	4	5	0.00	0.000										
39 Vinnie Chulk, R (7, 1) ERA: 4.5	1.0	B	6	0	1	0	1	2	0	0	0	0	0	17	31	0.00	2.000										
50 Jensen Lewis, R (8, 1) ERA: 7.11	1.0	L	5	1	1	1	2	1	0	0	0	0	0	16	28	9.00	2.000										

**Cleveland Indians @ New York Yankees**  
 Yankee Stadium, Bronx, NY  
 Fri Apr 17 2009, 1:05 PM EDT  
 Att: 45,101 - Sunny - 63 F

AB 33  
 R 6  
 H 8  
 RBI 5  
 BB 6  
 SO 5  
 LOB 17





Batter	1	2	3	4	5	6	7	8	9	AB	R	H	RBI	BB	SO	LOB	TOP										
24 Grady Sizemore, L (1, 8) OBP: 0.383, SLG: 0.608 26 Trevor Crowe, S (5, 8) OBP: 0.333, SLG: 0.286										4	3	1	1	1	1	0	<p><b>Cleveland Indians @ New York Yankees</b>  <b>Yankee Stadium, Bronx, NY</b>            Sat Apr 18 2009, 3:40 PM EDT            Att: 45,167 - Partly Cloudy - 75 F</p> <p>livebaseballscorecards.com</p> <p>AB 52 R 22 H 25 RBI 22 BB 6 SO 10 LOB 24</p>										
7 Mark DeRosa, R (1, 5) OBP: 0.321, SLG: 0.471										7	2	4	6	0	1	0											
41 Victor Martinez, S (1, 2) OBP: 0.466, SLG: 0.694 10 Kelly Shoppach, R (7, 2) OBP: 0.348, SLG: 0.524										4	2	2	2	1	0	0											
48 Travis Hafner, L (1, 10) OBP: 0.400, SLG: 0.711										7	3	3	1	0	2	6											
2 Jhonny Peralta, R (1, 6) OBP: 0.404, SLG: 0.452										5	3	3	2	1	0	3											
17 Shin-Soo Choo, L (1, 9) OBP: 0.412, SLG: 0.475										4	2	1	3	2	2	4											
25 Ryan Garko, R (1, 3) OBP: 0.429, SLG: 0.357										6	1	2	1	0	0	1											
12 Ben Francisco, R (1, 7) OBP: 0.286, SLG: 0.368										5	3	2	0	1	2	6											
Asdrubal Cabrera, S (1, 4) OBP: 0.455, SLG: 0.514										6	3	4	5	0	1	1											
<b>Inning Stats</b>	R: 0 E: 0 K: 1 S: 11	H: 0 LOB: 0 BB: 0 P: 16	R: 14 E: 0 K: 2 S: 42	H: 13 LOB: 0 BB: 1 P: 69	R: 1 E: 0 K: 0 S: 10	H: 2 LOB: 2 BB: 1 P: 18	R: 1 E: 0 K: 2 S: 21	H: 3 LOB: 3 BB: 1 P: 32	R: 4 E: 0 K: 2 S: 18	H: 2 LOB: 0 BB: 2 P: 35	R: 0 E: 0 K: 2 S: 11	H: 0 LOB: 1 BB: 1 P: 20	R: 0 E: 0 K: 0 S: 6	H: 0 LOB: 0 BB: 0 P: 8	R: 1 E: 0 K: 0 S: 9	H: 1 LOB: 0 BB: 0 P: 15		R: 1 E: 0 K: 1 S: 14	H: 4 LOB: 3 BB: 0 P: 23	1B: 12 2B: 7 3B: 0 HR: 6	SF: 0 SAC: 0 DP: 0 HBP: 0	WP: 2 PB: 0 SB: 0 CS: 0	PA: 58				
<b>PITCHER</b>	IP	WLS	BF	H	R	ER	SO	BB	IBB	HBP	BLK	WP	HR	S	P	ERA	WHIP										
40 Chien-Ming Wang, R (1, 1) ERA: 34.5	1.2	L	12	8	8	8	1	0	0	0	0	1	1	34	60	54.00	6.000										
67 Anthony Claggett, R (2, 1) ERA: 43.2	1.1		16	9	8	8	2	2	0	0	0	1	2	34	60	43.20	6.600										
36 Edwar Ramirez, R (4, 1) ERA: 0.44	2.0		12	3	4	4	4	3	0	0	0	0	2	34	58	18.00	3.000										
41 Jose Veras, R (6, 1) ERA: 8.53	3.0		11	1	1	1	2	1	0	0	0	0	1	26	43	3.00	0.667										
43 Damaso Marte, L (9, 1) ERA: 21.9	1.0		7	4	1	1	1	0	0	0	0	0	0	14	23	9.00	4.000										

Batter	1	2	3	4	5	6	7	8	9	AB	R	H	RBI	BB	SO	LOB	BOTTOM										
2 Derek Jeter, R (1, 6) OBP: 0.327, SLG: 0.479 12 Cody Ransom, R (4, 5) OBP: 0.184, SLG: 0.250										2	0	0	0	0	0	0	<p><b>Cleveland Indians @ New York Yankees</b>  <b>Yankee Stadium, Bronx, NY</b>            Sat Apr 18 2009, 3:40 PM EDT            Att: 45,167 - Partly Cloudy - 75 F</p> <p>livebaseballscorecards.com</p> <p>AB 33 R 4 H 7 RBI 4 BB 5 SO 1 LOB 11</p>										
18 Johnny Damon, L (1, 10) OBP: 0.372, SLG: 0.444 55 Hideki Matsui, L (5, FH) OBP: 0.361, SLG: 0.357										1	1	0	0	1	1	0											
25 Mark Teixeira, S (1, 3) OBP: 0.333, SLG: 0.548 26 José Molina, R (6, 2) OBP: 0.222, SLG: 0.176										3	1	1	2	0	0	1											
33 Nick Swisher, S (1, 9) OBP: 0.444, SLG: 0.842										3	0	0	0	1	0	0											
20 Jorge Posada, S (1, 2) OBP: 0.326, SLG: 0.514										4	0	1	0	0	0	0											
24 Robinson Canó, L (1, 4) OBP: 0.451, SLG: 0.630										4	1	1	0	0	0	2											
53 Melky Cabrera, S (1, 7) OBP: 0.368, SLG: 0.647										3	1	1	2	1	0	0											
11 Brett Gardner, L (1, 8) OBP: 0.295, SLG: 0.317										3	0	0	0	1	0	3											
19 Ramiro Pena, S (1, 5) OBP: 0.308, SLG: 0.182										4	0	1	0	0	0	0											
<b>Inning Stats</b>	R: 2 E: 0 K: 0 S: 11	H: 1 LOB: 0 BB: 1 P: 20	R: 0 E: 0 K: 0 S: 8	H: 0 LOB: 0 BB: 0 P: 11	R: 0 E: 0 K: 1 S: 8	H: 0 LOB: 0 BB: 1 P: 13	R: 0 E: 1 K: 0 S: 9	H: 1 LOB: 3 BB: 2 P: 21	R: 0 E: 0 K: 0 S: 9	H: 1 LOB: 1 BB: 0 P: 16	R: 2 E: 0 K: 0 S: 12	H: 3 LOB: 2 BB: 1 P: 22	R: 0 E: 0 K: 0 S: 4	H: 0 LOB: 0 BB: 0 P: 8	R: 0 E: 0 K: 0 S: 7	H: 0 LOB: 0 BB: 0 P: 12		R: 0 E: 0 K: 0 S: 9	H: 1 LOB: 2 BB: 1 P: 19	1B: 3 2B: 1 3B: 1 HR: 2	SF: 0 SAC: 0 DP: 1 HBP: 1	WP: 0 PB: 0 SB: 0 CS: 0	PA: 39				
<b>PITCHER</b>	IP	WLS	BF	H	R	ER	SO	BB	IBB	HBP	BLK	WP	HR	S	P	ERA	WHIP										
55 Roberto Hernandez, R (1, 1) ERA: 7.68	6.0	W	28	6	4	4	1	4	0	0	0	0	0	11	20	0.00	0.000										
30 Masa Kobayashi, R (7, 1) ERA: 1.35	2.0		6	0	0	0	0	0	0	1	0	0	0	11	20	0.00	0.000										
39 Vinnie Chulk, R (9, 1) ERA: 3.6	1.0		5	1	0	0	0	1	0	0	0	0	0	9	19	0.00	2.000										







Batter	1	2	3	4	5	6	7	8	9	AB	R	H	RBI	BB	SO	LOB	TOP			
2 Coco Crisp, S OBP: 0.375, SLG: 0.556										5	2	2	0	0	0	5				
30 Mike Aviles, R OBP: 0.200, SLG: 0.229										3	0	0	0	0	2	1				
Brayan Peña, S OBP: 0.333, SLG: 0.667										1	1	1	0	0	0	0				
1 Tony Pena Jr., R (8, 6)										0	0	0	0	0	0	0				
35 Mitch Maier, L (9, PH)										1	0	0	0	0	1	1				
9 David DeJesus, L OBP: 0.316, SLG: 0.423										5	2	2	3	0	1	2				
16 Billy Butler, R OBP: 0.333, SLG: 0.293										3	1	1	0	2	1	0				
24 Mark Teahen, L OBP: 0.426, SLG: 0.468										3	1	2	2	0	0	1				
17 Mike Jacobs, L OBP: 0.383, SLG: 0.698										4	0	3	1	0	0	2				
13 Alberto Callaspo, S OBP: 0.395, SLG: 0.457										3	0	1	1	0	0	2				
21 Miguel Olivo, R OBP: 0.143, SLG: 0.286										4	0	0	0	0	0	4				
8 Willie Bloomquist, R OBP: 0.375, SLG: 0.333										2	0	1	0	2	0	0				
<b>Inning Stats</b>	R: 1 E: 0 K: 2 S: 17	H: 2 LOB: 2 BB: 1 P: 29	R: 0 E: 0 K: 0 S: 8	H: 1 LOB: 1 BB: 0 P: 11	R: 0 E: 1 K: 0 S: 7	H: 0 LOB: 0 BB: 0 P: 11	R: 0 E: 0 K: 0 S: 5	H: 1 LOB: 1 BB: 0 P: 9	R: 0 E: 0 K: 1 S: 7	H: 0 LOB: 0 BB: 1 P: 13	R: 0 E: 0 K: 0 S: 12	H: 2 LOB: 2 BB: 1 P: 22	R: 4 E: 0 K: 0 S: 15	H: 4 LOB: 0 BB: 1 P: 25	R: 2 E: 0 K: 2 S: 14	H: 2 LOB: 0 BB: 0 P: 18	1B: 9 2B: 3 3B: 0 HR: 1	SF: 1 SAC: 0 DP: 6 HBP: 1	WP: 0 PB: 0 SB: 1 CS: 0	PA: 40
<b>PITCHER</b>	IP	WLS	BF	H	R	ER	SO	BB	IBB	HBP	BLK	WP	HR	S	P	ERA	WHIP			
32 Aaron Laffey, L ERA: 2.19	7.0	W	28	7	1	1	3	3	0	1	0	0	0	64	104	1.29	1.429			
36 Joe Smith, R ERA: 9.52	0.0		3	2	3	3	0	1	0	0	0	0	0	8	15	∞	∞			
30 Masa Kobayashi, R ERA: 2.7	0.0		2	2	0	0	0	0	0	0	0	0	0	3	4	∞	∞			
50 Jensen Lewis, R ERA: 7.04	1.0	H	2	0	1	1	0	0	0	0	0	0	0	4	6	9.00	0.000			
34 Kerry Wood, R ERA: 6.23	1.0	S	5	2	2	2	2	0	0	0	0	0	1	14	18	18.00	2.000			

Kansas City Royals @ Cleveland Indians  
Progressive Field, Cleveland, OH  
Tue Apr 21 2009, 7:05 PM EDT  
Att: 11,408 - Overcast - 48 F

AB 34  
R 7  
H 13  
RBI 7  
BB 4  
SO 5  
LOB 18



Batter	1	2	3	4	5	6	7	8	9	AB	R	H	RBI	BB	SO	LOB	BOTTOM			
24 Grady Sizemore, L OBP: 0.386, SLG: 0.603										4	2	1	3	1	0	2				
7 Mark DeRosa, R OBP: 0.323, SLG: 0.431										3	3	1	0	2	1	3				
41 Victor Martinez, S OBP: 0.463, SLG: 0.707										5	1	4	2	0	0	0				
48 Travis Hafner, L OBP: 0.407, SLG: 0.644										3	0	1	0	1	1	0				
2 Johnny Peralta, R OBP: 0.375, SLG: 0.388										4	0	0	1	1	1	6				
17 Shin-Soo Choo, L OBP: 0.407, SLG: 0.500										3	0	0	0	1	1	5				
25 Ryan Garko, R OBP: 0.429, SLG: 0.424										3	0	0	0	1	0	3				
12 Ben Francisco, R OBP: 0.304, SLG: 0.366										3	1	1	0	1	1	1				
Asdrubal Cabrera, S OBP: 0.462, SLG: 0.476										3	1	1	0	1	1	1				
<b>Inning Stats</b>	R: 1 E: 0 K: 1 S: 12	H: 1 LOB: 3 BB: 3 P: 26	R: 0 E: 0 K: 1 S: 8	H: 0 LOB: 0 BB: 0 P: 14	R: 1 E: 0 K: 0 S: 9	H: 3 LOB: 1 BB: 0 P: 15	R: 4 E: 0 K: 2 S: 20	H: 4 LOB: 2 BB: 1 P: 38	R: 0 E: 0 K: 1 S: 10	H: 0 LOB: 2 BB: 2 P: 23	R: 0 E: 0 K: 1 S: 12	H: 0 LOB: 1 BB: 1 P: 21	R: 0 E: 0 K: 0 S: 7	H: 0 LOB: 0 BB: 1 P: 12	R: 2 E: 0 K: 0 S: 11	H: 1 LOB: 0 BB: 1 P: 19	1B: 7 2B: 1 3B: 0 HR: 2	SF: 0 SAC: 0 DP: 2 HBP: 1	WP: 1 PB: 1 SB: 0 CS: 0	PA: 41
<b>PITCHER</b>	IP	WLS	BF	H	R	ER	SO	BB	IBB	HBP	BLK	WP	HR	S	P	ERA	WHIP			
47 Sidney Ponson, R ERA: 7.04	3.1	L	21	8	6	6	2	4	0	0	0	0	1	43	80	16.20	3.600			
51 Robinson Tejeda, R ERA: 8.59	1.0		6	0	0	0	3	2	0	1	1	1	0	13	31	0.00	2.000			
52 Horacio Ramirez, L ERA: 8.59	1.2		6	0	0	0	1	1	0	0	0	0	0	15	26	0.00	0.600			
40 Kyle Farnsworth, R ERA: 14.54	1.0		3	0	0	0	0	1	0	0	0	0	0	7	12	0.00	1.000			
37 Juan Cruz, R ERA: 2.7	1.0		5	1	2	2	0	1	0	0	0	0	1	11	19	18.00	2.000			

Kansas City Royals @ Cleveland Indians  
Progressive Field, Cleveland, OH  
Tue Apr 21 2009, 7:05 PM EDT  
Att: 11,408 - Overcast - 48 F

AB 31  
R 8  
H 9  
RBI 6  
BB 9  
SO 6  
LOB 21







Batter	1	2	3	4	5	6	7	8	9	AB	R	H	RBI	BB	SO	LOB	TOP					
2 Coco Crisp, S OBP: 0.383, SLG: 0.571										4	1	2	0	0	0	4	<b>Kansas City Royals @ Cleveland Indians</b> Progressive Field, Cleveland, OH Wed Apr 22 2009, 7:05 PM EDT Att: 13,509 - Cloudy - 48 F					
30 Mike Aviles, R OBP: 0.185, SLG: 0.212										4	0	0	0	0	2							
9 David DeJesus, L OBP: 0.295, SLG: 0.400										3	0	0	1	0	0							
16 Billy Butler, R OBP: 0.346, SLG: 0.295										3	0	1	0	1	0							
24 Mark Teahen, L OBP: 0.414, SLG: 0.471										4	0	1	0	0	1							
17 Mike Jacobs, L OBP: 0.373, SLG: 0.660										4	1	1	0	0	1							
13 Alberto Callaspo, S OBP: 0.403, SLG: 0.462										4	0	2	0	0	0							
21 Miguel Olivo, R OBP: 0.156, SLG: 0.281									4	0	1	0	0	1	2							
8 Willie Bloomquist, R OBP: 0.370, SLG: 0.333										3	0	1	1	0	1	2						
35 Mitch Maier, L OBP: 0.156, SLG: 0.281										0	0	0	0	0	0							
<b>Inning Stats</b>	R: 1 E: 0 K: 1 S: 15	H: 1 LOB: 1 BB: 1 P: 21	R: 0 E: 0 K: 1 S: 7	H: 0 LOB: 0 BB: 0 P: 10	R: 0 E: 0 K: 1 S: 14	H: 1 LOB: 1 BB: 0 P: 18	R: 0 E: 0 K: 0 S: 6	H: 0 LOB: 0 BB: 0 P: 9	R: 0 E: 0 K: 1 S: 9	H: 2 LOB: 1 BB: 0 P: 14	R: 0 E: 0 K: 0 S: 6	H: 0 LOB: 0 BB: 0 P: 8	R: 1 E: 0 K: 0 S: 14	H: 3 LOB: 2 BB: 0 P: 22	R: 0 E: 0 K: 1 S: 14	H: 2 LOB: 2 BB: 0 P: 20	R: 0 E: 0 K: 1 S: 8	H: 0 LOB: 0 BB: 0 P: 13	1B: 7 2B: 3 3B: 0 HR: 0	SF: 1 SAC: 0 DP: 1 HBP: 0	WP: 0 PB: 0 SB: 0 CS: 0	PA: 35
<b>PITCHER</b>	IP WLS BF H R ER SO BB IBB HBP BLK WP HR S P ERA WHIP																					
31 Cliff Lee, L ERA: 5.25	(1, 1)	8.0 L 32 9 2 2 5 1 0 0 0 0 0 0 85 122 2.25 1.250																				
49 Tony Sipp, L ERA:	(9, 1)	1.0 3 0 0 0 1 0 0 0 0 0 0 0 8 13 0.00 0.000																				

Batter	1	2	3	4	5	6	7	8	9	AB	R	H	RBI	BB	SO	LOB	BOTTOM					
24 Grady Sizemore, L OBP: 0.378, SLG: 0.581										4	0	1	0	0	0	1	<b>Kansas City Royals @ Cleveland Indians</b> Progressive Field, Cleveland, OH Wed Apr 22 2009, 7:05 PM EDT Att: 13,509 - Cloudy - 48 F					
7 Mark DeRosa, R OBP: 0.304, SLG: 0.403									4	0	0	0	0	0	2							
41 Victor Martinez, S OBP: 0.465, SLG: 0.694										4	0	2	0	0	0							
48 Travis Hafner, L OBP: 0.397, SLG: 0.612										4	0	1	0	0	0	1						
2 Johnny Peralta, R OBP: 0.367, SLG: 0.365										3	0	0	0	1	0	3						
17 Shin-Soo Choo, L OBP: 0.413, SLG: 0.490										3	0	1	0	1	0	3						
10 Kelly Shoppach, R OBP: 0.355, SLG: 0.444										3	0	0	0	1	5							
26 Trevor Crowe, S OBP: 0.276, SLG: 0.231										4	0	0	0	2	3							
Asdrubal Cabrera, S OBP: 0.455, SLG: 0.455										2	0	0	0	1	0	1						
<b>Inning Stats</b>	R: 0 E: 0 K: 0 S: 9	H: 0 LOB: 0 BB: 0 P: 14	R: 0 E: 0 K: 0 S: 9	H: 0 LOB: 1 BB: 1 P: 14	R: 0 E: 0 K: 0 S: 11	H: 1 LOB: 0 BB: 0 P: 15	R: 0 E: 0 K: 1 S: 9	H: 2 LOB: 2 BB: 0 P: 14	R: 0 E: 0 K: 0 S: 7	H: 0 LOB: 1 BB: 1 P: 15	R: 0 E: 0 K: 0 S: 13	H: 1 LOB: 1 BB: 0 P: 22	R: 0 E: 0 K: 1 S: 6	H: 0 LOB: 0 BB: 0 P: 12	R: 0 E: 0 K: 0 S: 3	H: 0 LOB: 0 BB: 0 P: 4	R: 0 E: 0 K: 1 S: 12	H: 1 LOB: 2 BB: 1 P: 19	1B: 5 2B: 0 3B: 0 HR: 0	SF: 0 SAC: 0 DP: 1 HBP: 1	WP: 0 PB: 1 SB: 1 CS: 0	PA: 35
<b>PITCHER</b>	IP WLS BF H R ER SO BB IBB HBP BLK WP HR S P ERA WHIP																					
19 Brian Bannister, R ERA:	(1, 1)	6.0 W 24 4 0 0 0 1 2 0 0 0 0 0 94 0.00 1.000																				
34 Jamey Wright, R ERA:	(7, 1)	2.0 H 6 0 0 0 1 0 0 1 0 0 0 9 16 0.00 0.000																				
4B Joaquin Soria, R ERA: 1.8	(9, 1)	1.0 S 5 1 0 0 1 1 0 0 0 0 0 0 12 19 0.00 2.000																				

**AB 33**  
**R 2**  
**H 9**  
**RBI 2**  
**BB 1**  
**SO 6**  
**LOB 12**



**AB 31**  
**R 0**  
**H 5**  
**RBI 0**  
**BB 3**  
**SO 3**  
**LOB 19**









Batter	1	2	3	4	5	6	7	8	9	AB	R	H	RBI	BB	SO	LOB	TOP																
2 Denard Span, L OBP: 0.408, SLG: 0.419											5	2	2	0	0	0	1																
25 Alexi Casilla, S OBP: 0.228, SLG: 0.222											5	0	1	0	0	0	4																
33 Justin Morneau, L OBP: 0.356, SLG: 0.574											5	1	1	2	0	2	4																
16 Jason Kubel, L OBP: 0.362, SLG: 0.564										3	0	1	1	1	1	0																	
24 Joe Crede, R OBP: 0.302, SLG: 0.311										3	1	1	1	1	1	1																	
5 Michael Cuddyer, R OBP: 0.254, SLG: 0.306										4	0	1	0	0	3	4																	
21 Delmon Young, R OBP: 0.262, SLG: 0.308										4	0	0	0	0	1	2																	
22 Carlos Gómez, R OBP: 0.250, SLG: 0.316										0	0	0	0	0	0	0																	
58 Jose Morales, S OBP: 0.333, SLG: 0.357										4	0	2	1	0	0	0																	
8 Nick Punto, S OBP: 0.358, SLG: 0.267										3	1	1	0	1	1	2																	
<b>Inning Stats</b>	R: 1 H: 2 E: 0 K: 1 S: 14	WLS: 2 BF: 27 LOB: 1 BB: 0 P: 23	R: 0 H: 0 E: 0 K: 1 S: 8	ER: 0 LOB: 0 BB: 0 P: 12	R: 0 H: 0 E: 0 K: 0 S: 7	LOB: 0 BB: 1 P: 13	R: 0 H: 2 E: 1 K: 3 S: 17	ER: 2 LOB: 2 BB: 1 P: 28	R: 0 H: 1 E: 0 K: 2 S: 13	LOB: 1 BB: 0 P: 17	R: 0 H: 4 E: 0 K: 1 S: 13	ER: 2 LOB: 3 BB: 1 P: 24	R: 0 H: 0 E: 0 K: 0 S: 11	LOB: 0 BB: 0 P: 16	R: 0 H: 0 E: 0 K: 1 S: 7	LOB: 0 BB: 0 P: 10	1B: 8 2B: 1 3B: 0 HR: 1	SF: 0 SAC: 0 DP: 2 HBP: 0	WP: 1 PB: 0 SB: 0 CS: 0	PA: 39													
<b>PITCHER</b>	IP: 6.0 WLS: L BF: 27 ERA: 7.36 ERA+: 5.4	WLS: L BF: 27 LOB: 1 BB: 0 P: 23	H: 8 R: 5 ER: 4 SO: 7	H: 5 R: 4 ER: 0 SO: 1	BB: 2 IBB: 0 HBP: 0 BLK: 0	IBB: 0 HBP: 0 BLK: 0	WP: 1 HR: 1 S: 66 P: 104	ERA: 6.00 WHIP: 1.667	IP: 7.1 WLS: L BF: 6 ERA: 5.4	WLS: L BF: 6 LOB: 1 BB: 0 P: 23	H: 2 R: 0 ER: 0 SO: 1	H: 2 R: 0 ER: 0 SO: 1	BB: 0 IBB: 0 HBP: 0 BLK: 0	IBB: 0 HBP: 0 BLK: 0	WP: 0 HR: 0 S: 18 P: 26	ERA: 0.00 WHIP: 0.000	<b>PITCHER</b>	IP: 6.0 WLS: L BF: 27 ERA: 7.36 ERA+: 5.4	WLS: L BF: 27 LOB: 1 BB: 0 P: 23	H: 8 R: 5 ER: 4 SO: 7	H: 5 R: 4 ER: 0 SO: 1	BB: 2 IBB: 0 HBP: 0 BLK: 0	IBB: 0 HBP: 0 BLK: 0	WP: 1 HR: 1 S: 66 P: 104	ERA: 6.00 WHIP: 1.667	IP: 7.1 WLS: L BF: 6 ERA: 5.4	WLS: L BF: 6 LOB: 1 BB: 0 P: 23	H: 2 R: 0 ER: 0 SO: 1	H: 2 R: 0 ER: 0 SO: 1	BB: 0 IBB: 0 HBP: 0 BLK: 0	IBB: 0 HBP: 0 BLK: 0	WP: 0 HR: 0 S: 18 P: 26	ERA: 0.00 WHIP: 0.000
55 Roberto Hernandez, R ERA: 7.36	6.0	L	27	8	5	4	7	2	0	0	0	0	1	1	66	104	6.00	1.667															
63 Rafael Betancourt, R ERA: 5.4	7.1	L	6	2	0	0	1	0	1	0	0	0	0	0	10	18	0.00	2.000															
39 Vinnie Chulk, R ERA: 2.57	8.1	L	6	0	0	0	1	0	0	0	0	0	0	0	18	26	0.00	0.000															
<b>Batter</b>	<b>1</b>	<b>2</b>	<b>3</b>	<b>4</b>	<b>5</b>	<b>6</b>	<b>7</b>	<b>8</b>	<b>9</b>	<b>AB</b>	<b>R</b>	<b>H</b>	<b>RBI</b>	<b>BB</b>	<b>SO</b>	<b>LOB</b>	<b>BOTTOM</b>																
24 Grady Sizemore, L OBP: 0.378, SLG: 0.600											4	0	2	1	0	1	1																
7 Mark DeRosa, R OBP: 0.286, SLG: 0.371											4	0	1	0	0	0	1																
41 Victor Martinez, S OBP: 0.443, SLG: 0.657											4	0	1	0	0	0	3																
48 Travis Hafner, L OBP: 0.381, SLG: 0.574											4	0	0	0	0	2	0																
2 Jhonny Peralta, R OBP: 0.328, SLG: 0.322												4	0	0	0	0	2	0															
17 Shin-Soo Choo, L OBP: 0.394, SLG: 0.491										4	0	1	0	0	2	0																	
25 Ryan Garko, R OBP: 0.408, SLG: 0.425												4	0	1	0	0	1																
12 Ben Francisco, R OBP: 0.308, SLG: 0.383										3	0	0	0	0	0	1																	
Asdrubal Cabrera, S OBP: 0.443, SLG: 0.460										3	1	2	0	0	0	0																	
<b>Inning Stats</b>	R: 0 H: 1 E: 0 K: 0 S: 13	WLS: W BF: 26 LOB: 1 BB: 0 P: 23	R: 0 H: 0 E: 0 K: 1 S: 9	ER: 0 LOB: 0 BB: 0 P: 11	R: 1 H: 3 E: 0 K: 0 S: 13	LOB: 2 BB: 0 P: 17	R: 0 H: 0 E: 0 K: 2 S: 9	ER: 0 LOB: 0 BB: 0 P: 13	R: 0 H: 1 E: 0 K: 0 S: 5	LOB: 1 BB: 0 P: 6	R: 0 H: 0 E: 0 K: 0 S: 12	LOB: 0 BB: 0 P: 17	R: 0 H: 1 E: 0 K: 1 S: 8	LOB: 1 BB: 0 P: 12	R: 0 H: 1 E: 0 K: 1 S: 9	LOB: 1 BB: 0 P: 14	R: 0 H: 1 E: 0 K: 2 S: 16	LOB: 1 BB: 0 P: 26	1B: 5 2B: 3 3B: 0 HR: 0	SF: 0 SAC: 0 DP: 0 HBP: 0	WP: 0 PB: 0 SB: 0 CS: 0	PA: 34											
<b>PITCHER</b>	IP: 7.0 WLS: W BF: 26 ERA: 4.44	WLS: W BF: 26 LOB: 1 BB: 0 P: 23	H: 6 R: 1 ER: 1 SO: 4	H: 1 R: 0 ER: 0 SO: 1	BB: 0 IBB: 0 HBP: 0 BLK: 0	IBB: 0 HBP: 0 BLK: 0	WP: 0 HR: 0 S: 9 P: 14	ERA: 1.29 WHIP: 0.857	IP: 8.1 WLS: L BF: 4 ERA: 4.44	WLS: L BF: 4 LOB: 1 BB: 0 P: 23	H: 1 R: 0 ER: 0 SO: 1	H: 1 R: 0 ER: 0 SO: 1	BB: 0 IBB: 0 HBP: 0 BLK: 0	IBB: 0 HBP: 0 BLK: 0	WP: 0 HR: 0 S: 9 P: 14	ERA: 0.00 WHIP: 1.000	IP: 9.1 WLS: L BF: 4 ERA: 1.5	WLS: L BF: 4 LOB: 1 BB: 0 P: 23	H: 1 R: 0 ER: 0 SO: 2	H: 1 R: 0 ER: 0 SO: 1	BB: 0 IBB: 0 HBP: 0 BLK: 0	IBB: 0 HBP: 0 BLK: 0	WP: 0 HR: 0 S: 16 P: 26	ERA: 0.00 WHIP: 1.000									
53 Nick Blackburn, R ERA: 4.44	7.0	W	26	6	1	1	4	0	0	0	0	0	0	0	9	14	0.00	1.000															
50 Jose Mijares, L ERA: 4.44	8.1	L	4	1	0	0	1	0	0	0	0	0	0	0	9	14	0.00	1.000															
36 Joe Nathan, R ERA: 1.5	9.1	L	4	1	0	0	2	0	0	0	0	0	0	0	16	26	0.00	1.000															

Minnesota Twins @ Cleveland Indians  
Progressive Field, Cleveland, OH  
Fri Apr 24, 2009, 7:05 PM EDT  
Att: 20,219 - Cloudy - 82 F

livebaseballscorecards.com

AB 36  
R 5  
H 10  
RBI 5  
BB 3  
SO 9  
LOB 18

Minnesota Twins @ Cleveland Indians  
Progressive Field, Cleveland, OH  
Fri Apr 24, 2009, 7:05 PM EDT  
Att: 20,219 - Cloudy - 82 F

livebaseballscorecards.com

AB 34  
R 1  
H 8  
RBI 1  
BB 0  
SO 7  
LOB 10



Batter	1	2	3	4	5	6	7	8	9	AB	R	H	RBI	BB	SO	LOB	TOP											
2 Denard Span, L OBP: 0.382, SLG: 0.394 (1, 8)										4	0	0	1	0	1	2	<b>Minnesota Twins @ Cleveland Indians</b> Progressive Field, Cleveland, OH Sat Apr 25 2009, 7:05 PM EDT Att: 23,186 - Cloudy - 83 F											
25 Alexi Casilla, S OBP: 0.226, SLG: 0.220 (1, 4)										5	1	1	0	0	3	4												
33 Justin Morneau, L OBP: 0.359, SLG: 0.562 (1, 3)										5	0	2	1	0	0	2												
16 Jason Kubel, L OBP: 0.381, SLG: 0.683 (1, 10)										5	2	3	2	0	0	2												
24 Joe Crede, R OBP: 0.310, SLG: 0.380 (1, 5)										5	2	2	1	0	0	2												
5 Michael Cuddyer, R OBP: 0.284, SLG: 0.328 (1, 9)										5	1	2	0	0	1	0												
21 Delmon Young, R OBP: 0.304, SLG: 0.349 22 Carlos Gómez, R OBP: 0.244, SLG: 0.308 (7, 8)										4	1	3	1	0	0	2												
55 Mike Redmond, R OBP: 0.314, SLG: 0.258 (1, 2)										3	0	1	1	1	0	3												
8 Nick Punto, S OBP: 0.351, SLG: 0.265 (1, 6)										4	0	1	0	0	1	3												
<b>Inning Stats</b>	R: 1 H: 2 E: 0 K: 1 S: 13	H: 2 LOB: 1 BB: 0 P: 18	R: 0 H: 1 E: 0 K: 1 S: 12	H: 1 LOB: 1 BB: 0 P: 16	R: 0 H: 1 E: 0 K: 1 S: 8	H: 1 LOB: 1 BB: 0 P: 13	R: 2 H: 4 E: 0 K: 0 S: 14	H: 4 LOB: 2 BB: 0 P: 22	R: 1 H: 2 E: 0 K: 1 S: 12	H: 2 LOB: 2 BB: 0 P: 18	R: 0 H: 2 E: 0 K: 0 S: 15	H: 2 LOB: 2 BB: 0 P: 22	R: 0 H: 0 E: 0 K: 2 S: 11	H: 0 LOB: 0 BB: 0 P: 17	R: 2 H: 2 E: 0 K: 1 S: 10	H: 2 LOB: 0 BB: 0 P: 13	1B: 10 2B: 2 HR: 3	SF: 1 2B: 2 HBP: 0	WP: 0 PB: 0 CS: 0	PA: 43								
<b>PITCHER</b>	IP	WLS	BF	H	R	ER	SO	BB	IBB	HBP	BLK	WP	HR	S	P	ERA	WHIP											
44 Carl Pavano, R ERA: 9.5 (1, 1)	5.0	L	27	11	5	5	3	1	0	0	0	0	0	1	59	86	9.00	2.400										
53 Rafael Perez, L ERA: 14.63 (6, 1)	1.0		4	1	0	0	1	0	0	0	0	0	0	0	10	15	0.00	1.000										
3B Joe Smith, R ERA: 6.35 (7, 1)	2.0		7	1	0	0	2	0	0	0	0	0	0	0	23	33	0.00	0.500										
30 Masa Kobayashi, R ERA: 4.7 (9, 1)	1.0		5	2	2	2	1	0	0	0	0	0	0	2	10	13	18.00	2.000										

Batter	1	2	3	4	5	6	7	8	9	AB	R	H	RBI	BB	SO	LOB	BOTTOM										
24 Grady Sizemore, L OBP: 0.360, SLG: 0.568 (1, 8)										4	0	0	0	0	1	1	<b>Minnesota Twins @ Cleveland Indians</b> Progressive Field, Cleveland, OH Sat Apr 25 2009, 7:05 PM EDT Att: 23,186 - Cloudy - 83 F										
7 Mark DeRosa, R OBP: 0.272, SLG: 0.351 (1, 5)										4	0	0	0	0	1												
41 Victor Martinez, S OBP: 0.458, SLG: 0.676 (1, 3)										4	1	3	0	0	0	0											
48 Travis Hafner, L OBP: 0.388, SLG: 0.586 (1, 10)										4	0	2	0	0	1	2											
17 Shin-Soo Choo, L OBP: 0.400, SLG: 0.508 (1, 9)										4	0	2	0	0	1	1											
12 Ben Francisco, R OBP: 0.286, SLG: 0.353 (1, 7)										4	0	0	0	0	2	5											
10 Kelly Shoppach, R OBP: 0.343, SLG: 0.419 (1, 2)										4	0	1	1	0	2	1											
4 Tony Graffanino, R OBP: 0.190, SLG: 0.200 (1, 4)										4	0	0	0	0	1	4											
Asdrubal Cabrera, S OBP: 0.438, SLG: 0.453 (1, 6)										3	0	1	0	0	0	0											
<b>Inning Stats</b>	R: 0 H: 1 E: 0 K: 1 S: 11	H: 0 LOB: 0 BB: 0 P: 17	R: 0 H: 0 E: 0 K: 3 S: 11	H: 0 LOB: 0 BB: 0 P: 13	R: 0 H: 1 E: 0 K: 0 S: 9	H: 1 LOB: 1 BB: 0 P: 14	R: 0 H: 1 E: 0 K: 0 S: 9	H: 0 LOB: 0 BB: 0 P: 9	R: 0 H: 1 E: 0 K: 0 S: 12	H: 1 LOB: 1 BB: 0 P: 15	R: 0 H: 1 E: 0 K: 1 S: 11	H: 1 LOB: 0 BB: 0 P: 12	R: 0 H: 0 E: 0 K: 1 S: 8	H: 0 LOB: 0 BB: 0 P: 13	R: 1 H: 4 E: 0 K: 1 S: 15	H: 4 LOB: 2 BB: 0 P: 21	1B: 6 2B: 3 HR: 0	SF: 0 2B: 3 HBP: 0	WP: 0 PB: 0 CS: 0	PA: 35							
<b>PITCHER</b>	IP	WLS	BF	H	R	ER	SO	BB	IBB	HBP	BLK	WP	HR	S	P	ERA	WHIP										
59 Kevin Slowey, R ERA: 4.44 (1, 1)	8.0	W	32	8	1	1	7	0	0	0	0	0	0	9	114	1.12	1.000										
18 Luis Ayala, R ERA: 5.79 (9, 1)	1.0		3	1	0	0	1	0	0	0	0	0	0	9	13	0.00	1.000										

AB 41  
R 7  
H 15  
RBI 7  
BB 1  
SO 7  
LOB 20



AB 35  
R 1  
H 9  
RBI 1  
BB 0  
SO 8  
LOB 15





Batter	1	2	3	4	5	6	7	8	9	AB	R	H	RBI	BB	SO	LOB	TOP		
22 Carlos Gómez, R OBP: 0.250, SLG: 0.293 2 Denard Span, L OBP: 0.385, SLG: 0.397	F8		G5-3		BB		1B		G4-6-3	2	0	0	0	1	0	0			
23 Brendan Harris, R OBP: 0.324, SLG: 0.457	E6			G6-3	FC5-4		BB		K	4	0	0	0	1	1	4			
33 Justin Morneau, L OBP: 0.354, SLG: 0.539	F7			BB			K			3	0	0	0	1	1	4			
16 Jason Kubel, L OBP: 0.358, SLG: 0.641	G1-3			K			K			4	0	0	0	0	2	5			
24 Joe Crede, R OBP: 0.306, SLG: 0.370	F8			BB			G4-3		F9	4	0	1	0	0	0	0			
5 Michael Cuddyer, R OBP: 0.283, SLG: 0.314	G6-4-3			FC5-4			P4		L8	3	0	0	0	1	0	2			
21 Delmon Young, R OBP: 0.300, SLG: 0.340	G6-4-3			G6-3			BB		K	4	1	1	0	0	1	1			
58 Jose Morales, S OBP: 0.412, SLG: 0.469			G6-4-3		G6-3		BB		G4-6-3	4	1	4	0	0	0	0			
8 Nick Punto, S OBP: 0.350, SLG: 0.255 32 Brian Buscher, L OBP: 0.369, SLG: 0.333 25 Alexi Casilla, S OBP: 0.226, SLG: 0.220	G6-4-3		G6-4-3		G6-3		BB		BB	2	0	0	0	1	0	2			
<b>Inning Stats</b>	R: 0 H: 0 E: 0 K: 0 S: 12	H: 0 LOB: 1 BB: 0 P: 16	R: 0 H: 0 E: 0 K: 0 S: 7	H: 0 LOB: 0 BB: 1 P: 15	R: 0 H: 1 E: 0 K: 0 S: 8	H: 1 LOB: 2 BB: 0 P: 11	R: 0 H: 1 E: 0 K: 1 S: 10	H: 1 LOB: 2 BB: 1 P: 17	R: 0 H: 0 E: 0 K: 0 S: 7	H: 0 LOB: 0 BB: 0 P: 8	R: 0 H: 3 E: 0 K: 2 S: 19	H: 3 LOB: 2 BB: 3 P: 33	R: 0 H: 0 E: 0 K: 1 S: 9	H: 0 LOB: 0 BB: 0 P: 10	R: 0 H: 1 E: 0 K: 1 S: 12	H: 1 LOB: 2 BB: 1 P: 19	1B: 6 2B: 1 3B: 0 HR: 0	SF: 0 SAC: 0 DP: 3 HBP: 0	WP: 0 PA: 38 PB: 1 SB: 0 CS: 0
<b>PITCHER</b>	IP	WLS	BF	H	R	ER	SO	BB	IBB	HBP	BLK	WP	HR	S	P	ERA	WHIP		
32 Aaron Laffey, L ERA: 2.41 50 Jensen Lewis, R ERA: 5.59 49 Tony Sipp, L ERA: 63 Rafael Betancourt, R ERA: 4.82 34 Kerry Wood, R ERA: 4.28	6.1	W	27	5	2	2	1	4	0	0	0	0	0	57	91	2.84	1.421		

Minnesota Twins @ Cleveland Indians  
Progressive Field, Cleveland, OH  
Sun Apr 26 2009, 1:05 PM EDT  
Att: 20,153 - Sunny - 77 F

AB 32  
R 2  
H 7  
RBI 2  
BB 6  
SO 5  
LOB 20



Batter	1	2	3	4	5	6	7	8	9	AB	R	H	RBI	BB	SO	LOB	BOTTOM		
24 Grady Sizemore, L OBP: 0.367, SLG: 0.564	G6-4-3		P2		F9		CS			4	1	2	0	0	0	1			
Asdrúbal Cabrera, S OBP: 0.450, SLG: 0.482	G6-4-3		BB		BB		K			3	1	2	1	1	1	1			
41 Victor Martínez, S OBP: 0.448, SLG: 0.654	G6-4-3		BB		F8		G4-3			4	1	1	0	0	0	3			
17 Shin-Soo Choo, L OBP: 0.418, SLG: 0.524	BB		BB		F9		BB			2	0	1	1	2	0	1			
25 Ryan Garko, R OBP: 0.396, SLG: 0.409	K2-3		BB		G6-3		F8			4	0	1	2	0	1	3			
2 Johnny Peralta, R OBP: 0.324, SLG: 0.317	K		K		P3		BB		BB	4	0	1	0	0	2	2			
7 Mark DeRosa, R OBP: 0.271, SLG: 0.338	G5-3		K		BB		CS		K	3	0	0	0	1	2	4			
4 Tony Graffanino, R OBP: 0.167, SLG: 0.174	G4-3				F9		L6			3	0	0	0	0	0	1			
26 Trevor Crowe, S OBP: 0.265, SLG: 0.226			BB		F8		G4-3			3	1	1	0	0	0	0			
<b>Inning Stats</b>	R: 1 H: 2 E: 0 K: 1 S: 9	H: 2 LOB: 1 BB: 1 P: 17	R: 0 H: 0 E: 0 K: 1 S: 9	H: 0 LOB: 0 BB: 0 P: 13	R: 3 H: 4 E: 0 K: 2 S: 19	H: 4 LOB: 2 BB: 1 P: 34	R: 0 H: 0 E: 0 K: 0 S: 6	H: 0 LOB: 0 BB: 0 P: 10	R: 0 H: 1 E: 0 K: 0 S: 11	H: 1 LOB: 1 BB: 0 P: 18	R: 0 H: 0 E: 0 K: 0 S: 9	H: 0 LOB: 0 BB: 1 P: 14	R: 0 H: 1 E: 0 K: 1 S: 7	H: 1 LOB: 2 BB: 0 P: 9	R: 0 H: 1 E: 0 K: 1 S: 15	H: 1 LOB: 2 BB: 1 P: 23	1B: 7 2B: 2 3B: 0 HR: 0	SF: 0 SAC: 0 DP: 1 HBP: 0	WP: 0 PA: 34 PB: 0 SB: 1 CS: 2
<b>PITCHER</b>	IP	WLS	BF	H	R	ER	SO	BB	IBB	HBP	BLK	WP	HR	S	P	ERA	WHIP		
15 Glen Perkins, L ERA: 2.48 54 Matt Guerrier, R ERA: 5.09 49 Craig Breslow, L ERA: 5.06 18 Luis Ayala, R ERA: 5.4	5.0	L	23	7	4	4	4	2	0	0	0	0	0	54	92	7.20	1.800		

Minnesota Twins @ Cleveland Indians  
Progressive Field, Cleveland, OH  
Sun Apr 26 2009, 1:05 PM EDT  
Att: 20,153 - Sunny - 77 F

AB 30  
R 4  
H 9  
RBI 4  
BB 4  
SO 6  
LOB 16





Batter	1	2	3	4	5	6	7	8	9	AB	R	H	RBI	BB	SO	LOB	TOP										
2 Jacoby Ellsbury, L (1, 8) OBP: 0.318, SLG: 0.350	G1-3		G4-3		G4-6-3			B1-3		4	0	0	0	0	0	3											
15 Dustin Pedroia, R (1, 4) OBP: 0.371, SLG: 0.403	F9			F9		F8			34 1B HR	3	1	0	0	1	0	0											
34 David Ortiz, L (1, 10) OBP: 0.287, SLG: 0.342	G3			44 1B		G1-3			44 HR	4	1	2	0	0	0	0											
20 Kevin Youkilis, R (1, 3) OBP: 0.523, SLG: 0.729		G6-3		F8		F9			F9	4	0	0	0	0	0	3											
44 Jason Bay, R (1, 7) OBP: 0.506, SLG: 0.705	F9									4	1	3	3	0	0	0											
25 Mike Lowell, R (1, 5) OBP: 0.355, SLG: 0.611	F7									4	0	1	0	0	1	3											
55 Jeff Bailey, R (1, 9) ERA: 3.94										3	0	1	0	0	2	0											
7 J.D. Drew, L (9, PH) OBP: 0.373, SLG: 0.554										1	0	0	0	0	1	1											
30 Jonathan Van Every, L (9, 9)										0	0	0	0	0	0	0											
16 George Kottaras, L (1, 2) OBP: 0.278, SLG: 0.214										3	0	0	0	1	2	1											
22 Nick Green, R (1, 6) OBP: 0.365, SLG: 0.468										4	0	1	0	0	1	3											
<b>Inning Stats</b>	R: 0 H: 0 E: 0 K: 0 S: 8	H: 0 LOB: 0 BB: 0 P: 12	R: 0 H: 0 E: 0 K: 0 S: 6	H: 0 LOB: 0 BB: 0 P: 10	R: 0 H: 1 E: 0 K: 2 S: 9	H: 1 LOB: 1 BB: 0 P: 11	R: 0 H: 2 E: 0 K: 1 S: 14	H: 2 LOB: 2 BB: 0 P: 24	R: 0 H: 1 E: 1 K: 1 S: 11	H: 1 LOB: 1 BB: 0 P: 16	R: 0 H: 0 E: 0 K: 0 S: 8	H: 0 LOB: 0 BB: 0 P: 14	R: 0 H: 1 E: 0 K: 1 S: 8	H: 1 LOB: 0 BB: 0 P: 12	R: 0 H: 0 E: 0 K: 0 S: 6	H: 0 LOB: 0 BB: 0 P: 7	R: 3 H: 3 E: 0 K: 2 S: 15	H: 3 LOB: 2 BB: 2 P: 27	1B: 6 SF: 0 2B: 0 3B: 1 HR: 1	SF: 0 SAC: 0 DP: 2 HBP: 0	WP: 0 PA: 36 PB: 0 SB: 0 CS: 0						
<b>PITCHER</b>	IP	WLS	BF	H	R	ER	SO	BB	IBB	HBP	BLK	WP	HR	S	P	ERA	WHIP										
31 Cliff Lee, L (1, 1) ERA: 3.94	8.0		28	5	0	0	5	0	0	0	0	0	0	70	106	0.00	0.625										
34 Kerry Wood, R (9, 1) ERA: 7.71	0.2	L	7	3	3	3	1	2	0	0	0	0	1	12	22	40.50	7.500										
63 Rafael Betancourt, R (9, 1) ERA: 4.66	0.1		1	0	0	0	1	0	0	0	0	0	0	3	5	0.00	0.000										

**Boston Red Sox @ Cleveland Indians**  
 Progressive Field, Cleveland, OH  
 Mon Apr 27 2009, 7:05 PM EDT  
 Att: 18,652 - Clear - 83 F

AB	34
R	3
H	8
RBI	3
BB	2
SO	7
LOB	14



Batter	1	2	3	4	5	6	7	8	9	AB	R	H	RBI	BB	SO	LOB	BOTTOM										
24 Grady Sizemore, L (1, 8) OBP: 0.362, SLG: 0.543	G3		L4					F8		3	0	0	0	1	0	0											
Asdrúbal Cabrera, S (1, 4) OBP: 0.431, SLG: 0.450	L4			F9		G1-3		K		4	0	0	0	0	1	1											
41 Victor Martinez, S (1, 3) OBP: 0.440, SLG: 0.634				K		L6		G6-3		4	0	1	0	0	1	1											
17 Shin-Soo Choo, L (1, 9) OBP: 0.434, SLG: 0.523	P6									2	1	1	0	1	0	1											
25 Ryan Garko, R (1, 10) OBP: 0.404, SLG: 0.404		K2-3								3	0	1	0	1	1	2											
2 Jhonny Peralta, R (1, 6) OBP: 0.307, SLG: 0.299										4	0	0	0	0	3	4											
7 Mark DeRosa, R (1, 5) OBP: 0.281, SLG: 0.338										3	0	1	1	1	1	0											
10 Kelly Shoppach, R (1, 2) OBP: 0.308, SLG: 0.371										4	0	0	0	0	1	3											
26 Trevor Crowe, S (1, 7) OBP: 0.250, SLG: 0.212										2	0	0	0	0	0	0											
48 Travis Hafner, L (7, PH) OBP: 0.362, SLG: 0.576										1	0	0	0	0	0	1											
12 Ben Francisco, R (8, 7) OBP: 0.281, SLG: 0.346										1	0	0	0	0	0	2											
<b>Inning Stats</b>	R: 0 H: 1 E: 0 K: 0 S: 10	H: 0 LOB: 1 BB: 0 P: 16	R: 0 H: 0 E: 0 K: 3 S: 11	H: 0 LOB: 0 BB: 0 P: 16	R: 0 H: 0 E: 0 K: 0 S: 8	H: 0 LOB: 0 BB: 0 P: 11	R: 0 H: 0 E: 0 K: 1 S: 11	H: 0 LOB: 2 BB: 1 P: 21	R: 0 H: 0 E: 0 K: 0 S: 6	H: 0 LOB: 0 BB: 0 P: 11	R: 0 H: 0 E: 0 K: 0 S: 8	H: 0 LOB: 2 BB: 2 P: 22	R: 0 H: 0 E: 0 K: 1 S: 9	H: 0 LOB: 1 BB: 1 P: 15	R: 0 H: 0 E: 0 K: 1 S: 8	H: 0 LOB: 0 BB: 0 P: 11	R: 1 H: 3 E: 0 K: 2 S: 11	H: 3 LOB: 2 BB: 0 P: 19	1B: 4 SF: 0 2B: 0 3B: 0 HR: 0	SF: 0 SAC: 0 DP: 0 HBP: 1	WP: 1 PA: 36 PB: 2 SB: 2 CS: 0						
<b>PITCHER</b>	IP	WLS	BF	H	R	ER	SO	BB	IBB	HBP	BLK	WP	HR	S	P	ERA	WHIP										
49 Tim Wakefield, R (1, 1) ERA: 1.86	7.0		27	1	0	0	5	4	0	1	0	0	0	63	112	0.00	0.714										
17 Manny Delcarmen, R (8, 1) ERA: 1.86	1.0	W	3	0	0	0	1	0	0	0	0	0	0	8	11	0.00	0.000										
58 Jonathan Papelbon, R (9, 1) ERA: 1.93	1.0	S	6	3	1	1	2	0	0	0	0	0	0	11	19	9.00	3.000										

**Boston Red Sox @ Cleveland Indians**  
 Progressive Field, Cleveland, OH  
 Mon Apr 27 2009, 7:05 PM EDT  
 Att: 18,652 - Clear - 83 F

AB	31
R	1
H	4
RBI	1
BB	4
SO	8
LOB	15













Batter	1	2	3	4	5	6	7	8	9	AB	R	H	RBI	BB	SO	LOB	TOP										
24 Grady Sizemore, L OBP: 0.342, SLG: 0.484										3	0	1	1	1	0	2	<b>Cleveland Indians @ Detroit Tigers</b> Comerica Park, Detroit, MI Fri May 01 2009, 7:05 PM EDT Att: 22,288 - Cloudy - 53 F										
Asdrúbal Cabrera, S OBP: 0.432, SLG: 0.432										4	0	1	1	1	1	2											
41 Victor Martínez, S OBP: 0.453, SLG: 0.626										3	0	1	1	2	0	1											
17 Shin-Soo Choo, L OBP: 0.388, SLG: 0.449										5	0	0	0	0	0	7											
7 Mark DeRosa, R OBP: 0.317, SLG: 0.447										5	2	2	0	0	1	0											
2 Johnny Peralta, R OBP: 0.300, SLG: 0.321										5	2	2	2	0	1	1											
20 David Dellucci, L OBP: 0.800, SLG: 1.200										5	1	4	0	0	0	0											
12 Ben Francisco, R OBP: 0.310, SLG: 0.381										5	0	0	0	0	1	6											
10 Kelly Shoppach, R OBP: 0.333, SLG: 0.429										3	1	1	1	1	2	0											
<b>Inning Stats</b>	R: 0 E: 0 K: 1 S: 11	H: 0 LOB: 1 BB: 1 P: 20	R: 4 E: 1 K: 0 S: 19	H: 5 LOB: 2 BB: 1 P: 29	R: 1 E: 0 K: 0 S: 9	H: 1 LOB: 0 BB: 0 P: 13	R: 0 E: 0 K: 1 S: 12	H: 1 LOB: 2 BB: 1 P: 22	R: 0 E: 0 K: 0 S: 6	H: 1 LOB: 1 BB: 0 P: 10	R: 0 E: 0 K: 1 S: 9	H: 0 LOB: 2 BB: 2 P: 18	R: 1 E: 0 K: 2 S: 12	H: 3 LOB: 2 BB: 0 P: 20	R: 0 E: 0 K: 0 S: 7	H: 0 LOB: 1 BB: 0 P: 10		R: 0 E: 0 K: 1 S: 11	H: 1 LOB: 1 BB: 0 P: 18	1B: 8 2B: 3 HR: 1	SF: 1 SAC: 0 DP: 0 HBP: 0	WP: 0 PB: 0 SB: 0 CS: 0	PA: 44				
<b>PITCHER</b>	IP WLS BF H R ER SO BB IBB HBP BLK WP HR S P ERA WHIP	5.0 L 26 8 5 5 2 3 0 0 0 0 1 57 94 9.00 2.200	3.0 L 14 3 1 1 3 2 0 0 0 0 0 28 48 3.00 1.667	1.0 L 4 1 0 0 1 0 0 0 0 0 0 11 18 0.00 1.000	<b>PITCHER</b>										IP WLS BF H R ER SO BB IBB HBP BLK WP HR S P ERA WHIP	5.0 L 26 8 5 5 2 3 0 0 0 0 1 57 94 9.00 2.200	3.0 L 14 3 1 1 3 2 0 0 0 0 0 28 48 3.00 1.667	1.0 L 4 1 0 0 1 0 0 0 0 0 0 11 18 0.00 1.000									
58 Armando Galarraga, R ERA: 3.07											5.0	L	26	8	5	5	2	3	0	0	0	0	1	57	94	9.00	2.200
29 Nate Robertson, L ERA: 7.0											3.0	L	14	3	1	1	3	2	0	0	0	0	0	28	48	3.00	1.667
45 Ryan Perry, R ERA: 3.12											1.0	L	4	1	0	0	1	0	0	0	0	0	0	11	18	0.00	1.000

AB 38  
R 6  
H 12  
RBI 6  
BB 5  
SO 6  
LOB 19



Batter	1	2	3	4	5	6	7	8	9	AB	R	H	RBI	BB	SO	LOB	BOTTOM										
28 Curtis Granderson, L OBP: 0.317, SLG: 0.495										4	1	2	0	0	1	1	<b>Cleveland Indians @ Detroit Tigers</b> Comerica Park, Detroit, MI Fri May 01 2009, 7:05 PM EDT Att: 22,288 - Cloudy - 53 F										
14 Placido Polanco, R OBP: 0.292, SLG: 0.389										4	1	1	1	0	0	1											
30 Magglio Ordonez, R OBP: 0.330, SLG: 0.313										4	0	1	0	0	0	3											
24 Miguel Cabrera, R OBP: 0.457, SLG: 0.593										4	1	2	3	0	0	1											
9 Carlos Guillen, S OBP: 0.295, SLG: 0.269										4	0	0	0	0	0	2											
12 Gerald Laird, R OBP: 0.348, SLG: 0.383										4	0	0	0	0	0	0											
15 Brandon Inge, R OBP: 0.438, SLG: 0.658										4	1	1	0	0	2	0											
13 Josh Anderson, L OBP: 0.354, SLG: 0.422										4	0	0	0	0	1	1											
4 Adam Everett, R OBP: 0.300, SLG: 0.326										3	1	1	1	0	0	1											
<b>Inning Stats</b>	R: 0 E: 0 K: 1 S: 9	H: 0 LOB: 0 BB: 0 P: 13	R: 0 E: 0 K: 0 S: 9	H: 0 LOB: 0 BB: 0 P: 13	R: 0 E: 1 K: 0 S: 7	H: 0 LOB: 1 BB: 0 P: 10	R: 0 E: 0 K: 0 S: 12	H: 1 LOB: 1 BB: 0 P: 20	R: 0 E: 0 K: 2 S: 11	H: 0 LOB: 0 BB: 0 P: 14	R: 0 E: 0 K: 0 S: 9	H: 1 LOB: 1 BB: 0 P: 14	R: 0 E: 0 K: 0 S: 4	H: 1 LOB: 0 BB: 0 P: 8	R: 5 E: 0 K: 0 S: 12	H: 5 LOB: 0 BB: 0 P: 21		R: 0 E: 0 K: 1 S: 7	H: 0 LOB: 0 BB: 0 P: 9	1B: 5 2B: 2 HR: 1	SF: 0 SAC: 0 DP: 1 HBP: 0	WP: 0 PB: 0 SB: 1 CS: 0	PA: 35				
<b>PITCHER</b>	IP WLS BF H R ER SO BB IBB HBP BLK WP HR S P ERA WHIP	7.1 W 27 5 2 2 3 0 0 0 0 0 0 2 3 2.46 0.682	0.0 L 2 2 0 0 0 0 0 0 0 0 0 0 2 3 - -	0.1 H 2 1 3 3 0 0 0 0 0 0 1 4 81.00 3.000	0.1 H 1 0 0 0 0 0 0 0 0 0 0 3 5 0.00 0.000	1.0 S 3 0 0 0 1 0 0 0 0 0 7 9 0.00 0.000	<b>PITCHER</b>										IP WLS BF H R ER SO BB IBB HBP BLK WP HR S P ERA WHIP	7.1 W 27 5 2 2 3 0 0 0 0 0 0 2 3 2.46 0.682	0.0 L 2 2 0 0 0 0 0 0 0 0 0 0 2 3 - -	0.1 H 2 1 3 3 0 0 0 0 0 0 1 4 81.00 3.000	0.1 H 1 0 0 0 0 0 0 0 0 0 0 3 5 0.00 0.000	1.0 S 3 0 0 0 1 0 0 0 0 0 7 9 0.00 0.000					
44 Carl Pavano, R ERA: 7.48											7.1	W	27	5	2	2	3	0	0	0	0	0	0	2	3	2.46	0.682
53 Rafael Perez, L ERA: 13.5											0.0	L	2	2	0	0	0	0	0	0	0	0	0	2	3	-	-
50 Jensen Lewis, R ERA: 5.68											0.1	H	2	1	3	3	0	0	0	0	0	0	1	4	81.00	3.000	
63 Rafael Betancourt, R ERA: 5.23											0.1	H	1	0	0	0	0	0	0	0	0	0	3	5	0.00	0.000	
34 Kory Wood, R ERA: 6.0											1.0	S	3	0	0	0	1	0	0	0	0	0	7	9	0.00	0.000	

AB 35  
R 5  
H 8  
RBI 5  
BB 0  
SO 4  
LOB 10





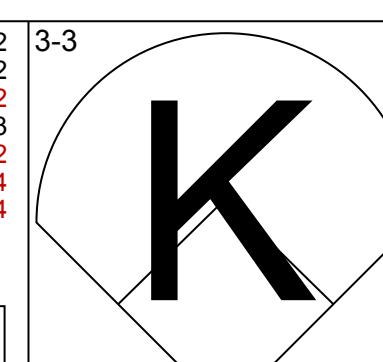
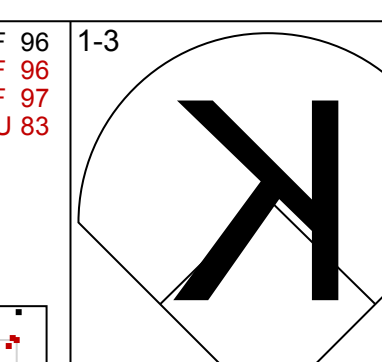
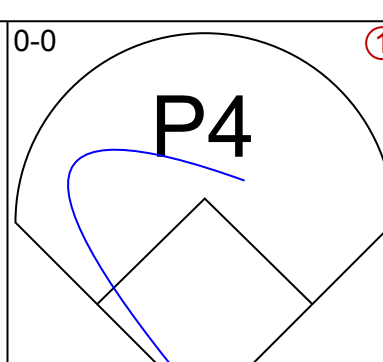
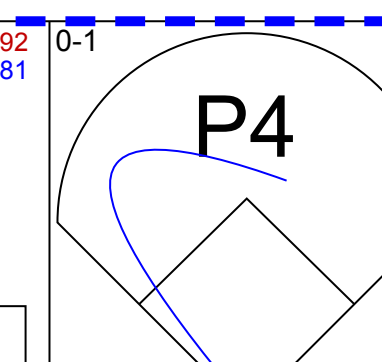
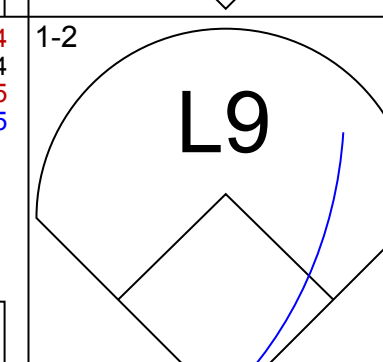
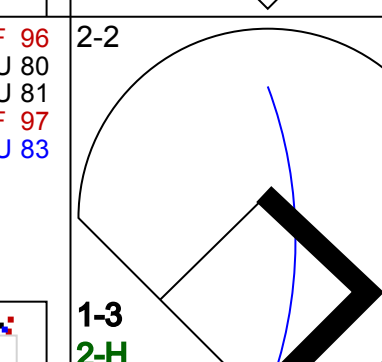
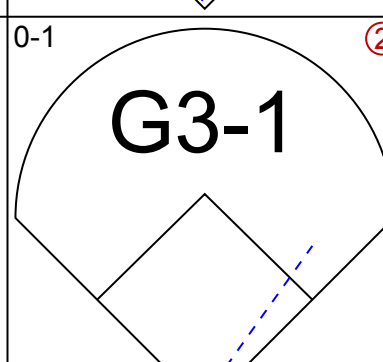
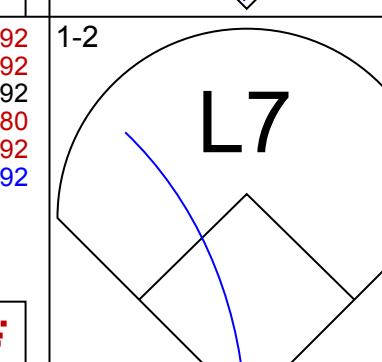
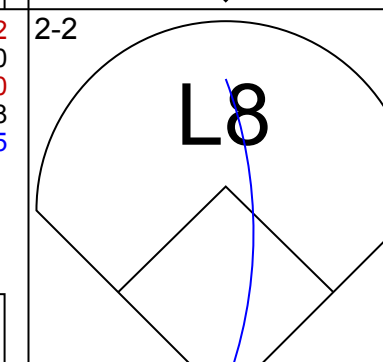
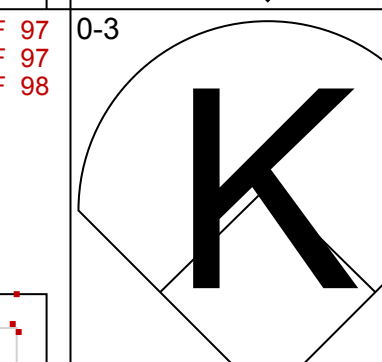
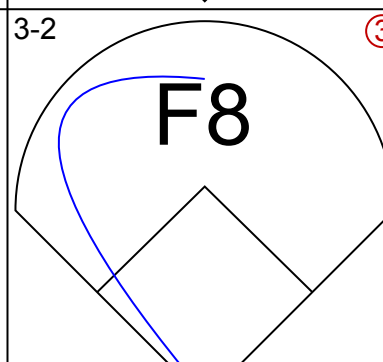
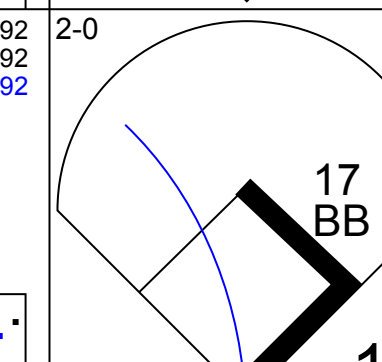
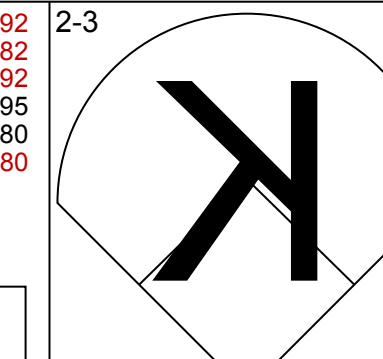
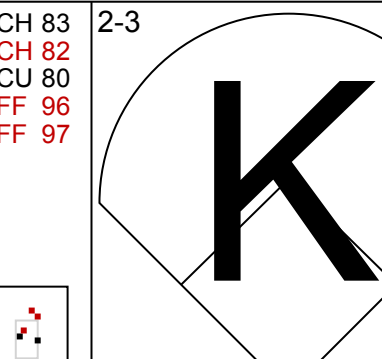
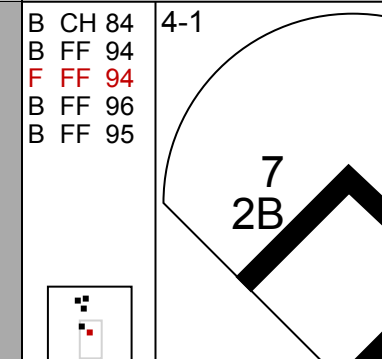



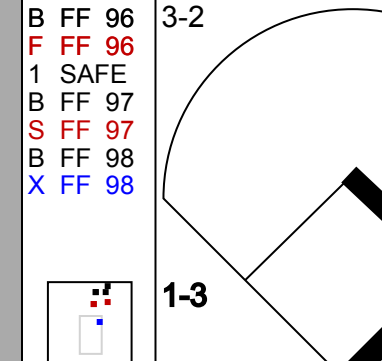
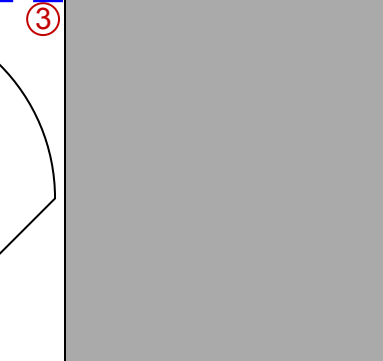


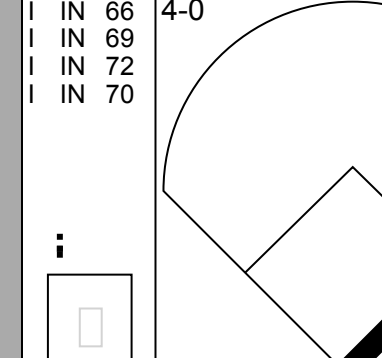
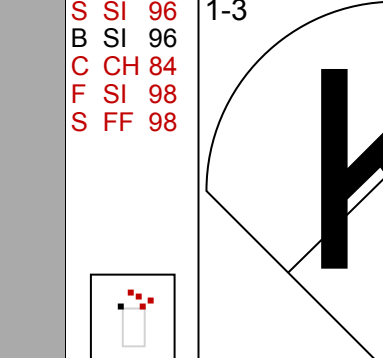

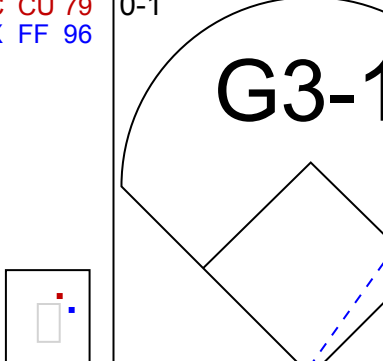
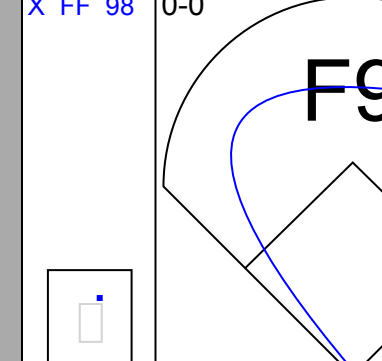
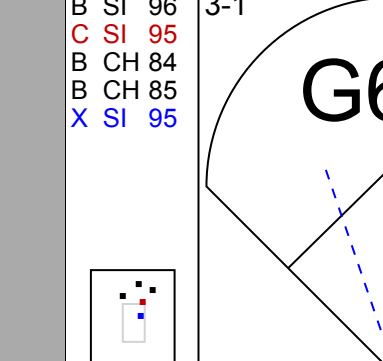

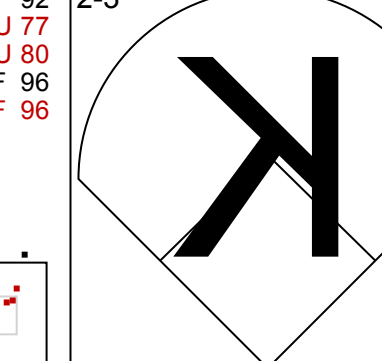
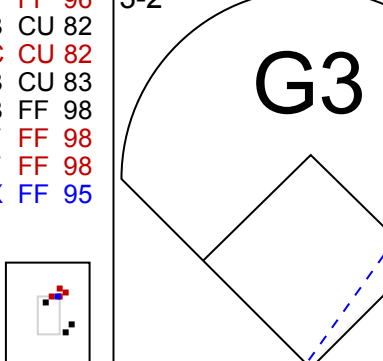
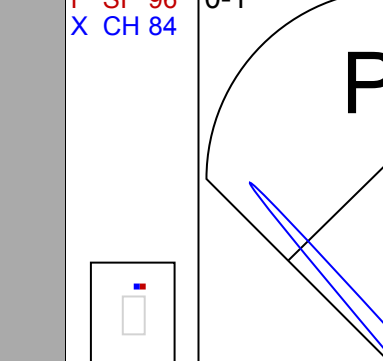

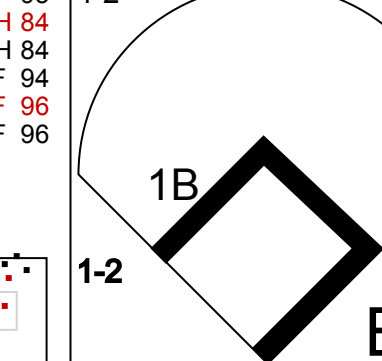
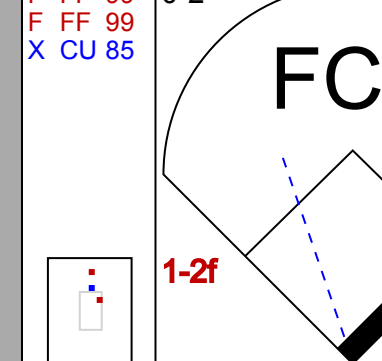
Batter	1	2	3	4	5	6	7	8	9	AB	R	H	RBI	BB	SO	LOB	TOP					
24 Grady Sizemore, L OBP: 0.345, SLG: 0.490	G1-3		1B				SH1-3 41 2B	K		5	1	2	0	0	2	4	<b>Cleveland Indians @ Detroit Tigers</b> Comerica Park, Detroit, MI Sat May 02 2009, 3:40 PM EDT Att: 34,646 - Sunny - 61 F					
Asdrúbal Cabrera, S OBP: 0.424, SLG: 0.423	G1-3		F8				SH1-3		17 1B	4	1	1	0	0	0	1						
41 Victor Martínez, S OBP: 0.468, SLG: 0.649				7 G5-4-3 BB			17 WP 7 SF7 2B		F9	3	2	2	1	2	0	1						
17 Shin-Soo Choo, L OBP: 0.398, SLG: 0.476	G2-3									4	0	2	2	1	1	2						
7 Mark DeRosa, R OBP: 0.303, SLG: 0.429		G5-3								4	0	0	1	0	2	4						
2 Johnny Peralta, R OBP: 0.284, SLG: 0.302		G5-3								5	0	0	0	0	2	3						
20 David Dellucci, L OBP: 0.667, SLG: 0.889										4	1	2	0	0	1	0						
25 Ryan Garko, R OBP: 0.408, SLG: 0.397			G5-3							3	1	1	0	1	0	0						
12 Ben Francisco, R OBP: 0.320, SLG: 0.388			G5-3							4	1	2	0	0	0	2						
<b>Inning Stats</b>	R: 0 E: 0 K: 0 S: 7	H: 1 LOB: 1 BB: 0 P: 11	R: 0 E: 0 K: 1 S: 6	H: 0 LOB: 0 BB: 0 P: 11	R: 0 E: 0 K: 0 S: 9	H: 1 LOB: 1 BB: 0 P: 17	R: 0 E: 0 K: 1 S: 7	H: 0 LOB: 0 BB: 1 P: 17	R: 5 E: 1 K: 3 S: 22	H: 3 LOB: 1 BB: 2 P: 41	R: 0 E: 0 K: 0 S: 10	H: 2 LOB: 1 BB: 0 P: 18	R: 2 E: 0 K: 0 S: 13	H: 2 LOB: 1 BB: 1 P: 21	R: 0 E: 0 K: 1 S: 9	H: 1 LOB: 2 BB: 0 P: 12		R: 0 E: 0 K: 2 S: 15	H: 2 LOB: 2 BB: 0 P: 19	1B: 8 2B: 3 3B: 1 HR: 0	SF: 1 SAC: 1 DP: 2 HBP: 0	WP: 2 PB: 0 SB: 1 CS: 0
<b>PITCHER</b>	IP WLS BF H R ER SO BB IBB HBP BLK WP HR S P ERA WHIP	IP WLS BF H R ER SO BB IBB HBP BLK WP HR S P ERA WHIP															IP WLS BF H R ER SO BB IBB HBP BLK WP HR S P ERA WHIP					
31 Zach Miner, R ERA: 4.5	5.0	23	5	5	0	5	3	0	0	0	0	1	0	51	97	0.00	1.600					
37 Brandon Lyon, R ERA: 4.5	1.0	4	2	0	0	0	0	0	0	0	0	0	0	10	18	0.00	2.000					
44 Bobby Seay, L ERA: 2.35	0.1	B	4	2	2	2	0	1	0	0	0	1	0	8	14	54.00	9.000					
54 Joel Zumaya, R ERA	1.2	W	6	1	0	0	1	0	0	0	0	0	0	14	19	0.00	0.600					
56 Fernando Rodney, R ERA: 5.0	1.0	S	5	2	0	0	2	0	0	0	0	0	0	15	19	0.00	2.000					

Batter	1	2	3	4	5	6	7	8	9	AB	R	H	RBI	BB	SO	LOB	BOTTOM			
28 Curtis Granderson, L OBP: 0.330, SLG: 0.526	G6-3 14 G6-3 1B		G6-3							4	1	2	2	1	0	1	<b>Cleveland Indians @ Detroit Tigers</b> Comerica Park, Detroit, MI Sat May 02 2009, 3:40 PM EDT Att: 34,646 - Sunny - 61 F			
14 Plácido Polanco, R OBP: 0.307, SLG: 0.394	G6-3		G5-4-3 30 1B							4	1	2	0	1	1	2				
30 Magglio Ordonez, R OBP: 0.333, SLG: 0.310			G5-4-3							4	0	1	1	1	1	2				
39 Ramon Santiago, S OBP: 0.297, SLG: 0.371										0	0	0	0	0	0	0				
24 Miguel Cabrera, R OBP: 0.454, SLG: 0.576		F8								4	1	1	0	1	1	4				
9 Carlos Guillen, S OBP: 0.280, SLG: 0.256		P5								4	0	0	1	0	0	1				
12 Gerald Laird, R OBP: 0.385, SLG: 0.381										3	1	1	0	2	0	1				
15 Brandon Inge, R OBP: 0.441, SLG: 0.645										3	1	1	0	1	0	1				
25 Ryan Raburn, R OBP: 0.400, SLG: 0.143										2	2	1	1	2	1	1				
4 Adam Everett, R OBP: 0.308, SLG: 0.396										2	1	1	4	0	0	3				
13 Josh Anderson, L OBP: 0.367, SLG: 0.435										1	1	1	0	0	0	0				
<b>Inning Stats</b>	R: 0 E: 0 K: 1 S: 8	H: 1 LOB: 0 BB: 0 P: 9	R: 0 E: 0 K: 0 S: 12	H: 0 LOB: 3 BB: 3 P: 29	R: 0 E: 0 K: 0 S: 5	H: 1 LOB: 0 BB: 0 P: 10	R: 5 E: 0 K: 1 S: 22	H: 4 LOB: 2 BB: 3 P: 43	R: 0 E: 0 K: 0 S: 6	H: 0 LOB: 0 BB: 0 P: 8	R: 1 E: 0 K: 1 S: 15	H: 2 LOB: 2 BB: 1 P: 23	R: 0 E: 0 K: 1 S: 8	H: 0 LOB: 1 BB: 1 P: 17	R: 3 E: 1 K: 0 S: 11	H: 3 LOB: 1 BB: 1 P: 18	1B: 9 2B: 0 3B: 0 HR: 2	SF: 1 SAC: 1 DP: 2 HBP: 0	WP: 0 PB: 0 SB: 0 CS: 0	PA: 42
<b>PITCHER</b>	IP WLS BF H R ER SO BB IBB HBP BLK WP HR S P ERA WHIP	IP WLS BF H R ER SO BB IBB HBP BLK WP HR S P ERA WHIP															IP WLS BF H R ER SO BB IBB HBP BLK WP HR S P ERA WHIP			
32 Aaron Laffey, L ERA: 4.08	3.1	19	6	5	1	5	0	0	0	0	0	0	0	39	76	13.50	3.300			
39 Vinnie Chulk, R ERA: 2.25	2.2	12	2	1	1	2	2	0	0	0	0	0	0	29	46	3.38	1.500			
49 Tony Sipp, L ERA	0.1	H	2	0	0	0	1	0	0	0	0	0	0	3	9	0.00	3.000			
63 Rafael Betancourt, R ERA: 6.0	1.2	L	9	3	2	1	0	1	0	0	0	1	16	26	10.80	1.800				

AB	36
R	7
H	12
RBI	4
BB	4
SO	8
LOB	17



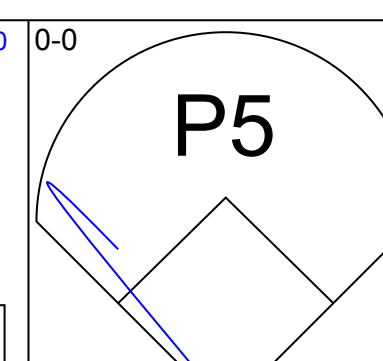
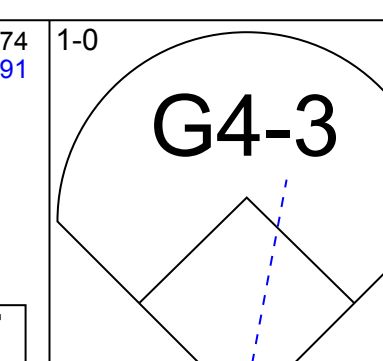
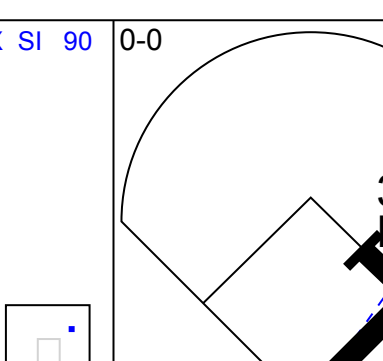
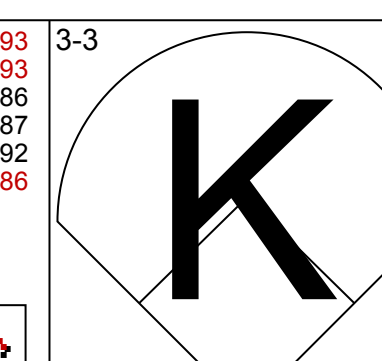
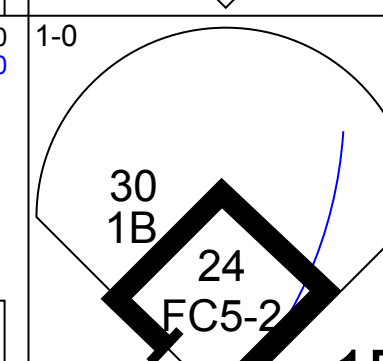
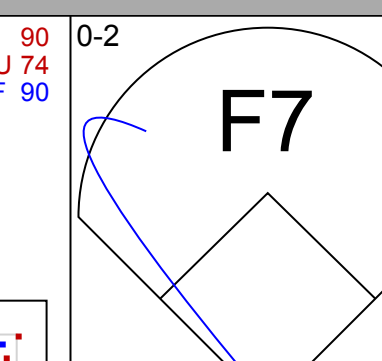
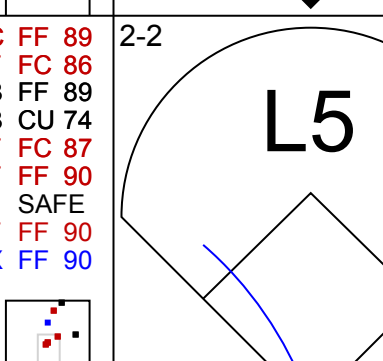
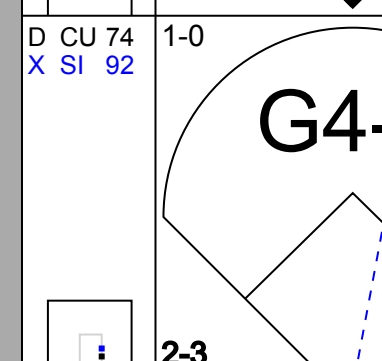
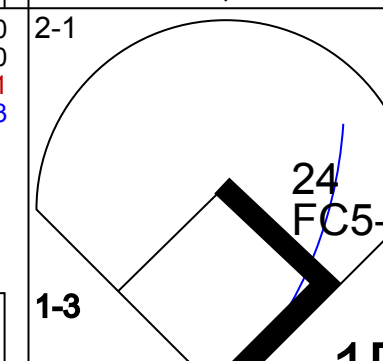
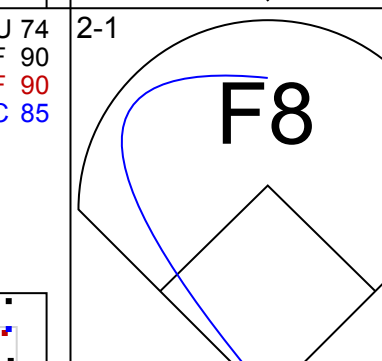
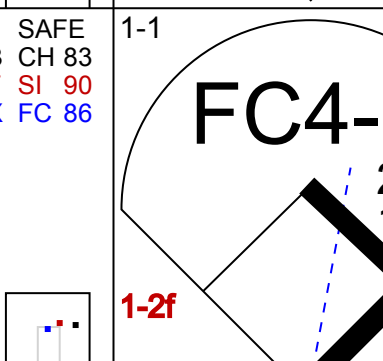
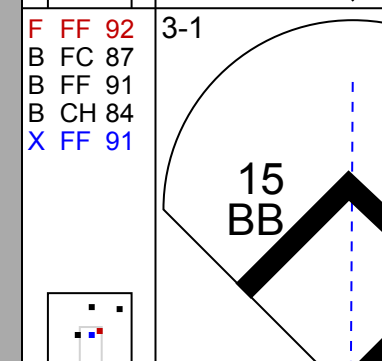
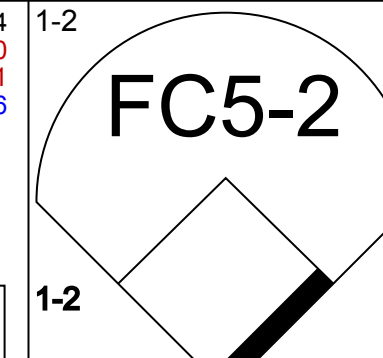
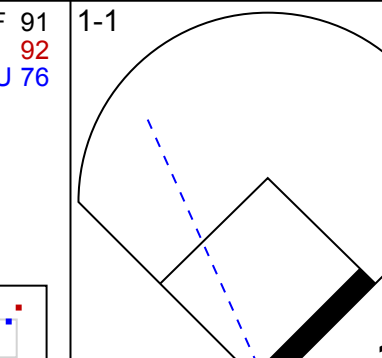
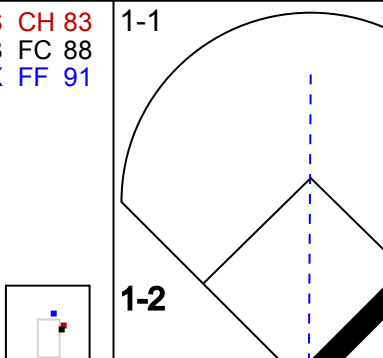
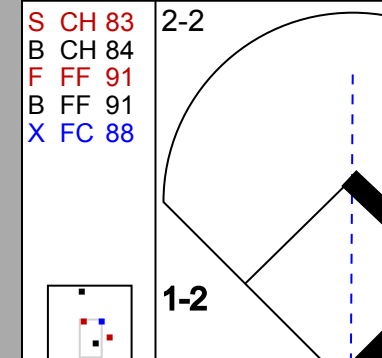
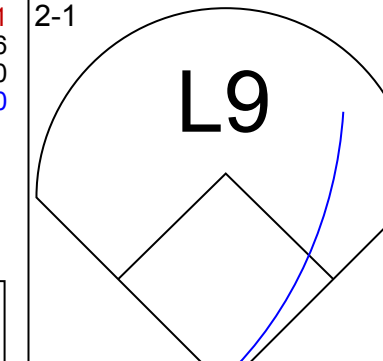
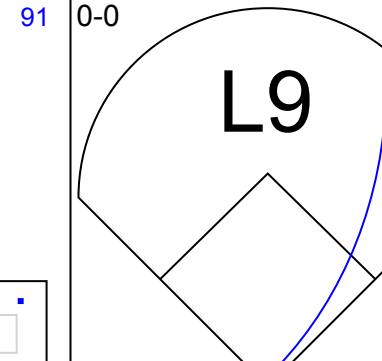
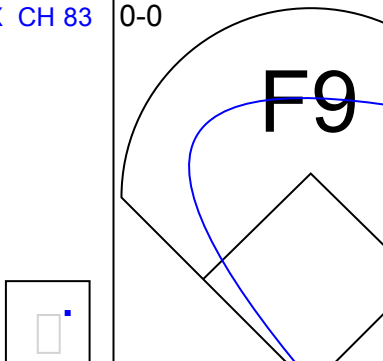
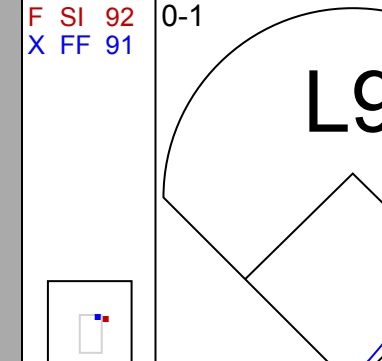



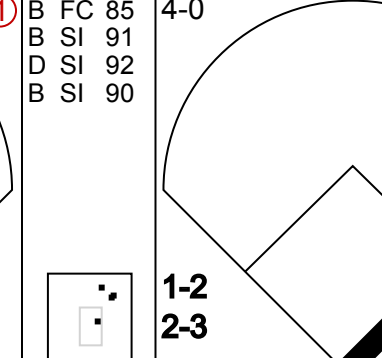
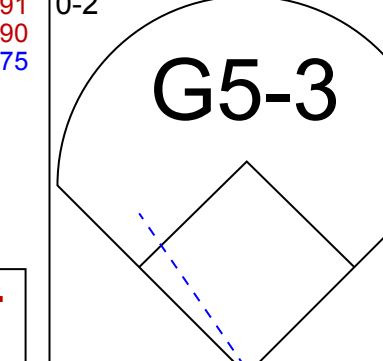
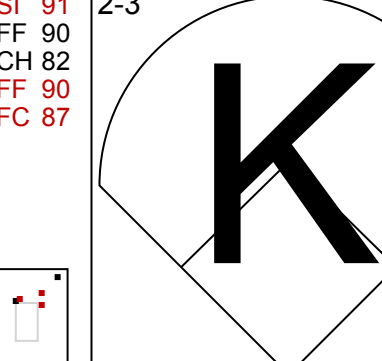
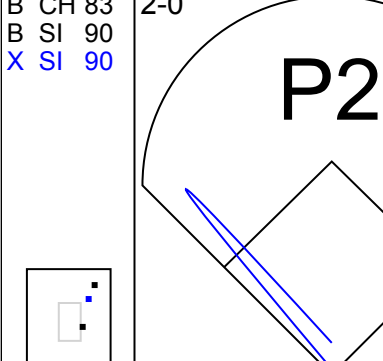



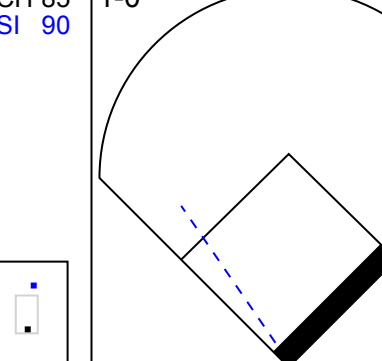
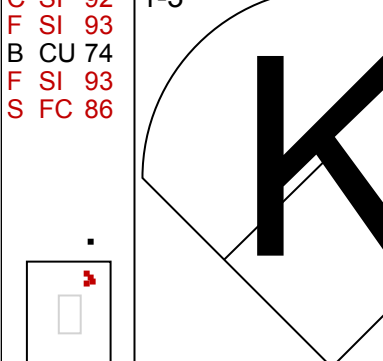
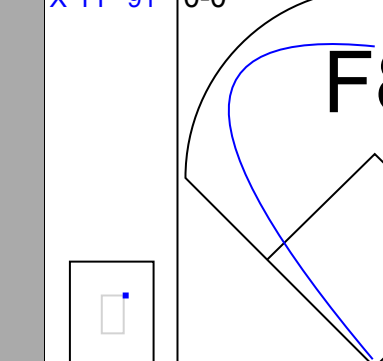


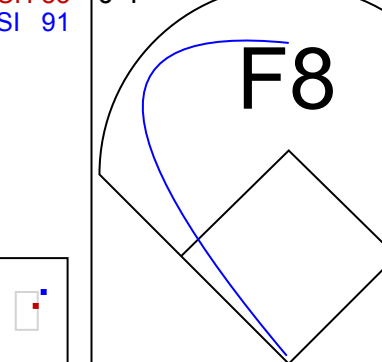

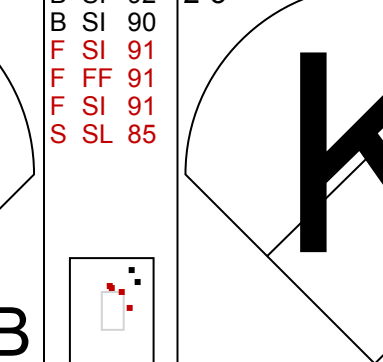
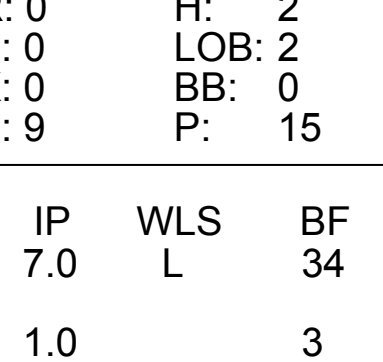
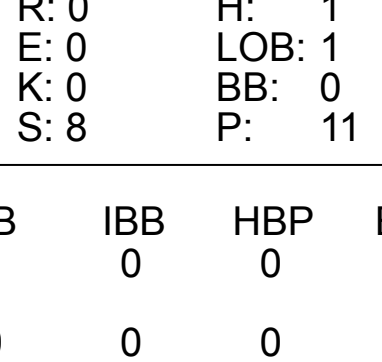
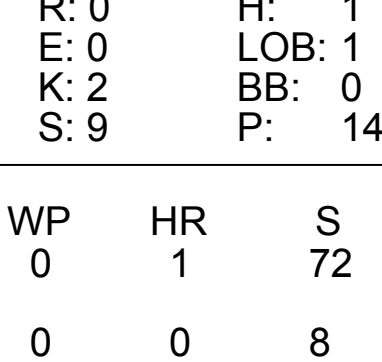
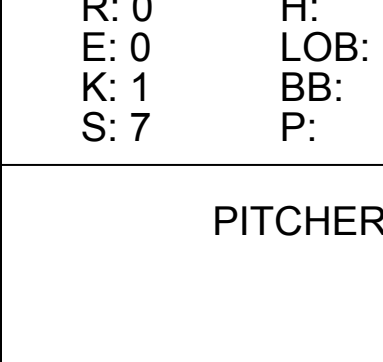
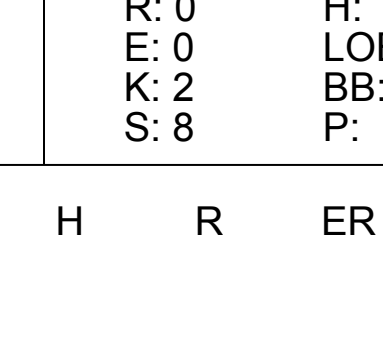


Batter	1	2	3	4	5	6	7	8	9	AB	R	H	RBI	BB	SO	LOB	TOP					
24 Grady Sizemore, L (1, 8) OBP: 0.333, SLG: 0.471											4	0	0	0	0	2	2					
Asdrúbal Cabrera, S (1, 6) OBP: 0.417, SLG: 0.415										4	0	1	1	0	0	0	0					
41 Victor Martínez, S (1, 3) OBP: 0.461, SLG: 0.633										4	0	1	0	0	1	2						
17 Shin-Soo Choo, L (1, 7) OBP: 0.402, SLG: 0.464										2	0	0	0	2	2	0						
7 Mark DeRosa, R (1, 5) OBP: 0.301, SLG: 0.431										4	0	1	0	0	1	2						
20 David Dellucci, L (1, 10) OBP: 0.538, SLG: 0.667										3	0	0	0	1	3	0						
10 Kelly Shoppach, R (1, 2) OBP: 0.327, SLG: 0.400										3	1	0	0	0	0	3						
16 Matt LaPorta, R (1, 9)										4	0	0	0	0	2	4						
1 Luis Valbuena, L (1, 4)										2	0	0	0	1	1	3						
<b>Inning Stats</b>	R: 0 E: 0 K: 1 S: 10	H: 0 LOB: 0 BB: 0 P: 16	R: 0 E: 0 K: 2 S: 10	H: 0 LOB: 0 BB: 0 P: 14	R: 1 E: 0 K: 3 S: 16	H: 1 LOB: 2 BB: 1 P: 27	R: 0 E: 0 K: 3 S: 10	H: 0 LOB: 0 BB: 0 P: 15	R: 0 E: 0 K: 0 S: 6	H: 0 LOB: 0 BB: 0 P: 9	R: 0 E: 0 K: 1 S: 13	H: 1 LOB: 3 BB: 2 P: 26	R: 0 E: 0 K: 0 S: 11	H: 1 LOB: 2 BB: 1 P: 19	R: 0 E: 0 K: 1 S: 8	H: 0 LOB: 0 BB: 0 P: 12	1B: 2 2B: 1 3B: 0 HR: 0	SF: 0 SAC: 0 DP: 0 HBP: 1	WP: 0 PB: 0 SB: 0 CS: 0	PA: 35		
<b>PITCHER</b>	IP WLS BF H R ER SO	IP WLS BF H R ER SO	IP WLS BF H R ER SO	IP WLS BF H R ER SO	IP WLS BF H R ER SO	IP WLS BF H R ER SO	IP WLS BF H R ER SO	IP WLS BF H R ER SO	IP WLS BF H R ER SO	IP WLS BF H R ER SO	IP WLS BF H R ER SO	IP WLS BF H R ER SO	IP WLS BF H R ER SO	IP WLS BF H R ER SO	IP WLS BF H R ER SO	IP WLS BF H R ER SO	WP HR S P	ERA WHIP	ERA WHIP			
35 Justin Verlander, R (1, 1) ERA: 5.68	7.0	W	27	2	1	1	11	2	1	1	0	0	0	0	0	0	0	0	75	121	1.29	0.571
44 Bobby Seay, L (8, 1) ERA: 2.16	0.2	H	4	1	0	0	0	1	0	0	0	0	0	0	0	0	0	0	10	17	0.00	3.000
54 Joel Zumaya, R (8, 1) ERA:	0.1	H	1	0	0	0	0	0	0	0	0	0	0	0	0	0	0	0	1	2	0.00	0.000
56 Fernando Rodney, R (9, 1) ERA: 4.5	1.0	S	3	0	0	0	1	0	0	0	0	0	0	0	0	0	0	0	8	12	0.00	0.000

Cleveland Indians @ Detroit Tigers  
Comerica Park, Detroit, MI  
Sun May 03 2009, 1:05 PM EDT  
Att: 27,411 - Sunny - 66 F

AB 30  
R 1  
H 3  
RBI 1  
BB 4  
SO 12  
LOB 16



Batter	1	2	3	4	5	6	7	8	9	AB	R	H	RBI	BB	SO	LOB	BOTTOM					
28 Curtis Granderson, L (1, 8) OBP: 0.333, SLG: 0.530										5	1	2	1	0	1	1						
14 Placido Polanco, R (1, 4) OBP: 0.305, SLG: 0.388										4	0	1	0	0	0	2						
30 Magglio Ordonez, R (1, 9) OBP: 0.340, SLG: 0.319										4	0	2	1	0	0	1						
24 Miguel Cabrera, R (1, 3) OBP: 0.465, SLG: 0.584										4	0	3	0	0	0	2						
9 Carlos Guillen, S (1, 7) OBP: 0.268, SLG: 0.244										4	0	0	0	0	0	7						
13 Josh Anderson, L (8, 7) OBP: 0.367, SLG: 0.435										0	0	0	0	0	0	0						
15 Brandon Inge, R (1, 5) OBP: 0.443, SLG: 0.671										3	1	1	1	1	1	0						
25 Ryan Raburn, R (1, 10) OBP: 0.286, SLG: 0.091										4	0	0	0	0	1	3						
4 Adam Everett, R (1, 6) OBP: 0.321, SLG: 0.404										4	0	2	0	0	1	0						
57 Dane Sardinha, R (1, 2) OBP: 0.143, SLG: 0.333										4	1	1	0	0	2	2						
<b>Inning Stats</b>	R: 0 E: 0 K: 0 S: 9	H: 2 LOB: 2 BB: 0 P: 15	R: 1 E: 0 K: 1 S: 13	H: 2 LOB: 1 BB: 0 P: 20	R: 0 E: 0 K: 0 S: 8	H: 1 LOB: 1 BB: 0 P: 11	R: 0 E: 0 K: 2 S: 9	H: 1 LOB: 1 BB: 0 P: 14	R: 0 E: 0 K: 0 S: 12	H: 2 LOB: 2 BB: 0 P: 16	R: 0 E: 0 K: 1 S: 7	H: 0 LOB: 0 BB: 0 P: 10	R: 2 E: 0 K: 0 S: 14	H: 4 LOB: 3 BB: 1 P: 28	R: 0 E: 0 K: 2 S: 8	H: 0 LOB: 0 BB: 0 P: 13	1B: 9 2B: 2 3B: 0 HR: 1	SF: 0 SAC: 0 DP: 0 HBP: 0	WP: 0 PB: 0 SB: 1 CS: 0	PA: 37		
<b>PITCHER</b>	IP WLS BF H R ER SO	IP WLS BF H R ER SO	IP WLS BF H R ER SO	IP WLS BF H R ER SO	IP WLS BF H R ER SO	IP WLS BF H R ER SO	IP WLS BF H R ER SO	IP WLS BF H R ER SO	IP WLS BF H R ER SO	IP WLS BF H R ER SO	IP WLS BF H R ER SO	IP WLS BF H R ER SO	IP WLS BF H R ER SO	IP WLS BF H R ER SO	IP WLS BF H R ER SO	IP WLS BF H R ER SO	WP HR S P	ERA WHIP	ERA WHIP			
31 Cliff Lee, L (1, 1) ERA: 3.92	7.0	L	34	12	3	3	4	0	0	0	0	0	0	0	0	0	0	0	72	114	3.86	1.857
30 Masa Kobayashi, R (8, 1) ERA: 4.15	1.0		3	0	0	0	2	0	0	0	0	0	0	0	0	0	0	0	8	13	0.00	0.000

Cleveland Indians @ Detroit Tigers  
Comerica Park, Detroit, MI  
Sun May 03 2009, 1:05 PM EDT  
Att: 27,411 - Sunny - 66 F

AB 36  
R 3  
H 12  
RBI 3  
BB 1  
SO 6  
LOB 18

















Batter	1	2	3	4	5	6	7	8	9	AB	R	H	RBI	BB	SO	LOB	TOP			
12 Ben Francisco, R OBP: 0.340, SLG: 0.373	G5-3		G5-4-3																	
Asdrúbal Cabrera, S OBP: 0.407, SLG: 0.227	L3																			
41 Victor Martínez, S OBP: 0.467, SLG: 0.643																				
7 Mark DeRosa, R OBP: 0.311, SLG: 0.458																				
29 Josh Barfield, R OBP: 1.000, SLG: 1.000	K																			
20 David Dellucci, L OBP: 0.409, SLG: 0.450																				
25 Ryan Garko, R OBP: 0.242, SLG: 0.397																				
2 Johnny Peralta, R OBP: 0.278, SLG: 0.295																				
16 Matt LaPorta, R OBP: 0.267, SLG: 0.385																				
1 Luis Valbuena, L OBP: 0.375, SLG: 0.333																				
<b>Inning Stats</b>	R: 0 E: 0 K: 1 S: 12	H: 0 LOB: 1 BB: 1 P: 19	R: 0 E: 0 K: 2 S: 8	H: 0 LOB: 0 BB: 0 P: 13	R: 0 E: 0 K: 0 S: 10	H: 0 LOB: 0 BB: 1 P: 16	R: 0 E: 0 K: 0 S: 11	H: 1 LOB: 3 BB: 1 P: 17	R: 2 E: 0 K: 0 S: 10	H: 2 LOB: 1 BB: 1 P: 19	R: 0 E: 0 K: 1 S: 10	H: 1 LOB: 0 BB: 0 P: 15	R: 1 E: 0 K: 0 S: 8	H: 2 LOB: 1 BB: 0 P: 14	R: 0 E: 0 K: 0 S: 7	H: 0 LOB: 1 BB: 0 P: 11	1B: 5 2B: 2 3B: 0 HR: 0	SF: 1 SAC: 0 DP: 2 HBP: 3	WP: 1 PB: 1 SB: 1 CS: 0	PA: 38
<b>PITCHER</b>	IP WLS BF H R ER SO BB IBB HBP BLK WP HR S P ERA WHIP																			
49 Tim Wakefield, R ERA: 2.93	6.0 W 26 4 2 2 3 4 0 2 0 1 0 61 101 3.00 1.333																			
17 Manny Delcarmen, R ERA: 0.59	1.0 3 1 0 0 1 0 0 0 0 0 0 0 10 15 0.00 1.000																			
48 Javier López, L ERA: 10.24	1.0 5 2 1 1 0 0 0 0 0 0 0 0 8 14 9.00 2.000																			
24 Takashi Saito, R ERA: 4.09	1.0 4 0 0 0 0 0 0 0 1 0 0 0 7 11 0.00 0.000																			

Cleveland Indians @ Boston Red Sox  
Fenway Park, Boston, MA  
Thu May 07 2009, 7:10 PM EDT  
Att: 37,541 - Cloudy - 67 F

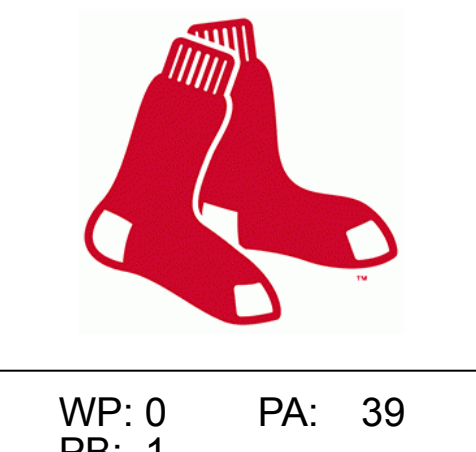
AB 30  
R 3  
H 7  
RBI 2  
BB 4  
SO 4  
LOB 14



Batter	1	2	3	4	5	6	7	8	9	AB	R	H	RBI	BB	SO	LOB	BOTTOM			
23 Julio Lugo, R OBP: 0.408, SLG: 0.450			L8																	
15 Dustin Pedroia, R OBP: 0.409, SLG: 0.419																				
44 Jason Bay, R OBP: 0.476, SLG: 0.653																				
25 Mike Lowell, R OBP: 0.328, SLG: 0.549																				
5 Rocco Baldelli, R OBP: 0.278, SLG: 0.235																				
7 J.D. Drew, L OBP: 0.377, SLG: 0.466																				
55 Jeff Bailey, R OBP: 0.310, SLG: 0.333																				
22 Nick Green, R OBP: 0.342, SLG: 0.417																				
16 George Kottaras, L OBP: 0.267, SLG: 0.240																				
<b>Inning Stats</b>	R: 1 E: 0 K: 0 S: 11	H: 2 LOB: 0 BB: 0 P: 20	R: 0 E: 0 K: 0 S: 10	H: 1 LOB: 0 BB: 0 P: 14	R: 0 E: 0 K: 0 S: 5	H: 0 LOB: 0 BB: 0 P: 6	R: 0 E: 0 K: 0 S: 7	H: 0 LOB: 0 BB: 0 P: 10	R: 0 E: 0 K: 1 S: 9	H: 1 LOB: 1 BB: 0 P: 11	R: 12 E: 0 K: 1 S: 28	H: 9 LOB: 3 BB: 3 P: 56	R: 0 E: 0 K: 1 S: 8	H: 0 LOB: 0 BB: 0 P: 11	R: 0 E: 0 K: 0 S: 4	H: 0 LOB: 0 BB: 0 P: 9	1B: 8 2B: 3 3B: 1 HR: 1	SF: 0 SAC: 0 DP: 1 HBP: 0	WP: 0 PB: 1 SB: 0 CS: 0	PA: 39
<b>PITCHER</b>	IP WLS BF H R ER SO BB IBB HBP BLK WP HR S P ERA WHIP																			
45 Jeremy Sowers, L ERA: 12.6	5.0 L 24 7 7 7 0 2 0 0 0 0 0 0 0 8 12 ∞ ∞																			
30 Masa Kobayashi, R ERA: 8.39	0.0 5 5 3 3 0 0 0 0 0 0 0 0 8 12 ∞ ∞																			
40 Matt Herge, R ERA: 4.5	2.0 7 1 3 3 2 0 0 0 0 0 0 1 18 30 13.50 0.500																			
50 Jensen Lewis, R ERA: 5.52	1.0 3 0 0 0 0 0 0 0 0 0 0 0 4 9 0.00 0.000																			

Cleveland Indians @ Boston Red Sox  
Fenway Park, Boston, MA  
Thu May 07 2009, 7:10 PM EDT  
Att: 37,541 - Cloudy - 67 F

AB 36  
R 13  
H 13  
RBI 13  
BB 3  
SO 3  
LOB 4









Batter	1	2	3	4	5	6	7	8	9	AB	R	H	RBI	BB	SO	LOB	TOP										
13 Josh Anderson, L (1, 7) OBP: 0.373, SLG: 0.418	G5-3		FC1-6 14 BB		G4-3				G6-3 14 BB	4	0	1	0	1	0	1	Detroit Tigers @ Cleveland Indians Progressive Field, Cleveland, OH Sat May 09 2009, 7:05 PM EDT Att: 33,640 - Overcast - 55 F										
14 Placido Polanco, R (1, 4) OBP: 0.315, SLG: 0.398	FC4-6 34 BB				F8		K		G6-3	4	0	1	0	1	1	3											
34 Clete Thomas, L (1, 9) OBP: 0.412, SLG: 0.533	FC4-6 24 S		G4-3		K				F7	4	0	0	0	0	1	3											
24 Miguel Cabrera, R (1, 10) OBP: 0.455, SLG: 0.611	G3-1				G5-3				F7	4	1	2	0	0	0	1											
28 Curtis Granderson, L (1, 8) OBP: 0.333, SLG: 0.504									K	2	1	1	0	2	1	1											
19 Jeff Larish, L (1, 3) OBP: 0.281, SLG: 0.429					F7				K	3	2	1	1	1	0	3											
15 Brandon Inge, R (1, 5) OBP: 0.391, SLG: 0.567					G5-4-3				K	3	0	1	1	0	1	3											
12 Gerald Laird, R (1, 2) OBP: 0.326, SLG: 0.316					F9				K	4	0	0	1	0	2	2											
39 Ramon Santiago, S (1, 6) OBP: 0.311, SLG: 0.381									G4-3	3	0	1	1	1	1	0											
Inning Stats	R: 0 E: 0 K: 0 S: 10	H: 1 LOB: 1 BB: 0 P: 14	R: 0 E: 0 K: 1 S: 7	H: 0 LOB: 0 BB: 1 P: 16	R: 0 E: 0 K: 1 S: 8	H: 0 LOB: 2 BB: 2 P: 18	R: 0 E: 0 K: 0 S: 11	H: 2 LOB: 1 BB: 0 P: 16	R: 0 E: 0 K: 2 S: 8	H: 0 LOB: 0 BB: 0 P: 12	R: 0 E: 0 K: 1 S: 7	H: 0 LOB: 0 BB: 0 P: 11	R: 2 E: 0 K: 1 S: 13	H: 1 LOB: 2 BB: 3 P: 28	R: 2 E: 0 K: 2 S: 18	H: 3 LOB: 1 BB: 0 P: 26		R: 0 E: 0 K: 0 S: 8	H: 1 LOB: 0 BB: 0 P: 11	1B: 7 2B: 0 3B: 1 HR: 0	SF: 0 SAC: 1 DP: 2 HBP: 0	WP: 0 PB: 0 SB: 1 CS: 1	PA: 38				
PITCHER	IP	WLS	BF	H	R	ER	SO	BB	IBB	HBP	BLK	WP	HR	S	P	ERA	WHIP										
55 Roberto Hernandez, R (1, 1) ERA: 5.97	6.2	L	28	4	2	2	4	6	0	0	0	0	0	61	112	2.70	1.500										
63 Rafael Betancourt, R (7, 1) ERA: 5.51	1.1		7	3	2	2	3	0	0	0	0	0	0	21	29	13.50	2.250										
34 Kerry Wood, R (9, 1) ERA: 6.56	1.0		3	1	0	0	0	0	0	0	0	0	0	8	11	0.00	1.000										

Batter	1	2	3	4	5	6	7	8	9	AB	R	H	RBI	BB	SO	LOB	BOTTOM										
24 Grady Sizemore, L (1, 8) OBP: 0.310, SLG: 0.430	K		K						G6-3	4	0	1	0	0	2	2	Detroit Tigers @ Cleveland Indians Progressive Field, Cleveland, OH Sat May 09 2009, 7:05 PM EDT Att: 33,640 - Overcast - 55 F										
Asdrubal Cabrera, S (1, 6) OBP: 0.389, SLG: 0.405	F8		K						F7	4	0	0	0	0	2	3											
41 Victor Martinez, S (1, 2) OBP: 0.458, SLG: 0.631	G3-1				G4-3				K	4	0	1	0	0	1	0											
17 Shin-Soo Choo, L (1, 9) OBP: 0.411, SLG: 0.451									K	3	0	2	0	1	1	1											
7 Mark DeRosa, R (1, 5) OBP: 0.309, SLG: 0.444					G5-3				K	3	0	1	0	1	0	2											
20 David Dellucci, L (1, 10) OBP: 0.310, SLG: 0.333					F7				K	4	0	0	0	0	1	6											
25 Ryan Garko, R (1, 3) OBP: 0.384, SLG: 0.375					G4-3				K	4	0	0	0	0	0	4											
12 Ben Francisco, R (1, 7) OBP: 0.330, SLG: 0.360					K				G5-3	3	0	1	0	0	1	0											
1 Luis Valbuena, L (1, 4) OBP: 0.429, SLG: 0.400					F7				G6-3	3	0	1	0	0	1	1											
Inning Stats	R: 0 E: 0 K: 1 S: 6	H: 0 LOB: 0 BB: 0 P: 8	R: 0 E: 0 K: 0 S: 11	H: 1 LOB: 1 BB: 0 P: 17	R: 0 E: 0 K: 3 S: 11	H: 1 LOB: 1 BB: 0 P: 15	R: 0 E: 0 K: 0 S: 13	H: 1 LOB: 1 BB: 0 P: 19	R: 0 E: 0 K: 1 S: 7	H: 0 LOB: 0 BB: 0 P: 9	R: 0 E: 0 K: 2 S: 9	H: 1 LOB: 0 BB: 0 P: 13	R: 0 E: 0 K: 0 S: 12	H: 1 LOB: 1 BB: 1 P: 21	R: 0 E: 0 K: 0 S: 11	H: 1 LOB: 1 BB: 0 P: 15		R: 0 E: 0 K: 2 S: 12	H: 1 LOB: 2 BB: 1 P: 22	1B: 5 2B: 3 3B: 0 HR: 0	SF: 0 SAC: 0 DP: 1 HBP: 0	WP: 0 PB: 0 SB: 1 CS: 1	PA: 34				
PITCHER	IP	WLS	BF	H	R	ER	SO	BB	IBB	HBP	BLK	WP	HR	S	P	ERA	WHIP										
36 Edwin Jackson, R (1, 1) ERA: 2.6	7.0	W	25	5	0	0	7	1	0	0	0	0	0	69	102	0.00	0.857										
54 Joel Zumaya, R (8, 1) ERA: 7.0	1.0		4	1	0	0	0	0	0	0	0	0	0	11	15	0.00	1.000										
56 Fernando Rodney, R (9, 1) ERA: 4.09	1.0		5	1	0	0	2	1	0	0	0	0	0	12	22	0.00	2.000										











Batter	1	2	3	4	5	6	7	8	9	AB	R	H	RBI	BB	SO	LOB	TOP					
5 Jayson Nix, R OBP: 0.241, SLG: 0.260	F9		HR	BB		K		G5-3		4	1	1	1	1	1	0						
10 Alexei Ramirez, R OBP: 0.241, SLG: 0.260										0	0	0	0	0	0	0						
17 Chris Getz, L OBP: 0.323, SLG: 0.337	K		P6	K			E3 25 WP 44 1B	P4		5	1	0	0	0	2	2						
23 Jermaine Dye, R OBP: 0.347, SLG: 0.518	25 HR		F7					G5-3		4	2	1	0	1	1	1						
25 Jim Thome, L OBP: 0.352, SLG: 0.477	HR		14 2B			25 HR				3	3	2	4	2	1	0						
14 Paul Konerko, R OBP: 0.354, SLG: 0.466	F9		2B			HR				4	0	1	0	1	1	0						
7 Josh Fields, R OBP: 0.328, SLG: 0.351		P4	K			K				5	0	0	0	0	3	5						
44 Corky Miller, R OBP: 0.310, SLG: 0.308	F8			5 BB		K				4	0	2	2	0	1	0						
22 Scott Podsednik, L OBP: 0.258, SLG: 0.276		F8					F8			3	0	1	0	1	0	1						
18 Brent Lillibridge, R OBP: 0.254, SLG: 0.190	F9							18 FC6-4		4	0	0	0	0	1	5						
<b>Inning Stats</b>	R: 2 H: 1 E: 0 K: 1 S: 10	H: 1 LOB: 0 BB: 1 P: 20	R: 0 H: 1 E: 0 K: 0 S: 15	H: 1 LOB: 1 BB: 0 P: 20	R: 1 H: 2 E: 0 K: 1 S: 13	H: 2 LOB: 2 BB: 1 P: 22	R: 0 H: 1 E: 0 K: 1 S: 9	H: 1 LOB: 0 BB: 1 P: 17	R: 2 H: 2 E: 0 K: 2 S: 10	H: 2 LOB: 0 BB: 0 P: 19	R: 0 H: 0 E: 0 K: 2 S: 10	H: 0 LOB: 0 BB: 0 P: 15	R: 2 H: 1 E: 1 K: 2 S: 15	H: 1 LOB: 3 BB: 3 P: 32	R: 0 H: 0 E: 0 K: 0 S: 8	H: 0 LOB: 0 BB: 0 P: 13	R: 0 H: 0 E: 0 K: 2 S: 11	H: 0 LOB: 0 BB: 0 P: 19	1B: 3 2B: 2 3B: 0 HR: 3	SF: 0 SAC: 0 DP: 0 HBP: 0	WP: 2 PB: 0 SB: 0 CS: 0	PA: 42
<b>PITCHER</b>	IP	WLS	BF	H	R	ER	SO	BB	IBB	HBP	BLK	WP	HR	S	P	ERA	WHIP					
45 Jeremy Sowers, L ERA: 12.0	4.0	L	22	7	5	5	3	3	0	0	0	0	3	50	85	11.25	2.500					
50 Jensen Lewis, R ERA: 4.28	2.1		8	0	1	1	5	0	0	0	0	0	0	23	36	3.86	0.000					
49 Tony Sipp, L ERA: 4.26	0.1		5	1	1	0	1	3	0	0	0	1	0	8	23	0.00	12.000					
40 Matt Herges, R ERA: 1.89	2.1		7	0	0	0	2	0	0	0	0	0	0	20	33	0.00	0.000					

Chicago White Sox @ Cleveland Indians  
 Progressive Field, Cleveland, OH  
 Tue May 12 2009, 7:05 PM EDT  
 Att: 16,760 - Clear - 57 F

AB	36
R	7
H	8
RBI	7
BB	6
SO	11
LOB	14



Batter	1	2	3	4	5	6	7	8	9	AB	R	H	RBI	BB	SO	LOB	BOTTOM					
24 Grady Sizemore, L OBP: 0.313, SLG: 0.411	G6-3			2B		41 CS			F9	4	0	1	0	1	1	2						
Asdrubal Cabrera, S OBP: 0.397, SLG: 0.424	G4-3		17 WP 41 BB 17 G3				F9		G5-3	5	1	2	1	0	0	1						
41 Victor Martinez, S OBP: 0.462, SLG: 0.603	7 FC5-4		17 G3 2 1B 17 WP				CS		F9	2	1	1	0	2	0	0						
7 Mark DeRosa, R OBP: 0.303, SLG: 0.428	FC5-4		F7				G5-3			4	0	0	0	0	1	6						
17 Shin-Soo Choo, L OBP: 0.406, SLG: 0.425	16 BB		G3				G3			3	1	0	1	1	1	4						
2 Johnny Peralta, R OBP: 0.305, SLG: 0.322	F7							F7		4	0	1	1	0	1	1						
25 Ryan Garko, R OBP: 0.370, SLG: 0.364	K		F9					P6		4	0	1	0	0	1	2						
16 Matt LaPorta, R OBP: 0.316, SLG: 0.375	12 2B		G4-6-3					K		3	1	1	0	1	1	1						
12 Ben Francisco, R OBP: 0.321, SLG: 0.366			F9				G6-3			4	0	1	1	0	0	1						
<b>Inning Stats</b>	R: 0 H: 1 E: 0 K: 0 S: 8	H: 1 LOB: 1 BB: 0 P: 17	R: 1 H: 1 E: 0 K: 2 S: 16	H: 1 LOB: 2 BB: 2 P: 30	R: 2 H: 2 E: 0 K: 0 S: 11	H: 2 LOB: 1 BB: 1 P: 21	R: 1 H: 3 E: 0 K: 2 S: 16	H: 3 LOB: 3 BB: 1 P: 29	R: 0 H: 1 E: 0 K: 1 S: 9	H: 1 LOB: 0 BB: 0 P: 15	R: 0 H: 0 E: 0 K: 0 S: 5	H: 0 LOB: 0 BB: 1 P: 13	R: 0 H: 0 E: 0 K: 0 S: 11	H: 0 LOB: 0 BB: 0 P: 15	R: 0 H: 0 E: 0 K: 1 S: 8	H: 0 LOB: 0 BB: 0 P: 11	R: 0 H: 0 E: 0 K: 0 S: 7	H: 0 LOB: 0 BB: 0 P: 12	1B: 6 2B: 2 3B: 0 HR: 0	SF: 0 SAC: 0 DP: 1 HBP: 0	WP: 1 PB: 0 SB: 0 CS: 1	PA: 39
<b>PITCHER</b>	IP	WLS	BF	H	R	ER	SO	BB	IBB	HBP	BLK	WP	HR	S	P	ERA	WHIP					
54 Clayton Richard, L ERA: 5.4	3.1		19	4	4	4	3	3	0	0	0	0	0	19	35	10.80	2.700					
D.J. Carrasco, R ERA: 2.89	2.0	W	8	2	0	0	3	0	1	0	0	0	0	19	35	0.00	1.000					
37 Matt Thornton, L ERA: 2.84	1.2	H	5	0	0	0	0	1	0	0	0	0	0	15	26	0.00	0.600					
26 Octavio Dotel, R ERA: 1.5	1.0	H	3	0	0	0	1	0	0	0	0	0	0	8	11	0.00	0.000					
45 Bobby Jenks, R ERA: 1.5	1.0	S	3	0	0	0	0	0	0	0	0	0	0	7	12	0.00	0.000					

Chicago White Sox @ Cleveland Indians  
 Progressive Field, Cleveland, OH  
 Tue May 12 2009, 7:05 PM EDT  
 Att: 16,760 - Clear - 57 F

AB	33
R	4
H	8
RBI	4
BB	5
SO	6
LOB	18





Batter	1	2	3	4	5	6	7	8	9	AB	R	H	RBI	BB	SO	LOB	TOP					
5 Jayson Nix, R OBP: 0.375, SLG: 0.650 (1,4)	G1-3 C SI 90 B CU 76 X CH 84			P3 F SI 90 B CU 76 X CH 84		1B B CH 84 B SI 91 X SI 91		F9 F FF 92 X FF 93		4	0	1	0	0	0	0						
22 Scott Podsednik, L OBP: 0.286, SLG: 0.303 (1,7)	G6-3 C FF 90 X SI 91			G6-3 C SI 90 C FC 88 X SI 92		1B F SI 91 B CU 77 X SI 93		1B C FC 91 B CH 85 X FF 92		4	0	2	0	0	0	0						
23 Jermaine Dye, R OBP: 0.339, SLG: 0.504 17 Chris Getz, L OBP: 0.320, SLG: 0.333 (1,9)	G5-3 C SI 92 B CH 84 X CH 84			K B CH 84 B SI 92 X CH 84		K F SI 91 B CH 83 X SI 92		FC5-4 F FF 91 1 SAFE C FF 91 B FC 91 B CH 83 F FF 92 X FF 92		3	0	0	0	0	2	3						
14 Paul Konerko, R OBP: 0.351, SLG: 0.459 (1,3)		G6-3 B SI 90 F SI 90 X FC 88			K F CH 83 F CU 74 S CH 84		1B C CH 82 F SI 91 X CU 75	F8 1 SAFE X FF 93		4	0	1	0	0	1	1						
12 A.J. Pierzynski, L OBP: 0.324, SLG: 0.464 (1,2)		F8 B SI 91 X SI 91			G4-3 C FF 91 X SI 92		K C FC 86 F FC 86 F FC 86		K F FF 95 B FF 97 C CU 82	4	0	0	0	0	2	1						
7 Josh Fields, R OBP: 0.318, SLG: 0.339 (1,5)					F8 F FF 90 X FF 90		K B CH 82 F FC 86 C SI 91		F9 F FF 96 B FF 97 X FF 97	4	0	0	0	0	2	1						
15 Wilson Betemit, S OBP: 0.316, SLG: 0.400 (1,10)					K C SI 90 S SI 91 S CH 84		K B SI 91 B CH 84 B SI 90	1B 10 1B	G3 F FF 97 B FF 96 X FF 96	3	0	0	0	1	2	0						
10 Alexei Ramirez, R OBP: 0.261, SLG: 0.282 (1,6)					G5-4-3 X FF 91		1B F FF 90 F FF 90 X FF 91	1B C CH 83 F FC 86 X CU 75		3	0	3	0	0	0	0						
18 Brent Lillibridge, R OBP: 0.247, SLG: 0.185 20 Carlos Quentin, R OBP: 0.336, SLG: 0.478 (1,8)					G5-4-3 C CH 82 C CH 83 F FC 86 X CU 76		K B CH 83 B SI 90 S SI 91	F8 F FF 91 X FF 93		2	0	0	0	0	1	2						
<b>Inning Stats</b>	R: 0 E: 0 K: 0 S: 8	H: 0 LOB: 0 BB: 0 P: 11	R: 0 E: 0 K: 1 S: 8	H: 0 LOB: 0 BB: 0 P: 12	R: 0 E: 0 K: 1 S: 10	H: 1 LOB: 0 BB: 0 P: 11	R: 0 E: 0 K: 1 S: 12	H: 0 LOB: 0 BB: 0 P: 17	R: 0 E: 0 K: 1 S: 7	H: 0 LOB: 0 BB: 0 P: 7	R: 0 E: 0 K: 3 S: 19	H: 3 LOB: 3 BB: 0 P: 29	R: 0 E: 0 K: 2 S: 19	H: 2 LOB: 3 BB: 1 P: 26	R: 0 E: 0 K: 0 S: 9	H: 1 LOB: 1 BB: 0 P: 10	R: 0 E: 0 K: 1 S: 7	H: 0 LOB: 0 BB: 0 P: 10	1B: 7 2B: 0 3B: 0 HR: 0	SF: 0 SAC: 0 DP: 1 HBP: 0	WP: 0 PB: 0 CS: 0	PA: 34
<b>PITCHER</b>	IP WLS BF H R ER SO BB IBB HBP BLK WP HR S P ERA WHIP																					
31 Cliff Lee, L ERA: 3.0 63 Rafael Betancourt, R ERA: 4.91 34 Kerry Wood, R ERA: 6.0 (1,1)	7.0 W 27 6 0 0 9 1 0 0 0 0 0 0 83 113 0.00 1.000																					

Chicago White Sox @ Cleveland Indians  
Progressive Field, Cleveland, OH  
Wed May 13 2009, 12:05 PM EDT  
Att: 23,884 - Cloudy - 64 F

livebaseballscorecards.com

AB 33  
R 0  
H 7  
RBI 0  
BB 1  
SO 10  
LOB 12



Batter	1	2	3	4	5	6	7	8	9	AB	R	H	RBI	BB	SO	LOB	BOTTOM			
24 Grady Sizemore, L OBP: 0.311, SLG: 0.407 (1,8)	P5 B FF 82 X FF 82			G4-3 B FF 85 S CU 69 B CU 76 B SI 88 X FC 82		1B X FF 83		K C CU 72 C FC 85		4	0	1	1	0	1	1				
Asdrubal Cabrera, S OBP: 0.380, SLG: 0.411 (1,4)	L6 C SI 84 X CH 81			G6-3 C FC 81 X CH 78		L4 B FC 82 1 SAFE L FF 83 C CH 77 X SI 86		F9 C CU 71 X SI 87		4	0	0	0	0	0	2				
41 Victor Martinez, S OBP: 0.469, SLG: 0.630 (1,3)	HR C SI 83 B SI 84 X SI 83			1B B SI 84 B CH 78 X CH 78		1B C CH 78 1 SAFE F FF 83 X FC 83		F8 C FF 92 B SL 82 C FC 82 F FF 93 X FO 83		4	1	3	1	0	0	0				
17 Shin-Soo Choo, L OBP: 0.401, SLG: 0.419 (1,9)	1B C FF 84 X SI 84			K S FC 80 B FF 82 F SI 85 S CU 72		K C CU 70 D CU 72 S CU 74		K C FF 83 S SL 81		4	0	1	0	0	3	3				
2 Johnny Peralta, R OBP: 0.303, SLG: 0.320 (1,6)	FC5-4 C SI 84 X FF 81			FC5-4 B CH 78 B FF 82 X CH 80		HR X SI 86		G6-3 C CU 88 F FF 84 X CH 76		4	1	1	0	0	0	2				
25 Ryan Garko, R OBP: 0.365, SLG: 0.395 (1,10)		K B SI 83 C CH 77 P SI 86 C SI 86		HR X SI 86		L1 X SI 86		F8 B FF 84 1 SAFE F FF 83 C FF 84 X FF 84		4	1	1	2	0	1	1				
11 Jamey Carroll, R (1,5)		G5-3 B FF 84 C SI 83 C FC 86 X FF 86		G5-3 X SI 85		G6-3 X SI 86				3	0	0	0	0	0	0				
16 Matt LaPorta, R OBP: 0.364, SLG: 0.444 (1,7)		G6-3 B CU 88 B CU 89 S FC 81 S CH 77 B CH 78 B SI 84 F FC 82 X CH 78		HR B SI 83 B FF 86 B SI 84		2B B SI 83 C SI 84 B CH 78 F SI 85 X CH 79				2	1	1	0	1	0	0				
10 Kelly Shoppach, R OBP: 0.356, SLG: 0.350 (1,2)					K F CU 88 F FF 84 C FF 85		SH3-4 L CH 79 1 SAFE B SI 85 B CH 78 S FF 87		K S FF 83 B CH 78 S FF 87	2	0	0	0	0	2	1				
<b>Inning Stats</b>	R: 1 E: 0 K: 0 S: 9	H: 2 LOB: 1 BB: 0 P: 11	R: 0 E: 0 K: 1 S: 13	H: 0 LOB: 0 BB: 0 P: 18	R: 0 E: 0 K: 1 S: 8	H: 0 LOB: 0 BB: 0 P: 11	R: 2 E: 0 K: 1 S: 8	H: 2 LOB: 0 BB: 0 P: 13	R: 1 E: 0 K: 1 S: 13	H: 2 LOB: 2 BB: 1 P: 21	R: 0 E: 0 K: 0 S: 6	H: 0 LOB: 0 BB: 0 P: 7	R: 0 E: 0 K: 2 S: 11	H: 1 LOB: 1 BB: 0 P: 17	R: 0 E: 0 K: 1 S: 16	H: 1 LOB: 1 BB: 0 P: 21	1B: 5 2B: 1 3B: 0 HR: 2	SF: 0 SAC: 1 DP: 0 HBP: 0	WP: 0 PB: 0 CS: 0	PA: 33
<b>PITCHER</b>	IP WLS BF H R ER SO BB IBB HBP BLK WP HR S P ERA WHIP																			
56 Mark Buehrle, L ERA: 3.0 71 Scott Linebrink, R ERA: 0.75 (1,1)	7.0 L 29 7 4 4 6 1 0 0 0 0 0 0 16 21 0.00 1.000																			

Chicago White Sox @ Cleveland Indians  
Progressive Field, Cleveland, OH  
Wed May 13 2009, 12:05 PM EDT  
Att: 23,884 - Cloudy - 64 F

livebaseballscorecards.com

AB 31  
R 4  
H 8  
RBI 4  
BB 1  
SO 7  
LOB 10













Batter	1	2	3	4	5	6	7	8	9	AB	R	H	RBI	BB	SO	LOB	TOP
24 Grady Sizemore, L OBP: 0.302, SLG: 0.403										4	0	0	0	1	1	0	<b>Cleveland Indians @ Tampa Bay Rays</b> Tropicana Field, St. Petersburg, FL Sat May 16 2009, 4:10 PM EDT Att: 34,235 - Dome - 72 F
Asdrúbal Cabrera, S OBP: 0.381, SLG: 0.420										5	0	0	0	0	3	2	
41 Victor Martínez, S OBP: 0.483, SLG: 0.644										4	1	3	0	0	0	0	
17 Shin-Soo Choo, L OBP: 0.422, SLG: 0.488										4	1	1	0	0	1	2	
2 Jhonny Peralta, R OBP: 0.331, SLG: 0.348										4	0	2	1	0	0	0	
16 Matt LaPorta, R OBP: 0.278, SLG: 0.323										4	0	0	0	0	2	4	
20 David Dellucci, L OBP: 0.308, SLG: 0.294										1	0	0	1	1	0	0	
12 Ben Francisco, R OBP: 0.308, SLG: 0.349										0	0	0	0	0	0	0	
10 Kelly Shoppach, R OBP: 0.364, SLG: 0.339										2	0	0	0	0	2	4	
1 Luis Valbuena, L OBP: 0.261, SLG: 0.211										4	0	0	0	0	0	3	
<b>Inning Stats</b>	R: 0 H: 0 E: 0 K: 1 S: 12	H: 0 LOB: 0 BB: 0 P: 17	R: 0 H: 0 E: 0 K: 0 S: 3	H: 0 LOB: 0 BB: 0 P: 5	R: 0 H: 0 E: 0 K: 0 S: 9	H: 2 LOB: 3 BB: 1 P: 22	R: 0 H: 0 E: 0 K: 1 S: 11	H: 3 LOB: 2 BB: 1 P: 41	R: 0 H: 1 E: 0 K: 2 S: 12	H: 0 LOB: 2 BB: 0 P: 17	R: 0 H: 0 E: 0 K: 1 S: 10	H: 0 LOB: 0 BB: 0 P: 14	1B: 5 2B: 1 3B: 0 HR: 0	SF: 1 SAC: 0 DP: 0 HBP: 1	WP: 0 PB: 0 SB: 1 CS: 0	PA: 38	
<b>PITCHER</b>	IP WLS BF H R ER SO BB IBB HBP BLK WP HR S P ERA WHIP																
22 Matt Garza, R ERA: 3.5	6.0 W 27 5 2 2 3 4 0 0 0 0 0 0 0 12 19 3.00 1.500																
52 Brian Shouse, L ERA: 3.23	1.0 H 4 1 0 0 2 0 0 0 0 0 0 0 12 17 0.00 1.000																
50 Grant Balfour, R ERA: 5.94	1.0 H 4 0 0 0 2 0 0 1 0 0 0 10 17 0.00 0.000																
46 Joe Nelson, R ERA: 5.94	1.0 S 3 0 0 0 1 0 0 0 0 0 0 10 14 0.00 0.000																

Batter	1	2	3	4	5	6	7	8	9	AB	R	H	RBI	BB	SO	LOB	BOTTOM	
2 B.J. Upton, R OBP: 0.292, SLG: 0.296										4	1	1	1	0	3	1	<b>Cleveland Indians @ Tampa Bay Rays</b> Tropicana Field, St. Petersburg, FL Sat May 16 2009, 4:10 PM EDT Att: 34,235 - Dome - 72 F	
13 Carl Crawford, L OBP: 0.395, SLG: 0.464										4	1	2	0	0	1	1		
3 Evan Longoria, R OBP: 0.401, SLG: 0.685										3	0	1	0	1	1	1		
23 Carlos Pena, L OBP: 0.363, SLG: 0.610										3	0	0	0	1	3	3		
16 Willy Aybar, S OBP: 0.328, SLG: 0.333										3	0	0	0	1	0	4		
26 Gabe Gross, L OBP: 0.370, SLG: 0.355										1	1	0	0	1	0	0		
18 Ben Zobrist, S OBP: 0.378, SLG: 0.646										2	0	1	1	0	0	2		
1 Akinori Iwamura, L OBP: 0.343, SLG: 0.375										4	1	2	0	0	0	4		
8 Jason Bartlett, R OBP: 0.397, SLG: 0.534										3	0	1	2	0	0	1		
30 Dioner Navarro, S OBP: 0.205, SLG: 0.241										3	0	0	0	0	1	1		
<b>Inning Stats</b>	R: 0 H: 0 E: 0 K: 3 S: 9	H: 0 LOB: 0 BB: 0 P: 13	R: 0 H: 0 E: 0 K: 1 S: 10	H: 0 LOB: 0 BB: 0 P: 13	R: 0 H: 1 E: 0 K: 0 S: 9	H: 2 LOB: 1 BB: 1 P: 14	R: 1 H: 2 E: 0 K: 0 S: 9	H: 2 LOB: 1 BB: 1 P: 36	R: 0 H: 1 E: 0 K: 1 S: 12	H: 0 LOB: 2 BB: 1 P: 21	R: 0 H: 0 E: 0 K: 1 S: 7	H: 0 LOB: 0 BB: 0 P: 11	R: 1 H: 2 E: 0 K: 0 S: 13	H: 2 LOB: 2 BB: 1 P: 22	1B: 5 2B: 1 3B: 1 HR: 1	SF: 0 SAC: 0 DP: 2 HBP: 0	WP: 0 PB: 1 SB: 3 CS: 0	PA: 34
<b>PITCHER</b>	IP WLS BF H R ER SO BB IBB HBP BLK WP HR S P ERA WHIP																	
44 Carl Pavano, R ERA: 6.33	5.0 L 21 6 3 3 6 2 0 0 0 0 0 0 30 52 5.40 1.600																	
32 Aaron Laffey, L ERA: 3.41	3.0 13 2 1 1 3 2 0 0 0 0 0 0 30 52 3.00 1.333																	



Batter	1	2	3	4	5	6	7	8	9	AB R H RBI BB SO LOB	TOP											
Asdrubal Cabrera, S OBP: 0.376, SLG: 0.419	G1-3						G6-3		K	5 0 1 0 0 1 2	<b>Cleveland Indians @ Tampa Bay Rays</b> Tropicana Field, St. Petersburg, FL Sun May 17 2009, 1:38 PM EDT Att: 28,841 - Dome - 72 F											
11 Jamey Carroll, R OBP: 0.417, SLG: 0.667		G6-3							L7	5 1 3 0 0 0 2												
41 Victor Martinez, S OBP: 0.478, SLG: 0.632										3 0 0 1 1 0 1												
17 Shin-Soo Choo, L OBP: 0.412, SLG: 0.474	G6-3									4 0 0 0 0 1 3												
2 Jhonny Peralta, R OBP: 0.322, SLG: 0.338										4 0 0 0 0 2 0												
25 Ryan Garko, R OBP: 0.352, SLG: 0.371										4 0 0 0 0 1 0												
20 David Dellucci, L OBP: 0.326, SLG: 0.342										4 1 2 0 0 2 0												
7 Mark DeRosa, R OBP: 0.313, SLG: 0.416										2 1 0 0 1 0 1												
12 Ben Francisco, R OBP: 0.322, SLG: 0.413										3 2 2 4 1 1 1												
<b>Inning Stats</b>	R: 0 E: 0 K: 0 S: 10	H: 1 LOB: 1 BB: 0 P: 13	R: 3 E: 0 K: 0 S: 20	H: 3 LOB: 1 BB: 1 P: 34	R: 0 E: 0 K: 1 S: 7	H: 0 LOB: 0 BB: 0 P: 10	R: 0 E: 0 K: 2 S: 8	H: 0 LOB: 0 BB: 0 P: 11	R: 2 E: 0 K: 0 S: 20	H: 2 LOB: 0 BB: 0 P: 26		R: 0 E: 0 K: 0 S: 9	H: 1 LOB: 1 BB: 0 P: 17	R: 0 E: 0 K: 1 S: 12	H: 1 LOB: 2 BB: 2 P: 26	R: 0 E: 0 K: 2 S: 8	H: 0 LOB: 0 BB: 0 P: 12	R: 0 E: 0 K: 2 S: 9	H: 0 LOB: 1 BB: 0 P: 15	1B: 2 2B: 3 3B: 1 HR: 2	SF: 0 SAC: 0 DP: 1 HBP: 1	WP: 0 PB: 0 SB: 0 CS: 0
<b>PITCHER</b>	IP WLS BF H R ER SO BB IBB HBP BLK WP HR S P ERA WHIP											IP WLS BF H R ER SO BB IBB HBP BLK WP HR S P ERA WHIP										
21 Andy Sonnanstine, R ERA: 7.36	5.2 W 25 7 5 5 3 1 0 0 0 0 2 73 108 7.94 1.412																					
50 Grant Balfour, R ERA: 5.6	1.0 H 5 1 0 0 0 2 0 0 0 0 0 10 24 0.00 3.000																					
39 J.P. Howell, L ERA: 2.6	1.1 H 4 0 0 0 3 0 0 0 0 0 0 11 17 0.00 0.000																					
40 Troy Percival, R ERA: 4.91	1.0 S 4 0 0 0 2 0 0 0 1 0 0 0 9 15 0.00 0.000																					

Batter	1	2	3	4	5	6	7	8	9	AB R H RBI BB SO LOB	BOTTOM									
2 B.J. Upton, R OBP: 0.295, SLG: 0.289										3 1 0 0 2 0 2	<b>Cleveland Indians @ Tampa Bay Rays</b> Tropicana Field, St. Petersburg, FL Sun May 17 2009, 1:38 PM EDT Att: 28,841 - Dome - 72 F									
13 Carl Crawford, L OBP: 0.390, SLG: 0.455										5 0 1 1 0 1 3										
21 Andy Sonnanstine, L OBP: 0.298, SLG: 0.657										3 0 1 1 0 1 1										
3 Evan Longoria, R OBP: 0.405, SLG: 0.685										0 0 0 0 1 0 0										
23 Carlos Pena, L OBP: 0.360, SLG: 0.597										3 0 0 0 1 1 1										
18 Ben Zobrist, S OBP: 0.372, SLG: 0.651										4 1 1 0 0 1 3										
8 Jason Bartlett, R OBP: 0.407, SLG: 0.563										4 2 3 1 0 1 0										
19 Gabe Kapler, R OBP: 0.340										2 1 0 1 1 0 1										
50 Grant Balfour, R ERA: 5.6										0 0 0 0 0 0 0										
39 J.P. Howell, L ERA: 2.6										0 0 0 0 0 1 0										
16 Willy Aybar, S OBP: 0.323, SLG: 0.327										0 0 0 0 0 0 0										
40 Troy Percival, R ERA: 4.91										2 1 1 0 2 1 0										
1 Akinori Iwamura, L OBP: 0.354, SLG: 0.377										2 1 1 0 2 1 0										
41 Michel Hernandez, R OBP: 0.321, SLG: 0.481										3 1 1 3 1 1 3										
<b>Inning Stats</b>	R: 1 E: 0 K: 0 S: 10	H: 1 LOB: 1 BB: 1 P: 21	R: 1 E: 0 K: 1 S: 14	H: 1 LOB: 1 BB: 1 P: 25	R: 0 E: 0 K: 1 S: 8	H: 0 LOB: 0 BB: 0 P: 13	R: 5 E: 0 K: 1 S: 23	H: 5 LOB: 2 BB: 2 P: 42	R: 0 E: 0 K: 0 S: 9	H: 1 LOB: 1 BB: 1 P: 17	R: 0 E: 0 K: 0 S: 9	H: 0 LOB: 0 BB: 1 P: 18	R: 0 E: 0 K: 2 S: 9	H: 0 LOB: 0 BB: 0 P: 14	R: 0 E: 0 K: 3 S: 13	H: 0 LOB: 2 BB: 2 P: 24	1B: 3 2B: 3 3B: 2 HR: 0	SF: 0 SAC: 0 DP: 1 HBP: 0	WP: 1 PB: 0 SB: 2 CS: 0	PA: 39
<b>PITCHER</b>	IP WLS BF H R ER SO BB IBB HBP BLK WP HR S P ERA WHIP											IP WLS BF H R ER SO BB IBB HBP BLK WP HR S P ERA WHIP								
28 David Huff, L ERA: 17.18	3.2 L 22 7 7 2 3 1 0 0 0 0 0 21 39 0.00 1.286																			
36 Greg Aquino, R ERA: 2.08	2.1 8 1 0 0 1 2 0 0 0 0 0 0 19 30 0.00 0.600																			
40 Matt Herge, R ERA: 2.08	1.2 6 0 0 0 4 1 0 0 0 0 0 0 3 8 0.00 3.000																			
34 Kerry Wood, R ERA: 5.84	0.1 2 0 0 0 1 1 0 0 0 0 1 0 3 8 0.00 3.000																			

AB	34
R	5
H	8
RBI	5
BB	3
SO	8
LOB	10



AB	30
R	7
H	8
RBI	7
BB	8
SO	8
LOB	14





Batter	1	2	3	4	5	6	7	8	9	AB	R	H	RBI	BB	SO	LOB	TOP										
Asdrubal Cabrera, S OBP: 0.376, SLG: 0.425										5	1	2	0	0	0	0											
24 Grady Sizemore, L OBP: 0.295, SLG: 0.393										4	0	0	0	0	1	3											
41 Victor Martinez, S OBP: 0.478, SLG: 0.626										3	0	1	1	1	0	1											
17 Shin-Soo Choo, L OBP: 0.408, SLG: 0.467										4	1	1	0	0	0	2											
7 Mark DeRosa, R OBP: 0.312, SLG: 0.412										4	0	1	0	0	1	1											
12 Ben Francisco, R OBP: 0.320, SLG: 0.402										3	1	0	0	1	0	1											
16 Matt LaPorta, R OBP: 0.300, SLG: 0.324										3	1	1	1	0	2	0											
10 Kelly Shoppach, R OBP: 0.370, SLG: 0.394										4	1	2	2	0	0	1											
1 Luis Valbuena, L OBP: 0.259, SLG: 0.217										4	0	1	0	0	1	1											
<b>Inning Stats</b>	R: 1 E: 0 K: 1 S: 9	H: 2 LOB: 1 BB: 0 P: 14	R: 0 E: 0 K: 1 S: 11	H: 1 LOB: 1 BB: 0 P: 16	R: 0 E: 0 K: 1 S: 7	H: 0 LOB: 0 BB: 0 P: 12	R: 1 E: 0 K: 0 S: 8	H: 1 LOB: 1 BB: 0 P: 16	R: 0 E: 0 K: 0 S: 5	H: 2 LOB: 1 BB: 0 P: 6	R: 3 E: 0 K: 1 S: 12	H: 3 LOB: 1 BB: 0 P: 23	R: 0 E: 0 K: 0 S: 9	H: 0 LOB: 1 BB: 1 P: 15	R: 0 E: 0 K: 1 S: 6	H: 0 LOB: 0 BB: 0 P: 10	R: 0 E: 0 K: 0 S: 9	H: 0 LOB: 0 BB: 0 P: 14	1B: 7 2B: 2 HR: 1	SF: 0 SAC: 0 DP: 2 HBP: 1	WP: 0 PB: 0 CS: 0	PA: 37					
<b>PITCHER</b>	IP	WLS	BF	H	R	ER	SO	BB	IBB	HBP	BLK	WP	HR	S	P	ERA	WHIP										
19 Brian Bannister, R ERA: 2.75	6.0		27	9	5	5	4	1	0	1	0	0	1	52	87	7.50	1.667										
52 Horacio Ramirez, L ERA: 5.74	2.0		7	0	0	0	1	1	0	0	0	0	0	15	25	0.00	0.500										
40 Kyle Farnsworth, R ERA: 4.4	1.0	W	3	0	0	0	0	0	0	0	0	0	0	9	14	0.00	0.000										

Cleveland Indians @ Kansas City Royals  
Kauffman Stadium, Kansas City, MO

Tue May 19 2009, 7:10 PM CDT  
Att: 25,024 - Clear - 78 F

AB 34  
R 5  
H 9  
RBI 4  
BB 2  
SO 5  
LOB 10



Batter	1	2	3	4	5	6	7	8	9	AB	R	H	RBI	BB	SO	LOB	BOTTOM										
2 Coco Crisp, S OBP: 0.353, SLG: 0.427										4	0	0	0	0	0	1											
13 Alberto Callaspo, S OBP: 0.302, SLG: 0.315										4	0	1	0	0	0	0											
16 Billy Butler, R OBP: 0.363, SLG: 0.446										4	1	2	0	0	1	0											
11 Jose Guillen, R OBP: 0.402, SLG: 0.422										4	0	2	1	0	0	1											
17 Mike Jacobs, L OBP: 0.343, SLG: 0.540										4	2	2	1	0	1	2											
24 Mark Teahen, L OBP: 0.372, SLG: 0.468										4	1	2	2	0	0	2											
21 Miguel Olivo, R OBP: 0.281, SLG: 0.369										3	0	1	0	1	1	1											
35 Mitch Maier, L OBP: 0.405, SLG: 0.333										0	1	0	0	0	0	0											
9 David DeJesus, L OBP: 0.289, SLG: 0.406										3	1	1	1	0	0	0											
8 Willie Bloomquist, R OBP: 0.391, SLG: 0.427										3	0	0	1	0	0	1											
<b>Inning Stats</b>	R: 0 E: 0 K: 0 S: 6	H: 1 LOB: 1 BB: 0 P: 12	R: 1 E: 0 K: 0 S: 10	H: 2 LOB: 0 BB: 0 P: 18	R: 0 E: 0 K: 0 S: 7	H: 1 LOB: 1 BB: 0 P: 8	R: 0 E: 0 K: 2 S: 8	H: 1 LOB: 1 BB: 0 P: 11	R: 0 E: 0 K: 0 S: 7	H: 1 LOB: 1 BB: 0 P: 9	R: 1 E: 0 K: 0 S: 10	H: 2 LOB: 1 BB: 0 P: 17	R: 0 E: 0 K: 1 S: 11	H: 0 LOB: 0 BB: 0 P: 16	R: 0 E: 0 K: 0 S: 6	H: 0 LOB: 0 BB: 0 P: 10	R: 4 E: 0 K: 0 S: 12	H: 3 LOB: 1 BB: 1 P: 24	1B: 6 2B: 3 3B: 1 HR: 2	SF: 1 SAC: 1 DP: 1 HBP: 0	WP: 0 PB: 0 CS: 0	PA: 36					
<b>PITCHER</b>	IP	WLS	BF	H	R	ER	SO	BB	IBB	HBP	BLK	WP	HR	S	P	ERA	WHIP										
31 Cliff Lee, L ERA: 2.9	8.0		30	8	2	2	3	0	0	0	0	0	2	65	101	2.25	1.000										
34 Kerry Wood, R ERA: 6.31	0.2	L	6	3	4	4	0	1	0	0	0	0	2	12	24	54.00	6.000										

Cleveland Indians @ Kansas City Royals  
Kauffman Stadium, Kansas City, MO

Tue May 19 2009, 7:10 PM CDT  
Att: 25,024 - Clear - 78 F

AB 33  
R 6  
H 11  
RBI 6  
BB 1  
SO 3  
LOB 8





Batter	1	2	3	4	5	6	7	8	9	AB	R	H	RBI	BB	SO	LOB	TOP					
Asdrubal Cabrera, S OBP: 0.297, SLG: 0.427										4	0	1	1	1	0	1	<b>Cleveland Indians @ Kansas City Royals</b> Kauffman Stadium, Kansas City, MO Wed May 20 2009, 7:10 PM CDT Att: 19,652 - Partly Cloudy - 78 F					
24 Grady Sizemore, L OBP: 0.297, SLG: 0.361										5	0	0	1	0	1	3						
41 Victor Martinez, S OBP: 0.476, SLG: 0.625										5	1	2	0	0	0	3						
17 Shin-Soo Choo, L OBP: 0.420, SLG: 0.471										3	1	2	1	2	0	0						
2 Johnny Peralta, R OBP: 0.327, SLG: 0.343										4	0	2	1	0	0	3						
25 Ryan Garko, R OBP: 0.339, SLG: 0.355										4	0	0	0	0	0	3						
16 Matt LaPorta, R OBP: 0.300, SLG: 0.324										0	1	0	0	0	0	0						
10 Kelly Shoppach, R OBP: 0.370, SLG: 0.394										0	0	0	0	0	0	0						
7 Mark DeRosa, R OBP: 0.322, SLG: 0.427										4	2	3	1	0	1	1						
12 Ben Francisco, R OBP: 0.326, SLG: 0.405										4	1	2	1	0	0	1						
11 Jamey Carroll, R OBP: 0.375, SLG: 0.533										3	0	0	0	0	0	3						
<b>Inning Stats</b>	R: 0 E: 0 K: 1 S: 12	H: 1 LOB: 0 BB: 0 P: 14	R: 0 E: 0 K: 1 S: 9	H: 1 LOB: 1 BB: 0 P: 13	R: 0 E: 0 K: 0 S: 7	H: 0 LOB: 0 BB: 0 P: 14	R: 2 E: 0 K: 0 S: 10	H: 3 LOB: 0 BB: 0 P: 15	R: 0 E: 0 K: 0 S: 8	H: 0 LOB: 1 BB: 0 P: 11	R: 0 E: 0 K: 0 S: 9	H: 0 LOB: 1 BB: 1 P: 20	R: 2 E: 0 K: 0 S: 11	H: 2 LOB: 2 BB: 1 P: 19	R: 2 E: 0 K: 0 S: 18	H: 3 LOB: 2 BB: 0 P: 26	R: 0 E: 0 K: 0 S: 14	H: 1 LOB: 2 BB: 1 P: 23	1B: 9 2B: 4 3B: 0 HR: 0	SF: 0 DP: 2 HBP: 1	WP: 0 PB: 0 CS: 0	PA: 41
<b>PITCHER</b>	IP WLS BF H R ER SO BB IBB HBP BLK WP HR S P ERA WHIP	6.0 H 5 2 2 2 2 1 0 0 0 0 0 8 15 3.00 1.167	7.1 L 6 2 2 2 0 0 0 0 0 0 0 14 22 54.00 9.000	7.1 L 6 2 2 2 0 0 0 0 0 0 0 14 22 13.50 1.500	8.1 L 7 2 0 0 0 1 0 0 0 0 0 21 31 0.00 2.250	<b>PITCHER</b>										IP WLS BF H R ER SO BB IBB HBP BLK WP HR S P ERA WHIP						

AB	36
R	6
H	12
RBI	6
BB	3
SO	2
LOB	18



Batter	1	2	3	4	5	6	7	8	9	AB	R	H	RBI	BB	SO	LOB	BOTTOM					
2 Coco Crisp, S OBP: 0.360, SLG: 0.429										4	1	2	0	1	1	2	<b>Cleveland Indians @ Kansas City Royals</b> Kauffman Stadium, Kansas City, MO Wed May 20 2009, 7:10 PM CDT Att: 19,652 - Partly Cloudy - 78 F					
13 Alberto Callaspo, S OBP: 0.309, SLG: 0.511										3	1	1	0	2	0	1						
8 Willie Bloomquist, R OBP: 0.391, SLG: 0.427										0	0	0	0	0	0	0						
16 Billy Butler, R OBP: 0.364, SLG: 0.440										4	0	1	1	1	0	3						
17 Mike Jacobs, L OBP: 0.338, SLG: 0.523										4	1	0	0	1	1	4						
35 Mitch Maier, L OBP: 0.405, SLG: 0.333										0	0	0	0	0	0	0						
11 Jose Guillen, R OBP: 0.411, SLG: 0.436										4	1	2	2	1	2	0						
24 Mark Teahen, L OBP: 0.360, SLG: 0.451										5	0	0	0	0	1	5						
9 David DeJesus, L OBP: 0.299, SLG: 0.404										3	0	1	1	2	1	3						
14 John Buck, R OBP: 0.310, SLG: 0.486										2	0	0	0	1	0	1						
30 Mike Aviles, R OBP: 0.222, SLG: 0.268										4	1	1	0	0	1	3						
<b>Inning Stats</b>	R: 0 E: 0 K: 1 S: 10	H: 0 LOB: 1 BB: 2 P: 22	R: 0 E: 0 K: 1 S: 7	H: 0 LOB: 1 BB: 1 P: 17	R: 3 E: 0 K: 0 S: 13	H: 4 LOB: 1 BB: 0 P: 25	R: 1 E: 0 K: 0 S: 12	H: 2 LOB: 1 BB: 0 P: 20	R: 0 E: 0 K: 1 S: 8	H: 0 LOB: 0 BB: 0 P: 12	R: 0 E: 0 K: 0 S: 7	H: 0 LOB: 1 BB: 1 P: 11	R: 0 E: 0 K: 0 S: 4	H: 0 LOB: 1 BB: 1 P: 9	R: 1 E: 0 K: 2 S: 18	H: 2 LOB: 2 BB: 1 P: 26	R: 0 E: 0 K: 2 S: 12	H: 0 LOB: 3 BB: 3 P: 28	1B: 7 2B: 1 3B: 0 HR: 0	SF: 0 DP: 1 HBP: 0	WP: 2 PB: 0 CS: 0	PA: 43
<b>PITCHER</b>	IP WLS BF H R ER SO BB IBB HBP BLK WP HR S P ERA WHIP	6.0 W 7 2 1 1 0 1 0 0 0 0 0 10 16 6.75 2.250	7.1 H 3 0 0 0 2 1 0 0 0 0 0 12 19 0.00 1.500	8.1 S 6 0 0 0 2 3 0 0 0 0 0 12 28 0.00 3.000	<b>PITCHER</b>										IP WLS BF H R ER SO BB IBB HBP BLK WP HR S P ERA WHIP							

AB	33
R	5
H	8
RBI	4
BB	9
SO	7
LOB	22













Batter	1	2	3	4	5	6	7	8	9	AB	R	H	RBI	BB	SO	LOB	TOP					
<b>Asdrubal Cabrera, S</b> OBP: 0.386, SLG: 0.432										3	1	1	3	2	1	2	<b>Cleveland Indians @ Cincinnati Reds</b> Great American Ball Park, Cincinnati, OH Sat May 23 2009, 7:10 PM EDT Att: 35,821 - Partly Cloudy - 85 F					
<b>24 Grady Sizemore, L</b> OBP: 0.300, SLG: 0.395										4	1	0	0	1	0	3						
<b>41 Victor Martinez, S</b> OBP: 0.453, SLG: 0.592										5	0	0	0	0	1	3						
<b>17 Shin-Soo Choo, L</b> OBP: 0.426, SLG: 0.474										3	1	2	0	2	0	0						
<b>7 Mark DeRosa, R</b> OBP: 0.326, SLG: 0.438										4	1	2	4	1	0	1						
<b>16 Matt LaPorta, R</b> OBP: 0.311, SLG: 0.316										4	1	1	0	1	0	4						
<b>1 Luis Valbuena, L</b> OBP: 0.270, SLG: 0.303										5	1	1	0	0	1	4						
<b>11 Jamey Carroll, R</b> OBP: 0.400, SLG: 0.500										2	1	1	0	1	0	1						
<b>28 David Huff, S</b> ERA: 12.46										0	0	0	0	0	0	0						
<b>20 David Dellucci, L</b> ERA: 5.49										1	0	0	0	0	1	1						
<b>36 Greg Aquino, R</b> ERA: 2.12										0	0	0	0	0	0	0						
<b>12 Ben Francisco, R</b> ERA: 3.07										1	0	0	0	0	0	0						
<b>47 Luis Vizcaino, R</b> ERA: 4.37										0	0	0	0	0	0	0						
<b>25 Ryan Garko, R</b> ERA: 7.2										0	0	0	0	0	0	0						
<b>63 Rafael Betancourt, R</b> ERA: 4.37										0	0	0	0	0	0	0						
<b>34 Kerry Wood, R</b> ERA: 7.2										0	0	0	0	0	0	0						
<b>Inning Stats</b>	R: 0 E: 0 K: 1 S: 10	H: 0 LOB: 0 BB: 1 P: 17	R: 4 E: 0 K: 0 S: 19	H: 3 LOB: 1 BB: 3 P: 22	R: 0 E: 0 K: 0 S: 3	H: 0 LOB: 0 BB: 0 P: 7	R: 0 E: 1 K: 2 S: 15	H: 0 LOB: 1 BB: 3 P: 20	R: 2 E: 0 K: 0 S: 13	H: 1 LOB: 1 BB: 3 P: 28	R: 0 E: 1 K: 2 S: 12	H: 1 LOB: 2 BB: 1 P: 13	R: 0 E: 0 K: 0 S: 11	H: 1 LOB: 2 BB: 1 P: 22	R: 1 E: 0 K: 0 S: 9	H: 1 LOB: 2 BB: 1 P: 17	R: 0 E: 0 K: 0 S: 9	H: 1 LOB: 2 BB: 1 P: 18	1B: 5 2B: 2 3B: 0 HR: 1	SF: 0 SAC: 2 DP: 1 HBP: 0	WP: 0 PB: 0 SB: 1 CS: 1	PA: 44
<b>PITCHER</b>	IP	WLS	BF	H	R	ER	SO	BB	IBB	HBP	BLK	WP	HR	S	P	ERA	WHIP					
<b>34 Homer Bailey, R</b> ERA: 12.46	4.1		22	3	6	6	3	6	0	0	0	0	0	1	53	95	12.46	2.077				
<b>51 Jared Burton, R</b> ERA: 5.49	1.1		5	2	0	0	1	0	0	0	0	0	0	15	19	0.00	1.500					
<b>52 Daniel Herrera, L</b> ERA: 2.12	1.1		6	1	0	0	1	0	1	0	0	0	0	15	26	0.00	0.750					
<b>25 David Weathers, R</b> ERA: 3.07	0.1	L	3	1	1	1	0	1	0	0	0	0	0	5	11	27.00	6.000					
<b>53 Arthur Rhodes, L</b> ERA: 0.6	1.0		4	1	0	0	0	0	0	0	0	0	0	9	12	0.00	1.000					

Batter	1	2	3	4	5	6	7	8	9	AB	R	H	RBI	BB	SO	LOB	BOTTOM					
<b>3 Willy Taveras, R</b> OBP: 0.343, SLG: 0.351										4	1	1	0	1	0	1	<b>Cleveland Indians @ Cincinnati Reds</b> Great American Ball Park, Cincinnati, OH Sat May 23 2009, 7:10 PM EDT Att: 35,821 - Partly Cloudy - 85 F					
<b>15 Jerry Hairston, R</b> OBP: 0.315, SLG: 0.447										5	1	1	0	0	0	2						
<b>19 Joey Votto, L</b> OBP: 0.475, SLG: 0.638										4	2	2	4	1	0	1						
<b>4 Brandon Phillips, R</b> OBP: 0.337, SLG: 0.490										4	0	2	0	0	0	2						
<b>29 Ryan Hanigan, R</b> OBP: 0.390, SLG: 0.404										1	0	0	0	0	0	1						
<b>31 Jonny Gomes, R</b> OBP: 0.400, SLG: 0.600										4	0	1	0	0	0	1						
<b>25 David Weathers, R</b> ERA: 1.36										0	0	0	0	0	0	0						
<b>23 Adam Rosales, R</b> OBP: 0.356, SLG: 0.391										1	0	1	0	0	0	0						
<b>32 Jay Bruce, L</b> OBP: 0.316, SLG: 0.503										4	1	0	0	1	1	4						
<b>55 Ramon Hernandez, R</b> OBP: 0.354, SLG: 0.372										4	1	2	2	1	1	2						
<b>2 Alex Gonzalez, R</b> OBP: 0.250, SLG: 0.309										3	0	1	0	0	1	4						
<b>52 Daniel Herrera, L</b> ERA: 1.36										0	0	0	0	0	0	0						
<b>21 Chris Dickerson, L</b> OBP: 0.372, SLG: 0.368										0	0	0	0	1	0	0						
<b>34 Homer Bailey, R</b> ERA: 12.46										2	0	0	0	0	1	1						
<b>51 Jared Burton, R</b> ERA: 5.49										0	0	0	0	0	0	0						
<b>7 Paul Janish, R</b> OBP: 0.357, SLG: 0.368										2	0	0	0	0	0	2						
<b>53 Arthur Rhodes, L</b> ERA: 0.6										0	0	0	0	0	0	0						
<b>57 Mike Lincolin, R</b> ERA: 9.19										0	0	0	0	0	0	0						
<b>Inning Stats</b>	R: 1 E: 0 K: 0 S: 12	H: 2 LOB: 1 BB: 0 P: 18	R: 5 E: 0 K: 1 S: 15	H: 4 LOB: 0 BB: 1 P: 25	R: 0 E: 0 K: 2 S: 12	H: 1 LOB: 1 BB: 0 P: 20	R: 0 E: 0 K: 0 S: 8	H: 0 LOB: 0 BB: 0 P: 13	R: 0 E: 0 K: 0 S: 14	H: 2 LOB: 3 BB: 1 P: 24	R: 0 E: 0 K: 0 S: 8	H: 0 LOB: 2 BB: 2 P: 17	R: 0 E: 1 K: 1 S: 10	H: 0 LOB: 2 BB: 1 P: 19	R: 0 E: 0 K: 0 S: 14	H: 1 LOB: 1 BB: 0 P: 19	R: 0 E: 0 K: 0 S: 9	H: 1 LOB: 0 BB: 0 P: 15	1B: 8 2B: 0 3B: 0 HR: 3	SF: 0 SAC: 0 DP: 1 HBP: 0	WP: 0 PB: 0 SB: 2 CS: 0	PA: 43
<b>PITCHER</b>	IP	WLS	BF	H	R	ER	SO	BB	IBB	HBP	BLK	WP	HR	S	P	ERA	WHIP					
<b>28 David Huff, L</b> ERA: 17.50	3.0		17	7	6	6	3	1	0	0	0	0	0	3	39	63	18.00	2.667				
<b>36 Greg Aquino, R</b> ERA: 5.49	2.0		9	2	0	0	0	0	1	0	0	0	0	22	37	0.00	1.000					
<b>47 Luis Vizcaino, R</b> ERA: 1.36	2.0	W	10	0	0	0	1	1	2	0	0	0	0	18	36	0.00	0.500					
<b>63 Rafael Betancourt, R</b> ERA: 4.37	1.0	H	4	1	0	0	0	0	0	0	0	0	0	14	19	0.00	1.000					
<b>34 Kerry Wood, R</b> ERA: 7.2	1.0	S	3	1	0	0	0	0	0	0	0	0	0	9	15	0.00	1.000					

**Cleveland Indians @ Cincinnati Reds**  
Great American Ball Park, Cincinnati, OH  
Sat May 23 2009, 7:10 PM EDT  
Att: 35,821 - Partly Cloudy - 85 F

AB 32  
R 7  
H 8  
RBI 7  
BB 9  
SO 5  
LOB 20



**Cleveland Indians @ Cincinnati Reds**  
Great American Ball Park, Cincinnati, OH  
Sat May 23 2009, 7:10 PM EDT  
Att: 35,821 - Partly Cloudy - 85 F

AB 38  
R 6  
H 11  
RBI 6  
BB 5  
SO 4  
LOB 21





Batter	1	2	3	4	5	6	7	8	9	10	11	AB	R	H	RBI	BB	SO	LOB	TOP
Andrúbal Cabrera, S OBP: 0.381, SLG: 0.425			G4-3	P5			G3		SH3		G4-3	5	0	1	0	0	0	4	
24 Grady Sizemore, L OBP: 0.307, SLG: 0.409							E5		K			4	1	2	1	0	2	2	
41 Victor Martinez, S OBP: 0.447, SLG: 0.579												4	0	0	0	1	1	3	
17 Shin-Soo Choo, L OBP: 0.425, SLG: 0.471												5	0	2	0	0	2	2	
7 Mark DeRosa, R OBP: 0.319, SLG: 0.428												4	0	0	0	0	3	2	
12 Ben Francisco, R OBP: 0.309, SLG: 0.400												5	0	0	0	0	2	1	
10 Kelly Shoppach, R OBP: 0.374, SLG: 0.370												2	1	0	0	2	2	0	
1 Luis Valbuena, L OBP: 0.286, SLG: 0.368												5	1	2	1	0	0	3	
31 Cliff Lee, L 11 Johnny Cueto, R 40 Matt Herges, R 20 David DeLucas, L 63 Rafael Betancourt, R 2 Johnny Peralta, R 47 Luis Vizcaino, R												1	0	0	0	1	0	0	
												1	0	0	0	0	0	0	
												0	0	0	0	1	0	0	
												0	0	0	0	1	0	0	
												0	0	0	0	1	0	0	
												0	0	0	0	1	0	0	
												0	0	0	0	1	0	0	
												0	0	0	0	1	0	0	
												0	0	0	0	1	0	0	
												0	0	0	0	1	0	0	
												0	0	0	0	1	0	0	
												0	0	0	0	1	0	0	
												0	0	0	0	1	0	0	
												0	0	0	0	1	0	0	
												0	0	0	0	1	0	0	
												0	0	0	0	1	0	0	
												0	0	0	0	1	0	0	
												0	0	0	0	1	0	0	
												0	0	0	0	1	0	0	
												0	0	0	0	1	0	0	
												0	0	0	0	1	0	0	
												0	0	0	0	1	0	0	
												0	0	0	0	1	0	0	
												0	0	0	0	1	0	0	
												0	0	0	0	1	0	0	
												0	0	0	0	1	0	0	
												0	0	0	0	1	0	0	
												0	0	0	0	1	0	0	
												0	0	0	0	1	0	0	
												0	0	0	0	1	0	0	
												0	0	0	0	1	0	0	
												0	0	0	0	1	0	0	
												0	0	0	0	1	0	0	
												0	0	0	0	1	0	0	
												0	0	0	0	1	0	0	
												0	0	0	0	1	0	0	
												0	0	0	0	1	0	0	
												0	0	0	0	1	0	0	
												0	0	0	0	1	0	0	
												0	0	0	0	1	0	0	
												0	0	0	0	1	0	0	
												0	0	0	0	1	0	0	
												0	0	0	0	1	0	0	
												0	0	0	0	1	0	0	
												0	0	0	0	1	0	0	
												0	0	0	0	1	0	0	
												0	0	0	0	1	0	0	
												0	0	0	0	1	0	0	
												0	0	0	0	1	0	0	
												0	0	0	0	1	0	0	
												0	0	0	0	1	0	0	
												0	0	0	0	1	0	0	
												0	0	0	0	1	0	0	
												0	0	0	0	1	0	0	
												0	0	0	0	1	0	0	
												0	0	0	0	1	0	0	
												0	0	0	0	1	0	0	
												0	0	0	0	1	0	0	
												0	0	0	0	1	0	0	
												0	0	0	0	1	0	0	
												0	0	0	0	1	0	0	
												0	0	0	0	1	0	0	
												0	0	0	0	1	0	0	
												0	0	0	0	1	0	0	
												0	0	0	0	1	0	0	
												0	0	0	0	1	0	0	
												0	0	0	0	1	0	0	
												0	0	0	0	1	0	0	
												0	0	0	0	1	0	0	
												0	0	0	0	1	0	0	
												0	0	0	0	1	0	0	
												0	0	0	0	1	0	0	
												0	0	0	0	1	0	0	
												0	0	0	0	1	0	0	
												0	0	0	0	1	0	0	
												0	0	0	0	1	0	0	
												0	0	0	0	1	0	0	
												0	0	0	0	1	0	0	

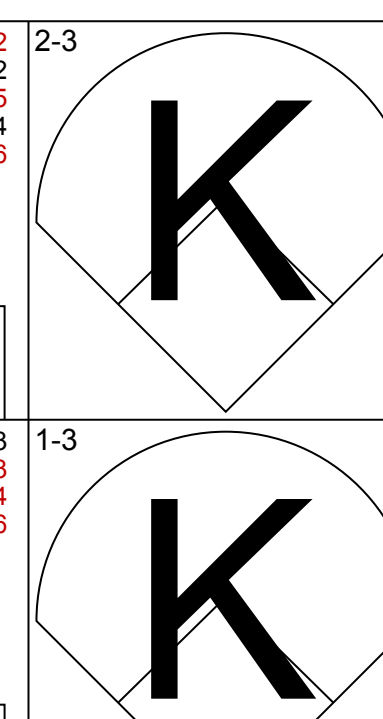
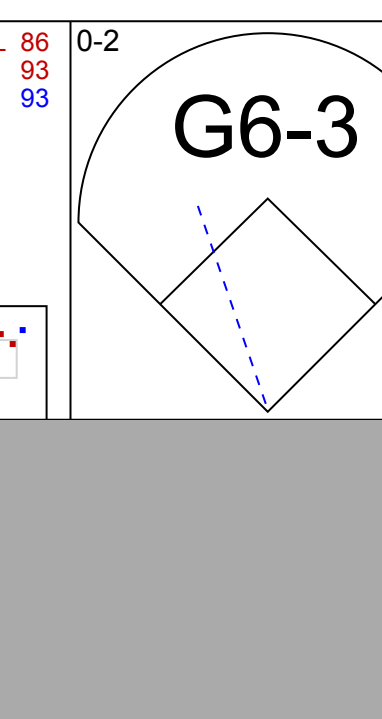
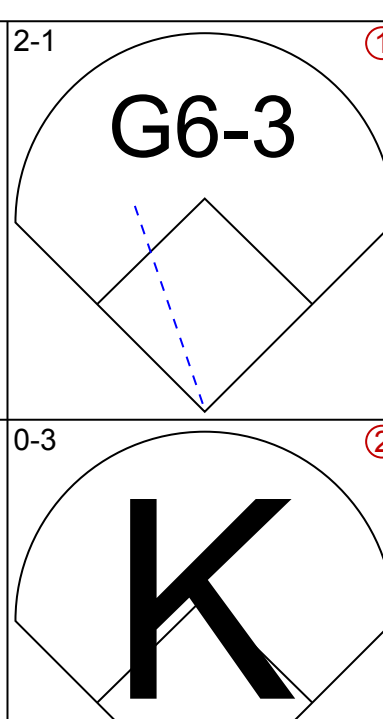
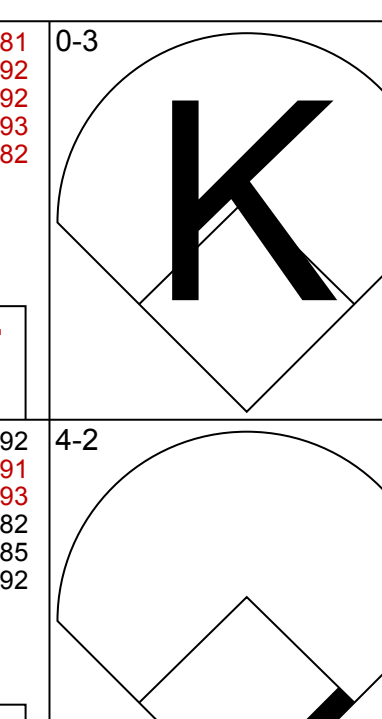
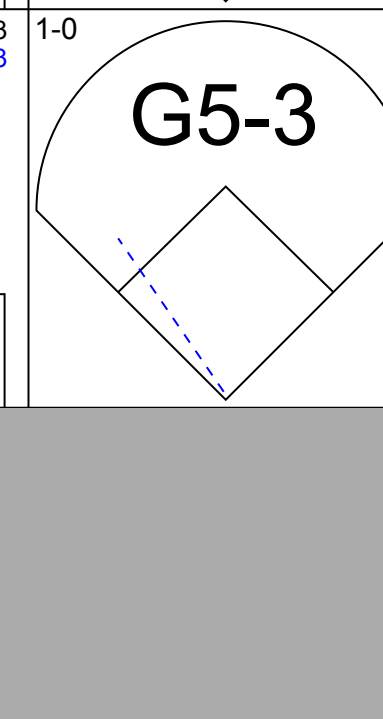
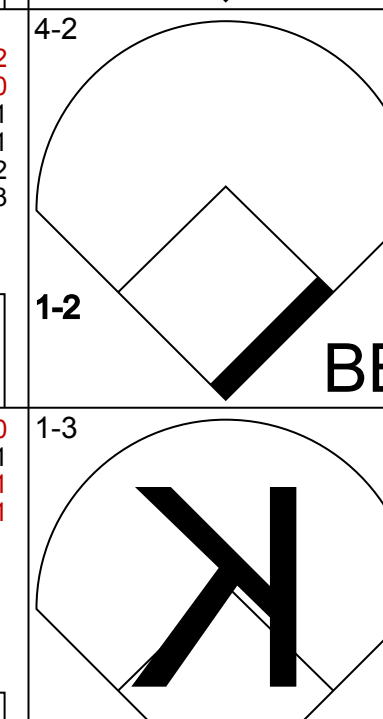
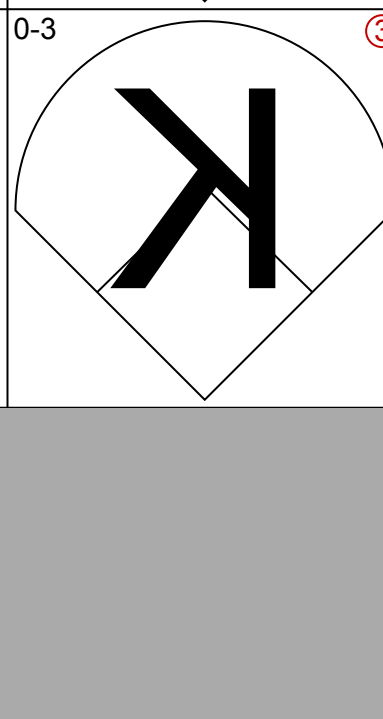
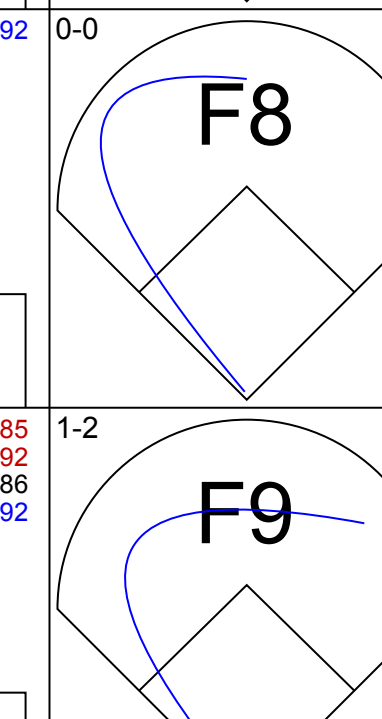

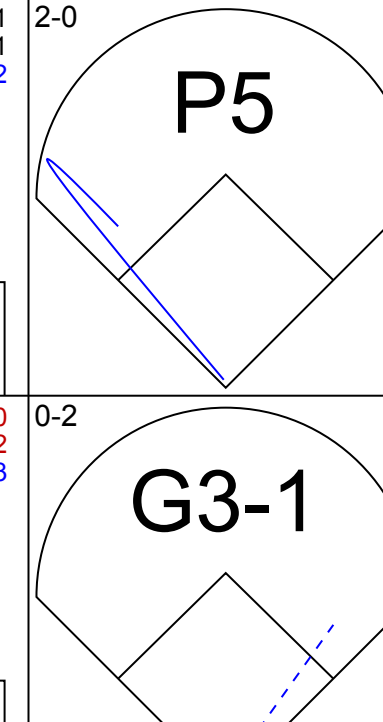


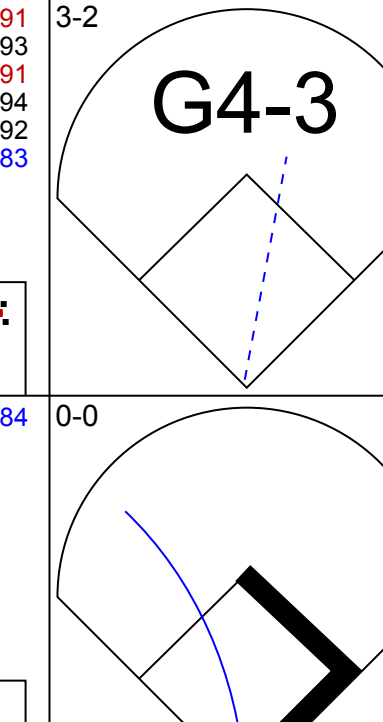
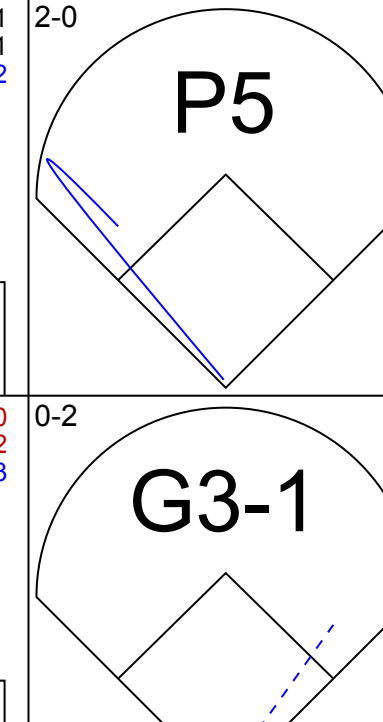
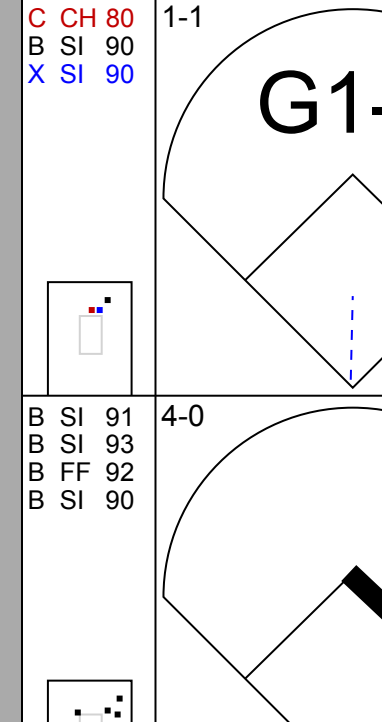
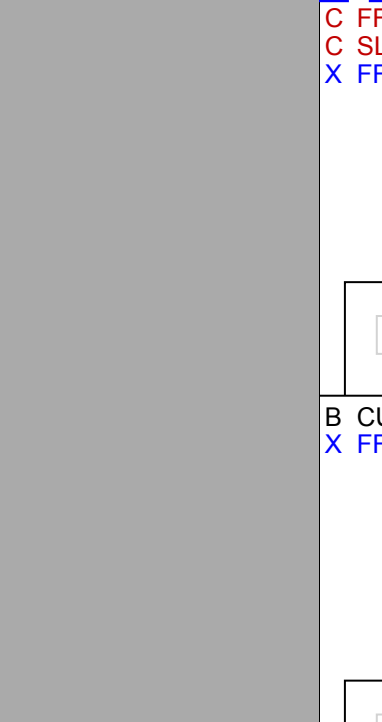
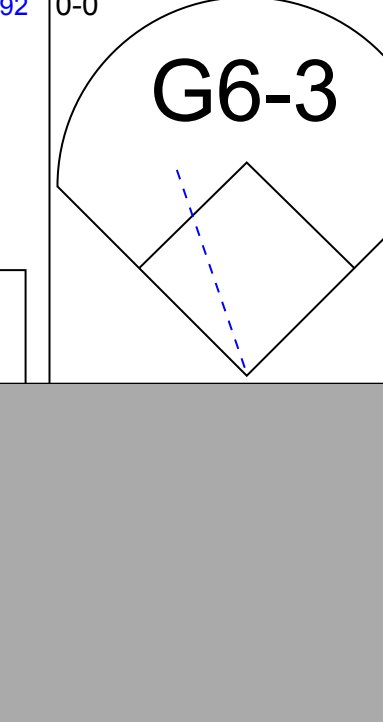

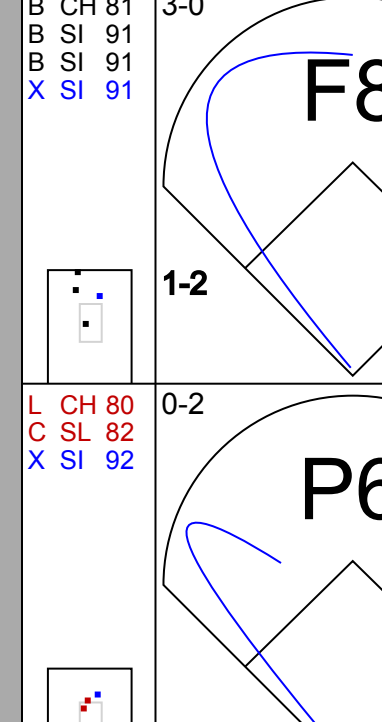
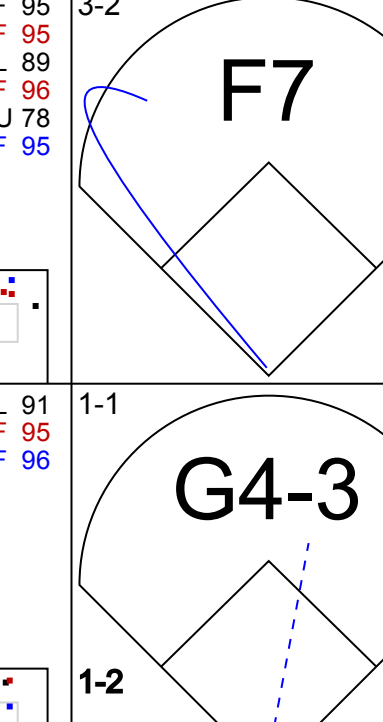




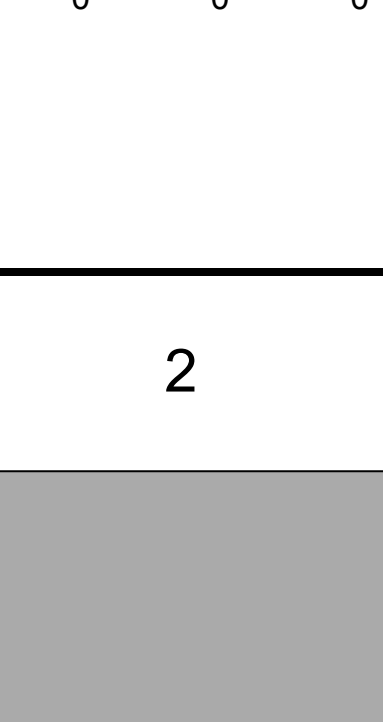
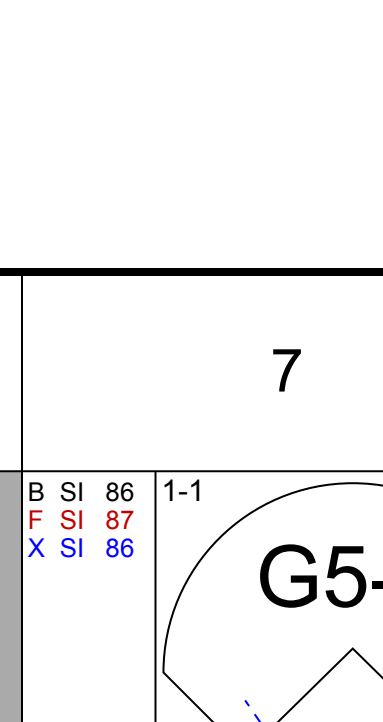
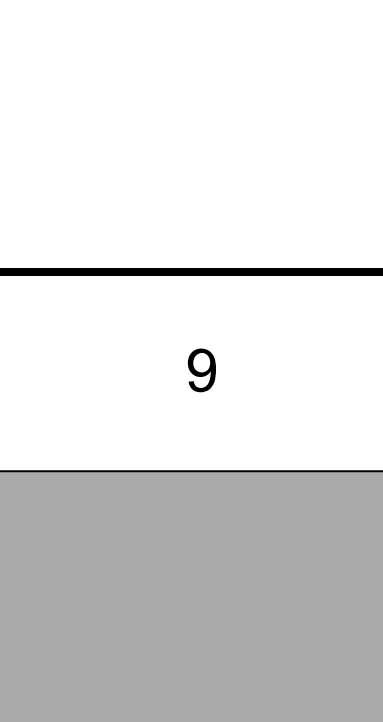
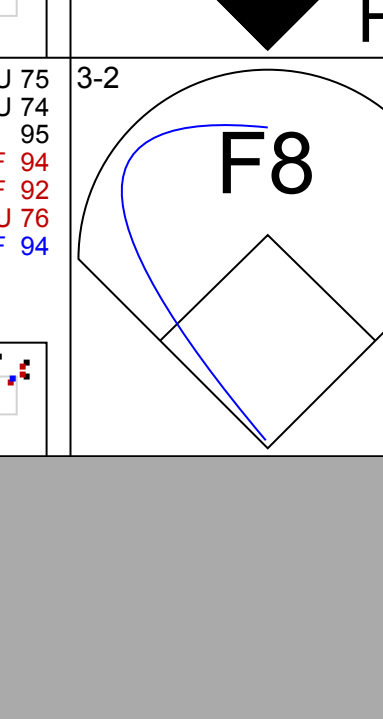
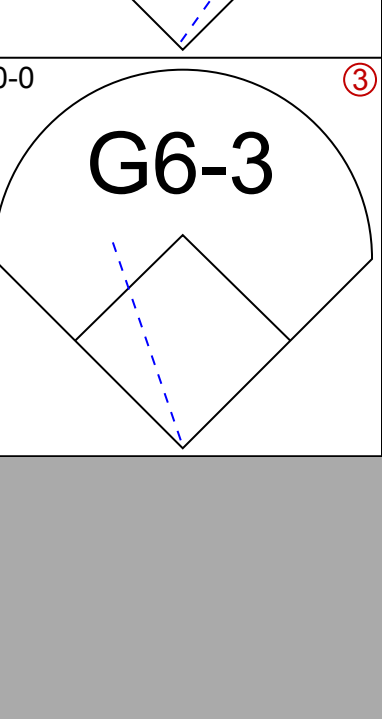



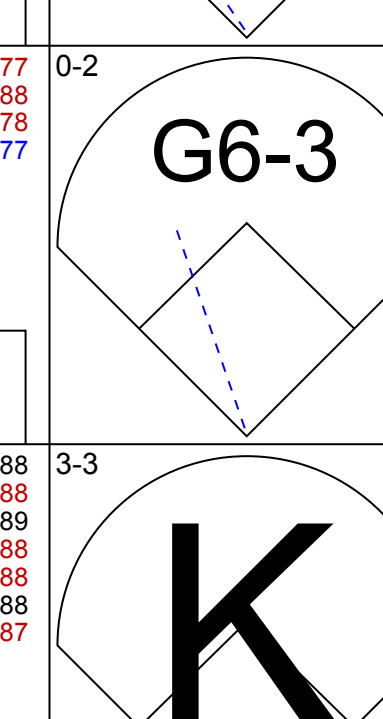


Batter	1	2	3	4	5	6	7	8	9	AB	R	H	RBI	BB	SO	LOB	TOP								
<b>2 B.J. Upton, R</b> OBP: 0.291, SLG: 0.291										6	0	1	1	0	3	4	<b>Tampa Bay Rays @ Cleveland Indians</b> Progressive Field, Cleveland, OH Mon May 25 2009, 6:05 PM EDT Att: 20,929 - Partly Cloudy - 62 F								
<b>13 Carl Crawford, L</b> OBP: 0.376, SLG: 0.421										4	1	1	1	1	0	0									
<b>3 Evan Longoria, R</b> OBP: 0.401, SLG: 0.631										2	1	0	0	3	1	0									
<b>23 Carlos Pena, L</b> OBP: 0.383, SLG: 0.585										4	2	2	1	1	1	3									
<b>16 Willy Aybar, S</b> OBP: 0.370, SLG: 0.408										4	1	0	0	1	0	7									
<b>18 Ben Zobrist, S</b> OBP: 0.385, SLG: 0.619										4	2	2	1	1	0	0									
<b>26 Gabe Gross, L</b> OBP: 0.391, SLG: 0.452										3	2	1	3	2	0	0									
<b>30 Dioner Navarro, S</b> OBP: 0.252, SLG: 0.309										4	0	2	1	0	1	3									
<b>15 Reid Brignac, L</b> OBP: 0.222, SLG: 0.222										5	1	1	2	0	1	5									
<b>Inning Stats</b>	R: 0 E: 0 K: 2 S: 13	H: 0 LOB: 0 BB: 0 P: 21	R: 5 E: 0 K: 2 S: 22	H: 3 LOB: 3 BB: 5 P: 47	R: 2 E: 0 K: 1 S: 13	H: 2 LOB: 0 BB: 0 P: 21	R: 3 E: 0 K: 1 S: 23	H: 2 LOB: 3 BB: 3 P: 47	R: 0 E: 0 K: 0 S: 8	H: 1 LOB: 1 BB: 1 P: 16	R: 0 E: 0 K: 0 S: 8	H: 1 LOB: 1 BB: 0 P: 9	R: 0 E: 0 K: 0 S: 6	H: 0 LOB: 0 BB: 0 P: 7	R: 0 E: 0 K: 0 S: 4	H: 0 LOB: 0 BB: 0 P: 8		R: 0 E: 0 K: 1 S: 14	H: 1 LOB: 1 BB: 0 P: 17	1B: 7 2B: 3 3B: 0 HR: 1	SF: 0 SAC: 0 DP: 1 HBP: 1	WP: 0 PB: 0 SB: 1 CS: 0	PA: 46		
<b>PITCHER</b>	IP	WLS	BF	H	R	ER	SO	BB	IBB	HBP	BLK	WP	HR	S	P	ERA	WHIP								
<b>55 Roberto Hernandez, R</b> ERA: 6.42	(1, 1)	1.1	12	3	5	5	3	5	0	0	0	0	0	30	61	33.75	6.000								
<b>50 Jensen Lewis, R</b> ERA: 5.47	(2, 1)	1.2	10	3	5	5	2	2	0	0	0	0	1	24	44	27.00	3.000								
<b>56 Rich Ruidles, L</b> ERA:	(4, 1)	1.0	6	1	0	0	1	1	0	1	0	0	0	17	31	0.00	2.000								
<b>45 Jeremy Sowers, L</b> ERA: 7.71	(5, 1)	5.0	W	18	3	0	0	1	0	0	0	0	0	40	57	0.00	0.800								

Batter	1	2	3	4	5	6	7	8	9	AB	R	H	RBI	BB	SO	LOB	BOTTOM								
<b>11 Jamey Carroll, R</b> OBP: 0.407, SLG: 0.409										3	1	0	0	3	1	2	<b>Tampa Bay Rays @ Cleveland Indians</b> Progressive Field, Cleveland, OH Mon May 25 2009, 6:05 PM EDT Att: 20,929 - Partly Cloudy - 62 F								
<b>24 Grady Sizemore, L</b> OBP: 0.318, SLG: 0.416									4	1	2	1	2	0	2										
<b>41 Victor Martinez, S</b> OBP: 0.439, SLG: 0.565									6	0	1	2	0	1	6										
<b>2 Jhonny Peralta, R</b> OBP: 0.347, SLG: 0.349									4	1	1	0	1	1	2										
<b>17 Shin-Soo Choo, L</b> OBP: 0.419, SLG: 0.463									5	2	1	0	0	1	6										
<b>7 Mark DeRosa, R</b> OBP: 0.327, SLG: 0.429									4	2	2	0	1	0	2										
<b>25 Ryan Garko, R</b> OBP: 0.347, SLG: 0.416									5	2	3	5	0	0	1										
<b>16 Matt LaPorta, R</b> OBP: 0.286, SLG: 0.286									4	0	0	0	0	2	3										
<b>Asdrubal Cabrera, S</b> OBP: 0.385, SLG: 0.425									0	1	0	0	1	0	0										
<b>12 Ben Francisco, R</b> OBP: 0.324, SLG: 0.414									3	1	2	1	2	0	1										
<b>Inning Stats</b>	R: 0 E: 0 K: 3 S: 17	H: 1 LOB: 2 BB: 1 P: 27	R: 0 E: 0 K: 1 S: 13	H: 0 LOB: 1 BB: 1 P: 22	R: 0 E: 0 K: 1 S: 16	H: 1 LOB: 2 BB: 1 P: 28	R: 2 E: 0 K: 1 S: 17	H: 2 LOB: 2 BB: 2 P: 32	R: 0 E: 0 K: 0 S: 10	H: 0 LOB: 0 BB: 0 P: 18	R: 0 E: 0 K: 0 S: 8	H: 1 LOB: 1 BB: 0 P: 13	R: 0 E: 0 K: 0 S: 6	H: 0 LOB: 0 BB: 0 P: 10	R: 2 E: 0 K: 0 S: 19	H: 4 LOB: 1 BB: 0 P: 29	R: 7 E: 0 K: 0 S: 21	H: 3 LOB: 2 BB: 5 P: 51	1B: 8 2B: 2 3B: 0 HR: 2	SF: 0 SAC: 0 DP: 2 HBP: 0	WP: 0 PB: 0 SB: 0 CS: 0	PA: 48			
<b>PITCHER</b>	IP	WLS	BF	H	R	ER	SO	BB	IBB	HBP	BLK	WP	HR	S	P	ERA	WHIP								
<b>14 David Price, L</b> ERA: 5.4	(1, 1)	3.1	19	4	2	2	6	5	0	0	0	0	0	24	40	0.00	0.375								
<b>31 Lance Cormier, R</b> ERA: 2.12	(4, 1)	2.2	9	1	0	0	0	0	0	0	0	0	0	6	10	0.00	0.000								
<b>46 Joe Nelson, R</b> ERA: 5.21	(7, 1)	1.0	3	0	0	0	0	0	0	0	0	0	0	22	38	27.00	4.500								
<b>59 Dale Thayer, R</b> ERA: 6.23	(8, 1)	1.1	9	5	4	4	0	1	0	0	0	0	0	3	5	∞	∞								
<b>36 Randy Choate, L</b> ERA:	(9, 1)	0.0	1	0	0	0	0	0	0	0	0	0	0	3	5	∞	∞								
<b>PITCHER</b>	IP	WLS	BF	H	R	ER	SO	BB	IBB	HBP	BLK	WP	HR	S	P	ERA	WHIP								
<b>50 Grant Balfour, R</b> ERA: 5.75	(9, 1)	0.1	3	1	2	0	0	1	0	0	0	0	0	9	23	0.00	6.000								
<b>44 Jason Lirio, R</b> ERA: 6.0	(9, 1)	0.0	L	4	1	3	2	0	0	0	0	0	0	9	23	*	*								

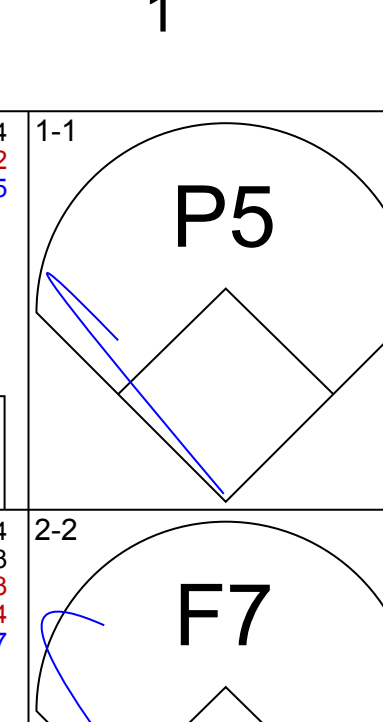
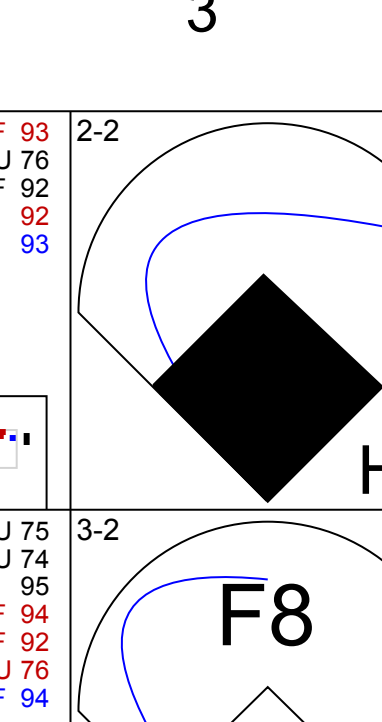
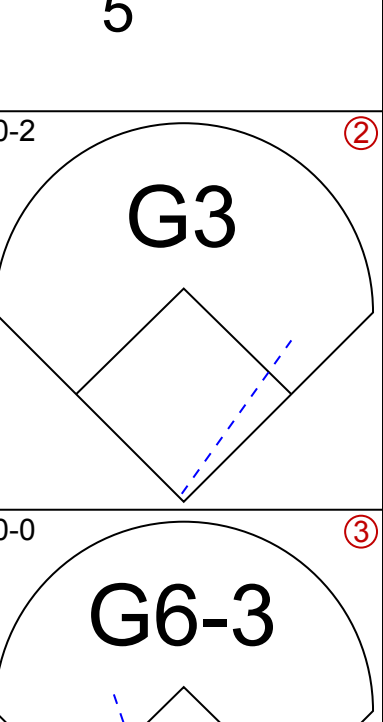
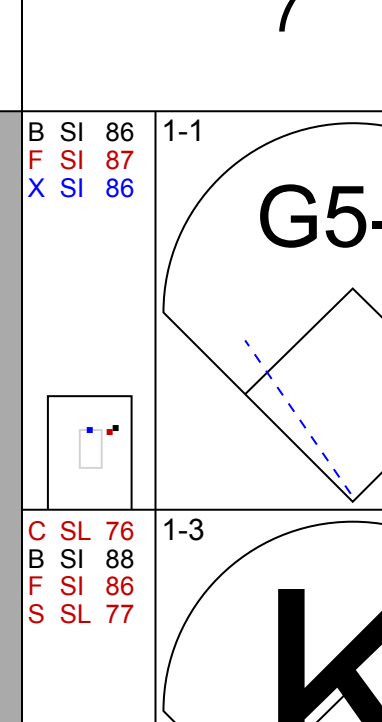
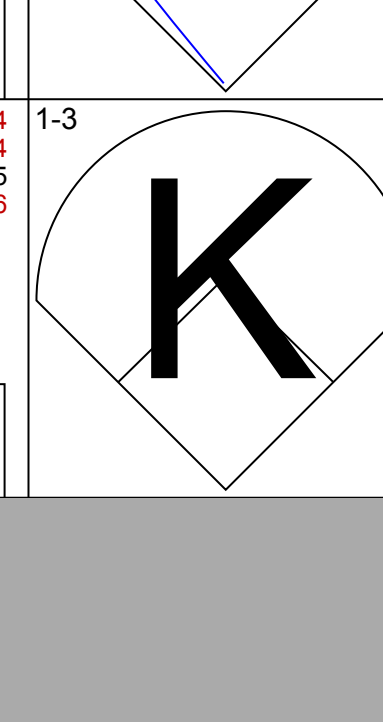




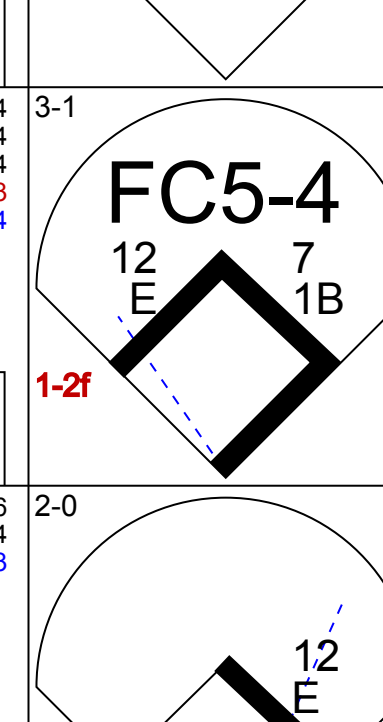
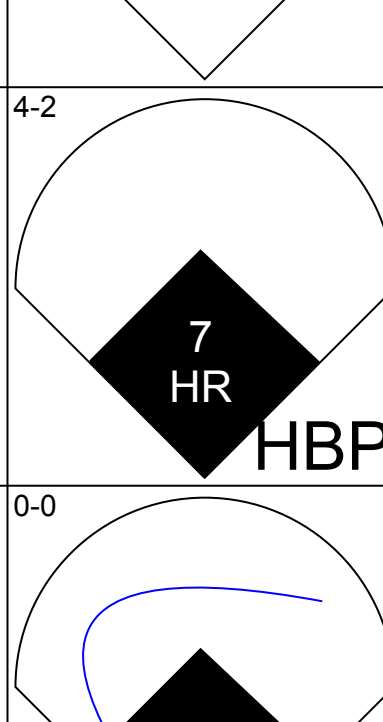
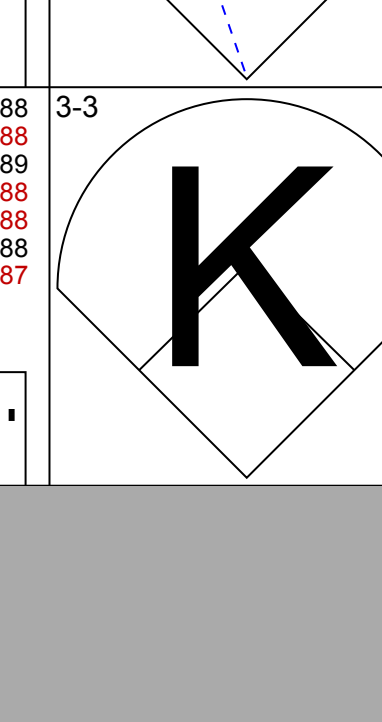
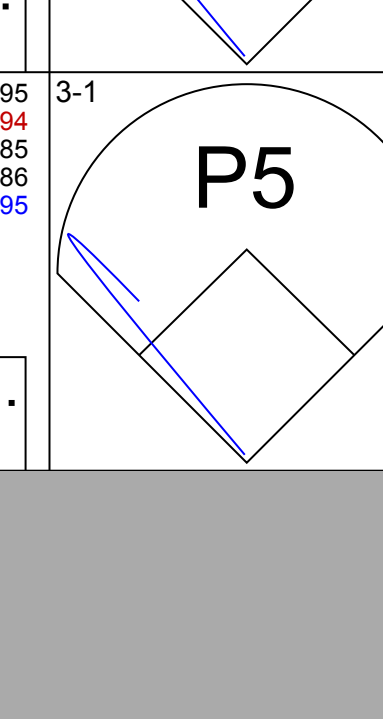
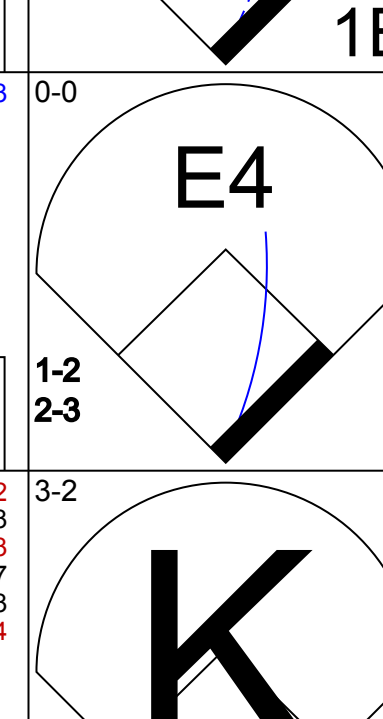
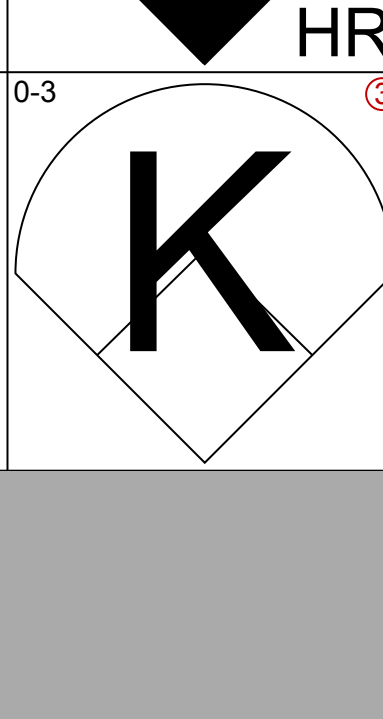



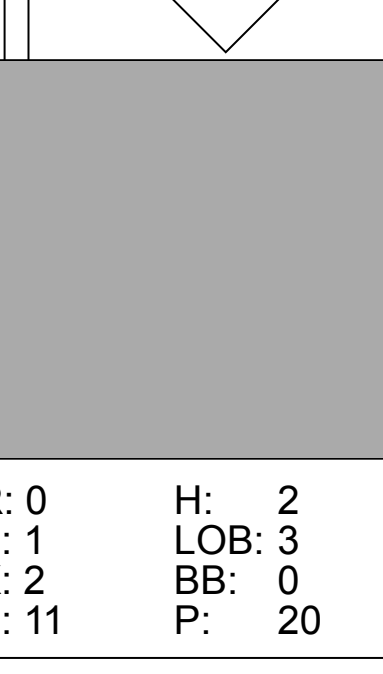
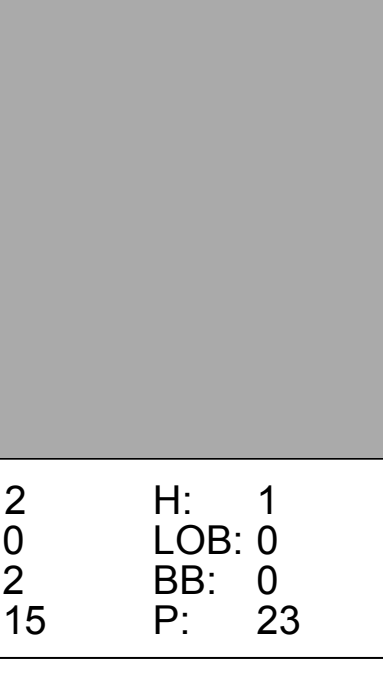
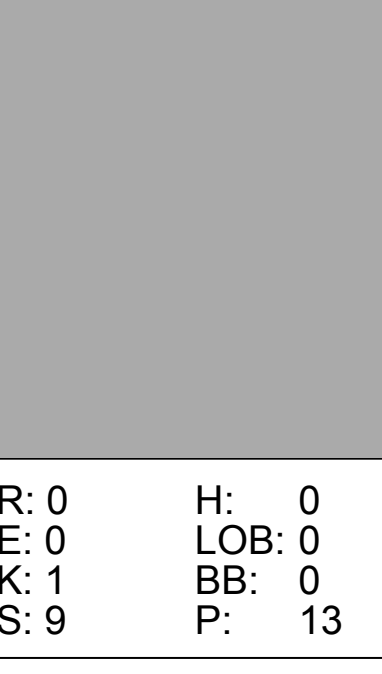










Batter	1	2	3	4	5	6	7	8	9	AB	R	H	RBI	BB	SO	LOB	TOP			
<b>2 B.J. Upton, R</b> OBP: 0.285, SLG: 0.284 (1, 8)										4	0	0	0	0	2	1	<b>Tampa Bay Rays @ Cleveland Indians</b> Progressive Field, Cleveland, OH Tue May 26 2009, 7:05 PM EDT Att: 18,754 - Overcast - 69 F			
<b>13 Carl Crawford, L</b> OBP: 0.379, SLG: 0.420 (1, 7)										3	0	1	0	1	2	0				
<b>3 Evan Longoria, R</b> OBP: 0.398, SLG: 0.620 (1, 5)										3	0	0	0	1	1	2				
<b>23 Carlos Pena, L</b> OBP: 0.380, SLG: 0.595 (1, 3)										4	1	1	1	0	2	4				
<b>16 Willy Aybar, S</b> OBP: 0.365, SLG: 0.400 (1, 4)										4	0	1	0	0	0	2				
<b>18 Ben Zobrist, S</b> OBP: 0.389, SLG: 0.620 (1, 9)										3	0	1	0	1	0	3				
<b>26 Gabe Gross, L</b> OBP: 0.374, SLG: 0.429 (1, 10)										4	0	0	0	0	0	3				
<b>30 Dioner Navarro, S</b> OBP: 0.252, SLG: 0.307 (1, 2)										4	0	1	0	0	0	2				
<b>15 Reid Brignac, L</b> OBP: 0.250, SLG: 0.333 (1, 6)										3	0	1	0	0	0	1				
<b>Inning Stats</b>	R: 0 E: 0 K: 2 S: 7	H: 0 LOB: 0 BB: 0 P: 11	R: 0 E: 0 K: 1 S: 8	H: 1 LOB: 1 BB: 0 P: 12	R: 0 E: 0 K: 0 S: 6	H: 0 LOB: 0 BB: 0 P: 7	R: 0 E: 0 K: 1 S: 11	H: 1 LOB: 2 BB: 1 P: 18	R: 0 E: 0 K: 0 S: 8	H: 0 LOB: 0 BB: 0 P: 10	R: 1 E: 0 K: 0 S: 8	H: 1 LOB: 1 BB: 1 P: 17	R: 0 E: 0 K: 1 S: 13	H: 1 LOB: 2 BB: 0 P: 21	R: 0 E: 0 K: 0 S: 9	H: 1 LOB: 1 BB: 0 P: 14	1B: 3 2B: 2 3B: 0 HR: 1	SF: 0 SAC: 0 DP: 1 HBP: 0	WP: 0 PB: 0 SB: 2 CS: 0	PA: 35
<b>PITCHER</b>	IP WLS BF H R ER SO BB IBB HBP BLK WP HR S P ERA WHIP	IP WLS BF H R ER SO BB IBB HBP BLK WP HR S P ERA WHIP	IP WLS BF H R ER SO BB IBB HBP BLK WP HR S P ERA WHIP	IP WLS BF H R ER SO BB IBB HBP BLK WP HR S P ERA WHIP	IP WLS BF H R ER SO BB IBB HBP BLK WP HR S P ERA WHIP	IP WLS BF H R ER SO BB IBB HBP BLK WP HR S P ERA WHIP	IP WLS BF H R ER SO BB IBB HBP BLK WP HR S P ERA WHIP	IP WLS BF H R ER SO BB IBB HBP BLK WP HR S P ERA WHIP	IP WLS BF H R ER SO BB IBB HBP BLK WP HR S P ERA WHIP	IP WLS BF H R ER SO BB IBB HBP BLK WP HR S P ERA WHIP	IP WLS BF H R ER SO BB IBB HBP BLK WP HR S P ERA WHIP	IP WLS BF H R ER SO BB IBB HBP BLK WP HR S P ERA WHIP	IP WLS BF H R ER SO BB IBB HBP BLK WP HR S P ERA WHIP	IP WLS BF H R ER SO BB IBB HBP BLK WP HR S P ERA WHIP	IP WLS BF H R ER SO BB IBB HBP BLK WP HR S P ERA WHIP	IP WLS BF H R ER SO BB IBB HBP BLK WP HR S P ERA WHIP	IP WLS BF H R ER SO BB IBB HBP BLK WP HR S P ERA WHIP	IP WLS BF H R ER SO BB IBB HBP BLK WP HR S P ERA WHIP	IP WLS BF H R ER SO BB IBB HBP BLK WP HR S P ERA WHIP	IP WLS BF H R ER SO BB IBB HBP BLK WP HR S P ERA WHIP

AB	32
R	1
H	6
RBI	1
BB	3
SO	7
LOB	18



Batter	1	2	3	4	5	6	7	8	9	AB	R	H	RBI	BB	SO	LOB	BOTTOM			
<b>Asdrúbal Cabrera, S</b> OBP: 0.382, SLG: 0.438 (1, 6)										4	1	1	1	0	0	0	<b>Tampa Bay Rays @ Cleveland Indians</b> Progressive Field, Cleveland, OH Tue May 26 2009, 7:05 PM EDT Att: 18,754 - Overcast - 69 F			
<b>24 Grady Sizemore, L</b> OBP: 0.312, SLG: 0.407 (1, 10)										4	0	0	0	0	1	0				
<b>2 Johnny Peralta, R</b> OBP: 0.345, SLG: 0.346 (1, 5)										4	0	1	0	0	1	0				
<b>17 Shin-Soo Choo, L</b> OBP: 0.411, SLG: 0.452 (1, 9)										4	0	0	0	0	2	1				
<b>25 Ryan Garko, R</b> OBP: 0.352, SLG: 0.442 (1, 3)										3	2	1	1	0	1	1				
<b>7 Mark DeRosa, R</b> OBP: 0.332, SLG: 0.450 (1, 7)										3	1	2	2	0	0	0				
<b>12 Ben Francisco, R</b> OBP: 0.318, SLG: 0.404 (1, 8)										3	0	0	0	0	1	2				
<b>1 Luis Valbuena, L</b> OBP: 0.267, SLG: 0.341 (1, 4)										3	0	0	0	0	2	3				
<b>10 Kelly Shoppach, R</b> OBP: 0.372, SLG: 0.408 (1, 2)										3	1	1	1	0	1	0				
<b>Inning Stats</b>	R: 0 E: 0 K: 1 S: 8	H: 0 LOB: 0 BB: 0 P: 12	R: 1 E: 0 K: 0 S: 9	H: 1 LOB: 0 BB: 0 P: 17	R: 1 E: 0 K: 2 S: 19	H: 1 LOB: 0 BB: 0 P: 28	R: 0 E: 0 K: 2 S: 11	H: 2 LOB: 3 BB: 0 P: 20	R: 0 E: 0 K: 0 S: 5	H: 0 LOB: 0 BB: 0 P: 6	R: 2 E: 0 K: 2 S: 15	H: 1 LOB: 0 BB: 0 P: 23	R: 1 E: 0 K: 1 S: 12	H: 1 LOB: 0 BB: 0 P: 17	R: 0 E: 0 K: 1 S: 9	H: 0 LOB: 0 BB: 0 P: 13	1B: 2 2B: 0 3B: 0 HR: 4	SF: 0 SAC: 0 DP: 0 HBP: 1	WP: 0 PB: 0 SB: 0 CS: 0	PA: 32
<b>PITCHER</b>	IP WLS BF H R ER SO BB IBB HBP BLK WP HR S P ERA WHIP	IP WLS BF H R ER SO BB IBB HBP BLK WP HR S P ERA WHIP	IP WLS BF H R ER SO BB IBB HBP BLK WP HR S P ERA WHIP	IP WLS BF H R ER SO BB IBB HBP BLK WP HR S P ERA WHIP	IP WLS BF H R ER SO BB IBB HBP BLK WP HR S P ERA WHIP	IP WLS BF H R ER SO BB IBB HBP BLK WP HR S P ERA WHIP	IP WLS BF H R ER SO BB IBB HBP BLK WP HR S P ERA WHIP	IP WLS BF H R ER SO BB IBB HBP BLK WP HR S P ERA WHIP	IP WLS BF H R ER SO BB IBB HBP BLK WP HR S P ERA WHIP	IP WLS BF H R ER SO BB IBB HBP BLK WP HR S P ERA WHIP	IP WLS BF H R ER SO BB IBB HBP BLK WP HR S P ERA WHIP	IP WLS BF H R ER SO BB IBB HBP BLK WP HR S P ERA WHIP	IP WLS BF H R ER SO BB IBB HBP BLK WP HR S P ERA WHIP	IP WLS BF H R ER SO BB IBB HBP BLK WP HR S P ERA WHIP	IP WLS BF H R ER SO BB IBB HBP BLK WP HR S P ERA WHIP	IP WLS BF H R ER SO BB IBB HBP BLK WP HR S P ERA WHIP	IP WLS BF H R ER SO BB IBB HBP BLK WP HR S P ERA WHIP	IP WLS BF H R ER SO BB IBB HBP BLK WP HR S P ERA WHIP	IP WLS BF H R ER SO BB IBB HBP BLK WP HR S P ERA WHIP	IP WLS BF H R ER SO BB IBB HBP BLK WP HR S P ERA WHIP





Batter	1	2	3	4	5	6	7	8	9	AB	R	H	RBI	BB	SO	LOB	TOP				
2 B.J. Upton, R OBP: 0.288, SLG: 0.283										4	1	1	0	1	2	3					
13 Carl Crawford, L OBP: 0.374, SLG: 0.414										5	1	1	0	0	0	2					
3 Evan Longoria, R OBP: 0.398, SLG: 0.630										5	2	2	2	0	2	2					
23 Carlos Pena, L OBP: 0.376, SLG: 0.584										5	0	1	0	0	2	2					
16 Willy Aybar, S OBP: 0.376, SLG: 0.405										4	1	2	1	1	0	1					
18 Ben Zobrist, S OBP: 0.405, SLG: 0.649										3	2	2	1	2	1	1					
11 Joe Dillon, R										2	0	0	0	1	1	3					
26 Gabe Gross, L OBP: 0.376, SLG: 0.423										1	0	0	0	1	0	0					
19 Gabe Kapler, R OBP: 0.280, SLG: 0.303										3	0	1	2	0	0	1					
15 Reid Brignac, L OBP: 0.214, SLG: 0.286										5	0	1	0	0	1	2					
41 Michel Hernandez, R OBP: 0.318, SLG: 0.405																					
<b>Inning Stats</b>	R: 5 E: 0 K: 1 S: 25	H: 6 LOB: 2 BB: 1 P: 40	R: 0 E: 0 K: 1 S: 8	H: 1 LOB: 1 BB: 0 P: 10	R: 1 E: 1 K: 2 S: 10	H: 0 LOB: 1 BB: 1 P: 18	R: 1 E: 0 K: 0 S: 10	H: 1 LOB: 2 BB: 1 P: 20	R: 0 E: 0 K: 1 S: 11	H: 1 LOB: 2 BB: 1 P: 24	R: 0 E: 0 K: 1 S: 13	H: 1 LOB: 1 BB: 0 P: 18	R: 0 E: 0 K: 1 S: 11	H: 0 LOB: 0 BB: 0 P: 8	R: 0 E: 0 K: 1 S: 7	H: 0 LOB: 0 BB: 0 P: 8	1B: 8 2B: 1 3B: 1 HR: 1	SF: 0 SAC: 0 DP: 0 HBP: 0	WP: 0 PB: 0 SB: 1 CS: 0	PA: 45	
<b>PITCHER</b>	IP WLS BF H R ER SO BB IBB HBP BLK WP HR S P ERA WHIP	IP WLS BF H R ER SO BB IBB HBP BLK WP HR S P ERA WHIP	IP WLS BF H R ER SO BB IBB HBP BLK WP HR S P ERA WHIP	IP WLS BF H R ER SO BB IBB HBP BLK WP HR S P ERA WHIP	IP WLS BF H R ER SO BB IBB HBP BLK WP HR S P ERA WHIP	IP WLS BF H R ER SO BB IBB HBP BLK WP HR S P ERA WHIP	IP WLS BF H R ER SO BB IBB HBP BLK WP HR S P ERA WHIP	IP WLS BF H R ER SO BB IBB HBP BLK WP HR S P ERA WHIP	IP WLS BF H R ER SO BB IBB HBP BLK WP HR S P ERA WHIP	IP WLS BF H R ER SO BB IBB HBP BLK WP HR S P ERA WHIP	IP WLS BF H R ER SO BB IBB HBP BLK WP HR S P ERA WHIP	IP WLS BF H R ER SO BB IBB HBP BLK WP HR S P ERA WHIP	IP WLS BF H R ER SO BB IBB HBP BLK WP HR S P ERA WHIP	IP WLS BF H R ER SO BB IBB HBP BLK WP HR S P ERA WHIP	IP WLS BF H R ER SO BB IBB HBP BLK WP HR S P ERA WHIP	IP WLS BF H R ER SO BB IBB HBP BLK WP HR S P ERA WHIP	IP WLS BF H R ER SO BB IBB HBP BLK WP HR S P ERA WHIP	IP WLS BF H R ER SO BB IBB HBP BLK WP HR S P ERA WHIP	IP WLS BF H R ER SO BB IBB HBP BLK WP HR S P ERA WHIP	IP WLS BF H R ER SO BB IBB HBP BLK WP HR S P ERA WHIP	IP WLS BF H R ER SO BB IBB HBP BLK WP HR S P ERA WHIP
57 Zach Jackson, L ERA: 9.35	4.0	25	8	7	6	4	4	0	0	0	0	0	0	0	0	0	13.50	3.000			
36 Greg Aquino, R ERA:	2.0	W	10	2	0	0	2	2	0	0	0	0	0	0	0	24	0.00	2.000			
47 Luis Vizcaino, R ERA: 1.8	3.0	S	10	1	0	0	4	0	0	0	0	0	0	0	27	40	0.00	0.333			

Tampa Bay Rays @ Cleveland Indians  
Progressive Field, Cleveland, OH  
Wed May 27 2009, 7:05 PM EDT  
Att: 19,335 - Overcast - 68 F

AB 39  
R 7  
H 11  
RBI 6  
BB 6  
SO 10  
LOB 19

Batter	1	2	3	4	5	6	7	8	9	AB	R	H	RBI	BB	SO	LOB	BOTTOM
Asdrúbal Cabrera, S OBP: 0.382, SLG: 0.437										5	0	2	1	0	0	2	
24 Grady Sizemore, L OBP: 0.309, SLG: 0.407										5	1	1	1	0	1	4	
41 Victor Martinez, S OBP: 0.438, SLG: 0.564										4	1	1	2	1	0	1	
17 Shin-Soo Choo, L OBP: 0.411, SLG: 0.465										4	1	1	2	1	2	1	
2 Johnny Peralta, R OBP: 0.347, SLG: 0.344										4	1	1	0	1	0	1	
7 Mark DeRosa, R OBP: 0.333, SLG: 0.446										4	2	1	0	1	1	2	
26 Trevor Crowe, S OBP: 0.250, SLG: 0.212										0	0	0	0	0	0	0	
25 Ryan Garko, R OBP: 0.362, SLG: 0.444										4	2	2	1	0	0	0	
12 Ben Francisco, R OBP: 0.327, SLG: 0.440										5	2	3	4	0	0	3	
11 Jamey Carroll, R OBP: 0.452, SLG: 0.440										3	2	2	1	1	0	1	
<b>Inning Stats</b>	R: 0 E: 0 K: 1 S: 8	H: 0 LOB: 0 BB: 0 P: 11	R: 5 E: 0 K: 1 S: 24	H: 5 LOB: 1 BB: 1 P: 37	R: 3 E: 0 K: 1 S: 15	H: 4 LOB: 2 BB: 1 P: 27</											















Batter	1	2	3	4	5	6	7	8	9	AB	R	H	RBI	BB	SO	LOB	TOP		
2 Derek Jeter, R OBP: 0.376, SLG: 0.466										4	1	2	0	0	0	0			
18 Johnny Damon, L OBP: 0.367, SLG: 0.539										4	2	2	0	0	0	1			
25 Mark Teixeira, S OBP: 0.381, SLG: 0.605										4	1	2	4	0	0	1			
13 Alex Rodriguez, R OBP: 0.412, SLG: 0.584										4	0	1	0	0	0	2			
24 Robinson Canó, L OBP: 0.344, SLG: 0.517										4	0	0	0	0	0	2			
55 Hideki Matsui, L OBP: 0.347, SLG: 0.487										3	0	1	0	1	1				
19 Ramiro Pena, S OBP: 0.290, SLG: 0.308										0	0	0	0	0	0				
33 Nick Swisher, S OBP: 0.367, SLG: 0.490										3	0	1	0	0	2	1			
11 Brett Gardner, L OBP: 0.333, SLG: 0.396										4	0	1	0	0	0	2			
29 Francisco Cervelli, R OBP: 0.302, SLG: 0.310										2	0	0	0	0	0	0			
20 Jorge Posada, S OBP: 0.366, SLG: 0.598										2	0	0	0	0	1	2			
<b>Inning Stats</b>	R: 0 H: 1 E: 0 K: 0 S: 7	H: 1 LOB: 1 BB: 0 P: 8	R: 0 H: 0 E: 1 K: 2 S: 10	H: 0 LOB: 0 BB: 0 P: 16	R: 0 H: 0 E: 0 K: 0 S: 8	H: 0 LOB: 0 BB: 0 P: 12	R: 0 H: 1 E: 0 K: 0 S: 9	H: 1 LOB: 1 BB: 0 P: 10	R: 0 H: 1 E: 0 K: 1 S: 9	H: 3 LOB: 1 BB: 0 P: 11	R: 2 H: 3 E: 0 K: 1 S: 12	H: 3 LOB: 1 BB: 2 P: 20	R: 0 H: 1 E: 0 K: 0 S: 9	H: 1 LOB: 2 BB: 1 P: 17	1B: 6 2B: 3 3B: 0 HR: 1	SF: 0 SAC: 1 DP: 2 HBP: 0	WP: 0 PB: 0 SB: 0 CS: 1	PA: 36	
<b>PITCHER</b>	IP: 7.1 WLS: 28 BF: 7 H: 3 R: 3 ER: 3 SO: 4 BB: 0 IBB: 0 HBP: 0 BLK: 0 WP: 0 HR: 1 S: 64 P: 89 ERA: 3.68 WHIP: 0.955	IP: 0.0 WLS: 1 BF: 1 H: 0 R: 0 ER: 0 SO: 0 BB: 0 IBB: 0 HBP: 0 BLK: 0 WP: 0 HR: 0 S: 1 P: 2 ERA: ∞ WHIP: ∞	IP: 0.0 WLS: 0 BF: 0 H: 0 R: 0 ER: 0 SO: 0 BB: 0 IBB: 0 HBP: 0 BLK: 0 WP: 0 HR: 0 S: 0 P: 0 ERA: ∞ WHIP: ∞	IP: 0.2 WLS: 3 BF: 3 H: 1 R: 1 ER: 1 SO: 0 BB: 0 IBB: 0 HBP: 0 BLK: 0 WP: 0 HR: 7 S: 16 P: 16 ERA: 13.50 WHIP: 1.500	IP: 1.0 WLS: 4 BF: 4 H: 1 R: 0 ER: 0 SO: 0 BB: 0 IBB: 0 HBP: 0 BLK: 0 WP: 0 HR: 9 S: 17 P: 17 ERA: 0.00 WHIP: 2.000	<b>PITCHER</b>	IP: 2.2 WLS: 0 BF: 0 H: 0 R: 0 ER: 0 SO: 0 BB: 0 IBB: 0 HBP: 0 BLK: 0 WP: 0 HR: 0 S: 0 P: 0 ERA: ∞ WHIP: ∞	IP: 0.0 WLS: 0 BF: 0 H: 0 R: 0 ER: 0 SO: 0 BB: 0 IBB: 0 HBP: 0 BLK: 0 WP: 0 HR: 0 S: 0 P: 0 ERA: ∞ WHIP: ∞	IP: 2.2 WLS: 0 BF: 0 H: 0 R: 0 ER: 0 SO: 0 BB: 0 IBB: 0 HBP: 0 BLK: 0 WP: 0 HR: 0 S: 0 P: 0 ERA: ∞ WHIP: ∞	IP: 0.0 WLS: 0 BF: 0 H: 0 R: 0 ER: 0 SO: 0 BB: 0 IBB: 0 HBP: 0 BLK: 0 WP: 0 HR: 0 S: 0 P: 0 ERA: ∞ WHIP: ∞	IP: 2.2 WLS: 0 BF: 0 H: 0 R: 0 ER: 0 SO: 0 BB: 0 IBB: 0 HBP: 0 BLK: 0 WP: 0 HR: 0 S: 0 P: 0 ERA: ∞ WHIP: ∞	IP: 0.0 WLS: 0 BF: 0 H: 0 R: 0 ER: 0 SO: 0 BB: 0 IBB: 0 HBP: 0 BLK: 0 WP: 0 HR: 0 S: 0 P: 0 ERA: ∞ WHIP: ∞	IP: 2.2 WLS: 0 BF: 0 H: 0 R: 0 ER: 0 SO: 0 BB: 0 IBB: 0 HBP: 0 BLK: 0 WP: 0 HR: 0 S: 0 P: 0 ERA: ∞ WHIP: ∞	IP: 0.0 WLS: 0 BF: 0 H: 0 R: 0 ER: 0 SO: 0 BB: 0 IBB: 0 HBP: 0 BLK: 0 WP: 0 HR: 0 S: 0 P: 0 ERA: ∞ WHIP: ∞	IP: 2.2 WLS: 0 BF: 0 H: 0 R: 0 ER: 0 SO: 0 BB: 0 IBB: 0 HBP: 0 BLK: 0 WP: 0 HR: 0 S: 0 P: 0 ERA: ∞ WHIP: ∞	IP: 0.0 WLS: 0 BF: 0 H: 0 R: 0 ER: 0 SO: 0 BB: 0 IBB: 0 HBP: 0 BLK: 0 WP: 0 HR: 0 S: 0 P: 0 ERA: ∞ WHIP: ∞	IP: 2.2 WLS: 0 BF: 0 H: 0 R: 0 ER: 0 SO: 0 BB: 0 IBB: 0 HBP: 0 BLK: 0 WP: 0 HR: 0 S: 0 P: 0 ERA: ∞ WHIP: ∞	IP: 0.0 WLS: 0 BF: 0 H: 0 R: 0 ER: 0 SO: 0 BB: 0 IBB: 0 HBP: 0 BLK: 0 WP: 0 HR: 0 S: 0 P: 0 ERA: ∞ WHIP: ∞	IP: 2.2 WLS: 0 BF: 0 H: 0 R: 0 ER: 0 SO: 0 BB: 0 IBB: 0 HBP: 0 BLK: 0 WP: 0 HR: 0 S: 0 P: 0 ERA: ∞ WHIP: ∞

New York Yankees @ Cleveland Indians  
Progressive Field, Cleveland, OH  
Sun May 31 2009, 12:40 PM EDT  
Att: 29,405 - Sunny - 56 F

AB 34  
R 4  
H 10  
RBI 4  
BB 1  
SO 4  
LOB 12



Batter	1	2	3	4	5	6	7	8	9	AB	R	H	RBI	BB	SO	LOB	BOTTOM			
Asdrúbal Cabrera, S OBP: 0.378, SLG: 0.433										4	2	2	0	0	1	0				
12 Ben Francisco, R OBP: 0.351, SLG: 0.458										3	1	2	0	2	1	0				
2 Jhonny Peralta, R OBP: 0.352, SLG: 0.339										4	0	3	3	0	0	2				
17 Shin-Soo Choo, L OBP: 0.412, SLG: 0.475										2	0	0	1	0	0	3				
7 Mark DeRosa, R OBP: 0.338, SLG: 0.438										2	0	0	1	1	1	1				
25 Ryan Garko, R OBP: 0.350, SLG: 0.419										3	0	0	0	0	1	2				
10 Kelly Shoppach, R OBP: 0.343, SLG: 0.378										4	0	0	0	0	4	1				
1 Luis Valbuena, L OBP: 0.250, SLG: 0.313									4	0	1	0	0	1	1					
26 Trevor Crowe, S OBP: 0.262, SLG: 0.237										3	2	1	0	1	0	0				
<b>Inning Stats</b>	R: 0 H: 0 E: 0 K: 2 S: 16	H: 0 LOB: 0 BB: 0 P: 23	R: 3 H: 3 E: 0 K: 0 S: 16	H: 3 LOB: 2 BB: 1 P: 25	R: 0 H: 0 E: 0 K: 2 S: 11	H: 0 LOB: 0 BB: 0 P: 14	R: 1 H: 2 E: 0 K: 0 S: 14	H: 2 LOB: 1 BB: 0 P: 21	R: 0 H: 1 E: 0 K: 2 S: 10	H: 1 LOB: 0 BB: 0 P: 12	R: 0 H: 2 E: 0 K: 0 S: 13	H: 2 LOB: 2 BB: 0 P: 19	R: 0 H: 0 E: 0 K: 1 S: 6	H: 0 LOB: 1 BB: 1 P: 11	R: 1 H: 1 E: 0 K: 0 S: 8	H: 1 LOB: 2 BB: 2 P: 21	1B: 7 2B: 2 3B: 0 HR: 0	SF: 2 SAC: 2 DP: 0 HBP: 2	WP: 0 PB: 0 SB: 1 CS: 1	PA: 40
<b>PITCHER</b>	IP: 5.0 WLS: 23 BF: 5 H: 4 R: 4 ER: 0 SO: 6 BB: 1 IBB: 0 HBP: 2 BLK: 0 WP: 0 HR: 0 S: 29 P: 42 ERA: 0.00 WHIP: 1.333	IP: 3.0 WLS: 12 BF: 3 H: 0 R: 0 ER: 0 SO: 3 BB: 1 IBB: 0 HBP: 0 BLK: 0 WP: 0 HR: 0 S: 29 P: 42 ERA: 0.00 WHIP: 1.333	IP: 0.1 WLS: 2 BF: 2 H: 0 R: 1 ER: 1 SO: 0 BB: 0 IBB: 0 HBP: 0 BLK: 0 WP: 0 HR: 0 S: 5 P: 11 ERA: 27.00 WHIP: 3.000	IP: 0.0 WLS: 1 BF: 1 H: 0 R: 0 ER: 0 SO: 0 BB: 0 IBB: 0 HBP: 0 BLK: 0 WP: 0 HR: 0 S: 3 P: 10 ERA: ∞ WHIP: ∞	IP: 5.0 WLS: 12 BF: 5 H: 4 R: 4 ER: 0 SO: 6 BB: 1 IBB: 0 HBP: 2 BLK: 0 WP: 0 HR: 0 S: 29 P: 42 ERA: 0.00 WHIP: 1.333	IP: 3.0 WLS: 12 BF: 3 H: 0 R: 0 ER: 0 SO: 3 BB: 1 IBB: 0 HBP: 0 BLK: 0 WP: 0 HR: 0 S: 29 P: 42 ERA: 0.00 WHIP: 1.333	IP: 0.1 WLS: 2 BF: 2 H: 0 R: 1 ER: 1 SO: 0 BB: 0 IBB: 0 HBP: 0 BLK: 0 WP: 0 HR: 0 S: 5 P: 11 ERA: 27.00 WHIP: 3.000	IP: 0.0 WLS: 1 BF: 1 H: 0 R: 0 ER: 0 SO: 0 BB: 0 IBB: 0 HBP: 0 BLK: 0 WP: 0 HR: 0 S: 3 P: 10 ERA: ∞ WHIP: ∞	IP: 5.0 WLS: 23 BF: 5 H: 4 R: 4 ER: 0 SO: 6 BB: 1 IBB: 0 HBP: 2 BLK: 0 WP: 0 HR: 0 S: 29 P: 42 ERA: 0.00 WHIP: 1.333	IP: 3.0 WLS: 12 BF: 3 H: 0 R: 0 ER: 0 SO: 3 BB: 1 IBB: 0 HBP: 0 BLK: 0 WP: 0 HR: 0 S: 29 P: 42 ERA: 0.00 WHIP: 1.333	IP: 0.1 WLS: 2 BF: 2 H: 0 R: 1 ER: 1 SO: 0 BB: 0 IBB: 0 HBP: 0 BLK: 0 WP: 0 HR: 0 S: 5 P: 11 ERA: 27.00 WHIP: 3.000	IP: 0.0 WLS: 1 BF: 1 H: 0 R: 0 ER: 0 SO: 0 BB: 0 IBB: 0 HBP: 0 BLK: 0 WP: 0 HR: 0 S: 3 P: 10 ERA: ∞ WHIP: ∞	IP: 5.0 WLS: 23 BF: 5 H: 4 R: 4 ER: 0 SO: 6 BB: 1 IBB: 0 HBP: 2 BLK: 0 WP: 0 HR: 0 S: 29 P: 42 ERA: 0.00 WHIP: 1.333	IP: 3.0 WLS: 12 BF: 3 H: 0 R: 0 ER: 0 SO: 3 BB: 1 IBB: 0 HBP: 0 BLK: 0 WP: 0 HR: 0 S: 29 P: 42 ERA: 0.00 WHIP: 1.333	IP: 0.1 WLS: 2 BF: 2 H: 0 R: 1 ER: 1 SO: 0 BB: 0 IBB: 0 HBP: 0 BLK: 0 WP: 0 HR: 0 S: 5 P: 11 ERA: 27.00 WHIP: 3.000	IP: 0.0 WLS: 1 BF: 1 H: 0 R: 0 ER: 0 SO: 0 BB: 0 IBB: 0 HBP: 0 BLK: 0 WP: 0 HR: 0 S: 3 P: 10 ERA: ∞ WHIP: ∞	IP: 5.0 WLS: 23 BF: 5 H: 4 R: 4 ER: 0 SO: 6 BB: 1 IBB: 0 HBP: 2 BLK: 0 WP: 0 HR: 0 S: 29 P: 42 ERA: 0.00 WHIP: 1.333	IP: 3.0 WLS: 12 BF: 3 H: 0 R: 0 ER: 0 SO: 3 BB: 1 IBB: 0 HBP: 0 BLK: 0 WP: 0 HR: 0 S: 29 P: 42 ERA: 0.00 WHIP: 1.333	IP: 0.1 WLS: 2 BF: 2 H: 0 R: 1 ER: 1 SO: 0 BB: 0 IBB: 0 HBP: 0 BLK: 0 WP: 0 HR: 0 S: 5 P: 11 ERA: 27.00 WHIP: 3.000	IP: 0.0 WLS: 1 BF: 1 H: 0 R: 0 ER: 0 SO: 0 BB: 0 IBB: 0 HBP: 0 BLK: 0 WP: 0 HR: 0 S: 3 P: 10 ERA: ∞ WHIP: ∞

New York Yankees @ Cleveland Indians  
Progressive Field, Cleveland, OH  
Sun May 31 2009, 12:40 PM EDT  
Att: 29,405 - Sunny - 56 F

AB 29  
R 5  
H 9  
RBI 5  
BB 4  
SO 9  
LOB 10





Batter	1	2	3	4	5	6	7	8	9	AB	R	H	RBI	BB	SO	LOB	TOP				
2 Derek Jeter, R OBP: 0.385, SLG: 0.469										3	1	2	0	2	0	1					
33 Nick Swisher, S OBP: 0.373, SLG: 0.503										4	1	2	2	1	0	2					
25 Mark Teixeira, S OBP: 0.386, SLG: 0.601										3	0	1	0	2	1	1					
13 Alex Rodriguez, R OBP: 0.412, SLG: 0.568										4	0	1	2	1	2	6					
20 Jorge Posada, S OBP: 0.389, SLG: 0.571										4	0	0	0	1	1	7					
24 Robinson Cano, L OBP: 0.383, SLG: 0.507										4	0	0	0	0	0	6					
53 Melky Cabrera, S OBP: 0.365, SLG: 0.471										3	0	0	0	1	0	0					
14 Angel Berroa, R OBP: 0.143, SLG: 0.143										2	0	0	0	0	1	0					
55 Hideki Matsui, L OBP: 0.351, SLG: 0.487										0	0	0	0	1	0	0					
19 Ramiro Pena, S OBP: 0.286, SLG: 0.303										1	1	0	0	0	1	1					
11 Brett Gardner, L OBP: 0.339, SLG: 0.389										2	2	0	0	2	1	1					
<b>Inning Stats</b>	R: 0 E: 0 K: 1 S: 15	H: 2 LOB: 2 BB: 0 P: 23	R: 0 E: 0 K: 0 S: 7	H: 0 LOB: 0 BB: 0 P: 11	R: 1 E: 0 K: 0 S: 10	H: 1 LOB: 0 BB: 1 P: 16	R: 0 E: 0 K: 0 S: 6	H: 0 LOB: 0 BB: 0 P: 11	R: 0 E: 0 K: 1 S: 7	H: 0 LOB: 0 BB: 3 P: 19	R: 4 E: 0 K: 0 S: 12	H: 2 LOB: 2 BB: 5 P: 37	R: 0 E: 0 K: 1 S: 11	H: 0 LOB: 1 BB: 0 P: 19	R: 0 E: 0 K: 2 S: 13	H: 1 LOB: 0 BB: 0 P: 24	1B: 4 2B: 2 3B: 0 HR: 0	SF: 0 SAC: 0 DP: 2 HBP: 0	WP: 1 PB: 0 SB: 1 CS: 0	PA: 41	
<b>PITCHER</b>	IP WLS BF H R ER SO BB IBB HBP BLK WP HR S P ERA WHIP	5.0 L 21 3 1 1 3 5 0 0 0 0 0 0 47 85 1.80 1.600	6.1 1.1 L 9 1 4 4 1 3 1 0 0 0 0 0 13 32 27.00 3.000	7.1 1.2 7 1 0 0 1 2 0 0 0 0 1 0 16 30 0.00 1.800	9.1 1.0 4 1 0 0 2 0 0 0 0 0 0 0 13 24 0.00 1.000																

New York Yankees @ Cleveland Indians  
Progressive Field, Cleveland, OH  
Mon Jun 01 2009, 7:05 PM EDT  
Att: 23,651 - Partly Cloudy - 77 F

AB 30  
R 5  
H 6  
RBI 4  
BB 11  
SO 7  
LOB 25



Batter	1	2	3	4	5	6	7	8	9	AB	R	H	RBI	BB	SO	LOB	BOTTOM					
Asdrúbal Cabrera, S OBP: 0.372, SLG: 0.424										4	0	0	0	0	1	0						
12 Ben Francisco, R OBP: 0.343, SLG: 0.446										4	0	0	0	0	1	0						
41 Victor Martinez, S OBP: 0.424, SLG: 0.552										4	1	1	1	0	0	0						
17 Shin-Soo Choo, L OBP: 0.413, SLG: 0.475										4	1	2	0	0	0	0						
2 Johnny Peralta, R OBP: 0.352, SLG: 0.335										2	0	0	0	1	1	1						
7 Mark DeRosa, R OBP: 0.333, SLG: 0.431										3	0	0	1	0	1	2						
25 Ryan Garko, R OBP: 0.350, SLG: 0.412										2	0	0	0	1	0	0						
11 Jamey Carroll, R OBP: 0.429, SLG: 0.382										3	0	1	0	0	0	0						
10 Kelly Shoppach, R OBP: 0.333, SLG: 0.366										3	0	0	0	0	1	2						
<b>Inning Stats</b>	R: 0 E: 0 K: 1 S: 10	H: 0 LOB: 0 BB: 0 P: 15	R: 0 E: 0 K: 1 S: 6	H: 0 LOB: 0 BB: 0 P: 10	R: 0 E: 0 K: 1 S: 8	H: 0 LOB: 0 BB: 0 P: 13	R: 1 E: 0 K: 2 S: 12	H: 2 LOB: 2 BB: 1 P: 20	R: 0 E: 0 K: 0 S: 7	H: 1 LOB: 0 BB: 1 P: 15	R: 0 E: 0 K: 0 S: 8	H: 0 LOB: 0 BB: 0 P: 9	R: 1 E: 0 K: 0 S: 8	H: 1 LOB: 0 BB: 0 P: 13	R: 0 E: 0 K: 0 S: 8	H: 0 LOB: 0 BB: 0 P: 11	R: 0 E: 0 K: 0 S: 9	H: 0 LOB: 0 BB: 0 P: 13	1B: 3 2B: 1 3B: 0 HR: 1	SF: 0 SAC: 0 DP: 1 HBP: 0	WP: 0 PB: 0 SB: 2 CS: 1	PA: 32
<b>PITCHER</b>	IP WLS BF H R ER SO BB IBB HBP BLK WP HR S P ERA WHIP	8.0 W 28 4 2 2 5 2 0 0 0 0 0 0 9 106 2.25 0.750	9.1 S 3 0 0 0 0 0 0 0 0 0 0 0 9 13 0.00 0.000																			

New York Yankees @ Cleveland Indians  
Progressive Field, Cleveland, OH  
Mon Jun 01 2009, 7:05 PM EDT  
Att: 23,651 - Partly Cloudy - 77 F

AB 29  
R 2  
H 4  
RBI 2  
BB 2  
SO 5  
LOB 5









Batter	1	2	3	4	5	6	7	8	9	AB	R	H	RBI	BB	SO	LOB	TOP			
12 Ben Francisco, R OBP: 0.339, SLG: 0.443	G6-3		11 1B	11 1B		K		SF7	G4-3	5	2	2	1	0	1	3				
11 Jamey Carroll, R OBP: 0.423, SLG: 0.372	F9		41 1B	17 1B		L9		K	K	6	1	2	1	0	2	5				
41 Victor Martinez, S OBP: 0.425, SLG: 0.567 8 Chris Gimenez, R	K		17 1B	2 HR		K		F9		5	1	2	2	0	2	1				
17 Shin-Soo Choo, L OBP: 0.410, SLG: 0.466	F7		2 HR			G4-3		K		4	1	1	1	1	1	0				
2 Jhonny Peralta, R OBP: 0.351, SLG: 0.352	FC5-4		1B	HR		K		1B	P4	5	1	3	3	0	1	3				
7 Mark DeRosa, R OBP: 0.333, SLG: 0.431	FC5-4		1B	1B		G5-3		F8		5	1	2	0	0	0	2				
25 Ryan Garko, R OBP: 0.349, SLG: 0.403	G5-3		G6-3			10 HBP		10 HBP	K	4	1	1	0	0	1	3				
1 Luis Valbuena, L OBP: 0.250, SLG: 0.304			K	P6		K		FC4	10 HBP	5	2	1	0	0	2	2				
10 Kelly Shoppach, R OBP: 0.342, SLG: 0.380	G6-3		G6-3	F8		1-2		41 2B	12 G4-3	3	0	1	2	0	0	0				
<b>Inning Stats</b>	R: 0 E: 0 K: 1 S: 10	H: 0 LOB: 0 BB: 0 P: 15	R: 0 E: 0 K: 0 S: 13	H: 1 LOB: 1 BB: 0 P: 20	R: 5 E: 0 K: 1 S: 22	H: 6 LOB: 1 BB: 0 P: 35	R: 1 E: 0 K: 1 S: 10	H: 2 LOB: 1 BB: 0 P: 13	R: 0 E: 0 K: 2 S: 9	H: 0 LOB: 0 BB: 0 P: 12	R: 0 E: 0 K: 1 S: 10	H: 1 LOB: 1 BB: 0 P: 16	R: 2 E: 1 K: 1 S: 14	H: 2 LOB: 3 BB: 1 P: 27	R: 2 E: 0 K: 2 S: 21	H: 3 LOB: 1 BB: 0 P: 27	1B: 11 2B: 3 3B: 0 HR: 1	SF: 1 SAC: 0 DP: 0 HBP: 3	WP: 0 PB: 0 SB: 0 CS: 0	PA: 47
<b>PITCHER</b>	IP WLS BF H R ER SO BB IBB HBP BLK WP HR S P ERA WHIP																			
51 Anthony Swarzak, R ERA: 4.76	4.0 L 21 9 6 6 3 0 0 0 0 0 0 1 55 83 13.50 2.250																			
39 R.A. Dickey, R ERA: 3.05	2.0 8 0 0 0 3 0 0 2 0 0 0 16 26 0.00 0.000																			
18 Luis Ayala, R ERA: 4.07	1.2 10 3 2 0 2 0 0 1 0 0 0 22 35 0.00 1.800																			
28 Jesse Crain, R ERA: 7.88	1.1 8 3 2 2 2 1 0 0 0 0 0 23 35 13.50 3.000																			
<b>Batter</b>	<b>1</b>	<b>2</b>	<b>3</b>	<b>4</b>	<b>5</b>	<b>6</b>	<b>7</b>	<b>8</b>	<b>9</b>	<b>AB</b>	<b>R</b>	<b>H</b>	<b>RBI</b>	<b>BB</b>	<b>SO</b>	<b>LOB</b>	<b>BOTTOM</b>			
2 Denard Span, L OBP: 0.395, SLG: 0.398	FC4-6		1B		G3-1		K			4	0	2	0	0	1	3				
7 Joe Mauer, L OBP: 0.508, SLG: 0.849	FC4-6		G4-3			33 G5-6-3		F8		4	0	1	0	0	0	2				
33 Justin Morneau, L OBP: 0.414, SLG: 0.632	L8-3		G3		G5-6-3		G3-1			4	0	0	0	0	0	2				
24 Joe Crede, R OBP: 0.296, SLG: 0.478	K		F7		F9		K			4	0	0	0	0	2	0				
16 Jason Kubel, L OBP: 0.363, SLG: 0.485 20 Matt Tolbert, S OBP: 0.274, SLG: 0.257	G3		23 FC5-4		21 G4-6-3		21 G4-6-3		23 G6-4-3	2	1	1	0	0	0	0				
23 Brendan Harris, R OBP: 0.331, SLG: 0.405	BB		FC5-4		21 G4-6-3		1B		G6-4-3	3	0	1	0	1	0	2				
21 Delmon Young, R OBP: 0.272, SLG: 0.265	K		25 G6-3		G4-6-3		K			4	0	1	0	0	2	3				
22 Carlos Gómez, R OBP: 0.276, SLG: 0.302	K		F9		F9		25 E			3	0	1	1	0	1	1				
25 Alexi Casilla, S OBP: 0.226, SLG: 0.204	L9		G6-3		E1					3	0	0	0	0	0	2				
<b>Inning Stats</b>	R: 0 E: 0 K: 0 S: 6	H: 1 LOB: 0 BB: 0 P: 9	R: 0 E: 0 K: 2 S: 10	H: 0 LOB: 1 BB: 1 P: 15	R: 0 E: 0 K: 1 S: 9	H: 1 LOB: 1 BB: 0 P: 13	R: 0 E: 0 K: 0 S: 9	H: 1 LOB: 1 BB: 0 P: 15	R: 0 E: 0 K: 0 S: 8	H: 1 LOB: 0 BB: 0 P: 11	R: 1 E: 1 K: 1 S: 13	H: 2 LOB: 2 BB: 0 P: 17	R: 0 E: 0 K: 1 S: 8	H: 0 LOB: 0 BB: 0 P: 13	R: 0 E: 0 K: 1 S: 5	H: 0 LOB: 0 BB: 1 P: 11	1B: 7 2B: 1 3B: 0 HR: 0	SF: 0 SAC: 0 DP: 4 HBP: 1	WP: 0 PB: 0 SB: 0 CS: 0	PA: 34
<b>PITCHER</b>	IP WLS BF H R ER SO BB IBB HBP BLK WP HR S P ERA WHIP																			
31 Cliff Lee, L ERA: 2.96	8.0 W 31 7 1 1 5 1 0 0 0 0 0 5 71 1.12 1.000																			
53 Rafael Perez, L ERA: 13.5	1.0 3 0 0 0 1 1 0 0 0 0 0 5 11 0.00 1.000																			

Cleveland Indians @ Minnesota Twins  
Hubert H. Humphrey Metrodome, Minneapolis, MN  
Wed Jun 03 2009, 8:10 PM EDT  
Att: 29,336 - Dome - 70 F

AB 42  
R 10  
H 15  
RBI 10  
BB 1  
SO 10  
LOB 19





Cleveland Indians @ Minnesota Twins  
Hubert H. Humphrey Metrodome, Minneapolis, MN  
Wed Jun 03 2009, 8:10 PM EDT  
Att: 29,336 - Dome - 70 F

AB 31  
R 1  
H 7  
RBI 1  
BB 2  
SO 6  
LOB 15





Batter	1	2	3	4	5	6	7	8	9	AB	R	H	RBI	BB	SO	LOB	TOP					
12 Ben Francisco, R OBP: 0.332, SLG: 0.433	P3		F8			K	F8			4	0	0	0	0	1	3	Cleveland Indians @ Minnesota Twins Hubert H. Humphrey Metrodome, Minneapolis, MN Thu Jun 04 2009, 1:10 PM EDT Att: 20,897 - Dome - 69 F <a href="http://livebaseballscorecards.com">livebaseballscorecards.com</a>					
11 Jamey Carroll, R OBP: 0.418, SLG: 0.370 29 Josh Barfield, R OBP: 0.750, SLG: 0.750	K			K		41 17 E 1B		K		3	1	1	1	0	2	0						
41 Victor Martinez, S OBP: 0.418, SLG: 0.556 25 Ryan Garko, R OBP: 0.349, SLG: 0.403	L1			P5		G4-3		K		4	0	0	0	0	1	1						
17 Shin-Soo Choo, L OBP: 0.408, SLG: 0.462			K			G4-3		K		4	0	1	0	0	1	0						
2 Jhonny Peralta, R OBP: 0.344, SLG: 0.344			G5-3			L6		K		4	0	0	0	0	1	1						
7 Mark DeRosa, R OBP: 0.332, SLG: 0.433			K			2B		K		4	0	1	0	0	2	0						
8 Chris Gimenez, R OBP: 0.500, SLG: 1.250			K			G6-3		HR		4	1	2	1	0	1	1						
26 Trevor Crowe, S OBP: 0.280, SLG: 0.227			K			K		1B		3	0	1	0	1	2	1						
1 Luis Valbuena, L OBP: 0.266, SLG: 0.322								BB		3	1	1	0	1	1	3						
																		AB 34 R 3 H 7 RBI 2 BB 2 SO 13 LOB 10 				
<b>Inning Stats</b>	R: 0 E: 0 K: 1 S: 7	H: 0 LOB: 0 BB: 0 P: 10	R: 0 E: 0 K: 2 S: 11	H: 0 LOB: 0 BB: 1 P: 15	R: 0 E: 0 K: 2 S: 13	H: 0 LOB: 1 BB: 1 P: 21	R: 0 E: 0 K: 1 S: 8	H: 0 LOB: 0 BB: 0 P: 12	R: 0 E: 0 K: 1 S: 10	H: 1 LOB: 1 BB: 0 P: 12	R: 2 E: 0 K: 2 S: 14	H: 3 LOB: 1 BB: 0 P: 23	R: 1 E: 0 K: 1 S: 9	H: 2 LOB: 1 BB: 0 P: 13	R: 0 E: 0 K: 2 S: 12	H: 0 LOB: 0 BB: 0 P: 17	R: 0 E: 0 K: 1 S: 12	H: 1 LOB: 2 BB: 1 P: 19	1B: 4 2B: 2 3B: 0 HR: 1	SF: 0 SAC: 0 DP: 0 HBP: 0	WP: 0 PB: 0 SB: 1 CS: 0	PA: 36
<b>PITCHER</b>	IP WLS BF H R ER SO BB IBB HBP BLK WP HR S P ERA WHIP	7.0 W 28 6 3 2 10 1 0 0 0 0 1 72 106 2.57 1.000	2.0 8 1 0 0 3 1 0 0 0 0 0 24 36 0.00 1.000																			

Batter	1	2	3	4	5	6	7	8	9	AB	R	H	RBI	BB	SO	LOB	BOTTOM			
2 Denard Span, L OBP: 0.395, SLG: 0.410	7 BB 33 1B	G4-3		F8		HR		G3		4	2	1	1	1	0	0	Cleveland Indians @ Minnesota Twins Hubert H. Humphrey Metrodome, Minneapolis, MN Thu Jun 04 2009, 1:10 PM EDT Att: 20,897 - Dome - 69 F <a href="http://livebaseballscorecards.com">livebaseballscorecards.com</a>			
7 Joe Mauer, L OBP: 0.519, SLG: 0.845	16 HR 33 1B	16 HR 33 1B		G5-3		33 HR 1B		33 HR 24 SF9 1B		4	4	3	0	1	0	0				
33 Justin Morneau, L OBP: 0.426, SLG: 0.657	16 HR 1B	16 HR BB				HR		24 SF9 2B		3	3	3	3	2	0	0				
16 Jason Kubel, L OBP: 0.374, SLG: 0.532	HR	HR		G3		24 F8 2B		IBB		4	2	3	6	1	0	1				
24 Joe Crede, R OBP: 0.293, SLG: 0.472	F8	K				F8		SF9		4	0	1	1	0	1	1				
23 Brendan Harris, R OBP: 0.327, SLG: 0.404	2B			G6-3		P4		K		5	0	1	0	0	1	4				
55 Mike Redmond, R OBP: 0.304, SLG: 0.297	G5-3			G6-3		F8		F8		4	0	0	0	0	2					
22 Carlos Gómez, R OBP: 0.275, SLG: 0.300	F8					P4		F9		4	0	1	0	0	2					
20 Matt Tolbert, S OBP: 0.261, SLG: 0.244	F8			P6		G6-3		G3		4	0	0	0	0	1					
																		AB 36 R 11 H 13 RBI 11 BB 5 SO 2 LOB 11 		
<b>Inning Stats</b>	R: 4 E: 0 K: 0 S: 16	H: 3 LOB: 1 BB: 2 P: 31	R: 3 E: 0 K: 1 S: 12	H: 2 LOB: 0 BB: 1 P: 23	R: 0 E: 0 K: 0 S: 7	H: 1 LOB: 1 BB: 0 P: 10	R: 0 E: 0 K: 0 S: 10	H: 0 LOB: 1 BB: 1 P: 18	R: 0 E: 0 K: 0 S: 12	H: 1 LOB: 1 BB: 0 P: 19	R: 3 E: 0 K: 0 S: 16	H: 4 LOB: 1 BB: 0 P: 25	R: 0 E: 0 K: 0 S: 7	H: 0 LOB: 0 BB: 0 P: 10	R: 1 E: 0 K: 1 S: 10	H: 2 LOB: 2 BB: 1 P: 19	1B: 6 2B: 3 3B: 0 HR: 4	SF: 1 SAC: 0 DP: 0 HBP: 0	WP: 0 PB: 0 SB: 0 CS: 0	PA: 42
<b>PITCHER</b>	IP WLS BF H R ER SO BB IBB HBP BLK WP HR S P ERA WHIP	2.0 L 14 5 7 7 1 3 0 0 0 0 0 2 52 82 5.40 1.400	1.0 6 2 1 1 1 0 1 0 0 0 0 10 19 9.00 2.000																	



Batter	1	2	3	4	5	6	7	8	9	AB	R	H	RBI	BB	SO	LOB	TOP					
12 Ben Francisco, R OBP: 0.328, SLG: 0.423										4	1	0	0	1	2	2						
7 Mark DeRosa, R OBP: 0.329, SLG: 0.441										5	1	1	3	0	0	2						
41 Victor Martinez, S OBP: 0.415, SLG: 0.550										4	0	1	0	0	0	1						
17 Shin-Soo Choo, L OBP: 0.413, SLG: 0.465										3	0	2	0	1	0	0						
2 Jhonny Peralta, R OBP: 0.338, SLG: 0.337										4	0	0	0	0	1	4						
48 Travis Hafner, L OBP: 0.394, SLG: 0.567										4	1	1	1	0	1	3						
25 Ryan Garko, R OBP: 0.356, SLG: 0.429										2	2	1	1	1	1	2	AB 35					
26 Trevor Crowe, S OBP: 0.294, SLG: 0.267										1	1	1	0	0	0	0	R 6					
10 Kelly Shoppach, R OBP: 0.331, SLG: 0.365										4	0	0	0	0	1	4	H 9					
29 Josh Barfield, R OBP: 0.625, SLG: 0.625										4	0	2	1	0	0	1	RBI 6					
																	BB 3					
																	SO 6					
																	LOB 19					
<b>Inning Stats</b>	R: 0 E: 0 K: 0 S: 6	H: 0 LOB: 0 BB: 0 P: 8	R: 0 E: 0 K: 1 S: 9	H: 0 LOB: 0 BB: 0 P: 13	R: 3 E: 0 K: 1 S: 13	H: 1 LOB: 2 BB: 2 P: 32	R: 0 E: 1 K: 2 S: 16	H: 1 LOB: 2 BB: 0 P: 24	R: 0 E: 0 K: 0 S: 7	H: 1 LOB: 1 BB: 0 P: 9	R: 2 E: 0 K: 0 S: 9	H: 3 LOB: 1 BB: 0 P: 15	R: 0 E: 0 K: 1 S: 8	H: 0 LOB: 0 BB: 0 P: 12	R: 0 E: 0 K: 0 S: 10	H: 1 LOB: 1 BB: 1 P: 16	R: 1 E: 0 K: 1 S: 16	H: 2 LOB: 0 BB: 0 P: 24	1B: 5 2B: 1 3B: 0 HR: 3	SF: 0 SAC: 0 DP: 2 HBP: 0	WP: 0 PB: 0 SB: 0 CS: 0	PA: 38
<b>PITCHER</b>	IP WLS BF H R ER SO BB IBB HBP BLK WP HR S P ERA WHIP																					
50 John Danks, L ERA: 5.1	(1, 1) 5.2 L 25 6 5 5 4 2 0 0 0 0 0 3 59 100 7.94 1.412																					
D.J. Carrasco, R ERA: 2.25	(6, 1) 1.1 4 0 0 0 1 0 0 0 0 0 0 9 13 0.00 0.000																					
71 Scott Linebrink, R ERA: 1.83	(8, 1) 1.0 4 1 0 0 0 1 0 0 0 0 0 10 16 0.00 2.000																					
45 Bobby Jenks, R ERA: 3.32	(9, 1) 1.0 5 2 1 1 1 0 0 0 0 0 0 16 24 9.00 2.000																					

Cleveland Indians @ Chicago White Sox  
U.S. Cellular Field, Chicago, IL

AB 35  
R 6  
H 9  
RBI 6  
BB 3  
SO 6  
LOB 19



WP: 0 PA: 38  
PB: 0  
SB: 0  
CS: 0

Batter	1	2	3	4	5	6	7	8	9	AB	R	H	RBI	BB	SO	LOB	BOTTOM					
22 Scott Podsednik, L OBP: 0.333, SLG: 0.375										4	0	1	0	0	1	1						
10 Alexei Ramirez, R OBP: 0.295, SLG: 0.324										4	0	0	0	0	1	1						
25 Jim Thome, L OBP: 0.380, SLG: 0.479										3	0	0	0	1	1	1						
14 Paul Konerko, R OBP: 0.349, SLG: 0.472										4	0	0	0	0	1	2						
12 A.J. Pierzynski, L OBP: 0.337, SLG: 0.453										3	0	2	0	0	0	0						
32 Brian Anderson, R OBP: 0.336, SLG: 0.327										3	0	0	0	0	1	2						
31 Dewayne Wise, L OBP: 0.211, SLG: 0.167										3	0	0	0	0	1	1	AB 29					
15 Gordon Beckham, R (1, 5)										3	0	0	0	0	0	1	R 0					
17 Chris Getz, L OBP: 0.310, SLG: 0.302										2	0	0	0	1	0	0	H 3					
																	RBI 0					
																	BB 2					
																	SO 6					
																	LOB 9					
<b>Inning Stats</b>	R: 0 E: 0 K: 1 S: 15	H: 1 LOB: 1 BB: 0 P: 20	R: 0 E: 0 K: 0 S: 8	H: 1 LOB: 1 BB: 0 P: 12	R: 0 E: 0 K: 2 S: 8	H: 0 LOB: 0 BB: 0 P: 12	R: 0 E: 0 K: 1 S: 8	H: 1 LOB: 1 BB: 0 P: 10	R: 0 E: 0 K: 1 S: 5	H: 0 LOB: 0 BB: 0 P: 5	R: 0 E: 0 K: 0 S: 6	H: 0 LOB: 1 BB: 1 P: 11	R: 0 E: 0 K: 1 S: 9	H: 0 LOB: 0 BB: 0 P: 12	R: 0 E: 0 K: 0 S: 4	H: 0 LOB: 1 BB: 1 P: 9	R: 0 E: 0 K: 0 S: 6	H: 0 LOB: 0 BB: 0 P: 10	1B: 1 2B: 2 3B: 0 HR: 0	SF: 0 SAC: 0 DP: 1 HBP: 0	WP: 0 PB: 0 SB: 0 CS: 0	PA: 31
<b>PITCHER</b>	IP WLS BF H R ER SO BB IBB HBP BLK WP HR S P ERA WHIP																					
44 Carl Pavano, R ERA: 4.63	(1, 1) 9.0 W 31 3 0 0 6 2 0 0 0 0 0 69 101 0.00 0.556																					

Cleveland Indians @ Chicago White Sox  
U.S. Cellular Field, Chicago, IL

AB 29  
R 0  
H 3  
RBI 0  
BB 2  
SO 6  
LOB 9



WP: 0 PA: 31  
PB: 0  
SB: 0  
CS: 0

Fri Jun 05 2009, 8:11 PM EDT  
Att: 29,825 - Partly Cloudy - 74 F


Fri Jun 05 2009, 8:11 PM EDT  
Att: 29,825 - Partly Cloudy - 74 F

Fri Jun 05 2009, 8:11 PM EDT  
Att: 29,825 - Partly Cloudy - 74 F

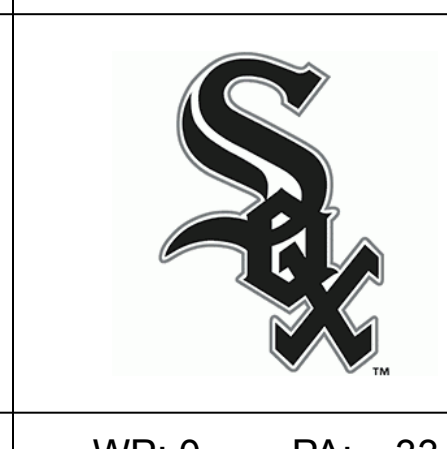
Fri Jun 05 2009, 8:11 PM EDT  
Att: 29,825 - Partly Cloudy - 74 F



Batter	1	2	3	4	5	6	7	8	9	AB	R	H	RBI	BB	SO	LOB	TOP							
12 Ben Francisco, R OBP: 0.327, SLG: 0.419										4	0	1	0	0	1	0	<b>Cleveland Indians @ Chicago White Sox</b> U.S. Cellular Field, Chicago, IL Sat Jun 06 2009, 4:05 PM EDT Att: 30,307 - Cloudy - 51 F							
11 Jamey Carroll, R OBP: 0.424, SLG: 0.380										4	0	2	1	0	0	0								
41 Victor Martinez, S OBP: 0.413, SLG: 0.545										4	0	1	0	0	3	3								
17 Shin-Soo Choo, L OBP: 0.407, SLG: 0.455										4	0	0	0	0	2	2								
2 Jhonny Peralta, R OBP: 0.332, SLG: 0.332										3	1	0	0	1	2	0								
48 Travis Hafner, L OBP: 0.338, SLG: 0.563										4	0	1	0	0	0	3								
7 Mark DeRosa, R OBP: 0.332, SLG: 0.442										4	0	2	1	0	0	0								
25 Ryan Garko, R OBP: 0.355, SLG: 0.422										2	0	0	0	0	1	2								
26 Trevor Crowe, S OBP: 0.286, SLG: 0.261										1	1	0	0	0	0	1								
1 Luis Valbuena, L OBP: 0.250, SLG: 0.302										4	0	0	0	0	2	3								
<b>Inning Stats</b>	R: 0 E: 0 K: 1 S: 6	H: 0 LOB: 0 BB: 0 P: 8	R: 1 E: 1 K: 0 S: 13	H: 2 LOB: 2 BB: 0 P: 21	R: 0 E: 0 K: 2 S: 10	H: 0 LOB: 0 BB: 0 P: 13	R: 0 E: 0 K: 2 S: 8	H: 0 LOB: 0 BB: 0 P: 15	R: 0 E: 0 K: 2 S: 9	H: 0 LOB: 0 BB: 0 P: 14	R: 0 E: 0 K: 0 S: 15	H: 2 LOB: 3 BB: 1 P: 23	R: 1 E: 0 K: 1 S: 18	H: 2 LOB: 3 BB: 0 P: 26	R: 0 E: 0 K: 2 S: 10	H: 0 LOB: 0 BB: 0 P: 11	R: 0 E: 0 K: 1 S: 9	H: 1 LOB: 0 BB: 0 P: 11	1B: 6 2B: 1 3B: 0 HR: 0	SF: 0 SAC: 0 DP: 1 HBP: 1	WP: 0 PB: 0 SB: 0 CS: 0	PA: 36		
<b>PITCHER</b>	IP WLS BF H R ER SO BB IBB HBP BLK WP HR S P ERA WHIP	IP WLS BF H R ER SO BB IBB HBP BLK WP HR S P ERA WHIP	IP WLS BF H R ER SO BB IBB HBP BLK WP HR S P ERA WHIP	IP WLS BF H R ER SO BB IBB HBP BLK WP HR S P ERA WHIP	IP WLS BF H R ER SO BB IBB HBP BLK WP HR S P ERA WHIP	IP WLS BF H R ER SO BB IBB HBP BLK WP HR S P ERA WHIP	IP WLS BF H R ER SO BB IBB HBP BLK WP HR S P ERA WHIP	IP WLS BF H R ER SO BB IBB HBP BLK WP HR S P ERA WHIP	IP WLS BF H R ER SO BB IBB HBP BLK WP HR S P ERA WHIP	IP WLS BF H R ER SO BB IBB HBP BLK WP HR S P ERA WHIP	IP WLS BF H R ER SO BB IBB HBP BLK WP HR S P ERA WHIP	IP WLS BF H R ER SO BB IBB HBP BLK WP HR S P ERA WHIP	IP WLS BF H R ER SO BB IBB HBP BLK WP HR S P ERA WHIP	IP WLS BF H R ER SO BB IBB HBP BLK WP HR S P ERA WHIP	IP WLS BF H R ER SO BB IBB HBP BLK WP HR S P ERA WHIP	IP WLS BF H R ER SO BB IBB HBP BLK WP HR S P ERA WHIP	IP WLS BF H R ER SO BB IBB HBP BLK WP HR S P ERA WHIP	IP WLS BF H R ER SO BB IBB HBP BLK WP HR S P ERA WHIP	IP WLS BF H R ER SO BB IBB HBP BLK WP HR S P ERA WHIP	IP WLS BF H R ER SO BB IBB HBP BLK WP HR S P ERA WHIP	IP WLS BF H R ER SO BB IBB HBP BLK WP HR S P ERA WHIP	IP WLS BF H R ER SO BB IBB HBP BLK WP HR S P ERA WHIP	IP WLS BF H R ER SO BB IBB HBP BLK WP HR S P ERA WHIP	IP WLS BF H R ER SO BB IBB HBP BLK WP HR S P ERA WHIP



Batter	1	2	3	4	5	6	7	8	9	AB	R	H	RBI	BB	SO	LOB	BOTTOM							
22 Scott Podsednik, L OBP: 0.338, SLG: 0.379										4	1	2	1	0	0	0	<b>Cleveland Indians @ Chicago White Sox</b> U.S. Cellular Field, Chicago, IL Sat Jun 06 2009, 4:05 PM EDT Att: 30,307 - Cloudy - 51 F							
10 Alexei Ramirez, R OBP: 0.289, SLG: 0.317										4	0	0	0	0	1	2								
25 Jim Thome, L OBP: 0.377, SLG: 0.470										3	0	0	0	1	3	1								
14 Paul Konerko, R OBP: 0.347, SLG: 0.467										2	1	0	1	1	1	0								
12 A.J. Pierzynski, L OBP: 0.335, SLG: 0.448										4	0	1	0	0	1	1								
7 Josh Fields, R OBP: 0.306, SLG: 0.344										4	1	2	1	0	1	2								
5 Jayson Nix, R OBP: 0.284, SLG: 0.424										3	0	0	0	0	0	3								
31 Dewayne Wise, L OBP: 0.211, SLG: 0.167										0	0	0	0	0	0	0								
17 Chris Getz, L OBP: 0.316, SLG: 0.310										3	1	2	0	0	1	1								
32 Brian Anderson, R OBP: 0.330, SLG: 0.320										2	0	0	0	0	0	2								
<b>Inning Stats</b>	R: 1 E: 0 K: 1 S: 10	H: 1 LOB: 1 BB: 1 P: 17	R: 0 E: 0 K: 1 S: 7	H: 1 LOB: 1 BB: 0 P: 12	R: 0 E: 0 K: 1 S: 8	H: 0 LOB: 0 BB: 0 P: 10	R: 1 E: 0 K: 0 S: 10	H: 1 LOB: 0 BB: 0 P: 13	R: 0 E: 0 K: 0 S: 6	H: 1 LOB: 0 BB: 0 P: 9	R: 1 E: 1 K: 2 S: 18	H: 1 LOB: 2 BB: 1 P: 31	R: 1 E: 0 K: 1 S: 10	H: 2 LOB: 1 BB: 0 P: 11	R: 0 E: 0 K: 2 S: 8	H: 0 LOB: 0 BB: 0 P: 10	R: 0 E: 0 K: 1 S: 9	H: 0 LOB: 0 BB: 0 P: 11	1B: 6 2B: 0 3B: 0 HR: 1	SF: 1 SAC: 1 DP: 1 HBP: 0	WP: 0 PB: 1 SB: 2 CS: 0	PA: 33		
<b>PITCHER</b>	IP WLS BF H R ER SO BB IBB HBP BLK WP HR S P ERA WHIP	IP WLS BF H R ER SO BB IBB HBP BLK WP HR S P ERA WHIP	IP WLS BF H R ER SO BB IBB HBP BLK WP HR S P ERA WHIP	IP WLS BF H R ER SO BB IBB HBP BLK WP HR S P ERA WHIP	IP WLS BF H R ER SO BB IBB HBP BLK WP HR S P ERA WHIP	IP WLS BF H R ER SO BB IBB HBP BLK WP HR S P ERA WHIP	IP WLS BF H R ER SO BB IBB HBP BLK WP HR S P ERA WHIP	IP WLS BF H R ER SO BB IBB HBP BLK WP HR S P ERA WHIP	IP WLS BF H R ER SO BB IBB HBP BLK WP HR S P ERA WHIP	IP WLS BF H R ER SO BB IBB HBP BLK WP HR S P ERA WHIP	IP WLS BF H R ER SO BB IBB HBP BLK WP HR S P ERA WHIP	IP WLS BF H R ER SO BB IBB HBP BLK WP HR S P ERA WHIP	IP WLS BF H R ER SO BB IBB HBP BLK WP HR S P ERA WHIP	IP WLS BF H R ER SO BB IBB HBP BLK WP HR S P ERA WHIP	IP WLS BF H R ER SO BB IBB HBP BLK WP HR S P ERA WHIP	IP WLS BF H R ER SO BB IBB HBP BLK WP HR S P ERA WHIP	IP WLS BF H R ER SO BB IBB HBP BLK WP HR S P ERA WHIP	IP WLS BF H R ER SO BB IBB HBP BLK WP HR S P ERA WHIP	IP WLS BF H R ER SO BB IBB HBP BLK WP HR S P ERA WHIP	IP WLS BF H R ER SO BB IBB HBP BLK WP HR S P ERA WHIP	IP WLS BF H R ER SO BB IBB HBP BLK WP HR S P ERA WHIP	IP WLS BF H R ER SO BB IBB HBP BLK WP HR S P ERA WHIP	IP WLS BF H R ER SO BB IBB HBP BLK WP HR S P ERA WHIP	IP WLS BF H R ER SO BB IBB HBP BLK WP HR S P ERA WHIP









Batter	1	2	3	4	5	6	7	8	9	AB	R	H	RBI	BB	SO	LOB	TOP										
2 Coco Crisp, S OBP: 0.338, SLG: 0.382			SH3						G6-3	3	0	1	0	1	1	2	<b>Kansas City Royals @ Cleveland Indians</b> Progressive Field, Cleveland, OH Tue Jun 09 2009, 7:05 PM EDT Att: 15,038 - Clear - 70 F										
9 David DeJesus, L OBP: 0.284, SLG: 0.377	P5				FC5-4	G4-3				5	0	1	1	0	1	5											
16 Billy Butler, R OBP: 0.335, SLG: 0.423	G4-6-3		P4						G1-3	5	0	1	0	0	1	3											
11 Jose Guillen, R OBP: 0.346, SLG: 0.401		1B	F8		FC5-4					4	0	1	0	0	0	3											
17 Mike Jacobs, L OBP: 0.310, SLG: 0.448	K			P6						4	0	0	0	0	2	1											
13 Alberto Callaspo, S OBP: 0.349, SLG: 0.432	K					F9				4	0	2	0	0	1	1											
24 Mark Teahen, L OBP: 0.339, SLG: 0.431	G4-3									4	1	1	0	0	2	3											
21 Miguel Olivo, R OBP: 0.267, SLG: 0.433										4	2	2	1	0	0	2											
8 Willie Bloomquist, R OBP: 0.359, SLG: 0.407			HR							3	1	3	1	1	0	0											
<b>Inning Stats</b>	R: 0 E: 0 K: 0 S: 8	H: 0 LOB: 0 BB: 1 P: 14	R: 0 E: 0 K: 2 S: 11	H: 1 LOB: 1 BB: 0 P: 15	R: 2 E: 0 K: 1 S: 11	H: 3 LOB: 1 BB: 0 P: 16	R: 0 E: 0 K: 1 S: 9	H: 1 LOB: 1 BB: 0 P: 15	R: 0 E: 0 K: 1 S: 13	H: 2 LOB: 2 BB: 0 P: 19	R: 2 E: 0 K: 0 S: 16	H: 4 LOB: 2 BB: 0 P: 26	R: 0 E: 0 K: 2 S: 8	H: 0 LOB: 0 BB: 0 P: 11	R: 0 E: 0 K: 1 S: 5	H: 1 LOB: 0 BB: 0 P: 7		R: 0 E: 0 K: 1 S: 9	H: 0 LOB: 1 BB: 1 P: 17	1B: 10 2B: 0 3B: 1 HR: 1	SF: 0 SAC: 1 DP: 2 HBP: 0	WP: 0 PB: 1 SB: 5 CS: 0	PA: 39				
<b>PITCHER</b>	IP	WLS	BF	H	R	ER	SO	BB	IBB	HBP	BLK	WP	HR	S	P	ERA	WHIP										
31 Cliff Lee, L ERA: 3.17	6.0		29	11	4	4	4	1	0	0	0	0	1	68	105	6.00	2.000										
47 Luis Vizcaino, R ERA: 2.19	0.2	W	2	0	0	0	1	0	0	0	0	0	0	5	7	0.00	0.000										
53 Rafael Perez, L ERA: 11.25	0.2		3	1	0	0	2	0	0	0	0	0	0	7	8	0.00	1.500										
40 Matt Herges, R ERA: 1.08	0.2		1	0	0	0	0	0	0	0	0	0	0	1	3	0.00	0.000										
34 Kerry Wood, R ERA: 5.31	1.0		4	0	0	0	1	1	0	0	0	0	0	9	17	0.00	1.000										

Batter	1	2	3	4	5	6	7	8	9	AB	R	H	RBI	BB	SO	LOB	BOTTOM										
12 Ben Francisco, R OBP: 0.325, SLG: 0.410	K		G5-3			F8			G6-4-3	5	0	1	0	0	1	2	<b>Kansas City Royals @ Cleveland Indians</b> Progressive Field, Cleveland, OH Tue Jun 09 2009, 7:05 PM EDT Att: 15,038 - Clear - 70 F										
11 Jamey Carroll, R OBP: 0.441, SLG: 0.431	G4-6-3		G4-3							3	2	1	0	1	0	1											
41 Victor Martinez, S OBP: 0.414, SLG: 0.552	G4-6-3									3	2	1	0	1	0	1											
17 Shin-Soo Choo, L OBP: 0.412, SLG: 0.464	K									2	2	0	1	1	1	1											
7 Mark DeRosa, R OBP: 0.332, SLG: 0.449	P4									4	2	2	4	0	1	1											
26 Trevor Crowe, S OBP: 0.286, SLG: 0.260										0	0	0	0	0	0	0											
48 Travis Hafner, L OBP: 0.353, SLG: 0.541										3	0	0	0	1	0	3											
10 Kelly Shoppach, R OBP: 0.331, SLG: 0.369										2	0	1	1	0	0	0											
1 Luis Valbuena, L OBP: 0.267, SLG: 0.343										2	0	0	0	0	1	3											
2 Jhonny Peralta, R OBP: 0.338, SLG: 0.533	K									2	0	1	1	0	0	1											
29 Josh Barfield, R OBP: 0.417, SLG: 0.417										4	0	0	0	0	3	3											
<b>Inning Stats</b>	R: 0 E: 0 K: 1 S: 8	H: 1 LOB: 0 BB: 0 P: 13	R: 0 E: 0 K: 2 S: 11	H: 1 LOB: 2 BB: 1 P: 21	R: 0 E: 0 K: 1 S: 8	H: 0 LOB: 0 BB: 0 P: 14	R: 0 E: 0 K: 1 S: 14	H: 0 LOB: 1 BB: 1 P: 21	R: 0 E: 0 K: 0 S: 7	H: 0 LOB: 0 BB: 0 P: 11	R: 4 E: 0 K: 1 S: 16	H: 2 LOB: 1 BB: 1 P: 31	R: 4 E: 0 K: 0 S: 18	H: 2 LOB: 0 BB: 1 P: 30	R: 0 E: 0 K: 1 S: 9	H: 1 LOB: 0 BB: 0 P: 11	1B: 6 2B: 0 3B: 0 HR: 1	SF: 1 SAC: 0 DP: 2 HBP: 2	WP: 0 PB: 0 SB: 0 CS: 0	PA: 37							
<b>PITCHER</b>	IP	WLS	BF	H	R	ER	SO	BB	IBB	HBP	BLK	WP	HR	S	P	ERA	WHIP										
19 Brian Bannister, R ERA: 4.69	5.0		23	4	4	1	5	3	0	1	0	0	0	8	14	0.00	0.000										
49 John Bale, L ERA: 5.06	1.0	B	4	0	0	0	1	0	0	0	0	0	0	8	14	0.00	0.000										
37 Juan Cruz, R ERA: 5.63	0.1	L	4	1	3	3	0	1	0	1	0	0	0	11	19	81.00	6.000										
34 Jamey Wright, R ERA: 4.28	0.2		3	1	1	1	0	0	0	0	0	0	1	7	11	13.50	1.500										
56 Roman Colon, R ERA: 3.86	1.0		3	1	0	0	1	0	0	0	0	0	0	9	11	0.00	1.000										

AB	36
R	4
H	12
RBI	3
BB	2
SO	8
LOB	20

AB	30
R	8
H	7
RBI	7
BB	4
SO	7
LOB	16



Batter	1	2	3	4	5	6	7	8	9	AB	R	H	RBI	BB	SO	LOB	TOP						
9 David DeJesus, L OBP: 0.286, SLG: 0.382										5	0	2	0	0	1	1	<b>Kansas City Royals @ Cleveland Indians</b> Progressive Field, Cleveland, OH Wed Jun 10 2009, 7:05 PM EDT Att: 16,257 - Cloudy - 68 F						
8 Willie Bloomquist, R OBP: 0.353, SLG: 0.399										5	0	1	0	0	1	3							
16 Billy Butler, R OBP: 0.332, SLG: 0.422										5	2	1	0	0	1	3							
11 Jose Guillen, R OBP: 0.352, SLG: 0.425										3	2	2	2	0	0	1							
35 Mitch Walter, L OBP: 0.324, SLG: 0.338										1	0	0	0	0	1	0							
24 Mark Teahen, L OBP: 0.344, SLG: 0.432										2	2	1	0	1	0	0							
46 Luis Hernandez, S OBP: 0.269, SLG: 0.208										4	2	4	4	0	0	0							
13 Alberto Callaspo, S OBP: 0.362, SLG: 0.459										3	0	0	1	0	0	2							
3 Brayan Peña, S OBP: 0.250, SLG: 0.467										3	1	1	2	0	1	2							
21 Miguel Olivo, R OBP: 0.274, SLG: 0.454										4	0	1	0	0	1	1							
1 Tony Pena Jr., R OBP: 0.160, SLG: 0.130																							
<b>Inning Stats</b>	R: 0 E: 0 K: 1 S: 9	H: 1 LOB: 1 BB: 0 P: 10	R: 1 E: 0 K: 0 S: 10	H: 1 LOB: 0 BB: 1 P: 21	R: 0 E: 0 K: 0 S: 6	H: 1 LOB: 0 BB: 0 P: 9	R: 4 E: 0 K: 0 S: 22	H: 4 LOB: 0 BB: 0 P: 31	R: 4 E: 0 K: 0 S: 15	H: 4 LOB: 0 BB: 0 P: 24	R: 0 E: 0 K: 1 S: 6	H: 0 LOB: 0 BB: 0 P: 13	R: 0 E: 0 K: 2 S: 9	H: 0 LOB: 0 BB: 0 P: 14	R: 0 E: 0 K: 1 S: 10	H: 1 LOB: 1 BB: 0 P: 16	R: 0 E: 0 K: 1 S: 8	H: 1 LOB: 1 BB: 0 P: 12	1B: 7 2B: 4 3B: 0 HR: 3	SF: 1 SAC: 0 DP: 2 HBP: 1	WP: 0 PB: 0 SB: 1 CS: 0	PA: 39	
<b>PITCHER</b>	IP: 4.2 WLS: L BF: 24 ERA: 5.4	WLS: L BF: 11 ERA: 4.98	H: 11 R: 9 ER: 9 SO: 1	H: 9 R: 0 ER: 0 SO: 4	H: 11 R: 0 ER: 0 SO: 1	H: 9 R: 0 ER: 0 SO: 1	BB: 1 IBB: 0 HBP: 0 BLK: 0	BB: 0 IBB: 0 HBP: 1 BLK: 0	BB: 0 IBB: 0 HBP: 0 BLK: 0	BB: 0 IBB: 0 HBP: 0 BLK: 0	WP: 0 HR: 3 S: 60 P: 92	HR: 3 S: 27 P: 46	HR: 0 S: 8 P: 12	ERA: 17.36 WHIP: 2.571	ERA: 0.00 WHIP: 0.300	ERA: 0.00 WHIP: 1.000							

AB	36
R	9
H	13
RBI	9
BB	1
SO	6
LOB	13



Batter	1	2	3	4	5	6	7	8	9	AB	R	H	RBI	BB	SO	LOB	BOTTOM						
12 Ben Francisco, R OBP: 0.324, SLG: 0.406										4	0	1	0	0	0	3	<b>Kansas City Royals @ Cleveland Indians</b> Progressive Field, Cleveland, OH Wed Jun 10 2009, 7:05 PM EDT Att: 16,257 - Cloudy - 68 F						
11 Jamey Carroll, R OBP: 0.417, SLG: 0.403										4	0	0	0	0	1	7							
41 Victor Martinez, S OBP: 0.409, SLG: 0.545										3	0	0	0	0	2	0							
26 Trevor Crowe, S OBP: 0.281, SLG: 0.255										1	0	0	0	0	0	0							
17 Shin-Soo Choo, L OBP: 0.407, SLG: 0.457										2	0	0	0	1	2	0							
8 Chris Gimenez, R OBP: 0.400, SLG: 1.000										1	0	0	0	0	0	0							
7 Mark DeRosa, R OBP: 0.332, SLG: 0.445																							
25 Ryan Garko, R OBP: 0.353, SLG: 0.419																							
48 Travis Hafner, L OBP: 0.348, SLG: 0.526										4	0	1	0	0	0	1							
2 Jhonny Perally, R OBP: 0.341, SLG: 0.333										3	0	1	0	1	1	0							
1 Luis Valbuena, L OBP: 0.266, SLG: 0.338										4	0	1	0	0	2	3							
10 Kelly Shoppach, R OBP: 0.331, SLG: 0.363										2	0	0	0	1	2	3							
<b>Inning Stats</b>	R: 0 E: 0 K: 1 S: 8	H: 0 LOB: 0 BB: 0 P: 9	R: 0 E: 0 K: 2 S: 8	H: 0 LOB: 0 BB: 0 P: 15	R: 0 E: 1 K: 2 S: 10	H: 1 LOB: 2 BB: 0 P: 17	R: 0 E: 0 K: 3 S: 9	H: 0 LOB: 0 BB: 0 P: 12	R: 0 E: 0 K: 1 S: 14	H: 2 LOB: 3 BB: 1 P: 28	R: 0 E: 0 K: 1 S: 7	H: 0 LOB: 1 BB: 1 P: 14	R: 0 E: 0 K: 1 S: 11	H: 1 LOB: 2 BB: 1 P: 20	R: 0 E: 0 K: 0 S: 6	H: 0 LOB: 0 BB: 0 P: 7	R: 0 E: 0 K: 1 S: 6	H: 0 LOB: 0 BB: 0 P: 7	1B: 4 2B: 0 3B: 0 HR: 0	SF: 0 SAC: 0 DP: 0 HBP: 0	WP: 0 PB: 0 SB: 1 CS: 0	PA: 35	
<b>PITCHER</b>	IP: 7.0 WLS: W BF: 29 ERA: 3.7	WLS: W BF: 3 ERA: 4.05	H: 4 R: 0 ER: 0 SO: 0	H: 0 R: 0 ER: 0 SO: 0	H: 0 R: 0 ER: 0 SO: 0	H: 0 R: 0 ER: 0 SO: 0	BB: 3 IBB: 0 HBP: 0 BLK: 0	BB: 0 IBB: 0 HBP: 0 BLK: 0	BB: 0 IBB: 0 HBP: 0 BLK: 0	BB: 0 IBB: 0 HBP: 0 BLK: 0	WP: 0 HR: 0 S: 67 P: 115	HR: 6 S: 7	HR: 6 S: 6	ERA: 0.00 WHIP: 1.000	ERA: 0.00 WHIP: 0.000	ERA: 0.00 WHIP: 0.000							









Batter	1	2	3	4	5	6	7	8	9	AB	R	H	RBI	BB	SO	LOB	TOP
13 Brendan Ryan, R OBP: 0.341, SLG: 0.392	P4		F8			G6-3		24 BB 5 1B	G4-3	5	1	1	0	0	0	1	
24 Rick Ankiel, L OBP: 0.329, SLG: 0.455	G4-3		G3					5 1B 47 1B BB		3	1	1	0	1	0	1	
5 Albert Pujols, R OBP: 0.440, SLG: 0.665	P2					P6		16 S 47 1B		4	1	2	2	0	0	1	
47 Ryan Ludwick, R OBP: 0.295, SLG: 0.444		F7				F8		16 S 1B		4	0	1	1	0	0	1	
19 Nick Stavinoha, R OBP: 0.262, SLG: 0.390		K				L7				4	0	0	0	0	3	2	
16 Chris Duncan, L OBP: 0.326, SLG: 0.407						K				2	0	1	0	2	1	0	
4 Yadier Molina, R OBP: 0.338, SLG: 0.360		1B				K				4	0	0	0	0	0	5	
27 Tyler Greene, R OBP: 0.318, SLG: 0.435						L5				4	0	0	0	0	0	5	
55 Skip Schumaker, L (9, PH) OBP: 0.329, SLG: 0.389						L5				3	0	1	0	0	2	1	
22 Joe Thurston, L OBP: 0.347, SLG: 0.395						L5				1	0	0	0	0	0	0	
						L5				4	0	0	0	0	0	5	
						L5				3	0	1	0	0	2	1	
						L5				1	0	0	0	0	0	0	
						L5				4	0	1	0	0	0	1	
						L5				4	0	1	0	0	0	1	
						L5				4	0	0	0	0	0	5	
						L5				3	0	1	0	0	2	1	
						L5				1	0	0	0	0	0	0	
						L5				4	0	1	0	0	0	1	
						L5				4	0	1	0	0	0	1	
						L5				4	0	0	0	0	0	5	
						L5				3	0	1	0	0	2	1	
						L5				1	0	0	0	0	0	0	
						L5				4	0	1	0	0	0	1	
						L5				4	0	1	0	0	0	1	
						L5				4	0	0	0	0	0	5	
						L5				3	0	1	0	0	2	1	
						L5				1	0	0	0	0	0	0	
						L5				4	0	1	0	0	0	1	
						L5				4	0	1	0	0	0	1	
						L5				4	0	0	0	0	0	5	
						L5				3	0	1	0	0	2	1	
						L5				1	0	0	0	0	0	0	
						L5				4	0	1	0	0	0	1	
						L5				4	0	1	0	0	0	1	
						L5				4	0	0	0	0	0	5	
						L5				3	0	1	0	0	2	1	
						L5				1	0	0	0	0	0	0	
						L5				4	0	1	0	0	0	1	
						L5				4	0	1	0	0	0	1	
						L5				4	0	0	0	0	0	5	
						L5				3	0	1	0	0	2	1	
						L5				1	0	0	0	0	0	0	
						L5				4	0	1	0	0	0	1	
						L5				4	0	1	0	0	0	1	
						L5				4	0	0	0	0	0	5	
						L5				3	0	1	0	0	2	1	
						L5				1	0	0	0	0	0	0	
						L5				4	0	1	0	0	0	1	
						L5				4	0	1	0	0	0	1	
						L5				4	0	0	0	0	0	5	
						L5				3	0	1	0	0	2	1	
						L5				1	0	0	0	0	0	0	
						L5				4	0	1	0	0	0	1	
						L5				4	0	1	0	0	0	1	
						L5				4	0	0	0	0	0	5	
						L5				3	0	1	0	0	2	1	
						L5				1	0	0	0	0	0	0	
						L5				4	0	1	0	0	0	1	
						L5				4	0	1	0	0	0	1	
						L5				4	0	0	0	0	0	5	
						L5				3	0	1	0	0	2	1	
						L5				1	0	0	0	0	0	0	
						L5				4	0	1	0	0	0	1	
						L5				4	0	1	0	0	0	1	
						L5				4	0	0	0	0	0	5	
						L5				3	0	1	0	0	2	1	
						L5				1	0	0	0	0	0	0	
						L5				4	0	1	0	0	0	1	
						L5				4	0	1	0	0	0	1	
						L5				4	0	0	0	0	0	5	
						L5				3	0	1	0	0	2	1	
						L5				1	0	0	0	0	0	0	
						L5				4	0	1	0	0	0	1	
						L5				4	0	1	0	0	0	1	
						L5				4	0	0	0	0	0	5	
						L5				3	0	1	0	0	2	1	
						L5				1	0	0	0	0	0	0	
						L5				4	0	1	0	0	0	1	
						L5				4	0	1	0	0	0	1	
						L5				4	0	0	0	0	0	5	
						L5				3	0	1	0	0	2	1	
						L5				1	0	0	0	0	0	0	
						L5				4	0	1	0	0	0	1	
						L5				4	0	1	0	0	0	1	
						L5				4	0	0	0	0	0	5	
						L5				3	0	1	0	0	2	1	
						L5				1	0	0	0	0	0	0	
						L5				4	0	1	0	0	0	1	
						L5				4	0	1	0	0	0	1	
						L5				4	0	0	0	0	0	5	
						L5				3	0	1	0	0	2	1	
						L5				1	0	0	0	0	0	0	
						L5				4	0	1	0	0	0	1	
						L5				4	0	1	0	0	0	1	
						L5				4	0	0	0	0	0	5	
						L5				3	0	1	0	0	2	1	
						L5				1	0	0	0	0	0	0	
						L5				4	0	1	0	0	0	1	
						L5				4	0	1	0	0	0	1	
						L5				4	0	0	0	0	0	5	
						L5				3	0	1	0	0	2	1	
						L5				1	0	0	0	0	0	0	
						L5				4	0	1	0	0	0	1	
						L5				4	0	1	0	0	0		



Batter	1	2	3	4	5	6	7	8	9	AB	R	H	RBI	BB	SO	LOB	TOP							
55 Skip Schumaker, L OBP: 0.327, SLG: 0.386	P6		P5		L8			5 2B 28 WP 1B		4	1	1	0	0	0	2								
24 Rick Ankiel, L OBP: 0.320, SLG: 0.442	F9			L4	G4-3			K		4	0	0	0	0	1	1								
5 Albert Pujols, R OBP: 0.444, SLG: 0.699	K			HR	HR			2B 28 WP 1-3		4	2	3	2	0	1	0								
28 Colby Rasmus, L OBP: 0.321, SLG: 0.481 27 Tyler Greene, R OBP: 0.316, SLG: 0.435		G3-1		G1-3	G6-3			K		4	0	0	0	0	1	1								
47 Ryan Ludwick, R OBP: 0.300, SLG: 0.442	F9			G2-3				2-3 3-H		3	0	1	0	1	0	0								
16 Chris Duncan, L OBP: 0.335, SLG: 0.404	1B				16 FC1-6 1B			IBB		4	0	1	0	0	0	3								
4 Yadier Molina, R OBP: 0.341, SLG: 0.363	L8							G4-3		4	0	2	0	0	0	1								
22 Joe Thurston, L OBP: 0.339, SLG: 0.384			G3-1		K			B2		4	0	0	0	0	1	2								
13 Brendan Ryan, R OBP: 0.338, SLG: 0.387	P4							G4-3		4	0	1	0	0	1	1								
<b>Inning Stats</b>	R: 0 E: 0 K: 1 S: 9	H: 0 LOB: 0 BB: 0 P: 12	R: 0 E: 0 K: 0 S: 10	H: 1 LOB: 1 BB: 0 P: 16	R: 0 E: 0 K: 0 S: 6	H: 0 LOB: 0 BB: 0 P: 8	R: 1 E: 0 K: 0 S: 11	H: 1 LOB: 1 BB: 0 P: 13	R: 0 E: 0 K: 1 S: 14	H: 2 LOB: 2 BB: 0 P: 20	R: 1 E: 0 K: 0 S: 13	H: 2 LOB: 1 BB: 0 P: 15	R: 0 E: 0 K: 0 S: 6	H: 1 LOB: 1 BB: 0 P: 12	R: 1 E: 0 K: 2 S: 9	H: 2 LOB: 2 BB: 1 P: 18	R: 0 E: 0 K: 1 S: 8	H: 0 LOB: 0 BB: 0 P: 11	1B: 6 2B: 1 3B: 0 HR: 2	SF: 0 SAC: 0 DP: 0 HBP: 0	WP: 1 PB: 0 SB: 1 CS: 0	PA: 36		
<b>PITCHER</b>	IP WLS BF H R ER SO BB IBB HBP BLK WP HR S P ERA WHIP	IP WLS BF H R ER SO BB IBB HBP BLK WP HR S P ERA WHIP	IP WLS BF H R ER SO BB IBB HBP BLK WP HR S P ERA WHIP	IP WLS BF H R ER SO BB IBB HBP BLK WP HR S P ERA WHIP	IP WLS BF H R ER SO BB IBB HBP BLK WP HR S P ERA WHIP	IP WLS BF H R ER SO BB IBB HBP BLK WP HR S P ERA WHIP	IP WLS BF H R ER SO BB IBB HBP BLK WP HR S P ERA WHIP	IP WLS BF H R ER SO BB IBB HBP BLK WP HR S P ERA WHIP	IP WLS BF H R ER SO BB IBB HBP BLK WP HR S P ERA WHIP	IP WLS BF H R ER SO BB IBB HBP BLK WP HR S P ERA WHIP	IP WLS BF H R ER SO BB IBB HBP BLK WP HR S P ERA WHIP	IP WLS BF H R ER SO BB IBB HBP BLK WP HR S P ERA WHIP	IP WLS BF H R ER SO BB IBB HBP BLK WP HR S P ERA WHIP	IP WLS BF H R ER SO BB IBB HBP BLK WP HR S P ERA WHIP	IP WLS BF H R ER SO BB IBB HBP BLK WP HR S P ERA WHIP	IP WLS BF H R ER SO BB IBB HBP BLK WP HR S P ERA WHIP	IP WLS BF H R ER SO BB IBB HBP BLK WP HR S P ERA WHIP	IP WLS BF H R ER SO BB IBB HBP BLK WP HR S P ERA WHIP	IP WLS BF H R ER SO BB IBB HBP BLK WP HR S P ERA WHIP	IP WLS BF H R ER SO BB IBB HBP BLK WP HR S P ERA WHIP	IP WLS BF H R ER SO BB IBB HBP BLK WP HR S P ERA WHIP	IP WLS BF H R ER SO BB IBB HBP BLK WP HR S P ERA WHIP	IP WLS BF H R ER SO BB IBB HBP BLK WP HR S P ERA WHIP	IP WLS BF H R ER SO BB IBB HBP BLK WP HR S P ERA WHIP

St. Louis Cardinals @ Cleveland Indians  
Progressive Field, Cleveland, OH  
Sat Jun 13 2009, 4:10 PM EDT  
Att: 31,754 - Partly Cloudy - 68 F

AB 35  
R 3  
H 9  
RBI 2  
BB 1  
SO 5  
LOB 11



Batter	1	2	3	4	5	6	7	8	9	AB	R	H	RBI	BB	SO	LOB	BOTTOM								
11 Jamey Carroll, R OBP: 0.402, SLG: 0.380	G6-3			E6 7 BB 41 1B		K		K		4	1	0	0	0	2	1									
7 Mark DeRosa, R OBP: 0.348, SLG: 0.450	F9			41 1B BB		G5-3		1B		3	0	1	0	1	0	0									
41 Victor Martinez, S OBP: 0.417, SLG: 0.541	G6-3			17 1B		BB		K		3	0	1	1	1	1	2									
17 Shin-Soo Choo, L OBP: 0.404, SLG: 0.448	G4-3			1-2 2-H		K		K		4	0	0	0	0	2	5									
2 Johnny Peralta, R OBP: 0.336, SLG: 0.335 29 Josh Barfield, R OBP: 0.462, SLG: 0.462	G5-3			K		K		2B		3	0	1	0	0	1	1									
48 Travis Hafner, L OBP: 0.361, SLG: 0.512	G4-3					F9		F8		4	0	1	0	0	0	1									
25 Ryan Garko, R OBP: 0.362, SLG: 0.428				G6-4-3 1 HBP		1B		P5		3	0	1	0	0	1	2									
1 Luis Valbuena, L OBP: 0.264, SLG: 0.333	G6-4-3					F9		F7		4	0	0	0	0	0	4									
26 Trevor Crowe, S OBP: 0.266, SLG: 0.228	K2-3					G3		7 1B BB		2	0	0	0	1	1	1									
<b>Inning Stats</b>	R: 0 E: 0 K: 0 S: 7	H: 0 LOB: 0 BB: 0 P: 13	R: 0 E: 0 K: 0 S: 7	H: 0 LOB: 0 BB: 0 P: 12	R: 0 E: 0 K: 1 S: 7	H: 0 LOB: 0 BB: 0 P: 9	R: 1 E: 0 K: 2 S: 12	H: 1 LOB: 1 BB: 1 P: 21	R: 0 E: 0 K: 2 S: 8	H: 1 LOB: 1 BB: 0 P: 10	R: 0 E: 0 K: 2 S: 9	H: 0 LOB: 1 BB: 1 P: 16	R: 0 E: 0 K: 0 S: 14	H: 1 LOB: 1 BB: 0 P: 18	R: 0 E: 0 K: 2 S: 12	H: 1 LOB: 2 BB: 1 P: 21	R: 0 E: 0 K: 1 S: 12	H: 2 LOB: 1 BB: 0 P: 18	1B: 5 2B: 1 3B: 0 HR: 0	SF: 0 SAC: 0 DP: 1 HBP: 1	WP: 0 PB: 0 SB: 0 CS: 0	PA: 35			
<b>PITCHER</b>	IP WLS BF H R ER SO BB IBB HBP BLK WP HR S P ERA WHIP	IP WLS BF H R ER SO BB IBB HBP BLK WP HR S P ERA WHIP	IP WLS BF H R ER SO BB IBB HBP BLK WP HR S P ERA WHIP	IP WLS BF H R ER SO BB IBB HBP BLK WP HR S P ERA WHIP	IP WLS BF H R ER SO BB IBB HBP BLK WP HR S P ERA WHIP	IP WLS BF H R ER SO BB IBB HBP BLK WP HR S P ERA WHIP	IP WLS BF H R ER SO BB IBB HBP BLK WP HR S P ERA WHIP	IP WLS BF H R ER SO BB IBB HBP BLK WP HR S P ERA WHIP	IP WLS BF H R ER SO BB IBB HBP BLK WP HR S P ERA WHIP	IP WLS BF H R ER SO BB IBB HBP BLK WP HR S P ERA WHIP	IP WLS BF H R ER SO BB IBB HBP BLK WP HR S P ERA WHIP	IP WLS BF H R ER SO BB IBB HBP BLK WP HR S P ERA WHIP	IP WLS BF H R ER SO BB IBB HBP BLK WP HR S P ERA WHIP	IP WLS BF H R ER SO BB IBB HBP BLK WP HR S P ERA WHIP	IP WLS BF H R ER SO BB IBB HBP BLK WP HR S P ERA WHIP	IP WLS BF H R ER SO BB IBB HBP BLK WP HR S P ERA WHIP	IP WLS BF H R ER SO BB IBB HBP BLK WP HR S P ERA WHIP	IP WLS BF H R ER SO BB IBB HBP BLK WP HR S P ERA WHIP	IP WLS BF H R ER SO BB IBB HBP BLK WP HR S P ERA WHIP	IP WLS BF H R ER SO BB IBB HBP BLK WP HR S P ERA WHIP	IP WLS BF H R ER SO BB IBB HBP BLK WP HR S P ERA WHIP	IP WLS BF H R ER SO BB IBB HBP BLK WP HR S P ERA WHIP	IP WLS BF H R ER SO BB IBB HBP BLK WP HR S P ERA WHIP	IP WLS BF H R ER SO BB IBB HBP BLK WP HR S P ERA WHIP	IP WLS BF H R ER SO BB IBB HBP BLK WP HR S P ERA WHIP

St. Louis Cardinals @ Cleveland Indians  
Progressive Field, Cleveland, OH  
Sat Jun 13 2009, 4:10 PM EDT  
Att: 31,754 - Partly Cloudy - 68 F

AB 31  
R 1  
H 6  
RBI 1  
BB 3  
SO 8  
LOB 17





Batter	1	2	3	4	5	6	7	8	9	AB	R	H	RBI	BB	SO	LOB	TOP			
13 Brendan Ryan, R OBP: 0.343, SLG: 0.386	4-0 BB 47 F9		2-2 G4-3			0-1 G6-3			0-2 1B	3	0	1	0	1	0	0	<b>St. Louis Cardinals @ Cleveland Indians</b> Progressive Field, Cleveland, OH Sun Jun 14 2009, 8:05 PM EDT Att: 23,644 - Clear - 70 F <a href="http://livebaseballscorecards.com">livebaseballscorecards.com</a>			
24 Rick Ankiel, L OBP: 0.312, SLG: 0.430	1-3 K		0-3 K			0-3 K			0-1 F8	4	0	0	0	0	3	2				
5 Albert Pujols, R OBP: 0.442, SLG: 0.689	4-1 BB 19 FC5-4			1-2 G6-3				1-2 F9	0-2 P3	3	0	0	0	1	0	1				
47 Ryan Ludwick, R OBP: 0.299, SLG: 0.437	0-0 F9			2-3 K				0-0 G6-3	0-0 1B	4	0	1	0	0	1	2				
19 Nick Swisher, R OBP: 0.246, SLG: 0.365	2-2 FC5-4			0-0 F8				1-0 G5-3	0-0 F9	4	0	0	0	0	0	4				
4 Yadier Molina, R OBP: 0.341, SLG: 0.368		0-0 G6-3			1-0 G5-3				0-0 28 G4-3 2B	3	0	1	0	0	0	0				
28 Colby Rasmus, L OBP: 0.317, SLG: 0.454		0-0 F7			1-2 G4-3				1-1 G4-3	3	0	0	0	0	0	1				
27 Tyler Greene, R OBP: 0.304, SLG: 0.415		0-1 B1-3			0-3 K				2-3 K	3	0	0	0	0	2	1				
55 Skip Schumaker, L OBP: 0.323, SLG: 0.381			0-1 G1-3			0-0 G6-3			0-0 G6-3	3	0	0	0	0	0	1				
<b>Inning Stats</b>	R: 0 E: 0 K: 1 S: 10	H: 0 LOB: 2 BB: 2 P: 21	R: 0 E: 0 K: 0 S: 4	H: 0 LOB: 0 BB: 0 P: 4	R: 0 E: 0 K: 1 S: 10	H: 0 LOB: 0 BB: 0 P: 12	R: 0 E: 0 K: 1 S: 8	H: 0 LOB: 0 BB: 0 P: 11	R: 0 E: 0 K: 1 S: 8	H: 0 LOB: 0 BB: 0 P: 10	R: 0 E: 0 K: 1 S: 6	H: 0 LOB: 0 BB: 0 P: 6	R: 0 E: 0 K: 0 S: 5	H: 1 LOB: 1 BB: 0 P: 11	R: 0 E: 0 K: 0 S: 11	H: 2 LOB: 2 BB: 0 P: 11	1B: 2 2B: 1 3B: 0 HR: 0	SF: 0 SAC: 0 DP: 0 HBP: 0	WP: 0 PB: 0 SB: 0 CS: 0	PA: 32
<b>PITCHER</b> 31 Cliff Lee, L ERA: 2.88	IP: 9.0 WLS: W BF: 32	H: 3 R: 0 ER: 0 SO: 6	BB: 2 IBB: 0 HBP: 0 BLK: 0	WP: 0 HR: 0 S: 70 P: 93	ERA: 0.00 WHIP: 0.556	<b>PITCHER</b>										IP: WLS: BF: H: R: ER: SO: BB: IBB: HBP: BLK: WP: HR: S: P: ERA: WHIP				

Batter	1	2	3	4	5	6	7	8	9	AB	R	H	RBI	BB	SO	LOB	BOTTOM			
11 Jamey Carroll, R OBP: 0.407, SLG: 0.378	4-1 BB 7 HR				2-2 G6-3			3-2 F7		3	1	1	0	1	0	0	<b>St. Louis Cardinals @ Cleveland Indians</b> Progressive Field, Cleveland, OH Sun Jun 14 2009, 8:05 PM EDT Att: 23,644 - Clear - 70 F <a href="http://livebaseballscorecards.com">livebaseballscorecards.com</a>			
7 Mark DeRosa, R OBP: 0.347, SLG: 0.459	0-1 HR	2H 1B			0-2 F8			1-3 K		4	1	1	2	0	2	0				
41 Victor Martinez, S OBP: 0.413, SLG: 0.535	1-2 F7			1-2 F7		0-1 L8				3	0	0	0	0	0	0				
17 Shin-Soo Choo, L OBP: 0.400, SLG: 0.442	2-1 G3-1			2-0 P6		0-3 K				3	0	0	0	0	1	0				
2 Jhonny Peralta, R OBP: 0.336, SLG: 0.344	1-1 3B			3-2 G6-3		1-1 P4				3	0	1	0	0	0	0				
25 Ryan Garko, R OBP: 0.355, SLG: 0.418	1-1 G5-3			0-1 G6-3				0-1 G6-3		3	0	0	0	0	0	1				
12 Ben Francisco, R OBP: 0.311, SLG: 0.392		0-1 G5-3			1-0 G5-3			1-0 G5-3		3	0	0	0	0	0	0				
1 Luis Valbuena, L OBP: 0.256, SLG: 0.321		2-1 G4-3			3-2 G6-3			2-3 K2-3		3	0	0	0	0	1	0				
10 Kelly Shoppach, R OBP: 0.338, SLG: 0.398		0-0 11 1B			1-2 HR			0-3 K		3	1	2	1	0	1	0				
<b>Inning Stats</b>	R: 2 E: 0 K: 0 S: 12	H: 2 LOB: 1 BB: 1 P: 21	R: 0 E: 0 K: 0 S: 7	H: 2 LOB: 2 BB: 0 P: 9	R: 0 E: 0 K: 0 S: 7	H: 0 LOB: 0 BB: 0 P: 10	R: 0 E: 0 K: 0 S: 6	H: 0 LOB: 0 BB: 0 P: 10	R: 1 E: 0 K: 1 S: 14	H: 1 LOB: 0 BB: 0 P: 22	R: 0 E: 0 K: 1 S: 7	H: 0 LOB: 0 BB: 0 P: 8	R: 0 E: 0 K: 1 S: 6	H: 0 LOB: 0 BB: 0 P: 9	R: 0 E: 0 K: 2 S: 11	H: 0 LOB: 0 BB: 0 P: 15		1B: 1 2B: 1 3B: 1 HR: 2	SF: 0 SAC: 0 DP: 0 HBP: 0	WP: 0 PB: 0 SB: 0 CS: 0
<b>PITCHER</b> 29 Chris Carpenter, R ERA: 1.59	IP: 7.0 WLS: L BF: 26	H: 5 R: 3 ER: 3 SO: 3	BB: 1 IBB: 0 HBP: 0 BLK: 0	WP: 0 HR: 0 S: 59 P: 89	ERA: 3.86 WHIP: 0.857	<b>PITCHER</b>										IP: WLS: BF: H: R: ER: SO: BB: IBB: HBP: BLK: WP: HR: S: P: ERA: WHIP				
34 Chris Perez, R ERA: 3.32	IP: 1.0 WLS: L BF: 3	H: 0 R: 0 ER: 0 SO: 2	BB: 0 IBB: 0 HBP: 0 BLK: 0	WP: 0 HR: 0 S: 11 P: 15	ERA: 0.00 WHIP: 0.000	<b>PITCHER</b>										IP: WLS: BF: H: R: ER: SO: BB: IBB: HBP: BLK: WP: HR: S: P: ERA: WHIP				







Batter	1	2	3	4	5	6	7	8	9	AB	R	H	RBI	BB	SO	LOB	TOP					
14 Casey McGehee, R (1,4) OBP: 0.407, SLG: 0.473 30 Craig Counsell, L (7,4) OBP: 0.355, SLG: 0.384										4	0	0	1	0	0	3	Milwaukee Brewers @ Cleveland Indians Progressive Field, Cleveland, OH Tue Jun 16 2009, 7:05 PM EDT Att: 22,986 - Cloudy - 70 F					
2 Bill Hall, R (1,5) OBP: 0.268, SLG: 0.331										4	0	0	1	0	2	2						
8 Ryan Braun, R (1,7) OBP: 0.415, SLG: 0.572										4	1	1	0	1	0	0						
28 Prince Fielder, L (1,3) OBP: 0.425, SLG: 0.592											4	1	2	1	1	1	2					
1 Corey Hart, R (1,9) OBP: 0.317, SLG: 0.432											5	1	1	0	0	1	3					
25 Mike Cameron, R (1,8) OBP: 0.382, SLG: 0.488											5	1	2	1	0	1	2					
24 Mat Gamel, L (1,10)											4	2	1	0	1	2	3					
7 J.J. Hardy, R (1,6) OBP: 0.292, SLG: 0.325											4	1	2	2	0	0	1					
18 Jason Kendall, R (1,2) OBP: 0.329, SLG: 0.279											3	0	2	1	1	0	1					
<b>Inning Stats</b>	R: 0 E: 0 K: 1 S: 9	H: 0 LOB: 0 BB: 0 P: 14	R: 0 E: 0 K: 1 S: 9	H: 0 LOB: 0 BB: 0 P: 12	R: 0 E: 0 K: 0 S: 8	H: 1 LOB: 1 BB: 0 P: 14	R: 1 E: 0 K: 0 S: 15	H: 2 LOB: 1 BB: 0 P: 25	R: 2 E: 0 K: 2 S: 20	H: 2 LOB: 2 BB: 2 P: 34	R: 1 E: 0 K: 2 S: 15	H: 2 LOB: 1 BB: 0 P: 17	R: 0 E: 0 K: 0 S: 7	H: 0 LOB: 0 BB: 0 P: 10	R: 3 E: 0 K: 1 S: 17	H: 3 LOB: 2 BB: 2 P: 31	R: 0 E: 0 K: 2 S: 13	H: 2 LOB: 2 BB: 0 P: 18	1B: 9 2B: 2 3B: 1 HR: 0	SF: 1 SAC: 0 DP: 0 HBP: 0	WP: 0 PB: 0 CS: 0	PA: 43
<b>PITCHER</b>	IP WLS BF H R ER SO BB IBB HBP BLK WP HR S P ERA WHIP																					
45 Jeremy Sowers, L (1,1) ERA: 5.14	5.0 L 22 5 3 3 2 2 0 0 0 0 0 0 61 99 5.40 1.400																					
50 Jensen Lewis, R (6,1) ERA: 5.96	2.2 14 4 4 4 2 1 1 0 0 0 0 33 51 13.50 1.875																					
53 Rafael Perez, L (8,1) ERA: 11.09	1.1 7 3 0 0 3 0 0 0 0 0 0 19 25 0.00 2.250																					

Batter	1	2	3	4	5	6	7	8	9	AB	R	H	RBI	BB	SO	LOB	BOTTOM					
1 Luis Valbuena, L (1,6) OBP: 0.270, SLG: 0.337										5	0	2	0	0	2	1	Milwaukee Brewers @ Cleveland Indians Progressive Field, Cleveland, OH Tue Jun 16 2009, 7:05 PM EDT Att: 22,986 - Cloudy - 70 F					
7 Mark DeRosa, R (1,5) OBP: 0.349, SLG: 0.478										4	1	1	2	1	0	1						
41 Victor Martinez, S (1,2) OBP: 0.419, SLG: 0.545										4	1	1	0	1	1	3						
17 Shin-Soo Choo, L (1,9) OBP: 0.411, SLG: 0.466											4	1	3	0	1	0	0					
25 Ryan Garko, R (1,3) OBP: 0.357, SLG: 0.414											4	0	1	0	1	1	4					
48 Travis Hafner, L (1,10) OBP: 0.383, SLG: 0.587											3	1	1	3	2	0	3					
8 Chris Gimenez, R (1,7) ERA: 2.93											2	0	0	0	1	2	5					
11 Jamey Carroll, R (7,PH) OBP: 0.398, SLG: 0.363											2	0	0	0	0	2	2					
12 Ben Francisco, R (1,8) OBP: 0.298, SLG: 0.374										5	0	0	0	0	1	7						
29 Josh Barfield, R (1,4) OBP: 0.412, SLG: 0.471											4	1	1	0	0	2	0					
<b>Inning Stats</b>	R: 2 E: 0 K: 2 S: 20	H: 1 LOB: 2 BB: 3 P: 37	R: 0 E: 0 K: 3 S: 16	H: 1 LOB: 1 BB: 1 P: 24	R: 0 E: 0 K: 0 S: 13	H: 1 LOB: 2 BB: 1 P: 22	R: 0 E: 0 K: 2 S: 8	H: 0 LOB: 0 BB: 0 P: 10	R: 0 E: 0 K: 1 S: 15	H: 2 LOB: 3 BB: 1 P: 23	R: 1 E: 0 K: 0 S: 6	H: 1 LOB: 0 BB: 0 P: 6	R: 0 E: 0 K: 2 S: 10	H: 1 LOB: 2 BB: 1 P: 21	R: 0 E: 0 K: 0 S: 11	H: 1 LOB: 1 BB: 0 P: 14	R: 2 E: 0 K: 1 S: 11	H: 2 LOB: 0 BB: 0 P: 15	1B: 4 2B: 4 3B: 0 HR: 2	SF: 0 SAC: 0 DP: 0 HBP: 0	WP: 1 PB: 0 CS: 0	PA: 44
<b>PITCHER</b>	IP WLS BF H R ER SO BB IBB HBP BLK WP HR S P ERA WHIP																					
49 Yovani Gallardo, R (1,1) ERA: 2.93	5.0 W 26 5 2 2 2 0 1 0 0 0 0 16 27 3.60 2.000																					
60 Todd Coffey, R (6,1) ERA: 2.6	2.0 H 9 2 1 1 2 0 1 0 0 0 0 16 27 4.50 1.000																					
12 Carlos Villanueva, R (8,1) ERA: 4.78	2.0 9 3 2 2 1 0 0 0 0 0 1 22 29 9.00 1.500																					



Batter	1	2	3	4	5	6	7	8	9	10	11	AB	R	H	RBI	BB	SO	LOB	TOP			
16 Jason Kendall, R OBP: 0.324, SLG: 0.276	G6-3		G6-3		F8		F7	30 2B		F9		6	0	1	0	0	0	0				
30 Craig Counsell, L OBP: 0.369, SLG: 0.404	G5-3		L6		G6-3		FC4-6	BB		G3		5	1	2	1	1	0	0				
8 Ryan Braun, R OBP: 0.416, SLG: 0.575	G5-3		1B		1B		FC4-6	2B		L9		4	2	2	1	0	0	1				
22 Jody Gerut, L OBP: 0.243, SLG: 0.336			2B		1B		2B					2	0	0	0	0	0	2				
28 Prince Fielder, L OBP: 0.430, SLG: 0.595	BB		1B		HBP		2B			F8		4	2	2	1	1	0	1				
1 Corey Hart, R OBP: 0.325, SLG: 0.452	F9		1B				2B					5	1	3	3	1	0	1				
25 Mike Cameron, R OBP: 0.359, SLG: 0.477	K		F9				2B			HR		5	0	0	0	1	3	3				
7 J.J. Hardy, R OBP: 0.301, SLG: 0.344	HR				F8							3	2	2	2	2	0	0				
24 Mat Gamel, L OBP: 0.288, SLG: 0.356	G4-3		F8		G1-3		F7			G4-3		5	0	0	0	1	0	3				
2 Bill Hall, R OBP: 0.265, SLG: 0.343	G6-3		P6				P3			P6		6	1	1	1	0	0	4				
<b>Inning Stats</b>	R: 1 E: 0 K: 0 S: 11	H: 1 LOB: 1 BB: 1 P: 17	R: 1 E: 0 K: 1 S: 10	H: 1 LOB: 0 BB: 0 P: 17	R: 1 E: 0 K: 0 S: 19	H: 2 LOB: 2 BB: 0 P: 31	R: 0 E: 0 K: 0 S: 10	H: 0 LOB: 0 BB: 0 P: 15	R: 0 E: 0 K: 0 S: 4	H: 0 LOB: 1 BB: 1 P: 8	R: 3 E: 0 K: 1 S: 14	H: 3 LOB: 2 BB: 0 P: 22	R: 1 E: 0 K: 0 S: 15	H: 1 LOB: 1 BB: 1 P: 16	R: 0 E: 0 K: 0 S: 9	H: 0 LOB: 0 BB: 0 P: 13	R: 1 E: 0 K: 0 S: 14	H: 1 LOB: 3 BB: 3 P: 31	1B: 5 2B: 4 3B: 1 HR: 3	SF: 1 SAC: 0 DP: 0 HBP: 1	WP: 1 PB: 0 SB: 0 CS: 0	PA: 54
<b>PITCHER</b>	28 David Huff, L ERA: 7.09	IP: 5.0 WLS: 0 BF: 22	H: 5 R: 3 ER: 3 SO: 1	BB: 1 IBB: 0 HBP: 0 BLK: 0	WP: 0 HR: 1 S: 59 P: 99	ERA: 5.40 WHIP: 1.200	36 Greg Amano, R ERA: 4.5	IP: 1.0 WLS: 0 BF: 7	H: 1 R: 1 ER: 1 SO: 0	BB: 2 IBB: 1 HBP: 0 BLK: 0	WP: 1 HR: 0 S: 14 P: 31	ERA: 9.00 WHIP: 3.000										

Milwaukee Brewers @ Cleveland Indians  
Progressive Field, Cleveland, OH  
Wed Jun 17 2009, 7:05 PM EDT  
Att: 15,269 - Cloudy - 72 F

AB 45  
R 9  
H 13  
RBI 9  
BB 7  
SO 3  
LOB 15



Batter	1	2	3	4	5	6	7	8	9	10	11	AB	R	H	RBI	BB	SO	LOB	BOTTOM											
11 Jamey Carroll, R OBP: 0.388, SLG: 0.345	G5-3		G6-3		SH3-4		L4				G6-3	4	1	0	0	1	0	0												
7 Mark DeRosa, R OBP: 0.349, SLG: 0.479	G5-3		K		FC6-5-4		K				1B	6	1	2	0	0	2	1												
41 Victor Martinez, S OBP: 0.424, SLG: 0.550	1B		G4-3		G4-3						FC1	5	2	3	1	1	0	2												
29 Josh Barfield, R OBP: 0.412, SLG: 0.471			2B		2B						1B	0	0	0	0	0	0	0												
17 Shin-Soo Choo, L OBP: 0.409, SLG: 0.464	G4-3		2B		K						K	5	3	1	1	1	2	4												
25 Ryan Garko, R OBP: 0.358, SLG: 0.427	F8		2B		G1-3						K	5	1	2	4	0	0	1												
12 Ben Francisco, R OBP: 0.297, SLG: 0.372			2B		G5-3						K	1	0	0	0	0	1	2												
2 Johnny Peralta, R OBP: 0.331, SLG: 0.338	G6-3		G5-3		1B						K	5	0	2	0	0	0	1												
1 Luis Valbuena, L OBP: 0.286, SLG: 0.344	L7		1B		1B						G4-3	4	0	2	2	1	0	0												
10 Kelly Shoppach, R OBP: 0.336, SLG: 0.376			BB		F9						G6-3	4	0	0	0	1	0	5												
26 Trevor Crowe, S OBP: 0.261, SLG: 0.226	G6-4-3		G6-4-3		G6-3						L3	5	0	1	0	0	0	1												
<b>Inning Stats</b>	R: 0 E: 0 K: 0 S: 8	H: 1 LOB: 1 BB: 0 P: 14	R: 0 E: 0 K: 0 S: 8	H: 0 LOB: 0 BB: 0 P: 11	R: 0 E: 0 K: 0 S: 7	H: 0 LOB: 0 BB: 1 P: 12	R: 3 E: 0 K: 1 S: 15	H: 4 LOB: 1 BB: 0 P: 24	R: 0 E: 0 K: 0 S: 11	H: 1 LOB: 2 BB: 1 P: 16	R: 0 E: 0 K: 1 S: 13	H: 0 LOB: 0 BB: 0 P: 12	R: 1 E: 0 K: 0 S: 12	H: 2 LOB: 2 BB: 1 P: 23	R: 4 E: 0 K: 0 S: 15	H: 3 LOB: 2 BB: 2 P: 25	R: 0 E: 0 K: 0 S: 7	H: 0 LOB: 0 BB: 0 P: 8	R: 0 E: 1 K: 2 S: 18	H: 1 LOB: 2 BB: 0 P: 28	1B: 8 2B: 5 3B: 0 HR: 0	SF: 0 SAC: 1 DP: 1 HBP: 0	WP: 0 PB: 0 SB: 0 CS: 0	PA: 50						
<b>PITCHER</b>	37 Jeff Suppan, R ERA: 4.46	IP: 6.0 WLS: 2 BF: 26	H: 7 R: 3 ER: 3 SO: 2	BB: 2 IBB: 0 HBP: 0 BLK: 0	WP: 0 HR: 0 S: 62 P: 101	ERA: 4.50 WHIP: 1.500	73 Seth McClung, R ERA: 3.0	IP: 2.1 WLS: 1 BF: 12	H: 3 R: 3 ER: 3 SO: 1	BB: 2 IBB: 0 HBP: 0 BLK: 0	WP: 0 HR: 0 S: 27 P: 48	ERA: 11.57 WHIP: 2.143	51 Trevor Hoffman, R ERA: 1.33	IP: 0.2 WLS: 0 BF: 4	H: 2 R: 2 ER: 2 SO: 0	BB: 1 IBB: 0 HBP: 0 BLK: 0	WP: 0 HR: 0 S: 8 P: 12	ERA: 0.00 WHIP: 0.750	45 Mark DiFelice, R ERA: 1.33	IP: 1.1 WLS: 0 BF: 5	H: 1 R: 0 ER: 0 SO: 0	BB: 0 IBB: 0 HBP: 0 BLK: 0	WP: 0 HR: 0 S: 13 P: 20	ERA: 0.00 WHIP: 0.000	57 Mitch Stetter, L ERA: 2.82	IP: 1.1 WLS: 0 BF: 3	H: 0 R: 0 ER: 0 SO: 2	BB: 0 IBB: 0 HBP: 0 BLK: 0	WP: 0 HR: 0 S: 0 P: 0	ERA: 0.00 WHIP: 0.000

Milwaukee Brewers @ Cleveland Indians  
Progressive Field, Cleveland, OH  
Wed Jun 17 2009, 7:05 PM EDT  
Att: 15,269 - Cloudy - 72 F

AB 44  
R 8  
H 13  
RBI 8  
BB 5  
SO 5  
LOB 17









Batter	1	2	3	4	5	6	7	8	9	10	11	12	13	AB	R	H	RBI	BB	SO	LOB	TOP					
11 Jamey Carroll, R OBP: 0.376, SLG: 0.340			F7		F8		K		G4-3		K			6	1	2	0	0	2	3						
2 Jhonyh Peralta, R OBP: 0.332, SLG: 0.253			L5						K		K			5	1	2	3	1	2	1						
41 Victor Martinez, S OBP: 0.412, SLG: 0.543			G6-3											6	0	0	0	0	1	5						
17 Shin-Soo Choo, L OBP: 0.414, SLG: 0.462														3	0	1	0	3	2	1						
25 Ryan Garko, R OBP: 0.350, SLG: 0.416														3	0	0	0	0	2	2						
26 Trevor Crowe, S OBP: 0.254, SLG: 0.210														2	0	0	0	0	0	3						
12 Ben Francisco, R OBP: 0.304, SLG: 0.372														5	0	1	0	1	0	1						
8 Chris Gimenez, R OBP: 0.299, SLG: 0.299														2	1	0	0	1	1	1						
7 Mark DeRosa, R OBP: 0.344, SLG: 0.344														1	0	0	0	0	1	2						
40 Matt Herges, L OBP: 0.244, SLG: 0.244														0	0	0	0	0	0	0						
29 Jose Santiago, R OBP: 0.244, SLG: 0.244														0	0	0	0	0	0	0						
38 Joe Smith, R OBP: 0.244, SLG: 0.244														0	0	0	0	0	0	0						
53 Rafael Perez, L OBP: 0.244, SLG: 0.244														0	0	0	0	0	1	0						
34 Kerry Wood, R														0	0	0	0	0	0	0						
1 Luis Valbuena, L OBP: 0.302, SLG: 0.437														5	2	3	2	1	0	1						
16 Tomo Ohka, S														2	0	0	0	0	1	1						
48 Travis Hafner, L OBP: 0.294, SLG: 0.294														1	0	1	0	0	0	0						
50 Jensen Lewis, R														0	0	0	0	0	0	0						
10 Kelly Shoppach, R OBP: 0.325, SLG: 0.350														3	0	0	0	0	1	3						
<b>Inning Stats</b>	R: 1 E: 0 K: 1 S: 17	H: 2 LOB: 1 BB: 0 P: 20	R: 0 E: 0 K: 1 S: 10	H: 1 LOB: 1 BB: 0 P: 14	R: 0 E: 0 K: 0 S: 12	H: 0 LOB: 0 BB: 0 P: 9	R: 0 E: 0 K: 1 S: 12	H: 1 LOB: 0 BB: 0 P: 19	R: 1 E: 0 K: 2 S: 11	H: 1 LOB: 0 BB: 0 P: 14	R: 1 E: 0 K: 2 S: 22	H: 2 LOB: 3 BB: 2 P: 40	R: 0 E: 0 K: 2 S: 13	H: 0 LOB: 3 BB: 3 P: 28	R: 0 E: 0 K: 1 S: 14	H: 1 LOB: 2 BB: 1 P: 24	R: 0 E: 0 K: 0 S: 10	H: 0 LOB: 0 BB: 0 P: 14	R: 0 E: 0 K: 2 S: 11	H: 0 LOB: 0 BB: 1 P: 16	R: 1 E: 0 K: 1 S: 9	H: 1 LOB: 0 BB: 0 P: 13	1B: 4 2B: 3 3B: 0 HR: 3	SF: 0 SAC: 1 DP: 2 HBP: 0	WP: 0 PB: 0 SB: 0 CS: 0	PA: 54
<b>PITCHER</b>	IP: 6.0 ERA: 3.04	WLS: 23 BF: 6	H: 6 R: 3 ER: 3 SO: 6	R: 0 E: 0 K: 1 S: 10	H: 1 LOB: 1 BB: 0 P: 14	R: 0 E: 0 K: 0 S: 9	R: 0 E: 0 K: 1 S: 12	H: 1 LOB: 0 BB: 0 P: 19	R: 1 E: 0 K: 2 S: 11	H: 1 LOB: 0 BB: 0 P: 14	R: 1 E: 0 K: 2 S: 22	H: 2 LOB: 3 BB: 2 P: 40	R: 0 E: 0 K: 2 S: 13	H: 0 LOB: 3 BB: 3 P: 28	R: 0 E: 0 K: 1 S: 14	H: 1 LOB: 2 BB: 1 P: 24	R: 0 E: 0 K: 0 S: 10	H: 0 LOB: 0 BB: 0 P: 14	R: 0 E: 0 K: 2 S: 11	H: 0 LOB: 0 BB: 1 P: 16	R: 1 E: 0 K: 1 S: 9	H: 1 LOB: 0 BB: 0 P: 13	1B: 4 2B: 3 3B: 0 HR: 3	SF: 0 SAC: 1 DP: 2 HBP: 0	WP: 0 PB: 0 SB: 0 CS: 0	
30 Ted Lilly, L ERA: 3.04	IP: 6.0 WLS: 23 BF: 6	H: 6 R: 3 ER: 3 SO: 6	R: 0 E: 0 K: 1 S: 10	H: 1 LOB: 1 BB: 0 P: 14	R: 0 E: 0 K: 0 S: 9	R: 0 E: 0 K: 1 S: 12	H: 1 LOB: 0 BB: 0 P: 19	R: 1 E: 0 K: 2 S: 11	H: 1 LOB: 0 BB: 0 P: 14	R: 1 E: 0 K: 2 S: 22	H: 2 LOB: 3 BB: 2 P: 40	R: 0 E: 0 K: 2 S: 13	H: 0 LOB: 3 BB: 3 P: 28	R: 0 E: 0 K: 1 S: 14	H: 1 LOB: 2 BB: 1 P: 24	R: 0 E: 0 K: 0 S: 10	H: 0 LOB: 0 BB: 0 P: 14	R: 0 E: 0 K: 2 S: 11	H: 0 LOB: 0 BB: 1 P: 16	R: 1 E: 0 K: 1 S: 9	H: 1 LOB: 0 BB: 0 P: 13	1B: 4 2B: 3 3B: 0 HR: 3	SF: 0 SAC: 1 DP: 2 HBP: 0	WP: 0 PB: 0 SB: 0 CS: 0		
58 Jose Asencio, R ERA: 3.07	IP: 7.1 WLS: 3 BF: 1	H: 1 R: 1 ER: 1 SO: 1	R: 0 E: 0 K: 1 S: 10	H: 1 LOB: 1 BB: 0 P: 14	R: 0 E: 0 K: 0 S: 9	R: 0 E: 0 K: 1 S: 12	H: 1 LOB: 0 BB: 0 P: 19	R: 1 E: 0 K: 2 S: 11	H: 1 LOB: 0 BB: 0 P: 14	R: 1 E: 0 K: 2 S: 22	H: 2 LOB: 3 BB: 2 P: 40	R: 0 E: 0 K: 2 S: 13	H: 0 LOB: 3 BB: 3 P: 28	R: 0 E: 0 K: 1 S: 14	H: 1 LOB: 2 BB: 1 P: 24	R: 0 E: 0 K: 0 S: 10	H: 0 LOB: 0 BB: 0 P: 14	R: 0 E: 0 K: 2 S: 11	H: 0 LOB: 0 BB: 1 P: 16	R: 1 E: 0 K: 1 S: 9	H: 1 LOB: 0 BB: 0 P: 13	1B: 4 2B: 3 3B: 0 HR: 3	SF: 0 SAC: 1 DP: 2 HBP: 0	WP: 0 PB: 0 SB: 0 CS: 0		
45 Sean Marshall, L ERA: 4.53	IP: 7.1 WLS: 3 BF: 1	H: 1 R: 1 ER: 1 SO: 1	R: 0 E: 0 K: 1 S: 10	H: 1 LOB: 1 BB: 0 P: 14	R: 0 E: 0 K: 0 S: 9	R: 0 E: 0 K: 1 S: 12	H: 1 LOB: 0 BB: 0 P: 19	R: 1 E: 0 K: 2 S: 11	H: 1 LOB: 0 BB: 0 P: 14	R: 1 E: 0 K: 2 S: 22	H: 2 LOB: 3 BB: 2 P: 40	R: 0 E: 0 K: 2 S: 13	H: 0 LOB: 3 BB: 3 P: 28	R: 0 E: 0 K: 1 S: 14	H: 1 LOB: 2 BB: 1 P: 24	R: 0 E: 0 K: 0 S: 10	H: 0 LOB: 0 BB: 0 P: 14	R: 0 E: 0 K: 2 S: 11	H: 0 LOB: 0 BB: 1 P: 16	R: 1 E: 0 K: 1 S: 9	H: 1 LOB: 0 BB: 0 P: 13	1B: 4 2B: 3 3B: 0 HR: 3	SF: 0 SAC: 1 DP: 2 HBP: 0	WP: 0 PB: 0 SB: 0 CS: 0		
49 Carlos Marmol, R ERA: 3.58	IP: 7.1 WLS: 3 BF: 1	H: 1 R: 1 ER: 1 SO: 1	R: 0 E: 0 K: 1 S: 10	H: 1 LOB: 1 BB: 0 P: 14	R: 0 E: 0 K: 0 S: 9	R: 0 E: 0 K: 1 S: 12	H: 1 LOB: 0 BB: 0 P: 19	R: 1 E: 0 K: 2 S: 11	H: 1 LOB: 0 BB: 0 P: 14	R: 1 E: 0 K: 2 S: 22	H: 2 LOB: 3 BB: 2 P: 40	R: 0 E: 0 K: 2 S: 13	H: 0 LOB: 3 BB: 3 P: 28	R: 0 E: 0 K: 1 S: 14	H: 1 LOB: 2 BB: 1 P: 24	R: 0 E: 0 K: 0 S: 10	H: 0 LOB: 0 BB: 0 P: 14	R: 0 E: 0 K: 2 S: 11	H: 0 LOB: 0 BB: 1 P: 16	R: 1 E: 0 K: 1 S: 9	H: 1 LOB: 0 BB: 0 P: 13	1B: 4 2B: 3 3B: 0 HR: 3	SF: 0 SAC: 1 DP: 2 HBP: 0	WP: 0 PB: 0 SB: 0 CS: 0		
47 Aaron Heilman, R ERA: 4.06	IP: 8.1 WLS: 11 BF: 1	H: 0 R: 0 ER: 0 SO: 3	R: 0 E: 0 K: 1 S: 10	H: 1 LOB: 1 BB: 0 P: 14	R: 0 E: 0 K: 0 S: 9	R: 0 E: 0 K: 1 S: 12	H: 1 LOB: 0 BB: 0 P: 19	R: 1 E: 0 K: 2 S: 11	H: 1 LOB: 0 BB: 0 P: 14	R: 1 E: 0 K: 2 S: 22	H: 2 LOB: 3 BB: 2 P: 40	R: 0 E: 0 K: 2 S: 13	H: 0 LOB: 3 BB: 3 P: 28	R: 0 E: 0 K: 1 S: 14	H: 1 LOB: 2 BB: 1 P: 24	R: 0 E: 0 K: 0 S: 10	H: 0 LOB: 0 BB: 0 P: 14	R: 0 E: 0 K: 2 S: 11	H: 0 LOB: 0 BB: 1 P: 16	R: 1 E: 0 K: 1 S: 9	H: 1 LOB: 0 BB: 0 P: 13	1B: 4 2B: 3 3B: 0 HR: 3	SF: 0 SAC: 1 DP: 2 HBP: 0	WP: 0 PB: 0 SB: 0 CS: 0		

Cleveland Indians @ Chicago Cubs  
Wrigley Field, Chicago, IL  
Sat Jun 20 2009, 12:05 PM CDT  
Att. 41,007 - Partly Cloudy - 81 F

AB 46  
R 5  
H 10  
RBI 5  
BB 7  
SO 14  
LOB 24



Batter	1	2	3	4	5	6	7	8	9	10	11	12	13	AB	R	H	RBI	BB	SO	LOB	BOTTOM					
12 Alfonso Soriano, R OBP: 0.260, SLG: 0.424			F8		G5-3		F9		G5-3		K			5	0	0	0	0	0	0						
37 Angel Guzman, R OBP: 0.235, SLG: 0.424														6	1	2	0	0	0	0						
38 Carlos Zambrano, R OBP: 0.235, SLG: 0.424														5	0	1	0	1	1	2						
63 Kevin Gregg, R														5	1	2	2	1	1	1						
5 Jake Fox, R OBP: 0.333, SLG: 0.389														5	1	2	2	1	1	1						
2 Ryan Theriot, R OBP: 0.336, SLG: 0.416														6	1	2	0	0	0	0						
21 Milton Bradley, S OBP: 0.344, SLG: 0.380														5	0	1	0	1	1	2						
25 Derrek Lee, R OBP: 0.365, SLG: 0.502														5	1	2	2	1	1	1						
17 Mike Fontenot, L OBP: 0.316, SLG: 0.382														4	0	0	0	2	2	0						
47 Aaron Heilman, R														1	0	0	0	1	1	0						
9 Reed Johnson, R OBP: 0.330, SLG: 0.446														0	0	0	0	0	0	0						
54 David Patton, R														0	0	0	0	0	0	0						
1 Kosuke Fukudome, L OBP: 0.399, SLG: 0.435														5	2	4	0	1	0	1						
55 Koyie Hill, S OBP: 0.329, SLG: 0.349														5	0	0	0	0	3	7						
13 Andrés Blanco, S OBP: 0.280, SLG: 0.283														5	1	1	1	1	0	5						
30 Ted Lilly, L ERA: 3.04	IP: 6.0 WLS: 28 BF: 7	H: 4 R: 4 ER: 4 SO: 4	R: 0 E: 0 K: 2 S: 9	H: 0 LOB: 1 BB: 1 P: 15	R: 0 E: 0 K: 0 S: 7	H: 1 LOB: 1 BB: 0 P: 12	R: 0 E: 0 K: 2 S: 12	H: 2 LOB: 2 BB: 0 P: 19	R: 2 E: 0 K: 1 S: 13	H: 2 LOB: 0 BB: 0 P: 18	R: 2 E: 0 K: 2 S: 22	H: 2 LOB: 3 BB: 2 P: 40	R: 0 E: 0 K: 2 S: 13	H: 1 LOB: 1 BB: 0 P: 11	R: 0 E: 0 K: 0 S: 10	H: 0 LOB: 2 BB: 1 P: 23	R: 0 E: 0 K: 1 S: 10	H: 0 LOB: 0 BB: 0 P: 15	R: 0 E: 0 K: 2 S: 8	H: 0 LOB: 0 BB: 0 P: 12	R: 2 E: 1 K: 1 S: 8	H: 3 LOB: 1 BB: 0 P: 18	1B: 9 2B: 1 3B: 0 HR: 2	SF: 0 SAC: 1 DP: 0 HBP: 0	WP: 1 PB: 0 SB: 1 CS: 0	PA: 55
16 Tomo Ohka, R ERA: 4.7	IP: 6.0 WLS: 28 BF: 7	H: 4 R: 4 ER: 4 SO: 4	R: 0 E: 0 K: 2 S: 9	H: 0 LOB: 1 BB: 1 P: 15	R: 0 E: 0 K: 0 S: 7	H: 1 LOB: 1 BB: 0 P: 12	R: 0 E: 0 K: 2 S: 12	H: 2 LOB: 2 BB: 0 P: 1																		



Batter	1	2	3	4	5	6	7	8	9	AB	R	H	RBI	BB	SO	LOB	TOP				
11 Jamey Carroll, R OBP: 0.389, SLG: 0.371										3	1	2	0	0	0	2					
7 Mark DeRosa, R OBP: 0.347, SLG: 0.470										3	0	0	1	0	3	3					
41 Victor Martinez, S OBP: 0.407, SLG: 0.535										4	0	0	0	0	0	0					
17 Shin-Soo Choo, L OBP: 0.408, SLG: 0.454										4	0	0	0	0	0	0					
2 Jhonny Peralta, R OBP: 0.331, SLG: 0.349										3	0	0	0	1	1	0					
1 Luis Valbuena, L OBP: 0.308, SLG: 0.439										4	1	2	0	0	1	1					
8 Chris Gimenez, R OBP: 0.333, SLG: 0.550										3	0	1	0	1	0	1	AB 32				
12 Ben Francisco, R OBP: 0.303, SLG: 0.370										4	0	1	0	0	1	3	R 2				
45 Jeremy Sowers, L OBP: 0.303, SLG: 0.370										2	0	0	0	0	0	1	H 7				
20 Mike Gosling, L OBP: 0.303, SLG: 0.370										0	0	0	0	0	0	0	RBI 2				
48 Travis Hafner, L OBP: 0.400, SLG: 0.596										1	0	1	1	0	0	0	BB 2				
50 Jensen Lewis, R OBP: 0.250, SLG: 0.215										1	0	0	0	0	0	2	SO 6				
26 Trevor Crowe, S OBP: 0.250, SLG: 0.215										1	0	0	0	0	0	2	LOB 13				
<b>Inning Stats</b>	R: 0 E: 0 K: 1 S: 8	H: 1 LOB: 0 BB: 0 P: 13	R: 0 E: 0 K: 1 S: 8	H: 0 LOB: 0 BB: 0 P: 11	R: 0 E: 0 K: 1 S: 11	H: 1 LOB: 2 BB: 0 P: 19	R: 0 E: 0 K: 0 S: 9	H: 0 LOB: 1 BB: 0 P: 16	R: 0 E: 0 K: 0 S: 7	H: 0 LOB: 0 BB: 0 P: 12	R: 1 E: 0 K: 0 S: 6	H: 1 LOB: 0 BB: 0 P: 9	R: 1 E: 0 K: 0 S: 15	H: 3 LOB: 2 BB: 0 P: 24	R: 0 E: 0 K: 1 S: 13	H: 0 LOB: 0 BB: 0 P: 16	S: 15	1B: 5 2B: 2 3B: 1 HR: 0	SF: 1 SAC: 0 DP: 1 HBP: 1	WP: 1 PB: 0 SB: 0 CS: 1	PA: 36
<b>PITCHER</b>	IP WLS BF H R ER SO BB IBB HBP BLK WP HR S P ERA WHIP																				
36 Randy Wells, R ERA: 2.57	6.2 W 26 5 2 2 3 1 0 1 0 0 0 60 98 2.70 0.900																				
45 Sean Marshall, L ERA: 4.42	1.1 5 1 0 0 1 0 0 0 0 0 0 17 22 0.00 0.750																				
58 Jose Ascanio, R ERA: 3.0	0.1 3 1 0 0 1 1 0 0 0 0 0 0 7 15 0.00 6.000																				
63 Kevin Gregg, R ERA: 3.66	0.2 S 2 0 0 0 1 0 0 0 0 1 0 8 12 0.00 0.000																				

Cleveland Indians @ Chicago Cubs  
Wrigley Field, Chicago, IL  
Sun Jun 21 2009, 1:20 PM CDT  
Att. 40,866 - Overcast - 71 F

AB 32  
R 2  
H 7  
RBI 2  
BB 2  
SO 6  
LOB 13



Batter	1	2	3	4	5	6	7	8	9	AB	R	H	RBI	BB	SO	LOB	BOTTOM			
12 Alfonso Soriano, R OBP: 0.291, SLG: 0.430										5	1	1	0	0	1	1				
2 Ryan Theriot, R OBP: 0.339, SLG: 0.421										2	1	1	0	1	0	0				
21 Milton Bradley, S OBP: 0.353, SLG: 0.398										3	1	2	0	0	0	1				
25 Derrek Lee, R OBP: 0.363, SLG: 0.498										4	1	1	1	0	1	3				
18 Geovany Soto, R OBP: 0.343, SLG: 0.355										2	1	1	2	2	0	0				
5 Jake Fox, R OBP: 0.320, SLG: 0.429										3	0	1	3	0	0	0				
17 Mike Fontenot, L OBP: 0.318, SLG: 0.382										0	0	0	0	0	0	0				
1 Kosuke Fukudome, L OBP: 0.397, SLG: 0.429										3	0	0	0	1	1	2	AB 29			
13 Andrés Blanco, S OBP: 0.296, SLG: 0.286										3	0	1	0	1	0	3	R 6			
36 Randy Wells, R OBP: 0.200, SLG: 0.200										0	0	0	0	0	0	0	H 9			
45 Sean Marshall, L OBP: 0.231, SLG: 0.231										1	0	0	0	0	0	0	RBI 6			
6 Micah Hoffpauir, L OBP: 0.306, SLG: 0.452										1	0	0	0	0	0	0	BB 5			
58 Jose Ascanio, R ERA: 3.0										0	0	0	0	0	0	0	SO 3			
63 Kevin Gregg, R ERA: 3.66										0	0	0	0	0	0	0	LOB 14			
<b>Inning Stats</b>	R: 0 E: 0 K: 1 S: 7	H: 1 LOB: 0 BB: 0 P: 9	R: 1 E: 0 K: 0 S: 4	H: 1 LOB: 0 BB: 0 P: 9	R: 0 E: 0 K: 0 S: 7	H: 0 LOB: 0 BB: 0 P: 9	R: 1 E: 0 K: 0 S: 13	H: 1 LOB: 3 BB: 3 P: 26	R: 4 E: 0 K: 1 S: 15	H: 4 LOB: 3 BB: 2 P: 34	R: 0 E: 0 K: 1 S: 9	H: 1 LOB: 1 BB: 0 P: 11	R: 0 E: 0 K: 0 S: 8	H: 0 LOB: 0 BB: 0 P: 13	R: 0 E: 0 K: 0 S: 7	H: 1 LOB: 0 BB: 0 P: 10	1B: 4 2B: 5 3B: 0 HR: 1	SF: 1 SAC: 1 DP: 2 HBP: 1	WP: 0 PB: 0 SB: 1 CS: 0	PA: 37
<b>PITCHER</b>	IP WLS BF H R ER SO BB IBB HBP BLK WP HR S P ERA WHIP																			
45 Jeremy Sowers, L ERA: 5.95	4.1 L 24 7 6 6 1 0 3 1 1 0 0 0 42 77 12.46 2.308																			
20 Mike Gosling, L ERA: 5.11	1.2 7 1 0 0 2 0 1 0 0 0 0 13 21 0.00 0.600																			
50 Jensen Lewis, R ERA: 5.11	2.0 6 1 0 0 0 0 0 0 0 0 0 15 23 0.00 0.500																			

Cleveland Indians @ Chicago Cubs  
Wrigley Field, Chicago, IL  
Sun Jun 21 2009, 1:20 PM CDT  
Att. 40,866 - Overcast - 71 F

AB 29  
R 6  
H 9  
RBI 6  
BB 5  
SO 3  
LOB 14













Batter	1	2	3	4	5	6	7	8	9	AB	R	H	RBI	BB	SO	LOB	TOP										
11 Jamey Carroll, R OBP: 0.383, SLG: 0.364	F9		G5-4-3 1B		L8		G6-3		G6-3	5	0	1	0	0	0	0	Cleveland Indians @ Pittsburgh Pirates PNC Park, Pittsburgh, PA Thu Jun 25 2009, 7:05 PM EDT Att: 30,120 - Cloudy - 86 F										
7 Mark DeRosa, R OBP: 0.343, SLG: 0.456	G6-3		G5-4-3 1-2		G6-3			12 BB 2 S BB		3	0	0	0	1	0	1											
41 Victor Martinez, S OBP: 0.408, SLG: 0.537								F7		3	2	2	1	1	0	1											
17 Shin-Soo Choo, L OBP: 0.408, SLG: 0.452										4	0	2	1	0	1	1											
2 Jhonny Peralta, R OBP: 0.331, SLG: 0.358	G5-3									3	0	0	0	1	0	3											
12 Ben Francisco, R OBP: 0.395, SLG: 0.365										2	0	0	0	2	0	0											
1 Luis Valbuena, L OBP: 0.285, SLG: 0.402										3	0	0	0	0	1	1											
25 Ryan Garko, R OBP: 0.346, SLG: 0.410	K									1	0	0	0	0	1	3											
29 Josh Barfield, R OBP: 0.400, SLG: 0.450										0	0	0	0	0	0	0											
10 Kelly Shoppach, R OBP: 0.327, SLG: 0.374										3	0	0	0	1	0	0											
31 Cliff Lee, L										3	0	0	0	0	1	1											
38 Joe Smith, R										0	0	0	0	0	0	0											
53 Rafael Perez, L										0	0	0	0	0	0	0											
48 Travis Hafner, L OBP: 0.396, SLG: 0.589										1	0	0	0	0	1	0											
40 Matt Herges, L										0	0	0	0	0	0	0											
<b>Inning Stats</b>	R: 0 E: 0 K: 0 S: 12	H: 2 LOB: 2 BB: 0 P: 16	R: 0 E: 0 K: 2 S: 12	H: 0 LOB: 1 BB: 1 P: 18	R: 1 E: 0 K: 0 S: 7	H: 2 LOB: 1 BB: 1 P: 14	R: 0 E: 0 K: 0 S: 11	H: 0 LOB: 0 BB: 0 P: 15	R: 0 E: 0 K: 0 S: 8	H: 0 LOB: 0 BB: 0 P: 10	R: 1 E: 0 K: 0 S: 8	H: 1 LOB: 1 BB: 1 P: 20	R: 0 E: 0 K: 0 S: 8	H: 0 LOB: 0 BB: 0 P: 11	R: 0 E: 0 K: 2 S: 13	H: 0 LOB: 3 BB: 3 P: 30	R: 0 E: 0 K: 1 S: 5	H: 0 LOB: 0 BB: 0 P: 9	1B: 3 2B: 1 3B: 0 HR: 1	SF: 0 SAC: 0 DP: 1 HBP: 0	WP: 0 PB: 0 SB: 2 CS: 0	PA: 37					
<b>PITCHER</b>	IP WLS BF H R ER SO BB IBB HBP BLK WP HR S P ERA WHIP	7.0 28 5 2 2 2 3 0 0 0 0 1 66 104 2.57 1.143	1.0 6 0 0 0 2 3 0 0 0 0 0 13 30 0.00 3.000	1.0 W 3 0 0 0 1 0 0 0 0 0 5 9 0.00 0.000	<b>PITCHER</b>										IP WLS BF H R ER SO BB IBB HBP BLK WP HR S P ERA WHIP												
49 Ross Ohlendorf, R ERA: 4.75											7.0	28	5	2	2	2	3	0	0	0	0	0	1	66	104	2.57	1.143
34 John Grabow, L ERA: 3.97											1.0	6	0	0	0	2	3	0	0	0	0	0	0	13	30	0.00	3.000
55 Matt Capps, R ERA: 4.74											1.0	W	3	0	0	0	1	0	0	0	0	0	0	5	9	0.00	0.000

Batter	1	2	3	4	5	6	7	8	9	AB	R	H	RBI	BB	SO	LOB	BOTTOM										
22 Andrew McCutchen, R OBP: 0.371, SLG: 0.516	L4		FC6-4 1-2							4	1	2	2	1	0	1	Cleveland Indians @ Pittsburgh Pirates PNC Park, Pittsburgh, PA Thu Jun 25 2009, 7:05 PM EDT Att: 30,120 - Cloudy - 86 F										
3 Nyjer Morgan, L OBP: 0.345, SLG: 0.336	E6 12 FC6-4									4	0	0	0	0	0	5											
12 Freddy Sanchez, R OBP: 0.352, SLG: 0.480	FC6-4 1-2									3	0	0	1	0	1	1											
25 Adam LaRoche, L OBP: 0.361, SLG: 0.492	G4-3									3	0	0	0	1	1	1											
15 Andy LaRoche, R OBP: 0.346, SLG: 0.377										2	1	0	0	2	0	0											
44 Brandon Moss, L OBP: 0.322, SLG: 0.389										3	0	1	0	1	1	0											
35 Jason Jaramillo, S OBP: 0.352, SLG: 0.409										3	0	0	0	0	1	3											
2 Jack Wilson, R OBP: 0.312, SLG: 0.411										3	1	3	0	1	0	0											
49 Ross Ohlendorf, R OBP: 0.065, SLG: 0.033										2	0	0	0	0	2	2											
24 Delwyn Young, S OBP: 0.409, SLG: 0.402										1	0	0	0	0	0	3											
34 John Grabow, L										0	0	0	0	0	0	0											
55 Matt Capps, R										0	0	0	0	0	0	0											
16 Eric Hinske, L OBP: 0.387, SLG: 0.390										1	0	1	0	0	0	0											
<b>Inning Stats</b>	R: 0 E: 1 K: 0 S: 9	H: 0 LOB: 1 BB: 0 P: 15	R: 0 E: 0 K: 1 S: 10	H: 0 LOB: 0 BB: 0 P: 13	R: 0 E: 0 K: 1 S: 12	H: 1 LOB: 1 BB: 0 P: 18	R: 0 E: 0 K: 0 S: 7	H: 0 LOB: 0 BB: 0 P: 12	R: 0 E: 0 K: 2 S: 11	H: 1 LOB: 1 BB: 0 P: 13	R: 1 E: 0 K: 1 S: 11	H: 1 LOB: 0 BB: 3 P: 13	R: 1 E: 0 K: 0 S: 16	H: 1 LOB: 3 BB: 3 P: 31	R: 0 E: 0 K: 1 S: 10	H: 0 LOB: 2 BB: 3 P: 23	R: 1 E: 0 K: 0 S: 7	H: 3 LOB: 2 BB: 0 P: 9	1B: 6 2B: 1 3B: 0 HR: 0	SF: 1 SAC: 1 DP: 1 HBP: 0	WP: 0 PB: 0 SB: 1 CS: 0	PA: 37					
<b>PITCHER</b>	IP WLS BF H R ER SO BB IBB HBP BLK WP HR S P ERA WHIP	7.0 29 4 2 2 2 2 1 0 0 0 0 9 76 115 2.57 0.857	0.1 3 0 0 0 1 2 0 0 0 0 0 9 18 0.00 6.000	0.2 2 0 0 0 0 1 0 0 0 0 0 1 5 0.00 1.500	0.0 L 3 3 1 1 0 0 0 0 0 0 7 9 ∞ ∞	<b>PITCHER</b>										IP WLS BF H R ER SO BB IBB HBP BLK WP HR S P ERA WHIP											
31 Cliff Lee, L ERA: 2.92											7.0	29	4	2	2	2	2	1	0	0	0	0	9	76	115	2.57	0.857
38 Joe Smith, R											0.1	3	0	0	0	1	2	0	0	0	0	0	0	9	18	0.00	6.000
53 Rafael Perez, L ERA: 9.7											0.2	2	0	0	0	0	1	0	0	0	0	0	0	1	5	0.00	1.500
40 Matt Herges, R ERA: 3.97											0.0	L	3	3	1	1	0	0	0	0	0	0	0	7	9	∞	∞



Batter	1	2	3	4	5	6	7	8	9	AB	R	H	RBI	BB	SO	LOB	TOP											
3 Willy Taveras, R OBP: 0.276, SLG: 0.288	G6-3		B1-3			K		19 WP 2H 2B		4	0	1	1	0	1	1	<b>Cincinnati Reds @ Cleveland Indians</b> Progressive Field, Cleveland, OH Fri Jun 26 2009, 7:05 PM EDT Att: 28,114 - Clear - 74 F											
15 Jerry Hairston, R OBP: 0.302, SLG: 0.387	G6-3			G6-3		FC6-4		L4		4	0	0	0	0	0	2												
4 Brandon Phillips, R 23 Adam Rosales, R OBP: 0.286, SLG: 0.276	P3			F9			19 G6-3 31 1B 2B	K		3	1	1	0	0	0	0												
19 Joey Votto, L OBP: 0.452, SLG: 0.620		K			G4-3		G6-3	K		4	0	0	0	0	2	2												
31 Jonny Gomes, R OBP: 0.466, SLG: 0.617		55 G5-3 1B				K				3	0	2	1	1	1	0												
55 Ramon Hernandez, R 29 Ryan Hanigan, R OBP: 0.415, SLG: 0.397	G5-3				F8		3H 1B			3	0	1	0	0	0	1												
32 Jay Bruce, L OBP: 0.294, SLG: 0.453	F8					K		1B		4	0	0	0	0	3	5												
7 Paul Janish, R OBP: 0.317, SLG: 0.328			P3			F7		F9		4	0	0	0	0	1	4												
21 Chris Dickerson, L OBP: 0.385, SLG: 0.393			K				15 FC6-4 BB		3	1	1	0	1	2	2													
<b>Inning Stats</b>	R: 0 E: 0 K: 0 S: 13	H: 0 LOB: 0 BB: 0 P: 18	R: 0 E: 0 K: 1 S: 12	H: 1 LOB: 1 BB: 0 P: 20	R: 0 E: 0 K: 1 S: 7	H: 0 LOB: 0 BB: 0 P: 13	R: 0 E: 0 K: 0 S: 6	H: 0 LOB: 0 BB: 0 P: 9	R: 0 E: 0 K: 2 S: 8	H: 0 LOB: 0 BB: 0 P: 9	R: 0 E: 0 K: 1 S: 9	H: 0 LOB: 1 BB: 1 P: 14	R: 1 E: 0 K: 1 S: 10	H: 3 LOB: 2 BB: 0 P: 16	R: 1 E: 0 K: 2 S: 15	H: 2 LOB: 1 BB: 0 P: 23	R: 0 E: 0 K: 3 S: 10	H: 0 LOB: 2 BB: 2 P: 22	1B: 3 2B: 3 3B: 0 HR: 0	SF: 0 SAC: 0 DP: 0 HBP: 0	WP: 1 PB: 0 SB: 0 CS: 0	PA: 36						
<b>PITCHER</b>	IP	WLS	BF	H	R	ER	SO	BB	IBB	HBP	BLK	WP	HR	S	P	ERA	WHIP											
45 Jeremy Sowers, L ERA: 5.44	(1, 1)	7.0	W	28	6	2	2	6	1	0	0	0	0	69	106	2.57	1.000											
50 Jensen Lewis, R ERA: 5.03	(8, 1)	1.0		5	0	0	0	2	2	0	0	0	1	0	12	25	0.00	2.000										
49 Tony Sipp, L ERA: 3.38	(9, 1)	1.0		3	0	0	0	3	0	0	0	0	0	9	13	0.00	0.000											

AB	33
R	2
H	6
RBI	2
BB	3
SO	11
LOB	18



Batter	1	2	3	4	5	6	7	8	9	AB	R	H	RBI	BB	SO	LOB	BOTTOM										
11 Jamey Carroll, R OBP: 0.383, SLG: 0.365	K		24 2B 41 SF8 1B	G4-3		41 G5-3 17 1B 24 BB 1B		G4-3		5	2	2	0	0	1	1	<b>Cincinnati Reds @ Cleveland Indians</b> Progressive Field, Cleveland, OH Fri Jun 26 2009, 7:05 PM EDT Att: 28,114 - Clear - 74 F										
24 Grady Sizemore, L OBP: 0.315, SLG: 0.438	F9				41 CS BB	41 G5-3 17 1B BB		F7		3	1	1	1	2	0	0											
41 Victor Martinez, S OBP: 0.407, SLG: 0.546	K		SF8		HR	G5-3				3	1	1	2	0	1	2											
17 Shin-Soo Choo, L OBP: 0.409, SLG: 0.453		G4-3	G3-1		48 S 1B					4	1	2	2	0	0	1											
7 Mark DeRosa, R OBP: 0.342, SLG: 0.457	2B			G6-3	K	L8				4	0	1	0	0	1	2											
48 Travis Hafner, L OBP: 0.383, SLG: 0.566	P3			F8	E4 2 2B 1H			F7		4	1	0	0	0	0	1											
2 Jhonny Peralla, R OBP: 0.333, SLG: 0.364	G5-3			25 HR 1B	2H 2B			K		4	1	2	1	0	1	1											
25 Ryan Garko, R OBP: 0.351, SLG: 0.434			11 1B 24 2B 1B		HR			F7		3	2	2	2	0	0	1											
8 Chris Gimenez, R OBP: 0.355, SLG: 0.500						L4				1	0	0	0	0	0	0											
1 Luis Valbuena, L OBP: 0.284, SLG: 0.405	F7							G4-3		4	0	1	0	0	0	1											
<b>Inning Stats</b>	R: 0 E: 0 K: 2 S: 9	H: 1 LOB: 1 BB: 0 P: 11	R: 0 E: 0 K: 0 S: 12	H: 1 LOB: 1 BB: 0 P: 17	R: 2 E: 0 K: 0 S: 16	H: 3 LOB: 1 BB: 0 P: 21	R: 2 E: 0 K: 0 S: 12	H: 3 LOB: 1 BB: 0 P: 19	R: 3 E: 1 K: 1 S: 15	H: 3 LOB: 1 BB: 1 P: 27	R: 2 E: 0 K: 0 S: 15	H: 2 LOB: 1 BB: 1 P: 27	R: 0 E: 0 K: 1 S: 8	H: 0 LOB: 0 BB: 0 P: 11	R: 0 E: 0 K: 0 S: 14	H: 0 LOB: 0 BB: 0 P: 20	1B: 6 2B: 4 3B: 0 HR: 2	SF: 1 SAC: 0 DP: 0 HBP: 0	WP: 0 PB: 0 SB: 1 CS: 1	PA: 38							
<b>PITCHER</b>	IP	WLS	BF	H	R	ER	SO	BB	IBB	HBP	BLK	WP	HR	S	P	ERA	WHIP										
39 Aaron Harang, R ERA: 3.95	(1, 1)	4.2	L	25	10	7	5	3	1	0	0	0	0	61	91	9.64	2.357										
51 Jared Burton, R ERA: 4.96	(5, 1)	1.1		7	2	2	2	0	1	0	0	0	0	18	31	13.50	2.250										
46 Carlos Fisher, R ERA: 3.77	(7, 1)	1.0		3	0	0	0	1	0	0	0	0	0	8	11	0.00	0.000										
53 Arthur Rhodes, L ERA: 1.75	(8, 1)	1.0		3	0	0	0	0	0	0	0	0	0	14	20	0.00	0.000										

AB	35
R	9
H	12
RBI	8
BB	2
SO	4
LOB	10





Batter	1	2	3	4	5	6	7	8	9	AB	R	H	RBI	BB	SO	LOB	TOP			
21 Chris Dickerson, L OBP: 0.385, SLG: 0.400	B3	15 2B 19 G3-1 2B		15 G6-4-3 1B		G6-3		F7		5	1	2	1	0	0	0				
15 Jemy Hairston, R OBP: 0.308, SLG: 0.396	17 BB 4 BB 1B	19 G3-1 4 F9-2 2B		G6-4-3 1B		G4-3		G4-3		5	0	3	1	0	0	1				
19 Joey Votto, L OBP: 0.451, SLG: 0.619	F9	G3-1		G4-3		G4-3		G4-3		5	0	2	1	0	0	2				
4 Brandon Phillips, R OBP: 0.338, SLG: 0.476	17 BB 1B	F9-2		F9		F9		E6		3	0	0	0	2	0	4				
17 Lavnce Nix, L OBP: 0.312, SLG: 0.513	31 FC6-4 BB			F9		F9		K		4	2	2	0	1	1	3				
31 Jonny Gomes, R OBP: 0.449, SLG: 0.585	FC6-4			F8		L7		K		5	0	1	1	0	1	5				
32 Jay Bruce, L OBP: 0.296, SLG: 0.464		HR		SF7		BB		F9		3	1	1	2	1	0	1				
29 Ryan Hanigan, R OBP: 0.408, SLG: 0.389		7 1B 21 2B 1B		L7		F9		G1-3		5	1	1	0	0	1	3				
7 Paul Janish, R OBP: 0.328, SLG: 0.328	21 2B 15 2B 1B			21 1B 15 G6-4-3 BB		K		G6-3		3	2	1	0	1	1	1				
<b>Inning Stats</b>	R: 0 E: 0 K: 0 S: 11	H: 1 LOB: 3 BB: 2 P: 24	R: 4 E: 0 K: 0 S: 21	H: 5 LOB: 0 BB: 28 P: 28	R: 1 E: 0 K: 0 S: 6	H: 1 LOB: 0 BB: 0 P: 9	R: 1 E: 0 K: 0 S: 11	H: 1 LOB: 0 BB: 1 P: 19	R: 0 E: 0 K: 1 S: 7	H: 2 LOB: 2 BB: 0 P: 10	R: 1 E: 0 K: 0 S: 11	H: 2 LOB: 1 BB: 0 P: 17	R: 0 E: 1 K: 1 S: 14	H: 1 LOB: 2 BB: 0 P: 21	R: 0 E: 0 K: 2 S: 7	H: 0 LOB: 0 BB: 0 P: 12	1B: 7 2B: 8 3B: 0 HR: 1	SF: 1 SAC: 0 DP: 2 HBP: 0	WP: 0 PB: 0 SB: 0 CS: 0	PA: 44
<b>PITCHER</b>	IP WLS BF H R ER SO	IP WLS BF H R ER SO	IP WLS BF H R ER SO	IP WLS BF H R ER SO	IP WLS BF H R ER SO	IP WLS BF H R ER SO	IP WLS BF H R ER SO	IP WLS BF H R ER SO	IP WLS BF H R ER SO	IP WLS BF H R ER SO	IP WLS BF H R ER SO	IP WLS BF H R ER SO	IP WLS BF H R ER SO	IP WLS BF H R ER SO	IP WLS BF H R ER SO	IP WLS BF H R ER SO	ERA WHIP	ERA WHIP		
16 Tomo Ohka, R ERA: 6.0	4.0	L	22	8	6	6	0	4	0	0	0	0	0	0	0	0	13.50	3.000		
20 Mike Gosling, L ERA: 2.25	2.1	12	4	1	1	1	1	0	0	0	0	0	0	0	0	19	3.86	2.143		
40 Matt Herges, R ERA: 3.7	1.2	7	1	0	0	1	0	0	0	0	0	0	0	0	18	2.6	0.600			
47 Jose Veras, R ERA: 5.74	1.0	3	0	0	0	2	0	0	0	0	0	0	0	0	7	12	0.00	0.000		

Cincinnati Reds @ Cleveland Indians  
Progressive Field, Cleveland, OH  
Sat Jun 27 2009, 7:05 PM EDT  
Att: 28,646 - Partly Cloudy - 73 F

AB 38  
R 7  
H 13  
RBI 6  
BB 5  
SO 4  
LOB 20



Batter	1	2	3	4	5	6	7	8	9	AB	R	H	RBI	BB	SO	LOB	BOTTOM					
11 Jamey Carroll, R OBP: 0.384, SLG: 0.356	41 BB FC6-4		L6	24 1B BB		G4-3		G6-3		3	0	0	0	2	0	1						
24 Grady Sizemore, L OBP: 0.316, SLG: 0.435	L9		17 WP BB	1B		G3-1		P5		4	0	1	2	1	0	1						
41 Victor Martinez, S OBP: 0.402, SLG: 0.538	FC8-4-6		F8	F9		G6-3		G6-3		4	0	0	0	0	0	4						
17 Shin-Soo Choo, L OBP: 0.407, SLG: 0.448	K		BB	G3-1		G4-3		G4-3		3	0	0	0	1	1	1						
25 Ryan Garko, R OBP: 0.349, SLG: 0.426	2 BB 48 1B G6-3 BB		K	F7		G6-3		G6-3		3	1	0	0	1	1	2						
48 Travis Hafner, L OBP: 0.387, SLG: 0.573	1 G6-3 2 BB 1B		P6	F7		F7		F7		4	0	2	0	0	0	0						
2 Jhonny Peralla, R OBP: 0.339, SLG: 0.368	G6-3		11 BB 24 1B WP 1B	1B		1B		F8		3	1	2	0	1	0	1						
1 Luis Valbuena, L OBP: 0.275, SLG: 0.392	G6-3		G6-3	G6-3		F8		P3		4	0	0	0	0	0	5						
12 Ben Francisco, R OBP: 0.304, SLG: 0.361	F9		11 BB 24 1B BB	1B		K		G5-3		3	1	0	0	1	1	2						
<b>Inning Stats</b>	R: 0 E: 0 K: 1 S: 8	H: 0 LOB: 1 BB: 1 P: 15	R: 1 E: 0 K: 0 S: 10	H: 1 LOB: 1 BB: 2 P: 21	R: 0 E: 0 K: 1 S: 11	H: 0 LOB: 2 BB: 2 P: 22	R: 2 E: 0 K: 0 S: 13	H: 2 LOB: 2 BB: 2 P: 29	R: 0 E: 0 K: 0 S: 12	H: 0 LOB: 0 BB: 0 P: 19	R: 0 E: 0 K: 1 S: 9	H: 1 LOB: 1 BB: 0 P: 13	R: 0 E: 0 K: 0 S: 9	H: 0 LOB: 0 BB: 0 P: 11	R: 0 E: 0 K: 0 S: 10	H: 1 LOB: 1 BB: 0 P: 17	R: 0 E: 0 K: 0 S: 8	H: 0 LOB: 0 BB: 0 P: 11	1B: 4 2B: 1 3B: 0 HR: 0	SF: 0 SAC: 0 DP: 1 HBP: 0	WP: 2 PB: 0 SB: 0 CS: 0	PA: 38
<b>PITCHER</b>	IP WLS BF H R ER SO	IP WLS BF H R ER SO	IP WLS BF H R ER SO	IP WLS BF H R ER SO	IP WLS BF H R ER SO	IP WLS BF H R ER SO	IP WLS BF H R ER SO	IP WLS BF H R ER SO	IP WLS BF H R ER SO	IP WLS BF H R ER SO	IP WLS BF H R ER SO	IP WLS BF H R ER SO	IP WLS BF H R ER SO	IP WLS BF H R ER SO	IP WLS BF H R ER SO	IP WLS BF H R ER SO	ERA WHIP	ERA WHIP				
34 Homer Bailey, R ERA: 9.68	5.0	W	24	3	3	3	2	7	0	0	0	0	0	0	0	0	5.40	2.000				
40 Nick Masset, R ERA: 1.76	1.0	H	4	1	0	0	1	0	0	0	0	0	0	0	0	9	1.3	0.000	1.000			
53 Arthur Rhodes, L ERA: 1.69	1.0	3	0	0	0	0	0	0	0	0	0	0	0	0	9	11	0.00	0.000				
25 David Weathers, R ERA: 2.45	1.0	4	1	0	0	0	0	0	0	0	0	0	0	0	10	17	0.00	1.000				
48 Francisco Cordero, R ERA: 1.97	1.0	3	0	0	0	0	0	0	0	0	0	0	0	0	8	11	0.00	0.000				

Cincinnati Reds @ Cleveland Indians  
Progressive Field, Cleveland, OH  
Sat Jun 27 2009, 7:05 PM EDT  
Att: 28,646 - Partly Cloudy - 73 F

AB 31  
R 3  
H 5  
RBI 2  
BB 7  
SO 3  
LOB 17









Batter	1	2	3	4	5	6	7	8	9	AB	R	H	RBI	BB	SO	LOB	TOP										
22 Scott Podsednik, L (1,7) OBP: 0.368, SLG: 0.411										4	1	1	0	0	1	1	<b>Chicago White Sox @ Cleveland Indians</b> Progressive Field, Cleveland, OH Mon Jun 29 2009, 7:05 PM EDT Att: 15,645 - Cloudy - 76 F										
10 Alexei Ramirez, R (1,6) OBP: 0.317, SLG: 0.399										3	0	0	0	0	0	1											
5 Jayson Nix, R (9,FR) OBP: 0.301, SLG: 0.466										0	1	0	0	0	0	0											
23 Jermaine Dye, R (1,9) OBP: 0.357, SLG: 0.563										3	1	1	1	0	0	0											
32 Brian Anderson, R (9,FR) OBP: 0.324, SLG: 0.314										0	0	0	0	0	0	0											
25 Jim Thome, L (1,10) OBP: 0.397, SLG: 0.492										3	0	0	0	1	1	1											
14 Paul Konerko, R (1,3) OBP: 0.342, SLG: 0.480										4	0	0	0	0	1	3											
12 A.J. Pierzynski, L (1,2) OBP: 0.324, SLG: 0.437										4	1	0	1	0	1	2											
17 Chris Getz, L (1,4) OBP: 0.303, SLG: 0.338										4	2	2	1	0	1	0											
15 Gordon Beckham, R (1,5) OBP: 0.333, SLG: 0.324										3	0	3	2	1	0	0											
31 Dewayne Wise, L (1,8) OBP: 0.257, SLG: 0.279										4	0	0	0	0	1	3											
<b>Inning Stats</b>	R: 1 E: 0 K: 0 S: 9	H: 2 LOB: 0 BB: 0 P: 14	R: 1 E: 0 K: 0 S: 13	H: 2 LOB: 0 BB: 0 P: 19	R: 0 E: 0 K: 2 S: 11	H: 0 LOB: 0 BB: 0 P: 16	R: 0 E: 0 K: 1 S: 7	H: 0 LOB: 0 BB: 0 P: 12	R: 0 E: 0 K: 1 S: 13	H: 1 LOB: 1 BB: 0 P: 16	R: 0 E: 0 K: 0 S: 7	H: 0 LOB: 0 BB: 0 P: 10	R: 0 E: 0 K: 2 S: 9	H: 0 LOB: 0 BB: 0 P: 13	R: 0 E: 0 K: 0 S: 10	H: 0 LOB: 1 BB: 1 P: 18	R: 4 E: 0 K: 0 S: 18	H: 2 LOB: 1 BB: 1 P: 31	1B: 5 2B: 2 3B: 0 HR: 0	SF: 0 SAC: 0 DP: 1 HBP: 2	WP: 1 PB: 0 CS: 3 ERA: 3	PA: 37					
<b>PITCHER</b>	IP	WLS	BF	H	R	ER	SO	BB	IBB	HBP	BLK	WP	HR	S	P	ERA	WHIP										
44 Carl Pavano, R (1,1) ERA: 5.66	7.0	L	24	5	2	2	6	0	0	0	0	0	0	69	100	2.57	0.714										
49 Tony Sipp, L (8,1) ERA: 3.09	1.0		4	0	0	0	0	1	0	0	0	0	0	10	18	0.00	1.000										
54 Chris Perez, R (9,1) ERA: 5.55	0.2		7	2	4	4	0	1	0	2	0	1	0	16	27	54.00	4.500										
47 Jose Veras, R (9,1) ERA: 5.67	0.1		1	0	0	0	0	0	0	0	0	0	0	2	4	0.00	0.000										
<b>Batter</b>	<b>1</b>	<b>2</b>	<b>3</b>	<b>4</b>	<b>5</b>	<b>6</b>	<b>7</b>	<b>8</b>	<b>9</b>	<b>AB</b>	<b>R</b>	<b>H</b>	<b>RBI</b>	<b>BB</b>	<b>SO</b>	<b>LOB</b>	<b>BOTTOM</b>										
11 Jamey Carroll, R (1,4) OBP: 0.380, SLG: 0.352										4	0	1	0	0	1	2	<b>Chicago White Sox @ Cleveland Indians</b> Progressive Field, Cleveland, OH Mon Jun 29 2009, 7:05 PM EDT Att: 15,645 - Cloudy - 76 F										
24 Grady Sizemore, L (1,8) OBP: 0.314, SLG: 0.426										4	0	0	0	0	1	2											
41 Victor Martinez, S (1,2) OBP: 0.396, SLG: 0.527										4	0	0	0	0	1	0											
17 Shin-Soo Choo, L (1,9) OBP: 0.406, SLG: 0.455										3	1	2	1	1	1	0											
2 Johnny Peralta, R (1,5) OBP: 0.344, SLG: 0.373										4	1	2	0	0	0	1											
48 Travis Hafner, L (1,10) OBP: 0.382, SLG: 0.557										3	0	0	0	1	0	1											
25 Ryan Garko, R (1,3) OBP: 0.356, SLG: 0.444										4	1	1	2	0	0	3											
1 Luis Valbuena, L (1,6) OBP: 0.260, SLG: 0.368										4	0	0	0	0	2	0											
8 Chris Gimenez, R (1,7) OBP: 0.382, SLG: 0.517										3	0	2	0	0	0	0											
<b>Inning Stats</b>	R: 0 E: 0 K: 1 S: 5	H: 0 LOB: 0 BB: 0 P: 9	R: 0 E: 0 K: 0 S: 6	H: 1 LOB: 0 BB: 0 P: 9	R: 0 E: 0 K: 0 S: 6	H: 0 LOB: 0 BB: 0 P: 11	R: 0 E: 0 K: 1 S: 8	H: 1 LOB: 0 BB: 0 P: 13	R: 0 E: 0 K: 1 S: 7	H: 0 LOB: 0 BB: 0 P: 12	R: 0 E: 0 K: 0 S: 7	H: 1 LOB: 1 BB: 0 P: 9	R: 0 E: 0 K: 1 S: 14	H: 1 LOB: 3 BB: 2 P: 24	R: 0 E: 0 K: 1 S: 7	H: 1 LOB: 1 BB: 0 P: 9		R: 3 E: 0 K: 1 S: 16	H: 3 LOB: 0 BB: 0 P: 26	1B: 5 2B: 2 3B: 0 HR: 2	SF: 0 SAC: 0 DP: 2 HBP: 0	WP: 1 PB: 0 CS: 0 ERA: 3	PA: 35				
<b>PITCHER</b>	IP	WLS	BF	H	R	ER	SO	BB	IBB	HBP	BLK	WP	HR	S	P	ERA	WHIP										
34 Gavin Floyd, R (1,1) ERA: 4.12	7.2	W	28	5	0	0	5	2	0	0	0	0	1	12	18	18.00	2.000										
37 Matt Thornton, L (8,1) ERA: 2.93	1.0	H	5	2	2	2	0	0	0	0	0	1	1	12	18	18.00	2.000										
26 Octavio Dotel, R (9,1) ERA: 3.23	0.1		2	1	1	1	1	0	0	0	0	0	1	5	9	27.00	3.000										



Batter	1	2	3	4	5	6	7	8	9	AB	R	H	RBI	BB	SO	LOB	TOP	
5 Jayson Nix, R OBP: 0.307, SLG: 0.487										5	1	2	0	0	1	2	<b>Chicago White Sox @ Cleveland Indians</b> Progressive Field, Cleveland, OH Tue Jun 30 2009, 7:05 PM EDT Att: 14,793 - Partly Cloudy - 68 F	
10 Alexei Ramirez, R OBP: 0.319, SLG: 0.398										3	1	1	0	1	1	1		
23 Jermaine Dye, R OBP: 0.363, SLG: 0.570										4	2	3	2	0	0	1		
14 Paul Konerko, R OBP: 0.341, SLG: 0.487										4	1	1	2	0	0	3		
12 A.J. Pierzynski, L OBP: 0.327, SLG: 0.443										4	2	2	0	0	0	2		
32 Brian Anderson, R OBP: 0.328, SLG: 0.325										4	1	2	2	0	1	1		
15 Gordon Beckham, R OBP: 0.353, SLG: 0.387										4	2	3	2	0	1	1		
17 Chris Getz, L OBP: 0.306, SLG: 0.346										4	0	2	2	0	0	1		
7 Josh Fields, R OBP: 0.317, SLG: 0.366										3	1	1	1	1	1	1		
<b>Inning Stats</b>	R: 4 H: 4 E: 0 K: 1 S: 20	H: 4 LOB: 1 BB: 1 P: 32	R: 0 H: 1 E: 0 K: 0 S: 11	H: 1 LOB: 1 BB: 0 P: 16	R: 2 H: 3 E: 0 K: 2 S: 12	H: 3 LOB: 1 BB: 0 P: 15	R: 1 H: 3 E: 0 K: 0 S: 16	H: 3 LOB: 1 BB: 0 P: 25	R: 2 H: 2 E: 0 K: 0 S: 10	H: 2 LOB: 0 BB: 0 P: 14	R: 2 H: 3 E: 0 K: 2 S: 16	H: 3 LOB: 1 BB: 0 P: 21	R: 0 H: 1 E: 0 K: 0 S: 4	H: 1 LOB: 1 BB: 1 P: 10				
<b>PITCHER</b>	IP WLS BF H R ER SO BB IBB HBP BLK WP HR S P ERA WHIP																	
31 Cliff Lee, L ERA: 3.39	3.0	L	21	11	7	7	3	1	0	0	0	0	1	1	53	79	21.00	4.000
20 Mike Gosling, L ERA: 6.75	2.2		11	4	4	4	1	0	0	0	0	0	0	2	27	39	13.50	1.500
40 Matt Herges, R ERA: 3.55	1.0		5	2	0	0	1	1	0	0	0	0	0	0	9	15	0.00	3.000

Batter	1	2	3	4	5	6	7	8	9	AB	R	H	RBI	BB	SO	LOB	BOTTOM	
13 Asdrúbal Cabrera, S OBP: 0.370, SLG: 0.425										3	0	1	3	0	0	0	<b>Chicago White Sox @ Cleveland Indians</b> Progressive Field, Cleveland, OH Tue Jun 30 2009, 7:05 PM EDT Att: 14,793 - Partly Cloudy - 68 F	
24 Grady Sizemore, L OBP: 0.311, SLG: 0.421										3	0	0	0	0	1	1		
41 Victor Martinez, S OBP: 0.392, SLG: 0.522										3	0	0	0	0	1	0		
17 Shin-Soo Choo, L OBP: 0.402, SLG: 0.450										3	0	0	0	0	1	0		
2 Jhonny Peralta, R OBP: 0.340, SLG: 0.369										3	0	0	0	0	1	0		
48 Travis Hafner, L OBP: 0.392, SLG: 0.589										1	2	1	1	1	0	0		
11 Jamey Carroll, R OBP: 0.382, SLG: 0.355										2	1	1	0	0	0	0		
12 Ben Francisco, R OBP: 0.305, SLG: 0.357										2	1	1	0	0	0	0		
10 Kelly Shoppach, R OBP: 0.328, SLG: 0.372										2	0	0	0	0	2	3		
<b>Inning Stats</b>	R: 0 H: 0 E: 0 K: 0 S: 8	H: 0 LOB: 0 BB: 0 P: 9	R: 1 H: 1 E: 0 K: 1 S: 12	H: 1 LOB: 0 BB: 0 P: 19	R: 0 H: 0 E: 0 K: 1 S: 6	H: 0 LOB: 0 BB: 0 P: 8	R: 0 H: 0 E: 0 K: 2 S: 9	H: 0 LOB: 0 BB: 0 P: 10	R: 3 H: 3 E: 0 K: 1 S: 15	H: 3 LOB: 1 BB: 1 P: 24	R: 0 H: 0 E: 0 K: 1 S: 8	H: 0 LOB: 0 BB: 0 P: 11	R: 0 H: 1 E: 0 K: 0 S: 4	H: 1 LOB: 1 BB: 1 P: 10				
<b>PITCHER</b>	IP WLS BF H R ER SO BB IBB HBP BLK WP HR S P ERA WHIP																	
54 Clayton Richard, L ERA: 4.48	6.0	W	23	4	4	4	6	1	0	0	0	0	0	1	58	81	6.00	0.833

AB 35  
R 11  
H 17  
RBI 11  
BB 2  
SO 5  
LOB 13



WP: 1 PA: 37  
FB: 0  
SB: 0  
CS: 0

AB 22  
R 4  
H 4  
RBI 4  
BB 1  
SO 6  
LOB 4



WP: 0 PA: 23  
FB: 0  
SB: 0  
CS: 0



Batter	1	2	3	4	5	6	7	8	9	AB	R	H	RBI	BB	SO	LOB	TOP																					
22 Scott Podsednik, L (1, 7) OBP: 0.364, SLG: 0.406	F7		E5				G6-3		G3-1	5	0	1	0	0	0	0	<b>Chicago White Sox @ Cleveland Indians</b> Progressive Field, Cleveland, OH Wed Jul 01 2009, 7:05 PM EDT Att: 16,722 - Cloudy - 68 F																					
10 Alexei Ramirez, R (1, 6) OBP: 0.325, SLG: 0.403	F8		CS						G1-3	4	1	3	1	0	0	0																						
17 Chris Getz, L (8, 4)										1	0	0	0	0	0	0																						
23 Jermaine Dye, R (1, 9) OBP: 0.361, SLG: 0.565										4	0	1	0	0	0	2																						
25 Jim Thome, L (1, 10) OBP: 0.402, SLG: 0.495	K									3	1	2	0	1	1	1																						
14 Paul Konerko, R (1, 3) OBP: 0.346, SLG: 0.493										3	1	2	1	1	0	2																						
27 Ramon Castro, R (1, 2) OBP: 0.306, SLG: 0.430										4	1	1	3	0	1	3																						
5 Jayson Nix, R (1, 4) OBP: 0.304, SLG: 0.488										4	1	1	0	0	1	0																						
15 Gordon Beckham, R (1, 5) OBP: 0.360, SLG: 0.405										4	1	2	1	0	0	0																						
32 Brian Anderson, R (1, 8) OBP: 0.321, SLG: 0.317										4	0	0	0	0	0	2																						
<b>Inning Stats</b>	R: 0 H: 1 E: 0 K: 1 S: 9	H: 1 LOB: 1 BB: 0 P: 14	R: 0 H: 0 E: 0 K: 0 S: 6	H: 0 LOB: 0 BB: 1 P: 10	R: 0 H: 0 E: 1 K: 0 S: 6	H: 0 LOB: 0 BB: 0 P: 8	R: 0 H: 2 E: 0 K: 1 S: 12	H: 2 LOB: 2 BB: 0 P: 13	R: 1 H: 3 E: 0 K: 0 S: 10	H: 3 LOB: 2 BB: 0 P: 13	R: 4 H: 5 E: 0 K: 0 S: 16	H: 5 LOB: 0 BB: 0 P: 21	R: 1 H: 2 E: 0 K: 0 S: 16	H: 2 LOB: 2 BB: 1 P: 26	R: 0 H: 0 E: 0 K: 1 S: 6	H: 0 LOB: 0 BB: 0 P: 9	R: 0 H: 0 E: 0 K: 0 S: 7	H: 0 LOB: 0 BB: 0 P: 10	1B: 9 2B: 3 3B: 0 HR: 1	SF: 0 SAC: 0 DP: 2 HBP: 0	WP: 0 PB: 0 SB: 1 CS: 1	PA: 39																
<b>PITCHER</b>	IP	WLS	BF	H	R	ER	SO	BB	IBB	HBP	BLK	WP	HR	S	P	ERA	WHIP	<b>PITCHER</b>	IP	WLS	BF	H	R	ER	SO	BB	IBB	HBP	BLK	WP	HR	S	P	ERA	WHIP			
45 Jeremy Sowers, L (1, 1) ERA: 5.68	6.0	L	27	11	5	5	2	1	0	0	0	0	1	59	79	7.50	2.000																					
47 Jose Veras, R (7, 1) ERA: 5.95	0.2		3	1	1	1	0	0	0	0	0	0	0	12	16	13.50	1.500																					
53 Rafael Perez, L (7, 1) ERA: 9.26	0.0		1	0	0	0	0	1	0	0	0	0	0	1	5	∞	∞																					
38 Joe Smith, R (7, 1) ERA: 4.15	1.1		4	1	0	0	1	0	0	0	0	0	0	9	14	0.00	0.750																					
34 Kerry Wood, R (9, 1) ERA: 5.27	1.0		3	0	0	0	0	0	0	0	0	0	0	7	10	0.00	0.000																					
<b>Batter</b>	<b>1</b>	<b>2</b>	<b>3</b>	<b>4</b>	<b>5</b>	<b>6</b>	<b>7</b>	<b>8</b>	<b>9</b>	<b>AB</b>	<b>R</b>	<b>H</b>	<b>RBI</b>	<b>BB</b>	<b>SO</b>	<b>LOB</b>	<b>BOTTOM</b>																					
13 Asdrúbal Cabrera, S (1, 6) OBP: 0.364, SLG: 0.417	G3		K							4	0	0	0	0	1	2	<b>Chicago White Sox @ Cleveland Indians</b> Progressive Field, Cleveland, OH Wed Jul 01 2009, 7:05 PM EDT Att: 16,722 - Cloudy - 68 F																					
24 Grady Sizemore, L (1, 8) OBP: 0.306, SLG: 0.414	K		G4-3							4	0	0	1	0	2	1																						
41 Victor Martinez, S (1, 2) OBP: 0.393, SLG: 0.523										3	1	1	0	1	0	1																						
17 Shin-Soo Choo, L (1, 9) OBP: 0.401, SLG: 0.451										4	0	1	1	0	3	1																						
2 Johnny Peralta, R (1, 5) OBP: 0.336, SLG: 0.363										4	0	0	0	0	0	1																						
48 Travis Hafner, L (1, 10) OBP: 0.388, SLG: 0.573										3	0	0	0	1	1	0																						
25 Ryan Garko, R (1, 3) OBP: 0.353, SLG: 0.439										4	0	1	0	0	2	1																						
11 Jamey Carroll, R (1, 4) OBP: 0.381, SLG: 0.354										3	1	1	0	0	0	1																						
12 Ben Francisco, R (1, 7) OBP: 0.305, SLG: 0.361										3	0	1	0	0	1	1																						
<b>Inning Stats</b>	R: 0 H: 0 E: 0 K: 2 S: 10	H: 0 LOB: 1 BB: 1 P: 18	R: 0 H: 0 E: 0 K: 1 S: 7	H: 0 LOB: 0 BB: 0 P: 12	R: 1 H: 2 E: 0 K: 1 S: 10	H: 2 LOB: 1 BB: 0 P: 16	R: 0 H: 0 E: 0 K: 1 S: 8	H: 0 LOB: 0 BB: 0 P: 9	R: 0 H: 0 E: 0 K: 1 S: 8	H: 0 LOB: 0 BB: 0 P: 9	R: 1 H: 2 E: 0 K: 1 S: 10	H: 2 LOB: 1 BB: 0 P: 14	R: 0 H: 1 E: 0 K: 1 S: 12	H: 1 LOB: 1 BB: 0 P: 19	R: 0 H: 0 E: 0 K: 0 S: 9	H: 0 LOB: 0 BB: 0 P: 13		R: 0 H: 0 E: 0 K: 2 S: 15	H: 0 LOB: 1 BB: 1 P: 24	1B: 2 2B: 3 3B: 0 HR: 0	SF: 0 SAC: 0 DP: 0 HBP: 0	WP: 0 PB: 0 SB: 0 CS: 0	PA: 34															
<b>PITCHER</b>	IP	WLS	BF	H	R	ER	SO	BB	IBB	HBP	BLK	WP	HR	S	P	ERA	WHIP	<b>PITCHER</b>	IP	WLS	BF	H	R	ER	SO	BB	IBB	HBP	BLK	WP	HR	S	P	ERA	WHIP			
52 Jose Contreras, R (1, 1) ERA: 4.84	8.0	W	30	5	2	2	8	1	0	0	0	0	0	74	110	2.25	0.750																					
37 Matt Thornton, L (9, 1) ERA: 2.84	1.0		4	0	0	0	2	1	0	0	0	0	0	15	24	0.00	1.000																					

AB 36  
R 6  
H 13  
RBI 6  
BB 2  
SO 3  
LOB 10



AB 32  
R 2  
H 5  
RBI 2  
BB 2  
SO 10  
LOB 9













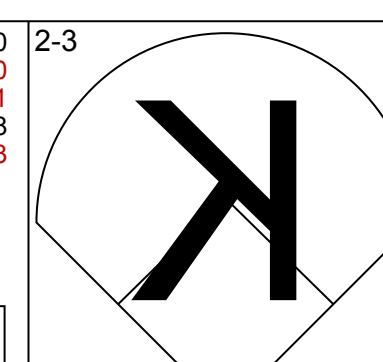
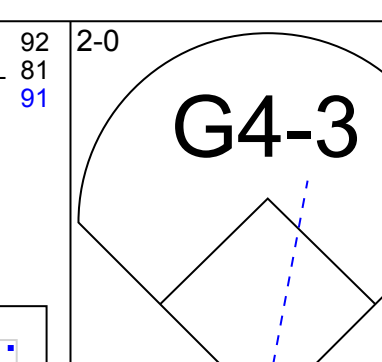
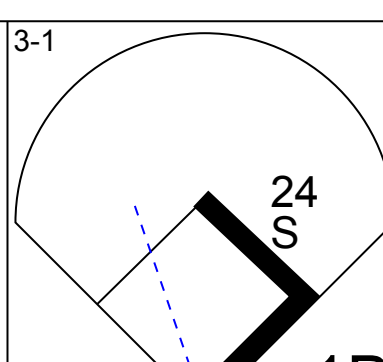
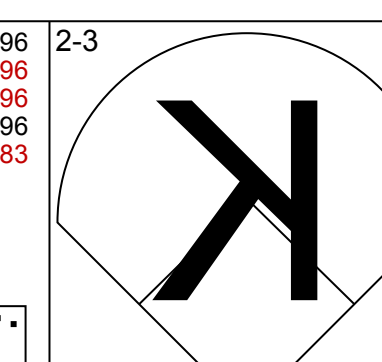
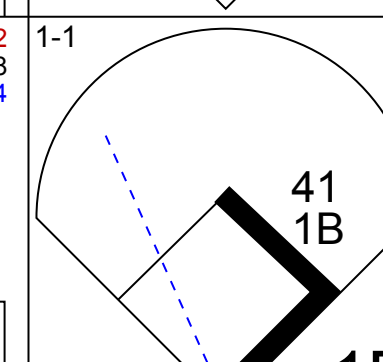
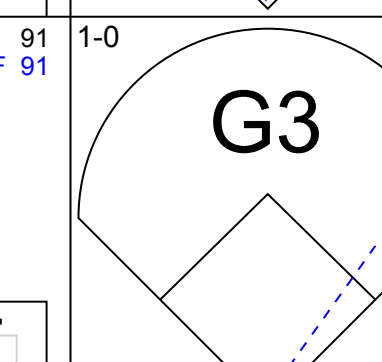
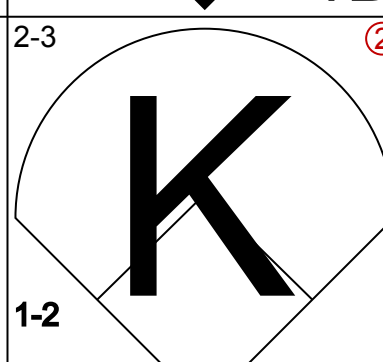
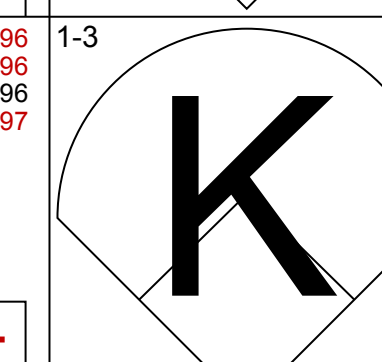
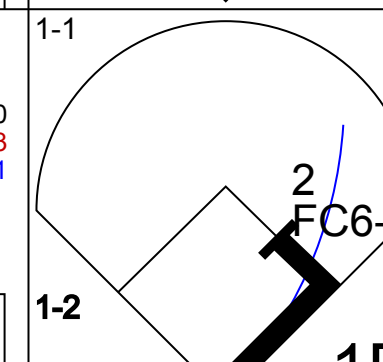
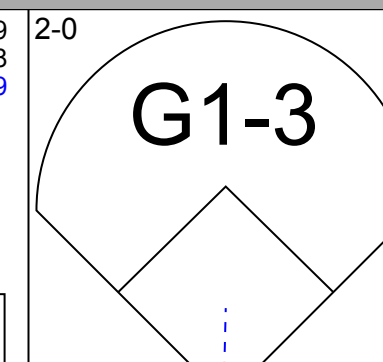
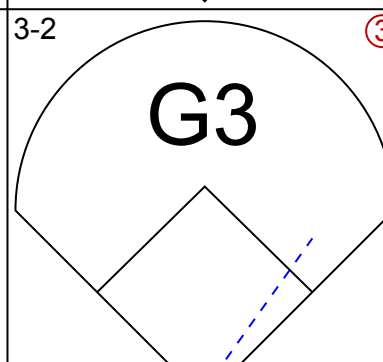
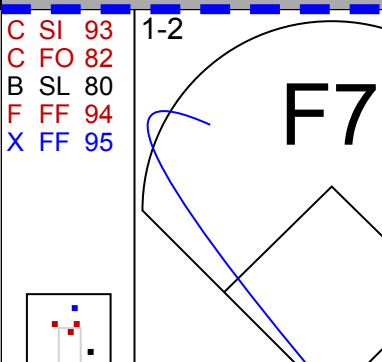
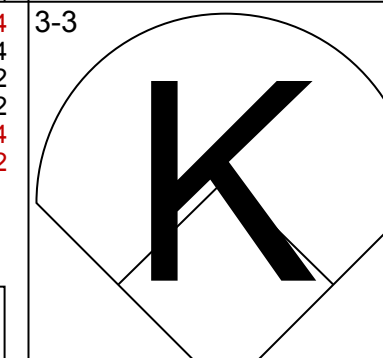
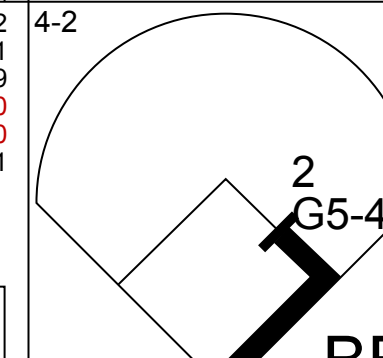
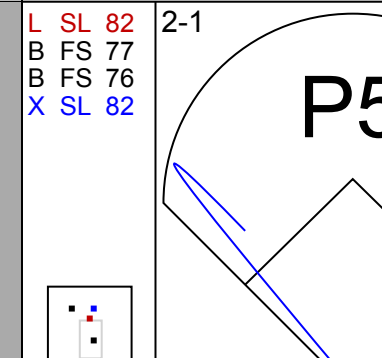
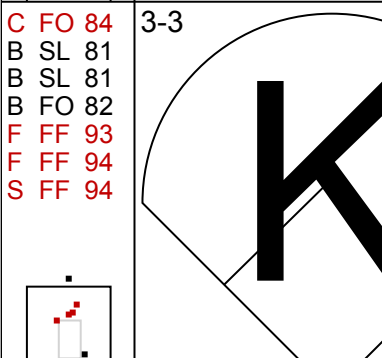
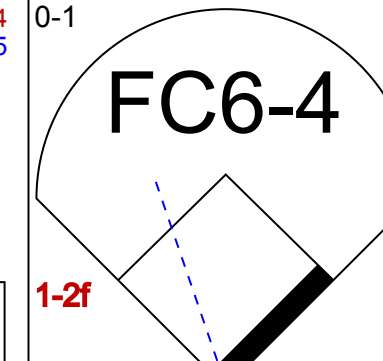
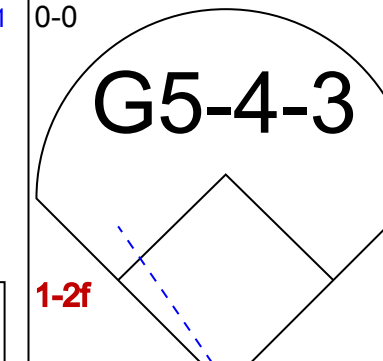
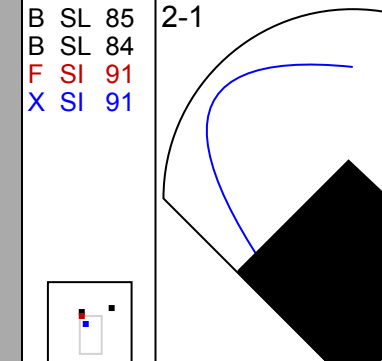
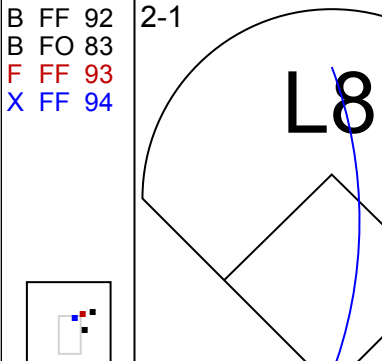
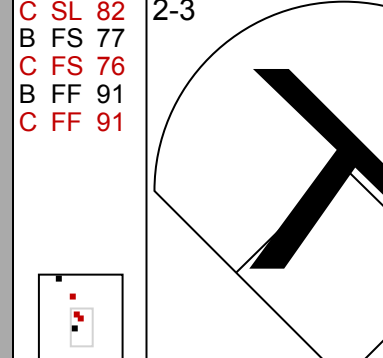
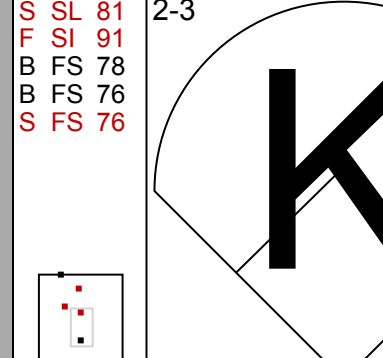
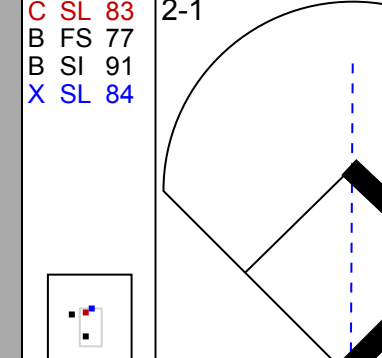
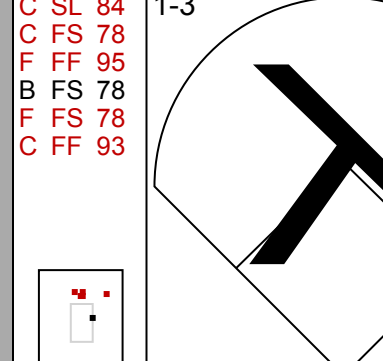
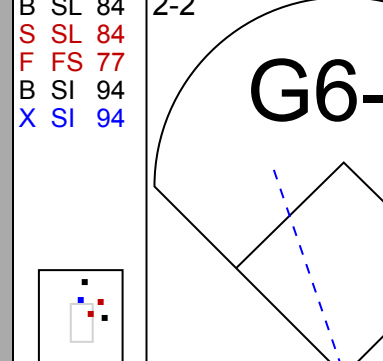
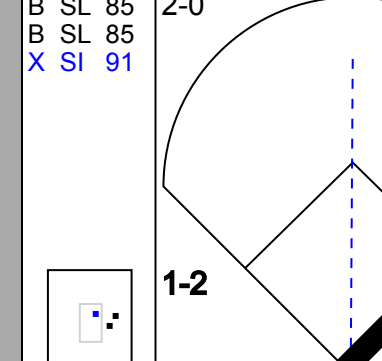
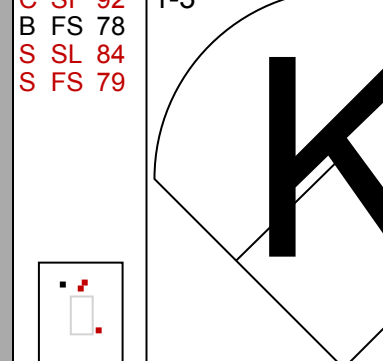
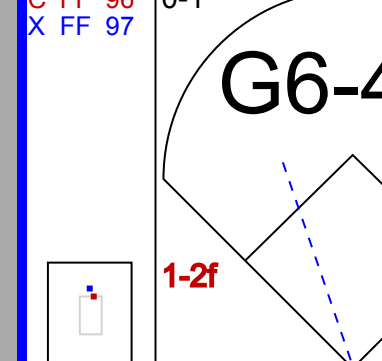
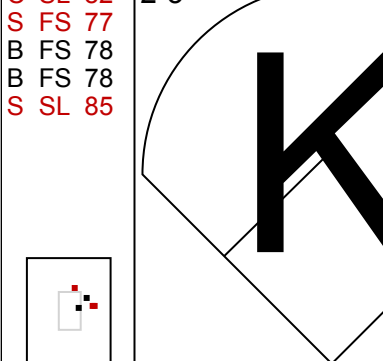
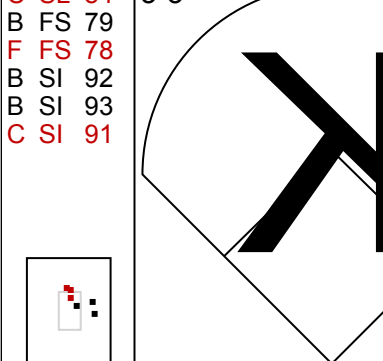
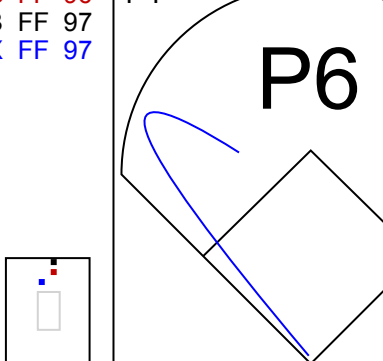
Batter	1	2	3	4	5	6	7	8	9	AB	R	H	RBI	BB	SO	LOB	TOP											
29 Adam Kennedy, L (1, 5) OBP: 0.352, SLG: 0.438										3	1	1	1	0	0	1	<b>Oakland Athletics @ Cleveland Indians</b> Progressive Field, Cleveland, OH Sun Jul 05 2009, 1:05 PM EDT Att: 19,105 - Sunny - 72 F											
18 Orlando Cabrera, R (1, 6) OBP: 0.294, SLG: 0.325										5	1	2	1	0	0	2												
8 Kurt Suzuki, R (1, 10) OBP: 0.330, SLG: 0.414										3	0	1	1	2	0	1												
5 Matt Holliday, R (1, 7) OBP: 0.374, SLG: 0.419										3	0	1	1	2	1	1												
32 Jack Cust, L (1, 9) OBP: 0.315, SLG: 0.408										4	0	0	0	0	1	7												
21 Ryan Sweeney, L (7, 9) OBP: 0.323, SLG: 0.359										0	0	0	0	0	0	0												
14 Mark Ellis, R (1, 4) OBP: 0.284, SLG: 0.318										4	1	1	0	0	0	2												
35 Landon Powell, S (1, 2)										4	1	2	0	0	1	0												
7 Bobby Crosby, R (1, 3) OBP: 0.289, SLG: 0.311										4	0	1	0	0	1	1												
11 Rajai Davis, R (1, 8) OBP: 0.322, SLG: 0.321										3	1	2	0	1	0	0												
<b>Inning Stats</b>	R: 1 E: 0 K: 1 S: 13	H: 2 LOB: 2 BB: 1 P: 24	R: 0 E: 0 K: 1 S: 11	H: 1 LOB: 1 BB: 0 P: 15	R: 0 E: 0 K: 1 S: 9	H: 1 LOB: 1 BB: 1 P: 15	R: 0 E: 0 K: 1 S: 6	H: 0 LOB: 0 BB: 0 P: 9	R: 1 E: 0 K: 0 S: 18	H: 2 LOB: 2 BB: 1 P: 30	R: 1 E: 0 K: 0 S: 12	H: 2 LOB: 1 BB: 1 P: 19	R: 0 E: 0 K: 1 S: 6	H: 0 LOB: 1 BB: 1 P: 11	R: 1 E: 0 K: 0 S: 9	H: 2 LOB: 0 BB: 0 P: 16	R: 1 E: 0 K: 0 S: 8	H: 1 LOB: 0 BB: 0 P: 11	1B: 9 2B: 1 3B: 0 HR: 1	SF: 1 SAC: 1 DP: 2 HBP: 0	WP: 1 PB: 0 SB: 1 CS: 1	PA: 41						
<b>PITCHER</b>	IP WLS BF H R ER SO BB IBB HBP BLK WP HR S P ERA WHIP	6.0 L 28 8 3 3 3 4 0 0 0 0 1 0 69 112 4.50 2.000	2.0 8 2 1 1 1 1 0 0 0 0 0 0 15 27 4.50 1.500	1.0 4 1 1 1 0 0 0 0 0 0 0 1 8 11 9.00 1.000											IP WLS BF H R ER SO BB IBB HBP BLK WP HR S P ERA WHIP													
31 Cliff Lee, L (1, 1) ERA: 3.45											6.0	L	28	8	3	3	3	4	0	0	0	0	1	0	69	112	4.50	2.000
47 Jose Veras, R (7, 1) ERA: 5.75											2.0	H	8	2	1	1	1	1	0	0	0	0	0	0	15	27	4.50	1.500
53 Rafael Perez, L (9, 1) ERA: 8.88											1.0	S	4	1	1	1	0	0	0	0	0	0	0	1	8	11	9.00	1.000
<b>Batter</b>	<b>1</b>	<b>2</b>	<b>3</b>	<b>4</b>	<b>5</b>	<b>6</b>	<b>7</b>	<b>8</b>	<b>9</b>	<b>AB</b>	<b>R</b>	<b>H</b>	<b>RBI</b>	<b>BB</b>	<b>SO</b>	<b>LOB</b>	<b>BOTTOM</b>											
13 Asdrúbal Cabrera, S (1, 6) OBP: 0.361, SLG: 0.417										4	0	1	0	0	0	0	<b>Oakland Athletics @ Cleveland Indians</b> Progressive Field, Cleveland, OH Sun Jul 05 2009, 1:05 PM EDT Att: 19,105 - Sunny - 72 F											
11 Jamey Carroll, R (1, 4) OBP: 0.377, SLG: 0.346										3	1	0	0	1	1	1												
24 Grady Sizemore, L (1, 10) OBP: 0.320, SLG: 0.437										4	0	1	1	0	2	1												
17 Shin-Soo Choo, L (1, 9) OBP: 0.406, SLG: 0.483										4	0	1	0	0	2	1												
2 Johnny Peralta, R (1, 5) OBP: 0.331, SLG: 0.366										4	1	1	1	0	1	1												
25 Ryan Garko, R (1, 3) OBP: 0.352, SLG: 0.432										4	0	2	0	0	0	0												
12 Ben Francisco, R (1, 8) OBP: 0.320, SLG: 0.397										4	0	1	0	0	1	3												
8 Chris Gimenez, R (1, 7) OBP: 0.342, SLG: 0.455										3	0	0	0	0	2	3												
41 Victor Martinez, S (9, PH) OBP: 0.352, SLG: 0.505										1	0	0	0	0	0	1												
10 Kelly Shoppach, R (1, 2) OBP: 0.322, SLG: 0.365										3	0	0	0	0	2	0												
<b>Inning Stats</b>	R: 0 E: 0 K: 0 S: 5	H: 0 LOB: 0 BB: 0 P: 9	R: 0 E: 0 K: 3 S: 13	H: 2 LOB: 2 BB: 0 P: 20	R: 1 E: 0 K: 1 S: 12	H: 1 LOB: 1 BB: 1 P: 23	R: 0 E: 0 K: 0 S: 4	H: 1 LOB: 1 BB: 0 P: 7	R: 0 E: 0 K: 3 S: 10	H: 1 LOB: 1 BB: 0 P: 16	R: 1 E: 0 K: 0 S: 12	H: 1 LOB: 0 BB: 0 P: 17	R: 0 E: 0 K: 2 S: 9	H: 0 LOB: 0 BB: 0 P: 15	R: 0 E: 0 K: 1 S: 10	H: 0 LOB: 0 BB: 0 P: 15	R: 0 E: 0 K: 0 S: 11	H: 1 LOB: 1 BB: 0 P: 18	1B: 3 2B: 3 3B: 0 HR: 1	SF: 0 SAC: 0 DP: 0 HBP: 0	WP: 0 PB: 0 SB: 0 CS: 0	PA: 35						
<b>PITCHER</b>	IP WLS BF H R ER SO BB IBB HBP BLK WP HR S P ERA WHIP	6.0 W 25 6 2 2 2 1 0 0 0 0 0 0 16 26 0.00 0.000	1.2 H 5 0 0 0 3 0 0 0 0 0 0 0 16 26 0.00 0.000	1.1 S 5 1 0 0 0 0 0 0 0 0 0 0 14 22 0.00 0.750											IP WLS BF H R ER SO BB IBB HBP BLK WP HR S P ERA WHIP													
47 Gio González, L (1, 1) ERA: 6.17											6.0	W	25	6	2	2	2	1	0	0	0	0	0	16	26	0.00	0.000	
48 Michael Wuerzt, R (7, 1) ERA: 2.77											1.2	H	5	0	0	0	3	0	0	0	0	0	0	0	16	26	0.00	0.000
40 Andrew Bailey, R (8, 1) ERA: 2.03											1.1	S	5	1	0	0	0	0	0	0	0	0	0	0	14	22	0.00	0.750

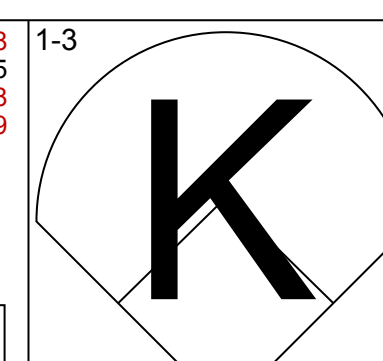
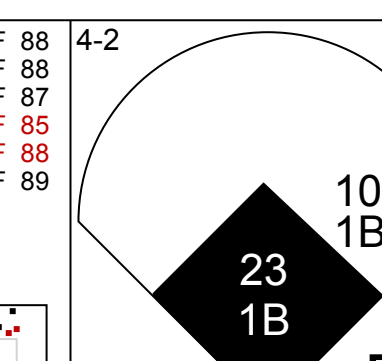
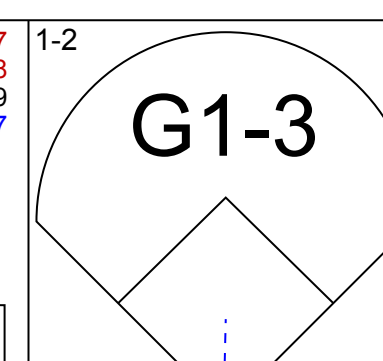
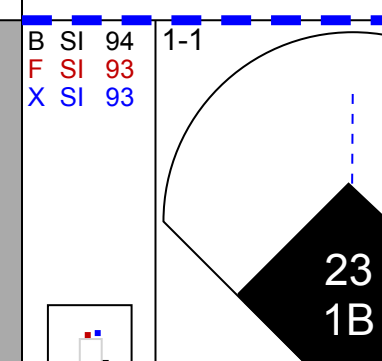
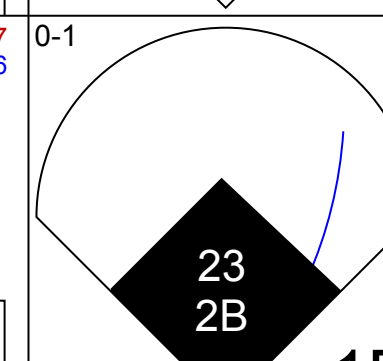
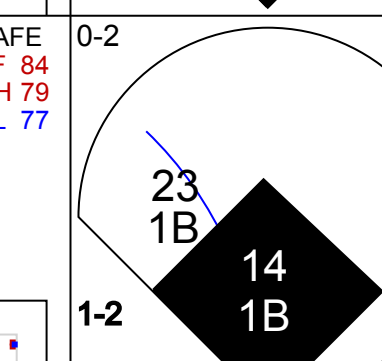
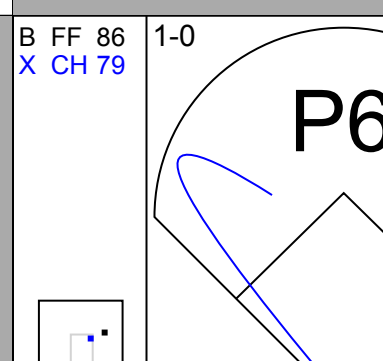
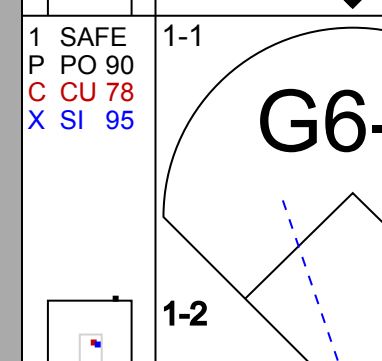
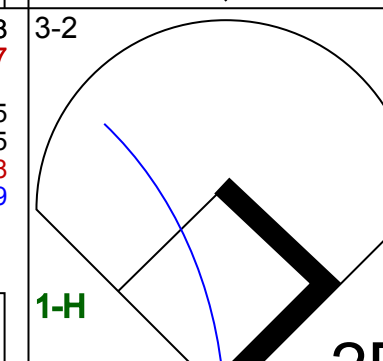
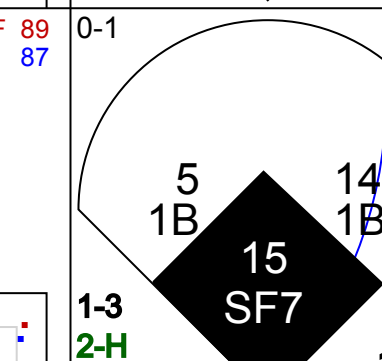
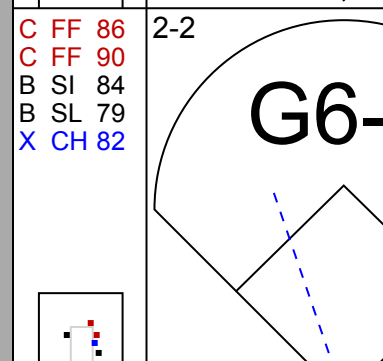
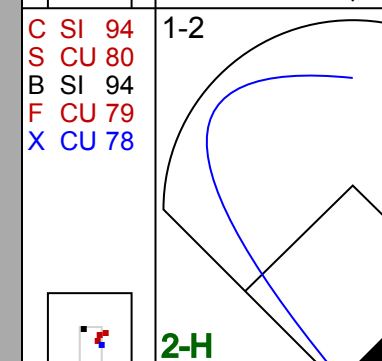
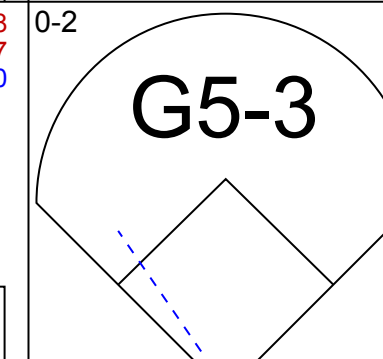
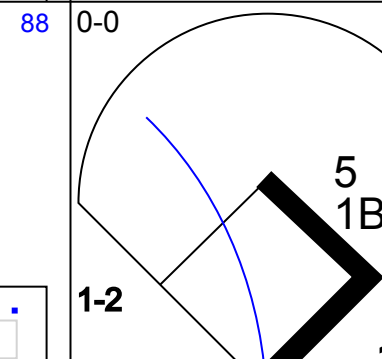
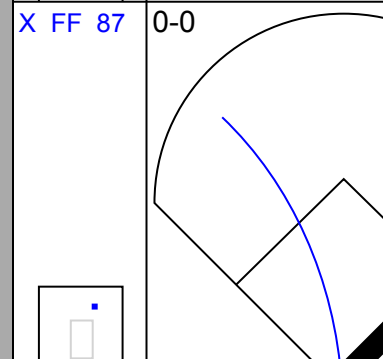
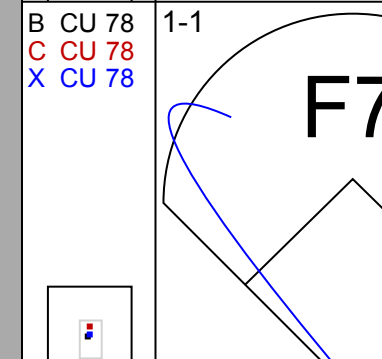
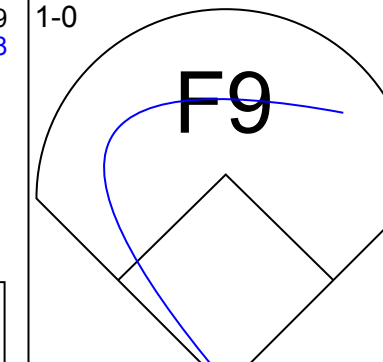
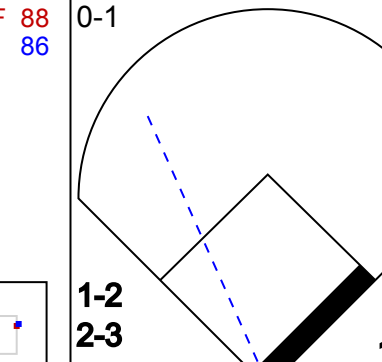
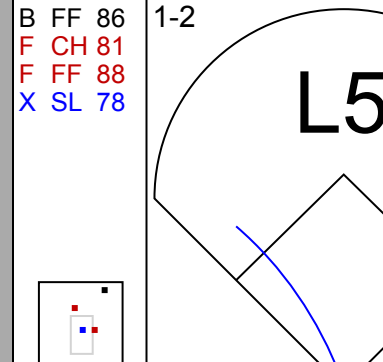
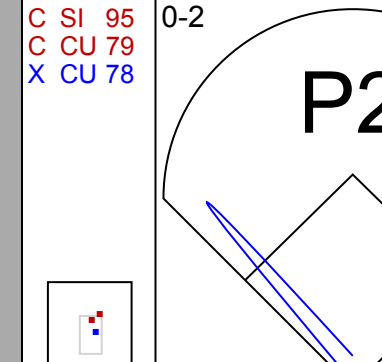
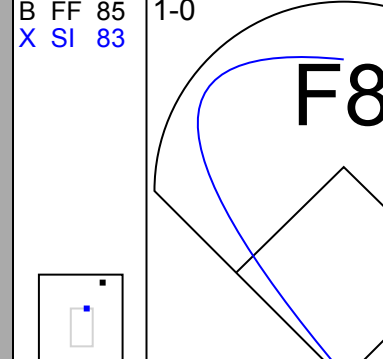
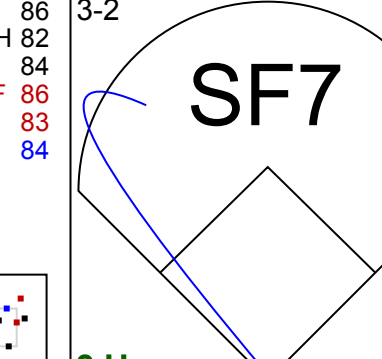

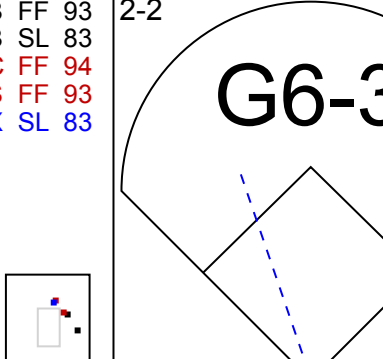
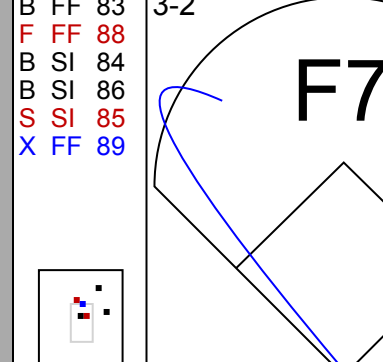
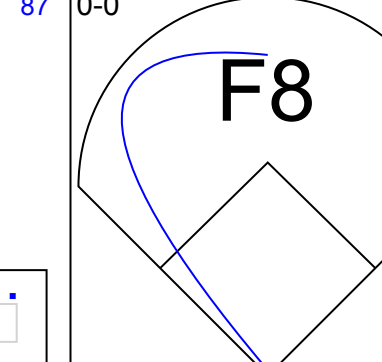
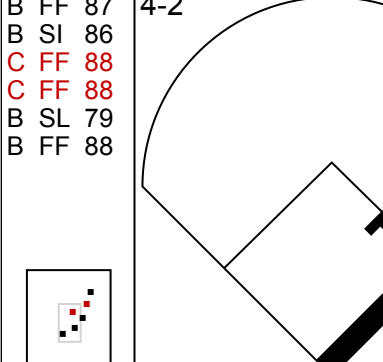
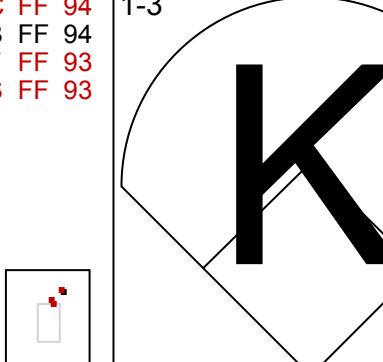
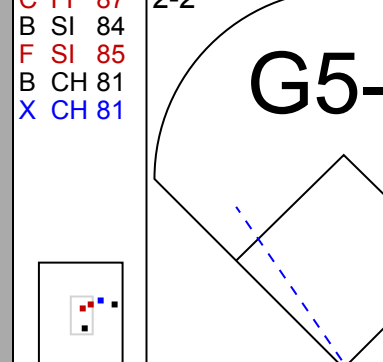
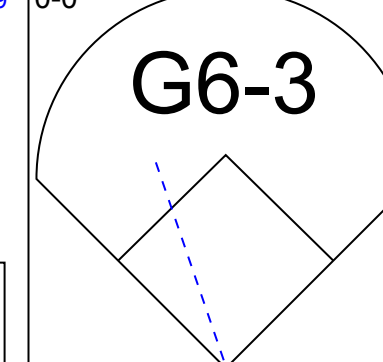
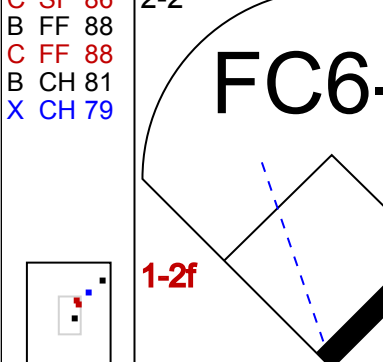
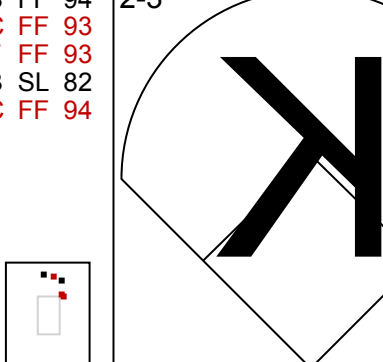
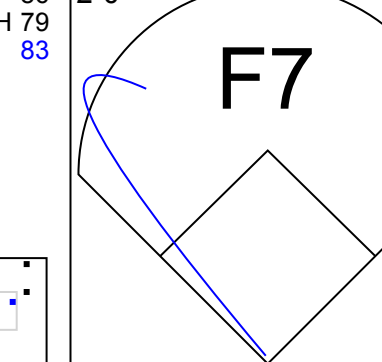
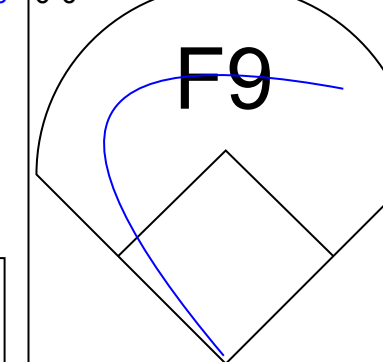
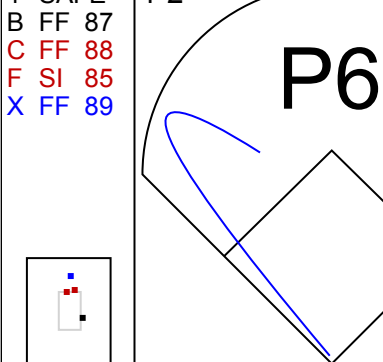


Batter	1	2	3	4	5	6	7	8	9	AB	R	H	RBI	BB	SO	LOB	TOP										
13 Asdrúbal Cabrera, S OBP: 0.323, SLG: 0.409	G4-3		F8		G5-4-3			FC4-6 24 HR	K	5	1	0	0	0	1	5	<b>Cleveland Indians @ Chicago White Sox</b> U.S. Cellular Field, Chicago, IL Tue Jul 07 2009, 8:11 PM EDT Att: 23,758 - Overcast - 65 F										
24 Grady Sizemore, L OBP: 0.323, SLG: 0.462	HR		P6		G5-3			HR		4	2	2	3	0	0												
41 Victor Martínez, S OBP: 0.378, SLG: 0.500	G6-3			G5-3		P3		F7		4	0	0	0	0	0												
17 Shin-Soo Choo, L OBP: 0.409, SLG: 0.498	L9			48 1B		HR		2 WP		3	2	2	1	1	0	0											
2 Jhonny Peralta, R OBP: 0.330, SLG: 0.367	48 G4-3			P2		G5-3		G5-3		4	0	1	0	0	0	2											
48 Travis Hafner, L OBP: 0.387, SLG: 0.570	G4-3			2B				25 G3-1		4	1	2	1	0	1	1											
25 Ryan Garko, R OBP: 0.350, SLG: 0.429	P4			1B				11 1B		4	0	1	0	0	0	2											
11 Jamey Carroll, R OBP: 0.374, SLG: 0.343	L7			K				13 DI		4	0	1	1	0	2	2											
12 Ben Francisco, R OBP: 0.326, SLG: 0.398	13 CS			13 G5-4-3				13 FC4-6		2	0	1	0	2	0	1											
<b>Inning Stats</b>	R: 1 H: 1 E: 0 K: 0 S: 10	H: 1 LOB: 0 BB: 0 P: 16	R: 0 H: 1 E: 0 K: 0 S: 9	H: 1 LOB: 1 BB: 0 P: 13	R: 0 H: 1 E: 0 K: 0 S: 10	H: 1 LOB: 0 BB: 0 P: 13	R: 1 H: 2 E: 0 K: 0 S: 9	H: 2 LOB: 1 BB: 0 P: 15	R: 0 H: 1 E: 0 K: 1 S: 12	H: 1 LOB: 1 BB: 1 P: 18	R: 1 H: 1 E: 0 K: 0 S: 11	H: 1 LOB: 0 BB: 0 P: 17	R: 0 H: 0 E: 0 K: 2 S: 11	H: 0 LOB: 0 BB: 0 P: 15	R: 2 H: 1 E: 0 K: 0 S: 12	H: 1 LOB: 1 BB: 2 P: 26	R: 1 H: 2 E: 0 K: 1 S: 13	H: 2 LOB: 1 BB: 0 P: 16	1B: 5 2B: 2 3B: 0 HR: 3	SF: 0 SAC: 0 DP: 1 HBP: 0	WP: 1 PA: 37 PB: 0 CS: 1						
<b>PITCHER</b>	IP	WLS	BF	H	R	ER	SO	BB	IBB	HBP	BLK	WP	HR	S	P	ERA	WHIP										
56 Mark Buehrle, L ERA: 3.14	7.0	W	26	7	3	3	3	1	0	0	0	0	2	72	107	3.86	1.143										
D.J. Carrasco, R ERA: 3.51	0.1		3	1	2	2	0	1	0	0	0	0	1	7	13	54.00	6.000										
49 Aaron Poreda, L ERA: 1.17	1.2		8	2	1	1	1	1	0	0	0	1	0	18	29	5.40	1.800										

Batter	1	2	3	4	5	6	7	8	9	AB	R	H	RBI	BB	SO	LOB	BOTTOM										
22 Scott Podsednik, L OBP: 0.366, SLG: 0.402	B1-3					G5-3		K		4	1	1	0	1	1	0	<b>Cleveland Indians @ Chicago White Sox</b> U.S. Cellular Field, Chicago, IL Tue Jul 07 2009, 8:11 PM EDT Att: 23,758 - Overcast - 65 F										
10 Alexei Ramirez, R OBP: 0.328, SLG: 0.420	K		F9			14 HR		10 S		4	2	2	2	0	1	2											
23 Jermaine Dye, R OBP: 0.363, SLG: 0.596	P3					23 1B		HR		4	1	1	0	0	2	2											
31 Dewayne Wise, L OBP: 0.259, SLG: 0.291						14 HR		K		0	0	0	0	0	0	0											
25 Jim Thome, L OBP: 0.399, SLG: 0.485	G1-3			K		14 HR		14 HR		3	2	1	0	1	1	0											
14 Paul Konerko, R OBP: 0.354, SLG: 0.527	HR			G4-3		14 HR		1B		4	3	3	7	0	0	0											
12 A.J. Pierzynski, L OBP: 0.332, SLG: 0.456	5 G6-3			K		1-H		HR		4	0	1	0	0	1	0											
5 Jayson Nix, R OBP: 0.292, SLG: 0.479	G6-3					P5		F8		4	1	1	0	0	0	1											
15 Gordon Beckham, R OBP: 0.339, SLG: 0.418						F8		2B		3	0	1	1	1	0	0											
32 Brian Anderson, R OBP: 0.318, SLG: 0.312	FC5-4			G1-3		K		G6-3		4	0	0	0	0	1	2											
<b>Inning Stats</b>	R: 0 H: 0 E: 0 K: 1 S: 9	H: 2 LOB: 0 BB: 0 P: 11	R: 1 H: 2 E: 0 K: 0 S: 10	H: 2 LOB: 0 BB: 0 P: 14	R: 0 H: 1 E: 0 K: 1 S: 13	H: 1 LOB: 2 BB: 1 P: 22	R: 0 H: 0 E: 0 K: 2 S: 7	H: 0 LOB: 0 BB: 0 P: 11	R: 0 H: 0 E: 0 K: 0 S: 6	H: 0 LOB: 0 BB: 0 P: 9	R: 5 H: 5 E: 0 K: 1 S: 18	H: 5 LOB: 1 BB: 1 P: 30	R: 4 H: 3 E: 0 K: 1 S: 21	H: 3 LOB: 0 BB: 1 P: 37	R: 0 H: 0 E: 0 K: 1 S: 5	H: 0 LOB: 0 BB: 0 P: 8	1B: 5 2B: 2 3B: 0 HR: 4	SF: 0 SAC: 0 DP: 1 HBP: 0	WP: 0 PA: 37 PB: 0 CS: 0								
<b>PITCHER</b>	IP	WLS	BF	H	R	ER	SO	BB	IBB	HBP	BLK	WP	HR	S	P	ERA	WHIP										
45 Jeremy Sowers, L ERA: 5.77	5.1	L	22	5	4	4	4	2	0	0	0	0	1	10	14	27.00	4.500										
54 Chris Perez, R ERA: 5.88	0.2	B	5	3	2	2	1	0	0	0	0	0	1	10	14	27.00	4.500										
59 Winston Abreu, R ERA: 11.25	0.1		5	3	4	4	1	1	0	0	0	0	2	17	29	108.00	12.000										
16 Tomo Ohka, R ERA: 5.85	1.2		5	0	0	0	1	0	0	0	0	0	0	9	16	0.00	0.000										



Batter	1	2	3	4	5	6	7	8	9	AB	R	H	RBI	BB	SO	LOB	TOP
13 Asdrúbal Cabrera, S OBP: 0.352, SLG: 0.406										4	0	1	0	0	2	0	<b>Cleveland Indians @ Chicago White Sox</b> U.S. Cellular Field, Chicago, IL Wed Jul 08 2009, 8:11 PM EDT Att: 26,772 - Drizzlie - 63 F
24 Grady Sizemore, L OBP: 0.322, SLG: 0.459										4	0	1	0	0	2	1	
41 Victor Martínez, S OBP: 0.376, SLG: 0.497										4	0	1	0	0	0	1	
17 Shin-Soo Choo, L OBP: 0.408, SLG: 0.493										3	0	0	0	1	2	2	
2 Jhonny Peralta, R OBP: 0.329, SLG: 0.376										4	1	1	1	0	0	3	
48 Travis Hafner, L OBP: 0.386, SLG: 0.565										3	0	1	0	0	2	0	
25 Ryan Garko, R OBP: 0.350, SLG: 0.427										3	0	1	0	0	1	0	
1 Luis Valbuena, L OBP: 0.269, SLG: 0.371										2	0	0	0	0	1	0	
11 Jamey Carroll, R OBP: 0.372, SLG: 0.541										1	0	0	0	0	0	2	
12 Ben Francisco, R OBP: 0.323, SLG: 0.393										3	0	0	0	0	2	0	
<b>Inning Stats</b>	R: 0 H: 2 E: 0 K: 2 S: 12	H: 0 R: 1 ER: 0 LOB: 2 BB: 0 P: 19	R: 0 H: 0 E: 0 K: 3 S: 11	H: 0 R: 0 ER: 0 LOB: 0 BB: 0 P: 15	R: 0 H: 0 E: 0 K: 1 S: 5	H: 0 R: 0 ER: 0 LOB: 0 BB: 1 P: 10	R: 0 H: 0 E: 0 K: 0 S: 4	H: 1 R: 0 ER: 0 LOB: 1 BB: 0 P: 10	R: 1 H: 3 E: 0 K: 2 S: 9	H: 0 R: 0 ER: 0 LOB: 0 BB: 0 P: 17	R: 0 H: 0 E: 0 K: 1 S: 10	H: 0 R: 0 ER: 0 LOB: 0 BB: 0 P: 16	1B: 5 2B: 0 3B: 0 HR: 1	SF: 0 SAC: 0 DP: 2 HBP: 0	WP: 0 PB: 0 SB: 1 CS: 0	PA: 32	
<b>PITCHER</b>	IP	WLS	BF	H	R	ER	SO	BB	IBB	HBP	BLK	WP	HR	S	P	ERA	
52 Jose Contreras, R ERA: 4.54	6.1	W	25	6	1	1	9	1	0	0	0	0	1	58	104	1.42	1.105
37 Matt Thornton, L ERA: 2.52	1.2	H	4	0	0	0	2	0	0	0	0	0	0	10	14	0.00	0.000
71 Scott Linebrink, R ERA: 1.99	1.0		3	0	0	0	1	0	0	0	0	0	0	10	16	0.00	0.000

Batter	1	2	3	4	5	6	7	8	9	AB	R	H	RBI	BB	SO	LOB	BOTTOM		
22 Scott Podsednik, L OBP: 0.368, SLG: 0.401										3	2	1	0	1	1	0	<b>Cleveland Indians @ Chicago White Sox</b> U.S. Cellular Field, Chicago, IL Wed Jul 08 2009, 8:11 PM EDT Att: 26,772 - Drizzlie - 63 F		
10 Alexei Ramirez, R OBP: 0.320, SLG: 0.421										4	2	2	0	0	0	1			
23 Jermaine Dye, R OBP: 0.368, SLG: 0.572										4	1	3	3	0	0	0			
14 Paul Konerko, R OBP: 0.356, SLG: 0.527										4	0	2	1	0	0	2			
5 Jayson Nix, R OBP: 0.291, SLG: 0.470										4	0	1	0	0	0	3			
15 Gordon Beckham, R OBP: 0.327, SLG: 0.406										3	0	0	1	0	0	0			
27 Ramón Castro, R OBP: 0.305, SLG: 0.410										3	0	0	0	1	1	2			
32 Brian Anderson, R OBP: 0.312, SLG: 0.305										4	0	0	0	0	1	1			
7 Josh Fields, R OBP: 0.308, SLG: 0.354										3	0	0	0	0	0	1			
<b>Inning Stats</b>	R: 1 H: 2 E: 0 K: 1 S: 12	H: 0 R: 0 ER: 0 LOB: 0 BB: 0 P: 17	R: 3 H: 4 E: 0 K: 0 S: 15	H: 4 R: 0 ER: 0 LOB: 2 BB: 1 P: 24	R: 0 H: 0 E: 0 K: 0 S: 5	H: 0 R: 0 ER: 0 LOB: 0 BB: 0 P: 6	R: 0 H: 0 E: 0 K: 0 S: 8	H: 1 R: 0 ER: 0 LOB: 1 BB: 0 P: 12	R: 0 H: 0 E: 0 K: 0 S: 9	H: 2 R: 0 ER: 0 LOB: 1 BB: 0 P: 18	R: 1 H: 2 E: 0 K: 0 S: 14	H: 0 R: 0 ER: 0 LOB: 0 BB: 0 P: 17	R: 0 H: 0 E: 0 K: 2 S: 9	H: 0 R: 0 ER: 0 LOB: 0 BB: 0 P: 14	1B: 8 2B: 1 3B: 0 HR: 0	SF: 1 SAC: 0 DP: 0 HBP: 0		WP: 0 PB: 0 SB: 0 CS: 0	PA: 35
<b>PITCHER</b>	IP	WLS	BF	H	R	ER	SO	BB	IBB	HBP	BLK	WP	HR	S	P	ERA		WHIP	
32 Aaron Laffey, L ERA: 4.24	6.0	L	27	7	4	4	7	2	0	0	0	0	0	56	90	6.00		1.500	
47 Jose Veras, R ERA: 5.87	1.0		5	2	1	1	0	0	0	0	0	0	0	14	17	9.00	2.000		
54 Chris Perez, R ERA: 5.67	1.0		3	0	0	0	2	0	0	0	0	0	0	9	14	0.00	0.000		







Batter	1	2	3	4	5	6	7	8	9	AB	R	H	RBI	BB	SO	LOB	TOP										
13 Asdrúbal Cabrera, S OBP: 0.359, SLG: 0.412										3	0	1	0	2	0	0	<b>Cleveland Indians @ Detroit Tigers</b> Comerica Park, Detroit, MI Fri Jul 10, 2009, 7:05 PM EDT Att: 35,592 - Cloudy - 80 F										
24 Grady Sizemore, L OBP: 0.321, SLG: 0.447										5	0	0	0	0	0	5											
41 Victor Martínez, S OBP: 0.375, SLG: 0.469										3	0	0	0	1	0	0											
12 Ben Francisco, R OBP: 0.324, SLG: 0.388										2	0	0	0	2	1	2											
17 Shin-Soo Choo, L OBP: 0.406, SLG: 0.484										4	0	1	0	0	0	4											
48 Travis Hafner, L OBP: 0.383, SLG: 0.555										4	0	0	0	0	1	3											
2 Jhonny Peralta, R OBP: 0.329, SLG: 0.378										3	1	1	1	1	1	1											
25 Ryan Garko, R OBP: 0.362, SLG: 0.450										4	0	1	0	0	0	2											
1 Luis Valbuena, L OBP: 0.269, SLG: 0.367										4	0	0	0	0	2	3											
10 Kelly Shoppach, R OBP: 0.323, SLG: 0.374										4	0	0	0	0	2	3											
<b>Inning Stats</b>	R: 0 E: 0 K: 0 S: 9	H: 0 LOB: 0 BB: 0 P: 14	R: 0 E: 0 K: 1 S: 10	H: 0 LOB: 1 BB: 1 P: 18	R: 0 E: 0 K: 0 S: 4	H: 0 LOB: 0 BB: 0 P: 7	R: 0 E: 0 K: 0 S: 8	H: 1 LOB: 2 BB: 1 P: 16	R: 1 E: 0 K: 1 S: 14	H: 2 LOB: 1 BB: 0 P: 24	R: 0 E: 0 K: 0 S: 7	H: 0 LOB: 0 BB: 0 P: 11	R: 0 E: 0 K: 2 S: 14	H: 1 LOB: 1 BB: 0 P: 20	R: 0 E: 0 K: 1 S: 6	H: 0 LOB: 3 BB: 2 P: 16	R: 0 E: 1 K: 0 S: 12	H: 0 LOB: 3 BB: 2 P: 28	1B: 2 2B: 1 HR: 1	SF: 0 SAC: 0 DP: 0 HBP: 0	WP: 1 PB: 1 SB: 0 CS: 0	PA: 38					
<b>PITCHER</b>	IP	WLS	BF	H	R	ER	SO	BB	IBB	HBP	BLK	WP	HR	S	P	ERA	WHIP										
36 Edwin Jackson, R ERA: 2.52	7.0	W	27	4	1	1	4	2	0	0	0	0	1	66	110	1.29	0.857										
54 Joel Zumaya, R ERA: 4.2	0.0		0	0	0	0	0	0	0	0	0	0	0	0	0	∞	∞										
44 Bobby Seay, L ERA: 3.0	1.0	H	5	0	0	0	1	2	0	0	0	1	0	6	16	0.00	2.000										
56 Fernando Rodney, R ERA: 3.92	1.0		6	0	0	0	0	2	0	0	0	0	0	12	28	0.00	2.000										

Batter	1	2	3	4	5	6	7	8	9	AB	R	H	RBI	BB	SO	LOB	BOTTOM										
25 Ryan Raburn, R OBP: 0.352, SLG: 0.491										3	0	0	0	0	2	0	<b>Cleveland Indians @ Detroit Tigers</b> Comerica Park, Detroit, MI Fri Jul 10, 2009, 7:05 PM EDT Att: 35,592 - Cloudy - 80 F										
14 Plácido Polanco, R OBP: 0.317, SLG: 0.396										2	1	0	0	2	0	0											
24 Miguel Cabrera, R OBP: 0.384, SLG: 0.538										4	0	1	0	0	0	3											
33 Marcus Thames, R OBP: 0.313, SLG: 0.530										4	1	1	2	0	2	3											
15 Brandon Inge, R OBP: 0.359, SLG: 0.497										4	1	1	0	0	2	0											
30 Magglio Ordonez, R OBP: 0.330, SLG: 0.343										3	1	1	0	0	0	0											
34 Clete Thomas, L OBP: 0.318, SLG: 0.420										1	0	1	0	0	0	0											
12 Gerald Laird, R OBP: 0.331, SLG: 0.371										3	1	1	1	1	2	1											
4 Adam Everett, R OBP: 0.318, SLG: 0.349										3	0	0	0	0	1	3											
13 Josh Anderson, L OBP: 0.289, SLG: 0.336										1	0	1	2	0	0	0											
28 Curtis Granderson, L OBP: 0.338, SLG: 0.459										1	0	0	0	0	0	0											
<b>Inning Stats</b>	R: 0 E: 0 K: 2 S: 13	H: 1 LOB: 1 BB: 0 P: 19	R: 3 E: 0 K: 2 S: 15	H: 4 LOB: 0 BB: 0 P: 20	R: 0 E: 0 K: 0 S: 7	H: 0 LOB: 0 BB: 0 P: 9	R: 0 E: 0 K: 1 S: 18	H: 0 LOB: 1 BB: 1 P: 28	R: 0 E: 0 K: 1 S: 13	H: 0 LOB: 2 BB: 1 P: 21	R: 0 E: 0 K: 2 S: 11	H: 0 LOB: 0 BB: 0 P: 14	R: 0 E: 0 K: 0 S: 8	H: 0 LOB: 0 BB: 0 P: 11	R: 2 E: 0 K: 1 S: 11	H: 2 LOB: 1 BB: 1 P: 18	1B: 4 2B: 2 3B: 0 HR: 1	SF: 0 SAC: 1 DP: 0 HBP: 1	WP: 0 PB: 0 SB: 0 CS: 0	PA: 34							
<b>PITCHER</b>	IP	WLS	BF	H	R	ER	SO	BB	IBB	HBP	BLK	WP	HR	S	P	ERA	WHIP										
31 Cliff Lee, L ERA: 3.47	7.0	L	28	5	3	3	8	2	0	0	0	0	1	85	122	3.86	1.000										
38 Joe Smith, R ERA: 4.59	1.0		6	2	2	2	1	1	0	0	0	0	1	11	18	18.00	3.000										

AB 32  
R 1  
H 4  
RBI 1  
BB 6  
SO 5  
LOB 20



AB 29  
R 5  
H 7  
RBI 5  
BB 3  
SO 9  
LOB 10









Batter	1	2	3	4	5	6	7	8	9	AB	R	H	RBI	BB	SO	LOB	TOP										
13 Adrúbal Cabrera, S OBP: 0.360, SLG: 0.411 11 Jamey Carroll, R OBP: 0.377, SLG: 0.338	F9		K			K	K		BB	3	0	0	0	0	2	1											
24 Grady Sizemore, L OBP: 0.324, SLG: 0.452	G4-6-3 1B		F7			L9		1B	P3	5	0	2	0	0	0	4											
41 Víctor Martínez, S OBP: 0.374, SLG: 0.495 8 Chris Gimenez, R OBP: 0.325, SLG: 0.429	G4-6-3			F9			1B	L5	P3	3	0	1	0	0	0	1											
17 Shin-Soo Choo, L OBP: 0.403, SLG: 0.479		K			K		F7			4	0	0	0	0	3	2											
48 Travis Hafner, L OBP: 0.389, SLG: 0.556	G4-3				1B			G3		3	0	1	0	1	0	1											
2 Jhonny Peralta, R OBP: 0.330, SLG: 0.380	1B				K					3	1	1	0	1	2	2											
25 Ryan Garko, R OBP: 0.354, SLG: 0.442	F9				F9				BB	4	0	1	0	0	1	2											
1 Luis Valbuena, L OBP: 0.274, SLG: 0.387			L8		F7				BB	4	0	1	0	0	1	2											
12 Ben Francisco, R OBP: 0.329, SLG: 0.385					F8				BB	1	0	0	0	3	0	0											
<b>Inning Stats</b>	R: 0 E: 0 K: 0 S: 6	H: 1 LOB: 0 BB: 0 P: 10	R: 0 E: 0 K: 1 S: 7	H: 1 LOB: 1 BB: 0 P: 9	R: 0 E: 1 K: 1 S: 10	H: 0 LOB: 1 BB: 1 P: 20	R: 0 E: 0 K: 2 S: 15	H: 1 LOB: 1 BB: 0 P: 24	R: 0 E: 0 K: 0 S: 7	H: 0 LOB: 0 BB: 0 P: 9	R: 0 E: 0 K: 1 S: 11	H: 1 LOB: 3 BB: 2 P: 15	R: 0 E: 0 K: 3 S: 17	H: 1 LOB: 2 BB: 2 P: 29	R: 0 E: 0 K: 1 S: 11	H: 1 LOB: 1 BB: 0 P: 15	R: 1 E: 0 K: 1 S: 13	H: 1 LOB: 3 BB: 3 P: 30	1B: 5 2B: 2 HR: 0	SF: 0 SAC: 0 HBP: 0	WP: 0 PB: 0 SB: 0 CS: 0	PA: 39					
<b>PITCHER</b>	IP	WLS	BF	H	R	ER	SO	BB	IBB	HBP	BLK	WP	HR	S	P	ERA	WHIP										
35 Justin Verlander, R ERA: 3.38	7.0	W	28	5	0	0	8	3	0	0	0	0	0	73	116	0.00	1.143										
44 Bobby Seay, L ERA: 2.89	1.0		4	1	0	0	1	0	0	0	0	0	0	11	15	0.00	1.000										
31 Zach Miner, R ERA: 4.93	0.1		5	1	1	1	1	3	0	0	0	0	0	8	21	27.00	12.000										
59 Fu-Te Ni, L ERA: 2.25	0.2		2	0	0	0	0	0	0	0	0	0	0	5	9	0.00	0.000										

Cleveland Indians @ Detroit Tigers  
Comerica Park, Detroit, MI  
Sun Jul 12 2009, 1:05 PM EDT  
Att: 39,680 - Sunny - 70 F

AB 33  
R 1  
H 7  
RBI 1  
BB 6  
SO 10  
LOB 22



Batter	1	2	3	4	5	6	7	8	9	AB	R	H	RBI	BB	SO	LOB	BOTTOM											
28 Curtis Granderson, L OBP: 0.338, SLG: 0.451	G1-6-3 BB		G3-1	F8		F8				4	0	1	0	1	0	3												
14 Plácido Polanco, R OBP: 0.312, SLG: 0.386 4 Adam Everett, R OBP: 0.318, SLG: 0.354	G1-6-3		L9		F9	F9		F8		5	0	0	0	0	0	4												
24 Miguel Cabrera, R OBP: 0.394, SLG: 0.542 25 Ryan Raburn, R OBP: 0.346, SLG: 0.496	G6-3				P4					3	1	1	0	0	0	0												
33 Marcus Thames, R OBP: 0.331, SLG: 0.544		3B 1B		34 HR				E6		4	3	4	1	0	0	0												
34 Clete Thomas, L OBP: 0.336, SLG: 0.472										4	2	3	5	0	0	2												
15 Brandon Inge, R OBP: 0.360, SLG: 0.515										4	2	2	3	0	0	1												
13 Josh Anderson, L OBP: 0.282, SLG: 0.327										4	0	0	0	0	0	1												
12 Gerald Laird, R OBP: 0.326, SLG: 0.364										4	1	1	0	0	2	1												
39 Ramon Santiago, S OBP: 0.308, SLG: 0.451										3	1	1	0	0	0	0												
<b>Inning Stats</b>	R: 0 E: 0 K: 0 S: 6	H: 2 LOB: 1 BB: 0 P: 13	R: 0 E: 0 K: 0 S: 7	H: 0 LOB: 0 BB: 0 P: 10	R: 4 E: 0 K: 1 S: 14	H: 3 LOB: 1 BB: 0 P: 25	R: 3 E: 0 K: 0 S: 12	H: 3 LOB: 0 BB: 0 P: 19	R: 2 E: 1 K: 0 S: 15	H: 4 LOB: 2 BB: 0 P: 21	R: 0 E: 0 K: 0 S: 7	H: 0 LOB: 0 BB: 0 P: 11	R: 0 E: 0 K: 1 S: 12	H: 1 LOB: 1 BB: 0 P: 16	1B: 8 2B: 1 3B: 1 HR: 3	SF: 0 SAC: 0 DP: 1 HBP: 2	WP: 0 PB: 0 SB: 0 CS: 0	PA: 39										
<b>PITCHER</b>	IP	WLS	BF	H	R	ER	SO	BB	IBB	HBP	BLK	WP	HR	S	P	ERA	WHIP											
16 Tomo Ohka, R ERA: 6.4	3.2	L	18	5	5	5	2	1	0	2	0	0	0	2	35	55	12.27	1.636										
20 Mike Gosling, L ERA: 8.0	1.1		7	3	3	3	0	0	0	0	0	0	1	14	23	20.25	2.250											
59 Winston Abreu, R ERA: 10.8	1.0		7	4	2	1	0	0	0	0	0	0	0	15	21	9.00	4.000											
54 Chris Perez, R ERA: 5.46	1.0		3	0	0	0	0	0	0	0	0	0	0	7	11	0.00	0.000											
63 Rafael Betancourt, R ERA: 3.45	1.0		4	1	0	0	1	0	0	0	0	0	0	12	16	0.00	1.000											

Cleveland Indians @ Detroit Tigers  
Comerica Park, Detroit, MI  
Sun Jul 12 2009, 1:05 PM EDT  
Att: 39,680 - Sunny - 70 F

AB 36  
R 10  
H 13  
RBI 9  
BB 1  
SO 3  
LOB 13





Batter	1	2	3	4	5	6	7	8	9	AB	R	H	RBI	BB	SO	LOB	TOP
51 Ichiro Suzuki, L (1,9) OBP: 0.392, SLG: 0.478										4	0	1	0	0	0	0	Seattle Mariners @ Cleveland Indians Progressive Field, Cleveland, OH Thu Jul 16 2009, 7:05 PM EDT Att: 22,371 - Clear - 75 F
30 Russell Branyan, L (1,3) OBP: 0.381, SLG: 0.572										4	0	1	0	0	2	1	
4 Jose Lopez, R (1,4) OBP: 0.290, SLG: 0.429										4	0	2	0	0	0	2	
24 Ken Griffey Jr., L (1,10) OBP: 0.337, SLG: 0.397										4	0	0	0	0	1	3	
21 Franklin Gutierrez, R (1,8) OBP: 0.355, SLG: 0.446										4	0	1	0	0	0	1	
12 Ryan Langerhans, L (1,7) OBP: 0.340, SLG: 0.368										3	0	0	0	0	0	2	
13 Chris Shelton, R (9,PH) OBP: 0.333, SLG: 0.333										1	0	0	0	0	0	0	
2 Kenji Johjima, R (1,2) OBP: 0.299, SLG: 0.385										4	0	3	0	0	0	1	
6 Chris Woodward, R (1,5) OBP: 0.310, SLG: 0.283										4	0	0	0	0	3	3	
3 Ronny Cedeno, R (1,6) OBP: 0.229, SLG: 0.322										3	1	1	1	0	0	1	
<b>Inning Stats</b>	R: 0 H: 1 E: 0 K: 0 S: 8	H: 1 LOB: 1 BB: 0 P: 15	R: 0 H: 1 E: 0 K: 0 S: 8	H: 1 LOB: 1 BB: 0 P: 13	R: 0 H: 1 E: 0 K: 0 S: 10	H: 1 LOB: 1 BB: 0 P: 12	R: 1 H: 1 E: 0 K: 2 S: 11	H: 1 LOB: 0 BB: 0 P: 7	R: 0 H: 1 E: 0 K: 1 S: 10	H: 1 LOB: 1 BB: 0 P: 16	R: 0 H: 1 E: 0 K: 1 S: 10	H: 1 LOB: 1 BB: 0 P: 11	1B: 6 2B: 2 3B: 0 HR: 1	SF: 0 SAC: 0 DP: 1 HBP: 0	WP: 0 PB: 0 SB: 0 CS: 0	PA: 35	
<b>PITCHER</b> 31 Cliff Lee, L (1,1) ERA: 3.31	IP: 9.0 WLS: W BF: 35 H: 9 R: 1 ER: 1 SO: 6 BB: 0 IBB: 0 HBP: 0 BLK: 0 WP: 0 HR: 1 S: 82 P: 112 ERA: 1.00 WHIP: 1.000																

Batter	1	2	3	4	5	6	7	8	9	AB	R	H	RBI	BB	SO	LOB	BOTTOM
24 Grady Sizemore, L (1,8) OBP: 0.325, SLG: 0.451										5	1	2	1	0	0	2	Seattle Mariners @ Cleveland Indians Progressive Field, Cleveland, OH Thu Jul 16 2009, 7:05 PM EDT Att: 22,371 - Clear - 75 F
13 Asdrubal Cabrera, S (1,6) OBP: 0.362, SLG: 0.416										4	0	2	1	0	0	2	
17 Shin-Soo Choo, L (1,9) OBP: 0.401, SLG: 0.476										4	1	1	0	0	1	4	
41 Victor Martinez, S (1,3) OBP: 0.372, SLG: 0.480										3	0	0	0	1	2	2	
48 Travis Hafner, L (1,10) OBP: 0.398, SLG: 0.555										2	0	1	0	2	0	1	
2 Jhonny Peralta, R (1,5) OBP: 0.332, SLG: 0.381										4	0	2	1	0	0	1	
12 Ben Francisco, R (1,7) OBP: 0.325, SLG: 0.379										4	1	0	0	0	0	4	
11 Jamey Carroll, R (1,4) OBP: 0.373, SLG: 0.343										4	1	1	1	0	0	1	
10 Kelly Shoppach, R (1,2) OBP: 0.326, SLG: 0.373										3	0	1	0	1	1	1	
<b>Inning Stats</b>	R: 1 H: 2 E: 0 K: 1 S: 13	H: 2 LOB: 1 BB: 1 P: 25	R: 2 H: 2 E: 1 K: 0 S: 15	H: 2 LOB: 1 BB: 1 P: 28	R: 0 H: 2 E: 0 K: 1 S: 10	H: 0 LOB: 0 BB: 0 P: 13	R: 1 H: 1 E: 1 K: 1 S: 11	H: 2 LOB: 2 BB: 0 P: 19	R: 0 H: 1 E: 0 K: 0 S: 7	H: 0 LOB: 0 BB: 0 P: 9	R: 0 H: 0 E: 1 K: 1 S: 8	H: 0 LOB: 1 BB: 0 P: 10	1B: 8 2B: 3 3B: 0 HR: 0	SF: 0 SAC: 0 DP: 3 HBP: 0	WP: 2 PB: 0 SB: 0 CS: 2	PA: 37	
<b>PITCHER</b> 49 Garrett Olson, L (1,1) ERA: 4.53	IP: 2.2 WLS: L BF: 14 H: 5 R: 3 ER: 2 SO: 2 BB: 3 IBB: 0 HBP: 0 BLK: 0 WP: 0 HR: 0 S: 34 P: 69 ERA: 6.75 WHIP: 3.000																
41 Chris Jakubauskas, R (3,1) ERA: 5.4	2.1 11 2 1 0 1																
23 Shawn Kelley, R (6,1) ERA: 5.52	1.0 5 2 0 0																
48 Roy Corcoran, R (7,1) ERA: 6.5	1.0 3 1 0 0																
57 Mark Lowe, R (8,1) ERA: 3.16	1.0 4 0 0 0																







Batter	1	2	3	4	5	6	7	8	9	AB	R	H	RBI	BB	SO	LOB	TOP					
51 Ichiro Suzuki, L (1, 9) OBP: 0.391, SLG: 0.474	F7		G5-3		SH5-3		BB			2	0	0	0	1	0	1	<b>Seattle Mariners @ Cleveland Indians</b> Progressive Field, Cleveland, OH Sat Jul 18 2009, 7:05 PM EDT Att: 24,893 - Cloudy - 70 F					
30 Russell Branyan, L (1, 3) OBP: 0.374, SLG: 0.560	G4-3				SF8		K			3	0	1	1	0	1	1						
4 Jose Lopez, R (1, 4) OBP: 0.294, SLG: 0.436 16 Josh Wilson, R (9, 4) OBP: 0.243, SLG: 0.197	G6-3		F9					K		4	0	1	0	0	1	2						
24 Ken Griffey Jr., L (1, 10) OBP: 0.333, SLG: 0.388		F9		21 HR	L8			G4-3		3	1	0	0	1	0	1						
21 Franklin Gutierrez, R (1, 8) OBP: 0.354, SLG: 0.461		32 S		HR				G6-3		3	1	1	2	0	0	0						
32 Rob Johnson, R (1, 2) OBP: 0.286, SLG: 0.340		L8		K				G4-3		4	0	1	0	0	1	1						
7 Jack Hannahan, L (1, 5) OBP: 0.270, SLG: 0.288		F7		G4-3				F8		4	0	0	0	0	1	2						
25 Wladimir Balentien, R (1, 7) OBP: 0.266, SLG: 0.345			30 1B	3 SH1-3	F7			G4-3		3	0	0	0	1	1	1						
3 Ronny Cedeno, R (1, 6) OBP: 0.238, SLG: 0.333			SH1-3			51 SH5-3	30 SF8	F9		3	1	1	0	0	1	1						
<b>Inning Stats</b>	R: 0 E: 0 K: 0 S: 7	H: 0 LOB: 0 BB: 0 P: 12	R: 0 E: 0 K: 0 S: 8	H: 0 LOB: 1 BB: 0 P: 17	R: 0 E: 0 K: 0 S: 8	H: 1 LOB: 2 BB: 1 P: 15	R: 2 E: 0 K: 1 S: 11	H: 1 LOB: 0 BB: 1 P: 18	R: 1 E: 0 K: 0 S: 9	H: 2 LOB: 1 BB: 0 P: 10	R: 0 E: 0 K: 0 S: 9	H: 0 LOB: 0 BB: 0 P: 13	R: 0 E: 0 K: 1 S: 10	H: 0 LOB: 1 BB: 1 P: 15	R: 0 E: 0 K: 3 S: 12	H: 0 LOB: 0 BB: 0 P: 14	R: 0 E: 0 K: 3 S: 15	H: 1 LOB: 1 BB: 0 P: 19	1B: 3 2B: 1 3B: 0 HR: 1	SF: 1 SAC: 2 DP: 0 HBP: 1	WP: 0 PB: 0 SB: 2 CS: 0	PA: 36
<b>PITCHER</b>	IP WLS BF H R ER SO BB IBB HBP BLK WP HR S P ERA WHIP																					
16 Tomo Ohka, R (1, 1) ERA: 5.95	7.0 L 29 4 3 3 2 3 0 1 0 0 0 1 62 100 3.86 1.000																					
63 Rafael Betancourt, R (8, 1) ERA: 3.34	1.0 3 0 0 0 1 0 0 0 0 0 0 0 12 14 0.00 0.000																					
34 Kerry Wood, R (9, 1) ERA: 5.12	1.0 4 1 0 0 3 0 0 0 0 0 0 0 15 19 0.00 1.000																					

Batter	1	2	3	4	5	6	7	8	9	AB	R	H	RBI	BB	SO	LOB	BOTTOM					
24 Grady Sizemore, L (1, 8) OBP: 0.323, SLG: 0.456	P6			F7		F7		G3		4	0	0	0	0	0	1	<b>Seattle Mariners @ Cleveland Indians</b> Progressive Field, Cleveland, OH Sat Jul 18 2009, 7:05 PM EDT Att: 24,893 - Cloudy - 70 F					
13 Asdrubal Cabrera, S (1, 6) OBP: 0.359, SLG: 0.413	F8							F7		4	0	2	0	0	0	0						
17 Shin-Soo Choo, L (1, 9) OBP: 0.395, SLG: 0.468	K			1B		1B		F7		4	0	0	0	0	2	3						
41 Victor Martinez, S (1, 2) OBP: 0.370, SLG: 0.475				F7				G4-3		4	1	2	0	0	0	1						
48 Travis Hafner, L (1, 10) OBP: 0.396, SLG: 0.545								F8		4	0	2	0	0	0	0						
2 Jhonny Peralta, R (1, 5) OBP: 0.326, SLG: 0.373				1B		1B		F8		4	0	0	0	0	0	3						
25 Ryan Garko, R (1, 3) OBP: 0.350, SLG: 0.435				G6-4-3				L8		3	0	0	0	0	1	2						
11 Jamey Carroll, R (1, 4) OBP: 0.379, SLG: 0.349				F7		K		F8		3	0	2	1	0	0	0						
12 Ben Francisco, R (1, 7) OBP: 0.318, SLG: 0.371				F7				L8		3	0	0	0	0	0	3						
<b>Inning Stats</b>	R: 0 E: 0 K: 1 S: 9	H: 0 LOB: 0 BB: 0 P: 17	R: 0 E: 0 K: 0 S: 7	H: 2 LOB: 0 BB: 0 P: 10	R: 0 E: 0 K: 0 S: 9	H: 0 LOB: 0 BB: 0 P: 13	R: 0 E: 0 K: 1 S: 12	H: 1 LOB: 0 BB: 0 P: 20	R: 0 E: 0 K: 1 S: 7	H: 0 LOB: 0 BB: 0 P: 10	R: 0 E: 0 K: 0 S: 14	H: 2 LOB: 2 BB: 0 P: 22	R: 1 E: 0 K: 0 S: 13	H: 3 LOB: 2 BB: 0 P: 17	R: 0 E: 0 K: 0 S: 10	H: 0 LOB: 0 BB: 0 P: 16	R: 0 E: 0 K: 0 S: 4	H: 0 LOB: 0 BB: 0 P: 9	1B: 8 2B: 0 3B: 0 HR: 0	SF: 0 SAC: 0 DP: 1 HBP: 0	WP: 0 PB: 0 SB: 0 CS: 0	PA: 33
<b>PITCHER</b>	IP WLS BF H R ER SO BB IBB HBP BLK WP HR S P ERA WHIP																					
56 Jarrod Washburn, L (1, 1) ERA: 2.87	6.2 W 26 8 1 1 3 0 0 0 0 0 0 0 13 20 0.00 0.000																					
46 Sean White, R (7, 1) ERA: 2.55	1.1 H 4 0 0 0 0 0 0 0 0 0 0 0 4 9 0.00 0.000																					
53 David Aardsma, R (9, 1) ERA: 1.87	1.0 S 3 0 0 0 0 0 0 0 0 0 0 0 4 9 0.00 0.000																					













Batter	1	2	3	4	5	6	7	8	9	AB	R	H	RBI	BB	SO	LOB	TOP			
24 Grady Sizemore, L (1, 8) OBP: 0.323, SLG: 0.441										4	1	0	0	1	1	1				
13 Asdrúbal Cabrera, S (1, 6) OBP: 0.359, SLG: 0.417										4	0	1	0	1	0	1				
41 Victor Martínez, S (1, 2) OBP: 0.371, SLG: 0.475										5	0	2	0	0	1	3				
48 Travis Hafner, L (1, 10) OBP: 0.380, SLG: 0.516										5	1	1	1	0	0	5				
2 Jhonny Peralta, R (1, 5) OBP: 0.327, SLG: 0.369										5	1	1	1	0	1	2				
25 Ryan Garko, R (1, 3) OBP: 0.361, SLG: 0.446										3	1	3	0	0	0	0				
12 Ben Francisco, R (1, 7) OBP: 0.324, SLG: 0.385										2	1	1	1	2	0	1				
1 Luis Valbuena, L (1, 4) OBP: 0.279, SLG: 0.396										4	1	1	3	0	1	5				
8 Chris Gimenez, R (1, 9) OBP: 0.318, SLG: 0.395										3	0	0	0	1	1	1				
<b>Inning Stats</b>	R: 1 E: 0 K: 0 S: 8	H: 1 LOB: 1 BB: 1 P: 19	R: 0 E: 0 K: 0 S: 9	H: 1 LOB: 1 BB: 1 P: 14	R: 0 E: 0 K: 1 S: 17	H: 0 LOB: 1 BB: 1 P: 25	R: 0 E: 0 K: 0 S: 8	H: 1 LOB: 2 BB: 1 P: 16	R: 3 E: 0 K: 1 S: 14	H: 2 LOB: 0 BB: 1 P: 25	R: 2 E: 0 K: 2 S: 14	H: 3 LOB: 2 BB: 0 P: 21	R: 0 E: 0 K: 1 S: 7	H: 0 LOB: 0 BB: 0 P: 10	R: 0 E: 0 K: 0 S: 7	H: 1 LOB: 0 BB: 0 P: 10	1B: 6 2B: 3 3B: 0 HR: 1	SF: 0 SAC: 0 DP: 2 HBP: 1	WP: 1 PB: 0 SB: 0 CS: 0	PA: 41
<b>PITCHER</b>	IP WLS BF H R ER SO BB IBB HBP BLK WP HR S P ERA WHIP																			
24 Ricky Romero, L (1, 1) ERA: 3.44	5.1 W 26 6 4 4 2 5 0 0 0 0 1 1 61 104 6.75 2.062																			
39 Jesse Carlson, L (6, 1) ERA: 5.19	1.1 H 6 2 2 2 1 0 0 0 0 0 0 0 13 20 13.50 1.500																			
22 Brandon League, R (7, 1) ERA: 4.8	1.1 6 1 0 0 2 0 0 0 1 0 0 0 0 12 16 0.00 0.750																			
54 Jason Frasor, R (9, 1) ERA: 2.31	1.0 3 1 0 0 0 0 0 0 0 0 0 0 7 10 0.00 1.000																			

Cleveland Indians @ Toronto Blue Jays  
Rogers Centre, Toronto, ON  
Wed Jul 22 2009, 7:07 PM EDT  
Att: 18,375 - Cloudy - 66 F

AB 35  
R 6  
H 10  
RBI 6  
BB 5  
SO 5  
LOB 19



Batter	1	2	3	4	5	6	7	8	9	AB	R	H	RBI	BB	SO	LOB	BOTTOM			
19 Marco Scutaro, R (1, 6) OBP: 0.384, SLG: 0.430										4	2	2	4	1	0	0				
2 Aaron Hill, R (1, 4) OBP: 0.326, SLG: 0.480										4	2	1	1	1	0	2				
26 Adam Lind, L (1, 10) OBP: 0.371, SLG: 0.553										5	1	1	1	0	1	2				
33 Scott Rolen, R (1, 5) OBP: 0.376, SLG: 0.473										4	1	1	1	0	1	0				
35 Lyle Overbay, L (1, 3) OBP: 0.380, SLG: 0.469										2	0	1	1	2	1	0				
10 Vernon Wells, R (1, 8) OBP: 0.309, SLG: 0.413										4	1	1	1	0	1	3				
15 Alex Rios, R (1, 9) OBP: 0.322, SLG: 0.421										3	2	1	1	1	0	1				
17 David Dellucci, L (1, 7) OBP: 0.270, SLG: 0.246										2	1	0	0	1	0	0				
19 José Bautista, R (8, 7) OBP: 0.391, SLG: 0.353										1	0	0	0	0	0	0				
13 Raul Chavez, R (1, 2) OBP: 0.260, SLG: 0.358										2	0	0	0	1	1	0				
<b>Inning Stats</b>	R: 0 E: 0 K: 1 S: 8	H: 0 LOB: 0 BB: 0 P: 14	R: 1 E: 0 K: 1 S: 9	H: 1 LOB: 0 BB: 0 P: 12	R: 0 E: 0 K: 0 S: 5	H: 0 LOB: 0 BB: 0 P: 10	R: 1 E: 0 K: 1 S: 11	H: 1 LOB: 1 BB: 1 P: 19	R: 5 E: 0 K: 1 S: 24	H: 5 LOB: 1 BB: 1 P: 40	R: 3 E: 0 K: 0 S: 14	H: 1 LOB: 0 BB: 2 P: 26	R: 0 E: 0 K: 1 S: 11	H: 0 LOB: 1 BB: 1 P: 21	R: 0 E: 0 K: 0 S: 8	H: 0 LOB: 2 BB: 2 P: 19	1B: 1 2B: 2 3B: 0 HR: 5	SF: 0 SAC: 1 DP: 0 HBP: 0	WP: 0 PB: 0 SB: 0 CS: 0	PA: 39
<b>PITCHER</b>	IP WLS BF H R ER SO BB IBB HBP BLK WP HR S P ERA WHIP																			
44 Carl Pavano, R (1, 1) ERA: 5.48	4.2 L 23 7 7 7 4 2 0 0 0 0 0 0 1 16 31 20.25 2.250																			
47 Jose Veras, R (5, 1) ERA: 6.42	1.1 7 1 3 3 0 2 0 0 0 0 0 0 1 16 31 20.25 2.250																			
54 Chris Perez, R (7, 1) ERA: 5.1	1.0 4 0 0 0 1 1 0 0 0 0 0 0 11 21 0.00 1.000																			
20 Mike Gosling, L (8, 1) ERA: 7.2	1.0 5 0 0 0 0 2 0 0 0 0 0 0 8 19 0.00 2.000																			

Cleveland Indians @ Toronto Blue Jays  
Rogers Centre, Toronto, ON  
Wed Jul 22 2009, 7:07 PM EDT  
Att: 18,375 - Cloudy - 66 F

AB 31  
R 10  
H 8  
RBI 10  
BB 7  
SO 5  
LOB 8





Batter	1	2	3	4	5	6	7	8	9	AB	R	H	RBI	BB	SO	LOB	TOP						
24 Grady Sizemore, L OBP: 0.322, SLG: 0.437	G4-3		G3		F7	K			1B	5	0	1	0	0	1	3	<b>Cleveland Indians @ Toronto Blue Jays</b> Rogers Centre, Toronto, ON Thu Jul 23 2009, 12:37 PM EDT Att: 32,061 - Roof Closed - 68 F						
13 Asdrúbal Cabrera, S OBP: 0.356, SLG: 0.413	F9			1B	E5		F8		G4-3	5	2	1	0	0	0	2							
17 Shin-Soo Choo, L OBP: 0.394, SLG: 0.466	K			HBP	G4-3		G5-3			3	1	1	2	0	1	0							
41 Victor Martinez, S OBP: 0.370, SLG: 0.471		K		BB	G4-3		G6-3			3	0	0	1	1	1	0							
2 Jhonny Peralta, R OBP: 0.329, SLG: 0.369		BB		K	K				1B	3	0	1	0	1	2	3							
25 Ryan Garko, R OBP: 0.359, SLG: 0.440	G6-4-3			K					K	3	0	0	0	0	2	5							
12 Ben Francisco, R OBP: 0.326, SLG: 0.384			F9		BB				G4-6-3	3	1	1	1	1	0	1							
11 Jamey Carroll, R OBP: 0.379, SLG: 0.342				K			FC3-5		G5-3	3	0	0	0	1	1	5							
8 Chris Gimenez, R OBP: 0.313, SLG: 0.381			K			1B	G6-3		F9	4	1	1	1	0	1	2							
<b>Inning Stats</b>	R: 0 E: 0 K: 1 S: 9	H: 0 LOB: 0 BB: 0 P: 15	R: 0 E: 0 K: 1 S: 9	H: 0 LOB: 0 BB: 1 P: 15	R: 0 E: 0 K: 1 S: 10	H: 0 LOB: 1 BB: 2 P: 17	R: 1 E: 0 K: 3 S: 18	H: 1 LOB: 3 BB: 2 P: 34	R: 3 E: 1 K: 1 S: 11	H: 2 LOB: 0 BB: 0 P: 16	R: 1 E: 1 K: 1 S: 11	H: 1 LOB: 1 BB: 0 P: 21	R: 0 E: 0 K: 0 S: 7	H: 0 LOB: 0 BB: 0 P: 11	R: 0 E: 0 K: 1 S: 8	H: 1 LOB: 1 BB: 0 P: 11	R: 0 E: 0 K: 0 S: 11	H: 1 LOB: 1 BB: 0 P: 14	1B: 5 2B: 0 3B: 1 HR: 0	SF: 0 SAC: 0 DP: 2 HBP: 2	WP: 0 PB: 0 SB: 1 CS: 0	PA: 38	
<b>PITCHER</b>	IP WLS BF ERA WHIP	WLS BF ERA WHIP	IP WLS BF ERA WHIP	WLS BF ERA WHIP	IP WLS BF ERA WHIP	IP WLS BF ERA WHIP	IP WLS BF ERA WHIP	IP WLS BF ERA WHIP	IP WLS BF ERA WHIP	IP WLS BF ERA WHIP	IP WLS BF ERA WHIP	IP WLS BF ERA WHIP	IP WLS BF ERA WHIP	IP WLS BF ERA WHIP	IP WLS BF ERA WHIP	IP WLS BF ERA WHIP	IP WLS BF ERA WHIP	IP WLS BF ERA WHIP	IP WLS BF ERA WHIP	IP WLS BF ERA WHIP	IP WLS BF ERA WHIP	IP WLS BF ERA WHIP	IP WLS BF ERA WHIP
34 Marc Rzepczynski, L ERA: 2.82	4.1	L	21	3	4	2	6	4	0	1	0	0	0	0	53	92	4.15	1.615					
57 Shawn Camp, R ERA: 3.33	1.2		7	1	1	0	2	0	0	1	0	0	0	15	26	0.00	0.600						
49 Jeremy Accardo, R ERA: 2.45	2.0		6	1	0	0	1	0	0	0	0	0	0	15	22	0.00	0.500						
54 Jason Frasor, R ERA: 2.25	1.0		4	1	0	0	0	0	0	0	0	0	0	11	14	0.00	1.000						

AB	32
R	5
H	6
RBI	5
BB	4
SO	9
LOB	21



Batter	1	2	3	4	5	6	7	8	9	AB	R	H	RBI	BB	SO	LOB	BOTTOM						
19 Marco Scutaro, R OBP: 0.383, SLG: 0.431	F8		G4-3		2B		G4-6-3			4	1	1	0	0	0	1	<b>Cleveland Indians @ Toronto Blue Jays</b> Rogers Centre, Toronto, ON Thu Jul 23 2009, 12:37 PM EDT Att: 32,061 - Roof Closed - 68 F						
2 Aaron Hill, R OBP: 0.325, SLG: 0.486	G4-3		P2		HR				G4-3	4	1	1	2	0	0	0							
26 Adam Lind, L OBP: 0.372, SLG: 0.554				2B	K				K	3	1	1	0	1	2	0							
15 Kevin Millar, R OBP: 0.309, SLG: 0.387	G5-3			2B			G6-3		HR	4	1	2	2	0	0	1							
10 Vernon Wells, R OBP: 0.308, SLG: 0.414		G5-3		P4					G1-3	4	0	1	0	0	0	1							
15 Alex Rios, R OBP: 0.324, SLG: 0.423			2B		K		G1-3			3	0	1	0	0	1	2							
19 José Bautista, R OBP: 0.373, SLG: 0.344		G3		P4			F9		F9	4	0	0	0	0	0	4							
20 Rod Barajas, R OBP: 0.278, SLG: 0.396	G5-3				K				P3	4	0	0	0	0	1	2							
6 John McDonald, R OBP: 0.297, SLG: 0.405			G5-3						K	3	0	1	0	0	0	0							
35 Lyle Overbay, L OBP: 0.379, SLG: 0.467					P6				1B	1	0	0	0	0	1	1							
<b>Inning Stats</b>	R: 0 E: 0 K: 0 S: 7	H: 0 LOB: 1 BB: 1 P: 11	R: 0 E: 0 K: 0 S: 11	H: 1 LOB: 0 BB: 0 P: 18	R: 0 E: 0 K: 0 S: 5	H: 0 LOB: 0 BB: 0 P: 9	R: 1 E: 0 K: 1 S: 14	H: 2 LOB: 1 BB: 0 P: 21	R: 2 E: 0 K: 2 S: 16	H: 2 LOB: 0 BB: 0 P: 20	R: 0 E: 0 K: 0 S: 6	H: 1 LOB: 1 BB: 0 P: 11	R: 0 E: 0 K: 0 S: 4	H: 1 LOB: 0 BB: 0 P: 5	R: 1 E: 0 K: 1 S: 9	H: 1 LOB: 0 BB: 0 P: 12	R: 0 E: 0 K: 1 S: 9	H: 0 LOB: 1 BB: 0 P: 16	1B: 1 2B: 5 3B: 0 HR: 2	SF: 0 SAC: 0 DP: 1 HBP: 1	WP: 0 PB: 0 SB: 3 CS: 0	PA: 36	
<b>PITCHER</b>	IP WLS BF ERA WHIP	IP WLS BF ERA WHIP	IP WLS BF ERA WHIP	IP WLS BF ERA WHIP	IP WLS BF ERA WHIP	IP WLS BF ERA WHIP	IP WLS BF ERA WHIP	IP WLS BF ERA WHIP	IP WLS BF ERA WHIP	IP WLS BF ERA WHIP	IP WLS BF ERA WHIP	IP WLS BF ERA WHIP	IP WLS BF ERA WHIP	IP WLS BF ERA WHIP	IP WLS BF ERA WHIP	IP WLS BF ERA WHIP	IP WLS BF ERA WHIP	IP WLS BF ERA WHIP	IP WLS BF ERA WHIP	IP WLS BF ERA WHIP	IP WLS BF ERA WHIP	IP WLS BF ERA WHIP	IP WLS BF ERA WHIP
28 David Huff, L ERA: 6.39	7.2	W	31	8	4	4	4	1	0	0	0	0	0	0	69	103	4.70	1.174					
36 Joe Smith, R ERA: 4.15	0.1	H	1	0	0	0	0	0	0	3	4	0.00	0.000										
34 Kerry Wood, R ERA: 5.08	1.0	S	4	0	0	0	1	0	0	9	16	0.00	0.000										



Batter	1	2	3	4	5	6	7	8	9	AB	R	H	RBI	BB	SO	LOB	TOP			
24 Grady Sizemore, L OBP: 0.320, SLG: 0.431	G4-3	FC6-4			F8		G4-3		BB	4	1	0	0	1	0	2				
13 Asdrúbal Cabrera, S OBP: 0.354, SLG: 0.469	K		F9			G6-3		F8	BB	5	0	1	0	0	1	0				
17 Shin-Soo Choo, L OBP: 0.392, SLG: 0.461			G4-3			G4-3		K	K	4	0	0	0	0	2	2				
41 Victor Martínez, S OBP: 0.368, SLG: 0.467	P4		G4-3			K		G3-1	BB	5	0	1	1	0	1	1				
2 Jhonny Peralta, R OBP: 0.332, SLG: 0.372		25 SF7 12 1B			F8				BB	5	3	3	0	0	0	2				
48 Travis Hafner, L OBP: 0.368, SLG: 0.535	L7		G6-3			G6-3		HR	BB	4	2	2	2	0	0	1				
25 Ryan Garko, R OBP: 0.362, SLG: 0.459			L4			L4		F9	HR	4	1	2	3	0	0	0				
11 Jamey Carroll, R OBP: 0.381, SLG: 0.361			24 FC6-4 BB			G5-3		L7	HR	3	1	1	1	1	0	0				
12 Ben Francisco, R OBP: 0.325, SLG: 0.394	SF7		F9			F9		HR	HR	3	1	1	2	0	0	0				
<b>Inning Stats</b>	R: 0 E: 0 K: 1 S: 6	H: 0 LOB: 1 BB: 0 P: 8	R: 1 E: 0 K: 0 S: 11	H: 2 LOB: 2 BB: 1 P: 21	R: 0 E: 0 K: 0 S: 10	H: 0 LOB: 0 BB: 0 P: 14	R: 0 E: 0 K: 0 S: 6	H: 0 LOB: 0 BB: 0 P: 9	R: 0 E: 0 K: 0 S: 5	H: 0 LOB: 0 BB: 0 P: 13	R: 3 E: 0 K: 0 S: 13	H: 3 LOB: 0 BB: 0 P: 17	R: 0 E: 0 K: 1 S: 8	H: 0 LOB: 0 BB: 0 P: 10	R: 5 E: 0 K: 1 S: 22	H: 6 LOB: 2 BB: 1 P: 38	1B: 6 2B: 1 3B: 0 HR: 4	SF: 1 SAC: 0 DP: 0 HBP: 1	WP: 0 PB: 0 SB: 0 CS: 0	PA: 41
<b>PITCHER</b>	IP WLS BF H R ER SO	IP WLS BF H R ER SO	IP WLS BF H R ER SO	IP WLS BF H R ER SO	IP WLS BF H R ER SO	IP WLS BF H R ER SO	IP WLS BF H R ER SO	IP WLS BF H R ER SO	IP WLS BF H R ER SO	IP WLS BF H R ER SO	IP WLS BF H R ER SO	IP WLS BF H R ER SO	IP WLS BF H R ER SO	IP WLS BF H R ER SO	IP WLS BF H R ER SO	IP WLS BF H R ER SO	BB IBB HBP BLK	WP HR S P	ERA WHIP	ERA WHIP
18 Ryan Rowland-Smith, L ERA: 3.48	7.0	L	28	5	4	4	2	1	0	1	0	0	0	2	59	91	5.14	0.857		
23 Shawn Kelley, R ERA: 5.09	1.0		3	0	0	0	1	0	0	0	0	0	0	0	10	0.00	0.000			
43 Miguel Batista, R ERA: 4.13	0.2		9	6	5	5	1	1	0	0	0	0	0	2	18	31	67.50	10.500		
41 Chris Jakubauskas, R ERA: 5.23	0.1		1	0	0	0	0	0	0	0	0	0	0	0	4	7	0.00	0.000		

Cleveland Indians @ Seattle Mariners  
Safeco Field, Seattle, WA  
Fri Jul 24, 2009, 7:10 PM PDT  
Att: 34,802 - Clear - 70 F


AB 37  
R 9  
H 11  
RBI 9  
BB 2  
SO 4  
LOB 8



Batter	1	2	3	4	5	6	7	8	9	AB	R	H	RBI	BB	SO	LOB	BOTTOM					
51 Ichiro Suzuki, L OBP: 0.390, SLG: 0.472	G3-5-1 1B		K			F7		F9		4	0	1	0	0	1	1						
30 Russell Brantley, L OBP: 0.368, SLG: 0.555	G3-5-1 1-2		G4-6-3 BB			K		K	BB	3	0	0	0	1	2	1						
4 Jose Lopez, R OBP: 0.295, SLG: 0.435	21 BB 13 BB 1B		G4-6-3 1-2			F9		F9	BB	4	0	1	0	0	0	1						
13 Chris Shelton, R OBP: 0.250, SLG: 0.273	21 BB 1-2		G4-3			G4-3		K	K	3	0	0	0	1	2	0						
21 Franklin Gutierrez, R OBP: 0.353, SLG: 0.455	1-2		F9			L6		L6		2	0	0	0	1	0	0						
12 Ryan Langerhans, L OBP: 0.343, SLG: 0.386	G4-3		K			K		K	BB	3	0	0	0	0	2	3						
2 Kenji Johjima, R OBP: 0.299, SLG: 0.380		G6-3 1B				G6-3		K		3	0	1	0	0	1	0						
7 Jack Hannahan, L OBP: 0.282, SLG: 0.340		K				G1-3		FC1-4 1B		3	0	1	0	0	1	1						
3 Ronny Cedeno, R OBP: 0.232, SLG: 0.318		G6-3				K		FC1-4 1-2		3	0	0	0	0	1	2						
<b>Inning Stats</b>	R: 0 E: 0 K: 0 S: 12	H: 2 LOB: 3 BB: 2 P: 26	R: 0 E: 0 K: 1 S: 10	H: 1 LOB: 0 BB: 0 P: 13	R: 0 E: 0 K: 1 S: 5	H: 0 LOB: 0 BB: 1 P: 9	R: 0 E: 0 K: 1 S: 9	H: 0 LOB: 0 BB: 0 P: 14	R: 0 E: 0 K: 1 S: 12	H: 0 LOB: 0 BB: 0 P: 15	R: 0 E: 0 K: 1 S: 8	H: 0 LOB: 0 BB: 0 P: 13	R: 0 E: 0 K: 2 S: 11	H: 0 LOB: 0 BB: 0 P: 16	R: 0 E: 0 K: 1 S: 11	H: 1 LOB: 1 BB: 0 P: 16	R: 0 E: 0 K: 2 S: 11	H: 0 LOB: 0 BB: 0 P: 16	1B: 4 2B: 0 3B: 0 HR: 0	SF: 0 SAC: 0 DP: 3 HBP: 0	WP: 0 PB: 0 SB: 0 CS: 0	PA: 31
<b>PITCHER</b>	IP WLS BF H R ER SO	IP WLS BF H R ER SO	IP WLS BF H R ER SO	IP WLS BF H R ER SO	IP WLS BF H R ER SO	IP WLS BF H R ER SO	IP WLS BF H R ER SO	IP WLS BF H R ER SO	IP WLS BF H R ER SO	IP WLS BF H R ER SO	IP WLS BF H R ER SO	IP WLS BF H R ER SO	IP WLS BF H R ER SO	IP WLS BF H R ER SO	IP WLS BF H R ER SO	IP WLS BF H R ER SO	BB IBB HBP BLK	WP HR S P	ERA WHIP	ERA WHIP		
32 Aaron Laffey, L ERA: 3.71	7.0	W	24	3	0	0	0	0	0	0	0	0	0	0	67	106	0.00	0.857				
36 Joe Smith, R ERA: 4.03	0.2		3	1	0	0	1	0	0	0	5	7	0.00	1.500								
49 Tony Sipp, L ERA: 3.0	0.1		1	0	0	0	0	0	0	0	6	9	0.00	0.000								
54 Chris Perez, R ERA: 4.94	1.0		3	0	0	0	2	0	0	0	11	16	0.00	0.000								

Cleveland Indians @ Seattle Mariners  
Safeco Field, Seattle, WA  
Fri Jul 24, 2009, 7:10 PM PDT  
Att: 34,802 - Clear - 70 F

AB 28  
R 0  
H 4  
RBI 0  
BB 3  
SO 10  
LOB 9





Batter	1	2	3	4	5	6	7	8	9	AB	R	H	RBI	BB	SO	LOB	TOP				
13 <b>Asdrúbal Cabrera, S</b> OBP: 0.357, SLG: 0.424										4	3	2	2	1	1	1					
12 <b>Ben Francisco, R</b> OBP: 0.326, SLG: 0.390										3	1	0	0	1	1	2					
17 <b>Shin-Soo Choo, L</b> OBP: 0.389, SLG: 0.460										5	1	1	0	0	1	4					
41 <b>Victor Martinez, S</b> OBP: 0.368, SLG: 0.464										4	0	1	1	1	1	1					
2 <b>Jhonny Peralta, R</b> OBP: 0.279, SLG: 0.373										5	0	2	3	0	2	0					
48 <b>Travis Hafner, L</b> OBP: 0.385, SLG: 0.537										3	1	1	0	1	1	4					
10 <b>Kelly Shoppach, R</b> OBP: 0.323, SLG: 0.370										5	2	2	2	0	1	2					
25 <b>Ryan Garko, R</b> OBP: 0.362, SLG: 0.470										5	2	2	2	0	0	2					
8 <b>Chris Gimenez, R</b> OBP: 0.279, SLG: 0.447										4	0	1	0	0	1	1					
1 <b>Luis Valbuena, L</b> OBP: 0.279, SLG: 0.393										4	0	1	0	0	1	1					
<b>Inning Stats</b>	R: 0 E: 0 K: 1 S: 12	H: 1 LOB: 1 BB: 0 P: 18	R: 0 E: 0 K: 2 S: 14	H: 0 LOB: 1 BB: 1 P: 24	R: 2 E: 0 K: 3 S: 21	H: 1 LOB: 2 BB: 3 P: 39	R: 4 E: 1 K: 0 S: 20	H: 5 LOB: 2 BB: 0 P: 35	R: 2 E: 0 K: 0 S: 15	H: 2 LOB: 1 BB: 0 P: 24	R: 2 E: 0 K: 0 S: 8	H: 2 LOB: 0 BB: 1 P: 15	R: 0 E: 0 K: 1 S: 10	H: 0 LOB: 0 BB: 0 P: 16	R: 0 E: 0 K: 2 S: 8	H: 0 LOB: 0 BB: 1 P: 14	1B: 6 2B: 3 3B: 0 HR: 3	SF: 0 SAC: 0 DP: 2 HBP: 1	WP: 1 PB: 0 SB: 2 CS: 0	PA: 44	
<b>PITCHER</b>	IP WLS BF H R ER SO BB IBB HBP BLK WP HR S P ERA WHIP	IP WLS BF H R ER SO BB IBB HBP BLK WP HR S P ERA WHIP	IP WLS BF H R ER SO BB IBB HBP BLK WP HR S P ERA WHIP	IP WLS BF H R ER SO BB IBB HBP BLK WP HR S P ERA WHIP	IP WLS BF H R ER SO BB IBB HBP BLK WP HR S P ERA WHIP	IP WLS BF H R ER SO BB IBB HBP BLK WP HR S P ERA WHIP	IP WLS BF H R ER SO BB IBB HBP BLK WP HR S P ERA WHIP	IP WLS BF H R ER SO BB IBB HBP BLK WP HR S P ERA WHIP	IP WLS BF H R ER SO BB IBB HBP BLK WP HR S P ERA WHIP	IP WLS BF H R ER SO BB IBB HBP BLK WP HR S P ERA WHIP	IP WLS BF H R ER SO BB IBB HBP BLK WP HR S P ERA WHIP	IP WLS BF H R ER SO BB IBB HBP BLK WP HR S P ERA WHIP	IP WLS BF H R ER SO BB IBB HBP BLK WP HR S P ERA WHIP	IP WLS BF H R ER SO BB IBB HBP BLK WP HR S P ERA WHIP	IP WLS BF H R ER SO BB IBB HBP BLK WP HR S P ERA WHIP	IP WLS BF H R ER SO BB IBB HBP BLK WP HR S P ERA WHIP	IP WLS BF H R ER SO BB IBB HBP BLK WP HR S P ERA WHIP	IP WLS BF H R ER SO BB IBB HBP BLK WP HR S P ERA WHIP	IP WLS BF H R ER SO BB IBB HBP BLK WP HR S P ERA WHIP	IP WLS BF H R ER SO BB IBB HBP BLK WP HR S P ERA WHIP	IP WLS BF H R ER SO BB IBB HBP BLK WP HR S P ERA WHIP

Cleveland Indians @ Seattle Mariners  
Safeco Field, Seattle, WA  
Sat Jul 25 2009, 1:10 PM PDT  
Att: 29,231 - Partly Cloudy - 72 F

AB 38  
R 10  
H 12  
RBI 10  
BB 5  
SO 9  
LOB 17



Batter	1	2	3	4	5	6	7	8	9	AB	R	H	RBI	BB	SO	LOB	BOTTOM				
51 <b>Ichiro Suzuki, L</b> OBP: 0.390, SLG: 0.473										5	1	2	0	0	0	1					
30 <b>Russell Brannan, L</b> OBP: 0.366, SLG: 0.553										5	0	1	1	0	0	2					
4 <b>Jose Lopez, R</b> OBP: 0.291, SLG: 0.429										5	0	0	0	0	1	3					
5 <b>Mike Sweeney, R</b> OBP: 0.299, SLG: 0.386										3	0	0	0	1	0	0					
21 <b>Franklin Gutierrez, R</b> OBP: 0.358, SLG: 0.457										3	0	2	0	1	1	1					
7 <b>Jack Hannahan, L</b> OBP: 0.287, SLG: 0.340										3	1	1	0	0	1	2					
32 <b>Rob Johnson, R</b> OBP: 0.276, SLG: 0.335										3	1	1	1	1	0	3					
55 <b>Michael Saunders, L</b> OBP: 0.276, SLG: 0.335										4	0	0	0	0	0	5					
3 <b>Ronny Cedeno, R</b> OBP: 0.227, SLG: 0.310										4	0	0	1	0	1	0					
<b>Inning Stats</b>	R: 0 E: 0 K: 0 S: 6	H: 0 LOB: 0 BB: 0 P: 9	R: 0 E: 0 K: 1 S: 12	H: 1 LOB: 1 BB: 1 P: 19	R: 0 E: 0 K: 1 S: 8	H: 1 LOB: 0 BB: 0 P: 12	R: 0 E: 0 K: 0 S: 12	H: 2 LOB: 2 BB: 0 P: 21	R: 0 E: 1 K: 0 S: 10	H: 0 LOB: 1 BB: 0 P: 13	R: 0 E: 0 K: 0 S: 11	H: 0 LOB: 0 BB: 1 P: 19	R: 0 E: 0 K: 2 S: 7	H: 0 LOB: 0 BB: 0 P: 17	R: 0 E: 0 K: 2 S: 7	H: 0 LOB: 1 BB: 1 P: 17	1B: 4 2B: 3 3B: 0 HR: 0	SF: 0 SAC: 0 DP: 0 HBP: 1	WP: 1 PB: 0 SB: 0 CS: 0	PA: 39	
<b>PITCHER</b>	IP WLS BF H R ER SO BB IBB HBP BLK WP HR S P ERA WHIP	IP WLS BF H R ER SO BB IBB HBP BLK WP HR S P ERA WHIP	IP WLS BF H R ER SO BB IBB HBP BLK WP HR S P ERA WHIP	IP WLS BF H R ER SO BB IBB HBP BLK WP HR S P ERA WHIP	IP WLS BF H R ER SO BB IBB HBP BLK WP HR S P ERA WHIP	IP WLS BF H R ER SO BB IBB HBP BLK WP HR S P ERA WHIP	IP WLS BF H R ER SO BB IBB HBP BLK WP HR S P ERA WHIP	IP WLS BF H R ER SO BB IBB HBP BLK WP HR S P ERA WHIP	IP WLS BF H R ER SO BB IBB HBP BLK WP HR S P ERA WHIP	IP WLS BF H R ER SO BB IBB HBP BLK WP HR S P ERA WHIP	IP WLS BF H R ER SO BB IBB HBP BLK WP HR S P ERA WHIP	IP WLS BF H R ER SO BB IBB HBP BLK WP HR S P ERA WHIP	IP WLS BF H R ER SO BB IBB HBP BLK WP HR S P ERA WHIP	IP WLS BF H R ER SO BB IBB HBP BLK WP HR S P ERA WHIP	IP WLS BF H R ER SO BB IBB HBP BLK WP HR S P ERA WHIP	IP WLS BF H R ER SO BB IBB HBP BLK WP HR S P ERA WHIP	IP WLS BF H R ER SO BB IBB HBP BLK WP HR S P ERA WHIP	IP WLS BF H R ER SO BB IBB HBP BLK WP HR S P ERA WHIP	IP WLS BF H R ER SO BB IBB HBP BLK WP HR S P ERA WHIP	IP WLS BF H R ER SO BB IBB HBP BLK WP HR S P ERA WHIP	IP WLS BF H R ER SO BB IBB HBP BLK WP HR S P ERA WHIP

Cleveland Indians @ Seattle Mariners  
Safeco Field, Seattle, WA  
Sat Jul 25 2009, 1:10 PM PDT  
Att: 29,231 - Partly Cloudy - 72 F

AB 35  
R 3  
H 7  
RBI 3  
BB 3  
SO 4  
LOB 17









Batter	1	2	3	4	5	6	7	8	9	AB	R	H	RBI	BB	SO	LOB	TOP										
13 Asdrúbal Cabrera, S OBP: 0.356, SLG: 0.420	G6-3	G6-4-3		G4-6-3			F8	G4-3		5	0	1	0	0	0	4											
11 Jamey Carroll, R OBP: 0.377, SLG: 0.358	G5-3		F8	G4-6-3			17 2B		41 HR	5	1	2	0	0	0	2											
17 Shin-Soo Choo, L OBP: 0.398, SLG: 0.471			41 G5-3						41 HR	4	3	4	0	1	0	0											
41 Victor Martinez, S OBP: 0.366, SLG: 0.469	F9		G5-3				G5-3			5	1	1	3	0	0	5											
2 Jhonny Peralta, R OBP: 0.341, SLG: 0.401		12 2B					G6-3			5	2	4	3	0	0	2											
12 Ben Francisco, R OBP: 0.334, SLG: 0.411		8 1B					FC5-4			4	1	2	0	1	0	1											
8 Chris Gimenez, R OBP: 0.328, SLG: 0.442		10 1B					CS			5	0	2	1	0	1	3											
1 Luis Valbuena, L OBP: 0.286, SLG: 0.408	P4									5	0	2	0	0	1	3											
10 Kelly Shoppach, R OBP: 0.333, SLG: 0.374							G5-4-3			4	0	2	1	0	1	3											
<b>Inning Stats</b>	R: 0 E: 0 K: 0 S: 4	H: 0 LOB: 1 BB: 1 P: 10	R: 2 E: 0 K: 0 S: 7	H: 4 LOB: 1 BB: 0 P: 12	R: 1 E: 0 K: 1 S: 11	H: 2 LOB: 2 BB: 1 P: 24	R: 0 E: 0 K: 1 S: 7	H: 2 LOB: 1 BB: 0 P: 11	R: 1 E: 0 K: 0 S: 13	H: 2 LOB: 0 BB: 0 P: 22	R: 0 E: 0 K: 0 S: 10	H: 1 LOB: 0 BB: 0 P: 15	R: 0 E: 0 K: 1 S: 14	H: 2 LOB: 2 BB: 0 P: 22	R: 0 E: 0 K: 1 S: 14	H: 2 LOB: 0 BB: 0 P: 22	R: 4 E: 0 K: 0 S: 14	H: 5 LOB: 0 BB: 0 P: 22	1B: 14 2B: 4 3B: 0 HR: 2	SF: 0 SAC: 0 DP: 4 HBP: 0	WP: 0 PB: 0 SB: 1 CS: 1	PA: 45					
<b>PITCHER</b>	IP	WLS	BF	H	R	ER	SO	BB	IBB	HBP	BLK	WP	HR	S	P	ERA	WHIP										
51 Joe Saunders, L ERA: 5.02	5.0		24	10	4	4	2	2	0	0	0	0	0	42	79	7.20	2.400										
33 Justin Speier, R ERA: 4.92	1.0	H	3	1	0	0	0	0	0	0	0	0	0	10	15	0.00	1.000										
38 Darren Oliver, L ERA: 2.68	0.2	H	4	2	0	0	0	0	0	0	0	0	0	9	12	0.00	3.000										
40 Kevin Jepsen, R ERA: 7.04	1.1	H	6	2	0	0	1	0	0	0	0	0	0	16	27	0.00	1.500										
40 Brian Fuentes, L ERA: 3.79	0.0	L	4	4	4	4	0	0	0	0	0	0	2	8	13	∞	∞										

Cleveland Indians @ Los Angeles Angels  
Angel Stadium of Anaheim, Anaheim, CA

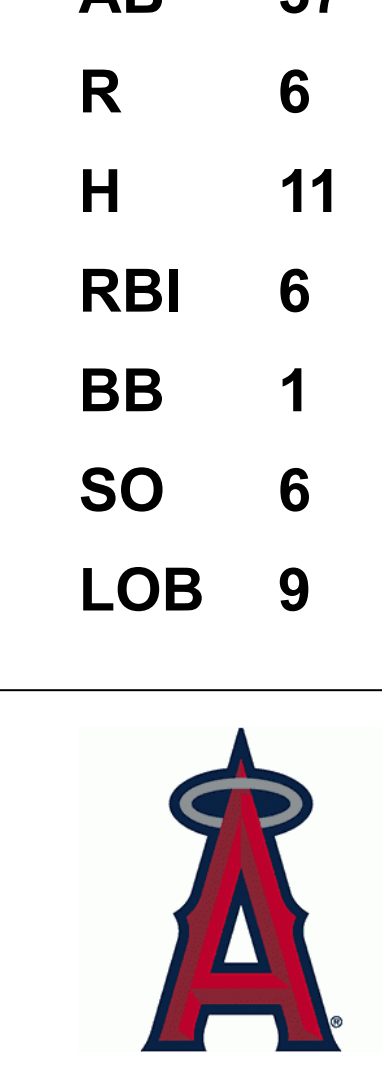
AB 42  
R 8  
H 20  
RBI 8  
BB 2  
SO 3  
LOB 23



WP: 0  
PB: 0  
SB: 1  
CS: 1

Cleveland Indians @ Los Angeles Angels  
Angel Stadium of Anaheim, Anaheim, CA

AB 37  
R 6  
H 11  
RBI 6  
BB 1  
SO 6  
LOB 9



WP: 1  
PB: 0  
SB: 3  
CS: 0

Batter	1	2	3	4	5	6	7	8	9	AB	R	H	RBI	BB	SO	LOB	BOTTOM										
Chone Figgins, S OBP: 0.392, SLG: 0.416	K		G4-3				G4-3			5	0	1	0	0	2	1											
13 Maicer Izturis, S OBP: 0.345, SLG: 0.426	P5		G6-3				K			5	1	0	0	0	1	2											
53 Bobby Abreu, L OBP: 0.410, SLG: 0.445	K		20 WP							3	1	2	1	1	1	0											
20 Juan Rivera, R OBP: 0.354, SLG: 0.531										4	1	2	2	0	0	2											
8 Kendrys Morales, S OBP: 0.343, SLG: 0.560										4	2	2	2	0	1	1											
44 Mike Napoli, R OBP: 0.382, SLG: 0.512										4	1	1	1	0	1	0											
2 Erick Aybar, S OBP: 0.355, SLG: 0.428										4	0	1	0	0	0	0											
24 Gary Matthews, S OBP: 0.301, SLG: 0.316										4	0	2	0	0	0	1											
77 Reggie Willis, S OBP: 0.245, SLG: 0.255										4	0	0	0	0	0	2											
<b>Inning Stats</b>	R: 0 E: 0 K: 2 S: 9	H: 0 LOB: 0 BB: 0 P: 12	R: 3 E: 0 K: 0 S: 19	H: 4 LOB: 0 BB: 0 P: 25	R: 1 E: 0 K: 1 S: 12	H: 2 LOB: 1 BB: 0 P: 17	R: 0 E: 0 K: 0 S: 6	H: 0 LOB: 0 BB: 0 P: 9	R: 1 E: 0 K: 0 S: 14	H: 2 LOB: 1 BB: 0 P: 23	R: 1 E: 0 K: 0 S: 10	H: 2 LOB: 1 BB: 0 P: 16	R: 0 E: 0 K: 1 S: 7	H: 0 LOB: 0 BB: 0 P: 9	R: 0 E: 0 K: 1 S: 10	H: 1 LOB: 1 BB: 0 P: 15	1B: 6 2B: 1 3B: 0 HR: 4	SF: 0 SAC: 0 DP: 1 HBP: 0	WP: 1 PB: 0 SB: 3 CS: 0	PA: 38							
<b>PITCHER</b>	IP	WLS	BF	H	R	ER	SO	BB	IBB	HBP	BLK	WP	HR	S	P	ERA	WHIP										
44 Carl Pavano, R ERA: 5.66	6.0		27	10	6	6	3	0	0	0	0	1	4	70	102	9.00	1.667										
47 Jose Veras, R ERA: 6.98	2.0	W	7	0	0	0	2	1	0	0	0	0	0	15	26	0.00	0.500										
34 Kerry Wood, R ERA: 4.93	1.0	S	4	1	0	0	1	0	0	0	0	0	0	10	15	0.00	1.000										

WP: 0  
PB: 0  
SB: 1  
CS: 1

WP: 1  
PB: 0  
SB: 3  
CS: 0

Mon Jul 27 2009, 7:05 PM PDT  
Att: 35,371 - Clear - 78 F



Batter	1	2	3	4	5	6	7	8	9	AB	R	H	RBI	BB	SO	LOB	TOP					
13 Asdrúbal Cabrera, S OBP: 0.356, SLG: 0.426	F7	K				FC6			11 1B 41 G3-6-1 2B	5	1	2	0	0	1	1						
1 Luis Valbuena, L OBP: 0.290, SLG: 0.410										4	1	2	0	0	1	2						
11 Jamey Carroll, R OBP: 0.380, SLG: 0.361	41 BB 2 SF7 1B								41 BB G3-6-1 1B	1	0	1	1	0	0	0						
17 Shin-Soo Choo, L OBP: 0.400, SLG: 0.469									41 BB G3-6-1 1B	3	0	1	0	2	1	1						
41 Victor Martinez, S OBP: 0.367, SLG: 0.465									41 BB G3-6-1 1B	3	0	0	0	2	0	3						
2 Jhonny Peralta, R OBP: 0.339, SLG: 0.407	SF7								G3-6-1	4	1	1	2	0	1	2						
48 Travis Hafner, L OBP: 0.383, SLG: 0.544	P2								G6-3	3	1	0	0	1	0	2						
Ben Francisco, R OBP: 0.336, SLG: 0.422										4	1	2	1	0	0	1						
8 Chris Gimenez, R OBP: 0.306, SLG: 0.418										3	0	0	1	0	1	1						
25 Andy Marte, R OBP: 0.750, SLG: 0.667										3	1	2	0	1	0	0						
<b>Inning Stats</b>	R: 1 E: 0 K: 0 S: 11	H: 2 LOB: 2 BB: 1 P: 22	R: 1 E: 0 K: 1 S: 12	H: 1 LOB: 0 BB: 0 P: 20	R: 0 E: 0 K: 2 S: 10	LOB: 1 BB: 1 P: 17	R: 1 E: 0 K: 0 S: 15	H: 3 LOB: 2 BB: 1 P: 27	R: 1 E: 0 K: 0 S: 10	H: 1 LOB: 0 BB: 0 P: 16	R: 0 E: 0 K: 0 S: 5	H: 1 LOB: 1 BB: 0 P: 7	R: 0 E: 0 K: 1 S: 8	H: 0 LOB: 0 BB: 1 P: 12	R: 0 E: 1 K: 1 S: 9	H: 0 LOB: 1 BB: 0 P: 13	R: 2 E: 0 K: 0 S: 16	H: 2 LOB: 1 BB: 2 P: 31	1B: 7 2B: 2 3B: 0 HR: 2	SF: 2 SAC: 0 DP: 2 HBP: 0	WP: 0 PB: 0 SB: 0 CS: 1	PA: 41
<b>PITCHER</b>	IP WLS BF H R ER SO BB IBB HBP BLK WP HR S P ERA WHIP	IP WLS BF H R ER SO BB IBB HBP BLK WP HR S P ERA WHIP	IP WLS BF H R ER SO BB IBB HBP BLK WP HR S P ERA WHIP	IP WLS BF H R ER SO BB IBB HBP BLK WP HR S P ERA WHIP	IP WLS BF H R ER SO BB IBB HBP BLK WP HR S P ERA WHIP	IP WLS BF H R ER SO BB IBB HBP BLK WP HR S P ERA WHIP	IP WLS BF H R ER SO BB IBB HBP BLK WP HR S P ERA WHIP	IP WLS BF H R ER SO BB IBB HBP BLK WP HR S P ERA WHIP	IP WLS BF H R ER SO BB IBB HBP BLK WP HR S P ERA WHIP	IP WLS BF H R ER SO BB IBB HBP BLK WP HR S P ERA WHIP	IP WLS BF H R ER SO BB IBB HBP BLK WP HR S P ERA WHIP	IP WLS BF H R ER SO BB IBB HBP BLK WP HR S P ERA WHIP	IP WLS BF H R ER SO BB IBB HBP BLK WP HR S P ERA WHIP	IP WLS BF H R ER SO BB IBB HBP BLK WP HR S P ERA WHIP	IP WLS BF H R ER SO BB IBB HBP BLK WP HR S P ERA WHIP	IP WLS BF H R ER SO BB IBB HBP BLK WP HR S P ERA WHIP						
36 Jered Weaver, R ERA: 3.71	5.0	W	11	1	0	0	2	1	0	0	0	0	0	0	0	0	0	0	22	32	0.00	0.667
32 Matt Palmer, R ERA: 4.52	0.0		4	2	2	2	0	2	0	0	0	0	0	0	0	0	0	0	10	21	∞	∞
40 Brian Fuentes, L ERA: 4.29	1.0	S	2	0	0	0	0	0	0	0	0	0	0	0	0	0	0	0	6	10	0.00	0.000
52 Jason Bulger, R ERA: 3.88																						

Cleveland Indians @ Los Angeles Angels  
Angel Stadium of Anaheim, Anaheim, CA

Tue Jul 28 2009, 7:05 PM PDT  
Att: 43,270 - Clear - 74 F

AB 33  
R 6  
H 11  
RBI 5  
BB 6  
SO 5  
LOB 13



Batter	1	2	3	4	5	6	7	8	9	AB	R	H	RBI	BB	SO	LOB	BOTTOM					
Chone Figgins, S OBP: 0.391, SLG: 0.415	G5-3									4	0	1	0	0	0	0						
2 Erick Aybar, S OBP: 0.357, SLG: 0.433	B5-3									4	2	2	1	0	0	1						
53 Bobby Abreu, L OBP: 0.413, SLG: 0.445	G5-3									2	1	1	1	2	0	0						
20 Juan Rivera, R OBP: 0.352, SLG: 0.528	G5-3									4	0	1	1	0	0	2						
44 Mike Napoli, R OBP: 0.364, SLG: 0.510										3	0	1	0	1	0	2						
47 Howie Kendrick, R OBP: 0.310, SLG: 0.383										3	0	0	0	0	0	3						
13 Maicer Izturis, S OBP: 0.347, SLG: 0.426										0	1	0	0	1	0	0						
8 Kendrys Morales, S OBP: 0.345, SLG: 0.560										3	1	1	0	1	0	3						
24 Gary Matthews, S OBP: 0.305, SLG: 0.329										4	1	2	3	0	0	1						
39 Robb Quinlan, R OBP: 0.282, SLG: 0.370										3	1	1	1	0	0	0						
77 Reggie Willits, S OBP: 0.241, SLG: 0.250										1	0	0	0	0	0	1						
<b>Inning Stats</b>	R: 0 E: 0 K: 0 S: 7	H: 0 LOB: 0 BB: 0 P: 9	R: 0 E: 0 K: 0 S: 10	H: 1 LOB: 1 BB: 0 P: 17	R: 3 E: 0 K: 0 S: 11	H: 5 LOB: 0 BB: 0 P: 15	R: 0 E: 0 K: 0 S: 11	H: 1 LOB: 1 BB: 0 P: 14	R: 0 E: 0 K: 0 S: 6	H: 0 LOB: 0 BB: 0 P: 12	R: 0 E: 0 K: 0 S: 11	H: 0 LOB: 2 BB: 2 P: 23	R: 0 E: 0 K: 0 S: 7	H: 0 LOB: 0 BB: 0 P: 12	R: 4 E: 0 K: 0 S: 18	H: 3 LOB: 1 BB: 3 P: 35	1B: 6 2B: 4 3B: 0 HR: 0	SF: 0 SAC: 0 DP: 2 HBP: 0	WP: 0 PB: 0 SB: 0 CS: 1	PA: 37		
<b>PITCHER</b>	IP WLS BF H R ER SO BB IBB HBP BLK WP HR S P ERA WHIP	IP WLS BF H R ER SO BB IBB HBP BLK WP HR S P ERA WHIP	IP WLS BF H R ER SO BB IBB HBP BLK WP HR S P ERA WHIP	IP WLS BF H R ER SO BB IBB HBP BLK WP HR S P ERA WHIP	IP WLS BF H R ER SO BB IBB HBP BLK WP HR S P ERA WHIP	IP WLS BF H R ER SO BB IBB HBP BLK WP HR S P ERA WHIP	IP WLS BF H R ER SO BB IBB HBP BLK WP HR S P ERA WHIP	IP WLS BF H R ER SO BB IBB HBP BLK WP HR S P ERA WHIP	IP WLS BF H R ER SO BB IBB HBP BLK WP HR S P ERA WHIP	IP WLS BF H R ER SO BB IBB HBP BLK WP HR S P ERA WHIP	IP WLS BF H R ER SO BB IBB HBP BLK WP HR S P ERA WHIP	IP WLS BF H R ER SO BB IBB HBP BLK WP HR S P ERA WHIP	IP WLS BF H R ER SO BB IBB HBP BLK WP HR S P ERA WHIP	IP WLS BF H R ER SO BB IBB HBP BLK WP HR S P ERA WHIP	IP WLS BF H R ER SO BB IBB HBP BLK WP HR S P ERA WHIP	IP WLS BF H R ER SO BB IBB HBP BLK WP HR S P ERA WHIP						
28 David Huff, L ERA: 6.39	7.0	L	30	5	5	0	0	0	0	0	0	0	0	0	0	0	0	0	5	8	0.00	1.571
36 Joe Smith, R ERA: 3.91	0.2	B	2	1	0	0	0	0	0	0	0	0	0	0	0	0	0	0	5	8	0.00	1.571
49 Tony Sipp, L ERA: 4.11	0.1		4	1	2	2	0	2	0	0	0	0	0	0	0	0	0	0	8	18	54.00	9.000

Cleveland Indians @ Los Angeles Angels  
Angel Stadium of Anaheim, Anaheim, CA

Tue Jul 28 2009, 7:05 PM PDT  
Att: 43,270 - Clear - 74 F

AB 31  
R 7  
H 10  
RBI 7  
BB 5  
SO 0  
LOB 13





Batter	1	2	3	4	5	6	7	8	9	AB	R	H	RBI	BB	SO	LOB	TOP	
24 Grady Sizemore, L OBP: 0.321, SLG: 0.435	F9		K		F7		BB		G4-3	4	0	0	0	1	1	2		
13 Asdrúbal Cabrera, S OBP: 0.351, SLG: 0.419	K2-3		G4-3			P6			G3	5	0	0	0	0	2	3		
17 Shin-Soo Choo, L OBP: 0.404, SLG: 0.472	HBP				G3-1		BB			2	1	1	0	1	1	0		
41 Victor Martínez, S OBP: 0.368, SLG: 0.464	HBP				G3-1		BB			3	0	1	0	0	1	1		
2 Jhonny Peralta, R OBP: 0.336, SLG: 0.404	K				SF8		1B		G6-3	3	0	0	1	0	1	4		
48 Travis Hafner, L OBP: 0.289, SLG: 0.535		G3			K					3	1	0	0	1	2	2		
8 Chris Gimenez, R OBP: 0.303, SLG: 0.397		G5-3				K				3	0	0	0	1	2	1		
1 Luis Valbuena, L OBP: 0.289, SLG: 0.403		G4-3				G4-3				3	1	0	0	1	0	1		
10 Kelly Shoppach, R OBP: 0.341, SLG: 0.385										3	0	2	2	1	1	0		
Inning Stats	R: 0 H: 0 E: 0 K: 2 S: 12	H: 0 LOB: 2 BB: 0 P: 20	R: 0 H: 0 E: 0 K: 0 S: 7	H: 0 LOB: 0 BB: 0 P: 8	R: 0 H: 0 E: 0 K: 2 S: 12	H: 0 LOB: 0 BB: 0 P: 17	R: 1 H: 1 E: 0 K: 1 S: 7	H: 1 LOB: 1 BB: 0 P: 12	R: 0 H: 1 E: 0 K: 1 S: 12	H: 1 LOB: 2 BB: 3 P: 20	R: 0 H: 0 E: 0 K: 2 S: 9	H: 0 LOB: 0 BB: 0 P: 12	R: 2 H: 1 E: 0 K: 1 S: 14	H: 1 LOB: 2 BB: 2 P: 30	1B: 2 2B: 2 3B: 0 HR: 0	SF: 1 SAC: 0 DP: 1 HBP: 2	WP: 1 PB: 0 SB: 1 CS: 0	PA: 38
PITCHER	IP	WLS	BF	H	R	ER	SO	BB	IBB	HBP	BLK	WP	HR	S	P	ERA	WHIP	
41 John Lackey, R ERA: 4.0	7.0	W	29	3	1	1	8	4	0	2	0	0	0	70	113	1.29	1.000	
38 Darren Oliver, L ERA: 2.92	1.0		3	0	0	0	2	0	0	0	0	0	0	9	12	0.00	0.000	
60 Bobby Mosebach, R ERA: 7.71	0.1		4	1	2	2	1	2	0	0	0	1	0	9	22	54.00	9.000	
68 Shane Loux, R ERA: 5.4	0.2		2	0	0	0	0	0	0	0	0	0	0	5	8	0.00	0.000	

Cleveland Indians @ Los Angeles Angels  
Angel Stadium of Anaheim, Anaheim, CA  
Wed Jul 29 2009, 12:35 PM PDT  
Att: 39,196 - Sunny - 78 F

AB 29  
R 3  
H 4  
RBI 3  
BB 6  
SO 11  
LOB 14



Batter	1	2	3	4	5	6	7	8	9	AB	R	H	RBI	BB	SO	LOB	BOTTOM			
Chone Figgins, S OBP: 0.392, SLG: 0.414	K									3	1	1	0	1	2	0				
3 Brandon Wood, R OBP: 0.241, SLG: 0.269										1	0	0	0	0	1	0				
13 Maicer Izturis, S OBP: 0.346, SLG: 0.423	FC6-4		G4-3							4	2	1	0	0	0	2				
53 Bobby Abreu, L OBP: 0.414, SLG: 0.446	1B				F7					4	2	2	1	0	0	0				
20 Juan Rivera, R OBP: 0.351, SLG: 0.524	F3				P3					4	2	1	0	0	0	3				
8 Kendrys Morales, S OBP: 0.346, SLG: 0.563	1B				G6-3					4	1	2	2	0	1	1				
47 Howie Kendrick, R OBP: 0.317, SLG: 0.401	1B				G6-3					4	1	3	5	0	0	0				
24 Gary Matthews, S OBP: 0.304, SLG: 0.324	BB				G3-1					3	0	0	0	1	2	1				
5 Jeff Mathis, R OBP: 0.298, SLG: 0.297	L3									3	0	0	0	1	1	4				
77 Reggie Willis, S OBP: 0.224, SLG: 0.232	G6-3				G4-3					4	0	0	0	0	1	1				
Inning Stats	R: 2 H: 3 E: 0 K: 1 S: 26	H: 3 LOB: 3 BB: 1 P: 43	R: 0 H: 0 E: 0 K: 1 S: 8	H: 0 LOB: 0 BB: 0 P: 12	R: 0 H: 0 E: 0 K: 0 S: 8	H: 0 LOB: 0 BB: 0 P: 11	R: 0 H: 0 E: 0 K: 0 S: 9	H: 0 LOB: 1 BB: 1 P: 14	R: 5 H: 5 E: 2 K: 1 S: 16	H: 5 LOB: 0 BB: 0 P: 20	R: 0 H: 0 E: 0 K: 1 S: 6	H: 0 LOB: 0 BB: 1 P: 14	R: 2 H: 2 E: 0 K: 2 S: 11	H: 2 LOB: 0 BB: 0 P: 19	R: 0 H: 0 E: 0 K: 2 S: 11	H: 0 LOB: 0 BB: 0 P: 13	1B: 8 2B: 1 3B: 0 HR: 1	SF: 0 SAC: 0 DP: 1 HBP: 0	WP: 0 PB: 2 SB: 0 CS: 1	PA: 37
PITCHER	IP	WLS	BF	H	R	ER	SO	BB	IBB	HBP	BLK	WP	HR	S	P	ERA	WHIP			
32 Aaron Laffey, L ERA: 4.08	4.0	L	23	7	7	4	2	2	0	0	0	0	0	60	91	9.00	2.250			
54 Chris Perez, R ERA: 4.64	2.0		6	1	0	0	2	1	0	0	0	0	0	13	23	0.00	1.000			
49 Tony Sipp, L ERA: 4.96	1.0		5	2	2	2	2	0	0	0	0	0	1	11	19	18.00	2.000			
16 Tomo Ohka, R ERA: 5.8	1.0		3	0	0	0	2	0	0	0	0	0	0	11	13	0.00	0.000			

Cleveland Indians @ Los Angeles Angels  
Angel Stadium of Anaheim, Anaheim, CA  
Wed Jul 29 2009, 12:35 PM PDT  
Att: 39,196 - Sunny - 78 F

AB 34  
R 9  
H 10  
RBI 8  
BB 3  
SO 8  
LOB 12





Batter	1	2	3	4	5	6	7	8	9	10	11	12	13	AB	R	H	RBI	BB	SO	LOB	TOP					
28 Curtis Granderson, L OBP: 0.342, SLG: 0.672														6	1	1	0	1	3	6						
14 Placido Polanco, R OBP: 0.317, SLG: 0.395														7	1	3	0	0	0	2						
9 Carlos Guillen, S OBP: 0.299, SLG: 0.311														6	2	1	2	1	2	4						
24 Miguel Cabrera, R OBP: 0.397, SLG: 0.950														6	0	2	0	1	1	4						
34 Cleto Thomas, L OBP: 0.337, SLG: 0.489														3	0	2	2	0	0	1						
30 Magglio Ordonez, R (PH) OBP: 0.329, SLG: 0.356														3	1	1	0	0	0	1						
33 Marcus Thames, R OBP: 0.332, SLG: 0.512														6	0	0	0	0	1	4						
15 Brandon Inge, R OBP: 0.350, SLG: 0.474														6	0	2	1	0	2	4						
12 Gerald Laird, R OBP: 0.309, SLG: 0.343														5	0	0	0	0	2	1						
39 Ramon Santiago, S OBP: 0.305, SLG: 0.418														3	0	1	0	3	0	1						
4 Adam Everett, R OBP: 0.300, SLG: 0.333														0	0	0	0	0	0	0						
<b>Inning Stats</b>	R: 2 E: 0 K: 1 S: 16	H: 3 LOB: 2 BB: 1 P: 29	R: 0 E: 0 K: 0 S: 12	H: 1 LOB: 2 BB: 1 P: 19	R: 0 E: 0 K: 1 S: 10	H: 0 LOB: 0 BB: 1 P: 18	R: 0 E: 0 K: 2 S: 7	H: 0 LOB: 0 BB: 0 P: 10	R: 0 E: 0 K: 2 S: 13	H: 1 LOB: 2 BB: 1 P: 22	R: 1 E: 0 K: 1 S: 13	H: 2 LOB: 0 BB: 0 P: 16	R: 0 E: 0 K: 1 S: 9	H: 1 LOB: 1 BB: 0 P: 17	R: 0 E: 0 K: 2 S: 7	H: 0 LOB: 0 BB: 0 P: 10	R: 0 E: 0 K: 0 S: 9	H: 2 LOB: 2 BB: 0 P: 11	R: 0 E: 0 K: 2 S: 7	H: 0 LOB: 0 BB: 0 P: 10	R: 0 E: 0 K: 0 S: 9	H: 2 LOB: 0 BB: 0 P: 11	1B: 10 2B: 2 3B: 0 HR: 1	SF: 0 SAC: 1 DP: 0 HBP: 0	W/P: 0 PB: 0 SB: 0 CS: 1	PA: 59
<b>PITCHER</b>	IP 5.0	WLS 3	BF 23	H 4	R 2	ER 2	SO 10	BB 4	IBB 0	HBP 0	BLK 0	WP 0	HR 0	S 101	P 101	ERA 3.60	WHIP 1.600									
55 Roberto Hernandez, R ERA: 7.13	1.0	H 3	3	0	0	0	2	0	0	0	0	0	0	7	10	0.00	0.000									
47 Jose Veras, R ERA: 6.21	1.0	H 5	5	1	0	0	2	1	0	0	0	0	0	13	22	0.00	2.000									
54 Chris Perez, R ERA: 4.5	0.0	H 1	1	1	1	1	0	0	0	0	0	0	0	1	2	=	=									
49 Tony Sipp, L ERA: 5.01	0.2	H 3	3	1	0	0	0	0	0	0	0	0	0	8	14	0.00	1.500									
38 Joe Smith, R ERA: 3.8																										

Detroit Tigers @ Cleveland Indians  
Progressive Field, Cleveland, OH  
Fri Jul 31 2009, 7:05 PM EDT  
Att. 35,273 - Clear - 76 F

AB 51  
R 5  
H 13  
RBI 5  
BB 6  
SO 11  
LOB 28



Batter	1	2	3	4	5	6	7	8	9	10	11	12	13	AB	R	H	RBI	BB	SO	LOB	BOTTOM			
24 Grady Sizemore, L OBP: 0.320, SLG: 0.434														5	1	2	1	2	1	2				
13 Asdrubal Cabrera, S OBP: 0.330, SLG: 0.463														7	1	2	3	0	4	6				
17 Shin-Soo Choo, L OBP: 0.406, SLG: 0.476														6	0	3	1	0	0	4				
2 Johnny Peralta, R OBP: 0.338, SLG: 0.407														7	1	3	0	0	2	5				
48 Travis Hafner, L OBP: 0.380, SLG: 0.528														4	0	1	0	1	2	3				
11 Jamey Carroll, R OBP: 0.381, SLG: 0.363														2	0	1	1	0	1	2				
8 Chris Gimenez, R OBP: 0.310, SLG: 0.403														4	0	1	0	1	1	1				
25 Andy Marte, R OBP: 0.300, SLG: 0.222														6	0	0	0	0	0	5				
1 Luis Valbuena, L OBP: 0.291, SLG: 0.398														5	0	1	0	1	1	3				
26 Trevor Crowe, S OBP: 0.269, SLG: 0.268														6	3	3	0	0	1	2				
<b>Inning Stats</b>	R: 2 E: 0 K: 1 S: 25	H: 3 LOB: 1 BB: 0 P: 34	R: 0 E: 0 K: 0 S: 19	H: 2 LOB: 3 BB: 1 P: 31	R: 0 E: 0 K: 0 S: 14	H: 2 LOB: 2 BB: 0 P: 24	R: 1 E: 1 K: 1 S: 17	H: 1 LOB: 1 BB: 0 P: 28	R: 0 E: 0 K: 0 S: 8	H: 0 LOB: 0 BB: 0 P: 13	R: 1 E: 1 K: 1 S: 14	H: 3 LOB: 1 BB: 0 P: 18	R: 0 E: 0 K: 1 S: 10	H: 2 LOB: 0 BB: 0 P: 16	R: 0 E: 0 K: 1 S: 7	H: 0 LOB: 1 BB: 0 P: 13	R: 1 E: 0 K: 0 S: 5	H: 2 LOB: 1 BB: 0 P: 7	1B: 11 2B: 4 3B: 1 HR: 1	SF: 0 SAC: 1 DP: 1 HBP: 0	W/P: 0 PB: 0 SB: 1 CS: 0	PA: 59		
<b>PITCHER</b>	IP 4.0	WLS 3	BF 22	H 8	R 3	ER 2	SO 5	BB 1	IBB 0	HBP 0	BLK 0	WP 0	HR 1	S 75	P 115	ERA 4.50	WHIP 2.250							
36 Edwin Jackson, R ERA: 2.64	1.0	4	0	0	0	1	1	0	0	0	0	0	0	13	23	0.00	1.000							
31 Zach Miner, R ERA: 4.5	0.1	4	2	1	1	0	0	0	0	0	0	0	0	10	20	27.00	6.000							
59 Fu-Te Ni, L ERA: 3.09	1.1	4	0	0	0	1	0	0	0	0	0	0	0	12	15	0.00	0.000							
45 Ryan Perry, R ERA: 3.74	0.1	3	2	1	1	0	0	0	0	0	0	0	0	8	15	27.00	6.000							
44 Bobby Seay, L ERA: 3.31																								
<b>PITCHER</b>	IP 2.0	WLS 8	BF 8	H 1	R 0	ER 0	SO 2	BB 2	IBB 0	HBP 0	BLK 0	WP 0	HR 0	S 17	P 29	ERA 0.00	WHIP 1.500							
56 Fernando Rodney, R (8.1) ERA: 3.48	3.0	12	2	0	0	4	1	0	0	0	0	0	0	26	41	0.00	1.000							
37 Brandon Lyon, R ERA: 3.22	0.0	L	2	2	1	1	0	0	0	0	0	0	0	7	=	=								
41 Casey Fien, R ERA: 5.4																								

Detroit Tigers @ Cleveland Indians  
Progressive Field, Cleveland, OH  
Fri Jul 31 2009, 7:05 PM EDT  
Att. 35,273 - Clear - 76 F

AB 52  
R 6  
H 17  
RBI 6  
BB 5  
SO 13  
LOB 33





Batter	1	2	3	4	5	6	7	8	9	10	11	12	AB	R	H	RBI	BB	SO	LOB	TOP		
28 Curtis Granderson, L OBP: 0.340, SLG: 0.466	G4-3		G4-3		K		G3				K			5	0	0	0	1	2	3		
14 Placido Polanco, R OBP: 0.317, SLG: 0.392	G5-3			F8			G5-3		L4				5	2	1	0	1	0	1			
30 Magglio Ordonez, R OBP: 0.328, SLG: 0.354	F9			G5-3							K		4	0	1	0	0	0	1	0		
34 Clete Thomas, L OBP: 0.339, SLG: 0.453													1	1	0	0	1	1	0			
24 Miguel Cabrera, R OBP: 0.399, SLG: 0.549		F9		G6-3									6	0	3	1	0	1	2			
33 Marcus Thames, R OBP: 0.335, SLG: 0.506													2	1	0	0	2	1	3			
9 Carlos Guillen, S OBP: 0.284, SLG: 0.356													2	0	0	0	0	0	3			
25 Ryan Raburn, R OBP: 0.331, SLG: 0.455		B1											6	0	3	1	0	0	4			
15 Brandon Inge, R OBP: 0.350, SLG: 0.470		F9											5	0	1	0	1	0	6			
55 Dusty Ryan, R OBP: 0.276, SLG: 0.200													3	0	0	0	1	2	3			
12 Gerald Laird, R OBP: 0.309, SLG: 0.343													0	0	0	0	0	0	0			
4 Adam Everett, R OBP: 0.294, SLG: 0.326													4	0	0	1	0	2	1			
<b>Inning Stats</b>	R: 0 E: 0 K: 5 S: 5	H: 0 LOB: 0 BB: 9	R: 0 E: 0 K: 9 S: 9	H: 0 LOB: 1 BB: 17	R: 0 E: 0 K: 0 S: 5	H: 0 LOB: 0 BB: 5	R: 0 E: 0 K: 0 S: 5	H: 0 LOB: 0 BB: 6	R: 1 E: 0 K: 1 S: 15	H: 1 LOB: 2 BB: 28	R: 0 E: 0 K: 1 S: 5	H: 2 LOB: 0 BB: 9	R: 0 E: 0 K: 2 S: 14	H: 1 LOB: 1 BB: 22	R: 0 E: 0 K: 1 S: 8	H: 1 LOB: 1 BB: 0 P: 10	R: 2 E: 0 K: 1 S: 17	H: 1 LOB: 1 BB: 2 P: 30	1B: 9 2B: 0 3B: 0 HR: 0	SF: 1 SAC: 1 DP: 0 HBP: 0	WP: 2 PB: 0 SB: 1 CS: 0	PA: 52
<b>PITCHER</b>	IP WLS BF H R ER SO BB IBB HBP BLK WP HR S P ERA WHIP	45 Jeremy Sowers, L ERA: 4.97	(1.1) 6.0 26 4 2 2 3 3 1 0 0 0 0 0 56 95 3.00 1.167	63 Justin Masterson, R ERA: 4.32	(7.1) 3.0 12 2 0 0 4 1 0 0 0 0 0 29 46 0.00 1.000	34 Kenny Wood, R ERA: 5.11	(10.1) 1.0 4 1 0 0 1 0 0 0 0 1 0 8 13 0.00 1.000	38 Joe Smith, R ERA: 3.7	(11.1) 0.2 3 1 0 0 0 0 0 0 0 0 5 7 0.00 1.500	49 Tony Sipp, L ERA: 5.4	(11.1) 0.1 1 0 0 0 1 0 0 0 0 0 0 3 3 0.00 0.000	<b>PITCHER</b>	IP WLS BF H R ER SO BB IBB HBP BLK WP HR S P ERA WHIP	47 Jose Veras, R ERA: 6.52	(12.1) 1.0 1 6 1 2 2 1 2 0 0 0 1 1 0 56 95 3.00 1.167	18.00 3.000						

Detroit Tigers @ Cleveland Indians  
Progressive Field, Cleveland, OH

Sat Aug 01 2009, 7:05 PM EDT  
Alt. 31,363 - Cloudy - 79 F

AB 43  
R 4  
H 9  
RBI 3  
BB 7  
SO 10  
LOB 26



Batter	1	2	3	4	5	6	7	8	9	10	11	12	AB	R	H	RBI	BB	SO	LOB	BOTTOM
24 Grady Sizemore, L OBP: 0.323, SLG: 0.427			FC3-6			K		F7			F9	P6	5	1	0	0	1	1	2	
13 Asdrubal Cabrera, S OBP: 0.350, SLG: 0.435				F8		G4-3							5	1	2	0	0	1	2	
17 Shin-Soo Choo, L OBP: 0.404, SLG: 0.472													5	0	1	0	0	2	4	
2 Jhonny Peralta, R OBP: 0.336, SLG: 0.405					G6-3								4	0	1	2	0	0	2	
48 Travis Hafner, L OBP: 0.376, SLG: 0.519													5	0	1	0	0	1	4	
8 Chris Ciminero, R OBP: 0.289, SLG: 0.373			G5-3		G4-3								5	0	0	0	0	1	1	
11 Jamey Carroll, R OBP: 0.382, SLG: 0.364													5	1	2	0	0	0	0	
26 Trevor Crowe, S OBP: 0.277, SLG: 0.289													5	0	2	0	0	0	0	
16 Wyatt Toregas, R OBP: 0.200, SLG: 0.200													5	0	1	1	0	0	3	
<b>Inning Stats</b>	R: 1 E: 1 K: 1 S: 12	H: 1 LOB: 1 BB: 17	R: 0 E: 0 K: 0 S: 7	H: 0 LOB: 0 BB: 8	R: 0 E: 0 K: 1 S: 9	H: 1 LOB: 1 BB: 7	R: 0 E: 0 K: 0 S: 7	H: 0 LOB: 0 BB: 11	R: 0 E: 0 K: 1 S: 13	H: 1 LOB: 0 BB: 20	R: 0 E: 0 K: 0 S: 7	H: 1 LOB: 2 BB: 12	R: 0 E: 1 K: 1 S: 10	H: 1 LOB: 2 BB: 0 P: 14	R: 0 E: 0 K: 0 S: 12	H: 2 LOB: 1 BB: 0 P: 21	1B: 8 2B: 2 3B: 1 HR: 0	SF: 1 SAC: 0 DP: 3 HBP: 0	WP: 0 PB: 0 SB: 1 CS: 0	PA: 46
<b>PITCHER</b>	IP WLS BF H R ER SO BB IBB HBP BLK WP HR S P ERA WHIP	48 Rick Porcello, R ERA: 4.36	(1.1) 8.0 28 4 1 1 3 1 0 0 0 0 0 67 91 1.12 0.625	56 Fernando Rodney, R ERA: 3.6	(9.1) 1.0 4 1 1 1 1 0 0 0 0 0 0 11 14 9.00 1.000	45 Ryan Perry, R ERA: 3.21	(10.1) 1.0 4 2 0 0 1 0 0 0 0 0 7 12 0.00 2.000	44 Bobby Seay, L ERA: 3.21	(11.1) 1.0 5 1 0 0 1 0 0 0 0 0 10 14 0.00 1.000	31 Zach Miner, R ERA: 4.58	(12.1) 1.0 5 2 1 1 0 0 0 0 0 0 12 21 9.00 2.000	<b>PITCHER</b>	IP WLS BF H R ER SO BB IBB HBP BLK WP HR S P ERA WHIP							

Detroit Tigers @ Cleveland Indians  
Progressive Field, Cleveland, OH

Sat Aug 01 2009, 7:05 PM EDT  
Alt. 31,363 - Cloudy - 79 F

AB 44  
R 3  
H 10  
RBI 3  
BB 1  
SO 6  
LOB 18





Batter	1	2	3	4	5	6	7	8	9	AB	R	H	RBI	BB	SO	LOB	TOP										
28 Curtis Granderson, L (1, 8) OBP: 0.341, SLG: 0.467										4	0	2	0	0	1	2	<b>Detroit Tigers @ Cleveland Indians</b> Progressive Field, Cleveland, OH Sun Aug 02 2009, 1:05 PM EDT Att: 24,718 - Partly Cloudy - 75 F										
39 Ramon Santiago, S (1, 4) OBP: 0.300, SLG: 0.413										2	0	0	1	0	1	0											
34 Clete Thomas, L (1, 9) OBP: 0.337, SLG: 0.448										4	0	1	0	0	0	2											
24 Miguel Cabrera, R (1, 3) OBP: 0.395, SLG: 0.544										4	0	0	0	0	2	2											
9 Carlos Guillen, S (1, 10) OBP: 0.293, SLG: 0.298										3	0	0	0	1	1	0											
25 Ryan Raburn, R (1, 7) (7, 5) OBP: 0.330, SLG: 0.450										4	0	1	0	0	0	1											
15 Brandon Inge, R (1, 5) 33 Marcus Thames, R (7, 7) OBP: 0.333, SLG: 0.503										2	0	1	0	1	0	0											
12 Gerald Laird, R (1, 2) 55 Dusty Ryan, R (8, 2) OBP: 0.276, SLG: 0.200										3	1	1	0	0	0	3											
4 Adam Everett, R (1, 6) OBP: 0.291, SLG: 0.322										3	0	0	0	0	0	3											
<b>Inning Stats</b>	R: 0 E: 0 K: 0 S: 13	H: 1 LOB: 1 BB: 0 P: 18	R: 0 E: 0 K: 0 S: 8	H: 1 LOB: 1 BB: 0 P: 9	R: 0 E: 0 K: 0 S: 6	H: 0 LOB: 0 BB: 0 P: 8	R: 0 E: 0 K: 0 S: 5	H: 1 LOB: 2 BB: 1 P: 9	R: 0 E: 0 K: 1 S: 13	H: 0 LOB: 0 BB: 0 P: 16	R: 0 E: 0 K: 1 S: 5	H: 0 LOB: 0 BB: 0 P: 6	R: 1 E: 0 K: 0 S: 11	H: 2 LOB: 1 BB: 0 P: 15	R: 0 E: 0 K: 2 S: 10	H: 0 LOB: 1 BB: 1 P: 19		1B: 6 2B: 1 3B: 0 HR: 0	SF: 1 SAC: 1 DP: 1 HBP: 0	WP: 0 PB: 0 SB: 1 CS: 0	PA: 34						
<b>PITCHER</b>	IP	WLS	BF	H	R	ER	SO	BB	IBB	HBP	BLK	WP	HR	S	P	ERA	WHIP										
44 Carl Pavano, R (1, 1) ERA: 5.37	8.0	W	30	6	1	1	4	1	0	0	0	0	0	70	100	1.12	0.875										
50 Jensen Lewis, R (9, 1) ERA: 4.91	1.0		4	0	0	0	2	1	0	0	0	0	0	10	19	0.00	1.000										

Batter	1	2	3	4	5	6	7	8	9	AB	R	H	RBI	BB	SO	LOB	BOTTOM										
24 Grady Sizemore, L (1, 8) 8 Chris Gimenez, R (8, 7) OBP: 0.327, SLG: 0.437										4	2	2	2	1	1	2	<b>Detroit Tigers @ Cleveland Indians</b> Progressive Field, Cleveland, OH Sun Aug 02 2009, 1:05 PM EDT Att: 24,718 - Partly Cloudy - 75 F										
13 Adrián Cabrera, S (1, 6) OBP: 0.354, SLG: 0.450										5	2	3	2	0	1	3											
17 Shin-Soo Choo, L (1, 9) OBP: 0.404, SLG: 0.472										4	0	1	1	1	1	2											
2 Johnny Peralta, R (1, 5) OBP: 0.341, SLG: 0.408										3	2	2	0	2	1	1											
48 Travis Hafner, L (1, 10) OBP: 0.367, SLG: 0.505										5	0	0	0	0	0	6											
1 Luis Valbuena, L (1, 4) OBP: 0.293, SLG: 0.403										5	2	2	0	0	2												
25 Andy Marte, R (1, 3) OBP: 0.357, SLG: 0.333										3	2	1	2	1	1	1											
26 Trevor Crowe, S (1, 7) (8, 8) OBP: 0.276, SLG: 0.300										4	1	1	2	0	1	2											
10 Kelly Shoppach, R (1, 2) OBP: 0.340, SLG: 0.382										4	0	1	1	0	1	1											
<b>Inning Stats</b>	R: 1 E: 0 K: 0 S: 11	H: 2 LOB: 1 BB: 1 P: 22	R: 0 E: 0 K: 0 S: 7	H: 0 LOB: 0 BB: 0 P: 13	R: 0 E: 0 K: 0 S: 10	H: 1 LOB: 1 BB: 0 P: 14	R: 5 E: 0 K: 0 S: 17	H: 6 LOB: 1 BB: 0 P: 32	R: 0 E: 0 K: 1 S: 7	H: 1 LOB: 0 BB: 0 P: 11	R: 2 E: 0 K: 3 S: 15	H: 1 LOB: 0 BB: 1 P: 24	R: 3 E: 2 K: 2 S: 20	H: 2 LOB: 2 BB: 2 P: 32	R: 0 E: 0 K: 1 S: 10	H: 0 LOB: 1 BB: 1 P: 19		1B: 6 2B: 5 3B: 0 HR: 2	SF: 0 SAC: 0 DP: 1 HBP: 0	WP: 2 PB: 0 SB: 0 CS: 0	PA: 42						
<b>PITCHER</b>	IP	WLS	BF	H	R	ER	SO	BB	IBB	HBP	BLK	WP	HR	S	P	ERA	WHIP										
58 Armando Galarraga, R (1, 1) ERA: 5.22	5.2	L	29	11	8	8	3	2	0	0	0	0	2	61	107	12.71	2.294										
41 Casey Fien, R (6, 1) ERA: 9.0	0.2		7	2	3	2	1	2	0	0	0	0	0	18	31	27.00	6.000										
59 Fu-Te Ni, L (7, 1) ERA: 2.7	1.2		6	0	0	0	3	1	0	0	0	1	0	18	29	0.00	0.600										

AB 30  
R 1  
H 6  
RBI 1  
BB 2  
SO 6  
LOB 14



AB 37  
R 11  
H 13  
RBI 10  
BB 5  
SO 7  
LOB 20





Batter	1	2	3	4	5	6	7	8	9	AB	R	H	RBI	BB	SO	LOB	TOP								
2 Denard Span, L OBP: 0.374, SLG: 0.383										4	1	1	0	1	1	0	<b>Minnesota Twins @ Cleveland Indians</b> Progressive Field, Cleveland, OH Tue Aug 04 2009, 7:05 PM EDT Att: 17,518 - Cloudy - 79 F								
16 Orlando Cabrera, R OBP: 0.323, SLG: 0.379										5	1	2	1	0	0	1									
7 Joe Mauer, L OBP: 0.428, SLG: 0.602										5	3	3	1	0	0	1									
33 Justin Morneau, L OBP: 0.391, SLG: 0.589										5	1	2	2	0	0	2									
16 Jason Kubel, L OBP: 0.374, SLG: 0.552										5	1	2	1	0	1	3									
24 Joe Crede, R OBP: 0.293, SLG: 0.437										5	0	1	1	0	0	2									
21 Delmon Young, R OBP: 0.286, SLG: 0.338										5	2	2	0	0	2	2									
22 Carlos Gómez, R OBP: 0.296, SLG: 0.378										4	1	3	4	0	0	0									
8 Nick Punto, S OBP: 0.314, SLG: 0.258										4	0	0	0	0	2	3									
<b>Inning Stats</b>	R: 0 E: 0 K: 0 S: 8	H: 1 LOB: 0 BB: 0 P: 9	R: 2 E: 0 K: 0 S: 17	H: 3 LOB: 1 BB: 0 P: 23	R: 0 E: 0 K: 1 S: 10	H: 1 LOB: 1 BB: 0 P: 15	R: 0 E: 0 K: 2 S: 18	H: 2 LOB: 2 BB: 0 P: 23	R: 6 E: 0 K: 1 S: 20	H: 5 LOB: 0 BB: 1 P: 31	R: 1 E: 0 K: 0 S: 11	H: 2 LOB: 1 BB: 0 P: 18	R: 0 E: 0 K: 1 S: 11	H: 0 LOB: 0 BB: 0 P: 16	R: 0 E: 0 K: 1 S: 9	H: 0 LOB: 0 BB: 0 P: 16	R: 1 E: 0 K: 0 S: 10	H: 2 LOB: 1 BB: 0 P: 15	1B: 7 2B: 7 3B: 0 HR: 2	SF: 0 SAC: 0 DP: 1 HBP: 0	WP: 1 PB: 0 SB: 0 CS: 0	PA: 43			
<b>PITCHER</b>	IP	WLS	BF	H	R	ER	SO	BB	IBB	HBP	BLK	WP	HR	S	P	ERA	WHIP								
28 David Huff, L ERA: 6.81	4.2	L	25	11	7	7	4	1	0	0	0	1	1	69	94	13.50	2.571								
50 Jensen Lewis, R ERA: 5.18	1.1		7	3	2	2	0	0	0	0	0	0	1	15	25	13.50	2.250								
49 Tony Sipp, L ERA: 5.09	1.0		3	0	0	0	1	0	0	0	0	0	0	11	16	0.00	0.000								
54 Chris Perez, R ERA: 4.37	1.0		3	0	0	0	1	0	0	0	0	0	0	9	16	0.00	0.000								
16 Tomo Ohka, R ERA: 5.36	1.0		5	2	1	1	0	0	0	0	0	0	0	10	15	9.00	2.000								
<b>Batter</b>	<b>1</b>	<b>2</b>	<b>3</b>	<b>4</b>	<b>5</b>	<b>6</b>	<b>7</b>	<b>8</b>	<b>9</b>	<b>AB</b>	<b>R</b>	<b>H</b>	<b>RBI</b>	<b>BB</b>	<b>SO</b>	<b>LOB</b>	<b>BOTTOM</b>								
24 Grady Sizemore, L OBP: 0.326, SLG: 0.433										3	0	0	0	0	2	2	<b>Minnesota Twins @ Cleveland Indians</b> Progressive Field, Cleveland, OH Tue Aug 04 2009, 7:05 PM EDT Att: 17,518 - Cloudy - 79 F								
13 Adrián Cabrera, S OBP: 0.350, SLG: 0.444										4	0	0	0	0	1	1									
17 Shin-Soo Choo, L OBP: 0.400, SLG: 0.467										4	0	0	0	0	1	0									
2 Johnny Peralta, R OBP: 0.343, SLG: 0.411										4	1	2	0	0	0	0									
48 Travis Hafner, L OBP: 0.370, SLG: 0.511										4	0	2	1	0	0	0									
8 Chris Gimenez, R OBP: 0.288, SLG: 0.357										3	0	0	0	1	0	2									
1 Luis Valbuena, L OBP: 0.288, SLG: 0.395										4	0	0	0	0	0	2									
25 Andy Marte, R OBP: 0.412, SLG: 0.357										2	0	1	0	1	0	0									
26 Trevor Crowe, S OBP: 0.267, SLG: 0.289										3	0	0	0	0	1	2									
<b>Inning Stats</b>	R: 0 E: 0 K: 2 S: 11	H: 0 LOB: 0 BB: 0 P: 17	R: 0 E: 0 K: 0 S: 10	H: 0 LOB: 0 BB: 0 P: 13	R: 0 E: 0 K: 0 S: 16	H: 1 LOB: 1 BB: 0 P: 20	R: 0 E: 0 K: 0 S: 11	H: 2 LOB: 2 BB: 0 P: 17	R: 0 E: 0 K: 1 S: 12	H: 0 LOB: 1 BB: 1 P: 20	R: 0 E: 0 K: 1 S: 9	H: 0 LOB: 0 BB: 0 P: 14	R: 0 E: 0 K: 0 S: 6	H: 0 LOB: 0 BB: 0 P: 8	R: 0 E: 0 K: 1 S: 9	H: 0 LOB: 1 BB: 0 P: 14	R: 1 E: 0 K: 0 S: 10	H: 2 LOB: 1 BB: 1 P: 17	1B: 3 2B: 2 3B: 0 HR: 0	SF: 0 SAC: 0 DP: 1 HBP: 1	WP: 0 PB: 0 SB: 0 CS: 0	PA: 34			
<b>PITCHER</b>	IP	WLS	BF	H	R	ER	SO	BB	IBB	HBP	BLK	WP	HR	S	P	ERA	WHIP								
30 Scott Baker, R ERA: 4.99	7.0	W	25	3	0	0	4	1	0	0	0	0	0	75	109	0.00	0.571								
28 Jesse Crain, R ERA: 7.2	1.0		4	0	0	0	1	0	0	1	0	0	0	9	14	0.00	0.000								
44 Bob Keppel, R ERA: 5.01	1.0		5	2	1	1	0	1	0	0	0	0	0	10	17	9.00	3.000								
<b>AB</b>	<b>R</b>	<b>H</b>	<b>RBI</b>	<b>BB</b>	<b>SO</b>	<b>LOB</b>																			
31	1	5	1	2	5	9																			



Batter	1	2	3	4	5	6	7	8	9	AB	R	H	RBI	BB	SO	LOB	TOP																			
<b>2 Denard Span, L</b> OBP: 0.373, SLG: 0.381	G4-3		18 CS 1B			G4-3		G1-3		4	0	1	0	0	0	0	<b>Minnesota Twins @ Cleveland Indians</b> Progressive Field, Cleveland, OH Wed Aug 05 2009, 7:05 PM EDT Att: 17,683 - Clear - 70 F																			
<b>16 Orlando Cabrera, R</b> OBP: 0.325, SLG: 0.385	G5-3		CS	7 1B		7 F 33 G5-3 2B		7 BB 1B		4	1	3	0	0	0																					
<b>7 Joe Mauer, L</b> OBP: 0.429, SLG: 0.599	G4-3			1B		E3 33 G5-3		4-2 BB 1B		3	0	1	0	1	0																					
<b>33 Justin Morneau, L</b> OBP: 0.388, SLG: 0.583		F7		K		G5-3		F9		4	0	0	1	0	1																					
<b>16 Jason Kubel, L</b> OBP: 0.372, SLG: 0.548		K		F8		K				4	0	1	0	0	2																					
<b>5 Michael Cuddyer, R</b> OBP: 0.344, SLG: 0.497		1B		P3						4	0	1	0	0	0																					
<b>24 Joe Crede, R</b> OBP: 0.289, SLG: 0.431		G1-3		L7		L7		F7		4	0	0	0	0	1																					
<b>22 Carlos Gómez, R</b> OBP: 0.292, SLG: 0.371			G6-3	G4-3		K		P3		4	0	0	0	0	1																					
<b>8 Nick Punto, S</b> OBP: 0.310, SLG: 0.254			K	G4-3		G4-3		P2		3	0	0	0	0	1																					
<b>Inning Stats</b>	R: 0 E: 0 K: 0 S: 5	H: 0 LOB: 0 BB: 7	R: 0 E: 0 K: 1 S: 10	H: 1 LOB: 1 BB: 12	R: 0 E: 0 K: 1 S: 12	H: 1 LOB: 0 BB: 19	R: 0 E: 0 K: 1 S: 10	H: 2 LOB: 2 BB: 13	R: 0 E: 0 K: 0 S: 4	H: 0 LOB: 0 BB: 6	R: 1 E: 0 K: 1 S: 10	H: 1 LOB: 1 BB: 19	R: 0 E: 0 K: 1 S: 7	H: 0 LOB: 0 BB: 11	R: 0 E: 0 K: 0 S: 13	H: 1 LOB: 2 BB: 25	R: 0 E: 0 K: 1 S: 10	H: 1 LOB: 1 BB: 15	1B: 6 2B: 1 3B: 0 HR: 0	SF: 0 SAC: 0 DP: 0 HBP: 0	WP: 0 PB: 0 SB: 0 CS: 1	PA: 36														
<b>PITCHER</b>	IP	WLS	BF	H	R	ER	SO	BB	IBB	HBP	BLK	WP	HR	S	P	ERA	WHIP	<b>PITCHER</b>		IP	WLS	BF	H	R	ER	SO	BB	IBB	HBP	BLK	WP	HR	S	P	ERA	WHIP
<b>32 Aaron Laffey, L</b> ERA: 3.58	8.0	W	31	6	1	0	5	1	0	0	0	0	0	71	112	0.00	0.875			8.0	W	31	6	1	0	5	1	0	0	0	0	0	71	112	0.00	0.875
<b>40 Jess Todd, R</b> ERA: 6.75	1.0		4	1	0	0	1	0	0	0	0	0	0	10	15	0.00	1.000			1.0		4	1	0	0	1	0	0	0	0	0	10	15	0.00	1.000	

Batter	1	2	3	4	5	6	7	8	9	AB	R	H	RBI	BB	SO	LOB	BOTTOM																			
<b>24 Grady Sizemore, L</b> OBP: 0.330, SLG: 0.439	13 1B	F8		13 1B 17 1B 2H		13 2B 1H		K		5	2	3	2	0	1	3	<b>Minnesota Twins @ Cleveland Indians</b> Progressive Field, Cleveland, OH Wed Aug 05 2009, 7:05 PM EDT Att: 17,683 - Clear - 70 F																			
<b>13 Asdrúbal Cabrera, S</b> OBP: 0.366, SLG: 0.462	1B	SF8		17 1B 1B		17 2B 2H		2 PB HBP		3	1	3	2	0	0																					
<b>17 Shin-Soo Choo, L</b> OBP: 0.400, SLG: 0.469	L4	F8		1B		2 SF7 11 SF7 2H		K		5	1	2	2	0	1																					
<b>2 Jhonny Peralta, R</b> OBP: 0.339, SLG: 0.406	K		F7	K		G6-3		K		5	0	0	0	0	3																					
<b>8 Chris Gimenez, R</b> OBP: 0.294, SLG: 0.342	G5-3		11 CS BB	K		BB		K		3	0	0	0	2	2																					
<b>11 Jamey Carroll, R</b> OBP: 0.384, SLG: 0.362		25 BB 10 1B 26 1B BB	F8	BB		BB		SF7		1	1	0	1	2	0																					
<b>10 Kelly Shoppach, R</b> OBP: 0.338, SLG: 0.379	26 1B 13 SF8 25 BB 1B			F9		K		G4-3		4	1	1	0	0	1																					
<b>25 Andy Marte, R</b> OBP: 0.381, SLG: 0.294	26 1B BB			G5-3		F8		K		3	0	0	0	1	1																					
<b>26 Trevor Crowe, S</b> OBP: 0.287, SLG: 0.302	1B			E8 24 PB 24 1B 1B		24 2B BB		K		3	2	2	1	1	1																					
<b>Inning Stats</b>	R: 0 E: 0 K: 1 S: 14	H: 2 LOB: 2 BB: 0 P: 24	R: 2 E: 0 K: 0 S: 12	H: 2 LOB: 2 BB: 2 P: 23	R: 0 E: 0 K: 0 S: 6	H: 0 LOB: 0 BB: 1 P: 13	R: 2 E: 1 K: 1 S: 14	H: 4 LOB: 2 BB: 0 P: 20	R: 0 E: 0 K: 2 S: 8	H: 0 LOB: 1 BB: 1 P: 16	R: 4 E: 0 K: 0 S: 21	H: 3 LOB: 1 BB: 2 P: 39	R: 0 E: 0 K: 3 S: 9	H: 0 LOB: 0 BB: 0 P: 14	R: 0 E: 0 K: 3 S: 14	H: 0 LOB: 1 BB: 0 P: 21	1B: 8 2B: 3 3B: 0 HR: 0	SF: 2 SAC: 0 DP: 0 HBP: 1	WP: 0 PB: 2 SB: 0 CS: 1	PA: 41																
<b>PITCHER</b>	IP	WLS	BF	H	R	ER	SO	BB	IBB	HBP	BLK	WP	HR	S	P	ERA	WHIP	<b>PITCHER</b>		IP	WLS	BF	H	R	ER	SO	BB	IBB	HBP	BLK	WP	HR	S	P	ERA	WHIP
<b>47 Francisco Liriano, L</b> ERA: 5.63	5.0	L	26	4	4	4	4	4	0	0	0	0	0	54	96	7.20	2.400			5.0	L	26	4	4	4	4	4	0	0	0	0	0	54	96	7.20	2.400
<b>39 R.A. Dickey, R</b> ERA: 4.62	0.0		3	2	3	3	0	1	0	0	0	0	0	7	14	-	-			0.0		3	2	3	3	0	1	0	0	0	0	7	14	-	-	
<b>44 Bob Keppel, L</b> ERA: 5.16	1.0		5	1	1	1	0	1	0	0	0	0	0	14	25	9.00	2.000			1.0		5	1	1	1	0	1	0	0	0	14	25	9.00	2.000		
<b>50 Jose Mijares, L</b> ERA: 2.65	1.0		3	0	0	0	3	0	0	0	0	0	0	9	14	0.00	0.000			1.0		3	0	0	0	3	0	0	0	0	9	14	0.00	0.000		
<b>54 Matt Guerrier, R</b> ERA: 2.08	1.0		4	0	0	0	3	0	0	1	0	0	0	14	21	0.00	0.000			1.0		4	0	0	0	3	0	0	1	0	14	21	0.00	0.000		

AB 34  
R 1  
H 7  
RBI 1  
BB 1  
SO 6  
LOB 15



AB 32  
R 8  
H 11  
RBI 8  
BB 6  
SO 10  
LOB 21





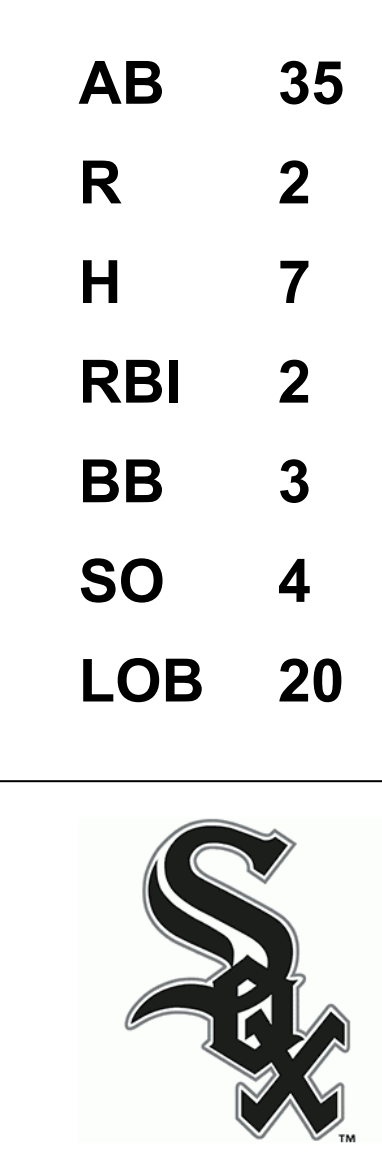
Batter	1	2	3	4	5	6	7	8	9	AB	R	H	RBI	BB	SO	LOB	TOP				
2 Denard Span, L OBP: 0.371, SLG: 0.377 (1, 8)										4	0	0	0	1	1	2	<b>Minnesota Twins @ Cleveland Indians</b> Progressive Field, Cleveland, OH Thu Aug 06 2009, 12:05 PM EDT Att: 21,657 - Cloudy - 74 F				
18 Orlando Cabrera, R OBP: 0.328, SLG: 0.387 (1, 6)										3	0	2	0	0	0	0					
7 Joe Mauer, L OBP: 0.427, SLG: 0.595 (1, 10)										4	0	1	0	0	0	2					
33 Justin Morneau, L OBP: 0.387, SLG: 0.578 (1, 3)										3	0	0	0	1	0	3					
16 Jason Kubel, L OBP: 0.371, SLG: 0.545 22 Carlos Gómez, R OBP: 0.292, SLG: 0.371 (1, 7) (8, PR)										4	0	1	0	0	0	5					
5 Michael Cuddyer, R OBP: 0.348, SLG: 0.501 (1, 9)										3	1	2	0	1	0	1					
24 Joe Crede, R OBP: 0.289, SLG: 0.432 (1, 5)										4	0	1	0	0	2	4					
55 Mike Redmond, R OBP: 0.310, SLG: 0.292 (1, 2)										4	0	0	0	0	1	4					
12 Alexi Casilla, S OBP: 0.256, SLG: 0.200 23 Brendan Harris, R OBP: 0.303, SLG: 0.367 (1, 4) (9, PH)										3	0	0	0	0	1	3					
<b>Inning Stats</b>	R: 0 H: 0 E: 0 K: 0 S: 9	H: 0 LOB: 2 BB: 2 P: 20	R: 0 H: 1 E: 0 K: 1 S: 14	H: 1 LOB: 2 BB: 1 P: 23	R: 0 H: 1 E: 0 K: 0 S: 4	H: 1 LOB: 1 BB: 0 P: 8	R: 1 H: 1 E: 0 K: 1 S: 9	H: 1 LOB: 0 BB: 0 P: 11	R: 0 H: 2 E: 0 K: 0 S: 13	H: 1 LOB: 2 BB: 0 P: 20	R: 0 H: 0 E: 0 K: 1 S: 8	H: 0 LOB: 0 BB: 0 P: 13	R: 0 H: 1 E: 0 K: 1 S: 10	H: 1 LOB: 2 BB: 0 P: 14	R: 0 H: 0 E: 0 K: 1 S: 7	H: 0 LOB: 0 BB: 0 P: 9		1B: 5 2B: 2 3B: 0 HR: 0	SF: 0 SAC: 1 DP: 0 HBP: 0	WP: 1 PB: 0 SB: 1 CS: 0	PA: 37
<b>PITCHER</b>	IP WLS BF H R ER SO BB IBB HBP BLK WP HR S P ERA WHIP	IP WLS BF H R ER SO BB IBB HBP BLK WP HR S P ERA WHIP	IP WLS BF H R ER SO BB IBB HBP BLK WP HR S P ERA WHIP	IP WLS BF H R ER SO BB IBB HBP BLK WP HR S P ERA WHIP	IP WLS BF H R ER SO BB IBB HBP BLK WP HR S P ERA WHIP	IP WLS BF H R ER SO BB IBB HBP BLK WP HR S P ERA WHIP	IP WLS BF H R ER SO BB IBB HBP BLK WP HR S P ERA WHIP	IP WLS BF H R ER SO BB IBB HBP BLK WP HR S P ERA WHIP	IP WLS BF H R ER SO BB IBB HBP BLK WP HR S P ERA WHIP	IP WLS BF H R ER SO BB IBB HBP BLK WP HR S P ERA WHIP	IP WLS BF H R ER SO BB IBB HBP BLK WP HR S P ERA WHIP	IP WLS BF H R ER SO BB IBB HBP BLK WP HR S P ERA WHIP	IP WLS BF H R ER SO BB IBB HBP BLK WP HR S P ERA WHIP	IP WLS BF H R ER SO BB IBB HBP BLK WP HR S P ERA WHIP	IP WLS BF H R ER SO BB IBB HBP BLK WP HR S P ERA WHIP	IP WLS BF H R ER SO BB IBB HBP BLK WP HR S P ERA WHIP	IP WLS BF H R ER SO BB IBB HBP BLK WP HR S P ERA WHIP	IP WLS BF H R ER SO BB IBB HBP BLK WP HR S P ERA WHIP	IP WLS BF H R ER SO BB IBB HBP BLK WP HR S P ERA WHIP	IP WLS BF H R ER SO BB IBB HBP BLK WP HR S P ERA WHIP	IP WLS BF H R ER SO BB IBB HBP BLK WP HR S P ERA WHIP
55 Roberto Hernandez, R ERA: 6.66 49 Tony Sipp, L ERA: 4.74 38 Joe Smith, R ERA: 3.6 34 Kerry Wood, R ERA: 4.97 (1, 1) (7, 1) (8, 1) (9, 1)	6.0 1.1 0.2 1.0	27 5 2 3	6 1 0 0	1 2 0 1	2 1 0 1	3 0 0 0	0 0 0 0	0 0 0 0	1 0 13 7	0 0 5 8	58 19 8 9	97 19 8 9	1.50 0.00 0.00 0.00	1.500 0.750 0.000 0.000							
<b>Batter</b>	<b>1</b>	<b>2</b>	<b>3</b>	<b>4</b>	<b>5</b>	<b>6</b>	<b>7</b>	<b>8</b>	<b>9</b>	<b>AB</b>	<b>R</b>	<b>H</b>	<b>RBI</b>	<b>BB</b>	<b>SO</b>	<b>LOB</b>	<b>BOTTOM</b>				
24 Grady Sizemore, L OBP: 0.329, SLG: 0.437 (1, 8)										4	0	1	0	0	1	0	<b>Minnesota Twins @ Cleveland Indians</b> Progressive Field, Cleveland, OH Thu Aug 06 2009, 12:05 PM EDT Att: 21,657 - Cloudy - 74 F				
13 Asdrúbal Cabrera, S OBP: 0.358, SLG: 0.456 (1, 6)										4	1	2	0	0	0	0					
17 Shin-Soo Choo, L OBP: 0.401, SLG: 0.469 (1, 9)										4	0	2	0	0	0	2					
2 Jhonny Peralta, R OBP: 0.336, SLG: 0.403 (1, 5)										3	0	0	1	0	0	3					
48 Travis Hafner, L OBP: 0.374, SLG: 0.513 (1, 10)										3	1	2	0	0	0	0					
8 Chris Gimenez, R OBP: 0.295, SLG: 0.333 (1, 3)										2	0	0	0	1	1	1					
1 Luis Valbuena, L OBP: 0.288, SLG: 0.391 (1, 4)										2	0	0	0	1	0	2					
26 Trevor Crowe, S OBP: 0.289, SLG: 0.315 (1, 7)										3	0	1	1	0	0	0					
16 Wyatt Teregas, R OBP: 0.125, SLG: 0.125 (1, 2)										3	0	0	0	0	0	2					
<b>Inning Stats</b>	R: 0 H: 2 E: 0 K: 0 S: 11	H: 0 LOB: 0 BB: 0 P: 9	R: 0 H: 0 E: 0 K: 0 S: 9	H: 0 LOB: 0 BB: 0 P: 10	R: 1 H: 2 E: 0 K: 0 S: 23	H: 2 LOB: 2 BB: 1 P: 38	R: 0 H: 0 E: 0 K: 1 S: 6	H: 0 LOB: 0 BB: 0 P: 9	R: 0 H: 1 E: 0 K: 0 S: 4	H: 1 LOB: 0 BB: 0 P: 4	R: 1 H: 2 E: 0 K: 1 S: 8	H: 2 LOB: 1 BB: 1 P: 13	R: 0 H: 1 E: 0 K: 0 S: 10	H: 1 LOB: 1 BB: 0 P: 14	R: 0 H: 0 E: 0 K: 1 S: 7	H: 0 LOB: 0 BB: 0 P: 9		1B: 6 2B: 3 3B: 0 HR: 0	SF: 1 SAC: 0 DP: 2 HBP: 0	WP: 0 PB: 0 SB: 1 CS: 0	PA: 31
<b>PITCHER</b>	IP WLS BF H R ER SO BB IBB HBP BLK WP HR S P ERA WHIP	IP WLS BF H R ER SO BB IBB HBP BLK WP HR S P ERA WHIP	IP WLS BF H R ER SO BB IBB HBP BLK WP HR S P ERA WHIP	IP WLS BF H R ER SO BB IBB HBP BLK WP HR S P ERA WHIP	IP WLS BF H R ER SO BB IBB HBP BLK WP HR S P ERA WHIP	IP WLS BF H R ER SO BB IBB HBP BLK WP HR S P ERA WHIP	IP WLS BF H R ER SO BB IBB HBP BLK WP HR S P ERA WHIP	IP WLS BF H R ER SO BB IBB HBP BLK WP HR S P ERA WHIP	IP WLS BF H R ER SO BB IBB HBP BLK WP HR S P ERA WHIP	IP WLS BF H R ER SO BB IBB HBP BLK WP HR S P ERA WHIP	IP WLS BF H R ER SO BB IBB HBP BLK WP HR S P ERA WHIP	IP WLS BF H R ER SO BB IBB HBP BLK WP HR S P ERA WHIP	IP WLS BF H R ER SO BB IBB HBP BLK WP HR S P ERA WHIP	IP WLS BF H R ER SO BB IBB HBP BLK WP HR S P ERA WHIP	IP WLS BF H R ER SO BB IBB HBP BLK WP HR S P ERA WHIP	IP WLS BF H R ER SO BB IBB HBP BLK WP HR S P ERA WHIP	IP WLS BF H R ER SO BB IBB HBP BLK WP HR S P ERA WHIP	IP WLS BF H R ER SO BB IBB HBP BLK WP HR S P ERA WHIP	IP WLS BF H R ER SO BB IBB HBP BLK WP HR S P ERA WHIP	IP WLS BF H R ER SO BB IBB HBP BLK WP HR S P ERA WHIP	IP WLS BF H R ER SO BB IBB HBP BLK WP HR S P ERA WHIP
53 Nick Blackburn, R ERA: 3.79 54 Matt Guerrier, R ERA: 1.99 (1, 1) (7, 1)	6.1 1.2	26 5	7 1	2 0	2 0	2 0	0 0	0 0	0 0	0 0	11 15	66 15	2.84 0.00	1.421 0.600							



Batter	1	2	3	4	5	6	7	8	9	AB R H RBI BB SO LOB	TOP													
24 Grady Sizemore, L OBP: 0.332, SLG: 0.437										4 1 2 0 1 1 2	<b>Cleveland Indians @ Chicago White Sox</b> U.S. Cellular Field, Chicago, IL Fri Aug 07 2009, 8:11 PM EDT Att: 27,153 - Overcast - 64 F													
13 Asdrúbal Cabrera, S OBP: 0.397, SLG: 0.453										4 0 1 0 0 0 3														
17 Shin-Soo Choo, L OBP: 0.402, SLG: 0.473										3 1 1 0 0 0 0														
2 Jhonny Peralta, R OBP: 0.387, SLG: 0.406										4 0 2 1 0 0 2														
48 Travis Hafner, L OBP: 0.372, SLG: 0.505										3 1 0 0 1 1 3														
11 Jamey Carroll, R OBP: 0.320, SLG: 0.365										4 1 2 0 0 0 1														
10 Kelly Shoppach, R OBP: 0.345, SLG: 0.419										4 2 3 4 0 1 0														
26 Trevor Crowe, S OBP: 0.287, SLG: 0.304										3 0 0 0 1 0 2														
25 Andy Marte, R OBP: 0.320, SLG: 0.238										4 0 0 0 0 2 2														
<b>Inning Stats</b>	R: 1 E: 1 K: 0 S: 8	H: 1 LOB: 1 BB: 0 P: 10	R: 2 E: 1 K: 0 S: 9	H: 2 LOB: 0 BB: 0 P: 13	R: 1 E: 0 K: 0 S: 7	H: 3 LOB: 0 BB: 0 P: 13	R: 1 E: 0 K: 0 S: 9	H: 1 LOB: 0 BB: 0 P: 17	R: 0 E: 0 K: 0 S: 11	H: 0 LOB: 0 BB: 0 P: 16		R: 1 E: 0 K: 0 S: 12	H: 2 LOB: 1 BB: 1 P: 21	R: 0 E: 0 K: 1 S: 9	H: 1 LOB: 0 BB: 0 P: 12	R: 0 E: 0 K: 1 S: 11	H: 1 LOB: 1 BB: 1 P: 18	R: 0 E: 0 K: 3 S: 11	H: 0 LOB: 1 BB: 1 P: 18	1B: 7 2B: 1 3B: 1 HR: 2	SF: 0 SAC: 0 DP: 6 HBP: 1	WP: 0 PB: 1 SB: 1 CS: 0	PA: 37	
<b>PITCHER</b>	IP WLS BF H R ER SO BB IBB HBP BLK WP HR S P ERA WHIP	7.2 L 32 11 6 5 2 2 0 1 0 0 2 73 115 5.87 1.696	1.1 5 0 0 0 3 1 0 0 0 0 0 14 24 0.00 0.750											IP WLS BF H R ER SO BB IBB HBP BLK WP HR S P ERA WHIP										
56 Mark Buehrle, L ERA: 3.89																								
57 Ramon Pena, R ERA: 4.34																								

Batter	1	2	3	4	5	6	7	8	9	AB R H RBI BB SO LOB	BOTTOM															
22 Scott Podsednik, L OBP: 0.356, SLG: 0.398										5 0 2 0 0 0 1	<b>Cleveland Indians @ Chicago White Sox</b> U.S. Cellular Field, Chicago, IL Fri Aug 07 2009, 8:11 PM EDT Att: 27,153 - Overcast - 64 F															
15 Gordon Beckham, R OBP: 0.375, SLG: 0.495										4 1 1 1 1 1 2																
23 Jermaine Dye, R OBP: 0.349, SLG: 0.518										3 0 1 0 1 1 1																
25 Jim Thome, L OBP: 0.388, SLG: 0.504										4 0 1 1 0 2 4																
14 Paul Konerko, R OBP: 0.348, SLG: 0.501										4 0 0 0 0 0 4																
12 A.J. Pierzynski, L OBP: 0.339, SLG: 0.457										4 0 1 0 0 0 3																
20 Carlos Quentin, R OBP: 0.315, SLG: 0.438										4 0 1 0 0 0 1																
10 Alexei Ramirez, R OBP: 0.324, SLG: 0.395										4 0 0 0 0 0 2																
17 Chris Getz, L OBP: 0.320, SLG: 0.370										0 0 0 0 0 0 0																
5 Jayson Nix, R OBP: 0.313, SLG: 0.452										2 1 0 0 1 0 1																
31 Dewayne Wise, L OBP: 0.239, SLG: 0.342										1 0 0 0 0 0 1																
<b>Inning Stats</b>	R: 0 E: 0 K: 1 S: 13	H: 1 LOB: 1 BB: 0 P: 19	R: 0 E: 0 K: 0 S: 6	H: 1 LOB: 0 BB: 0 P: 7	R: 2 E: 0 K: 0 S: 10	H: 2 LOB: 1 BB: 1 P: 15	R: 0 E: 0 K: 0 S: 8	H: 1 LOB: 0 BB: 0 P: 10	R: 0 E: 0 K: 2 S: 9	H: 0 LOB: 0 BB: 0 P: 10	R: 0 E: 0 K: 0 S: 10	H: 0 LOB: 0 BB: 0 P: 14	R: 0 E: 0 K: 0 S: 5	H: 0 LOB: 0 BB: 0 P: 6	R: 0 E: 0 K: 1 S: 15	H: 1 LOB: 3 BB: 2 P: 29	R: 0 E: 0 K: 0 S: 9	H: 1 LOB: 3 BB: 0 P: 13	1B: 5 2B: 2 3B: 0 HR: 0	SF: 0 SAC: 0 DP: 0 HBP: 0	WP: 0 PB: 0 SB: 0 CS: 0	PA: 38				
<b>PITCHER</b>	IP WLS BF H R ER SO BB IBB HBP BLK WP HR S P ERA WHIP	7.0 W 29 6 2 2 3 2 0 0 0 0 0 6 94 2.57 1.143	0.2 H 3 0 0 0 1 1 0 0 0 0 0 0 6 13 0.00 1.500	0.1 H 1 0 0 0 0 0 0 0 0 0 0 0 3 3 0.00 0.000	1.0 5 1 0 0 0 0 0 0 0 0 0 9 13 0.00 1.000											IP WLS BF H R ER SO BB IBB HBP BLK WP HR S P ERA WHIP										
45 Jeremy Sowers, L ERA: 4.75																										
54 Chris Perez, R ERA: 4.29																										
49 Tony Sipp, L ERA: 4.66																										
34 Kerry Wood, R ERA: 4.85																										

AB	33
R	6
H	11
RBI	5
BB	3
SO	5
LOB	15





Batter	1	2	3	4	5	6	7	8	9	AB	R	H	RBI	BB	SO	LOB	TOP										
24 Grady Sizemore, L OBP: 0.328, SLG: 0.431	L7		K	G3-1		G4-3		F8		5	0	0	1	0	1	3	Cleveland Indians @ Chicago White Sox U.S. Cellular Field, Chicago, IL Sat Aug 08 2009, 7:05 PM EDT Att: 35,224 - Partly Cloudy - 85 F										
13 Asdrúbal Cabrera, S OBP: 0.362, SLG: 0.457	BB		BB	BB		K		BB		4	1	3	1	1	1	1											
17 Shin-Soo Choo, L OBP: 0.404, SLG: 0.471	BB		BB	BB		K		K		2	1	0	0	3	2	3											
2 Jhonny Peralta, R OBP: 0.338, SLG: 0.407	BB		BB	BB		K		K		4	0	1	2	1	2	4											
48 Travis Hafner, L OBP: 0.364, SLG: 0.493	K		F9	K		K		K		5	0	0	0	0	4	4											
8 Chris Gimenez, R OBP: 0.301, SLG: 0.329	K		F9	BB		BB		K		4	1	1	0	1	2	4											
1 Luis Valbuena, L OBP: 0.295, SLG: 0.398										4	1	2	1	1	0	1											
10 Kelly Shoppach, R OBP: 0.344, SLG: 0.413										3	1	0	0	1	2	3											
26 Trevor Crowe, S OBP: 0.298, SLG: 0.316										3	0	2	0	0	1	0											
<b>Inning Stats</b>	R: 0 H: 0 E: 0 K: 2 S: 9	H: 0 LOB: 3 BB: 3 P: 25	R: 0 H: 1 E: 0 K: 2 S: 8	H: 0 LOB: 0 BB: 0 P: 13	R: 2 H: 2 E: 0 K: 1 S: 13	H: 2 LOB: 1 BB: 1 P: 22	R: 2 H: 1 E: 0 K: 1 S: 11	H: 1 LOB: 1 BB: 1 P: 27	R: 1 H: 1 E: 0 K: 2 S: 12	H: 1 LOB: 1 BB: 1 P: 19	R: 0 H: 1 E: 0 K: 1 S: 7	H: 1 LOB: 2 BB: 1 P: 16	R: 0 H: 1 E: 0 K: 2 S: 11	H: 2 LOB: 2 BB: 0 P: 15	R: 0 H: 2 E: 0 K: 2 S: 15	H: 2 LOB: 2 BB: 0 P: 23	R: 0 H: 0 E: 0 K: 2 S: 11	H: 0 LOB: 0 BB: 0 P: 17	1B: 7 2B: 3 3B: 0 HR: 0	SF: 0 SAC: 1 DP: 1 HBP: 0	WP: 0 PB: 0 SB: 4 CS: 1	PA: 43					
<b>PITCHER</b>	IP	WLS	BF	H	R	ER	SO	BB	IBB	HBP	BLK	WP	HR	S	P	ERA	WHIP										
60 Carlos Torres, R ERA: 6.75	3.1		18	3	4	4	5	6	0	0	0	0	0	33	72	10.80	2.700										
67 Randy Williams, L ERA: 3.18	1.1		7	2	1	1	3	1	0	0	0	0	0	19	33	6.75	2.250										
D.J. Carrasco, R ERA: 3.82	2.1	W	10	2	0	0	3	0	1	0	0	0	0	19	32	0.00	0.857										
37 Matt Thornton, L ERA: 2.86	1.1	H	6	2	0	0	3	0	0	0	0	0	0	19	29	0.00	1.500										
45 Bobby Jenks, R ERA: 4.14	0.2		2	0	0	0	1	0	0	0	0	0	0	7	11	0.00	0.000										

Batter	1	2	3	4	5	6	7	8	9	AB	R	H	RBI	BB	SO	LOB	BOTTOM										
22 Scott Podsednik, L OBP: 0.354, SLG: 0.393	G1-3	G1-3			K	G4-3		HBP		4	1	0	0	0	1	2	Cleveland Indians @ Chicago White Sox U.S. Cellular Field, Chicago, IL Sat Aug 08 2009, 7:05 PM EDT Att: 35,224 - Partly Cloudy - 85 F										
15 Gordon Beckham, R OBP: 0.376, SLG: 0.493	BB		K		HR	SF8		B1		3	2	1	1	0	1	1											
25 Jim Thome, L OBP: 0.388, SLG: 0.516	BB		BB		HR	G3-1		G3		5	1	2	2	0	1	2											
14 Paul Konerko, R OBP: 0.351, SLG: 0.501	BB		G5-3		BB			E5		4	1	2	0	0	0	1											
12 A.J. Pierzynski, L OBP: 0.340, SLG: 0.456	BB		G6-3		BB			F7		5	2	2	1	0	0	3											
20 Carlos Quentin, R OBP: 0.318, SLG: 0.441	G1-3				BB					3	0	1	2	1	0	2											
17 Chris Getz, L OBP: 0.322, SLG: 0.371					BB					4	0	2	1	0	1	1											
10 Alexei Ramirez, R OBP: 0.326, SLG: 0.393					G6-3					2	0	0	0	2	0	2											
31 Dewayne Wise, L OBP: 0.240, SLG: 0.348					G6-3					4	1	1	0	0	1	4											
<b>Inning Stats</b>	R: 1 H: 2 E: 0 K: 1 S: 12	H: 0 LOB: 2 BB: 0 P: 23	R: 0 H: 0 E: 0 K: 2 S: 8	H: 0 LOB: 1 BB: 1 P: 15	R: 0 H: 1 E: 0 K: 1 S: 9	H: 1 LOB: 0 BB: 0 P: 10	R: 0 H: 1 E: 0 K: 0 S: 9	H: 1 LOB: 1 BB: 0 P: 13	R: 4 H: 4 E: 0 K: 1 S: 19	H: 4 LOB: 1 BB: 0 P: 29	R: 1 H: 1 E: 0 K: 0 S: 9	H: 1 LOB: 0 BB: 0 P: 11	R: 1 H: 2 E: 1 K: 0 S: 10	H: 2 LOB: 2 BB: 2 P: 23	R: 1 H: 0 E: 1 K: 0 S: 9	H: 0 LOB: 1 BB: 0 P: 14	1B: 7 2B: 3 3B: 0 HR: 1	SF: 1 SAC: 0 DP: 0 HBP: 3	WP: 1 PB: 0 SB: 0 CS: 0	PA: 41							
<b>PITCHER</b>	IP	WLS	BF	H	R	ER	SO	BB	IBB	HBP	BLK	WP	HR	S	P	ERA	WHIP										
63 Justin Masterson, R ERA: 4.22	4.0		18	4	1	1	4	1	0	1	0	0	1	14	20	108.00	12.000										
16 Tomo Ohka, R ERA: 6.11	0.1		6	4	4	4	1	0	0	1	0	0	0	12	18	6.75	0.750										
40 Jess Todd, R ERA: 6.75	1.1	L	5	1	1	1	0	0	0	0	0	0	0	12	25	6.75	1.500										
53 Rafael Perez, L ERA: 8.79	1.1		7	2	1	1	0	0	2	0	0	0	0	9	14	0.00	0.000										
50 Jensen Lewis, R ERA: 5.06	1.0		5	0	1	0	0	0	0	1	0	0	0	9	14	0.00	0.000										

AB	34
R	5
H	9
RBI	5
BB	8
SO	15
LOB	23













Batter	1	2	3	4	5	6	7	8	9	AB	R	H	RBI	BB	SO	LOB	TOP			
20 Julio Borbon, L OBP: 0.286, SLG: 0.308										3	1	1	0	1	1	1				
10 Michael Young, R OBP: 0.371, SLG: 0.525										5	0	0	0	0	1	4				
7 David Murphy, L OBP: 0.353, SLG: 0.457										4	0	2	0	1	1	1				
22 Marlon Byrd, R OBP: 0.321, SLG: 0.469										5	1	1	0	0	2	5				
32 Josh Hamilton, L OBP: 0.301, SLG: 0.409										4	1	3	2	0	0	0				
9 Hank Blalock, L OBP: 0.282, SLG: 0.504										4	1	1	1	0	1	3				
21 Jarrod Saltalamacchia, R OBP: 0.294, SLG: 0.376										2	0	0	0	1	1	1				
13 Omar Vizquel, S OBP: 0.333, SLG: 0.364										3	0	0	1	0	0	2				
1 Elvis Andrus, R OBP: 0.330, SLG: 0.360										2	1	1	1	1	0	0				
<b>Inning Stats</b>	R: 0 E: 0 K: 0 S: 11	H: 1 LOB: 1 BB: 1 P: 20	R: 0 E: 0 K: 0 S: 7	H: 1 LOB: 1 BB: 0 P: 11	R: 2 E: 0 K: 0 S: 12	H: 2 LOB: 2 BB: 1 P: 23	R: 0 E: 0 K: 1 S: 12	H: 0 LOB: 0 BB: 0 P: 18	R: 0 E: 0 K: 1 S: 9	H: 0 LOB: 1 BB: 1 P: 16	R: 0 E: 0 K: 1 S: 9	H: 0 LOB: 1 BB: 1 P: 16	R: 0 E: 0 K: 1 S: 12	H: 4 LOB: 1 BB: 0 P: 16	R: 0 E: 0 K: 2 S: 11	H: 0 LOB: 0 BB: 0 P: 14	1B: 6 2B: 3 3B: 0 HR: 0	SF: 0 SAC: 3 DP: 1 HBP: 1	WP: 0 PB: 0 SB: 0 CS: 0	PA: 40
<b>PITCHER</b>	IP: 6.0 WLS: L BF: 26 ERA: 6.37	WLS: L BF: 5 ERA: 7.2	H: 5 R: 1 ER: 1 SO: 3	H: 2 R: 1 ER: 1 SO: 0	BB: 3 IBB: 0 HBP: 0 BLK: 0	BB: 1 IBB: 0 HBP: 0 BLK: 0	WP: 0 HR: 0 S: 11 P: 18	ERA: 3.00 WHIP: 1.333	IP: 7.0 WLS: L BF: 30 ERA: 6.43	WLS: L BF: 5 ERA: 7.2	H: 2 R: 0 ER: 0 SO: 0	H: 1 LOB: 0 BB: 0 P: 0	H: 1 LOB: 0 BB: 0 P: 0	H: 4 LOB: 1 BB: 0 P: 0	H: 2 R: 0 ER: 0 SO: 3	H: 0 LOB: 0 BB: 0 P: 14	2B: 3 3B: 0 HR: 0	SF: 0 SAC: 0 DP: 0 HBP: 0	WP: 0 PB: 0 SB: 0 CS: 0	PA: 40

Texas Rangers @ Cleveland Indians  
Progressive Field, Cleveland, OH  
Wed Aug 12 2009, 7:05 PM EDT  
Att: 18,794 - Clear - 70 F

livebaseballscorecards.com

AB 32  
R 5  
H 9  
RBI 5  
BB 4  
SO 7  
LOB 17

Batter	1	2	3	4	5	6	7	8	9	AB	R	H	RBI	BB	SO	LOB	BOTTOM			
24 Grady Sizemore, L OBP: 0.330, SLG: 0.429										4	0	3	0	0	0	0				
13 Asdrubal Cabrera, S OBP: 0.361, SLG: 0.460										4	0	1	0	0	1	2				
17 Shin-Soo Choo, L OBP: 0.404, SLG: 0.474										4	0	0	0	0	0	2				
2 Johnny Peralta, R OBP: 0.337, SLG: 0.404										4	0	0	0	0	1	1				
48 Travis Hafner, L OBP: 0.364, SLG: 0.493										4	0	2	0	0	2	0				
1 Luis Valbuena, L OBP: 0.297, SLG: 0.406										3	0	0	0	0	1	2				
26 Trevor Crowe, S OBP: 0.281, SLG: 0.294										3	0	0	0	0	1	1				
16 Wyatt Teregas, R OBP: 0.200, SLG: 0.214										3	0	0	0	0	1	1				
25 Andy Marte, R OBP: 0.314, SLG: 0.233										3	0	0	0	0	1	1				
<b>Inning Stats</b>	R: 0 E: 0 K: 0 S: 7	H: 2 LOB: 1 BB: 0 P: 13	R: 0 E: 0 K: 3 S: 9	H: 0 LOB: 0 BB: 0 P: 11	R: 0 E: 0 K: 1 S: 9	H: 1 LOB: 1 BB: 0 P: 14	R: 0 E: 0 K: 0 S: 9	H: 1 LOB: 1 BB: 0 P: 12	R: 0 E: 0 K: 0 S: 6	H: 0 LOB: 0 BB: 0 P: 7	R: 0 E: 0 K: 0 S: 8	H: 1 LOB: 1 BB: 0 P: 14	R: 0 E: 1 K: 2 S: 15	H: 1 LOB: 1 BB: 0 P: 21	R: 0 E: 0 K: 2 S: 9	H: 0 LOB: 0 BB: 0 P: 17	1B: 5 2B: 1 3B: 0 HR: 0	SF: 0 SAC: 0 DP: 2 HBP: 0	WP: 1 PB: 0 SB: 0 CS: 0	PA: 32
<b>PITCHER</b>	IP: 7.2 WLS: W BF: 28 ERA: 2.26	WLS: W BF: 4 ERA: 3.2	H: 6 R: 0 ER: 0 SO: 0	H: 0 R: 0 ER: 0 SO: 3	BB: 0 IBB: 0 HBP: 0 BLK: 0	BB: 0 IBB: 0 HBP: 0 BLK: 0	WP: 1 HR: 0 S: 6 P: 13	ERA: 0.00 WHIP: 0.783	IP: 1.1 WLS: L BF: 4 ERA: 3.2	WLS: L BF: 0 ERA: 0.00	H: 0 R: 0 ER: 0 SO: 3	H: 0 LOB: 0 BB: 0 P: 0	H: 0 LOB: 0 BB: 0 P: 0	H: 1 LOB: 1 BB: 0 P: 0	H: 0 LOB: 0 BB: 0 P: 1	H: 0 LOB: 0 BB: 0 P: 1	2B: 1 3B: 0 HR: 0	SF: 0 SAC: 0 DP: 0 HBP: 0	WP: 0 PB: 0 SB: 0 CS: 0	PA: 32

Texas Rangers @ Cleveland Indians  
Progressive Field, Cleveland, OH  
Wed Aug 12 2009, 7:05 PM EDT  
Att: 18,794 - Clear - 70 F

livebaseballscorecards.com

AB 32  
R 0  
H 6  
RBI 0  
BB 0  
SO 8  
LOB 9



Batter	1	2	3	4	5	6	7	8	9	AB	R	H	RBI	BB	SO	LOB	TOP					
6 Esteban German, R OBP: 0.286, SLG: 0.167										5	0	0	0	0	0	0						
10 Michael Young, R OBP: 0.371, SLG: 0.523										5	1	2	0	0	1	0						
22 Marlon Byrd, R OBP: 0.322, SLG: 0.468										5	0	2	0	0	0	2						
25 Andrew Jones, R OBP: 0.338, SLG: 0.509										3	1	1	0	1	0	1						
32 Josh Hamilton, L OBP: 0.311, SLG: 0.427										4	1	4	2	0	0	0						
9 Hank Blalock, L OBP: 0.284, SLG: 0.504										4	0	2	0	0	0	4						
7 David Murphy, L OBP: 0.348, SLG: 0.452										3	0	0	1	0	0	2						
2 Taylor Teagarden, R OBP: 0.292, SLG: 0.359										4	0	0	0	0	0	3						
1 Elvis Andrus, R OBP: 0.329, SLG: 0.369										4	1	1	1	0	0	3						
<b>Inning Stats</b>	R: 0 H: 2 E: 0 K: 0 S: 13	H: 2 R: 1 ER: 0 LOB: 3 BB: 1 P: 27	R: 0 H: 0 E: 0 K: 0 S: 10	H: 0 R: 0 ER: 0 LOB: 0 BB: 0 P: 16	R: 2 H: 3 E: 0 K: 0 S: 16	H: 3 R: 0 ER: 0 LOB: 1 BB: 0 P: 23	R: 1 H: 1 E: 0 K: 0 S: 12	H: 1 R: 0 ER: 0 LOB: 0 BB: 0 P: 19	R: 0 H: 0 E: 0 K: 0 S: 5	H: 0 R: 0 ER: 0 LOB: 0 BB: 0 P: 9	R: 1 H: 2 E: 0 K: 0 S: 9	H: 2 R: 0 ER: 0 LOB: 1 BB: 0 P: 13	R: 0 H: 1 E: 0 K: 0 S: 11	H: 1 R: 0 ER: 0 LOB: 0 BB: 0 P: 19	R: 0 H: 2 E: 0 K: 0 S: 11	H: 2 R: 0 ER: 0 LOB: 2 BB: 0 P: 15	R: 0 H: 1 E: 0 K: 1 S: 10	H: 1 R: 0 ER: 0 LOB: 0 BB: 0 P: 15	1B: 8 2B: 3 3B: 0 HR: 1	SF: 1 SAC: 0 DP: 0 HBP: 0	WP: 1 PB: 0 SB: 1 CS: 1	PA: 40
<b>PITCHER</b>	IP WLS BF H R ER SO BB IBB HBP BLK WP HR S P ERA WHIP																					
45 Jeremy Sowers, L ERA: 4.88	(1, 1) 5.1 L 25 8 4 4 0 0 1 0 0 0 0 0 1 61 101 6.75 1.688																					
36 Joe Smith, R ERA: 3.25	(6, 1) 1.2 6 1 0 0 0 0 0 0 0 0 0 1 0 15 25 0.00 0.600																					
53 Rafael Perez, L ERA: 9.0	(8, 1) 1.0 5 2 0 0 0 0 0 0 0 0 0 0 0 11 15 0.00 2.000																					
54 Chris Perez, R ERA: 4.06	(9, 1) 1.0 3 1 0 0 1 0 0 0 0 0 0 0 0 10 15 0.00 1.000																					

Texas Rangers @ Cleveland Indians  
Progressive Field, Cleveland, OH  
Thu Aug 13 2009, 12:05 PM EDT  
Att: 20,090 - Sunny - 74 F

AB	37
R	4
H	12
RBI	4
BB	1
SO	1
LOB	15



Batter	1	2	3	4	5	6	7	8	9	AB	R	H	RBI	BB	SO	LOB	BOTTOM					
24 Grady Sizemore, L OBP: 0.332, SLG: 0.430										4	0	2	0	0	1	0						
11 Jamey Carroll, R OBP: 0.394, SLG: 0.392										3	1	2	0	1	1	0						
13 Asdrubal Cabrera, S OBP: 0.360, SLG: 0.449										3	0	1	0	0	1	1						
17 Shin-Soo Choo, L OBP: 0.400, SLG: 0.471										3	0	0	1	0	2	3						
2 Johnny Peralta, R OBP: 0.334, SLG: 0.400										4	0	0	0	0	1	3						
1 Luis Valbuena, L OBP: 0.301, SLG: 0.412										4	0	2	0	0	2	0						
10 Kelly Shoppach, R OBP: 0.349, SLG: 0.410										2	0	1	0	1	0	1						
26 Trevor Crowe, S OBP: 0.271, SLG: 0.283										4	0	0	0	0	1	5						
8 Chris Gimenez, R OBP: 0.289, SLG: 0.313										4	0	0	0	0	3	4						
<b>Inning Stats</b>	R: 1 H: 2 E: 0 K: 1 S: 18	H: 2 R: 1 ER: 0 LOB: 0 BB: 0 P: 29	R: 0 H: 1 E: 0 K: 2 S: 11	H: 1 R: 0 ER: 0 LOB: 0 BB: 0 P: 15	R: 0 H: 2 E: 0 K: 1 S: 15	H: 2 R: 0 ER: 0 LOB: 2 BB: 0 P: 23	R: 0 H: 1 E: 0 K: 1 S: 9	H: 1 R: 0 ER: 0 LOB: 1 BB: 0 P: 15	R: 0 H: 1 E: 0 K: 0 S: 7	H: 1 R: 0 ER: 0 LOB: 1 BB: 1 P: 13	R: 0 H: 0 E: 0 K: 1 S: 6	H: 0 R: 0 ER: 0 LOB: 0 BB: 1 P: 13	R: 0 H: 0 E: 0 K: 3 S: 10	H: 0 R: 0 ER: 0 LOB: 0 BB: 0 P: 13	R: 0 H: 0 E: 0 K: 2 S: 9	H: 0 R: 0 ER: 0 LOB: 0 BB: 0 P: 15	R: 0 H: 1 E: 0 K: 1 S: 14	H: 1 R: 0 ER: 0 LOB: 0 BB: 0 P: 21	1B: 7 2B: 1 3B: 0 HR: 0	SF: 1 SAC: 1 DP: 1 HBP: 1	WP: 0 PB: 0 SB: 0 CS: 1	PA: 36
<b>PITCHER</b>	IP WLS BF H R ER SO BB IBB HBP BLK WP HR S P ERA WHIP																					
39 Scott Feldman, R ERA: 3.9	(1, 1) 6.0 W 26 7 1 1 0 0 2 0 0 0 0 0 0 66 108 1.50 1.500																					
30 Neftali Feliz, R ERA: 1.35	(7, 1) 2.0 H 6 0 0 0 5 0 0 0 0 0 0 0 19 28 0.00 0.000																					
50 Frank Francisco, R ERA: 2.01	(9, 1) 1.0 S 4 1 0 0 1 0 0 0 0 0 0 0 14 21 0.00 1.000																					

Texas Rangers @ Cleveland Indians  
Progressive Field, Cleveland, OH  
Thu Aug 13 2009, 12:05 PM EDT  
Att: 20,090 - Sunny - 74 F

AB	31
R	1
H	8
RBI	1
BB	2
SO	12
LOB	17





Batter	1	2	3	4	5	6	7	8	9	AB	R	H	RBI	BB	SO	LOB	TOP					
24 Grady Sizemore, L OBP: 0.331, SLG: 0.427										3	0	0	0	0	1	0	<b>Cleveland Indians @ Minnesota Twins</b> Hubert H. Humphrey Metrodome, Minneapolis, MN Fri Aug 14 2009, 8:10 PM EDT Att: 34,845 - Dome - 70 F <a href="http://livebaseballscorecards.com">livebaseballscorecards.com</a>					
13 Asdrúbal Cabrera, S OBP: 0.359, SLG: 0.449										4	0	1	0	0	2	1						
17 Shin-Soo Choo, L OBP: 0.399, SLG: 0.497										3	0	0	0	0	0	2						
11 Jamey Carroll, R OBP: 0.392, SLG: 0.390										3	0	1	0	0	1	2						
2 Jhonny Peralta, R OBP: 0.334, SLG: 0.399										3	0	0	0	0	1	2						
48 Travis Hafner, L OBP: 0.360, SLG: 0.486										3	0	0	0	0	1	2						
1 Luis Valbuena, L OBP: 0.297, SLG: 0.406										3	0	0	0	0	0	1						
10 Kelly Shoppach, R OBP: 0.345, SLG: 0.404										3	0	0	0	0	0	0						
8 Chris Gimenez, R OBP: 0.280, SLG: 0.302										3	0	0	0	0	0	0						
25 Andy Marte, R OBP: 0.289, SLG: 0.212										3	0	0	0	0	0	0						
<b>Inning Stats</b>	R: 0 H: 0 E: 0 K: 2 S: 7	H: 0 LOB: 1 BB: 0 P: 12	R: 0 H: 0 E: 0 K: 1 S: 7	H: 0 LOB: 0 BB: 0 P: 9	R: 0 H: 0 E: 0 K: 1 S: 8	H: 0 LOB: 0 BB: 0 P: 11	R: 0 H: 0 E: 0 K: 0 S: 13	H: 1 LOB: 1 BB: 0 P: 21	R: 0 H: 0 E: 0 K: 0 S: 6	H: 0 LOB: 0 BB: 0 P: 8	R: 0 H: 0 E: 0 K: 0 S: 8	H: 0 LOB: 0 BB: 0 P: 13	R: 0 H: 1 E: 0 K: 0 S: 5	H: 0 LOB: 1 BB: 0 P: 7	R: 0 H: 0 E: 0 K: 0 S: 4	H: 0 LOB: 0 BB: 0 P: 4	R: 0 H: 0 E: 0 K: 1 S: 7	H: 0 LOB: 0 BB: 0 P: 9	1B: 1 2B: 1 3B: 0 HR: 0	SF: 0 SAC: 0 DP: 0 HBP: 1	WP: 0 PB: 0 CS: 0	PA: 30
<b>PITCHER</b> 30 Scott Baker, R ERA: 4.54	IP: 9.0 WLS: W BF: 30	H: 2 R: 0 ER: 0 SO: 5	BB: 0 IBB: 0 HBP: 1 BLK: 0	WP: 0 HR: 0 S: 65 P: 94	ERA: 0.00 WHIP: 0.222	<b>PITCHER</b>																

Batter	1	2	3	4	5	6	7	8	9	AB	R	H	RBI	BB	SO	LOB	BOTTOM			
2 Denard Span, L OBP: 0.385, SLG: 0.389										3	2	1	0	2	0	0	<b>Cleveland Indians @ Minnesota Twins</b> Hubert H. Humphrey Metrodome, Minneapolis, MN Fri Aug 14 2009, 8:10 PM EDT Att: 34,845 - Dome - 70 F <a href="http://livebaseballscorecards.com">livebaseballscorecards.com</a>			
18 Orlando Cabrera, R OBP: 0.319, SLG: 0.379										4	1	0	0	1	1	3				
7 Joe Mauer, L OBP: 0.444, SLG: 0.622										3	2	3	2	2	0	0				
33 Justin Morneau, L OBP: 0.386, SLG: 0.560										4	2	2	2	0	0	3				
23 Brendan Harris, R OBP: 0.307, SLG: 0.377										1	0	0	0	0	0	1				
16 Jason Kubel, L OBP: 0.382, SLG: 0.552										4	1	3	5	1	1	1				
5 Michael Cuddyer, R OBP: 0.341, SLG: 0.501										4	0	1	1	0	1	3				
24 Joe Crede, R OBP: 0.296, SLG: 0.439										3	1	0	0	1	1	1				
8 Nick Punto, S OBP: 0.305, SLG: 0.252										0	0	0	0	0	0	0				
21 Delmon Young, R OBP: 0.284, SLG: 0.359										4	0	0	0	0	1	5				
12 Alexi Casilla, S OBP: 0.270, SLG: 0.225										4	2	2	1	0	0	0				
<b>Inning Stats</b>	R: 0 H: 1 E: 0 K: 0 S: 15	H: 1 LOB: 1 BB: 1 P: 28	R: 0 H: 0 E: 0 K: 1 S: 7	H: 0 LOB: 1 BB: 1 P: 14	R: 3 H: 4 E: 1 K: 1 S: 12	H: 4 LOB: 1 BB: 1 P: 17	R: 6 H: 5 E: 1 K: 1 S: 26	H: 5 LOB: 2 BB: 3 P: 45	R: 0 H: 0 E: 0 K: 0 S: 8	H: 0 LOB: 0 BB: 0 P: 9	R: 2 H: 2 E: 0 K: 1 S: 17	H: 2 LOB: 0 BB: 0 P: 27	R: 0 H: 0 E: 0 K: 0 S: 7	H: 0 LOB: 0 BB: 0 P: 11	R: 0 H: 0 E: 0 K: 1 S: 17	H: 0 LOB: 1 BB: 1 P: 24	1B: 11 2B: 0 3B: 0 HR: 1	SF: 0 SAC: 0 DP: 3 HBP: 0	WP: 1 PB: 0 CS: 0	PA: 41
<b>PITCHER</b> 63 Justin Masterson, R ERA: 4.7	IP: 3.1 WLS: L BF: 20	H: 6 R: 7 ER: 6 SO: 3	BB: 4 IBB: 0 HBP: 0 BLK: 0	WP: 1 HR: 0 S: 46 P: 83	ERA: 16.20 WHIP: 3.000	<b>PITCHER</b>														
40 Jess Todd, R ERA: 9.53	IP: 0.2 WLS: L BF: 6	H: 4 R: 2 ER: 2 SO: 0	BB: 1 IBB: 0 HBP: 0 BLK: 0	WP: 0 HR: 0 S: 14 P: 21	ERA: 27.00 WHIP: 7.500	<b>PITCHER</b>														
16 Tomo Ohka, R ERA: 6.1	IP: 3.0 WLS: L BF: 11	H: 2 R: 2 ER: 2 SO: 1	BB: 0 IBB: 0 HBP: 0 BLK: 0	WP: 0 HR: 1 S: 32 P: 47	ERA: 6.00 WHIP: 0.667	<b>PITCHER</b>														
34 Kerry Wood, R ERA: 4.61	IP: 1.0 WLS: L BF: 4	H: 0 R: 0 ER: 0 SO: 1	BB: 0 IBB: 0 HBP: 0 BLK: 0	WP: 0 HR: 0 S: 17 P: 24	ERA: 0.00 WHIP: 1.000	<b>PITCHER</b>														





Batter	1	2	3	4	5	6	7	8	9	AB	R	H	RBI	BB	SO	LOB	TOP					
24 Grady Sizemore, L OBP: 0.332, SLG: 0.433										4	2	1	1	1	1	1	<b>Cleveland Indians @ Minnesota Twins</b> Hubert H. Humphrey Metrodome, Minneapolis, MN Sat Aug 15 2009, 4:10 PM EDT Att: 33,931 - Dome - 69 F					
11 Jamey Carroll, R OBP: 0.396, SLG: 0.396										5	2	3	0	0	0	1						
26 Trevor Crowe, S OBP: 0.271, SLG: 0.283										0	0	0	0	0	0	0						
13 Asdrubal Cabrera, S OBP: 0.360, SLG: 0.449										5	1	2	1	0	1	3						
17 Shin-Soo Choo, L OBP: 0.398, SLG: 0.475										4	2	2	2	0	2	1						
2 Jhonny Peralta, R OBP: 0.333, SLG: 0.400										4	0	1	1	0	1	1						
48 Travis Hafner, L OBP: 0.394, SLG: 0.488										5	0	3	1	0	1	0						
1 Luis Valbuena, L OBP: 0.292, SLG: 0.399										4	0	0	0	0	3	5						
16 Wyatt Teregas, R OBP: 0.263, SLG: 0.235										3	0	1	1	0	0	3						
8 Chris Gimenez, R OBP: 0.269, SLG: 0.289										4	0	0	0	0	0	4						
<b>Inning Stats</b>	R: 0 E: 0 K: 1 S: 8	H: 0 LOB: 0 BB: 0 P: 12	R: 1 E: 0 K: 1 S: 15	H: 3 LOB: 1 BB: 0 P: 22	R: 2 E: 0 K: 0 S: 16	H: 3 LOB: 1 BB: 0 P: 28	R: 0 E: 0 K: 0 S: 6	H: 1 LOB: 1 BB: 0 P: 9	R: 4 E: 0 K: 1 S: 14	H: 5 LOB: 2 BB: 1 P: 27	R: 0 E: 0 K: 1 S: 14	H: 1 LOB: 0 BB: 0 P: 23	R: 0 E: 0 K: 3 S: 11	H: 0 LOB: 0 BB: 0 P: 15	R: 0 E: 1 K: 1 S: 14	H: 0 LOB: 2 BB: 0 P: 23	R: 0 E: 0 K: 1 S: 6	H: 0 LOB: 0 BB: 0 P: 9	1B: 10 2B: 1 3B: 0 HR: 2	SF: 2 SAC: 0 DP: 0 HBP: 1	WP: 0 PB: 0 SB: 0 CS: 2	PA: 42
<b>PITCHER</b>	IP WLS BF H R ER SO BB IBB HBP BLK WP HR S P ERA WHIP	IP WLS BF H R ER SO BB IBB HBP BLK WP HR S P ERA WHIP															IP WLS BF H R ER SO BB IBB HBP BLK WP HR S P ERA WHIP					
51 Anthony Swarzak, R ERA: 5.87	4.0	L	20	8	5	5	2	1	0	0	0	0	0	0	0	2	47	78	11.25	2.250		
52 Brian Duensing, L ERA: 5.24	2.0		11	5	2	2	2	0	0	0	0	0	0	0	0	26	43	9.00	2.500			
44 Bob Keppel, R ERA: 4.83	2.0		8	0	0	0	4	0	0	1	0	0	0	0	25	38	0.00	0.000				
49 Jeff Manship, R ERA:	1.0		3	0	0	0	1	0	0	0	0	0	0	0	6	9	0.00	0.000				
<b>Batter</b>	<b>1</b>	<b>2</b>	<b>3</b>	<b>4</b>	<b>5</b>	<b>6</b>	<b>7</b>	<b>8</b>	<b>9</b>	<b>AB</b>	<b>R</b>	<b>H</b>	<b>RBI</b>	<b>BB</b>	<b>SO</b>	<b>LOB</b>	<b>BOTTOM</b>					
2 Denard Span, L OBP: 0.380, SLG: 0.384										5	0	0	0	0	2	3	<b>Cleveland Indians @ Minnesota Twins</b> Hubert H. Humphrey Metrodome, Minneapolis, MN Sat Aug 15 2009, 4:10 PM EDT Att: 33,931 - Dome - 69 F					
18 Orlando Cabrera, R OBP: 0.319, SLG: 0.379										5	1	2	0	0	0	2						
7 Joe Mauer, L OBP: 0.446, SLG: 0.630										5	1	3	1	0	0	1						
33 Justin Morneau, L OBP: 0.388, SLG: 0.562										4	1	2	1	1	0	1						
5 Michael Cuddyer, R OBP: 0.339, SLG: 0.498										5	0	1	0	0	0	5						
24 Joe Crede, R OBP: 0.296, SLG: 0.436										4	0	1	1	0	0	6						
21 Delmon Young, R OBP: 0.287, SLG: 0.359										3	0	1	0	1	0	4						
22 Carlos Gómez, R OBP: 0.293, SLG: 0.365										4	0	0	0	0	2	4						
12 Alexi Casilla, S OBP: 0.271, SLG: 0.227										3	0	1	0	0	0	1						
8 Nick Punto, S OBP: 0.304, SLG: 0.251										1	0	0	0	0	1	0						
<b>Inning Stats</b>	R: 0 E: 0 K: 0 S: 17	H: 2 LOB: 3 BB: 1 P: 25	R: 0 E: 0 K: 1 S: 10	H: 1 LOB: 2 BB: 1 P: 15	R: 0 E: 0 K: 0 S: 7	H: 1 LOB: 1 BB: 0 P: 11	R: 0 E: 0 K: 1 S: 11	H: 1 LOB: 1 BB: 0 P: 16	R: 2 E: 0 K: 1 S: 20	H: 4 LOB: 2 BB: 0 P: 35	R: 0 E: 0 K: 1 S: 10	H: 0 LOB: 0 BB: 0 P: 12	R: 0 E: 1 K: 0 S: 11	H: 1 LOB: 2 BB: 0 P: 14	R: 0 E: 0 K: 1 S: 9	H: 0 LOB: 0 BB: 0 P: 13	R: 1 E: 0 K: 0 S: 7	H: 1 LOB: 0 BB: 0 P: 10	1B: 9 2B: 1 3B: 0 HR: 1	SF: 0 SAC: 0 DP: 0 HBP: 0	WP: 0 PB: 0 SB: 0 CS: 0	PA: 41
<b>PITCHER</b>	IP WLS BF H R ER SO BB IBB HBP BLK WP HR S P ERA WHIP	IP WLS BF H R ER SO BB IBB HBP BLK WP HR S P ERA WHIP															IP WLS BF H R ER SO BB IBB HBP BLK WP HR S P ERA WHIP					
28 David Huff, L ERA: 6.55	5.0	W	26	9	2	2	3	2	0	0	0	0	0	0	0	65	102	3.60	2.200			
53 Rafael Perez, L ERA: 8.59	1.1		5	1	0	0	1	0	0	0	0	0	0	0	15	17	0.00	0.750				
3B Joe Smith, R ERA: 3.07	1.2		6	0	0	0	1	0	0	0	0	0	0	0	15	22	0.00	0.000				
49 Tony Sipp, L ERA: 4.43	1.0		4	1	1	1	0	0	0	0	0	0	0	1	7	10	9.00	1.000				



Batter	1	2	3	4	5	6	7	8	9	AB	R	H	RBI	BB	SO	LOB	TOP							
24 Grady Sizemore, L (1, 8) OBP: 0.335, SLG: 0.444										4	2	2	2	1	1	1	<b>Cleveland Indians @ Minnesota Twins</b> Hubert H. Humphrey Metrodome, Minneapolis, MN Sun Aug 16 2009, 2:10 PM EDT Att: 30,260 - Dome - 70 F <a href="http://livebaseballscorecards.com">livebaseballscorecards.com</a>							
11 Jamey Carroll, R (1, 9) OBP: 0.396, SLG: 0.393										4	1	1	0	1	0	2								
26 Trevor Crowe, S (8, 7) OBP: 0.271, SLG: 0.283										0	0	0	0	0	0	0								
13 Adrúbal Cabrera, S (1, 6) OBP: 0.359, SLG: 0.448										5	1	1	1	0	2	3								
17 Shin-Soo Choo, L (1, 7) OBP: 0.396, SLG: 0.474										5	0	1	1	0	1	3								
2 Jhonny Peralta, R (1, 5) OBP: 0.335, SLG: 0.402										5	0	3	1	0	0	1								
48 Travis Hafner, L (1, 10) OBP: 0.357, SLG: 0.477										5	0	0	0	0	2	3								
10 Kelly Shoppach, R (1, 2) OBP: 0.351, SLG: 0.423										3	1	2	1	1	0	0								
1 Luis Valbuena, L (1, 4) OBP: 0.291, SLG: 0.410										4	1	1	1	0	0	3								
25 Andy Marte, R (1, 3) OBP: 0.310, SLG: 0.222										3	1	1	0	0	0	3								
<b>Inning Stats</b>	R: 0 E: 0 K: 1 S: 9	H: 0 LOB: 0 BB: 0 P: 15	R: 0 E: 0 K: 1 S: 11	H: 0 LOB: 0 BB: 0 P: 16	R: 6 E: 1 K: 1 S: 28	H: 6 LOB: 3 BB: 1 P: 43	R: 1 E: 0 K: 1 S: 19	H: 2 LOB: 1 BB: 0 P: 27	R: 0 E: 0 K: 0 S: 8	H: 0 LOB: 2 BB: 2 P: 13	R: 0 E: 0 K: 1 S: 9	H: 0 LOB: 0 BB: 0 P: 18	R: 0 E: 0 K: 0 S: 7	H: 1 LOB: 1 BB: 0 P: 9	R: 0 E: 0 K: 0 S: 7	H: 1 LOB: 1 BB: 0 P: 9	R: 0 E: 0 K: 1 S: 11	H: 1 LOB: 1 BB: 0 P: 16	1B: 6 2B: 3 3B: 0 HR: 3	SF: 0 SAC: 0 DP: 2 HBP: 1	WP: 0 PB: 0 SB: 1 CS: 0	PA: 42		
<b>PITCHER</b>	IP WLS BF H R ER SO BB IBB HBP BLK WP HR S P ERA WHIP	IP WLS BF H R ER SO BB IBB HBP BLK WP HR S P ERA WHIP	IP WLS BF H R ER SO BB IBB HBP BLK WP HR S P ERA WHIP	IP WLS BF H R ER SO BB IBB HBP BLK WP HR S P ERA WHIP	IP WLS BF H R ER SO BB IBB HBP BLK WP HR S P ERA WHIP	IP WLS BF H R ER SO BB IBB HBP BLK WP HR S P ERA WHIP	IP WLS BF H R ER SO BB IBB HBP BLK WP HR S P ERA WHIP	IP WLS BF H R ER SO BB IBB HBP BLK WP HR S P ERA WHIP	IP WLS BF H R ER SO BB IBB HBP BLK WP HR S P ERA WHIP	IP WLS BF H R ER SO BB IBB HBP BLK WP HR S P ERA WHIP	IP WLS BF H R ER SO BB IBB HBP BLK WP HR S P ERA WHIP	IP WLS BF H R ER SO BB IBB HBP BLK WP HR S P ERA WHIP	IP WLS BF H R ER SO BB IBB HBP BLK WP HR S P ERA WHIP	IP WLS BF H R ER SO BB IBB HBP BLK WP HR S P ERA WHIP	IP WLS BF H R ER SO BB IBB HBP BLK WP HR S P ERA WHIP	IP WLS BF H R ER SO BB IBB HBP BLK WP HR S P ERA WHIP	IP WLS BF H R ER SO BB IBB HBP BLK WP HR S P ERA WHIP	IP WLS BF H R ER SO BB IBB HBP BLK WP HR S P ERA WHIP	IP WLS BF H R ER SO BB IBB HBP BLK WP HR S P ERA WHIP	IP WLS BF H R ER SO BB IBB HBP BLK WP HR S P ERA WHIP	IP WLS BF H R ER SO BB IBB HBP BLK WP HR S P ERA WHIP	IP WLS BF H R ER SO BB IBB HBP BLK WP HR S P ERA WHIP	IP WLS BF H R ER SO BB IBB HBP BLK WP HR S P ERA WHIP	IP WLS BF H R ER SO BB IBB HBP BLK WP HR S P ERA WHIP

Batter	1	2	3	4	5	6	7	8	9	AB	R	H	RBI	BB	SO	LOB	BOTTOM							
2 Denard Span, L (1, 8) OBP: 0.383, SLG: 0.386										4	0	2	1	1	0	1	<b>Cleveland Indians @ Minnesota Twins</b> Hubert H. Humphrey Metrodome, Minneapolis, MN Sun Aug 16 2009, 2:10 PM EDT Att: 30,260 - Dome - 70 F <a href="http://livebaseballscorecards.com">livebaseballscorecards.com</a>							
18 Orlando Cabrera, R (1, 6) OBP: 0.316, SLG: 0.375										5	0	0	0	0	2	5								
7 Joe Mauer, L (1, 2) OBP: 0.444, SLG: 0.626										4	0	1	0	0	0	1								
33 Justin Morneau, L (1, 3) OBP: 0.387, SLG: 0.558										3	0	0	0	1	1	1								
16 Jason Kubel, L (1, 10) OBP: 0.383, SLG: 0.550										3	1	1	0	1	0	2								
5 Michael Cuddyer, R (1, 9) OBP: 0.341, SLG: 0.469										3	1	1	0	1	1	2								
24 Joe Crede, R (1, 5) OBP: 0.295, SLG: 0.432										3	0	0	1	1	1	2								
21 Delmon Young, R (1, 7) OBP: 0.287, SLG: 0.369										4	1	1	2	0	1	3								
8 Nick Punto, S (1, 4) OBP: 0.310, SLG: 0.260										3	1	2	0	1	1	0								
<b>Inning Stats</b>	R: 0 E: 0 K: 1 S: 9	H: 0 LOB: 0 BB: 0 P: 15	R: 3 E: 0 K: 1 S: 15	H: 3 LOB: 0 BB: 0 P: 25	R: 0 E: 0 K: 0 S: 9	H: 1 LOB: 0 BB: 0 P: 11	R: 0 E: 0 K: 0 S: 10	H: 0 LOB: 3 BB: 3 P: 26	R: 0 E: 0 K: 0 S: 13	H: 1 LOB: 1 BB: 0 P: 20	R: 0 E: 0 K: 1 S: 11	H: 0 LOB: 1 BB: 1 P: 18	R: 0 E: 0 K: 0 S: 8	H: 1 LOB: 1 BB: 1 P: 15	R: 0 E: 0 K: 1 S: 13	H: 1 LOB: 1 BB: 0 P: 20		R: 1 E: 0 K: 3 S: 19	H: 1 LOB: 1 BB: 1 P: 29	1B: 5 2B: 2 3B: 0 HR: 1	SF: 0 SAC: 0 DP: 3 HBP: 0	WP: 0 PB: 1 SB: 1 CS: 0	PA: 38	
<b>PITCHER</b>	IP WLS BF H R ER SO BB IBB HBP BLK WP HR S P ERA WHIP	IP WLS BF H R ER SO BB IBB HBP BLK WP HR S P ERA WHIP	IP WLS BF H R ER SO BB IBB HBP BLK WP HR S P ERA WHIP	IP WLS BF H R ER SO BB IBB HBP BLK WP HR S P ERA WHIP	IP WLS BF H R ER SO BB IBB HBP BLK WP HR S P ERA WHIP	IP WLS BF H R ER SO BB IBB HBP BLK WP HR S P ERA WHIP	IP WLS BF H R ER SO BB IBB HBP BLK WP HR S P ERA WHIP	IP WLS BF H R ER SO BB IBB HBP BLK WP HR S P ERA WHIP	IP WLS BF H R ER SO BB IBB HBP BLK WP HR S P ERA WHIP	IP WLS BF H R ER SO BB IBB HBP BLK WP HR S P ERA WHIP	IP WLS BF H R ER SO BB IBB HBP BLK WP HR S P ERA WHIP	IP WLS BF H R ER SO BB IBB HBP BLK WP HR S P ERA WHIP	IP WLS BF H R ER SO BB IBB HBP BLK WP HR S P ERA WHIP	IP WLS BF H R ER SO BB IBB HBP BLK WP HR S P ERA WHIP	IP WLS BF H R ER SO BB IBB HBP BLK WP HR S P ERA WHIP	IP WLS BF H R ER SO BB IBB HBP BLK WP HR S P ERA WHIP	IP WLS BF H R ER SO BB IBB HBP BLK WP HR S P ERA WHIP	IP WLS BF H R ER SO BB IBB HBP BLK WP HR S P ERA WHIP	IP WLS BF H R ER SO BB IBB HBP BLK WP HR S P ERA WHIP	IP WLS BF H R ER SO BB IBB HBP BLK WP HR S P ERA WHIP	IP WLS BF H R ER SO BB IBB HBP BLK WP HR S P ERA WHIP	IP WLS BF H R ER SO BB IBB HBP BLK WP HR S P ERA WHIP	IP WLS BF H R ER SO BB IBB HBP BLK WP HR S P ERA WHIP	IP WLS BF H R ER SO BB IBB HBP BLK WP HR S P ERA WHIP





Batter	1	2	3	4	5	6	7	8	9	AB	R	H	RBI	BB	SO	LOB	TOP								
<b>Chone Figgins, S</b> OBP: 0.403, SLG: 0.408										3	1	0	0	2	0	3	<b>Los Angeles Angels @ Cleveland Indians</b> Progressive Field, Cleveland, OH Tue Aug 18 2009, 7:05 PM EDT Att: 18,341 - Clear - 79 F								
<b>53 Bobby Abreu, L</b> OBP: 0.404, SLG: 0.449										5	0	2	1	0	1	1									
<b>20 Juan Rivera, R</b> OBP: 0.347, SLG: 0.512										5	0	0	0	0	1	4									
<b>27 Vladimir Guerrero, R</b> OBP: 0.349, SLG: 0.498										5	1	3	0	0	2	1									
<b>8 Kendrys Morales, S</b> OBP: 0.354, SLG: 0.575										5	1	1	1	0	2	2									
<b>48 Tori Hunter, R</b> OBP: 0.378, SLG: 0.554										5	0	2	0	0	1	1									
<b>13 Maicer Izturis, S</b> OBP: 0.355, SLG: 0.434										4	0	1	0	1	0	2									
<b>44 Mike Napoli, R</b> OBP: 0.375, SLG: 0.530										4	1	2	0	1	1	4									
<b>2 Erick Aybar, S</b> OBP: 0.354, SLG: 0.433										4	1	2	1	0	2	2									
<b>Inning Stats</b>	R: 1 E: 0 K: 0 S: 8	H: 2 LOB: 1 BB: 1 P: 19	R: 2 E: 1 K: 1 S: 20	H: 3 LOB: 2 BB: 0 P: 31	R: 2 E: 0 K: 1 S: 12	H: 3 LOB: 2 BB: 1 P: 21	R: 0 E: 0 K: 1 S: 9	H: 0 LOB: 0 BB: 0 P: 13	R: 0 E: 0 K: 2 S: 17	H: 2 LOB: 2 BB: 0 P: 26	R: 0 E: 0 K: 2 S: 11	H: 0 LOB: 1 BB: 1 P: 20	R: 0 E: 0 K: 1 S: 13	H: 1 LOB: 1 BB: 0 P: 18	R: 0 E: 0 K: 1 S: 6	H: 0 LOB: 0 BB: 0 P: 9		R: 0 E: 0 K: 2 S: 13	H: 2 LOB: 3 BB: 1 P: 20	1B: 11 2B: 2 3B: 0 HR: 0	SF: 0 SAC: 0 DP: 1 HBP: 0	WP: 0 PB: 0 SB: 1 CS: 0	PA: 44		
<b>PITCHER</b>	IP	WLS	BF	H	R	ER	SO	BB	IBB	HBP	BLK	WP	HR	S	P	ERA	WHIP								
<b>55 Roberto Hernandez, R</b> ERA: 6.31	5.0	L	27	10	5	3	4	2	0	0	0	0	0	66	110	5.40	2.400								
<b>50 Jensen Lewis, R</b> ERA: 4.66	2.0		8	1	0	0	3	1	0	0	0	0	0	24	38	0.00	1.000								
<b>53 Rafael Perez, L</b> ERA: 9.31	1.0		3	0	0	0	1	0	0	0	0	0	0	6	9	0.00	0.000								
<b>40 Jess Todd, R</b> ERA: 8.1	1.0		6	2	0	0	2	1	0	0	0	0	0	13	20	0.00	3.000								

AB	40
R	5
H	13
RBI	3
BB	4
SO	10
LOB	20



Batter	1	2	3	4	5	6	7	8	9	AB	R	H	RBI	BB	SO	LOB	BOTTOM								
<b>24 Grady Sizemore, L</b> OBP: 0.340, SLG: 0.446										3	2	2	0	2	0	0	<b>Los Angeles Angels @ Cleveland Indians</b> Progressive Field, Cleveland, OH Tue Aug 18 2009, 7:05 PM EDT Att: 18,341 - Clear - 79 F								
<b>11 Jamey Carroll, R</b> OBP: 0.392, SLG: 0.388										5	1	1	0	0	1	3									
<b>13 Asdrubal Cabrera, S</b> OBP: 0.363, SLG: 0.453										5	0	4	1	0	0	0									
<b>17 Shin-Soo Choo, L</b> OBP: 0.398, SLG: 0.474										4	1	2	0	1	0	1									
<b>2 Johnny Peralta, R</b> OBP: 0.337, SLG: 0.403										4	0	2	2	0	1	1									
<b>48 Travis Hafner, L</b> OBP: 0.352, SLG: 0.469										4	0	0	0	0	1	7									
<b>1 Luis Valbuena, L</b> OBP: 0.295, SLG: 0.409										3	0	1	1	1	1	3									
<b>16 Wyatt Torgans, R</b> OBP: 0.217, SLG: 0.190										4	0	0	0	0	0	2									
<b>25 Andy Marte, R</b> OBP: 0.283, SLG: 0.200										4	0	0	0	0	0	1									
<b>Inning Stats</b>	R: 0 E: 0 K: 0 S: 7	H: 2 LOB: 1 BB: 0 P: 12	R: 1 E: 0 K: 1 S: 14	H: 2 LOB: 1 BB: 0 P: 21	R: 2 E: 0 K: 1 S: 21	H: 5 LOB: 3 BB: 0 P: 35	R: 0 E: 0 K: 0 S: 9	H: 0 LOB: 0 BB: 1 P: 15	R: 0 E: 0 K: 0 S: 10	H: 0 LOB: 1 BB: 0 P: 13	R: 0 E: 0 K: 0 S: 11	H: 0 LOB: 2 BB: 1 P: 23	R: 1 E: 0 K: 1 S: 9	H: 2 LOB: 2 BB: 2 P: 18	R: 0 E: 0 K: 1 S: 10	H: 0 LOB: 0 BB: 0 P: 15		R: 0 E: 0 K: 0 S: 8	H: 1 LOB: 1 BB: 0 P: 12	1B: 12 2B: 0 3B: 0 HR: 0	SF: 0 SAC: 0 DP: 2 HBP: 0	WP: 1 PB: 1 SB: 0 CS: 0	PA: 40		
<b>PITCHER</b>	IP	WLS	BF	H	R	ER	SO	BB	IBB	HBP	BLK	WP	HR	S	P	ERA	WHIP								
<b>70 Trevor Bell, R</b> ERA: 5.91	5.1	W	26	9	3	3	2	2	0	0	0	1	0	67	109	5.06	2.062								
<b>52 Jason Bulger, R</b> ERA: 3.67	0.2	H	3	0	1	1	0	1	0	0	0	0	0	5	14	13.50	1.500								
<b>40 Kevin Jepsen, R</b> ERA: 5.45	2.0	H	8	2	0	0	2	1	0	0	0	0	0	19	29	0.00	1.500								
<b>40 Brian Fuentes, L</b> ERA: 4.1	1.0	S	4	1	0	0	0	0	0	0	0	0	0	8	12	0.00	1.000								

AB	36
R	4
H	12
RBI	4
BB	4
SO	4
LOB	18





Batter	1	2	3	4	5	6	7	8	9	AB	R	H	RBI	BB	SO	LOB	TOP					
<b>Chone Figgins, S</b> OBP: 0.304, SLG: 0.407 (1, 5)	G5-3		BB		SH5-3		BB			1	0	0	0	2	0	0	<b>Los Angeles Angels @ Cleveland Indians</b> Progressive Field, Cleveland, OH Wed Aug 19 2009, 7:05 PM EDT Att: 16,868 - Partly Cloudy - 77 F					
<b>53 Bobby Abreu, L</b> OBP: 0.402, SLG: 0.445 (1, 9)	P5		L7		G6-3		BB			3	0	0	1	1	0	2						
<b>20 Juan Rivera, R</b> OBP: 0.344, SLG: 0.506 (1, 7)	G1-4-3			P6	F9		BB			4	0	0	0	0	0	3						
<b>27 Vladimir Guerrero, R</b> OBP: 0.343, SLG: 0.489 (1, 10)		F8		F8		K				4	0	0	0	0	2	0						
<b>48 Tori Hunter, R</b> OBP: 0.376, SLG: 0.550 (1, 8)		K		P4				G5-3		4	0	1	0	0	1	0						
<b>44 Mike Napoli, R</b> OBP: 0.377, SLG: 0.526 (1, 2)						F7				2	1	0	0	2	1	1						
<b>8 Kendrys Morales, S</b> OBP: 0.351, SLG: 0.574 (1, 3)																						
<b>47 Howie Kendrick, R</b> OBP: 0.321, SLG: 0.410 (1, 4)																						
<b>2 Erick Aybar, S</b> OBP: 0.353, SLG: 0.431 (1, 6)																						
<b>Inning Stats</b>	R: 0 E: 0 K: 0 S: 8	H: 0 LOB: 0 BB: 0 P: 11	R: 0 E: 0 K: 1 S: 7	H: 0 LOB: 1 BB: 1 P: 14	R: 0 E: 0 K: 0 S: 8	H: 0 LOB: 1 BB: 1 P: 17	R: 0 E: 0 K: 0 S: 8	H: 0 LOB: 0 BB: 0 P: 12	R: 3 E: 0 K: 1 S: 12	H: 3 LOB: 1 BB: 1 P: 22	R: 0 E: 0 K: 1 S: 8	H: 1 LOB: 1 BB: 0 P: 11	R: 0 E: 0 K: 0 S: 10	H: 0 LOB: 2 BB: 2 P: 20	R: 0 E: 0 K: 2 S: 10	H: 0 LOB: 0 BB: 0 P: 12		R: 0 E: 0 K: 1 S: 9	H: 0 LOB: 0 BB: 0 P: 16	1B: 3 2B: 1 3B: 0 HR: 0	SF: 0 SAC: 1 DP: 0 HBP: 0	WP: 0 PB: 0 SB: 0 CS: 0
<b>PITCHER</b>	IP	WLS	BF	H	R	ER	SO	BB	IBB	HBP	BLK	WP	HR	S	P	ERA	WHIP					
<b>45 Jeremy Sowers, L</b> ERA: 4.82 (1, 1)	6.2	L	29	4	3	3	2	5	0	0	0	0	0	60	106	4.05	1.350					
<b>54 Chris Perez, R</b> ERA: 3.89 (7, 1)	1.1		4	0	0	0	2	0	0	0	0	0	0	11	13	0.00	0.000					
<b>40 Jess Todd, R</b> ERA: 7.04 (9, 1)	1.0		3	0	0	0	1	0	0	0	0	0	0	9	16	0.00	0.000					

AB	30
R	3
H	4
RBI	3
BB	5
SO	5
LOB	8



Batter	1	2	3	4	5	6	7	8	9	AB	R	H	RBI	BB	SO	LOB	BOTTOM					
<b>24 Grady Sizemore, L</b> OBP: 0.339, SLG: 0.444 (1, 8)	G4-3		F8		F8					4	0	1	0	0	0	2	<b>Los Angeles Angels @ Cleveland Indians</b> Progressive Field, Cleveland, OH Wed Aug 19 2009, 7:05 PM EDT Att: 16,868 - Partly Cloudy - 77 F					
<b>11 Jamey Carroll, R</b> OBP: 0.386, SLG: 0.380 (1, 7)	K		P4							4	0	0	0	0	1	2						
<b>13 Asdrubal Cabrera, S</b> OBP: 0.360, SLG: 0.448 (1, 6)	K									4	0	0	0	0	1	1						
<b>17 Shin-Soo Choo, L</b> OBP: 0.399, SLG: 0.477 (1, 9)		L6								4	0	2	0	0	0	0						
<b>2 Johnny Peralta, R</b> OBP: 0.338, SLG: 0.405 (1, 5)										3	0	1	0	1	0	1						
<b>48 Travis Hafner, L</b> OBP: 0.350, SLG: 0.470 (1, 10)										4	0	1	0	0	1	2						
<b>10 Kelly Shoppach, R</b> OBP: 0.346, SLG: 0.415 (1, 2)										4	0	0	0	0	0	2						
<b>1 Luis Valbuena, L</b> OBP: 0.299, SLG: 0.416 (1, 4)										3	0	2	0	0	0	0						
<b>8 Chris Gimenez, R</b> OBP: 0.262, SLG: 0.280 (1, 3)										3	0	0	0	0	0	2						
<b>Inning Stats</b>	R: 0 E: 0 K: 2 S: 8	H: 1 LOB: 0 BB: 0 P: 9	R: 0 E: 0 K: 0 S: 8	H: 1 LOB: 1 BB: 0 P: 15	R: 0 E: 0 K: 0 S: 6	H: 1 LOB: 1 BB: 0 P: 13	R: 0 E: 0 K: 1 S: 10	H: 1 LOB: 1 BB: 1 P: 18	R: 0 E: 0 K: 0 S: 10	H: 1 LOB: 1 BB: 0 P: 16	R: 0 E: 0 K: 0 S: 8	H: 1 LOB: 0 BB: 0 P: 9	R: 0 E: 0 K: 0 S: 7	H: 0 LOB: 0 BB: 0 P: 12	R: 0 E: 0 K: 0 S: 7	H: 1 LOB: 1 BB: 0 P: 11		R: 0 E: 0 K: 0 S: 8	H: 1 LOB: 1 BB: 0 P: 13	1B: 3 2B: 4 3B: 0 HR: 0	SF: 0 SAC: 0 DP: 0 HBP: 0	WP: 0 PB: 0 SB: 0 CS: 0
<b>PITCHER</b>	IP	WLS	BF	H	R	ER	SO	BB	IBB	HBP	BLK	WP	HR	S	P	ERA	WHIP					
<b>36 Jered Weaver, R</b> ERA: 3.89 (1, 1)	9.0	W	34	7	0	0	3	1	0	0	0	0	0	72	116	0.00	0.889					

AB	33
R	0
H	7
RBI	0
BB	1
SO	3
LOB	12









Batter	1	2	3	4	5	6	7	8	9	AB R H RBI BB SO LOB	TOP											
51 Ichiro Suzuki, L (1,9) OBP: 0.392, SLG: 0.474	F7		G4-3	21 1B 2B		F7		F7		5 1 1 0 0 0 0	<b>Seattle Mariners @ Cleveland Indians</b> Progressive Field, Cleveland, OH Fri Aug 21 2009, 7:05 PM EDT Att: 28,503 - Clear - 79 F											
21 Franklin Gutierrez, R (1,8) OBP: 0.348, SLG: 0.439	F9		5 1B 4 1B	4 HR 1B		G1-3		5 1B 30 1B 5 S	5 3 3 1 0 0 0													
4 Jose Lopez, R (1,4) OBP: 0.301, SLG: 0.455	F7		30 BB 3 SF9 5 1B	HR		G6-3		F8	5 2 2 2 0 0 1													
5 Mike Sweeney, R (1,10) OBP: 0.295, SLG: 0.382		30 BB 3 1B BB	30 BB 1B	F9		G5-3		30 BB 30 1B 1B	4 1 2 1 1 0 0													
30 Russell Branyan, L (1,3) OBP: 0.355, SLG: 0.528		3 1B BB	3 1B BB	K		HR		E5 1B	3 1 2 2 2 1 0													
3 Bill Hall, R (1,7) OBP: 0.288, SLG: 0.349		7 L3 1B	SF9		G6-3	7 WP 2B		G4-3	4 0 2 2 0 0 2													
7 Jack Hannahan, L (1,5) OBP: 0.295, SLG: 0.310	L3		F9		G4-3	K		K	5 0 0 0 0 2 7													
32 Rob Johnson, R (1,2) OBP: 0.297, SLG: 0.330		BB		F8		F8		G6-3	3 0 0 0 1 0 0													
16 Josh Wilson, R (1,6) OBP: 0.279, SLG: 0.358	P4			HR		2B		F7	4 1 2 1 0 0 2													
<b>Inning Stats</b>	R: 0 E: 0 K: 0 S: 8	H: 0 LOB: 0 BB: 0 P: 9	R: 1 E: 0 K: 0 S: 16	H: 1 LOB: 2 BB: 3 P: 34	R: 2 E: 0 K: 0 S: 19	H: 3 LOB: 2 BB: 1 P: 31	R: 4 E: 0 K: 1 S: 18	H: 4 LOB: 0 BB: 0 P: 25	R: 0 E: 0 K: 0 S: 7	H: 0 LOB: 0 BB: 0 P: 11		R: 0 E: 0 K: 0 S: 8	H: 1 LOB: 1 BB: 0 P: 10	R: 1 E: 0 K: 1 S: 9	H: 2 LOB: 1 BB: 0 P: 15	R: 0 E: 0 K: 0 S: 5	H: 0 LOB: 0 BB: 0 P: 5	R: 1 E: 1 K: 1 S: 14	H: 3 LOB: 2 BB: 0 P: 22	1B: 8 2B: 4 3B: 0 HR: 3	SF: 1 SAC: 0 DP: 1 HBP: 0	WP: 1 PB: 0 SB: 1 CS: 0
<b>PITCHER</b>	IP WLS BF H R ER SO BB IBB HBP BLK WP HR S P ERA WHIP											<b>PITCHER</b>	IP WLS BF H R ER SO BB IBB HBP BLK WP HR S P ERA WHIP									
28 David Huff, L (1,1) ERA: 6.8	3.1 L 19 6 5 5 0 4 0 0 0 0 0 1 51 84 13.50 3.000																					
16 Tomo Ohka, R (4,1) ERA: 6.08	4.2 18 5 3 3 2 0 0 0 0 0 1 2 39 56 5.79 1.071																					
34 Kerry Wood, R (9,1) ERA: 4.81	1.0 6 3 1 1 1 0 0 0 0 0 0 0 14 22 9.00 3.000																					

AB 38  
R 9  
H 14  
RBI 9  
BB 4  
SO 3  
LOB 12



Batter	1	2	3	4	5	6	7	8	9	AB R H RBI BB SO LOB	BOTTOM									
24 Grady Sizemore, L (1,8) OBP: 0.339, SLG: 0.441	F8		K		F7	F7			F7	5 0 0 0 0 1 3	<b>Seattle Mariners @ Cleveland Indians</b> Progressive Field, Cleveland, OH Fri Aug 21 2009, 7:05 PM EDT Att: 28,503 - Clear - 79 F									
11 Jamey Carroll, R (1,4) OBP: 0.382, SLG: 0.376	G3		K		13 BB 17 1B 1B		G3-1		F8	5 1 1 0 0 1 0										
13 Asdrubal Cabrera, S (1,6) OBP: 0.365, SLG: 0.452		BB	K2-3		2 1B 17 1B BB		17 2B 1B		17 DI 1B	3 1 2 0 2 1 0										
17 Shin-Soo Choo, L (1,9) OBP: 0.399, SLG: 0.477	F9		F7		1B		1B		G5-3	5 0 2 2 0 0 2										
2 Johnny Peralta, R (1,5) OBP: 0.342, SLG: 0.409		16 BB 25 1B BB		16 1B 1B	G5-3		F9			3 1 1 0 1 0 3										
10 Kelly Shoppach, R (1,10) OBP: 0.337, SLG: 0.401		K		F9		K		F8		4 0 0 0 0 2 3										
7 Matt LaPorta, R (1,7) OBP: 0.281, SLG: 0.327	F9			F7		25 1B 2B		G6-3		4 1 1 0 0 0 2										
16 Wyatt Toregas, R (1,2) OBP: 0.296, SLG: 0.250		25 1B 1B		1B		F8		25 BB G6-4-3 BB		3 0 2 0 1 0 1										
25 Andy Marte, R (1,3) OBP: 0.333, SLG: 0.255		1B		K		1B		G6-4-3		4 0 2 2 0 1 3										
<b>Inning Stats</b>	R: 0 E: 0 K: 0 S: 9	H: 0 LOB: 1 BB: 1 P: 16	R: 1 E: 0 K: 2 S: 17	H: 2 LOB: 2 BB: 1 P: 25	R: 0 E: 0 K: 2 S: 9	H: 0 LOB: 0 BB: 0 P: 11	R: 0 E: 0 K: 1 S: 9	H: 2 LOB: 0 BB: 0 P: 15	R: 1 E: 0 K: 0 S: 13	H: 2 LOB: 1 BB: 0 P: 17		R: 1 E: 0 K: 0 S: 8	H: 2 LOB: 1 BB: 0 P: 16	R: 0 E: 0 K: 0 S: 5	H: 0 LOB: 0 BB: 1 P: 10	R: 0 E: 0 K: 0 S: 8	H: 1 LOB: 1 BB: 0 P: 12	1B: 9 2B: 2 3B: 0 HR: 0	SF: 0 SAC: 0 DP: 2 HBP: 0	WP: 0 PB: 0 SB: 0 CS: 0
<b>PITCHER</b>	IP WLS BF H R ER SO BB IBB HBP BLK WP HR S P ERA WHIP											<b>PITCHER</b>	IP WLS BF H R ER SO BB IBB HBP BLK WP HR S P ERA WHIP							
25 Luke French, L (1,1) ERA: 3.83	6.0 W 28 8 3 3 0 3 0 0 0 0 0 0 66 100 4.50 1.833																			
43 Miguel Batista, R (7,1) ERA: 4.34	2.0 8 2 1 1 0 1 0 0 0 0 0 0 13 26 4.50 1.500																			
46 Sean White, R (9,1) ERA: 2.93	1.0 4 1 0 0 0 0 0 0 0 0 0 0 8 12 0.00 1.000																			

AB 36  
R 4  
H 11  
RBI 4  
BB 4  
SO 6  
LOB 17





Batter	1	2	3	4	5	6	7	8	9	10	11	AB	R	H	RBI	BB	SO	LOB	TOP			
51 Ichiro Suzuki, L OBP: 0.390, SLG: 0.470	G4-3	BB		F8			G6-3		K		P4	5	0	0	0	1	1	4				
21 Franklin Gutierrez, R OBP: 0.346, SLG: 0.455	FC5	BB			G5-3		F9		F8			4	1	0	0	1	0	3				
4 Jose Lopez, R OBP: 0.300, SLG: 0.454	F8		G5-3		G3		G6-3			SH2-4		5	0	1	0	0	0	1				
5 Mike Sweeney, R OBP: 0.305, SLG: 0.402	E9			F7						SH2-4		4	1	3	0	0	0	0				
12 Ryan Langerhans, L8, PR OBP: 0.320, SLG: 0.390	1B											0	0	0	0	0	0	0				
30 Russell Branyan, L OBP: 0.353, SLG: 0.532	HR		G6-3		K							5	1	1	2	0	3	3				
3 Bill Hall, R OBP: 0.270, SLG: 0.350	G6-3											5	0	2	0	0	2	3				
2 Kenji Johjima, R OBP: 0.280, SLG: 0.382	L5			F9			L9		G6-3			5	0	0	0	0	0	4				
16 Josh Wilson, R OBP: 0.303, SLG: 0.374	1B											4	0	3	0	1	0	0				
55 Michael Saunders, L OBP: 0.298, SLG: 0.292	K			P2			G5-3		B3			5	0	1	0	0	1	5				
<b>Inning Stats</b>	R: 3 E: 1 K: 0 S: 14	H: 2 LOB: 0 BB: 1 P: 24	R: 0 E: 0 K: 1 S: 9	H: 1 LOB: 2 BB: 1 P: 18	R: 0 E: 0 K: 0 S: 8	H: 0 LOB: 0 BB: 0 P: 12	R: 0 E: 0 K: 0 S: 13	H: 2 LOB: 2 BB: 0 P: 18	R: 0 E: 0 K: 0 S: 7	H: 0 LOB: 0 BB: 0 P: 10	R: 0 E: 0 K: 2 S: 9	H: 1 LOB: 2 BB: 0 P: 13	R: 0 E: 0 K: 1 S: 6	H: 0 LOB: 1 BB: 1 P: 15	R: 0 E: 0 K: 0 S: 9	H: 1 LOB: 1 BB: 0 P: 17	R: 0 E: 0 K: 0 S: 9	H: 1 LOB: 1 BB: 0 P: 14	1B: 7 2B: 3 3B: 0 HR: 1	SF: 0 SAC: 1 DP: 0 HBP: 0	WP: 1 PB: 0 SB: 0 CS: 1	PA: 46
<b>PITCHER</b>	32 Aaron Laffey, L ERA: 3.42	IP: 7 WLS: 0 BF: 30	H: 8 R: 3 ER: 3 SO: 2	BB: 2 IBB: 0 HBP: 0 BLK: 0	WP: 0 HR: 1 S: 7 P: 113	ERA: 3.86 WHIP: 1.429	53 Rafael Perez, L ERA: 7.66	IP: 0.1 WLS: 0 BF: 2	H: 1 R: 0 ER: 0 SO: 0	BB: 0 IBB: 0 HBP: 0 BLK: 0	WP: 0 HR: 0 S: 2 P: 6	ERA: 0.00 WHIP: 3.000										

Seattle Mariners @ Cleveland Indians  
Progressive Field, Cleveland, OH  
Sat Aug 22 2009, 7:05 PM EDT  
Att: 28,942 - Cloudy - 65 F

AB 42  
R 3  
H 11  
RBI 2  
BB 3  
SO 7  
LOB 23



Batter	1	2	3	4	5	6	7	8	9	10	11	AB	R	H	RBI	BB	SO	LOB	BOTTOM									
24 Grady Sizemore, L OBP: 0.339, SLG: 0.439	BB		G4-6-3		G4-3		F8			P5		4	0	1	0	1	0	2										
13 Asdrubal Cabrera, S OBP: 0.363, SLG: 0.447	F8				K				F9			4	0	0	0	1	1	4										
17 Shin-Soo Choo, L OBP: 0.397, SLG: 0.474	G5-4-3		G4-3				F7		G3			5	0	1	0	0	2											
2 Jhonny Peralta, R OBP: 0.339, SLG: 0.405	G5-4-3			G5-3			G5-3		P6			5	0	0	0	0	0	2										
48 Travis Hafner, L OBP: 0.352, SLG: 0.481	G1-3			HR			G6-3					5	1	1	1	0	1	0										
1 Luis Valbuena, L OBP: 0.303, SLG: 0.426	G6-3			G6-3			E7		K			5	2	1	1	0	1	0										
10 Kelly Shoppach, R OBP: 0.340, SLG: 0.397					K							2	0	0	0	0	2	0										
7 Matt LaPorta, R OBP: 0.295, SLG: 0.340				HR			G1-3					4	1	2	0	0	1	3										
25 Andy Marte, R OBP: 0.329, SLG: 0.280					K		SF8			F8		3	0	1	1	0	1	1										
<b>Inning Stats</b>	R: 0 E: 0 K: 0 S: 10	H: 1 LOB: 1 BB: 1 P: 16	R: 0 E: 0 K: 1 S: 10	H: 0 LOB: 0 BB: 0 P: 16	R: 1 E: 0 K: 0 S: 9	H: 3 LOB: 1 BB: 0 P: 13	R: 1 E: 0 K: 1 S: 9	H: 1 LOB: 0 BB: 0 P: 13	R: 0 E: 0 K: 0 S: 5	H: 0 LOB: 0 BB: 0 P: 7	R: 1 E: 1 K: 0 S: 12	H: 0 LOB: 1 BB: 0 P: 18	R: 0 E: 0 K: 0 S: 8	H: 0 LOB: 0 BB: 0 P: 12	R: 0 E: 0 K: 3 S: 12	H: 0 LOB: 1 BB: 0 P: 17	R: 0 E: 0 K: 0 S: 7	H: 0 LOB: 1 BB: 1 P: 13	R: 1 E: 0 K: 0 S: 6	H: 1 LOB: 0 BB: 0 P: 9	1B: 5 2B: 0 3B: 0 HR: 2	SF: 1 SAC: 0 DP: 2 HBP: 2	WP: 0 PB: 0 SB: 0 CS: 0	PA: 42				
<b>PITCHER</b>	58 Doug Fister, R ERA: 2.21	IP: 6.1 WLS: 1.2 BF: 26	H: 6 R: 3 ER: 2 SO: 4	BB: 1 IBB: 0 HBP: 0 BLK: 0	WP: 0 HR: 1 S: 59 P: 86	ERA: 2.84 WHIP: 1.105	57 Mark Lowe, R ERA: 3.23	IP: 1.2 WLS: 1.2 BF: 5	H: 0 R: 0 ER: 0 SO: 0	BB: 0 IBB: 0 HBP: 0 BLK: 0	WP: 0 HR: 0 S: 15 P: 23	ERA: 0.00 WHIP: 0.000	23 Shawn Kelley, R ERA: 3.95	IP: 2.0 WLS: 2.0 BF: 8	H: 0 R: 0 ER: 0 SO: 3	BB: 1 IBB: 0 HBP: 1 BLK: 0	WP: 0 HR: 0 S: 19 P: 30	ERA: 0.00 WHIP: 0.500	26 Randy Messenger, R ERA: 13.5	IP: 0.2 WLS: 0.2 BF: 3	H: 1 R: 1 ER: 1 SO: 0	BB: 0 IBB: 0 HBP: 0 BLK: 0	WP: 0 HR: 0 S: 6 P: 9	ERA: 13.50 WHIP: 1.500				

Seattle Mariners @ Cleveland Indians  
Progressive Field, Cleveland, OH  
Sat Aug 22 2009, 7:05 PM EDT  
Att: 28,942 - Cloudy - 65 F

AB 37  
R 4  
H 7  
RBI 3  
BB 2  
SO 7  
LOB 14





Batter	1	2	3	4	5	6	7	8	9	AB	R	H	RBI	BB	SO	LOB	TOP					
51 Ichiro Suzuki, L OBP: 0.389, SLG: 0.468 55 Michael Saunders, L OBP: 0.289, SLG: 0.292	G3		1B		F8			G1-3		4	0	1	0	0	0	1						
30 Russell Branyan, L OBP: 0.351, SLG: 0.527	K		K		G4-3			L7		4	0	0	0	0	2	3						
4 Jose Lopez, R OBP: 0.297, SLG: 0.450	F7		G6-3		L5			K		4	0	0	0	0	1	3						
24 Ken Griffey Jr., L OBP: 0.329, SLG: 0.393	G3				HR			K		4	1	1	1	0	2	0						
21 Franklin Gutierrez, R OBP: 0.343, SLG: 0.431	F8		K		K			G1-3		4	0	0	0	0	2	0						
7 Jack Hannahan, L OBP: 0.303, SLG: 0.324	2B				BB			G4-3		3	0	2	0	1	0	0						
16 Josh Wilson, R OBP: 0.292, SLG: 0.359	L1-3		K		K			F8		4	0	0	0	0	2	3						
12 Ryan Langerhans, L OBP: 0.310, SLG: 0.376	F8		K		K			G4-3		3	0	0	0	0	1	1						
32 Rob Johnson, R OBP: 0.302, SLG: 0.339	1B		1B		2B			K		3	0	2	0	0	1	0						
<b>Inning Stats</b>	R: 0 E: 0 K: 1 S: 7	H: 0 LOB: 0 BB: 0 P: 11	R: 0 E: 0 K: 0 S: 6	H: 1 LOB: 1 BB: 0 P: 12	R: 0 E: 0 K: 1 S: 16	H: 2 LOB: 2 BB: 0 P: 22	R: 1 E: 0 K: 3 S: 15	H: 1 LOB: 1 BB: 1 P: 25	R: 0 E: 0 K: 0 S: 10	H: 0 LOB: 0 BB: 0 P: 13	R: 0 E: 0 K: 2 S: 8	H: 0 LOB: 0 BB: 0 P: 13	R: 0 E: 0 K: 1 S: 14	H: 0 LOB: 0 BB: 0 P: 20	R: 0 E: 0 K: 1 S: 8	H: 0 LOB: 0 BB: 0 P: 12	R: 0 E: 0 K: 2 S: 16	H: 1 LOB: 1 BB: 0 P: 18	1B: 2 2B: 3 3B: 0 HR: 1	SF: 0 SAC: 0 DP: 0 HBP: 0	WP: 0 PB: 0 SB: 0 CS: 0	PA: 34
<b>PITCHER</b>	IP	WLS	BF	H	R	ER	SO	BB	IBB	HBP	BLK	WP	HR	S	P	ERA	WHIP					
55 Roberto Hernandez, R ERA: 5.92	7.0	W	27	5	1	1	8	1	0	0	0	0	1	76	116	1.29	0.857					
49 Tony Sipp, L ERA: 3.81	1.0		3	0	0	0	1	0	0	0	0	0	0	8	12	0.00	0.000					
54 Chris Perez, R ERA: 3.7	1.0		4	1	0	0	2	0	0	0	0	0	0	16	18	0.00	1.000					

Seattle Mariners @ Cleveland Indians  
Progressive Field, Cleveland, OH  
Sun Aug 23 2009, 1:05 PM EDT  
Att: 23,086 - Cloudy - 69 F

livebaseballscores.com

AB 33  
R 1  
H 6  
RBI 1  
BB 1  
SO 11  
LOB 11



Batter	1	2	3	4	5	6	7	8	9	AB	R	H	RBI	BB	SO	LOB	BOTTOM					
24 Grady Sizemore, L OBP: 0.341, SLG: 0.445	2B		1B		G5-3			K		4	1	2	0	0	1	1						
11 Jamey Carroll, R OBP: 0.376, SLG: 0.369	G5-3		K		K			K		4	0	0	0	0	3	2						
17 Shin-Soo Choo, L OBP: 0.394, SLG: 0.470	G1-3		K		K			G4-3		4	0	0	0	0	2	2						
2 Jhonny Peralta, R OBP: 0.340, SLG: 0.412	1B		HR		HR			K		4	2	2	2	0	1	0						
48 Travis Hafner, L OBP: 0.354, SLG: 0.481	G4-3		G6-3		G6-3			1B		4	1	2	0	0	0	1						
1 Luis Valbuena, L OBP: 0.306, SLG: 0.427	F7		1B		1B			FC3-6		4	1	2	1	0	0	1						
7 Matt LaPorta, R OBP: 0.292, SLG: 0.351	F8		F8		F8			F9		4	1	1	1	0	0	2						
16 Wyatt Teregas, R OBP: 0.290, SLG: 0.231	G4-3		FC6-4		FC6-4			BB		2	0	0	1	1	0	1						
25 Andy Marte, R OBP: 0.323, SLG: 0.259	K		K		F9			K		4	0	1	1	0	2	2						
<b>Inning Stats</b>	R: 1 E: 0 K: 0 S: 12	H: 2 LOB: 1 BB: 0 P: 20	R: 0 E: 0 K: 0 S: 7	H: 0 LOB: 0 BB: 0 P: 13	R: 0 E: 0 K: 3 S: 12	H: 1 LOB: 1 BB: 0 P: 16	R: 1 E: 0 K: 0 S: 10	H: 2 LOB: 1 BB: 0 P: 15	R: 0 E: 0 K: 1 S: 8	H: 0 LOB: 0 BB: 0 P: 11	R: 4 E: 1 K: 2 S: 18	H: 4 LOB: 1 BB: 0 P: 26	R: 0 E: 0 K: 2 S: 8	H: 0 LOB: 0 BB: 0 P: 16	R: 0 E: 0 K: 1 S: 11	H: 1 LOB: 2 BB: 1 P: 19	1B: 7 2B: 1 3B: 1 HR: 1	SF: 1 SAC: 0 DP: 0 HBP: 0	WP: 1 PB: 0 SB: 0 CS: 0	PA: 36		
<b>PITCHER</b>	IP	WLS	BF	H	R	ER	SO	BB	IBB	HBP	BLK	WP	HR	S	P	ERA	WHIP					
34 Félix Hernández, R ERA: 2.73	6.0	L	28	9	6	3	6	0	0	0	0	0	1	67	101	4.50	1.500					
43 Miguel Batista, R ERA: 4.19	2.0		8	1	0	0	3	1	0	0	0	1	0	19	35	0.00	1.000					

Seattle Mariners @ Cleveland Indians  
Progressive Field, Cleveland, OH  
Sun Aug 23 2009, 1:05 PM EDT  
Att: 23,086 - Cloudy - 69 F

livebaseballscores.com

AB 34  
R 6  
H 10  
RBI 6  
BB 1  
SO 9  
LOB 12





Batter	1	2	3	4	5	6	7	8	9	AB	R	H	RBI	BB	SO	LOB	TOP					
24 Grady Sizemore, L OBP: 0.339, SLG: 0.441	G4-3		F7		B2-3		F7		1 SAFE B SL 94 B SL 92 D SL 90 D CU 79 X SL 90	4	1	0	0	1	0	1	<b>Cleveland Indians @ Kansas City Royals</b> Kauffman Stadium, Kansas City, MO Mon Aug 24 2009, 7:10 PM CDT Att: 11,101 - Clear - 80 F					
13 Asdrúbal Cabrera, S OBP: 0.364, SLG: 0.449	G3			17 1B 48 HR	K		F8		1 SAFE B SL 94 B SL 92 D SL 90 D CU 79 X SL 90	5	2	2	2	0	1	1						
17 Shin-Soo Choo, L OBP: 0.396, SLG: 0.476	F8			48 HR				G6-3	11 G6-4-3	5	2	3	0	0	0	0						
2 Johnny Peralta, R OBP: 0.341, SLG: 0.415		48 G4-3 10 F8-2			K		G4-3		G6-4-3	4	0	2	0	0	1	3						
11 Jamey Carroll, R OBP: 0.374, SLG: 0.387										1	1	0	0	0	0	1						
48 Travis Hafner, L OBP: 0.358, SLG: 0.500	G4-3				HR					5	2	3	4	0	1	1						
1 Luis Valbuena, L OBP: 0.309, SLG: 0.438					F8		G6-3			3	1	1	3	1	0	1						
10 Kelly Shoppach, R OBP: 0.338, SLG: 0.392										3	0	0	0	1	1	4						
7 Matt LaPorta, R OBP: 0.290, SLG: 0.344					L9					4	0	1	0	0	0	2						
25 Andy Marte, R OBP: 0.333, SLG: 0.293										4	1	2	0	0	0	1						
<b>Inning Stats</b>	R: 0 E: 0 K: 0 S: 10	H: 0 LOB: 0 BB: 0 P: 10	R: 0 E: 0 K: 0 S: 6	H: 1 LOB: 1 BB: 1 P: 13	R: 0 E: 0 K: 0 S: 7	H: 1 LOB: 0 BB: 0 P: 8	R: 3 E: 0 K: 1 S: 12	H: 3 LOB: 1 BB: 1 P: 28	R: 0 E: 0 K: 1 S: 5	H: 0 LOB: 0 BB: 0 P: 8	R: 1 E: 0 K: 1 S: 13	H: 2 LOB: 1 BB: 0 P: 19	R: 0 E: 0 K: 0 S: 8	H: 1 LOB: 1 BB: 0 P: 14	R: 3 E: 0 K: 0 S: 14	H: 3 LOB: 0 BB: 0 P: 21	R: 3 E: 0 K: 1 S: 12	H: 3 LOB: 0 BB: 1 P: 18	1B: 7 2B: 5 3B: 1 HR: 2	SF: 0 SAC: 0 DP: 3 HBP: 0	WP: 0 PB: 0 CS: 0	PA: 41
<b>PITCHER</b>	IP WLS BF H R ER SO BB IBB HBP BLK WP HR S P ERA WHIP	IP WLS BF H R ER SO BB IBB HBP BLK WP HR S P ERA WHIP																				
55 Gil Meche, R ERA: 4.75	7.0		29	8	4	4	3	2	0	0	0	0	0	0	0	0	1	61	100	5.14	1.429	
48 Joakim Soria, R ERA: 2.97	0.2	L	5	3	3	3	0	0	0	0	0	0	0	0	0	0	1	12	18	40.50	4.500	
34 Jamey Wright, R ERA: 4.8	0.1		3	1	2	2	0	1	0	0	0	0	0	0	0	0	0	3	8	54.00	6.000	
49 John Bale, L ERA: 6.08	1.0		4	2	1	1	1	0	0	0	0	0	0	0	0	0	0	11	13	9.00	2.000	

Batter	1	2	3	4	5	6	7	8	9	AB	R	H	RBI	BB	SO	LOB	BOTTOM					
9 David DeJesus, L OBP: 0.344, SLG: 0.431	G4-3			16 G6-4-3			CS		F7	4	1	2	0	1	0	2	<b>Cleveland Indians @ Kansas City Royals</b> Kauffman Stadium, Kansas City, MO Mon Aug 24 2009, 7:10 PM CDT Att: 11,101 - Clear - 80 F					
8 Willie Bloomquist, R OBP: 0.301, SLG: 0.357	F8			F9						4	0	1	0	0	0	2						
16 Billy Butler, R OBP: 0.350, SLG: 0.482	L9			G6-4-3			G6-3			4	0	0	1	0	0	2						
3 Brayan Peña, S OBP: 0.333, SLG: 0.472					13 1B 24 1B		G4-3		F9	3	1	0	0	1	0	1						
13 Alberto Callaspo, S OBP: 0.348, SLG: 0.425							G6-3			4	1	1	0	0	0	1						
24 Mark Teahen, L OBP: 0.338, SLG: 0.429					14 2B					4	2	2	1	0	2	0						
14 John Buck, R OBP: 0.281, SLG: 0.424					12 2B					3	1	1	2	1	1	1						
12 Mitch Maier, L OBP: 0.326, SLG: 0.335					SH5-4					2	0	0	0	0	0	1						
3 Yuniesky Betancourt, R OBP: 0.265, SLG: 0.339					SF9					3	0	2	2	0	0	0						
<b>Inning Stats</b>	R: 0 E: 0 K: 0 S: 6	H: 0 LOB: 0 BB: 0 P: 9	R: 0 E: 0 K: 1 S: 8	H: 0 LOB: 0 BB: 0 P: 11	R: 0 E: 0 K: 0 S: 10	H: 0 LOB: 0 BB: 0 P: 16	R: 0 E: 0 K: 0 S: 10	H: 1 LOB: 0 BB: 0 P: 17	R: 4 E: 0 K: 0 S: 10	H: 3 LOB: 1 BB: 2 P: 21	R: 0 E: 0 K: 0 S: 10	H: 0 LOB: 0 BB: 0 P: 14	R: 1 E: 0 K: 1 S: 10	H: 2 LOB: 0 BB: 0 P: 14	R: 1 E: 0 K: 0 S: 10	H: 2 LOB: 1 BB: 0 P: 15		R: 0 E: 0 K: 1 S: 13	H: 1 LOB: 2 BB: 1 P: 26	1B: 8 2B: 1 3B: 0 HR: 0	SF: 1 SAC: 2 DP: 1 HBP: 0	WP: 1 PB: 0 CS: 1
<b>PITCHER</b>	IP WLS BF H R ER SO BB IBB HBP BLK WP HR S P ERA WHIP	IP WLS BF H R ER SO BB IBB HBP BLK WP HR S P ERA WHIP																				
45 Jeremy Sowers, L ERA: 4.93	7.0	W	27	6	5	5	2	2	0	0	0	0	0	0	0	0	1	0	64	102	6.43	1.143
40 Jess Todd, R ERA: 7.27	1.0	H	5	2	1	1	0	0	0	0	0	0	0	0	0	0	1	0	10	15	9.00	2.000
34 Kerry Wood, R ERA: 4.6	1.0		5	1	0	0	1	0	0	0	0	0	0	0	0	0	0	0	13	26	0.00	2.000



Batter	1	2	3	4	5	6	7	8	9	AB	R	H	RBI	BB	SO	LOB	TOP								
13 Asdrúbal Cabrera, S OBP: 0.365, SLG: 0.452										4	0	2	1	0	0	0	<b>Cleveland Indians @ Kansas City Royals</b> Kauffman Stadium, Kansas City, MO Tue Aug 25 2009, 7:10 PM CDT Att: 17,353 - Clear - 90 F								
11 Jamey Carroll, R OBP: 0.368, SLG: 0.361										4	0	0	0	0	2	1									
17 Shin-Soo Choo, L OBP: 0.395, SLG: 0.473										3	0	0	0	1	3	0									
2 Jhonny Peralta, R OBP: 0.341, SLG: 0.413										3	0	0	0	1	2	1									
48 Travis Hafner, L OBP: 0.353, SLG: 0.492										4	0	0	0	0	2	2									
1 Luis Valbuena, L OBP: 0.308, SLG: 0.435										4	0	1	0	0	1	2									
10 Kelly Shoppach, R OBP: 0.335, SLG: 0.386										3	0	0	0	0	3	2									
7 Matt LaPorta, R OBP: 0.292, SLG: 0.359										3	1	1	0	0	2	0									
25 Andy Marte, R OBP: 0.333, SLG: 0.344										3	1	1	1	0	1	1									
<b>Inning Stats</b>	R: 0 E: 0 K: 2 S: 7	H: 0 LOB: 0 BB: 0 P: 10	R: 0 E: 0 K: 2 S: 10	H: 1 LOB: 1 BB: 0 P: 16	R: 0 E: 0 K: 1 S: 9	H: 1 LOB: 1 BB: 0 P: 12	R: 0 E: 0 K: 2 S: 8	H: 0 LOB: 0 BB: 0 P: 13	R: 0 E: 0 K: 3 S: 10	H: 0 LOB: 0 BB: 0 P: 12	R: 1 E: 0 K: 2 S: 10	H: 1 LOB: 0 BB: 0 P: 16	R: 0 E: 0 K: 2 S: 12	H: 0 LOB: 1 BB: 1 P: 22	R: 1 E: 0 K: 1 S: 11	H: 2 LOB: 0 BB: 0 P: 16	R: 0 E: 0 K: 1 S: 7	H: 0 LOB: 1 BB: 1 P: 15	1B: 2 2B: 2 3B: 0 HR: 1	SF: 0 SAC: 0 DP: 0 HBP: 0	WP: 0 PB: 0 SB: 0 CS: 0	PA: 33			
<b>PITCHER</b>	IP WLS BF H R ER SO BB IBB HBP BLK WP HR S P ERA WHIP	IP WLS BF H R ER SO BB IBB HBP BLK WP HR S P ERA WHIP	IP WLS BF H R ER SO BB IBB HBP BLK WP HR S P ERA WHIP	IP WLS BF H R ER SO BB IBB HBP BLK WP HR S P ERA WHIP	IP WLS BF H R ER SO BB IBB HBP BLK WP HR S P ERA WHIP	IP WLS BF H R ER SO BB IBB HBP BLK WP HR S P ERA WHIP	IP WLS BF H R ER SO BB IBB HBP BLK WP HR S P ERA WHIP	IP WLS BF H R ER SO BB IBB HBP BLK WP HR S P ERA WHIP	IP WLS BF H R ER SO BB IBB HBP BLK WP HR S P ERA WHIP	IP WLS BF H R ER SO BB IBB HBP BLK WP HR S P ERA WHIP	IP WLS BF H R ER SO BB IBB HBP BLK WP HR S P ERA WHIP	IP WLS BF H R ER SO BB IBB HBP BLK WP HR S P ERA WHIP	IP WLS BF H R ER SO BB IBB HBP BLK WP HR S P ERA WHIP	IP WLS BF H R ER SO BB IBB HBP BLK WP HR S P ERA WHIP	IP WLS BF H R ER SO BB IBB HBP BLK WP HR S P ERA WHIP	IP WLS BF H R ER SO BB IBB HBP BLK WP HR S P ERA WHIP	IP WLS BF H R ER SO BB IBB HBP BLK WP HR S P ERA WHIP	IP WLS BF H R ER SO BB IBB HBP BLK WP HR S P ERA WHIP	IP WLS BF H R ER SO BB IBB HBP BLK WP HR S P ERA WHIP	IP WLS BF H R ER SO BB IBB HBP BLK WP HR S P ERA WHIP	IP WLS BF H R ER SO BB IBB HBP BLK WP HR S P ERA WHIP	IP WLS BF H R ER SO BB IBB HBP BLK WP HR S P ERA WHIP	IP WLS BF H R ER SO BB IBB HBP BLK WP HR S P ERA WHIP	IP WLS BF H R ER SO BB IBB HBP BLK WP HR S P ERA WHIP	IP WLS BF H R ER SO BB IBB HBP BLK WP HR S P ERA WHIP

AB	31
R	2
H	5
RBI	2
BB	2
SO	16
LOB	9



Batter	1	2	3	4	5	6	7	8	9	AB	R	H	RBI	BB	SO	LOB	BOTTOM								
9 David DeJesus, L OBP: 0.346, SLG: 0.432										4	2	2	0	0	1	1	<b>Cleveland Indians @ Kansas City Royals</b> Kauffman Stadium, Kansas City, MO Tue Aug 25 2009, 7:10 PM CDT Att: 17,353 - Clear - 90 F								
12 Mitch Maier, L OBP: 0.333, SLG: 0.355										3	2	2	2	1	1	0									
16 Billy Butler, R OBP: 0.347, SLG: 0.478										4	0	0	1	0	0	3									
17 Mike Jacobs, L OBP: 0.311, SLG: 0.429										3	0	2	2	1	1	0									
13 Alberto Callaspo, S OBP: 0.345, SLG: 0.421										4	0	0	0	0	0	4									
24 Mark Teahen, L OBP: 0.337, SLG: 0.426										3	0	0	0	1	0	1									
21 Miguel Olivo, R OBP: 0.271, SLG: 0.471										4	1	1	1	0	2	2									
1 Josh Anderson, L OBP: 0.276, SLG: 0.299										3	0	1	0	0	0	0									
3 Yuniesky Betancourt, R OBP: 0.266, SLG: 0.339										3	1	1	0	0	0	1									
<b>Inning Stats</b>	R: 1 E: 0 K: 1 S: 13	H: 1 LOB: 1 BB: 1 P: 26	R: 0 E: 0 K: 0 S: 10	H: 0 LOB: 0 BB: 1 P: 15	R: 2 E: 0 K: 0 S: 12	H: 4 LOB: 1 BB: 0 P: 17	R: 1 E: 1 K: 0 S: 10	H: 2 LOB: 1 BB: 0 P: 12	R: 0 E: 0 K: 2 S: 11	H: 0 LOB: 0 BB: 0 P: 15	R: 0 E: 0 K: 1 S: 7	H: 0 LOB: 0 BB: 0 P: 13	R: 2 E: 0 K: 0 S: 9	H: 2 LOB: 0 BB: 0 P: 11	R: 0 E: 0 K: 1 S: 12	H: 0 LOB: 1 BB: 1 P: 21	R: 0 E: 0 K: 1 S: 7	H: 0 LOB: 1 BB: 1 P: 15	1B: 7 2B: 0 3B: 0 HR: 2	SF: 0 SAC: 0 DP: 2 HBP: 0	WP: 0 PB: 0 SB: 1 CS: 0	PA: 34			
<b>PITCHER</b>	IP WLS BF H R ER SO BB IBB HBP BLK WP HR S P ERA WHIP	IP WLS BF H R ER SO BB IBB HBP BLK WP HR S P ERA WHIP	IP WLS BF H R ER SO BB IBB HBP BLK WP HR S P ERA WHIP	IP WLS BF H R ER SO BB IBB HBP BLK WP HR S P ERA WHIP	IP WLS BF H R ER SO BB IBB HBP BLK WP HR S P ERA WHIP	IP WLS BF H R ER SO BB IBB HBP BLK WP HR S P ERA WHIP	IP WLS BF H R ER SO BB IBB HBP BLK WP HR S P ERA WHIP	IP WLS BF H R ER SO BB IBB HBP BLK WP HR S P ERA WHIP	IP WLS BF H R ER SO BB IBB HBP BLK WP HR S P ERA WHIP	IP WLS BF H R ER SO BB IBB HBP BLK WP HR S P ERA WHIP	IP WLS BF H R ER SO BB IBB HBP BLK WP HR S P ERA WHIP	IP WLS BF H R ER SO BB IBB HBP BLK WP HR S P ERA WHIP	IP WLS BF H R ER SO BB IBB HBP BLK WP HR S P ERA WHIP	IP WLS BF H R ER SO BB IBB HBP BLK WP HR S P ERA WHIP	IP WLS BF H R ER SO BB IBB HBP BLK WP HR S P ERA WHIP	IP WLS BF H R ER SO BB IBB HBP BLK WP HR S P ERA WHIP	IP WLS BF H R ER SO BB IBB HBP BLK WP HR S P ERA WHIP	IP WLS BF H R ER SO BB IBB HBP BLK WP HR S P ERA WHIP	IP WLS BF H R ER SO BB IBB HBP BLK WP HR S P ERA WHIP	IP WLS BF H R ER SO BB IBB HBP BLK WP HR S P ERA WHIP	IP WLS BF H R ER SO BB IBB HBP BLK WP HR S P ERA WHIP	IP WLS BF H R ER SO BB IBB HBP BLK WP HR S P ERA WHIP	IP WLS BF H R ER SO BB IBB HBP BLK WP HR S P ERA WHIP	IP WLS BF H R ER SO BB IBB HBP BLK WP HR S P ERA WHIP	IP WLS BF H R ER SO BB IBB HBP BLK WP HR S P ERA WHIP

AB	31
R	6
H	9
RBI	6
BB	3
SO	5
LOB	12





Batter	1	2	3	4	5	6	7	8	9	AB	R	H	RBI	BB	SO	LOB	TOP										
24 Grady Sizemore, L OBP: 0.342, SLG: 0.442	E3 11 1B 13 FC4-6		11 1B 17 2B BB		11 G3 13 WP 2B		11 1B BB		G4-3	3	3	1	0	2	0	0											
11 Jamey Carroll, R OBP: 0.373, SLG: 0.366	13 FC4-6 1B		17 2B 1B		G3		17 HBP 1B		B5-3	5	0	3	0	0	0	1											
13 Andrubal Cabrera, S OBP: 0.363, SLG: 0.449	FC4-6 FC5-4 1B		P4		G3		F8		1B	5	0	1	1	0	0	5											
17 Shin-Soo Choo, L OBP: 0.397, SLG: 0.475	FC5-4 1B		1B		K		HBP		G4-3	4	0	2	1	0	1	1											
2 Jhonny Peralta, R OBP: 0.338, SLG: 0.409	FC5-4		G6-3		F9		L1			4	0	0	0	0	0	6											
1 Luis Valbuena, L OBP: 0.304, SLG: 0.428	G5-3				F7				B5-3	4	0	0	0	0	1	2											
7 Matt LaPorta, R OBP: 0.303, SLG: 0.426		K			G5-3		HR			4	1	2	1	0	1	0											
25 Andy Marte, R OBP: 0.329, SLG: 0.338		F9					F7		F8	4	0	1	0	0	0	1											
8 Chris Gimenez, R OBP: 0.252, SLG: 0.268					K				F9	4	0	0	0	0	3	2											
<b>Inning Stats</b>	R: 1 E: 1 K: 0 S: 10	H: 2 LOB: 2 BB: 0 P: 14	R: 0 E: 0 K: 2 S: 9	H: 0 LOB: 0 BB: 0 P: 14	R: 1 E: 0 K: 0 S: 15	H: 2 LOB: 1 BB: 1 P: 24	R: 0 E: 0 K: 1 S: 10	H: 1 LOB: 1 BB: 0 P: 15	R: 1 E: 0 K: 1 S: 11	H: 1 LOB: 0 BB: 0 P: 19	R: 0 E: 0 K: 1 S: 13	H: 1 LOB: 3 BB: 1 P: 16	R: 0 E: 0 K: 0 S: 12	H: 1 LOB: 1 BB: 0 P: 24	R: 0 E: 0 K: 0 S: 8	H: 1 LOB: 1 BB: 0 P: 11	R: 0 E: 0 K: 0 S: 8	H: 1 LOB: 1 BB: 0 P: 13	1B: 6 2B: 3 3B: 0 HR: 1	SF: 0 SAC: 0 DP: 0 HBP: 1	WP: 1 PB: 0 SB: 0 CS: 1	PA: 40					
<b>PITCHER</b>	IP	WLS	BF	H	R	ER	SO	BB	IBB	HBP	BLK	WP	HR	S	P	ERA	WHIP										
44 Luke Hochevar, R ERA: 5.52	6.1	L	29	8	4	3	6	2	0	0	0	1	1	75	116	4.26	1.579										
49 John Bale, L ERA: 5.93	0.2		3	0	0	0	0	0	0	1	0	0	0	5	10	0.00	0.000										
40 Kyle Farnsworth, R ERA: 5.67	1.0		4	1	0	0	0	0	0	0	0	0	0	8	11	0.00	1.000										
34 Jamey Wright, R ERA: 4.72	1.0		4	1	0	0	0	0	0	0	0	0	0	8	13	0.00	1.000										
<b>Batter</b>	<b>1</b>	<b>2</b>	<b>3</b>	<b>4</b>	<b>5</b>	<b>6</b>	<b>7</b>	<b>8</b>	<b>9</b>	<b>AB</b>	<b>R</b>	<b>H</b>	<b>RBI</b>	<b>BB</b>	<b>SO</b>	<b>LOB</b>	<b>BOTTOM</b>										
9 David DeJesus, L OBP: 0.345, SLG: 0.430	21 1B 16 1B 24 SF8 1B		F7		L4		G6-3			4	1	1	0	0	0	1											
8 Willie Bloomquist, R OBP: 0.301, SLG: 0.354	F9		16 G4-3 21 2B BB		G4-3		G5-3			3	1	0	0	1	0	1											
16 Billy Butler, R OBP: 0.350, SLG: 0.480	21 1B 1B		G4-3		G4-3		21 G6-4-3 1B			4	0	3	0	0	0	1											
21 Miguel Olivo, R OBP: 0.274, SLG: 0.475	1B		2B		K		G6-4-3			4	0	2	1	0	1	2											
24 Mark Teahen, L OBP: 0.336, SLG: 0.425	SF8				17 FC1-6 1B					3	0	1	1	0	2	1											
13 Alberto Callaspo, S OBP: 0.342, SLG: 0.417	F8		F8		L9					4	0	0	0	0	0	4											
17 Mike Jacobs, L OBP: 0.308, SLG: 0.424	L8		F7		FC1-6					4	0	0	0	0	1	1											
12 Mitch Maier, L OBP: 0.328, SLG: 0.348	F7		F9		F8					4	0	0	0	0	0	1											
3 Yunesky Betancourt, R OBP: 0.266, SLG: 0.339	1B		F7		K					3	0	1	0	0	1	0											
<b>Inning Stats</b>	R: 1 E: 0 K: 0 S: 16	H: 3 LOB: 2 BB: 0 P: 23	R: 0 E: 0 K: 0 S: 10	H: 1 LOB: 1 BB: 0 P: 16	R: 1 E: 0 K: 1 S: 10	H: 1 LOB: 1 BB: 1 P: 17	R: 0 E: 0 K: 0 S: 6	H: 0 LOB: 0 BB: 0 P: 12	R: 0 E: 0 K: 1 S: 10	H: 1 LOB: 1 BB: 0 P: 15	R: 0 E: 0 K: 0 S: 10	H: 1 LOB: 0 BB: 0 P: 11	R: 0 E: 0 K: 1 S: 8	H: 0 LOB: 0 BB: 0 P: 13	R: 0 E: 0 K: 1 S: 9	H: 1 LOB: 0 BB: 0 P: 14	R: 0 E: 0 K: 1 S: 7	H: 0 LOB: 0 BB: 0 P: 11	1B: 7 2B: 1 3B: 0 HR: 0	SF: 1 SAC: 0 DP: 1 HBP: 0	WP: 0 PB: 0 SB: 0 CS: 0	PA: 35					
<b>PITCHER</b>	IP	WLS	BF	H	R	ER	SO	BB	IBB	HBP	BLK	WP	HR	S	P	ERA	WHIP										
28 David Huff, L ERA: 6.57	6.0	W	26	7	2	2	2	1	0	0	0	0	0	8	94	3.00	1.333										
36 Joe Smith, R ERA: 3.24	1.0	H	3	0	0	0	1	0	0	0	0	0	0	8	13	0.00	0.000										
54 Chris Perez, R ERA: 3.61	1.0	H	3	1	0	0	1	0	0	0	0	0	0	9	14	0.00	1.000										
34 Kerry Wood, R ERA: 4.5	1.0	S	3	0	0	0	1	0	0	0	0	0	0	7	11	0.00	0.000										

Cleveland Indians @ Kansas City Royals  
Kauffman Stadium, Kansas City, MO

AB 37  
R 4  
H 10  
RBI 3  
BB 2  
SO 6  
LOB 18



Cleveland Indians @ Kansas City Royals  
Kauffman Stadium, Kansas City, MO

AB 33  
R 2  
H 8  
RBI 2  
BB 1  
SO 5  
LOB 12



Wed Aug 26 2009, 1:10 PM CDT  
Att. 10,751 - Rain - 75 F

Wed Aug 26 2009, 1:10 PM CDT  
Att. 10,751 - Rain - 75 F

livebaseballscores.com















Batter	1	2	3	4	5	6	7	8	9	AB	R	H	RBI	BB	SO	LOB	TOP	
24 Grady Sizemore, L OBP: 0.341, SLG: 0.447	F7			G4-3		11 1B		P6		4	1	1	0	0	0	0	<b>Cleveland Indians @ Baltimore Orioles</b> Oriole Park at Camden Yards, Baltimore, MD Sun Aug 30 2009, 1:35 PM EDT Att: 20,643 - Partly Cloudy - 80 F	
11 Jamey Carroll, R OBP: 0.374, SLG: 0.365	F9			K		17 1B		13 1B		4	1	2	1	0	1	0		
13 Asdrubal Cabrera, S OBP: 0.366, SLG: 0.447	K			17 S		F9		17 1B		3	0	1	0	1	1	1		
17 Shin-Soo Choo, L OBP: 0.397, SLG: 0.477	L7			K				17 1B		4	0	2	1	0	1	1		
2 Jhonny Peralta, R OBP: 0.337, SLG: 0.414	L7							17 1B		4	0	1	0	0	1	4		
7 Matt LaPorta, R OBP: 0.323, SLG: 0.471	G3									4	0	0	0	0	0	1		
25 Andy Marte, R OBP: 0.333, SLG: 0.438										4	0	0	0	0	2	1		
1 Luis Valbuena, L OBP: 0.300, SLG: 0.418										4	0	0	0	0	2	1		
16 Wvatt Toregas, R OBP: 0.263, SLG: 0.212										3	0	0	0	0	1	0		
<b>Inning Stats</b>	R: 0 E: 0 K: 1 S: 9	H: 0 LOB: 0 BB: 0 P: 11	R: 0 E: 0 K: 0 S: 7	H: 0 LOB: 0 BB: 0 P: 10	R: 0 E: 0 K: 2 S: 11	H: 0 LOB: 0 BB: 0 P: 17	R: 0 E: 0 K: 2 S: 9	H: 0 LOB: 1 BB: 1 P: 19	R: 0 E: 0 K: 0 S: 5	H: 0 LOB: 0 BB: 0 P: 5	R: 1 E: 0 K: 0 S: 15	H: 3 LOB: 2 BB: 0 P: 20	R: 0 E: 0 K: 1 S: 8	H: 0 LOB: 0 BB: 0 P: 12	1B: 6 2B: 0 3B: 1 HR: 0	SF: 0 SAC: 0 DP: 0 HBP: 0	WP: 0 PB: 0 SB: 1 CS: 0	PA: 35
<b>PITCHER</b>	IP WLS BF H R ER SO BB IBB HBP BLK WP HR S P ERA WHIP																	
17 Brian Matusz, L ERA: 5.28	(1, 1) 7.0 W 26 4 1 1 8 1 0 0 0 0 0 0 67 96 1.29 0.714																	
28 Danys Baez, R ERA: 4.11	(8, 1) 1.0 6 3 1 1 0 0 0 0 0 0 0 15 20 9.00 3.000																	
43 Jim Johnson, R ERA: 3.12	(9, 1) 1.0 S 3 0 0 0 1 0 0 0 0 0 0 8 12 0.00 0.000																	

Batter	1	2	3	4	5	6	7	8	9	AB	R	H	RBI	BB	SO	LOB	BOTTOM			
1 Brian Roberts, S OBP: 0.351, SLG: 0.464	L7		E5 18 HR	18 BB		SF8				3	1	2	1	0	0	0	<b>Cleveland Indians @ Baltimore Orioles</b> Oriole Park at Camden Yards, Baltimore, MD Sun Aug 30 2009, 1:35 PM EDT Att: 20,643 - Partly Cloudy - 80 F			
18 Felix Pie, L OBP: 0.353, SLG: 0.457	F8		HR	BB		L7				3	1	1	2	1	0	1				
Adam Jones, R OBP: 0.339, SLG: 0.462	BB		14 BB	30 2B		G6-3				2	1	0	0	2	0	2				
21 Nick Markakis, L OBP: 0.356, SLG: 0.479	G1-3		P6			G1-3				4	0	0	0	0	1	2				
14 Nolan Reimold, R OBP: 0.365, SLG: 0.452	P2		30 2B			G6-3				3	0	0	0	1	1	0				
30 Luke Scott, L OBP: 0.353, SLG: 0.493	G4-3		BB			G5-3				3	0	1	1	0	0	0				
24 Michael Aubrey, L OBP: 0.389, SLG: 0.471	G4-3		2B			G4-3				1	0	0	0	0	0	0				
32 Matt Wieters, S OBP: 0.318, SLG: 0.383	K		K			3 1B		K		4	1	1	0	0	3	2				
23 Ty Wigginton, R OBP: 0.315, SLG: 0.392	E9		1 E	3 G4-3		K		K		4	1	2	0	0	2	1				
3 Cesar Izturis, S OBP: 0.295, SLG: 0.349	K		K			G4-3				3	0	1	0	0	1	2				
<b>Inning Stats</b>	R: 0 E: 0 K: 0 S: 6	H: 0 LOB: 1 BB: 1 P: 14	R: 0 E: 0 K: 1 S: 8	H: 0 LOB: 0 BB: 0 P: 12	R: 4 E: 0 K: 2 S: 18	H: 4 LOB: 2 BB: 2 P: 33	R: 0 E: 0 K: 0 S: 9	H: 2 LOB: 2 BB: 1 P: 16	R: 0 E: 0 K: 2 S: 8	H: 0 LOB: 0 BB: 0 P: 12	R: 1 E: 0 K: 1 S: 8	H: 2 LOB: 1 BB: 0 P: 13	R: 0 E: 0 K: 2 S: 8	H: 0 LOB: 0 BB: 0 P: 10	R: 0 E: 0 K: 2 S: 8	H: 0 LOB: 0 BB: 0 P: 15	1B: 6 2B: 1 3B: 0 HR: 1	SF: 1 SAC: 0 DP: 0 HBP: 0	WP: 0 PB: 1 SB: 1 CS: 0	PA: 35
<b>PITCHER</b>	IP WLS BF H R ER SO BB IBB HBP BLK WP HR S P ERA WHIP																			
63 Justin Masterson, R ERA: 4.97	(1, 1) 5.2 L 28 6 0 0 0 4 0 0 0 0 0 0 14 20 0.00 0.000																			
53 Rafael Perez, L ERA: 7.17	(6, 1) 2.0 6 0 0 0 1 0 0 0 0 0 0 14 20 0.00 0.000																			
40 Jess Todd, R ERA: 10.13	(8, 1) 0.1 1 0 0 0 1 0 0 0 0 0 0 3 6 0.00 0.000																			





Batter	1	2	3	4	5	6	7	8	9	AB	R	H	RBI	BB	SO	LOB	TOP										
24 Grady Sizemore, L (1, 8) OBP: 0.341, SLG: 0.448										4	1	2	1	1	1		<p><b>Cleveland Indians @ Detroit Tigers</b> Comerica Park, Detroit, MI Tue Sep 01 2009, 7:05 PM EDT Att: 24,225 - Clear - 71 F</p>										
13 Asdrúbal Cabrera, S (1, 6) OBP: 0.367, SLG: 0.449										5	1	2	0	0	2												
17 Shin-Soo Choo, L (1, 10)										4	0	1	1	0	2	2											
2 Jhonny Peralta, R (1, 5) OBP: 0.336, SLG: 0.412										4	0	1	0	0	3												
1 Luis Valbuena, L (1, 4) OBP: 0.299, SLG: 0.419										4	0	1	0	0	2	1											
7 Matt LaPorta, R (1, 9) OBP: 0.320, SLG: 0.472										4	0	1	0	0	2	2											
25 Andy Marte, R (1, 3) OBP: 0.330, SLG: 0.464										4	1	1	1	0	2	1											
10 Kelly Shoppach, R (1, 2) OBP: 0.336, SLG: 0.386										2	1	1	0	1	1	0											
11 Jamey Carroll, R (9, PH) OBP: 0.372, SLG: 0.363										1	0	0	0	0	1	0											
23 Michael Brantley, L (1, 7) OBP: 0.500, SLG: 0.500										4	1	2	0	0	2												
<b>Inning Stats</b>	R: 1 E: 0 K: 2 S: 14	H: 2 LOB: 0 P: 23	R: 0 E: 0 K: 1 S: 12	H: 1 LOB: 1 P: 23	R: 0 E: 0 K: 1 S: 8	H: 1 LOB: 1 P: 14	R: 0 E: 0 K: 2 S: 8	H: 0 LOB: 0 P: 13	R: 3 E: 1 K: 0 S: 11	H: 5 LOB: 2 P: 17	R: 1 E: 0 K: 1 S: 14	H: 1 LOB: 0 P: 23	R: 0 E: 0 K: 1 S: 9	H: 0 LOB: 0 P: 16	R: 0 E: 0 K: 2 S: 9	H: 1 LOB: 1 P: 23	1B: 5 2B: 5 HR: 1	SF: 0 SAC: 0 HBP: 0	WP: 0 PB: 0 SB: 0 CS: 0	PA: 38							
<b>PITCHER</b>	IP: 5.0 WLS: W BF: 24 ERA: 3.09	H: 9 R: 4 ER: 4 SO: 6	BB: 2 IBB: 0 HBP: 0 BLK: 0	WP: 0 HR: 0 S: 14 P: 23	ERA: 7.20 WHIP: 2.200	IP: 1.0 WLS: H BF: 4 ERA: 4.50	H: 1 R: 0 ER: 0 SO: 2	BB: 0 IBB: 0 HBP: 0 BLK: 0	WP: 0 HR: 1 S: 14 P: 23	ERA: 9.00 WHIP: 1.000	IP: 7.1 WLS: H BF: 31 ERA: 3.35	H: 4 R: 0 ER: 0 SO: 2	BB: 0 IBB: 0 HBP: 0 BLK: 0	WP: 0 HR: 0 S: 11 P: 17	ERA: 0.00 WHIP: 0.000	IP: 8.1 WLS: H BF: 32 ERA: 3.02	H: 2 R: 0 ER: 0 SO: 1	BB: 0 IBB: 0 HBP: 0 BLK: 0	WP: 0 HR: 6 S: 12 P: 23	ERA: 0.00 WHIP: 1.000	IP: 1.0 WLS: S BF: 4 ERA: 3.22	H: 1 R: 0 ER: 0 SO: 1	BB: 0 IBB: 0 HBP: 0 BLK: 0	WP: 0 HR: 0 S: 12 P: 23	1B: 5 2B: 5 HR: 1	SF: 0 SAC: 0 HBP: 0	WP: 0 PB: 0 SB: 0 CS: 0

AB	36
R	5
H	11
RBI	4
BB	2
SO	11
LOB	14



Batter	1	2	3	4	5	6	7	8	9	AB	R	H	RBI	BB	SO	LOB	BOTTOM										
28 Curtis Granderson, L (1, 8) OBP: 0.338, SLG: 0.466										5	0	2	0	0	3		<p><b>Cleveland Indians @ Detroit Tigers</b> Comerica Park, Detroit, MI Tue Sep 01 2009, 7:05 PM EDT Att: 24,225 - Clear - 71 F</p>										
14 Plácido Polanco, R (1, 4) OBP: 0.318, SLG: 0.393										5	1	2	1	0	1												
9 Carlos Guillen, S (1, 7) OBP: 0.351, SLG: 0.418										3	1	1	1	2	0	0											
25 Ryan Raburn, R (9, 7) OBP: 0.335, SLG: 0.487										0	0	0	0	0	0	0											
24 Miguel Cabrera, R (1, 3) OBP: 0.399, SLG: 0.562										5	2	2	0	0	3												
30 Magglio Ordonez, R (1, 9) OBP: 0.349, SLG: 0.389										3	2	1	0	1	1												
34 Clete Thomas, L (7, 9) OBP: 0.331, SLG: 0.401										0	0	0	0	0	0	0											
19 Aubrey Huff, L (1, 10) OBP: 0.315, SLG: 0.388										2	1	2	3	2	0	0											
15 Brandon Inge, R (1, 5) OBP: 0.325, SLG: 0.444										4	1	1	2	0	1	4											
12 Gerald Laird, R (1, 2) OBP: 0.305, SLG: 0.334										4	0	1	1	0	1	1											
4 Adam Everett, R (1, 6) OBP: 0.290, SLG: 0.336										3	0	1	0	1	2												
<b>Inning Stats</b>	R: 4 E: 0 K: 1 S: 23	H: 6 LOB: 2 P: 33	R: 0 E: 0 K: 0 S: 9	H: 1 LOB: 1 P: 18	R: 2 E: 0 K: 2 S: 13	H: 2 LOB: 1 P: 23	R: 2 E: 0 K: 0 S: 13	H: 3 LOB: 1 P: 21	R: 0 E: 0 K: 0 S: 4	H: 0 LOB: 0 P: 9	R: 0 E: 0 K: 0 S: 6	H: 1 LOB: 1 P: 11	R: 0 E: 0 K: 0 S: 8	H: 0 LOB: 2 P: 17	R: 0 E: 0 K: 0 S: 6	H: 0 LOB: 0 P: 11	1B: 7 2B: 4 HR: 3	SF: 0 SAC: 0 HBP: 0	WP: 0 PB: 0 SB: 1 CS: 0	PA: 40							
<b>PITCHER</b>	IP: 3.0 WLS: L BF: 19 ERA: 18.0	H: 6 R: 6 ER: 6 SO: 3	BB: 3 IBB: 0 HBP: 0 BLK: 0	WP: 0 HR: 3 S: 45 P: 74	ERA: 18.00 WHIP: 4.000	IP: 4.1 WLS: L BF: 18 ERA: 5.97	H: 4 R: 2 ER: 2 SO: 3	BB: 3 IBB: 0 HBP: 0 BLK: 0	WP: 0 HR: 0 S: 31 P: 58	ERA: 4.50 WHIP: 1.750	IP: 8.1 WLS: L BF: 3 ERA: 4.89	H: 0 R: 0 ER: 0 SO: 0	BB: 0 IBB: 0 HBP: 0 BLK: 0	WP: 0 HR: 6 S: 11 P: 11	ERA: 0.00 WHIP: 0.000	IP: 1.0 WLS: S BF: 4 ERA: 3.22	H: 1 R: 0 ER: 0 SO: 1	BB: 0 IBB: 0 HBP: 0 BLK: 0	WP: 0 HR: 3 S: 12 P: 23	ERA: 3.22 WHIP: 1.000	IP: 1.0 WLS: S BF: 4 ERA: 3.22	H: 1 R: 0 ER: 0 SO: 1	BB: 0 IBB: 0 HBP: 0 BLK: 0	WP: 0 HR: 0 S: 12 P: 23	1B: 7 2B: 4 HR: 3	SF: 0 SAC: 0 HBP: 0	WP: 0 PB: 0 SB: 1 CS: 0

AB	34
R	8
H	13
RBI	8
BB	6
SO	3
LOB	15





Batter	1	2	3	4	5	6	7	8	9	AB	R	H	RBI	BB	SO	LOB	TOP			
24 Grady Sizemore, L (1, 8) OBP: 0.343, SLG: 0.447	G1-3		1B			F8			BB	3	0	1	0	1	0	0	<b>Cleveland Indians @ Detroit Tigers</b> Comerica Park, Detroit, MI Wed Sep 02 2009, 7:05 PM EDT Att: 25,840 - Clear - 73 F			
13 Asdrúbal Cabrera, S (1, 6) OBP: 0.366, SLG: 0.447	G4-3		PO			G4-3			G3-1	4	0	1	0	0	0	1				
17 Shin-Soo Choo, L (1, 9) OBP: 0.397, SLG: 0.475	1B					G6-4-3			1B	4	1	2	0	0	0	1				
2 Jhonny Peralta, R (1, 5) OBP: 0.335, SLG: 0.411	1B					G6-3			G4-6-3	4	0	1	1	0	0	2				
48 Travis Hafner, L (1, 10) OBP: 0.364, SLG: 0.492		G6-3				F7			HR	3	1	1	1	0	0	0				
1 Luis Valbuena, L (1, 4) OBP: 0.296, SLG: 0.414		G4-3				G4-3			G4-3	3	0	0	0	0	0	0				
25 Andy Marte, R (1, 3) OBP: 0.320, SLG: 0.448						F7			K	3	0	0	0	0	1	0				
23 Michael Brantley, L (1, 7) OBP: 0.429, SLG: 0.429			L1			L9			1B	3	0	1	0	0	0	0				
16 Wyatt Teregas, R (1, 2) OBP: 0.250, SLG: 0.200						F8			K	2	0	0	0	0	1	0				
7 Matt LaPorta, R (8, PH) OBP: 0.316, SLG: 0.467									K	1	0	0	0	0	1	1				
10 Kelly Shoppach, R (8, 2) OBP: 0.336, SLG: 0.386									K	0	0	0	0	0	0	0				
<b>Inning Stats</b>	R: 1 H: 2 E: 0 K: 0 S: 8	H: 2 BB: 1 P: 11	R: 0 H: 0 E: 0 K: 0 S: 8	H: 0 BB: 0 P: 11	R: 0 H: 1 E: 0 K: 0 S: 9	H: 1 BB: 0 P: 15	R: 0 H: 1 E: 0 K: 0 S: 5	H: 1 BB: 0 P: 11	R: 0 H: 0 E: 0 K: 1 S: 11	H: 0 BB: 0 P: 15	R: 0 H: 0 E: 0 K: 0 S: 3	H: 0 BB: 0 P: 6	R: 1 H: 2 E: 0 K: 2 S: 13	H: 2 BB: 1 P: 15	R: 0 H: 1 E: 0 K: 0 S: 7	H: 1 BB: 1 P: 13	1B: 6 2B: 0 3B: 0 HR: 1	SF: 0 SAC: 0 DP: 2 HBP: 0	WP: 1 PB: 0 SB: 0 CS: 0	PA: 32
<b>PITCHER</b>	IP WLS BF H R ER SO BB IBB HBP BLK WP HR S P ERA WHIP																			
48 Rick Porcello, R (1, 1) ERA: 4.18	7.0 W 23 5 2 2 1 0 0 0 0 0 1 1 52 80 2.57 0.714																			
44 Bobby Seay, L (8, 1) ERA: 3.3	0.2 H 3 1 0 0 1 0 0 0 0 0 0 0 7 7 0.00 1.500																			
37 Brandon Lyon, R (8, 1) ERA: 3.0	0.1 H 1 0 0 0 1 0 0 0 0 0 0 0 4 6 0.00 0.000																			
56 Fernando Rodney, R (9, 1) ERA: 3.17	1.0 S 4 1 0 0 0 1 0 0 0 0 0 0 7 13 0.00 2.000																			

Batter	1	2	3	4	5	6	7	8	9	AB	R	H	RBI	BB	SO	LOB	BOTTOM			
25 Ryan Raburn, R (1, 8) OBP: 0.332, SLG: 0.480	K		1B			G6-4-3			G5-3	5	0	1	0	0	1	2	<b>Cleveland Indians @ Detroit Tigers</b> Comerica Park, Detroit, MI Wed Sep 02 2009, 7:05 PM EDT Att: 25,840 - Clear - 73 F			
14 Placido Polanco, R (1, 4) OBP: 0.319, SLG: 0.396	1B		L5			E5			2B	4	2	2	0	0	0	1				
30 Magglio Ordonez, R (1, 9) OBP: 0.353, SLG: 0.393	1B					F7			1B	4	0	3	1	0	0	1				
34 Clete Thomas, L (7, PR) OBP: 0.331, SLG: 0.401	1B								1B	0	0	0	0	0	0	0				
24 Miguel Cabrera, R (1, 3) OBP: 0.401, SLG: 0.563	SF9					BB			1B	1	1	1	1	2	0	0				
33 Marcus Thames, R (1, 10) OBP: 0.309, SLG: 0.468	F9					BB			1B	3	1	1	0	0	1	4				
19 Aubrey Huff, L (7, PH) OBP: 0.314, SLG: 0.388						K			K	1	0	0	0	0	1	2				
15 Brandon Inge, R (1, 5) OBP: 0.322, SLG: 0.440	F8					E5			F9	4	0	0	0	0	0	3				
60 Wilkin Ramirez, R (1, 7) OBP: 0.331, SLG: 0.714						SF8			F7	1	0	1	1	1	0	0				
28 Curtis Granderson, L (7, 8) OBP: 0.337, SLG: 0.465	BB					G1-4-3			G5-3	1	0	0	0	0	0	0				
12 Gerald Laird, R (1, 2) OBP: 0.301, SLG: 0.330	G6-4-3					G1-4-3			E6	4	0	0	0	0	0	3				
4 Adam Everett, R (1, 6) OBP: 0.289, SLG: 0.332						K			L5	3	0	0	0	1	1	2				
<b>Inning Stats</b>	R: 1 H: 2 E: 1 K: 1 S: 12	H: 2 BB: 0 P: 16	R: 0 H: 0 E: 0 K: 0 S: 4	H: 0 BB: 1 P: 10	R: 0 H: 1 E: 0 K: 1 S: 9	H: 1 BB: 0 P: 12	R: 2 H: 1 E: 1 K: 0 S: 12	H: 1 BB: 0 P: 20	R: 0 H: 1 E: 0 K: 0 S: 13	H: 1 BB: 2 P: 26	R: 0 H: 1 E: 0 K: 0 S: 5	H: 1 BB: 0 P: 9	R: 1 H: 3 E: 0 K: 1 S: 11	H: 3 BB: 0 P: 19	R: 0 H: 0 E: 1 K: 0 S: 9	H: 0 BB: 0 P: 13	1B: 8 2B: 1 3B: 0 HR: 0	SF: 2 SAC: 0 DP: 3 HBP: 0	WP: 0 PB: 0 SB: 0 CS: 0	PA: 37
<b>PITCHER</b>	IP WLS BF H R ER SO BB IBB HBP BLK WP HR S P ERA WHIP																			
32 Aaron Laffey, L (1, 1) ERA: 3.36	6.1 L 29 7 4 2 3 4 0 0 0 0 0 0 8 99 2.84 1.737																			
54 Chris Perez, R (7, 1) ERA: 3.48	0.2 4 2 0 0 1 0 0 0 0 0 0 0 8 13 0.00 3.000																			
53 Rafael Perez, L (8, 1) ERA: 6.98	1.0 4 0 0 0 0 0 0 0 0 0 0 0 9 13 0.00 0.000																			







Batter	1	2	3	4	5	6	7	8	9	AB	R	H	RBI	BB	SO	LOB	TOP										
2 Denard Span, L OBP: 0.394, SLG: 0.411	F7			F8		L6		G1-4-3		4	0	0	0	0	0	0	<b>Minnesota Twins @ Cleveland Indians</b> Progressive Field, Cleveland, OH Fri Sep 04 2009, 7:05 PM EDT Att: 24,402 - Clear - 69 F										
16 Orlando Cabrera, R OBP: 0.311, SLG: 0.365	F9			1B		7 1B 33 SF7		K		4	1	2	0	0	1	0											
7 Joe Mauer, L OBP: 0.433, SLG: 0.608	G3			F7		33 SF7		K		4	0	1	0	0	1	1											
33 Justin Morneau, L OBP: 0.373, SLG: 0.533		K		G3		SF7			P5	3	0	0	1	0	1	1											
16 Jason Kubel, L OBP: 0.276, SLG: 0.536	G4-3					23 1B			F7	3	1	1	0	0	0	0											
5 Michael Cuddyer, R OBP: 0.338, SLG: 0.508	F9					G1-3			G2-3	4	0	0	0	0	0	3											
23 Brendan Harris, R OBP: 0.313, SLG: 0.372				F7		12 G5-3 22 1B				3	0	1	1	0	1	0											
22 Carlos Gómez, R OBP: 0.292, SLG: 0.351				P4		2H			B1-3	3	0	1	0	0	0	0											
12 Alexi Casilla, S OBP: 0.276, SLG: 0.249	G4-3			G4-3		G5-3			P3	3	0	0	0	0	0	2											
<b>Inning Stats</b>	R: 0 E: 0 K: 0 S: 6	H: 0 LOB: 0 BB: 0 P: 10	R: 0 E: 0 K: 1 S: 10	H: 0 LOB: 0 BB: 0 P: 17	R: 0 E: 0 K: 0 S: 6	H: 0 LOB: 0 BB: 0 P: 10	R: 0 E: 0 K: 0 S: 9	H: 1 LOB: 1 BB: 0 P: 16	R: 1 E: 0 K: 0 S: 13	H: 3 LOB: 1 BB: 0 P: 13	R: 1 E: 0 K: 0 S: 13	H: 2 LOB: 2 BB: 0 P: 25	R: 0 E: 0 K: 1 S: 9	H: 0 LOB: 0 BB: 0 P: 11	R: 0 E: 0 K: 2 S: 10	H: 0 LOB: 0 BB: 0 P: 15	R: 0 E: 0 K: 0 S: 6	H: 0 LOB: 0 BB: 0 P: 10	1B: 5 2B: 1 3B: 0 HR: 0	SF: 1 SAC: 0 DP: 1 HBP: 1	WP: 0 PB: 0 SB: 0 CS: 0	PA: 33					
<b>PITCHER</b>	IP	WLS	BF	H	R	ER	SO	BB	IBB	HBP	BLK	WP	HR	S	P	ERA	WHIP										
45 Jeremy Sowers, L ERA: 4.78	6.0	W	24	6	2	2	1	0	0	0	0	0	0	53	91	3.00	1.000										
47 Jose Veras, R ERA: 6.35	1.0	H	3	0	0	0	1	0	0	0	0	0	0	9	11	0.00	0.000										
49 Tony Sipp, L ERA: 3.3	1.0	H	3	0	0	0	2	0	0	0	0	0	0	10	15	0.00	0.000										
34 Kerry Wood, R ERA: 4.31	1.0	S	3	0	0	0	0	0	0	0	0	0	0	6	10	0.00	0.000										

Batter	1	2	3	4	5	6	7	8	9	AB	R	H	RBI	BB	SO	LOB	BOTTOM										
23 Michael Brantley, L OBP: 0.438, SLG: 0.400	L7			F7		2H		G6-3		5	1	2	1	0	0	1	<b>Minnesota Twins @ Cleveland Indians</b> Progressive Field, Cleveland, OH Fri Sep 04 2009, 7:05 PM EDT Att: 24,402 - Clear - 69 F										
11 Jamey Carroll, R OBP: 0.373, SLG: 0.369						G3-1		G3		5	0	3	0	0	0	1											
4 Trevor Crowe, S OBP: 0.271, SLG: 0.283	2B									0	0	0	0	0	0	0											
13 Asdrúbal Cabrera, S OBP: 0.361, SLG: 0.440	L7			FC3-6		K		E3		4	2	0	0	0	1	3											
2 Jhonny Peralta, R OBP: 0.336, SLG: 0.411	F9			2B		K		2 1B		4	1	2	2	0	1	2											
48 Travis Hafner, L OBP: 0.359, SLG: 0.492				2H				F8		2	0	1	1	2	0	1											
7 Matt LaPorta, R OBP: 0.311, SLG: 0.443	F9			G4-3		G5-3		1 G3		3	0	0	0	1	0	4											
1 Luis Valbuena, L OBP: 0.295, SLG: 0.412	P4					E5		G3		4	1	1	0	0	0	3											
25 Andy Marte, R OBP: 0.295, SLG: 0.411	G5-3					G6-3		G5-3		4	0	0	0	0	1	5											
10 Kelly Shoppach, R OBP: 0.337, SLG: 0.387				K		K		L4		4	0	0	0	0	3	2											
<b>Inning Stats</b>	R: 0 E: 0 K: 0 S: 8	H: 1 LOB: 1 BB: 0 P: 10	R: 0 E: 0 K: 0 S: 11	H: 0 LOB: 1 BB: 1 P: 16	R: 3 E: 1 K: 1 S: 16	H: 4 LOB: 1 BB: 0 P: 21	R: 0 E: 0 K: 2 S: 9	H: 1 LOB: 0 BB: 0 P: 11	R: 0 E: 1 K: 1 S: 12	H: 1 LOB: 2 BB: 1 P: 22	R: 1 E: 1 K: 1 S: 14	H: 1 LOB: 1 BB: 0 P: 21	R: 1 E: 1 K: 0 S: 17	H: 1 LOB: 2 BB: 1 P: 26	R: 0 E: 0 K: 0 S: 6	H: 0 LOB: 0 BB: 0 P: 9	R: 0 E: 0 K: 0 S: 6	H: 0 LOB: 0 BB: 0 P: 10	1B: 7 2B: 2 3B: 0 HR: 0	SF: 0 SAC: 0 DP: 0 HBP: 0	WP: 0 PB: 0 SB: 1 CS: 0	PA: 38					
<b>PITCHER</b>	IP	WLS	BF	H	R	ER	SO	BB	IBB	HBP	BLK	WP	HR	S	P	ERA	WHIP										
48 Carl Pavano, R ERA: 5.09	6.0	L	29	8	4	3	0	1	0	0	0	0	0	70	101	4.50	1.500										
37 Ron Mahay, L ERA: 4.68	0.1		3	1	1	0	0	0	0	0	0	0	0	6	8	0.00	3.000										
28 Jesse Crain, R ERA: 5.87	0.2		3	0	0	0	0	1	0	0	0	0	0	11	18	0.00	1.500										
44 Bob Keppel, R ERA: 5.18	1.0		3	0	0	0	0	0	0	0	0	0	0	6	9	0.00	0.000										



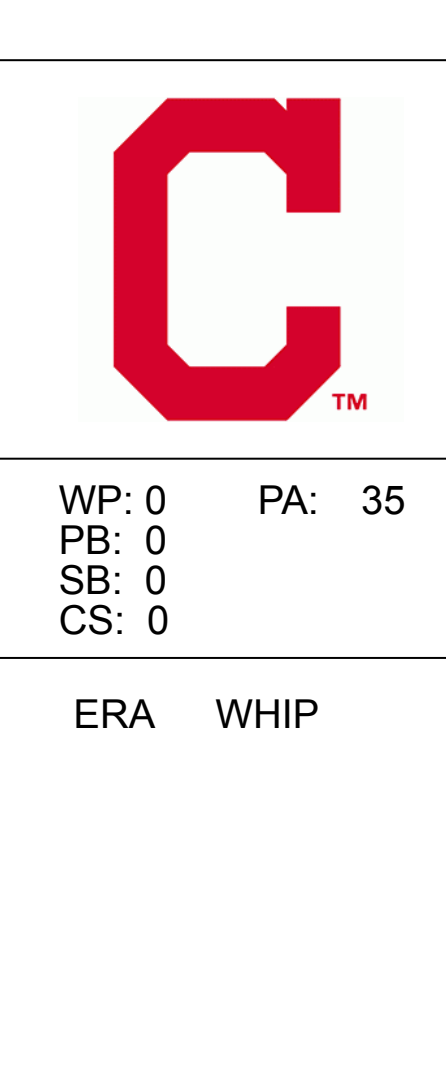


Batter	1	2	3	4	5	6	7	8	9	AB	R	H	RBI	BB	SO	LOB	TOP										
2 Denard Span, L OBP: 0.396, SLG: 0.411			SH2-3	F9			HBP		1B	2	0	1	0	1	0	1	<b>Minnesota Twins @ Cleveland Indians</b> Progressive Field, Cleveland, OH Sat Sep 05 2009, 4:10 PM EDT Att: 19,455 - Sunny - 71 F										
18 Orlando Cabrera, R OBP: 0.310, SLG: 0.364	K		K		P6		BB		SF8	3	0	0	1	1	2	2											
7 Joe Mauer, L OBP: 0.335, SLG: 0.607					G3				FC6-4	4	0	2	0	1	0	1											
33 Justin Morneau, L OBP: 0.370, SLG: 0.528	G4-6-3		P6		F9				K	5	0	0	0	0	1	8											
16 Jason Kubel, L OBP: 0.381, SLG: 0.541										2	1	2	0	2	0	0											
22 Carlos Gómez, R OBP: 0.292, SLG: 0.351										0	1	0	0	0	0	0											
5 Michael Cuddyer, R OBP: 0.336, SLG: 0.504	G6-3				P4				G4-3	4	0	0	0	0	0	4											
23 Brendan Harris, R OBP: 0.312, SLG: 0.370					G4-3				SF8	2	0	0	1	1	0	2											
26 Jose Morales, S OBP: 0.405, SLG: 0.411	G6-3								K	4	1	1	0	0	1	3											
8 Nick Punto, S OBP: 0.320, SLG: 0.273					E7					3	1	2	1	1	1	0											
<b>Inning Stats</b>	R: 0 H: 1 E: 0 K: 1 S: 12	H: 1 LOB: 1 BB: 1 P: 18	R: 0 H: 1 E: 0 K: 0 S: 11	H: 1 LOB: 1 BB: 1 P: 19	R: 0 H: 1 E: 0 K: 1 S: 14	H: 1 LOB: 2 BB: 1 P: 20	R: 2 H: 2 E: 1 K: 0 S: 10	H: 2 LOB: 1 BB: 1 P: 18	R: 0 H: 0 E: 0 K: 0 S: 9	H: 0 LOB: 0 BB: 1 P: 15	R: 0 H: 0 E: 0 K: 0 S: 10	H: 0 LOB: 0 BB: 1 P: 17	R: 0 H: 0 E: 0 K: 1 S: 17	H: 0 LOB: 3 BB: 2 P: 30	R: 1 H: 1 E: 0 K: 1 S: 11	H: 1 LOB: 1 BB: 0 P: 17	R: 1 H: 2 E: 0 K: 1 S: 13	H: 2 LOB: 1 BB: 0 P: 22	1B: 6 2B: 2 3B: 0 HR: 0	SF: 2 SAC: 1 DP: 3 HBP: 1	WP: 0 PB: 0 SB: 1 CS: 0	PA: 40					
<b>PITCHER</b>	IP	WLS	BF	H	R	ER	SO	BB	IBB	HBP	BLK	WP	HR	S	P	ERA	WHIP										
63 Justin Masterson, R ERA: 4.4	6.0	L	25	5	2	1	2	5	0	0	0	0	0	66	107	1.50	1.667										
54 Chris Perez, R ERA: 3.28	0.2		4	0	0	0	1	1	0	1	0	0	0	12	21	0.00	1.500										
53 Rafael Perez, L ERA: 7.32	0.1		3	1	1	1	0	1	0	0	1	0	0	9	16	27.00	6.000										
40 Jess Todd, R ERA: 9.75	1.1		6	2	1	1	1	0	0	0	0	0	0	13	21	6.75	1.500										
20 Mike Gosling, L ERA: 9.39	0.2		2	0	0	0	1	0	0	0	0	0	0	7	11	0.00	0.000										


Batter	1	2	3	4	5	6	7	8	9	AB	R	H	RBI	BB	SO	LOB	BOTTOM										
23 Michael Brantley, L OBP: 0.400, SLG: 0.368	F7				FC1-6					4	0	1	0	0	1	2	<b>Minnesota Twins @ Cleveland Indians</b> Progressive Field, Cleveland, OH Sat Sep 05 2009, 4:10 PM EDT Att: 19,455 - Sunny - 71 F										
11 Jamey Carroll, R OBP: 0.368, SLG: 0.363	G1-3		F8		L7					4	0	0	0	0	1	3											
13 Asdrúbal Cabrera, S OBP: 0.362, SLG: 0.436										2	0	0	0	2	1	0											
2 Jhonny Peralta, R OBP: 0.335, SLG: 0.412	G5-3		G5-3							4	0	1	0	0	0	3											
48 Travis Hafner, L OBP: 0.358, SLG: 0.487	G4-3				K					3	0	0	0	1	1	0											
7 Matt LaPorta, R OBP: 0.300, SLG: 0.426	K		K2-3							4	0	0	0	0	3	2											
1 Luis Valbuena, L OBP: 0.292, SLG: 0.406	G3		P6							4	0	0	0	0	0	2											
25 Andy Marte, R OBP: 0.294, SLG: 0.434					G4-3					4	1	1	1	0	1	0											
16 Wyatt Toregas, R OBP: 0.279, SLG: 0.216	P2									2	0	1	0	1	0	0											
<b>Inning Stats</b>	R: 0 H: 0 E: 0 K: 0 S: 10	H: 0 LOB: 0 BB: 0 P: 15	R: 0 H: 0 E: 0 K: 1 S: 7	H: 0 LOB: 0 BB: 0 P: 11	R: 1 H: 2 E: 0 K: 0 S: 15	H: 2 LOB: 1 BB: 1 P: 25	R: 0 H: 0 E: 0 K: 2 S: 11	H: 0 LOB: 0 BB: 0 P: 17	R: 0 H: 0 E: 0 K: 0 S: 9	H: 0 LOB: 2 BB: 1 P: 16	R: 0 H: 1 E: 0 K: 1 S: 10	H: 1 LOB: 2 BB: 1 P: 16	R: 0 H: 1 E: 0 K: 2 S: 11	H: 1 LOB: 0 BB: 0 P: 16	R: 0 H: 0 E: 0 K: 0 S: 7	H: 0 LOB: 0 BB: 0 P: 9	R: 0 H: 0 E: 0 K: 2 S: 9	H: 0 LOB: 0 BB: 0 P: 13	1B: 2 2B: 1 3B: 0 HR: 1	SF: 0 SAC: 0 DP: 0 HBP: 0	WP: 0 PB: 0 SB: 0 CS: 0	PA: 35					
<b>PITCHER</b>	IP	WLS	BF	H	R	ER	SO	BB	IBB	HBP	BLK	WP	HR	S	P	ERA	WHIP										
30 Scott Baker, R ERA: 4.34	6.0	W	25	3	1	1	4	4	0	0	0	0	0	11	16	0.00	1.000										
60 Jon Rauch, R ERA: 3.95	1.0	H	4	1	0	0	2	0	0	0	0	0	0	7	9	0.00	0.000										
54 Matt Guerrier, R ERA: 2.34	1.0	H	3	0	0	0	0	0	0	0	0	0	0	9	13	0.00	0.000										
36 Joe Nathan, R ERA: 2.32	1.0	S	3	0	0	0	2	0	0	0	0	0	0	9	13	0.00	0.000										

AB	29
R	4
H	8
RBI	3
BB	7
SO	5
LOB	21

AB	31
R	1
H	4
RBI	1
BB	4
SO	8
LOB	12





Batter	1	2	3	4	5	6	7	8	9	AB	R	H	RBI	BB	SO	LOB	TOP										
<b>2 Denard Span, L</b> (1, 9) OBP: 0.395, SLG: 0.410	G6-3		L6-4					G4-3		4	0	1	1	0	0	1	<b>Minnesota Twins @ Cleveland Indians</b> Progressive Field, Cleveland, OH Sun Sep 06 2009, 1:05 PM EDT Att: 17,911 - Partly Cloudy - 73 F										
<b>16 Orlando Cabrera, R</b> (1, 6) OBP: 0.398, SLG: 0.361	P3			G4-3	P6			K2-3		4	0	0	0	0	1												
<b>7 Joe Mauer, L</b> (1, 2) OBP: 0.434, SLG: 0.604	K			L4		G3			1B	4	0	1	0	0	1												
<b>33 Justin Morneau, L</b> (1, 10) OBP: 0.369, SLG: 0.525		G4-3			16 BB	F9		K2-3		3	0	0	0	1	1												
<b>16 Jason Kubel, L</b> (1, 7) OBP: 0.380, SLG: 0.537	F7					G6-3			L9	3	0	0	0	1	0												
<b>5 Michael Cuddyer, R</b> (1, 3) OBP: 0.335, SLG: 0.501							G6-3		K	3	0	0	0	1	2												
<b>23 Brendan Harris, R</b> (1, 5) OBP: 0.309, SLG: 0.366			G4-3						K	4	0	0	0	0	1												
<b>22 Carlos Gómez, R</b> (1, 8) OBP: 0.293, SLG: 0.348						K2-3				2	0	0	0	1	1												
<b>8 Nick Punto, S</b> (1, 4) OBP: 0.321, SLG: 0.279										2	1	1	0	0	0	1											
<b>Inning Stats</b>	R: 0 E: 0 K: 1 S: 7	H: 0 LOB: 0 BB: 0 P: 11	R: 0 E: 0 K: 0 S: 12	H: 0 LOB: 1 BB: 1 P: 25	R: 0 E: 0 K: 0 S: 4	H: 0 LOB: 0 BB: 1 P: 8	R: 0 E: 0 K: 0 S: 9	H: 0 LOB: 2 BB: 2 P: 22	R: 1 E: 0 K: 1 S: 11	H: 2 LOB: 1 BB: 0 P: 16	R: 0 E: 0 K: 0 S: 5	H: 0 LOB: 0 BB: 0 P: 11	R: 0 E: 1 K: 0 S: 9	H: 0 LOB: 1 BB: 0 P: 14	R: 0 E: 0 K: 2 S: 11	H: 1 LOB: 1 BB: 0 P: 15	R: 0 E: 0 K: 2 S: 9	H: 0 LOB: 0 BB: 0 P: 14	1B: 2 2B: 2 HR: 0	SF: 0 SAC: 1 HBP: 0	WP: 0 PB: 0 SB: 0 CS: 0	PA: 34					
<b>PITCHER</b>	IP	WLS	BF	H	R	ER	SO	BB	IBB	HBP	BLK	WP	HR	S	P	ERA	WHIP										
<b>28 David Huff, L</b> (1, 1) ERA: 6.23	7.0	W	27	2	1	1	2	4	0	0	0	0	0	57	107	1.29	0.857										
<b>49 Tony Sipp, L</b> (8, 1) ERA: 3.19	1.0	H	4	1	0	0	2	0	0	0	0	0	0	11	15	0.00	1.000										
<b>34 Kerry Wood, R</b> (9, 1) ERA: 4.22	1.0	S	3	0	0	0	2	0	0	0	0	0	0	9	14	0.00	0.000										

Batter	1	2	3	4	5	6	7	8	9	AB	R	H	RBI	BB	SO	LOB	BOTTOM										
<b>23 Michael Brantley, L</b> (1, 8) OBP: 0.417, SLG: 0.591	G4-3		FC6							4	2	2	1	0	0	1	<b>Minnesota Twins @ Cleveland Indians</b> Progressive Field, Cleveland, OH Sun Sep 06 2009, 1:05 PM EDT Att: 17,911 - Partly Cloudy - 73 F										
<b>13 Adrián Cabrera, S</b> (1, 6) OBP: 0.364, SLG: 0.442	G4-3					SH5-3				3	0	2	1	0	0	0											
<b>17 Shin-Soo Choo, L</b> (1, 9) OBP: 0.393, SLG: 0.472	F7									4	0	0	0	0	1	3											
<b>2 Jhonny Peralta, R</b> (1, 5) OBP: 0.335, SLG: 0.411		G5-3								4	0	1	1	0	2	1											
<b>48 Travis Hafner, L</b> (1, 10) OBP: 0.356, SLG: 0.483		G6-3								4	0	1	0	0	0	1											
<b>7 Matt LaPorta, R</b> (1, 7) OBP: 0.289, SLG: 0.410										4	0	0	0	0	0	2											
<b>1 Luis Valbuena, L</b> (1, 4) OBP: 0.295, SLG: 0.409										3	1	2	0	0	1	0											
<b>25 Andy Marte, R</b> (1, 3) OBP: 0.288, SLG: 0.426										2	0	0	0	0	0	1											
<b>8 Chris Gimenez, R</b> (1, 2) OBP: 0.256, SLG: 0.265										1	0	0	0	1	0	1											
<b>11 Jamey Carroll, R</b> (7, PH) ERA: 2.24										1	0	0	0	0	0	1											
<b>16 Wyatt Teregas, R</b> (8, 2) OBP: 0.279, SLG: 0.216										0	0	0	0	0	0	0											
<b>Inning Stats</b>	R: 0 E: 0 K: 0 S: 10	H: 0 LOB: 0 BB: 0 P: 13	R: 0 E: 0 K: 0 S: 13	H: 0 LOB: 0 BB: 0 P: 20	R: 0 E: 0 K: 1 S: 11	H: 0 LOB: 1 BB: 1 P: 19	R: 0 E: 0 K: 1 S: 8	H: 1 LOB: 1 BB: 0 P: 10	R: 0 E: 0 K: 0 S: 8	H: 1 LOB: 1 BB: 0 P: 10	R: 1 E: 0 K: 1 S: 13	H: 3 LOB: 2 BB: 0 P: 17	R: 2 E: 0 K: 0 S: 8	H: 3 LOB: 1 BB: 0 P: 12	R: 0 E: 0 K: 1 S: 11	H: 0 LOB: 0 BB: 0 P: 16	1B: 7 2B: 1 3B: 0 HR: 0	SF: 0 SAC: 2 DP: 0 HBP: 0	WP: 0 PB: 0 SB: 0 CS: 0	PA: 33							
<b>PITCHER</b>	IP	WLS	BF	H	R	ER	SO	BB	IBB	HBP	BLK	WP	HR	S	P	ERA	WHIP										
<b>53 Nick Blackburn, R</b> (1, 1) ERA: 4.16	6.2	L	28	7	3	3	3	1	0	0	0	0	0	68	95	4.05	1.200										
<b>50 Jose Mijares, L</b> (7, 1) ERA: 2.24	1.0		4	1	0	0	1	0	0	0	0	0	0	13	20	0.00	1.000										
<b>28 Jesse Crain, R</b> (8, 1) ERA: 5.82	0.1		1	0	0	0	0	0	0	0	0	0	0	1	2	0.00	0.000										





Batter	1	2	3	4	5	6	7	8	9	AB	R	H	RBI	BB	SO	LOB	TOP										
20 Julio Borbon, L (1,7) OBP: 0.390, SLG: 0.486	G6-3		HR				B1		HR	4	3	2	2	1	0	0	<b>Texas Rangers @ Cleveland Indians</b> Progressive Field, Cleveland, OH Tue Sep 08 2009, 5:05 PM EDT Partly Cloudy - 70 F										
1 Elvis Andrus, R (1,6) OBP: 0.339, SLG: 0.395	G1-3								G3-1	4	1	1	1	1	1	0											
5 Ian Kinsler, R (1,4) OBP: 0.328, SLG: 0.504										4	2	2	0	1	1	1											
22 Marlon Byrd, R (1,8) OBP: 0.325, SLG: 0.480	CS									4	2	4	3	1	0	0											
17 Nelson Cruz, R (1,9) OBP: 0.347, SLG: 0.558										4	1	1	0	1	3	3											
7 David Murphy, L (1,10) OBP: 0.341, SLG: 0.451										4	2	1	2	1	1	4											
7 Ivan Rodriguez, R (1,2) OBP: 0.287, SLG: 0.395										5	0	2	3	0	0	0											
19 Chris Davis, L (1,3) OBP: 0.258, SLG: 0.409										5	0	0	0	0	1	3											
13 Omar Vizquel, S (1,5) OBP: 0.335, SLG: 0.368										4	0	0	0	0	1	0											
<b>Inning Stats</b>	R: 0 E: 0 K: 0 S: 7	H: 1 LOB: 0 BB: 0 P: 10	R: 1 E: 0 K: 1 S: 10	H: 2 LOB: 0 BB: 0 P: 13	R: 1 E: 0 K: 2 S: 11	H: 1 LOB: 0 BB: 0 P: 18	R: 2 E: 0 K: 1 S: 13	H: 3 LOB: 1 BB: 0 P: 18	R: 1 E: 0 K: 0 S: 13	H: 1 LOB: 3 BB: 3 P: 32	R: 0 E: 0 K: 1 S: 9	H: 0 LOB: 0 BB: 0 P: 9	R: 3 E: 0 K: 2 S: 13	H: 1 LOB: 0 BB: 2 P: 26	R: 0 E: 0 K: 0 S: 8	H: 0 LOB: 0 BB: 0 P: 10		R: 3 E: 0 K: 1 S: 14	H: 4 LOB: 2 BB: 1 P: 27	1B: 4 2B: 5 3B: 0 HR: 4	SF: 0 SAC: 0 DP: 0 HBP: 0	WP: 1 PB: 0 SB: 3 CS: 2	PA: 45				
<b>PITCHER</b>	IP	WLS	BF	H	R	ER	SO	BB	IBB	HBP	BLK	WP	HR	S	P	ERA	WHIP	<b>PITCHER</b>									
59 Carlos Carrasco, R (1,1) ERA: 12.38	5.0		24	8	5	5	4	2	1	0	0	0	2	54	91	9.00	2.000										
50 Jensen Lewis, R (6,1) ERA: 4.94	1.1	L	5	0	1	1	1	1	0	0	0	0	0	10	14	6.75	0.750										
54 Chris Perez, R (7,1) ERA: 3.61	0.2		4	1	2	2	2	1	0	0	0	1	1	12	21	27.00	3.000										
40 Jess Todd, R (8,1) ERA: 10.54	1.2		10	4	3	3	1	0	1	0	0	0	1	21	36	16.20	2.400										
20 Mike Gosling, L (9,1) ERA: 6.23	0.1		1	0	0	0	0	0	0	0	0	0	0	1	1	0.00	0.000										
<b>Batter</b>	<b>1</b>	<b>2</b>	<b>3</b>	<b>4</b>	<b>5</b>	<b>6</b>	<b>7</b>	<b>8</b>	<b>9</b>	<b>AB</b>	<b>R</b>	<b>H</b>	<b>RBI</b>	<b>BB</b>	<b>SO</b>	<b>LOB</b>	<b>BOTTOM</b>										
23 Michael Brantley, L (1,8) OBP: 0.414, SLG: 0.429	P6		1B							5	1	2	2	0	0	3	<b>Texas Rangers @ Cleveland Indians</b> Progressive Field, Cleveland, OH Tue Sep 08 2009, 5:05 PM EDT Partly Cloudy - 70 F										
13 Adrián Cabrera, S (1,6) OBP: 0.364, SLG: 0.444	G4-3		G4-3							5	0	2	2	0	0	3											
17 Shin-Soo Choo, L (1,9) OBP: 0.393, SLG: 0.471										5	0	2	1	0	2	1											
2 Johnny Peralta, R (1,5) OBP: 0.333, SLG: 0.411	F7									5	1	1	0	0	1	4											
48 Travis Hafner, L (1,10) OBP: 0.363, SLG: 0.498										4	2	3	1	1	0	0											
1 Luis Valbuena, L (1,4) OBP: 0.294, SLG: 0.407										4	1	1	1	0	0	2											
7 Matt LaPorta, R (1,7) OBP: 0.294, SLG: 0.445										5	2	2	2	0	1	2											
25 Andy Marte, R (1,3) OBP: 0.293, SLG: 0.425										5	1	2	0	0	0	2											
30 Lou Marson, R (1,2) OBP: 0.360, SLG: 0.333										4	1	1	0	1	1	1											
<b>Inning Stats</b>	R: 0 E: 0 K: 0 S: 8	H: 1 LOB: 1 BB: 0 P: 10	R: 0 E: 0 K: 0 S: 5	H: 0 LOB: 0 BB: 0 P: 9	R: 0 E: 0 K: 0 S: 9	H: 1 LOB: 1 BB: 0 P: 13	R: 1 E: 0 K: 2 S: 16	H: 2 LOB: 1 BB: 0 P: 19	R: 2 E: 0 K: 0 S: 8	H: 3 LOB: 1 BB: 0 P: 10	R: 2 E: 0 K: 0 S: 12	H: 2 LOB: 2 BB: 2 P: 25	R: 1 E: 0 K: 1 S: 11	H: 2 LOB: 1 BB: 0 P: 12	R: 1 E: 0 K: 2 S: 12	H: 3 LOB: 0 BB: 0 P: 21		R: 2 E: 1 K: 0 S: 14	H: 2 LOB: 0 BB: 0 P: 17	1B: 9 2B: 5 3B: 0 HR: 2	SF: 1 SAC: 0 DP: 0 HBP: 0	WP: 0 PB: 0 SB: 1 CS: 0	PA: 45				
<b>PITCHER</b>	IP	WLS	BF	H	R	ER	SO	BB	IBB	HBP	BLK	WP	HR	S	P	ERA	WHIP	<b>PITCHER</b>									
35 Tommy Hunter, R (1,1) ERA: 3.47	5.1		25	8	5	5	2	1	0	0	0	0	0	49	69	8.44	1.688										
30 Neftalí Feliz, R (6,1) ERA: 0.75	1.2	W	9	3	1	1	1	1	0	0	0	0	1	20	29	5.40	2.400										
36 C.J. Wilson, L (8,1) ERA: 3.29	1.0	H	6	3	1	1	2	0	0	0	0	0	0	12	21	9.00	3.000										
50 Frank Francisco, R (9,1) ERA: 3.67	1.0		5	2	2	2	0	0	0	0	0	0	1	14	17	18.00	2.000										



Batter	1	2	3	4	5	6	7	8	9	AB	R	H	RBI	BB	SO	LOB	TOP					
5 Ian Kinsler, R OBP: 0.331, SLG: 0.507	G6-3	E7			P3					5	1	3	1	0	0	2						
1 Elvis Andrus, R OBP: 0.337, SLG: 0.395		G4-3			G5-3		G6-3	F7		5	0	1	1	0	0	3						
22 Marlon Byrd, R OBP: 0.328, SLG: 0.481		G4-3						K		5	0	3	0	0	1	2						
25 Andrew Jones, R OBP: 0.327, SLG: 0.477	L6-5				G5-3		F8		F7	5	0	1	1	0	0	3						
17 Nelson Cruz, R OBP: 0.348, SLG: 0.558					G6-4-3		F9		K	5	2	2	0	0	1	3						
7 David Murphy, L OBP: 0.342, SLG: 0.453		K					P5		E3	5	2	2	1	0	1	1						
2 Taylor Teagarden, R OBP: 0.272, SLG: 0.371							G5-3			4	2	2	0	1	1	1						
19 Chris Davis, L OBP: 0.263, SLG: 0.423					SF7		G1-3			4	2	3	4	0	0	0						
6 Esteban German, R OBP: 0.261, SLG: 0.150					G3-1				K	5	1	1	2	0	2	3						
<b>Inning Stats</b>	R: 0 E: 0 K: 0 S: 8	H: 2 LOB: 1 BB: 0 P: 11	R: 4 E: 1 K: 1 S: 14	H: 4 LOB: 1 BB: 1 P: 22	R: 2 E: 0 K: 0 S: 14	H: 3 LOB: 1 BB: 0 P: 17	R: 1 E: 0 K: 0 S: 11	H: 3 LOB: 1 BB: 0 P: 17	R: 0 E: 0 K: 2 S: 14	H: 2 LOB: 2 BB: 0 P: 19	R: 0 E: 0 K: 0 S: 5	H: 1 LOB: 1 BB: 0 P: 6	R: 0 E: 0 K: 0 S: 7	H: 0 LOB: 0 BB: 0 P: 8	R: 0 E: 0 K: 1 S: 9	H: 1 LOB: 1 BB: 0 P: 14	R: 3 E: 1 K: 2 S: 17	H: 2 LOB: 0 BB: 0 P: 27	1B: 12 2B: 6 3B: 0 HR: 1	SF: 1 SAC: 0 DP: 2 HBP: 0	WP: 0 PB: 0 SB: 0 CS: 0	PA: 45
<b>PITCHER</b>	IP	WLS	BF	H	R	ER	SO	BB	IBB	HBP	BLK	WP	HR	S	P	ERA	WHIP					
32 Aaron Laffey, L ERA: 3.79	3.1	L	22	12	7	6	1	1	0	0	0	0	0	44	61	16.20	3.900					
16 Tomo Ohka, R ERA: 5.52	4.2		17	4	0	0	3	0	0	0	0	0	0	38	53	0.00	0.857					
47 Jose Veras, R ERA: 6.2	1.0		6	2	3	0	2	0	0	0	0	0	1	17	27	0.00	2.000					

Texas Rangers @ Cleveland Indians  
Progressive Field, Cleveland, OH  
Tue Sep 08 2009, 5:10 PM EDT  
Att: 12,976 - Cloudy - 68 F

AB 43  
R 10  
H 18  
RBI 10  
BB 1  
SO 6  
LOB 18



Batter	1	2	3	4	5	6	7	8	9	AB	R	H	RBI	BB	SO	LOB	BOTTOM						
23 Michael Brantley, L OBP: 0.382, SLG: 0.594	L7		F8		F7					5	0	1	1	0	1	2							
11 Jamey Carroll, R OBP: 0.385, SLG: 0.360	E6		G6-3							4	1	1	0	0	1	2							
4 Niuaman Romero, S (9, PH)										1	0	0	0	0	1	1							
13 Asdrubal Cabrera, S OBP: 0.363, SLG: 0.448	P5				G6-3					5	1	1	2	0	1	3							
17 Shin-Soo Choo, L OBP: 0.392, SLG: 0.469	G4-3									4	0	1	0	0	1	1							
2 Johnny Peralta, R OBP: 0.331, SLG: 0.407		F8			K					4	0	0	0	0	1	1							
1 Luis Valbuena, L OBP: 0.293, SLG: 0.405		F8			K					4	0	1	0	0	1	1							
7 Matt LaPorta, R ERA: 4.81		G6-3								3	0	0	0	1	0	0							
4 Trevor Crowe, S OBP: 0.271, SLG: 0.283					P6					0	0	0	0	0	0	0							
8 Chris Gimenez, R OBP: 0.258, SLG: 0.260										2	1	0	0	1	1	0							
25 Andy Marte, R OBP: 0.231, SLG: 0.421					K					1	0	0	0	0	0	2							
10 Kelly Shoppach, R OBP: 0.343, SLG: 0.408										3	2	2	1	1	0	0							
<b>Inning Stats</b>	R: 0 E: 1 K: 0 S: 11	H: 0 LOB: 1 BB: 0 P: 13	R: 0 E: 0 K: 0 S: 7	H: 0 LOB: 0 BB: 0 P: 9	R: 0 E: 0 K: 1 S: 12	H: 0 LOB: 1 BB: 1 P: 18	R: 0 E: 0 K: 2 S: 10	H: 1 LOB: 0 BB: 0 P: 15	R: 1 E: 0 K: 0 S: 10	H: 1 LOB: 0 BB: 0 P: 17	R: 2 E: 0 K: 1 S: 13	H: 2 LOB: 0 BB: 0 P: 19	R: 2 E: 0 K: 2 S: 17	H: 2 LOB: 1 BB: 1 P: 28	R: 0 E: 0 K: 0 S: 7	H: 1 LOB: 2 BB: 1 P: 14	R: 0 E: 1 K: 2 S: 14	H: 0 LOB: 1 BB: 0 P: 19	1B: 4 2B: 1 3B: 0 HR: 2	SF: 0 SAC: 0 DP: 0 HBP: 0	WP: 1 PB: 0 SB: 1 CS: 0	PA: 39	
<b>PITCHER</b>	IP	WLS	BF	H	R	ER	SO	BB	IBB	HBP	BLK	WP	HR	S	P	ERA	WHIP						
20 Brandon McCarthy, R ERA: 4.19	6.1	W	27	5	5	5	4	2	0	0	0	0	2	70	105	7.11	1.105						
18 Eddie Guardado, L ERA: 4.19	0.0		1	1	0	0	0	0	0	0	0	0	1	0	1	2	"	"					
49 Jason Grilli, R ERA: 4.71	0.2	H	2	0	0	0	2	0	0	0	0	0	0	9	12	0.00	0.000						
36 C.J. Wilson, L ERA: 3.25	0.2	H	4	1	0	0	0	1	0	0	0	0	0	5	11	0.00	3.000						
56 Darren O'Day, R ERA: 1.76	1.1	S	5	0	0	0	2	0	0	0	0	0	0	16	22	0.00	0.000						

Texas Rangers @ Cleveland Indians  
Progressive Field, Cleveland, OH  
Tue Sep 08 2009, 5:10 PM EDT  
Att: 12,976 - Cloudy - 68 F

AB 36  
R 5  
H 7  
RBI 4  
BB 3  
SO 8  
LOB 13





Batter	1	2	3	4	5	6	7	8	9	AB	R	H	RBI	BB	SO	LOB	TOP
20 Julio Borbon, L OBP: 0.386, SLG: 0.467										5	2	1	0	1	1	8	
1 Elvis Andrus, R OBP: 0.340, SLG: 0.398										5	2	3	1	0	0	1	
5 Ian Kinsler, R OBP: 0.330, SLG: 0.504										5	1	1	0	0	1	3	
22 Marlon Byrd, R OBP: 0.328, SLG: 0.486										5	2	2	4	0	0	1	
17 Nelson Cruz, R OBP: 0.343, SLG: 0.551										5	0	0	0	0	0	4	
7 David Murphy, L OBP: 0.343, SLG: 0.452										5	1	2	1	0	1	0	
7 Ivan Rodriguez, R OBP: 0.289, SLG: 0.403										5	1	2	3	0	1	0	
19 Chris Davis, L OBP: 0.265, SLG: 0.421										4	0	1	0	1	2	3	
6 Esteban German, R OBP: 0.393, SLG: 0.360										5	1	5	1	0	0	0	
<b>Inning Stats</b>	R: 5 H: 6 E: 0 K: 1 S: 25	H: 6 R: 0 ER: 0 LOB: 0 BB: 1 P: 43	R: 0 H: 0 E: 0 K: 0 S: 7	H: 0 R: 0 ER: 0 LOB: 0 BB: 0 P: 11	R: 0 H: 2 E: 0 K: 1 S: 12	H: 1 R: 0 ER: 0 LOB: 1 BB: 0 P: 14	R: 0 H: 1 E: 0 K: 2 S: 15	H: 1 R: 0 ER: 0 LOB: 1 BB: 0 P: 12	R: 0 H: 0 E: 0 K: 0 S: 6	H: 7 R: 5 ER: 1 LOB: 3 BB: 0 P: 33	1B: 14 2B: 1 3B: 0 HR: 2	SF: 0 SAC: 0 DP: 0 HBP: 0	WP: 0 PB: 0 SB: 0 CS: 0	PA: 46			
<b>PITCHER</b>	IP WLS BF H R ER SO BB IBB HBP BLK WP HR S P ERA WHIP																
55 Roberto Hernandez, R ERA: 6.48	0.2 L 9 6 5 5 1 1 0 0 0 0 2 24 41 67.50 10.500																
50 Jenson Lewis, R ERA: 4.64	3.1 11 2 0 0 1 0 0 0 0 0 0 27 46 0.00 0.600																
20 Mike Gosling, L ERA: 4.78	4.0 15 2 0 0 2 1 0 0 0 0 0 37 60 0.00 0.750																
53 Rafael Perez, L ERA: 7.94	0.1 8 6 5 3 0 0 0 0 0 0 0 13 20 81.00 18.000																
49 Tony Sipp, L ERA: 3.13	0.2 3 1 0 0 2 0 0 0 0 0 0 9 13 0.00 1.500																

Texas Rangers @ Cleveland Indians  
Progressive Field, Cleveland, OH  
Wed Sep 09 2009, 12:05 PM EDT  
Att: 14,637 - Partly Cloudy - 77 F

AB 44  
R 10  
H 17  
RBI 10  
BB 2  
SO 6  
LOB 20

Batter	1	2	3	4	5	6	7	8	9	AB	R	H	RBI	BB	SO	LOB	BOTTOM	
11 Jamey Carroll, R OBP: 0.363, SLG: 0.355										3	0	0	0	1	0	1		
1 Luis Valbuena, L OBP: 0.296, SLG: 0.409										4	0	2	0	0	0	2		
17 Shin-Soo Choo, L OBP: 0.390, SLG: 0.465										4	0	0	0	0	1	2		
2 Jhonny Peralta, R OBP: 0.330, SLG: 0.406										4	0	1	0	0	1	2		
48 Travis Hafner, L OBP: 0.362, SLG: 0.495										4	0	1	0	0	2	2		
7 Matt LaPorta, R OBP: 0.291, SLG: 0.427										4	0	1	0	0	1	2		
10 Kelly Shoppach, R OBP: 0.338, SLG: 0.401										4	0	0	0	0	1	1		
4 Niuman Romero, S OBP: 0.281, SLG: 0.287										4	0	0	0	0	1	1		
4 Trevor Crowe, S OBP: 0.281, SLG: 0.287										2	0	1	0	1	0	0		
<b>Inning Stats</b>	R: 0 H: 1 E: 0 K: 0 S: 9	H: 1 R: 0 ER: 0 LOB: 0 BB: 0 P: 13	R: 0 H: 0 E: 0 K: 0 S: 8	H: 0 R: 0 ER: 0 LOB: 0 BB: 0 P: 8	R: 0 H: 1 E: 1 K: 2 S: 12	H: 1 R: 0 ER: 0 LOB: 1 BB: 1 P: 21	R: 0 H: 1 E: 0 K: 0 S: 8	H: 0 R: 0 ER: 0 LOB: 1 BB: 0 P: 11	R: 0 H: 0 E: 0 K: 2 S: 12	H: 1 R: 0 ER: 0 LOB: 1 BB: 1 P: 17	R: 0 H: 1 E: 0 K: 2 S: 13	H: 1 R: 0 ER: 0 LOB: 1 BB: 0 P: 16	R: 0 H: 0 E: 0 K: 0 S: 5	H: 0 R: 0 ER: 0 LOB: 0 BB: 0 P: 9	1B: 5 2B: 1 3B: 0 HR: 0	SF: 0 SAC: 0 DP: 0 HBP: 0	WP: 0 PB: 0 SB: 0 CS: 0	PA: 35
<b>PITCHER</b>	IP WLS BF H R ER SO BB IBB HBP BLK WP HR S P ERA WHIP																	
39 Scott Feldman, R ERA: 3.46	7.0 W 28 5 0 0 0 2 0 0 0 0 0 0 72 11 0.00 1.000																	
36 C.J. Wilson, L ERA: 3.2	1.0 4 1 0 0 2 0 0 0 0 0 0 0 13 16 0.00 1.000																	
55 Willie Eyre, R ERA: 2.92	1.0 3 0 0 0 0 0 0 0 0 0 0 0 5 9 0.00 0.000																	

Texas Rangers @ Cleveland Indians  
Progressive Field, Cleveland, OH  
Wed Sep 09 2009, 12:05 PM EDT  
Att: 14,637 - Partly Cloudy - 77 F

AB 33  
R 0  
H 6  
RBI 0  
BB 2  
SO 7  
LOB 13



Batter	1	2	3	4	5	6	7	8	9	10	11	12	AB	R	H	RBI	BB	SO	LOB	TOP						
9 David DeJesus, L (1.7) OBP: 0.342, SLG: 0.429	G3-1		4-2 16 12 BB		0-3 K		0-0 2H 1B			1-0 F8			4	0	1	0	1	1	1							
12 Mitch Maier, L (1.8) OBP: 0.336, SLG: 0.363	16 BB		0-1 16 G4-6-3 1B		3-2 F7			3-1 P6		2-2 G3			4	0	1	0	1	0	2							
16 Billy Butler, R (1.3) OBP: 0.356, SLG: 0.490	2-0 1B		1-1 G4-6-3		0-3 K			1-2 G5-3			1-3 K		5	0	1	0	0	2	2							
17 Mike Jacobs, L (1.10) OBP: 0.301, SLG: 0.417	3-2 P5		2-2 F8		1-3 K			0-3 K			1-1 F9		3	0	0	0	0	1	3							
3 Brayan Peña, S (8.10) OBP: 0.316, SLG: 0.450			2-2 F8		2-2 K						3-1 F8		2	0	0	0	0	1	0							
13 Alberto Callaspo, S (1.4) OBP: 0.351, SLG: 0.440	2-3 K		2-2 24 21 G5-3 2B		4-0 FC4-6 BB				0-3 K				4	1	1	0	1	2	2							
24 Mark Taahen, L (1.9) OBP: 0.326, SLG: 0.411	4-2 4 21 HBP BB		0-2 4 21 G6-3 1B		0-1 FC4-6 CS				2-3 K				4	0	1	0	1	2	1							
21 Miguel Olivo, R (1.2) OBP: 0.279, SLG: 0.476	2-2 4 G4-6-3 HBP		1-1 G5-3		0-1 CS		1-2 4 SH1-4 1B		1-2 F9				4	1	2	2	0	0	1							
4 Alex Gordon, L (1.5) OBP: 0.314, SLG: 0.346	3-2 G4-6-3		3-2 G6-3		0-1 SH1-4				4-1 BB				2	0	0	0	1	0	3							
1 Josh Anderson, L (10.1PR) OBP: 0.282, SLG: 0.361	1-2 2-3		1-2 3H G6-3		1-1 G6-3		1-2 9 1B						1	0	0	0	0	0	0							
3 Yuniesky Betancourt, R (1.6) OBP: 0.271, SLG: 0.344	3-2 F7		3-2 G6-3		3-3 K				0-2 BB				5	0	0	0	0	2	4							
<b>Inning Stats</b>	R: 0 E: 0 K: 1 S: 10	H: 1 LOB: 2 BB: 1 P: 22	R: 0 E: 0 K: 0 S: 11	H: 1 LOB: 1 BB: 1 P: 23	R: 0 E: 0 K: 0 S: 9	H: 1 LOB: 1 BB: 1 P: 16	R: 0 E: 0 K: 2 S: 12	H: 0 LOB: 0 BB: 1 P: 14	R: 0 E: 0 K: 1 S: 7	H: 0 LOB: 0 BB: 0 P: 12	R: 0 E: 0 K: 1 S: 10	H: 0 LOB: 2 BB: 0 P: 14	R: 0 E: 0 K: 1 S: 11	H: 0 LOB: 0 BB: 0 P: 15	R: 0 E: 0 K: 1 S: 10	H: 0 LOB: 0 BB: 1 P: 13	R: 0 E: 0 K: 1 S: 9	H: 0 LOB: 0 BB: 0 P: 14	R: 1 E: 0 K: 1 S: 10	H: 1 LOB: 0 BB: 0 P: 13	1B: 5 2B: 1 3B: 0 HR: 1	SF: 0 SAC: 1 DP: 2 HBP: 1	WP: 0 PB: 0 SB: 1 CS: 1	PA: 46		
<b>PITCHER</b>	IP WLS BF H R ER SO BB IBB HBP BLK WP HR S P ERA WHIP	6.0 2.0 7 2 0 0 2 0 0 0 0 0 0 0 21 29 0.00 1.000	4.0 1 4 0 0 0 0 0 0 0 0 0 0 0 21 31 0.00 0.500	4.0 1 4 0 0 0 0 0 0 0 0 0 0 0 19 27 4.50 0.500																						

Kansas City Royals @ Cleveland Indians  
Progressive Field, Cleveland, OH  
Fri Sep 11 2009, 7:05 PM EDT  
Att. 26,006 - Partly Cloudy - 66 F

AB 38  
R 2  
H 7  
RBI 2  
BB 5  
SO 11  
LOB 19



Batter	1	2	3	4	5	6	7	8	9	10	11	12	AB	R	H	RBI	BB	SO	LOB	BOTTOM					
23 Michael Brantley, L (1.8) OBP: 0.359, SLG: 0.351	G3		1-3 K			3-2 F7				1-3 K			4	0	0	0	1	2	0						
13 Asdrúbal Cabrera, S (1.6) OBP: 0.361, SLG: 0.445	K		0-1 G4-3			3-2 G6-3			0-1 17 BB 1B				5	0	1	0	0	1	1						
17 Shin-Soo Choo, L (1.9) OBP: 0.391, SLG: 0.459	F8		2-1 F8			3-2 48 1B 3B			4-2 2 BB BB				3	1	1	0	2	0	0						
2 Jhonny Peralta, R (1.5) OBP: 0.331, SLG: 0.406	G6-3		3-2 F7			0-0 P3			2-2 1B				5	0	2	0	0	0	1						
48 Travis Hafner, L (1.10) OBP: 0.366, SLG: 0.496	1B		1-1 F7			3-2 F7			1-3 K				5	0	3	1	0	1	2						
4 Trevor Crowe, S (12.1PR) OBP: 0.261, SLG: 0.267	1B		2-3 K			2-1 7 G4-3 1B			1-3 2H 1B				0	0	0	0	0	0	0						
1 Luis Valbuena, L (1.4) OBP: 0.294, SLG: 0.406	K		2-2 7 G4-3 1B			0-3 K			1-3 K				5	0	1	0	0	3	3						
7 Matt LaPorta, R (1.7) OBP: 0.280, SLG: 0.410	K		1-3 G4-3			1-1 G6-3			1-2 F7				5	0	0	0	0	2	3						
25 Andy Marte, R (1.3) OBP: 0.279, SLG: 0.402	G6-3		1-0 G5-3			0-0 G6-3			1-0 G6-3				5	0	0	0	0	1	1						
30 Lou Marson, R (1.2) OBP: 0.310, SLG: 0.280	G6-3		3-2 K			3-3 K			1-2 K				4	0	0	0	0	3	0						
<b>Inning Stats</b>	R: 0 E: 0 K: 1 S: 8	H: 0 LOB: 0 BB: 0 P: 10	R: 0 E: 0 K: 2 S: 14	H: 1 LOB: 1 BB: 0 P: 21	R: 0 E: 0 K: 1 S: 9	H: 0 LOB: 0 BB: 0 P: 7	R: 0 E: 0 K: 0 S: 5	H: 0 LOB: 0 BB: 0 P: 7	R: 0 E: 0 K: 1 S: 9	H: 0 LOB: 0 BB: 0 P: 15	R: 0 E: 0 K: 1 S: 6	H: 0 LOB: 0 BB: 0 P: 8	R: 0 E: 0 K: 1 S: 14	H: 2 LOB: 1 BB: 0 P: 22	R: 0 E: 0 K: 1 S: 8	H: 0 LOB: 0 BB: 0 P: 12	R: 0 E: 0 K: 1 S: 8	H: 1 LOB: 2 BB: 2 P: 21	R: 0 E: 0 K: 2 S: 12	H: 1 LOB: 1 BB: 0 P: 17	1B: 7 2B: 0 3B: 1 HR: 0	SF: 0 SAC: 0 DP: 1 HBP: 0	WP: 0 PB: 0 SB: 0 CS: 0	PA: 44	
<b>PITCHER</b>	IP WLS BF H R ER SO BB IBB HBP BLK WP HR S P ERA WHIP	7.0 2.0 8 2 0 0 3 1 0 0 0 0 0 0 20 30 0.00 1.500	8.1 W 8 1 0 0 2 1 1 0 0 0 0 0 16 33 0.00 1.000	1.0 S 4 1 0 0 2 0 0 0 0 0 0 0 12 17 0.00 1.000																					

Kansas City Royals @ Cleveland Indians  
Progressive Field, Cleveland, OH  
Fri Sep 11 2009, 7:05 PM EDT  
Att. 26,006 - Partly Cloudy - 66 F

AB 41  
R 1  
H 8  
RBI 1  
BB 3  
SO 13  
LOB 11










Batter	1	2	3	4	5	6	7	8	9	AB	R	H	RBI	BB	SO	LOB	TOP			
9 David DeJesus, L OBP: 0.346, SLG: 0.434	G3		G4-3														5 1 3 0 0 0 0			
8 Willie Bloomquist, R OBP: 0.302, SLG: 0.352																	5 1 2 1 0 0 4			
16 Billy Butler, R OBP: 0.355, SLG: 0.487																	5 0 1 2 0 1 4			
17 Mike Jacobs, L OBP: 0.301, SLG: 0.412																	4 1 1 1 1 0 0			
13 Alberto Callaspo, S OBP: 0.351, SLG: 0.439																	4 0 0 0 1 2 5			
12 Mitch Maier, L OBP: 0.333, SLG: 0.360																	4 1 2 1 0 0 0			
14 John Buck, R OBP: 0.277, SLG: 0.454																	4 1 2 2 0 1 1			
46 Luis Hernandez, S OBP: 0.213, SLG: 0.186																	4 0 0 0 0 1 1			
1 Josh Anderson, L OBP: 0.283, SLG: 0.299																	3 2 1 0 1 0 0			
<b>Inning Stats</b>	R: 0 E: 0 K: 1 S: 7	H: 1 LOB: 0 BB: 0 P: 9	R: 0 E: 0 K: 0 S: 7	H: 0 LOB: 0 BB: 0 P: 10	R: 1 E: 0 K: 0 S: 6	H: 1 LOB: 0 BB: 0 P: 10	R: 2 E: 2 K: 1 S: 16	H: 2 LOB: 1 BB: 0 P: 24	R: 1 E: 0 K: 0 S: 8	H: 2 LOB: 1 BB: 1 P: 12	R: 1 E: 0 K: 1 S: 23	H: 2 LOB: 2 BB: 1 P: 34	R: 0 E: 0 K: 0 S: 7	H: 0 LOB: 0 BB: 0 P: 8	R: 1 E: 0 K: 1 S: 15	H: 2 LOB: 2 BB: 1 P: 26	1B: 7 2B: 4 3B: 0 HR: 1	SF: 0 SAC: 0 DP: 0 HBP: 0	WP: 0 PB: 0 SB: 0 CS: 0	PA: 41
<b>PITCHER</b>	IP	WLS	BF	H	R	ER	SO	BB	IBB	HBP	BLK	WP	HR	S	P	ERA	WHIP			
59 Carlos Carrasco, R ERA: 9.64	6.0	L	26	8	5	4	3	1	0	0	1	0	1	51	79	6.00	1.500			
20 Mike Gosling, L ERA: 5.0	1.0		6	2	1	1	1	1	0	0	0	0	0	23	34	9.00	3.000			
53 Rafael Perez, L ERA: 7.68	1.0		3	0	0	0	0	0	0	0	0	0	0	7	8	0.00	0.000			
34 Kerry Wood, R ERA: 4.32	1.0		6	2	1	1	1	1	0	0	0	0	0	15	26	9.00	3.000			

**Kansas City Royals @ Cleveland Indians**  
 Progressive Field, Cleveland, OH  
 Sun Sep 13 2009, 1:05 PM EDT  
 Att: 21,153 - Sunny - 69 F


**AB 38**  
**R 7**  
**H 12**  
**RBI 7**  
**BB 3**  
**SO 5**  
**LOB 15**



Batter	1	2	3	4	5	6	7	8	9	AB	R	H	RBI	BB	SO	LOB	BOTTOM					
23 Michael Brantley, L OBP: 0.417, SLG: 0.386	G3-1																2 0 0 0 2 0 0					
13 Adrián Cabrera, S OBP: 0.363, SLG: 0.447																	3 0 0 0 1 1 3					
17 Shin-Soo Choo, L OBP: 0.392, SLG: 0.473																	4 0 1 0 0 1 3					
2 Jhonny Peralta, R OBP: 0.335, SLG: 0.408																	1 0 0 0 3 0 1					
48 Travis Hafner, L OBP: 0.356, SLG: 0.481																	4 0 0 0 0 0 4					
1 Luis Valbuena, L OBP: 0.291, SLG: 0.401																	4 0 0 0 0 0 3					
7 Matt LaPorta, R OBP: 0.279, SLG: 0.405																	4 0 1 0 0 1 2					
25 Andy Marte, R OBP: 0.290, SLG: 0.398																	4 0 0 0 0 0 1					
16 Wyatt Torgans, R OBP: 0.283, SLG: 0.205																	2 0 0 0 1 2 0					
<b>Inning Stats</b>	R: 0 E: 0 K: 1 S: 8	H: 0 LOB: 0 BB: 0 P: 15	R: 0 E: 0 K: 0 S: 5	H: 0 LOB: 1 BB: 1 P: 13	R: 0 E: 0 K: 0 S: 11	H: 0 LOB: 2 BB: 2 P: 23	R: 0 E: 0 K: 0 S: 6	H: 0 LOB: 1 BB: 1 P: 14	R: 0 E: 0 K: 2 S: 14	H: 0 LOB: 1 BB: 1 P: 24	R: 0 E: 0 K: 0 S: 11	H: 1 LOB: 1 BB: 1 P: 19	R: 0 E: 0 K: 2 S: 9	H: 0 LOB: 0 BB: 0 P: 15	R: 0 E: 0 K: 0 S: 9	H: 0 LOB: 1 BB: 1 P: 15	R: 0 E: 0 K: 0 S: 7	H: 1 LOB: 0 BB: 0 P: 11	1B: 2 2B: 1 3B: 0 HR: 0	SF: 0 SAC: 0 DP: 1 HBP: 0	WP: 0 PB: 0 SB: 0 CS: 0	PA: 35
<b>PITCHER</b>	IP	WLS	BF	H	R	ER	SO	BB	IBB	HBP	BLK	WP	HR	S	P	ERA	WHIP					
34 Kyle Davies, R ERA: 5.27	6.0	W	24	1	0	0	3	6	0	0	0	0	0	55	108	0.00	1.167					
56 Roman Colon, R ERA: 5.06	2.0		7	0	0	0	2	1	0	0	1	0	0	18	30	0.00	0.500					
53 Carlos Rosa, R ERA:	1.0		4	1	0	0	0	0	0	0	0	0	0	7	11	0.00	1.000					

**Kansas City Royals @ Cleveland Indians**  
 Progressive Field, Cleveland, OH  
 Sun Sep 13 2009, 1:05 PM EDT  
 Att: 21,153 - Sunny - 69 F

**AB 28**  
**R 0**  
**H 2**  
**RBI 0**  
**BB 7**  
**SO 5**  
**LOB 17**













Batter	1	2	3	4	5	6	7	8	9	AB	R	H	RBI	BB	SO	LOB	TOP					
23 Michael Brantley, L OBP: 0.371, SLG: 0.545										5	0	2	0	0	1	1	Cleveland Indians @ Minnesota Twins Hubert H. Humphrey Metrodome, Minneapolis, MN Wed Sep 16 2009, 1:10 PM EDT Att: 16,921 - Dome - 70 F <a href="http://livebaseballscorecards.com">livebaseballscorecards.com</a>					
13 Asdrúbal Cabrera, S OBP: 0.350, SLG: 0.440 11 Jamey Carroll, R OBP: 0.370, SLG: 0.368										3	1	0	0	1	0	2						
17 Shin-Soo Choo, L OBP: 0.392, SLG: 0.479										5	0	2	0	0	2	2						
2 Jhonny Peralta, R OBP: 0.331, SLG: 0.402										5	0	0	0	0	2	5						
48 Travis Hafner, L OBP: 0.356, SLG: 0.483										4	1	1	0	0	0	2						
7 Matt LaPorta, R OBP: 0.297, SLG: 0.457										4	1	3	3	0	1	0						
1 Luis Valbuena, L OBP: 0.289, SLG: 0.394										3	0	1	0	1	0	0						
10 Kelly Shoppach, R OBP: 0.340, SLG: 0.399										4	0	2	0	0	0	5						
4 Trevor Crowe, S OBP: 0.290, SLG: 0.323										4	0	1	0	0	0	3						
<b>Inning Stats</b>	R: 0 E: 0 K: 1 S: 8	H: 0 LOB: 0 BB: 0 P: 10	R: 0 E: 0 K: 1 S: 10	H: 0 LOB: 0 BB: 0 P: 15	R: 0 E: 0 K: 0 S: 9	H: 2 LOB: 2 BB: 0 P: 14	R: 0 E: 0 K: 1 S: 7	H: 0 LOB: 0 BB: 0 P: 10	R: 0 E: 0 K: 0 S: 6	H: 2 LOB: 1 BB: 0 P: 9	R: 0 E: 0 K: 0 S: 15	H: 1 LOB: 1 BB: 0 P: 22	R: 2 E: 0 K: 1 S: 12	H: 3 LOB: 1 BB: 0 P: 18	R: 1 E: 0 K: 0 S: 15	H: 2 LOB: 2 BB: 0 P: 33	R: 0 E: 0 K: 2 S: 17	H: 2 LOB: 2 BB: 0 P: 27	1B: 9 2B: 2 HR: 1	SF: 0 SAC: 0 DP: 1 HBP: 0	WP: 0 PB: 0 SB: 0 CS: 0	PA: 40
<b>PITCHER</b>	IP ERA WLS BF H R ER SO BB IBB HBP BLK WP HR S P ERA WHIP	6.1 4.34 W 26 8 2 2 3 0 0 0 0 0 1 63 91 2.84 1.263	1.1 2.2 H 6 1 1 1 1 1 0 0 0 0 0 5 11 22 6.75 1.500	0.0 2.5 H 2 1 0 0 0 0 0 0 0 0 0 12 ∞ ∞	0.2 5.23 H 4 2 0 0 0 0 0 0 0 0 13 21 0.00 3.000	0.2 2.22 S 2 0 0 0 2 0 0 0 0 0 7 12 0.00 0.000	<b>PITCHER</b>										IP ERA WLS BF H R ER SO BB IBB HBP BLK WP HR S P ERA WHIP					

Batter	1	2	3	4	5	6	7	8	9	AB	R	H	RBI	BB	SO	LOB	BOTTOM			
2 Denard Span, L OBP: 0.388, SLG: 0.413										5	1	2	1	0	0	0	Cleveland Indians @ Minnesota Twins Hubert H. Humphrey Metrodome, Minneapolis, MN Wed Sep 16 2009, 1:10 PM EDT Att: 16,921 - Dome - 70 F <a href="http://livebaseballscorecards.com">livebaseballscorecards.com</a>			
18 Orlando Cabrera, R OBP: 0.395, SLG: 0.365										4	0	0	0	1	0	1				
7 Joe Mauer, L OBP: 0.441, SLG: 0.610										3	1	2	2	1	0	0				
16 Jason Kubel, L OBP: 0.372, SLG: 0.530 22 Carlos Gómez, R OBP: 0.292, SLG: 0.347										4	0	1	0	0	0	4				
5 Michael Cuddyer, R OBP: 0.337, SLG: 0.511										4	2	3	3	0	0	0				
21 Delmon Young, R OBP: 0.285, SLG: 0.378										4	0	0	0	0	0	2				
26 Jose Morales, S OBP: 0.407, SLG: 0.434										3	1	2	1	0	0	0				
20 Matt Tolbert, S OBP: 0.294, SLG: 0.255										4	0	2	0	0	0	2				
8 Nick Punto, S OBP: 0.326, SLG: 0.288										3	1	0	0	1	0	3				
<b>Inning Stats</b>	R: 0 E: 0 K: 0 S: 10	H: 1 LOB: 1 BB: 0 P: 13	R: 0 E: 0 K: 0 S: 8	H: 2 LOB: 2 BB: 0 P: 15	R: 1 E: 1 K: 0 S: 8	H: 2 LOB: 2 BB: 1 P: 13	R: 3 E: 0 K: 0 S: 17	H: 3 LOB: 2 BB: 2 P: 29	R: 1 E: 0 K: 0 S: 9	H: 2 LOB: 1 BB: 0 P: 13	R: 0 E: 0 K: 0 S: 7	H: 0 LOB: 0 BB: 0 P: 11	R: 2 E: 0 K: 0 S: 15	H: 2 LOB: 1 BB: 0 P: 22	R: 0 E: 0 K: 0 S: 8	H: 0 LOB: 0 BB: 0 P: 11	1B: 7 2B: 4 HR: 1	SF: 1 SAC: 0 DP: 1 HBP: 0	WP: 0 PB: 0 SB: 0 CS: 0	PA: 38
<b>PITCHER</b>	IP ERA WLS BF H R ER SO BB IBB HBP BLK WP HR S P ERA WHIP	6.0 4.09 L 32 12 2 6 0 3 0 0 0 0 0 1 63 98 9.00 2.500	1.0 10.47 3 0 0 0 0 0 0 0 0 0 0 0 11 18 0.00 0.000	1.0 7.5 3 0 0 0 0 0 0 0 0 0 0 8 11 0.00 0.000	<b>PITCHER</b>										IP ERA WLS BF H R ER SO BB IBB HBP BLK WP HR S P ERA WHIP					






Batter	1	2	3	4	5	6	7	8	9	AB	R	H	RBI	BB	SO	LOB	TOP										
23 Michael Brantley, L OBP: 0.358, SLG: 0.533										5	0	1	1	0	2	1	<b>Cleveland Indians @ Oakland Athletics</b> Oakland Coliseum, Oakland, CA Thu Sep 17 2009, 7:05 PM PDT Att: 10,873 - Partly Cloudy - 71 F										
11 Jamey Carroll, R OBP: 0.365, SLG: 0.363										4	0	0	0	0	0	0											
17 Shin-Soo Choo, L OBP: 0.395, SLG: 0.479										2	0	1	0	1	0	0											
2 Jhonny Peralta, R OBP: 0.330, SLG: 0.399										3	0	0	0	1	1	2											
48 Travis Hafner, L OBP: 0.355, SLG: 0.478										3	0	0	0	1	1	2											
7 Matt LaPorta, R OBP: 0.296, SLG: 0.447										3	0	0	0	1	1	2											
1 Luis Valbuena, L OBP: 0.286, SLG: 0.389										4	0	0	0	0	2	2											
30 Lou Marson, R OBP: 0.375, SLG: 0.353										4	1	3	0	0	0	0											
4 Trevor Crowe, S OBP: 0.289, SLG: 0.336										4	1	1	1	0	2	4											
<b>Inning Stats</b>	R: 0 E: 0 K: 1 S: 9	H: 0 LOB: 0 BB: 0 P: 14	R: 0 E: 0 K: 2 S: 14	H: 1 LOB: 3 BB: 2 P: 29	R: 0 E: 0 K: 1 S: 11	H: 0 LOB: 1 BB: 1 P: 22	R: 0 E: 0 K: 0 S: 8	H: 0 LOB: 0 BB: 0 P: 9	R: 2 E: 0 K: 0 S: 12	H: 3 LOB: 1 BB: 0 P: 17	R: 0 E: 0 K: 0 S: 7	H: 0 LOB: 0 BB: 0 P: 10	R: 0 E: 0 K: 0 S: 8	H: 1 LOB: 0 BB: 0 P: 12	R: 0 E: 0 K: 2 S: 14	H: 0 LOB: 2 BB: 1 P: 26		R: 0 E: 0 K: 3 S: 13	H: 1 LOB: 1 BB: 0 P: 19	1B: 4 2B: 1 3B: 1 HR: 0	SF: 0 SAC: 0 DP: 0 HBP: 1	WP: 1 PB: 0 SB: 0 CS: 1	PA: 38				
<b>PITCHER</b>	IP	WLS	BF	H	R	ER	SO	BB	IBB	HBP	BLK	WP	HR	S	P	ERA	WHIP										
62 Clayton Mortensen, R ERA: 6.12	5.0	W	22	4	2	2	4	3	0	0	0	0	0	54	91	3.60	1.400										
39 Brad Kilby, L ERA: 3.55	1.0	H	3	0	0	0	0	0	0	0	0	0	0	7	10	0.00	0.000										
56 Craig Breslow, L ERA: 2.85	1.1	H	5	1	0	0	0	0	0	1	0	0	0	14	23	0.00	0.750										
48 Michael Wuerztz, R ERA: 1.95	0.2	H	3	0	0	0	2	1	0	0	0	1	0	8	15	0.00	1.500										
40 Andrew Bailey, R ERA: 1.95	1.0	S	4	1	0	0	3	0	0	0	0	0	0	13	19	0.00	1.000										

Batter	1	2	3	4	5	6	7	8	9	AB	R	H	RBI	BB	SO	LOB	BOTTOM										
29 Adam Kennedy, L OBP: 0.348, SLG: 0.406										5	2	2	1	0	1	2	<b>Cleveland Indians @ Oakland Athletics</b> Oakland Coliseum, Oakland, CA Thu Sep 17 2009, 7:05 PM PDT Att: 10,873 - Partly Cloudy - 71 F										
11 Rajai Davis, R OBP: 0.375, SLG: 0.429										4	0	1	0	0	2	3											
Ryan Sweeney, L OBP: 0.343, SLG: 0.402										2	1	0	1	2	0	0											
8 Kurt Suzuki, R OBP: 0.303, SLG: 0.406										3	1	1	3	1	2	2											
35 Landon Powell, S OBP: 0.295, SLG: 0.457										4	0	0	0	0	2	1											
32 Jack Cust, L OBP: 0.385, SLG: 0.406										2	0	1	0	1	1	0											
12 Scott Hairston, R OBP: 0.310, SLG: 0.460										1	0	0	0	0	0	1											
14 Mark Ellis, R OBP: 0.310, SLG: 0.410										4	0	1	0	0	1	1											
10 Daric Barton, L OBP: 0.354, SLG: 0.404										3	0	0	0	1	1	3											
2 Cliff Pennington, S OBP: 0.361, SLG: 0.447										2	1	1	0	2	0	0											
<b>Inning Stats</b>	R: 1 E: 0 K: 1 S: 9	H: 1 LOB: 0 BB: 0 P: 13	R: 0 E: 0 K: 2 S: 11	H: 0 LOB: 1 BB: 1 P: 19	R: 4 E: 0 K: 2 S: 20	H: 4 LOB: 2 BB: 2 P: 36	R: 0 E: 0 K: 1 S: 13	H: 1 LOB: 2 BB: 1 P: 25	R: 0 E: 0 K: 1 S: 7	H: 0 LOB: 0 BB: 0 P: 9	R: 0 E: 0 K: 2 S: 8	H: 1 LOB: 1 BB: 0 P: 13	R: 0 E: 0 K: 0 S: 5	H: 0 LOB: 1 BB: 1 P: 12	R: 0 E: 0 K: 1 S: 9	H: 0 LOB: 2 BB: 2 P: 20	R: 0 E: 0 K: 1 S: 9	H: 0 LOB: 1 BB: 2 P: 20	1B: 3 2B: 2 3B: 1 HR: 1	SF: 0 SAC: 0 DP: 0 HBP: 0	WP: 0 PB: 0 SB: 1 CS: 1	PA: 37					
<b>PITCHER</b>	IP	WLS	BF	H	R	ER	SO	BB	IBB	HBP	BLK	WP	HR	S	P	ERA	WHIP										
63 Justin Masterson, R ERA: 4.48	4.0	L	22	6	5	5	6	4	0	0	0	0	0	15	22	0.00	0.500										
50 Jensen Lewis, R ERA: 4.34	2.0		7	1	0	0	3	0	0	0	0	0	0	3	8	0.00	1.500										
20 Mike Gosling, L ERA: 4.52	0.2		3	0	0	0	0	1	0	0	0	0	0	3	8	0.00	1.500										
47 Jose Veras, R ERA: 5.72	1.1		5	0	0	0	1	2	0	0	0	0	0	11	24	0.00	1.500										

AB 32  
R 2  
H 6  
RBI 2  
BB 4  
SO 9  
LOB 13



AB 30  
R 5  
H 7  
RBI 5  
BB 7  
SO 10  
LOB 13





Batter	1	2	3	4	5	6	7	8	9	AB	R	H	RBI	BB	SO	LOB	TOP										
23 Michael Brantley, L (1.8) OBP: 0.366, SLG: 0.358										4	0	2	0	0	1	0											
11 Jamey Carroll, R (1.4) OBP: 0.360, SLG: 0.357										4	0	0	0	0	2	2											
17 Shin-Soo Choo, L (1.9) OBP: 0.395, SLG: 0.478										3	1	1	0	1	2	1											
2 Jhonny Peralta, R (1.5) OBP: 0.328, SLG: 0.396										4	0	0	0	0	1	3											
7 Matt LaPorta, R (1.3) OBP: 0.295, SLG: 0.448										4	0	1	1	0	2	0											
10 Kelly Shoppach, R (1.10) OBP: 0.342, SLG: 0.405										4	0	2	0	0	2	1											
30 Lou Marson, R (1.2) OBP: 0.349, SLG: 0.324										3	0	0	0	0	2	2											
4 Trevor Crowe, S (1.7) OBP: 0.283, SLG: 0.328										3	0	0	0	0	1	1											
4 Nivan Romero, S (1.6) OBP: 0.125, SLG: 0.125										2	0	0	0	0	2	0											
13 Asdrubal Cabrera, S (8. PH) OBP: 0.339, SLG: 0.439										1	0	0	0	0	0	0											
1 Luis Valbuena, L (8.6) OBP: 0.286, SLG: 0.389										0	0	0	0	0	0	0											
<b>Inning Stats</b>	R: 0 E: 0 K: 2 S: 8	H: 1 LOB: 0 BB: 0 P: 11	R: 0 E: 0 K: 1 S: 11	H: 1 LOB: 1 BB: 0 P: 18	R: 0 E: 0 K: 2 S: 7	H: 0 LOB: 0 BB: 0 P: 11	R: 0 E: 0 K: 1 S: 8	H: 0 LOB: 0 BB: 0 P: 14	R: 0 E: 0 K: 2 S: 14	H: 1 LOB: 2 BB: 1 P: 23	R: 0 E: 0 K: 3 S: 9	H: 0 LOB: 0 BB: 0 P: 14	R: 0 E: 0 K: 0 S: 6	H: 0 LOB: 0 BB: 0 P: 11	R: 1 E: 0 K: 2 S: 15	H: 2 LOB: 1 BB: 0 P: 22	1B: 3 2B: 3 3B: 0 HR: 0	SF: 0 SAC: 0 DP: 0 HBP: 0	WP: 0 PB: 0 SB: 0 CS: 1	PA: 34							
<b>PITCHER</b>	IP	WLS	BF	H	R	ER	SO	BB	IBB	HBP	BLK	WP	HR	S	P	ERA	WHIP										
49 Brett Anderson, L (1.1) ERA: 4.21	6.0	W	22	4	0	0	10	1	0	0	0	0	0	56	89	0.00	0.833										
60 Jeff Gray, R (7.1) ERA: 1.77	1.0	H	3	0	0	0	3	0	0	0	0	0	0	9	14	0.00	0.000										
56 Craig Breslow, L (8.1) ERA: 3.53	1.0	H	3	0	0	0	0	0	0	0	0	0	0	6	11	0.00	0.000										
31 Brad Ziegler, R (9.1) ERA: 3.05	1.0	S	5	2	1	1	2	0	0	0	0	0	0	15	22	9.00	2.000										

Cleveland Indians @ Oakland Athletics  
Oakland Coliseum, Oakland, CA

AB 32  
R 1  
H 6  
RBI 1  
BB 1  
SO 15  
LOB 10




WP: 0 PA: 34  
PB: 0  
SB: 0  
CS: 1

Batter	1	2	3	4	5	6	7	8	9	AB	R	H	RBI	BB	SO	LOB	BOTTOM										
11 Rajai Davis, R (1.8) OBP: 0.379, SLG: 0.432										3	1	2	0	1	1	0											
8 Kurt Suzuki, R (1.2) OBP: 0.342, SLG: 0.405										3	1	1	0	1	1	1											
12 Scott Hairston, R (1.7) OBP: 0.307, SLG: 0.456										4	0	0	0	0	1	5											
5 Nomar Garciaparra, R (1.10) OBP: 0.305, SLG: 0.390										4	0	2	1	0	0	2											
7 Bobby Crosby, R (1.5) OBP: 0.293, SLG: 0.362										3	0	0	0	0	0	5											
14 Mark Ellis, R (1.4) OBP: 0.313, SLG: 0.412										3	0	2	1	0	0	1											
10 Daric Barton, L (1.3) OBP: 0.346, SLG: 0.393										3	0	0	0	0	0	2											
25 Matt Carson, R (1.9) OBP: 0.355, SLG: 0.439										3	0	0	0	0	2	1											
2 Cliff Pennington, S (1.6) OBP: 0.355, SLG: 0.439										3	0	0	0	0	1	1											
<b>Inning Stats</b>	R: 0 E: 0 K: 1 S: 14	H: 1 LOB: 2 BB: 1 P: 24	R: 0 E: 0 K: 0 S: 14	H: 1 LOB: 1 BB: 0 P: 21	R: 2 E: 0 K: 0 S: 9	H: 3 LOB: 2 BB: 1 P: 19	R: 0 E: 0 K: 2 S: 9	H: 0 LOB: 0 BB: 0 P: 14	R: 0 E: 0 K: 0 S: 8	H: 1 LOB: 1 BB: 0 P: 9	R: 0 E: 0 K: 0 S: 11	H: 1 LOB: 0 BB: 0 P: 16	R: 0 E: 0 K: 2 S: 8	H: 0 LOB: 0 BB: 0 P: 13	R: 0 E: 0 K: 1 S: 9	H: 0 LOB: 0 BB: 0 P: 13	1B: 6 2B: 1 3B: 0 HR: 0	SF: 0 SAC: 0 DP: 1 HBP: 0	WP: 0 PB: 0 SB: 2 CS: 0	PA: 31							
<b>PITCHER</b>	IP	WLS	BF	H	R	ER	SO	BB	IBB	HBP	BLK	WP	HR	S	P	ERA	WHIP										
28 David Huff, L (1.1) ERA: 5.98	6.0	L	25	7	2	2	3	2	0	0	0	0	0	65	103	3.00	1.500										
40 Jess Todd, R (7.1) ERA: 9.87	1.0		3	0	0	0	2	0	0	0	0	0	0	8	13	0.00	0.000										
54 Chris Perez, R (8.1) ERA: 4.09	1.0		3	0	0	0	1	0	0	0	0	0	0	9	13	0.00	0.000										

Cleveland Indians @ Oakland Athletics  
Oakland Coliseum, Oakland, CA

AB 29  
R 2  
H 7  
RBI 2  
BB 2  
SO 6  
LOB 18



WP: 0 PA: 31  
PB: 0  
SB: 2  
CS: 0







Batter	1	2	3	4	5	6	7	8	9	AB	R	H	RBI	BB	SO	LOB	TOP					
23 Michael Brantley, L (1, 8) OBP: 0.395, SLG: 0.578										4	0	3	0	1	0	0	<b>Cleveland Indians @ Oakland Athletics</b> Oakland Coliseum, Oakland, CA Sun Sep 20 2009, 1:05 PM PDT Att: 15,430 - Sunny - 74 F					
11 Jamey Carroll, R (1, 4) OBP: 0.359, SLG: 0.354										3	1	0	0	1	0	3						
25 Andy Marte, R (9, FH) OBP: 0.289, SLG: 0.392										1	0	0	0	0	1	2						
13 Adrúbal Cabrera, S (1, 6) OBP: 0.360, SLG: 0.439										5	0	2	1	0	0	3						
17 Shin-Soo Choo, L (1, 9) OBP: 0.394, SLG: 0.476										3	1	0	1	1	0	4						
2 Jhonny Peralta, R (1, 5) OBP: 0.327, SLG: 0.391										3	1	0	0	1	1	2						
48 Travis Hafner, L (1, 10) OBP: 0.349, SLG: 0.468										4	0	1	1	0	1	1						
7 Matt LaPorta, R (1, 3) OBP: 0.303, SLG: 0.451										4	0	1	0	0	0	2						
4 Trevor Crowe, S (1, 7) OBP: 0.288, SLG: 0.345										4	0	1	1	0	1	2						
16 Wyatt Teregas, R (1, 2) OBP: 0.344, SLG: 0.190										3	1	0	0	1	1	1						
<b>Inning Stats</b>	R: 0 E: 0 K: 0 S: 13	H: 1 LOB: 1 BB: 0 P: 17	R: 0 E: 0 K: 1 S: 13	H: 1 LOB: 1 BB: 0 P: 20	R: 0 E: 0 K: 1 S: 12	H: 1 LOB: 1 BB: 0 P: 20	R: 1 E: 0 K: 0 S: 11	H: 1 LOB: 1 BB: 1 P: 18	R: 0 E: 0 K: 0 S: 8	H: 1 LOB: 2 BB: 1 P: 15	R: 1 E: 0 K: 0 S: 14	H: 1 LOB: 1 BB: 1 P: 26	R: 1 E: 0 K: 0 S: 6	H: 1 LOB: 1 BB: 1 P: 13	R: 0 E: 0 K: 2 S: 11	H: 0 LOB: 0 BB: 0 P: 16	R: 1 E: 1 K: 1 S: 15	H: 1 LOB: 1 BB: 1 P: 27	1B: 4 2B: 3 3B: 1 HR: 0	SF: 1 SAC: 0 DP: 0 HBP: 0	WP: 0 PB: 0 SB: 1 CS: 0	PA: 40
<b>PITCHER</b>	IP WLS BF H R ER SO BB IBB HBP BLK WP HR S P ERA WHIP																					
30 Dana Eveland, L (1, 1) ERA: 6.5	5.0 W 22 5 1 1 2 2 0 0 0 0 0 0 57 90 1.80 1.400																					
13 Jerry Blevins, L (6, 1) ERA: 5.65	2.0 10 2 2 2 0 2 0 0 0 0 0 0 20 39 9.00 2.000																					
44 Jon Meloan, R (8, 1) ERA:	2.0 8 1 1 0 3 1 0 0 0 0 0 0 26 43 0.00 1.000																					

Batter	1	2	3	4	5	6	7	8	9	AB	R	H	RBI	BB	SO	LOB	BOTTOM			
29 Adam Kennedy, L (1, 5) OBP: 0.351, SLG: 0.416										5	1	3	3	0	0	0	<b>Cleveland Indians @ Oakland Athletics</b> Oakland Coliseum, Oakland, CA Sun Sep 20 2009, 1:05 PM PDT Att: 15,430 - Sunny - 74 F			
11 Rajai Davis, R (1, 8) OBP: 0.377, SLG: 0.431										5	2	2	1	0	0	1				
Ryan Sweeney, L (1, 9) OBP: 0.344, SLG: 0.404										5	0	2	2	0	0	2				
8 Kurt Suzuki, R (1, 2) OBP: 0.308, SLG: 0.412										4	1	0	0	0	2	5				
32 Jack Cust, L (1, 10) OBP: 0.356, SLG: 0.407										4	1	2	0	0	1	0				
1 Eric Patterson, L (7, PR) OBP: 0.262, SLG: 0.278										0	1	0	0	0	0	0				
25 Matt Carson, R (8, FH) OBP: 0.375, SLG: 0.375										1	0	1	1	0	0	0				
14 Mark Ellis, R (1, 4) OBP: 0.313, SLG: 0.416										5	1	1	0	0	0	3				
10 Daric Barton, L (1, 3) OBP: 0.362, SLG: 0.402										2	0	1	1	1	0	0				
12 Scott Hairston, R (1, 7) OBP: 0.307, SLG: 0.457										3	2	2	1	0	0	0				
2 Cliff Pennington, S (1, 6) OBP: 0.356, SLG: 0.442										4	2	1	1	0	2	3				
<b>Inning Stats</b>	R: 0 E: 0 K: 0 S: 7	H: 5 LOB: 2 BB: 0 P: 9	R: 5 E: 1 K: 0 S: 23	H: 5 LOB: 2 BB: 0 P: 37	R: 0 E: 0 K: 0 S: 9	H: 0 LOB: 0 BB: 0 P: 13	R: 0 E: 0 K: 1 S: 8	H: 1 LOB: 1 BB: 0 P: 12	R: 0 E: 0 K: 1 S: 6	H: 0 LOB: 0 BB: 0 P: 8	R: 4 E: 0 K: 1 S: 17	H: 5 LOB: 1 BB: 1 P: 27	R: 1 E: 0 K: 1 S: 12	H: 2 LOB: 1 BB: 0 P: 18	R: 1 E: 1 K: 1 S: 17	H: 2 LOB: 2 BB: 0 P: 23	1B: 10 2B: 4 3B: 0 HR: 1	SF: 2 SAC: 0 DP: 0 HBP: 1	WP: 0 PB: 0 SB: 0 CS: 0	PA: 42
<b>PITCHER</b>	IP WLS BF H R ER SO BB IBB HBP BLK WP HR S P ERA WHIP																			
55 Roberto Hernandez, R (1, 1) ERA: 6.81	5.2 L 29 10 9 7 2 1 0 0 0 0 0 0 18 26 6.75 2.250																			
49 Tony Sipp, L (6, 1) ERA: 3.25	1.1 7 3 1 1 2 0 0 0 0 0 0 0 20 39 9.00 2.000																			
20 Mike Gosling, L (8, 1) ERA: 4.58	1.0 6 2 1 0 1 0 0 0 0 0 0 0 26 43 0.00 1.000																			



Batter	1	2	3	4	5	6	7	8	9	AB	R	H	RBI	BB	SO	LOB	TOP				
25 Ryan Raburn, R (1,7) OBP: 0.345, SLG: 0.517										3	1	2	1	2	1	2					
14 Placido Polanco, R (1,4) OBP: 0.329, SLG: 0.404										4	1	1	0	1	0	3					
30 Magglio Ordonez, R (1,9) OBP: 0.365, SLG: 0.490										3	0	3	0	1	0	0					
34 Clete Thomas, L (8, PR) OBP: 0.330, SLG: 0.392										1	1	0	0	0	0	2					
24 Miguel Cabrera, R (1,3) OBP: 0.400, SLG: 0.551										4	0	1	1	0	0	5					
33 Marcus Thames, R (1,10) OBP: 0.312, SLG: 0.458										3	0	0	1	0	0	3					
15 Brandon Inge, R (1,5) OBP: 0.322, SLG: 0.419										3	0	0	0	1	1	2					
28 Curtis Granderson, L (1,8) OBP: 0.330, SLG: 0.450										4	0	1	0	0	0	3					
12 Gerald Laird, R (1,2) OBP: 0.308, SLG: 0.328										2	0	0	0	2	0	1					
4 Adam Everett, R (1,6) OBP: 0.287, SLG: 0.325										4	0	0	0	0	0	3					
<b>Inning Stats</b>	R: 0 H: 2 E: 0 K: 0 S: 7	WLS: 2 BF: 0 P: 11	H: 0 R: 0 ER: 0 K: 0 S: 6	LOB: 0 BB: 1 P: 13	R: 1 H: 2 E: 0 K: 0 S: 12	LOB: 1 BB: 0 P: 20	R: 0 H: 0 E: 0 K: 0 S: 5	LOB: 0 BB: 0 P: 7	R: 0 H: 0 E: 0 K: 0 S: 8	LOB: 1 BB: 1 P: 16	R: 0 H: 2 E: 0 K: 0 S: 8	LOB: 1 BB: 0 P: 14	R: 0 H: 1 E: 0 K: 1 S: 8	LOB: 2 BB: 1 P: 16	R: 2 H: 1 E: 0 K: 1 S: 11	LOB: 2 BB: 23	R: 0 H: 0 E: 0 K: 0 S: 7	LOB: 2 BB: 19	1B: 5 2B: 2 3B: 0 HR: 1	SF: 1 SAC: 0 DP: 2 HBP: 0	WP: 0 PA: 40
<b>PITCHER</b>	IP: 6.2 WLS: L BF: 27 H: 7 R: 1 ER: 1 SO: 0 BB: 3 IBB: 0 HBP: 0 BLK: 0 WP: 0 HR: 1 S: 51 P: 94 ERA: 1.35 WHIP: 1.500	IP: 1.0 WLS: H BF: 6 H: 1 R: 2 ER: 2 SO: 2 BB: 0 IBB: 0 HBP: 0 BLK: 0 WP: 0 HR: 0 S: 13 P: 25 ERA: 18.00 WHIP: 3.000	IP: 1.1 WLS: S BF: 6 H: 0 R: 0 ER: 0 SO: 0 BB: 2 IBB: 0 HBP: 0 BLK: 0 WP: 0 HR: 0 S: 8 P: 20 ERA: 0.00 WHIP: 1.500											IP: 6.2 WLS: L BF: 27 H: 7 R: 1 ER: 1 SO: 0 BB: 3 IBB: 0 HBP: 0 BLK: 0 WP: 0 HR: 1 S: 51 P: 94 ERA: 1.35 WHIP: 1.500	IP: 1.0 WLS: H BF: 6 H: 1 R: 2 ER: 2 SO: 2 BB: 0 IBB: 0 HBP: 0 BLK: 0 WP: 0 HR: 0 S: 13 P: 25 ERA: 18.00 WHIP: 3.000	IP: 1.1 WLS: S BF: 6 H: 0 R: 0 ER: 0 SO: 0 BB: 2 IBB: 0 HBP: 0 BLK: 0 WP: 0 HR: 0 S: 8 P: 20 ERA: 0.00 WHIP: 1.500					

Detroit Tigers @ Cleveland Indians  
Progressive Field, Cleveland, OH  
Tue Sep 22 2009, 7:05 PM EDT  
Att: 23,217 - Cloudy - 74 F

AB 31  
R 3  
H 8  
RBI 3  
BB 7  
SO 2  
LOB 24



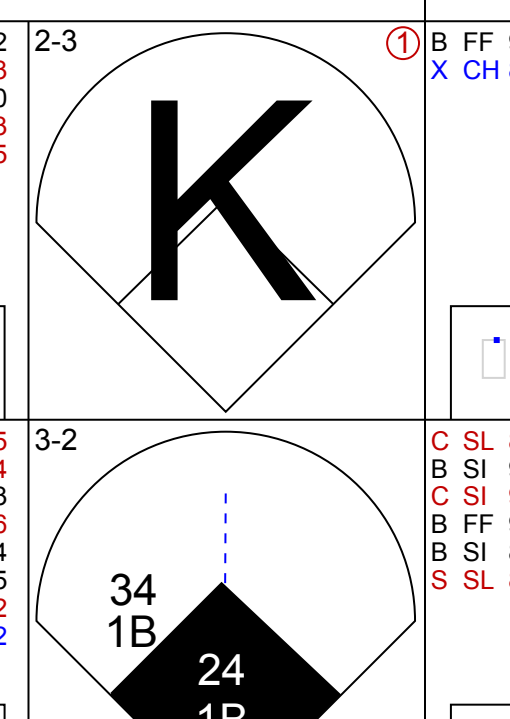
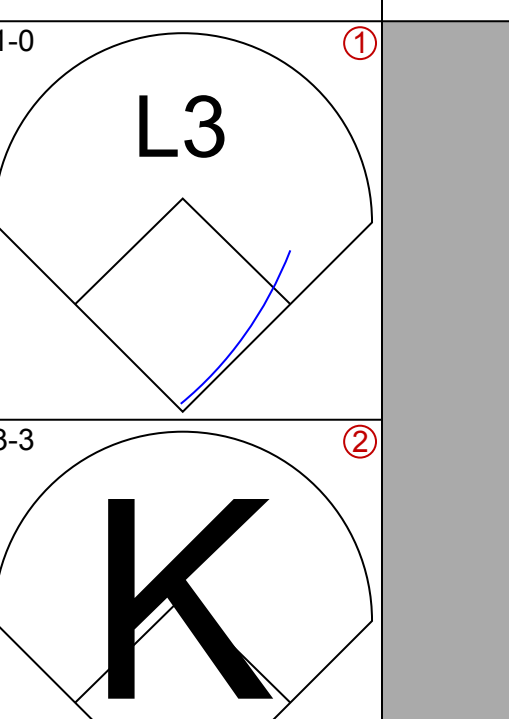
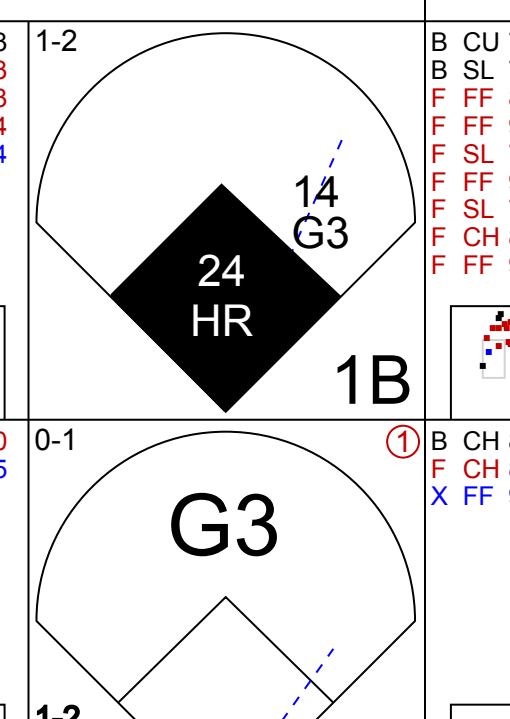
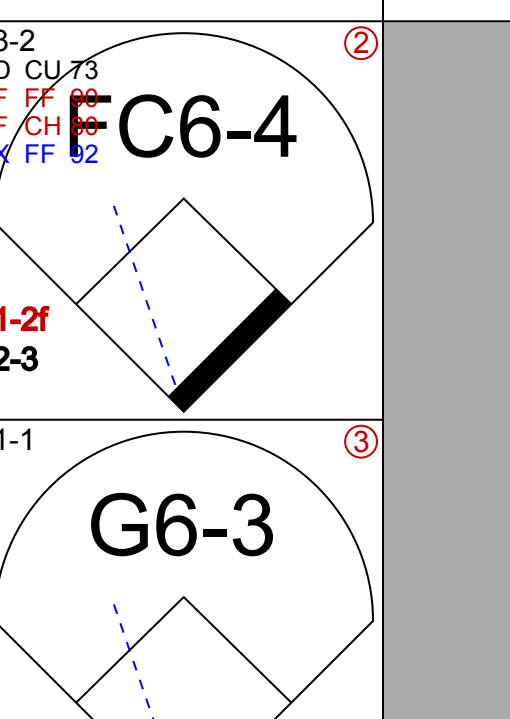
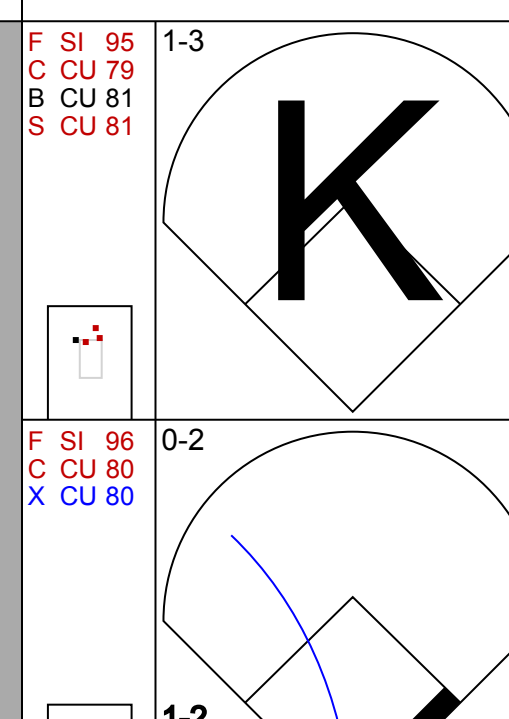
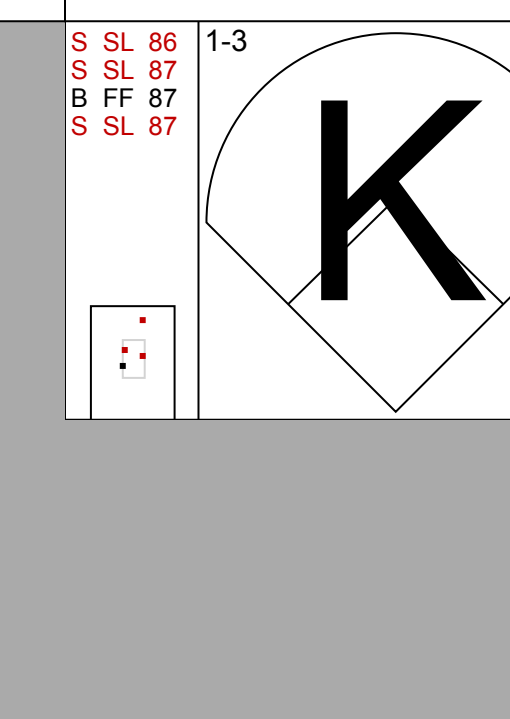
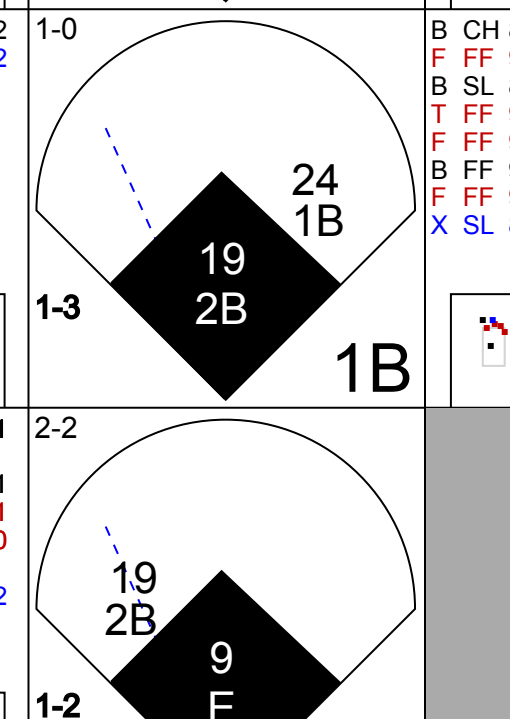
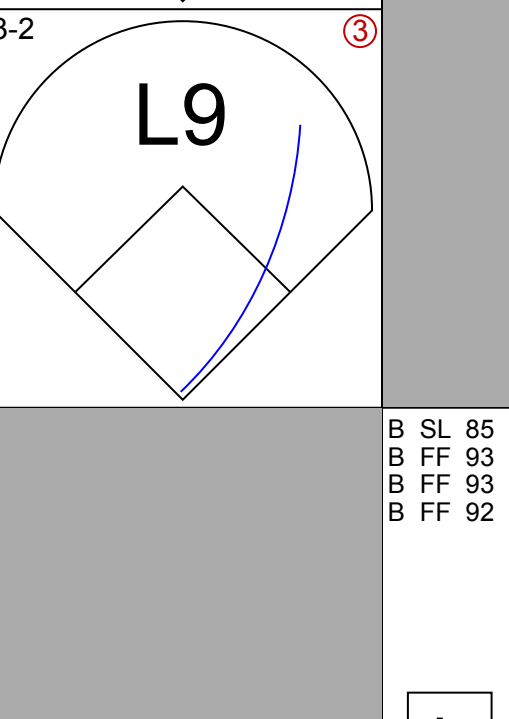
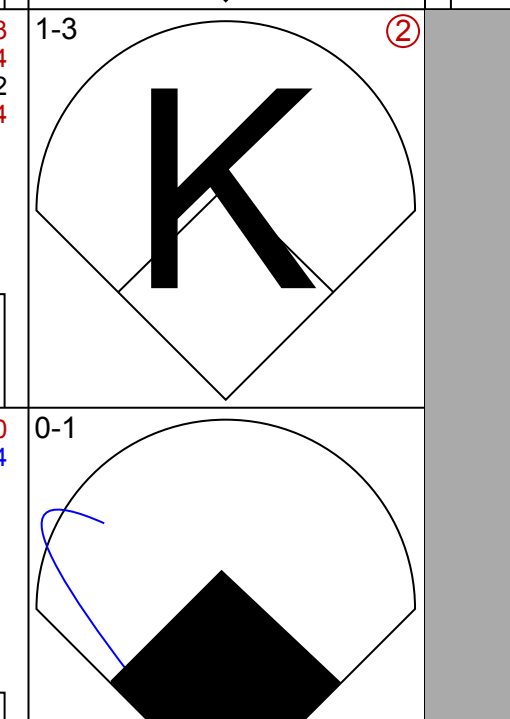

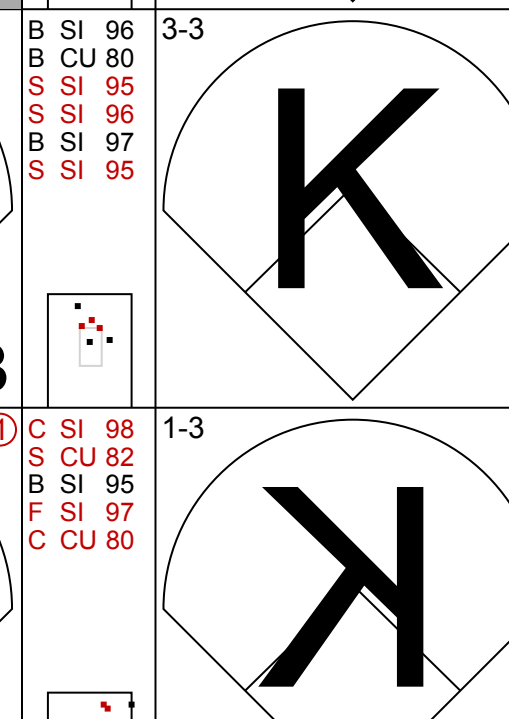
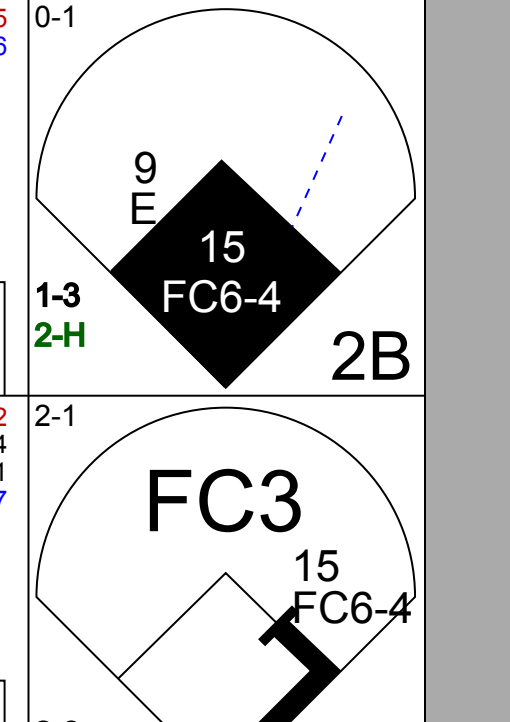
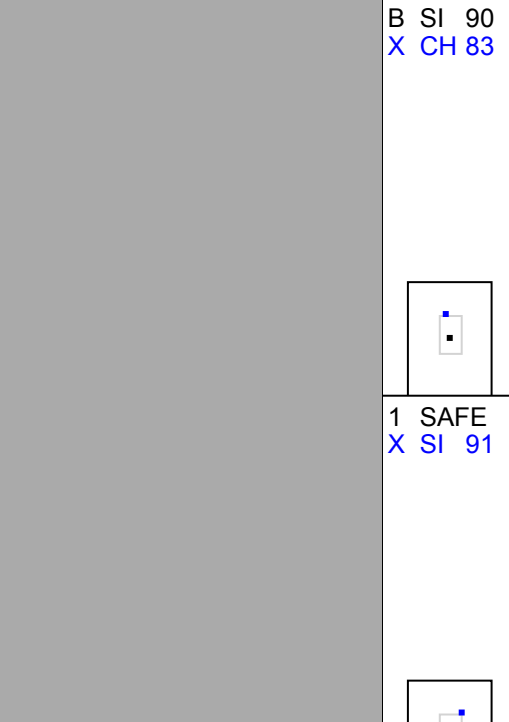
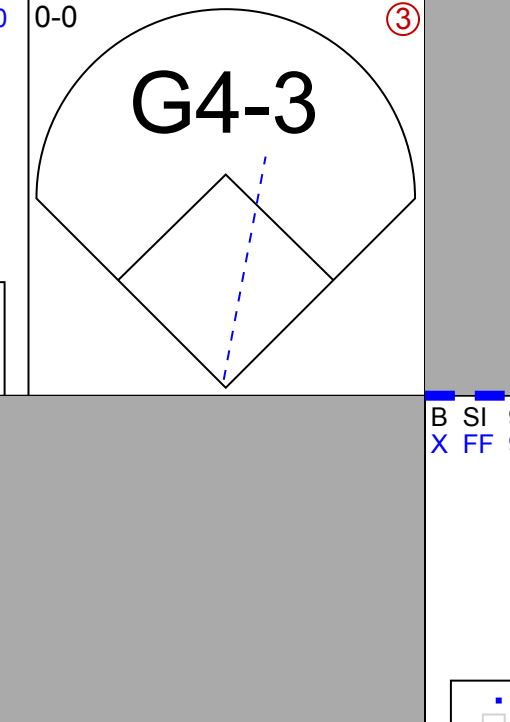
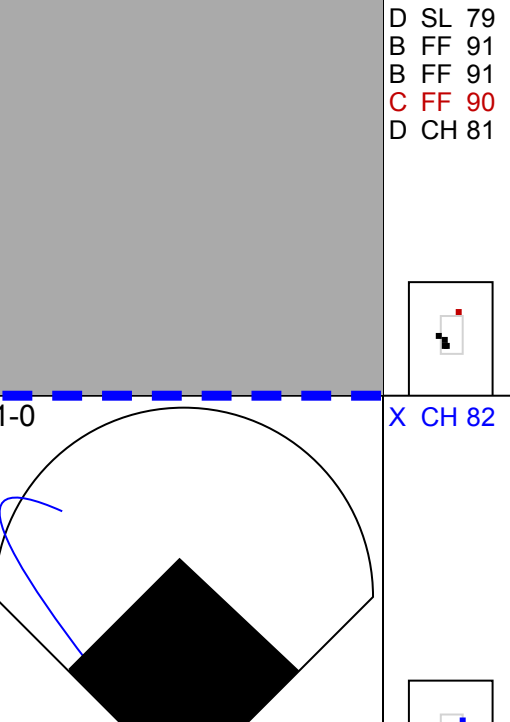

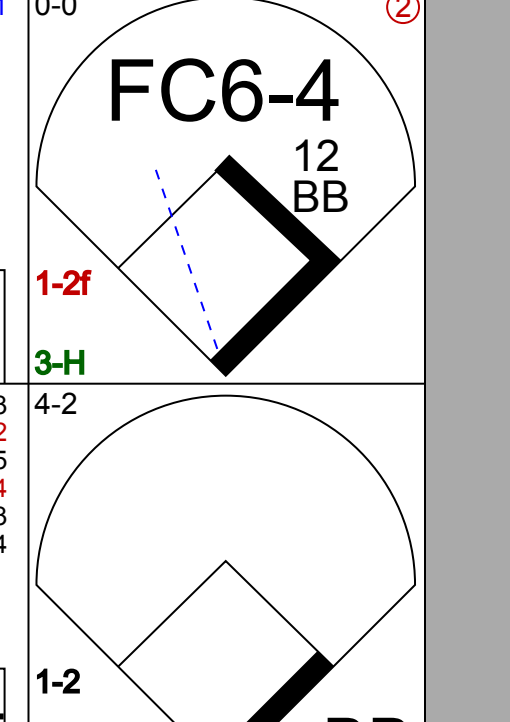
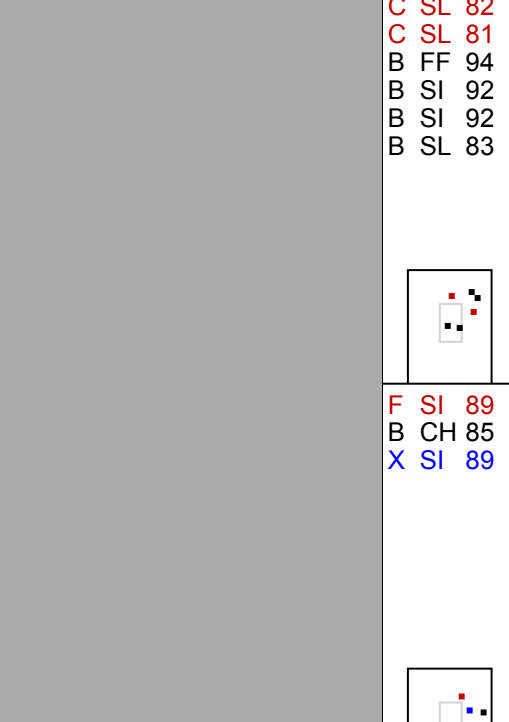
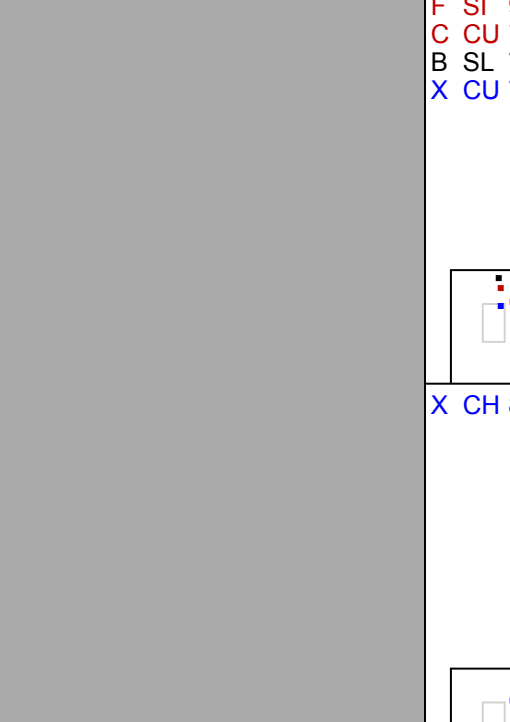
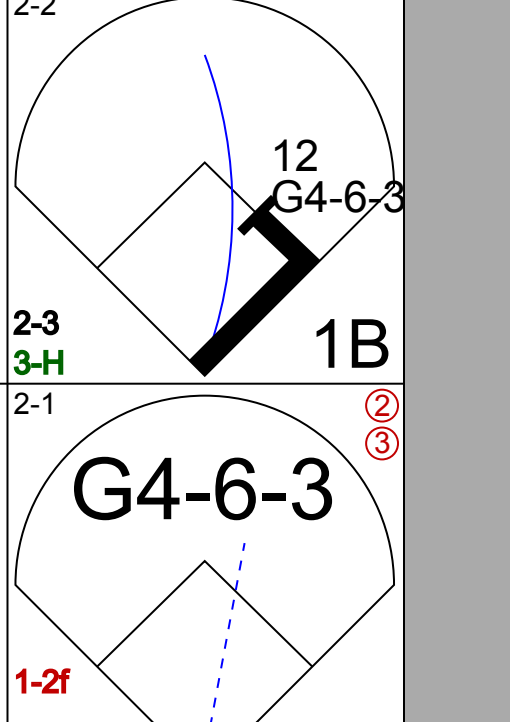
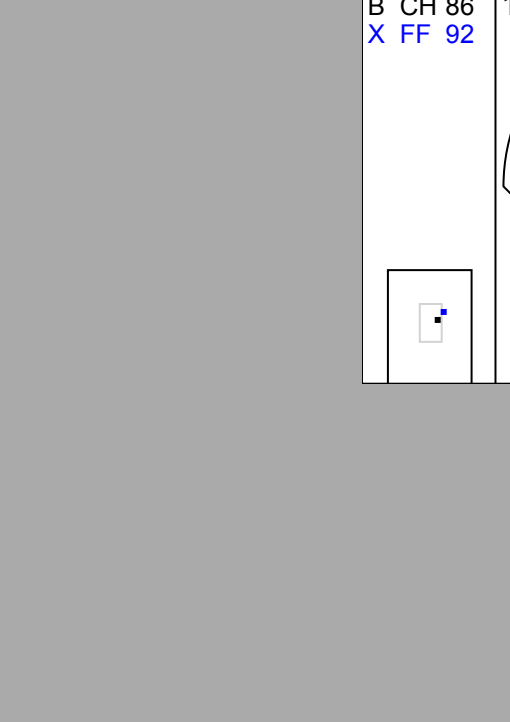
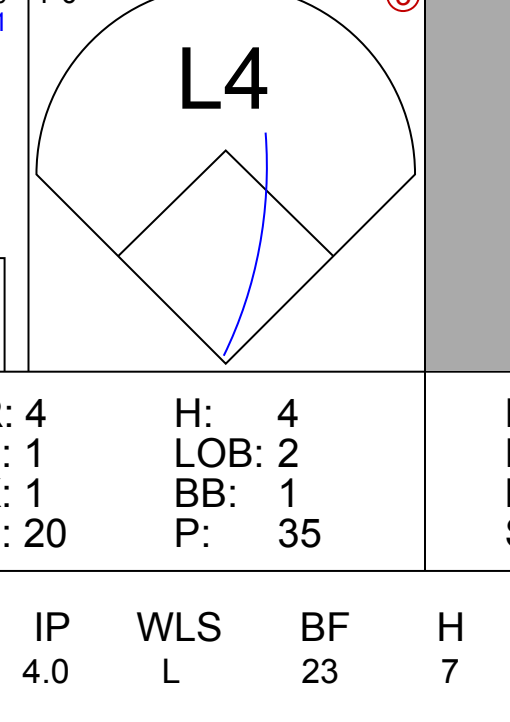
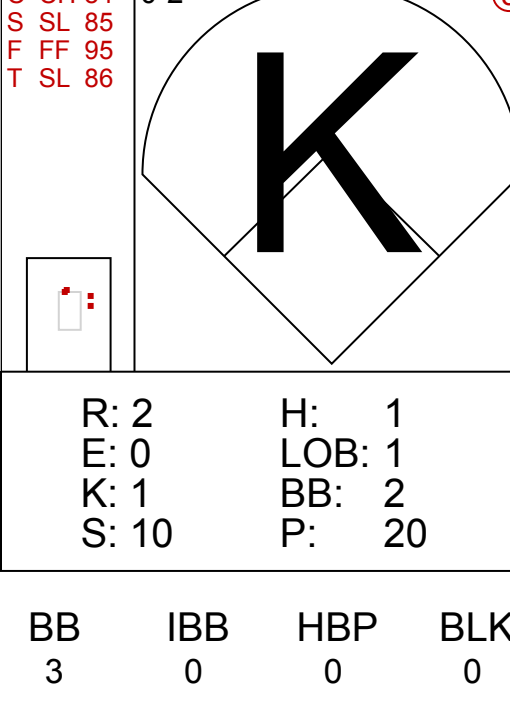
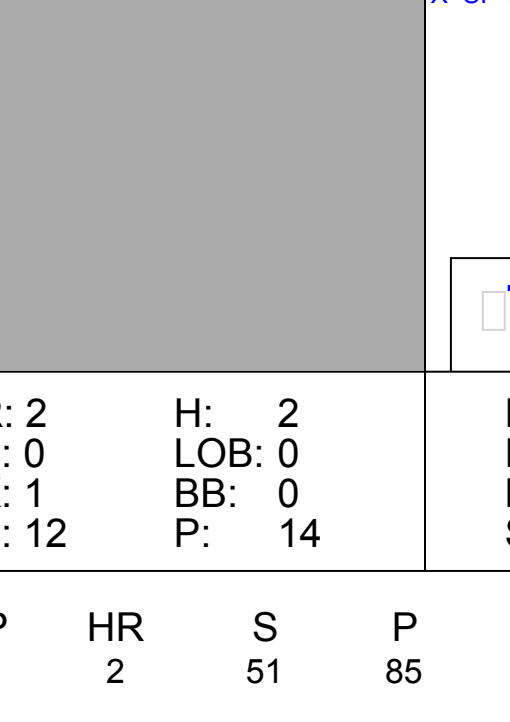
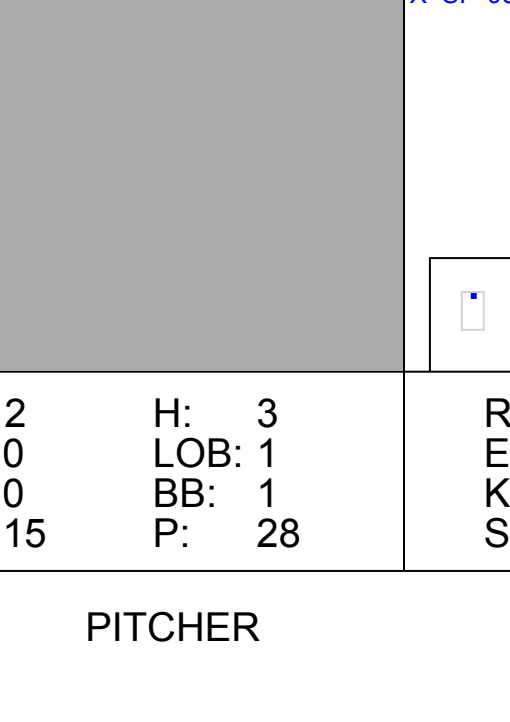
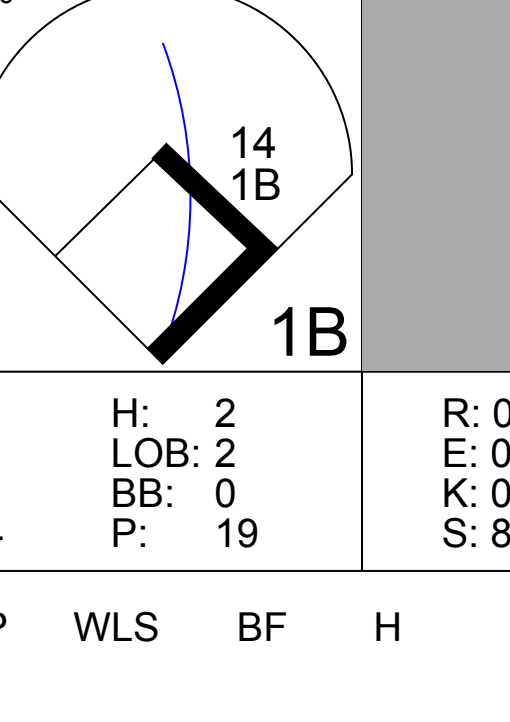
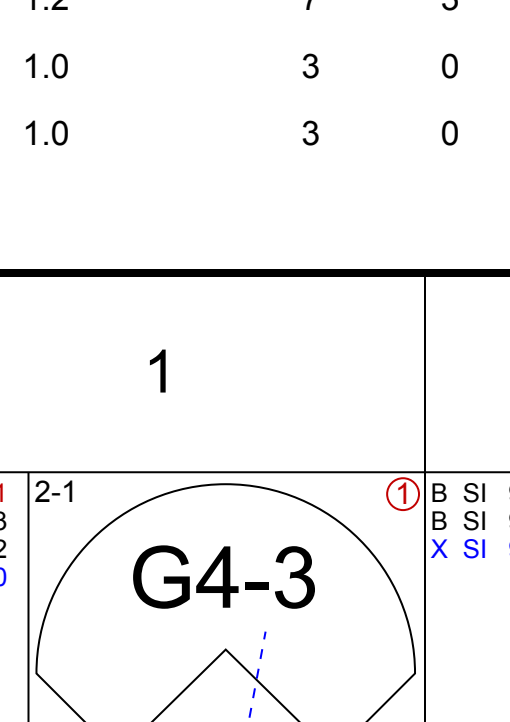
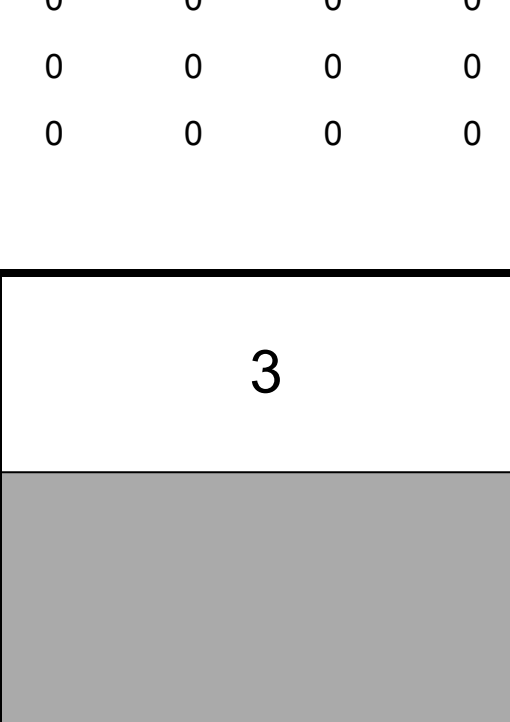
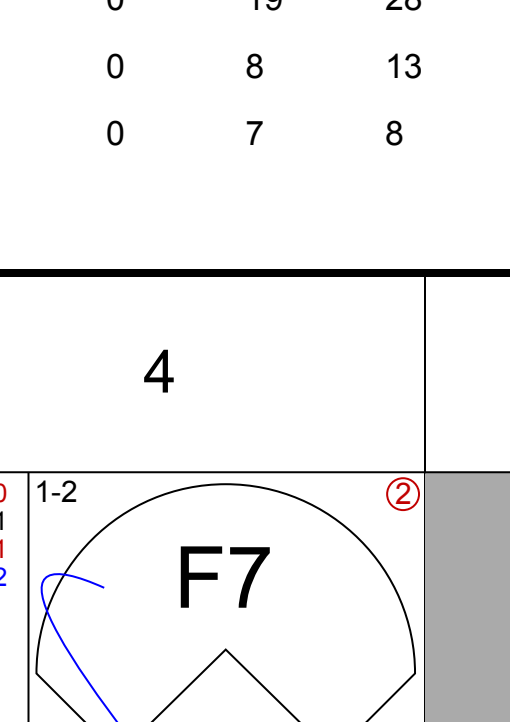
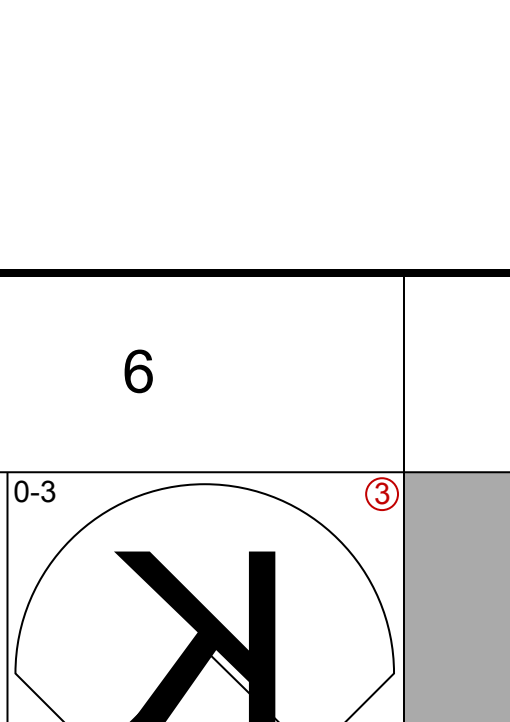
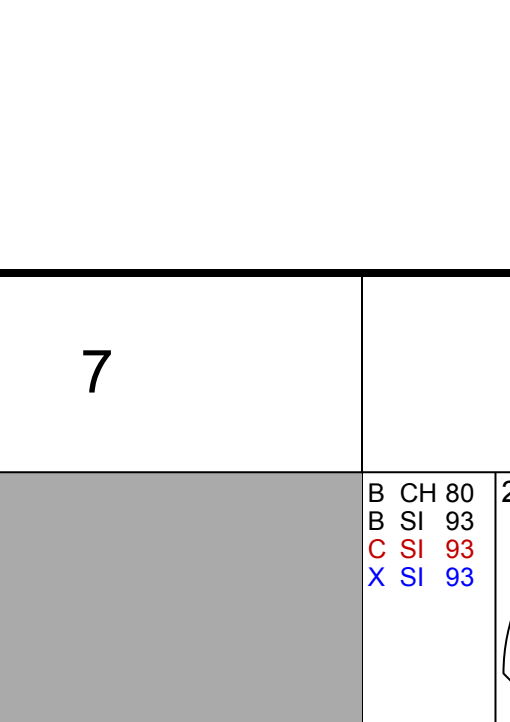
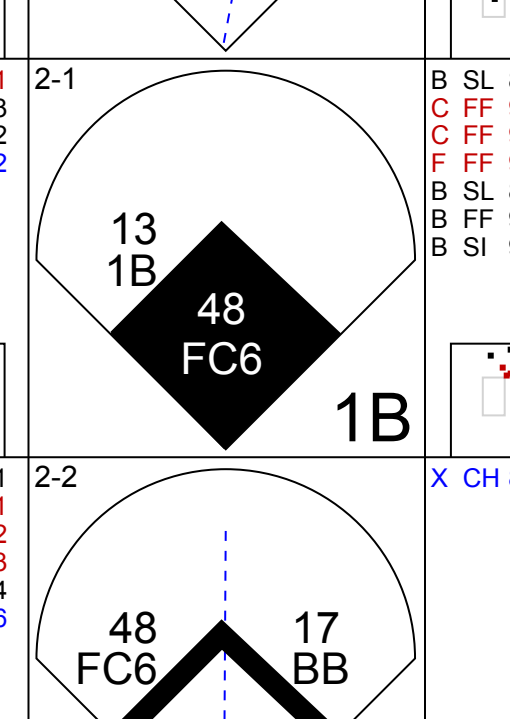

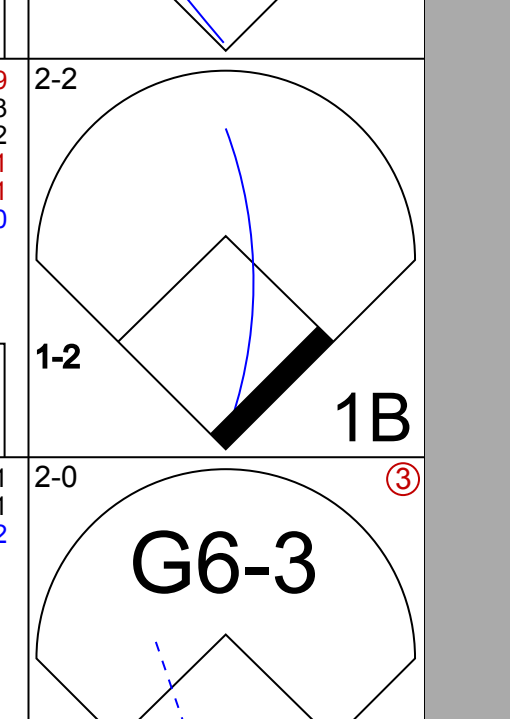
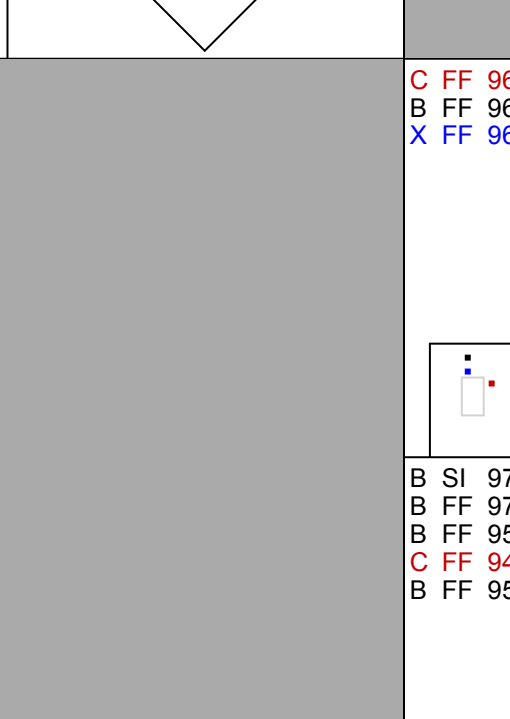
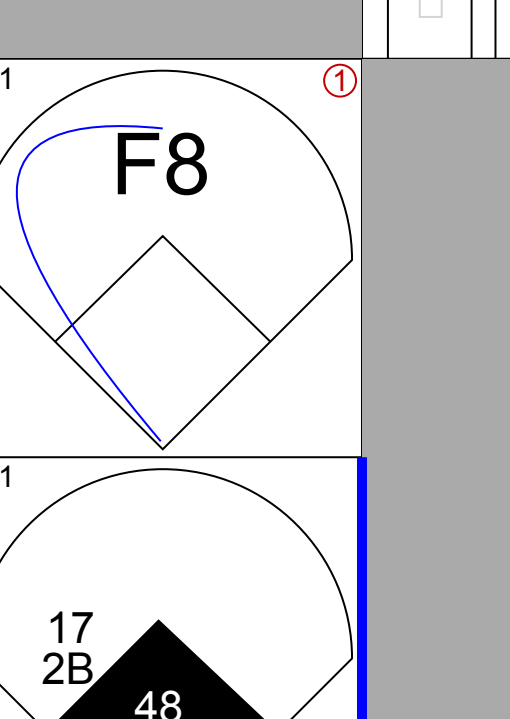
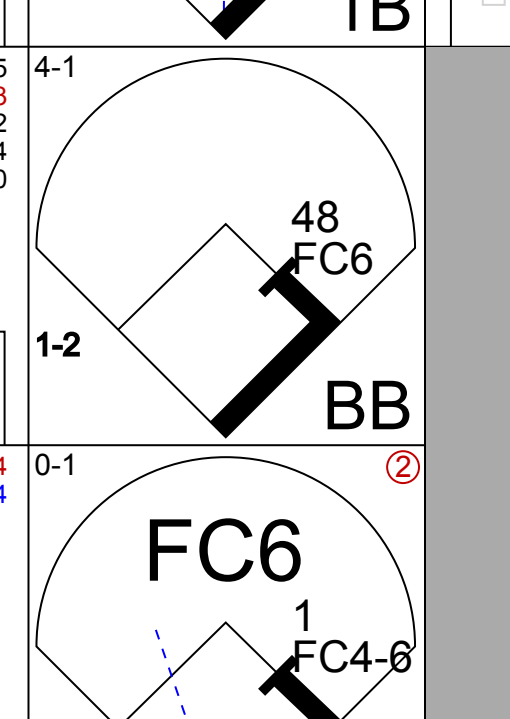
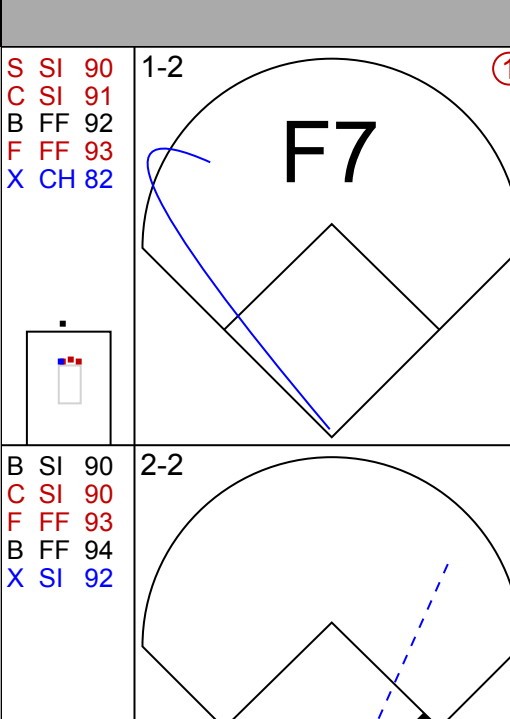
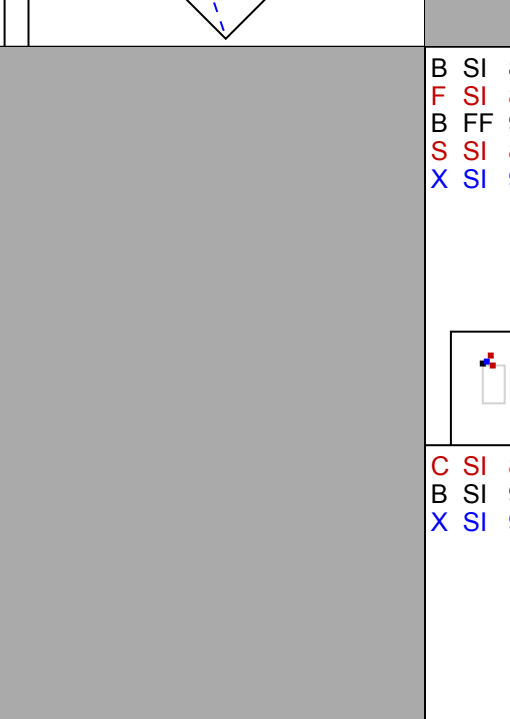
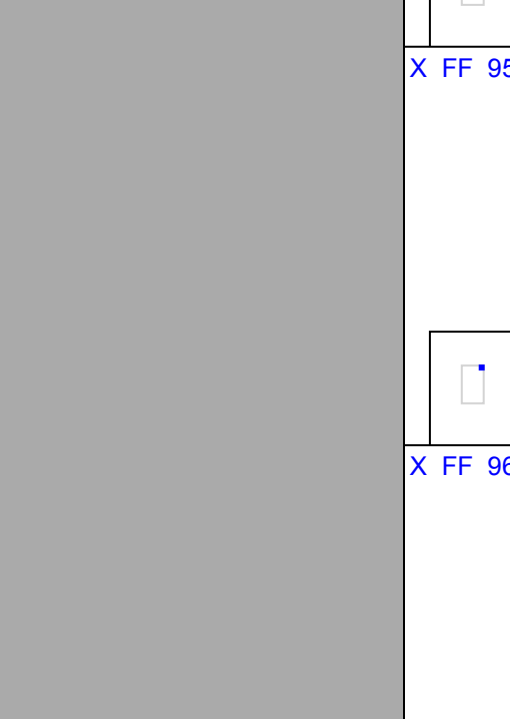
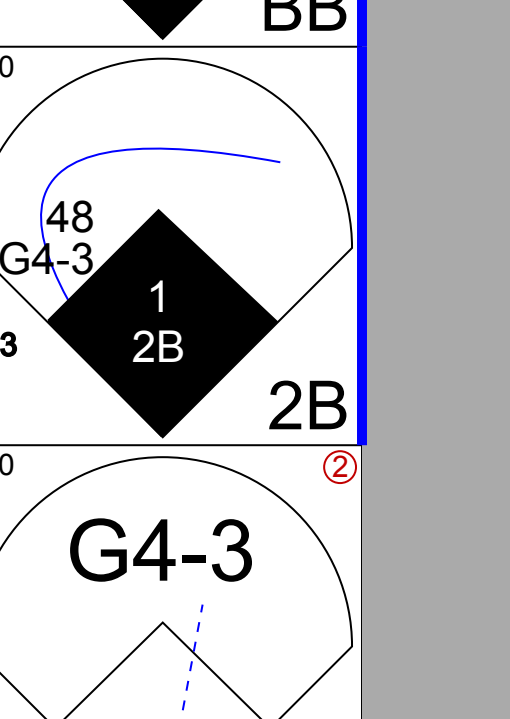
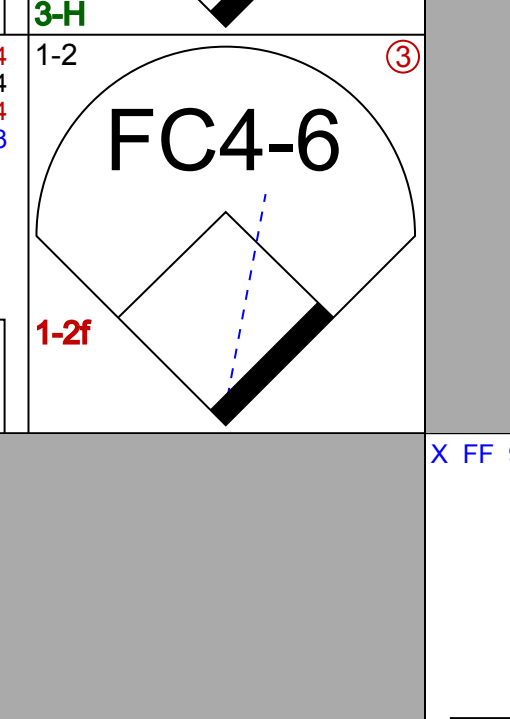
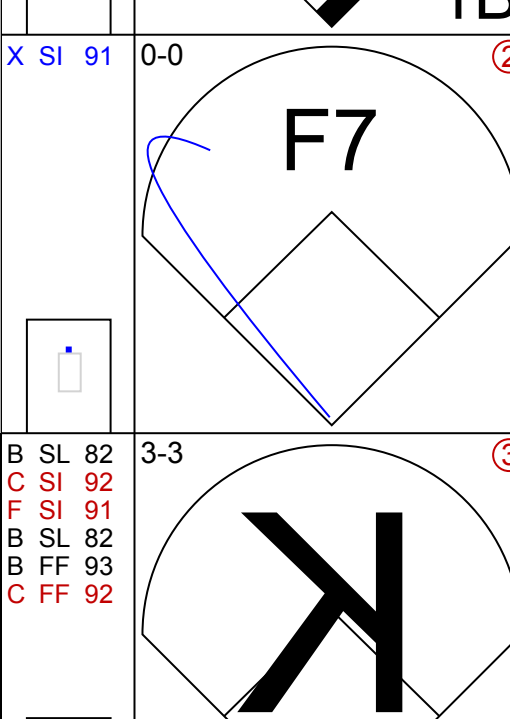

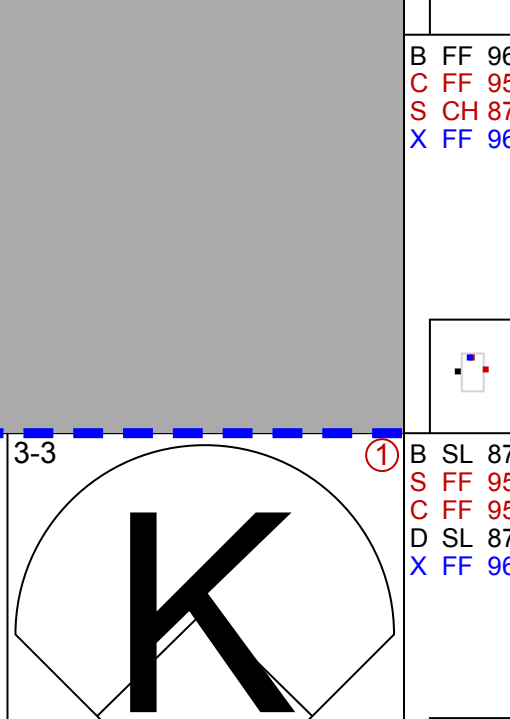
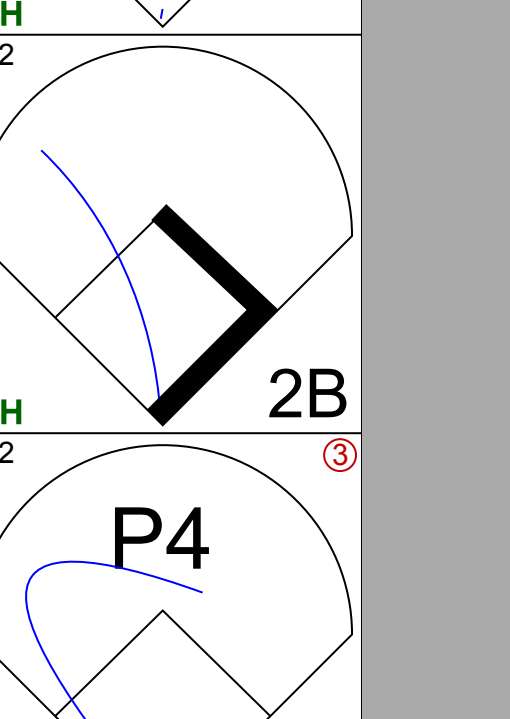
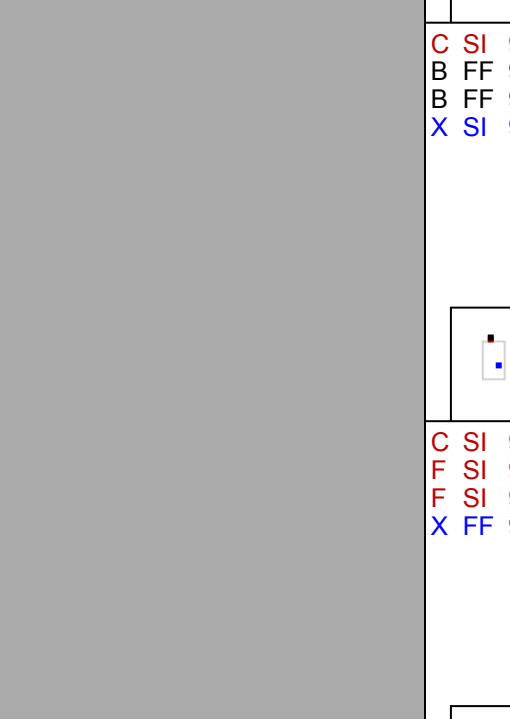

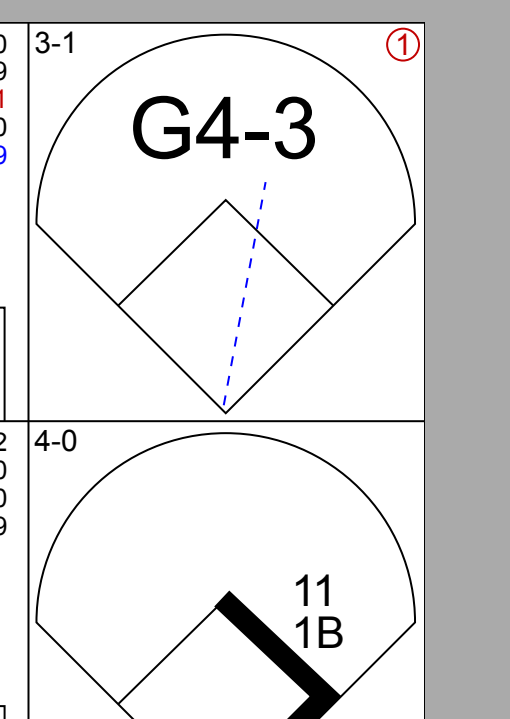
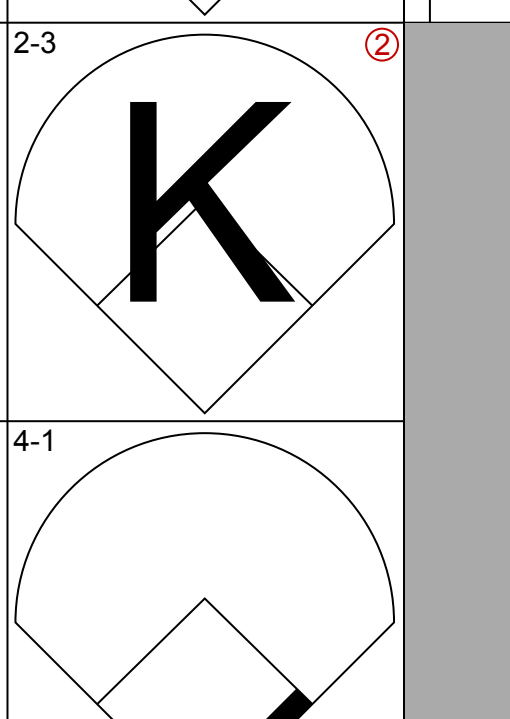
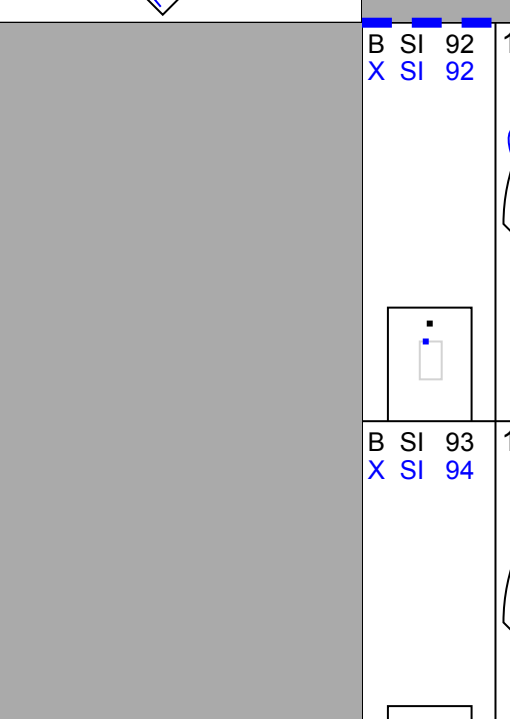
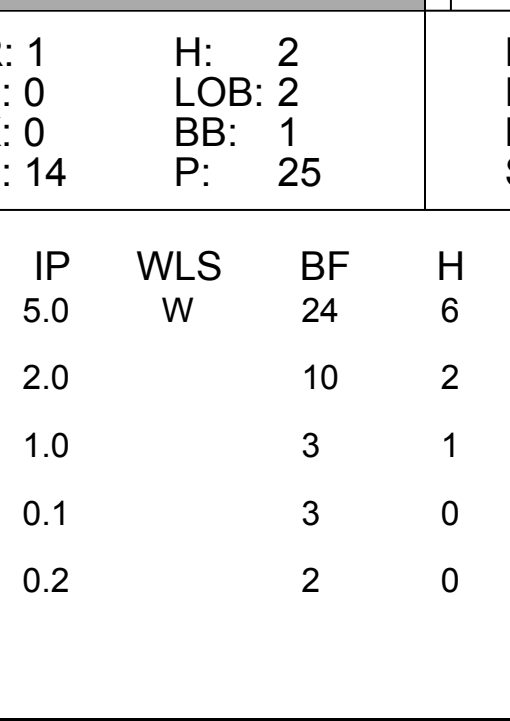
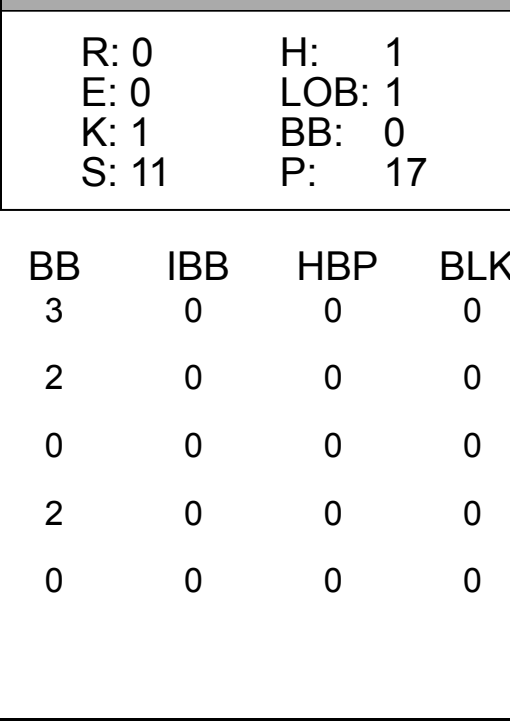
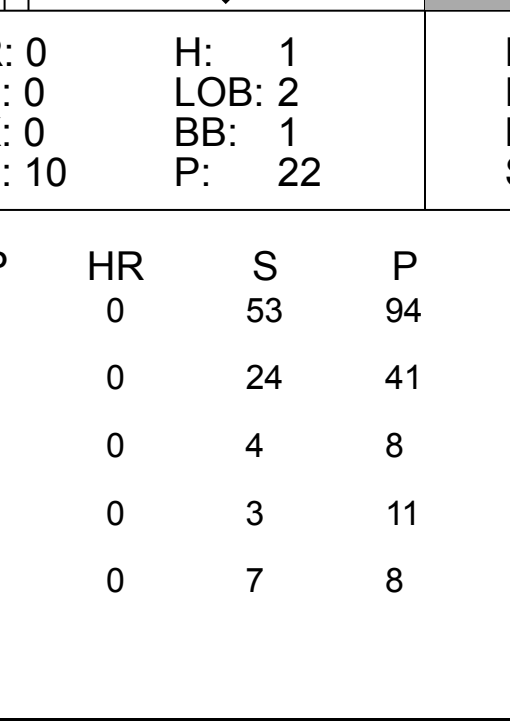
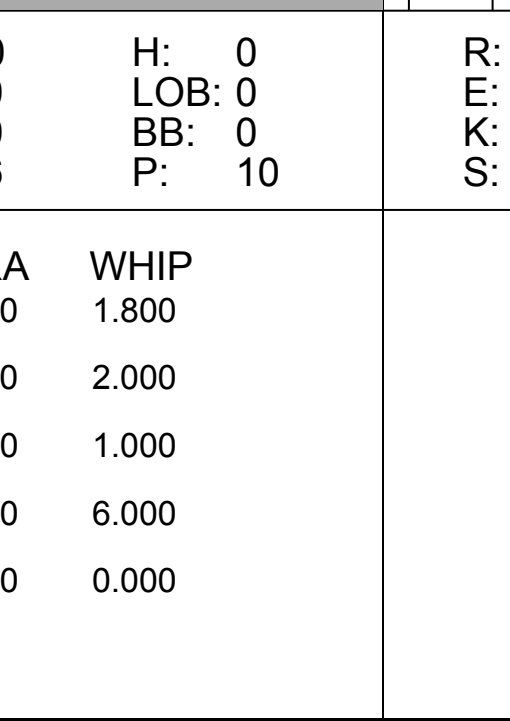
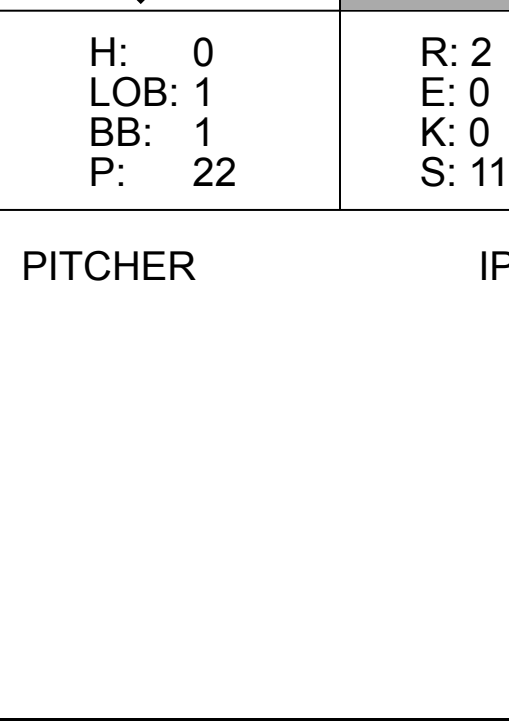
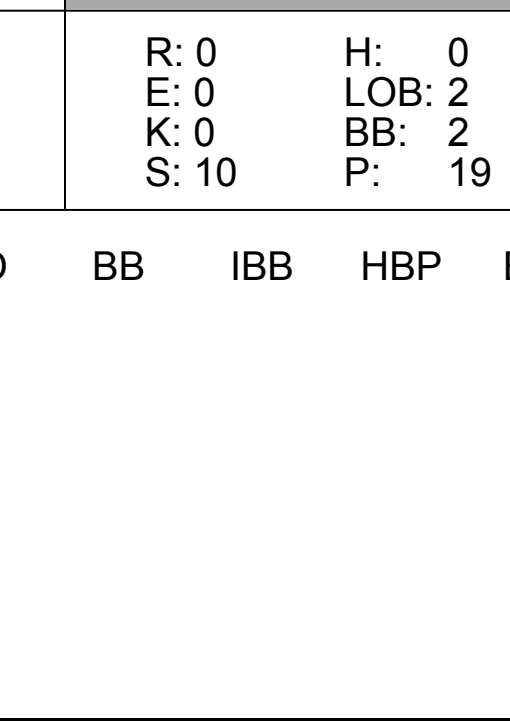
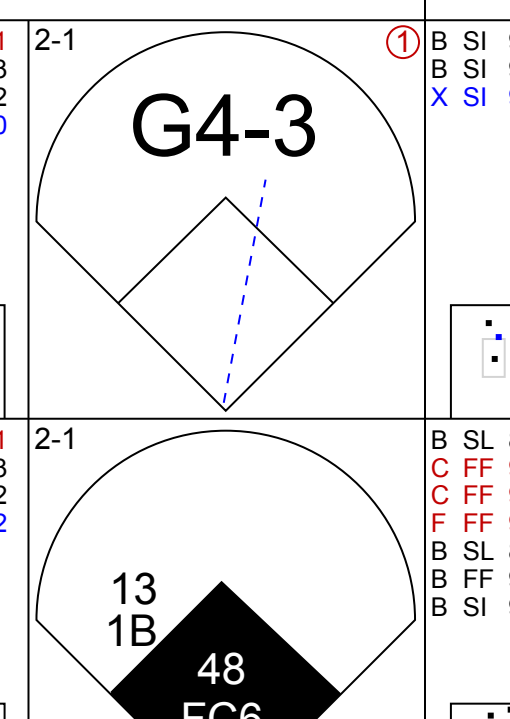
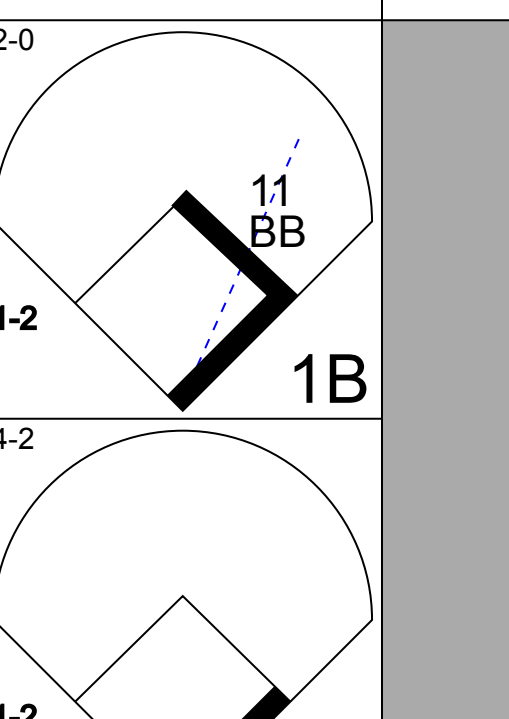
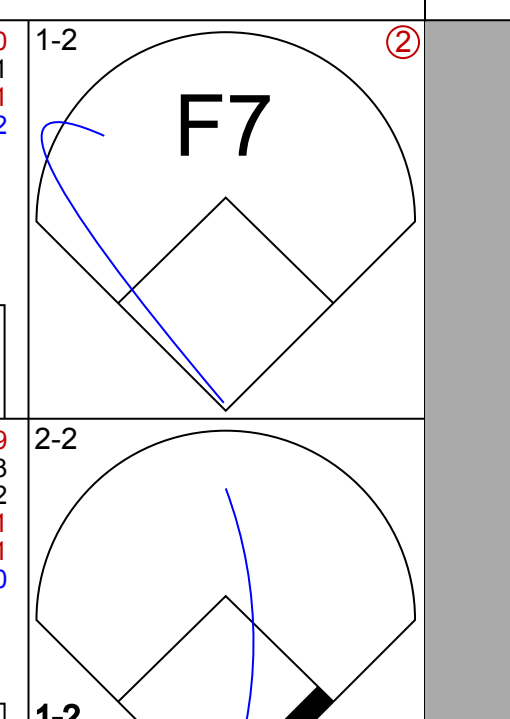
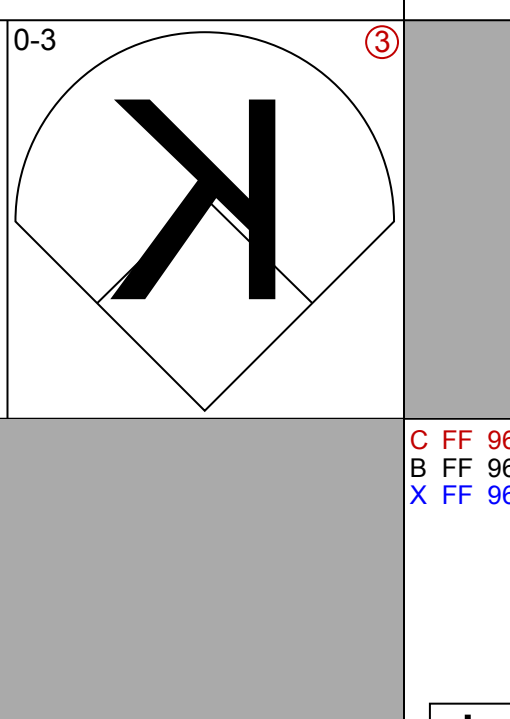
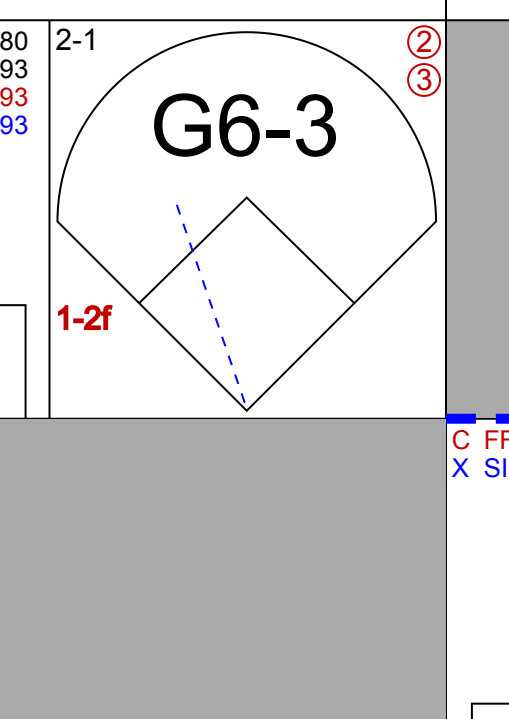
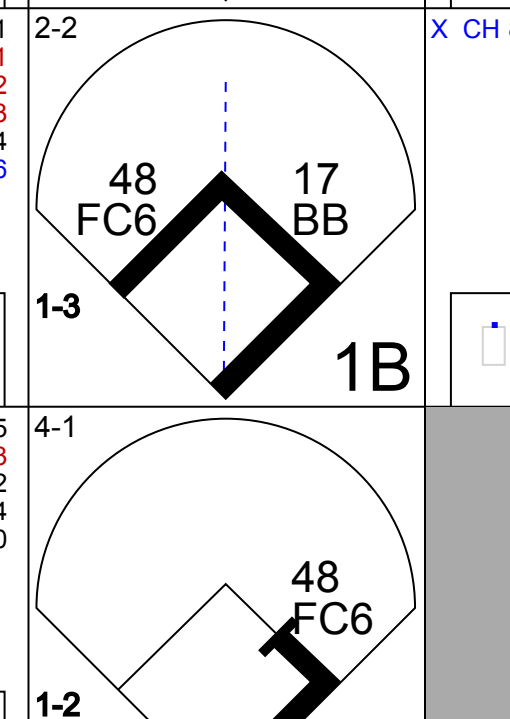
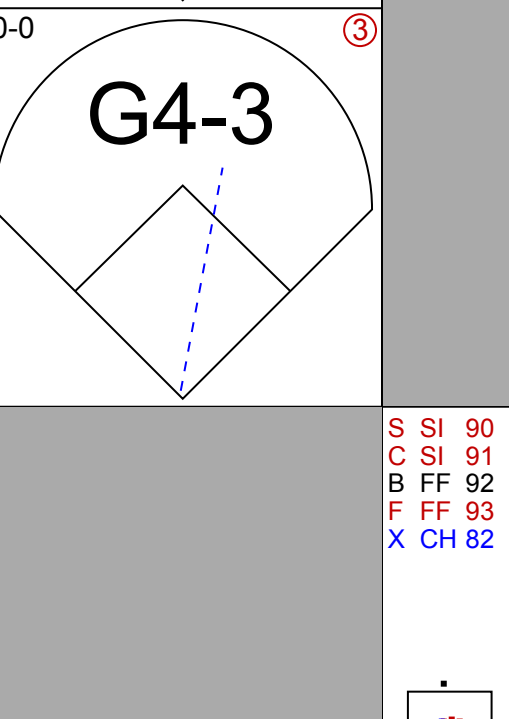
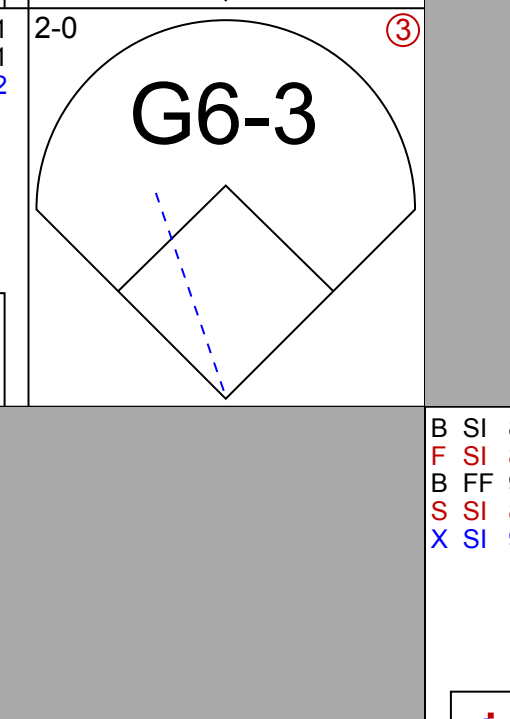
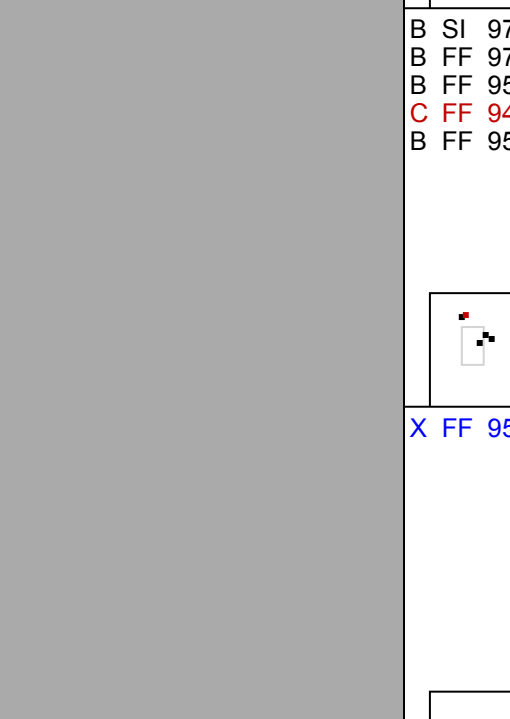

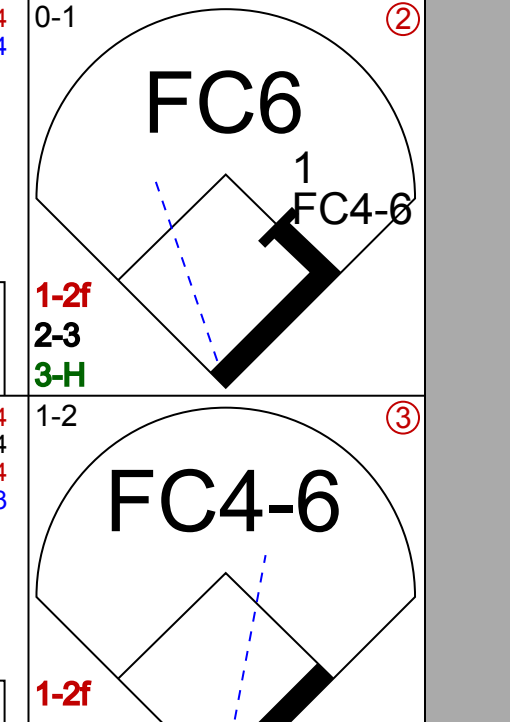
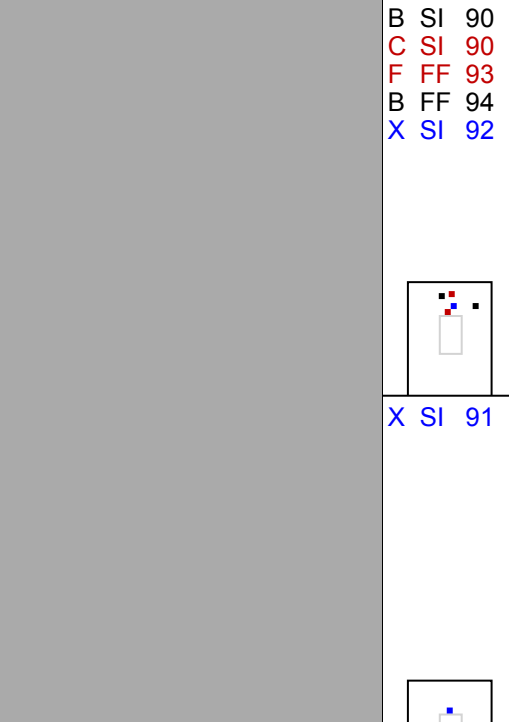
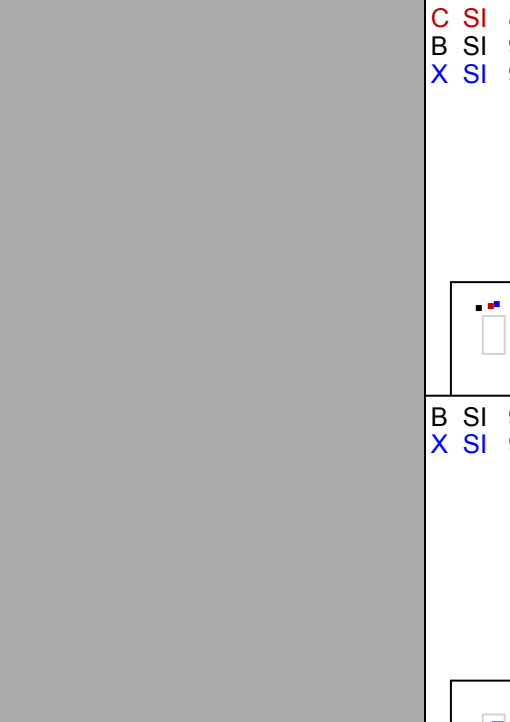

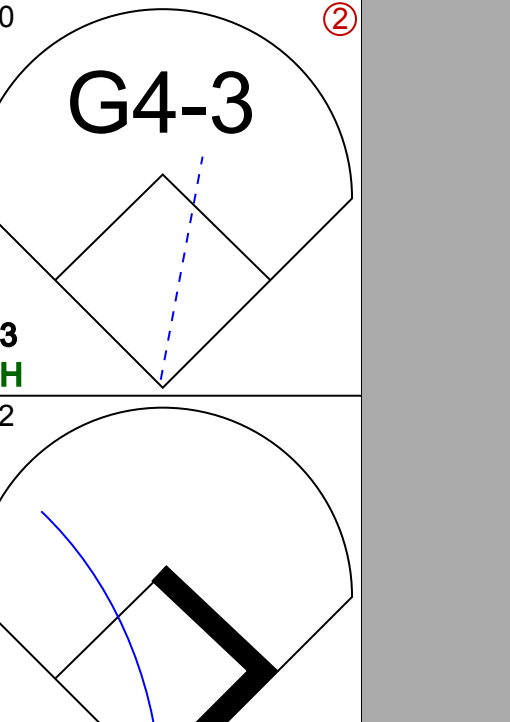
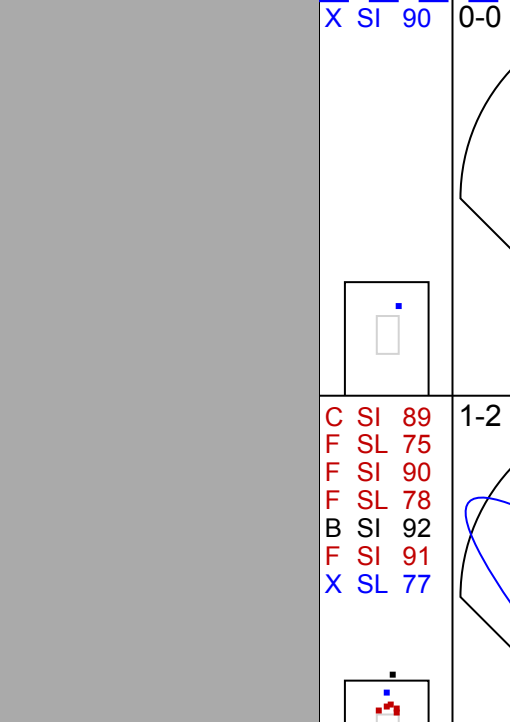
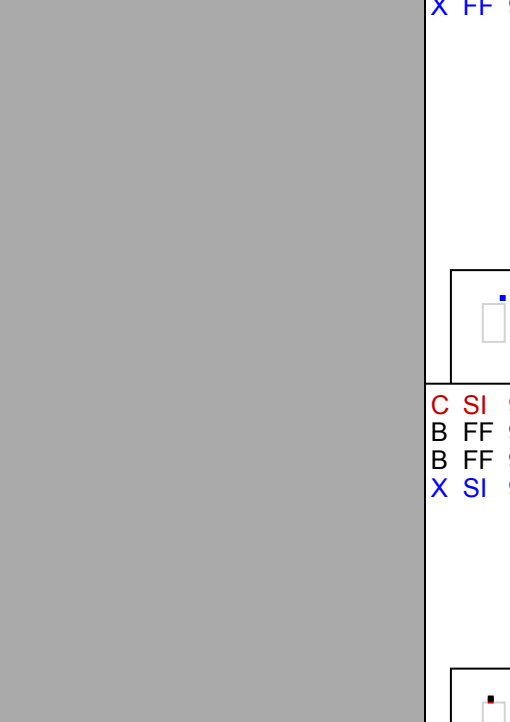
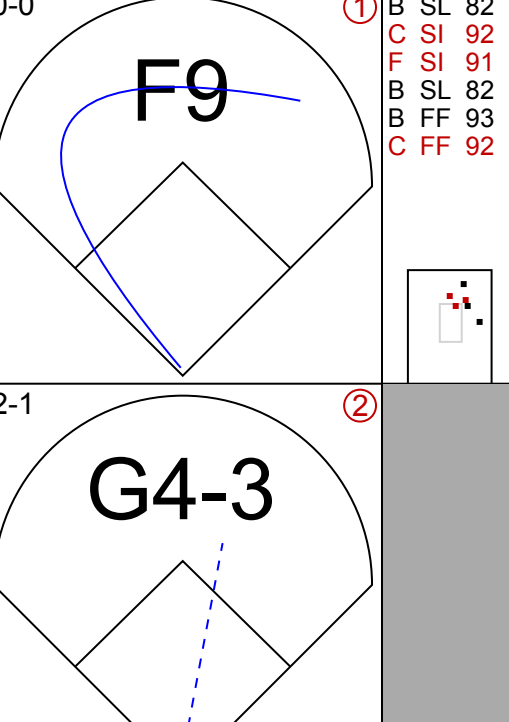
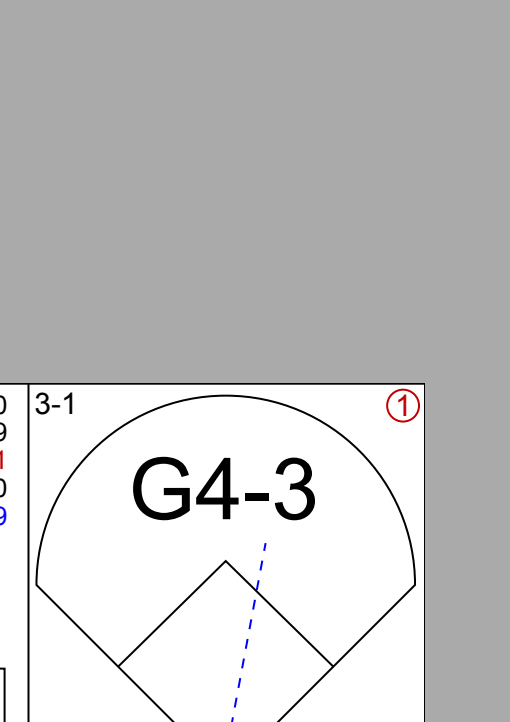
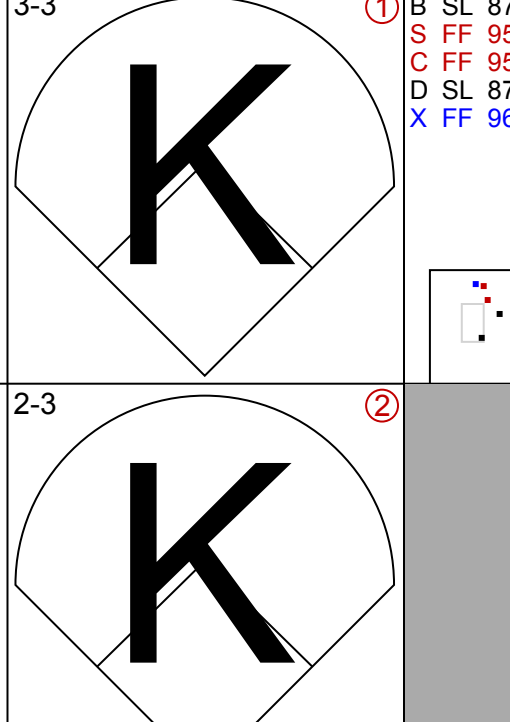
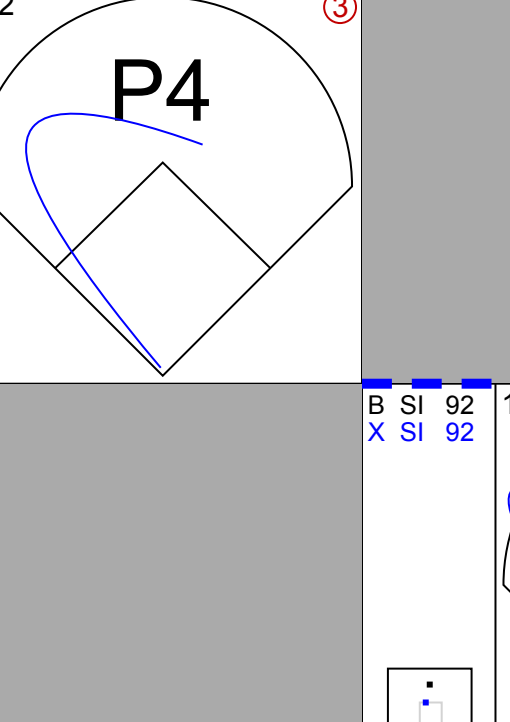
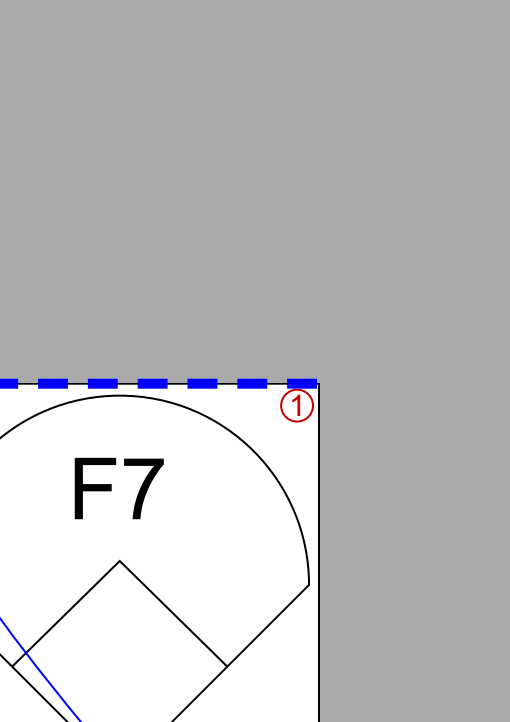
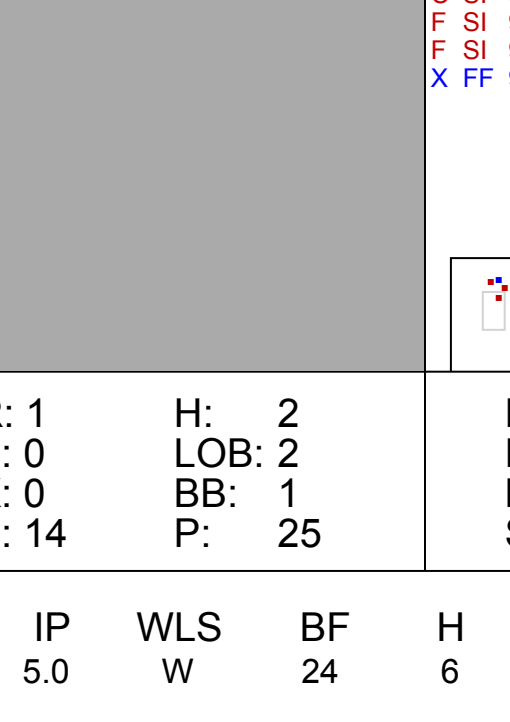
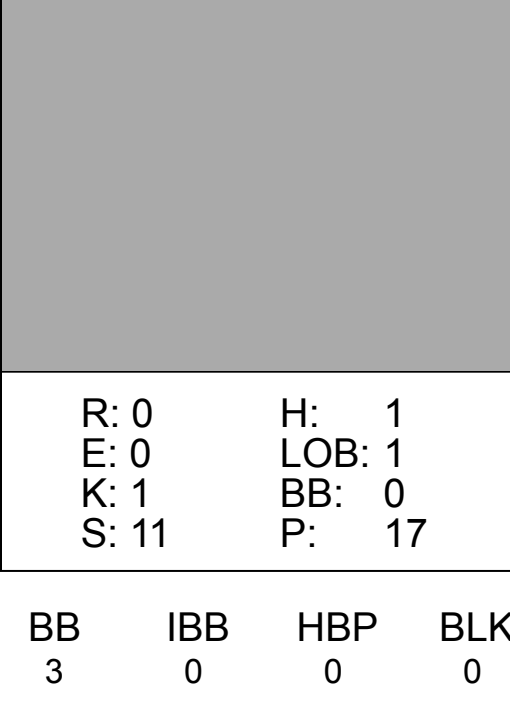
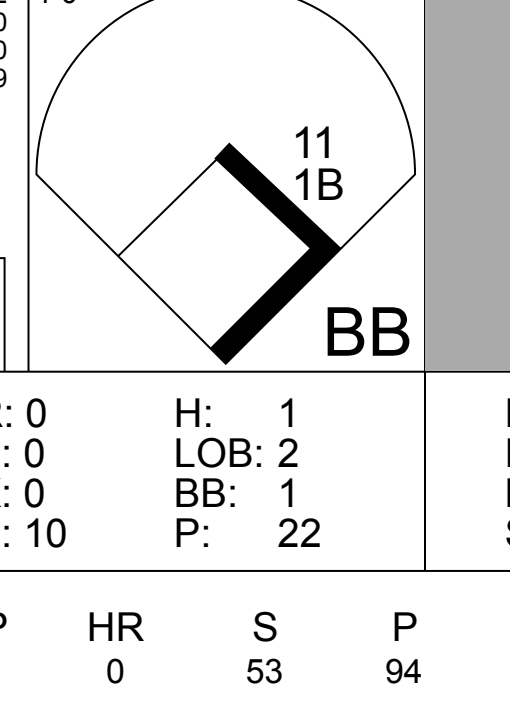
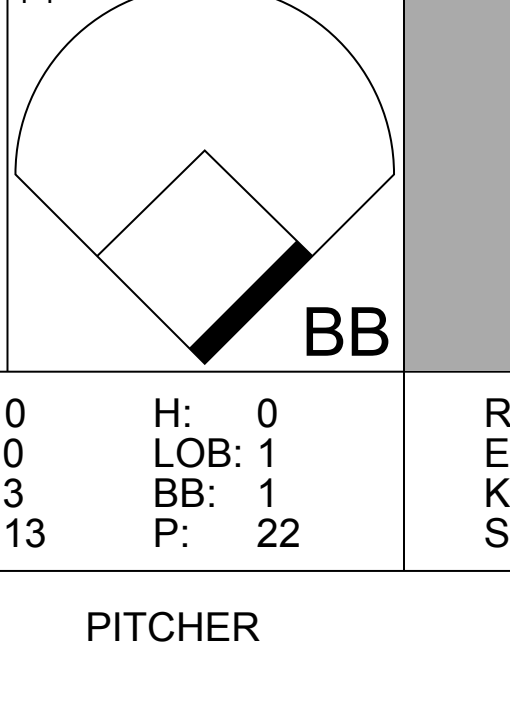
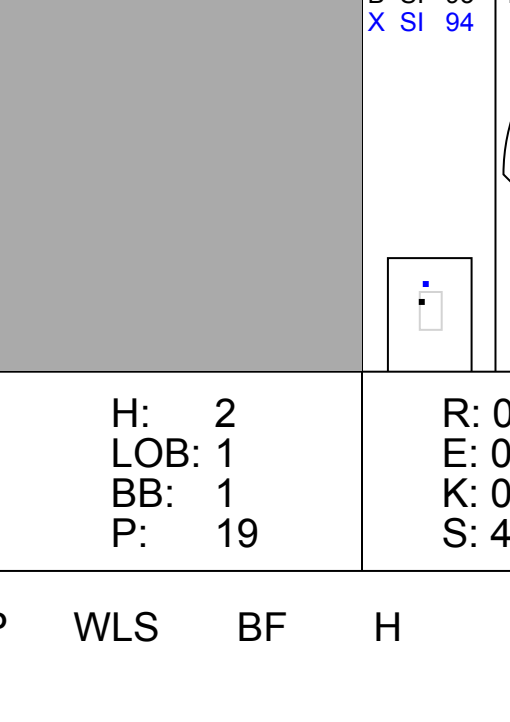
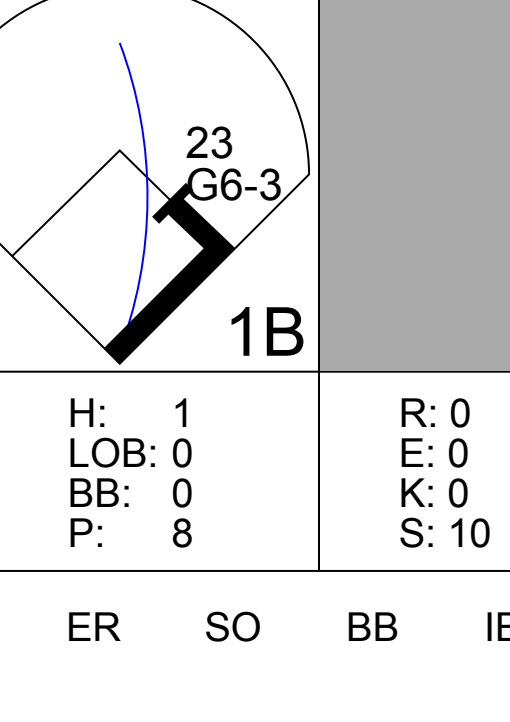






Batter	1	2	3	4	5	6	7	8	9	AB	R	H	RBI	BB	SO	LOB	BOTTOM				
23 Michael Brantley, L (1,7) OBP: 0.395, SLG: 0.580										5	0	2	0	0	0	1					
13 Adrián Cabrera, S (1,6) OBP: 0.350, SLG: 0.630										5	1	1	0	0	1	2					
17 Shin-Soo Choo, L (1,9) OBP: 0.396, SLG: 0.480										4	0	3	0	0	0	0					
2 Jhonny Peralta, R (1,5) OBP: 0.324, SLG: 0.388										4	0	0	0	0	0	4					
48 Travis Hafner, L (1,10) OBP: 0.350, SLG: 0.465										2	0	0	0	2	0	0					
4 Numan Romero, S (8, PR) OBP: 0.125, SLG: 0.125										0	0	0	0	0	0	0					
7 Matt LaPorta, R (1,3) OBP: 0.307, SLG: 0.455										1	0	1	0	0	0	0					
25 Andy Marte, R (4, PH) OBP: 0.285, SLG: 0.385										2	0	0	0	2	0	0					
11 Jamey Carroll, R (8, PH) OBP: 0.361, SLG: 0.354										2	0	0	0	2	0	0					
8 Chris Gimenez, R (9,3) OBP: 0.254, SLG: 0.255										0	0	0	1	1	0	0					
1 Luis Valbuena, L (1,4) OBP: 0.285, SLG: 0.387										4	0	1	0	0	1	5					
30 Lou Marson, R (1,2) OBP: 0.362, SLG: 0.308										2	0	0	0	2	0	0					
4 Trevor Crowe, S (1,8) OBP: 0.293, SLG: 0.350										4	0	2	0	0	1	2					
<b>Inning Stats</b>	R: 0 H: 2 E: 0 K: 0 S: 8	WLS: 2 BF: 0 P: 15	H: 2 R: 0 ER: 0 K: 0 S: 7	LOB: 2 BB: 1 P: 19	R: 0 H: 0 E: 0 K: 1 S: 11	LOB: 0 BB: 0 P: 17	R: 0 H: 0 E: 0 K: 0 S: 6	LOB: 1 BB: 1 P: 14	R: 0 H: 1 E: 0 K: 0 S: 5	LOB: 0 BB: 0 P: 7	R: 0 H: 1 E: 0 K: 0 S: 8	LOB: 0 BB: 0 P: 14	R: 0 H: 1 E: 0 K: 1 S: 10	LOB: 1 BB: 1 P: 17	R: 1 H: 2 E: 0 K: 1 S: 19	LOB: 3 BB: 23	R: 0 H: 1 E: 0 K: 0 S: 8	LOB: 1 BB: 0 P: 10	1B: 9 2B: 2 3B: 0 HR: 0	SF: 0 SAC: 0 DP: 3 HBP: 0	WP: 0 PA: 38
<b>PITCHER</b>	IP: 7.0 WLS: W BF: 27 H: 7 R: 0 ER: 0 SO: 0 BB: 3 IBB: 0 HBP: 0 BLK: 0 WP: 0 HR: 0 S: 55 P: 103 ERA: 0.00 WHIP: 1.429	IP: 0.1 WLS: H BF: 3 H: 2 R: 1 ER: 1 SO: 0 BB: 0 IBB: 0 HBP: 0 BLK: 0 WP: 0 HR: 0 S: 10 P: 14 ERA: 27.00 WHIP: 6.000	IP: 0.2 WLS: H BF: 4 H: 0 R: 0 ER: 0 SO: 1 BB: 2 IBB: 0 HBP: 0 BLK: 0 WP: 0 HR: 0 S: 9 P: 19 ERA: 0.00 WHIP: 3.000	IP: 1.0 WLS: S BF: 4 H: 1 R: 0 ER: 0 SO: 0 BB: 0 IBB: 0 HBP: 0 BLK: 0 WP: 0 HR: 0 S: 8 P: 10 ERA: 0.00 WHIP: 1.000											IP: 7.0 WLS: W BF: 27 H: 7 R: 0 ER: 0 SO: 0 BB: 3 IBB: 0 HBP: 0 BLK: 0 WP: 0 HR: 0 S: 55 P: 103 ERA: 0.00 WHIP: 1.429	IP: 0.1 WLS: H BF: 3 H: 2 R: 1 ER: 1 SO: 0 BB: 0 IBB: 0 HBP: 0 BLK: 0 WP: 0 HR: 0 S: 10 P: 14 ERA: 27.00 WHIP: 6.000	IP: 0.2 WLS: H BF: 4 H: 0 R: 0 ER: 0 SO: 1 BB: 2 IBB: 0 HBP: 0 BLK: 0 WP: 0 HR: 0 S: 9 P: 19 ERA: 0.00 WHIP: 3.000	IP: 1.0 WLS: S BF: 4 H: 1 R: 0 ER: 0 SO: 0 BB: 0 IBB: 0 HBP: 0 BLK: 0 WP: 0 HR: 0 S: 8 P: 10 ERA: 0.00 WHIP: 1.000			

Detroit Tigers @ Cleveland Indians  
Progressive Field, Cleveland, OH  
Tue Sep 22 2009, 7:05 PM EDT  
Att: 23,217 - Cloudy - 74 F

AB 33  
R 1  
H 10  
RBI 1  
BB 5  
SO 3  
LOB 15





Batter	1	2	3	4	5	6	7	8	9	AB	R	H	RBI	BB	SO	LOB	TOP						
28 Curtis Granderson, L OBP: 0.328, SLG: 0.447										6	1	1	0	0	3	3	<b>Detroit Tigers @ Cleveland Indians</b> Progressive Field, Cleveland, OH Wed Sep 23 2009, 7:05 PM EDT Att: 13,971 - Cloudy - 72 F						
14 Placido Polanco, R OBP: 0.330, SLG: 0.404										5	1	2	0	0	1	3							
4 Adam Everett, R OBP: 0.287, SLG: 0.325										0	0	0	0	0	0	0							
34 Clete Thomas, L OBP: 0.331, SLG: 0.396										5	2	2	0	0	2	3							
24 Miguel Cabrera, R OBP: 0.402, SLG: 0.556										4	3	2	3	1	1	3							
25 Ryan Raburn, R OBP: 0.345, SLG: 0.517										0	0	0	0	0	0	0							
19 Aubrey Huff, L OBP: 0.310, SLG: 0.394										4	2	1	1	1	0	1							
9 Carlos Guillen, S OBP: 0.303, SLG: 0.439										4	2	3	4	0	0	1							
32 Don Kelly, L OBP: 0.288, SLG: 0.327										1	0	0	0	0	0	0							
15 Brandon Inge, R OBP: 0.323, SLG: 0.418										4	0	1	2	1	0	1							
12 Gerald Laird, R OBP: 0.309, SLG: 0.327										4	0	1	0	1	0	3							
39 Ramon Santiago, S OBP: 0.320, SLG: 0.399										5	0	2	0	0	1	3							
<b>Inning Stats</b>	R: 4 H: 4 E: 0 K: 1 S: 20	H: 4 R: 1 LOB: 2 BB: 1 P: 35	R: 0 H: 0 E: 0 K: 1 S: 9	H: 0 R: 0 LOB: 0 BB: 0 P: 16	R: 2 H: 1 E: 0 K: 1 S: 10	H: 1 R: 1 LOB: 1 BB: 2 P: 20	R: 2 H: 2 E: 0 K: 1 S: 12	H: 2 R: 0 LOB: 0 BB: 0 P: 14	R: 1 H: 3 E: 0 K: 0 S: 18	H: 3 R: 0 LOB: 2 BB: 0 P: 24	R: 2 H: 3 E: 0 K: 0 S: 15	H: 3 R: 0 LOB: 1 BB: 1 P: 28	R: 0 H: 2 E: 0 K: 3 S: 14	H: 2 R: 0 LOB: 2 BB: 0 P: 19	R: 0 H: 0 E: 0 K: 0 S: 8	H: 0 R: 0 LOB: 0 BB: 0 P: 13	R: 0 H: 0 E: 0 K: 1 S: 7	H: 0 R: 0 LOB: 0 BB: 0 P: 8	1B: 9 2B: 3 3B: 0 HR: 3	SF: 0 SAC: 0 DP: 1 HBP: 0	WP: 0 PB: 0 SB: 0 CS: 0	PA: 46	
<b>PITCHER</b>	IP WLS BF H R ER SO BB IBB HBP BLK WP HR S P ERA WHIP	IP WLS BF H R ER SO BB IBB HBP BLK WP HR S P ERA WHIP	IP WLS BF H R ER SO BB IBB HBP BLK WP HR S P ERA WHIP	IP WLS BF H R ER SO BB IBB HBP BLK WP HR S P ERA WHIP	IP WLS BF H R ER SO BB IBB HBP BLK WP HR S P ERA WHIP	IP WLS BF H R ER SO BB IBB HBP BLK WP HR S P ERA WHIP	IP WLS BF H R ER SO BB IBB HBP BLK WP HR S P ERA WHIP	IP WLS BF H R ER SO BB IBB HBP BLK WP HR S P ERA WHIP	IP WLS BF H R ER SO BB IBB HBP BLK WP HR S P ERA WHIP	IP WLS BF H R ER SO BB IBB HBP BLK WP HR S P ERA WHIP	IP WLS BF H R ER SO BB IBB HBP BLK WP HR S P ERA WHIP	IP WLS BF H R ER SO BB IBB HBP BLK WP HR S P ERA WHIP	IP WLS BF H R ER SO BB IBB HBP BLK WP HR S P ERA WHIP	IP WLS BF H R ER SO BB IBB HBP BLK WP HR S P ERA WHIP	IP WLS BF H R ER SO BB IBB HBP BLK WP HR S P ERA WHIP	IP WLS BF H R ER SO BB IBB HBP BLK WP HR S P ERA WHIP	IP WLS BF H R ER SO BB IBB HBP BLK WP HR S P ERA WHIP	IP WLS BF H R ER SO BB IBB HBP BLK WP HR S P ERA WHIP	IP WLS BF H R ER SO BB IBB HBP BLK WP HR S P ERA WHIP	IP WLS BF H R ER SO BB IBB HBP BLK WP HR S P ERA WHIP	IP WLS BF H R ER SO BB IBB HBP BLK WP HR S P ERA WHIP	IP WLS BF H R ER SO BB IBB HBP BLK WP HR S P ERA WHIP	IP WLS BF H R ER SO BB IBB HBP BLK WP HR S P ERA WHIP
63 Justin Masterson, R ERA: 4.79	4.0 L	23 7	8 6	4 3	3 0	0 0	0 0	0 0	0 0	2 1	51 28	85 43	13.50 20.25	2.500 4.500									
20 Mike Gosling, L ERA: 5.57	1.1	10 5	3 3	0 0	0 0	0 0	0 0	0 0	0 0	1 0	28 19	43 28	20.25 0.00	4.500 1.800									
47 Jose Veras, R ERA: 5.51	1.2	7 3	0 0	0 0	0 0	0 0	0 0	0 0	0 0	0 0	19 8	28 13	0.00 0.000	1.800 0.000									
40 Jess Todd, R ERA: 9.33	1.0	3 0	0 0	0 0	0 0	0 0	0 0	0 0	0 0	0 0	8 7	13 8	0.00 0.000	0.000 0.000									
53 Rafael Perez, L ERA: 7.16	1.0	3 0	0 0	0 0	0 0	0 0	0 0	0 0	0 0	0 0	7 8	8 8	0.00 0.000	0.000 0.000									
<b>Batter</b>	<b>1</b>	<b>2</b>	<b>3</b>	<b>4</b>	<b>5</b>	<b>6</b>	<b>7</b>	<b>8</b>	<b>9</b>	<b>AB</b>	<b>R</b>	<b>H</b>	<b>RBI</b>	<b>BB</b>	<b>SO</b>	<b>LOB</b>	<b>BOTTOM</b>						
23 Michael Brantley, L OBP: 0.385, SLG: 0.569										5	0	1	0	0	1	3	<b>Detroit Tigers @ Cleveland Indians</b> Progressive Field, Cleveland, OH Wed Sep 23 2009, 7:05 PM EDT Att: 13,971 - Cloudy - 72 F						
11 Jamey Carroll, R OBP: 0.365, SLG: 0.356										4	1	2	0	1	0	0							
13 Asdrubal Cabrera, S OBP: 0.302, SLG: 0.433										3	1	1	0	1	0	5							
4 Numan Romero, S OBP: 0.222, SLG: 0.125										0	0	0	0	1	0	0							
17 Shin-Soo Choo, L OBP: 0.397, SLG: 0.481										3	1	1	0	1	0	0							
8 Chris Gimenez, R OBP: 0.260, SLG: 0.255										0	0	0	0	1	0	0							
48 Travis Hafner, L OBP: 0.348, SLG: 0.461										5	0	1	2	0	0	5							
1 Luis Valbuena, L OBP: 0.294, SLG: 0.387										5	0	1	1	0	0	5							
30 Lou Marson, R OBP: 0.333, SLG: 0.279										4	0	0	0	0	2	2							
4 Trevor Crowe, S OBP: 0.286, SLG: 0.340										4	0	0	0	0	1	0							
25 Andy Marte, R OBP: 0.305, SLG: 0.395										2	0	2	0	2	0	0							
<b>Inning Stats</b>	R: 1 H: 2 E: 0 K: 0 S: 14	H: 2 R: 1 LOB: 2 BB: 1 P: 25	R: 0 H: 2 E: 0 K: 0 S: 12	H: 2 R: 0 LOB: 3 BB: 1 P: 20	R: 0 H: 1 E: 0 K: 1 S: 11	H: 1 R: 0 LOB: 1 BB: 0 P: 17	R: 0 H: 1 E: 0 K: 0 S: 10	H: 0 R: 0 LOB: 2 BB: 1 P: 10	R: 0 H: 0 E: 0 K: 3 S: 13	H: 0 R: 0 LOB: 1 BB: 1 P: 22	R: 2 H: 2 E: 0 K: 0 S: 11	H: 2 R: 0 LOB: 1 BB: 1 P: 19	R: 0 H: 1 E: 0 K: 0 S: 4	H: 1 R: 0 LOB: 0 BB: 0 P: 8	R: 0 H: 0 E: 0 K: 0 S: 10	H: 0 R: 0 LOB: 2 BB: 2 P: 19	1B: 7 2B: 2 3B: 0 HR: 0	SF: 0 SAC: 0 DP: 1 HBP: 0	WP: 0 PB: 0 SB: 0 CS: 0	PA: 42			
<b>PITCHER</b>	IP WLS BF H R ER SO BB IBB HBP BLK WP HR S P ERA WHIP	IP WLS BF H R ER SO BB IBB HBP BLK WP HR S P ERA WHIP	IP WLS BF H R ER SO BB IBB HBP BLK WP HR S P ERA WHIP	IP WLS BF H R ER SO BB IBB HBP BLK WP HR S P ERA WHIP	IP WLS BF H R ER SO BB IBB HBP BLK WP HR S P ERA WHIP	IP WLS BF H R ER SO BB IBB HBP BLK WP HR S P ERA WHIP	IP WLS BF H R ER SO BB IBB HBP BLK WP HR S P ERA WHIP	IP WLS BF H R ER SO BB IBB HBP BLK WP HR S P ERA WHIP	IP WLS BF H R ER SO BB IBB HBP BLK WP HR S P ERA WHIP	IP WLS BF H R ER SO BB IBB HBP BLK WP HR S P ERA WHIP	IP WLS BF H R ER SO BB IBB HBP BLK WP HR S P ERA WHIP	IP WLS BF H R ER SO BB IBB HBP BLK WP HR S P ERA WHIP	IP WLS BF H R ER SO BB IBB HBP BLK WP HR S P ERA WHIP	IP WLS BF H R ER SO BB IBB HBP BLK WP HR S P ERA WHIP	IP WLS BF H R ER SO BB IBB HBP BLK WP HR S P ERA WHIP	IP WLS BF H R ER SO BB IBB HBP BLK WP HR S P ERA WHIP	IP WLS BF H R ER SO BB IBB HBP BLK WP HR S P ERA WHIP	IP WLS BF H R ER SO BB IBB HBP BLK WP HR S P ERA WHIP	IP WLS BF H R ER SO BB IBB HBP BLK WP HR S P ERA WHIP	IP WLS BF H R ER SO BB IBB HBP BLK WP HR S P ERA WHIP	IP WLS BF H R ER SO BB IBB HBP BLK WP HR S P ERA WHIP	IP WLS BF H R ER SO BB IBB HBP BLK WP HR S P ERA WHIP	IP WLS BF H R ER SO BB IBB HBP BLK WP HR S P ERA WHIP
48 Rick Porcello, R ERA: 4.14	5.0 W	24 6	1 1	1 1	3 0	0 0	0 0	0 0	0 0	24 41	9 8	1.80 0.00	1.800 1.000										
4																							



Batter	1	2	3	4	5	6	7	8	9	AB	R	H	RBI	BB	SO	LOB	TOP										
28 Curtis Granderson, L (1, 8) OBP: 0.366, SLG: 0.443	G3		F8	G4-3		K		P6		5	0	0	1	0	1	3											
14 Placido Polanco, R (1, 4) OBP: 0.330, SLG: 0.402	24 F9 30 BB		F8	G5-3			F9	1B		4	0	1	1	1	0	1											
30 Magglio Ordonez, R (1, 9) OBP: 0.340, SLG: 0.400			E6	G5-3				G5-3		3	0	1	0	1	0	1											
34 Clete Thomas, L (7, PR) OBP: 0.330, SLG: 0.395								9 BB 2B		1	1	0	0	0	0	1											
24 Miguel Cabrera, R (1, 3) OBP: 0.398, SLG: 0.551	F9		G5-3		G6-3		K		K	5	0	0	0	0	2	4											
19 Aubrey Huff, L (1, 10) OBP: 0.311, SLG: 0.393	G1-3			9 BB 15 1B	G6-3		1 SAFE B FF 90 B FF 91 S FF 92 B FF 93 S SL 94 B FF 95 T FF 96 B FF 97 B FF 98 B FF 99	9 BB 2B	P5	4	1	1	0	1	0	2											
9 Carlos Guillen, S (1, 7) OBP: 0.340, SLG: 0.449		15 FC5-4 1B		15 BB 12 BB						3	1	3	1	1	0	0											
32 Don Kelly, L (7, 7) OBP: 0.300, SLG: 0.327				15 BB 12 BB						0	0	0	0	1	0	0											
15 Brandon Inge, R (1, 5) OBP: 0.324, SLG: 0.420	FC5-4 12 G1-3 1B			12 BB 39 1B	CS		12 SH5-3 2B		K	5	1	2	1	0	2	5											
12 Gerald Laird, R (1, 2) OBP: 0.309, SLG: 0.327	G1-3			39 1B 28 G4-3 1B			SH5-3		F9	3	1	1	1	0	0	1											
39 Ramon Santiago, S (1, 6) OBP: 0.323, SLG: 0.398	L8			14 G5-3 28 G4-3 1B			G3		14 S 1B	3	1	1	1	1	0	2											
<b>Inning Stats</b>	R: 0 E: 0 K: 0 S: 7	H: 0 LOB: 2 BB: 2 P: 18	R: 0 E: 0 K: 0 S: 8	H: 1 LOB: 1 BB: 12	R: 0 E: 1 K: 0 S: 8	H: 0 LOB: 1 BB: 0 P: 13	R: 4 E: 0 K: 0 S: 22	H: 4 LOB: 1 BB: 1 P: 35	R: 0 E: 0 K: 1 S: 9	H: 1 LOB: 0 BB: 0 P: 15	R: 0 E: 0 K: 1 S: 9	H: 1 LOB: 1 BB: 0 P: 15	R: 1 E: 0 K: 2 S: 15	H: 2 LOB: 3 BB: 1 P: 24	R: 1 E: 0 K: 0 S: 11	H: 1 LOB: 1 BB: 1 P: 23	R: 0 E: 0 K: 2 S: 14	H: 0 LOB: 1 BB: 1 P: 23	1B: 8 2B: 2 3B: 0 HR: 0	SF: 0 SAC: 1 DP: 0 HBP: 0	WP: 0 PB: 0 SB: 1 CS: 1	PA: 44					
<b>PITCHER</b>	IP	WLS	BF	H	R	ER	SO	BB	IBB	HBP	BLK	WP	HR	S	P	ERA	WHIP										
59 Carlos Carrasco, R (1, 1) ERA: 9.0	5.0	L	24	6	4	4	0	3	0	0	0	0	0	54	23	7.20	1.800										
50 Jensen Lewis, R (6, 1) ERA: 4.3	1.2		7	2	1	1	2	0	0	0	0	0	0	14	93	5.40	1.200										
49 Tony Sipp, L (7, 1) ERA: 3.13	0.0		2	1	0	0	0	1	0	0	0	0	0	6	10	∞	∞										
54 Chris Perez, R (7, 1) ERA: 4.42	1.1		6	1	1	1	1	1	0	0	0	0	0	15	29	6.75	1.500										
34 Kerry Wood, R (9, 1) ERA: 4.15	1.0		4	0	0	0	2	1	0	0	0	0	0	14	23	0.00	1.000										

Detroit Tigers @ Cleveland Indians  
 Progressive Field, Cleveland, OH  
 Thu Sep 24 2009, 7:05 PM EDT  
 Att: 23,516 - Cloudy - 66 F

AB	36
R	6
H	10
RBI	6
BB	6
SO	5
LOB	20



Batter	1	2	3	4	5	6	7	8	9	AB	R	H	RBI	BB	SO	LOB	BOTTOM										
23 Michael Brantley, L (1, 7) OBP: 0.385, SLG: 0.571	K				F7				G4-3	5	0	2	2	0	1	0											
11 Jamey Carroll, R (1, 4) OBP: 0.363, SLG: 0.352	F9				F8			G4-6-3		4	1	0	0	1	1	4											
17 Shin-Soo Choo, L (1, 9) OBP: 0.397, SLG: 0.486	K				F9					5	2	2	2	0	2	2											
48 Travis Hafner, L (1, 10) OBP: 0.352, SLG: 0.466										5	0	3	1	0	0	2											
4 Numan Romero, S (9, PR) OBP: 0.222, SLG: 0.125										0	0	0	0	0	0	0											
2 Jhonny Peralta, R (1, 5) OBP: 0.323, SLG: 0.386										5	0	1	0	0	2	3											
1 Luis Valbuena, L (1, 6) OBP: 0.287, SLG: 0.387										3	0	1	0	1	2	1											
4 Trevor Crowe, S (1, 8) OBP: 0.285, SLG: 0.338										4	1	1	0	0	1	5											
25 Andy Marte, R (1, 3) OBP: 0.310, SLG: 0.406										4	1	2	0	0	1	3											
16 Wyatt Torgans, R (1, 2) OBP: 0.283, SLG: 0.182										2	0	0	0	1	1	1											
13 Asdrubal Cabrera, S (9, PH) OBP: 0.359, SLG: 0.435										1	0	0	0	0	0	0											
<b>Inning Stats</b>	R: 0 E: 0 K: 2 S: 10	H: 0 LOB: 0 BB: 0 P: 16	R: 0 E: 0 K: 2 S: 9	H: 0 LOB: 0 BB: 0 P: 12	R: 2 E: 0 K: 1 S: 21	H: 3 LOB: 2 BB: 1 P: 37	R: 0 E: 0 K: 3 S: 13	H: 1 LOB: 1 BB: 0 P: 16	R: 0 E: 0 K: 0 S: 5	H: 0 LOB: 0 BB: 0 P: 8	R: 0 E: 0 K: 2 S: 12	H: 1 LOB: 2 BB: 1 P: 21	R: 0 E: 0 K: 1 S: 10	H: 2 LOB: 1 BB: 0 P: 16	R: 1 E: 0 K: 0 S: 10	H: 3 LOB: 0 BB: 0 P: 16	R: 2 E: 0 K: 0 S: 15	H: 2 LOB: 1 BB: 1 P: 30	1B: 9 2B: 2 3B: 0 HR: 1	SF: 0 SAC: 0 DP: 1 HBP: 0	WP: 2 PB: 0 SB: 1 CS: 0	PA: 41					
<b>PITCHER</b>	IP	WLS	BF	H	R	ER	SO	BB	IBB	HBP	BLK	WP	HR	S	P	ERA	WHIP										
35 Justin Verlander, R (1, 1) ERA: 3.41	7.0	W	29	7	2	2	10	2	0	0	0	1	0	80	26	2.57	1.286										
44 Bobby Seay, L (8, 1) ERA: 3.88	0.0		2	2	1	1	0	0	0	0	0	0	0	5	9	∞	∞										
37 Brandon Lyon, R (8, 1) ERA: 2.9	1.0	H	4	1	0	0	0	0	0	0	0	0	0	5	7	0.00	1.000										
56 Fernando Rodney, R (9, 1) ERA: 3.97	1.0	S	6	2	2	2	0	1	0	0	0	1	1	15	30	18.00	3.000										

Detroit Tigers @ Cleveland Indians  
 Progressive Field, Cleveland, OH  
 Thu Sep 24 2009, 7:05 PM EDT  
 Att: 23,516 - Cloudy - 66 F

AB	38
R	5
H	12
RBI	5
BB	3
SO	11
LOB	21





Batter	1	2	3	4	5	6	7	8	9	AB	R	H	RBI	BB	SO	LOB	TOP							
1 Brian Roberts, S OBP: 0.356, SLG: 0.456	F9		18 1B BB		K		18 G6-4-3 BB		F7	3	0	0	0	2	1	1								
18 Felix Pie, L OBP: 0.326, SLG: 0.437	P5		21 G3-6-1 1B				G6-4-3		K	4	0	2	0	0	0	1								
70 Jeff Fiorentino, L OBP: 0.333, SLG: 0.257							1-2		K	1	0	0	0	0	1	0								
32 Matt Wieters, S OBP: 0.338, SLG: 0.412	K				K				P5	4	0	0	0	1	3	4								
21 Nick Markakis, L OBP: 0.344, SLG: 0.452		G4-3	G3-6-1						K	4	1	1	1	0	1	3								
30 Luke Scott, L OBP: 0.340, SLG: 0.488		23 24 1B		G4-3					24 F8	4	1	2	0	0	1	0								
6 Melvin Mora, R OBP: 0.317, SLG: 0.358	F8			G4-3			F9		BB	3	0	0	0	1	0	1								
23 Ty Wigginton, R OBP: 0.306, SLG: 0.399			24 1B	G5-3			24 2B		P3	4	0	2	0	0	0	2								
24 Michael Aubrey, L OBP: 0.356, SLG: 0.482					G3				F8	4	0	2	1	0	0	2								
3 Cesar Izturis, S OBP: 0.288, SLG: 0.320	G3-1				18 2B		K		G4-3	4	0	1	0	0	1	6								
<b>Inning Stats</b>	R: 0 E: 0 K: 1 S: 7	H: 0 LOB: 0 BB: 7	R: 1 E: 0 K: 0 S: 14	H: 3 LOB: 2 BB: 21	R: 0 E: 0 K: 1 S: 12	H: 1 LOB: 1 BB: 18	R: 0 E: 0 K: 0 S: 6	H: 0 LOB: 0 BB: 9	R: 0 E: 0 K: 2 S: 14	H: 2 LOB: 2 BB: 17	R: 1 E: 0 K: 2 S: 12	H: 3 LOB: 2 BB: 20	R: 0 E: 0 K: 1 S: 4	H: 0 LOB: 1 BB: 16	R: 0 E: 0 K: 0 S: 11	H: 1 LOB: 2 BB: 18	R: 0 E: 0 K: 1 S: 6	H: 0 LOB: 0 BB: 11	1B: 6 2B: 3 HR: 1	SF: 0 SAC: 0 DP: 2 HBP: 0	WP: 0 PB: 0 SB: 0 CS: 0	PA: 39		
<b>PITCHER</b>	IP	WLS	BF	H	R	ER	SO	BB	IBB	HBP	BLK	WP	HR	S	P	ERA	WHIP							
55 Roberto Hernandez, R ERA: 6.62	6.0	W	27	9	2	2	6	1	0	0	0	0	1	65	92	3.00	1.667							
49 Tony Sipp, L ERA: 3.05	7.1	1.0	H	5	1	0	1	2	0	0	0	0	0	7	20	0.00	3.000							
47 Jose Veras, R ERA: 5.4	8.1	1.0	H	4	0	0	0	1	0	0	0	0	0	8	14	0.00	1.000							
34 Kerry Wood, R ERA: 4.08	9.1	1.0	S	3	0	0	1	0	0	0	0	0	0	6	11	0.00	0.000							

Baltimore Orioles @ Cleveland Indians  
Progressive Field, Cleveland, OH  
Fri Sep 25 2009, 7:05 PM EDT  
Att: 33,472 - Partly Cloudy - 65 F

AB 35  
R 2  
H 10  
RBI 2  
BB 4  
SO 8  
LOB 20



Batter	1	2	3	4	5	6	7	8	9	AB	R	H	RBI	BB	SO	LOB	BOTTOM							
23 Michael Brantley, L OBP: 0.374, SLG: 0.359	G3		L4		K		SH5-4			3	0	0	0	0	1	1								
13 Asdrubal Cabrera, S OBP: 0.350, SLG: 0.631	F8			F8	F7		K			4	0	0	0	0	1	2								
17 Shin-Soo Choo, L OBP: 0.396, SLG: 0.483	F8			BB	F7		F9			3	0	0	0	1	0	2								
2 Jhonny Peralta, R OBP: 0.323, SLG: 0.384		F9		K	K		K		SH1-4 1B BB	3	1	0	0	1	2	1								
7 Matt LaPorta, R OBP: 0.312, SLG: 0.456				F8			G3-1		SH1-4 1B	4	0	2	0	0	0	1								
4 Numan Romero, S OBP: 0.222, SLG: 0.125									SH1-4 1B	0	0	0	0	0	0	0								
1 Luis Valbuena, L OBP: 0.290, SLG: 0.398		K			HR		25 1B		SH1-4	3	1	2	1	0	1	1								
25 Andy Marte, R OBP: 0.322, SLG: 0.420		P4			30 2B		1B		30 BB	3	1	2	0	1	0	1								
30 Lou Marson, R OBP: 0.345, SLG: 0.304				G6-3			K		4 G6-4-3 BB	3	1	1	2	1	1	2								
4 Trevor Crowe, S OBP: 0.286, SLG: 0.344		F8			SH		SH5-4 2B		G6-4-3	3	0	1	0	0	0	3								
<b>Inning Stats</b>	R: 0 E: 0 K: 0 S: 8	H: 0 LOB: 0 BB: 0 P: 13	R: 0 E: 0 K: 1 S: 11	H: 1 LOB: 1 BB: 0 P: 16	R: 0 E: 0 K: 0 S: 8	H: 0 LOB: 0 BB: 0 P: 11	R: 0 E: 0 K: 1 S: 7	H: 0 LOB: 1 BB: 1 P: 14	R: 3 E: 1 K: 1 S: 14	H: 3 LOB: 1 BB: 0 P: 23	R: 0 E: 0 K: 2 S: 13	H: 2 LOB: 2 BB: 0 P: 19	R: 0 E: 0 K: 1 S: 9	H: 1 LOB: 1 BB: 0 P: 14	R: 1 E: 0 K: 0 S: 12	H: 1 LOB: 2 BB: 3 P: 26	R: 0 E: 0 K: 1 S: 6	H: 0 LOB: 0 BB: 11	1B: 4 2B: 3 HR: 1	SF: 0 SAC: 3 DP: 1 HBP: 0	WP: 0 PB: 0 SB: 1 CS: 0	PA: 36		
<b>PITCHER</b>	IP	WLS	BF	H	R	ER	SO	BB	IBB	HBP	BLK	WP	HR	S	P	ERA	WHIP							
29 David Hernandez, R ERA: 5.2	6.0	L	26	6	3	2	5	1	0	0	0	0	1	61	96	3.00	1.167							
53 Alberto Castillo, L ERA: 2.61	7.1	1.0	4	1	0	0	1	0	0	0	0	0	0	9	14	0.00	1.000							
37 Matt Albers, R ERA: 5.4	8.1	1.0	6	1	1	1	0	2	1	0	0	0	0	12	26	9.00	3.000							

Baltimore Orioles @ Cleveland Indians  
Progressive Field, Cleveland, OH  
Fri Sep 25 2009, 7:05 PM EDT  
Att: 33,472 - Partly Cloudy - 65 F

AB 29  
R 4  
H 8  
RBI 3  
BB 4  
SO 6  
LOB 14





Batter	1	2	3	4	5	6	7	8	9	AB	R	H	RBI	BB	SO	LOB	TOP					
1 Brian Roberts, S OBP: 0.397, SLG: 0.456										4	2	2	0	1	0	0	<b>Baltimore Orioles @ Cleveland Indians</b> Progressive Field, Cleveland, OH Sat Sep 26 2009, 7:05 PM EDT Att: 31,749 - Overcast - 64 F					
2 Luis Montanez, R OBP: 0.282, SLG: 0.310										3	0	0	0	1	0	1						
70 Jeff Fiorentino, L OBP: 0.349, SLG: 0.257										4	1	2	1	1	0	2						
32 Matt Wieters, S OBP: 0.342, SLG: 0.416										4	0	0	1	0	2	4						
15 Justin Turner, R OBP: 0.353, SLG: 0.154										3	1	0	1	1	1	2						
16 Chad Moeller, R OBP: 0.312, SLG: 0.440										5	1	3	3	0	1	0						
21 Nick Markakis, L OBP: 0.341, SLG: 0.449										5	0	1	0	0	1	3						
6 Melvin Mora, R OBP: 0.316, SLG: 0.356										3	1	2	1	1	0	1						
30 Luke Scott, L OBP: 0.342, SLG: 0.497										4	1	1	1	0	1	3						
23 Ty Wigginton, R OBP: 0.315, SLG: 0.397										4	1	1	1	0	1	3						
24 Michael Aubrey, L OBP: 0.381, SLG: 0.542										3	1	2	1	1	0	1						
12 Robert Andino, R OBP: 0.275, SLG: 0.293										4	1	1	1	0	1	3						
<b>Inning Stats</b>	R: 0 E: 0 K: 1 S: 13	H: 0 LOB: 2 BB: 2 P: 26	R: 0 E: 0 K: 1 S: 9	H: 1 LOB: 1 BB: 0 P: 15	R: 0 E: 0 K: 0 S: 9	H: 0 LOB: 1 BB: 1 P: 16	R: 0 E: 0 K: 1 S: 10	H: 1 LOB: 1 BB: 0 P: 14	R: 5 E: 0 K: 0 S: 13	H: 4 LOB: 0 BB: 1 P: 24	R: 1 E: 0 K: 0 S: 8	H: 1 LOB: 0 BB: 0 P: 13	R: 0 E: 0 K: 2 S: 10	H: 0 LOB: 0 BB: 0 P: 12	R: 0 E: 0 K: 1 S: 7	H: 1 LOB: 1 BB: 1 P: 16	R: 2 E: 0 K: 0 S: 19	H: 3 LOB: 2 BB: 1 P: 29	1B: 7 2B: 2 3B: 0 HR: 3	SF: 2 SAC: 0 DP: 1 HBP: 0	WP: 0 PB: 0 SB: 0 CS: 0	PA: 43
<b>PITCHER</b>	IP WLS BF H R ER SO BB IBB HBP BLK WP HR S P ERA WHIP																					
45 Jeremy Sowers, L ERA: 5.09	(1, 1) 5.0 25 6 5 5 3 4 0 0 0 0 0 2 54 95 9.00 2.000																					
50 Jensen Lewis, R ERA: 4.38	(6, 1) 1.0 4 1 1 1 0 0 0 0 0 0 0 1 8 13 9.00 1.000																					
53 Rafael Perez, L ERA: 6.95	(7, 1) 1.1 6 1 0 0 3 1 0 0 0 0 0 0 16 27 0.00 1.500																					
54 Chris Perez, R ERA: 4.36	(8, 1) 0.2 H 1 0 0 0 0 0 0 0 0 0 0 1 1 0.00 0.000																					
34 Kerry Wood, R ERA: 4.33	(9, 1) 1.0 W 7 3 2 2 0 1 0 0 0 0 0 0 19 29 18.00 4.000																					

Batter	1	2	3	4	5	6	7	8	9	AB	R	H	RBI	BB	SO	LOB	BOTTOM					
13 Adrúbal Cabrera, S OBP: 0.357, SLG: 0.433										5	1	2	1	0	0	1	<b>Baltimore Orioles @ Cleveland Indians</b> Progressive Field, Cleveland, OH Sat Sep 26 2009, 7:05 PM EDT Att: 31,749 - Overcast - 64 F					
1 Luis Valbuena, L OBP: 0.291, SLG: 0.401										5	2	2	2	0	1	3						
17 Shin-Soo Choo, L OBP: 0.396, SLG: 0.488										5	2	2	1	0	0	1						
2 Jhonny Peralta, R OBP: 0.325, SLG: 0.388										5	0	3	2	0	0	0						
48 Travis Hafner, L OBP: 0.353, SLG: 0.465										3	1	1	0	1	1	1						
25 Andy Marte, R OBP: 0.320, SLG: 0.440										3	1	1	3	0	0	1						
30 Lou Marson, R OBP: 0.356, SLG: 0.340										4	1	2	0	0	0	3						
4 Trevor Crowe, S OBP: 0.291, SLG: 0.348										4	0	2	0	0	0	1						
8 Chris Gimenez, R OBP: 0.256, SLG: 0.250										2	0	0	0	0	1	3						
23 Chris Brantley, L OBP: 0.376, SLG: 0.355										1	1	0	0	1	0	0						
<b>Inning Stats</b>	R: 0 E: 0 K: 1 S: 12	H: 0 LOB: 0 BB: 0 P: 16	R: 0 E: 0 K: 1 S: 6	H: 1 LOB: 0 BB: 0 P: 11	R: 0 E: 0 K: 0 S: 10	H: 1 LOB: 1 BB: 0 P: 16	R: 4 E: 0 K: 1 S: 19	H: 6 LOB: 2 BB: 0 P: 33	R: 0 E: 0 K: 0 S: 7	H: 0 LOB: 0 BB: 0 P: 11	R: 0 E: 0 K: 0 S: 6	H: 1 LOB: 0 BB: 0 P: 8	R: 4 E: 0 K: 0 S: 19	H: 4 LOB: 1 BB: 2 P: 35	R: 0 E: 0 K: 0 S: 7	H: 0 LOB: 0 BB: 0 P: 12	R: 1 E: 0 K: 0 S: 8	H: 2 LOB: 1 BB: 0 P: 13	1B: 9 2B: 4 3B: 0 HR: 2	SF: 1 SAC: 0 DP: 2 HBP: 0	WP: 0 PB: 0 SB: 0 CS: 0	PA: 40
<b>PITCHER</b>	IP WLS BF H R ER SO BB IBB HBP BLK WP HR S P ERA WHIP																					
49 Jason Berken, R ERA: 6.51	(1, 1) 3.2 19 8 4 4 3 0 0 0 0 0 0 0 10 16 0.00 0.000																					
29 Chris Waters, L ERA: 8.1	(4, 1) 1.1 4 0 0 0 0 0 0 0 0 0 0 0 16 0.00 0.000																					
26 Cla Meredith, R ERA: 4.14	(6, 1) 1.0 H 3 1 0 0 0 0 0 0 0 0 0 6 8 0.00 1.000																					
53 Sean Henn, L ERA: 7.53	(7, 1) 0.0 B 3 2 3 3 0 1 0 0 0 0 0 0 7 14 ∞ ∞																					
37 Chris Ray, R ERA: 6.54	(7, 1) 1.0 5 2 1 1 0 0 0 1 0 0 0 0 12 21 9.00 2.000																					
<b>PITCHER</b>	IP WLS BF H R ER SO BB IBB HBP BLK WP HR S P ERA WHIP																					
28 Danyes Baez, R ERA: 4.17	(8, 1) 1.0 3 0 0 0 0 0 0 0 0 0 0 0 17 12 0.00 0.000																					
43 Jim Johnson, R ERA: 4.16	(9, 1) 0.1 L 3 2 1 1 0 0 0 0 0 0 0 0 8 13 27.00 6.000																					

AB	35
R	8
H	11
RBI	8
BB	6
SO	6
LOB	16









Batter	1	2	3	4	5	6	7	8	9	AB	R	H	RBI	BB	SO	LOB	TOP			
31 Dewayne Wise, L (1,9) OBP: 0.259, SLG: 0.348										4	1	2	1	0	0	1				
15 Gordon Beckham, R (1,5) OBP: 0.349, SLG: 0.467										5	1	2	3	0	0	2				
20 Carlos Quentin, R (1,7) OBP: 0.319, SLG: 0.438										5	0	0	0	0	2	5				
14 Paul Konerko, R (1,10) OBP: 0.350, SLG: 0.494										4	0	1	0	1	1	0				
51 Alex Rios, R (1,8) OBP: 0.294, SLG: 0.395										4	1	1	0	1	0	1				
7 Josh Fields, R (1,3) OBP: 0.305, SLG: 0.353										4	1	2	0	1	1	3				
26 Tyler Flowers, R (1,2) OBP: 0.333, SLG: 0.267										3	1	1	0	1	1	2				
5 Jayson Nix, R (1,4) OBP: 0.314, SLG: 0.421										4	0	0	0	0	2	6				
18 Brent Lillibridge, R (1,6) OBP: 0.272, SLG: 0.188										3	1	2	1	1	0	0				
<b>Inning Stats</b>	R: 0 E: 0 K: 1 S: 8	H: 1 LOB: 1 P: 14	R: 3 E: 0 K: 2 S: 16	H: 5 LOB: 3 P: 22	R: 0 E: 0 K: 2 S: 9	H: 0 LOB: 1 P: 15	R: 0 E: 0 K: 0 S: 5	H: 0 LOB: 0 P: 9	R: 0 E: 0 K: 0 S: 5	H: 1 LOB: 0 P: 9	R: 0 E: 0 K: 0 S: 6	H: 1 LOB: 1 P: 11	R: 0 E: 0 K: 1 S: 15	H: 0 LOB: 3 P: 35	R: 3 E: 1 K: 1 S: 13	H: 3 LOB: 1 P: 24	1B: 10 2B: 2 HR: 0	SF: 0 SAC: 0 HBP: 1	WP: 0 PB: 0 CS: 1	PA: 42
<b>PITCHER</b>	IP WLS BF H R ER SO BB IBB HBP BLK WP HR S P ERA WHIP																			
32 Aaron Laffey, L (1,1) ERA: 3.91	7.1 L 32 8 3 3 5 3 0 1 0 0 0 65 112 3.68 1.500																			
47 Jose Veras, R (8,1) ERA: 5.33	0.2 3 0 0 0 1 1 0 0 0 0 0 7 17 0.00 1.500																			
50 Jensen Lewis, R (9,1) ERA: 4.6	1.0 7 3 3 2 1 1 0 0 0 0 0 13 24 18.00 4.000																			

Chicago White Sox @ Cleveland Indians  
 Progressive Field, Cleveland, OH  
 Mon Sep 28 2009, 7:05 PM EDT  
 Att: 23,088 - Cloudy - 58 F

AB	36
R	6
H	11
RBI	5
BB	5
SO	7
LOB	20



Batter	1	2	3	4	5	6	7	8	9	AB	R	H	RBI	BB	SO	LOB	BOTTOM					
11 Jamey Carroll, R (1,4) OBP: 0.362, SLG: 0.349										4	0	1	0	0	1	0						
13 Adrián Cabrera, S (1,6) OBP: 0.356, SLG: 0.635										4	0	0	0	0	0	1						
17 Shin-Soo Choo, L (1,9) OBP: 0.395, SLG: 0.491										4	1	2	1	0	1	0						
2 Jhonny Peralta, R (1,5) OBP: 0.321, SLG: 0.384										3	0	0	0	0	0	1						
48 Travis Hafner, L (1,10) OBP: 0.350, SLG: 0.460										3	0	0	0	0	1	0						
7 Matt LaPorta, R (1,7) OBP: 0.311, SLG: 0.463										3	0	0	0	0	1	1						
25 Andy Marte, R (1,3) OBP: 0.313, SLG: 0.426										3	0	0	0	0	1	0						
30 Lou Marson, R (1,2) OBP: 0.355, SLG: 0.327										2	0	0	0	1	2	0						
4 Trevor Crowe, S (1,8) OBP: 0.285, SLG: 0.339										3	0	0	0	0	1	0						
<b>Inning Stats</b>	R: 0 E: 0 K: 0 S: 7	H: 0 LOB: 0 P: 11	R: 0 E: 0 K: 1 S: 6	H: 0 LOB: 0 P: 11	R: 0 E: 0 K: 1 S: 9	H: 0 LOB: 1 P: 16	R: 0 E: 0 K: 0 S: 9	H: 1 LOB: 0 P: 12	R: 0 E: 0 K: 1 S: 7	H: 0 LOB: 0 P: 12	R: 0 E: 0 K: 1 S: 9	H: 1 LOB: 1 P: 14	R: 1 E: 1 K: 0 S: 11	H: 1 LOB: 0 P: 14	R: 0 E: 0 K: 1 S: 6	H: 0 LOB: 0 P: 12	R: 0 E: 0 K: 2 S: 8	H: 0 LOB: 0 P: 13	1B: 1 2B: 1 HR: 1	SF: 0 SAC: 0 HBP: 0	WP: 0 PB: 0 CS: 0	PA: 30
<b>PITCHER</b>	IP WLS BF H R ER SO BB IBB HBP BLK WP HR S P ERA WHIP																					
50 John Danks, L (1,1) ERA: 3.69	9.0 W 30 3 1 1 7 1 0 0 0 0 1 72 115 1.00 0.444																					

Chicago White Sox @ Cleveland Indians  
 Progressive Field, Cleveland, OH  
 Mon Sep 28 2009, 7:05 PM EDT  
 Att: 23,088 - Cloudy - 58 F

AB	29
R	1
H	3
RBI	1
BB	1
SO	7
LOB	4





Batter	1	2	3	4	5	6	7	8	9	AB	R	H	RBI	BB	SO	LOB	TOP			
22 Scott Podsednik, L (1, 7) OBP: 0.352, SLG: 0.408										4	0	1	0	0	1	1	Chicago White Sox @ Cleveland Indians Progressive Field, Cleveland, OH Wed Sep 30 2009, 4:05 PM EDT Cloudy - 51 F			
15 Gordon Beckham, R (1, 5) OBP: 0.350, SLG: 0.465										3	0	1	0	1	1	0				
7 Mark Kotsay, L (1, 10) OBP: 0.330, SLG: 0.399										4	0	2	0	0	0	3				
51 Alex Rios, R (1, 8) OBP: 0.292, SLG: 0.392										4	0	0	0	0	1	4				
7 Josh Fields, R (1, 3) OBP: 0.304, SLG: 0.352										4	1	1	0	0	1	2				
31 Dewayne Wise, L (1, 9) OBP: 0.295, SLG: 0.360										4	0	1	1	0	0	0				
26 Tyler Flowers, R (1, 2) 27 Ramon Castro, R (4, 2) OBP: 0.297, SLG: 0.409										1	0	0	0	0	0	0				
5 Jayson Nix, R (1, 4) OBP: 0.311, SLG: 0.416										3	0	0	0	0	2	2				
18 Brent Lillibridge, R (1, 6) OBP: 0.274, SLG: 0.183										2	0	0	0	1	0	2				
<b>Inning Stats</b>	R: 0 H: 2 E: 0 K: 1 S: 11	H: 2 LOB: 2 BB: 0 P: 15	R: 0 H: 0 E: 0 K: 0 S: 11	H: 0 LOB: 0 BB: 1 P: 14	R: 0 H: 0 E: 0 K: 0 S: 10	H: 0 LOB: 1 BB: 1 P: 17	R: 1 H: 2 E: 0 K: 1 S: 16	H: 2 LOB: 2 BB: 0 P: 25	R: 0 H: 1 E: 0 K: 2 S: 10	H: 0 LOB: 0 BB: 0 P: 4	R: 0 H: 0 E: 0 K: 1 S: 6	H: 0 LOB: 0 BB: 1 P: 14	R: 0 H: 1 E: 0 K: 0 S: 8	H: 0 LOB: 0 BB: 0 P: 12	R: 0 H: 0 E: 0 K: 1 S: 9	H: 0 LOB: 0 BB: 0 P: 16		1B: 5 2B: 0 3B: 1 HR: 0	SF: 0 SAC: 0 DP: 1 HBP: 1	WP: 0 PB: 0 SB: 0 CS: 1
<b>PITCHER</b>	IP WLS BF H R ER SO BB IBB HBP BLK WP HR S P ERA WHIP																			
55 Roberto Hernandez, R (1, 1) ERA: 6.32	7.0 W 28 5 1 1 5 2 0 1 0 0 0 68 103 1.29 1.000																			
54 Chris Perez, R (8, 1) ERA: 4.2	2.0 6 1 0 0 1 0 0 0 0 0 0 0 17 28 0.00 0.500																			

Batter	1	2	3	4	5	6	7	8	9	AB	R	H	RBI	BB	SO	LOB	BOTTOM			
23 Michael Brantley, L (1, 8) OBP: 0.362, SLG: 0.340										4	0	0	0	0	1	1	Chicago White Sox @ Cleveland Indians Progressive Field, Cleveland, OH Wed Sep 30 2009, 4:05 PM EDT Cloudy - 51 F			
13 Asdrubal Cabrera, S (1, 6) 11 Jamey Carroll, R (5, 4) OBP: 0.380, SLG: 0.347										2	0	1	0	0	1	0				
17 Shin-Soo Choo, L (1, 9) OBP: 0.394, SLG: 0.489										3	0	0	0	1	1	1				
2 Jhonny Peralta, R (1, 5) OBP: 0.319, SLG: 0.381										4	0	0	0	0	1	2				
48 Travis Hafner, L (1, 10) OBP: 0.355, SLG: 0.471										3	3	2	1	1	0	0				
7 Matt LaPorta, R (1, 3) OBP: 0.326, SLG: 0.473										1	2	1	1	2	0	0				
1 Luis Valbuena, L (1, 4) OBP: 0.293, SLG: 0.402										3	0	1	0	0	0	2				
30 Lou Marson, R (1, 2) OBP: 0.354, SLG: 0.333										2	0	1	2	0	2					
4 Trevor Crowe, S (1, 7) OBP: 0.280, SLG: 0.335										2	0	0	1	0	2	1				
<b>Inning Stats</b>	R: 0 H: 0 E: 0 K: 1 S: 9	H: 0 LOB: 1 BB: 1 P: 18	R: 2 H: 2 E: 0 K: 1 S: 13	H: 2 LOB: 0 BB: 0 P: 22	R: 0 H: 1 E: 0 K: 1 S: 9	H: 1 LOB: 1 BB: 0 P: 11	R: 2 H: 1 E: 0 K: 0 S: 13	H: 1 LOB: 1 BB: 2 P: 26	R: 0 H: 0 E: 0 K: 0 S: 5	H: 0 LOB: 0 BB: 0 P: 9	R: 1 H: 2 E: 0 K: 1 S: 13	H: 2 LOB: 1 BB: 1 P: 22	R: 0 H: 0 E: 0 K: 2 S: 9	H: 0 LOB: 0 BB: 0 P: 13	R: 0 H: 0 E: 0 K: 0 S: 7	H: 0 LOB: 1 BB: 0 P: 11		1B: 4 2B: 2 3B: 0 HR: 1	SF: 2 SAC: 1 DP: 1 HBP: 1	WP: 0 PB: 0 SB: 1 CS: 0
<b>PITCHER</b>	IP WLS BF H R ER SO BB IBB HBP BLK WP HR S P ERA WHIP																			
52 Carlos Torres, R (1, 1) ERA: 6.26	6.0 L 27 6 0 0 0 4 0 0 0 0 0 0 108 7.50 1.667																			
67 Randy Williams, L (7, 1) ERA: 4.55	2.0 7 0 0 0 2 0 0 1 0 0 0 0 16 24 0.00 0.000																			



Batter	1	2	3	4	5	6	7	8	9	AB	R	H	RBI	BB	SO	LOB	TOP			
31 Dewayne Wise, L (1,9) OBP: 0.259, SLG: 0.364										4	1	1	0	0	1	0	Chicago White Sox @ Cleveland Indians Progressive Field, Cleveland, OH Wed Sep 30 2009, 4:10 PM EDT Att: 27,534 - Partly Cloudy - 50 F			
10 Alexei Ramirez, R (1,6) OBP: 0.332, SLG: 0.390										4	0	0	0	0	1	1				
7 Mark Kotsay, L (1,7) OBP: 0.328, SLG: 0.401										4	0	1	0	0	1	1				
14 Paul Konerko, R (1,10) 22 Scott Podsednik, L (9, PR) OBP: 0.353, SLG: 0.494 OBP: 0.292, SLG: 0.408										2	0	1	1	2	0	1				
51 Alex Rios, R (1,8) OBP: 0.292, SLG: 0.391										4	0	1	0	0	1	3				
7 Josh Fields, R (1,3) OBP: 0.301, SLG: 0.347										3	0	0	0	0	1	3				
5 Jayson Nix, R (1,5) OBP: 0.308, SLG: 0.411										3	0	0	0	0	3	2				
27 Ramon Castro, R (1,2) OBP: 0.292, SLG: 0.401										3	0	0	0	0	3	2				
18 Brent Lillibridge, R (1,4) OBP: 0.285, SLG: 0.176										3	0	0	0	0	1	0				
<b>Inning Stats</b>	R: 0 E: 0 K: 1 S: 7	H: 0 LOB: 0 BB: 0 P: 8	R: 0 E: 0 K: 2 S: 11	H: 1 LOB: 2 BB: 1 P: 19	R: 0 E: 0 K: 0 S: 5	H: 0 LOB: 0 BB: 0 P: 6	R: 0 E: 0 K: 0 S: 7	H: 1 LOB: 1 BB: 0 P: 11	R: 0 E: 0 K: 3 S: 10	H: 0 LOB: 0 BB: 0 P: 12	R: 0 E: 0 K: 0 S: 10	H: 0 LOB: 0 BB: 0 P: 12	R: 0 E: 0 K: 1 S: 9	H: 0 LOB: 0 BB: 1 P: 14	R: 0 E: 0 K: 1 S: 9	H: 0 LOB: 0 BB: 1 P: 14		1B: 2 2B: 2 3B: 0 HR: 0	SF: 0 SAC: 0 DP: 0 HBP: 0	WP: 0 PB: 0 SB: 1 CS: 1
<b>PITCHER</b> 63 Justin Masterson, R (1,1) ERA: 4.52	IP: 9.0 WLS: L BF: 32 H: 4 R: 1 ER: 1 SO: 12 BB: 2 IBB: 0 HBP: 0 BLK: 0 WP: 0 HR: 0 S: 80 P: 109 ERA: 1.00 WHIP: 0.667															<b>PITCHER</b> IP: 9.0 WLS: L BF: 32 H: 4 R: 1 ER: 1 SO: 12 BB: 2 IBB: 0 HBP: 0 BLK: 0 WP: 0 HR: 0 S: 80 P: 109 ERA: 1.00 WHIP: 0.667				

Batter	1	2	3	4	5	6	7	8	9	AB	R	H	RBI	BB	SO	LOB	BOTTOM					
11 Jamey Carroll, R (1,4) OBP: 0.355, SLG: 0.342										4	0	0	0	0	1	1	Chicago White Sox @ Cleveland Indians Progressive Field, Cleveland, OH Wed Sep 30 2009, 4:10 PM EDT Att: 27,534 - Partly Cloudy - 50 F					
4 Trevor Crowe, S (1,8) OBP: 0.280, SLG: 0.333										4	0	1	0	0	1	0						
17 Shin-Soo Choo, L (1,9) OBP: 0.393, SLG: 0.487										4	0	1	0	0	1	1						
2 Jhonny Peralta, R (1,5) OBP: 0.319, SLG: 0.382										4	0	1	0	0	0	0						
7 Matt LaPorta, R (1,7) OBP: 0.321, SLG: 0.464										3	0	0	0	0	1	2						
10 Kelly Shoppach, R (1,10) OBP: 0.340, SLG: 0.411										3	0	0	0	0	0	0						
25 Andy Marte, R (1,3) OBP: 0.307, SLG: 0.417										3	0	0	0	0	0	0						
16 Wyatt Teregas, R (1,2) OBP: 0.268, SLG: 0.170										3	0	0	0	0	1	0						
4 Niuman Romero, S (1,6) 1 Luis Valbuena, L (8, PH) OBP: 0.182, SLG: 0.100 OBP: 0.295, SLG: 0.403										2	0	0	0	0	1	0						
<b>Inning Stats</b>	R: 0 E: 0 K: 1 S: 13	H: 2 LOB: 2 BB: 0 P: 17	R: 0 E: 0 K: 0 S: 6	H: 0 LOB: 0 BB: 0 P: 10	R: 0 E: 0 K: 1 S: 12	H: 1 LOB: 1 BB: 0 P: 20	R: 0 E: 0 K: 0 S: 7	H: 0 LOB: 0 BB: 0 P: 8	R: 0 E: 0 K: 0 S: 10	H: 0 LOB: 0 BB: 0 P: 13	R: 0 E: 0 K: 0 S: 6	H: 0 LOB: 0 BB: 0 P: 11	R: 0 E: 0 K: 1 S: 12	H: 1 LOB: 1 BB: 0 P: 16	R: 0 E: 0 K: 0 S: 12	H: 0 LOB: 0 BB: 0 P: 16		R: 0 E: 0 K: 2 S: 10	H: 0 LOB: 0 BB: 0 P: 15	1B: 3 2B: 1 3B: 0 HR: 0	SF: 0 SAC: 0 DP: 0 HBP: 0	WP: 0 PB: 0 SB: 1 CS: 0
<b>PITCHER</b> 56 Mark Buehrle, L (1,1) ERA: 3.84 57 Ramon Pena, R (7,1) ERA: 4.04 37 Matt Thornton, L (9,1) ERA: 2.78	IP: 6.0 WLS: W BF: 21 H: 3 R: 0 ER: 0 SO: 3 BB: 0 IBB: 0 HBP: 0 BLK: 0 WP: 0 HR: 0 S: 54 P: 79 ERA: 0.00 WHIP: 0.500															<b>PITCHER</b> IP: 2.0 WLS: H BF: 7 H: 1 R: 0 ER: 0 SO: 1 BB: 0 IBB: 0 HBP: 0 BLK: 0 WP: 0 HR: 0 S: 24 P: 32 ERA: 0.00 WHIP: 0.500						

AB 30  
R 1  
H 4  
RBI 1  
BB 2  
SO 12  
LOB 13



AB 31  
R 0  
H 4  
RBI 0  
BB 0  
SO 6  
LOB 4





Batter	1	2	3	4	5	6	7	8	9	AB	R	H	RBI	BB	SO	LOB	TOP										
23 Michael Brantley, L OBP: 0.358, SLG: 0.537										4	0	1	0	0	2	1	<b>Cleveland Indians @ Boston Red Sox</b> Fenway Park, Boston, MA Thu Oct 01 2009, 7:10 PM EDT Att: 37,459 - Partly Cloudy - 51 F										
11 Jamey Carroll, R OBP: 0.351, SLG: 0.338										4	0	0	0	0	2	1											
2 Johnny Perella, R OBP: 0.319, SLG: 0.380										3	0	0	0	1	0	1											
7 Matt LaPorta, R OBP: 0.321, SLG: 0.468										3	0	1	0	0	1	0											
10 Kelly Shoppach, R OBP: 0.338, SLG: 0.408										2	0	0	0	0	1	0											
17 Shin-Soo Choo, L OBP: 0.394, SLG: 0.487										0	0	0	0	0	0	0											
25 Andy Marte, R OBP: 0.301, SLG: 0.408										3	0	0	0	0	1	3											
1 Luis Valbuena, L OBP: 0.292, SLG: 0.400										3	0	0	0	0	1	0											
30 Lou Marson, R OBP: 0.353, SLG: 0.351										3	0	1	0	0	1	0											
4 Trevor Crowe, S OBP: 0.275, SLG: 0.328										3	0	0	0	0	1	1											
<b>Inning Stats</b>	R: 0 E: 0 K: 0 S: 6	H: 0 LOB: 0 BB: 0 P: 10	R: 0 E: 0 K: 0 S: 5	H: 0 LOB: 0 BB: 0 P: 11	R: 0 E: 0 K: 1 S: 9	H: 0 LOB: 0 BB: 0 P: 14	R: 0 E: 0 K: 1 S: 6	H: 1 LOB: 0 BB: 0 P: 7	R: 0 E: 0 K: 3 S: 10	H: 0 LOB: 0 BB: 0 P: 15	R: 0 E: 0 K: 2 S: 14	H: 1 LOB: 1 BB: 0 P: 20	R: 0 E: 0 K: 0 S: 7	H: 1 LOB: 2 BB: 1 P: 14	R: 0 E: 0 K: 1 S: 8	H: 0 LOB: 0 BB: 0 P: 8	R: 0 E: 0 K: 2 S: 9	H: 0 LOB: 0 BB: 0 P: 11	1B: 1 2B: 2 HR: 0	SF: 0 SAC: 0 DP: 2 HBP: 1	WP: 0 PB: 0 SB: 0 CS: 0	PA: 30					
<b>PITCHER</b>	IP	WLS	BF	H	R	ER	SO	BB	IBB	HBP	BLK	WP	HR	S	P	ERA	WHIP										
31 Jon Lester, L ERA: 3.41	6.1	W	21	2	0	0	7	1	0	0	0	0	0	52	84	0.00	0.474										
51 Daniel Bard, R ERA: 3.75	0.2	H	3	1	0	0	0	0	0	1	0	0	0	5	7	0.00	1.500										
13 Billy Wagner, L ERA: 1.8	1.0	H	3	0	0	0	1	0	0	0	0	0	0	8	8	0.00	0.000										
58 Jonathan Papelbon, R ERA: 1.88	1.0	S	3	0	0	0	2	0	0	0	0	0	0	9	11	0.00	0.000										

Batter	1	2	3	4	5	6	7	8	9	AB	R	H	RBI	BB	SO	LOB	BOTTOM										
2 Jacoby Ellsbury, L OBP: 0.353, SLG: 0.414										5	1	3	0	0	2	3	<b>Cleveland Indians @ Boston Red Sox</b> Fenway Park, Boston, MA Thu Oct 01 2009, 7:10 PM EDT Att: 37,459 - Partly Cloudy - 51 F										
15 Dustin Pedroia, R OBP: 0.370, SLG: 0.440										3	0	0	0	2	0	2											
41 Victor Martinez, S OBP: 0.380, SLG: 0.476										4	1	2	0	0	0	5											
20 Kevin Youkilis, R OBP: 0.412, SLG: 0.550										3	1	1	1	0	1	4											
34 David Ortiz, L OBP: 0.332, SLG: 0.463										4	0	1	1	0	1	1											
44 Jason Bay, R OBP: 0.385, SLG: 0.538										4	0	2	1	0	0	0											
25 Mike Lowell, R OBP: 0.335, SLG: 0.475										4	0	1	0	0	0	2											
11 Casey Kotchman, L OBP: 0.340, SLG: 0.385										0	0	0	0	0	0	0											
23 Joey Gathright, L OBP: 0.346, SLG: 0.292										2	0	0	0	1	0	1											
5 Rocco Baldelli, R OBP: 0.315, SLG: 0.439										1	0	0	0	0	0	0											
32 Brian Anderson, R OBP: 0.315, SLG: 0.325										0	0	0	0	0	0	0											
3 Alex Gonzalez, R OBP: 0.277, SLG: 0.351										3	0	2	0	1	0	2											
<b>Inning Stats</b>	R: 1 E: 0 K: 0 S: 10	H: 1 LOB: 1 BB: 1 P: 18	R: 0 E: 0 K: 1 S: 10	H: 2 LOB: 2 BB: 0 P: 17	R: 2 E: 0 K: 0 S: 12	H: 4 LOB: 1 BB: 0 P: 22	R: 0 E: 0 K: 1 S: 11	H: 2 LOB: 3 BB: 1 P: 18	R: 0 E: 0 K: 1 S: 10	H: 1 LOB: 2 BB: 1 P: 20	R: 0 E: 0 K: 0 S: 9	H: 2 LOB: 1 BB: 0 P: 12	R: 0 E: 0 K: 0 S: 9	H: 0 LOB: 0 BB: 0 P: 14	R: 0 E: 0 K: 1 S: 10	H: 0 LOB: 1 BB: 1 P: 18	R: 0 E: 0 K: 1 S: 10	H: 0 LOB: 1 BB: 1 P: 18	1B: 11 2B: 1 3B: 0 HR: 0	SF: 1 SAC: 0 DP: 0 HBP: 0	WP: 0 PB: 0 SB: 1 CS: 1	PA: 38					
<b>PITCHER</b>	IP	WLS	BF	H	R	ER	SO	BB	IBB	HBP	BLK	WP	HR	S	P	ERA	WHIP										
59 Carlos Carrasco, R ERA: 8.87	3.1	L	19	9	3	3	1	1	0	0	0	0	0	36	63	8.10	3.000										
50 Jensen Lewis, R ERA: 4.48	1.2		8	1	0	0	2	2	0	0	0	0	0	17	32	0.00	1.800										
53 Rafael Perez, L ERA: 6.65	2.0		7	2	0	0	0	0	0	0	0	0	0	18	26	0.00	1.000										
47 Jose Veras, R ERA: 5.22	1.0		4	0	0	0	1	1	0	0	0	0	0	10	18	0.00	1.000										

AB	28
R	0
H	3
RBI	0
BB	1
SO	10
LOB	7





Batter	1	2	3	4	5	6	7	8	9	AB	R	H	RBI	BB	SO	LOB	TOP					
23 Michael Brantley, L (1, 8) OBP: 0.351, SLG: 0.340										5	0	1	0	0	1	2						
11 Jamey Carroll, R (1, 4) OBP: 0.355, SLG: 0.340										4	0	2	0	1	1	1						
17 Shin-Soo Choo, L (1, 9) OBP: 0.393, SLG: 0.484										4	0	0	0	1	2	5						
2 Jhonny Peralta, R (1, 5) OBP: 0.317, SLG: 0.377										4	0	0	0	0	2	3						
48 Travis Hafner, L (1, 10) OBP: 0.297, SLG: 0.473										3	1	1	0	1	0	0						
7 Matt LaPorta, R (1, 3) OBP: 0.314, SLG: 0.457										4	0	0	0	0	1	2						
1 Luis Valbuena, L (1, 6) OBP: 0.297, SLG: 0.409										4	1	3	1	0	1	0						
10 Kelly Shoppach, R (1, 2) OBP: 0.336, SLG: 0.403										3	0	0	0	1	1	3						
4 Trevor Crowe, S (1, 7) OBP: 0.275, SLG: 0.326										4	0	1	1	0	1	0						
<b>Inning Stats</b>	R: 0 E: 0 K: 1 S: 15	H: 1 LOB: 1 BB: 0 P: 22	R: 0 E: 0 K: 1 S: 7	H: 0 LOB: 0 BB: 0 P: 12	R: 0 E: 0 K: 0 S: 8	H: 0 LOB: 0 BB: 0 P: 10	R: 0 E: 0 K: 2 S: 10	H: 0 LOB: 0 BB: 0 P: 12	R: 2 E: 0 K: 1 S: 14	H: 3 LOB: 3 BB: 2 P: 26	R: 0 E: 0 K: 2 S: 12	H: 1 LOB: 2 BB: 1 P: 22	R: 0 E: 0 K: 3 S: 12	H: 1 LOB: 2 BB: 1 P: 20	R: 0 E: 0 K: 0 S: 8	H: 1 LOB: 1 BB: 0 P: 13	R: 0 E: 0 K: 0 S: 12	H: 1 LOB: 1 BB: 0 P: 17	1B: 5 2B: 2 3B: 1 HR: 0	SF: 0 SAC: 0 DP: 0 HBP: 0	WP: 1 PB: 0 SB: 1 CS: 0	PA: 39
<b>PITCHER</b>	IP WLS BF H R ER SO BB IBB HBP BLK WP HR S P ERA WHIP																					
18 Daisuke Matsuzaka, R (1, 1) ERA: 5.76	6.0 W 26 5 2 2 7 3 0 0 0 1 0 66 104 3.00 1.333																					
13 Billy Wagner, L (7, 1) ERA: 1.72	0.2 H 2 0 0 0 2 0 0 0 0 0 0 6 7 0.00 0.000																					
56 Ramon E Ramirez, R (7, 1) ERA: 2.88	1.0 H 6 2 0 0 1 1 0 0 0 0 0 0 13 24 0.00 3.000																					
51 Daniel Bard, R (8, 1) ERA: 3.72	0.1 1 0 0 0 0 0 0 0 0 0 0 1 2 0.00 0.000																					
24 Takashi Saito, R (9, 1) ERA: 2.45	1.0 4 1 0 0 0 0 0 0 0 0 0 0 12 17 0.00 1.000																					

Cleveland Indians @ Boston Red Sox  
Fenway Park, Boston, MA  
Fri Oct 02 2009, 7:10 PM EDT  
Att: 37,787 - Cloudy - 58 F

AB 35  
R 2  
H 8  
RBI 2  
BB 4  
SO 10  
LOB 16



Batter	1	2	3	4	5	6	7	8	9	AB	R	H	RBI	BB	SO	LOB	BOTTOM			
2 Jacoby Ellsbury, L (1, 8) OBP: 0.355, SLG: 0.415										3	2	1	0	2	0	0				
15 Dustin Pedroia, R (1, 4) OBP: 0.368, SLG: 0.438										3	1	0	1	1	0	3				
41 Victor Martinez, S (1, 3) OBP: 0.361, SLG: 0.476										4	1	2	1	0	0	2				
20 Kevin Youkilis, R (1, 5) OBP: 0.413, SLG: 0.551										3	0	1	2	1	1	1				
44 Jason Bay, R (1, 7) OBP: 0.386, SLG: 0.540										4	0	2	1	0	0	1				
25 Mike Lowell, R (1, 10) OBP: 0.337, SLG: 0.474										3	0	1	0	1	0	2				
16 George Kottaras, L (8, PR) (9, 10) OBP: 0.295, SLG: 0.374										0	0	0	0	0	0	0				
5 Rocco Baldelli, R (1, 9) ERA: 8.02										2	0	0	0	0	0	0				
68 Josh Reddick, L (4, PR) (5, 9) OBP: 0.220, SLG: 0.357										0	0	0	0	0	0	0				
32 Brian Anderson, R (6, PH) (7, 9) OBP: 0.313, SLG: 0.322										2	0	0	0	0	1	3				
33 Jason Varitek, S (1, 2) OBP: 0.312, SLG: 0.391										4	1	1	0	0	1	3				
3 Alex Gonzalez, R (1, 6) OBP: 0.280, SLG: 0.349										2	1	0	0	0	1	1				
12 Jed Lowrie, S (8, PR) (9, 6) OBP: 0.203, SLG: 0.226										0	0	0	0	0	0	0				
<b>Inning Stats</b>	R: 1 E: 0 K: 1 S: 9	H: 1 LOB: 0 BB: 0 P: 17	R: 0 E: 0 K: 0 S: 5	H: 0 LOB: 0 BB: 0 P: 9	R: 3 E: 0 K: 0 S: 28	H: 3 LOB: 2 BB: 2 P: 43	R: 0 E: 1 K: 0 S: 7	H: 0 LOB: 1 BB: 0 P: 8	R: 0 E: 0 K: 1 S: 10	H: 2 LOB: 1 BB: 0 P: 13	R: 2 E: 1 K: 1 S: 15	H: 1 LOB: 1 BB: 1 P: 24	R: 0 E: 0 K: 1 S: 10	H: 0 LOB: 3 BB: 2 P: 24	R: 0 E: 0 K: 1 S: 10	H: 0 LOB: 0 BB: 2 P: 24	1B: 4 2B: 6 3B: 0 HR: 0	SF: 1 SAC: 0 DP: 2 HBP: 2	WP: 0 PB: 0 SB: 1 CS: 1	PA: 38
<b>PITCHER</b>	IP WLS BF H R ER SO BB IBB HBP BLK WP HR S P ERA WHIP																			
45 Jeremy Sowers, L (1, 1) ERA: 5.25	3.0 L 15 4 4 4 4 2 0 0 0 0 0 0 23 27 0.00 1.500																			
40 Jess Todd, R (4, 1) ERA: 8.02	2.0 9 3 0 0 0 0 0 0 0 0 0 0 23 27 0.00 1.500																			
49 Tony Sipp, L (6, 1) ERA: 2.93	1.2 6 0 2 0 2 1 0 0 0 0 0 0 18 30 0.00 0.600																			
47 Jose Veras, R (7, 1) ERA: 5.19	0.1 2 1 0 0 0 0 0 0 0 0 0 0 3 3 0.00 3.000																			
34 Kerry Wood, R (8, 1) ERA: 4.25	1.0 6 0 0 0 0 1 2 0 1 0 0 0 0 10 24 0.00 2.000																			

Cleveland Indians @ Boston Red Sox  
Fenway Park, Boston, MA  
Fri Oct 02 2009, 7:10 PM EDT  
Att: 37,787 - Cloudy - 58 F

AB 30  
R 6  
H 8  
RBI 5  
BB 5  
SO 4  
LOB 16









Batter	1	2	3	4	5	6	7	8	9	AB	R	H	RBI	BB	SO	LOB	TOP			
1 Luis Valbuena, L (1.4) OBP: 0.298, SLG: 0.416										5	1	1	1	0	1	2				
4 Trevor Crowe, S (1.8) OBP: 0.276, SLG: 0.333										5	2	2	0	0	1	0				
7 Matt LaPorta, R (1.9) OBP: 0.399, SLG: 0.442										2	1	0	1	1	0	0				
23 Michael Brantley, L (7.7) OBP: 0.398, SLG: 0.548										1	0	1	1	0	0	0				
2 Johnny Peralta, R (1.5) OBP: 0.316, SLG: 0.375										4	1	1	2	0	1	1				
10 Kelly Shoppach, R (1.10) OBP: 0.293, SLG: 0.399										3	0	0	0	1	2	2				
25 Andy Marte, R (1.3) OBP: 0.293, SLG: 0.400										4	0	1	2	0	1	1				
16 Wyatt Toregas, R (1.2) OBP: 0.267, SLG: 0.196										4	0	1	0	0	3	2				
8 Chris Gimenez, R (1.7) OBP: 0.256, SLG: 0.243										3	1	0	0	1	3	2				
4 Niuaman Romero, S (1.6) OBP: 0.200, SLG: 0.143										4	1	1	0	0	0	0				
<b>Inning Stats</b>	R: 1 E: 0 K: 2 S: 13	H: 1 LOB: 0 BB: 0 P: 19	R: 0 E: 0 K: 1 S: 9	H: 0 LOB: 0 BB: 0 P: 12	R: 5 E: 0 K: 3 S: 19	H: 4 LOB: 1 BB: 2 P: 39	R: 0 E: 0 K: 1 S: 9	H: 0 LOB: 0 BB: 0 P: 10	R: 0 E: 0 K: 0 S: 4	H: 1 LOB: 1 BB: 0 P: 15	R: 1 E: 0 K: 0 S: 12	H: 2 LOB: 1 BB: 0 P: 20	R: 0 E: 0 K: 3 S: 11	H: 0 LOB: 1 BB: 1 P: 18	R: 0 E: 0 K: 0 S: 9	H: 0 LOB: 0 BB: 0 P: 13	1B: 4 2B: 3 3B: 0 HR: 1	SF: 0 SAC: 0 DP: 0 HBP: 0	WP: 0 PB: 0 SB: 0 CS: 0	PA: 38
<b>PITCHER</b>	IP WLS BF H R ER SO BB IBB HBP BLK WP HR S P ERA WHIP	IP WLS BF H R ER SO BB IBB HBP BLK WP HR S P ERA WHIP																		
11 Clay Buchholz, R (1.1) ERA: 4.21	3.0	16	5	6	6	6	2	0	0	0	0	0	1	41	70	18.00	2.333			
56 Ramon E Ramirez, R (4.1) ERA: 2.84	1.0	3	0	0	0	1	0	0	0	0	0	0	0	9	10	0.00	0.000			
64 Michael Bowden, R (5.1) ERA: 9.56	2.2	W	11	3	1	1	2	0	0	0	0	0	0	24	41	3.38	1.125			
51 Daniel Bard, R (7.1) ERA: 3.65	1.0	4	0	0	0	2	1	0	0	0	0	0	0	8	12	0.00	1.000			
53 Fernando Cabrera, R (8.1) ERA: 9.44	0.1	1	0	0	0	1	0	0	0	0	0	0	0	5	8	0.00	0.000			

Cleveland Indians @ Boston Red Sox  
Fenway Park, Boston, MA  
Sun Oct 04 2009, 1:35 PM EDT  
Att: 37,247 - Cloudy - 64 F

AB 35  
R 7  
H 8  
RBI 7  
BB 3  
SO 12  
LOB 10



Batter	1	2	3	4	5	6	7	8	9	AB	R	H	RBI	BB	SO	LOB	BOTTOM			
2 Jacoby Ellsbury, L (1.8) OBP: 0.355, SLG: 0.415										3	1	1	0	0	1	0				
23 Joey Gathright, L (5.7) OBP: 0.313, SLG: 0.267										2	1	2	0	0	0	0				
15 Dustin Pedroia, R (1.4) OBP: 0.371, SLG: 0.447										1	1	0	0	1	0	0				
16 George Kottaras, L (6.5) OBP: 0.308, SLG: 0.387										2	1	1	0	0	1	0				
41 Victor Martinez, S (1.2) OBP: 0.361, SLG: 0.480										4	0	1	2	1	2	2				
33 Jason Varitek, S (4.2) OBP: 0.313, SLG: 0.390										3	1	1	4	0	1	3				
50 Dusty Brown, R (8.2) OBP: 0.500, SLG: 1.333										2	1	1	0	0	1	0				
20 Kevin Youkilis, R (1.5) OBP: 0.413, SLG: 0.548										4	0	1	2	1	2	2				
12 Jed Lowrie, S (4.5) OBP: 0.211, SLG: 0.265										3	1	1	4	0	1	3				
34 David Ortiz, L (1.10) OBP: 0.332, SLG: 0.462										4	0	1	2	1	2	2				
44 Jason Bay, R (1.7) OBP: 0.384, SLG: 0.537										1	0	0	1	0	1	0				
68 Josh Reddick, L (5.7) OBP: 0.210, SLG: 0.339										2	0	0	0	0	0	1				
7 J.D. Drew, L (1.9) OBP: 0.392, SLG: 0.522										3	2	2	2	0	0	1				
32 Brian Anderson, R (7.9) OBP: 0.328, SLG: 0.347										0	0	0	0	1	0	0				
11 Casey Kotchman, L (1.3) OBP: 0.339, SLG: 0.382										4	0	0	0	0	1	1				
3 Alex Gonzalez, R (1.6) OBP: 0.279, SLG: 0.355										4	1	1	1	0	0	1				
<b>Inning Stats</b>	R: 3 E: 0 K: 0 S: 26	H: 3 LOB: 1 BB: 1 P: 35	R: 1 E: 0 K: 0 S: 9	H: 1 LOB: 0 BB: 0 P: 10	R: 0 E: 0 K: 1 S: 9	H: 0 LOB: 0 BB: 0 P: 13	R: 1 E: 0 K: 1 S: 9	H: 1 LOB: 0 BB: 0 P: 12	R: 2 E: 0 K: 2 S: 15	H: 1 LOB: 1 BB: 1 P: 25	R: 5 E: 0 K: 2 S: 26	H: 4 LOB: 0 BB: 1 P: 42	R: 0 E: 0 K: 0 S: 7	H: 0 LOB: 1 BB: 1 P: 12	R: 0 E: 0 K: 1 S: 14	H: 1 LOB: 2 BB: 1 P: 21	1B: 6 2B: 0 3B: 0 HR: 5	SF: 1 SAC: 0 DP: 0 HBP: 0	WP: 1 PB: 0 SB: 1 CS: 0	PA: 41
<b>PITCHER</b>	IP WLS BF H R ER SO BB IBB HBP BLK WP HR S P ERA WHIP	IP WLS BF H R ER SO BB IBB HBP BLK WP HR S P ERA WHIP																		
16 Tomo Ohka, R (1.1) ERA: 5.96	5.0	L	24	6	7	7	4	0	0	0	0	1	18	30	54.00	6.000				
53 Rafael Perez, L (6.1) ERA: 7.31	0.2	6	3	4	4	1	1	0	0	0	0	1	15	24	6.75	1.500				
54 Chris Perez, R (6.1) ERA: 4.26	1.1	6	1	1	1	1	1	0	0	0	0	1	15	24	6.75	1.500				
40 Jess Todd, R (8.1) ERA: 7.66	1.0	5	1	0	0	1	1	0	0	0	0	0	14	21	0.00	2.000				

Cleveland Indians @ Boston Red Sox  
Fenway Park, Boston, MA  
Sun Oct 04 2009, 1:35 PM EDT  
Att: 37,247 - Cloudy - 64 F

AB 35  
R 12  
H 11  
RBI 12  
BB 5  
SO 7  
LOB 11

