



# Cleveland Indians - 2010



Batter	1	2	3	4	5	6	7	8	9	AB	R	H	RBI	BB	SO	LOB	TOP						
21 Chris Dickerson, L (1, 8) 6 Drew Stubbs, R (5, 8)										3	0	1	0	0	1	1	<p><b>Cincinnati Reds @ Cleveland Indians</b> Goodyear Ballpark, Goodyear, AZ Sat Mar 06 2010, 3:12 PM - 5:39 PM EST Att: 5,497 - Sunny - 76 F</p> <p>livebaseballscores.com</p> <p>AB 35 R 2 H 9 RBI 2 BB 1 SO 9 LOB 11</p>						
2 Orlando Cabrera, R (1, 6) 73 Zack Cozart, R (5, PH) (5, 6)										2	0	2	0	0	0	0							
19 Joey Votto, L (1, 3) 80 Danny Dorn, L (5, 3)										2	0	0	0	0	1	3							
4 Brandon Phillips, R (1, 4) 60 Chris Valaika, R (5, 4)										2	0	0	0	0	0	0							
27 Scott Rolen, R (1, 5) 43 Miguel Cairo, R (4, 5)										2	0	0	0	0	0	0							
32 Jay Bruce, L (1, 9) 58 Josh Anderson, L (5, 9)										2	0	1	0	0	0	0							
31 Jonny Gomes, R (1, 7) 28 Chris Heisey, R (5, 7)										2	0	0	0	0	1	1							
37 Corky Miller, R (1, 2) 75 Chris Denove, R (5, 2)										2	0	1	0	0	1	0							
78 Devin Mesoraco, R (1, 10) 70 Todd Frazier, R (7, PH) (7, 10)										2	0	1	0	0	1	1							
<b>Inning Stats</b>	R: 0 E: 0 K: 2 S: 8	H: 1 LOB: 0 BB: 0 P: 8	R: 0 E: 0 K: 1 S: 6	H: 1 LOB: 1 BB: 0 P: 6	R: 0 E: 0 K: 1 S: 7	H: 2 LOB: 2 BB: 0 P: 7	R: 0 E: 0 K: 0 S: 3	H: 0 LOB: 0 BB: 0 P: 3	R: 0 E: 0 K: 1 S: 8	H: 2 LOB: 2 BB: 0 P: 8	R: 2 E: 1 K: 0 S: 8	H: 2 LOB: 1 BB: 0 P: 9	R: 0 E: 0 K: 2 S: 7	H: 0 LOB: 1 BB: 1 P: 11	R: 0 E: 0 K: 1 S: 6	H: 1 LOB: 0 BB: 0 P: 6		R: 0 E: 0 K: 1 S: 5	H: 0 LOB: 0 BB: 0 P: 5	1B: 8 2B: 0 3B: 0 HR: 1	SF: 0 SAC: 0 DP: 0 HBP: 0	WP: 0 PB: 0 CS: 2	PA: 37
<b>PITCHER</b>	IP WLS BF H R ER SO BB IBB HBP BLK WP HR S P ERA WHIP																						
28 David Huff, L (1, 1) ERA: 0.00	2.0 W 7 2 0 0 3 0 0 0 0 0 0 0 14 10 0.00 1.000																						
51 Mitch Talbot, R (3, 1) ERA: 0.00	2.0 8 2 0 0 1 0 0 0 0 0 0 0 10 10 0.00 1.000																						
72 Hector Ambriz, R (5, 1) ERA: 0.00	1.0 5 2 0 0 1 0 0 0 0 0 0 0 8 8 0.00 2.000																						
49 Tony Sipp, L (6, 1) ERA: 18.0	1.0 6 2 2 2 0 0 0 0 0 0 0 1 8 9 18.00 2.000																						
40 Jess Todd, R (7, 1) ERA: 0.00	1.0 H 4 0 0 0 2 1 0 0 0 0 0 0 7 11 0.00 1.000																						
50 Jensen Lewis, R (8, 1) ERA: 0.00	1.0 H 3 1 0 0 1 0 0 0 0 0 0 0 3 6 0.00 1.000																						
20 Mike Gosling, L (9, 1) ERA: 0.00	1.0 S 3 0 0 0 1 0 0 0 0 0 0 0 5 5 0.00 0.000																						

Batter	1	2	3	4	5	6	7	8	9	AB	R	H	RBI	BB	SO	LOB	BOTTOM				
23 Michael Brantley, L (1, 8) 82 Tim Fedroff, L (7, 8)										3	1	0	0	0	0	3	<p><b>Cincinnati Reds @ Cleveland Indians</b> Goodyear Ballpark, Goodyear, AZ Sat Mar 06 2010, 3:12 PM - 5:39 PM EST Att: 5,497 - Sunny - 76 F</p> <p>livebaseballscores.com</p> <p>AB 29 R 4 H 7 RBI 4 BB 4 SO 6 LOB 14</p>				
12 Mark Grudzielanek, R (1, 4) 6 Luis Antonio Rodriguez, R (6, PH) (6, 4)										2	1	2	1	0	0	0					
17 Shin-Soo Choo, L (1, 10) 8 Chris Gimenez, R (8, PH) (8, PH)										3	0	0	0	0	2	3					
39 Brian Bixler, R (9, 10) 2 Jhonny Peralta, R (1, 5) 76 Lonnie Chisenhall, L (5, 5)										2	0	0	0	0	1	1					
71 Nick Weglarz, L (1, 7) 93 Brian Horwitz, R (6, PR) (7, 7)										1	0	1	1	2	0	0					
26 Austin Kearns, R (1, 9) 47 Shelley Duncan, R (6, 9)										1	1	0	0	1	0	1					
25 Andy Marte, R (1, 3) 78 Beau Mills, L (6, PH) (7, 3)										2	1	1	2	0	0	0					
16 Wyatt Toregas, R (1, 2) 52 Mike Redmond, R (5, 2) 65 Damaso Espino, R (9, 2)										1	0	1	0	1	0	0					
66 Jason Donald, R (1, 6) 70 Carlos Rivero, R (7, 6)										2	0	1	0	0	1	1					
<b>Inning Stats</b>	R: 2 E: 1 K: 2 S: 9	H: 3 LOB: 1 BB: 1 P: 14	R: 0 E: 0 K: 0 S: 2	H: 0 LOB: 0 BB: 1 P: 6	R: 0 E: 0 K: 0 S: 3	H: 1 LOB: 1 BB: 1 P: 7	R: 0 E: 0 K: 1 S: 5	H: 0 LOB: 0 BB: 0 P: 5	R: 0 E: 0 K: 1 S: 5	H: 0 LOB: 0 BB: 0 P: 5	R: 0 E: 1 K: 0 S: 5	H: 1 LOB: 2 BB: 0 P: 5	R: 0 E: 0 K: 0 S: 5	H: 0 LOB: 0 BB: 0 P: 5	R: 0 E: 0 K: 1 S: 5	H: 0 LOB: 0 BB: 0 P: 5		1B: 5 2B: 1 3B: 0 HR: 1	SF: 0 SAC: 0 DP: 3 HBP: 0	WP: 0 PB: 0 SB: 0 CS: 0	PA: 33
<b>PITCHER</b>	IP WLS BF H R ER SO BB IBB HBP BLK WP HR S P ERA WHIP																				
47 Johnny Cueto, R (1, 1) ERA: 9.0	2.0 L 12 5 4 2 4 1 0 0 0 0 0 0 19 23 9.00 3.000																				
53 Arthur Rhodes, L (3, 1) ERA: 0.00	1.0 3 0 0 0 0 1 0 0 0 0 0 0 2 6 0.00 1.000																				
48 Francisco Cordero, R (4, 1) ERA: 0.00	1.0 4 1 0 0 0 1 0 0 0 0 0 0 3 7 0.00 2.000																				
71 Travis Wood, L (5, 1) ERA: 0.500	2.0 6 0 0 0 1 1 0 0 0 0 0 0 7 11 0.500 0.500																				
76 Mike Leake, R (7, 1) ERA: 0.000	1.0 3 0 0 0 1 0 0 0 0 0 0 0 5 5 0.00 0.000																				
30 Kip Wells, R (8, 1) ERA: 0.00	1.0 5 1 0 0 0 0 0 0 0 0 0 0 5 5 0.00 1.000																				

Batter	1	2	3	4	5	6	7	8	9	AB R H RBI BB SO LOB	TOP																								
											<p style="text-align: center;"><b>Texas Rangers @ Cleveland Indians</b> Goodyear Ballpark, Goodyear, AZ Sun Mar 07 2010, 3:05 PM EST</p> <p style="text-align: right;"><a href="http://livebaseballscorecards.com">livebaseballscorecards.com</a></p> <p><b>AB 0</b> <b>R 0</b> <b>H 0</b> <b>RBI 0</b> <b>BB 0</b> <b>SO 0</b> <b>LOB 0</b></p> 																								
Inning Stats										1B: 0 SF: 0 2B: 0 SAC: 0 3B: 0 DP: 0 HR: 0 HBP: 0	WP: 0 PA: 0 PB: 0 SB: 0 CS: 0																								
PITCHER	IP	WLS	BF	H	R	ER	SO	BB	IBB	HBP	BLK	WP	HR	S	P	ERA	WHIP	PITCHER	IP	WLS	BF	H	R	ER	SO	BB	IBB	HBP	BLK	WP	HR	S	P	ERA	WHIP

Batter	1	2	3	4	5	6	7	8	9	AB R H RBI BB SO LOB	BOTTOM																								
											<p style="text-align: center;"><b>Texas Rangers @ Cleveland Indians</b> Goodyear Ballpark, Goodyear, AZ Sun Mar 07 2010, 3:05 PM EST</p> <p style="text-align: right;"><a href="http://livebaseballscorecards.com">livebaseballscorecards.com</a></p> <p><b>AB 0</b> <b>R 0</b> <b>H 0</b> <b>RBI 0</b> <b>BB 0</b> <b>SO 0</b> <b>LOB 0</b></p> 																								
Inning Stats										1B: 0 SF: 0 2B: 0 SAC: 0 3B: 0 DP: 0 HR: 0 HBP: 0	WP: 0 PA: 0 PB: 0 SB: 0 CS: 0																								
PITCHER	IP	WLS	BF	H	R	ER	SO	BB	IBB	HBP	BLK	WP	HR	S	P	ERA	WHIP	PITCHER	IP	WLS	BF	H	R	ER	SO	BB	IBB	HBP	BLK	WP	HR	S	P	ERA	WHIP



Batter	1	2	3	4	5	6	7	8	9	AB	R	H	RBI	BB	SO	LOB	TOP			
13 Adriel Cabrera, S OBP: 0.500, SLG: 1.000 39 Brian Bixler, R OBP: 0.167, SLG: 0.167										3	0	1	0	0	1	2	<b>Cleveland Indians @ Seattle Mariners</b> Peoria Stadium, Peoria, AZ Tue Mar 09 2010, 3:06 PM - 6:06 PM EST Att: 4,263 - Cloudy - 57 F			
23 Michael Brantley, L OBP: 0.300, SLG: 0.500 82 Tim Fedroff, L										3	0	0	0	0	0	2				
17 Shin-Soo Choo, L OBP: 0.444, SLG: 0.625 93 Brian Horwitz, R OBP: 0.250, SLG: 0.250										2	0	1	0	1	0	0				
48 Travis Hafner, L 78 Beau Mills, L										2	0	0	0	1	0	1				
2 Jhonny Peralta, R 76 Lonnie Chisenhall, L										3	0	1	0	0	0	1				
26 Austin Kearns, R 71 Nick Weglarz, L										1	1	0	0	1	1	0				
1 Luis Valbuena, L 74 Numan Romero, S										3	2	3	1	0	0	0				
68 Wes Hodges, R 70 Carlos Rivera, R 65 Damaso Espino, R										3	0	2	4	0	0	1				
16 Wyatt Teregas, R 8 Chris Gimenez, R										2	0	0	0	0	0	2				
<b>Inning Stats</b>	R: 0 E: 0 K: 0 S: 7	H: 1 LOB: 0 BB: 0 P: 9	R: 0 E: 0 K: 1 S: 8	H: 0 LOB: 0 BB: 0 P: 12	R: 0 E: 0 K: 0 S: 8	H: 1 LOB: 1 BB: 0 P: 14	R: 0 E: 0 K: 0 S: 12	H: 0 LOB: 1 BB: 1 P: 22	R: 2 E: 0 K: 1 S: 13	H: 2 LOB: 2 BB: 1 P: 24	R: 0 E: 0 K: 2 S: 9	H: 0 LOB: 0 BB: 0 P: 13	R: 0 E: 0 K: 0 S: 10	H: 0 LOB: 0 BB: 0 P: 15	R: 1 E: 0 K: 0 S: 8	H: 2 LOB: 0 BB: 0 P: 15		1B: 7 2B: 3 3B: 0 HR: 0	SF: 1 SAC: 0 DP: 2 HBP: 0	WP: 1 PB: 0 SB: 1 CS: 0
<b>PITCHER</b>	IP WLS BF H R ER SO BB IBB HBP BLK WP HR S P ERA WHIP																<b>PITCHER</b>	IP WLS BF H R ER SO BB IBB HBP BLK WP HR S P ERA WHIP		
38 Jason Vargas, L ERA: 4.5	3.2 13 2 0 1 1 0 0 0 0 1 0 31 50 0.00 0.818																33 Chad Cordero, R ERA: 4.5	1.0 4 2 1 1 0 0 0 0 0 0 0 12 23 27.00 4.500		
52 Yusmeiro Petit, R ERA: 6.75	0.2 5 2 2 2 0 1 0 0 0 0 0 0 12 23 27.00 4.500																			
64 Steven Shell, R ERA: 7.36	1.2 L 9 4 3 3 2 1 0 0 0 0 0 0 17 30 16.20 3.000																			
39 Mike Koptove, R ERA: 7.36	1.0 3 0 0 0 2 0 0 0 0 0 0 9 13 0.00 0.000																			
30 Levalle Speigner, R ERA: 7.36	1.0 3 0 0 0 0 0 0 0 0 0 0 10 15 0.00 0.000																			
<b>Batter</b>	<b>1</b>	<b>2</b>	<b>3</b>	<b>4</b>	<b>5</b>	<b>6</b>	<b>7</b>	<b>8</b>	<b>9</b>	<b>AB</b>	<b>R</b>	<b>H</b>	<b>RBI</b>	<b>BB</b>	<b>SO</b>	<b>LOB</b>	<b>BOTTOM</b>			
17 Corey Patterson, L OBP: 0.333, SLG: 0.364										5	0	2	0	0	0	0	<b>Cleveland Indians @ Seattle Mariners</b> Peoria Stadium, Peoria, AZ Tue Mar 09 2010, 3:06 PM - 6:06 PM EST Att: 4,263 - Cloudy - 57 F			
55 Michael Saunders, L OBP: 0.231, SLG: 0.462 61 Mike Wilson, R OBP: 0.375, SLG: 0.714										2	0	0	0	0	1	2				
4 Jose Lopez, R OBP: 0.250, SLG: 0.333 20 Mike Carp, L OBP: 0.300, SLG: 0.400										3	0	0	0	0	0	0				
24 Ken Griffey Jr., L 60 Brad Nelson, L										3	1	0	0	0	0	0				
3 Ryan Garko, R 6 Chris Woodward, R										1	1	0	0	1	0	0				
21 Franklin Gutierrez, R 12 Ryan Langerhans, L										2	0	2	2	0	0	0				
27 Matt Tuiasosopo, R 16 Josh Wilson, R										1	0	0	0	2	1	0				
48 Guillermo Quiroz, R 74 Luis Oliveros, R										3	0	1	0	0	0	5				
93 Nick Franklin, S 75 Dustin Ackley, L										2	0	0	0	0	2	1				
<b>Inning Stats</b>	R: 0 E: 0 K: 0 S: 7	H: 0 LOB: 0 BB: 0 P: 12	R: 0 E: 0 K: 3 S: 13	H: 2 LOB: 2 BB: 0 P: 22	R: 2 E: 1 K: 0 S: 15	H: 1 LOB: 1 BB: 1 P: 26	R: 0 E: 0 K: 2 S: 7	H: 0 LOB: 0 BB: 3 P: 11	R: 0 E: 0 K: 0 S: 11	H: 0 LOB: 3 BB: 3 P: 29	R: 0 E: 0 K: 0 S: 10	H: 0 LOB: 1 BB: 1 P: 18	R: 1 E: 0 K: 0 S: 8	H: 2 LOB: 1 BB: 0 P: 13	R: 1 E: 0 K: 0 S: 13	H: 3 LOB: 1 BB: 0 P: 17		1B: 6 2B: 2 3B: 1 HR: 0	SF: 0 SAC: 0 DP: 3 HBP: 2	WP: 0 PB: 0 SB: 0 CS: 1
<b>PITCHER</b>	IP WLS BF H R ER SO BB IBB HBP BLK WP HR S P ERA WHIP																<b>PITCHER</b>	IP WLS BF H R ER SO BB IBB HBP BLK WP HR S P ERA WHIP		
32 Aaron Laffley, L ERA: 2.7	2.0 6 1 0 0 3 1 0 0 0 0 0 14 26 0.00 0.500																49 Tony Sipp, L ERA: 13.5	1.0 H 7 2 1 1 0 0 0 0 0 0 0 14 24 9.00 3.000		
63 Justin Masterson, R ERA: 2.7	1.1 10 3 2 1 3 1 0 1 0 0 0 26 45 6.75 3.000																50 Jensen Lewis, R ERA: 3.0	2.0 S 7 3 1 1 0 0 0 0 0 0 0 17 24 4.50 1.500		
40 Jess Todd, R ERA: 2.7	0.2 1 0 0 0 0 0 0 0 0 0 0 2 3 0.00 0.000																			
53 Rafael Perez, L ERA: 2.7	1.0 W 3 0 0 0 2 0 0 0 0 0 0 7 11 0.00 0.000																			
72 Hector Ambriz, R ERA: 2.7	1.0 H 6 0 0 0 0 3 0 0 0 0 0 11 29 0.00 3.000																			



















Batter	1	2	3	4	5	6	7	8	9	AB	R	H	RBI	BB	SO	LOB	TOP											
<b>23 Michael Brantley, L</b> (1, 8) OBP: 0.444, SLG: 0.455 <b>93 Brian Horwitz, R</b> (8, 8) OBP: 0.300, SLG: 0.400	G4-3 1B		G4-6-3 BB			G4-3 BB		G4-3 1B		3	0	1	0	1	0	0	<b>Cleveland Indians @ Colorado Rockies</b> US West Sports Complex, Hi Corbett Field, Tucson, AZ Wed Mar 17 2010, 4:20 PM - 6:45 PM EDT Att: 5,629 - Sunny - 78 F <a href="http://livebaseballscorecards.com">livebaseballscorecards.com</a>											
<b>1 Luis Valbuena, L</b> (1, 4) OBP: 0.388, SLG: 0.353 <b>92 Cord Phelps, S</b> (8, 4)	25 2B		G4-6-3 1-2			K		G4-3 BB		3	1	1	0	1	1	1												
<b>25 Andy Marte, R</b> (1, 5) OBP: 0.357, SLG: 0.409	16 1B		P4			P3		K		4	1	1	1	0	1	3												
<b>47 Shelley Duncan, R</b> (1, 3) OBP: 0.200, SLG: 0.200 <b>50 Jensen Lewis, R</b> (7, 1)	G5-3 1B							G1-3		3	0	0	0	0	2	1												
<b>30 Lou Marson, R</b> (8, PH) OBP: 0.308, SLG: 0.308 <b>49 Tony Sipp, L</b> (8, 1)						K		G1-3		0	0	0	0	0	0	0												
<b>16 Wyatt Teregas, R</b> (1, 2) OBP: 0.333, SLG: 0.273 <b>53 Rafael Perez, L</b> (8, 2)	2H 1B					G3		P6		3	0	1	1	0	0	0												
<b>8 Chris Gimenez, R</b> (1, 9) OBP: 0.056, SLG: 0.059						F9		G1-5-3		4	0	0	0	0	1	1												
<b>70 Carlos Rivera, R</b> (1, 6) OBP: 0.267, SLG: 0.400										4	1	1	0	0	1	1												
<b>91 Matt McBride, R</b> (1, 7) OBP: 0.333, SLG: 0.333						K		G3		3	0	1	0	0	1	1												
<b>59 Carlos Carrasco, R</b> (1, 1) <b>89 Matthew Brown, L</b> (5, PH) <b>20 Mike Gosling, L</b> (5, 1) <b>84 Scott Barnes, L</b> (6, 1) <b>68 Wes Hodges, R</b> (7, 3)										1	0	0	0	0	1	1												
<b>Inning Stats</b>	R: 2 E: 0 K: 0 S: 5	H: 3 LOB: 1 BB: 0 P: 5	R: 0 E: 0 K: 2 S: 8	H: 1 LOB: 1 BB: 0 P: 8	R: 0 E: 0 K: 1 S: 2	H: 0 LOB: 0 BB: 1 P: 6	R: 0 E: 0 K: 1 S: 5	H: 0 LOB: 0 BB: 0 P: 5	R: 0 E: 0 K: 3 S: 9	H: 0 LOB: 0 BB: 0 P: 9	R: 0 E: 0 K: 1 S: 5	H: 0 LOB: 0 BB: 0 P: 5	R: 0 E: 0 K: 1 S: 5	H: 0 LOB: 0 BB: 0 P: 5	R: 1 E: 0 K: 1 S: 8	H: 3 LOB: 3 BB: 1 P: 12	R: 0 E: 0 K: 0 S: 2	H: 0 LOB: 0 BB: 1 P: 6	1B: 5 2B: 2 3B: 0 HR: 0	SF: 0 SAC: 0 DP: 2 HBP: 0	WP: 0 PB: 0 SB: 0 CS: 0	PA: 34						
<b>PITCHER</b>	IP WLS BF H R ER SO BB IBB HBP BLK WP HR S P ERA WHIP	29 Jorge De La Rosa, L (1, 1) ERA: 1.93	34 Matt Belisle, R (6, 1) ERA: 3.86	53 Randy Flores, L (7, 1) ERA: 3.86	51 Matt Reynolds, L (8, 1) ERA: 2.25	32 Justin Speier, R (9, 1) ERA: 4.5												<b>PITCHER</b> IP WLS BF H R ER SO BB IBB HBP BLK WP HR S P ERA WHIP										

Batter	1	2	3	4	5	6	7	8	9	AB	R	H	RBI	BB	SO	LOB	BOTTOM											
<b>15 Jay Payton, R</b> (1, 7) OBP: 0.214, SLG: 0.222 <b>72 Mike Paulk, L</b> (8, 9) OBP: 0.360, SLG: 0.500	17 G4-3 24 SH1-3 BB		G1-3							3	0	1	0	1	0	2	<b>Cleveland Indians @ Colorado Rockies</b> US West Sports Complex, Hi Corbett Field, Tucson, AZ Wed Mar 17 2010, 4:20 PM - 6:45 PM EDT Att: 5,629 - Sunny - 78 F <a href="http://livebaseballscorecards.com">livebaseballscorecards.com</a>											
<b>24 Dexter Fowler, S</b> (1, 8) OBP: 0.429, SLG: 0.348 <b>13 Matt Miller, R</b> (7, 7) OBP: 0.421, SLG: 0.588	SH1-3 1-2							F7		2	1	1	0	0	0	0												
<b>17 Todd Helton, L</b> (1, 3) OBP: 0.333, SLG: 0.200 <b>14 Paul Lo Duca, R</b> (6, PR) OBP: 0.227, SLG: 0.190	G4-3 2-3							F7		3	0	1	0	0	0	1												
<b>2 Troy Tulowitzki, R</b> (1, 6) OBP: 0.435, SLG: 0.660 <b>18 Jonathan Herrera, S</b> (7, 6) OBP: 0.452, SLG: 0.500	K							G5-3		3	1	1	1	0	1	1												
<b>11 Brad Hawpe, L</b> (1, 9) OBP: 0.333, SLG: 0.455 <b>3 Eric Young Jr., S</b> (7, 8) OBP: 0.211, SLG: 0.273								K		3	0	0	0	0	1	2												
<b>20 Chris Iannetta, R</b> (1, 2) OBP: 0.500, SLG: 0.556 <b>53 Randy Flores, L</b> (7, 1)	G5-3							G3-1		0	0	0	0	1	0	0												
<b>64 Cole Garner, R</b> (8, 8) OBP: 0.321, SLG: 0.519								G3		1	1	0	0	0	0	0												
<b>9 Ian Stewart, L</b> (1, 5) OBP: 0.444, SLG: 0.560 <b>10 Chris Nelson, R</b> (8, 4) OBP: 0.375, SLG: 0.400	G6-3							G3		2	2	1	2	1	0	0												
<b>12 Clint Barmes, R</b> (1, 4) OBP: 0.360, SLG: 0.565 <b>51 Matt Reynolds, L</b> (8, 1)								G6-3		0	0	0	0	0	0	0												
<b>39 Paul Phillips, R</b> (8, PH) OBP: 0.400, SLG: 0.462 <b>32 Justin Speier, R</b> (9, 1)								G6-3		1	0	0	0	0	0	2												
<b>29 Jorge De La Rosa, L</b> (1, 1) OBP: 0.444, SLG: 0.560 <b>6 Melvin Mora, R</b> (6, PH) OBP: 0.289, SLG: 0.320 <b>34 Matt Belisle, R</b> (6, 1) <b>21 Miguel Olivo, R</b> (7, 2) OBP: 0.381, SLG: 0.700								G4-3		3	0	0	1	0	0	2												
<b>Inning Stats</b>	R: 0 E: 0 K: 1 S: 5	H: 0 LOB: 1 BB: 1 P: 9	R: 0 E: 0 K: 1 S: 5	H: 0 LOB: 0 BB: 0 P: 5	R: 0 E: 0 K: 1 S: 5	H: 0 LOB: 0 BB: 0 P: 5	R: 0 E: 0 K: 0 S: 3	H: 0 LOB: 0 BB: 0 P: 3	R: 1 E: 0 K: 0 S: 5	H: 2 LOB: 2 BB: 1 P: 9	R: 4 E: 0 K: 0 S: 7	H: 4 LOB: 1 BB: 0 P: 7	R: 0 E: 0 K: 0 S: 4	H: 1 LOB: 0 BB: 0 P: 4	R: 1 E: 1 K: 0 S: 4	H: 0 LOB: 3 BB: 3 P: 16	R: 1 E: 0 K: 0 S: 2	H: 0 LOB: 0 BB: 1 P: 6	1B: 6 2B: 0 3B: 1 HR: 0	SF: 0 SAC: 1 DP: 0 HBP: 0	WP: 0 PB: 0 SB: 0 CS: 1	PA: 36						
<b>PITCHER</b>	IP WLS BF H R ER SO BB IBB HBP BLK WP HR S P ERA WHIP	59 Carlos Carrasco, R (1, 1) ERA: 3.86	20 Mike Gosling, L (5, 1) ERA: 11.57	84 Scott Barnes, L (6, 1) ERA: 13.5	50 Jensen Lewis, R (7, 1) ERA: 1.8	49 Tony Sipp, L (8, 1) ERA: 6.75												<b>PITCHER</b> IP WLS BF H R ER SO BB IBB HBP BLK WP HR S P ERA WHIP										









Batter	1	2	3	4	5	6	7	8	9	AB	R	H	RBI	BB	SO	LOB	TOP								
7 Adam Rosales, R OBP: 0.444, SLG: 0.516	F9		P4		G5-3		G5-4-3		G6-3	5	0	0	0	0	0	3	<b>Oakland Athletics @ Cleveland Indians</b> Goodyear Ballpark, Goodyear, AZ Sat Mar 20 2010, 4:12 PM - 6:58 PM EDT Att: 4,135 - Sunny - 76 F								
Ryan Sweeney, L OBP: 0.382, SLG: 0.406	G4-3		5 G5-3 1B			5 HR 2B		F7		4	1	2	0	0	0	0									
5 Kevin Kouzmanoff, R OBP: 0.290, SLG: 0.591 30 Steve Tolleson, R OBP: 0.313, SLG: 0.267			G5-3			2-H HR		G4-3		3	1	2	2	0	0	1									
3 Eric Chavez, L OBP: 0.217, SLG: 0.565 22 Chris Carter, R OBP: 0.304, SLG: 0.450	G4-3					K		P3		3	0	0	0	0	1	2									
23 Michael Taylor, R OBP: 0.194, SLG: 0.267		G5-3				P1		G6-3		4	0	1	0	0	0	0									
74 Corey Brown, L OBP: 0.320, SLG: 0.348						G4-3				3	1	1	0	1	1	1									
35 Landon Powell, S OBP: 0.160, SLG: 0.174 19 Anthony Recker, R OBP: 0.400, SLG: 0.625										3	0	0	0	0	1	2									
25 Matt Carson, R OBP: 0.235, SLG: 0.438										3	1	2	1	1	0	0									
61 Adrian Cardenas, L OBP: 0.435, SLG: 0.381										4	0	2	1	0	0	2									
<b>Inning Stats</b>	R: 0 E: 0 K: 0 S: 5	H: 1 LOB: 0 BB: 0 P: 5	R: 0 E: 0 K: 0 S: 4	H: 1 LOB: 2 BB: 1 P: 8	R: 0 E: 0 K: 0 S: 4	H: 1 LOB: 0 BB: 0 P: 4	R: 0 E: 0 K: 1 S: 5	H: 0 LOB: 0 BB: 0 P: 3	R: 2 E: 0 K: 1 S: 7	H: 2 LOB: 0 BB: 0 P: 8	R: 1 E: 0 K: 1 S: 7	H: 2 LOB: 0 BB: 0 P: 7	R: 0 E: 0 K: 0 S: 3	H: 0 LOB: 0 BB: 0 P: 3	R: 1 E: 0 K: 1 S: 8	H: 2 LOB: 2 BB: 1 P: 12		1B: 7 2B: 1 3B: 0 HR: 2	SF: 0 SAC: 0 DP: 2 HBP: 0	WP: 0 PB: 0 SB: 0 CS: 0	PA: 37				
<b>PITCHER</b>	IP	WLS	BF	H	R	ER	SO	BB	IBB	HBP	BLK	WP	HR	S	P	ERA	WHIP								
51 Mitch Talbot, R ERA: 0.79	3.1	W	15	4	0	0	1	1	0	0	0	0	0	17	21	0.00	1.500								
20 Mike Gosling, L ERA: 10.13	0.2		1	0	0	0	0	0	0	0	0	0	0	1	1	0.00	0.000								
28 David Huff, L ERA: 6.57	4.0	H	15	4	3	3	2	0	0	0	0	0	2	20	21	6.75	1.000								
53 Rafael Perez, L ERA: 1.5	1.0		6	2	1	1	1	1	0	0	0	0	0	8	12	9.00	3.000								

Batter	1	2	3	4	5	6	7	8	9	AB	R	H	RBI	BB	SO	LOB	BOTTOM								
23 Michael Brantley, L OBP: 0.472, SLG: 0.448 86 John Drennen, L	G4-3	G3				F7				4	0	2	2	0	0	1	<b>Oakland Athletics @ Cleveland Indians</b> Goodyear Ballpark, Goodyear, AZ Sat Mar 20 2010, 4:12 PM - 6:58 PM EDT Att: 4,135 - Sunny - 76 F								
12 Mark Grudzielanski, R OBP: 0.273, SLG: 0.361 6 Luis Antonio Rodriguez, PH OBP: 0.333, SLG: 0.286										3	1	1	1	0	1	2									
17 Shin-Soo Choo, L OBP: 0.441, SLG: 0.724 Stephen Head, L OBP: 0.500, SLG: 0.750										2	2	1	0	1	0	0									
48 Travis Hafner, L OBP: 0.467, SLG: 0.591 25 Andy Marte, R OBP: 0.371, SLG: 0.586										2	3	1	3	2	0	1									
2 Jhonny Peralta, R OBP: 0.333, SLG: 0.500 74 Niuman Romero, S OBP: 0.500, SLG: 0.333										3	2	3	1	0	0	0									
4 Trevor Crowe, S OBP: 0.423, SLG: 0.478 65 Damaso Espino, R OBP: 0.500, SLG: 0.714										5	0	1	1	0	3	6									
9 Brian Buscher, L OBP: 0.273, SLG: 0.690 47 Shelley Duncan, R OBP: 0.250, SLG: 0.438										2	1	1	2	0	0	0									
52 Mike Redmond, R OBP: 0.357, SLG: 0.417 8 Chris Gimenez, R OBP: 0.167, SLG: 0.100										2	0	0	0	0	1	3									
35 Anderson Hernandez, S OBP: 0.500, SLG: 0.400 39 Brian Bixler, R OBP: 0.250, SLG: 0.211										2	1	1	1	1	0	0									
<b>Inning Stats</b>	R: 8 E: 0 K: 2 S: 14	H: 7 LOB: 1 BB: 2 P: 23	R: 0 E: 0 K: 0 S: 4	H: 1 LOB: 2 BB: 1 P: 8	R: 3 E: 1 K: 2 S: 11	H: 3 LOB: 3 BB: 2 P: 19	R: 1 E: 0 K: 0 S: 3	H: 0 LOB: 0 BB: 0 P: 3	R: 0 E: 0 K: 2 S: 8	H: 1 LOB: 1 BB: 0 P: 8	R: 0 E: 0 K: 1 S: 5	H: 0 LOB: 0 BB: 0 P: 5	R: 0 E: 0 K: 1 S: 5	H: 0 LOB: 0 BB: 0 P: 5	1B: 8 2B: 5 3B: 0 HR: 1	SF: 1 SAC: 0 DP: 0 HBP: 1		WP: 0 PB: 0 SB: 0 CS: 0	PA: 46						
<b>PITCHER</b>	IP	WLS	BF	H	R	ER	SO	BB	IBB	HBP	BLK	WP	HR	S	P	ERA	WHIP								
77 Jason Jennings, R ERA: 12.27	1.2	L	14	7	8	8	2	2	0	0	0	0	0	7	11	0.00	1.500								
57 Cedrick Bowers, L ERA: 1.5	1.1		6	1	0	0	1	1	0	0	0	0	0	7	11	0.00	1.500								
54 Vin Mazzaro, R ERA: 6.97	2.0		16	5	4	3	2	3	0	1	0	0	0	16	29	13.50	4.000								
80 Arnold Leon, R ERA	2.0		7	1	0	0	2	0	0	0	0	0	0	11	11	0.00	0.500								
45 Marcus McBeth, R ERA: 5.06	1.0		3	0	0	0	1	0	0	0	0	0	0	5	5	0.00	0.000								



Batter	1	2	3	4	5	6	7	8	9	AB	R	H	RBI	BB	SO	LOB	TOP																		
13 Asdrúbal Cabrera, S (1, 6) OBP: 0.500, SLG: 0.733 35 Anderson Hernandez, S (7, 6) OBP: 0.474, SLG: 0.375										4 2 1 0 0 1 1 1 0 0 0 0 0 1							<b>Cleveland Indians @ Los Angeles Dodgers</b> Camelback Ranch, Glendale, AZ Sun Mar 21 2010, 4:14 PM - 7:09 PM EDT Att: 9,754 - Sunny - 74 F																		
24 Grady Sizemore, L (1, 8) OBP: 0.580, SLG: 0.684 91 Matt McBride, R (6, 7)										2 2 2 1 2 0 0 1 0 0 0 0 0 0																									
48 Travis Hafner, L (1, 10) OBP: 0.471, SLG: 0.615 65 Damaso Espino, R (9, PH) OBP: 0.455, SLG: 0.625										4 2 2 3 0 1 3 1 0 0 0 0 0 0																									
26 Austin Kearns, R (1, 9) OBP: 0.353, SLG: 0.536										3 3 2 5 1 1 0																									
6 Luis Antonio Rodriguez, S (1, 5) OBP: 0.387, SLG: 0.304 74 Numan Romero, S (6, PH) OBP: 0.429, SLG: 0.273										2 1 1 0 1 0 0 2 0 0 0 0 0 1																									
47 Shelley Duncan, R (1, 3) OBP: 0.286, SLG: 0.476										5 0 2 1 0 0 2																									
23 Michael Brantley, L (1, 7) OBP: 0.447, SLG: 0.419 Jose Constanza, L (4, 7) OBP: 0.500, SLG: 0.833										2 0 0 0 0 0 1 3 1 1 0 0 0 1																									
30 Lou Marson, R (1, 2) OBP: 0.222, SLG: 0.222 16 Wyatt Toregas, R (6, 2) OBP: 0.235, SLG: 0.200										3 0 0 0 0 1 1 1 0 0 0 0 1 0																									
1 Luis Valbuena, L (1, 4) OBP: 0.286, SLG: 0.269 39 Brian Bixler, R (6, 4) OBP: 0.286, SLG: 0.250										3 1 1 0 0 0 0 1 0 1 0 0 0 0																									
<b>Inning Stats</b>	R: 0 E: 0 K: 1 S: 4	H: 0 LOB: 0 BB: 1 P: 8	R: 0 E: 0 K: 1 S: 5	H: 0 LOB: 0 BB: 0 P: 5	R: 0 E: 0 K: 0 S: 3	H: 0 LOB: 0 BB: 0 P: 3	R: 4 E: 1 K: 1 S: 11	H: 3 LOB: 1 BB: 2 P: 22	R: 2 E: 1 K: 0 S: 10	H: 3 LOB: 2 BB: 0 P: 10	R: 5 E: 1 K: 0 S: 9	H: 5 LOB: 0 BB: 0 P: 10	R: 0 E: 0 K: 1 S: 5	H: 0 LOB: 0 BB: 0 P: 5	R: 0 E: 0 K: 0 S: 3	H: 1 LOB: 1 BB: 1 P: 3		R: 1 E: 0 K: 0 S: 4	H: 1 LOB: 1 BB: 1 P: 8	1B: 7 2B: 3 3B: 1 HR: 2	SF: 1 SAC: 0 DP: 2 HBP: 0	WP: 0 PB: 0 SB: 2 CS: 0	PA: 43												
<b>PITCHER</b>	IP 5.0	WLS L	BF 14	H 2	R 4	ER 3	SO 2	BB 3	IBB 0	HBP 0	BLK 0	WP 0	HR 1	S 18	P 33	ERA 8.10	WHIP 1.500	<b>PITCHER</b>	IP 1.0	WLS 5	BF 1	H 1	R 1	ER 1	SO 0	BB 1	IBB 0	HBP 0	BLK 0	WP 0	HR 0	S 4	P 8	ERA 9.00	WHIP 2.000
50 Eric Stults, L (1, 1) ERA: 5.08 38 Ramon Troncoso, R (4, 1) ERA: 7.2 93 Aaron Miller, L (6, 1) ERA: 67.5 26 Luis Ayala, R (6, 1) ERA: 4.26 82 Jesus Adrian Castillo, R (8, 1) ERA:	IP 3.1	WLS L	BF 14	H 2	R 4	ER 3	SO 2	BB 3	IBB 0	HBP 0	BLK 0	WP 0	HR 1	S 18	P 33	ERA 8.10	WHIP 1.500	78 Juan Pablo Perez, L (9, 1) ERA: 4.5	IP 1.0	WLS 5	BF 1	H 1	R 1	ER 1	SO 0	BB 1	IBB 0	HBP 0	BLK 0	WP 0	HR 0	S 4	P 8	ERA 9.00	WHIP 2.000

AB 38  
R 12  
H 13  
RBI 10  
BB 4  
SO 5  
LOB 11



AB 37  
R 5  
H 10  
RBI 3  
BB 2  
SO 5  
LOB 15








Batter	1	2	3	4	5	6	7	8	9	AB	R	H	RBI	BB	SO	LOB	TOP		
17 Corey Patterson, L (1, 8) OBP: 0.290, SLG: 0.533	F8		F9	G4-6-3		P4			F9	5	0	0	0	0	0	6			
9 Chone Figgins, S (1, 4) OBP: 0.417, SLG: 0.333 96 Kyle Seager, L (7, 4)	1B		BB			K			F7	3	0	1	0	1	1	0			
15 Milton Bradley, S (1, 7) OBP: 0.382, SLG: 0.379 94 James Jones, L (6, 7)	F9		F7			FC5-2			K	2	0	0	0	1	0	2			
3 Ryan Garko, R (1, 10) OBP: 0.308, SLG: 0.343	1B		1B			FC5-2			FC5-4	4	0	2	0	0	0	2			
59 Tommy Everidge, R (1, 3) OBP: 0.400, SLG: 0.538	K		FC4-6			K			FC5-4	4	0	0	0	0	2	6			
10 Adam Moore, R (1, 2) OBP: 0.447, SLG: 0.438 48 Guillermo Quiroz, R (7, 2)			F9			G6-3			G4-3	2	0	0	0	1	0	0			
61 Mike Wilson, R (1, 9) OBP: 0.286, SLG: 0.462			G5-3			F8			G5-3	4	0	1	0	0	0	1			
2 Jack Wilson, R (1, 6) OBP: 0.313, SLG: 0.467 83 Travis Denker, R (7, 6)	HR					FC4			G4-3	3	1	2	1	0	0	1			
6 Chris Woodward, R (1, 5) OBP: 0.229, SLG: 0.233	F9					BB				2	0	1	0	2	0	0			
<b>Inning Stats</b>	R: 0 E: 0 K: 1 S: 7	H: 2 LOB: 2 BB: 0 P: 7	R: 1 E: 0 K: 0 S: 6	H: 1 LOB: 0 BB: 0 P: 8	R: 0 E: 0 K: 0 S: 4	H: 1 LOB: 2 BB: 1 P: 11	R: 0 E: 0 K: 0 S: 7	H: 0 LOB: 1 BB: 1 P: 13	R: 0 E: 0 K: 0 S: 4	H: 1 LOB: 2 BB: 1 P: 8	R: 0 E: 0 K: 0 S: 3	H: 0 LOB: 0 BB: 0 P: 3	R: 0 E: 0 K: 1 S: 6	H: 1 LOB: 1 BB: 0 P: 6	1B: 5 2B: 1 3B: 0 HR: 1	SF: 0 SAC: 0 DP: 1 HBP: 1	WP: 1 PB: 0 SB: 3 CS: 0	PA: 39	
<b>PITCHER</b>	IP	WLS	BF	H	R	ER	SO	BB	IBB	HBP	BLK	WP	HR	S	P	ERA	WHIP		
28 David Huff, L (1, 1) ERA: 5.4	4.1		20	5	1	1	2	3	0	0	0	1	1	23	37	2.08	1.846		
36 Joe Smith, R (5, 1) ERA: 8.75	0.2	W	3	0	0	0	1	1	0	0	0	0	0	4	10	0.00	1.500		
32 Aaron Laffey, L (6, 1) ERA: 3.07	4.0	S	16	2	0	0	1	1	0	1	0	0	0	16	21	0.00	0.750		
<b>Batter</b>	<b>1</b>	<b>2</b>	<b>3</b>	<b>4</b>	<b>5</b>	<b>6</b>	<b>7</b>	<b>8</b>	<b>9</b>	<b>AB</b>	<b>R</b>	<b>H</b>	<b>RBI</b>	<b>BB</b>	<b>SO</b>	<b>LOB</b>	<b>BOTTOM</b>		
13 Asdrubal Cabrera, S (1, 6) OBP: 0.417, SLG: 0.571 35 Anderson Hernandez, S (7, 6) OBP: 0.440, SLG: 0.333	G4-3		K			K			G4-3	3	0	0	0	0	2	1			
24 Grady Sizemore, L (1, 8) OBP: 0.548, SLG: 0.609 4 Trevor Crowe, S (7, 8)	K		G4-3						F7	2	0	0	0	1	1	0			
17 Shin-Soo Choo, L (1, 9) OBP: 0.450, SLG: 0.697 26 Austin Kearns, R (7, 9)	1B					K			K	2	1	1	0	1	1	2			
48 Travis Hafner, L (1, 10) OBP: 0.463, SLG: 0.594 9 Brian Buscher, L (8, PH) OBP: 0.333, SLG: 0.636	1B					BB			2B	2	1	2	0	1	0	0			
2 Jhonny Peralta, R (1, 5) OBP: 0.297, SLG: 0.429 74 Niuman Romero, S (8, 5) OBP: 0.353, SLG: 0.214	FC9-5					K			FC4-6	3	0	0	0	0	1	4			
7 Matt LaPorta, R (1, 3) OBP: 0.333, SLG: 0.435 25 Andy Marte, R (8, PH) OBP: 0.351, SLG: 0.548	L5					G4-3			K	3	0	0	0	0	2				
1 Luis Valbuena, L (1, 4) OBP: 0.334, SLG: 0.241 6 Luis Antonio Rodriguez, S (7, 4) OBP: 0.355, SLG: 0.292	G5-3					BB			BB	1	1	0	0	2	0	0			
30 Lou Marson, R (1, 2) OBP: 0.190, SLG: 0.190	K					K			G1-3	3	0	0	0	0	2	2			
23 Michael Brantley, L (1, 7) OBP: 0.439, SLG: 0.441			K						G1-3	3	0	1	1	0	1	0			
<b>Inning Stats</b>	R: 1 E: 1 K: 1 S: 7	H: 2 LOB: 2 BB: 0 P: 7	R: 0 E: 0 K: 1 S: 5	H: 0 LOB: 0 BB: 0 P: 5	R: 0 E: 0 K: 2 S: 7	H: 0 LOB: 0 BB: 0 P: 7	R: 0 E: 0 K: 0 S: 2	H: 0 LOB: 1 BB: 2 P: 10	R: 1 E: 0 K: 3 S: 10	H: 1 LOB: 2 BB: 2 P: 18	R: 1 E: 0 K: 1 S: 6	H: 1 LOB: 1 BB: 1 P: 10	R: 0 E: 0 K: 2 S: 8	H: 1 LOB: 1 BB: 0 P: 8	1B: 3 2B: 2 3B: 0 HR: 0	SF: 0 SAC: 0 DP: 1 HBP: 0	WP: 1 PB: 0 SB: 1 CS: 0	PA: 33	
<b>PITCHER</b>	IP	WLS	BF	H	R	ER	SO	BB	IBB	HBP	BLK	WP	HR	S	P	ERA	WHIP		
34 Félix Hernández, R (1, 1) ERA: 0.71	5.0	L	21	3	2	1	7	4	0	0	0	0	0	31	47	1.80	1.400		
43 Brandon League, R (6, 1) ERA: 8.75	1.0		5	1	1	1	1	1	0	0	0	1	0	6	10	9.00	2.000		
99 Michael Pineda, R (7, 1) ERA:	2.0		7	1	0	0	2	0	0	0	0	0	0	11	11	0.00	0.500		

Seattle Mariners @ Cleveland Indians  
Goodyear Ballpark, Goodyear, AZ  
Thu Mar 25 2010, 4:13 PM - 6:41 PM EDT  
Att: 3,534 - Sunny - 80 F

AB 33  
R 1  
H 7  
RBI 1  
BB 5  
SO 4  
LOB 20



Seattle Mariners @ Cleveland Indians  
Goodyear Ballpark, Goodyear, AZ  
Thu Mar 25 2010, 4:13 PM - 6:41 PM EDT  
Att: 3,534 - Sunny - 80 F

AB 28  
R 3  
H 5  
RBI 1  
BB 5  
SO 10  
LOB 13









Batter	1	2	3	4	5	6	7	8	9	AB	R	H	RBI	BB	SO	LOB	TOP
23 Michael Brantley, L (1, 8) C 86 John Drennen, L (8, 8) X	F9		F8														4 2 2 0 1 0 1 0 1 0 0 1 0 0
25 Andy Marte, R (1, 5) X OBP: 0.391, SLG: 0.541 (7, 3)	F7																4 3 2 1 2 0 2
17 Shin-Soo Choo, L (1, 9) X	G3																6 1 4 3 0 1 3
26 Austin Kearns, R (1, 7) X 8 Chris Gimenez, R (7, PH) X OBP: 0.198, SLG: 0.148 (7, 7)	G6-3																3 2 1 3 1 1 2 2 0 0 0 0 1 4
7 Matt LaPorta, R (1, 3) X 74 Niuman Romero, S (7, 5) X OBP: 0.333, SLG: 0.200 (7, 7)	F9																3 1 2 5 0 0 0 1 0 0 0 0 0 0
9 Brian Buscher, L (1, 10) X	G4-3																4 0 0 1 0 0 1
6 Luis Antonio Rodriguez, S (1, 4) X OBP: 0.342, SLG: 0.290																	5 1 2 0 0 1 1
30 Lou Marson, R (1, 2) X	P4																4 1 2 1 1 0 1
35 Anderson Hernandez, S (1, 6) X 93 Cristo Arnal, R (9, PH) X (9, 6)	FC3-6																3 3 2 0 1 0 1 1 0 0 0 0 0 1
<b>Inning Stats</b>	R: 0 H: 0 E: 0 LOB: 0 K: 0 BB: 0 S: 4 P: 4	R: 0 H: 0 E: 0 LOB: 0 K: 0 BB: 0 S: 3 P: 3	R: 0 H: 1 E: 0 LOB: 1 K: 0 BB: 0 S: 4 P: 4	R: 1 H: 1 E: 0 LOB: 1 K: 1 BB: 1 S: 6 P: 10	R: 6 H: 6 E: 0 LOB: 0 K: 1 BB: 1 S: 10 P: 15	R: 6 H: 3 E: 1 LOB: 1 K: 1 BB: 4 S: 8 P: 24	R: 1 H: 3 E: 0 LOB: 2 K: 0 BB: 0 S: 6 P: 6	R: 0 H: 0 E: 0 LOB: 0 K: 0 BB: 0 S: 3 P: 3	R: 1 H: 3 E: 0 LOB: 2 K: 1 BB: 1 S: 7 P: 11	1B: 10 SF: 2 2B: 6 SAC: 0 3B: 0 DP: 1 HR: 1 HBP: 0	WP: 1 PA: 49 PB: 0 SB: 0 CS: 0						
<b>PITCHER</b>	IP WLS BF H R ER SO BB IBB HBP BLK WP HR S P ERA WHIP	IP WLS BF H R ER SO BB IBB HBP BLK WP HR S P ERA WHIP									IP WLS BF H R ER SO BB IBB HBP BLK WP HR S P ERA WHIP						
54 Ervin Santana, R (1, 1) ERA: 4.66	4.2 L 3 2 2 2 0 0 0 0 0 1 1 3 4 9.64 1.714										1.0 3 0 0 0 0 0 0 0 0 3 3 0.00 0.000						
79 Jon Bachanov, R (5, 1) ERA: 13.5	0.1 L 3 2 2 2 0 0 0 0 0 1 1 3 4 54.00 6.000										1.0 6 3 1 1 1 1 1 0 0 0 0 0 0 0 0 7 11 9.00 4.000						
56 Fernando Rodney, R (6, 1) ERA: 12.46	0.1 5 1 4 4 1 3 0 0 0 0 0 0 4 16 108.00 12.000																
88 Eddie McKiernan, R (6, 1) ERA: 12.0	0.2 5 2 2 2 0 1 0 0 0 0 0 0 4 8 27.00 4.500																
43 Brian Stokes, R (7, 1) ERA: 2.77	1.0 6 3 1 1 0 0 0 0 0 0 0 0 6 9.00 3.000																

Cleveland Indians @ Los Angeles Angels  
 Tempe Diablo Stadium, Tempe, AZ  
 Sun Mar 28 2010, 4:07 PM - 7:26 PM EDT  
 Att: 8,680 - Sunny - 75 F

AB 40  
R 15  
H 17  
RBI 14  
BB 7  
SO 4  
LOB 17



Batter	1	2	3	4	5	6	7	8	9	AB	R	H	RBI	BB	SO	LOB	BOTTOM
2 Erick Aybar, S (1, 6) X 39 Robb Quinlan, R (6, PH) X OBP: 0.225, SLG: 0.289 (7, 3)						F9											2 1 1 0 1 1 2 1 0 0 0 1 0 1
53 Bobby Abreu, L (1, 9) SAFE 83 Michael Ryan, L (7, 7) C																	2 0 1 1 1 1 1 2 0 0 0 0 0 1
48 Toni Hunter, R (1, 8) B 42 Terry Evans, R (7, 9) B																	2 0 1 1 1 1 1 1 0 0 0 0 1 0
55 Hideki Matsui, L (1, 10) X 22 Cory Aldridge, L (7, PH) X OBP: 0.457, SLG: 0.750 (8, 10)	FC6																1 1 0 0 2 0 1 1 0 0 0 0 0 0
8 Kendrys Morales, S (1, 3) X 12 Freddy Sandoval, S (7, 5) X OBP: 0.242, SLG: 0.200																	2 1 0 0 1 1 1 1 0 0 0 0 0 0
20 Juan Rivera, R (1, 7) X 25 Peter Bourjos, R (7, 8) X OBP: 0.265, SLG: 0.300																	3 0 0 0 0 2 2 1 0 0 0 0 1 0
47 Howie Kendrick, R (1, 4) X 6 Hainley Statia, S (7, 4) X																	3 1 1 2 0 0 0 0 0 0 0 1 0 0
44 Mike Napoli, R (1, 2) X 46 Bobby Wilson, R (8, 2) X OBP: 0.417, SLG: 0.400																	2 1 0 0 1 0 0 1 0 0 0 0 1 1
3 Brandon Wood, R (1, 5) X 94 Gary Patchett, R (7, 6) X OBP: 0.385, SLG: 0.409																	3 0 2 1 0 1 0 1 0 0 0 0 0 0
<b>Inning Stats</b>	R: 0 H: 1 E: 0 LOB: 1 K: 1 BB: 1 S: 5 P: 9	R: 0 H: 0 E: 0 LOB: 0 K: 2 BB: 0 S: 7 P: 7	R: 1 H: 1 E: 0 LOB: 1 K: 2 BB: 1 S: 8 P: 13	R: 4 H: 3 E: 0 LOB: 2 K: 2 BB: 4 S: 9 P: 25	R: 0 H: 0 E: 0 LOB: 0 K: 0 BB: 1 S: 2 P: 6	R: 0 H: 1 E: 0 LOB: 1 K: 0 BB: 0 S: 4 P: 4	R: 0 H: 0 E: 0 LOB: 0 K: 1 BB: 0 S: 5 P: 5	R: 0 H: 0 E: 0 LOB: 1 K: 2 BB: 1 S: 7 P: 11	R: 0 H: 0 E: 0 LOB: 0 K: 0 BB: 1 S: 2 P: 6	1B: 5 SF: 0 2B: 1 SAC: 0 3B: 0 DP: 2 HR: 0 HBP: 0	WP: 0 PA: 38 PB: 0 SB: 2 CS: 1						
<b>PITCHER</b>	IP WLS BF H R ER SO BB IBB HBP BLK WP HR S P ERA WHIP	IP WLS BF H R ER SO BB IBB HBP BLK WP HR S P ERA WHIP									IP WLS BF H R ER SO BB IBB HBP BLK WP HR S P ERA WHIP						
59 Carlos Carrasco, R (1, 1) ERA: 4.6	2.0 W 7 2 0 0 0 1 0 0 0 0 0 6 10 0.00 1.500																
C.C. Lee, R (6, 1) ERA: 0.00	1.1 4 0 0 0 1 0 0 0 0 0 0 6 6 0.00 0.000																
38 Joe Smith, R (8, 1) ERA: 5.19	1.0 4 0 0 0 2 1 0 0 0 0 0 7 11 0.00 1.000																
54 Chris Perez, R (9, 1) ERA: 1.0	1.0 3 0 0 0 0 1 0 0 0 0 0 2 6 0.00 1.000																

Cleveland Indians @ Los Angeles Angels  
 Tempe Diablo Stadium, Tempe, AZ  
 Sun Mar 28 2010, 4:07 PM - 7:26 PM EDT  
 Att: 8,680 - Sunny - 75 F

AB 29  
R 5  
H 6  
RBI 5  
BB 9  
SO 10  
LOB 11







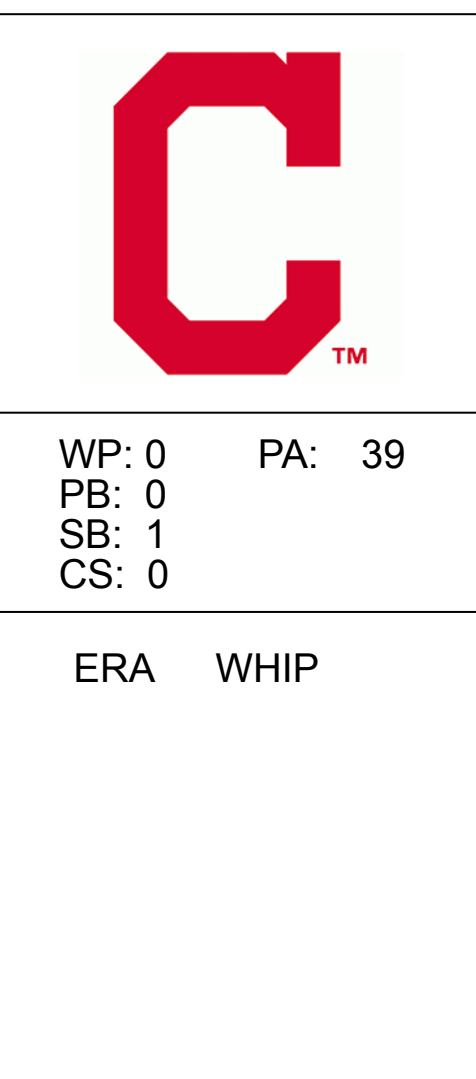
Batter	1	2	3	4	5	6	7	8	9	AB	R	H	RBI	BB	SO	LOB	TOP	
1 Juan Pierre, L OBP: 0.347, SLG: 0.317	F7		F7		G4-3			G3-1		4	0	0	0	0	0	0	<b>Chicago White Sox @ Cleveland Indians</b> Goodyear Ballpark, Goodyear, AZ Wed Mar 31 2010, 4:12 PM - 6:25 PM EDT Att: 3,031 - Sunny - 65 F	
15 Gordon Beckham, R 84 Dale Mollenhauer, L OBP: 0.377, SLG: 1.000	G5-3		L6-4 20 BB			G3		2B		3	0	1	0	0	0	0		
20 Carlos Quentin, R 89 Salvador Sanchez, R	1B		BB		BB			F8		1	0	1	0	2	0	0		
7 Mark Kotsay, L 91 Jared Price, R OBP: 0.500, SLG: 0.500	K		L6-4			F7		F8		3	0	0	0	0	1	4		
51 Alex Rios, R 86 John Shelby, R OBP: 0.167, SLG: 0.167						F9				2	1	2	1	0	0	0		
12 J. Pierzynski, L 83 Greg Pailm, R						G6-4-3		K		2	0	0	0	1	1	1		
11 Omar Vizquel, S 5 Jayson Nix, R						F9		F8		2	0	0	0	0	0	1		
10 Alexei Ramirez, R						K		P5		4	0	1	0	0	1	2		
85 Jim Gallagher, L						F9		G6-4-3		3	0	0	0	0	0	3		
<b>Inning Stats</b>	R: 0 E: 0 K: 1 S: 7	H: 1 LOB: 1 BB: 0 P: 7	R: 1 E: 0 K: 0 S: 5	H: 1 LOB: 1 BB: 1 P: 9	R: 0 E: 0 K: 0 S: 3	H: 1 LOB: 1 BB: 1 P: 7	R: 0 E: 0 K: 1 S: 5	H: 0 LOB: 0 BB: 0 P: 5	R: 0 E: 0 K: 2 S: 8	H: 1 LOB: 1 BB: 0 P: 8	R: 0 E: 0 K: 1 S: 4	H: 1 LOB: 1 BB: 0 P: 4	R: 0 E: 0 K: 1 S: 6	H: 1 LOB: 1 BB: 0 P: 6	1B: 5 2B: 2 3B: 0 HR: 1	SF: 0 SAC: 0 DP: 3 HBP: 0	WP: 0 PB: 0 SB: 0 CS: 0	PA: 35
<b>PITCHER</b>	IP WLS BF H R ER SO BB IBB HBP BLK WP HR S P ERA WHIP																	
28 David Huff, L ERA: 4.18	(1, 1) 7.0 W 27 5 1 1 4 3 0 0 0 0 0 1 34 46 1.29 1.143																	
Josh Tomlin, R ERA:	(8, 1) 2.0 8 2 0 0 1 0 0 0 0 0 0 0 10 10 0.00 1.000																	

Batter	1	2	3	4	5	6	7	8	9	AB	R	H	RBI	BB	SO	LOB	BOTTOM	
13 Asdrúbal Cabrera, S OBP: 0.450, SLG: 0.583	G3							G3		4	2	2	1	0	1	0	<b>Chicago White Sox @ Cleveland Indians</b> Goodyear Ballpark, Goodyear, AZ Wed Mar 31 2010, 4:12 PM - 6:25 PM EDT Att: 3,031 - Sunny - 65 F	
6 Luis Antonio Rodriguez, Sr. OBP: 0.341, SLG: 0.303		E1 24 G3-1 17 1B 24 S								1	0	0	0	0	0	0		
24 Grady Sizemore, L OBP: 0.521, SLG: 0.595	G6-3	G3-1						G6-3		3	1	1	1	1	0	1		
Jose Constanza, L OBP: 0.333, SLG: 0.500										1	0	0	0	0	0	0		
17 Shin-Soo Choo, L OBP: 0.441, SLG: 0.640	F8							F8		4	1	2	2	0	1	1		
8 Chris Gimenez, R OBP: 0.182, SLG: 0.143										1	0	0	0	0	0	0		
48 Travis Hafner, L OBP: 0.424, SLG: 0.574										4	2	2	2	0	1	2		
2 Jhonny Peralta, R OBP: 0.302, SLG: 0.400										4	1	1	0	0	0	2		
74 Niuman Romero, S OBP: 0.316, SLG: 0.188										0	0	0	0	0	0	0		
7 Matt LaPorta, R OBP: 0.297, SLG: 0.486										4	0	1	1	0	0	2		
91 Matt McBride, R OBP: 0.500, SLG: 0.400										0	0	0	0	0	0	0		
26 Austin Kearns, R OBP: 0.423, SLG: 0.581										3	1	1	1	1	1	1		
35 Anderson Hernandez, S OBP: 0.459, SLG: 0.355										4	1	1	1	0	0	4		
65 Damaso Espino, R OBP: 0.375, SLG: 0.462										4	1	1	1	0	2	1		
Richard Martinez, R ERA:	(9, 2) 1.0 3 0 0 0 0 0 0 0 0 0 0 0 3 3 0.00 0.000																	
<b>Inning Stats</b>	R: 0 E: 0 K: 0 S: 3	H: 8 LOB: 0 BB: 0 P: 13	R: 0 E: 1 K: 1 S: 6	H: 0 LOB: 1 BB: 0 P: 6	R: 2 E: 0 K: 1 S: 9	H: 4 LOB: 3 BB: 1 P: 13	R: 0 E: 0 K: 3 S: 9	H: 0 LOB: 1 BB: 1 P: 13	R: 0 E: 0 K: 1 S: 3	H: 0 LOB: 0 BB: 0 P: 3	R: 0 E: 0 K: 0 S: 3	H: 0 LOB: 0 BB: 0 P: 3	R: 0 E: 0 K: 0 S: 3	H: 0 LOB: 0 BB: 0 P: 3	1B: 11 2B: 0 3B: 0 HR: 1	SF: 0 SAC: 0 DP: 0 HBP: 0	WP: 0 PB: 0 SB: 1 CS: 0	PA: 39
<b>PITCHER</b>	IP WLS BF H R ER SO BB IBB HBP BLK WP HR S P ERA WHIP																	
43 Freddy Garcia, R ERA: 10.38	(1, 1) 3.2 L 25 12 0 0 0 3 1 0 0 0 0 0 0 10 14 24.55 3.545																	
46 Sergio Santos, R ERA: 2.89	(4, 1) 1.1 5 0 0 0 3 1 0 0 0 0 0 0 10 14 0.00 0.750																	
65 Greg Aquino, R ERA:	(6, 1) 2.0 6 0 0 0 1 0 0 0 0 0 0 0 8 8 0.00 0.000																	
68 Erick Threats, L ERA: 4.5	(8, 1) 1.0 3 0 0 0 0 0 0 0 0 0 0 0 3 3 0.00 0.000																	

AB	32
R	1
H	7
RBI	1
BB	3
SO	5
LOB	17



AB	37
R	10
H	12
RBI	10
BB	2
SO	6
LOB	14



Batter	1	2	3	4	5	6	7	8	9	AB R H RBI BB SO LOB	TOP		
<b>35 Anderson Hernandez, S</b> (1, 6) OBP: 0.415, SLG: 0.314 <b>Joshua Rodriguez, R</b> (7, 4)	0-0 G6-3		0-0 G1-3	0-0 G5-3			0-0 F9		0-0 L7	4 0 0 0 0 0 1 1 0 0 0 0 0 0	<p><b>Cleveland Indians @ Los Angeles Angels</b> Tempe Diablo Stadium, Tempe, AZ Thu Apr 01 2010, 3:13 PM - 5:40 PM EDT Att. 4,485 - Partly Cloudy - 66 F</p> <p>livebaseballscorecards.com</p> <p><b>AB 37</b> <b>R 6</b> <b>H 9</b> <b>RBI 6</b> <b>BB 4</b> <b>SO 6</b> <b>LOB 14</b></p> <p><b>C</b></p>		
<b>76 Lonnie Chisenhall, L</b> (1, 5) OBP: 0.364, SLG: 0.412 <b>87 Jerad Head, R</b> (9, PH) (9, 3)	0-3 K		0-0 G3	0-0 G3	0-0 G3		0-0 F8		0-0 F8	4 0 0 0 0 1 0 1 0 0 0 0 0 0			
<b>17 Shin-Soo Choo, L</b> (1, 9) OBP: 0.432, SLG: 0.698 <b>93 Brian Horwitz, R</b> (7, 9) OBP: 0.417, SLG: 0.500	0-0 HR		0-0 48 BB 47 2B 1B	0-0 47 2B 1B	0-0 47 FC5-4 1B			0-0 47 E 1B	0-0 91 BB 1B	3 2 2 1 0 0 0 2 1 2 0 0 0 0			
<b>48 Travis Hafner, L</b> (1, 10) OBP: 0.435, SLG: 0.571 <b>91 Matt McBride, R</b> (8, PH) (8, 10) OBP: 0.500, SLG: 0.333	0-3 K		4-0 47 2B BB	0-0 47 2B BB	0-0 47 FC5-4 1B			0-0 F7	4-0 1-2 BB	2 1 1 0 1 1 0 1 0 0 0 1 0 1			
<b>47 Shelley Duncan, R</b> (1, 7) OBP: 0.269, SLG: 0.462			0-0 F7	0-0 1-H 2-H 2B	0-0 FC5-4 1-2			0-0 FC5	0-0 F8	5 0 1 2 0 0 4			
<b>9 Brian Buscher, L</b> (1, 3) OBP: 0.192, SLG: 0.304 (9, 5)	4-0 30 FC4-6 BB		0-0 F8			0-3 K		0-3 K		3 0 0 0 1 2 3			
<b>30 Lou Marson, R</b> (1, 2) OBP: 0.242, SLG: 0.241 <b>Wyatt Toregas, R</b> (7, 2) OBP: 0.290, SLG: 0.286	0-0 FC4-6 1-2 2B		0-0 F8	0-0 F8	0-0 F8		0-0 P3	0-0 1-2 2-H 1B		3 1 0 0 0 0 1 1 0 1 1 0 0 0			
<b>6 Luis Antonio Rodriguez, S</b> (1, 4) OBP: 0.356, SLG: 0.333 (7, 6)	0-0 1-H 2B		0-0 F9	4-0 BB	0-0 F9		0-0 F9	0-3 K		3 0 1 1 1 1 2			
<b>Jose Constanza, L</b> (1, 8) OBP: 0.286, SLG: 0.429 <b>86 John Drennen, L</b> (7, PH) OBP: 0.333, SLG: 0.800 (7, 8)	0-0 G4-3		0-0 G4-3	0-3 K	0-0 G3-1				0-0 HR	2 0 0 0 0 1 2 2 1 1 1 0 0 0			
<b>Inning Stats</b>	R: 1 E: 0 K: 2 S: 8 H: 1 LOB: 0 BB: 0 P: 8	R: 1 E: 0 K: 0 S: 4 H: 1 LOB: 1 BB: 1 P: 8	R: 2 E: 0 K: 0 S: 5 H: 2 LOB: 1 BB: 1 P: 9	R: 0 E: 0 K: 1 S: 5 H: 0 LOB: 1 BB: 1 P: 9	R: 0 E: 0 K: 0 S: 4 H: 1 LOB: 0 BB: 0 P: 4	R: 0 E: 0 K: 1 S: 7 H: 0 LOB: 0 BB: 0 P: 5	R: 0 E: 0 K: 1 S: 7 H: 0 LOB: 0 BB: 0 P: 5	R: 0 E: 0 K: 1 S: 10 H: 0 LOB: 0 BB: 0 P: 10	R: 1 E: 1 K: 2 S: 10 H: 2 LOB: 2 BB: 0 P: 10	R: 1 E: 0 K: 0 S: 5 H: 2 LOB: 2 BB: 1 P: 9	1B: 5 2B: 2 3B: 0 HR: 2 SF: 0 SAC: 0 DP: 0 HBP: 0	WP: 0 PB: 0 SB: 0 CS: 0 PA: 41	
<b>PITCHER</b>	IP WLS BF H R ER SO BB IBB HBP BLK WP HR S P ERA WHIP											<b>PITCHER</b>	IP WLS BF H R ER SO BB IBB HBP BLK WP HR S P ERA WHIP
<b>32 Matt Palmer, R</b> (1, 1) ERA: 12.1	3.1 16 4 4 4 2 2 0 0 0 0 1 18 26 10.80 1.800												
<b>21 Barret Browning, L</b> (4, 1) ERA: 40.5	0.2 3 0 0 0 1 1 0 0 0 0 0 4 8 0.00 1.500												
<b>38 Trevor Reckling, L</b> (5, 1) ERA: 3.29	5.0 W 22 5 2 1 3 1 0 0 0 0 1 27 31 1.80 1.200												

Batter	1	2	3	4	5	6	7	8	9	AB R H RBI BB SO LOB	BOTTOM		
<b>79 Brad Coon, L</b> (1, 7) OBP: 0.444, SLG: 0.750 <b>18 Coby Smith, R</b> (5, PR) OBP: 0.500, SLG: 1.000 (6, 7)	0-0 G1-3		0-0 6 1B 44 G6-4-3 1B		0-0 2-H 2B		0-0 1-H 2B		1-0 F8	3 1 2 1 0 0 0 2 0 1 1 0 0 1	<p><b>Cleveland Indians @ Los Angeles Angels</b> Tempe Diablo Stadium, Tempe, AZ Thu Apr 01 2010, 3:13 PM - 5:40 PM EDT Att. 4,485 - Partly Cloudy - 66 F</p> <p>livebaseballscorecards.com</p> <p><b>AB 34</b> <b>R 7</b> <b>H 12</b> <b>RBI 5</b> <b>BB 2</b> <b>SO 3</b> <b>LOB 10</b></p> <p><b>A</b></p>		
<b>6 Hainley Statia, S</b> (1, 4) OBP: 0.321, SLG: 0.208 <b>Jean Segura, R</b> (6, 4)	0-0 G5-3		0-0 44 G6-4-3 1B		0-0 28 G5-4-3 BB		0-0 G4-3		0-0 E1	2 0 1 0 1 0 0 2 0 0 0 0 0 1			
<b>44 Mike Napoli, R</b> (1, 2) OBP: 0.365, SLG: 0.800 <b>28 Ryan Budde, R</b> (5, PH) (6, 2)	0-0 42 2B		0-0 G6-4-3	0-0 G6-4-3	0-0 G5-4-3			4-0 1B SH1-3 86 SF7 BB		2 1 1 0 0 0 1 1 1 0 0 1 0 2			
<b>42 Terry Evans, R</b> (1, 9) OBP: 0.348, SLG: 0.512 <b>Matt Long, L</b> (6, 9)	0-0 2-H 2B		0-0 F7			0-0 F8		0-0 SH1-3	0-0 1-2	2 0 1 1 0 0 0 1 0 0 0 0 0 0			
<b>Nick Gorneault, R</b> (1, 10) OBP: 0.200, SLG: 0.200	0-0 G5-3			0-0 L5		0-3 K		0-0 1B		4 0 1 0 0 1 1			
<b>86 Efrén Navarro, L</b> (1, 3) OBP: 0.286, SLG: 0.308	0-0 G6-3		0-0 57 G5-4-3 1B	0-0 57 G5-4-3 1B		0-3 K		0-0 SF7		3 0 1 1 0 1 0			
<b>57 Jay Brossman, R</b> (1, 5) <b>Dillon Baird, L</b> (7, PH) (8, 5)	0-0 G5-3			0-0 G5-4-3			0-3 K	0-0 P3		2 0 0 0 0 0 1 2 0 0 0 0 1 1			
<b>27 Andrew Romine, S</b> (1, 6) OBP: 0.364, SLG: 0.222	0-0 F9			0-0 G4-3			0-0 18 2B 1B		0-0 FC2-6 1B	4 1 2 0 0 0 0			
<b>Mike Trout, R</b> (1, 8) OBP: 0.571, SLG: 1.571			3-1 HR		0-0 79 2B 2B		0-0 F9		0-0 18 F8 18 S E	4 3 2 1 0 0 2			
<b>Inning Stats</b>	R: 1 E: 0 K: 0 S: 5 H: 2 LOB: 1 BB: 0 P: 5	R: 0 E: 0 K: 0 S: 3 H: 0 LOB: 0 BB: 0 P: 3	R: 2 E: 0 K: 0 S: 6 H: 3 LOB: 0 BB: 0 P: 9	R: 0 E: 0 K: 0 S: 3 H: 1 LOB: 0 BB: 0 P: 3	R: 1 E: 0 K: 0 S: 4 H: 2 LOB: 1 BB: 1 P: 8	R: 0 E: 0 K: 2 S: 7 H: 0 LOB: 0 BB: 0 P: 7	R: 1 E: 0 K: 1 S: 7 H: 2 LOB: 1 BB: 0 P: 7	R: 1 E: 0 K: 0 S: 4 H: 1 LOB: 1 BB: 1 P: 8	R: 1 E: 1 K: 0 S: 4 H: 1 LOB: 1 BB: 0 P: 5	R: 1 E: 1 K: 0 S: 4 H: 1 LOB: 1 BB: 0 P: 5	1B: 6 2B: 5 3B: 0 HR: 1 SF: 1 SAC: 1 DP: 3 HBP: 0	WP: 0 PB: 0 SB: 1 CS: 0 PA: 38	
<b>PITCHER</b>	IP WLS BF H R ER SO BB IBB HBP BLK WP HR S P ERA WHIP											<b>PITCHER</b>	IP WLS BF H R ER SO BB IBB HBP BLK WP HR S P ERA WHIP
<b>32 Aaron Laffey, L</b> (1, 1) ERA: 4.08	3.0 13 5 3 3 0 0 0 0 0 0 0 14 17 4.50 2.000												
<b>56 Saul Rivera, R</b> (4, 1) ERA: 1.69	2.0 B 8 3 1 1 0 1 0 0 0 0 0 7 11 4.50 2.000												
<b>49 Tony Sipp, L</b> (6, 1) ERA: 6.75	1.0 3 0 0 0 2 0 0 0 0 0 0 7 7 0.00 0.000												
<b>C.C. Lee, R</b> (7, 1) ERA: 3.86	1.0 5 2 1 1 1 0 0 0 0 0 0 7 7 9.00 2.000												
<b>50 Jensen Lewis, R</b> (8, 1) ERA: 4.5	1.0 5 1 1 1 0 1 0 0 0 0 0 4 8 9.00 2.000												







Batter	1	2	3	4	5	6	7	8	9	AB R H RBI BB SO LOB	TOP												
23 Michael Brantley, L OBP: 0.400, SLG: 0.364 39 Brian Bixler, R OBP: 0.409, SLG: 0.370	G3-1		G4-3	F7		F8		1B		4 0 0 0 0 0 5 1 0 1 0 0 0 0	<b>Cleveland Indians @ Cincinnati Reds</b> Goodyear Ballpark, Goodyear, AZ Sat Apr 03 2010, 4:16 PM - 7:24 PM EDT Att.: 4,389 - Sunny - 81 F												
6 Luis Antonio Rodriguez, S OBP: 0.347, SLG: 0.350 74 Numan Romero, S OBP: 0.348, SLG: 0.283 Joshua Rodriguez, R OBP: 0.333, SLG: 0.333	76 HR		P3		K		G4-3	1B		4 1 1 0 0 1 0 1 1 1 0 0 0 0 1 0 1 2 0 0 0													
76 Lonnie Chisenhall, L OBP: 0.333, SLG: 0.590	2H			F9	L8		G1-3	F8		5 1 1 2 0 0 2													
2 Jhonny Peralta, R OBP: 0.317, SLG: 0.370 8 Chris Gimenez, R OBP: 0.222, SLG: 0.226	L5			1 HBP 52 2B 7 1B	K		FC4-6 1B		E	1 1 0 0 1 0 0 3 1 2 0 0 1 0													
26 Austin Kearns, R OBP: 0.400, SLG: 0.540 Lucas Montero, S OBP: 0.333, SLG: 0.500	K			F9		35 SH1-4 52 1B 1B	FC4-6 1B		E1 25 F8 35 SF7	3 0 1 0 0 1 1 2 2 1 0 0 0 1													
7 Matt LaPorta, R OBP: 0.295, SLG: 0.439 25 Andy Marte, R OBP: 0.379, SLG: 0.444	K			1 HBP 52 2B 1B		52 1B 35 SH1-4 BB		F7	F8	2 1 1 0 1 1 0 2 0 0 0 0 0 1													
1 Luis Valbuena, L OBP: 0.343, SLG: 0.313 35 Anderson Hernandez, R OBP: 0.386, SLG: 0.297	F9			52 2B HBP		SH1-4			SF7	1 0 0 0 0 0 0 0 1 0 1 0 0 0													
52 Mike Redmond, R OBP: 0.370, SLG: 0.458 65 Damaso Espino, R OBP: 0.368, SLG: 0.400	G6-3							39 1B 1B	P4	3 0 2 4 0 0 0 1 1 0 0 1 0 0													
86 John Drennen, L OBP: 0.300, SLG: 0.500				F8		K		F7		3 0 0 0 0 1 5													
Inning Stats	R: 2 E: 0 K: 1 S: 9	H: 2 LOB: 0 BB: 0 P: 11	R: 0 E: 0 K: 1 S: 5	H: 0 LOB: 0 BB: 0 P: 5	R: 0 E: 0 K: 0 S: 3	H: 0 LOB: 0 BB: 0 P: 3	R: 3 E: 0 K: 0 S: 5	H: 2 LOB: 2 BB: 1 P: 11	R: 0 E: 0 K: 2 S: 7	H: 0 LOB: 0 BB: 0 P: 7		R: 1 E: 0 K: 1 S: 7	H: 2 LOB: 3 BB: 1 P: 11	R: 0 E: 0 K: 0 S: 4	H: 1 LOB: 0 BB: 0 P: 4	R: 2 E: 0 K: 0 S: 6	H: 3 LOB: 2 BB: 0 P: 10	R: 2 E: 1 K: 0 S: 5	H: 2 LOB: 0 BB: 0 P: 5	1B: 6 2B: 5 3B: 0 HR: 1	SF: 1 SAC: 1 DP: 0 HBP: 2	WP: 0 PB: 0 SB: 0 CS: 0	PA: 44
PITCHER	IP WLS BF H R ER SO BB IBB HBP BLK WP HR S P ERA WHIP	PITCHER																			ERA WHIP		
34 Homer Bailey, R ERA: 5.09	6.0 28 6 6 6 5 2 0 2 0 0 0 1 36 48 9.00 1.333																						
66 Logan Ondrusek, R ERA: 2.45	0.2 2 0 0 0 0 0 0 0 0 0 0 2 2 0.00 0.000																						
52 Daniel Herrera, L ERA: 2.45	0.1 2 1 0 0 0 0 0 0 0 0 0 2 2 0.00 3.000																						
85 Justin Walker, L ERA: 18.0	1.0 B 7 3 2 2 0 1 0 0 0 0 0 6 10 18.00 4.000																						
68 Federico Baez, R ERA: 11.57	1.0 5 2 2 1 0 0 0 0 0 0 0 5 5 9.00 2.000																						
Batter	1	2	3	4	5	6	7	8	9	AB R H RBI BB SO LOB	BOTTOM												
6 Drew Stubbs, R OBP: 0.354, SLG: 0.700 51 Dave Sappelt, R	G6-3	K		K			7 S 43 1B 1B	G5-3	P6	4 1 1 0 0 2 4 2 0 0 0 0 0 1	<b>Cleveland Indians @ Cincinnati Reds</b> Goodyear Ballpark, Goodyear, AZ Sat Apr 03 2010, 4:16 PM - 7:24 PM EDT Att.: 4,389 - Sunny - 81 F												
2 Orlando Cabrera, R OBP: 0.288, SLG: 0.224 7 Paul Janish, R OBP: 0.372, SLG: 0.600	F9		G3		19 WP 1B		L4	G5-3		3 0 1 0 0 0 0 2 0 0 0 0 0 1													
19 Joey Votto, L OBP: 0.300, SLG: 0.630 43 Miguel Cairo, R OBP: 0.280, SLG: 0.333	4 1B 2B		4 S 1B				9 1B 64 FC3-6 1B	K		3 1 2 0 0 1 1 2 1 1 1 0 1 0													
4 Brandon Phillips, R OBP: 0.273, SLG: 0.333 9 Kristopher Negrón, R OBP: 0.500, SLG: 0.571	27 FC5-4 1B		K				64 FC3-6 1B		83 HR 2B	3 0 1 1 0 2 3 2 1 2 0 0 0 0													
27 Scott Rolen, R OBP: 0.350, SLG: 0.420 64 Juan Francisco, L OBP: 0.346, SLG: 0.479	FC5-4		G5-3				FC3-6 31 HBP 29 2B BB		K	2 0 0 0 0 0 2 2 1 0 1 1 1 2													
32 Jay Bruce, L OBP: 0.345, SLG: 0.528 83 Denis Phipps, R OBP: 0.400, SLG: 0.667		55 1B 34 1B 2B		F9	G4-3		31 HBP 29 2B BB			3 1 1 0 0 0 2 1 2 1 2 1 0 0													
17 Laynce Nix, L ERA: 9.75 31 Jonny Gomes, R OBP: 0.350, SLG: 0.636		K		34 1B BB			F7		G5-3	1 0 0 0 1 1 1 2 1 0 0 0 0 0													
55 Ramon Hernandez, R OBP: 0.500, SLG: 0.576 29 Ryan Hanigan, R OBP: 0.343, SLG: 0.469			6 K 34 1B 1B		K		G5-3		58 3B BB	2 0 1 0 0 1 1 2 1 1 3 1 0 0													
34 Homer Bailey, R OBP: 0.290, SLG: 1.000 54 Andrew Mearns, R OBP: 0.260, SLG: 0.200 66 Logan Ondrusek, R ERA: 4.38							P3	G4-3		2 0 2 1 0 0 0 1 0 0 0 0 0 0 0 0 0 0 0 0 0 0 0 0 0 0 0 1 0 0 0 0 0 0 0 0 0 0 0 0 0 0 1 0 1 0 1 1 0 0 0													
52 Daniel Herrera, L ERA: 9.75 78 Devin Mesoraco, R OBP: 0.343, SLG: 0.469 85 Justin Walker, L ERA: 1.59 68 Federico Baez, R ERA: 11.57 58 Alex Buchholz, R ERA: 5.56			1-2 3H 1B							1B: 9 2B: 4 3B: 1 HR: 1		SF: 0 SAC: 0 DP: 0 HBP: 1	WP: 1 PB: 0 SB: 3 CS: 0	PA: 46									
PITCHER	IP WLS BF H R ER SO BB IBB HBP BLK WP HR S P ERA WHIP	PITCHER																			ERA WHIP		
63 Justin Masterson, R ERA: 4.38	5.0 24 8 2 2 7 2 0 0 0 0 0 0 36 45 9.00 2.000																						
56 Saul Rivera, R ERA: 4.38	1.2 9 3 4 4 0 1 0 0 0 0 0 8 14 21.60 2.400																						
C.C. Lee, R ERA: 9.75	0.1 B 3 1 1 1 0 0 0 1 0 0 0 2 3 27.00 3.000																						
53 Rafael Perez, L ERA: 1.59	1.0 H 3 0 0 0 1 0 0 0 0 0 0 5 5 0.00 0.000																						
54 Chris Perez, R ERA: 5.56	1.0 B 7 3 3 3 1 1 0 0 0 0 0 1 8 13 27.00 4.000																						

Batter	1	2	3	4	5	6	7	8	9	AB R H RBI BB SO LOB	TOP
13 Asdrubal Cabrera, S OBP: 0.250, SLG: 0.250	G6-3		1-1 1B			G4-3		F7		4 0 1 0 0 0 1	
24 Grady Sizemore, L	G4-3		1-2 F8			L8		K		4 0 0 0 0 1 2	
17 Shin-Soo Choo, L	F8			K		K		K		4 0 0 0 0 3 0	
48 Travis Hafner, L OBP: 0.250, SLG: 0.250		G5-4-3 1B		K		F8		L8		4 0 1 0 0 1 0	
2 Johnny Peralta, R	F7					G5-3				2 0 0 0 1 0 1	
7 Matt LaPorta, R	G5-4-3			L7		P6				3 0 0 0 0 0 2	
12 Mark Grudzielanek, R OBP: 0.333, SLG: 0.333			G6-3			G6-3		K		3 0 1 0 0 1 0	
30 Lou Marson, R			L7			G1-3		K		3 0 0 0 0 1 1	
23 Michael Brantley, L OBP: 0.333, SLG: 0.333			FC4-6 1B			F9				3 0 1 0 0 0 1	
Inning Stats	R: 0 H: 0 E: 0 LOB: 0 K: 0 S: 6	R: 0 H: 1 E: 0 LOB: 0 K: 0 S: 4	R: 0 H: 2 E: 0 LOB: 2 K: 0 S: 13	R: 0 H: 0 E: 0 LOB: 1 K: 2 S: 12	R: 0 H: 0 E: 0 LOB: 0 K: 0 S: 13	R: 0 H: 0 E: 0 LOB: 0 K: 1 S: 8	R: 0 H: 0 E: 0 LOB: 0 K: 0 S: 7	R: 0 H: 1 E: 0 LOB: 1 K: 2 S: 9	R: 0 H: 0 E: 0 LOB: 0 K: 2 S: 10	1B: 4 SF: 0 2B: 0 SAC: 0 3B: 0 DP: 1 HR: 0 HBP: 0	WP: 0 PA: 31 PB: 0 SB: 0 CS: 0
PITCHER	IP WLS BF H R ER SO BB IBB HBP BLK WP HR S P ERA WHIP	IP WLS BF H R ER SO BB IBB HBP BLK WP HR S P ERA WHIP	IP WLS BF H R ER SO BB IBB HBP BLK WP HR S P ERA WHIP	IP WLS BF H R ER SO BB IBB HBP BLK WP HR S P ERA WHIP	IP WLS BF H R ER SO BB IBB HBP BLK WP HR S P ERA WHIP	IP WLS BF H R ER SO BB IBB HBP BLK WP HR S P ERA WHIP	IP WLS BF H R ER SO BB IBB HBP BLK WP HR S P ERA WHIP	IP WLS BF H R ER SO BB IBB HBP BLK WP HR S P ERA WHIP	IP WLS BF H R ER SO BB IBB HBP BLK WP HR S P ERA WHIP	IP WLS BF H R ER SO BB IBB HBP BLK WP HR S P ERA WHIP	IP WLS BF H R ER SO BB IBB HBP BLK WP HR S P ERA WHIP
56 Mark Buehrle, L ERA:	7.0 W 24 3 0 0 3 1 0 0 0 0 0 0 63 95 0.00 0.571										
40 J.J. Putz, R ERA:	1.0 4 1 0 0 2 0 0 0 0 0 0 9 14 0.00 1.000										
37 Matt Thornton, L ERA:	1.0 3 0 0 0 2 0 0 0 0 0 0 10 10 0.00 0.000										

Cleveland Indians @ Chicago White Sox  
U.S. Cellular Field, Chicago, IL  
Mon Apr 05 2010, 2:09 PM - 4:33 PM EDT  
Att: 38,935 - Partly Cloudy - 75 F


AB 30  
R 0  
H 4  
RBI 0  
BB 1  
SO 7  
LOB 8



Batter	1	2	3	4	5	6	7	8	9	AB R H RBI BB SO LOB	BOTTOM
1 Juan Pierre, L	G5-3	CS	K	L3		G6-3				4 0 0 0 0 1 1	
15 Gordon Beckham, R OBP: 0.500, SLG: 0.750	G4-3		14 WP 20 HBP 7 FC4-6 1B		14 WP 7 G4-6-3 2B		K			4 2 2 0 0 1 0	
20 Carlos Quentin, R OBP: 0.750, SLG: 1.000	14 HR 2B		7 FC4-6 14 BB 51 WP HBP		7 G4-6-3 14 BB HBP		K			2 2 1 0 0 1 0	
14 Paul Konerko, R OBP: 0.750, SLG: 2.000	2HR HR		7 FC4-6 BB		7 G4-6-3 BB		G5-3			2 1 1 2 2 0 0	
7 Mark Kotsay, L			FC4-6 51 WP BB		G4-6-3			P3		2 0 0 1 1 0 4	
25 Andruw Jones, R (8, PH) (9, 10)			1-2 2-3 2-3 3-4 1-2 1-2		G4-6-3					1 0 0 0 0 0 0	
51 Alex Rios, R OBP: 0.500, SLG: 1.333	FC6-4		G4-3					HR		3 1 1 1 1 0 2	
12 A.J. Pierzynski, L OBP: 0.250, SLG: 0.250		G6-3		10 WP 1B		F8		F8		4 0 1 0 0 0 2	
23 Mark Teahen, L		CS 1B BB		P5				F7		3 0 0 0 1 1 1	
10 Alexei Ramirez, R		F9		G5-3		G6-3				3 0 0 0 0 0 2	
Inning Stats	R: 2 H: 2 E: 0 LOB: 1 K: 0 S: 13	R: 0 H: 0 E: 0 LOB: 1 K: 0 S: 4	R: 2 H: 1 E: 0 LOB: 1 K: 1 S: 16	R: 0 H: 1 E: 0 LOB: 0 K: 0 S: 10	R: 1 H: 1 E: 0 LOB: 2 K: 0 S: 13	R: 0 H: 0 E: 0 LOB: 0 K: 0 S: 7	R: 0 H: 0 E: 0 LOB: 0 K: 2 S: 11	R: 1 H: 1 E: 0 LOB: 0 K: 1 S: 8	R: 0 H: 0 E: 0 LOB: 0 K: 2 S: 9	1B: 2 SF: 0 2B: 2 SAC: 0 3B: 0 DP: 1 HR: 2 HBP: 2	WP: 4 PA: 36 PB: 0 SB: 0 CS: 1
PITCHER	IP WLS BF H R ER SO BB IBB HBP BLK WP HR S P ERA WHIP	IP WLS BF H R ER SO BB IBB HBP BLK WP HR S P ERA WHIP	IP WLS BF H R ER SO BB IBB HBP BLK WP HR S P ERA WHIP	IP WLS BF H R ER SO BB IBB HBP BLK WP HR S P ERA WHIP	IP WLS BF H R ER SO BB IBB HBP BLK WP HR S P ERA WHIP	IP WLS BF H R ER SO BB IBB HBP BLK WP HR S P ERA WHIP	IP WLS BF H R ER SO BB IBB HBP BLK WP HR S P ERA WHIP	IP WLS BF H R ER SO BB IBB HBP BLK WP HR S P ERA WHIP	IP WLS BF H R ER SO BB IBB HBP BLK WP HR S P ERA WHIP	IP WLS BF H R ER SO BB IBB HBP BLK WP HR S P ERA WHIP	IP WLS BF H R ER SO BB IBB HBP BLK WP HR S P ERA WHIP
37 Jake Westbrook, R ERA: 11.25	4.0 L 22 5 5 5 1 4 0 0 0 0 0 0 47 92 11.25 2.250										
32 Aaron Laffey, L ERA:	2.0 6 0 0 0 0 1 0 0 0 0 0 16 28 0.00 0.500										
50 Jensen Lewis, R ERA:	1.0 3 0 0 0 2 0 0 0 0 0 0 11 15 0.00 0.000										
49 Tony Sipp, L ERA: 9.0	1.0 4 1 1 1 1 0 0 0 0 0 1 8 9 9.00 1.000										

Cleveland Indians @ Chicago White Sox  
U.S. Cellular Field, Chicago, IL  
Mon Apr 05 2010, 2:09 PM - 4:33 PM EDT  
Att: 38,935 - Partly Cloudy - 75 F

AB 28  
R 6  
H 6  
RBI 4  
BB 5  
SO 4  
LOB 12


















Batter	1	2	3	4	5	6	7	8	9	AB	R	H	RBI	BB	SO	LOB	
20 Julio Borbon, L (1, 8) OBP: 0.103, SLG: 0.103	10 S 32 2B 1B	G1-3		SH5-3			B1-3			4	1	2	2	0	0	1	
10 Michael Young, R (1, 5) OBP: 0.200, SLG: 0.281	K		E5 32 1B 27 G5-3	G1-3			F9	F9		5	1	0	0	0	1	4	
32 Josh Hamilton, L (1, 7) OBP: 0.455, SLG: 0.538				G4-3						4	0	3	1	1	0	1	
27 Vladimir Guerrero, R (1, 10) OBP: 0.457, SLG: 0.545	K		G5-3				FC6-4			5	0	1	1	0	1	3	
17 Nelson Cruz, R (1, 9) OBP: 0.486, SLG: 1.172	K									5	1	1	1	0	3	3	
19 Chris Davis, L (1, 3) OBP: 0.281, SLG: 0.310										5	1	2	0	0	2	2	
15 Matt Treanor, R (1, 2) OBP: 0.500, SLG: 0.444										5	1	2	0	0	3	3	
14 Joaquin Arias, R (1, 4) OBP: 0.440, SLG: 0.480										4	1	1	0	0	2	3	
1 Elvis Andrus, R (1, 6) OBP: 0.433, SLG: 0.423										4	0	3	1	0	1	0	
<b>Inning Stats</b>	R: 1 H: 2 E: 0 K: 3 S: 14	H: 2 R: 1 ER: 1 LOB: 1 BB: 0 P: 22	R: 2 H: 4 E: 0 K: 1 S: 15	H: 4 R: 2 ER: 1 LOB: 2 BB: 0 P: 23	R: 0 H: 1 E: 0 K: 0 S: 9	H: 0 R: 1 ER: 0 LOB: 1 BB: 0 P: 14	R: 0 H: 0 E: 0 K: 3 S: 10	H: 1 R: 0 ER: 0 LOB: 1 BB: 0 P: 13	R: 2 H: 4 E: 0 K: 3 S: 15	H: 4 R: 1 ER: 2 LOB: 2 BB: 1 P: 21	1B: 11 RBI: 6 H: 15 BB: 1 SO: 13 LOB: 20	SF: 0 2B: 3 3B: 0 HR: 1	SAC: 1 DP: 0 HBP: 0	WP: 0 PB: 0 SB: 2 CS: 1	PA: 43		
<b>PITCHER</b>	IP: 6.0 WLS: L BF: 27 ERA: 2.45	IP: 1.2 WLS: H BF: 10 ERA: 3.6	IP: 7.1 WLS: H BF: 27 ERA: 2.7	IP: 8.1 WLS: H BF: 34 ERA: 2.7	IP: 0.1 WLS: S BF: 1 ERA: 4.91	IP: 1.0 WLS: S BF: 5 ERA: 4.91	IP: 6.0 WLS: L BF: 27 ERA: 2.45	IP: 1.2 WLS: H BF: 10 ERA: 3.6	IP: 7.1 WLS: H BF: 27 ERA: 2.7	IP: 8.1 WLS: H BF: 34 ERA: 2.7	IP: 0.1 WLS: S BF: 1 ERA: 4.91	IP: 1.0 WLS: S BF: 5 ERA: 4.91	IP: 6.0 WLS: L BF: 27 ERA: 2.45	IP: 1.2 WLS: H BF: 10 ERA: 3.6	IP: 7.1 WLS: H BF: 27 ERA: 2.7	IP: 8.1 WLS: H BF: 34 ERA: 2.7	IP: 0.1 WLS: S BF: 1 ERA: 4.91

**Texas Rangers @ Cleveland Indians**  
Progressive Field, Cleveland, OH  
Wed Apr 14 2010, 7:07 PM - 10:21 PM EDT  
Att: 10,071 - Partly Cloudy - 54 F


AB	41
R	6
H	15
RBI	6
BB	1
SO	13
LOB	20



Batter	1	2	3	4	5	6	7	8	9	AB	R	H	RBI	BB	SO	LOB	
13 Asdrubal Cabrera, S (1, 6) OBP: 0.243, SLG: 0.222	G4-3		K					F8		5	0	0	0	0	1	4	
24 Grady Sizemore, L (1, 8) OBP: 0.357, SLG: 0.480										3	0	1	0	1	2	0	
17 Shin-Soo Choo, L (1, 9) OBP: 0.472, SLG: 0.556										3	0	2	0	2	0	1	
48 Travis Hafner, L (1, 10) OBP: 0.343, SLG: 0.345										3	0	0	0	1	1	3	
2 Johnny Peralta, R (1, 5) OBP: 0.294, SLG: 0.333										4	1	0	0	1	1	8	
7 Matt LaPorta, R (1, 3) OBP: 0.321, SLG: 0.346	K									4	1	1	0	0	2	3	
1 Luis Valbuena, L (1, 4) OBP: 0.296, SLG: 0.304										3	0	0	0	1	1	0	
30 Lou Marson, R (1, 2) OBP: 0.167, SLG: 0.063										3	0	0	0	1	2	3	
23 Michael Brantley, L (1, 7) OBP: 0.250, SLG: 0.231										3	0	1	2	1	2	0	
<b>Inning Stats</b>	R: 0 H: 0 E: 0 K: 2 S: 21	H: 0 R: 2 ER: 0 LOB: 3 BB: 2 P: 37	R: 0 H: 1 E: 0 K: 2 S: 12	H: 1 R: 0 ER: 0 LOB: 2 BB: 1 P: 21	R: 0 H: 0 E: 0 K: 2 S: 11	H: 0 R: 1 ER: 0 LOB: 1 BB: 0 P: 15	R: 2 H: 2 E: 0 K: 1 S: 25	H: 2 R: 0 ER: 0 LOB: 2 BB: 2 P: 37	R: 0 H: 0 E: 0 K: 1 S: 11	H: 0 R: 1 ER: 0 LOB: 2 BB: 1 P: 22	1B: 3 RBI: 2 H: 5 BB: 8 SO: 12 LOB: 22	SF: 0 2B: 2 3B: 0 HR: 0	SAC: 0 DP: 1 HBP: 2	WP: 1 PB: 0 SB: 1 CS: 0	PA: 41		
<b>PITCHER</b>	IP: 5.1 WLS: W BF: 24 ERA: 2.19	IP: 0.2 WLS: H BF: 4 ERA: 5.4	IP: 1.0 WLS: H BF: 4 ERA: 2.25	IP: 0.2 WLS: S BF: 4 ERA: 2.7	IP: 1.1 WLS: S BF: 5 ERA: 1.93	IP: 5.1 WLS: W BF: 24 ERA: 2.19	IP: 0.2 WLS: H BF: 4 ERA: 5.4	IP: 1.0 WLS: H BF: 4 ERA: 2.25	IP: 0.2 WLS: S BF: 4 ERA: 2.7	IP: 1.1 WLS: S BF: 5 ERA: 1.93	IP: 5.1 WLS: W BF: 24 ERA: 2.19	IP: 0.2 WLS: H BF: 4 ERA: 5.4	IP: 1.0 WLS: H BF: 4 ERA: 2.25	IP: 0.2 WLS: S BF: 4 ERA: 2.7	IP: 1.1 WLS: S BF: 5 ERA: 1.93	IP: 5.1 WLS: W BF: 24 ERA: 2.19	IP: 0.2 WLS: H BF: 4 ERA: 5.4

**Texas Rangers @ Cleveland Indians**  
Progressive Field, Cleveland, OH  
Wed Apr 14 2010, 7:07 PM - 10:21 PM EDT  
Att: 10,071 - Partly Cloudy - 54 F

AB	31
R	2
H	5
RBI	2
BB	8
SO	12
LOB	22



Batter	1	2	3	4	5	6	7	8	9	AB	R	H	RBI	BB	SO	LOB	TOP			
1 Elvis Andrus, R OBP: 0.424, SLG: 0.414										3	1	1	0	0	0	0	<p><b>Texas Rangers @ Cleveland Indians</b>  Progressive Field, Cleveland, OH  Thu Apr 15 2010, 12:07 PM - 2:09 PM EDT  Att. 10,198 - Sunny - 75 F</p>			
10 Michael Young, R OBP: 0.231, SLG: 0.389										4	1	2	2	0	0	1				
32 Josh Hamilton, L OBP: 0.405, SLG: 0.467										4	0	0	0	0	1	2				
27 Vladimir Guerrero, R OBP: 0.436, SLG: 0.514										4	0	1	0	0	0	1				
17 Nelson Cruz, R OBP: 0.447, SLG: 1.063										3	0	0	0	0	0	1				
7 David Murphy, L OBP: 0.091, SLG: 0.200										3	0	0	0	0	1	0				
25 Ryan Garko, R OBP: 0.281, SLG: 0.310										3	0	0	0	0	1	0				
19 Chris Davis, L OBP: 0.281, SLG: 0.310										0	0	0	0	0	0	0				
15 Matt Treanor, R OBP: 0.385, SLG: 0.333										3	0	0	0	0	1	0				
3 Andrés Blanco, S										2	0	0	0	1	0	0				
<b>Inning Stats</b>	R: 0 E: 0 K: 1 S: 9	H: 0 LOB: 0 BB: 0 P: 11	R: 0 E: 0 K: 1 S: 9	H: 0 LOB: 0 BB: 0 P: 12	R: 0 E: 0 K: 0 S: 9	H: 3 LOB: 0 BB: 0 P: 12	R: 0 E: 0 K: 1 S: 8	H: 0 LOB: 0 BB: 0 P: 12	R: 0 E: 0 K: 0 S: 7	H: 0 LOB: 1 BB: 1 P: 16	R: 0 E: 0 K: 0 S: 7	H: 0 LOB: 0 BB: 0 P: 12	R: 0 E: 0 K: 1 S: 6	H: 0 LOB: 0 BB: 0 P: 9	R: 0 E: 0 K: 0 S: 7	H: 1 LOB: 1 BB: 0 P: 8	1B: 3 2B: 0 3B: 0 HR: 1	SF: 0 SAC: 1 DP: 1 HBP: 0	WP: 0 PB: 0 SB: 0 CS: 0	PA: 31
<b>PITCHER</b> 28 David Huff, L ERA: 1.8	IP: 9.0 WLS: W BF: 31	H: 4 R: 2 ER: 2 SO: 4	BB: 1 IBB: 0 HBP: 0 BLK: 0	WP: 0 HR: 1 S: 71 P: 104	ERA: 2.00 WHIP: 0.556	<b>PITCHER</b>										IP: 9.0 WLS: W BF: 31	H: 4 R: 2 ER: 2 SO: 4	BB: 1 IBB: 0 HBP: 0 BLK: 0	WP: 0 HR: 1 S: 71 P: 104	ERA: 2.00 WHIP: 0.556

AB	29
R	2
H	4
RBI	2
BB	1
SO	4
LOB	5



Batter	1	2	3	4	5	6	7	8	9	AB	R	H	RBI	BB	SO	LOB	BOTTOM			
13 Asdrúbal Cabrera, S OBP: 0.244, SLG: 0.225										4	1	1	0	0	1	0	<p><b>Texas Rangers @ Cleveland Indians</b>  Progressive Field, Cleveland, OH  Thu Apr 15 2010, 12:07 PM - 2:09 PM EDT  Att. 10,198 - Sunny - 75 F</p>			
24 Grady Sizemore, L OBP: 0.313, SLG: 0.414										4	1	0	0	0	1	3				
17 Shin-Soo Choo, L OBP: 0.475, SLG: 0.677										4	1	2	3	0	0	2				
26 Austin Kearns, R OBP: 0.375, SLG: 0.429										4	0	1	0	0	1	1				
48 Travis Hafner, L OBP: 0.359, SLG: 0.344										3	0	1	0	0	0	1				
7 Matt LaPorta, R OBP: 0.313, SLG: 0.310										3	0	0	0	1	0	3				
12 Mark Grudzielanek, R OBP: 0.091, SLG: 0.091										4	0	0	0	0	0	4				
25 Andy Marte, R OBP: 0.286, SLG: 0.167										3	0	1	0	0	0	2				
52 Mike Redmond, R OBP: 0.200, SLG: 0.214										3	0	0	0	0	0	1				
<b>Inning Stats</b>	R: 0 E: 0 K: 1 S: 12	H: 1 LOB: 2 BB: 0 P: 16	R: 0 E: 0 K: 1 S: 9	H: 1 LOB: 0 BB: 0 P: 12	R: 0 E: 0 K: 0 S: 11	H: 0 LOB: 0 BB: 0 P: 18	R: 0 E: 0 K: 0 S: 7	H: 1 LOB: 2 BB: 1 P: 16	R: 0 E: 0 K: 1 S: 9	H: 2 LOB: 2 BB: 0 P: 15	R: 0 E: 0 K: 0 S: 9	H: 0 LOB: 0 BB: 0 P: 14	R: 0 E: 0 K: 0 S: 8	H: 0 LOB: 0 BB: 0 P: 12	R: 3 E: 2 K: 0 S: 13	H: 2 LOB: 1 BB: 0 P: 20		1B: 4 2B: 1 3B: 0 HR: 1	SF: 0 SAC: 0 DP: 1 HBP: 1	WP: 1 PB: 0 SB: 0 CS: 0
<b>PITCHER</b> 54 Matt Harrison, L ERA: 1.38 56 Darren O'Day, R ERA:	IP: 7.0 WLS: L BF: 30	H: 5 R: 3 ER: 1 SO: 3	BB: 1 IBB: 0 HBP: 0 BLK: 0	WP: 1 HR: 1 S: 72 P: 116	ERA: 1.29 WHIP: 0.857	<b>PITCHER</b>										IP: 1.0 WLS: L BF: 4	H: 1 R: 0 ER: 0 SO: 0	BB: 0 IBB: 0 HBP: 1 BLK: 0	WP: 0 HR: 0 S: 6 P: 7	ERA: 0.00 WHIP: 1.000


AB	32
R	3
H	6
RBI	3
BB	1
SO	3
LOB	17



Batter	1	2	3	4	5	6	7	8	9	AB	R	H	RBI	BB	SO	LOB	TOP										
1 Juan Pierre, L (1,7) OBP: 0.295, SLG: 0.205										3	0	1	0	0	0	0											
15 Gordon Beckham, R (1,4) OBP: 0.333, SLG: 0.372										4	0	1	0	0	0	1											
20 Carlos Quentin, R (1,9) OBP: 0.367, SLG: 0.450										4	0	0	0	0	0	2											
14 Paul Konerko, R (1,3) OBP: 0.357, SLG: 0.588										3	1	2	1	0	0	0											
7 Mark Kotsay, L (1,10) OBP: 0.208, SLG: 0.273										3	0	0	0	0	1	1											
51 Alex Rios, R (1,8) OBP: 0.283, SLG: 0.419										3	0	0	0	0	0	0											
12 A.J. Pierzynski, L (1,2) OBP: 0.270, SLG: 0.235										3	0	0	0	0	0	0											
10 Alexei Ramirez, R (1,6) OBP: 0.167, SLG: 0.278										3	1	1	0	0	1	0											
23 Mark Teahen, L (1,5) OBP: 0.406, SLG: 0.480										3	0	1	0	0	0	0											
<b>Inning Stats</b>	R: 0 E: 0 K: 0 S: 7	H: 2 LOB: 0 BB: 0 P: 8	R: 1 E: 0 K: 0 S: 9	H: 1 LOB: 0 BB: 0 P: 15	R: 0 E: 0 K: 0 S: 5	H: 0 LOB: 0 BB: 0 P: 7	R: 0 E: 0 K: 0 S: 6	H: 0 LOB: 0 BB: 0 P: 10	R: 0 E: 0 K: 1 S: 8	H: 0 LOB: 0 BB: 0 P: 12	R: 1 E: 1 K: 0 S: 11	H: 2 LOB: 1 BB: 0 P: 13	R: 0 E: 0 K: 1 S: 8	H: 1 LOB: 0 BB: 0 P: 13	R: 0 E: 0 K: 1 S: 6	H: 0 LOB: 0 BB: 0 P: 8	R: 0 E: 0 K: 0 S: 8	H: 0 LOB: 0 BB: 0 P: 11	1B: 5 2B: 0 3B: 0 HR: 1	SF: 0 SAC: 1 DP: 2 HBP: 0	WP: 0 PB: 0 CS: 1	PA: 30					
<b>PITCHER</b>	IP	WLS	BF	H	R	ER	SO	BB	IBB	HBP	BLK	WP	HR	S	P	ERA	WHIP										
51 Mitch Talbot, R (1,1) ERA: 3.21	9.0	W	30	6	2	1	2	0	0	0	0	0	1	68	97	1.00	0.667										

Chicago White Sox @ Cleveland Indians  
Progressive Field, Cleveland, OH  
Fri Apr 16 2010, 7:07 PM - 9:10 PM EDT  
Att: 10,421 - Clear - 58 F

AB	29
R	2
H	6
RBI	1
BB	0
SO	2
LOB	4



Batter	1	2	3	4	5	6	7	8	9	AB	R	H	RBI	BB	SO	LOB	BOTTOM										
13 Adrián Cabrera, S (1,6) OBP: 0.267, SLG: 0.273										4	0	2	1	0	0	0											
24 Grady Sizemore, L (1,8) OBP: 0.278, SLG: 0.364										4	0	0	0	0	0	3											
17 Shin-Soo Choo, L (1,9) OBP: 0.500, SLG: 0.667										2	0	1	0	2	0	2											
2 Jhonny Peralta, R (1,5) OBP: 0.289, SLG: 0.300										3	1	0	0	1	1	3											
48 Travis Hafner, L (1,10) OBP: 0.349, SLG: 0.314										3	1	0	0	1	2	1											
7 Matt LaPorta, R (1,3) OBP: 0.306, SLG: 0.303										4	0	1	0	0	1	2											
26 Austin Kearns, R (1,7) OBP: 0.400, SLG: 0.444										4	2	2	1	0	0	1											
1 Luis Valbuena, L (1,4) OBP: 0.290, SLG: 0.407										4	1	1	2	0	1	2											
30 Lou Marson, R (1,2) OBP: 0.190, SLG: 0.105										3	1	1	0	0	0	0											
<b>Inning Stats</b>	R: 0 E: 0 K: 1 S: 6	H: 0 LOB: 1 BB: 1 P: 11	R: 0 E: 0 K: 1 S: 7	H: 0 LOB: 0 BB: 0 P: 11	R: 0 E: 0 K: 0 S: 12	H: 2 LOB: 2 BB: 0 P: 20	R: 3 E: 0 K: 1 S: 16	H: 2 LOB: 1 BB: 1 P: 22	R: 0 E: 0 K: 0 S: 11	H: 0 LOB: 1 BB: 1 P: 18	R: 3 E: 1 K: 0 S: 16	H: 2 LOB: 1 BB: 1 P: 27	R: 0 E: 0 K: 1 S: 8	H: 1 LOB: 0 BB: 0 P: 11	R: 0 E: 0 K: 1 S: 6	H: 1 LOB: 0 BB: 0 P: 9	1B: 6 2B: 1 3B: 0 HR: 1	SF: 0 SAC: 0 DP: 2 HBP: 0	WP: 1 PB: 0 SB: 0 CS: 0	PA: 35							
<b>PITCHER</b>	IP	WLS	BF	H	R	ER	SO	BB	IBB	HBP	BLK	WP	HR	S	P	ERA	WHIP										
56 Mark Buehrle, L (1,1) ERA: 3.0	6.0	L	29	6	3	3	3	4	0	0	0	0	0	8	109	4.50	1.667										
37 Matt Thornton, L (7,1) ERA: 1.35	1.0		3	1	0	0	1	0	0	0	0	0	0	8	11	0.00	1.000										
45 Bobby Jenks, R (8,1) ERA: 1.8	1.0		3	1	0	0	1	0	0	0	0	0	0	6	9	0.00	1.000										

Chicago White Sox @ Cleveland Indians  
Progressive Field, Cleveland, OH  
Fri Apr 16 2010, 7:07 PM - 9:10 PM EDT  
Att: 10,421 - Clear - 58 F

AB	31
R	6
H	8
RBI	4
BB	4
SO	5
LOB	14



Batter	1	2	3	4	5	6	7	8	9	AB	R	H	RBI	BB	SO	LOB	TOP					
1 Juan Pierre, L (1,10) OBP: 0.271, SLG: 0.186	G3		G6-3			G1-3		G4-3		4	0	0	0	0	0	2	Chicago White Sox @ Cleveland Indians Progressive Field, Cleveland, OH Sat Apr 17 2010, 4:12 PM - 6:34 PM EDT Att: 12,885 - Overcast - 44 F					
15 Gordon Beckham, R (1,4) OBP: 0.346, SLG: 0.391	2B			G5-3		BB		K		3	0	1	0	1	1	0						
20 Carlos Quentin, R (1,9)	L4			F9		G5-4-3		F9		4	0	0	0	0	3							
14 Paul Konerko, R (1,3)		BB		F8		F8		F8		3	0	0	0	1	0	0						
25 Andrew Jones, R (1,7) OBP: 0.406, SLG: 0.667	G6-4-3			K		K		K		4	1	1	0	0	2	1						
12 A.J. Pierzynski, L (1,2) OBP: 0.250, SLG: 0.216	G1-3			G1-3		G1-3		G4-3		3	0	0	0	0	0	1						
51 Alex Rios, R (1,8) OBP: 0.306, SLG: 0.457			1B	G6-3		G6-3		G6-3		3	0	2	1	0	0	0						
23 Mark Teahen, L (1,5) OBP: 0.400, SLG: 0.444			L5	L5		BB		K		2	1	0	0	1	1	2						
10 Alexei Ramirez, R (1,6) OBP: 0.179, SLG: 0.308	F7			F7		G1-3		G6-3		3	0	1	1	0	0	1						
<b>Inning Stats</b>	R: 0 E: 0 K: 0 S: 7	H: 1 LOB: 0 BB: 0 P: 10	R: 0 E: 0 K: 0 S: 6	H: 0 LOB: 0 BB: 1 P: 12	R: 0 E: 0 K: 0 S: 9	H: 1 LOB: 1 BB: 0 P: 15	R: 0 E: 0 K: 0 S: 4	H: 0 LOB: 0 BB: 0 P: 5	R: 0 E: 0 K: 1 S: 9	H: 0 LOB: 0 BB: 0 P: 18	R: 1 E: 0 K: 0 S: 7	H: 1 LOB: 1 BB: 2 P: 18	R: 1 E: 0 K: 1 S: 10	H: 2 LOB: 1 BB: 0 P: 16	R: 0 E: 0 K: 1 S: 11	H: 0 LOB: 0 BB: 0 P: 15	R: 0 E: 0 K: 1 S: 11	H: 0 LOB: 0 BB: 0 P: 15	1B: 2 2B: 4 3B: 0 HR: 0	SF: 0 SAC: 0 DP: 3 HBP: 0	WP: 0 PB: 0 CS: 2	PA: 32
<b>PITCHER</b>	IP	WLS	BF	H	R	ER	SO	BB	IBB	HBP	BLK	WP	HR	S	P	ERA	WHIP					
37 Jake Westbrook, R (1,1) ERA: 5.4	7.0		26	5	2	2	2	3	0	0	0	0	0	52	94	2.57	1.143					
50 Jensen Lewis, R (8,1) ERA: 1.59	1.0	W	3	0	0	0	1	0	0	0	0	0	0	11	15	0.00	0.000					
54 Chris Perez, R (9,1) ERA: 6.75	1.0	S	3	0	0	0	1	0	0	0	0	0	0	11	15	0.00	0.000					

Batter	1	2	3	4	5	6	7	8	9	AB	R	H	RBI	BB	SO	LOB	BOTTOM				
13 Adrián Cabrera, S (1,6) OBP: 0.265, SLG: 0.333	B3		G6-3			L6		HR		4	1	1	1	0	0	0	Chicago White Sox @ Cleveland Indians Progressive Field, Cleveland, OH Sat Apr 17 2010, 4:12 PM - 6:34 PM EDT Att: 12,885 - Overcast - 44 F				
24 Grady Sizemore, L (1,8) OBP: 0.300, SLG: 0.432	3B		G1-3			L8		1B		4	2	2	0	0	0	0					
17 Shin-Soo Choo, L (1,9) OBP: 0.479, SLG: 0.649	L1-3			L4		K		2B		4	0	1	2	0	1	0					
48 Travis Hafner, L (1,10) OBP: 0.340, SLG: 0.333	K			2B		G4-3		P5		4	0	1	0	0	1	1					
2 Jhonny Peralta, R (1,5) OBP: 0.286, SLG: 0.273	F8		F8		F8	F8		IBB		3	0	0	0	1	0	1					
1 Luis Valbuena, L (1,4) OBP: 0.343, SLG: 0.414	1B			BB		BB		G4-3		2	0	1	0	2	0	2					
25 Andy Marte, R (1,3) OBP: 0.300, SLG: 0.125	F8		F7			BB		BB		2	0	0	0	1	0	3					
30 Lou Marson, R (1,2) OBP: 0.167, SLG: 0.091	K2-3			L3		L3		FC6-4		3	0	0	0	0	1	2					
23 Michael Brantley, L (1,7) OBP: 0.226, SLG: 0.207	G4-3		G4-3		G4-3	G4-3		G3		3	0	0	0	0	0	0					
<b>Inning Stats</b>	R: 1 E: 0 K: 1 S: 11	H: 1 LOB: 0 BB: 0 P: 16	R: 0 E: 0 K: 1 S: 9	H: 1 LOB: 0 BB: 0 P: 11	R: 0 E: 0 K: 0 S: 8	H: 0 LOB: 0 BB: 0 P: 13	R: 0 E: 0 K: 0 S: 10	H: 1 LOB: 2 BB: 1 P: 20	R: 0 E: 0 K: 0 S: 5	H: 0 LOB: 0 BB: 0 P: 6	R: 0 E: 0 K: 1 S: 10	H: 0 LOB: 0 BB: 0 P: 15	R: 0 E: 0 K: 0 S: 11	H: 0 LOB: 1 BB: 2 P: 23	R: 2 E: 0 K: 0 S: 14	H: 3 LOB: 2 BB: 1 P: 22	1B: 2 2B: 2 3B: 1 HR: 1	SF: 0 SAC: 0 DP: 0 HBP: 0	WP: 0 PB: 0 CS: 1	PA: 33	
<b>PITCHER</b>	IP	WLS	BF	H	R	ER	SO	BB	IBB	HBP	BLK	WP	HR	S	P	ERA	WHIP				
44 Jake Peavy, R (1,1) ERA: 6.0	7.1	L	28	4	2	2	3	3	0	0	0	0	0	10	109	2.46	0.955				
37 Matt Thornton, L (8,1) ERA: 2.45	0.2		5	2	1	1	0	0	1	0	0	0	0	10	17	13.50	3.000				

Batter	1	2	3	4	5	6	7	8	9	AB R H RBI BB SO LOB	TOP
1 Juan Pierre, L (1, 7) OBP: 0.283, SLG: 0.208										5 0 2 1 0 0 3	<p><b>Chicago White Sox @ Cleveland Indians</b> Progressive Field, Cleveland, OH Sun Apr 18 2010, 1:08 PM - 4:13 PM EDT Att: 10,564 - Cloudy - 45 F</p> <p><b>AB</b> 35 <b>R</b> 4 <b>H</b> 10 <b>RBI</b> 4 <b>BB</b> 4 <b>SO</b> 5 <b>LOB</b> 20</p>
15 Gordon Beckham, R (1, 4) OBP: 0.333, SLG: 0.360										4 0 0 0 1 0 5	
7 Mark Kotsay, L (1, 9) OBP: 0.185, SLG: 0.240										3 0 0 0 0 0 3	
20 Carlos Quentin, R (7, PH) OBP: 0.327, SLG: 0.400										1 0 0 1 0 0 2	
14 Paul Konerko, R (1, 3) OBP: 0.333, SLG: 0.524										5 0 1 0 0 2 2	
12 A.J. Pierzynski, L (1, 2) OBP: 0.227, SLG: 0.195										4 0 0 0 0 0 1	
51 Alex Rios, R (1, 8) OBP: 0.321, SLG: 0.449										3 1 1 0 1 1 1	
23 Mark Teahen, L (1, 10) OBP: 0.436, SLG: 0.467										3 1 2 0 1 0 1	
11 Omar Vizquel, S (1, 5) OBP: 0.222, SLG: 0.188										3 1 1 1 1 1 2	
10 Alexei Ramirez, R (1, 6) OBP: 0.233, SLG: 0.349										4 1 3 1 0 1 0	
<b>Inning Stats</b>											
R: 0 H: 1 R: 0 H: 1 R: 0 H: 0 R: 0 H: 0 R: 3 H: 4 R: 0 H: 0 R: 0 H: 1 R: 0 H: 1 R: 1 H: 2 1B: 8 SF: 1 WP: 0 PA: 41 E: 0 LOB: 1 E: 0 LOB: 0 E: 0 LOB: 0 E: 0 LOB: 2 E: 0 LOB: 1 E: 0 LOB: 1 E: 0 LOB: 2 E: 0 LOB: 1 2B: 2 SAC: 0 FB: 0 K: 0 BB: 0 K: 1 BB: 0 K: 2 BB: 0 K: 1 BB: 1 K: 1 BB: 1 K: 1 BB: 1 K: 1 BB: 1 K: 1 BB: 0 3B: 0 DP: 0 SB: 0 S: 10 P: 12 S: 8 P: 11 S: 7 P: 10 S: 8 P: 11 S: 19 P: 32 S: 9 P: 20 S: 18 P: 27 S: 10 P: 18 S: 16 P: 23 HR: 0 HBP: 0 CS: 1											
<b>PITCHER</b>											
55 Roberto Hernandez, R (1, 1) ERA: 3.8 IP: 6.0 WLS: 0 BF: 25 H: 6 R: 3 ER: 3 SO: 4 BB: 2 IBB: 0 HBP: 0 BLK: 0 WP: 0 HR: 0 S: 61 P: 96 ERA: 4.50 WHIP: 1.333 53 Rafael Perez, L (7, 1) ERA: 9.0 IP: 0.0 WLS: 2 BF: 2 H: 1 R: 0 ER: 0 SO: 0 BB: 1 IBB: 0 HBP: 0 BLK: 0 WP: 0 HR: 0 S: 61 P: 12 ERA: ∞ WHIP: ∞ 32 Aaron Laffey, L (7, 1) ERA: 3.18 IP: 0.2 WLS: 0 BF: 2 H: 0 R: 0 ER: 0 SO: 0 BB: 0 IBB: 0 HBP: 0 BLK: 0 WP: 0 HR: 0 S: 11 P: 14 ERA: 0.00 WHIP: 0.000 38 Joe Smith, R (7, 1) ERA: 1.93 IP: 1.1 WLS: 1 BF: 6 H: 1 R: 0 ER: 0 SO: 0 BB: 1 IBB: 0 HBP: 0 BLK: 0 WP: 0 HR: 0 S: 11 P: 19 ERA: 0.00 WHIP: 1.500 49 Tony Sipp, L (9, 1) ERA: 6.75 IP: 0.1 WLS: 3 BF: 2 H: 2 R: 1 ER: 1 SO: 0 BB: 0 IBB: 0 HBP: 0 BLK: 0 WP: 0 HR: 0 S: 7 P: 9 ERA: 27.00 WHIP: 6.000											
54 Chris Perez, R (9, 1) ERA: 5.79 IP: 0.2 WLS: 0 BF: 2 H: 0 R: 0 ER: 0 SO: 1 BB: 0 IBB: 0 HBP: 0 BLK: 0 WP: 0 HR: 0 S: 9 P: 14 ERA: 0.00 WHIP: 0.000											

Batter	1	2	3	4	5	6	7	8	9	AB R H RBI BB SO LOB	BOTTOM
13 Asdrubal Cabrera, S (1, 6) OBP: 0.302, SLG: 0.373										3 2 2 0 1 1 0	<p><b>Chicago White Sox @ Cleveland Indians</b> Progressive Field, Cleveland, OH Sun Apr 18 2010, 1:08 PM - 4:13 PM EDT Att: 10,564 - Cloudy - 45 F</p> <p><b>AB</b> 30 <b>R</b> 7 <b>H</b> 8 <b>RBI</b> 7 <b>BB</b> 6 <b>SO</b> 10 <b>LOB</b> 15</p>
24 Grady Sizemore, L (1, 8) OBP: 0.318, SLG: 0.410										2 2 0 0 2 1 1	
17 Shin-Soo Choo, L (1, 9) OBP: 0.500, SLG: 0.725										3 2 2 5 1 0 0	
2 Jhonny Peralta, R (1, 5) OBP: 0.283, SLG: 0.270										4 0 1 0 0 1 4	
7 Matt LaPorta, R (1, 3) OBP: 0.275, SLG: 0.270										4 0 0 0 0 3 5	
25 Andy Marte, R (8, 3) OBP: 0.300, SLG: 0.125										0 0 0 0 0 0 0	
1 Luis Valbuena, L (1, 4) OBP: 0.333, SLG: 0.375										3 0 0 0 1 2 0	
12 Mark Grudzielanek, R (1, 10) OBP: 0.200, SLG: 0.200										4 0 2 2 0 0 0	
52 Mike Redmond, R (1, 2) OBP: 0.211, SLG: 0.222										4 0 1 0 0 0 3	
23 Michael Brantley, L (1, 7) OBP: 0.229, SLG: 0.188										3 1 0 0 1 2 2	
<b>Inning Stats</b>											
R: 3 H: 3 R: 4 H: 3 R: 0 H: 0 R: 0 H: 0 R: 0 H: 1 R: 0 H: 0 R: 0 H: 0 R: 0 H: 1 1B: 6 SF: 0 WP: 2 PA: 36 E: 0 LOB: 2 E: 0 LOB: 0 E: 0 LOB: 0 E: 0 LOB: 2 E: 0 LOB: 1 E: 0 LOB: 0 E: 0 LOB: 1 E: 1 LOB: 1 2B: 1 SAC: 0 FB: 0 K: 2 BB: 2 K: 0 BB: 2 K: 1 BB: 0 K: 1 BB: 2 K: 1 BB: 1 K: 1 BB: 0 K: 1 BB: 0 3B: 0 DP: 2 SB: 0 S: 20 P: 33 S: 14 P: 24 S: 9 P: 12 S: 14 P: 25 S: 7 P: 10 S: 12 P: 15 S: 7 P: 11 S: 7 P: 8 HR: 1 HBP: 0 CS: 0											
<b>PITCHER</b>											
34 Gavin Floyd, R (1, 1) ERA: 9.0 IP: 1.0 WLS: 0 BF: 13 H: 6 R: 7 ER: 7 SO: 2 BB: 4 IBB: 0 HBP: 0 BLK: 0 WP: 1 HR: 0 S: 29 P: 51 ERA: 63.00 WHIP: 10.000 57 Ramon Pena, R (2, 1) ERA: 1.04 IP: 3.0 WLS: 10 BF: 10 H: 0 R: 0 ER: 0 SO: 2 BB: 2 IBB: 0 HBP: 0 BLK: 0 WP: 0 HR: 0 S: 28 P: 43 ERA: 0.00 WHIP: 0.667 46 Sergio Santos, R (5, 1) ERA: 1.0 IP: 1.0 WLS: 3 BF: 3 H: 1 R: 0 ER: 0 SO: 1 BB: 0 IBB: 0 HBP: 0 BLK: 0 WP: 0 HR: 0 S: 7 P: 10 ERA: 0.00 WHIP: 1.000 67 Randy Williams, L (6, 1) ERA: 1.42 IP: 2.0 WLS: 6 BF: 6 H: 0 R: 0 ER: 0 SO: 4 BB: 0 IBB: 0 HBP: 0 BLK: 0 WP: 0 HR: 0 S: 19 P: 26 ERA: 0.00 WHIP: 0.000 40 J.J. Putz, R (8, 1) ERA: 3.38 IP: 1.0 WLS: 4 BF: 4 H: 1 R: 0 ER: 0 SO: 1 BB: 0 IBB: 0 HBP: 0 BLK: 0 WP: 0 HR: 0 S: 7 P: 8 ERA: 0.00 WHIP: 1.000											

Batter	1	2	3	4	5	6	7	8	9	AB	R	H	RBI	BB	SO	LOB	TOP			
13 Asdrubal Cabrera, S OBP: 0.316, SLG: 0.382	G3		1B			1B		P6		4	0	2	0	0	0	0	Cleveland Indians @ Minnesota Twins Target Field, Minneapolis, MN Tue Apr 20 2010, 7:12 PM - 9:34 PM CDT Att: 38,985 - Clear - 68 F			
24 Grady Sizemore, L OBP: 0.292, SLG: 0.372	G5-3		G4-3			K		F8		4	0	0	0	0	1	2				
17 Shin-Soo Choo, L OBP: 0.464, SLG: 0.659	K					K			G4-3	4	0	0	0	0	3	1				
48 Travis Hafner, L OBP: 0.333, SLG: 0.395		HR				G6-3			F8	4	1	1	1	0	0	1				
2 Jhonny Peralta, R OBP: 0.260, SLG: 0.244	F7					G5-3			G4-3	4	0	0	0	0	0	0				
33 Russell Branyan, L OBP: 0.333, SLG: 0.333	G3-1									3	0	1	0	0	1	0				
26 Austin Kearns, R OBP: 0.391, SLG: 0.476	F8									3	0	1	0	0	1	1				
1 Luis Valbuena, L OBP: 0.310, SLG: 0.343						P6				3	0	0	0	0	2	2				
30 Lou Marson, R OBP: 0.148, SLG: 0.080						L1-3			G6-3	3	0	0	0	0	1	1				
<b>Inning Stats</b>	R: 0 H: 0 E: 0 K: 1 S: 10	H: 0 LOB: 0 BB: 0 P: 12	R: 1 H: 1 E: 0 K: 0 S: 5	H: 1 LOB: 1 BB: 0 P: 6	R: 0 H: 1 E: 0 K: 2 S: 8	H: 1 LOB: 1 BB: 0 P: 12	R: 0 H: 0 E: 0 K: 1 S: 8	H: 0 LOB: 1 BB: 0 P: 12	R: 0 H: 1 E: 0 K: 2 S: 9	H: 1 LOB: 1 BB: 0 P: 14	R: 0 H: 1 E: 0 K: 2 S: 11	H: 1 LOB: 1 BB: 0 P: 14	R: 0 H: 0 E: 0 K: 0 S: 8	H: 0 LOB: 0 BB: 0 P: 13	R: 0 H: 0 E: 0 K: 0 S: 9	H: 0 LOB: 0 BB: 0 P: 11		1B: 3 2B: 1 3B: 0 HR: 1	SF: 0 SAC: 0 DP: 0 HBP: 0	WP: 0 PB: 0 SB: 0 CS: 0
<b>PITCHER</b>	IP WLS BF H R ER SO BB IBB HBP BLK WP HR S P ERA WHIP	IP WLS BF H R ER SO BB IBB HBP BLK WP HR S P ERA WHIP																		
59 Kevin Slowey, R ERA: 2.45	8.0	W	29	5	1	1	9	0	0	0	0	0	0	0	0	0	1.12	0.625		
52 Brian Duensing, L ERA: 2.45	1.0		3	0	0	0	0	0	0	0	0	0	0	0	0	0	0.00	0.000		

Batter	1	2	3	4	5	6	7	8	9	AB	R	H	RBI	BB	SO	LOB	BOTTOM			
2 Denard Span, L OBP: 0.385, SLG: 0.327	1B		K			G3				3	1	1	0	1	1	0	Cleveland Indians @ Minnesota Twins Target Field, Minneapolis, MN Tue Apr 20 2010, 7:12 PM - 9:34 PM CDT Att: 38,985 - Clear - 68 F			
1 Orlando Hudson, S OBP: 0.381, SLG: 0.407	BB					B1-3				2	0	1	0	1	0	0				
7 Joe Mauer, L OBP: 0.441, SLG: 0.510	K					G3-6				4	0	0	0	0	1	6				
33 Justin Morneau, L OBP: 0.484, SLG: 0.540	2B		1B							3	1	2	1	1	0	0				
5 Michael Cuddyer, R OBP: 0.365, SLG: 0.474	K		1B			K				4	1	1	0	0	2	3				
16 Jason Kubel, L OBP: 0.327, SLG: 0.364	K		K			G4-3				4	0	0	0	0	3	4				
21 Delmon Young, R OBP: 0.279, SLG: 0.462			FC6			G6-3				4	1	1	0	0	0	2				
27 J.J. Hardy, R OBP: 0.288, SLG: 0.364	F8		1B			G4-3				3	1	0	1	1	0	1				
23 Brendan Harris, R OBP: 0.385, SLG: 0.368	BB		SF8			G1-3				1	0	0	1	1	0	0				
<b>Inning Stats</b>	R: 1 H: 2 E: 0 K: 3 S: 15	H: 2 LOB: 2 BB: 1 P: 26	R: 0 H: 1 E: 0 K: 0 S: 13	H: 1 LOB: 3 BB: 2 P: 27	R: 4 H: 2 E: 1 K: 2 S: 19	H: 2 LOB: 0 BB: 1 P: 27	R: 0 H: 0 E: 0 K: 1 S: 8	H: 0 LOB: 1 BB: 1 P: 16	R: 0 H: 0 E: 0 K: 0 S: 7	H: 0 LOB: 0 BB: 0 P: 12	R: 0 H: 0 E: 0 K: 0 S: 7	H: 0 LOB: 0 BB: 0 P: 10	R: 0 H: 1 E: 0 K: 1 S: 9	H: 1 LOB: 0 BB: 0 P: 13	R: 0 H: 0 E: 0 K: 0 S: 9	H: 0 LOB: 0 BB: 0 P: 11		1B: 5 2B: 1 3B: 0 HR: 0	SF: 1 SAC: 0 DP: 2 HBP: 1	WP: 3 PB: 0 SB: 0 CS: 0
<b>PITCHER</b>	IP WLS BF H R ER SO BB IBB HBP BLK WP HR S P ERA WHIP	IP WLS BF H R ER SO BB IBB HBP BLK WP HR S P ERA WHIP																		
63 Justin Masterson, R ERA: 3.0	4.0	L	23	5	5	2	6	0	0	0	0	0	0	0	0	0	4.50	2.500		
31 Jamey Wright, R ERA: 4.26	2.0		6	0	0	0	0	0	0	0	0	0	0	0	0	0	0.00	0.000		
53 Rafael Perez, L ERA: 0.0	1.0		3	0	0	0	0	0	0	0	0	0	0	0	0	0	0.00	0.000		
50 Jensen Lewis, R ERA: 1.35	1.0		3	1	0	0	1	0	0	0	0	0	0	0	0	0	0.00	1.000		

AB	32
R	1
H	5
RBI	1
BB	0
SO	9
LOB	8

AB	28
R	5
H	6
RBI	3
BB	5
SO	7
LOB	16





Batter	1	2	3	4	5	6	7	8	9	AB R H RBI BB SO LOB	TOP											
13 Asdrúbal Cabrera, S OBP: 0.319, SLG: 0.406										5 2 2 0 0 1 1	<p><b>Cleveland Indians @ Minnesota Twins</b> Target Field, Minneapolis, MN Thu Apr 22 2010, 12:12 PM - 2:57 PM CDT Att: 38,810 - Sunny - 52 F</p>											
24 Grady Sizemore, L OBP: 0.291, SLG: 0.353										4 1 1 1 1 1 0												
17 Shin-Soo Choo, L OBP: 0.431, SLG: 0.577										4 0 0 0 1 1 1												
48 Travis Hafner, L OBP: 0.317, SLG: 0.392										4 1 1 1 0 1 1												
7 Matt LaPorta, R OBP: 0.298, SLG: 0.262 26 Austin Kearns, R OBP: 0.370, SLG: 0.480									2 2 1 0 2 0 1 0 0 0 0 0 0 0													
33 Russell Branyan, L OBP: 0.286, SLG: 0.429									4 1 1 2 0 1 3													
25 Andy Marte, R OBP: 0.357, SLG: 0.500									4 1 2 3 0 0 2													
1 Luis Valbuena, L OBP: 0.326, SLG: 0.410									4 0 2 1 0 0 0													
30 Lou Marson, R OBP: 0.161, SLG: 0.103									4 0 1 0 0 1 2													
<b>Inning Stats</b>	R: 1 H: 2 E: 0 K: 0 S: 13	H: 2 LOB: 1 BB: 0 P: 17	R: 0 H: 1 E: 0 K: 1 S: 10	H: 1 LOB: 1 BB: 0 P: 12	R: 0 H: 0 E: 0 K: 1 S: 11	H: 0 LOB: 0 BB: 0 P: 14	R: 2 H: 1 E: 0 K: 0 S: 11	H: 1 LOB: 0 BB: 1 P: 18	R: 0 H: 1 E: 0 K: 1 S: 8	H: 1 LOB: 0 BB: 0 P: 11		R: 3 H: 5 E: 0 K: 1 S: 19	H: 5 LOB: 1 BB: 0 P: 26	R: 2 H: 1 E: 0 K: 0 S: 17	H: 1 LOB: 2 BB: 3 P: 38	R: 0 H: 0 E: 0 K: 1 S: 7	H: 0 LOB: 0 BB: 0 P: 11	R: 0 H: 0 E: 0 K: 1 S: 5	H: 0 LOB: 0 BB: 0 P: 8	1B: 4 2B: 6 3B: 0 HR: 1	SF: 1 SAC: 0 DP: 1 HBP: 0	WP: 0 PB: 0 SB: 0 CS: 1
<b>PITCHER</b>	IP WLS BF H R ER SO BB IBB HBP BLK WP HR S P ERA WHIP											IP WLS BF H R ER SO BB IBB HBP BLK WP HR S P ERA WHIP										
30 Scott Baker, R ERA: 4.81	(1, 1) 5.2 L 26 10 6 6 3 1 0 0 0 0 0 1 69 92 9.53 1.941																					
31 Alex Burnett, L ERA: 3.39	(6, 1) 0.1 4 1 2 2 1 2 0 0 0 0 0 11 25 54.00 9.000																					
32 Ron Mahay, L ERA:	(7, 1) 1.0 4 0 0 0 0 1 0 0 0 0 0 9 19 0.00 1.000																					
54 Matt Guerrier, R ERA:	(8, 1) 1.0 3 0 0 0 1 0 0 0 0 0 0 7 11 0.00 0.000																					
60 Jon Rauch, R ERA: 1.29	(9, 1) 1.0 3 0 0 0 1 0 0 0 0 0 0 5 8 0.00 0.000																					

Batter	1	2	3	4	5	6	7	8	9	AB R H RBI BB SO LOB	BOTTOM									
2 Denard Span, L OBP: 0.397, SLG: 0.328										4 0 1 0 0 1 0	<p><b>Cleveland Indians @ Minnesota Twins</b> Target Field, Minneapolis, MN Thu Apr 22 2010, 12:12 PM - 2:57 PM CDT Att: 38,810 - Sunny - 52 F</p>									
1 Orlando Hudson, S OBP: 0.357, SLG: 0.367 21 Delmon Young, R OBP: 0.250, SLG: 0.409									2 1 0 0 1 1 0 1 0 0 0 0 0 1											
16 Jason Kubel, L OBP: 0.317, SLG: 0.320									4 0 0 0 0 2 2											
33 Justin Morneau, L OBP: 0.493, SLG: 0.554									2 0 2 1 1 0 0											
5 Michael Cuddyer, R OBP: 0.357, SLG: 0.531									3 0 0 0 0 0 3											
25 Jim Thome, L OBP: 0.345, SLG: 0.500									2 0 0 0 1 0 1											
23 Brendan Harris, R OBP: 0.344, SLG: 0.320									3 0 0 0 0 0 1											
41 Drew Butera, R OBP: 0.167, SLG: 0.167									3 0 1 0 0 0 0											
12 Alexi Casilla, S OBP: 0.345, SLG: 0.500									3 0 0 0 0 0 1											
<b>Inning Stats</b>	R: 0 H: 0 E: 0 K: 2 S: 12	H: 0 LOB: 0 BB: 0 P: 18	R: 0 H: 0 E: 0 K: 0 S: 7	H: 0 LOB: 0 BB: 1 P: 14	R: 0 H: 1 E: 0 K: 0 S: 8	H: 1 LOB: 0 BB: 0 P: 15	R: 1 H: 1 E: 0 K: 1 S: 15	H: 1 LOB: 1 BB: 1 P: 24	R: 0 H: 0 E: 0 K: 0 S: 7	H: 0 LOB: 0 BB: 0 P: 12		R: 0 H: 1 E: 0 K: 1 S: 6	H: 1 LOB: 0 BB: 0 P: 9	R: 0 H: 0 E: 0 K: 0 S: 5	H: 0 LOB: 0 BB: 0 P: 8	R: 0 H: 1 E: 0 K: 0 S: 8	H: 1 LOB: 1 BB: 0 P: 16	1B: 3 2B: 1 3B: 0 HR: 0	SF: 0 SAC: 0 DP: 4 HBP: 0	WP: 0 PB: 0 SB: 0 CS: 0
<b>PITCHER</b>	IP WLS BF H R ER SO BB IBB HBP BLK WP HR S P ERA WHIP											IP WLS BF H R ER SO BB IBB HBP BLK WP HR S P ERA WHIP								
51 Mitch Talbot, R ERA: 2.25	(1, 1) 6.0 W 20 2 1 0 3 3 0 0 0 0 0 0 57 99 0.00 0.833																			
53 Rafael Perez, L ERA: 3.6	(7, 1) 2.0 6 1 0 0 1 0 0 0 0 0 0 11 17 0.00 0.500																			
54 Chris Perez, R ERA: 4.76	(9, 1) 1.0 4 1 0 0 0 0 0 0 0 0 0 8 16 0.00 1.000																			



Batter	1	2	3	4	5	6	7	8	9	AB R H RBI BB SO LOB	TOP													
13 Asdrubal Cabrera, S OBP: 0.314, SLG: 0.397 (1,6)										4 0 1 0 0 0 1	<b>Cleveland Indians @ Oakland Athletics</b> Oakland Coliseum, Oakland, CA Fri Apr 23 2010, 7:08 PM - 9:45 PM PDT Att: 11,547 - Clear - 58 F													
24 Grady Sizemore, L OBP: 0.279, SLG: 0.345 (1,8)										4 0 1 0 0 0 0														
17 Shin-Soo Choo, L OBP: 0.420, SLG: 0.554 (1,9)										4 0 1 0 0 2 2														
48 Travis Hafner, L OBP: 0.333, SLG: 0.385 (1,10)										1 0 0 0 2 1 1 1 0 0 0 0 1 0														
25 Andy Marte, R OBP: 0.333, SLG: 0.462 (9, PH)																								
2 Jhonny Peralta, R OBP: 0.316, SLG: 0.267 (1,5)										2 0 1 0 1 0 2														
33 Russell Branyan, L OBP: 0.400, SLG: 0.444 (1,3)										2 0 1 0 1 0 1														
7 Matt LaPorta, R OBP: 0.280, SLG: 0.244 (1,7)										3 0 0 0 0 1 4														
1 Luis Valbuena, L OBP: 0.306, SLG: 0.381 (1,4)										3 0 0 0 0 0 0														
30 Lou Marson, R OBP: 0.176, SLG: 0.097 (1,2)										2 0 0 0 1 1 0														
<b>Inning Stats</b>	R: 0 H: 2 E: 0 K: 0 S: 12	H: 2 LOB: 2 BB: 1 P: 20	R: 0 H: 0 E: 0 K: 0 S: 7	H: 0 LOB: 0 BB: 1 P: 14	R: 0 H: 0 E: 0 K: 0 S: 7	H: 0 LOB: 0 BB: 1 P: 13	R: 0 H: 2 E: 0 K: 1 S: 12	H: 2 LOB: 2 BB: 1 P: 22	R: 0 H: 0 E: 0 K: 0 S: 7	H: 0 LOB: 0 BB: 0 P: 8	R: 0 H: 1 E: 0 K: 1 S: 9	H: 1 LOB: 0 BB: 0 P: 16	R: 0 H: 0 E: 0 K: 1 S: 5	H: 0 LOB: 0 BB: 1 P: 10	R: 0 H: 0 E: 0 K: 1 S: 9	H: 0 LOB: 0 BB: 0 P: 15	R: 0 H: 0 E: 0 K: 2 S: 8	H: 0 LOB: 0 BB: 0 P: 14	1B: 5 2B: 0 3B: 0 HR: 0	SF: 0 SAC: 0 DP: 5 HBP: 0	WP: 0 PB: 0 SB: 0 CS: 0	PA: 31		
<b>PITCHER</b>	IP WLS BF H R ER SO BB IBB HBP BLK WP HR S P ERA WHIP	6.0 W 22 5 0 0 2 4 0 0 0 0 0 54 93 0.00 1.500	2.0 L 6 0 0 0 2 1 0 0 0 0 0 14 25 0.00 0.500	1.0 L 3 0 0 0 2 0 0 0 0 0 0 8 14 0.00 0.000																				

Batter	1	2	3	4	5	6	7	8	9	AB R H RBI BB SO LOB	BOTTOM												
11 Rajai Davis, R OBP: 0.244, SLG: 0.280 (1,8)										5 1 1 3 0 0 2	<b>Cleveland Indians @ Oakland Athletics</b> Oakland Coliseum, Oakland, CA Fri Apr 23 2010, 7:08 PM - 9:45 PM PDT Att: 11,547 - Clear - 58 F												
10 Danic Barton, L OBP: 0.486, SLG: 0.396 (1,3)										4 2 1 0 1 1 1													
Ryan Sweeney, L OBP: 0.387, SLG: 0.375 (1,9)										5 2 3 2 0 0 1													
8 Kurt Suzuki, R OBP: 0.343, SLG: 0.508 (1,2)										5 1 3 2 0 0 3													
3 Eric Chavez, L OBP: 0.250, SLG: 0.333 (1,10)										3 1 0 0 1 1 3													
5 Kevin Kouzmanoff, R OBP: 0.279, SLG: 0.319 (1,5)										4 1 2 2 0 0 1													
18 Gabe Gross, L OBP: 0.304, SLG: 0.273 (1,7)										4 0 1 0 0 0 5													
7 Adam Rosales, R OBP: 0.275, SLG: 0.378 (1,4)										4 1 1 1 0 0 3													
2 Cliff Pennington, S OBP: 0.313, SLG: 0.411 (1,6)										3 1 0 0 1 0 2													
<b>Inning Stats</b>	R: 0 H: 0 E: 0 K: 0 S: 7	H: 0 LOB: 0 BB: 0 P: 12	R: 0 H: 1 E: 0 K: 0 S: 9	H: 1 LOB: 0 BB: 0 P: 17	R: 0 H: 2 E: 0 K: 0 S: 11	H: 2 LOB: 1 BB: 0 P: 18	R: 1 H: 2 E: 0 K: 1 S: 20	H: 2 LOB: 2 BB: 1 P: 35	R: 0 H: 0 E: 0 K: 0 S: 7	H: 0 LOB: 0 BB: 0 P: 10	R: 3 H: 3 E: 1 K: 0 S: 16	H: 3 LOB: 1 BB: 0 P: 26	R: 0 H: 0 E: 0 K: 1 S: 8	H: 0 LOB: 0 BB: 0 P: 11	R: 6 H: 4 E: 2 K: 0 S: 18	H: 4 LOB: 2 BB: 2 P: 35	R: 0 H: 0 E: 0 K: 0 S: 18	H: 0 LOB: 2 BB: 2 P: 35	1B: 9 2B: 2 3B: 0 HR: 1	SF: 0 SAC: 0 DP: 2 HBP: 0	WP: 1 PB: 0 SB: 0 CS: 0	PA: 40	
<b>PITCHER</b>	IP WLS BF H R ER SO BB IBB HBP BLK WP HR S P ERA WHIP	5.0 L 22 8 4 4 1 0 0 0 0 0 19 28 0.00 0.000	2.0 L 7 0 0 0 1 0 0 0 0 0 1 0 18 35 9.00 6.000	1.0 L 4 6 1 0 2 0 0 0 0 1 0 18 35 9.00 6.000																			





Batter	1	2	3	4	5	6	7	8	9	AB	R	H	RBI	BB	SO	LOB	TOP				
13 Asdrúbal Cabrera, S OBP: 0.299, SLG: 0.373	F9		24 1B		F7			F7		4	0	1	0	0	0	0					
24 Grady Sizemore, L OBP: 0.303, SLG: 0.356	26 CS, 17 1B		1B		G6-3			G6-3		4	0	2	0	0	0	0					
17 Shin-Soo Choo, L OBP: 0.436, SLG: 0.547	26 CS		G6-3		P2			1B		4	0	2	0	0	0	2					
26 Austin Kearns, R OBP: 0.361, SLG: 0.441	L8			F9		G5-3		K		4	0	0	0	0	1	3					
2 Jhonny Peralta, R OBP: 0.308, SLG: 0.269	F7		33 2B		L1			2B		3	0	1	0	1	0	0					
33 Russell Brantley, L OBP: 0.385, SLG: 0.500	K			2B		G3		K		3	0	1	0	0	1	0					
25 Andy Marte, R OBP: 0.350, SLG: 0.375										1	0	0	0	0	1	1					
7 Matt LaPorta, R OBP: 0.263, SLG: 0.231	P4				K			K		4	0	0	0	0	2	3					
1 Luis Valbuena, L OBP: 0.302, SLG: 0.356			G3					G3		3	0	0	0	1	1	1					
30 Lou Marson, R OBP: 0.162, SLG: 0.088			G6-3		P4			G6-3		3	0	0	0	0	0	3					
<b>Inning Stats</b>	R: 0 E: 0 K: 0 S: 10	H: 2 LOB: 1 BB: 0 P: 15	R: 0 E: 0 K: 1 S: 8	H: 0 LOB: 0 BB: 0 P: 10	R: 0 E: 0 K: 1 S: 11	H: 2 LOB: 2 BB: 0 P: 16	R: 0 E: 0 K: 0 S: 12	H: 1 LOB: 3 BB: 2 P: 26	R: 0 E: 0 K: 0 S: 7	H: 0 LOB: 0 BB: 0 P: 11	R: 0 E: 0 K: 0 S: 6	H: 0 LOB: 0 BB: 0 P: 10	R: 0 E: 0 K: 1 S: 8	H: 1 LOB: 1 BB: 0 P: 15	R: 0 E: 0 K: 2 S: 12	H: 1 LOB: 1 BB: 0 P: 18	1B: 5 2B: 2 HR: 0	SF: 0 SAC: 0 HBP: 0	WP: 0 PB: 0 SB: 0 CS: 2	PA: 35	
<b>PITCHER</b>	IP WLS BF H R ER SO BB IBB HBP BLK WP HR S P ERA WHIP	7.0 W 27 5 0 0 3 2 0 0 0 0 0 0 62 100 0.00 1.000	1.0 4 1 0 0 1 0 0 0 0 0 0 0 8 15 0.00 1.000	1.0 4 1 0 0 2 0 0 0 0 0 0 0 12 18 0.00 1.000																	

Cleveland Indians @ Oakland Athletics  
Oakland Coliseum, Oakland, CA  
Sun Apr 25 2010, 1:06 PM - 3:32 PM PDT  
Att: 16,946 - Sunny - 66 F

AB 33  
R 0  
H 7  
RBI 0  
BB 2  
SO 6  
LOB 13

Batter	1	2	3	4	5	6	7	8	9	AB	R	H	RBI	BB	SO	LOB	BOTTOM				
2 Cliff Pennington, S OBP: 0.319, SLG: 0.397	FC4-6, 10 1B		3 1B		G4-3		P5	F8		4	2	1	0	1	0	2					
10 Daric Barton, L OBP: 0.448, SLG: 0.426	FC4-6									4	1	3	0	0	1	1					
11 Rajai Davis, R OBP: 0.241, SLG: 0.275	FC4-6									1	0	0	0	0	1	1					
Ryan Sweeney, L OBP: 0.381, SLG: 0.361	FC4-6, 3 2B		3 1B							4	2	1	0	1	0	3					
3 Eric Chavez, L OBP: 0.279, SLG: 0.345	1H, 3H		5 1B							4	1	2	3	1	0	1					
5 Kevin Koussamanoff, R OBP: 0.296, SLG: 0.342	K		G6-3							4	1	2	3	1	1	3					
18 Gabe Gross, L OBP: 0.281, SLG: 0.323	G4-3									5	1	1	0	0	0	3					
50 Jake Fox, R OBP: 0.237, SLG: 0.314	K									4	1	2	1	0	1	0					
1 Eric Patterson, L OBP: 0.235, SLG: 0.529	G4-3									4	2	2	3	0	0	1					
7 Adam Rosales, R OBP: 0.292, SLG: 0.364	K									3	0	1	1	1	1	1					
<b>Inning Stats</b>	R: 2 E: 0 K: 1 S: 11	H: 3 LOB: 1 BB: 0 P: 19	R: 0 E: 0 K: 2 S: 14	H: 0 LOB: 0 BB: 0 P: 19	R: 1 E: 0 K: 1 S: 12	H: 1 LOB: 1 BB: 2 P: 24	R: 1 E: 0 K: 0 S: 9	H: 1 LOB: 1 BB: 1 P: 16	R: 4 E: 0 K: 0 S: 16	H: 5 LOB: 1 BB: 1 P: 32	R: 0 E: 0 K: 0 S: 12	H: 1 LOB: 1 BB: 0 P: 18	R: 3 E: 0 K: 1 S: 13	H: 3 LOB: 1 BB: 1 P: 22	R: 0 E: 0 K: 0 S: 7	H: 1 LOB: 1 BB: 0 P: 11	1B: 8 2B: 4 HR: 1	SF: 0 SAC: 0 HBP: 0	WP: 0 PB: 0 SB: 0 CS: 0	PA: 42	
<b>PITCHER</b>	IP WLS BF H R ER SO BB IBB HBP BLK WP HR S P ERA WHIP	4.0 L 23 8 0 0 0 0 0 0 0 0 0 0 21 32 0.00 1.500	2.0 8 3 0 0 0 0 0 0 0 0 0 0 13 22 27.00 4.000	1.0 3 3 3 3 1 1 0 0 0 0 0 0 7 11 0.00 1.000																	

Cleveland Indians @ Oakland Athletics  
Oakland Coliseum, Oakland, CA  
Sun Apr 25 2010, 1:06 PM - 3:32 PM PDT  
Att: 16,946 - Sunny - 66 F

AB 37  
R 11  
H 15  
RBI 11  
BB 5  
SO 5  
LOB 16







Batter										1	2	3	4	5	6	7	8	9	AB	R	H	RBI	BB	SO	LOB	TOP	
2 Denard Span, L (1, 8)										F7	FC6-4 1 S		G4-3			G4-3 1 BB	G4-3			4	2	0	1	1	0	4	
1 Orlando Hudson, S (1, 4)										F7										4	3	3	2	1	0	0	
7 Joe Mauer, L (1, 2)											G4-3			L7			E7 2B			5	1	2	1	0	0	3	
33 Justin Morneau, L (1, 3)											HR		G4-3			F8			4	1	1	2	1	0	2		
5 Michael Cuddyer, R (1, 9)										G5-3						K			5	0	2	1	0	1	3		
16 Jason Kubel, L (1, 10)														G3-6-3					5	1	2	1	0	0	3		
21 Delmon Young, R (1, 7)																			3	1	0	0	2	0	3		
27 J.J. Hardy, R (1, 6)																			4	0	1	0	0	0	1		
23 Brendan Harris, R (1, 5)																			4	0	1	0	0	2	4		
Inning Stats										R: 2 H: 2 E: 0 K: 0 S: 9	H: 2 R: 3 ER: 3 SO: 14	R: 0 H: 1 E: 0 K: 0 S: 4	R: 0 H: 0 E: 0 K: 0 S: 10	R: 1 H: 2 E: 0 K: 1 S: 16	R: 0 H: 0 E: 0 K: 1 S: 7	R: 2 H: 2 E: 1 K: 1 S: 14	R: 0 H: 1 E: 0 K: 0 S: 7	R: 1 H: 1 E: 0 K: 0 S: 9	1B: 10 RBI: 8 SO: 3 CS: 3	SF: 0 2B: 1 3B: 0 HR: 1	WP: 1 PA: 43 PB: 0 SB: 3 CS: 3						
PITCHER										IP WLS BF H R ER SO	IP WLS BF H R ER SO	IP WLS BF H R ER SO	IP WLS BF H R ER SO	IP WLS BF H R ER SO	IP WLS BF H R ER SO	IP WLS BF H R ER SO	IP WLS BF H R ER SO	IP WLS BF H R ER SO	IP WLS BF H R ER SO	IP WLS BF H R ER SO	IP WLS BF H R ER SO						
13 Asdrúbal Cabrera, S (1, 6)										G3-1			G3							4	1	2	0	1	0	0	
24 Grady Sizemore, L (1, 8)																				5	1	2	1	0	3	2	
17 Shin-Soo Choo, L (1, 9)										G4-3										5	0	0	0	0	2	5	
26 Austin Kearns, R (1, 7)																				4	0	1	1	1	1	1	
48 Travis Hafner, L (1, 10)																				4	0	2	1	0	0	2	
2 Johnny Peralta, R (1, 5)																				4	0	3	0	0	0	2	
7 Matt LaPorta, R (1, 3)																				3	0	1	0	1	0	3	
1 Luis Valbuena, L (1, 4)																				4	0	0	0	0	2	5	
52 Mike Redmond, R (1, 2)																				4	1	1	0	0	1	2	
Inning Stats										R: 0 H: 0 E: 0 K: 1 S: 11	H: 2 R: 0 ER: 0 SO: 19	R: 0 H: 1 E: 0 K: 2 S: 11	R: 0 H: 1 E: 0 K: 0 S: 9	R: 3 H: 5 E: 0 K: 1 S: 26	R: 0 H: 1 E: 0 K: 1 S: 7	R: 0 H: 0 E: 0 K: 1 S: 10	R: 0 H: 1 E: 0 K: 0 S: 8	R: 0 H: 1 E: 0 K: 1 S: 12	1B: 9 RBI: 3 SO: 9 CS: 0	SF: 0 2B: 2 3B: 1 HR: 0	WP: 0 PA: 40 PB: 0 SB: 0 CS: 0						
PITCHER										IP WLS BF H R ER SO	IP WLS BF H R ER SO	IP WLS BF H R ER SO	IP WLS BF H R ER SO	IP WLS BF H R ER SO	IP WLS BF H R ER SO	IP WLS BF H R ER SO	IP WLS BF H R ER SO	IP WLS BF H R ER SO	IP WLS BF H R ER SO	IP WLS BF H R ER SO	IP WLS BF H R ER SO						
59 Kevin Slowey, R (1, 1)																				5	0	0	0	0	0		
26 Jesse Crain, R (6, 1)																				1	0	0	0	0	0		
52 Brian Duensing, L (7, 1)																				1	0	0	0	0	0		
54 Matt Guerrier, R (8, 1)																				1	0	0	0	0	0		
32 Ron Mahay, L (9, 1)																				1	0	0	0	0	0		

Minnesota Twins @ Cleveland Indians  
Progressive Field, Cleveland, OH

Fri Apr 30 2010, 7:08 PM - 10:21 PM EDT  
Att. 14,124 - Clear - 76 F

AB	38
R	9
H	12
RBI	8
BB	5
SO	3
LOB	23



Minnesota Twins @ Cleveland Indians  
Progressive Field, Cleveland, OH

Fri Apr 30 2010, 7:08 PM - 10:21 PM EDT  
Att. 14,124 - Clear - 76 F

AB	37
R	3
H	12
RBI	3
SO	9
LOB	22













Batter	1	2	3	4	5	6	7	8	9	AB R H RBI BB SO LOB	TOP											
15 Fred Lewis, L (1, 7) OBP: 0.329, SLG: 0.455	G1-3		F9							5 1 3 0 0 0 1	Toronto Blue Jays @ Cleveland Indians Progressive Field, Cleveland, OH Wed May 05 2010, 12:08 PM - 3:09 PM EDT Att. 12,563 - Sunny - 74 F											
2 Aaron Hill, R (1, 4) OBP: 0.343, SLG: 0.390					G1-3					4 1 0 0 1 2 5												
26 Adam Lind, L (1, 10) OBP: 0.339, SLG: 0.441										4 1 2 2 1 0 3												
10 Vernon Wells, R (1, 8) OBP: 0.387, SLG: 0.645										4 0 1 0 1 1 1												
35 Lyle Overbay, L (1, 3) OBP: 0.289, SLG: 0.327										4 0 1 0 0 0 4												
18 Mike McCoy, R (8, PR) OBP: 0.316, SLG: 0.324										1 0 0 0 0 0 1												
11 Alex Gonzalez, R (1, 6) OBP: 0.320, SLG: 0.609										4 1 1 0 0 1 3												
19 José Bautista, R (1, 5) (8, 3) OBP: 0.317, SLG: 0.472										4 1 1 0 0 1 4												
45 Travis Snider, L (1, 9) OBP: 0.293, SLG: 0.414										4 0 1 1 0 0 1												
8 José Molina, R (1, 2) OBP: 0.296, SLG: 0.250										2 0 1 1 1 0 1												
14 John Buck, R (9, PH) OBP: 0.267, SLG: 0.513										1 0 0 0 0 0 0												
Inning Stats	R: 0 E: 0 K: 0 S: 5	H: 0 LOB: 0 BB: 1 P: 13	R: 0 E: 0 K: 0 S: 7	H: 1 LOB: 0 BB: 0 P: 8	R: 1 E: 0 K: 1 S: 11	H: 2 LOB: 1 BB: 0 P: 15	R: 0 E: 0 K: 1 S: 10	H: 1 LOB: 0 BB: 1 P: 13	R: 1 E: 0 K: 0 S: 13	H: 3 LOB: 2 BB: 0 P: 23	R: 0 E: 0 K: 0 S: 6	H: 0 LOB: 2 BB: 2 P: 16	R: 0 E: 0 K: 1 S: 12	H: 1 LOB: 2 BB: 1 P: 19	R: 0 E: 0 K: 2 S: 11	H: 1 LOB: 1 BB: 0 P: 12	R: 3 E: 2 K: 0 S: 17	H: 2 LOB: 1 BB: 0 P: 21	1B: 6 2B: 3 3B: 1 HR: 1	SF: 0 SAC: 0 DP: 3 HBP: 0	WP: 0 PB: 0 SB: 1 CS: 0	PA: 41
PITCHER	IP WLS BF H R ER SO BB IBB HBP BLK WP HR S P ERA WHIP	6.1 27 7 2 2 2 4 0 0 0 0 0 56 96 2.84 1.737	1.0 5 2 0 0 1 0 0 0 0 0 1 12 15 0.00 2.000	1.2 L 9 2 3 0 2 0 0 0 0 0 1 24 29 0.00 1.200											PITCHER	IP WLS BF H R ER SO BB IBB HBP BLK WP HR S P ERA WHIP						

AB	37
R	5
H	11
RBI	4
BB	4
SO	5
LOB	24



Batter	1	2	3	4	5	6	7	8	9	AB R H RBI BB SO LOB	BOTTOM											
12 Mark Grudzielanek, R (1, 4) OBP: 0.260, SLG: 0.229										4 0 0 0 1 0 6	Toronto Blue Jays @ Cleveland Indians Progressive Field, Cleveland, OH Wed May 05 2010, 12:08 PM - 3:09 PM EDT Att. 12,563 - Sunny - 74 F											
24 Grady Sizemore, L (1, 8) OBP: 0.282, SLG: 0.320										5 0 1 1 0 1 1												
17 Shin-Soo Choo, L (1, 9) OBP: 0.421, SLG: 0.475										4 0 1 0 1 1 1												
2 Jhonny Peralta, R (1, 5) OBP: 0.324, SLG: 0.375										5 0 0 0 0 2 4												
48 Travis Hafner, L (1, 10) OBP: 0.330, SLG: 0.363										3 2 1 1 0 1 2												
33 Russell Branyan, L (1, 3) OBP: 0.276, SLG: 0.303										4 0 1 0 0 3 0												
7 Matt LaPorta, R (1, 7) OBP: 0.276, SLG: 0.243										3 0 2 0 0 1 0												
26 Austin Kearns, R (8, 7) OBP: 0.413, SLG: 0.567										1 1 1 0 0 0 0												
1 Luis Valbuena, L (1, 6) OBP: 0.316, SLG: 0.317										3 0 1 1 1 2 3												
52 Mike Redmond, R (1, 2) OBP: 0.314, SLG: 0.344										2 1 1 1 1 1 2												
30 Lou Marson, R (7, 2) OBP: 0.274, SLG: 0.281										1 0 0 0 0 0 1												
Inning Stats	R: 0 E: 0 K: 2 S: 12	H: 0 LOB: 2 BB: 2 P: 22	R: 0 E: 0 K: 3 S: 12	H: 0 LOB: 0 BB: 0 P: 17	R: 1 E: 0 K: 1 S: 13	H: 1 LOB: 1 BB: 1 P: 21	R: 1 E: 0 K: 2 S: 12	H: 2 LOB: 1 BB: 1 P: 20	R: 0 E: 0 K: 0 S: 7	H: 0 LOB: 0 BB: 0 P: 9	R: 1 E: 0 K: 1 S: 8	H: 3 LOB: 2 BB: 0 P: 13	R: 0 E: 0 K: 2 S: 8	H: 0 LOB: 0 BB: 0 P: 11	R: 1 E: 0 K: 1 S: 13	H: 2 LOB: 1 BB: 0 P: 20	R: 0 E: 0 K: 0 S: 7	H: 1 LOB: 1 BB: 0 P: 12	1B: 5 2B: 3 3B: 0 HR: 1	SF: 0 SAC: 0 DP: 1 HBP: 1	WP: 0 PB: 0 SB: 0 CS: 0	PA: 40
PITCHER	IP WLS BF H R ER SO BB IBB HBP BLK WP HR S P ERA WHIP	5.1 27 7 2 2 2 4 0 0 0 0 0 56 96 2.84 1.737	0.2 1 0 0 0 0 0 0 0 0 0 1 12 15 0.00 2.000	1.2 W 9 2 3 0 2 0 0 0 0 0 0 24 29 0.00 1.200											PITCHER	IP WLS BF H R ER SO BB IBB HBP BLK WP HR S P ERA WHIP						

AB	35
R	4
H	9
RBI	4
BB	4
SO	12
LOB	20

















Batter	1	2	3	4	5	6	7	8	9	AB R H RBI BB SO LOB	TOP											
13 Asdrubal Cabrera, S OBP: 0.328, SLG: 0.374	G6-3		L4		G5-3		SH5-4			5 1 1 0 0 0 1	<b>Cleveland Indians @ Baltimore Orioles</b> Oriole Park at Camden Yards, Baltimore, MD Sat May 15 2010, 7:06 PM - 9:59 PM EDT Att: 29,545 - Partly Cloudy - 73 F											
12 Mark Grudzielanek, R OBP: 0.361, SLG: 0.303	K		1B		1B		F9		4 1 2 0 1 1 2													
17 Shin-Soo Choo, L OBP: 0.412, SLG: 0.450	1B		BB		FC6-4		G6-3		4 1 2 1 1 0 3													
26 Austin Kearns, R OBP: 0.408, SLG: 0.533	K		K		G4-3		F9	HR	5 1 1 3 0 2 4													
48 Travis Hafner, L OBP: 0.388, SLG: 0.379	K		K		1B		BB	2B	3 1 1 0 2 2 0													
2 Jhonny Peralta, R OBP: 0.326, SLG: 0.363	BB		K		G6-4-3		F7	1B	4 1 1 0 1 1 2													
7 Matt LaPorta, R OBP: 0.257, SLG: 0.250	P3		1B		F8		BB	K	3 0 1 0 0 0 1													
33 Russell Branyan, L OBP: 0.327, SLG: 0.490									1 0 0 0 1 1 2													
30 Lou Marson, R OBP: 0.277, SLG: 0.253	G4-3						K	HR	2 0 1 0 1 0 1													
24 Grady Sizemore, L OBP: 0.398, SLG: 0.295									1 0 0 0 0 1 2													
52 Mike Redmond, R OBP: 0.308, SLG: 0.361			1B		FC6-4		SH5-4	BB	1 1 1 2 0 0 0													
4 Trevor Crowe, S OBP: 0.600, SLG: 1.250			1B		FC6-4		BB	HR	4 1 2 2 1 0 2													
<b>Inning Stats</b>	R: 0 H: 1 E: 0 K: 2 S: 8	H: 1 LOB: 1 BB: 0 P: 10	R: 0 H: 0 E: 0 K: 1 S: 12	H: 0 LOB: 1 BB: 1 P: 21	R: 0 H: 2 E: 0 K: 1 S: 10	H: 2 LOB: 2 BB: 1 P: 18	R: 0 H: 2 E: 0 K: 2 S: 11	H: 1 LOB: 1 BB: 0 P: 14	R: 0 H: 0 E: 0 K: 0 S: 5	H: 0 LOB: 2 BB: 2 P: 21	R: 0 H: 0 E: 0 K: 1 S: 14	H: 0 LOB: 2 BB: 2 P: 24	R: 8 H: 6 E: 0 K: 1 S: 24	H: 6 LOB: 0 BB: 2 P: 43	1B: 10 2B: 1 HR: 2	SF: 0 SAC: 1 DP: 1 HBP: 0	WP: 0 PB: 0 SB: 0 CS: 1	PA: 46				
<b>PITCHER</b>	IP WLS BF H R ER SO BB IBB HBP BLK WP HR S P ERA WHIP	<b>17 Brian Matusz, L</b> (1, 1) ERA: 4.18 <b>37 Matt Albers, R</b> (8, 1) ERA: 5.0 <b>13 Will Ohman, L</b> (8, 1) ERA: <b>19 Koji Uehara, R</b> (8, 1) ERA: 3.0 <b>55 Alfredo Simon, R</b> (9, 1) ERA: 4.32										<b>26 Cla Meredith, R</b> (9, 1) ERA: 5.06										
6 Corey Patterson, L OBP: 0.389, SLG: 0.588	G4-3		G4-3		F8				F8	4 0 0 0 0 0 2	<b>Cleveland Indians @ Baltimore Orioles</b> Oriole Park at Camden Yards, Baltimore, MD Sat May 15 2010, 7:06 PM - 9:59 PM EDT Att: 29,545 - Partly Cloudy - 73 F											
10 Adam Jones, R OBP: 0.273, SLG: 0.368	1B		K				G1-3		F9	4 0 1 0 0 1 0												
21 Nick Markakis, L OBP: 0.399, SLG: 0.446	BB				P5		P6		2B	3 0 1 0 1 0 0												
9 Miguel Tejada, R OBP: 0.324, SLG: 0.426	P4				F7		F9		L8	4 0 0 0 0 0 2												
30 Luke Scott, L OBP: 0.288, SLG: 0.461	G4-3				BB		G4-3		K	3 0 0 0 1 1 1												
23 Ty Wigington, R OBP: 0.383, SLG: 0.686	HR				F8		HR		P4	3 2 2 2 0 0 1												
2 Julio Lugo, R OBP: 0.264, SLG: 0.220										1 0 0 0 0 0 1												
32 Matt Wieters, S OBP: 0.331, SLG: 0.388	K				F8		P5			3 0 0 0 0 1 0												
25 Garrett Atkins, R OBP: 0.282, SLG: 0.323	F9						K			3 0 1 0 0 1 0												
3 Cesar Izturis, S OBP: 0.264, SLG: 0.227	G4-3				1B		G4-3			3 0 1 0 0 0 0												
<b>Inning Stats</b>	R: 0 H: 1 E: 0 K: 0 S: 11	H: 1 LOB: 1 BB: 1 P: 20	R: 1 H: 1 E: 0 K: 1 S: 8	H: 1 LOB: 0 BB: 0 P: 9	R: 0 H: 0 E: 0 K: 1 S: 8	H: 0 LOB: 0 BB: 0 P: 10	R: 0 H: 0 E: 0 K: 0 S: 7	H: 0 LOB: 1 BB: 1 P: 14	R: 0 H: 2 E: 0 K: 0 S: 9	H: 2 LOB: 1 BB: 0 P: 13	R: 0 H: 0 E: 0 K: 0 S: 7	H: 0 LOB: 0 BB: 0 P: 13	R: 1 H: 1 E: 0 K: 1 S: 8	H: 1 LOB: 0 BB: 0 P: 13	R: 0 H: 0 E: 0 K: 0 S: 8	H: 0 LOB: 0 BB: 0 P: 11	R: 0 H: 1 E: 0 K: 1 S: 15	H: 1 LOB: 1 BB: 0 P: 21	1B: 2 2B: 2 HR: 2	SF: 0 SAC: 0 DP: 0 HBP: 0	WP: 0 PB: 0 SB: 0 CS: 2	PA: 33
<b>PITCHER</b>	IP WLS BF H R ER SO BB IBB HBP BLK WP HR S P ERA WHIP	<b>51 Mitch Talbot, R</b> (1, 1) ERA: 3.23 <b>49 Tony Sipp, L</b> (9, 1) ERA: 1.8																				

Batter	1	2	3	4	5	6	7	8	9	AB R H RBI BB SO LOB	TOP												
13 Asdrubal Cabrera, S OBP: 0.324, SLG: 0.370										4 0 1 0 0 0 2	<p><b>Cleveland Indians @ Baltimore Orioles</b>  <b>Oriole Park at Camden Yards, Baltimore, MD</b>  Sun May 16 20:10, 1:38 PM - 3:54 PM EDT  Att: 29,323 - Partly Cloudy - 72 F</p>												
24 Grady Sizemore, L OBP: 0.271, SLG: 0.289										2 0 1 1 0 0 1													
4 Trevor Crowe, S OBP: 0.571, SLG: 1.000										2 0 1 0 0 0 0													
17 Shin-Soo Choo, L OBP: 0.408, SLG: 0.444										4 0 1 0 0 0 3													
26 Austin Kearns, R OBP: 0.402, SLG: 0.532										4 1 1 0 0 1 2													
33 Russell Branyan, L OBP: 0.322, SLG: 0.528										4 1 1 2 0 1 1													
2 Jhonny Peralta, R OBP: 0.324, SLG: 0.368										4 0 1 0 0 1 1													
12 Mark Grudzielanek, R OBP: 0.369, SLG: 0.314										4 1 2 0 0 0 0													
7 Matt LaPorta, R OBP: 0.266, SLG: 0.284										4 1 1 2 0 0 1													
30 Lou Marson, R OBP: 0.287, SLG: 0.266										4 1 2 0 0 1 1													
<b>Inning Stats</b>	R: 0 E: 0 K: 1 S: 10	H: 1 LOB: 1 BB: 0 P: 15	R: 0 E: 0 K: 1 S: 7	H: 0 LOB: 0 BB: 0 P: 8	R: 1 E: 0 K: 0 S: 9	H: 2 LOB: 1 BB: 0 P: 14	R: 0 E: 0 K: 0 S: 4	H: 0 LOB: 0 BB: 0 P: 4	R: 2 E: 0 K: 1 S: 9	H: 3 LOB: 0 BB: 0 P: 16		R: 0 E: 0 K: 1 S: 8	H: 1 LOB: 1 BB: 0 P: 12	R: 0 E: 0 K: 1 S: 8	H: 0 LOB: 0 BB: 0 P: 12	R: 0 E: 0 K: 0 S: 6	H: 1 LOB: 0 BB: 0 P: 8	R: 2 E: 0 K: 0 S: 11	H: 4 LOB: 1 BB: 0 P: 14	1B: 8 2B: 2 3B: 0 HR: 2	SF: 0 SAC: 0 DP: 2 HBP: 0	WP: 0 PB: 0 SB: 0 CS: 0	PA: 36
<b>PITCHER</b>	IP WLS BF H R ER SO BB IBB HBP BLK WP HR S P ERA WHIP																						
27 Mark Hendrickson, L ERA: 5.59	(1, 1) 5.0 L 21 7 3 3 2 0 0 0 0 0 1 40 59 5.40 1.400																						
37 Matt Albers, R ERA: 5.19	(6, 1) 2.1 8 1 0 0 2 0 0 0 0 0 20 28 0.00 0.429																						
53 Alberto Castillo, L ERA: 7.94	(8, 1) 0.2 3 2 2 2 0 0 0 0 0 1 4 5 27.00 3.000																						
26 Cia Meredith, R ERA: 4.63	(9, 1) 1.0 4 2 0 0 0 0 0 0 0 0 8 11 0.00 2.000																						

Batter	1	2	3	4	5	6	7	8	9	AB R H RBI BB SO LOB	BOTTOM													
6 Corey Patterson, L OBP: 0.364, SLG: 0.500										3 0 0 0 1 2 2	<p><b>Cleveland Indians @ Baltimore Orioles</b>  <b>Oriole Park at Camden Yards, Baltimore, MD</b>  Sun May 16 20:10, 1:38 PM - 3:54 PM EDT  Att: 29,323 - Partly Cloudy - 72 F</p>													
10 Adam Jones, R OBP: 0.273, SLG: 0.365										4 0 1 0 0 1 2														
21 Nick Markakis, L OBP: 0.389, SLG: 0.434										4 0 0 0 0 1 1														
9 Miguel Tejada, R OBP: 0.322, SLG: 0.421										4 0 1 0 0 0 0														
23 Ty Wigginton, R OBP: 0.387, SLG: 0.680										4 0 2 0 0 1 2														
30 Luke Scott, L OBP: 0.304, SLG: 0.500										4 1 3 1 0 0 1														
25 Garrett Atkins, R OBP: 0.271, SLG: 0.311										4 0 0 0 0 1 2														
15 Craig Tatum, R OBP: 0.150, SLG: 0.150										3 0 2 0 0 0 0														
2 Julio Lugo, R OBP: 0.250, SLG: 0.208										3 0 0 0 0 2 3														
<b>Inning Stats</b>	R: 0 E: 0 K: 2 S: 12	H: 2 LOB: 2 BB: 0 P: 15	R: 0 E: 0 K: 2 S: 11	H: 2 LOB: 0 BB: 0 P: 18	R: 0 E: 0 K: 1 S: 9	H: 0 LOB: 0 BB: 0 P: 10	R: 0 E: 0 K: 0 S: 7	H: 2 LOB: 0 BB: 0 P: 10	R: 0 E: 0 K: 1 S: 6	H: 1 LOB: 1 BB: 1 P: 11		R: 0 E: 0 K: 0 S: 8	H: 1 LOB: 1 BB: 0 P: 12	R: 0 E: 0 K: 1 S: 7	H: 0 LOB: 0 BB: 0 P: 11	R: 0 E: 0 K: 0 S: 6	H: 0 LOB: 0 BB: 0 P: 11	R: 1 E: 0 K: 1 S: 11	H: 1 LOB: 0 BB: 0 P: 18	1B: 8 2B: 0 3B: 0 HR: 1	SF: 0 SAC: 0 DP: 2 HBP: 0	WP: 0 PB: 0 SB: 0 CS: 0	PA: 34	
<b>PITCHER</b>	IP WLS BF H R ER SO BB IBB HBP BLK WP HR S P ERA WHIP																							
37 Jake Westbrook, R ERA: 4.27	(1, 1) 9.0 W 34 9 1 1 8 1 0 0 0 0 1 77 116 1.00 1.111																							





Main game log table for the top half of the game. It includes columns for batter names, stats, and play diagrams for each of the 9 innings. Key batters include Scott Podsednik, Mike Aviles, David DeJesus, Billy Butler, Jose Guillen, Alberto Callaspo, Mitch Maier, Yunesky Betancourt, and Jason Kendall.

Inning Stats and PITCHER summary table. It provides aggregate statistics for each inning and lists the performance of all pitchers, including Justin Masterson and Jamey Wright.

Kansas City Royals @ Cleveland Indians
Progressive Field, Cleveland, OH
Wed May 19 2010, 7:08 PM - 10:46 PM EDT
Att. 10,916 - Clear - 58 F
Royals logo

Summary statistics for the top half of the game: AB: 40, R: 8, H: 13, RBI: 8, BB: 6, SO: 6, LOB: 26.

Main game log table for the bottom half of the game. It includes columns for batter names, stats, and play diagrams for each of the 9 innings. Key batters include Trevor Crowe, Mark Grudzielanek, Shin-Soo Choo, Travis Hafner, Austin Kearns, Russell Brannan, Jhonny Peralta, Jason Donald, and Lou Marson.

Inning Stats and PITCHER summary table for the bottom half of the game. It provides aggregate statistics for each inning and lists the performance of all pitchers, including Gil Meche and Brad Thompson.

Kansas City Royals @ Cleveland Indians
Progressive Field, Cleveland, OH
Wed May 19 2010, 7:08 PM - 10:46 PM EDT
Att. 10,916 - Clear - 58 F
Indians logo

Summary statistics for the bottom half of the game: AB: 34, R: 4, H: 7, RBI: 3, BB: 7, SO: 8, LOB: 22.

Batter	1	2	3	4	5	6	7	8	9	AB R H RBI BB SO LOB	TOP
22 Scott Podsednik, L OBP: 0.356, SLG: 0.384 8 Willie Bloomquist, R OBP: 0.194, SLG: 0.143	F7 BB	G1-3		F7			F7 1B		G4-3 BB	3 1 1 0 1 0 2 0 0 0 0 1 0 0	
13 Mike Aviles, R OBP: 0.375, SLG: 0.531	F8 1-2		G5-3	L5			E9 1B		F9	5 1 1 0 0 0 2	
9 David DeJesus, L OBP: 0.346, SLG: 0.426	K		G5-3 1B	F8			K		G4-3	5 1 1 0 0 2 2	
16 Billy Butler, R OBP: 0.387, SLG: 0.485		G5-4 2B	F8 2B	G5-4-3 BB			F9			3 2 2 0 1 0 1	
6 Jose Guillen, R OBP: 0.313, SLG: 0.481		G6-3	G5-4-3 1B	G5-4-3 1-2						4 2 2 3 0 0 2	
13 Alberto Callaspo, S OBP: 0.347, SLG: 0.515		FC5-4 1B	HR	G3			F8			4 2 2 3 0 0 0	
12 Mitch Maier, L OBP: 0.339, SLG: 0.333	G4-3 BB	G4-3	G4-3	G4-3			G4-3		G4-3	3 0 0 0 1 0 0	
3 Yuniesky Betancourt, R OBP: 0.303, SLG: 0.395	FC5-4 1B	FC5-4 1B	1B				G6-3		G4-6-3 1B	4 0 2 1 0 0 2	
18 Jason Kendall, R OBP: 0.348, SLG: 0.333	G4-3 1B	G4-3	G4-3	G4-3			G4-6-3			4 0 1 1 0 0 2	
<b>Inning Stats</b>	R: 0 H: 0 E: 0 LOB: 0 K: 1 BB: 1 S: 5 P: 12	R: 2 H: 3 E: 0 LOB: 2 K: 0 BB: 1 S: 15 P: 28	R: 4 H: 5 E: 0 LOB: 1 K: 0 BB: 0 S: 14 P: 22	R: 0 H: 0 E: 0 LOB: 0 K: 0 BB: 0 S: 10 P: 17	R: 0 H: 0 E: 0 LOB: 0 K: 0 BB: 0 S: 8 P: 15	R: 0 H: 0 E: 0 LOB: 0 K: 0 BB: 0 S: 6 P: 10	R: 3 H: 3 E: 1 LOB: 0 K: 1 BB: 0 S: 13 P: 18	R: 0 H: 1 E: 0 LOB: 0 K: 0 BB: 0 S: 6 P: 12	R: 0 H: 0 E: 0 LOB: 0 K: 0 BB: 1 S: 3 P: 8	1B: 8 SF: 0 2B: 2 SAC: 0 3B: 0 DP: 3 HR: 2 HBP: 0	WP: 0 PA: 39 PB: 0 SB: 1 CS: 0
<b>PITCHER</b>	IP WLS BF H R ER SO BB IBB HBP BLK WP HR S P ERA WHIP										
51 Mitch Talbot, R ERA: 3.88	6.0 L 27 8 6 6 1 3 0 0 0 0 0 1 58 104 9.00 1.833										
53 Rafael Perez, L ERA: 9.18	0.1 3 2 2 2 1 0 0 0 0 0 0 7 11 54.00 6.000										
57 Hector Ambriz, R ERA: 3.97	2.2 9 2 1 1 0 1 0 0 0 0 0 1 15 27 3.38 1.125										

Kansas City Royals @ Cleveland Indians  
Progressive Field, Cleveland, OH  
Thu May 20 2010, 12:07 PM - 2:31 PM EDT  
Att. 13,953 - Sunny - 65 F

AB 35  
R 9  
H 12  
RBI 8  
BB 4  
SO 2  
LOB 13



Batter	1	2	3	4	5	6	7	8	9	AB R H RBI BB SO LOB	BOTTOM
4 Trevor Crowe, S OBP: 0.385, SLG: 0.458	K 1B		K		G3			G4-3		4 0 1 0 0 1 0	
16 Jason Donald, R OBP: 0.250, SLG: 0.182	FC6-4 1B	FC6-4 1B	P4				K	K		4 1 0 0 0 2 1	
17 Shin-Soo Choo, L OBP: 0.409, SLG: 0.425	G2-3 BB	G2-3 BB	G2-3 BB				G3 HR	F8		2 1 1 0 2 0 0	
48 Travis Hafner, L OBP: 0.395, SLG: 0.395	G2-3 1B	G4-3	G4-3				G3	G3		4 0 1 1 0 0 2	
2 Johnny Peralta, R OBP: 0.331, SLG: 0.418	G2-3		F8				HR	K		4 1 1 2 0 1 2	
33 Russell Branyan, L OBP: 0.294, SLG: 0.424	G4-3		P5				P6	G4-3		4 0 0 0 0 0 2	
7 Matt LaPorta, R OBP: 0.277, SLG: 0.280	G2-3		F8				F7			3 0 0 0 0 0 0	
1 Luis Valbuena, L OBP: 0.295, SLG: 0.266	F8		F7				K			3 0 0 0 0 1 0	
30 Lou Marson, R OBP: 0.278, SLG: 0.258	G5-3		K				K			3 0 0 0 0 2 0	
<b>Inning Stats</b>	R: 1 H: 2 E: 0 LOB: 2 K: 0 BB: 1 S: 9 P: 15	R: 0 H: 0 E: 0 LOB: 0 K: 0 BB: 0 S: 6 P: 10	R: 0 H: 0 E: 0 LOB: 1 K: 1 BB: 1 S: 10 P: 15	R: 0 H: 0 E: 0 LOB: 0 K: 0 BB: 0 S: 5 P: 6	R: 0 H: 0 E: 0 LOB: 0 K: 1 BB: 0 S: 7 P: 9	R: 2 H: 2 E: 0 LOB: 0 K: 1 BB: 0 S: 13 P: 16	R: 0 H: 0 E: 0 LOB: 0 K: 2 BB: 0 S: 8 P: 13	R: 0 H: 0 E: 0 LOB: 0 K: 1 BB: 0 S: 8 P: 10	R: 0 H: 0 E: 0 LOB: 0 K: 1 BB: 0 S: 9 P: 13	1B: 2 SF: 0 2B: 1 SAC: 0 3B: 0 DP: 0 HR: 1 HBP: 0	WP: 0 PA: 33 PB: 0 SB: 1 CS: 0
<b>PITCHER</b>	IP WLS BF H R ER SO BB IBB HBP BLK WP HR S P ERA WHIP										
44 Luke Hochevar, R ERA: 5.37	9.0 W 33 4 3 3 7 2 0 0 0 0 0 1 75 107 3.00 0.667										

Kansas City Royals @ Cleveland Indians  
Progressive Field, Cleveland, OH  
Thu May 20 2010, 12:07 PM - 2:31 PM EDT  
Att. 13,953 - Sunny - 65 F

AB 31  
R 3  
H 4  
RBI 3  
BB 2  
SO 7  
LOB 7





Batter	1	2	3	4	5	6	7	8	9	AB	R	H	RBI	BB	SO	LOB	TOP								
<b>2 Orlando Cabrera, R</b> OBP: 0.305, SLG: 0.375	L7		L9			19 1B			F9	5	0	2	1	0	0	1	<b>Cincinnati Reds @ Cleveland Indians</b> Progressive Field, Cleveland, OH Fri May 21 2010, 7:07 PM - 9:57 PM EDT Att: 23,028 - Cloudy - 73 F								
<b>4 Brandon Phillips, R</b> OBP: 0.355, SLG: 0.433	27 CS 19 G1-3		F8		G6-3				HR	5	1	2	1	0	1	3									
<b>19 Joey Votto, L</b> OBP: 0.408, SLG: 0.561	G1-3								K	4	1	1	0	1	1	1									
<b>27 Scott Rolen, R</b> OBP: 0.347, SLG: 0.546	CS	G6-3		F8		K				3	0	0	0	1	1	3									
<b>32 Jay Bruce, L</b> OBP: 0.357, SLG: 0.424		F8		K		G3-1				4	0	0	0	0	1	4									
<b>31 Jonny Gomes, R</b> OBP: 0.344, SLG: 0.539										3	2	1	2	1	2	0									
<b>17 Laynce Nix, L</b> OBP: 0.302, SLG: 0.560										4	3	3	2	0	0	0									
<b>29 Ryan Hanigan, R</b> OBP: 0.455, SLG: 0.516										4	0	1	1	0	0	1									
<b>6 Drew Stubbs, R</b> OBP: 0.282, SLG: 0.336										3	0	0	0	1	1	2									
<b>Inning Stats</b>	R: 0 E: 0 K: 0 S: 8	H: 1 LOB: 0 BB: 0 P: 14	R: 0 E: 0 K: 1 S: 7	H: 0 LOB: 0 BB: 0 P: 11	R: 1 E: 0 K: 0 S: 12	H: 1 LOB: 1 BB: 1 P: 20	R: 3 E: 0 K: 1 S: 17	H: 3 LOB: 1 BB: 0 P: 29	R: 0 E: 0 K: 1 S: 13	H: 2 LOB: 2 BB: 1 P: 20	R: 2 E: 0 K: 1 S: 14	H: 2 LOB: 1 BB: 1 P: 24	R: 0 E: 0 K: 1 S: 9	H: 0 LOB: 0 BB: 1 P: 18	R: 0 E: 0 K: 1 S: 7	H: 0 LOB: 0 BB: 0 P: 8	R: 1 E: 0 K: 2 S: 9	H: 1 LOB: 0 BB: 0 P: 11	1B: 4 2B: 3 3B: 0 HR: 3	SF: 0 SAC: 0 DP: 1 HBP: 0	WP: 0 PB: 0 SB: 3 CS: 1	PA: 40			
<b>PITCHER</b>	IP	WLS	BF	H	R	ER	SO	BB	IBB	HBP	BLK	WP	HR	S	P	ERA	WHIP								
<b>37 Jake Westbrook, R</b> ERA: 4.56	5.0		23	7	4	4	3	2	0	0	0	0	2	57	94	7.20	1.800								
<b>32 Aaron Laffey, L</b> ERA: 3.5	1.0	L	6	2	2	2	1	1	0	0	0	0	0	14	24	18.00	3.000								
<b>49 Tony Sipp, L</b> ERA: 1.5	1.0		3	0	0	0	1	0	0	0	0	0	0	9	18	0.00	1.000								
<b>54 Chris Perez, R</b> ERA: 1.84	1.0		3	0	0	0	1	0	0	0	0	0	0	7	8	0.00	0.000								
<b>34 Kerry Wood, R</b> ERA: 16.62	1.0		4	1	1	1	2	0	0	0	0	0	1	9	11	9.00	1.000								

Batter	1	2	3	4	5	6	7	8	9	AB	R	H	RBI	BB	SO	LOB	BOTTOM								
<b>4 Trevor Crowe, S</b> OBP: 0.355, SLG: 0.448	G4-3		P5						G1-3	5	1	1	1	0	0	0	<b>Cincinnati Reds @ Cleveland Indians</b> Progressive Field, Cleveland, OH Fri May 21 2010, 7:07 PM - 9:57 PM EDT Att: 23,028 - Cloudy - 73 F								
<b>17 Shin-Soo Choo, L</b> OBP: 0.417, SLG: 0.473										4	2	3	3	0	0	0									
<b>48 Travis Hafner, L</b> OBP: 0.391, SLG: 0.398	HR	G3								4	0	1	0	0	0	1									
<b>26 Austin Kearns, R</b> OBP: 0.376, SLG: 0.482		G1-3								4	0	1	0	0	1	1									
<b>33 Russell Branyan, L</b> OBP: 0.295, SLG: 0.429										4	0	2	0	0	1	1									
<b>2 Johnny Peralta, R</b> OBP: 0.329, SLG: 0.409		G5-4-3								3	0	0	0	1	1	2									
<b>1 Luis Valbuena, L</b> ERA: 4.85										2	0	0	0	1	0	1									
<b>7 Matt LaPorta, R</b> OBP: 0.275, SLG: 0.277										1	0	0	0	0	0	2									
<b>12 Mark Grudzielanek, R</b> ERA: 7.2										0	0	0	0	0	0	0									
<b>30 Lou Marson, R</b> OBP: 0.280, SLG: 0.253										2	1	0	0	1	0	2									
<b>47 Shelley Duncan, R</b> (9, PH)		G6-3								1	0	0	0	0	0	0									
<b>16 Jason Donald, R</b> OBP: 0.188, SLG: 0.133										4	0	0	0	0	1	1									
<b>Inning Stats</b>	R: 1 E: 0 K: 0 S: 9	H: 1 LOB: 1 BB: 1 P: 12	R: 0 E: 0 K: 0 S: 10	H: 1 LOB: 1 BB: 1 P: 17	R: 0 E: 0 K: 0 S: 9	H: 1 LOB: 0 BB: 0 P: 17	R: 0 E: 0 K: 0 S: 5	H: 0 LOB: 0 BB: 0 P: 8	R: 3 E: 0 K: 1 S: 18	H: 3 LOB: 1 BB: 1 P: 31	R: 0 E: 0 K: 1 S: 8	H: 1 LOB: 1 BB: 0 P: 11	R: 0 E: 0 K: 0 S: 6	H: 0 LOB: 0 BB: 0 P: 9	R: 0 E: 0 K: 1 S: 12	H: 1 LOB: 2 BB: 1 P: 20	R: 0 E: 0 K: 1 S: 8	H: 0 LOB: 0 BB: 0 P: 10	1B: 4 2B: 2 3B: 0 HR: 2	SF: 0 SAC: 0 DP: 1 HBP: 0	WP: 0 PB: 0 SB: 0 CS: 0	PA: 37			
<b>PITCHER</b>	IP	WLS	BF	H	R	ER	SO	BB	IBB	HBP	BLK	WP	HR	S	P	ERA	WHIP								
<b>61 Bronson Arroyo, R</b> ERA: 4.85	1.1		4	1	0	0	1	0	0	0	0	0	0	9	11	0.00	1.000								
<b>53 Arthur Rhodes, L</b> ERA: 0.52	1.0	H	4	1	0	0	1	0	0	0	0	0	0	6	13	0.00	3.000								
<b>40 Nick Masset, R</b> ERA: 7.2	0.1	H	2	0	0	0	0	1	0	0	0	0	0	8	10	0.00	0.000								
<b>48 Francisco Cordero, R</b> ERA: 3.43	1.0	S	3	0	0	0	1	0	0	0	0	0	0	8	10	0.00	0.000								



Batter	1	2	3	4	5	6	7	8	9	AB	R	H	RBI	BB	SO	LOB	TOP	
2 Orlando Cabrera, R OBP: 0.296, SLG: 0.364	(1, 6) G5-3		(1, 0) G5-3	(1, 0) FC6-4		(1, 0) L8		(1, 0) FC5-2-5		5	0	0	0	0	0	4		
4 Brandon Phillips, R OBP: 0.337, SLG: 0.444	(1, 4) 2B		(2, 3) K		(1, 2) E5		(2, 2) 2B	(3, 1) F8		5	3	2	0	0	1	2		
19 Joey Votto, L OBP: 0.407, SLG: 0.556	(1, 3) 1B		(1, 0) E8		(1, 1) G5-3		(1, 0) G4-3	(1, 0) G4-3		5	1	2	1	0	0	2		
27 Scott Rolen, R OBP: 0.342, SLG: 0.534	(1, 5) 2B		(2, 1) P5		(3, 1) SF8		(4, 0) BB	(3, 3) K		3	0	0	1	1	1	2		
32 Jay Bruce, L OBP: 0.376, SLG: 0.446	(1, 9) 1B		(0, 1) 2B		(0, 0) 1B		(1, 3) 1B	(1, 0) 2B		4	1	4	2	1	0	0		
31 Jonny Gomes, R OBP: 0.331, SLG: 0.517	(1, 10) 3B		(1, 0) F7		(2, 2) G6-3		(2, 3) K	(2, 3) G6-3		5	0	0	0	0	1	6		
17 Laynce Nix, L OBP: 0.316, SLG: 0.611		(1, 7) G4-3		(0, 1) HR		(1, 3) K		(2, 0) 1B		4	1	2	2	0	1	0		AB 38
55 Ramon Hernandez, R	(1, 2) G6-3		(3, 2) K		(1, 3) K		(1, 2) G4-3	(1, 0) G6-3		4	0	0	0	0	1	1		R 6
6 Drew Stubbs, R OBP: 0.294, SLG: 0.343	(1, 8) F7		(2, 2) F7		(0, 0) FC6-4		(4, 1) BB	(3, 2) 1B		3	0	2	0	1	0	0		H 12
Inning Stats		R: 2 H: 3 E: 1 K: 0 S: 12	H: 3 R: 0 ER: 0 LOB: 0 P: 20	H: 0 R: 0 ER: 0 LOB: 0 P: 18	H: 1 R: 0 ER: 0 LOB: 1 P: 15	H: 3 R: 2 ER: 0 LOB: 1 P: 16	H: 0 R: 1 ER: 1 LOB: 1 P: 22	H: 0 R: 0 ER: 0 LOB: 1 P: 16	H: 2 R: 1 ER: 2 LOB: 1 P: 21	H: 2 R: 0 ER: 0 LOB: 2 P: 18	H: 1 R: 0 ER: 1 LOB: 1 P: 16	1B: 8 RBI: 6 HR: 1	SF: 1 BB: 3 DP: 1 HBP: 0	WP: 0 PA: 42 CS: 4				
PITCHER		IP WLS BF H R ER SO	IP WLS BF H R ER SO	IP WLS BF H R ER SO	IP WLS BF H R ER SO	IP WLS BF H R ER SO	IP WLS BF H R ER SO	IP WLS BF H R ER SO	IP WLS BF H R ER SO	IP WLS BF H R ER SO	IP WLS BF H R ER SO	ERA WHIP	ERA WHIP					
55 Roberto Hernandez, R ERA: 3.45	(1, 1) 6.0 L 28 7 5 3 4	(7, 1) 2.0 10 4 1 1	(9, 1) 1.0 4 1 0 1	(0, 0) 0.0 0 0 0 0	(0, 0) 0.0 0 0 0 0	(0, 0) 0.0 0 0 25 39	(0, 0) 9.0 16 0 0 0	(0, 0) 4.50 1.500	(0, 0) 4.50 1.500	(0, 0) 0.00 1.000	(0, 0) 0.00 1.000							

Cincinnati Reds @ Cleveland Indians  
Progressive Field, Cleveland, OH  
Sat May 22 2010, 7:09 PM - 10:18 PM EDT  
Att: 25,531 - Partly Cloudy - 70 F

AB 38  
R 6  
H 12  
RBI 6  
BB 3  
SO 5  
LOB 17



Batter	1	2	3	4	5	6	7	8	9	AB	R	H	RBI	BB	SO	LOB	BOTTOM	
4 Trevor Crowe, S OBP: 0.361, SLG: 0.424	(1, 8) K		(2, 1) G1-3		(1, 2) BB		(4, 0) BB	(3, 2) P3	(1, 2) 1B	4	1	1	2	1	1	1		
17 Shin-Soo Choo, L OBP: 0.411, SLG: 0.465	(1, 9) K		(1, 3) K		(1, 3) K		(1, 3) K	(2, 1) G4-3	(3, 3) K	5	0	1	0	0	3	3		
26 Austin Kearns, R OBP: 0.377, SLG: 0.487	(1, 7) 2B		(3, 2) F8		(1, 0) K		(2, 3) K	(1, 1) 1B	(0, 0) F9	5	0	2	0	0	1	5		
48 Travis Hafner, L OBP: 0.394, SLG: 0.425	(1, 10) G6-3		(3, 2) F9		(2, 0) HR		(3, 2) HR	(3, 2) 1B	(1, 3) 1B	4	1	2	2	0	0	1		
2 Johnny Peralta, R OBP: 0.327, SLG: 0.400	(1, 5) K		(1, 3) F9		(0, 1) F9		(4, 2) BB	(3, 3) K	(3, 3) K	3	0	0	0	1	2	2		
7 Matt LaPorta, R OBP: 0.274, SLG: 0.276	(1, 3) F9		(0, 2) F9		(1, 0) F9		(2, 1) P5	(3, 3) 1B	(2, 1) 1B	4	1	1	0	0	0	1		
12 Mark Grudzielanek, R OBP: 0.326, SLG: 0.264	(1, 4) G6-3		(0, 1) G6-3		(0, 1) F7		(2, 1) P4	(0, 2) F8	(0, 2) F8	4	0	0	0	0	0	1		
52 Mike Redmond, R OBP: 0.277, SLG: 0.318	(1, 2) G4-3		(1, 1) G4-3		(2, 2) G6-3		(3, 2) P2	(0, 2) 1B	(0, 2) 1B	3	0	0	0	0	0	0		
47 Shelley Duncan, R OBP: 0.500, SLG: 0.550	(9, PH) 1B		(1, 1) 1B		(0, 0) G4-3		(0, 1) G5-3	(1, 2) 1B	(1, 2) 1B	1	1	1	0	0	0	0		
16 Jason Donald, R OBP: 0.211, SLG: 0.167	(1, 6) 1B		(1, 1) 1B		(0, 0) G4-3		(0, 1) G5-3	(4, 2) 1B	(4, 2) 1B	3	0	1	0	0	0	0		
33 Russell Branyan, L OBP: 0.304, SLG: 0.429	(9, PH) 1B		(1, 1) 1B		(0, 0) G4-3		(0, 1) G5-3	(4, 2) 1B	(4, 2) 1B	0	0	0	0	1	0	0		
1 Luis Valbuena, L OBP: 0.296, SLG: 0.259	(9, PR) 1B		(1, 1) 1B		(0, 0) G4-3		(0, 1) G5-3	(4, 2) 1B	(4, 2) 1B	0	0	0	0	0	0	0		
Inning Stats		R: 0 H: 1 E: 0 K: 2 S: 14	H: 0 R: 0 ER: 0 LOB: 0 P: 22	H: 0 R: 0 ER: 0 LOB: 0 P: 9	H: 2 R: 0 ER: 0 LOB: 2 P: 13	H: 0 R: 0 ER: 0 LOB: 0 P: 7	H: 0 R: 0 ER: 0 LOB: 0 P: 9	H: 1 R: 2 ER: 0 LOB: 1 P: 33	H: 0 R: 0 ER: 0 LOB: 0 P: 12	H: 2 R: 0 ER: 0 LOB: 2 P: 28	H: 3 R: 2 ER: 1 LOB: 2 P: 36	1B: 7 RBI: 4 HR: 1	SF: 0 BB: 3 DP: 0 HBP: 0	WP: 0 PA: 39 CS: 0				
PITCHER		IP WLS BF H R ER SO	IP WLS BF H R ER SO	IP WLS BF H R ER SO	IP WLS BF H R ER SO	IP WLS BF H R ER SO	IP WLS BF H R ER SO	IP WLS BF H R ER SO	IP WLS BF H R ER SO	IP WLS BF H R ER SO	IP WLS BF H R ER SO	ERA WHIP	ERA WHIP					
47 Johnny Cueto, R ERA: 3.93	(1, 1) 6.0 W 24 4 2 2 5	(7, 1) 1.0 3 0 0 0	(8, 1) 0.2 4 2 0 0	(8, 1) 0.1 H 1 0 0 0 1	(9, 1) 1.0 7 3 2 2	(0, 0) 0.0 0 0 0 0	(0, 0) 0.0 0 0 26 36	(0, 0) 3.00 1.000	(0, 0) 0.00 0.000	(0, 0) 0.00 0.000	(0, 0) 0.00 0.000							

Cincinnati Reds @ Cleveland Indians  
Progressive Field, Cleveland, OH  
Sat May 22 2010, 7:09 PM - 10:18 PM EDT  
Att: 25,531 - Partly Cloudy - 70 F

AB 36  
R 4  
H 9  
RBI 4  
BB 3  
SO 7  
LOB 14



Batter	1	2	3	4	5	6	7	8	9	AB	R	H	RBI	BB	SO	LOB	TOP					
2 Orlando Cabrera, R OBP: 0.304, SLG: 0.363										3	1	1	0	1	0	1	<b>Cincinnati Reds @ Cleveland Indians</b> Progressive Field, Cleveland, OH Sun May 23 2010, 1:06 PM - 4:24 PM EDT Att: 21,044 - Sunny - 74 F					
4 Brandon Phillips, R OBP: 0.360, SLG: 0.448										3	0	1	0	1	0	2						
19 Joey Votto, L OBP: 0.404, SLG: 0.546										3	0	0	0	0	0	3						
27 Scott Rolen, R OBP: 0.353, SLG: 0.581										3	2	2	3	1	0	2						
31 Jonny Gomes, R OBP: 0.321, SLG: 0.500										4	0	0	0	0	3	1						
32 Jay Bruce, L OBP: 0.373, SLG: 0.441										4	0	1	0	0	0	1						
28 Chris Heisey, R OBP: 0.375, SLG: 0.714										4	0	0	0	0	2	1						
29 Ryan Hanigan, R OBP: 0.444, SLG: 0.500										4	0	1	0	0	0	0						
7 Paul Janish, R OBP: 0.355, SLG: 0.481										3	0	1	0	0	1	0						
6 Drew Stubbs, R OBP: 0.294, SLG: 0.343										1	0	0	0	0	1	1						
17 Laynce Nix, L OBP: 0.310, SLG: 0.600																						
<b>Inning Stats</b>	R: 2 E: 0 K: 1 S: 13	H: 2 LOB: 0 BB: 0 P: 16	R: 0 E: 0 K: 0 S: 6	H: 0 LOB: 0 BB: 0 P: 9	R: 0 E: 0 K: 0 S: 9	H: 1 LOB: 2 BB: 0 P: 16	R: 0 E: 0 K: 1 S: 9	H: 0 LOB: 1 BB: 0 P: 15	R: 0 E: 0 K: 0 S: 10	H: 1 LOB: 1 BB: 1 P: 19	R: 1 E: 0 K: 2 S: 15	H: 2 LOB: 1 BB: 0 P: 22	R: 0 E: 0 K: 1 S: 14	H: 0 LOB: 2 BB: 1 P: 25	R: 0 E: 0 K: 1 S: 7	H: 1 LOB: 1 BB: 0 P: 13	R: 0 E: 0 K: 1 S: 11	H: 1 LOB: 1 BB: 0 P: 13	1B: 4 2B: 1 3B: 0 HR: 2	SF: 0 SAC: 0 DP: 1 HBP: 2	WP: 0 PB: 0 SB: 1 CS: 1	PA: 37
<b>PITCHER</b>	IP WLS BF H R ER SO BB IBB HBP BLK WP HR S P ERA WHIP																					
28 David Huff, L ERA: 5.25	6.0 W 25 6 3 3 4 1 0 1 0 0 2 62 97 4.50 1.167																					
54 Chris Perez, R ERA: 1.75	0.2 H 4 0 0 0 1 1 0 1 0 0 0 9 18 0.00 1.500																					
49 Tony Sipp, L ERA: 1.4	1.1 H 4 0 0 0 1 1 0 0 0 0 0 12 20 0.00 0.750																					
34 Kerry Wood, R ERA: 13.5	1.0 S 4 1 0 0 1 0 0 0 0 0 0 0 11 13 0.00 1.000																					

Batter	1	2	3	4	5	6	7	8	9	AB	R	H	RBI	BB	SO	LOB	BOTTOM					
4 Trevor Crowe, S OBP: 0.390, SLG: 0.432										4	2	2	0	1	2	0	<b>Cincinnati Reds @ Cleveland Indians</b> Progressive Field, Cleveland, OH Sun May 23 2010, 1:06 PM - 4:24 PM EDT Att: 21,044 - Sunny - 74 F					
17 Shin-Soo Choo, L OBP: 0.421, SLG: 0.484										4	2	3	0	1	1	1						
48 Travis Hafner, L OBP: 0.394, SLG: 0.420										4	0	1	1	1	1	4						
2 Jhonny Peralta, R OBP: 0.329, SLG: 0.396										4	0	1	1	1	0	4						
33 Russell Bryanan, L OBP: 0.301, SLG: 0.438										3	0	1	1	0	0	4						
47 Shelley Duncan, R OBP: 0.667, SLG: 0.500										2	0	1	1	2	0	0						
26 Austin Kearns, R OBP: 0.377, SLG: 0.487										0	0	0	0	0	0	0						
1 Luis Valbuena, L OBP: 0.294, SLG: 0.250										3	0	0	0	1	0	4						
16 Jason Donald, R OBP: 0.174, SLG: 0.136										4	0	0	0	0	0	5						
30 Lou Marson, R OBP: 0.269, SLG: 0.242										4	0	0	0	0	2	0						
<b>Inning Stats</b>	R: 2 E: 0 K: 0 S: 14	H: 3 LOB: 2 BB: 1 P: 26	R: 0 E: 0 K: 1 S: 10	H: 0 LOB: 0 BB: 0 P: 12	R: 1 E: 0 K: 0 S: 16	H: 1 LOB: 3 BB: 3 P: 31	R: 0 E: 0 K: 1 S: 7	H: 0 LOB: 1 BB: 1 P: 16	R: 0 E: 0 K: 0 S: 15	H: 1 LOB: 2 BB: 1 P: 23	R: 1 E: 0 K: 2 S: 15	H: 3 LOB: 2 BB: 0 P: 20	R: 0 E: 0 K: 0 S: 7	H: 0 LOB: 0 BB: 0 P: 9	R: 0 E: 0 K: 2 S: 16	H: 1 LOB: 2 BB: 1 P: 27	R: 0 E: 0 K: 2 S: 16	H: 1 LOB: 2 BB: 1 P: 27	1B: 7 2B: 1 3B: 1 HR: 0	SF: 1 SAC: 0 DP: 0 HBP: 0	WP: 1 PB: 0 SB: 1 CS: 0	PA: 40
<b>PITCHER</b>	IP WLS BF H R ER SO BB IBB HBP BLK WP HR S P ERA WHIP																					
34 Homer Bailey, R ERA: 5.51	2.1 12 4 3 3 1 1 0 0 0 0 0 30 46 11.57 2.143																					
33 Micah Owings, R ERA: 3.43	2.2 14 1 0 0 1 5 0 0 0 0 0 32 62 0.00 2.250																					
52 Daniel Herrera, L ERA: 3.55	1.0 L 6 3 1 1 2 0 0 0 0 0 0 0 15 20 9.00 3.000																					
46 Carlos Fisher, R ERA: 9.39	2.0 8 1 0 0 2 0 1 0 0 0 0 0 23 36 0.00 0.500																					

AB	32
R	3
H	7
RBI	3
BB	3
SO	7
LOB	12



AB	32
R	4
H	9
RBI	4
BB	7
SO	6
LOB	22



Batter	1	2	3	4	5	6	7	8	9	AB R H RBI BB SO LOB	TOP
1 Juan Pierre, L OBP: 0.316, SLG: 0.294										5 1 2 0 0 0 1	Chicago White Sox @ Cleveland Indians Progressive Field, Cleveland, OH Mon May 24 2010, 7:06 PM - 10:06 PM EDT Att: 10,166 - Partly Cloudy - 81 F  livebaseballscores.com
12 A.J. Pierzynski, L OBP: 0.271, SLG: 0.326										4 0 2 0 0 0 0	
51 Alex Rios, R OBP: 0.358, SLG: 0.586										4 2 1 2 1 0 3	
14 Paul Konerko, R OBP: 0.370, SLG: 0.593										4 1 0 0 1 1 5	
7 Mark Kotsay, L OBP: 0.293, SLG: 0.345										5 1 1 1 1 0 3	
25 Andrew Jones, R OBP: 0.348, SLG: 0.530										4 1 1 0 1 1 1	
23 Mark Teahen, L OBP: 0.243, SLG: 0.364										4 0 3 3 0 0 0	
10 Alexei Ramirez, R OBP: 0.288, SLG: 0.354										0 0 0 0 1 0 0	
11 Omar Vizquel, S OBP: 0.260, SLG: 0.222										5 0 2 0 0 0 3	
15 Gordon Beckham, R OBP: 0.299, SLG: 0.248										4 1 2 0 0 0 1	
<b>Inning Stats</b> R: 4 H: 4 R: 0 H: 2 R: 0 H: 1 R: 1 H: 2 R: 0 H: 0 R: 1 H: 1 R: 0 H: 0 R: 1 H: 0 E: 0 LOB: 1 E: 0 LOB: 2 E: 0 LOB: 1 E: 0 LOB: 2 E: 0 LOB: 0 E: 0 LOB: 1 E: 0 LOB: 0 K: 0 BB: 1 K: 0 BB: 0 K: 0 BB: 2 K: 0 BB: 1 K: 0 BB: 0 K: 0 BB: 1 K: 0 BB: 0 S: 26 P: 44 S: 12 P: 15 S: 8 P: 17 S: 11 P: 19 S: 4 P: 9 S: 10 P: 21 S: 9 P: 13 S: 17 P: 28										1B: 10 SF: 0 2B: 3 SAC: 1 3B: 0 DP: 0 HR: 1 HBP: 0	WP: 3 PA: 44 PB: 0 SB: 1 CS: 0
<b>PITCHER</b> 63 Justin Masterson, R (1, 1) 4.0 L 23 9 5 5 0 1 1 1 0 0 3 0 0 57 95 11.25 2.500 ERA: 6.13 32 Aaron Laffey, L (5, 1) 3.0 12 2 1 1 1 1 0 0 0 0 0 0 25 45 3.00 1.000 ERA: 3.7 53 Rafael Perez, L (8, 1) 1.0 3 0 0 0 0 0 0 0 0 0 0 0 9 13 0.00 0.000 ERA: 0.92 57 Hector Ambriz, R (9, 1) 1.0 6 3 1 1 1 1 0 0 0 0 0 1 17 28 9.00 4.000 ERA: 4.38										<b>PITCHER</b> IP WLS BF H R ER SO BB IBB HBP BLK WP HR S P ERA WHIP	

AB	R	H	RBI	BB	SO	LOB
5	1	2	0	0	0	1
4	0	2	0	0	0	0
4	2	1	2	1	0	3
4	1	0	0	1	1	5
5	1	1	1	1	0	3
4	1	1	0	1	1	1
4	0	3	3	0	0	0
0	0	0	0	1	0	0
5	0	2	0	0	0	3
4	1	2	0	0	0	1

Batter	1	2	3	4	5	6	7	8	9	AB R H RBI BB SO LOB	BOTTOM
4 Trevor Crowe, S OBP: 0.348, SLG: 0.381										5 0 0 0 0 0 6	Chicago White Sox @ Cleveland Indians Progressive Field, Cleveland, OH Mon May 24 2010, 7:06 PM - 10:06 PM EDT Att: 10,166 - Partly Cloudy - 81 F  livebaseballscores.com
17 Shin-Soo Choo, L OBP: 0.410, SLG: 0.470										5 0 0 0 0 2 3	
26 Austin Kearns, R OBP: 0.370, SLG: 0.471										4 0 0 0 1 1 4	
33 Russell Branyan, L OBP: 0.299, SLG: 0.429										4 1 1 1 0 0 2 1	
2 Jhonny Peralta, R OBP: 0.327, SLG: 0.399										4 1 1 1 0 0 1 2	
12 Mark Gudzielansk, R OBP: 0.323, SLG: 0.264										4 0 1 0 0 0 4	
7 Matt LaPorta, R OBP: 0.264, SLG: 0.265										4 0 0 1 0 1 2	
30 Lou Marson, R OBP: 0.278, SLG: 0.253										4 0 2 1 0 1 0	
16 Jason Donald, R OBP: 0.296, SLG: 0.292										2 0 2 0 2 0 0	
<b>Inning Stats</b> R: 0 H: 0 R: 0 H: 1 R: 0 H: 2 R: 2 H: 3 R: 0 H: 0 R: 0 H: 1 R: 0 H: 0 R: 0 H: 0 E: 0 LOB: 0 E: 0 LOB: 1 E: 0 LOB: 2 E: 1 LOB: 2 E: 0 LOB: 0 E: 0 LOB: 0 E: 0 LOB: 2 K: 1 BB: 0 K: 3 BB: 0 K: 1 BB: 0 K: 0 BB: 1 K: 2 BB: 0 K: 0 BB: 0 K: 0 BB: 0 S: 8 P: 13 S: 14 P: 21 S: 9 P: 14 S: 26 P: 41 S: 12 P: 23 S: 9 P: 12 S: 12 P: 17 S: 9 P: 15										1B: 4 SF: 0 2B: 3 SAC: 0 3B: 0 DP: 0 HR: 0 HBP: 0	
<b>PITCHER</b> 50 John Danks, L (1, 1) 5.0 W 24 6 2 2 2 1 0 0 0 0 0 0 9 12 0.00 1.000 ERA: 2.37 46 Sergio Santos, R (6, 1) 1.0 H 4 1 0 0 1 0 0 0 0 0 0 0 9 12 0.00 1.000 ERA: 0.52 37 Matt Thornton, L (7, 1) 1.0 3 0 0 0 2 0 0 0 0 0 0 0 8 12 0.00 0.000 ERA: 2.0 40 J.J. Putz, R (8, 1) 1.0 3 0 0 0 0 0 0 0 0 0 0 0 12 17 0.00 0.000 ERA: 3.88 45 Bobby Jenks, R (9, 1) 1.0 5 0 0 0 0 1 0 0 0 0 0 0 9 15 0.00 1.000 ERA: 5.08										<b>PITCHER</b> IP WLS BF H R ER SO BB IBB HBP BLK WP HR S P ERA WHIP	

AB	R	H	RBI	BB	SO	LOB
5	0	0	0	0	0	6
5	0	0	0	0	2	3
4	0	0	0	1	1	4
4	1	1	1	0	0	2 1
4	1	1	1	0	0	1 2
4	0	1	0	0	0	4
4	0	0	1	0	1	2
4	0	2	1	0	1	0
2	0	2	0	2	0	0

Batter	1	2	3	4	5	6	7	8	9	AB	R	H	RBI	BB	SO	LOB	TOP					
1 Juan Pierre, L OBP: 0.314, SLG: 0.289										3	1	0	0	0	1	0	Chicago White Sox @ Cleveland Indians Progressive Field, Cleveland, OH Tue May 25 2010, 7:07 PM - 9:22 PM EDT Att: 14,441 - Partly Cloudy - 74 F					
10 Alexei Ramirez, R OBP: 0.274, SLG: 0.371										4	1	2	1	0	0	0						
51 Alex Rios, R OBP: 0.355, SLG: 0.577										4	0	1	0	0	0	2						
25 Andrew Jones, R OBP: 0.345, SLG: 0.529										4	1	1	1	0	1	1						
7 Mark Kotsay, L OBP: 0.311, SLG: 0.385										4	0	3	1	0	0	0						
20 Carlos Quentin, R OBP: 0.321, SLG: 0.384										4	0	1	0	0	0	2						
23 Mark Teahen, L OBP: 0.336, SLG: 0.355										3	0	0	0	0	1	2						
27 Ramon Castro, R OBP: 0.235, SLG: 0.133										3	0	0	0	0	2	0						
15 Gordon Beckham, R OBP: 0.294, SLG: 0.243										3	0	0	0	0	0	0						
<b>Inning Stats</b>	R: 0 E: 0 K: 1 S: 13	H: 0 LOB: 0 BB: 0 P: 15	R: 0 E: 0 K: 2 S: 12	H: 1 LOB: 1 BB: 0 P: 15	R: 0 E: 0 K: 1 S: 7	H: 0 LOB: 0 BB: 0 P: 11	R: 0 E: 0 K: 0 S: 5	H: 1 LOB: 0 BB: 0 P: 8	R: 0 E: 0 K: 0 S: 4	H: 0 LOB: 0 BB: 0 P: 7	R: 0 E: 0 K: 0 S: 5	H: 0 LOB: 0 BB: 0 P: 5	R: 2 E: 0 K: 0 S: 11	H: 4 LOB: 1 BB: 0 P: 16	R: 1 E: 0 K: 1 S: 12	H: 1 LOB: 1 BB: 0 P: 18	R: 0 E: 0 K: 0 S: 6	H: 1 LOB: 0 BB: 0 P: 11	1B: 2 2B: 6 3B: 0 HR: 0	SF: 0 SAC: 0 DP: 2 HBP: 1	WP: 0 PB: 0 CS: 0	PA: 33
<b>PITCHER</b>	IP WLS BF H R ER SO BB IBB HBP BLK WP HR S P ERA WHIP																					
51 Mitch Talbot, R ERA: 3.73	(1, 1)	7.0 W 25 6 2 2 4 0 0 0 0 0 0 0 57 77 2.57 0.857																				
54 Chris Perez, R ERA: 2.2	(8, 1)	1.0 5 1 1 1 1 0 0 1 0 0 0 0 12 18 9.00 1.000																				
34 Kerry Wood, R ERA: 11.37	(9, 1)	1.0 3 1 0 0 0 0 0 0 0 0 0 0 6 11 0.00 1.000																				

Batter	1	2	3	4	5	6	7	8	9	AB	R	H	RBI	BB	SO	LOB	BOTTOM					
4 Trevor Crowe, S OBP: 0.320, SLG: 0.348										4	0	0	0	0	1	0	Chicago White Sox @ Cleveland Indians Progressive Field, Cleveland, OH Tue May 25 2010, 7:07 PM - 9:22 PM EDT Att: 14,441 - Partly Cloudy - 74 F					
17 Shin-Soo Choo, L OBP: 0.412, SLG: 0.488										4	1	2	1	0	1	0						
48 Travis Hafner, L OBP: 0.396, SLG: 0.430										4	1	2	0	0	1	0						
26 Austin Kearns, R OBP: 0.374, SLG: 0.472										4	2	2	0	0	1	3						
33 Russell Bryanan, L OBP: 0.308, SLG: 0.425										3	1	1	1	1	0	3						
2 Jhonny Peralta, R OBP: 0.331, SLG: 0.408										4	1	2	1	0	1	1						
1 Luis Valbuena, L OBP: 0.286, SLG: 0.244										2	0	0	2	0	1	0						
30 Lou Marson, R OBP: 0.268, SLG: 0.245										3	0	0	1	0	1	1						
16 Jason Donald, R OBP: 0.300, SLG: 0.407										3	1	1	1	0	0	0						
<b>Inning Stats</b>	R: 0 E: 0 K: 0 S: 10	H: 2 LOB: 2 BB: 0 P: 14	R: 0 E: 0 K: 2 S: 11	H: 0 LOB: 0 BB: 0 P: 14	R: 3 E: 0 K: 1 S: 13	H: 4 LOB: 1 BB: 0 P: 20	R: 0 E: 0 K: 0 S: 7	H: 0 LOB: 0 BB: 0 P: 11	R: 0 E: 0 K: 2 S: 9	H: 0 LOB: 0 BB: 0 P: 17	R: 3 E: 0 K: 0 S: 18	H: 2 LOB: 0 BB: 1 P: 26	R: 0 E: 0 K: 1 S: 7	H: 0 LOB: 0 BB: 0 P: 12	R: 1 E: 0 K: 1 S: 11	H: 2 LOB: 1 BB: 0 P: 19	R: 1 E: 0 K: 0 S: 6	H: 2 LOB: 1 BB: 0 P: 11	1B: 6 2B: 2 3B: 0 HR: 2	SF: 2 SAC: 1 DP: 0 HBP: 0	WP: 1 PB: 0 SB: 0 CS: 0	PA: 35
<b>PITCHER</b>	IP WLS BF H R ER SO BB IBB HBP BLK WP HR S P ERA WHIP																					
44 Jake Peavy, R ERA: 6.05	(1, 1)	6.0 L 27 8 6 6 6 1 0 0 0 0 0 0 1 0 102 9.00 1.500																				
71 Scott Linebrink, R ERA: 3.63	(7, 1)	2.0 8 2 1 1 2 0 0 0 0 0 1 0 18 31 4.50 1.000																				

Batter	1	2	3	4	5	6	7	8	9	AB	R	H	RBI	BB	SO	LOB	TOP										
1 Juan Pierre, L OBP: 0.312, SLG: 0.292										5	1	1	0	0	0	3											
12 A.J. Pierzynski, L OBP: 0.294, SLG: 0.317										4	0	0	0	0	0	2											
51 Alex Rios, R OBP: 0.358, SLG: 0.572										3	2	1	0	1	0	0											
14 Paul Konerko, R OBP: 0.367, SLG: 0.584										4	1	1	1	0	0	1											
7 Mark Kotsay, L OBP: 0.318, SLG: 0.415										3	1	1	2	1	0	0											
20 Carlos Quentin, R OBP: 0.313, SLG: 0.373										4	0	0	0	0	1	3											
23 Mark Teahen, L OBP: 0.333, SLG: 0.352										4	0	1	2	0	0	1											
11 Omar Vizquel, S OBP: 0.260, SLG: 0.222										0	0	0	0	0	0	0											
10 Alexei Ramirez, R OBP: 0.273, SLG: 0.368										4	0	1	0	0	1	3											
15 Gordon Beckham, R OBP: 0.287, SLG: 0.237										4	0	0	0	0	2	3											
<b>Inning Stats</b>	R: 0 E: 0 K: 0 S: 6	H: 0 LOB: 0 BB: 0 P: 10	R: 0 E: 0 K: 0 S: 5	H: 0 LOB: 0 BB: 0 P: 6	R: 0 E: 0 K: 1 S: 5	H: 1 LOB: 0 BB: 0 P: 8	R: 3 E: 1 K: 1 S: 16	H: 3 LOB: 2 BB: 2 P: 29	R: 0 E: 0 K: 1 S: 8	H: 0 LOB: 0 BB: 0 P: 11	R: 2 E: 1 K: 0 S: 9	H: 2 LOB: 0 BB: 0 P: 16	R: 0 E: 0 K: 0 S: 7	H: 0 LOB: 0 BB: 0 P: 11	R: 0 E: 0 K: 2 S: 15	H: 0 LOB: 2 BB: 0 P: 19	1B: 4 2B: 1 3B: 0 HR: 1	SF: 0 SAC: 0 DP: 1 HBP: 0	WP: 1 PB: 0 CS: 0	PA: 37							
<b>PITCHER</b>	IP	WLS	BF	H	R	ER	SO	BB	IBB	HBP	BLK	WP	HR	S	P	ERA	WHIP										
37 Jake Westbrook, R ERA: 4.78	7.0	L	29	6	5	5	2	1	1	0	0	0	1	55	88	6.43	1.000										
31 Jamey Wright, R ERA: 4.92	1.0		3	0	0	0	0	0	0	0	0	0	0	7	11	0.00	0.000										
57 Hector Ambriz, R ERA: 4.05	1.0		5	0	0	0	2	0	0	0	0	1	0	15	19	0.00	0.000										

Chicago White Sox @ Cleveland Indians  
 Progressive Field, Cleveland, OH  
 Wed May 26 2010, 12:07 PM - 2:50 PM EDT  
 Att: 18,109 - Partly Cloudy - 74 F

AB	35
R	5
H	6
RBI	5
BB	2
SO	4
LOB	16



Batter	1	2	3	4	5	6	7	8	9	AB	R	H	RBI	BB	SO	LOB	BOTTOM										
4 Trevor Crowe, S OBP: 0.315, SLG: 0.340										4	0	1	0	0	0	1											
17 Shin-Soo Choo, L OBP: 0.412, SLG: 0.483										4	0	1	0	1	0	3											
26 Austin Kearns, R OBP: 0.375, SLG: 0.465										4	1	1	0	1	1	4											
33 Russell Branyan, L OBP: 0.313, SLG: 0.435										5	0	2	0	0	0	3											
2 Johnny Peralta, R OBP: 0.330, SLG: 0.413										3	1	1	1	0	0	2											
7 Matt LaPorta, R OBP: 0.272, SLG: 0.267										3	1	1	0	1	0	3											
1 Luis Valbuena, L OBP: 0.284, SLG: 0.244										4	1	1	0	0	1	4											
30 Lou Marson, R OBP: 0.261, SLG: 0.238										3	0	0	0	0	2	0											
48 Travis Hafner, L OBP: 0.400, SLG: 0.430										0	0	0	1	1	0	0											
16 Jason Donald, R OBP: 0.333, SLG: 0.433										3	0	2	0	0	1	0											
47 Shelley Duncan, R OBP: 0.714, SLG: 0.600										1	0	1	2	0	0	0											
<b>Inning Stats</b>	R: 0 E: 0 K: 0 S: 9	H: 1 LOB: 0 BB: 0 P: 16	R: 0 E: 0 K: 0 S: 7	H: 1 LOB: 0 BB: 0 P: 13	R: 0 E: 0 K: 1 S: 8	H: 2 LOB: 1 BB: 0 P: 11	R: 1 E: 0 K: 1 S: 10	H: 2 LOB: 1 BB: 0 P: 16	R: 0 E: 0 K: 0 S: 10	H: 1 LOB: 2 BB: 1 P: 12	R: 0 E: 0 K: 1 S: 11	H: 0 LOB: 0 BB: 1 P: 20	R: 0 E: 0 K: 1 S: 10	H: 0 LOB: 0 BB: 0 P: 14	R: 0 E: 0 K: 0 S: 9	H: 0 LOB: 0 BB: 0 P: 13	R: 3 E: 0 K: 1 S: 19	H: 3 LOB: 3 BB: 3 P: 36	1B: 9 2B: 3 3B: 0 HR: 0	SF: 1 SAC: 1 DP: 2 HBP: 0	WP: 0 PB: 0 CS: 0	PA: 40					
<b>PITCHER</b>	IP	WLS	BF	H	R	ER	SO	BB	IBB	HBP	BLK	WP	HR	S	P	ERA	WHIP										
56 Mark Buehrle, L ERA: 4.38	2.1		9	3	0	0	1	0	0	0	0	0	0	21	35	0.00	1.286										
67 Randy Williams, L ERA: 5.82	0.2		4	3	1	1	0	0	0	0	1	0	0	7	13	13.50	4.500										
57 Ramon Pena, R ERA: 4.21	4.0	W	15	2	0	0	3	1	0	0	0	0	0	37	54	0.00	0.750										
37 Matt Thornton, L ERA: 1.89	1.0		3	0	0	0	0	0	0	0	0	0	0	9	13	0.00	0.000										
45 Bobby Jenks, R ERA: 6.35	1.0		9	3	3	3	1	2	1	0	0	0	0	19	36	27.00	5.000										

Chicago White Sox @ Cleveland Indians  
 Progressive Field, Cleveland, OH  
 Wed May 26 2010, 12:07 PM - 2:50 PM EDT  
 Att: 18,109 - Partly Cloudy - 74 F

AB	34
R	4
H	11
RBI	4
BB	4
SO	5
LOB	20



Batter	1	2	3	4	5	6	7	8	9	AB	R	H	RBI	BB	SO	LOB	TOP								
4 Trevor Crowe, S OBP: 0.293, SLG: 0.315										4	0	0	0	0	2	1									
17 Shin-Soo Choo, L OBP: 0.404, SLG: 0.472										4	0	0	0	0	1	0									
48 Travis Hafner, L OBP: 0.396, SLG: 0.420										3	1	0	0	1	2	0									
26 Austin Kearns, R OBP: 0.372, SLG: 0.458										4	0	1	0	0	2	0									
33 Russell Branyan, L OBP: 0.320, SLG: 0.472										4	1	2	1	0	1	2									
2 Jhonny Peralta, R OBP: 0.326, SLG: 0.415										4	0	1	1	0	0	1									
1 Luis Valbuena, L OBP: 0.274, SLG: 0.234										4	0	0	0	0	3	3									
52 Mike Redmond, R OBP: 0.280, SLG: 0.319										3	0	1	0	0	0	0									
16 Jason Donald, R OBP: 0.333, SLG: 0.455										3	0	1	0	0	0	1									
<b>Inning Stats</b>	R: 0 E: 0 K: 3 S: 13	H: 0 LOB: 0 BB: 0 P: 18	R: 0 E: 0 K: 2 S: 8	H: 0 LOB: 0 BB: 0 P: 11	R: 0 E: 0 K: 0 S: 14	H: 1 LOB: 1 BB: 0 P: 18	R: 1 E: 0 K: 1 S: 14	H: 2 LOB: 2 BB: 1 P: 22	R: 0 E: 0 K: 0 S: 7	H: 0 LOB: 0 BB: 0 P: 10	R: 0 E: 0 K: 1 S: 8	H: 0 LOB: 0 BB: 0 P: 10	R: 1 E: 0 K: 1 S: 12	H: 2 LOB: 1 BB: 0 P: 20	R: 0 E: 0 K: 1 S: 8	H: 0 LOB: 0 BB: 0 P: 11	R: 0 E: 0 K: 2 S: 14	H: 1 LOB: 1 BB: 0 P: 19	1B: 3 2B: 2 3B: 0 HR: 1	SF: 0 SAC: 0 DP: 0 HBP: 0	WP: 0 PB: 0 SB: 0 CS: 0	PA: 34			
<b>PITCHER</b>	IP WLS BF H R ER SO BB IBB HBP BLK WP HR S P ERA WHIP	7.0 W 27 5 2 2 8 1 0 0 0 0 1 76 109 2.57 0.857	1.0 3 0 0 0 1 0 0 0 0 0 0 8 11 0.00 0.000	1.0 4 1 0 0 2 0 0 0 0 0 0 14 19 0.00 1.000																					

Cleveland Indians @ New York Yankees  
Yankee Stadium, Bronx, NY  
Fri May 28 2010, 7:10 PM - 10:14 PM EDT  
Att: 44,634 - Cloudy - 65 F


AB 33  
R 2  
H 6  
RBI 2  
BB 1  
SO 11  
LOB 8



Batter	1	2	3	4	5	6	7	8	9	AB	R	H	RBI	BB	SO	LOB	BOTTOM						
2 Derek Jeter, R OBP: 0.330, SLG: 0.416										4	1	2	0	1	1	0							
26 Kevin Russo, R OBP: 0.286, SLG: 0.350										0	0	0	0	0	0	0							
14 Curtis Granderson, L OBP: 0.326, SLG: 0.396										3	1	1	0	1	0	1							
25 Mark Teixeira, S OBP: 0.332, SLG: 0.378										3	2	1	0	2	0	3							
24 Robinson Cano, L OBP: 0.398, SLG: 0.596										4	3	3	4	1	0	2							
33 Nick Swisher, S OBP: 0.385, SLG: 0.549										4	1	2	2	0	1	3							
53 Juan Miranda, L OBP: 0.308, SLG: 0.471										3	0	1	1	1	0	1							
11 Brett Gardner, L OBP: 0.367, SLG: 0.377										3	0	1	1	0	0	1							
19 Ramiro Pena, S OBP: 0.222, SLG: 0.214										4	0	0	0	0	1	5							
17 Chad Moeller, R OBP: 0.250, SLG: 0.500										4	0	1	0	0	1	2							
<b>Inning Stats</b>	R: 0 E: 0 K: 1 S: 7	H: 0 LOB: 0 BB: 0 P: 12	R: 2 E: 0 K: 0 S: 12	H: 3 LOB: 0 BB: 0 P: 18	R: 0 E: 0 K: 1 S: 10	H: 1 LOB: 2 BB: 1 P: 19	R: 0 E: 0 K: 0 S: 8	H: 0 LOB: 0 BB: 0 P: 13	R: 0 E: 0 K: 0 S: 12	H: 1 LOB: 1 BB: 0 P: 14	R: 2 E: 0 K: 1 S: 18	H: 2 LOB: 2 BB: 2 P: 31	R: 4 E: 0 K: 0 S: 16	H: 4 LOB: 1 BB: 1 P: 30	R: 0 E: 0 K: 1 S: 9	H: 1 LOB: 3 BB: 2 P: 24	1B: 8 2B: 2 3B: 0 HR: 2	SF: 1 SAC: 0 DP: 3 HBP: 2	WP: 0 PB: 0 SB: 1 CS: 0	PA: 41			
<b>PITCHER</b>	IP WLS BF H R ER SO BB IBB HBP BLK WP HR S P ERA WHIP	6.0 L 27 7 4 4 3 3 0 0 0 0 1 9 16 6.00 1.667	0.0 5 3 4 4 0 1 0 1 0 0 1 9 16 0.00 3.26	1.0 3 1 0 0 0 0 0 0 0 0 0 7 14 0.00 1.000	1.0 6 1 0 0 1 2 0 1 0 0 0 9 24 0.00 3.000																		

Cleveland Indians @ New York Yankees  
Yankee Stadium, Bronx, NY  
Fri May 28 2010, 7:10 PM - 10:14 PM EDT  
Att: 44,634 - Cloudy - 65 F

AB 32  
R 8  
H 12  
RBI 8  
BB 6  
SO 4  
LOB 18



Batter	1	2	3	4	5	6	7	8	9	AB	R	H	RBI	BB	SO	LOB	TOP										
<b>4 Trevor Crowe, S</b> (1, 8) OBP: 0.328, SLG: 0.328	F9		G4-3				HBP		BB	4	2	2	1	1	0	1	Cleveland Indians @ New York Yankees Yankee Stadium, Bronx, NY Sat May 29 2010, 1:09 PM - 5:30 PM EDT Att: 46,599 - Partly Cloudy - 74 F										
<b>17 Shin-Soo Choo, L</b> (1, 9) OBP: 0.393, SLG: 0.456	G3		L8	G1-3			F7		F7	6	0	0	0	0	1	4											
<b>26 Austin Kearns, R</b> (1, 7) OBP: 0.379, SLG: 0.463	P4		12 1B	1B			2 2B	G4-3		5	2	3	2	0	0	0											
<b>2 Johnny Peralta, R</b> (1, 5) OBP: 0.330, SLG: 0.407	K		7 2B	G4-3			7 2B	12 1B	K	3	2	0	0	2	2	1											
<b>47 Shelley Duncan, R</b> (1, 10) OBP: 0.500, SLG: 0.375	P5		K				P4	F8		3	0	0	0	0	1	2											
<b>33 Russell Bryan, L</b> (7, PH) OBP: 0.324, SLG: 0.505			K				F8		HR	2	1	1	1	0	0	2											
<b>12 Mark Grudzielanski, R</b> (1, 4) OBP: 0.337, SLG: 0.274	G4-3		7 2B				G6-3	7 2B		4	2	2	2	0	0	0											
<b>7 Matt LaPorta, R</b> (1, 3) OBP: 0.286, SLG: 0.278			1B				30 2B	7 2B	HBP	3	2	1	2	2	0	1											
<b>30 Lou Marson, R</b> (1, 2) OBP: 0.275, SLG: 0.282			16 2B	K			30 2B	16 2B	P3	5	1	3	3	0	1	1											
<b>16 Jason Donald, R</b> (1, 6) OBP: 0.317, SLG: 0.447	G6-3		G6-3	K			16 2B	4 1B	G4-3	5	1	1	2	0	3	2											
<b>Inning Stats</b>	R: 0 E: 0 K: 0 S: 8	H: 0 LOB: 0 BB: 0 P: 11	R: 0 E: 0 K: 1 S: 7	H: 0 LOB: 0 BB: 0 P: 9	R: 0 E: 0 K: 0 S: 8	H: 1 LOB: 1 BB: 0 P: 11	R: 3 E: 0 K: 2 S: 21	H: 3 LOB: 1 BB: 1 P: 31	R: 1 E: 0 K: 1 S: 18	H: 2 LOB: 1 BB: 0 P: 27	R: 1 E: 0 K: 1 S: 16	H: 1 LOB: 1 BB: 1 P: 24	R: 7 E: 0 K: 1 S: 23	H: 5 LOB: 2 BB: 2 P: 42	R: 1 E: 0 K: 1 S: 10	H: 1 LOB: 1 BB: 0 P: 17	R: 0 E: 0 K: 1 S: 12	H: 0 LOB: 1 BB: 1 P: 18	1B: 7 2B: 5 3B: 0 HR: 1	SF: 0 SAC: 0 DP: 0 HBP: 2	WP: 1 PB: 0 SB: 1 CS: 0	PA: 47					
<b>PITCHER</b>	IP	WLS	BF	H	R	ER	SO	BB	IBB	HBP	BLK	WP	HR	S	P	ERA	WHIP										
<b>52 CC Sabathia, L</b> (1, 1) ERA: 4.18	6.0		27	7	5	5	5	2	0	0	0	1	0	78	113	7.50	1.500										
<b>30 David Robertson, R</b> (7, 1) ERA: 7.31	0.1		3	1	2	2	0	0	0	1	0	0	0	5	7	54.00	3.000										
<b>45 Sergio Mitre, R</b> (7, 1) ERA: 3.13	0.0		1	0	0	0	0	1	0	0	0	0	0	4													
<b>43 Damaso Marte, L</b> (7, 1) ERA: 3.6	0.1	H	1	0	0	0	0	0	0	0	0	0	0	3	6	0.00	0.000										
<b>62 Joba Chamberlain, R</b> (7, 1) ERA: 5.82	0.1	L	6	4	5	5	1	1	0	0	0	0	0	15	25	135.00	15.000										
<b>2 Derek Jeter, R</b> (1, 6) OBP: 0.339, SLG: 0.425	25 F8 13 SF9 13 1B		K				25 HBP 24 2B	33 1B					33 1B								5	3	3	1	1	1	1
<b>33 Nick Swisher, S</b> (1, 9) OBP: 0.394, SLG: 0.557	24 1B		13 2B				25 HBP 24 2B	13 1B					13 1B								5	2	3	1	1	2	1
<b>25 Mark Teixeira, S</b> (1, 3) OBP: 0.333, SLG: 0.372	F8		13 2B 24 SF8				24 2B 17 1B						P5								3	2	0	1	1	0	4
<b>13 Alex Rodriguez, R</b> (1, 5) OBP: 0.368, SLG: 0.472	SF9		13 2B				24 2B 17 1B														4	0	2	3	0	1	3
<b>24 Robinson Cano, L</b> (1, 4) OBP: 0.403, SLG: 0.604			SF8				17 1B						G4-3								4	1	3	3	0	0	2
<b>38 Marcus Thames, R</b> (1, 10) OBP: 0.443, SLG: 0.484			G6-3				17 1B														3	0	0	0	1	2	3
<b>53 Juan Miranda, L</b> (8, PH) OBP: 0.300, SLG: 0.457	K		G6-3				17 1B						K								1	0	0	0	0	1	1
<b>17 Francisco Cervelli, R</b> (1, 2) OBP: 0.400, SLG: 0.406	F9												G6-3								5	0	1	2	0	1	0
<b>26 Kevin Russo, R</b> (1, 7) OBP: 0.280, SLG: 0.333	G6-3																				4	1	1	0	0	0	2
<b>14 Curtis Granderson, L</b> (9, PH) OBP: 0.333, SLG: 0.386																					0	1	0	0	1	0	0
<b>11 Brett Gardner, L</b> (1, 8) OBP: 0.373, SLG: 0.373	F8																				2	1	0	0	3	0	1
<b>Inning Stats</b>	R: 1 E: 0 K: 1 S: 12	H: 3 LOB: 2 BB: 0 P: 20	R: 0 E: 0 K: 0 S: 8	H: 0 LOB: 0 BB: 0 P: 15	R: 2 E: 0 K: 1 S: 10	H: 2 LOB: 1 BB: 1 P: 21	R: 6 E: 1 K: 2 S: 28	H: 3 LOB: 4 BB: 1 P: 56	R: 1 E: 0 K: 0 S: 16	H: 3 LOB: 2 BB: 1 P: 28	R: 0 E: 0 K: 1 S: 8	H: 0 LOB: 0 BB: 0 P: 12	R: 0 E: 0 K: 1 S: 12	H: 0 LOB: 0 BB: 1 P: 21	R: 0 E: 0 K: 1 S: 11	H: 1 LOB: 1 BB: 0 P: 13	R: 1 E: 0 K: 1 S: 15	H: 1 LOB: 1 BB: 1 P: 26	1B: 9 2B: 4 3B: 0 HR: 0	SF: 2 SAC: 0 DP: 1 HBP: 1	WP: 0 PB: 0 SB: 0 CS: 0	PA: 47					
<b>PITCHER</b>	IP	WLS	BF	H	R	ER	SO	BB	IBB	HBP	BLK	WP	HR	S	P	ERA	WHIP										
<b>28 David Huff, L</b> (1, 1) ERA: 5.54	2.1		13	5	3	3	2	1	0	0	0	0	0	27	50	11.57	2.571										
<b>32 Aaron Laffey, L</b> (3, 1) ERA: 5.61	1.1		10	2	6	6	2	3	0	1	0	0	0	23	49	40.50	3.750										
<b>57 Hector Ambriz, R</b> (4, 1) ERA: 4.3	1.1		9	4	1	1	0	2	0	0	0	0	0	24	41	6.75	4.500										
<b>53 Rafael Perez, L</b> (6, 1) ERA: 6.0	1.0	W	3	0	0	0	1	0	0	0	0	0	0	8	12	0.00	0.000										
<b>54 Chris Perez, R</b> (7, 1) ERA: 1.96	2.0	H	7	1	0	0	2	1	0	0	0	0	0	23	34	0.00	1.000										



Batter	1	2	3	4	5	6	7	8	9	AB	R	H	RBI	BB	SO	LOB	TOP										
4 Trevor Crowe, S OBP: 0.338, SLG: 0.355	F7		17 CS 2H 1B			48 G3-1 2B	B3			4	0	2	1	0	0	1	Cleveland Indians @ New York Yankees Yankee Stadium, Bronx, NY Sun May 30 2010, 1:10 PM - 3:57 PM EDT Att: 45,706 - Partly Cloudy - 80 F										
17 Shin-Soo Choo, L OBP: 0.385, SLG: 0.446	G3		G4-3			K		G5-3		4	0	0	0	0	1	2											
48 Travis Hafner, L OBP: 0.393, SLG: 0.415				G1-3		G3-1		K		4	0	1	0	0	1	1											
26 Austin Kearns, R OBP: 0.376, SLG: 0.453						K		K		3	0	0	0	0	3	2											
33 Russell Branyan, L OBP: 0.311, SLG: 0.484		G4-3		K			P6		K	4	0	0	0	0	2	1											
2 Jhonny Peralta, R OBP: 0.323, SLG: 0.398		K		F9			K		K	4	0	0	0	0	3	1											
1 Luis Valbuena, L OBP: 0.274, SLG: 0.227						F8		G1-3		3	1	0	0	0	0	0											
30 Lou Marson, R OBP: 0.276, SLG: 0.283			16 SH1-4 4 1B			F9		E6		3	2	1	0	0	0	0											
16 Jason Donald, R OBP: 0.326, SLG: 0.500			SH1-4			L4				2	0	1	1	0	0	0											
																	AB 31 R 3 H 5 RBI 2 BB 0 SO 10 LOB 8										
Inning Stats	R: 0 E: 0 K: 1 S: 10	H: 1 LOB: 1 BB: 0 P: 14	R: 0 E: 0 K: 1 S: 6	H: 0 LOB: 0 BB: 0 P: 10	R: 1 E: 0 K: 0 S: 10	H: 2 LOB: 0 BB: 0 P: 17	R: 0 E: 0 K: 1 S: 7	H: 0 LOB: 1 BB: 0 P: 14	R: 0 E: 0 K: 2 S: 10	H: 1 LOB: 1 BB: 0 P: 17	R: 2 E: 1 K: 1 S: 14	H: 1 LOB: 0 BB: 0 P: 22	R: 0 E: 0 K: 2 S: 7	H: 0 LOB: 0 BB: 0 P: 11	R: 0 E: 0 K: 2 S: 9	H: 0 LOB: 0 BB: 0 P: 14		1B: 3 2B: 1 3B: 1 HR: 0	SF: 0 SAC: 1 DP: 0 HBP: 2	WP: 0 PB: 0 SB: 1 CS: 1	PA: 34						
PITCHER	IP	WLS	BF	H	R	ER	SO	BB	IBB	HBP	BLK	WP	HR	S	P	ERA	WHIP	PITCHER									
34 A.J. Burnett, R ERA: 3.28	8.0	W	31	5	3	1	8	0	0	0	0	0	0	71	115	1.12	0.625										
42 Mariano Rivera, R ERA: 1.65	1.0		3	0	0	0	2	0	0	0	0	0	0	9	14	0.00	0.000										

Batter	1	2	3	4	5	6	7	8	9	AB	R	H	RBI	BB	SO	LOB	BOTTOM										
2 Derek Jeter, R OBP: 0.340, SLG: 0.425	14 FC5-4 1B		G5-3			K		G4-3		5	1	2	2	0	1	1	Cleveland Indians @ New York Yankees Yankee Stadium, Bronx, NY Sun May 30 2010, 1:10 PM - 3:57 PM EDT Att: 45,706 - Partly Cloudy - 80 F										
14 Curtis Granderson, L OBP: 0.330, SLG: 0.991	FC5-4		G4-3			G3				4	1	1	0	0	0	1											
25 Mark Teixeira, S OBP: 0.336, SLG: 0.390	F9					G4-3				4	1	2	3	0	0	1											
13 Alex Rodriguez, R OBP: 0.366, SLG: 0.464			G5-3		24 2B					3	0	0	0	1	1	2											
24 Robinson Canó, L OBP: 0.405, SLG: 0.607		G3				F8				4	1	2	0	0	0	1											
33 Nick Swisher, S OBP: 0.397, SLG: 0.556			G3-1			K2-3				4	2	2	0	0	1	2											
53 Juan Miranda, L OBP: 0.318, SLG: 0.487						K				4	0	2	1	0	1	3											
11 Brett Gardner, L OBP: 0.371, SLG: 0.370						G1-3				4	1	1	0	0	1	3											
17 Chad Moeller, R OBP: 0.167, SLG: 0.333										2	0	0	0	0	2	0											
17 Francisco Cervelli, R OBP: 0.353, SLG: 0.462										1	0	0	1	0	1	2											
																	AB 35 R 7 H 12 RBI 7 BB 1 SO 8 LOB 16										
Inning Stats	R: 0 E: 0 K: 0 S: 9	H: 1 LOB: 1 BB: 0 P: 16	R: 0 E: 0 K: 1 S: 11	H: 1 LOB: 0 BB: 0 P: 16	R: 0 E: 0 K: 1 S: 8	H: 0 LOB: 0 BB: 0 P: 11	R: 0 E: 0 K: 3 S: 13	H: 2 LOB: 2 BB: 0 P: 18	R: 0 E: 0 K: 2 S: 8	H: 0 LOB: 0 BB: 0 P: 11	R: 0 E: 0 K: 0 S: 6	H: 0 LOB: 1 BB: 1 P: 13	R: 5 E: 0 K: 1 S: 19	H: 5 LOB: 0 BB: 0 P: 29	R: 2 E: 0 K: 0 S: 12	H: 3 LOB: 1 BB: 0 P: 17		1B: 8 2B: 3 3B: 0 HR: 1	SF: 1 SAC: 0 DP: 0 HBP: 0	WP: 0 PB: 0 SB: 1 CS: 0	PA: 37						
PITCHER	IP	WLS	BF	H	R	ER	SO	BB	IBB	HBP	BLK	WP	HR	S	P	ERA	WHIP	PITCHER									
63 Justin Masterson, R ERA: 5.87	6.2		28	7	3	3	8	1	0	0	0	0	0	66	103	4.05	1.200										
49 Tony Sipp, L ERA: 4.12	0.1	L	3	2	2	2	0	0	0	0	0	0	1	8	11	54.00	6.000										
50 Jensen Lewis, R ERA: 3.97	1.0		6	3	2	2	0	0	0	0	0	0	0	12	17	18.00	3.000										

Batter	1	2	3	4	5	6	7	8	9	AB	R	H	RBI	BB	SO	LOB	TOP						
4 Trevor Crowe, S OBP: 0.319, SLG: 0.333										4	0	0	0	0	1	0							
12 Mark Grudzielanek, R OBP: 0.343, SLG: 0.263										4	0	2	0	0	0	0							
26 Austin Kearns, R OBP: 0.366, SLG: 0.441										4	0	0	0	0	1	2							
48 Travis Hafner, L OBP: 0.390, SLG: 0.407										3	1	0	0	1	2	2							
2 Jhonny Peralta, R OBP: 0.327, SLG: 0.418										4	1	2	1	0	0	0							
47 Shelley Duncan, R OBP: 0.429, SLG: 0.333										4	0	1	1	0	1	0							
7 Matt LaPorta, R OBP: 0.285, SLG: 0.277										4	0	1	0	0	1	2							
30 Lou Marson, R OBP: 0.270, SLG: 0.276										3	0	0	0	0	1	1							
16 Jason Donald, R OBP: 0.304, SLG: 0.465										3	0	0	0	0	1	1							
Inning Stats	R: 0 E: 0 K: 1 S: 9	H: 1 LOB: 1 BB: 0 P: 12	R: 1 E: 0 K: 1 S: 13	H: 2 LOB: 1 BB: 0 P: 20	R: 0 E: 0 K: 1 S: 11	H: 1 LOB: 1 BB: 0 P: 15	R: 0 E: 0 K: 0 S: 5	H: 0 LOB: 0 BB: 0 P: 10	R: 0 E: 0 K: 1 S: 8	H: 0 LOB: 0 BB: 0 P: 15	R: 0 E: 0 K: 1 S: 5	H: 0 LOB: 0 BB: 0 P: 7	R: 0 E: 0 K: 0 S: 7	H: 0 LOB: 0 BB: 0 P: 11	R: 0 E: 0 K: 1 S: 9	H: 0 LOB: 0 BB: 0 P: 14	R: 1 E: 0 K: 2 S: 19	H: 2 LOB: 2 BB: 1 P: 30	1B: 5 2B: 0 3B: 0 HR: 1	SF: 0 SAC: 0 DP: 0 HBP: 0	WP: 0 PB: 0 SB: 0 CS: 0	PA: 34	
PITCHER	IP	WLS	BF	H	R	ER	SO	BB	IBB	HBP	BLK	WP	HR	S	P	ERA	WHIP						
46 Andy Pettitte, L ERA: 2.48	7.0	W	25	4	1	1	5	0	0	0	0	0	1	58	90	1.29	0.571						
61 Chan Ho Park, R ERA: 7.43	2.0		9	2	1	1	3	1	0	0	0	0	0	28	44	4.50	1.500						
61 Chan Ho Park, R ERA: 7.43	2.0		9	2	1	1	3	1	0	0	0	0	0	28	44	4.50	1.500						

Cleveland Indians @ New York Yankees  
Yankee Stadium, Bronx, NY  
Mon May 31 2010, 1:10 PM - 4:17 PM EDT  
Att. 44,976 - Sunny - 80 F

AB 33  
R 2  
H 6  
RBI 2  
BB 1  
SO 8  
LOB 8



Batter	1	2	3	4	5	6	7	8	9	AB	R	H	RBI	BB	SO	LOB	BOTTOM						
2 Derek Jeter, R OBP: 0.347, SLG: 0.428										3	0	2	0	0	0	0							
19 Ramiro Pena, S OBP: 0.239, SLG: 0.233										1	2	1	0	0	0	0							
14 Curtis Granderson, L OBP: 0.333, SLG: 0.462										5	2	2	0	0	2	5							
25 Mark Teixeira, S OBP: 0.339, SLG: 0.387										4	2	1	0	1	0	2							
61 Chan Ho Park, R ERA: 7.43										0	0	0	0	0	0	0							
13 Alex Rodriguez, R OBP: 0.376, SLG: 0.492										4	1	3	6	0	1	0							
26 Kevin Russo, R OBP: 0.260, SLG: 0.333										0	1	0	0	0	0	0							
24 Robinson Cano, L OBP: 0.405, SLG: 0.617										5	1	2	3	0	0	3							
33 Nick Swisher, S OBP: 0.397, SLG: 0.563										5	2	2	0	0	2	2							
53 Juan Miranda, L OBP: 0.306, SLG: 0.455										5	0	1	0	0	0	3							
17 Francisco Cervelli, R OBP: 0.388, SLG: 0.400										3	0	1	1	0	0	1							
11 Brett Gardner, L OBP: 0.378, SLG: 0.379										4	0	3	1	0	0	1							
Inning Stats	R: 1 E: 1 K: 0 S: 8	H: 2 LOB: 2 BB: 0 P: 17	R: 0 E: 0 K: 2 S: 15	H: 2 LOB: 3 BB: 0 P: 27	R: 0 E: 0 K: 1 S: 9	H: 0 LOB: 0 BB: 0 P: 13	R: 1 E: 0 K: 0 S: 11	H: 2 LOB: 0 BB: 0 P: 18	R: 0 E: 0 K: 0 S: 6	H: 1 LOB: 2 BB: 0 P: 12	R: 0 E: 0 K: 0 S: 3	H: 0 LOB: 0 BB: 0 P: 5	R: 6 E: 0 K: 0 S: 27	H: 7 LOB: 1 BB: 1 P: 50	R: 3 E: 0 K: 2 S: 16	H: 4 LOB: 2 BB: 0 P: 25	1B: 12 2B: 4 3B: 0 HR: 2	SF: 1 SAC: 0 DP: 0 HBP: 2	WP: 1 PB: 0 SB: 0 CS: 2	PA: 44			
PITCHER	IP	WLS	BF	H	R	ER	SO	BB	IBB	HBP	BLK	WP	HR	S	P	ERA	WHIP						
51 Mitch Talbot, R ERA: 3.78	6.1	L	28	5	3	3	3	0	0	2	0	0	0	56	99	4.26	1.421						
53 Rafael Perez, L ERA: 7.2	0.0		2	1	0	0	0	0	1	0	0	0	0	3	9								
54 Chris Perez, R ERA: 3.44	0.0		3	3	4	4	0	0	0	0	0	0	0	2	12								
31 Jamey Wright, R ERA: 5.48	1.2		10	5	4	4	2	0	0	0	0	0	0	24	38	21.60	3.000						

Cleveland Indians @ New York Yankees  
Yankee Stadium, Bronx, NY  
Mon May 31 2010, 1:10 PM - 4:17 PM EDT  
Att. 44,976 - Sunny - 80 F

AB 39  
R 11  
H 18  
RBI 11  
BB 1  
SO 5  
LOB 17



Batter	1	2	3	4	5	6	7	8	9	AB	R	H	RBI	BB	SO	LOB	TOP			
4 Trevor Crowe, S (1, 8) OBP: 0.312, SLG: 0.324	F9		F7			B3	1B		G4-3	5	0	1	0	0	0	1				
17 Shin-Soo Choo, L (1, 9) OBP: 0.386, SLG: 0.458	G3		F7			HR	F8		BB	4	1	1	1	1	0	3				
26 Austin Kearns, R (1, 7) OBP: 0.367, SLG: 0.432	G6-3			BB				P5	K	3	0	0	0	2	1	1				
48 Travis Hafner, L (1, 10) OBP: 0.387, SLG: 0.399	F8	F8	F7	BB		K		33 F9 12 1B HBP		3	1	0	0	0	1	2				
2 Johnny Peralta, R (1, 5) OBP: 0.330, SLG: 0.420	33 G4-6-3 1B		G4-3			F9		12 1B 1B		4	0	2	0	0	0	2				
33 Russell Branyan, L (1, 3) OBP: 0.305, SLG: 0.505	G4-6-3				HR		G3-1	F9		4	1	1	1	0	0	3				
12 Mark Grudzielanek, R (1, 4) OBP: 0.349, SLG: 0.291	G6-3		F9					4 1B 16 1B 30 FC6-4 1B		4	0	2	1	0	0	0				
30 Lou Marson, R (1, 2) OBP: 0.262, SLG: 0.267	P3				G5-3	F9		F9 FC6-4		4	0	0	0	0	0	3				
16 Jason Donald, R (1, 6) OBP: 0.320, SLG: 0.511			G4-3		G4-3			4 1B 1B	K	4	0	2	0	0	1	0				
<b>Inning Stats</b>	R: 0 E: 0 K: 0 S: 8	H: 0 LOB: 0 BB: 0 P: 13	R: 0 E: 0 K: 0 S: 4	H: 1 LOB: 0 BB: 0 P: 5	R: 0 E: 0 K: 0 S: 8	H: 1 LOB: 0 BB: 0 P: 10	R: 0 E: 0 K: 0 S: 10	H: 0 LOB: 1 BB: 1 P: 16	R: 1 E: 0 K: 1 S: 9	H: 1 LOB: 0 BB: 1 P: 16	R: 0 E: 0 K: 0 S: 9	H: 3 LOB: 3 BB: 0 P: 11	R: 1 E: 0 K: 2 S: 11	H: 2 LOB: 2 BB: 1 P: 16	R: 0 E: 0 K: 2 S: 11	H: 0 LOB: 1 BB: 1 P: 16	1B: 6 2B: 0 3B: 1 HR: 2	SF: 0 SAC: 0 DP: 1 HBP: 1	WP: 0 PB: 0 SB: 0 CS: 0	PA: 39
<b>PITCHER</b>	IP WLS BF H R ER SO BB IBB HBP BLK WP HR S P ERA WHIP																			
38 Jeremy Bonderman, R (1, 1) ERA: 3.72	8.0 L 35 9 3 3 1 2 0 0 1 0 0 2 67 100 3.38 1.375																			
49 Eddie Bonine, R (9, 1) ERA: 1.8	1.0 4 0 0 0 2 1 0 0 0 0 0 0 11 16 0.00 1.000																			

Cleveland Indians @ Detroit Tigers  
Comerica Park, Detroit, MI  
Tue Jun 01 2010, 7:07 PM - 9:41 PM EDT  
Att: 19,446 - Clear - 79 F

AB 35  
R 3  
H 9  
RBI 3  
BB 3  
SO 3  
LOB 15



Batter	1	2	3	4	5	6	7	8	9	AB	R	H	RBI	BB	SO	LOB	BOTTOM			
14 Austin Jackson, R (1, 8) OBP: 0.373, SLG: 0.436	G6-3		G6-3		G5-3			G4-3		4	0	0	0	0	0	1				
18 Johnny Damon, L (1, 7) OBP: 0.382, SLG: 0.422	L9		2B			F8		BB		3	0	1	0	1	0	0				
30 Magglio Ordonez, R (1, 9) OBP: 0.395, SLG: 0.470	G5-3		F9			P4		P5		4	0	0	0	0	0	3				
24 Miguel Cabrera, R (1, 3) OBP: 0.421, SLG: 0.658		26 G3-1 9 1B 2B				F8		G4-3		4	1	2	0	0	0	0				
26 Brennan Boesch, L (1, 10) OBP: 0.356, SLG: 0.564	G3-1		9 G4-3 HBP			P6		K		3	0	0	0	0	1	1				
9 Carlos Guillen, S (1, 4) OBP: 0.348, SLG: 0.425			G4-3		G4-3	K		E3 15 DJ 13 1B		4	1	1	1	0	1	1				
15 Brandon Inge, R (1, 5) OBP: 0.304, SLG: 0.418		12 G6-4-3 1B	G4-3		G4-3	L8		13 1B BB		3	0	1	0	1	0	1				
12 Gerald Laird, R (1, 2) OBP: 0.238, SLG: 0.234		G6-4-3			G6-3			39 FC4-6 14 G4-3 HBP		2	0	0	0	0	0	2				
32 Don Kelly, L (8, PH) ERA: 3.58										0	0	0	0	0	0	0				
13 Alex Avila, L (9, 2) OBP: 0.282, SLG: 0.307										1	0	1	1	0	0	0				
39 Ramon Santiago, S (1, 6) OBP: 0.352, SLG: 0.291			P6		L7			FC4-6 14 G4-3 HBP	F7	4	0	0	0	0	3					
<b>Inning Stats</b>	R: 0 E: 0 K: 0 S: 12	H: 3 LOB: 1 BB: 0 P: 18	R: 1 E: 0 K: 0 S: 12	H: 3 LOB: 1 BB: 0 P: 16	R: 0 E: 0 K: 0 S: 8	H: 1 LOB: 1 BB: 0 P: 12	R: 0 E: 0 K: 0 S: 6	H: 1 LOB: 0 BB: 0 P: 12	R: 0 E: 0 K: 1 S: 5	H: 0 LOB: 0 BB: 0 P: 5	R: 0 E: 0 K: 1 S: 9	H: 0 LOB: 0 BB: 0 P: 13	R: 0 E: 1 K: 0 S: 11	H: 0 LOB: 2 BB: 1 P: 24	R: 1 E: 1 K: 1 S: 19	H: 1 LOB: 2 BB: 1 P: 30	1B: 4 2B: 2 3B: 0 HR: 0	SF: 0 SAC: 0 DP: 1 HBP: 2	WP: 0 PB: 0 SB: 0 CS: 0	PA: 36
<b>PITCHER</b>	IP WLS BF H R ER SO BB IBB HBP BLK WP HR S P ERA WHIP																			
37 Jake Westbrook, R (1, 1) ERA: 4.36	7.2 W 29 5 1 1 1 1 1 0 2 0 0 0 68 106 1.17 0.783																			
54 Chris Perez, R (8, 1) ERA: 3.58	0.1 H 1 0 0 0 0 0 0 0 0 0 0 2 4 0.00 0.000																			
34 Kerry Wood, R (9, 1) ERA: 9.72	1.0 S 6 1 1 0 1 1 0 0 0 0 0 0 19 30 0.00 2.000																			

Cleveland Indians @ Detroit Tigers  
Comerica Park, Detroit, MI  
Tue Jun 01 2010, 7:07 PM - 9:41 PM EDT  
Att: 19,446 - Clear - 79 F


AB 32  
R 2  
H 6  
RBI 2  
BB 2  
SO 2  
LOB 12



Batter	1	2	3	4	5	6	7	8	9	AB	R	H	RBI	BB	SO	LOB	TOP
4 Trevor Crowe, S OBP: 0.296, SLG: 0.307	F8			G3			G4-3		G5-3	4	0	0	0	0	0	1	
17 Shin-Soo Choo, L OBP: 0.381, SLG: 0.451	G3-1			F8			L8			3	0	0	0	0	0	0	
26 Austin Kearns, R OBP: 0.361, SLG: 0.423	L3			K			G6-3			3	0	0	0	0	1	0	
48 Travis Hafner, L OBP: 0.380, SLG: 0.391		G6-3			F7			G6-3		3	0	0	0	0	0	0	
2 Jhonny Peralta, R OBP: 0.325, SLG: 0.412	L4				G1-3			K		3	0	0	0	0	1	0	
33 Russell Branyan, L OBP: 0.301, SLG: 0.490	G4-3				G1-5-3			G4-3		3	0	0	0	0	0	0	
12 Mark Grudzielanek, R OBP: 0.339, SLG: 0.283			F8			K			F8	3	0	0	0	0	1	0	AB 28
52 Mike Redmond, R OBP: 0.264, SLG: 0.300			G6-3			F8			G6-3	3	0	0	0	0	0	0	R 0
16 Jason Donald, R OBP: 0.321, SLG: 0.500			G6-3			L9			1B	3	0	1	0	0	0	0	H 1
<b>Inning Stats</b>	R: 0 H: 0 E: 0 K: 0 S: 6	H: 0 LOB: 0 BB: 0 P: 9	R: 0 H: 0 E: 0 K: 0 S: 9	H: 0 LOB: 0 BB: 0 P: 10	R: 0 H: 0 E: 0 K: 0 S: 7	H: 0 LOB: 0 BB: 0 P: 10	R: 0 H: 0 E: 0 K: 1 S: 9	H: 0 LOB: 0 BB: 0 P: 11	R: 0 H: 0 E: 0 K: 0 S: 6	H: 0 LOB: 0 BB: 0 P: 6	R: 0 H: 0 E: 0 K: 1 S: 8	H: 0 LOB: 0 BB: 0 P: 11	R: 0 H: 1 E: 0 K: 0 S: 9	H: 1 LOB: 1 BB: 0 P: 13	1B: 1 2B: 0 3B: 0 HR: 0	SF: 0 SAC: 0 DP: 0 HBP: 0	WP: 0 PA: 28
<b>PITCHER</b> 58 Armando Galarraga, R ERA: 2.57	IP: 9.0 WLS: W BF: 28 H: 1 R: 0 ER: 0 SO: 3 BB: 0 IBB: 0 HBP: 0 BLK: 0 WP: 0 HR: 0 S: 67 P: 88 ERA: 0.00 WHIP: 0.111																

Cleveland Indians @ Detroit Tigers  
Comerica Park, Detroit, MI  
Wed Jun 02 2010, 7:08 PM - 8:51 PM EDT  
Att: 17,738 - Partly Cloudy - 73 F


AB 28  
R 0  
H 1  
RBI 0  
BB 0  
SO 3  
LOB 1



Batter	1	2	3	4	5	6	7	8	9	AB	R	H	RBI	BB	SO	LOB	BOTTOM
14 Austin Jackson, R OBP: 0.379, SLG: 0.442	G1-6-3					G5-3			G5-3	4	1	3	0	0	0	0	
18 Johnny Damon, L OBP: 0.380, SLG: 0.418	G1-6-3					L8				4	1	1	0	0	0	2	
32 Don Kelly, L OBP: 0.333, SLG: 0.340			G4-3							0	0	0	0	0	0	0	
30 Magglio Ordonez, R OBP: 0.393, SLG: 0.466	G4-3				G5-3					4	0	1	1	0	0	0	
24 Miguel Cabrera, R OBP: 0.422, SLG: 0.670		HR			G6-3					4	1	2	1	0	1	1	
26 Brennan Boesch, L OBP: 0.355, SLG: 0.558		G4-3			K					3	0	1	0	0	1	0	
9 Carlos Guillen, S OBP: 0.337, SLG: 0.410		G3				L4				3	0	0	0	0	0	2	
15 Brandon Inge, R OBP: 0.300, SLG: 0.411		L5				K				3	0	0	0	0	1	2	AB 31
13 Alex Avila, L OBP: 0.284, SLG: 0.308					L8					3	0	1	0	0	0	0	H 9
39 Ramon Santiago, S OBP: 0.344, SLG: 0.283					F7					3	0	0	0	0	0	1	RBI 2
<b>Inning Stats</b>	R: 0 H: 1 E: 0 K: 0 S: 7	H: 1 LOB: 0 BB: 0 P: 11	R: 1 H: 1 E: 0 K: 0 S: 6	H: 1 LOB: 0 BB: 0 P: 11	R: 0 H: 1 E: 0 K: 0 S: 8	H: 1 LOB: 1 BB: 0 P: 10	R: 0 H: 0 E: 0 K: 1 S: 8	H: 0 LOB: 0 BB: 0 P: 11	R: 0 H: 1 E: 0 K: 1 S: 7	H: 1 LOB: 1 BB: 0 P: 12	R: 0 H: 0 E: 0 K: 0 S: 5	H: 0 LOB: 0 BB: 0 P: 7	R: 0 H: 2 E: 1 K: 1 S: 9	H: 3 LOB: 1 BB: 0 P: 21	1B: 8 2B: 0 3B: 0 HR: 1	SF: 0 SAC: 0 DP: 2 HBP: 0	WP: 0 PA: 31
<b>PITCHER</b> 55 Roberto Hernandez, R ERA: 3.53	IP: 8.0 WLS: L BF: 31 H: 9 R: 3 ER: 2 SO: 3 BB: 0 IBB: 0 HBP: 0 BLK: 0 WP: 0 HR: 1 S: 67 P: 96 ERA: 2.25 WHIP: 1.125																

Cleveland Indians @ Detroit Tigers  
Comerica Park, Detroit, MI  
Wed Jun 02 2010, 7:08 PM - 8:51 PM EDT  
Att: 17,738 - Partly Cloudy - 73 F

AB 31  
R 3  
H 9  
RBI 2  
BB 0  
SO 3  
LOB 8





Batter		1	2	3	4	5	6	7	8	9	AB	R	H	RBI	BB	SO	LOB	TOP								
16 Jason Donald, R	(1,6)	G6-3		G1-3		F8	K		F7	K	6	0	0	0	0	2	7									
17 Shin-Soo Choo, L	(1,9)	L8		K						F8	5	2	1	0	1	1	5									
26 Austin Kearns, R	(1,8)	1B			K					K	5	3	3	2	1	2	1									
33 Russell Branyan, L	(1,3)	G6-3			K						4	2	2	0	1	1	1									
2 Jhonny Peralta, R	(1,5)				F8						5	2	4	4	0	0	0									
48 Travis Hafner, L	(1,10)			K							5	1	0	0	0	1	6									
47 Shelley Duncan, R	(1,7)			G5-4-3							3	0	1	1	1	1	1									
4 Trevor Crowe, S	(7,8)										1	0	1	2	0	0	0									
1 Luis Valbuena, L	(1,4)										5	0	3	1	0	0	3									
30 Lou Marson, R	(1,2)			FC6-4							2	0	0	0	3	1	3									
Inning Stats		R: 0 H: 1 E: 0 K: 0 S: 12	H: 1 LOB: 1 BB: 0 P: 19	R: 0 H: 1 E: 0 K: 1 S: 10	H: 1 LOB: 0 BB: 1 P: 18	R: 0 H: 1 E: 0 K: 1 S: 11	H: 1 LOB: 1 BB: 0 P: 18	R: 0 H: 0 E: 0 K: 2 S: 9	LOB: 0 BB: 0 P: 12	R: 0 H: 1 E: 0 K: 1 S: 11	H: 1 LOB: 2 BB: 1 P: 20	R: 4 H: 5 E: 0 K: 1 S: 23	H: 5 LOB: 3 BB: 2 P: 40	R: 2 H: 2 E: 0 K: 1 S: 13	H: 2 LOB: 2 BB: 2 P: 28	R: 4 H: 4 E: 0 K: 0 S: 15	H: 4 LOB: 1 BB: 1 P: 24	R: 0 H: 0 E: 0 K: 2 S: 11	H: 0 LOB: 1 BB: 1 P: 19	1B: 8 2B: 5 HR: 1	SF: 0 SAC: 0 HBP: 0	WP: 2 PB: 0 CS: 0	PA: 48			
PITCHER		IP	WLS	BF	H	R	ER	SO	BB	IBB	HBP	BLK	WP	HR	S	P	ERA	WHIP								
50 John Danks, L	(1,1)	5.1	L	26	9	4	4	5	2	0	0	0	0	0	69	113	6.75	2.062								
46 Sergio Santos, R	(6,1)	0.2		6	2	2	2	1	2	0	0	0	1	0	14	29	27.00	6.000								
67 Randy Williams, L	(7,1)	0.2		3	0	0	0	0	0	1	0	0	0	0	3	7	0.00	0.000								
71 Scott Linebrink, R	(7,1)	1.1		9	4	4	4	1	1	0	0	0	0	1	18	30	27.00	3.750								
40 J.J. Putz, R	(9,1)	1.0		4	0	0	0	2	1	0	0	0	1	0	11	19	0.00	1.000								
Batter		1	2	3	4	5	6	7	8	9	AB	R	H	RBI	BB	SO	LOB	BOTTOM								
1 Juan Pierre, L	(1,7)	K									3	0	1	0	1	1	0									
11 Omar Vizquel, S	(1,5)										4	0	2	0	0	1	2									
5 Jayson Nix, R	(9,5)										0	0	0	0	0	0	0									
51 Alex Rios, R	(1,8)										3	0	0	0	0	0	1									
25 Andrew Jones, R	(1,10)										3	0	0	0	1	0	3									
7 Mark Kotsay, L	(1,3)										1	0	0	0	3	0	0									
20 Carlos Quentin, R	(1,9)										3	0	0	0	0	0	4									
12 A.J. Pierzynski, L	(1,2)										4	0	1	0	0	0	2									
10 Alexei Ramirez, R	(1,6)										2	1	1	1	1	0	0									
18 Brent Lillibridge, R	(9,6)										1	0	0	0	0	0	1									
15 Gordon Beckham, R	(1,4)										4	0	1	0	0	0	3									
Inning Stats		R: 0 H: 1 E: 0 K: 1 S: 16	H: 1 LOB: 3 BB: 1 P: 25	R: 0 H: 1 E: 0 K: 0 S: 12	H: 1 LOB: 2 BB: 1 P: 22	R: 0 H: 0 E: 0 K: 0 S: 9	H: 0 LOB: 2 BB: 2 P: 20	R: 1 H: 2 E: 0 K: 0 S: 15	H: 2 LOB: 0 BB: 0 P: 19	R: 0 H: 1 E: 0 K: 0 S: 8	H: 0 LOB: 0 BB: 0 P: 9	R: 0 H: 0 E: 0 K: 0 S: 3	H: 0 LOB: 2 BB: 2 P: 14	R: 0 H: 0 E: 0 K: 1 S: 10	H: 0 LOB: 0 BB: 0 P: 19	R: 0 H: 0 E: 0 K: 0 S: 8	H: 0 LOB: 0 BB: 0 P: 10	R: 0 H: 1 E: 0 K: 0 S: 8	H: 1 LOB: 0 BB: 0 P: 11	1B: 5 2B: 0 HR: 1	SF: 0 SAC: 0 HBP: 2	WP: 0 PB: 0 CS: 2	PA: 37			
PITCHER		IP	WLS	BF	H	R	ER	SO	BB	IBB	HBP	BLK	WP	HR	S	P	ERA	WHIP								
63 Justin Masterson, R	(1,1)	5.2	W	26	5	1	1	1	6	0	2	0	0	0	11	20	0.00	0.000								
56 Frank Herrmann, R	(6,1)	1.1	H	4	0	0	0	1	0	0	0	0	0	0	8	10	0.00	0.000								
50 Jensen Lewis, R	(8,1)	1.0		3	0	0	0	0	0	0	0	0	0	0	8	11	0.00	1.000								
53 Rafael Perez, L	(9,1)	1.0		3	1	0	0	0	0	0	0	0	0	0	8	11	0.00	1.000								

Cleveland Indians @ Chicago White Sox  
U.S. Cellular Field, Chicago, IL  
Fri Jun 04 2010, 8:10 PM - 11:18 PM EDT  
Att: 20,773 - Partly Cloudy - 79 F

AB 41  
R 10  
H 15  
RBI 10  
BB 7  
SO 9  
LOB 27



Cleveland Indians @ Chicago White Sox  
U.S. Cellular Field, Chicago, IL  
Fri Jun 04 2010, 8:10 PM - 11:18 PM EDT  
Att: 20,773 - Partly Cloudy - 79 F

AB 28  
R 1  
H 6  
RBI 1  
BB 6  
SO 2  
LOB 16



Batter	1	2	3	4	5	6	7	8	9	AB R H RBI BB SO LOB	TOP												
4 Trevor Crowe, S (1,8) OBP: 0.297, SLG: 0.329	 F8			 1B	 F8			 G4-3		4 1 1 0 0 0 1	<b>Cleveland Indians @ Chicago White Sox</b> U.S. Cellular Field, Chicago, IL Sat Jun 05 2010, 7:08 PM - 9:55 PM EDT Att: 30,864 - Clear - 77 F												
17 Shin-Soo Choo, L (1,9) OBP: 0.382, SLG: 0.459	 P6			 1B	 F7			 1B		4 1 2 0 0 0 0													
26 Austin Kearns, R (1,7) OBP: 0.374, SLG: 0.456	 P4			 1B	 2B			 K		4 1 2 1 0 1 1													
33 Russell Branyan, L (1,3)	 F8			 BB	 K			 1B		3 0 1 1 1 1 1													
2 Jhonny Peralta, R (1,5) OBP: 0.323, SLG: 0.414	 K			 F8	 G6-3			 FC6-4		4 0 0 0 0 1 3													
48 Travis Hafner, L (1,10) OBP: 0.380, SLG: 0.372	 F8			 F9	 G6-3			 SH1-3		4 0 1 0 0 0 1													
1 Luis Valbuena, L (1,4) OBP: 0.302, SLG: 0.284	 G6-3			 1B	 2B			 SH1-3		3 0 2 0 0 0 0													
30 Lou Marson, R (1,2) OBP: 0.266, SLG: 0.248	 G6-3			 G4-3	 F7			 G6-3		4 0 0 0 0 0 3													
16 Jason Donald, R (1,6) OBP: 0.269, SLG: 0.406	 K			 F9	 G5-3			 K		4 0 0 0 0 2 3													
<b>Inning Stats</b>	R: 0 H: 0 E: 0 K: 0 S: 11	H: 0 LOB: 0 BB: 0 P: 14	R: 0 H: 0 E: 0 K: 1 S: 8	H: 0 LOB: 0 BB: 0 P: 12	R: 0 H: 0 E: 0 K: 1 S: 10	H: 0 LOB: 0 BB: 1 P: 14	R: 2 H: 3 E: 0 K: 0 S: 13	H: 3 LOB: 1 BB: 1 P: 19	R: 0 H: 1 E: 0 K: 1 S: 8	H: 1 LOB: 1 BB: 0 P: 10	R: 0 H: 1 E: 0 K: 1 S: 8	H: 1 LOB: 1 BB: 0 P: 17	R: 1 H: 2 E: 0 K: 1 S: 10	H: 2 LOB: 1 BB: 0 P: 15	R: 0 H: 1 E: 0 K: 1 S: 12	H: 1 LOB: 1 BB: 0 P: 17	1B: 6 2B: 3 3B: 0 HR: 0	SF: 0 SAC: 1 DP: 0 HBP: 0	WP: 1 PB: 0 SB: 1 CS: 0	PA: 36			
<b>PITCHER</b>	<b>IP WLS BF H R ER SO BB IBB HBP BLK</b>	<b>WP HR S P ERA WHIP</b>									<b>PITCHER</b>	<b>IP WLS BF H R ER SO BB IBB HBP BLK</b>	<b>WP HR S P ERA WHIP</b>										
44 Jake Peavy, R (1,1) ERA: 5.9	7.0 L 27 6 2 2 3 1 0 0 1																						
37 Matt Thornton, L (8,1) ERA: 1.92	1.0 5 2 1 1 1 0 0 0 0																						
45 Bobby Jenks, R (9,1) ERA: 5.4	1.0 4 1 0 0 1 0 0 0 0																						

AB	34
R	3
H	9
RBI	2
BB	1
SO	5
LOB	13



Batter	1	2	3	4	5	6	7	8	9	AB R H RBI BB SO LOB	BOTTOM												
1 Juan Pierre, L (1,7) OBP: 0.315, SLG: 0.276	 F7		 F7	 1B	 FC6-4		 K			4 0 1 0 0 1 1	<b>Cleveland Indians @ Chicago White Sox</b> U.S. Cellular Field, Chicago, IL Sat Jun 05 2010, 7:08 PM - 9:55 PM EDT Att: 30,864 - Clear - 77 F												
10 Alexei Ramirez, R (1,6) OBP: 0.286, SLG: 0.385	 1B		 G5-3	 FC6-4	 BB		 G5-3			4 0 1 0 0 0 2													
51 Alex Rios, R (1,8) OBP: 0.370, SLG: 0.583	 F7		 BB	 1B	 BB		 L8			3 1 1 0 1 0 1													
14 Paul Konerko, R (1,3) OBP: 0.374, SLG: 0.584	 F9		 K	 K	 K		 G6-4-3			4 0 1 0 0 1 4													
25 Andrew Jones, R (1,10) OBP: 0.333, SLG: 0.489	 K		 G6-3	 G6-3	 F7		 G6-4-3			4 0 0 0 0 1 2													
20 Carlos Quentin, R (1,9) OBP: 0.313, SLG: 0.393	 G3		 BB	 1B	 F8		 P4			3 0 0 0 1 0 0													
27 Ramon Castro, R (1,2) OBP: 0.292, SLG: 0.364	 P5		 1B	 1B	 1B		 F7			3 0 2 1 0 0 0													
12 A.J. Pierzynski, L (9,PH) OBP: 0.293, SLG: 0.335	 BB		 G3	 F7	 1B		 1B			1 0 0 0 0 0 0													
15 Gordon Beckham, R (1,4) OBP: 0.285, SLG: 0.242	 G3		 F7	 1B	 1B		 G1-3			4 0 1 0 0 0 2													
5 Jayson Nix, R (1,5) OBP: 0.250, SLG: 0.229	 K		 G4-3	 K	 K		 G4-3			2 0 0 0 1 2 2													
7 Mark Kotsay, L (9,PH) OBP: 0.298, SLG: 0.351	 BB		 K	 K	 K		 G4-3			1 0 0 0 0 0 0													
<b>Inning Stats</b>	R: 0 H: 1 E: 0 K: 0 S: 8	H: 0 LOB: 0 BB: 0 P: 12	R: 0 H: 0 E: 0 K: 1 S: 10	H: 0 LOB: 0 BB: 0 P: 14	R: 0 H: 0 E: 0 K: 0 S: 8	H: 0 LOB: 1 BB: 1 P: 15	R: 1 H: 2 E: 0 K: 0 S: 10	H: 2 LOB: 2 BB: 1 P: 19	R: 0 H: 1 E: 0 K: 2 S: 15	H: 1 LOB: 2 BB: 1 P: 26	R: 0 H: 2 E: 0 K: 1 S: 8	H: 2 LOB: 2 BB: 0 P: 11	R: 0 H: 0 E: 0 K: 1 S: 8	H: 0 LOB: 0 BB: 0 P: 14	R: 0 H: 1 E: 0 K: 0 S: 10	H: 1 LOB: 0 BB: 0 P: 17	R: 0 H: 0 E: 0 K: 0 S: 10	H: 0 LOB: 0 BB: 0 P: 15	1B: 7 2B: 0 3B: 0 HR: 0	SF: 0 SAC: 0 DP: 1 HBP: 0	WP: 1 PB: 0 SB: 1 CS: 0	PA: 36	
<b>PITCHER</b>	<b>IP WLS BF H R ER SO BB IBB HBP BLK</b>	<b>WP HR S P ERA WHIP</b>									<b>PITCHER</b>	<b>IP WLS BF H R ER SO BB IBB HBP BLK</b>	<b>WP HR S P ERA WHIP</b>										
51 Mitch Talbot, R (1,1) ERA: 3.54	7.0 W 30 6 1 1 0 5 3 0 0 0																						
54 Chris Perez, R (8,1) ERA: 3.2	1.0 H 3 1 0 0 0 0 0 0 0																						
34 Kerry Wood, R (9,1) ERA: 6.68	1.0 S 3 0 0 0 0 0 0 0 0																						

AB	33
R	1
H	7
RBI	1
BB	3
SO	5
LOB	14



Batter	1	2	3	4	5	6	7	8	9	AB	R	H	RBI	BB	SO	LOB	TOP										
4 Trevor Crowe, S OBP: 0.323, SLG: 0.341	G6-3	17 1B	BB		1-2 1B			BB		3	0	2	0	2	0	0	<b>Cleveland Indians @ Chicago White Sox</b> U.S. Cellular Field, Chicago, IL Sun Jun 06 2010, 2:06 PM - 5:23 PM EDT Att: 27,577 - Partly Cloudy - 70 F										
17 Shin-Soo Choo, L OBP: 0.382, SLG: 0.458	26 2B	1B	1-2 1B		G1-3			G4-6-3		5	1	2	0	0	1	4											
26 Austin Kearns, R OBP: 0.386, SLG: 0.475	2 1B	2B	K		47 S	1B		2B		4	2	3	0	1	1	2											
2 Jhonny Peralta, R OBP: 0.324, SLG: 0.413	47 2B	1B	G6-3		P3			K		5	1	2	3	0	1	4											
47 Shelley Duncan, R OBP: 0.375, SLG: 0.381	12 F9	2B	K		K			F7		5	0	1	1	1	0	3											
12 Mark Grudzielanski, R OBP: 0.338, SLG: 0.273	F9		F7		G6-3			G6-3		4	0	0	0	0	0	3											
16 Jason Donald, R OBP: 0.285, SLG: 0.400	2-3		F7		G6-3			G6-3		1	0	0	0	0	0	0											
1 Luis Valbuena, L OBP: 0.306, SLG: 0.277	BB		BB		G4-3			K		3	1	0	0	2	1	0											
7 Matt LaPorta, R OBP: 0.290, SLG: 0.277	G6-3		BB		G6-3			K		4	1	2	0	0	1	2											
33 Russell Branyan, L OBP: 0.320, SLG: 0.482	G6-3		BB		FC3-6 1B			K		1	0	0	0	0	1	0											
30 Lou Marson, R OBP: 0.265, SLG: 0.271	G4-3		HR		FC3-6 1B			G6-3		4	1	1	3	0	0	1											
Inning Stats	R: 3 E: 0 K: 0 S: 20	H: 4 LOB: 2 BB: 1 P: 37	R: 0 E: 0 K: 1 S: 16	H: 2 LOB: 2 BB: 0 P: 22	R: 3 E: 0 K: 2 S: 21	H: 2 LOB: 1 BB: 2 P: 36	R: 0 E: 0 K: 1 S: 9	H: 1 LOB: 1 BB: 0 P: 13	R: 0 E: 0 K: 0 S: 9	H: 2 LOB: 2 BB: 0 P: 12	R: 0 E: 0 K: 1 S: 11	H: 0 LOB: 1 BB: 0 P: 20	R: 0 E: 0 K: 2 S: 8	H: 0 LOB: 0 BB: 0 P: 12	R: 1 E: 0 K: 1 S: 16	H: 2 LOB: 1 BB: 1 P: 26	R: 0 E: 0 K: 1 S: 8	H: 0 LOB: 0 BB: 0 P: 10	1B: 9 2B: 3 3B: 0 HR: 1	SF: 0 SAC: 0 DP: 1 HBP: 0	WP: 0 PB: 0 SB: 3 CS: 0	PA: 44					
PITCHER	IP	WLS	BF	H	R	ER	SO	BB	IBB	HBP	BLK	WP	HR	S	P	ERA	WHIP	PITCHER									
56 Mark Buehrle, L ERA: 5.4	3.0		20	8	6	6	3	3	0	0	0	0	1	57	95	18.00	3.667										
57 Ramon Pena, R ERA: 3.94	3.0		13	3	0	0	2	1	0	0	0	0	0	29	45	0.00	1.333										
40 J.J. Putz, R ERA: 2.75	1.0	W	3	0	0	0	2	0	0	0	0	0	0	8	12	0.00	0.000										
37 Matt Thornton, L ERA: 2.1	1.0	H	5	2	1	1	1	1	0	0	0	0	0	16	26	9.00	3.000										
45 Bobby Jenks, R ERA: 5.14	1.0	S	3	0	0	0	1	0	0	0	0	0	0	8	10	0.00	0.000										

AB 39  
R 7  
H 13  
RBI 7  
BB 5  
SO 9  
LOB 19



Batter	1	2	3	4	5	6	7	8	9	AB	R	H	RBI	BB	SO	LOB	BOTTOM										
1 Juan Pierre, L OBP: 0.318, SLG: 0.281	L8		G4-3		SH1-3			14 BB		4	1	2	0	0	0	0	<b>Cleveland Indians @ Chicago White Sox</b> U.S. Cellular Field, Chicago, IL Sun Jun 06 2010, 2:06 PM - 5:23 PM EDT Att: 27,577 - Partly Cloudy - 70 F										
11 Omar Vizquel, S OBP: 0.303, SLG: 0.284	14 HR	BB	K		SF7			SH1-4		2	1	0	1	1	1	1											
51 Alex Rios, R OBP: 0.377, SLG: 0.590	L9		G4-3		14 BB			14 BB		3	3	2	1	1	0	1											
14 Paul Konerko, R OBP: 0.381, SLG: 0.600	HR		G6-3		7 1B			20 1B		2	1	1	2	2	0	1											
7 Mark Kotsay, L OBP: 0.296, SLG: 0.347	F7		G4-3		BB			BB		4	0	1	1	0	0	4											
20 Carlos Quentin, R OBP: 0.317, SLG: 0.395	G6-3		G4-3		L7			BB		4	0	2	3	0	0	2											
12 A.J. Pierzynski, L OBP: 0.257, SLG: 0.328	F7		F7		P5			F9		4	0	0	0	0	0	3											
10 Alexei Ramirez, R OBP: 0.290, SLG: 0.387	L8		L8		SH1-3 1B			P3		4	1	2	0	0	0	0											
15 Gordon Beckham, R OBP: 0.284, SLG: 0.242	G5-3		G5-3		SH1-3 1B			G1-3		4	1	1	0	0	1	1											
Inning Stats	R: 2 E: 0 K: 0 S: 16	H: 1 LOB: 0 BB: 1 P: 28	R: 0 E: 0 K: 0 S: 9	H: 0 LOB: 0 BB: 0 P: 15	R: 0 E: 0 K: 1 S: 7	H: 0 LOB: 0 BB: 0 P: 9	R: 1 E: 0 K: 0 S: 18	H: 2 LOB: 1 BB: 0 P: 27	R: 3 E: 0 K: 0 S: 10	H: 4 LOB: 2 BB: 1 P: 20	R: 0 E: 0 K: 1 S: 9	H: 1 LOB: 0 BB: 0 P: 14	R: 2 E: 0 K: 0 S: 19	H: 2 LOB: 2 BB: 2 P: 33	R: 0 E: 0 K: 0 S: 10	H: 1 LOB: 1 BB: 0 P: 16		1B: 9 2B: 1 3B: 0 HR: 1	SF: 1 SAC: 2 DP: 0 HBP: 0	WP: 0 PB: 0 SB: 0 CS: 1	PA: 38						
PITCHER	IP	WLS	BF	H	R	ER	SO	BB	IBB	HBP	BLK	WP	HR	S	P	ERA	WHIP	PITCHER									
37 Jake Westbrook, R ERA: 4.84	4.2		23	7	6	6	1	2	0	0	0	0	0	10	16	0.00	0.750										
56 Frank Herrmann, R ERA: 6.53	1.1		4	1	0	0	1	0	0	0	0	0	0	7	11	27.00	3.000										
49 Tony Sipp, L ERA: 6.53	0.1	L	2	1	1	1	0	0	0	0	0	0	0	4	12	∞	∞										
50 Jensen Lewis, R ERA: 4.4	0.0		2	0	0	0	0	2	0	0	0	0	0	4	12	∞	∞										
53 Rafael Perez, L ERA: 6.88	1.2		7	2	1	1	0	0	0	0	0	0	0	18	26	5.40	1.200										

AB 31  
R 8  
H 11  
RBI 8  
BB 4  
SO 2  
LOB 13





Batter	1	2	3	4	5	6	7	8	9	AB	R	H	RBI	BB	SO	LOB	TOP	
10 Marco Scutaro, R OBP: 0.365, SLG: 0.396										4	2	3	0	1	0	1	<b>Boston Red Sox @ Cleveland Indians</b> Progressive Field, Cleveland, OH Mon Jun 07 2010, 7:08 PM - 10:06 PM EDT Att: 14,758 - Clear - 65 F	
15 Dustin Pedroia, R OBP: 0.337, SLG: 0.440										4	0	0	0	1	1	5		
34 David Ortiz, L OBP: 0.344, SLG: 0.535										4	0	0	1	1	1	4		
20 Kevin Youkilis, R OBP: 0.449, SLG: 0.600										3	0	0	1	1	1	2		
41 Victor Martinez, S OBP: 0.354, SLG: 0.508										4	0	2	1	0	0	1		
7 J.D. Drew, L OBP: 0.342, SLG: 0.435										3	0	0	0	1	0	3		
29 Adrián Beltré, R OBP: 0.362, SLG: 0.509										4	1	1	0	0	1	3		
22 Bill Hall, R OBP: 0.354, SLG: 0.454										2	0	1	1	2	0	0		
39 Josh Reddick, L OBP: 0.231, SLG: 0.462										4	1	1	0	0	0	4		
<b>Inning Stats</b>	R: 1 H: 1 E: 0 K: 0 S: 13	H: 1 LOB: 1 BB: 1 P: 21	R: 0 H: 0 E: 0 K: 1 S: 6	H: 0 LOB: 0 BB: 0 P: 8	R: 1 H: 0 E: 1 K: 0 S: 11	H: 0 LOB: 1 BB: 1 P: 16	R: 0 H: 1 E: 0 K: 0 S: 7	H: 1 LOB: 2 BB: 2 P: 19	R: 0 H: 1 E: 0 K: 1 S: 10	H: 1 LOB: 1 BB: 0 P: 20	R: 1 H: 1 E: 0 K: 0 S: 11	H: 1 LOB: 2 BB: 2 P: 28	R: 1 H: 3 E: 0 K: 1 S: 14	H: 3 LOB: 1 BB: 0 P: 25	R: 0 H: 0 E: 0 K: 1 S: 10	H: 0 LOB: 0 BB: 0 P: 15	1B: 3 SF: 2 2B: 5 3B: 0 HR: 0	WP: 1 PA: 41 PB: 0 SB: 1 CS: 0
<b>PITCHER</b>	IP WLS BF H R ER SO	IP WLS BF H R ER SO	IP WLS BF H R ER SO	IP WLS BF H R ER SO	IP WLS BF H R ER SO	IP WLS BF H R ER SO	IP WLS BF H R ER SO	IP WLS BF H R ER SO	IP WLS BF H R ER SO	IP WLS BF H R ER SO	IP WLS BF H R ER SO	IP WLS BF H R ER SO	IP WLS BF H R ER SO	IP WLS BF H R ER SO	IP WLS BF H R ER SO	IP WLS BF H R ER SO	ERA WHIP	ERA WHIP
55 Roberto Hernandez, R ERA: 3.49	6.0	L	29	5	3	2	2	6	0	0	0	0	0	0	61	111	3.00	1.833
53 Rafael Perez, L ERA: 5.59	7.1	0	2	0	0	0	0	1	0	0	0	0	0	0	3	9	0.00	3.000
57 Hector Ambriz, R ERA: 4.67	7.1	1	7	3	1	1	1	0	0	0	0	1	0	18	33	5.40	1.800	
56 Frank Hermann, R ERA:	9.1	0	3	0	0	0	1	0	0	0	0	0	0	10	15	0.00	0.000	

Batter	1	2	3	4	5	6	7	8	9	AB	R	H	RBI	BB	SO	LOB	BOTTOM			
4 Trevor Crowe, S OBP: 0.320, SLG: 0.330										3	0	0	0	1	1	1	<b>Boston Red Sox @ Cleveland Indians</b> Progressive Field, Cleveland, OH Mon Jun 07 2010, 7:08 PM - 10:06 PM EDT Att: 14,758 - Clear - 65 F			
17 Shin-Soo Choo, L OBP: 0.380, SLG: 0.454										4	0	1	0	0	1	1				
26 Austin Kearns, R OBP: 0.388, SLG: 0.494										4	1	2	1	0	0	1				
33 Russell Bryanan, L OBP: 0.318, SLG: 0.475										4	0	1	0	0	1	2				
2 Johnny Peralta, R OBP: 0.327, SLG: 0.412										3	0	1	0	1	0	1				
48 Travis Hafner, L OBP: 0.353, SLG: 0.363										4	0	0	0	0	0	3				
1 Luis Valbuena, L OBP: 0.297, SLG: 0.267										4	0	0	0	0	1	2				
52 Mike Redmond, R OBP: 0.250, SLG: 0.283										3	0	0	0	0	1	1				
16 Jason Donald, R OBP: 0.268, SLG: 0.397										3	0	1	0	0	0	0				
<b>Inning Stats</b>	R: 0 H: 1 E: 1 K: 0 S: 11	H: 1 LOB: 2 BB: 0 P: 16	R: 0 H: 0 E: 0 K: 0 S: 8	H: 0 LOB: 0 BB: 0 P: 9	R: 0 H: 0 E: 0 K: 0 S: 8	H: 0 LOB: 1 BB: 1 P: 19	R: 0 H: 1 E: 0 K: 0 S: 7	H: 1 LOB: 0 BB: 0 P: 11	R: 0 H: 0 E: 1 K: 1 S: 8	H: 0 LOB: 0 BB: 0 P: 13	R: 0 H: 1 E: 0 K: 2 S: 10	H: 1 LOB: 1 BB: 0 P: 16	R: 0 H: 0 E: 0 K: 1 S: 9	H: 0 LOB: 0 BB: 0 P: 15	R: 0 H: 1 E: 0 K: 1 S: 9	H: 1 LOB: 1 BB: 0 P: 13	R: 1 H: 2 E: 0 K: 0 S: 11	H: 2 LOB: 1 BB: 0 P: 16	1B: 5 SF: 0 2B: 0 3B: 0 HR: 1	WP: 0 PA: 35 PB: 0 SB: 1 CS: 1
<b>PITCHER</b>	IP WLS BF H R ER SO	IP WLS BF H R ER SO	IP WLS BF H R ER SO	IP WLS BF H R ER SO	IP WLS BF H R ER SO	IP WLS BF H R ER SO	IP WLS BF H R ER SO	IP WLS BF H R ER SO	IP WLS BF H R ER SO	IP WLS BF H R ER SO	IP WLS BF H R ER SO	IP WLS BF H R ER SO	IP WLS BF H R ER SO	IP WLS BF H R ER SO	IP WLS BF H R ER SO	IP WLS BF H R ER SO	ERA WHIP	ERA WHIP		
18 Daisuke Matsuzaka, R ERA: 4.59	8.0	W	29	4	0	0	0	2	0	0	0	0	0	0	70	112	0.00	0.750		
51 Daniel Bard, R ERA: 2.03	9.1	0	5	2	1	1	0	0	0	0	0	0	0	1	11	16	9.00	2.000		

Batter	1	2	3	4	5	6	7	8	9	AB R H RBI BB SO LOB	TOP									
10 Marco Scutaro, R (1, 6) OBP: 0.358, SLG: 0.388										5 0 0 0 0 1 2	<b>Boston Red Sox @ Cleveland Indians</b> Progressive Field, Cleveland, OH Tue Jun 08 2010, 7:08 PM - 10:04 PM EDT Att: 15,462 - Overcast - 65 F									
15 Dustin Pedroia, R (1, 4) OBP: 0.335, SLG: 0.433										4 0 0 0 1 0 2										
41 Victor Martinez, S (1, 2) OBP: 0.352, SLG: 0.503										4 1 1 0 0 0 1										
20 Kevin Youkilis, R (1, 3) OBP: 0.453, SLG: 0.608										4 1 3 1 0 1 2										
34 David Ortiz, L (1, 10) OBP: 0.347, SLG: 0.531										3 1 1 1 1 1 1										
29 Adrián Beltré, R (1, 5) OBP: 0.384, SLG: 0.514										4 0 2 0 0 0 3										
22 Bill Hall, R (1, 7) 7 J.D. Drew, L (8, PH) OBP: 0.341, SLG: 0.433										3 0 1 1 0 2 1 1 0 0 0 0 0 2										
23 Mike Cameron, R (1, 8) OBP: 0.365, SLG: 0.352										4 0 0 0 0 1 3										
54 Darnell McDonald, R (1, 9) OBP: 0.343, SLG: 0.410										3 0 1 0 0 0 0										
<b>Inning Stats</b>	R: 0 E: 0 K: 0 S: 8	H: 0 LOB: 0 BB: 1 P: 14	R: 0 E: 0 K: 0 S: 7	H: 1 LOB: 0 BB: 0 P: 13	R: 0 E: 0 K: 2 S: 9	H: 0 LOB: 0 BB: 0 P: 16	R: 3 E: 1 K: 1 S: 20	H: 4 LOB: 2 BB: 0 P: 27	R: 0 E: 0 K: 2 S: 15	H: 1 LOB: 1 BB: 0 P: 19		R: 0 E: 0 K: 0 S: 11	H: 0 LOB: 0 BB: 0 P: 15	R: 0 E: 0 K: 0 S: 18	H: 1 LOB: 2 BB: 1 P: 27	R: 0 E: 0 K: 0 S: 4	H: 0 LOB: 1 BB: 0 P: 6	1B: 6 2B: 4 3B: 0 HR: 0	SF: 0 SAC: 0 DP: 2 HBP: 1	WP: 0 PB: 0 SB: 1 CS: 0
<b>PITCHER</b>	IP WLS BF H R ER SO BB IBB HBP BLK WP HR S P ERA WHIP											IP WLS BF H R ER SO BB IBB HBP BLK WP HR S P ERA WHIP								
28 David Huff, L (1, 1) ERA: 5.46	6.0 L 26 8 3 0 6 1 0 0 0 0 0 0 71 108 0.00 1.500																			
50 Jensen Lewis, R (7, 1) ERA: 4.02	1.1 5 1 0 0 0 0 0 0 0 0 0 0 15 22 0.00 0.750																			
49 Tony Sipp, L (8, 1) ERA: 6.53	0.0 1 0 0 0 0 1 0 0 0 0 0 0 6 10 ∞ ∞																			
54 Chris Perez, R (8, 1) ERA: 2.95	1.2 6 0 0 0 0 0 0 0 1 0 0 0 12 16 0.00 0.000																			

Batter	1	2	3	4	5	6	7	8	9	AB R H RBI BB SO LOB	BOTTOM											
4 Trevor Crowe, S (1, 8) OBP: 0.308, SLG: 0.316										4 0 0 0 0 0 1	<b>Boston Red Sox @ Cleveland Indians</b> Progressive Field, Cleveland, OH Tue Jun 08 2010, 7:08 PM - 10:04 PM EDT Att: 15,462 - Overcast - 65 F											
17 Shin-Soo Choo, L (1, 9) OBP: 0.386, SLG: 0.466										3 1 2 0 1 0 0												
26 Austin Kearns, R (1, 7) OBP: 0.380, SLG: 0.482										4 0 0 0 0 1 5												
2 Jhonny Peralta, R (1, 5) OBP: 0.322, SLG: 0.404										4 0 0 0 0 3 0												
33 Russell Branyan, L (1, 3) OBP: 0.316, SLG: 0.463										3 0 0 0 1 0 1												
47 Shelley Duncan, R (1, 10) OBP: 0.357, SLG: 0.480										4 1 1 1 1 0 2 1												
1 Luis Valbuena, L (1, 4) OBP: 0.289, SLG: 0.258										4 0 0 0 0 0 1												
30 Lou Marson, R (1, 2) OBP: 0.262, SLG: 0.267										2 0 0 0 0 0 0 1 0 0 0 0 1 0 0 0 0 0 0 0 0												
25 Andy Marte, R (8, PH) OBP: 0.354, SLG: 0.400										2 0 0 0 0 1 0 1 0 1 0 0 0 0 0 0 0 0 0 0 0												
52 Mike Redmond, R (9, 2) OBP: 0.250, SLG: 0.283										2 0 0 0 0 1 0 1 0 1 0 0 0 0 0 0 0 0 0 0 0												
16 Jason Donald, R (1, 6) OBP: 0.260, SLG: 0.396										2 0 0 0 0 1 0 1 0 1 0 0 0 0 0 0 0 0 0 0 0												
48 Travis Hafner, L (8, PH) OBP: 0.356, SLG: 0.373										2 0 0 0 0 1 0 1 0 1 0 0 0 0 0 0 0 0 0 0 0												
20 Anderson Hernandez, PR (9, 6) OBP: 0.250, SLG: 0.283										2 0 0 0 0 1 0 1 0 1 0 0 0 0 0 0 0 0 0 0 0												
<b>Inning Stats</b>	R: 1 E: 1 K: 1 S: 15	H: 1 LOB: 1 BB: 0 P: 22	R: 0 E: 0 K: 1 S: 11	H: 0 LOB: 0 BB: 0 P: 15	R: 0 E: 0 K: 1 S: 8	H: 0 LOB: 0 BB: 0 P: 12	R: 0 E: 0 K: 1 S: 9	H: 0 LOB: 0 BB: 0 P: 13	R: 0 E: 0 K: 0 S: 4	H: 0 LOB: 0 BB: 0 P: 6	R: 0 E: 0 K: 0 S: 13	H: 1 LOB: 1 BB: 0 P: 16	R: 1 E: 0 K: 1 S: 8	H: 1 LOB: 0 BB: 0 P: 13	R: 0 E: 0 K: 1 S: 12	H: 1 LOB: 3 BB: 1 P: 22	R: 0 E: 0 K: 2 S: 10	H: 0 LOB: 1 BB: 1 P: 19	1B: 1 2B: 1 3B: 1 HR: 1	SF: 0 SAC: 0 DP: 0 HBP: 0	WP: 0 PB: 0 SB: 1 CS: 0	PA: 34
<b>PITCHER</b>	IP WLS BF H R ER SO BB IBB HBP BLK WP HR S P ERA WHIP											IP WLS BF H R ER SO BB IBB HBP BLK WP HR S P ERA WHIP										
49 Tim Wakefield, R (1, 1) ERA: 5.48	7.1 W 27 4 2 1 6 1 0 0 0 0 0 0 74 105 1.23 0.545																					
37 Hideki Okajima, L (8, 1) ERA: 5.21	0.1 H 2 0 0 0 0 1 0 0 0 0 0 0 5 12 0.00 3.000																					
56 Ramon E Ramirez, R (8, 1) ERA: 5.73	0.1 H 1 0 0 0 0 0 0 0 0 0 0 0 1 2 0.00 0.000																					
51 Daniel Bard, R (9, 1) ERA: 1.97	1.0 S 4 0 0 0 2 1 0 0 0 0 0 0 10 19 0.00 1.000																					

Batter	1	2	3	4	5	6	7	8	9	AB	R	H	RBI	BB	SO	LOB	TOP										
10 Marco Scutaro, R OBP: 0.353, SLG: 0.381	L3		G5-3			G5-4-3			F8	4	0	0	0	0	0	1											
15 Dustin Pedroia, R OBP: 0.330, SLG: 0.426	G5-3			G3			G4-3		F8	4	0	0	0	0	0	0											
34 David Ortiz, L OBP: 0.342, SLG: 0.521	K			G4-3			K			3	0	0	0	0	2	0											
20 Kevin Youkilis, R OBP: 0.452, SLG: 0.602		G6-3			K					2	0	0	0	1	1	0											
41 Victor Martinez, S OBP: 0.352, SLG: 0.500							F9		G4-3	3	0	1	0	0	0	1											
7 J.D. Drew, L OBP: 0.341, SLG: 0.431									G4-3	3	0	1	0	0	0	1											
29 Adrián Beltré, R OBP: 0.360, SLG: 0.507									G6-3	3	0	0	0	0	0	2											
32 Jeremy Hermida, L OBP: 0.268, SLG: 0.384										2	0	0	0	1	2	0											
39 Josh Reddick, L OBP: 0.188, SLG: 0.375									G4-3	3	0	0	0	0	1	1											
<b>Inning Stats</b>	R: 0 E: 0 K: 1 S: 7	H: 0 LOB: 0 BB: 0 P: 10	R: 0 E: 0 K: 0 S: 9	H: 1 LOB: 1 BB: 0 P: 13	R: 0 E: 0 K: 1 S: 9	H: 0 LOB: 0 BB: 0 P: 12	R: 0 E: 0 K: 1 S: 6	H: 0 LOB: 0 BB: 0 P: 6	R: 0 E: 0 K: 0 S: 9	H: 1 LOB: 0 BB: 0 P: 12	R: 0 E: 0 K: 1 S: 9	H: 0 LOB: 0 BB: 1 P: 15	R: 0 E: 0 K: 1 S: 9	H: 0 LOB: 1 BB: 1 P: 17	R: 0 E: 0 K: 1 S: 8	H: 0 LOB: 0 BB: 0 P: 14	R: 0 E: 0 K: 0 S: 9	H: 0 LOB: 0 BB: 0 P: 11	1B: 2 2B: 0 3B: 0 HR: 0	SF: 0 SAC: 0 DP: 2 HBP: 0	WP: 0 PB: 0 SB: 0 CS: 0	PA: 29					
<b>PITCHER</b>	IP	WLS	BF	H	R	ER	SO	BB	IBB	HBP	BLK	WP	HR	S	P	ERA	WHIP										
63 Justin Masterson, R ERA: 4.74	9.0	W	29	2	0	0	6	2	0	0	0	0	0	75	110	0.00	0.444										

**Boston Red Sox @ Cleveland Indians**  
 Progressive Field, Cleveland, OH  
 Wed Jun 09 2010, 7:07 PM - 9:47 PM EDT  
 Att: 14,022 - Clear - 72 F

AB 27  
 R 0  
 H 2  
 RBI 0  
 BB 2  
 SO 6  
 LOB 6



Batter	1	2	3	4	5	6	7	8	9	AB	R	H	RBI	BB	SO	LOB	BOTTOM										
4 Trevor Crowe, S OBP: 0.321, SLG: 0.343	33 BB 2 SF9 1B		26 G6-4-3 3B			F8				4	3	2	0	1	0	3											
17 Shin-Soo Choo, L OBP: 0.394, SLG: 0.466	2 SF9 33 BB BB		26 G6-4-3 BB			G1-3				2	1	1	0	3	0	1											
26 Austin Kearns, R OBP: 0.361, SLG: 0.474	F9		G6-4-3			G5-3				3	1	0	0	2	0	4											
33 Russell Bryanan, L OBP: 0.326, SLG: 0.464	2 SF9 BB		P5							4	1	2	2	1	1	0											
2 Jhonny Peralta, R OBP: 0.323, SLG: 0.406	SF9			48 G3-1 48 WP 1 WP 1B						4	2	2	2	0	1	3											
48 Travis Hafner, L OBP: 0.354, SLG: 0.387	G4-3			G3-1						4	1	1	4	0	0	3											
1 Luis Valbuena, L OBP: 0.288, SLG: 0.258	F7			G4-3						4	1	1	0	0	0	0											
20 Anderson Hernandez, S ERA: 2.52		L6								4	1	1	0	0	0	0											
30 Lou Marson, R OBP: 0.268, SLG: 0.263										2	0	0	0	2	0	0											
<b>Inning Stats</b>	R: 1 E: 0 K: 0 S: 15	H: 1 LOB: 2 BB: 2 P: 30	R: 0 E: 0 K: 0 S: 4	H: 0 LOB: 0 BB: 0 P: 7	R: 1 E: 0 K: 0 S: 4	H: 1 LOB: 0 BB: 1 P: 10	R: 1 E: 0 K: 0 S: 9	H: 1 LOB: 0 BB: 0 P: 15	R: 0 E: 0 K: 0 S: 12	H: 0 LOB: 1 BB: 1 P: 19	R: 0 E: 0 K: 1 S: 11	H: 0 LOB: 0 BB: 0 P: 18	R: 0 E: 0 K: 0 S: 6	H: 0 LOB: 0 BB: 0 P: 8	R: 8 E: 0 K: 1 S: 28	H: 7 LOB: 3 BB: 5 P: 60	1B: 7 2B: 1 3B: 1 HR: 1	SF: 1 SAC: 0 DP: 2 HBP: 0	WP: 2 PB: 0 SB: 1 CS: 0	PA: 41							
<b>PITCHER</b>	IP	WLS	BF	H	R	ER	SO	BB	IBB	HBP	BLK	WP	HR	S	P	ERA	WHIP										
11 Clay Buchholz, R ERA: 2.52	7.0	L	27	3	3	3	1	4	0	0	0	0	0	61	107	3.86	1.000										
30 Boof Bonser, R ERA: 2.52	8.1		4	2	4	4	0	2	0	0	0	0	0	8	20	∞	∞										
46 Joe Nelson, R ERA: 9.72	8.1		10	5	4	4	1	3	0	0	0	0	1	20	40	36.00	8.000										

**Boston Red Sox @ Cleveland Indians**  
 Progressive Field, Cleveland, OH  
 Wed Jun 09 2010, 7:07 PM - 9:47 PM EDT  
 Att: 14,022 - Clear - 72 F

AB 31  
 R 11  
 H 10  
 RBI 8  
 BB 9  
 SO 2  
 LOB 14



Scorecard for Boston Red Sox @ Cleveland Indians, Progressive Field, Cleveland, OH, June 10, 2010. The card is split into two halves: the top half for the home team (Red Sox) and the bottom half for the away team (Indians). Each half includes a 9-inning batter-by-inning breakdown with pitch counts, counts, and play descriptions. Inning statistics, a pitcher log, and overall team statistics are also provided. The bottom half of the card features a large red 'C' logo.

TOP

Boston Red Sox @ Cleveland Indians  
Progressive Field, Cleveland, OH  
Thu Jun 10 2010, 7:09 PM - 10:55 PM EDT  
Att: 20,446 - Partly Cloudy - 71 F

AB 36  
R 7  
H 10  
RBI 5  
BB 5  
SO 3  
LOB 22



Batter	1	2	3	4	5	6	7	8	9	AB	R	H	RBI	BB	SO	LOB											
10 Marco Scutaro, R OBP: 0.355, SLG: 0.387	[Diagram]	[Diagram]	[Diagram]	[Diagram]	[Diagram]	[Diagram]	[Diagram]	[Diagram]	[Diagram]	4	2	2	0	0	1	0											
15 Dustin Pedroia, R OBP: 0.331, SLG: 0.425	[Diagram]	[Diagram]	[Diagram]	[Diagram]	[Diagram]	[Diagram]	[Diagram]	[Diagram]	[Diagram]	5	1	2	1	0	1	1											
34 David Ortiz, L OBP: 0.338, SLG: 0.509	[Diagram]	[Diagram]	[Diagram]	[Diagram]	[Diagram]	[Diagram]	[Diagram]	[Diagram]	[Diagram]	4	1	0	0	1	0	3											
20 Kevin Youkilis, R OBP: 0.449, SLG: 0.593	[Diagram]	[Diagram]	[Diagram]	[Diagram]	[Diagram]	[Diagram]	[Diagram]	[Diagram]	[Diagram]	3	1	0	0	1	0	4											
25 Mike Lowell, R OBP: 0.313, SLG: 0.338	[Diagram]	[Diagram]	[Diagram]	[Diagram]	[Diagram]	[Diagram]	[Diagram]	[Diagram]	[Diagram]	1	0	0	0	0	0	0											
41 Victor Martinez, S OBP: 0.348, SLG: 0.500	[Diagram]	[Diagram]	[Diagram]	[Diagram]	[Diagram]	[Diagram]	[Diagram]	[Diagram]	[Diagram]	4	0	1	2	0	0	1											
7 J.D. Drew, L OBP: 0.325, SLG: 0.437	[Diagram]	[Diagram]	[Diagram]	[Diagram]	[Diagram]	[Diagram]	[Diagram]	[Diagram]	[Diagram]	2	1	1	0	2	0	0											
29 Adrian Beltré, R OBP: 0.365, SLG: 0.520	[Diagram]	[Diagram]	[Diagram]	[Diagram]	[Diagram]	[Diagram]	[Diagram]	[Diagram]	[Diagram]	4	1	2	2	1	0	6											
23 Mike Cameron, R OBP: 0.353, SLG: 0.339	[Diagram]	[Diagram]	[Diagram]	[Diagram]	[Diagram]	[Diagram]	[Diagram]	[Diagram]	[Diagram]	5	0	1	0	0	0	4											
22 Bill Hall, R OBP: 0.350, SLG: 0.452	[Diagram]	[Diagram]	[Diagram]	[Diagram]	[Diagram]	[Diagram]	[Diagram]	[Diagram]	[Diagram]	4	0	1	0	0	1	3											
Inning Stats	R: 4 H: 2 E: 0 K: 1 S: 21	H: 2 LOB: 2 BB: 2 P: 39	R: 1 H: 3 E: 0 K: 0 S: 17	H: 3 LOB: 3 BB: 1 P: 30	R: 0 H: 1 E: 0 K: 1 S: 7	H: 1 LOB: 0 BB: 0 P: 11	R: 0 H: 0 E: 0 K: 0 S: 9	H: 0 LOB: 1 BB: 1 P: 19	R: 0 H: 1 E: 1 K: 1 S: 10	H: 0 LOB: 0 BB: 0 P: 17	R: 0 H: 0 E: 0 K: 1 S: 6	H: 1 LOB: 2 BB: 1 P: 25	R: 0 H: 1 E: 0 K: 0 S: 11	H: 1 LOB: 1 BB: 0 P: 16	R: 2 H: 1 E: 0 K: 0 S: 12	H: 1 LOB: 0 BB: 0 P: 18	1B: 6 2B: 3 HR: 1	SF: 1 SAC: 1 HBP: 1	WP: 0 PB: 0 SB: 0 CS: 0	PA: 44							
PITCHER	IP	WLS	BF	H	R	ER	SO	BB	IBB	HBP	BLK	WP	HR	S	P	ERA	WHIP										
51 Mitch Talbot, R ERA: 3.59	4.0		23	6	5	2	2	4	0	0	0	0	0	54	99	4.50	2.500										
50 Jensen Lewis, R ERA: 3.57	2.0		7	1	0	0	1	0	0	0	0	0	0	16	28	0.00	0.500										
56 Frank Herrmann, R ERA:	0.2	H	4	1	0	0	0	1	0	0	0	0	0	9	20	0.00	3.000										
54 Chris Perez, R ERA: 2.78	1.1	H	5	1	0	0	0	0	0	0	0	0	0	13	21	0.00	0.750										
34 Kerry Wood, R ERA: 9.58	1.0	W	5	1	2	2	0	0	0	1	0	0	1	12	18	18.00	1.000										

BOTTOM

Boston Red Sox @ Cleveland Indians  
Progressive Field, Cleveland, OH  
Thu Jun 10 2010, 7:09 PM - 10:55 PM EDT  
Att: 20,446 - Partly Cloudy - 71 F

AB 36  
R 8  
H 12  
RBI 8  
SO 13  
LOB 21



Batter	1	2	3	4	5	6	7	8	9	AB	R	H	RBI	BB	SO	LOB											
4 Trevor Crowe, S OBP: 0.325, SLG: 0.350	[Diagram]	[Diagram]	[Diagram]	[Diagram]	[Diagram]	[Diagram]	[Diagram]	[Diagram]	[Diagram]	4	2	1	1	1	2	1											
17 Shin-Soo Choo, L OBP: 0.389, SLG: 0.471	[Diagram]	[Diagram]	[Diagram]	[Diagram]	[Diagram]	[Diagram]	[Diagram]	[Diagram]	[Diagram]	4	1	2	1	0	0	1											
26 Austin Kearns, R OBP: 0.391, SLG: 0.474	[Diagram]	[Diagram]	[Diagram]	[Diagram]	[Diagram]	[Diagram]	[Diagram]	[Diagram]	[Diagram]	2	1	1	1	3	1	0											
48 Travis Hafner, L OBP: 0.351, SLG: 0.379	[Diagram]	[Diagram]	[Diagram]	[Diagram]	[Diagram]	[Diagram]	[Diagram]	[Diagram]	[Diagram]	4	0	0	0	1	2	5											
47 Shelley Duncan, R OBP: 0.344, SLG: 0.448	[Diagram]	[Diagram]	[Diagram]	[Diagram]	[Diagram]	[Diagram]	[Diagram]	[Diagram]	[Diagram]	4	1	1	0	0	3	3											
2 Johnny Peralta, R OBP: 0.322, SLG: 0.404	[Diagram]	[Diagram]	[Diagram]	[Diagram]	[Diagram]	[Diagram]	[Diagram]	[Diagram]	[Diagram]	1	0	0	0	0	0	3											
25 Andy Marte, R OBP: 0.389, SLG: 0.429	[Diagram]	[Diagram]	[Diagram]	[Diagram]	[Diagram]	[Diagram]	[Diagram]	[Diagram]	[Diagram]	3	1	2	1	0	1	0											
33 Russell Bryanan, L (7, PH) OBP: 0.329, SLG: 0.465	[Diagram]	[Diagram]	[Diagram]	[Diagram]	[Diagram]	[Diagram]	[Diagram]	[Diagram]	[Diagram]	2	0	1	2	0	1	3											
20 Anderson Hernandez, S (1, 6) OBP: 0.290, SLG: 0.315	[Diagram]	[Diagram]	[Diagram]	[Diagram]	[Diagram]	[Diagram]	[Diagram]	[Diagram]	[Diagram]	4	1	1	0	0	0	3											
30 Lou Marson, R OBP: 0.268, SLG: 0.262	[Diagram]	[Diagram]	[Diagram]	[Diagram]	[Diagram]	[Diagram]	[Diagram]	[Diagram]	[Diagram]	4	0	1	2	0	1	1											
16 Jason Donald, R OBP: 0.273, SLG: 0.405	[Diagram]	[Diagram]	[Diagram]	[Diagram]	[Diagram]	[Diagram]	[Diagram]	[Diagram]	[Diagram]	4	1	2	0	0	2	1											
Inning Stats	R: 0 H: 0 E: 0 K: 2 S: 10	H: 0 LOB: 0 BB: 0 P: 16	R: 0 H: 0 E: 0 K: 2 S: 9	H: 0 LOB: 0 BB: 0 P: 13	R: 3 H: 4 E: 0 K: 1 S: 18	H: 4 LOB: 1 BB: 0 P: 25	R: 0 H: 1 E: 0 K: 1 S: 9	H: 1 LOB: 0 BB: 0 P: 14	R: 0 H: 1 E: 0 K: 0 S: 7	H: 1 LOB: 1 BB: 1 P: 13	R: 3 H: 3 E: 0 K: 2 S: 16	H: 3 LOB: 3 BB: 1 P: 28	R: 0 H: 1 E: 0 K: 3 S: 13	H: 1 LOB: 2 BB: 2 P: 27	R: 0 H: 0 E: 0 K: 1 S: 8	H: 0 LOB: 0 BB: 0 P: 10	R: 2 H: 2 E: 0 K: 1 S: 10	H: 2 LOB: 2 BB: 2 P: 22	1B: 9 2B: 3 HR: 0	SF: 1 SAC: 0 HBP: 0	WP: 0 PB: 0 SB: 1 CS: 0	PA: 42					
PITCHER	IP	WLS	BF	H	R	ER	SO	BB	IBB	HBP	BLK	WP	HR	S	P	ERA	WHIP										
31 Jon Lester, L ERA: 3.18	6.0		27	9	6	6	8	1	0	0	0	0	0	69	109	9.00	1.667										
17 Manny Delcarmen, R (7, 1) ERA: 2.57	1.0		6	1	0	0	3	2	0	0	0	0	0	13	27	0.00	3.000										
56 Ramon E Ramirez, R (8, 1) ERA: 5.48	1.0		3	0	0	0	1	0	0	0	0	0	0	8	10	0.00	0.000										
51 Daniel Bard, R (9, 1) ERA: 2.48	0.2	L	6	2	2	2	1	2	0	0	0	0	0	10	22	27.00	6.000										

Batter	1	2	3	4	5	6	7	8	9	AB	R	H	RBI	BB	SO	LOB	TOP										
1 Nyer Morgan, L OBP: 0.323, SLG: 0.345										4	0	2	0	0	0	1	Washington Nationals @ Cleveland Indians Progressive Field, Cleveland, OH Fri Jun 11 2010, 7:07 PM - 9:50 PM EDT Att: 22,041 - Partly Cloudy - 79 F										
7 Ivan Rodriguez, R OBP: 0.364, SLG: 0.455										4	1	2	1	0	0	1											
44 Adam Dunn, L OBP: 0.383, SLG: 0.569										3	0	2	1	1	1	0											
11 Ryan Zimmerman, R (1, 5) OBP: 0.405, SLG: 0.574										4	0	0	0	0	1	6											
16 Josh Willingham, R (1, 10) OBP: 0.422, SLG: 0.513										4	0	0	0	0	2	1											
22 Willie Harris, L OBP: 0.284, SLG: 0.358										4	0	0	0	0	0	0											
6 Ian Desmond, R OBP: 0.303, SLG: 0.404										3	0	0	0	1	1	0											
20 Adam Kennedy, L OBP: 0.329, SLG: 0.338										3	1	1	0	1	0	1											
2 Roger Bernadina, L OBP: 0.341, SLG: 0.411										2	0	0	0	1	0	2											
<b>Inning Stats</b>	R: 1 E: 0 K: 1 S: 11	H: 3 LOB: 1 BB: 0 P: 16	R: 0 E: 0 K: 0 S: 8	H: 0 LOB: 0 BB: 0 P: 15	R: 0 E: 0 K: 1 S: 11	H: 2 LOB: 2 BB: 1 P: 21	R: 0 E: 0 K: 2 S: 8	H: 0 LOB: 0 BB: 0 P: 11	R: 0 E: 0 K: 1 S: 7	H: 0 LOB: 0 BB: 0 P: 10	R: 1 E: 1 K: 0 S: 13	H: 2 LOB: 2 BB: 1 P: 24	R: 0 E: 0 K: 0 S: 8	H: 0 LOB: 1 BB: 1 P: 16	1B: 5 2B: 3 3B: 0 HR: 0	SF: 0 SAC: 0 DP: 3 HBP: 0	WP: 0 PB: 0 SB: 1 CS: 1	PA: 35									
<b>PITCHER</b>	IP	WLS	BF	H	R	ER	SO	BB	IBB	HBP	BLK	WP	HR	S	P	ERA	WHIP										
37 Jake Westbrook, R ERA: 4.62	7.1	W	29	7	2	2	5	2	0	0	0	0	0	66	113	2.46	1.227										
49 Tony Sipp, L ERA: 6.53	0.0		1	0	0	0	0	1	0	0	0	0	0	3	7	∞	∞										
54 Chris Perez, R ERA: 2.59	1.2	S	5	0	0	0	0	1	0	0	0	0	0	9	17	0.00	0.600										

Batter	1	2	3	4	5	6	7	8	9	AB	R	H	RBI	BB	SO	LOB	BOTTOM											
4 Trevor Crowe, S OBP: 0.319, SLG: 0.343										5	0	1	2	0	0	3	Washington Nationals @ Cleveland Indians Progressive Field, Cleveland, OH Fri Jun 11 2010, 7:07 PM - 9:50 PM EDT Att: 22,041 - Partly Cloudy - 79 F											
17 Shin-Soo Choo, L OBP: 0.394, SLG: 0.467										4	0	1	0	1	0	1												
41 Carlos Santana, S OBP: 0.320, SLG: 0.450										3	1	0	0	1	0	3												
33 Russell Bryanan, L OBP: 0.320, SLG: 0.450										4	1	0	0	0	1	4												
26 Austin Kearns, R OBP: 0.393, SLG: 0.508										4	2	2	4	0	1	1												
48 Travis Hafner, L OBP: 0.338, SLG: 0.406										3	1	2	1	1	0	0												
2 Jhonny Peralla, R OBP: 0.325, SLG: 0.410										4	1	2	0	0	1	1												
1 Luis Valbuena, L OBP: 0.287, SLG: 0.258										4	1	1	0	0	0	2												
16 Jason Donald, R OBP: 0.275, SLG: 0.395										2	0	0	0	0	0	2												
<b>Inning Stats</b>	R: 3 E: 1 K: 0 S: 18	H: 3 LOB: 1 BB: 0 P: 29	R: 0 E: 0 K: 0 S: 9	H: 0 LOB: 0 BB: 0 P: 14	R: 0 E: 0 K: 1 S: 7	H: 0 LOB: 0 BB: 0 P: 11	R: 1 E: 0 K: 0 S: 10	H: 2 LOB: 2 BB: 1 P: 23	R: 0 E: 0 K: 1 S: 9	H: 0 LOB: 1 BB: 1 P: 19	R: 3 E: 0 K: 0 S: 16	H: 4 LOB: 2 BB: 1 P: 26	R: 0 E: 0 K: 1 S: 9	H: 0 LOB: 0 BB: 0 P: 14	R: 0 E: 0 K: 0 S: 10	H: 0 LOB: 1 BB: 0 P: 17	1B: 4 2B: 2 3B: 0 HR: 3	SF: 0 SAC: 1 DP: 0 HBP: 1	WP: 1 PB: 0 SB: 0 CS: 0	PA: 38								
<b>PITCHER</b>	IP	WLS	BF	H	R	ER	SO	BB	IBB	HBP	BLK	WP	HR	S	P	ERA	WHIP											
56 Luis Atilano, R ERA: 4.34	5.0	L	25	7	6	3	2	2	0	0	0	0	0	3	58	103	5.40	1.800										
39 Tyler Walker, R ERA: 3.98	2.0		9	2	1	1	1	1	0	0	0	0	0	20	33	4.50	1.500											
45 Doug Slaten, L ERA: 1.74	1.0		4	0	0	0	0	0	0	1	0	0	0	10	17	0.00	0.000											

Washington Nationals @ Cleveland Indians  
Progressive Field, Cleveland, OH  
Fri Jun 11 2010, 7:07 PM - 9:50 PM EDT  
Att: 22,041 - Partly Cloudy - 79 F

livebaseballscorecards.com

AB 31  
R 2  
H 7  
RBI 2  
BB 4  
SO 5  
LOB 12

Washington Nationals @ Cleveland Indians  
Progressive Field, Cleveland, OH  
Fri Jun 11 2010, 7:07 PM - 9:50 PM EDT  
Att: 22,041 - Partly Cloudy - 79 F

livebaseballscorecards.com

AB 33  
R 7  
H 9  
RBI 7  
BB 3  
SO 3  
LOB 17

Batter	1	2	3	4	5	6	7	8	9	AB	R	H	RBI	BB	SO	LOB	TOP					
1 Nyjer Morgan, L (1, 8) OBP: 0.319, SLG: 0.341 12 Alberto Gonzalez, R (9, PH) OBP: 0.346, SLG: 0.354	G1-3			G4-3			L7		P4	3	0	0	0	0	0	0						
15 Cristian Guzman, S (1, 6) OBP: 0.321, SLG: 0.373	K			G3			G3-1			3	0	0	0	0	1	0						
44 Adam Dunn, L (1, 3) OBP: 0.379, SLG: 0.561	G4-3			K			K			3	0	0	0	0	2	0						
11 Ryan Zimmerman, R (1, 5) OBP: 0.404, SLG: 0.586		G5-3				K			HR	3	1	1	1	0	1	0						
16 Josh Willingham, R (1, 7) OBP: 0.417, SLG: 0.505		P6				K			G5-3	3	0	0	0	0	1	0						
22 Willie Harris, L (1, 10) OBP: 0.257, SLG: 0.347		G4-3				K			K2-3	3	0	0	0	0	2	0						
2 Roger Bernadina, L (1, 9) OBP: 0.341, SLG: 0.409				F7					F8	3	0	1	0	0	0	0						
20 Adam Kennedy, L (1, 4) OBP: 0.329, SLG: 0.338				G4-6-3					L9	3	0	1	0	0	0	1						
23 Wil Nieves, R (1, 2) OBP: 0.202, SLG: 0.245				G5-4-3					G1-3	3	0	0	0	0	0	1						
<b>Inning Stats</b>	R: 0 E: 0 K: 1 S: 12	H: 0 LOB: 0 BB: 0 P: 16	R: 0 E: 0 K: 0 S: 9	H: 0 LOB: 0 BB: 0 P: 17	R: 0 E: 0 K: 0 S: 6	H: 1 LOB: 0 BB: 0 P: 8	R: 0 E: 0 K: 1 S: 9	H: 0 LOB: 0 BB: 0 P: 11	R: 0 E: 0 K: 3 S: 9	H: 0 LOB: 0 BB: 0 P: 12	R: 0 E: 0 K: 0 S: 6	H: 1 LOB: 0 BB: 0 P: 9	R: 0 E: 0 K: 1 S: 8	H: 0 LOB: 0 BB: 0 P: 11	R: 1 E: 0 K: 1 S: 9	H: 1 LOB: 0 BB: 0 P: 15	R: 0 E: 0 K: 0 S: 5	H: 0 LOB: 0 BB: 0 P: 7	1B: 2 2B: 0 3B: 0 HR: 1	SF: 0 SAC: 0 DP: 2 HBP: 0	WP: 0 PB: 0 SB: 0 CS: 0	PA: 28
<b>PITCHER</b> 55 Roberto Hernandez, R (1, 1) ERA: 3.23	IP: 9.0 WLS: W BF: 28 H: 3 R: 1 ER: 1 SO: 7 BB: 0 IBB: 0 HBP: 0 BLK: 0 WP: 0 HR: 1 S: 73 P: 106 ERA: 1.00 WHIP: 0.333															<b>PITCHER</b>						

Washington Nationals @ Cleveland Indians  
 Progressive Field, Cleveland, OH  
 Sat Jun 12 2010, 7:09 PM - 9:10 PM EDT  
 Att: 19,484 - Partly Cloudy - 82 F

AB	28
R	1
H	3
RBI	1
BB	0
SO	7
LOB	2



Batter	1	2	3	4	5	6	7	8	9	AB	R	H	RBI	BB	SO	LOB	BOTTOM			
4 Trevor Crowe, S (1, 8) OBP: 0.311, SLG: 0.333 47 Shelley Duncan, R (7, PH) OBP: 0.333, SLG: 0.433	K	P6		G1-3			G5-3			3	0	0	0	0	1	2				
17 Shin-Soo Choo, L (1, 9) OBP: 0.396, SLG: 0.466	41 E 48 SF8 HBP	41 FC4 1B		G3-1			L9			3	2	1	1	0	0	0				
41 Carlos Santana, S (1, 2) OBP: 0.375, SLG: 0.857	FC4	2B				HR	P6			4	1	2	3	0	0	1				
48 Travis Hafner, L (1, 10) OBP: 0.356, SLG: 0.404	SF8	F8				G6-3				3	0	1	1	0	0	1				
26 Austin Kearns, R (1, 7) OBP: 0.386, SLG: 0.497	K			F8		G5-3				4	0	0	0	0	1	1				
33 Russell Branyan, L (1, 3) OBP: 0.331, SLG: 0.481						F8				4	2	3	1	0	0	0				
2 Jhonny Peralta, R (1, 5) OBP: 0.324, SLG: 0.412		16 1B 17 1B 2B		F7		G6-3				4	1	1	0	0	0	1				
1 Luis Valbuena, L (1, 4) OBP: 0.281, SLG: 0.254		SF8		K		G4-3				2	0	0	1	0	1	1				
16 Jason Donald, R (1, 6) OBP: 0.277, SLG: 0.392		17 1B 41 2B 1B		F9		G5-3				3	1	1	0	0	0	0				
<b>Inning Stats</b>	R: 1 E: 1 K: 2 S: 12	H: 0 LOB: 1 BB: 0 P: 23	R: 4 E: 0 K: 0 S: 17	H: 5 LOB: 1 BB: 0 P: 22	R: 0 E: 0 K: 1 S: 7	H: 1 LOB: 1 BB: 0 P: 10	R: 0 E: 0 K: 0 S: 6	H: 0 LOB: 0 BB: 0 P: 8	R: 1 E: 0 K: 0 S: 9	H: 1 LOB: 0 BB: 0 P: 14	R: 0 E: 0 K: 0 S: 7	H: 0 LOB: 0 BB: 0 P: 11	R: 0 E: 0 K: 0 S: 8	H: 0 LOB: 0 BB: 0 P: 14	R: 1 E: 0 K: 0 S: 8	H: 2 LOB: 0 BB: 0 P: 13	1B: 5 2B: 2 3B: 0 HR: 2	SF: 2 SAC: 0 DP: 0 HBP: 1	WP: 0 PB: 0 SB: 0 CS: 0	PA: 34
<b>PITCHER</b> 51 J.D. Martin, R (1, 1) ERA: 4.19 43 Miguel Batista, R (8, 1) ERA: 4.01	IP: 7.2 WLS: L BF: 33 H: 9 R: 7 ER: 6 SO: 3 BB: 0 IBB: 1 HBP: 0 BLK: 0 WP: 0 HR: 2 S: 72 P: 113 ERA: 7.04 WHIP: 1.174															<b>PITCHER</b>				

Washington Nationals @ Cleveland Indians  
 Progressive Field, Cleveland, OH  
 Sat Jun 12 2010, 7:09 PM - 9:10 PM EDT  
 Att: 19,484 - Partly Cloudy - 82 F

AB	31
R	7
H	9
RBI	7
BB	0
SO	3
LOB	7





Batter	1	2	3	4	5	6	7	8	9	AB	R	H	RBI	BB	SO	LOB	TOP					
7 José Reyes, S OBP: 0.315, SLG: 0.375			G1-3		E1	CS	L7	L9		4	2	1	0	1	0	1	<b>New York Mets @ Cleveland Indians</b> Progressive Field, Cleveland, OH Tue Jun 15 2010, 7:06 PM - 9:46 PM EDT Att: 12,882 - Overcast - 77 F					
16 Angel Pagan, S OBP: 0.337, SLG: 0.412	G4-3		G3		G3		E6		G6-3	5	1	1	0	0	0	3						
5 David Wright, R OBP: 0.384, SLG: 0.528					K		29 HR		K	5	1	3	3	0	2	1						
29 Ike Davis, L OBP: 0.346, SLG: 0.451	G5-6-3				23 FC4-6		44 HR		G6-3	4	1	2	2	1	0	2						
44 Jason Bay, R OBP: 0.364, SLG: 0.426	G4-3				FC6		F9		K	5	0	0	1	0	1	4						
23 Chris Carter, L OBP: 0.289, SLG: 0.500	G3-1				FC4-6		G3		F8	4	0	0	0	0	0	4						
21 Rod Barajas, R OBP: 0.280, SLG: 0.497					F7		G6-3		F7	4	0	1	0	0	0	2						
12 Jeff Francoeur, R OBP: 0.328, SLG: 0.425					FC4		F9		F9	4	1	2	0	0	0	1						
13 Alex Cora, L OBP: 0.306, SLG: 0.286			G6-3		7 E		7 CS			4	1	2	0	0	1	1	 livebaseballscores.com					
					7 E		K															
<b>Inning Stats</b>	R: 1 H: 1 E: 0 K: 0 S: 8	H: 1 LOB: 0 BB: 1 P: 15	R: 0 H: 1 E: 0 K: 0 S: 7	H: 1 LOB: 1 BB: 0 P: 9	R: 0 H: 0 E: 0 K: 0 S: 7	H: 0 LOB: 0 BB: 0 P: 14	R: 0 H: 1 E: 1 K: 1 S: 10	H: 1 LOB: 2 BB: 0 P: 12	R: 5 H: 5 E: 1 K: 0 S: 14	H: 5 LOB: 0 BB: 0 P: 20	R: 0 H: 1 E: 0 K: 1 S: 9	H: 1 LOB: 0 BB: 0 P: 12	R: 1 H: 1 E: 0 K: 0 S: 12	H: 1 LOB: 2 BB: 1 P: 22	R: 0 H: 1 E: 0 K: 0 S: 10	H: 1 LOB: 1 BB: 0 P: 14	R: 0 H: 1 E: 0 K: 2 S: 14	H: 1 LOB: 1 BB: 0 P: 21	1B: 11 2B: 0 3B: 0 HR: 1	SF: 0 SAC: 0 DP: 1 HBP: 0	WP: 0 PB: 0 SB: 2 CS: 1	PA: 42
<b>PITCHER</b>	IP WLS BF H R ER SO BB IBB HBP BLK WP HR S P ERA WHIP																					
63 Justin Masterson, R ERA: 5.02	7.0 L 33 10 7 6 2 2 2 0 0 0 0 0 1 67 104 7.71 1.714																					
50 Jensen Lewis, R ERA: 3.38	1.0 4 1 0 0 0 0 0 0 0 0 0 0 0 10 14 0.00 1.000																					
53 Rafael Perez, L ERA: 5.06	1.0 4 1 0 0 2 0 0 0 0 0 0 0 0 14 21 0.00 1.000																					


Batter	1	2	3	4	5	6	7	8	9	AB	R	H	RBI	BB	SO	LOB	BOTTOM					
4 Trevor Crowe, S OBP: 0.318, SLG: 0.350	L8				P4				F7	5	0	2	2	0	0	1	<b>New York Mets @ Cleveland Indians</b> Progressive Field, Cleveland, OH Tue Jun 15 2010, 7:06 PM - 9:46 PM EDT Att: 12,882 - Overcast - 77 F					
17 Shin-Soo Choo, L OBP: 0.387, SLG: 0.452	F8				L7				G1-3	4	0	0	0	0	0	3						
41 Carlos Santana, S OBP: 0.353, SLG: 0.500	G4-3				G6-3					3	0	0	0	1	1	0						
48 Travis Hafner, L OBP: 0.364, SLG: 0.437					P2				K	4	1	2	1	0	1	1						
26 Austin Kearns, R OBP: 0.378, SLG: 0.481	L5				G6-4-3				F7	4	0	0	0	0	0	2						
33 Russell Brannan, L OBP: 0.329, SLG: 0.468					G4-3				F7	3	2	1	0	1	0	0						
2 Jhonny Peralta, R OBP: 0.323, SLG: 0.405					G4-3				F8	3	2	1	0	1	0	1						
1 Luis Valbuena, L OBP: 0.280, SLG: 0.254					G4-3				B1-3	4	0	1	0	0	1	2						
16 Jason Donald, R OBP: 0.276, SLG: 0.386					G4-3				F8	3	0	1	1	0	0	3						
47 Shelley Duncan, R OBP: 0.343, SLG: 0.531									HR	1	1	1	2	0	0	0	 livebaseballscores.com					
<b>Inning Stats</b>	R: 0 H: 0 E: 0 K: 0 S: 9	H: 0 LOB: 0 BB: 0 P: 14	R: 3 H: 4 E: 0 K: 0 S: 16	H: 4 LOB: 2 BB: 1 P: 25	R: 0 H: 1 E: 0 K: 1 S: 10	H: 1 LOB: 0 BB: 0 P: 13	R: 1 H: 1 E: 0 K: 0 S: 16	H: 1 LOB: 1 BB: 1 P: 21	R: 0 H: 0 E: 0 K: 0 S: 6	H: 0 LOB: 0 BB: 0 P: 9	R: 0 H: 0 E: 0 K: 0 S: 6	H: 0 LOB: 0 BB: 0 P: 9	R: 0 H: 1 E: 0 K: 0 S: 9	H: 1 LOB: 1 BB: 0 P: 12	R: 0 H: 0 E: 0 K: 1 S: 4	H: 0 LOB: 0 BB: 1 P: 11	R: 2 H: 2 E: 0 K: 1 S: 12	H: 2 LOB: 0 BB: 0 P: 18	1B: 6 2B: 1 3B: 0 HR: 2	SF: 0 SAC: 0 DP: 2 HBP: 0	WP: 0 PB: 0 SB: 0 CS: 0	PA: 37
<b>PITCHER</b>	IP WLS BF H R ER SO BB IBB HBP BLK WP HR S P ERA WHIP																					
57 Johan Santana, L ERA: 3.13	7.0 W 29 7 4 4 1 2 0 0 0 0 0 0 1 72 103 5.14 1.286																					
25 Pedro Feliciano, L ERA: 1.78	1.0 H 3 0 0 0 1 1 0 0 0 0 0 0 4 11 0.00 1.000																					
75 Francisco Rodriguez, R ERA: 2.36	1.0 S 5 2 2 2 1 0 0 0 0 0 0 1 12 18 18.00 2.000																					



Batter	1	2	3	4	5	6	7	8	9	AB	R	H	RBI	BB	SO	LOB	TOP							
7 José Reyes, S OBP: 0.313, SLG: 0.372	G3		16 2B 5 2B 1B	G3		G3		L3		5	1	1	0	0	0	3								
16 Angel Pagan, S OBP: 0.343, SLG: 0.421	G5-3 1B		5 2B 2B			K			F8	5	1	3	3	0	1	0								
5 David Wright, R OBP: 0.380, SLG: 0.526	G5-3		29 2B 2B			G4-3			G6-3	5	1	1	2	0	1	2								
29 Ike Davis, L OBP: 0.347, SLG: 0.460		K	44 2B 2B						G4-3	5	1	2	1	0	1	0								
44 Jason Bay, R OBP: 0.367, SLG: 0.433																								
27 Jesús Feliciano, L OBP: 0.182, SLG: 0.182			23 G4-3 2B			K2-3			G5-3	3	0	2	1	0	1	1								
23 Chris Carter, L OBP: 0.286, SLG: 0.500	F8		G4-3							4	1	1	0	0	0	2								
21 Rod Barajas, R OBP: 0.280, SLG: 0.492	G5-3		F7							4	1	1	0	0	0	2								
12 Jeff Francoeur, R OBP: 0.331, SLG: 0.431			G5-3		G6-3					4	1	2	1	0	0	0								
11 Rubén Tejada, R OBP: 0.250, SLG: 0.267			G6-3							3	1	1	0	0	0	1								
<b>Inning Stats</b>	R: 0 E: 0 K: 0 S: 9	H: 1 LOB: 0 BB: 15	R: 0 E: 0 K: 1 S: 9	H: 1 LOB: 1 BB: 17	R: 5 E: 0 K: 0 S: 18	H: 6 LOB: 1 BB: 0 P: 28	R: 0 E: 0 K: 0 S: 6	H: 0 LOB: 0 BB: 0 P: 7	R: 0 E: 0 K: 2 S: 12	H: 1 LOB: 1 BB: 0 P: 15	R: 3 E: 0 K: 1 S: 12	H: 4 LOB: 1 BB: 0 P: 17	R: 0 E: 0 K: 0 S: 7	H: 0 LOB: 0 BB: 0 P: 9	R: 0 E: 0 K: 0 S: 8	H: 1 LOB: 1 BB: 12	R: 0 E: 0 K: 0 S: 6	H: 0 LOB: 0 BB: 9	1B: 7 2B: 7 3B: 0 HR: 0	SF: 0 SAC: 1 DP: 0 HBP: 0	WP: 0 PB: 0 SB: 1 CS: 0	PA: 40		
<b>PITCHER</b>	IP WLS BF H R ER SO BB IBB HBP BLK WP HR S P ERA WHIP	5.2 L 29 13 8 8 3 0 0 0 0 0 0 63 95 12.71 2.294	1.1 4 0 0 0 1 0 0 0 0 0 0 0 10 13 0.00 0.000	2.0 7 1 0 0 0 0 0 0 0 0 0 0 14 21 0.00 0.500																				

**New York Mets @ Cleveland Indians**  
**Progressive Field, Cleveland, OH**  
 Wed Jun 16 20:10, 7:07 PM - 9:56 PM EDT  
 Att: 14,246 - Clear - 75 F

AB	39
R	8
H	14
RBI	8
BB	0
SO	4
LOB	11



Batter	1	2	3	4	5	6	7	8	9	AB	R	H	RBI	BB	SO	LOB	BOTTOM						
20 Anderson Hernandez, S OBP: 0.294, SLG: 0.313	K		F9			G1-6-3			F9	5	0	1	0	0	1	2							
17 Shin-Soo Choo, L OBP: 0.383, SLG: 0.445	F7					L3				4	0	0	0	1	0	3							
41 Carlos Santana, S OBP: 0.381, SLG: 0.471	G5-3		F8							3	1	1	1	1	0	1							
48 Travis Hafner, L OBP: 0.371, SLG: 0.438		47 1B 1B								2	0	1	0	2	1	0							
26 Austin Kearns, R OBP: 0.376, SLG: 0.474		F9			G6-4-3					3	0	0	0	1	0	2							
2 Jhonny Peralta, R OBP: 0.325, SLG: 0.409		K			47 HR 1B				SF7	3	1	2	1	0	1	1							
47 Shelley Duncan, R OBP: 0.359, SLG: 0.611			25 FC6-4 1B							4	1	2	2	0	0	3							
25 Andy Marte, R OBP: 0.366, SLG: 0.424		FC6-4			F8					4	0	0	0	0	0	2							
16 Jason Donald, R OBP: 0.286, SLG: 0.402			G5-3							4	1	2	0	0	1	0							
<b>Inning Stats</b>	R: 0 E: 0 K: 1 S: 7	H: 0 LOB: 0 BB: 0 P: 9	R: 0 E: 0 K: 1 S: 16	H: 2 LOB: 2 BB: 0 P: 22	R: 0 E: 0 K: 0 S: 8	H: 0 LOB: 1 BB: 1 P: 14	R: 2 E: 0 K: 0 S: 11	H: 2 LOB: 0 BB: 1 P: 22	R: 1 E: 0 K: 0 S: 10	H: 2 LOB: 1 BB: 0 P: 15	R: 0 E: 0 K: 1 S: 8	H: 1 LOB: 1 BB: 0 P: 12	R: 0 E: 0 K: 0 S: 6	H: 1 LOB: 1 BB: 0 P: 10	R: 1 E: 0 K: 0 S: 8	H: 0 LOB: 1 BB: 3 P: 23	R: 0 E: 0 K: 1 S: 12	H: 1 LOB: 1 BB: 0 P: 19	1B: 7 2B: 1 3B: 0 HR: 1	SF: 1 SAC: 0 DP: 2 HBP: 0	WP: 0 PB: 0 SB: 0 CS: 0	PA: 38	
<b>PITCHER</b>	IP WLS BF H R ER SO BB IBB HBP BLK WP HR S P ERA WHIP	7.0 W 29 8 3 3 3 2 0 0 0 0 1 66 104 3.86 1.429	0.0 2 0 1 1 0 2 0 0 0 0 0 0 3 11 ∞ ∞	2.0 7 1 0 0 1 1 0 0 0 0 0 0 17 31 0.00 1.000																			

**New York Mets @ Cleveland Indians**  
**Progressive Field, Cleveland, OH**  
 Wed Jun 16 20:10, 7:07 PM - 9:56 PM EDT  
 Att: 14,246 - Clear - 75 F

AB	32
R	4
H	9
RBI	4
BB	5
SO	4
LOB	14



Batter	1	2	3	4	5	6	7	8	9	AB R H RBI BB SO LOB	TOP											
7 José Reyes, S OBP: 0.318, SLG: 0.388										5 2 3 1 0 0 1	<b>New York Mets @ Cleveland Indians</b> Progressive Field, Cleveland, OH Thu Jun 17 2010, 7:06 PM - 9:54 PM EDT Att: 14,339 - Clear - 68 F											
16 Angel Pagan, S OBP: 0.347, SLG: 0.422										4 1 2 0 1 0 1												
5 David Wright, R OBP: 0.377, SLG: 0.519										5 0 1 1 0 1 6												
29 Ike Davis, L OBP: 0.349, SLG: 0.458										5 1 2 2 0 2 3												
12 Jeff Francoeur, R OBP: 0.284, SLG: 0.423										4 0 0 1 0 1 3												
23 Chris Carter, L OBP: 0.298, SLG: 0.489										5 0 2 0 0 0 1												
4 Henry Blanco, R OBP: 0.348, SLG: 0.450										4 0 1 1 0 2 1												
27 Jesús Feliciano, L OBP: 0.267, SLG: 0.214										3 1 1 0 1 0 1												
11 Rubén Tejeda, R OBP: 0.286, SLG: 0.303										3 1 2 0 0 1 1												
<b>Inning Stats</b>	R: 3 E: 0 K: 1 S: 20	H: 6 LOB: 2 BB: 0 P: 27	R: 0 E: 0 K: 0 S: 13	H: 2 LOB: 2 BB: 0 P: 16	R: 0 E: 0 K: 2 S: 10	LOB: 0 BB: 0 P: 11	R: 2 E: 0 K: 0 S: 9	H: 2 LOB: 2 BB: 2 P: 22	R: 0 E: 0 K: 1 S: 11	H: 1 LOB: 1 BB: 0 P: 15	R: 0 E: 0 K: 0 S: 6	H: 0 LOB: 0 BB: 0 P: 6	R: 0 E: 0 K: 1 S: 6	H: 0 LOB: 0 BB: 0 P: 12	R: 1 E: 0 K: 1 S: 15	H: 2 LOB: 1 BB: 0 P: 18	R: 0 E: 0 K: 1 S: 7	H: 1 LOB: 0 BB: 0 P: 9	1B: 12 2B: 1 3B: 1 HR: 0	SF: 1 SAC: 1 DP: 0 HBP: 0	WP: 1 PB: 0 SB: 0 CS: 0	PA: 42
<b>PITCHER</b>	IP WLS BF H R ER SO BB IBB HBP BLK WP HR S P ERA WHIP											IP WLS BF H R ER SO BB IBB HBP BLK WP HR S P ERA WHIP										
37 Jake Westbrook, R ERA: 4.76	7.0 L 33 11 5 5 5 1 1 0 0 0 0 0 75 109 6.43 1.714																					
54 Chris Perez, R ERA: 2.54	1.0 5 2 1 1 1 0 0 0 0 0 0 15 18 9.00 2.000																					
34 Kerry Wood, R ERA: 8.03	1.0 4 1 0 0 1 0 0 0 0 0 1 0 7 9 0.00 1.000																					

Batter	1	2	3	4	5	6	7	8	9	AB R H RBI BB SO LOB	BOTTOM											
16 Jason Donald, R OBP: 0.274, SLG: 0.385										4 0 0 0 0 2 2	<b>New York Mets @ Cleveland Indians</b> Progressive Field, Cleveland, OH Thu Jun 17 2010, 7:06 PM - 9:54 PM EDT Att: 14,339 - Clear - 68 F											
4 Trevor Crowe, S OBP: 0.316, SLG: 0.347										1 0 0 0 0 1 0												
17 Shin-Soo Choo, L OBP: 0.387, SLG: 0.448										5 2 3 0 0 1 0												
41 Carlos Santana, S OBP: 0.385, SLG: 0.545										5 1 2 0 0 1 2												
48 Travis Hafner, L OBP: 0.367, SLG: 0.431										5 1 1 2 0 1 2												
26 Austin Kearns, R OBP: 0.378, SLG: 0.474										4 0 2 0 0 1 2												
33 Russell Branyan, L OBP: 0.321, SLG: 0.455										4 0 0 0 0 2 5												
2 Jhonny Peralta, R OBP: 0.324, SLG: 0.406										4 0 1 1 0 1 0												
47 Shelley Duncan, R OBP: 0.372, SLG: 0.590										3 0 1 0 1 0 0												
1 Luis Valbuena, L OBP: 0.279, SLG: 0.248										3 0 0 0 1 0 3												
<b>Inning Stats</b>	R: 0 E: 0 K: 2 S: 8	H: 0 LOB: 0 BB: 0 P: 10	R: 1 E: 0 K: 1 S: 18	H: 3 LOB: 0 BB: 0 P: 23	R: 1 E: 1 K: 0 S: 12	H: 2 LOB: 2 BB: 0 P: 18	R: 0 E: 0 K: 1 S: 8	H: 0 LOB: 1 BB: 1 P: 16	R: 1 E: 0 K: 2 S: 15	H: 2 LOB: 1 BB: 0 P: 21	R: 0 E: 0 K: 1 S: 8	H: 0 LOB: 1 BB: 1 P: 14	R: 1 E: 1 K: 0 S: 14	H: 2 LOB: 1 BB: 0 P: 21	R: 0 E: 0 K: 0 S: 5	H: 0 LOB: 0 BB: 0 P: 7	R: 0 E: 0 K: 3 S: 11	H: 1 LOB: 1 BB: 0 P: 18	1B: 8 2B: 2 3B: 0 HR: 0	SF: 0 SAC: 0 DP: 0 HBP: 0	WP: 0 PB: 2 SB: 1 CS: 0	PA: 40
<b>PITCHER</b>	IP WLS BF H R ER SO BB IBB HBP BLK WP HR S P ERA WHIP											IP WLS BF H R ER SO BB IBB HBP BLK WP HR S P ERA WHIP										
43 R.A. Dickey, R ERA: 2.87	6.0 W 28 7 3 2 7 2 0 0 0 0 0 69 102 3.00 1.500																					
25 Pedro Feliciano, L ERA: 2.05	1.0 H 5 2 1 1 0 0 0 0 0 0 0 14 21 9.00 2.000																					
64 Elmer Dessens, R ERA: 0.93	1.0 H 3 0 0 0 0 0 0 0 0 0 0 5 7 0.00 0.000																					
75 Francisco Rodríguez, R ERA: 2.29	1.0 S 4 1 0 0 3 0 0 0 0 0 0 0 11 18 0.00 1.000																					



Batter	1	2	3	4	5	6	7	8	9	AB	R	H	RBI	BB	SO	LOB	TOP			
4 Trevor Crowe, S OBP: 0.312, SLG: 0.341	G4-3		L8		L8		1B		FC6-4	5	1	1	1	0	0	3	<b>Cleveland Indians @ Pittsburgh Pirates</b> PNC Park, Pittsburgh, PA Fri Jun 18 2010, 7:07 PM - 9:44 PM EDT Att: 28,478 - Clear - 83 F			
17 Shin-Soo Choo, L OBP: 0.394, SLG: 0.443	F8		G4-3		G4-3		1B		G4-3	5	0	1	1	0	0	2				
41 Carlos Santana, S OBP: 0.467, SLG: 0.625										2	0	2	1	2	0	0				
26 Austin Kearns, R OBP: 0.371, SLG: 0.465	L6				F8		2B			4	0	0	0	0	0	3				
2 Jhonny Peralta, R OBP: 0.327, SLG: 0.409					G5-3				G2-3	3	1	1	0	0	0	1				
47 Shelley Duncan, R OBP: 0.340, SLG: 0.535					F9					4	0	0	0	0	2	3				
25 Andy Marte, R OBP: 0.366, SLG: 0.424					K				K	0	0	0	0	0	0	0				
20 Anderson Hernandez, S OBP: 0.333, SLG: 0.350					F9					4	1	2	0	0	1	1				
16 Jason Donald, R OBP: 0.283, SLG: 0.400					K					4	1	2	1	0	1	2				
55 Roberto Hernandez, R 53 Rafael Perez, L 56 Frank Hermann, L 54 Chris Perez, R 48 Travis Hafner, L 34 Kerry Wood, R					G1-3					3	0	0	0	0	2	3				
<b>Inning Stats</b>	R: 0 H: 0 E: 0 K: 0 S: 11	H: 0 LOB: 1 BB: 1 P: 20	R: 0 H: 0 E: 0 K: 1 S: 7	H: 0 LOB: 1 BB: 0 P: 11	R: 0 H: 0 E: 0 K: 0 S: 8	H: 0 LOB: 0 BB: 0 P: 11	R: 0 H: 1 E: 0 K: 1 S: 11	H: 1 LOB: 1 BB: 0 P: 14	R: 0 H: 1 E: 0 K: 2 S: 10	H: 0 LOB: 0 BB: 0 P: 16	R: 4 H: 6 E: 0 K: 1 S: 17	H: 6 LOB: 2 BB: 0 P: 25	R: 0 H: 0 E: 0 K: 1 S: 6	H: 0 LOB: 0 BB: 0 P: 7	R: 0 H: 1 E: 0 K: 0 S: 10	H: 1 LOB: 2 BB: 0 P: 13	1B: 6 2B: 3 3B: 0 HR: 0	SF: 0 SAC: 0 DP: 1 HBP: 2	WP: 0 PB: 0 SB: 1 CS: 0	PA: 38
<b>PITCHER</b>	IP WLS BF H R ER SO BB IBB HBP BLK WP HR S P ERA WHIP	IP WLS BF H R ER SO BB IBB HBP BLK WP HR S P ERA WHIP	IP WLS BF H R ER SO BB IBB HBP BLK WP HR S P ERA WHIP	IP WLS BF H R ER SO BB IBB HBP BLK WP HR S P ERA WHIP	IP WLS BF H R ER SO BB IBB HBP BLK WP HR S P ERA WHIP	IP WLS BF H R ER SO BB IBB HBP BLK WP HR S P ERA WHIP	IP WLS BF H R ER SO BB IBB HBP BLK WP HR S P ERA WHIP	IP WLS BF H R ER SO BB IBB HBP BLK WP HR S P ERA WHIP	IP WLS BF H R ER SO BB IBB HBP BLK WP HR S P ERA WHIP	IP WLS BF H R ER SO BB IBB HBP BLK WP HR S P ERA WHIP	IP WLS BF H R ER SO BB IBB HBP BLK WP HR S P ERA WHIP	IP WLS BF H R ER SO BB IBB HBP BLK WP HR S P ERA WHIP	IP WLS BF H R ER SO BB IBB HBP BLK WP HR S P ERA WHIP	IP WLS BF H R ER SO BB IBB HBP BLK WP HR S P ERA WHIP	IP WLS BF H R ER SO BB IBB HBP BLK WP HR S P ERA WHIP	IP WLS BF H R ER SO BB IBB HBP BLK WP HR S P ERA WHIP	IP WLS BF H R ER SO BB IBB HBP BLK WP HR S P ERA WHIP			

AB	34
R	4
H	9
RBI	4
BB	2
SO	6
LOB	18

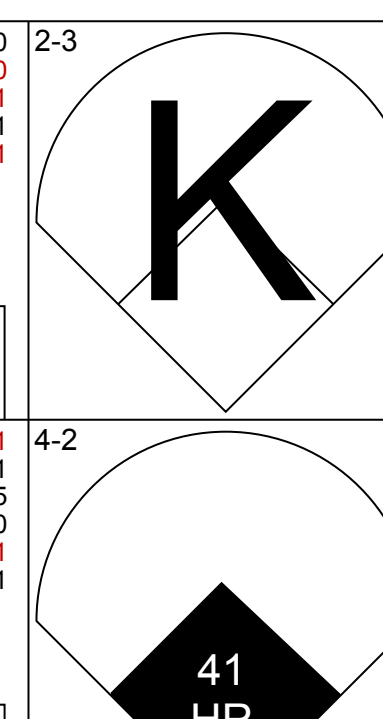
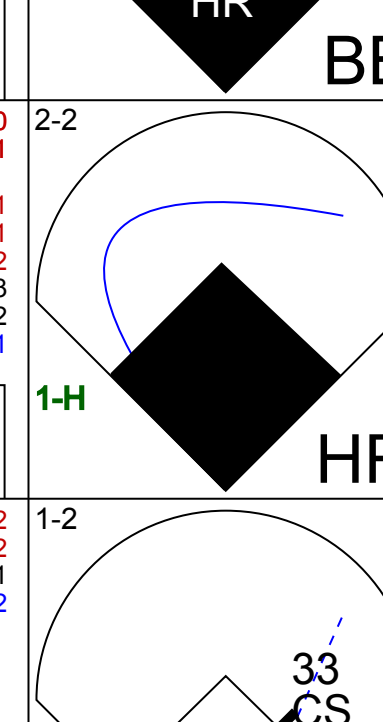
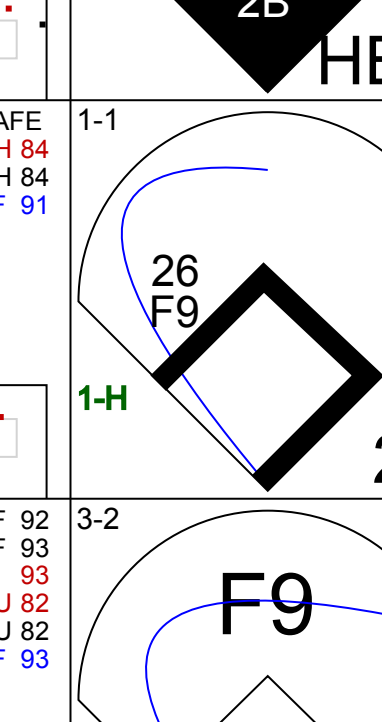
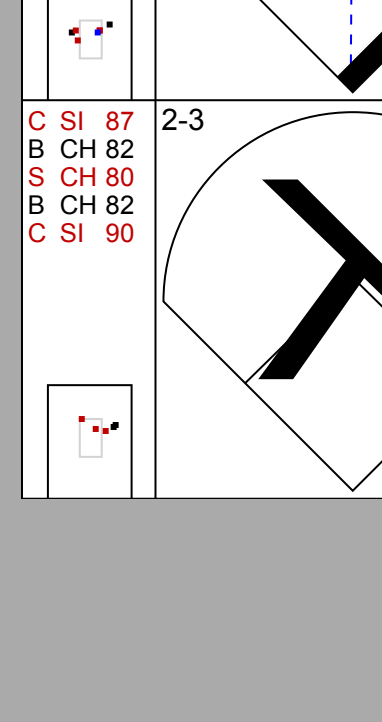
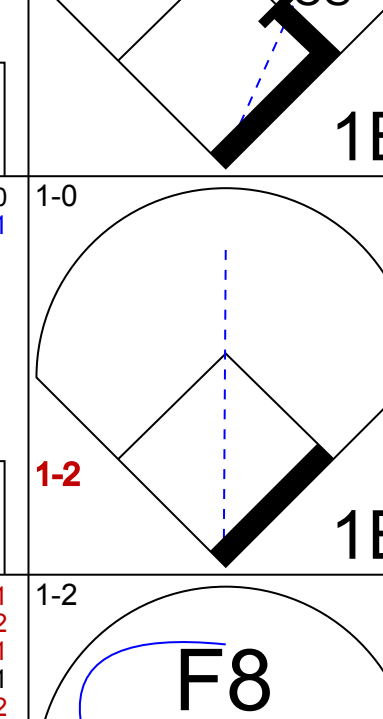
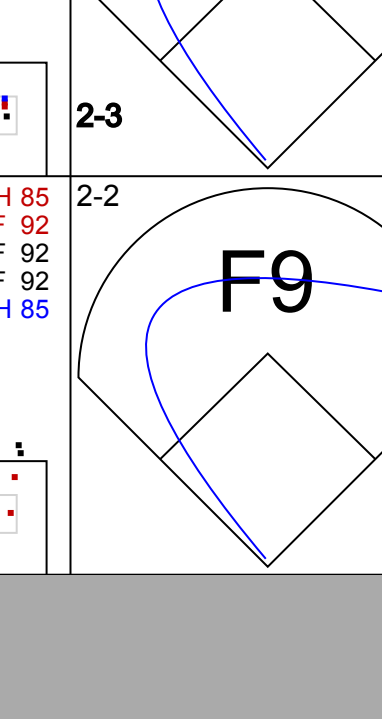


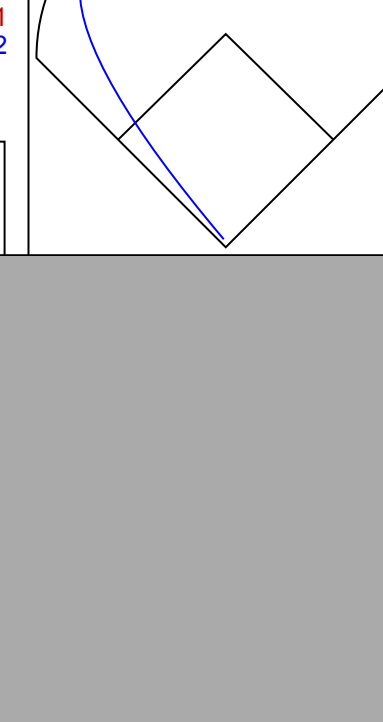
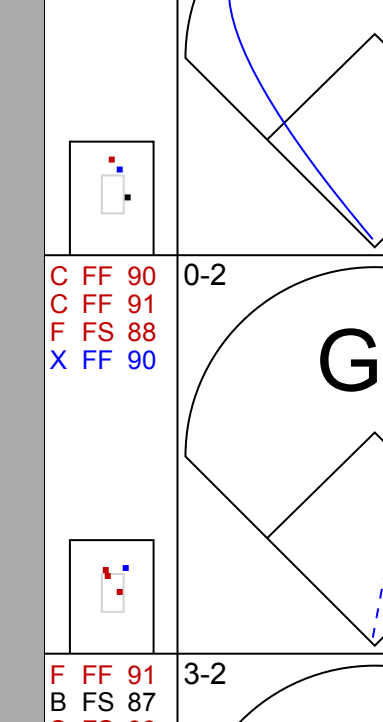

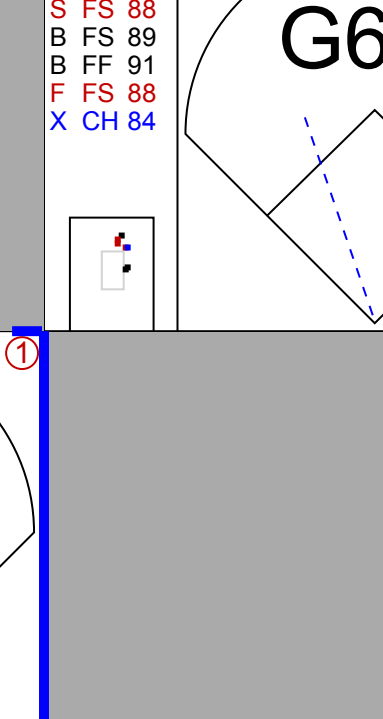
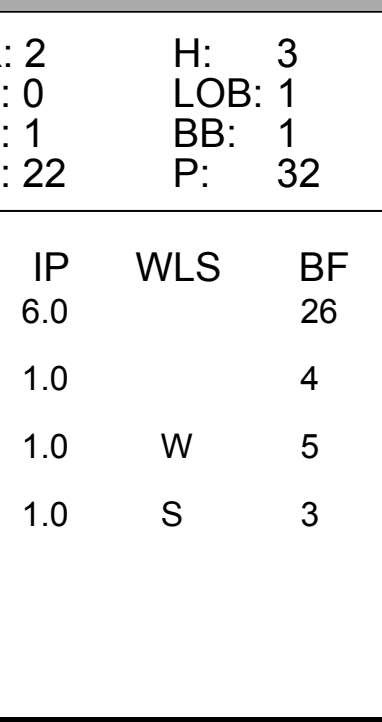
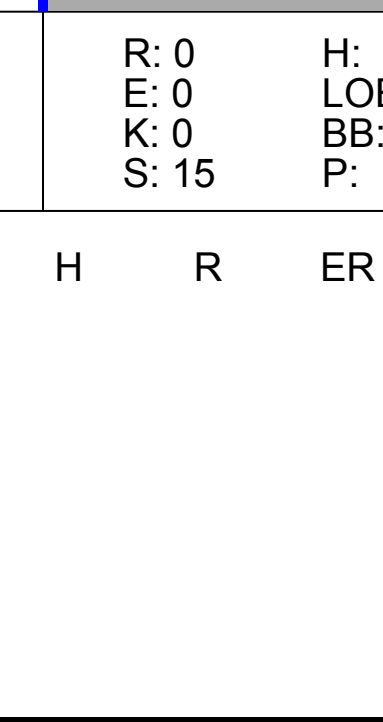


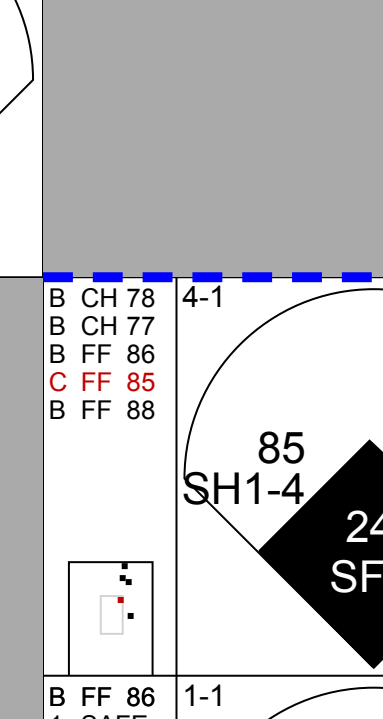

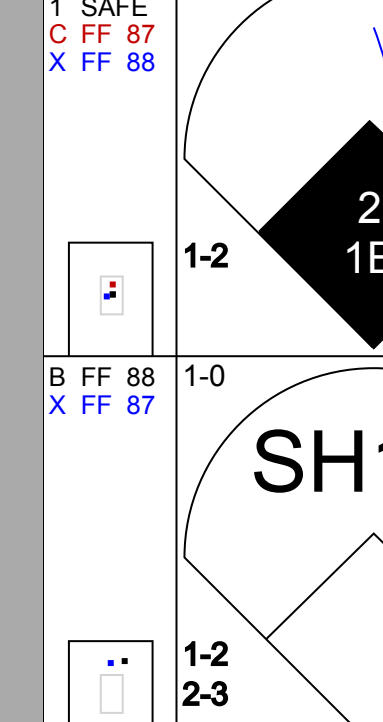
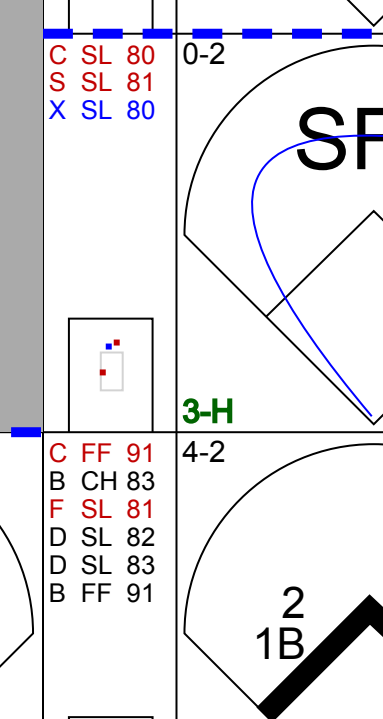


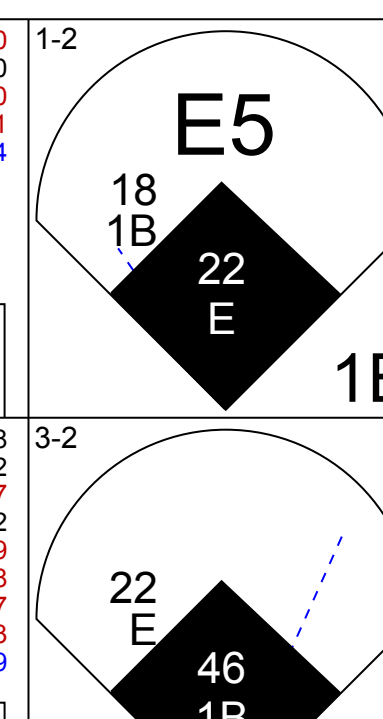
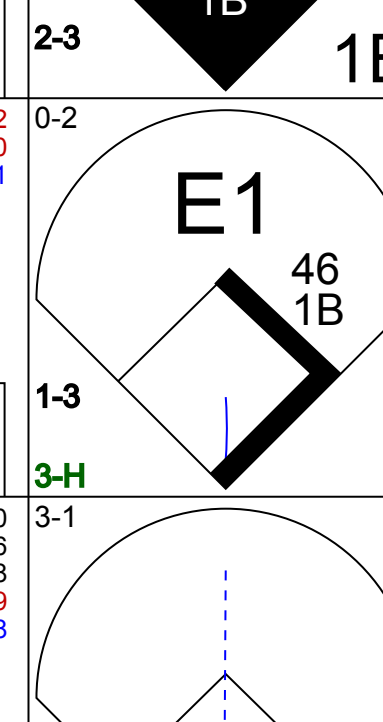


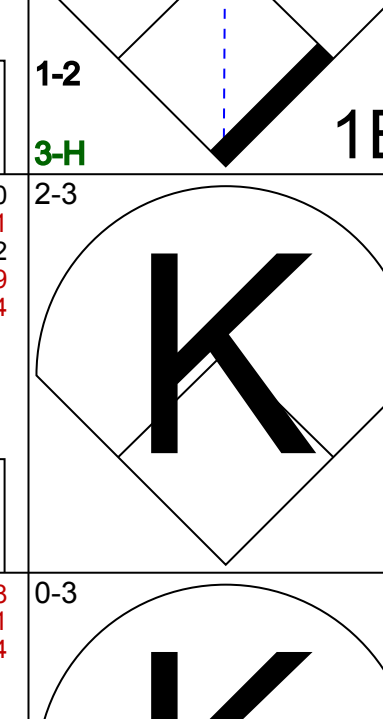
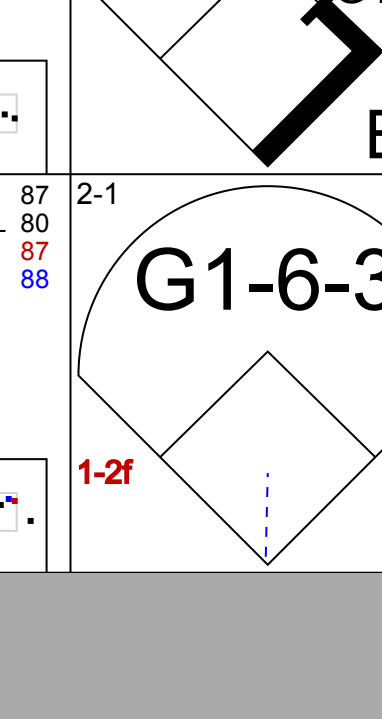
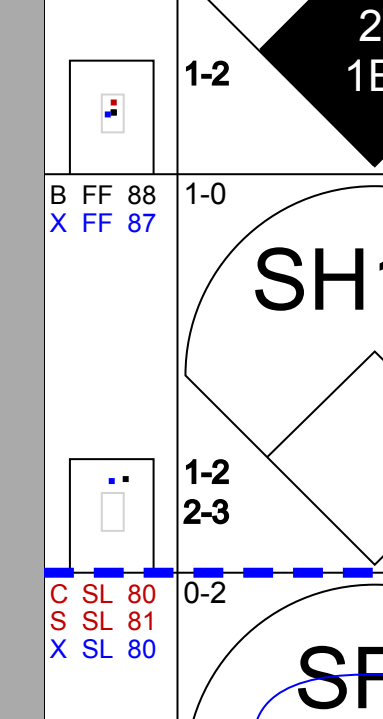
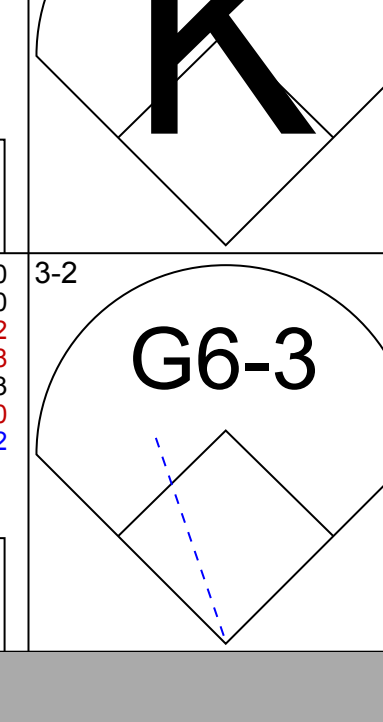

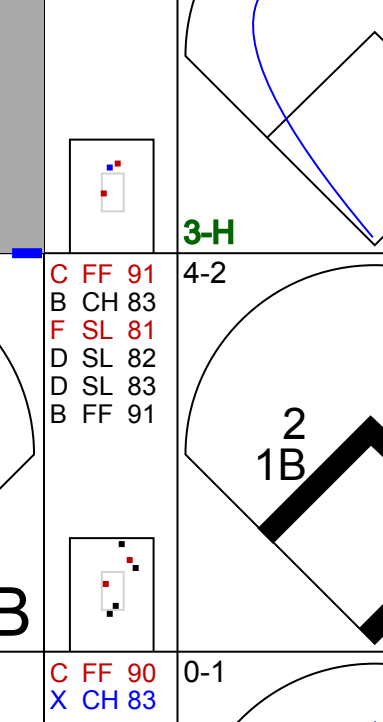


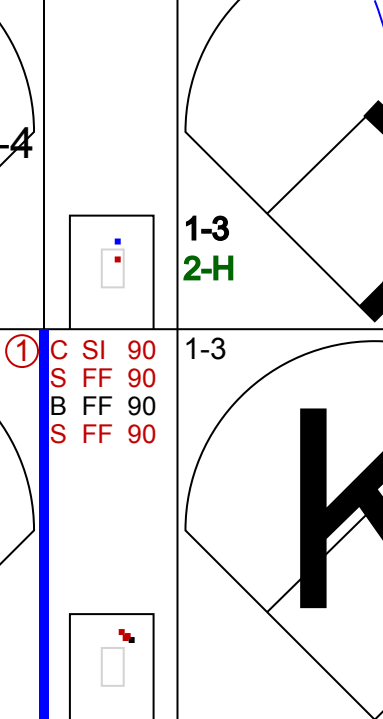
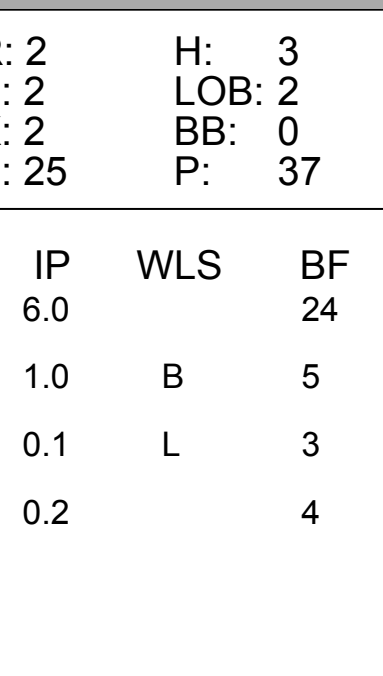
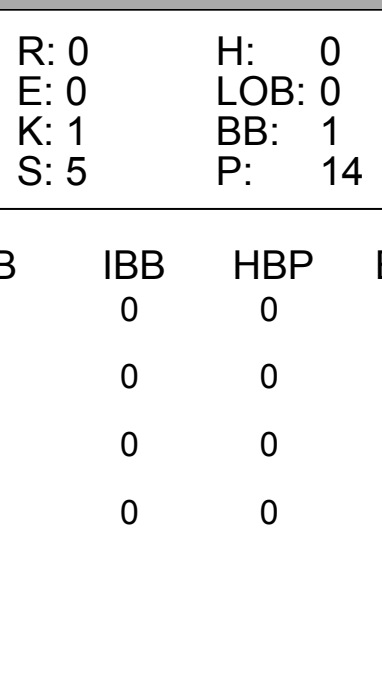
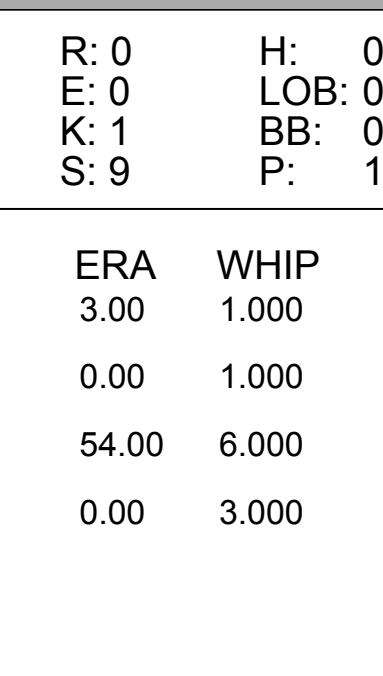
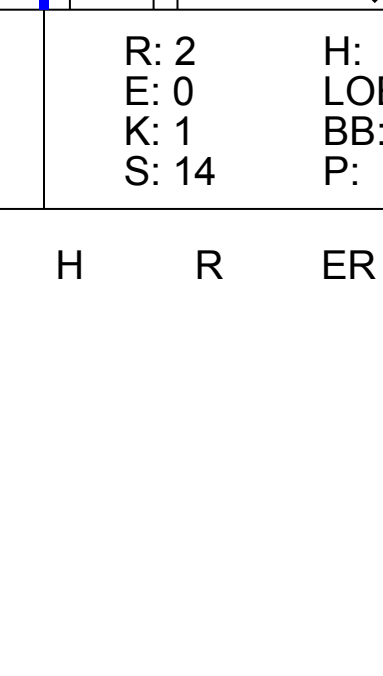
Batter	1	2	3	4	5	6	7	8	9	AB	R	H	RBI	BB	SO	LOB	BOTTOM			
31 Jose Tabata, R OBP: 0.343, SLG: 0.452	K		K							4	0	1	0	0	2	0	<b>Cleveland Indians @ Pittsburgh Pirates</b> PNC Park, Pittsburgh, PA Fri Jun 18 2010, 7:07 PM - 9:44 PM EDT Att: 28,478 - Clear - 83 F			
18 Neil Walker, S OBP: 0.344, SLG: 0.460	K									4	1	2	0	0	1	1				
22 Andrew McCutchen, R OBP: 0.383, SLG: 0.472	G4-3									3	1	0	0	1	1	2				
46 Garrett Jones, L OBP: 0.349, SLG: 0.465										4	1	2	0	0	0	0				
19 Ryan Church, L OBP: 0.219, SLG: 0.311	FC4-6									4	0	1	3	0	0	1				
24 Pedro Alvarez, L OBP: 0.338, SLG: 0.472	F8									4	0	0	0	0	1	2				
41 Ryan Doumit, S OBP: 0.338, SLG: 0.421										3	0	0	0	0	2	2				
5 Ronny Cedeno, R OBP: 0.273, SLG: 0.329										3	0	0	0	0	0	1				
28 Paul Maholm, L Joel Hanrahan, R 53 Brendan Donnelly, R 24 Delwyn Young, S 29 Octavio Dotel, R										2	0	0	0	0	1	0				
<b>Inning Stats</b>	R: 0 H: 0 E: 0 K: 2 S: 10	H: 1 LOB: 1 BB: 0 P: 16	R: 0 H: 1 E: 0 K: 1 S: 9	H: 0 LOB: 0 BB: 0 P: 12	R: 0 H: 0 E: 0 K: 2 S: 10	H: 0 LOB: 0 BB: 0 P: 13	R: 0 H: 1 E: 0 K: 1 S: 7	H: 1 LOB: 0 BB: 0 P: 11	R: 0 H: 1 E: 0 K: 1 S: 7	H: 0 LOB: 0 BB: 0 P: 10	R: 3 H: 3 E: 0 K: 0 S: 19	H: 3 LOB: 1 BB: 1 P: 32	R: 0 H: 1 E: 0 K: 1 S: 10	H: 1 LOB: 0 BB: 0 P: 15	R: 0 H: 0 E: 0 K: 1 S: 5	H: 0 LOB: 0 BB: 0 P: 9		1B: 4 2B: 2 3B: 0 HR: 0	SF: 0 SAC: 0 DP: 0 HBP: 0	WP: 0 PB: 0 SB: 0 CS: 1
<b>PITCHER</b>	IP WLS BF H R ER SO BB IBB HBP BLK WP HR S P ERA WHIP	IP WLS BF H R ER SO BB IBB HBP BLK WP HR S P ERA WHIP	IP WLS BF H R ER SO BB IBB HBP BLK WP HR S P ERA WHIP	IP WLS BF H R ER SO BB IBB HBP BLK WP HR S P ERA WHIP	IP WLS BF H R ER SO BB IBB HBP BLK WP HR S P ERA WHIP	IP WLS BF H R ER SO BB IBB HBP BLK WP HR S P ERA WHIP	IP WLS BF H R ER SO BB IBB HBP BLK WP HR S P ERA WHIP	IP WLS BF H R ER SO BB IBB HBP BLK WP HR S P ERA WHIP	IP WLS BF H R ER SO BB IBB HBP BLK WP HR S P ERA WHIP	IP WLS BF H R ER SO BB IBB HBP BLK WP HR S P ERA WHIP	IP WLS BF H R ER SO BB IBB HBP BLK WP HR S P ERA WHIP	IP WLS BF H R ER SO BB IBB HBP BLK WP HR S P ERA WHIP	IP WLS BF H R ER SO BB IBB HBP BLK WP HR S P ERA WHIP	IP WLS BF H R ER SO BB IBB HBP BLK WP HR S P ERA WHIP	IP WLS BF H R ER SO BB IBB HBP BLK WP HR S P ERA WHIP	IP WLS BF H R ER SO BB IBB HBP BLK WP HR S P ERA WHIP	IP WLS BF H R ER SO BB IBB HBP BLK WP HR S P ERA WHIP			

AB	32
R	3
H	6
RBI	3
BB	1
SO	9
LOB	9





Batter	1	2	3	4	5	6	7	8	9	AB	R	H	RBI	BB	SO	LOB	TOP	
4 Trevor Crowe, S OBP: 0.304, SLG: 0.331			G4-3		F9		G6-3		K	5	0	0	0	0	2	0	<b>Cleveland Indians @ Pittsburgh Pirates</b> PNC Park, Pittsburgh, PA Sun Jun 20 2010, 1:37 PM - 4:32 PM EDT Att: 29,845 - Partly Cloudy - 81 F	
17 Shin-Soo Choo, L OBP: 0.388, SLG: 0.445					G3-1				K	3	2	1	0	1	1	0		
41 Carlos Santana, S OBP: 0.514, SLG: 0.786										4	1	3	3	0	1	1		
26 Austin Kearns, R OBP: 0.371, SLG: 0.462			F9		F7					4	0	2	0	0	0	2		
33 Russell Branyan, L OBP: 0.324, SLG: 0.477			F9		G3-1					4	0	2	0	0	0	1		
2 Jhonny Peralta, R OBP: 0.326, SLG: 0.413					F9					4	0	1	0	0	0	3		
20 Anderson Hernandez, S OBP: 0.320, SLG: 0.333		G5-3						G4		4	0	1	0	0	1	3		
16 Jason Donald, R OBP: 0.280, SLG: 0.392		L3								4	0	1	0	0	0	3		
63 Justin Masterson, R ERA: 4.87		G3-1								2	0	0	0	0	0	2		
25 Andy Marte, R ERA: 4.87										1	0	0	0	0	0	0		
53 Rafael Perez, L ERA: 4.63										0	0	0	0	0	0	0		
50 Jensen Lewis, R ERA: 4.12										0	0	0	0	0	0	0		
49 Tony Sipp, L ERA: 7.04										0	0	0	0	0	0	0		
48 Travis Hafner, L OBP: 0.307, SLG: 0.427										1	0	0	0	0	0	0		
<b>Inning Stats</b>	R: 2 E: 0 K: 1 S: 22	H: 3 LOB: 1 BB: 1 P: 32	R: 0 E: 0 K: 0 S: 7	H: 0 LOB: 0 BB: 0 P: 12	R: 1 E: 0 K: 0 S: 12	H: 1 LOB: 1 BB: 0 P: 22	R: 0 E: 0 K: 0 S: 7	H: 2 LOB: 1 BB: 0 P: 10	R: 0 E: 0 K: 1 S: 10	H: 1 LOB: 1 BB: 0 P: 11	R: 0 E: 0 K: 2 S: 13	H: 1 LOB: 2 BB: 0 P: 21	R: 0 E: 0 K: 0 S: 15	H: 0 LOB: 0 BB: 0 P: 10	1B: 7 2B: 4 3B: 0 HR: 1	SF: 0 SAC: 0 DP: 1 HBP: 1	WP: 0 PB: 0 SB: 0 CS: 1	PA: 38
<b>PITCHER</b>	IP WLS BF H R ER SO BB IBB HBP BLK WP HR S P ERA WHIP																	
32 Brad Lincoln, R ERA: 6.8	6.0 26 8 3 3 2 1 0 1 0 0 1 66 98 4.50 1.500																	
48 Javier Lopez, L ERA: 2.1	1.0 4 1 0 0 2 0 0 0 0 0 0 0 13 21 0.00 1.000																	
53 Brendan Donnelly, R ERA: 5.4	1.0 W 5 2 0 0 0 0 0 0 0 0 0 15 21 0.00 2.000																	
29 Octavio Dotel, R ERA: 5.2	1.0 S 3 0 0 0 2 0 0 0 0 0 0 0 7 10 0.00 0.000																	

Batter	1	2	3	4	5	6	7	8	9	AB	R	H	RBI	BB	SO	LOB	BOTTOM			
31 Jose Tabata, R OBP: 0.295, SLG: 0.375		G5-3			K		G1-3			4	1	1	0	0	1	3	<b>Cleveland Indians @ Pittsburgh Pirates</b> PNC Park, Pittsburgh, PA Sun Jun 20 2010, 1:37 PM - 4:32 PM EDT Att: 29,845 - Partly Cloudy - 81 F			
18 Neil Walker, S OBP: 0.333, SLG: 0.438					F8					4	1	1	0	0	2	2				
22 Andrew McCutchen, R OBP: 0.382, SLG: 0.479					G3					3	1	0	1	1	1	1				
46 Garrett Jones, L OBP: 0.355, SLG: 0.464					G3					3	1	2	1	1	0	0				
85 Lastings Milledge, R OBP: 0.345, SLG: 0.364					G3					3	0	0	0	0	2	3				
19 Ryan Church, L OBP: 0.219, SLG: 0.311										0	0	0	0	0	0	0				
24 Pedro Alvarez, L OBP: 0.158, SLG: 0.125					L7					3	0	0	1	0	1	2				
35 Jason Jaramillo, S OBP: 0.261, SLG: 0.262										3	1	1	0	1	1	2				
2 Bobby Crosby, R OBP: 0.319, SLG: 0.302										3	0	3	1	0	0	0				
32 Brad Lincoln, L ERA: 4.87										1	0	0	0	0	0	1				
15 Andy LaRoche, R ERA: 4.63										0	0	0	0	0	0	0				
53 Brendan Donnelly, R ERA: 5.4										0	0	0	0	0	0	0				
24 Delwyn Young, S ERA: 4.12										1	0	0	0	0	0	2				
29 Octavio Dotel, R ERA: 5.2										0	0	0	0	0	0	0				
<b>Inning Stats</b>	R: 2 E: 2 K: 2 S: 25	H: 3 LOB: 2 BB: 0 P: 37	R: 0 E: 0 K: 1 S: 8	H: 1 LOB: 0 BB: 0 P: 14	R: 0 E: 0 K: 1 S: 5	H: 0 LOB: 0 BB: 1 P: 14	R: 0 E: 0 K: 1 S: 14	H: 1 LOB: 1 BB: 0 P: 21	R: 0 E: 0 K: 1 S: 9	H: 0 LOB: 0 BB: 0 P: 14	R: 0 E: 0 K: 1 S: 6	H: 0 LOB: 0 BB: 0 P: 10	R: 1 E: 1 K: 1 S: 9	H: 1 LOB: 1 BB: 0 P: 13	R: 2 E: 0 K: 1 S: 14	H: 2 LOB: 2 BB: 2 P: 25	1B: 8 2B: 0 3B: 0 HR: 0	SF: 1 SAC: 4 DP: 1 HBP: 0	WP: 1 PB: 0 SB: 0 CS: 0	PA: 36
<b>PITCHER</b>	IP WLS BF H R ER SO BB IBB HBP BLK WP HR S P ERA WHIP																			
63 Justin Masterson, R ERA: 4.87	6.0 24 5 2 2 7 1 0 0 0 0 0 67 110 3.00 1.000																			
53 Rafael Perez, L ERA: 4.63	1.0 B 5 1 1 0 1 0 0 0 0 0 1 0 9 13 0.00 1.000																			
50 Jensen Lewis, R ERA: 4.12	0.1 L 3 1 2 2 0 1 0 0 0 0 0 0 4 10 54.00 6.000																			
49 Tony Sipp, L ERA: 7.04	0.2 4 1 0 0 1 1 0 0 0 0 0 0 10 15 0.00 3.000																			

Batter	1	2	3	4	5	6	7	8	9	AB	R	H	RBI	BB	SO	LOB	TOP										
4 Trevor Crowe, S (1,8) OBP: 0.303, SLG: 0.329	G5-3		G6-3						G4-3	4	0	1	0	0	0	0	<b>Cleveland Indians @ Philadelphia Phillies</b> Citizens Bank Park, Philadelphia, PA Tue Jun 22 2010, 7:09 PM - 9:29 PM EDT Att: 44,836 - Overcast - 84 F <a href="http://livebaseballscorecards.com">livebaseballscorecards.com</a>										
17 Shin-Soo Choo, L (1,9) OBP: 0.389, SLG: 0.444	G4-3			G1-3					G4-3	3	0	1	0	1	0	0											
41 Carlos Santana, S (1,2) OBP: 0.487, SLG: 0.710	G4-3			K					G4-3	3	0	0	0	1	1	2											
26 Austin Kearns, R (1,7) OBP: 0.365, SLG: 0.453		G6-3		K					K	4	0	0	0	0	2	2											
2 Jhonny Peralta, R (1,5) OBP: 0.324, SLG: 0.406		G6-3			G5-3				K	4	0	0	0	0	1	2											
33 Russell Branyan, L (1,3) OBP: 0.324, SLG: 0.494					G1-3				K	3	1	1	1	0	1	0											
20 Anderson Hernandez, S (1,6) OBP: 0.286, SLG: 0.296					F9				G6-3	3	0	0	0	0	0	0											
16 Jason Donald, R (1,4) OBP: 0.273, SLG: 0.381				F8					F8	3	0	0	0	0	0	0											
51 Mitch Talbot, R (1,1)				K					K	2	0	0	0	0	1	0											
47 Shelley Duncan, R (8,PH) OBP: 0.527, SLG: 0.511				K					K	1	0	0	0	0	1	0											
34 Kerry Wood, R (8,1)									K	0	0	0	0	0	0	0											
<b>Inning Stats</b>	R: 0 E: 0 K: 0 S: 9	H: 0 LOB: 0 BB: 0 P: 15	R: 1 E: 0 K: 0 S: 6	H: 1 LOB: 0 BB: 0 P: 12	R: 0 E: 0 K: 1 S: 6	H: 0 LOB: 0 BB: 0 P: 9	R: 0 E: 0 K: 2 S: 8	H: 0 LOB: 0 BB: 0 P: 10	R: 0 E: 0 K: 0 S: 5	H: 0 LOB: 0 BB: 0 P: 7	R: 0 E: 0 K: 0 S: 16	H: 1 LOB: 2 BB: 1 P: 30	R: 0 E: 0 K: 1 S: 7	H: 0 LOB: 0 BB: 0 P: 10	R: 0 E: 0 K: 1 S: 9	H: 0 LOB: 0 BB: 0 P: 14	R: 0 E: 0 K: 2 S: 13	H: 1 LOB: 2 BB: 1 P: 23	1B: 2 2B: 0 3B: 0 HR: 1	SF: 0 SAC: 0 DP: 0 HBP: 0	WP: 0 PB: 0 SB: 1 CS: 0	PA: 32					
<b>PITCHER</b>	IP	WLS	BF	H	R	ER	SO	BB	IBB	HBP	BLK	WP	HR	S	P	ERA	WHIP										
50 Jamie Moyer, L (1,1) ERA: 4.43	8.0	W	27	2	1	1	5	1	0	0	0	0	1	66	107	1.12	0.375										
16 J.C. Romero, L (9,1) ERA: 2.7	0.1	H	3	1	0	0	0	1	0	0	0	0	0	7	13	0.00	6.000										
54 Brad Lidge, R (9,1) ERA: 3.27	0.2	S	2	0	0	0	2	0	0	0	0	0	0	6	10	0.00	0.000										

Batter	1	2	3	4	5	6	7	8	9	AB	R	H	RBI	BB	SO	LOB	BOTTOM										
11 Jimmy Rollins, S (1,6) OBP: 0.429, SLG: 0.578	F7		G4-3						F7	4	0	0	0	0	0	0	<b>Cleveland Indians @ Philadelphia Phillies</b> Citizens Bank Park, Philadelphia, PA Tue Jun 22 2010, 7:09 PM - 9:29 PM EDT Att: 44,836 - Overcast - 84 F <a href="http://livebaseballscorecards.com">livebaseballscorecards.com</a>										
27 Placido Polanco, R (1,5) OBP: 0.345, SLG: 0.429			F9						G6-3	4	1	1	0	0	0	0											
26 Chase Utley, L (1,4) OBP: 0.378, SLG: 0.471			G3						K	2	1	0	0	1	1	0											
6 Ryan Howard, L (1,3) OBP: 0.348, SLG: 0.507			F8						1B	3	0	2	1	0	0	0											
28 Jayson Werth, R (1,9) OBP: 0.362, SLG: 0.539			SF8						F9	1	0	0	1	1	0	1											
29 Raul Ibanez, L (1,7) OBP: 0.338, SLG: 0.400			F8						K	3	0	1	0	0	1	1											
8 Shane Victorino, S (1,8) OBP: 0.319, SLG: 0.451			G4-6-3						F7	2	0	0	0	1	0	2											
23 Brian Schneider, L (1,2) OBP: 0.333, SLG: 0.277			G1-6-3						L7	3	0	0	0	0	0	1											
50 Jamie Moyer, L (1,1) OBP: 0.160, SLG: 0.087			K						F8	2	0	0	0	0	1	0											
3 Ross Gload, L (8,PH) OBP: 0.231, SLG: 0.412										0	0	0	0	0	0	0											
16 J.C. Romero, S (9,1)										0	0	0	0	0	0	0											
54 Brad Lidge, R (9,1)										0	0	0	0	0	0	0											
<b>Inning Stats</b>	R: 2 E: 0 K: 0 S: 9	H: 2 LOB: 1 BB: 1 P: 17	R: 0 E: 0 K: 1 S: 5	H: 0 LOB: 0 BB: 1 P: 12	R: 0 E: 0 K: 0 S: 8	H: 0 LOB: 0 BB: 0 P: 14	R: 0 E: 0 K: 0 S: 9	H: 1 LOB: 1 BB: 1 P: 17	R: 0 E: 0 K: 1 S: 8	H: 0 LOB: 0 BB: 0 P: 17	R: 0 E: 0 K: 1 S: 10	H: 1 LOB: 1 BB: 0 P: 14	R: 0 E: 0 K: 1 S: 8	H: 0 LOB: 0 BB: 0 P: 12	R: 0 E: 0 K: 0 S: 7	H: 0 LOB: 0 BB: 0 P: 11	1B: 4 2B: 1 3B: 0 HR: 0	SF: 1 SAC: 0 DP: 2 HBP: 0	WP: 0 PB: 0 SB: 0 CS: 0	PA: 29							
<b>PITCHER</b>	IP	WLS	BF	H	R	ER	SO	BB	IBB	HBP	BLK	WP	HR	S	P	ERA	WHIP										
51 Mitch Talbot, R (1,1) ERA: 4.08	7.0	L	26	4	2	2	3	3	0	0	0	0	0	57	103	2.57	1.000										
34 Kerry Wood, R (8,1) ERA: 6.91	1.0		3	0	0	0	0	0	0	0	0	0	0	7	11	0.00	0.000										



Batter	1	2	3	4	5	6	7	8	9	AB	R	H	RBI	BB	SO	LOB	TOP																			
4 Trevor Crowe, S OBP: 0.311, SLG: 0.356	G4-3		F7			K		41 WP 2H 2B		4	0	1	1	0	1	1	<b>Cleveland Indians @ Philadelphia Phillies</b> Citizens Bank Park, Philadelphia, PA Thu Jun 24 2010, 1:08 PM - 5:19 PM EDT Att: 45,085 - Sunny - 96 F																			
17 Shin-Soo Choo, L OBP: 0.389, SLG: 0.462 20 Anderson Hernandez, S (7, 7) OBP: 0.300, SLG: 0.310	K			F7		K		K		3	0	0	0	0	2	0																				
41 Carlos Santana, S OBP: 0.438, SLG: 0.632	P3			P4		K		G4-3		4	0	0	0	0	1	1																				
33 Russell Branyan, L OBP: 0.324, SLG: 0.485		P6				P5			L6	4	0	1	0	0	0	0																				
25 Andy Marte, R OBP: 0.326, SLG: 0.368		K			F8				F7	4	0	0	0	0	1	1																				
47 Shelley Duncan, R OBP: 0.321, SLG: 0.490					F7				K	4	0	1	0	0	2	0																				
1 Luis Valbuena, L OBP: 0.289, SLG: 0.245						FC4-6 1B			G3	3	1	0	0	0	0	1																				
16 Jason Donald, R OBP: 0.293, SLG: 0.427										3	2	3	2	0	0	0																				
55 Roberto Hernandez, R (1, 1) 57 Hector Ambriz, L (5, 1) 50 Jensen Lewis, R (6, 1) 48 Travis Hafner, L (8, PH) 38 Joe Smith, R (8, 1)										1	0	0	0	0	0	0																				
<b>Inning Stats</b>	R: 0 E: 0 K: 1 S: 8	H: 0 LOB: 0 BB: 0 P: 9	R: 0 E: 0 K: 1 S: 9	H: 0 LOB: 0 BB: 0 P: 15	R: 0 E: 0 K: 0 S: 7	H: 1 LOB: 1 BB: 0 P: 9	R: 0 E: 0 K: 0 S: 6	H: 1 LOB: 1 BB: 0 P: 7	R: 2 E: 0 K: 1 S: 13	H: 2 LOB: 0 BB: 0 P: 16	R: 0 E: 0 K: 2 S: 9	H: 0 LOB: 0 BB: 0 P: 16	R: 0 E: 0 K: 1 S: 8	H: 0 LOB: 0 BB: 0 P: 8	R: 1 E: 0 K: 2 S: 11	H: 2 LOB: 1 BB: 0 P: 16		R: 0 E: 0 K: 1 S: 9	H: 0 LOB: 0 BB: 0 P: 13	1B: 3 2B: 2 3B: 0 HR: 1	SF: 0 SAC: 1 DP: 0 HBP: 0	WP: 1 PB: 0 SB: 0 CS: 0	PA: 33													
<b>PITCHER</b>	IP	WLS	BF	H	R	ER	SO	BB	IBB	HBP	BLK	WP	HR	S	P	ERA	WHIP	<b>PITCHER</b>		IP	WLS	BF	H	R	ER	SO	BB	IBB	HBP	BLK	WP	HR	S	P	ERA	WHIP
56 Joe Blanton, R ERA: 6.53	7.2	W	29	6	3	3	8	0	0	0	0	0	1	69	92	3.52	0.783			44 Nelson Figueroa, R ERA: 4.5	1.1	4	0	0	0	1	0	0	0	0	11	17	0.00	0.000		

AB	32
R	3
H	6
RBI	3
BB	0
SO	9
LOB	6



Batter	1	2	3	4	5	6	7	8	9	AB	R	H	RBI	BB	SO	LOB	BOTTOM																			
8 Shane Victorino, S OBP: 0.319, SLG: 0.445	G4-3	G1		G1-3		27 2B		G4-3		5	1	1	1	0	0	2	<b>Cleveland Indians @ Philadelphia Phillies</b> Citizens Bank Park, Philadelphia, PA Thu Jun 24 2010, 1:08 PM - 5:19 PM EDT Att: 45,085 - Sunny - 96 F																			
27 Placido Polanco, R OBP: 0.351, SLG: 0.438	G1-3					26 1B				5	2	4	2	0	0	0																				
26 Chase Utley, L OBP: 0.385, SLG: 0.476 7 Juan Castro, R OBP: 0.243, SLG: 0.266						6 FC3				3	2	3	1	0	0	0																				
6 Ryan Howard, L OBP: 0.349, SLG: 0.502 3 Ross Gload, L OBP: 0.222, SLG: 0.396						28 1B				1	0	0	0	0	1	1																				
6 Ryan Howard, L OBP: 0.349, SLG: 0.502 3 Ross Gload, L OBP: 0.222, SLG: 0.396						29 6-4-3				3	1	0	1	1	0	3																				
28 Jayson Werth, R OBP: 0.375, SLG: 0.566						21 1B				1	0	0	0	0	0	0																				
29 Raul Ibanez, L OBP: 0.338, SLG: 0.399						29 G6-4-3				4	1	3	2	0	1	0																				
21 Wilson Valdez, R OBP: 0.270, SLG: 0.383						21 1B				4	1	1	0	1	0	3																				
4 Dane Sardinha, R OBP: 0.250, SLG: 1.000						29 BB				4	1	2	2	0	0	1																				
56 Joe Blanton, R OBP: 0.286, SLG: 0.211 44 Nelson Figueroa, R OBP: 0.500, SLG: 0.750						21 BB				3	1	0	0	0	0	0																				
<b>Inning Stats</b>	R: 0 E: 0 K: 0 S: 13	H: 1 LOB: 1 BB: 0 P: 20	R: 5 E: 1 K: 0 S: 19	H: 4 LOB: 1 BB: 0 P: 25	R: 0 E: 0 K: 0 S: 7	H: 1 LOB: 0 BB: 0 P: 12	R: 0 E: 0 K: 0 S: 8	H: 0 LOB: 0 BB: 0 P: 12	R: 2 E: 0 K: 0 S: 14	H: 3 LOB: 1 BB: 0 P: 20	R: 5 E: 0 K: 0 S: 16	H: 5 LOB: 2 BB: 2 P: 29	R: 0 E: 0 K: 1 S: 12	H: 1 LOB: 1 BB: 0 P: 15	R: 0 E: 0 K: 1 S: 6	H: 0 LOB: 0 BB: 0 P: 10	1B: 13 2B: 1 3B: 0 HR: 1	SF: 2 SAC: 0 DP: 2 HBP: 1	WP: 0 PB: 0 SB: 1 CS: 0	PA: 42																
<b>PITCHER</b>	IP	WLS	BF	H	R	ER	SO	BB	IBB	HBP	BLK	WP	HR	S	P	ERA	WHIP	<b>PITCHER</b>		IP	WLS	BF	H	R	ER	SO	BB	IBB	HBP	BLK	WP	HR	S	P	ERA	WHIP
55 Roberto Hernandez, R ERA: 3.64	1.1	3	4	5	5	0	2	0	0	0	0	0	1	17	33	27.00	3.600			57 Hector Ambriz, R ERA: 6.0	1.2	10	4	5	5	0	2	0	0	0	0	17	20	0.00	1.500	
50 Jensen Lewis, R ERA: 3.86	1.1	6	2	0	0	1	0	0	0	0	0	0	0	6	10	0.00	0.000			38 Joe Smith, R ERA: 6.75	1.0	3	0	0	0	1	0	0	0	0	6	10	0.00	0.000		





Batter	1	2	3	4	5	6	7	8	9	AB	R	H	RBI	BB	SO	LOB	TOP								
4 Trevor Crowe, S OBP: 0.313, SLG: 0.353										4	1	1	0	1	1	3									
17 Shin-Soo Choo, L OBP: 0.389, SLG: 0.457										3	0	0	0	2	0	1									
41 Carlos Santana, S 38 Joe Smith, R 47 Shelley Duncan, R 56 Frank Herrmann, L 49 Tony Sipp, L 12 Jayson Nix, R										3	1	1	2	0	0	3									
26 Austin Kearns, R OBP: 0.359, SLG: 0.439										5	0	1	0	0	1	2									
33 Russell Branyan, L OBP: 0.294, SLG: 0.488										3	0	1	0	1	0	2									
2 Johnny Peralta, R OBP: 0.325, SLG: 0.414										3	1	1	1	1	0	2									
20 Anderson Hernandez, S OBP: 0.294, SLG: 0.303										4	0	1	0	0	0	2									
16 Jason Donald, R OBP: 0.292, SLG: 0.421										4	0	1	0	0	0	2									
32 Aaron Laffey, L 25 Andy Marte, R 52 Mike Redmond, R										1	0	0	0	0	0	2									
<b>Inning Stats</b>	R: 0 E: 0 K: 0 S: 6	H: 1 LOB: 1 BB: 1 P: 13	R: 0 E: 0 K: 0 S: 12	H: 1 LOB: 2 BB: 1 P: 21	R: 0 E: 0 K: 0 S: 9	H: 1 LOB: 2 BB: 1 P: 13	R: 0 E: 0 K: 0 S: 6	H: 0 LOB: 0 BB: 0 P: 8	R: 2 E: 0 K: 1 S: 9	H: 1 LOB: 0 BB: 1 P: 16	R: 1 E: 0 K: 1 S: 13	H: 3 LOB: 2 BB: 0 P: 23	R: 0 E: 0 K: 0 S: 8	H: 1 LOB: 2 BB: 1 P: 14	R: 0 E: 0 K: 1 S: 11	H: 1 LOB: 0 BB: 0 P: 19	R: 0 E: 0 K: 0 S: 9	H: 0 LOB: 0 BB: 0 P: 13	1B: 6 2B: 1 3B: 0 HR: 2	SF: 0 SAC: 0 DP: 1 HBP: 0	WP: 1 PB: 0 SB: 1 CS: 0	PA: 40			
<b>PITCHER</b>	IP	WLS	BF	H	R	ER	SO	BB	IBB	HBP	BLK	WP	HR	S	P	ERA	WHIP								
39 Aaron Harang, R ERA: 5.07	7.0	W	33	8	3	3	2	5	0	0	0	1	2	63	108	3.86	1.857								
66 Logan Ondrusek, R ERA: 6.48	1.0		4	1	0	0	1	0	0	0	0	0	0	11	19	0.00	1.000								
33 Micah Owings, R ERA: 5.08	1.0		3	0	0	0	0	0	0	0	0	0	0	9	13	0.00	0.000								

Cleveland Indians @ Cincinnati Reds  
Great American Ball Park, Cincinnati, OH  
Fri Jun 25 2010, 7:12 PM - 9:58 PM EDT  
Att: 32,844 - Partly Cloudy - 86 F

AB	35
R	3
H	9
RBI	3
BB	5
SO	3
LOB	21



Batter	1	2	3	4	5	6	7	8	9	AB	R	H	RBI	BB	SO	LOB	BOTTOM								
4 Brandon Phillips, R OBP: 0.366, SLG: 0.478										5	1	2	0	0	1	2									
2 Orlando Cabrera, R OBP: 0.278, SLG: 0.332										5	1	2	0	0	1	1									
7 Paul Janish, R OBP: 0.346, SLG: 0.364										3	1	0	0	2	3	3									
19 Joey Votto, L OBP: 0.409, SLG: 0.545										3	1	1	2	1	1	2									
27 Scott Rolen, R OBP: 0.366, SLG: 0.581										1	0	0	0	0	1	0									
43 Miguel Cairo, R OBP: 0.311, SLG: 0.384										3	1	1	1	0	1	0									
31 Jonny Gomes, R OBP: 0.347, SLG: 0.495										3	1	1	1	0	1	0									
32 Jay Bruce, L OBP: 0.394, SLG: 0.479										2	3	2	1	1	0	0									
6 Drew Stubbs, R OBP: 0.309, SLG: 0.397										4	2	2	4	0	0	2									
55 Ramon Hernandez, R OBP: 0.374, SLG: 0.389										4	0	1	0	0	0	1									
37 Corky Miller, R OBP: 0.222, SLG: 0.200										0	0	0	0	0	0	0									
39 Aaron Harang, R OBP: 0.161, SLG: 0.194										3	0	0	0	0	2	1									
17 Laynce Nix, L OBP: 0.271, SLG: 0.435										1	0	1	1	0	0	0									
66 Logan Ondrusek, R 33 Micah Owings, R										0	0	0	0	0	0	0									
<b>Inning Stats</b>	R: 0 E: 1 K: 3 S: 12	H: 0 LOB: 1 BB: 0 P: 19	R: 2 E: 0 K: 1 S: 11	H: 1 LOB: 1 BB: 1 P: 19	R: 3 E: 0 K: 0 S: 16	H: 2 LOB: 1 BB: 2 P: 30	R: 0 E: 0 K: 1 S: 10	H: 2 LOB: 0 BB: 0 P: 18	R: 4 E: 1 K: 2 S: 18	H: 5 LOB: 1 BB: 0 P: 26	R: 0 E: 0 K: 1 S: 7	H: 0 LOB: 0 BB: 1 P: 11	R: 1 E: 0 K: 0 S: 13	H: 2 LOB: 1 BB: 0 P: 16	R: 0 E: 0 K: 2 S: 9	H: 0 LOB: 0 BB: 0 P: 13	R: 0 E: 0 K: 0 S: 9	H: 0 LOB: 0 BB: 0 P: 13	1B: 7 2B: 3 3B: 0 HR: 2	SF: 2 SAC: 0 DP: 1 HBP: 0	WP: 0 PB: 0 SB: 2 CS: 0	PA: 40			
<b>PITCHER</b>	IP	WLS	BF	H	R	ER	SO	BB	IBB	HBP	BLK	WP	HR	S	P	ERA	WHIP								
32 Aaron Laffey, L ERA: 6.37	4.0	L	21	5	5	5	5	3	0	0	0	0	1	49	86	11.25	2.000								
36 Joe Smith, R ERA: 8.1	2.0		11	5	4	3	3	1	0	0	0	0	1	25	37	13.50	3.000								
56 Frank Herrmann, R ERA: 2.79	1.0		5	2	1	1	0	0	0	0	0	0	0	13	16	9.00	2.000								
49 Tony Sipp, L ERA: 6.48	1.0		3	0	0	0	2	0	0	0	0	0	0	9	13	0.00	0.000								

Cleveland Indians @ Cincinnati Reds  
Great American Ball Park, Cincinnati, OH  
Fri Jun 25 2010, 7:12 PM - 9:58 PM EDT  
Att: 32,844 - Partly Cloudy - 86 F

AB	34
R	10
H	12
RBI	9
BB	4
SO	10
LOB	12



Batter	1	2	3	4	5	6	7	8	9	AB	R	H	RBI	BB	SO	LOB	TOP			
<b>4 Trevor Crowe, S</b> (1, 8) OBP: 0.316, SLG: 0.350	<b>L9</b>	<b>P5</b>		<b>G4-6-3</b> 17 BB		<b>G5-3</b>			<b>41 WP</b> 26 1B	4	1	1	0	1	0	3				
<b>17 Shin-Soo Choo, L</b> (1, 9) OBP: 0.389, SLG: 0.452	<b>41 S</b> 41 2B		<b>CS</b> 26 1B	<b>G4-6-3</b>			<b>K</b>		<b>F7</b>	3	1	0	0	2	1	3				
<b>41 Carlos Santana, S</b> (1, 2) OBP: 0.446, SLG: 0.682		<b>1-H</b> 2B	<b>F9</b>		<b>K</b>				<b>26 1B</b>	3	0	1	1	2	1	1				
<b>26 Austin Kearns, R</b> (1, 7) OBP: 0.359, SLG: 0.438	<b>G5-3</b>		<b>1-2</b> 1B		<b>K</b>				<b>L7</b>	5	0	2	1	0	1	2				
<b>Russell Branyan, L</b> (1, 3) OBP: 0.328, SLG: 0.491	<b>F7</b>		<b>2-3</b> 1B		<b>K</b>				<b>F8</b>	3	0	1	0	0	1	3				
<b>47 Shelley Duncan, R</b> (7, PH) OBP: 0.321, SLG: 0.481			<b>2-3</b> 1B		<b>2B</b>				<b>K</b>	2	0	0	0	0	1	3				
<b>2 Jhonny Peralta, R</b> (1, 5) OBP: 0.326, SLG: 0.413	<b>FC6-4</b> 20 BB			<b>12 2B</b> 20 2B		<b>K</b>			<b>G6-3</b>	3	1	1	0	1	1	1				
<b>12 Jayson Nix, R</b> (1, 4) OBP: 0.279, SLG: 0.264		<b>L7</b>		<b>20 2B</b>		<b>63 BB</b> 3H2-6-4			<b>G6-3</b>	3	1	1	0	1	0	1				
<b>20 Anderson Hernandez, S</b> (1, 6) OBP: 0.289, SLG: 0.324	<b>FC6-4</b> 63 1B		<b>1-2</b> 2B	<b>2-H</b> 2B		<b>L9</b>			<b>G2</b>	4	0	1	2	0	0	2				
<b>63 Justin Masterson, R</b> (1, 1) OBP: 0.250, SLG: 0.250	<b>1-2</b> 1B			<b>2-H</b> 2B		<b>SH2-6-4</b>			<b>G6-3</b>	2	0	1	0	0	1	1				
<b>56 Frank Herrmann, L</b> (6, 1)										0	0	0	0	0	0	0				
<b>53 Rafael Perez, L</b> (7, 1)										0	0	0	0	0	0	0				
<b>54 Chris Perez, R</b> (8, 1)										0	0	0	0	0	0	0				
<b>48 Travis Hafner, L</b> (9, PH) OBP: 0.362, SLG: 0.421	<b>1-2</b> 1B									1	0	0	0	0	0	0				
<b>Inning Stats</b>	R: 1 E: 0 K: 0 S: 9	H: 1 LOB: 1 BB: 1 P: 21	R: 0 E: 0 K: 0 S: 12	H: 1 LOB: 2 BB: 1 P: 19	R: 0 E: 0 K: 1 S: 9	H: 1 LOB: 1 BB: 1 P: 18	R: 2 E: 0 K: 1 S: 13	H: 3 LOB: 1 BB: 1 P: 21	R: 0 E: 0 K: 3 S: 12	H: 0 LOB: 1 BB: 0 P: 17	R: 0 E: 0 K: 1 S: 8	H: 0 LOB: 0 BB: 1 P: 18	R: 0 E: 0 K: 0 S: 8	H: 0 LOB: 0 BB: 0 P: 12	R: 1 E: 0 K: 1 S: 15	H: 2 LOB: 2 BB: 1 P: 26	1B: 5 2B: 4 3B: 0 HR: 0	SF: 0 SAC: 1 DP: 1 HBP: 0	WP: 1 PB: 0 SB: 1 CS: 1	PA: 41
<b>PITCHER</b>	IP WLS BF H R ER SO	IP WLS BF H R ER SO	IP WLS BF H R ER SO	IP WLS BF H R ER SO	IP WLS BF H R ER SO	IP WLS BF H R ER SO	IP WLS BF H R ER SO	IP WLS BF H R ER SO	IP WLS BF H R ER SO	IP WLS BF H R ER SO	IP WLS BF H R ER SO	IP WLS BF H R ER SO	IP WLS BF H R ER SO	IP WLS BF H R ER SO	IP WLS BF H R ER SO	IP WLS BF H R ER SO	IP WLS BF H R ER SO	ERA WHIP	ERA WHIP	ERA WHIP
<b>63 Sam LeCure, R</b> (1, 1) ERA: 4.86	3.1	19	6	3	3	2	4	0	0	0	0	0	0	0	0	0	0	0	8.10	3.000
<b>33 Micah Owings, R</b> (4, 1) ERA: 4.7	2.1	8	1	0	0	3	1	0	0	0	0	0	0	0	0	0	0	0	0.00	0.857
<b>52 Daniel Herrera, L</b> (6, 1) ERA: 3.86	0.1	W	1	0	0	0	0	0	0	0	0	0	0	0	0	0	0	0	0.00	0.000
<b>53 Arthur Rhodes, L</b> (7, 1) ERA: 0.28	1.0	H	4	0	0	0	1	0	0	0	0	0	0	0	0	0	0	0	0.00	1.000
<b>40 Nick Masset, R</b> (8, 1) ERA: 6.09	1.0	H	3	0	0	0	0	0	0	0	0	0	0	0	0	0	0	0	0.00	0.000

Cleveland Indians @ Cincinnati Reds  
Great American Ball Park, Cincinnati, OH  
Sat Jun 26 2010, 7:13 PM - 10:19 PM EDT  
Att: 37,757 - Partly Cloudy - 88 F

AB 33  
R 4  
H 9  
RBI 4  
BB 7  
SO 7  
LOB 20



Batter	1	2	3	4	5	6	7	8	9	AB	R	H	RBI	BB	SO	LOB	BOTTOM			
<b>4 Brandon Phillips, R</b> (1, 4) OBP: 0.371, SLG: 0.480	<b>FC6-4</b> 2 BB		<b>G4-3</b>			<b>19 G3</b> 2 WP			<b>CS</b>	3	0	2	1	1	0	0				
<b>2 Orlando Cabrera, R</b> (1, 6) OBP: 0.281, SLG: 0.332	<b>FC6-4</b> 27 1B		<b>K</b>		<b>19 G3</b>	<b>CS</b>			<b>19 BB</b>	3	1	1	0	1	1	1				
<b>19 Joey Volto, L</b> (1, 3) OBP: 0.407, SLG: 0.539	<b>F7</b>			<b>G3-1</b>	<b>G3</b>				<b>BB</b>	3	0	0	1	1	0	3				
<b>27 Scott Rolen, R</b> (1, 5) OBP: 0.368, SLG: 0.578	<b>1-H</b> 1B			<b>BB</b>	<b>F7</b>				<b>F7</b>	3	0	1	1	1	0	4				
<b>32 Jay Bruce, L</b> (1, 9) OBP: 0.362, SLG: 0.475	<b>G4-3</b>			<b>F7</b>		<b>17 WP</b> 17 1B			<b>K</b>	4	1	1	0	0	1	4				
<b>17 Laynce Nix, L</b> (1, 7) OBP: 0.270, SLG: 0.427	<b>G1</b>			<b>G3</b>		<b>55 SH1-4</b> 43 BB			<b>G6-3</b>	4	1	1	1	0	0	3				
<b>6 Drew Stubbs, R</b> (1, 8) OBP: 0.312, SLG: 0.396	<b>L4</b>			<b>33 1B</b>	<b>55 E</b>	<b>43 SF9</b> 4 1B			<b>K</b>	3	2	1	0	1	1	0				
<b>55 Ramon Hernandez, R</b> (1, 2) OBP: 0.368, SLG: 0.381				<b>L3</b>		<b>SH1-4</b>			<b>K</b>	3	0	0	0	0	2	1				
<b>63 Sam LeCure, R</b> (1, 1) ERA: 4.86				<b>L4</b>		<b>SF9</b>			<b>K</b>	1	0	0	0	0	0	0				
<b>33 Micah Owings, R</b> (4, 1) ERA: 4.7										1	1	1	0	0	0	0				
<b>52 Daniel Herrera, L</b> (6, 1) ERA: 3.86										0	0	0	0	0	0	0				
<b>53 Arthur Rhodes, L</b> (7, 1) ERA: 0.28										0	0	0	0	0	0	0				
<b>40 Nick Masset, R</b> (8, 1) ERA: 6.09										0	0	0	0	0	0	0				
<b>31 Jhonny Gomes, R</b> (9, PH) OBP: 0.362, SLG: 0.421										0	0	0	0	0	0	0				
<b>Inning Stats</b>	R: 1 E: 0 K: 0 S: 8	H: 2 LOB: 0 BB: 0 P: 12	R: 0 E: 0 K: 1 S: 11	H: 0 LOB: 0 BB: 0 P: 18	R: 0 E: 0 K: 0 S: 10	H: 0 LOB: 1 BB: 1 P: 15	R: 2 E: 0 K: 0 S: 10	H: 2 LOB: 2 BB: 2 P: 18	R: 3 E: 0 K: 0 S: 10	H: 3 LOB: 0 BB: 1 P: 18	R: 0 E: 0 K: 1 S: 12	H: 1 LOB: 2 BB: 1 P: 19	R: 0 E: 0 K: 3 S: 9	H: 0 LOB: 0 BB: 0 P: 11	1B: 8 2B: 0 3B: 0 HR: 0	SF: 1 SAC: 1 DP: 0 HBP: 0	WP: 2 PB: 0 SB: 0 CS: 1	PA: 37		
<b>PITCHER</b>	IP WLS BF H R ER SO	IP WLS BF H R ER SO	IP WLS BF H R ER SO	IP WLS BF H R ER SO	IP WLS BF H R ER SO	IP WLS BF H R ER SO	IP WLS BF H R ER SO	IP WLS BF H R ER SO	IP WLS BF H R ER SO	IP WLS BF H R ER SO	IP WLS BF H R ER SO	IP WLS BF H R ER SO	IP WLS BF H R ER SO	IP WLS BF H R ER SO	IP WLS BF H R ER SO	IP WLS BF H R ER SO	IP WLS BF H R ER SO	ERA WHIP	ERA WHIP	ERA WHIP
<b>63 Justin Masterson, R</b> (1, 1) ERA: 4.44	5.0	L	25	6	6	2	4	0	0	0	0	0	0	0	0	0	0	0	10.80	2.000
<b>56 Frank Herrmann, R</b> (6, 1) ERA: 2.45	1.1		6	2	0	0	1	0	0	0	0	0	0	0	0	0	0	0	0.00	2.250
<b>53 Rafael Perez, L</b> (7, 1) ERA: 4.44	0.2		2	0	0	0	0	0	0	0	0	0	0	0	0	0	0	0	0.00	0.000
<b>54 Chris Perez, R</b> (8, 1) ERA: 2.57	1.0		3	0	0	0	0	0	0	0	0	0	0	0	0	0	0	0	0.00	0.000

Cleveland Indians @ Cincinnati Reds  
Great American Ball Park, Cincinnati, OH  
Sat Jun 26 2010, 7:13 PM - 10:19 PM EDT  
Att: 37,757 - Partly Cloudy - 88 F

AB 29  
R 6  
H 8  
RBI 6  
BB 5  
SO 6  
LOB 16



Batter	1	2	3	4	5	6	7	8	9	AB	R	H	RBI	BB	SO	LOB	TOP							
4 Trevor Crowe, S OBP: 0.314, SLG: 0.348	G4-3		F8		17 HR		L9			4	1	1	0	0	0	0								
17 Shin-Soo Choo, L OBP: 0.390, SLG: 0.473	HR		G4-3		HR			F9		4	2	2	4	0	0	0								
41 Carlos Santana, S OBP: 0.450, SLG: 0.729	F8		G4-3		FC6-4			HR		4	1	2	1	0	0	0								
26 Austin Kearns, R OBP: 0.362, SLG: 0.434				BB	FC6-4			F9		2	0	0	0	2	0	1								
2 Jhonny Peralta, R OBP: 0.326, SLG: 0.411	F8		G5-4-3		BB		E6			4	0	1	0	0	0	2								
7 Matt LaPorta, R OBP: 0.281, SLG: 0.268			L8				G6-4-3			4	0	0	0	0	2	2								
54 Chris Perez, R								K2-3		0	0	0	0	0	0	0								
34 Kerry Wood, R										0	0	0	0	0	0	0								
20 Anderson Hernandez, S							G5-3			4	1	2	0	0	0	0								
12 Jayson Nix, R OBP: 0.262, SLG: 0.246	F8		F9				F7			4	0	0	0	0	1	2								
51 Mitch Talbot, R								G4-3		3	0	0	0	0	3	2								
25 Andy Marte, R OBP: 0.313, SLG: 0.350										1	0	0	0	0	0	0								
<b>Inning Stats</b>	R: 1 H: 1 E: 0 K: 0 S: 13	H: 1 LOB: 1 BB: 1 P: 24	R: 0 H: 1 E: 0 K: 2 S: 14	H: 1 LOB: 1 BB: 0 P: 23	R: 0 H: 0 E: 0 K: 0 S: 10	H: 0 LOB: 0 BB: 0 P: 15	R: 0 H: 0 E: 0 K: 0 S: 4	H: 0 LOB: 0 BB: 0 P: 9	R: 3 H: 4 E: 0 K: 1 S: 18	H: 1 LOB: 1 BB: 0 P: 23	R: 0 H: 0 E: 0 K: 0 S: 5	H: 0 LOB: 0 BB: 0 P: 5	R: 0 H: 0 E: 0 K: 1 S: 8	H: 0 LOB: 0 BB: 0 P: 12	R: 1 H: 2 E: 0 K: 1 S: 15	H: 2 LOB: 1 BB: 0 P: 25	R: 0 H: 0 E: 0 K: 1 S: 9	H: 0 LOB: 0 BB: 0 P: 13	1B: 5 2B: 0 3B: 0 HR: 3	SF: 0 SAC: 0 DP: 2 HBP: 0	WP: 0 PB: 0 SB: 0 CS: 0	PA: 36		
<b>PITCHER</b>	IP	WLS	BF	H	R	ER	SO	BB	IBB	HBP	BLK	WP	HR	S	P	ERA	WHIP							
61 Bronson Arroyo, R ERA: 4.49	5.0	L	22	6	4	4	3	2	0	0	0	0	2	59	94	7.20	1.600							
62 Jordan Smith, R ERA: 1.35	2.0		6	0	0	0	1	0	0	0	0	0	0	13	17	0.00	0.000							
52 Daniel Herrera, L ERA: 4.09	1.0		5	2	1	1	1	0	0	0	0	0	1	15	25	9.00	2.000							
66 Logan Ondrusek, R ERA: 6.11	1.0		3	0	0	0	1	0	0	0	0	0	0	9	13	0.00	0.000							

Cleveland Indians @ Cincinnati Reds  
Great American Ball Park, Cincinnati, OH  
Sun Jun 27 2010, 2:32 PM - 5:14 PM EDT  
Att: 25,877 - Overcast - 76 F

AB 34  
R 5  
H 8  
RBI 5  
BB 2  
SO 6  
LOB 9



Batter	1	2	3	4	5	6	7	8	9	AB	R	H	RBI	BB	SO	LOB	BOTTOM							
4 Brandon Phillips, R OBP: 0.370, SLG: 0.477	19 BB		G4-3		G6-3					4	1	1	0	0	1	1								
2 Orlando Cabrera, R OBP: 0.281, SLG: 0.329	P4		BB				F9			3	0	0	0	1	0	2								
19 Joey Votto, L OBP: 0.411, SLG: 0.552	27 FC5-4						L7			3	1	2	2	1	0	0								
27 Scott Rolen, R OBP: 0.367, SLG: 0.571	BB		BB					HR		3	0	0	1	0	1	3								
31 Jonny Gomes, R OBP: 0.340, SLG: 0.484	FC5-4		G6-3				K			3	0	0	1	0	1	3								
66 Logan Ondrusek, R								HBP		0	0	0	0	0	0	0								
32 Jay Bruce, L OBP: 0.357, SLG: 0.468	F9		L7				G6-3			4	0	0	0	0	1	2								
6 Drew Stubbs, R OBP: 0.311, SLG: 0.391			G6-3				G6-3			4	0	0	0	0	2	0								
37 Corky Miller, R OBP: 0.233, SLG: 0.214			G6-3							3	0	0	0	1	2	0								
17 Laynce Nix, L OBP: 0.287, SLG: 0.423										3	0	1	0	0	0	1								
61 Bronson Arroyo, R ERA: 4.49	7.0	W	26	3	1	1	5	3	0	0	0	0	0	0	0	0								
33 Mitch Lively, R ERA: 3.1	1.0		6	1	2	2	2	1	0	1	0	0	0	1	28	18.00	2.000							
52 Daniel Herrera, L ERA: 4.09	1.0	S	3	0	0	0	3	0	0	0	0	0	0	11	17	0.00	0.000							
28 Chris Hestey, R OBP: 0.370, SLG: 0.600										1	0	0	0	0	1	0								
<b>Inning Stats</b>	R: 1 H: 1 E: 0 K: 0 S: 7	H: 1 LOB: 1 BB: 1 P: 15	R: 0 H: 1 E: 0 K: 1 S: 10	H: 1 LOB: 2 BB: 1 P: 17	R: 0 H: 0 E: 0 K: 1 S: 8	H: 0 LOB: 0 BB: 0 P: 12	R: 0 H: 0 E: 0 K: 1 S: 8	H: 0 LOB: 0 BB: 0 P: 13	R: 0 H: 0 E: 0 K: 1 S: 6	H: 0 LOB: 0 BB: 0 P: 9	R: 0 H: 0 E: 0 K: 0 S: 11	H: 0 LOB: 1 BB: 1 P: 20	R: 2 H: 1 E: 0 K: 2 S: 15	H: 1 LOB: 1 BB: 1 P: 28	R: 0 H: 0 E: 0 K: 3 S: 11	H: 0 LOB: 0 BB: 0 P: 17	1B: 3 2B: 0 3B: 0 HR: 1	SF: 0 SAC: 0 DP: 0 HBP: 1	WP: 0 PB: 0 SB: 0 CS: 0	PA: 35				
<b>PITCHER</b>	IP	WLS	BF	H	R	ER	SO	BB	IBB	HBP	BLK	WP	HR	S	P	ERA	WHIP							
51 Mitch Talbot, R ERA: 3.88	7.0	W	26	3	1	1	5	3	0	0	0	0	0	0	0	0								
54 Chris Perez, R ERA: 3.1	1.0		6	1	2	2	2	1	0	1	0	0	0	1	28	18.00	2.000							
34 Kerry Wood, R ERA: 7.47	1.0	S	3	0	0	0	3	0	0	0	0	0	0	11	17	0.00	0.000							

Cleveland Indians @ Cincinnati Reds  
Great American Ball Park, Cincinnati, OH  
Sun Jun 27 2010, 2:32 PM - 5:14 PM EDT  
Att: 25,877 - Overcast - 76 F

AB 30  
R 3  
H 4  
RBI 3  
BB 4  
SO 10  
LOB 9



Batter	1	2	3	4	5	6	7	8	9	AB	R	H	RBI	BB	SO	LOB	TOP										
15 Fred Lewis, L OBP: 0.337, SLG: 0.453	G1-3		G6-3				G4-3			3	0	0	0	1	0	1	Toronto Blue Jays @ Cleveland Indians Progressive Field, Cleveland, OH Mon Jun 28 20:10, 7:08 PM - 9:45 PM EDT Att: 11,577 - Cloudy - 78 F										
11 Alex Gonzalez, R OBP: 0.301, SLG: 0.491	2B		K			L5		K		4	1	1	0	0	2	1											
19 José Bautista, R OBP: 0.359, SLG: 0.540	2B		K			G1-3		1B		4	0	2	1	0	1	0											
10 Vernon Wells, R OBP: 0.341, SLG: 0.576	1B					G1-3		G4-6-3		4	0	2	0	0	0	1											
26 Adam Lind, L OBP: 0.265, SLG: 0.344	1B					FC1-6		K		4	0	1	0	0	1	3											
2 Aaron Hill, R OBP: 0.280, SLG: 0.365	F8					FC5-4		F7		4	0	0	0	0	0	4											
35 Lyle Overbay, L OBP: 0.315, SLG: 0.387	G5-3		L9					1B		4	0	2	0	0	0	1											
21 Nick Green, R OBP: 0.200, SLG: 0.111								1B		0	0	0	0	0	0	0											
14 John Buck, R OBP: 0.303, SLG: 0.520	K					F7		K		4	0	0	0	0	3	2											
5 Jarrett Hoffpauir, R OBP: 0.208, SLG: 0.217	K					G5-3		L6		3	0	0	0	0	1	1											
<b>Inning Stats</b>	R: 1 E: 0 K: 0 S: 15	H: 3 LOB: 2 BB: 0 P: 23	R: 0 E: 0 K: 2 S: 16	H: 0 LOB: 0 BB: 0 P: 24	R: 0 E: 0 K: 2 S: 7	H: 0 LOB: 0 BB: 0 P: 13	R: 0 E: 0 K: 0 S: 8	H: 1 LOB: 1 BB: 0 P: 12	R: 0 E: 0 K: 0 S: 9	H: 0 LOB: 1 BB: 0 P: 14	R: 0 E: 0 K: 1 S: 12	H: 1 LOB: 1 BB: 0 P: 18	R: 0 E: 0 K: 1 S: 7	H: 1 LOB: 0 BB: 0 P: 12	R: 0 E: 0 K: 2 S: 12	H: 1 LOB: 2 BB: 0 P: 18	1B: 5 2B: 3 3B: 0 HR: 0	SF: 0 SAC: 0 DP: 1 HBP: 0	WP: 1 PB: 0 SB: 0 CS: 0	PA: 35							
<b>PITCHER</b>	IP	WLS	BF	H	R	ER	SO	BB	IBB	HBP	BLK	WP	HR	S	P	ERA	WHIP										
37 Jake Westbrook, R ERA: 4.69	6.0	W	25	6	1	1	4	1	0	0	0	0	0	65	105	1.50	1.167										
36 Joe Smith, R ERA: 7.59	0.2	H	2	0	0	0	1	0	0	0	0	0	0	8	9	0.00	0.000										
53 Rafael Perez, L ERA: 4.38	0.1	H	1	0	0	0	0	0	0	0	0	0	0	2	4	0.00	0.000										
54 Chris Perez, R ERA: 3.0	1.0	H	3	1	0	0	1	0	0	0	0	0	0	7	12	0.00	1.000										
34 Kerry Wood, R ERA: 7.02	1.0	S	4	1	0	0	2	0	0	0	0	1	0	12	18	0.00	1.000										

Batter	1	2	3	4	5	6	7	8	9	AB	R	H	RBI	BB	SO	LOB	BOTTOM										
4 Trevor Crowe, S OBP: 0.307, SLG: 0.339	K	G6-4-3				G1-3	P4			4	0	0	0	0	1	5	Toronto Blue Jays @ Cleveland Indians Progressive Field, Cleveland, OH Mon Jun 28 20:10, 7:08 PM - 9:45 PM EDT Att: 11,577 - Cloudy - 78 F										
17 Shin-Soo Choo, L OBP: 0.389, SLG: 0.470	F7					G4-3		P6		4	0	1	0	0	0	0											
41 Carlos Santana, S OBP: 0.453, SLG: 0.725	2B		G4-6-3			FC5-4		F7		3	1	1	0	1	0	1											
26 Austin Kearns, R OBP: 0.360, SLG: 0.431	1B		G5-3			FC5-4		G1-3		4	0	1	1	0	0	1											
48 Travis Hafner, L OBP: 0.364, SLG: 0.420	G1-3					K		HBP		3	1	1	0	0	1	1											
2 Jhonny Peralta, R OBP: 0.325, SLG: 0.412	G1-3		F8			F8		F7		4	0	1	0	0	0	1											
7 Matt LaPorta, R OBP: 0.295, SLG: 0.286										3	0	2	0	1	0	2											
25 Andy Marte, R OBP: 0.313, SLG: 0.350	1B							2B		0	0	0	0	0	0	0											
12 Jayson Nix, R OBP: 0.279, SLG: 0.267	1B							K		3	0	2	1	0	1	2											
20 Anderson Hernandez, S OBP: 0.304, SLG: 0.318	BB							G4-3		3	0	0	0	1	0	6											
<b>Inning Stats</b>	R: 1 E: 0 K: 1 S: 18	H: 2 LOB: 1 BB: 0 P: 28	R: 0 E: 0 K: 0 S: 10	H: 2 LOB: 2 BB: 1 P: 16	R: 0 E: 0 K: 0 S: 6	H: 1 LOB: 0 BB: 0 P: 10	R: 0 E: 0 K: 1 S: 10	H: 1 LOB: 2 BB: 1 P: 18	R: 0 E: 0 K: 0 S: 8	H: 0 LOB: 0 BB: 0 P: 8	R: 1 E: 0 K: 0 S: 12	H: 1 LOB: 2 BB: 0 P: 16	R: 0 E: 0 K: 1 S: 11	H: 2 LOB: 2 BB: 0 P: 16	R: 0 E: 0 K: 1 S: 11	H: 0 LOB: 0 BB: 0 P: 16	1B: 6 2B: 3 3B: 0 HR: 0	SF: 0 SAC: 1 DP: 2 HBP: 1	WP: 0 PB: 0 SB: 0 CS: 0	PA: 36							
<b>PITCHER</b>	IP	WLS	BF	H	R	ER	SO	BB	IBB	HBP	BLK	WP	HR	S	P	ERA	WHIP										
24 Ricky Romero, L ERA: 2.83	7.0	L	31	7	2	2	2	3	0	1	0	0	0	69	108	2.57	1.429										
37 Scott Downs, L ERA: 3.13	0.0		1	1	0	0	0	0	0	0	0	0	0	1	2	∞	∞										
57 Shawn Camp, R ERA: 2.23	1.0		4	1	0	0	1	0	0	0	0	0	0	10	14	0.00	1.000										

AB	34
R	1
H	8
RBI	1
BB	1
SO	8
LOB	14




AB	31
R	2
H	9
RBI	2
BB	3
SO	3
LOB	19



Batter	1	2	3	4	5	6	7	8	9	AB	R	H	RBI	BB	SO	LOB	TOP							
15 Fred Lewis, L (1,7) OBP: 0.338, SLG: 0.452	G6-4-3 1B		F7			G5-3 1B	G5-3		G6-3	5	1	2	0	0	0	3								
11 Alex Gonzalez, R (1,6) OBP: 0.304, SLG: 0.490	G6-4-3 1-2		G1-3			19 HBP 26 1B 1B	19 F BB			3	1	1	0	1	0	1								
19 José Bautista, R (1,9) OBP: 0.361, SLG: 0.536	BB				L8	26 1B HBP	E9 10 FC6-4			2	0	0	0	1	0	1								
10 Vernon Wells, R (1,8) OBP: 0.340, SLG: 0.572	G1-3				G1-6-3 1B	F4	FC6-4			4	0	1	0	0	0	6								
26 Adam Lind, L (1,10) OBP: 0.265, SLG: 0.343	G6-3				G1-6-3 1-2	1-3 2H 1B	K			4	0	1	2	0	1	1								
2 Aaron Hill, R (1,4) OBP: 0.276, SLG: 0.359	G5-3				G6-3	F8	L4			4	0	0	0	0	0	2								
35 Lyle Overbay, L (1,3) OBP: 0.317, SLG: 0.384					G1-3		G4-3			2	1	0	0	2	0	0								
8 José Molina, R (1,2) OBP: 0.378, SLG: 0.348					G5-3					3	1	1	0	0	0	1								
21 Nick Green, R (9,FR) OBP: 0.200, SLG: 0.111	G6-3					11 WP 15 G5-3 E	15 G6-3 HBP			0	0	0	0	0	0	0								
6 John McDonald, R (1,5) OBP: 0.236, SLG: 0.407						G6-3				3	0	0	0	0	2	2								
14 John Buck, R (9,PH) OBP: 0.302, SLG: 0.517					K		K			1	0	0	0	0	1	1								
<b>Inning Stats</b>	R: 0 E: 0 K: 0 S: 7	H: 1 LOB: 1 BB: 1 P: 13	R: 0 E: 0 K: 0 S: 11	H: 0 LOB: 1 BB: 1 P: 21	R: 0 E: 0 K: 1 S: 9	H: 0 LOB: 0 BB: 0 P: 13	R: 0 E: 0 K: 0 S: 8	H: 1 LOB: 0 BB: 0 P: 12	R: 0 E: 0 K: 0 S: 8	H: 0 LOB: 0 BB: 0 P: 11	R: 2 E: 0 K: 0 S: 14	H: 3 LOB: 2 BB: 0 P: 21	R: 2 E: 1 K: 1 S: 18	H: 1 LOB: 2 BB: 2 P: 28	R: 0 E: 0 K: 1 S: 10	H: 0 LOB: 0 BB: 0 P: 14	R: 0 E: 0 K: 1 S: 7	H: 0 LOB: 1 BB: 1 P: 10	1B: 6 2B: 0 3B: 0 HR: 0	SF: 0 SAC: 0 DP: 3 HBP: 2	WP: 1 PB: 0 SB: 0 CS: 0	PA: 37		
<b>PITCHER</b>	IP	WLS	BF	H	R	ER	SO	BB	IBB	HBP	BLK	WP	HR	S	P	ERA	WHIP							
55 Roberto Hernandez, R (1,1) ERA: 3.68	6.1	W	27	6	4	3	2	3	0	1	0	0	0	63	101	4.26	1.421							
49 Tony Sipp, L (7,1) ERA: 6.39	0.1	H	2	0	0	0	0	1	0	0	0	1	0	6	10	0.00	3.000							
38 Joe Smith, R (7,1) ERA: 7.36	0.1	H	2	0	0	0	0	0	0	0	0	0	0	6	8	0.00	0.000							
53 Rafael Perez, L (8,1) ERA: 4.21	1.0	H	3	0	0	0	1	0	0	0	0	0	0	10	14	0.00	0.000							
34 Kerry Wood, R (9,1) ERA: 6.62	1.0	S	3	0	0	0	1	0	0	1	0	0	0	7	10	0.00	0.000							

Toronto Blue Jays @ Cleveland Indians  
 Progressive Field, Cleveland, OH  
 Tue Jun 29 2010, 7:08 PM - 9:41 PM EDT  
 Att: 11,401 - Clear - 66 F


**AB 31**  
**R 4**  
**H 6**  
**RBI 2**  
**BB 4**  
**SO 4**  
**LOB 18**



Batter	1	2	3	4	5	6	7	8	9	AB	R	H	RBI	BB	SO	LOB	BOTTOM							
4 Trevor Crowe, S (1,8) OBP: 0.306, SLG: 0.343	G4-3					G4-3				4	1	1	0	0	1	1								
17 Shin-Soo Choo, L (1,9) OBP: 0.387, SLG: 0.467	F8						L4			4	0	1	1	0	1	0								
41 Carlos Santana, S (1,2) OBP: 0.456, SLG: 0.704	48 2B 1B									3	2	1	0	1	1	1								
48 Travis Hafner, L (1,10) OBP: 0.367, SLG: 0.431	2B									4	1	2	1	0	0	0								
2 Jhonny Peralta, R (1,5) OBP: 0.321, SLG: 0.406	E5									4	0	0	0	0	1	1								
47 Shelley Duncan, R (1,7) OBP: 0.317, SLG: 0.455										3	0	0	0	1	3	0								
26 Austin Kearns, R (9,7) OBP: 0.360, SLG: 0.431	BB									0	0	0	0	0	0	0								
7 Matt LaPorta, R (1,3) OBP: 0.294, SLG: 0.308										4	1	1	1	0	1	2								
25 Andy Marte, R (9,3) OBP: 0.313, SLG: 0.350	K									0	0	0	0	0	0	0								
12 Jayson Nix, R (1,4) OBP: 0.282, SLG: 0.286	G6-3									3	0	1	0	0	1	0								
20 Anderson Hernandez, S (1,6) OBP: 0.286, SLG: 0.298	K									3	0	0	0	0	2	1								
<b>Inning Stats</b>	R: 2 E: 1 K: 1 S: 14	H: 2 LOB: 2 BB: 1 P: 22	R: 1 E: 0 K: 1 S: 8	H: 2 LOB: 1 BB: 0 P: 14	R: 0 E: 0 K: 1 S: 8	H: 0 LOB: 0 BB: 0 P: 11	R: 0 E: 0 K: 1 S: 10	H: 0 LOB: 0 BB: 0 P: 13	R: 1 E: 0 K: 2 S: 13	H: 1 LOB: 1 BB: 1 P: 23	R: 1 E: 0 K: 2 S: 10	H: 2 LOB: 1 BB: 0 P: 13	R: 0 E: 0 K: 1 S: 10	H: 0 LOB: 0 BB: 0 P: 14	R: 0 E: 0 K: 2 S: 10	H: 0 LOB: 0 BB: 0 P: 17	1B: 2 2B: 4 3B: 0 HR: 1	SF: 0 SAC: 0 DP: 0 HBP: 0	WP: 0 PB: 0 SB: 0 CS: 0	PA: 34				
<b>PITCHER</b>	IP	WLS	BF	H	R	ER	SO	BB	IBB	HBP	BLK	WP	HR	S	P	ERA	WHIP							
23 Brandon Morrow, R (1,1) ERA: 4.5	6.0	L	28	7	5	3	8	2	0	0	0	0	0	63	96	4.50	1.500							
25 David Purcey, L (7,1) ERA: 2.25	1.0		3	0	0	0	1	0	0	0	0	0	0	10	14	0.00	0.000							
54 Jason Frasor, R (8,1) ERA: 5.1	1.0		3	0	0	0	2	0	0	0	0	0	0	10	17	0.00	0.000							

Toronto Blue Jays @ Cleveland Indians  
 Progressive Field, Cleveland, OH  
 Tue Jun 29 2010, 7:08 PM - 9:41 PM EDT  
 Att: 11,401 - Clear - 66 F

**AB 32**  
**R 5**  
**H 7**  
**RBI 3**  
**BB 2**  
**SO 11**  
**LOB 6**




Batter	1	2	3	4	5	6	7	8	9	AB	R	H	RBI	BB	SO	LOB	TOP							
15 Fred Lewis, L (1, 7) OBP: 0.337, SLG: 0.449											4	0	1	0	0	2	5							
11 Alex Gonzalez, R (1, 6) OBP: 0.335, SLG: 0.490											4	0	1	0	0	0	1							
19 José Bautista, R (1, 9) OBP: 0.356, SLG: 0.528											4	0	0	0	0	1	1							
10 Vernon Wells, R (1, 8) OBP: 0.335, SLG: 0.564											4	0	0	0	0	0	1							
14 John Buck, R (1, 2) OBP: 0.301, SLG: 0.512											4	1	1	0	0	1	0							
35 Lyle Overbay, L (1, 3) OBP: 0.317, SLG: 0.383											3	0	1	0	0	1	0							
6 John McDonald, R (7, PR) OBP: 0.232, SLG: 0.400											1	0	0	0	0	0	0							
2 Aaron Hill, R (1, 10) OBP: 0.276, SLG: 0.361											4	0	1	0	0	1	2							
21 Nick Green, R (1, 4) OBP: 0.308, SLG: 0.182											2	0	1	1	1	1	0							
5 Jarrett Hoffpauir, R (1, 5) OBP: 0.231, SLG: 0.208											1	0	0	0	1	0	0							
26 Adam Lind, L (7, PH) OBP: 0.284, SLG: 0.341											1	0	0	0	0	1	2							
<b>Inning Stats</b>	R: 0 E: 0 K: 1 S: 8	H: 1 LOB: 0 BB: 0 P: 12	R: 0 E: 0 K: 1 S: 7	H: 0 LOB: 0 BB: 0 P: 11	R: 0 E: 0 K: 1 S: 8	H: 0 LOB: 0 BB: 0 P: 12	R: 0 E: 0 K: 0 S: 11	H: 1 LOB: 1 BB: 0 P: 15	R: 0 E: 0 K: 2 S: 12	H: 0 LOB: 3 BB: 2 P: 27	R: 0 E: 0 K: 0 S: 5	H: 0 LOB: 0 BB: 0 P: 9	R: 1 E: 0 K: 2 S: 20	H: 3 LOB: 2 BB: 0 P: 29	R: 0 E: 0 K: 0 S: 7	H: 0 LOB: 0 BB: 0 P: 12	R: 0 E: 0 K: 1 S: 12	H: 0 LOB: 0 BB: 0 P: 18	1B: 4 2B: 2 3B: 0 HR: 0	SF: 0 SAC: 0 DP: 1 HBP: 0	WP: 0 PB: 0 SB: 0 CS: 0	PA: 34		
<b>PITCHER</b>	IP WLS BF H R ER SO BB IBB HBP BLK WP HR S P ERA WHIP	6.0 W 24 5 1 1 5 2 0 0 0 0 0 0 15 1.50 1.167	1.0 H 4 1 0 0 2 0 0 0 0 0 0 0 7 12 0.00 1.000	1.0 H 3 0 0 0 0 0 0 0 0 0 0 0 12 18 0.00 0.000	1.0 S 3 0 0 0 1 0 0 0 0 0 0 0 12 18 0.00 0.000																			

Toronto Blue Jays @ Cleveland Indians  
 Progressive Field, Cleveland, OH  
 Wed Jun 30 2010, 7:08 PM - 9:39 PM EDT  
 Att: 12,109 - Clear - 66 F

livebaseballscores.com

AB 32  
 R 1  
 H 6  
 RBI 1  
 BB 2  
 SO 8  
 LOB 12




Batter	1	2	3	4	5	6	7	8	9	AB	R	H	RBI	BB	SO	LOB	BOTTOM						
4 Trevor Crowe, S (1, 8) OBP: 0.299, SLG: 0.335										4	0	0	0	0	1	1							
17 Shin-Soo Choo, L (1, 9) OBP: 0.391, SLG: 0.480											3	1	2	1	1	0	0						
41 Carlos Santana, S (1, 2) OBP: 0.458, SLG: 0.707										4	0	2	1	0	1	1							
48 Travis Hafner, L (1, 10) OBP: 0.362, SLG: 0.425										3	0	0	0	0	1	2							
26 Austin Kearns, R (1, 7) OBP: 0.360, SLG: 0.430										3	0	1	0	0	0	1							
2 Johnny Peralta, R (1, 5) OBP: 0.318, SLG: 0.401										3	0	0	0	0	0	1							
7 Matt LaPorta, R (1, 3) OBP: 0.301, SLG: 0.333										2	1	1	1	1	0	0							
25 Andy Marte, R (9, 3) OBP: 0.313, SLG: 0.350										0	0	0	0	0	0	0							
20 Anderson Hernandez, S (1, 4) OBP: 0.269, SLG: 0.280										3	0	0	0	0	1	1							
16 Jason Donald, R (1, 6) OBP: 0.293, SLG: 0.419										3	1	1	0	0	1	0							
<b>Inning Stats</b>	R: 1 E: 0 K: 2 S: 16	H: 2 LOB: 1 BB: 0 P: 27	R: 0 E: 0 K: 0 S: 6	H: 0 LOB: 0 BB: 0 P: 10	R: 0 E: 0 K: 0 S: 7	H: 0 LOB: 0 BB: 0 P: 13	R: 0 E: 0 K: 0 S: 10	H: 0 LOB: 0 BB: 0 P: 14	R: 0 E: 0 K: 0 S: 5	H: 0 LOB: 1 BB: 1 P: 11	R: 1 E: 0 K: 0 S: 11	H: 2 LOB: 1 BB: 1 P: 22	R: 1 E: 0 K: 1 S: 12	H: 2 LOB: 0 BB: 0 P: 19	R: 0 E: 0 K: 2 S: 13	H: 1 LOB: 0 BB: 0 P: 21	1B: 4 2B: 2 3B: 0 HR: 2	SF: 0 SAC: 0 DP: 2 HBP: 0	WP: 1 PB: 0 SB: 0 CS: 0	PA: 30			
<b>PITCHER</b>	IP WLS BF H R ER SO BB IBB HBP BLK WP HR S P ERA WHIP	6.0 L 22 4 2 2 2 2 0 0 0 0 0 1 12 19 3.00 2.000	1.0 4 2 1 1 1 0 0 0 0 0 0 0 13 21 0.00 1.000	1.0 4 1 0 0 2 0 0 0 0 0 0 0 13 21 0.00 1.000																			

Toronto Blue Jays @ Cleveland Indians  
 Progressive Field, Cleveland, OH  
 Wed Jun 30 2010, 7:08 PM - 9:39 PM EDT  
 Att: 12,109 - Clear - 66 F

livebaseballscores.com

AB 28  
 R 3  
 H 7  
 RBI 3  
 BB 2  
 SO 5  
 LOB 7



Batter	1	2	3	4	5	6	7	8	9	AB	R	H	RBI	BB	SO	LOB	TOP				
15 Fred Lewis, L OBP: 0.332, SLG: 0.442	G6-3		L4			G3		P5		4	0	0	0	0	0	1	Toronto Blue Jays @ Cleveland Indians Progressive Field, Cleveland, OH Thu Jul 01 2010, 12:06 PM - 2:29 PM EDT Att: 16,859 - Sunny - 67 F				
1 Dewayne Wise, L OBP: 0.167, SLG: 0.222	G5-3					G3-1		G6-3		4	0	1	0	0	0	0					
19 José Bautista, R OBP: 0.355, SLG: 0.528	K					F7			2B FC6 2B	4	1	1	0	0	1	2					
10 Vernon Wells, R OBP: 0.331, SLG: 0.557		G4-3			G6-3		K		F8	4	0	0	0	0	1	1					
26 Adam Lind, L OBP: 0.264, SLG: 0.344					F7		F9		FC6 35 1B 2B	4	0	1	0	0	0	1					
2 Aaron Hill, R OBP: 0.276, SLG: 0.363					K		35 1B 1B			4	0	2	1	0	1	1					
35 Lyle Overbay, L OBP: 0.319, SLG: 0.385					G6-3		1B			4	0	2	0	0	1	1					
8 José Molina, R OBP: 0.372, SLG: 0.357					K		G4-3		G6-4-3 1B	4	0	1	0	0	1	5					
21 Nick Green, R OBP: 0.250, SLG: 0.143					G5-3		G4-3		P5	3	0	0	0	0	0	1					
<b>Inning Stats</b>	R: 0 E: 0 K: 1 S: 9	H: 0 LOB: 0 BB: 0 P: 12	R: 0 E: 0 K: 1 S: 8	H: 1 LOB: 1 BB: 0 P: 15	R: 0 E: 0 K: 0 S: 8	H: 2 LOB: 2 BB: 0 P: 13	R: 0 E: 0 K: 1 S: 6	H: 0 LOB: 0 BB: 0 P: 10	R: 0 E: 0 K: 1 S: 8	H: 0 LOB: 0 BB: 0 P: 11	R: 0 E: 0 K: 0 S: 6	H: 2 LOB: 2 BB: 0 P: 17	R: 0 E: 0 K: 0 S: 8	H: 0 LOB: 0 BB: 0 P: 10	R: 1 E: 0 K: 0 S: 12	H: 3 LOB: 2 BB: 0 P: 15	1B: 5 2B: 3 3B: 0 HR: 0	SF: 0 SAC: 0 DP: 1 HBP: 0	WP: 0 PB: 0 SB: 0 CS: 0	PA: 35	
<b>PITCHER</b>	IP WLS BF H R ER SO BB IBB HBP BLK WP HR S P ERA WHIP	IP WLS BF H R ER SO BB IBB HBP BLK WP HR S P ERA WHIP	IP WLS BF H R ER SO BB IBB HBP BLK WP HR S P ERA WHIP	IP WLS BF H R ER SO BB IBB HBP BLK WP HR S P ERA WHIP	IP WLS BF H R ER SO BB IBB HBP BLK WP HR S P ERA WHIP	IP WLS BF H R ER SO BB IBB HBP BLK WP HR S P ERA WHIP	IP WLS BF H R ER SO BB IBB HBP BLK WP HR S P ERA WHIP	IP WLS BF H R ER SO BB IBB HBP BLK WP HR S P ERA WHIP	IP WLS BF H R ER SO BB IBB HBP BLK WP HR S P ERA WHIP	IP WLS BF H R ER SO BB IBB HBP BLK WP HR S P ERA WHIP	IP WLS BF H R ER SO BB IBB HBP BLK WP HR S P ERA WHIP	IP WLS BF H R ER SO BB IBB HBP BLK WP HR S P ERA WHIP	IP WLS BF H R ER SO BB IBB HBP BLK WP HR S P ERA WHIP	IP WLS BF H R ER SO BB IBB HBP BLK WP HR S P ERA WHIP	IP WLS BF H R ER SO BB IBB HBP BLK WP HR S P ERA WHIP	IP WLS BF H R ER SO BB IBB HBP BLK WP HR S P ERA WHIP	IP WLS BF H R ER SO BB IBB HBP BLK WP HR S P ERA WHIP	IP WLS BF H R ER SO BB IBB HBP BLK WP HR S P ERA WHIP	IP WLS BF H R ER SO BB IBB HBP BLK WP HR S P ERA WHIP	IP WLS BF H R ER SO BB IBB HBP BLK WP HR S P ERA WHIP	IP WLS BF H R ER SO BB IBB HBP BLK WP HR S P ERA WHIP

AB	35
R	1
H	8
RBI	1
BB	0
SO	5
LOB	13



Batter	1	2	3	4	5	6	7	8	9	AB	R	H	RBI	BB	SO	LOB	BOTTOM				
4 Trevor Crowe, S OBP: 0.307, SLG: 0.343	P6		F7							5	0	3	1	0	0	0	Toronto Blue Jays @ Cleveland Indians Progressive Field, Cleveland, OH Thu Jul 01 2010, 12:06 PM - 2:29 PM EDT Att: 16,859 - Sunny - 67 F				
17 Shin-Soo Choo, L OBP: 0.389, SLG: 0.473	K									4	1	0	0	1	3	4					
41 Carlos Santana, S OBP: 0.461, SLG: 0.683	K									2	1	0	0	2	1	2					
48 Travis Hafner, L OBP: 0.357, SLG: 0.417		G4-3								4	0	0	0	0	3	3					
7 Matt LaPorta, R OBP: 0.300, SLG: 0.353										4	1	1	3	0	2	1					
47 Shelley Duncan, R OBP: 0.359, SLG: 0.518										1	1	1	1	2	0	0					
12 Jayson Nix, R OBP: 0.267, SLG: 0.269										4	0	0	0	0	1	5					
25 Andy Marte, R OBP: 0.308, SLG: 0.341										4	1	1	0	0	1	0					
16 Jason Donald, R OBP: 0.299, SLG: 0.421										4	1	2	0	0	0	0					
<b>Inning Stats</b>	R: 0 E: 0 K: 2 S: 8	H: 0 LOB: 0 BB: 0 P: 10	R: 0 E: 0 K: 1 S: 10	H: 0 LOB: 1 BB: 1 P: 18	R: 0 E: 0 K: 1 S: 7	H: 0 LOB: 0 BB: 0 P: 11	R: 6 E: 1 K: 3 S: 26	H: 5 LOB: 1 BB: 2 P: 40	R: 0 E: 0 K: 1 S: 6	H: 0 LOB: 2 BB: 2 P: 16	R: 0 E: 0 K: 1 S: 12	H: 2 LOB: 2 BB: 0 P: 19	R: 0 E: 0 K: 2 S: 10	H: 0 LOB: 1 BB: 0 P: 16	R: 0 E: 0 K: 0 S: 9	H: 1 LOB: 1 BB: 0 P: 14	1B: 6 2B: 0 3B: 0 HR: 2	SF: 0 SAC: 0 DP: 1 HBP: 1	WP: 2 PB: 0 SB: 0 CS: 0	PA: 38	
<b>PITCHER</b>	IP WLS BF H R ER SO BB IBB HBP BLK WP HR S P ERA WHIP	IP WLS BF H R ER SO BB IBB HBP BLK WP HR S P ERA WHIP	IP WLS BF H R ER SO BB IBB HBP BLK WP HR S P ERA WHIP	IP WLS BF H R ER SO BB IBB HBP BLK WP HR S P ERA WHIP	IP WLS BF H R ER SO BB IBB HBP BLK WP HR S P ERA WHIP	IP WLS BF H R ER SO BB IBB HBP BLK WP HR S P ERA WHIP	IP WLS BF H R ER SO BB IBB HBP BLK WP HR S P ERA WHIP	IP WLS BF H R ER SO BB IBB HBP BLK WP HR S P ERA WHIP	IP WLS BF H R ER SO BB IBB HBP BLK WP HR S P ERA WHIP	IP WLS BF H R ER SO BB IBB HBP BLK WP HR S P ERA WHIP	IP WLS BF H R ER SO BB IBB HBP BLK WP HR S P ERA WHIP	IP WLS BF H R ER SO BB IBB HBP BLK WP HR S P ERA WHIP	IP WLS BF H R ER SO BB IBB HBP BLK WP HR S P ERA WHIP	IP WLS BF H R ER SO BB IBB HBP BLK WP HR S P ERA WHIP	IP WLS BF H R ER SO BB IBB HBP BLK WP HR S P ERA WHIP	IP WLS BF H R ER SO BB IBB HBP BLK WP HR S P ERA WHIP	IP WLS BF H R ER SO BB IBB HBP BLK WP HR S P ERA WHIP	IP WLS BF H R ER SO BB IBB HBP BLK WP HR S P ERA WHIP	IP WLS BF H R ER SO BB IBB HBP BLK WP HR S P ERA WHIP	IP WLS BF H R ER SO BB IBB HBP BLK WP HR S P ERA WHIP	IP WLS BF H R ER SO BB IBB HBP BLK WP HR S P ERA WHIP



Batter	1	2	3	4	5	6	7	8	9	AB	R	H	RBI	BB	SO	LOB	TOP	
4 Coco Crisp, S OBP: 0.396, SLG: 0.684	E6 FC6-4 10 BB	G4-3			K	K			K	5	1	0	0	0	3	3		
10 Darc Barton, L OBP: 0.389, SLG: 0.409					F9		G4-3		L3	5	0	2	0	0	0	0		
5 Kevin Kouzmanoff, R OBP: 0.396, SLG: 0.392	K		G5-4-3			K	G5-3			4	0	0	0	0	2	3		
8 Kurt Suzuki, R OBP: 0.315, SLG: 0.433	FC6-4 32 BB		G4-3			32 BB 14 BB 1B	G6-3			4	1	1	0	0	0	2		
Ryan Sweeney, L OBP: 0.353, SLG: 0.390				G3-1		32 BB 14 BB 1B		K		3	1	1	0	1	1	0		
32 Jack Cust, L OBP: 0.402, SLG: 0.405										1	0	1	1	3	0	0		
11 Rajai Davis, R OBP: 0.301, SLG: 0.349						14 BB				0	0	0	0	0	0	0		
14 Mark Ellis, R OBP: 0.350, SLG: 0.373	F9							F9		4	0	1	2	0	1	5		
18 Gabe Gross, L OBP: 0.302, SLG: 0.340		G6-3		G1-4-3						3	0	0	0	1	1	2		
2 Cliff Pennington, S OBP: 0.329, SLG: 0.365					G4-3				G5-3	4	0	0	0	0	2	3		
<b>Inning Stats</b>	R: 1 H: 1 E: 0 K: 1 S: 14	WLS: 3 BF: 2 P: 29	H: 0 R: 0 ER: 0 LOB: 0 S: 8	H: 0 R: 0 ER: 0 LOB: 0 P: 12	H: 1 R: 0 ER: 0 LOB: 1 S: 8	H: 0 R: 0 ER: 0 LOB: 0 P: 12	H: 0 R: 0 ER: 0 LOB: 0 P: 18	H: 0 R: 0 ER: 0 LOB: 0 P: 8	H: 3 R: 0 ER: 0 LOB: 3 S: 20	H: 0 R: 0 ER: 0 LOB: 0 P: 7	H: 1 R: 0 ER: 0 LOB: 1 S: 10	H: 0 R: 0 ER: 0 LOB: 0 P: 12	H: 0 R: 0 ER: 0 LOB: 0 P: 12	1B: 4 2B: 2 3B: 0 HR: 0	SF: 0 SAC: 0 DP: 1 HBP: 0	WP: 0 PB: 0 SB: 0 CS: 0	PA: 38	
<b>PITCHER</b>	IP: 5.1 WLS: L ERA: 3.86	WLS: L BF: 25 ERA: 6.23	H: 5 R: 3 ER: 2 LOB: 0 S: 5	H: 3 R: 0 ER: 0 LOB: 2 S: 1	H: 0 R: 0 ER: 0 LOB: 0 S: 0	H: 0 R: 0 ER: 0 LOB: 0 S: 0	H: 0 R: 0 ER: 0 LOB: 0 S: 0	H: 0 R: 0 ER: 0 LOB: 0 S: 0	H: 9 R: 14 ER: 0.00 LOB: 0 S: 9	H: 21 R: 14 ER: 0.00 LOB: 0 S: 15	H: 10 R: 12 ER: 0.00 LOB: 0 S: 10	H: 0 R: 0 ER: 0 LOB: 0 S: 0	H: 0 R: 0 ER: 0 LOB: 0 S: 0	H: 0 R: 0 ER: 0 LOB: 0 S: 0	H: 0 R: 0 ER: 0 LOB: 0 S: 0	H: 0 R: 0 ER: 0 LOB: 0 S: 0	H: 0 R: 0 ER: 0 LOB: 0 S: 0	H: 0 R: 0 ER: 0 LOB: 0 S: 0
51 Mitch Talbot, R ERA: 3.86	(1, 1)																	
49 Tony Sipp, L ERA: 6.23	(6, 1)	0.2	3	0	0	0	2	1	0	0	0	0	0	0	0	0		
57 Hector Ambriz, R ERA: 5.48	(7, 1)	2.0	7	1	0	0	2	0	0	0	0	0	0	0	0	0		
53 Rafael Perez, L ERA: 4.05	(9, 1)	1.0	3	0	0	0	1	0	0	0	0	0	0	0	0	0		

Oakland Athletics @ Cleveland Indians  
Progressive Field, Cleveland, OH  
Fri Jul 02 2010, 7:07 PM - 9:55 PM EDT  
Att: 18,629 - Clear - 69 F

AB 33  
R 3  
H 6  
RBI 3  
BB 5  
SO 10  
LOB 18



Batter	1	2	3	4	5	6	7	8	9	AB	R	H	RBI	BB	SO	LOB	BOTTOM
4 Trevor Crowe, S OBP: 0.306, SLG: 0.337	K				G4-3		G5-3			3	0	0	0	1	1	0	
17 Shin-Soo Choo, L OBP: 0.390, SLG: 0.475		G4-3								3	0	1	0	1	1	0	
47 Shelley Duncan, R OBP: 0.359, SLG: 0.518										0	0	0	0	0	0	0	
41 Carlos Santana, S OBP: 0.438, SLG: 0.641										4	0	0	0	0	2	3	
26 Austin Kearns, R OBP: 0.354, SLG: 0.423		F9		F9						4	0	0	0	0	1	2	
2 Jhonny Peralta, R OBP: 0.317, SLG: 0.399		G1-3		F8						4	0	1	0	0	1	0	
7 Matt LaPorta, R OBP: 0.305, SLG: 0.353										3	0	1	0	1	1	0	
12 Jayson Nix, R OBP: 0.291, SLG: 0.286										3	0	2	0	1	0	0	
52 Mike Redmond, R OBP: 0.242, SLG: 0.270										4	0	0	0	0	0	6	
16 Jason Donald, R OBP: 0.290, SLG: 0.408				L7						4	0	0	0	0	1	0	
<b>Inning Stats</b>	R: 0 H: 0 E: 0 K: 1 S: 8	H: 0 R: 0 ER: 0 LOB: 2 P: 10	H: 0 R: 0 ER: 0 LOB: 2 P: 17	H: 0 R: 0 ER: 0 LOB: 2 P: 21	H: 1 R: 0 ER: 0 LOB: 0 S: 10	H: 0 R: 0 ER: 0 LOB: 0 P: 14	H: 3 R: 0 ER: 0 LOB: 3 S: 12	H: 1 R: 0 ER: 0 LOB: 0 P: 18	H: 0 R: 0 ER: 0 LOB: 0 P: 11	H: 0 R: 0 ER: 0 LOB: 0 P: 11	1B: 4 2B: 1 3B: 0 HR: 0	SF: 0 SAC: 0 DP: 0 HBP: 0	WP: 0 PB: 0 SB: 0 CS: 0	PA: 36			
<b>PITCHER</b>	IP: 6.2 WLS: W ERA: 3.5	WLS: H BF: 4 ERA: 2.7	H: 5 R: 0 ER: 0 LOB: 0 S: 0	H: 0 R: 0 ER: 0 LOB: 3 S: 0	H: 0 R: 0 ER: 0 LOB: 0 S: 0	H: 0 R: 0 ER: 0 LOB: 0 S: 0	H: 6 R: 10 ER: 0.00 LOB: 0 S: 6	H: 15 R: 15 ER: 0.00 LOB: 0 S: 10	H: 8 R: 11 ER: 0.00 LOB: 0 S: 8	H: 0 R: 0 ER: 0 LOB: 0 S: 0	H: 0 R: 0 ER: 0 LOB: 0 S: 0	H: 0 R: 0 ER: 0 LOB: 0 S: 0	H: 0 R: 0 ER: 0 LOB: 0 S: 0	H: 0 R: 0 ER: 0 LOB: 0 S: 0	H: 0 R: 0 ER: 0 LOB: 0 S: 0	H: 0 R: 0 ER: 0 LOB: 0 S: 0	H: 0 R: 0 ER: 0 LOB: 0 S: 0
47 Gio González, L ERA: 3.5	(1, 1)																
56 Craig Breslow, L ERA: 2.7	(7, 1)	1.1	4	0	0	0	3	0	0	0	0	0	0	0	0	0	
40 Andrew Bailey, R ERA: 1.64	(9, 1)	1.0	3	0	0	0	0	0	0	0	0	0	0	0	0	0	

Oakland Athletics @ Cleveland Indians  
Progressive Field, Cleveland, OH  
Fri Jul 02 2010, 7:07 PM - 9:55 PM EDT  
Att: 18,629 - Clear - 69 F


AB 32  
R 0  
H 5  
RBI 0  
BB 4  
SO 8  
LOB 11






Batter	1	2	3	4	5	6	7	8	9	10	AB	R	H	RBI	BB	SO	LOB	TOP				
4 Coco Crisp, S OBP: 0.347, SLG: 0.605	G4-3		E6 G5-4-3		G1-3		G4-3		K		5	0	0	1	0	1	2	<b>Oakland Athletics @ Cleveland Indians</b> Progressive Field, Cleveland, OH Sat Jul 03 2010, 7:06 PM - 10:27 PM EDT Att: 25,483 - Clear - 75 F				
10 Daric Barton, L OBP: 0.395, SLG: 0.412	G4-3		G5-4-3 BB		1B		1B		BB		3	0	2	1	2	0	0					
5 Kevin Kouzmanoff, R OBP: 0.301, SLG: 0.386	G1-3		G5-4-3		FC5-4		FC6-4		FC6-4		5	0	0	0	0	0	6					
8 Kurt Suzuki, R OBP: 0.308, SLG: 0.423		F7	F9		FC5-4				L6		5	0	0	0	0	1	2					
Ryan Sweeney, L OBP: 0.351, SLG: 0.390		F9			F8		G4-3		L9		5	0	1	0	0	0	0					
32 Jack Cust, L OBP: 0.409, SLG: 0.404							K				3	0	1	0	2	1	1					
7 Adam Rosales, R OBP: 0.315, SLG: 0.390					FC6-4		G5-3		L5		5	1	1	0	0	0	3					
18 Gabe Gross, L OBP: 0.305, SLG: 0.338											1	1	0	0	1	0	1					
14 Mark Ellis, R OBP: 0.346, SLG: 0.369			E6		2 WP		G4-3		P4		2	0	0	0	0	0	0					
2 Cliff Pennington, S OBP: 0.334, SLG: 0.382											4	2	3	2	0	0	2					
<b>Inning Stats</b>	R: 0 E: 0 K: 0 S: 4	H: 0 LOB: 0 BB: 0 P: 5	R: 0 E: 0 K: 0 S: 8	H: 1 LOB: 1 BB: 0 P: 14	R: 3 E: 2 K: 1 S: 10	H: 2 LOB: 1 BB: 1 P: 17	R: 0 E: 0 K: 0 S: 10	H: 0 LOB: 2 BB: 2 P: 23	R: 0 E: 0 K: 0 S: 14	H: 1 LOB: 1 BB: 0 P: 20	R: 0 E: 0 K: 0 S: 12	H: 0 LOB: 0 BB: 0 P: 18	R: 1 E: 0 K: 1 S: 16	H: 2 LOB: 1 BB: 0 P: 24	R: 0 E: 0 K: 0 S: 9	H: 0 LOB: 1 BB: 1 P: 17	R: 0 E: 0 K: 1 S: 9	H: 1 LOB: 2 BB: 0 P: 12	1B: 4 2B: 3 3B: 1 HR: 0	SF: 0 SAC: 0 DP: 1 HBP: 0	WP: 1 PB: 0 SB: 1 CS: 0	PA: 43
<b>PITCHER</b>	IP WLS BF H R ER SO BB IBB HBP BLK WP HR S P ERA WHIP	37 Jake Westbrook, R ERA: 4.59	53 Rafael Perez, L ERA: 4.28	38 Joe Smith, R ERA: 6.57	54 Chris Perez, R ERA: 2.81	34 Kerry Wood, R ERA: 9.27	<b>PITCHER</b>	IP WLS BF H R ER SO BB IBB HBP BLK WP HR S P ERA WHIP	49 Tony Sipp, L ERA: 6.0													

AB	38
R	4
H	8
RBI	4
BB	5
SO	3
LOB	17



Batter	1	2	3	4	5	6	7	8	9	10	AB	R	H	RBI	BB	SO	LOB	BOTTOM						
4 Trevor Crowe, S OBP: 0.305, SLG: 0.335	12 HR		F7		P3		SH5-4		K		4	1	1	0	0	1	2	<b>Oakland Athletics @ Cleveland Indians</b> Progressive Field, Cleveland, OH Sat Jul 03 2010, 7:06 PM - 10:27 PM EDT Att: 25,483 - Clear - 75 F						
12 Jayson Nix, R OBP: 0.286, SLG: 0.320	HR		K		F8		P3		P4		5	1	1	2	0	1	3							
41 Carlos Santana, S OBP: 0.435, SLG: 0.612	F8										3	0	0	0	2	2	0							
48 Travis Hafner, L OBP: 0.326, SLG: 0.416											5	0	1	0	0	2	4							
20 Anderson Hernandez, R OBP: 0.269, SLG: 0.280											0	1	0	0	0	0	0							
26 Austin Kearns, R OBP: 0.355, SLG: 0.420	G1-3										4	1	1	0	1	1	0							
2 Johnny Peralta, R OBP: 0.315, SLG: 0.394	L5										4	1	0	0	1	1	2							
7 Matt LaPorta, R OBP: 0.314, SLG: 0.361	G6-3										5	0	3	2	0	1	0							
47 Shelley Duncan, R OBP: 0.353, SLG: 0.500											4	0	1	0	0	3	2							
16 Jason Donald, R OBP: 0.296, SLG: 0.406	G4-3										3	0	1	0	1	0	1							
<b>Inning Stats</b>	R: 2 E: 0 K: 1 S: 15	H: 2 LOB: 0 BB: 0 P: 19	R: 0 E: 0 K: 1 S: 8	H: 0 LOB: 0 BB: 0 P: 15	R: 0 E: 0 K: 1 S: 6	H: 0 LOB: 0 BB: 0 P: 10	R: 2 E: 1 K: 2 S: 13	H: 2 LOB: 1 BB: 1 P: 22	R: 0 E: 0 K: 0 S: 8	H: 1 LOB: 1 BB: 1 P: 14	R: 0 E: 0 K: 2 S: 12	H: 0 LOB: 2 BB: 2 P: 15	R: 0 E: 0 K: 1 S: 6	H: 0 LOB: 2 BB: 2 P: 17	R: 0 E: 0 K: 2 S: 8	H: 0 LOB: 0 BB: 0 P: 14	R: 0 E: 0 K: 1 S: 7	H: 1 LOB: 1 BB: 1 P: 10	R: 1 E: 0 K: 1 S: 11	H: 2 LOB: 2 BB: 1 P: 21	1B: 7 2B: 1 3B: 0 HR: 1	SF: 0 SAC: 1 DP: 0 HBP: 0	WP: 0 PB: 0 SB: 0 CS: 0	PA: 43
<b>PITCHER</b>	IP WLS BF H R ER SO BB IBB HBP BLK WP HR S P ERA WHIP	62 Clayton Mortensen, R ERA: 4.5	48 Michael Wuerz, R ERA: 5.74	13 Jerry Blevins, L ERA: 4.28	31 Brad Ziegler, R ERA: 3.52	56 Craig Breslow, L ERA: 2.94	<b>PITCHER</b>	IP WLS BF H R ER SO BB IBB HBP BLK WP HR S P ERA WHIP																

AB	37
R	5
H	9
RBI	4
BB	5
SO	12
LOB	14



Batter	1	2	3	4	5	6	7	8	9	AB	R	H	RBI	BB	SO	LOB	TOP										
4 Coco Crisp, S OBP: 0.360, SLG: 0.605										0	1	0	0	1	0	0											
11 Rajai Davis, R OBP: 0.298, SLG: 0.345										3	0	0	0	0	0	2											
10 Danie Barton, L OBP: 0.360, SLG: 0.409										2	0	0	0	2	0	1											
Ryan Sweeney, L OBP: 0.347, SLG: 0.386										3	0	0	1	0	0	1											
32 Jack Cust, L OBP: 0.418, SLG: 0.419										3	1	2	0	1	0	1											
14 Mark Ellis, R OBP: 0.355, SLG: 0.374										3	0	2	1	1	0	1											
18 Gabe Gross, L OBP: 0.297, SLG: 0.329										4	0	0	0	0	0	5											
7 Adam Rosales, R OBP: 0.318, SLG: 0.407										4	1	2	1	0	0	0											
11 Landon Powell, S OBP: 0.329, SLG: 0.333										4	0	0	0	0	3	1											
2 Cliff Pennington, S OBP: 0.333, SLG: 0.380										4	0	1	0	0	1	0											
Inning Stats	R: 1 H: 4 E: 0 K: 0 S: 10	H: 1 LOB: 1 BB: 1 P: 19	R: 0 H: 0 E: 0 K: 1 S: 6	H: 0 LOB: 0 BB: 0 P: 11	R: 0 H: 0 E: 0 K: 0 S: 6	H: 0 LOB: 0 BB: 0 P: 10	R: 1 H: 2 E: 0 K: 0 S: 10	H: 2 LOB: 0 BB: 0 P: 17	R: 0 H: 2 E: 0 K: 1 S: 12	H: 2 LOB: 1 BB: 0 P: 16	R: 0 H: 1 E: 0 K: 0 S: 9	H: 1 LOB: 2 BB: 2 P: 18	R: 1 H: 1 E: 0 K: 1 S: 8	H: 1 LOB: 0 BB: 0 P: 12	R: 0 H: 0 E: 0 K: 0 S: 6	H: 0 LOB: 2 BB: 2 P: 17	R: 0 H: 0 E: 0 K: 1 S: 5	H: 0 LOB: 0 BB: 0 P: 6	1B: 5 2B: 2 HR: 1	SF: 0 SAC: 1 DP: 3 HBP: 0	WP: 0 PB: 1 SB: 1 CS: 1	PA: 36					
PITCHER	IP	WLS	BF	H	R	ER	SO	BB	IBB	HBP	BLK	WP	HR	S	P	ERA	WHIP										
55 Roberto Hernandez, R ERA: 3.69	7.0	L	28	7	3	3	3	3	0	0	0	0	1	61	103	3.86	1.429										
49 Tony Sipp, L ERA: 5.79	1.0		5	0	0	0	0	1	1	0	0	0	0	6	17	0.00	1.000										
57 Hector Ambriz, R ERA: 5.25	1.0		3	0	0	0	1	0	0	0	0	0	0	5	6	0.00	0.000										

Oakland Athletics @ Cleveland Indians  
Progressive Field, Cleveland, OH  
Sun Jul 04 2010, 1:08 PM - 3:27 PM EDT  
Att: 13,940 - Partly Cloudy - 84 F

AB 30  
R 3  
H 7  
RBI 3  
BB 5  
SO 4  
LOB 12






Batter	1	2	3	4	5	6	7	8	9	AB	R	H	RBI	BB	SO	LOB	BOTTOM										
23 Michael Brantley, L OBP: 0.265, SLG: 0.167										4	0	0	0	0	0	0											
12 Jayson Nix, R OBP: 0.284, SLG: 0.329										4	0	1	0	0	1	0											
41 Carlos Santana, S OBP: 0.438, SLG: 0.600										3	1	1	0	1	1	1											
48 Travis Hafner, L OBP: 0.352, SLG: 0.413										4	0	1	0	0	2	2											
26 Austin Kearns, R OBP: 0.354, SLG: 0.417										4	0	1	1	0	1	0											
2 Jhonny Peralta, R OBP: 0.317, SLG: 0.395										4	0	2	0	0	1	2											
7 Matt LaPorta, R OBP: 0.307, SLG: 0.351										4	0	0	0	0	1	2											
4 Trevor Crowe, S OBP: 0.310, SLG: 0.340										3	0	2	0	0	0	0											
20 Anderson Hernandez, S OBP: 0.255, SLG: 0.284										3	0	0	0	0	1	3											
Inning Stats	R: 0 H: 0 E: 0 K: 1 S: 10	H: 2 LOB: 2 BB: 0 P: 18	R: 0 H: 2 E: 0 K: 1 S: 11	H: 2 LOB: 0 BB: 0 P: 19	R: 1 H: 3 E: 0 K: 1 S: 14	H: 3 LOB: 2 BB: 0 P: 21	R: 0 H: 1 E: 0 K: 1 S: 8	H: 1 LOB: 0 BB: 0 P: 12	R: 0 H: 0 E: 0 K: 0 S: 6	H: 0 LOB: 0 BB: 0 P: 9	R: 0 H: 0 E: 0 K: 3 S: 12	H: 0 LOB: 0 BB: 0 P: 17	R: 0 H: 0 E: 0 K: 0 S: 6	H: 0 LOB: 0 BB: 0 P: 7	R: 0 H: 1 E: 0 K: 1 S: 12	H: 1 LOB: 1 BB: 0 P: 14	R: 0 H: 1 E: 0 K: 0 S: 7	H: 1 LOB: 0 BB: 0 P: 10	1B: 7 2B: 1 3B: 0 HR: 0	SF: 0 SAC: 0 DP: 1 HBP: 0	WP: 0 PB: 0 SB: 0 CS: 0	PA: 34					
PITCHER	IP	WLS	BF	H	R	ER	SO	BB	IBB	HBP	BLK	WP	HR	S	P	ERA	WHIP										
54 Vin Mazzaro, R ERA: 3.81	7.1	W	29	7	1	1	7	1	0	0	0	0	0	74	111	1.23	1.091										
13 Jerry Blevins, L ERA: 4.18	0.2	H	2	0	0	0	1	0	0	0	0	0	0	5	6	0.00	0.000										
40 Andrew Bailey, R ERA: 1.59	1.0	S	3	1	0	0	0	0	0	0	0	0	0	7	10	0.00	1.000										


Oakland Athletics @ Cleveland Indians  
Progressive Field, Cleveland, OH  
Sun Jul 04 2010, 1:08 PM - 3:27 PM EDT  
Att: 13,940 - Partly Cloudy - 84 F

AB 33  
R 1  
H 8  
RBI 1  
BB 1  
SO 8  
LOB 10



Batter	1	2	3	4	5	6	7	8	9	AB	R	H	RBI	BB	SO	LOB	TOP											
23 Michael Brantley, L OBP: 0.200, SLG: 0.150	G5-3	BB		G6-3	SF8		F7		G4-3	4	0	0	1	1	0	3	<p><b>Cleveland Indians @ Texas Rangers</b> Rangers Ballpark in Arlington, Arlington, TX Mon Jul 05 2010, 8:06 PM - 11:48 PM EDT Att: 25,165 - Clear - 92 F</p> <p>livebaseballscorecards.com</p> <p>AB 37 R 9 H 12 RBI 9 BB 6 SO 4 LOB 18</p> 											
12 Jayson Nix, R OBP: 0.296, SLG: 0.405	BB	F9		HR	L9		HR		P6	5	2	2	3	1	0	5												
41 Carlos Santana, S OBP: 0.436, SLG: 0.622	P6		HR	4B	BB		P5		G3	4	1	1	1	1	0	1												
48 Travis Hafner, L OBP: 0.353, SLG: 0.413	K		HR	26 BHP	1B		2S		G4-3	5	1	2	0	0	2	1												
26 Austin Kearns, R OBP: 0.358, SLG: 0.414	G1-3		7 HR	HBP	FC6-4		K		HBP	2	1	0	0	0	1	1												
2 Johnny Peralta, R OBP: 0.316, SLG: 0.395	F9	F8		FC6-4			2B		F7	5	0	1	1	0	0	5												
7 Matt LaPorta, R OBP: 0.315, SLG: 0.376							F8		P4	1	2	1	2	1	0	0												
25 Andy Marte, R OBP: 0.291, SLG: 0.319	4B	HR					G6-3			3	0	0	0	0	0	2												
4 Trevor Crowe, S OBP: 0.313, SLG: 0.339	16B	1B					L8		P6	4	1	1	0	1	1	0												
16 Jason Donald, R OBP: 0.321, SLG: 0.439	23S	1B					23 SF8		23 G4-3	4	1	4	1	1	0	0												
Inning Stats	R: 0 E: 0 K: 1 S: 9	H: 0 LOB: 1 BB: 1 P: 21	R: 1 E: 0 K: 0 S: 15	H: 2 LOB: 3 BB: 2 P: 29	R: 3 E: 0 K: 2 S: 13	H: 2 LOB: 0 BB: 0 P: 22	R: 1 E: 0 K: 0 S: 15	H: 3 LOB: 3 BB: 1 P: 30	R: 1 E: 0 K: 0 S: 8	H: 1 LOB: 1 BB: 1 P: 15	R: 1 E: 0 K: 1 S: 18	H: 2 LOB: 1 BB: 0 P: 28	R: 2 E: 0 K: 0 S: 12	H: 1 LOB: 0 BB: 1 P: 19	R: 0 E: 0 K: 0 S: 10	H: 0 LOB: 1 BB: 0 P: 15		R: 0 E: 0 K: 0 S: 11	H: 1 LOB: 1 BB: 0 P: 17	1B: 5 2B: 3 3B: 0 HR: 4	SF: 1 SAC: 0 DP: 1 HBP: 3	WP: 0 PB: 0 SB: 3 CS: 0	PA: 47					
PITCHER	IP	WLS	BF	H	R	ER	SO	BB	IBB	HBP	BLK	WP	HR	S	P	ERA		WHIP										
68 Omar Beltre, R ERA: 9.0	3.0	L	17	4	4	4	3	3	0	1	0	0	2	37	72	12.00		2.333										
57 Dustin Nippert, R ERA: 5.31	2.1		14	5	3	3	0	2	0	1	0	0	1	28	55	11.57		3.000										
46 Pedro Strop, R ERA: 3.86	1.1		6	1	1	1	1	1	0	0	1	0	0	22	33	6.75		1.500										
64 Alexi Ogando, R ERA: 0.73	1.1		6	1	1	1	0	0	0	1	0	0	1	13	19	6.75		0.750										
56 Darren O'Day, R ERA: 1.6	1.0		4	1	0	0	0	0	0	0	0	0	0	11	17	0.00	1.000											
Batter	1	2	3	4	5	6	7	8	9	AB	R	H	RBI	BB	SO	LOB	BOTTOM											
1 Elvis Andrus, R OBP: 0.371, SLG: 0.332	G5-3		E6		10B		F8		K	5	1	2	0	0	1	1	<p><b>Cleveland Indians @ Texas Rangers</b> Rangers Ballpark in Arlington, Arlington, TX Mon Jul 05 2010, 8:06 PM - 11:48 PM EDT Att: 25,165 - Clear - 92 F</p> <p>livebaseballscorecards.com</p> <p>AB 38 R 3 H 11 RBI 1 BB 3 SO 10 LOB 25</p> 											
10 Michael Young, R OBP: 0.351, SLG: 0.484	L4		G3-1		27B		K		5 FC6-4	4	0	1	0	0	1	2												
3 Andrés Blanco, S OBP: 0.308, SLG: 0.241					5B		K		1B	1	0	1	0	0	0	0												
5 Ian Kinsler, R OBP: 0.412, SLG: 0.415	BB				27B		32B		FC6-4	3	0	2	1	2	0	1												
27 Vladimir Guerrero, R OBP: 0.372, SLG: 0.560	G4-3		F8				K		K	5	0	1	0	0	2	5												
32 Josh Hamilton, L OBP: 0.385, SLG: 0.613	K				17 FC5-4		1B		1B	5	0	2	0	0	2	4												
17 Nelson Cruz, R OBP: 0.367, SLG: 0.597	K				FC5-4		K		K	4	0	0	0	0	3	6												
11 Bengie Molina, R OBP: 0.311, SLG: 0.326	F9				P3		G5-3		G3	4	1	1	0	0	0	3												
12 Justin Smoak, S OBP: 0.313, SLG: 0.357	F9		F9		K		F7			4	0	1	0	0	1	1												
20 Julio Borbon, L OBP: 0.312, SLG: 0.378					1B		FC3-6		G4-3	3	1	0	0	1	0	2												
Inning Stats	R: 0 E: 0 K: 0 S: 9	H: 0 LOB: 1 BB: 0 P: 19	R: 0 E: 0 K: 2 S: 18	H: 0 LOB: 0 BB: 0 P: 26	R: 1 E: 1 K: 0 S: 13	H: 1 LOB: 2 BB: 2 P: 30	R: 0 E: 0 K: 1 S: 8	H: 1 LOB: 1 BB: 0 P: 11	R: 1 E: 0 K: 2 S: 19	H: 4 LOB: 3 BB: 0 P: 27	R: 1 E: 0 K: 1 S: 11	H: 2 LOB: 1 BB: 0 P: 19	R: 0 E: 0 K: 2 S: 13	H: 2 LOB: 0 BB: 0 P: 18	R: 0 E: 0 K: 1 S: 7	H: 0 LOB: 0 BB: 0 P: 10		R: 0 E: 0 K: 1 S: 13	H: 1 LOB: 1 BB: 0 P: 20	1B: 10 2B: 1 3B: 0 HR: 0	SF: 0 SAC: 0 DP: 0 HBP: 0	WP: 0 PB: 0 SB: 0 CS: 0	PA: 41					
PITCHER	IP	WLS	BF	H	R	ER	SO	BB	IBB	HBP	BLK	WP	HR	S	P	ERA		WHIP										
32 Aaron Laffey, L ERA: 5.18	4.1		21	5	2	1	3	3	0	0	0	0	0	14	20	9.00		3.000										
56 Frank Herrmann, R ERA: 2.63	1.0		6	3	1	1	2	0	0	0	0	0	0	19	29	0.00		1.200										
3B Joe Smith, R ERA: 5.79	1.2	W	7	2	0	0	3	0	0	0	1	0	0	7	10	0.00		0.000										
54 Chris Perez, R ERA: 2.73	1.0		3	0	0	0	1	0	0	0	0	0	0	7	10	0.00		0.000										
57 Hector Ambriz, R ERA: 5.04	1.0		4	1	0	0	1	0	0	0	0	0	0	13	20	0.00	1.000											

Batter	1	2	3	4	5	6	7	8	9	AB	R	H	RBI	BB	SO	LOB	TOP					
23 Michael Brantley, L (1,8) OBP: 0.204, SLG: 0.159	F7		G1-3		FC3-6 12 CS			G3 41 G3, 12 1B		4	0	1	0	0	0	1	<p><b>Cleveland Indians @ Texas Rangers</b> Rangers Ballpark in Arlington, Arlington, TX Tue Jul 06 2010, 8:11 PM - 11:12 PM EDT Att: 20,428 - Partly Cloudy - 84 F</p> <p>livebaseballscores.com</p> <p>AB 31 R 1 H 5 RBI 1 BB 2 SO 7 LOB 17</p> 					
12 Jayson Nix, R (1,4) OBP: 0.316, SLG: 0.448	HR		HBP 41 FC6-4		F9			1B 41 G3		3	1	2	1	0	0	1						
41 Carlos Santana, S (1,2) OBP: 0.429, SLG: 0.597	BB		FC6-4		F8			G3		3	0	0	0	1	0	3						
26 Austin Kearns, R (1,9) OBP: 0.356, SLG: 0.409	K			L9				K		3	0	0	0	1	2	3						
2 Johnny Peralta, R (1,5) OBP: 0.312, SLG: 0.390	F8		G6-3		F8			F7		4	0	0	0	0	0	4						
20 Anderson Hernandez, S (8,5) OBP: 0.255, SLG: 0.254										0	0	0	0	0	0	0						
47 Shelley Duncan, R (1,10) OBP: 0.347, SLG: 0.484	L6									4	0	1	0	0	1	1						
25 Andy Marte, R (1,3) OBP: 0.288, SLG: 0.314	K		E5		G6-4-3 4			K		4	0	1	0	0	2	1						
4 Trevor Crowe, S (1,7) OBP: 0.307, SLG: 0.332	L8							L6		4	0	0	0	0	1	3						
16 Jason Donald, R (1,6) OBP: 0.322, SLG: 0.433			P3							2	0	0	0	0	1	0						
<b>Inning Stats</b>	R: 1 E: 0 K: 1 S: 16	H: 1 LOB: 1 BB: 1 P: 26	R: 0 E: 0 K: 1 S: 9	H: 0 LOB: 0 BB: 0 P: 14	R: 0 E: 0 K: 1 S: 9	H: 0 LOB: 1 BB: 0 P: 15	R: 0 E: 0 K: 1 S: 11	H: 1 LOB: 2 BB: 0 P: 20	R: 0 E: 0 K: 1 S: 8	H: 0 LOB: 0 BB: 0 P: 9	R: 0 E: 0 K: 1 S: 8	H: 0 LOB: 1 BB: 1 P: 18	R: 0 E: 0 K: 1 S: 9	H: 1 LOB: 0 BB: 0 P: 17	R: 0 E: 0 K: 1 S: 9	H: 2 LOB: 2 BB: 0 P: 19	R: 0 E: 0 K: 1 S: 9	H: 0 LOB: 0 BB: 0 P: 15	1B: 4 2B: 0 3B: 0 HR: 1	SF: 0 SAC: 0 DP: 2 HBP: 2	WP: 0 PB: 0 SB: 0 CS: 1	PA: 35
<b>PITCHER</b>	IP WLS BF H R ER SO BB IBB HBP BLK WP HR S P ERA WHIP	IP WLS BF H R ER SO BB IBB HBP BLK WP HR S P ERA WHIP	IP WLS BF H R ER SO BB IBB HBP BLK WP HR S P ERA WHIP	IP WLS BF H R ER SO BB IBB HBP BLK WP HR S P ERA WHIP	IP WLS BF H R ER SO BB IBB HBP BLK WP HR S P ERA WHIP	IP WLS BF H R ER SO BB IBB HBP BLK WP HR S P ERA WHIP	IP WLS BF H R ER SO BB IBB HBP BLK WP HR S P ERA WHIP	IP WLS BF H R ER SO BB IBB HBP BLK WP HR S P ERA WHIP	IP WLS BF H R ER SO BB IBB HBP BLK WP HR S P ERA WHIP	IP WLS BF H R ER SO BB IBB HBP BLK WP HR S P ERA WHIP	IP WLS BF H R ER SO BB IBB HBP BLK WP HR S P ERA WHIP	IP WLS BF H R ER SO BB IBB HBP BLK WP HR S P ERA WHIP	IP WLS BF H R ER SO BB IBB HBP BLK WP HR S P ERA WHIP	IP WLS BF H R ER SO BB IBB HBP BLK WP HR S P ERA WHIP	IP WLS BF H R ER SO BB IBB HBP BLK WP HR S P ERA WHIP	IP WLS BF H R ER SO BB IBB HBP BLK WP HR S P ERA WHIP	IP WLS BF H R ER SO BB IBB HBP BLK WP HR S P ERA WHIP					
36 C.J. Wilson, L (1,1) ERA: 3.24	6.0	W	24	2	1	1	4	2	0	0	2	0	0	0	0	0	0	1.50	0.667			
28 Darren Oliver, L (7,1) ERA: 1.41	1.0		3	1	0	0	1	0	0	0	0	0	0	0	0	0	0	0.00	1.000			
50 Frank Francisco, R (8,1) ERA: 3.79	1.0		5	2	0	0	1	0	0	0	0	0	0	0	0	0	0	0.00	2.000			
52 Doug Matis, R (9,1) ERA: 6.98	1.0		3	0	0	0	1	0	0	0	0	0	0	0	0	0	0	0.00	0.000			

Batter	1	2	3	4	5	6	7	8	9	AB	R	H	RBI	BB	SO	LOB	BOTTOM			
20 Julio Borbon, L (1,8) OBP: 0.314, SLG: 0.376	G6-3		G1-3		HBP			G3 14 2B		4	1	1	0	0	0	2	<p><b>Cleveland Indians @ Texas Rangers</b> Rangers Ballpark in Arlington, Arlington, TX Tue Jul 06 2010, 8:11 PM - 11:12 PM EDT Att: 20,428 - Partly Cloudy - 84 F</p> <p>livebaseballscores.com</p> <p>AB 40 R 12 H 17 RBI 12 BB 3 SO 4 LOB 20</p> 			
14 Joaquin Arias, R (1,6) OBP: 0.293, SLG: 0.333	G1-3		G1-3		F8			1B 5 1B		5	1	2	4	0	0	3				
5 Ian Kinsler, R (1,4) OBP: 0.411, SLG: 0.414	1B		K		K			G6-3 27 HR		5	0	2	1	0	2	1				
27 Vladimir Guerrero, R (1,10) OBP: 0.373, SLG: 0.569	G2-3				K			1B 32 1B, 3 2B		4	2	2	2	0	1	3				
32 Josh Hamilton, L (1,7) OBP: 0.386, SLG: 0.621	HR				F7			1B 17 PB, 17 1B		4	2	2	1	0	0	1				
7 David Murphy, L (8,7) OBP: 0.311, SLG: 0.383					G1-3			HR		1	1	1	1	0	0	0				
17 Nelson Cruz, R (1,9) OBP: 0.368, SLG: 0.610	G4-3				F9			F8		5	1	2	1	0	0	2				
12 Justin Smoak, S (1,3) OBP: 0.322, SLG: 0.361	G1-3				1B			1B 15 FC6-4, 20 G3, 3 1B		3	1	2	0	2	0	0				
15 Matt Treanor, R (1,2) OBP: 0.310, SLG: 0.362	BB				K			1B 20 1B, 3 1B		4	1	0	0	1	1	6				
3 Andrés Blanco, S (1,5) OBP: 0.329, SLG: 0.286	G5-3				2B			1B 14 1B, 20 G3		5	2	3	2	0	0	2				
<b>Inning Stats</b>	R: 0 E: 0 K: 0 S: 11	H: 1 LOB: 1 BB: 0 P: 16	R: 1 E: 0 K: 0 S: 6	H: 1 LOB: 1 BB: 1 P: 14	R: 0 E: 0 K: 1 S: 7	H: 0 LOB: 0 BB: 0 P: 9	R: 2 E: 0 K: 1 S: 13	H: 2 LOB: 3 BB: 1 P: 25	R: 0 E: 0 K: 1 S: 10	H: 2 LOB: 2 BB: 0 P: 14	R: 5 E: 0 K: 0 S: 15	H: 4 LOB: 0 BB: 1 P: 25	R: 3 E: 0 K: 1 S: 20	H: 5 LOB: 2 BB: 0 P: 32	R: 1 E: 0 K: 0 S: 10	H: 2 LOB: 1 BB: 0 P: 14	1B: 11 2B: 2 3B: 0 HR: 4	SF: 0 SAC: 0 DP: 0 HBP: 2	WP: 0 PB: 1 SB: 0 CS: 0	PA: 45
<b>PITCHER</b>	IP WLS BF H R ER SO BB IBB HBP BLK WP HR S P ERA WHIP	IP WLS BF H R ER SO BB IBB HBP BLK WP HR S P ERA WHIP	IP WLS BF H R ER SO BB IBB HBP BLK WP HR S P ERA WHIP	IP WLS BF H R ER SO BB IBB HBP BLK WP HR S P ERA WHIP	IP WLS BF H R ER SO BB IBB HBP BLK WP HR S P ERA WHIP	IP WLS BF H R ER SO BB IBB HBP BLK WP HR S P ERA WHIP	IP WLS BF H R ER SO BB IBB HBP BLK WP HR S P ERA WHIP	IP WLS BF H R ER SO BB IBB HBP BLK WP HR S P ERA WHIP	IP WLS BF H R ER SO BB IBB HBP BLK WP HR S P ERA WHIP	IP WLS BF H R ER SO BB IBB HBP BLK WP HR S P ERA WHIP	IP WLS BF H R ER SO BB IBB HBP BLK WP HR S P ERA WHIP	IP WLS BF H R ER SO BB IBB HBP BLK WP HR S P ERA WHIP	IP WLS BF H R ER SO BB IBB HBP BLK WP HR S P ERA WHIP	IP WLS BF H R ER SO BB IBB HBP BLK WP HR S P ERA WHIP	IP WLS BF H R ER SO BB IBB HBP BLK WP HR S P ERA WHIP	IP WLS BF H R ER SO BB IBB HBP BLK WP HR S P ERA WHIP	IP WLS BF H R ER SO BB IBB HBP BLK WP HR S P ERA WHIP			
63 Justin Masterson, R (1,1) ERA: 5.22	5.1	L	29	7	7	3	2	2	1	56	94	11.81	2.062							
57 Hector Ambriz, R (6,1) ERA: 6.08	1.2		11	6	4	4	1	0	0	2	26	41	21.60	3.600						
53 Rafael Perez, L (8,1) ERA: 4.46	1.0		5	2	1	1	0	0	0	1	10	14	9.00	2.000						

Batter	1	2	3	4	5	6	7	8	9	AB	R	H	RBI	BB	SO	LOB	TOP										
23 Michael Brantley, L OBP: 0.264, SLG: 0.163										5	1	1	0	0	0	1											
12 Jayson Nix, R OBP: 0.324, SLG: 0.478										3	1	1	1	1	2	0											
41 Carlos Santana, S OBP: 0.422, SLG: 0.593										4	1	1	0	0	0	2											
48 Travis Hafner, L OBP: 0.351, SLG: 0.408										3	0	0	0	1	0	2											
2 Jhonny Peralta, R OBP: 0.311, SLG: 0.388										4	0	1	1	0	0	3											
47 Shelley Duncan, R OBP: 0.342, SLG: 0.485										4	0	1	0	0	3	2											
4 Trevor Crowe, S OBP: 0.306, SLG: 0.330										4	0	1	0	0	3	2											
25 Andy Marte, R OBP: 0.270, SLG: 0.291										4	0	0	0	0	0	3											
16 Jason Donald, R OBP: 0.320, SLG: 0.423										3	0	0	0	1	3	1											
<b>Inning Stats</b>	R: 0 E: 0 K: 1 S: 7	H: 0 LOB: 0 BB: 0 P: 10	R: 0 E: 0 K: 2 S: 11	H: 0 LOB: 1 BB: 1 P: 20	R: 0 E: 0 K: 1 S: 7	H: 0 LOB: 0 BB: 0 P: 8	R: 2 E: 0 K: 1 S: 15	H: 4 LOB: 2 BB: 0 P: 22	R: 1 E: 0 K: 1 S: 16	H: 1 LOB: 2 BB: 1 P: 24	R: 0 E: 0 K: 2 S: 10	H: 1 LOB: 1 BB: 0 P: 18	R: 0 E: 0 K: 1 S: 11	H: 0 LOB: 0 BB: 0 P: 15	R: 0 E: 0 K: 1 S: 8	H: 0 LOB: 0 BB: 0 P: 11	R: 0 E: 0 K: 1 S: 13	H: 0 LOB: 1 BB: 1 P: 18	1B: 3 2B: 2 3B: 0 HR: 1	SF: 0 SAC: 0 DP: 0 HBP: 0	WP: 1 PB: 0 SB: 0 CS: 0	PA: 37					
<b>PITCHER</b>	IP	WLS	BF	H	R	ER	SO	BB	IBB	HBP	BLK	WP	HR	S	P	ERA	WHIP										
48 Colby Lewis, R ERA: 3.33	6.0	W	27	6	3	2	8	2	0	0	0	1	1	66	102	3.00	1.333										
64 Alexi Ogando, R ERA: 0.68	1.0	H	3	0	0	0	1	0	0	0	0	0	0	11	15	0.00	0.000										
50 Frank Francisco, R ERA: 3.69	1.0	H	3	0	0	0	1	0	0	0	0	0	0	8	11	0.00	0.000										
30 Neftali Feliz, R ERA: 2.92	1.0	S	4	0	0	0	1	1	0	0	0	0	0	13	18	0.00	1.000										

Cleveland Indians @ Texas Rangers  
Rangers Ballpark in Arlington, Arlington, TX  
Wed Jul 07 2010, 8:08 PM - 11:03 PM EDT  
Att: 24,427 - Partly Cloudy - 90 F


AB 34  
R 3  
H 6  
RBI 2  
BB 3  
SO 11  
LOB 16



Batter	1	2	3	4	5	6	7	8	9	AB	R	H	RBI	BB	SO	LOB	BOTTOM										
1 Elvis Andrus, R OBP: 0.373, SLG: 0.335										3	1	1	0	1	0	1											
10 Michael Young, R OBP: 0.353, SLG: 0.491										3	1	1	2	1	1	3											
7 David Murphy, L OBP: 0.315, SLG: 0.382										3	0	1	0	1	0	2											
32 Josh Hamilton, L OBP: 0.385, SLG: 0.617										4	0	1	1	0	0	2											
17 Nelson Cruz, R OBP: 0.360, SLG: 0.595										4	0	0	0	0	1	4											
12 Justin Smoak, S OBP: 0.317, SLG: 0.355										4	0	0	0	0	2	0											
15 Matt Treanor, R OBP: 0.309, SLG: 0.365										4	1	1	0	0	1	0											
3 Andrés Blanco, S OBP: 0.338, SLG: 0.277										2	0	0	0	1	1	0											
20 Julio Borbon, L OBP: 0.318, SLG: 0.380										3	1	2	1	0	0	1											
<b>Inning Stats</b>	R: 1 E: 0 K: 0 S: 12	H: 2 LOB: 1 BB: 1 P: 20	R: 0 E: 0 K: 1 S: 13	H: 0 LOB: 0 BB: 0 P: 17	R: 0 E: 0 K: 1 S: 14	H: 1 LOB: 2 BB: 0 P: 18	R: 0 E: 0 K: 2 S: 9	H: 0 LOB: 0 BB: 0 P: 12	R: 2 E: 0 K: 0 S: 14	H: 2 LOB: 3 BB: 1 P: 23	R: 1 E: 0 K: 0 S: 14	H: 2 LOB: 2 BB: 2 P: 26	R: 0 E: 0 K: 1 S: 9	H: 0 LOB: 0 BB: 0 P: 14	R: 0 E: 0 K: 1 S: 6	H: 0 LOB: 0 BB: 0 P: 9	1B: 4 2B: 2 3B: 0 HR: 1	SF: 0 SAC: 0 DP: 2 HBP: 1	WP: 1 PB: 0 SB: 0 CS: 0	PA: 35							
<b>PITCHER</b>	IP	WLS	BF	H	R	ER	SO	BB	IBB	HBP	BLK	WP	HR	S	P	ERA	WHIP										
51 Mitch Talbot, R ERA: 3.99	5.2	L	27	7	4	4	4	3	0	1	0	0	1	71	105	6.35	1.765										
36 Joe Smith, R ERA: 5.65	0.1		2	0	0	0	0	1	0	0	0	0	0	5	11	0.00	3.000										
49 Tony Sipp, L ERA: 5.4	2.0		6	0	0	0	2	0	0	0	0	0	0	15	23	0.00	0.000										

Cleveland Indians @ Texas Rangers  
Rangers Ballpark in Arlington, Arlington, TX  
Wed Jul 07 2010, 8:08 PM - 11:03 PM EDT  
Att: 24,427 - Partly Cloudy - 90 F

AB 30  
R 4  
H 7  
RBI 4  
BB 4  
SO 6  
LOB 13



Batter	1	2	3	4	5	6	7	8	9	AB	R	H	RBI	BB	SO	LOB	TOP				
23 Michael Brantley, L OBP: 0.208, SLG: 0.222										5	1	1	1	0	1	3	<b>Cleveland Indians @ Tampa Bay Rays</b> Tropicana Field, St. Petersburg, FL Thu Jul 08 2010, 7:12 PM - 9:52 PM EDT Att: 16,892 - Dome - 72 F <a href="http://livebaseballscorecards.com">livebaseballscorecards.com</a>				
12 Jayson Nix, R OBP: 0.354, SLG: 0.453										5	0	0	0	0	2	3					
41 Carlos Santana, S OBP: 0.425, SLG: 0.583										3	0	1	0	1	1	0					
48 Travis Hafner, L OBP: 0.354, SLG: 0.407										3	0	1	0	1	2	1					
26 Austin Kearns, R OBP: 0.355, SLG: 0.406										4	0	1	0	0	0	3					
2 Jhonny Peralta, R OBP: 0.307, SLG: 0.383										4	0	0	0	0	0	5					
4 Trevor Crowe, S OBP: 0.300, SLG: 0.324										4	0	0	0	0	0	3					
25 Andy Marte, R OBP: 0.284, SLG: 0.345										3	1	1	1	1	0	0					
16 Jason Donald, R OBP: 0.331, SLG: 0.429										3	0	2	0	1	0	1					
<b>Inning Stats</b>	R: 1 H: 1 E: 0 K: 0 S: 13	H: 1 LOB: 2 BB: 2 P: 24	R: 1 H: 1 E: 0 K: 1 S: 13	H: 1 LOB: 1 BB: 1 P: 24	R: 0 H: 0 E: 0 K: 1 S: 7	H: 0 LOB: 1 BB: 0 P: 13	R: 0 H: 0 E: 0 K: 0 S: 6	H: 0 LOB: 1 BB: 0 P: 12	R: 0 H: 1 E: 0 K: 0 S: 8	H: 1 LOB: 1 BB: 0 P: 16	R: 0 H: 1 E: 0 K: 0 S: 8	H: 1 LOB: 2 BB: 0 P: 11	R: 0 H: 2 E: 0 K: 1 S: 9	H: 1 LOB: 2 BB: 0 P: 15	R: 0 H: 1 E: 0 K: 1 S: 10	H: 1 LOB: 1 BB: 0 P: 15	1B: 5 2B: 0 3B: 0 HR: 2	SF: 0 SAC: 0 DP: 0 HBP: 0	WP: 0 PB: 0 SB: 0 CS: 0	PA: 38	
<b>PITCHER</b>	IP WLS BF H R ER SO BB IBB HBP BLK WP HR S P ERA WHIP	IP WLS BF H R ER SO BB IBB HBP BLK WP HR S P ERA WHIP	IP WLS BF H R ER SO BB IBB HBP BLK WP HR S P ERA WHIP	IP WLS BF H R ER SO BB IBB HBP BLK WP HR S P ERA WHIP	IP WLS BF H R ER SO BB IBB HBP BLK WP HR S P ERA WHIP	IP WLS BF H R ER SO BB IBB HBP BLK WP HR S P ERA WHIP	IP WLS BF H R ER SO BB IBB HBP BLK WP HR S P ERA WHIP	IP WLS BF H R ER SO BB IBB HBP BLK WP HR S P ERA WHIP	IP WLS BF H R ER SO BB IBB HBP BLK WP HR S P ERA WHIP	IP WLS BF H R ER SO BB IBB HBP BLK WP HR S P ERA WHIP	IP WLS BF H R ER SO BB IBB HBP BLK WP HR S P ERA WHIP	IP WLS BF H R ER SO BB IBB HBP BLK WP HR S P ERA WHIP	IP WLS BF H R ER SO BB IBB HBP BLK WP HR S P ERA WHIP	IP WLS BF H R ER SO BB IBB HBP BLK WP HR S P ERA WHIP	IP WLS BF H R ER SO BB IBB HBP BLK WP HR S P ERA WHIP	IP WLS BF H R ER SO BB IBB HBP BLK WP HR S P ERA WHIP	IP WLS BF H R ER SO BB IBB HBP BLK WP HR S P ERA WHIP	IP WLS BF H R ER SO BB IBB HBP BLK WP HR S P ERA WHIP	IP WLS BF H R ER SO BB IBB HBP BLK WP HR S P ERA WHIP	IP WLS BF H R ER SO BB IBB HBP BLK WP HR S P ERA WHIP	IP WLS BF H R ER SO BB IBB HBP BLK WP HR S P ERA WHIP
40 Wade Davis, R ERA: 4.69	7.0	W	29	4	2	2	4	4	0	0	0	0	0	0	0	0	2.57	1.143			
31 Lance Cormier, R ERA: 4.35	0.1	H	3	2	0	0	1	0	0	0	0	0	0	0	0	0	0.00	6.000			
35 Dan Wheeler, R ERA: 2.93	1.2	S	6	1	0	0	1	0	0	0	0	0	0	0	0	0	0.00	0.600			

Batter	1	2	3	4	5	6	7	8	9	AB	R	H	RBI	BB	SO	LOB	BOTTOM				
18 Ben Zobrist, S OBP: 0.381, SLG: 0.407										3	2	2	0	0	0	0	<b>Cleveland Indians @ Tampa Bay Rays</b> Tropicana Field, St. Petersburg, FL Thu Jul 08 2010, 7:12 PM - 9:52 PM EDT Att: 16,892 - Dome - 72 F <a href="http://livebaseballscorecards.com">livebaseballscorecards.com</a>				
13 Carl Crawford, L OBP: 0.378, SLG: 0.516										4	2	2	4	0	1	2					
3 Evan Longoria, R OBP: 0.373, SLG: 0.514										3	0	1	0	1	0	0					
23 Carlos Pena, L OBP: 0.317, SLG: 0.410										4	1	1	1	0	1	4					
1 Sean Rodriguez, R OBP: 0.306, SLG: 0.438										4	0	0	0	0	3	0					
20 Matt Joyce, L OBP: 0.357, SLG: 0.333										4	0	1	0	0	1	0					
2 B.J. Upton, R OBP: 0.319, SLG: 0.391										3	0	1	0	1	2	0					
28 John Jaso, L OBP: 0.391, SLG: 0.381										4	0	1	0	0	0	3					
8 Jason Bartlett, R OBP: 0.309, SLG: 0.325										2	0	0	0	1	0	2					
<b>Inning Stats</b>	R: 2 H: 2 E: 0 K: 2 S: 18	H: 2 LOB: 0 BB: 0 P: 28	R: 0 H: 0 E: 0 K: 2 S: 9	H: 0 LOB: 0 BB: 0 P: 17	R: 3 H: 3 E: 0 K: 1 S: 17	H: 3 LOB: 0 BB: 0 P: 26	R: 0 H: 2 E: 0 K: 0 S: 10	H: 2 LOB: 1 BB: 0 P: 17	R: 0 H: 1 E: 0 K: 0 S: 7	H: 1 LOB: 3 BB: 2 P: 23	R: 0 H: 0 E: 0 K: 1 S: 11	H: 0 LOB: 1 BB: 1 P: 18	R: 0 H: 0 E: 0 K: 0 S: 9	H: 0 LOB: 1 BB: 1 P: 18	R: 0 H: 0 E: 0 K: 0 S: 9	H: 0 LOB: 1 BB: 1 P: 18	1B: 4 2B: 2 3B: 0 HR: 3	SF: 0 SAC: 1 DP: 1 HBP: 0	WP: 2 PB: 0 SB: 1 CS: 0	PA: 35	
<b>PITCHER</b>	IP WLS BF H R ER SO BB IBB HBP BLK WP HR S P ERA WHIP	IP WLS BF H R ER SO BB IBB HBP BLK WP HR S P ERA WHIP	IP WLS BF H R ER SO BB IBB HBP BLK WP HR S P ERA WHIP	IP WLS BF H R ER SO BB IBB HBP BLK WP HR S P ERA WHIP	IP WLS BF H R ER SO BB IBB HBP BLK WP HR S P ERA WHIP	IP WLS BF H R ER SO BB IBB HBP BLK WP HR S P ERA WHIP	IP WLS BF H R ER SO BB IBB HBP BLK WP HR S P ERA WHIP	IP WLS BF H R ER SO BB IBB HBP BLK WP HR S P ERA WHIP	IP WLS BF H R ER SO BB IBB HBP BLK WP HR S P ERA WHIP	IP WLS BF H R ER SO BB IBB HBP BLK WP HR S P ERA WHIP	IP WLS BF H R ER SO BB IBB HBP BLK WP HR S P ERA WHIP	IP WLS BF H R ER SO BB IBB HBP BLK WP HR S P ERA WHIP	IP WLS BF H R ER SO BB IBB HBP BLK WP HR S P ERA WHIP	IP WLS BF H R ER SO BB IBB HBP BLK WP HR S P ERA WHIP	IP WLS BF H R ER SO BB IBB HBP BLK WP HR S P ERA WHIP	IP WLS BF H R ER SO BB IBB HBP BLK WP HR S P ERA WHIP	IP WLS BF H R ER SO BB IBB HBP BLK WP HR S P ERA WHIP	IP WLS BF H R ER SO BB IBB HBP BLK WP HR S P ERA WHIP	IP WLS BF H R ER SO BB IBB HBP BLK WP HR S P ERA WHIP	IP WLS BF H R ER SO BB IBB HBP BLK WP HR S P ERA WHIP	IP WLS BF H R ER SO BB IBB HBP BLK WP HR S P ERA WHIP
37 Jake Westbrook, R ERA: 4.75	6.0	L	25	8	5	5	7	0	0	0	0	0	0	0	0	0	7.50	1.333			
53 Rafael Perez, L ERA: 4.3	1.0		6	1	0	0	1	1	1	0	0	0	1	0	11	23	0.00	2.000			
34 Kerry Wood, R ERA: 5.95	1.0		4	0	0	0	0	1	0	0	0	0	0	0	9	18	0.00	1.000			

Batter	1	2	3	4	5	6	7	8	9	AB R H RBI BB SO LOB	TOP											
23 Michael Brantley, L OBP: 0.188, SLG: 0.203	G4-3	L6			L6		G3	K		5 0 0 0 0 1 3	<b>Cleveland Indians @ Tampa Bay Rays</b> Tropicana Field, St. Petersburg, FL Fri Jul 09 2010, 7:11 PM - 10:21 PM EDT Att: 23,116 - Dome - 72 F <a href="http://livebaseballscorecards.com">livebaseballscorecards.com</a>											
12 Jayson Nix, R OBP: 0.304, SLG: 0.470	F9		K			G5-3		G6-3	5 1 1 1 0 1 0													
41 Carlos Santana, S OBP: 0.423, SLG: 0.580	K		G4-3		K		26 1B 2 HR	48 1B 26 2B	4 2 1 0 1 2 0													
48 Travis Hafner, L OBP: 0.354, SLG: 0.404		2 1B 7 1B HBP	K			K		26 2B 1B	4 1 1 0 0 3 1													
26 Austin Kearns, R OBP: 0.356, SLG: 0.410	L9			K		F9		2 HR 1B	5 1 2 1 0 1 1													
2 Johnny Peralta, R OBP: 0.312, SLG: 0.396	47 BLK 47 WP 1B			K				1B 3-H HR	5 2 3 3 0 1 2													
7 Matt LaPorta, R OBP: 0.324, SLG: 0.390	47 WP 47 BLK 1B				G5-3			16 2B	5 1 3 1 0 0 3													
47 Shelley Duncan, R OBP: 0.342, SLG: 0.521								F9	3 1 1 1 0 1 2													
4 Trevor Crowe, S OBP: 0.290, SLG: 0.322					P3				1 0 0 0 0 0 1													
16 Jason Donald, R OBP: 0.335, SLG: 0.434									3 0 1 1 1 1 0													
<b>Inning Stats</b>	R: 0 E: 0 K: 1 S: 8	H: 0 LOB: 0 BB: 0 P: 11	R: 2 E: 0 K: 1 S: 19	H: 2 LOB: 2 BB: 1 P: 31	R: 0 E: 0 K: 2 S: 7	H: 0 LOB: 0 BB: 0 P: 10	R: 0 E: 0 K: 2 S: 9	H: 1 LOB: 1 BB: 0 P: 12	R: 1 E: 0 K: 2 S: 10	H: 1 LOB: 0 BB: 0 P: 15	R: 0 E: 0 K: 1 S: 13	H: 1 LOB: 1 BB: 0 P: 21	R: 1 E: 0 K: 0 S: 8	H: 1 LOB: 0 BB: 0 P: 15	R: 4 E: 0 K: 2 S: 18	H: 5 LOB: 1 BB: 0 P: 26	R: 1 E: 0 K: 0 S: 12	H: 2 LOB: 2 BB: 1 P: 23	1B: 6 2B: 4 3B: 0 HR: 3	SF: 0 SAC: 0 DP: 0 HBP: 1	WP: 1 PB: 0 SB: 0 CS: 0	PA: 43
<b>PITCHER</b>	IP WLS BF H R ER SO BB IBB HBP BLK WP HR S P ERA WHIP											IP WLS BF H R ER SO BB IBB HBP BLK WP HR S P ERA WHIP										
33 James Shields, R ERA: 4.87	6.1 L 27 6 4 4 9 1 0 1 1 1 2 69 106 5.68 1.105																					
36 Randy Choate, L ERA: 6.04	1.0 4 1 1 1 1 0 0 0 0 0 0 11 19 9.00 1.000																					
21 Andy Sonnanstine, R ERA: 4.25	0.2 6 4 3 3 1 0 0 0 0 0 1 12 16 40.50 6.000																					
31 Lance Cormier, R ERA: 4.5	1.0 6 2 1 1 0 1 0 0 0 0 0 12 23 9.00 3.000																					

Batter	1	2	3	4	5	6	7	8	9	AB R H RBI BB SO LOB	BOTTOM									
18 Ben Zobrist, S OBP: 0.376, SLG: 0.400	L9		K		L7		K	F9		5 0 0 0 0 2 3	<b>Cleveland Indians @ Tampa Bay Rays</b> Tropicana Field, St. Petersburg, FL Fri Jul 09 2010, 7:11 PM - 10:21 PM EDT Att: 23,116 - Dome - 72 F <a href="http://livebaseballscorecards.com">livebaseballscorecards.com</a>									
13 Carl Crawford, L OBP: 0.378, SLG: 0.516	23 FB 2B		L7		F7		23 PB 3 S 20 BB		K	4 1 1 0 1 1 0										
3 Evan Longoria, R OBP: 0.376, SLG: 0.511					G4-3		20 BB 23 PB BB		F8	2 1 0 0 3 0 0										
23 Carlos Pena, L OBP: 0.321, SLG: 0.421	F8				G5-3		20 BB			4 1 2 2 1 0 2										
20 Matt Joyce, L OBP: 0.340, SLG: 0.297	G3-4-3				F9				HR	4 0 0 1 1 1 3										
28 John Jaso, L OBP: 0.393, SLG: 0.380	G3								F9	3 0 1 0 1 1 3										
2 B.J. Upton, R OBP: 0.321, SLG: 0.396					P3		15 G6-3 1B		G4-3	4 0 2 0 0 0 1										
15 Reid Brignac, L OBP: 0.332, SLG: 0.370					G4-3					3 0 0 0 1 1 4										
1 Sean Rodriguez, R OBP: 0.305, SLG: 0.431					G5-3				FC5-4 BB	3 0 0 0 0 0 2										
<b>Inning Stats</b>	R: 0 E: 0 K: 0 S: 12	H: 1 LOB: 2 BB: 1 P: 21	R: 0 E: 0 K: 0 S: 7	H: 1 LOB: 1 BB: 0 P: 13	R: 1 E: 0 K: 1 S: 10	H: 1 LOB: 1 BB: 1 P: 19	R: 0 E: 0 K: 1 S: 9	H: 0 LOB: 2 BB: 1 P: 21	R: 0 E: 0 K: 1 S: 13	H: 2 LOB: 1 BB: 0 P: 18		R: 1 E: 0 K: 2 S: 13	H: 0 LOB: 3 BB: 4 P: 32	R: 0 E: 0 K: 0 S: 11	H: 0 LOB: 1 BB: 1 P: 22	R: 0 E: 0 K: 0 S: 10	H: 0 LOB: 0 BB: 0 P: 16	1B: 3 2B: 2 3B: 0 HR: 1	SF: 0 SAC: 0 DP: 1 HBP: 1	WP: 0 PB: 1 SB: 2 CS: 0
<b>PITCHER</b>	IP WLS BF H R ER SO BB IBB HBP BLK WP HR S P ERA WHIP											IP WLS BF H R ER SO BB IBB HBP BLK WP HR S P ERA WHIP								
55 Roberto Hernandez, R ERA: 3.64	6.2 W 29 5 2 2 4 4 0 1 0 0 0 64 116 2.70 1.350																			
54 Chris Perez, R ERA: 2.7	0.1 H 4 0 0 0 1 3 0 0 0 0 0 7 19 0.00 9.000																			
38 Joe Smith, R ERA: 5.26	1.0 4 0 0 0 0 1 0 0 0 0 0 11 22 0.00 1.000																			
56 Frank Herrmann, R ERA: 3.07	1.0 4 1 1 1 1 0 0 0 0 0 1 10 16 9.00 1.000																			



Batter	1	2	3	4	5	6	7	8	9	AB	R	H	RBI	BB	SO	LOB	TOP					
23 Michael Brantley, L OBP: 0.176, SLG: 0.190	G4-3		F8			K2-3		F7		4	0	0	0	0	1	0	<b>Cleveland Indians @ Tampa Bay Rays</b> Tropicana Field, St. Petersburg, FL Sat Jul 10, 2010, 7:13 PM - 10:07 PM EDT Att: 20,091 - Dome - 72 F					
12 Jayson Nix, R OBP: 0.293, SLG: 0.452	G5-3		G6-3			F8		G6-3		4	0	0	0	0	0	0						
41 Carlos Santana, S OBP: 0.426, SLG: 0.587			F9			G3				2	0	0	0	1	0	0						
48 Travis Hafner, L OBP: 0.353, SLG: 0.402																						
25 Andy Marte, R OBP: 0.271, SLG: 0.328	P6																					
26 Austin Kearns, R OBP: 0.354, SLG: 0.411		G5-3																				
2 Johnny Peralta, R OBP: 0.314, SLG: 0.395																						
7 Matt LaPorta, R OBP: 0.324, SLG: 0.389																						
47 Shelley Duncan, R OBP: 0.341, SLG: 0.507																						
16 Jason Donald, R OBP: 0.329, SLG: 0.425																						
<b>Inning Stats</b>	R: 0 E: 0 K: 0 S: 7	H: 0 LOB: 1 BB: 0 P: 10	R: 0 E: 0 K: 1 S: 16	H: 1 LOB: 2 BB: 1 P: 22	R: 0 E: 0 K: 0 S: 10	H: 0 LOB: 0 BB: 0 P: 15	R: 0 E: 0 K: 0 S: 7	H: 0 LOB: 0 BB: 0 P: 9	R: 0 E: 0 K: 1 S: 13	H: 0 LOB: 0 BB: 0 P: 19	R: 0 E: 0 K: 1 S: 11	H: 0 LOB: 0 BB: 0 P: 13	R: 0 E: 0 K: 1 S: 14	H: 1 LOB: 2 BB: 1 P: 25	R: 0 E: 0 K: 0 S: 12	H: 0 LOB: 0 BB: 0 P: 18	R: 0 E: 0 K: 0 S: 8	H: 1 LOB: 1 BB: 1 P: 14	1B: 2 2B: 1 3B: 0 HR: 0	SF: 0 SAC: 0 DP: 1 HBP: 1	WP: 1 PB: 0 SB: 0 CS: 0	PA: 33
<b>PITCHER</b>	IP WLS BF H R ER SO BB IBB HBP BLK WP HR S P ERA WHIP																					
22 Matt Garza, R ERA: 4.05	6.0 W 21 1 0 0 2 1 0 1 0 0 0 0 64 88 0.00 0.333																					
50 Grant Balfour, R ERA: 2.21	1.0 H 5 1 0 0 1 1 0 0 0 1 0 14 25 0.00 2.000																					
53 Joaquin Benoit, R ERA: 0.68	1.0 H 3 0 0 0 0 0 0 0 0 0 0 12 18 0.00 0.000																					
31 Lance Cormier, R ERA: 4.37	1.0 4 1 0 0 0 1 0 0 0 0 0 8 14 0.00 2.000																					
<b>AB</b>																	29					
<b>R</b>																	0					
<b>H</b>																	3					
<b>RBI</b>																	0					
<b>BB</b>																	3					
<b>SO</b>																	3					
<b>LOB</b>																	8					
																	<b>C</b>					
<b>Inning Stats</b>	R: 0 E: 0 K: 0 S: 6	H: 1 LOB: 1 BB: 1 P: 14	R: 0 E: 0 K: 0 S: 9	H: 0 LOB: 1 BB: 1 P: 17	R: 0 E: 1 K: 0 S: 10	H: 1 LOB: 1 BB: 0 P: 18	R: 2 E: 0 K: 0 S: 10	H: 2 LOB: 1 BB: 1 P: 19	R: 1 E: 0 K: 1 S: 10	H: 2 LOB: 1 BB: 0 P: 16	R: 0 E: 0 K: 0 S: 12	H: 1 LOB: 2 BB: 0 P: 19	R: 0 E: 0 K: 1 S: 13	H: 0 LOB: 1 BB: 1 P: 24	R: 1 E: 0 K: 2 S: 15	H: 1 LOB: 1 BB: 1 P: 24	R: 1 E: 0 K: 2 S: 15	H: 1 LOB: 1 BB: 1 P: 24	1B: 5 2B: 3 3B: 0 HR: 0	SF: 0 SAC: 0 DP: 2 HBP: 1	WP: 0 PB: 0 SB: 1 CS: 0	PA: 37
<b>PITCHER</b>	IP WLS BF H R ER SO BB IBB HBP BLK WP HR S P ERA WHIP																					
32 Aaron Laffey, L ERA: 5.12	5.2 L 27 7 3 3 1 3 0 1 0 0 0 0 56 102 4.76 1.765																					
56 Frank Hermann, R ERA: 2.81	1.1 5 0 0 0 1 1 0 0 0 0 0 14 25 0.00 0.750																					
49 Tony Sipp, L ERA: 5.52	1.0 5 1 1 1 2 1 0 0 0 0 0 15 24 9.00 2.000																					
<b>AB</b>																	30					
<b>R</b>																	4					
<b>H</b>																	8					
<b>RBI</b>																	4					
<b>BB</b>																	5					
<b>SO</b>																	4					
<b>LOB</b>																	16					
																	<b>RAYS</b>					



Batter	1	2	3	4	5	6	7	8	9	10	AB	R	H	RBI	BB	SO	LOB	TOP				
23 Michael Brantley, L OBP: 0.164, SLG: 0.176	G4-3	F7			F8	G4-3			P2		5	0	0	0	0	0	2	Cleveland Indians @ Tampa Bay Rays Tropicana Field, St. Petersburg, FL Sun Jul 11 2010, 1:42 PM - 5:18 PM EDT Att. 24,687 - Dome - 72 F				
12 Jayson Nix, R OBP: 0.289, SLG: 0.435	HBP	G4-3			G5-3	K			F9		4	1	0	0	0	1						
41 Carlos Santana, S OBP: 0.425, SLG: 0.568	2B			K	2B	F8			F9		5	1	2	0	0	1						
26 Austin Kearns, R OBP: 0.355, SLG: 0.411	7 2B			1B	1B	F9			K		5	1	2	2	0	1						
7 Matt LaPorta, R OBP: 0.270, SLG: 0.391	1B			1B					K		4	1	1	1	1	2						
25 Andy Marte, R OBP: 0.325, SLG: 0.323	2B			L5					K		4	1	1	0	0	1						
4 Trevor Crowe, S OBP: 0.302, SLG: 0.330	G6-3				G1-3	1B			2B		4	0	2	1	0	0						
8 Chris Gimenez, R		K			K	SH			K		3	0	0	0	0	3						
20 Anderson Hernandez, S		2B			B4-3	G4-6-3			G3		4	0	1	0	0	0						
<b>Inning Stats</b>	R: 3 E: 0 K: 1 S: 12	H: 3 LOB: 1 BB: 0 P: 22	R: 0 E: 0 K: 1 S: 9	H: 1 LOB: 1 BB: 0 P: 13	R: 0 E: 0 K: 1 S: 8	H: 0 LOB: 0 BB: 0 P: 8	R: 0 E: 0 K: 0 S: 9	H: 1 LOB: 1 BB: 0 P: 17	R: 2 E: 1 K: 0 S: 12	H: 2 LOB: 1 BB: 1 P: 20	R: 0 E: 0 K: 2 S: 8	H: 0 LOB: 0 BB: 0 P: 13	R: 0 E: 0 K: 0 S: 11	H: 1 LOB: 1 BB: 0 P: 18	R: 0 E: 0 K: 0 S: 6	H: 0 LOB: 0 BB: 0 P: 10	R: 0 E: 0 K: 1 S: 10		H: 0 LOB: 0 BB: 0 P: 16	1B: 5 2B: 4 3B: 0 HR: 0	SF: 0 SAC: 1 DP: 1 HBP: 1	WP: 0 PB: 0 SB: 1 CS: 0
<b>PITCHER</b>	IP	WLS	BF	H	R	ER	SO	BB	IBB	HBP	BLK	WP	HR	S	P	ERA	WHIP					
34 Jeff Niemann, R ERA: 2.77	5.0		22	6	3	3	4	0	0	0	0	0	0	45	70	5.40	1.200					
35 Dan Wheeler, R ERA: 3.18	0.2	B	5	2	2	1	0	1	0	0	0	0	0	10	16	13.50	4.500					
36 Randy Choate, L ERA: 5.98	0.1		1	0	0	0	0	0	0	0	0	0	2	4	0.00	0.000						
50 Grant Balfour, R ERA: 2.15	1.0		3	0	0	0	2	0	0	0	0	0	0	8	13	0.00	0.000					
53 Joaquin Benoit, R ERA: 0.65	1.0		4	1	0	0	2	0	0	0	0	0	0	11	18	0.00	1.000					
<b>PITCHER</b>	IP	WLS	BF	H	R	ER	SO	BB	IBB	HBP	BLK	WP	HR	S	P	ERA	WHIP					
29 Rafael Soriano, R ERA: 1.6	1.0		3	0	0	0	0	0	0	0	0	0	0	6	10	0.00	0.000					
21 Andy Sonnanstine, R ERA: 4.17	1.0	W	3	0	0	0	1	0	0	0	0	0	0	10	16	0.00	0.000					

AB	38
R	5
H	9
RBI	4
BB	1
SO	9
LOB	11



Batter	1	2	3	4	5	6	7	8	9	10	AB	R	H	RBI	BB	SO	LOB	BOTTOM				
18 Ben Zobrist, S OBP: 0.385, SLG: 0.398	G3-1		G3-1		13 HR	BB				13 FC4	3	1	1	0	3	0	0	Cleveland Indians @ Tampa Bay Rays Tropicana Field, St. Petersburg, FL Sun Jul 11 2010, 1:42 PM - 5:18 PM EDT Att. 24,687 - Dome - 72 F				
13 Carl Crawford, L OBP: 0.380, SLG: 0.521	1B		F8		HR				FC4	1B	5	3	2	2	1	0	2					
3 Evan Longoria, R OBP: 0.361, SLG: 0.513	1B		1B		20 2B	2 SF9			1B	IBB	4	1	3	0	2	1	2					
23 Carlos Pena, L OBP: 0.321, SLG: 0.415	FC1		G6-3		K				BB	20 BB	4	0	0	0	1	2	5					
8 Jason Bartlett, R OBP: 0.314, SLG: 0.335					K				1B		1	0	1	1	0	0	0					
20 Matt Joyce, L OBP: 0.365, SLG: 0.325	BB				G3-1	2B			BB	FC5	3	0	1	0	2	0	0					
28 John Jaso, L OBP: 0.393, SLG: 0.377	G5-4-3				G3-1	IBB			1B	FC5	4	0	1	0	1	0	3					
2 B.J. Upton, R OBP: 0.320, SLG: 0.395					G3-1	IBB			1B		4	1	1	1	0	1	3					
15 Reid Brignac, L OBP: 0.328, SLG: 0.365					2B				F8		5	0	1	1	0	1	5					
1 Sean Rodriguez, R OBP: 0.302, SLG: 0.425	B1-3				K				FC5		5	0	0	0	0	2	4					
<b>Inning Stats</b>	R: 1 E: 1 K: 0 S: 15	H: 2 LOB: 2 BB: 1 P: 29	R: 0 E: 0 K: 0 S: 5	H: 0 LOB: 0 BB: 0 P: 9	R: 0 E: 0 K: 0 S: 12	H: 1 LOB: 1 BB: 0 P: 18	R: 1 E: 0 K: 1 S: 13	H: 2 LOB: 1 BB: 0 P: 16	R: 3 E: 0 K: 1 S: 15	H: 3 LOB: 2 BB: 2 P: 28	R: 0 E: 0 K: 1 S: 7	H: 0 LOB: 0 BB: 0 P: 9	R: 0 E: 0 K: 1 S: 14	H: 0 LOB: 2 BB: 2 P: 26	R: 0 E: 0 K: 1 S: 10	H: 1 LOB: 3 BB: 1 P: 21	R: 1 E: 0 K: 0 S: 11	H: 2 LOB: 2 BB: 1 P: 18	1B: 8 2B: 2 3B: 0 HR: 1	SF: 1 SAC: 0 DP: 1 HBP: 0	WP: 1 PB: 0 SB: 3 CS: 0	PA: 49
<b>PITCHER</b>	IP	WLS	BF	H	R	ER	SO	BB	IBB	HBP	BLK	WP	HR	S	P	ERA	WHIP					
63 Justin Masterson, R ERA: 5.31	5.0		26	8	5	4	2	2	1	0	0	0	0	14	30	0.00	0.600					
53 Rafael Perez, L ERA: 4.06	1.2		7	0	0	0	2	1	1	0	0	0	0	3	3	0.00	0.000					
38 Joe Smith, R ERA: 5.17	0.1		1	0	0	0	1	0	0	0	0	0	0	4	26	0.00	2.000					
54 Chris Perez, R ERA: 2.62	1.0		5	0	0	0	1	2	0	0	0	0	0	10	21	0.00	3.000					
57 Hector Ambriz, R ERA: 3.86	1.0		6	1	0	0	1	2	0	0	0	0	0	10	21	0.00	3.000					
<b>PITCHER</b>	IP	WLS	BF	H	R	ER	SO	BB	IBB	HBP	BLK	WP	HR	S	P	ERA	WHIP					
34 Kerry Wood, R ERA: 6.3	10.1	L	4	2	1	1	0	0	1	0	0	0	0	11	18	27.00	6.000					

AB	38
R	6
H	11
RBI	5
BB	10
SO	7
LOB	24



Batter	1	2	3	4	5	6	7	8	9	AB	R	H	RBI	BB	SO	LOB	TOP				
14 Austin Jackson, R OBP: 0.356, SLG: 0.410										4	1	2	0	0	0	0		<b>Detroit Tigers @ Cleveland Indians</b> Progressive Field, Cleveland, OH Fri Jul 16 20:10, 7:09 PM - 10:10 PM EDT Att: 22,295 - Clear - 80 F			
18 Johnny Damon, L OBP: 0.361, SLG: 0.419										4	0	1	0	0	1	2					
30 Magglio Ordonez, R OBP: 0.384, SLG: 0.488										4	1	2	0	0	2	2					
24 Miguel Cabrera, R OBP: 0.424, SLG: 0.648										3	0	1	1	1	3						
26 Brennan Boesch, L OBP: 0.391, SLG: 0.583										4	0	0	1	0	3						
9 Carlos Guillen, S OBP: 0.344, SLG: 0.436										3	0	0	0	1	0						
15 Brandon Inge, R OBP: 0.341, SLG: 0.409										4	0	1	0	0	1						
13 Alex Avila, L OBP: 0.299, SLG: 0.333										3	0	0	0	0	1						
39 Ramon Santiago, S OBP: 0.338, SLG: 0.326										3	0	0	0	0	0						
<b>Inning Stats</b>	R: 1 E: 0 K: 1 S: 22	H: 2 LOB: 1 BB: 0 P: 32	R: 0 E: 0 K: 1 S: 7	H: 1 LOB: 1 BB: 0 P: 13	R: 0 E: 0 K: 1 S: 8	H: 0 LOB: 0 BB: 0 P: 8	R: 1 E: 0 K: 0 S: 13	H: 1 LOB: 0 BB: 1 P: 22	R: 0 E: 0 K: 2 S: 16	H: 1 LOB: 2 BB: 1 P: 30	R: 0 E: 0 K: 0 S: 7	H: 0 LOB: 0 BB: 0 P: 12	R: 0 E: 0 K: 1 S: 14	H: 2 LOB: 2 BB: 0 P: 19	R: 0 E: 0 K: 0 S: 8	H: 0 LOB: 0 BB: 0 P: 12	1B: 5 2B: 2 3B: 1 HR: 0	SF: 0 SAC: 0 DP: 1 HBP: 0	WP: 0 PB: 0 SB: 1 CS: 2	PA: 35	
<b>PITCHER</b>	IP: 5.2 ERA: 4.67	WLS: W ERA: 5.17	BF: 21 ERA: 5.29	H: 5 ERA: 2.85	R: 2 ERA: 3.94	ER: 2 ERA: 3.94	SO: 5 ERA: 3.94	BB: 1 ERA: 3.94	IBB: 0 ERA: 3.94	HBP: 0 ERA: 3.94	BLK: 0 ERA: 3.94	WP: 0 ERA: 3.94	HR: 0 ERA: 3.94	S: 69 ERA: 3.94	P: 105 ERA: 3.94	ERA: 3.18 WHIP: 1.059					

Batter	1	2	3	4	5	6	7	8	9	AB	R	H	RBI	BB	SO	LOB	BOTTOM				
23 Michael Brantley, L OBP: 0.167, SLG: 0.178										5	1	1	0	0	0	3					
12 Jayson Nix, R OBP: 0.286, SLG: 0.425										5	1	1	0	0	3	2					
41 Carlos Santana, S OBP: 0.424, SLG: 0.557										2	0	0	1	2	0	1					
48 Travis Hafner, L OBP: 0.359, SLG: 0.406										3	1	2	1	1	1	1					
47 Shelley Duncan, R OBP: 0.349, SLG: 0.514										1	0	1	0	0	0	0					
26 Austin Kearns, R OBP: 0.353, SLG: 0.418										5	1	1	2	0	1	5					
7 Matt LaPorta, R OBP: 0.324, SLG: 0.384										3	1	0	0	1	1	2					
4 Trevor Crowe, S OBP: 0.310, SLG: 0.349										3	2	2	1	1	1	1					
25 Andy Marte, R OBP: 0.282, SLG: 0.368										3	1	1	2	1	1	3					
16 Jason Donald, R OBP: 0.327, SLG: 0.427										4	0	1	1	0	1	2					
<b>Inning Stats</b>	R: 0 E: 0 K: 1 S: 12	H: 0 LOB: 2 BB: 2 P: 22	R: 2 E: 0 K: 1 S: 16	H: 1 LOB: 1 BB: 2 P: 26	R: 0 E: 0 K: 1 S: 9	H: 0 LOB: 1 BB: 1 P: 18	R: 2 E: 0 K: 1 S: 15	H: 3 LOB: 1 BB: 0 P: 23	R: 0 E: 0 K: 3 S: 14	H: 1 LOB: 2 BB: 0 P: 20	R: 4 E: 1 K: 0 S: 17	H: 4 LOB: 0 BB: 0 P: 22	R: 0 E: 0 K: 2 S: 8	H: 0 LOB: 1 BB: 1 P: 15	R: 0 E: 0 K: 0 S: 11	H: 1 LOB: 1 BB: 0 P: 17	1B: 5 2B: 2 3B: 1 HR: 2	SF: 1 SAC: 0 DP: 0 HBP: 0	WP: 1 PB: 0 SB: 1 CS: 0	PA: 41	
<b>PITCHER</b>	IP: 5.0 ERA: 4.74	WLS: L ERA: 6.23	BF: 26 ERA: 6.23	H: 4 ERA: 2.08	R: 4 ERA: 2.45	ER: 4 ERA: 2.45	SO: 4 ERA: 2.45	BB: 5 ERA: 2.45	IBB: 0 ERA: 2.45	HBP: 0 ERA: 2.45	BLK: 0 ERA: 2.45	WP: 1 ERA: 2.45	HR: 1 ERA: 2.45	S: 66 ERA: 2.45	P: 109 ERA: 2.45	ERA: 7.20 WHIP: 2.000					




Batter	1	2	3	4	5	6	7	8	9	10	11	AB	R	H	RBI	BB	SO	LOB	TOP						
14 Austin Jackson, R OBP: 0.355, SLG: 0.411												5	0	2	0	0	2	2							
25 Ryan Raburn, R OBP: 0.293, SLG: 0.350												3	0	1	1	0	0	1							
9 Carlos Guillen, S OBP: 0.341, SLG: 0.431												1	0	0	0	0	0	1							
30 Magglio Ordonez, R OBP: 0.379, SLG: 0.477												4	0	0	0	1	1	2							
24 Miguel Cabrera, R OBP: 0.419, SLG: 0.635												5	0	1	0	0	2	3							
26 Brennan Boesch, L OBP: 0.393, SLG: 0.575												4	0	2	0	1	0	4							
15 Brandon Inge, R OBP: 0.338, SLG: 0.405												5	0	0	0	0	1	7							
32 Don Kelly, L OBP: 0.265, SLG: 0.286												5	0	2	0	0	1	2							
12 Gerald Laird, R OBP: 0.257, SLG: 0.259												3	0	0	0	0	0	1							
18 Johnny Damon, L OBP: 0.367, SLG: 0.430												1	0	1	0	0	0	0							
13 Alex Avila, L OBP: 0.302, SLG: 0.327												1	0	0	0	0	0	1							
29 Danny Worth, R OBP: 0.300, SLG: 0.377												4	1	1	0	0	1	1							
<b>Inning Stats</b>	R: 0 E: 0 K: 1 S: 18	H: 1 LOB: 3 BB: 1 P: 29	R: 1 E: 0 K: 0 S: 15	H: 3 LOB: 2 BB: 0 P: 22	R: 0 E: 0 K: 1 S: 14	H: 0 LOB: 1 BB: 1 P: 23	R: 0 E: 0 K: 0 S: 10	H: 1 LOB: 1 BB: 0 P: 12	R: 0 E: 0 K: 2 S: 11	H: 0 LOB: 0 BB: 0 P: 14	R: 0 E: 0 K: 1 S: 5	H: 0 LOB: 0 BB: 0 P: 8	R: 0 E: 0 K: 0 S: 11	H: 1 LOB: 1 BB: 0 P: 15	R: 0 E: 0 K: 1 S: 13	H: 1 LOB: 1 BB: 0 P: 17	R: 0 E: 0 K: 0 S: 11	H: 1 LOB: 0 BB: 0 P: 15	R: 0 E: 0 K: 1 S: 8	H: 1 LOB: 0 BB: 0 P: 11	1B: 6 2B: 4 3B: 0 HR: 0	SF: 0 SAC: 1 DP: 1 HBP: 1	WP: 0 PB: 0 SB: 0 CS: 0	PA: 45	
51 Mitch Talbot, R ERA: 3.89	IP: 5.0	WLS: 24	BF: 24	H: 6	R: 1	ER: 1	SO: 4	BB: 2	IBB: 0	HBP: 0	BLK: 0	WP: 0	HR: 0	S: 16	P: 22	ERA: 1.80	WHIP: 1.600								
50 Jensen Lewis, R ERA: 3.52	IP: 2.0	WLS: 6	BF: 6	H: 0	R: 0	ER: 0	SO: 2	BB: 0	IBB: 0	HBP: 0	BLK: 0	WP: 0	HR: 0	S: 16	P: 22	ERA: 0.00	WHIP: 0.000								
56 Frank Herrmann, R ERA: 2.5	IP: 1.0	WLS: 4	BF: 1	H: 0	R: 0	ER: 0	SO: 0	BB: 0	IBB: 0	HBP: 0	BLK: 0	WP: 0	HR: 0	S: 11	P: 15	ERA: 0.00	WHIP: 1.000								
54 Chris Perez, R ERA: 2.48	IP: 1.0	WLS: 4	BF: 1	H: 0	R: 0	ER: 0	SO: 1	BB: 0	IBB: 0	HBP: 0	BLK: 0	WP: 0	HR: 0	S: 13	P: 19	ERA: 0.00	WHIP: 1.000								
38 Joe Smith, R ERA: 4.76	IP: 0.2	WLS: 2	BF: 0	H: 0	R: 0	ER: 0	SO: 0	BB: 0	IBB: 0	HBP: 0	BLK: 0	WP: 0	HR: 0	S: 7	P: 19	ERA: 0.00	WHIP: 0.000								
<b>PITCHER</b>	IP	WLS	BF	H	R	ER	SO	BB	IBB	HBP	BLK	WP	HR	S	P	ERA	WHIP								
53 Rafael Perez, L ERA: 3.74	IP: 1.1	WLS: 5	BF: 2	H: 2	R: 0	ER: 0	SO: 1	BB: 0	IBB: 0	HBP: 0	BLK: 0	WP: 0	HR: 0	S: 12	P: 17	ERA: 0.00	WHIP: 1.500								
<b>Batter</b>	1	2	3	4	5	6	7	8	9	10	11	AB	R	H	RBI	BB	SO	LOB	BOTTOM						
23 Michael Brantley, L OBP: 0.162, SLG: 0.163												5	0	0	0	0	0	3							
12 Jayson Nix, R OBP: 0.261, SLG: 0.405												5	1	1	0	0	1	1							
41 Carlos Santana, S OBP: 0.433, SLG: 0.573												3	1	2	1	2	0	0							
26 Austin Kearns, R OBP: 0.350, SLG: 0.414												5	0	1	1	0	1	2							
7 Matt LaPorta, R OBP: 0.321, SLG: 0.384												4	0	1	0	0	2	0							
4 Trevor Crowe, S OBP: 0.304, SLG: 0.341												4	0	0	0	0	0	1							
25 Andy Marte, R OBP: 0.267, SLG: 0.342												4	0	0	0	0	1	0							
8 Chris Gimenez, R OBP: 0.143, SLG: 0.143												4	0	1	0	0	1	0							
20 Anderson Hernandez, S OBP: 0.270, SLG: 0.295												4	0	2	0	0	1	0							
<b>Inning Stats</b>	R: 0 E: 0 K: 1 S: 9	H: 1 LOB: 1 BB: 0 P: 12	R: 0 E: 0 K: 1 S: 8	H: 0 LOB: 0 BB: 0 P: 12	R: 0 E: 0 K: 0 S: 8	H: 0 LOB: 0 BB: 0 P: 11	R: 1 E: 0 K: 2 S: 11	H: 1 LOB: 1 BB: 0 P: 18	R: 0 E: 0 K: 1 S: 11	H: 2 LOB: 2 BB: 0 P: 15	R: 0 E: 0 K: 0 S: 5	H: 1 LOB: 0 BB: 0 P: 6	R: 0 E: 0 K: 1 S: 10	H: 1 LOB: 1 BB: 0 P: 13	R: 0 E: 0 K: 0 S: 7	H: 0 LOB: 0 BB: 1 P: 16	R: 0 E: 0 K: 0 S: 7	H: 0 LOB: 0 BB: 0 P: 9	R: 1 E: 0 K: 1 S: 14	H: 2 LOB: 2 BB: 1 P: 24	1B: 7 2B: 0 3B: 0 HR: 1	SF: 0 SAC: 0 DP: 2 HBP: 0	WP: 0 PB: 0 SB: 0 CS: 0	PA: 40	
<b>PITCHER</b>	IP	WLS	BF	H	R	ER	SO	BB	IBB	HBP	BLK	WP	HR	S	P	ERA	WHIP								
21 Rick Porcello, R ERA: 5.63	IP: 8.0	WLS: 29	BF: 6	H: 1	R: 1	ER: 6	SO: 0	BB: 1	IBB: 0	HBP: 0	BLK: 0	WP: 0	HR: 1	S: 71	P: 99	ERA: 1.12	WHIP: 0.750								
40 Phil Coke, L ERA: 2.58	IP: 1.0	WLS: 3	BF: 0	H: 0	R: 0	ER: 0	SO: 0	BB: 0	IBB: 0	HBP: 0	BLK: 0	WP: 0	HR: 0	S: 10	P: 16	ERA: 0.00	WHIP: 1.000								
45 Ryan Perry, R ERA: 5.06	IP: 1.0	WLS: 3	BF: 0	H: 0	R: 0	ER: 0	SO: 0	BB: 0	IBB: 0	HBP: 0	BLK: 0	WP: 0	HR: 0	S: 7	P: 9	ERA: 0.00	WHIP: 0.000								
34 Robbie Weinhardt, R ERA: 7.2	IP: 0.2	WLS: 5	BF: 2	H: 1	R: 1	ER: 1	SO: 1	BB: 1	IBB: 0	HBP: 0	BLK: 0	WP: 0	HR: 0	S: 14	P: 24	ERA: 13.50	WHIP: 4.500								

**Detroit Tigers @ Cleveland Indians**  
Progressive Field, Cleveland, OH  
Sat Jul 17 2010, 7:06 PM - 12:16 AM EDT  
Att: 20,902 - Party Cloudy - 86 F

livebaseballscores.com


AB 41  
R 1  
H 10  
RBI 1  
BB 2  
SO 8  
LOB 25



**Detroit Tigers @ Cleveland Indians**  
Progressive Field, Cleveland, OH  
Sat Jul 17 2010, 7:06 PM - 12:16 AM EDT  
Att: 20,902 - Party Cloudy - 86 F

livebaseballscores.com

AB 38  
R 2  
H 8  
RBI 2  
BB 2  
SO 7  
LOB 7



Batter	1	2	3	4	5	6	7	8	9	AB	R	H	RBI	BB	SO	LOB	TOP										
32 Don Kelly, L (1, 5) OBP: 0.285, SLG: 0.284	L7		K			1B		G6-4-3		4	1	1	0	0	1	2	<b>Detroit Tigers @ Cleveland Indians</b> Progressive Field, Cleveland, OH Sun Jul 18 2010, 1:06 PM - 3:50 PM EDT Att: 19,102 - Partly Cloudy - 83 F										
18 Johnny Damon, L (1, 10) OBP: 0.369, SLG: 0.429	BB			G3		FC3		1B		3	1	1	0	1	0	1											
30 Magglio Ordonez, R (1, 9) OBP: 0.378, SLG: 0.477	G5-4-3			K		2B		K		4	0	1	1	0	2	2											
24 Miguel Cabrera, R (1, 3) OBP: 0.415, SLG: 0.629		G5-3				K		SF9		3	0	0	1	0	1	0											
26 Brennan Boesch, L (1, 7) OBP: 0.387, SLG: 0.566		K				G4-3		G3-1		4	0	0	0	0	1	1											
9 Carlos Guillen, S (1, 4) OBP: 0.339, SLG: 0.432		2B				F9		G4-3		4	0	1	0	0	0	0											
25 Ryan Raburn, R (1, 8) OBP: 0.294, SLG: 0.349		G5-3				1B		F8		3	0	1	0	0	0	1											
12 Gerald Laird, R (1, 2) OBP: 0.253, SLG: 0.254			F8			FC5-4		G4-3		3	0	0	0	0	0	1											
29 Danny Worth, R (1, 6) OBP: 0.305, SLG: 0.380										2	0	1	0	0	0	0											
39 Ramon Santiago, S (& PH) (8, 6)								1B		1	0	1	0	0	0	0											
<b>Inning Stats</b>	R: 0 E: 0 K: 0 S: 8	H: 0 LOB: 0 BB: 1 P: 15	R: 0 E: 0 K: 1 S: 8	H: 1 LOB: 1 BB: 0 P: 11	R: 0 E: 0 K: 1 S: 7	H: 1 LOB: 0 BB: 0 P: 11	R: 0 E: 0 K: 2 S: 8	H: 0 LOB: 0 BB: 0 P: 13	R: 0 E: 0 K: 0 S: 8	H: 1 LOB: 1 BB: 0 P: 14	R: 2 E: 1 K: 0 S: 11	H: 2 LOB: 1 BB: 0 P: 16	R: 0 E: 0 K: 0 S: 10	H: 0 LOB: 0 BB: 0 P: 13	R: 0 E: 0 K: 1 S: 9	H: 2 LOB: 1 BB: 0 P: 13	R: 0 E: 0 K: 0 S: 7	H: 0 LOB: 0 BB: 0 P: 10	1B: 5 2B: 2 3B: 0 HR: 0	SF: 1 SAC: 0 DP: 2 HBP: 0	WP: 0 PB: 0 SB: 0 CS: 0	PA: 33					
<b>PITCHER</b>	IP	WLS	BF	H	R	ER	SO	BB	IBB	HBP	BLK	WP	HR	S	P	ERA	WHIP										
58 Jeanmar Gómez, R (1, 1) ERA: 5.46	7.0	W	26	5	2	0	4	1	0	0	0	0	0	60	93	0.00	0.857										
57 Hector Ambriz, R (8, 1) ERA: 5.46	2.0		7	2	0	0	1	0	0	0	0	0	0	16	23	0.00	1.000										

Batter	1	2	3	4	5	6	7	8	9	AB	R	H	RBI	BB	SO	LOB	BOTTOM										
23 Michael Brantley, L (1, 8) OBP: 0.294, SLG: 0.209	F8		BB	E5		G3		2B		4	1	2	0	1	0	0	<b>Detroit Tigers @ Cleveland Indians</b> Progressive Field, Cleveland, OH Sun Jul 18 2010, 1:06 PM - 3:50 PM EDT Att: 19,102 - Partly Cloudy - 83 F										
12 Jayson Nix, R (1, 4) OBP: 0.293, SLG: 0.421	2B		K	1B		P4		1B		5	1	3	1	0	1	1											
41 Carlos Santana, S (1, 2) OBP: 0.432, SLG: 0.557	BB		F9	BB		K		G3		3	1	0	0	2	1	2											
26 Austin Kearns, R (1, 9) OBP: 0.352, SLG: 0.413	K		BB	L5		1B		1B		3	0	1	0	1	1	5											
2 Johnny Peralta, R (1, 5) OBP: 0.313, SLG: 0.403	IHR		K			F7		FC5-4		4	2	1	3	0	1	3											
7 Matt LaPorta, R (1, 10) OBP: 0.325, SLG: 0.394	G6-3			BB		F8		3B		3	1	1	1	1	0	0											
4 Trevor Crowe, S (1, 7) OBP: 0.307, SLG: 0.341		K		BB		1B		F9		3	1	1	0	1	1	1											
25 Andy Marte, R (1, 3) OBP: 0.267, SLG: 0.338		1B		G4-3		L7		G5-3		4	0	1	0	0	0	3											
16 Jason Donald, R (1, 6) OBP: 0.324, SLG: 0.424	F8		G6-3			P4		G4-3		4	0	0	1	0	0	2											
<b>Inning Stats</b>	R: 3 E: 0 K: 1 S: 11	H: 2 LOB: 0 BB: 1 P: 23	R: 0 E: 0 K: 1 S: 9	H: 1 LOB: 0 BB: 0 P: 12	R: 0 E: 0 K: 2 S: 13	H: 0 LOB: 2 BB: 2 P: 26	R: 2 E: 0 K: 0 S: 17	H: 2 LOB: 3 BB: 3 P: 33	R: 0 E: 0 K: 0 S: 9	H: 0 LOB: 0 BB: 0 P: 13	R: 0 E: 0 K: 0 S: 13	H: 2 LOB: 1 BB: 0 P: 18	R: 1 E: 0 K: 1 S: 12	H: 2 LOB: 1 BB: 0 P: 18	R: 1 E: 0 K: 0 S: 12	H: 2 LOB: 1 BB: 0 P: 18	1B: 6 2B: 2 3B: 1 HR: 1	SF: 0 SAC: 0 DP: 0 HBP: 0	WP: 0 PB: 0 SB: 1 CS: 1	PA: 39							
<b>PITCHER</b>	IP	WLS	BF	H	R	ER	SO	BB	IBB	HBP	BLK	WP	HR	S	P	ERA	WHIP										
41 Andy Oliver, L (1, 1) ERA: 7.38	3.2	L	19	4	5	5	4	5	0	0	0	0	0	44	81	12.27	2.455										
49 Eddie Bonine, R (4, 1) ERA: 2.8	3.1		15	4	1	1	1	1	0	0	0	0	0	39	58	2.70	1.500										
46 Jose Valverde, R (8, 1) ERA: 1.13	0.2		4	2	1	1	0	0	0	0	0	0	0	11	17	13.50	3.000										
21 Enrique Gonzalez, R (8, 1) ERA: 2.03	0.1		1	0	0	0	0	0	0	0	0	0	0	1	1	0.00	0.000										

Comprehensive baseball scorecard for Cleveland Indians @ Minnesota Twins, featuring batter performance, pitcher stats, and game details. The top half covers the top half of the game, and the bottom half covers the bottom half. Includes batting order, individual player statistics, and team totals.

Batter	1	2	3	4	5	6	7	8	9	AB R H RBI BB SO LOB	TOP											
13 Asdrúbal Cabrera, S OBP: 0.311, SLG: 0.355										5 0 0 0 0 1 2	<b>Cleveland Indians @ Minnesota Twins</b> Target Field, Minneapolis, MN Tue Jul 20 2010, 7:12 PM - 10:00 PM CDT Att: 40,745 - Partly Cloudy - 83 F											
12 Jayson Nix, R 23 Michael Brantley, L OBP: 0.253, SLG: 0.419 OBP: 0.220, SLG: 0.217										4 0 0 0 0 1 0 1 0 0 0 0 1 1												
41 Carlos Santana, S OBP: 0.443, SLG: 0.566										3 2 2 0 1 0 0												
48 Travis Hafner, L OBP: 0.360, SLG: 0.410										4 0 2 1 0 1 2												
2 Jhonny Peralta, R OBP: 0.314, SLG: 0.401										4 1 1 0 0 1 2												
7 Matt LaPorta, R OBP: 0.335, SLG: 0.399										3 1 2 0 1 1 0												
47 Shelley Duncan, R OBP: 0.368, SLG: 0.512										4 0 1 2 0 1 3												
4 Trevor Crowe, S OBP: 0.316, SLG: 0.353										4 0 1 0 0 1 3												
16 Jason Donald, R OBP: 0.326, SLG: 0.428										3 0 1 1 0 0 0												
<b>Inning Stats</b>	R: 0 E: 0 K: 2 S: 14	H: 1 LOB: 1 BB: 0 P: 21	R: 0 E: 0 K: 2 S: 7	H: 0 LOB: 0 BB: 0 P: 10	R: 0 E: 0 K: 1 S: 7	H: 0 LOB: 0 BB: 0 P: 9	R: 0 E: 0 K: 1 S: 12	H: 1 LOB: 1 BB: 0 P: 18	R: 1 E: 0 K: 0 S: 14	H: 2 LOB: 1 BB: 0 P: 19		R: 2 E: 0 K: 1 S: 13	H: 3 LOB: 2 BB: 1 P: 25	R: 0 E: 0 K: 0 S: 6	H: 0 LOB: 0 BB: 0 P: 11	R: 1 E: 0 K: 0 S: 8	H: 2 LOB: 1 BB: 1 P: 17	R: 0 E: 0 K: 1 S: 9	H: 1 LOB: 1 BB: 0 P: 10	1B: 8 2B: 3 3B: 0 HR: 0	SF: 0 SAC: 1 DP: 1 HBP: 0	WP: 0 PB: 0 SB: 0 CS: 0
<b>PITCHER</b>	IP WLS BF H R ER SO BB IBB HBP BLK WP HR S P ERA WHIP											IP WLS BF H R ER SO BB IBB HBP BLK WP HR S P ERA WHIP										
59 Kevin Slowey, R ERA: 4.94	(1, 1) 5.2 24 6 3 3 7 1 0 0 0 0 0 0 65 99 4.76 1.235																					
28 Jesse Crain, R ERA: 3.52	(6, 1) 1.1 5 1 0 0 0 0 0 0 0 0 0 0 8 14 0.00 0.750																					
50 Jose Mijares, L ERA: 3.2	(8, 1) 0.0 L 2 1 1 0 0 1 0 0 0 0 0 0 2 8 ∞ ∞																					
54 Matt Guerrier, R ERA: 2.74	(8, 1) 2.0 7 2 0 0 1 0 0 0 0 0 0 0 15 19 0.00 1.000																					

Batter	1	2	3	4	5	6	7	8	9	AB R H RBI BB SO LOB	BOTTOM											
2 Denard Span, L OBP: 0.345, SLG: 0.369										5 1 2 1 0 0 1	<b>Cleveland Indians @ Minnesota Twins</b> Target Field, Minneapolis, MN Tue Jul 20 2010, 7:12 PM - 10:00 PM CDT Att: 40,745 - Partly Cloudy - 83 F											
1 Orlando Hudson, S OBP: 0.359, SLG: 0.394										4 0 2 1 0 1 0												
7 Joe Mauer, L OBP: 0.367, SLG: 0.429										4 0 1 1 0 1 3												
16 Jason Kubel, L OBP: 0.341, SLG: 0.439										4 0 0 0 0 2 4												
5 Michael Cuddyer, R OBP: 0.342, SLG: 0.439										3 0 1 0 1 0 1												
25 Jim Thome, L OBP: 0.378, SLG: 0.540										4 0 0 0 0 2 4												
21 Delmon Young, R OBP: 0.343, SLG: 0.503										4 0 0 0 0 1 1												
27 J.J. Hardy, R OBP: 0.288, SLG: 0.359										4 1 1 0 0 0 1												
8 Nick Punto, S OBP: 0.322, SLG: 0.311										4 1 2 0 0 1 0												
<b>Inning Stats</b>	R: 1 E: 0 K: 2 S: 14	H: 2 LOB: 2 BB: 1 P: 21	R: 0 E: 0 K: 1 S: 10	H: 1 LOB: 1 BB: 0 P: 17	R: 0 E: 0 K: 1 S: 8	H: 0 LOB: 0 BB: 0 P: 12	R: 0 E: 0 K: 1 S: 11	H: 1 LOB: 1 BB: 0 P: 15	R: 0 E: 0 K: 1 S: 7	H: 0 LOB: 0 BB: 0 P: 11		R: 0 E: 0 K: 1 S: 11	H: 1 LOB: 1 BB: 0 P: 17	R: 2 E: 0 K: 0 S: 15	H: 4 LOB: 2 BB: 0 P: 20	R: 0 E: 0 K: 0 S: 5	H: 0 LOB: 0 BB: 0 P: 7	R: 0 E: 0 K: 1 S: 10	H: 0 LOB: 0 BB: 0 P: 13	1B: 7 2B: 2 3B: 0 HR: 0	SF: 0 SAC: 0 DP: 0 HBP: 0	WP: 2 PB: 0 SB: 0 CS: 0
<b>PITCHER</b>	IP WLS BF H R ER SO BB IBB HBP BLK WP HR S P ERA WHIP											IP WLS BF H R ER SO BB IBB HBP BLK WP HR S P ERA WHIP										
63 Justin Masterson, R ERA: 5.25	(1, 1) 6.1 27 3 3 3 7 1 0 0 0 0 0 0 7 9 0.00 3.000																					
53 Rafael Perez, L ERA: 3.67	(7, 1) 0.2 W 4 2 0 0 0 0 0 0 0 0 0 0 7 9 0.00 3.000																					
38 Joe Smith, R ERA: 4.5	(8, 1) 1.0 H 3 0 0 0 0 0 0 0 0 0 0 5 7 0.00 0.000																					
54 Chris Perez, R ERA: 2.41	(9, 1) 1.0 S 3 0 0 0 1 0 0 0 0 0 0 0 10 13 0.00 0.000																					



Batter	1	2	3	4	5	6	7	8	9	AB	R	H	RBI	BB	SO	LOB	TOP			
13 Asdrúbal Cabrera, S OBP: 0.316, SLG: 0.354	F9		12 1B				K			3	0	1	0	1	1	2	<b>Cleveland Indians @ Minnesota Twins</b> Target Field, Minneapolis, MN Wed Jul 21 2010, 12:11 PM - 3:01 PM CDT Att: 40,799 - Sunny - 83 F			
12 Jayson Nix, R OBP: 0.292, SLG: 0.414	G6-3		1B			G1-2-3		P6		4	0	1	0	0	0	3				
41 Carlos Santana, S OBP: 0.431, SLG: 0.547	K		K				F7	K		4	0	0	0	0	3	2				
2 Jhonny Peralta, R OBP: 0.316, SLG: 0.400		G4-6-3	7 1B		K			G5-3		3	0	1	0	1	1	0				
7 Matt LaPorta, R OBP: 0.338, SLG: 0.401		1B			K		L3			4	0	2	0	0	1	1				
47 Shelley Duncan, R OBP: 0.364, SLG: 0.500	G4-6-3				G5-3					4	0	1	0	0	1	3				
4 Trevor Crowe, S OBP: 0.315, SLG: 0.349		K								3	0	0	0	1	2	3				
16 Jason Donald, R OBP: 0.364, SLG: 0.420			K		F9			G5-3		3	0	0	0	1	1	2				
8 Chris Gimenez, R OBP: 0.200, SLG: 0.300		G5-3								3	0	1	0	0	1	2				
<b>Inning Stats</b>	R: 0 H: 0 E: 0 K: 1 S: 7	H: 0 LOB: 0 BB: 0 P: 12	R: 0 H: 1 E: 0 K: 1 S: 12	H: 1 LOB: 1 BB: 1 P: 17	R: 0 H: 2 E: 0 K: 2 S: 11	H: 2 LOB: 2 BB: 0 P: 16	R: 0 H: 0 E: 0 K: 2 S: 8	H: 0 LOB: 0 BB: 0 P: 11	R: 0 H: 1 E: 0 K: 0 S: 5	H: 1 LOB: 2 BB: 2 P: 7	R: 0 H: 1 E: 0 K: 2 S: 17	H: 1 LOB: 2 BB: 1 P: 28	R: 0 H: 0 E: 0 K: 1 S: 7	H: 0 LOB: 0 BB: 0 P: 11	R: 0 H: 1 E: 0 K: 2 S: 13	H: 1 LOB: 1 BB: 0 P: 18	1B: 6 2B: 2 3B: 0 HR: 0	SF: 0 SAC: 0 DP: 3 HBP: 0	WP: 1 PB: 0 SB: 0 CS: 0	PA: 35
<b>PITCHER</b>	IP	WLS	BF	H	R	ER	SO	BB	IBB	HBP	BLK	WP	HR	S	P	ERA	WHIP			
47 Francisco Liriano, L ERA: 3.4	7.0	W	28	6	0	0	8	4	0	0	0	1	0	68	108	0.00	1.429			
28 Jesse Crain, R ERA: 3.43	1.0		3	0	0	0	1	0	0	0	0	0	0	7	11	0.00	0.000			
39 Anthony Stama, R ERA:	1.0		4	1	0	0	2	0	0	0	0	0	0	13	18	0.00	1.000			

Batter	1	2	3	4	5	6	7	8	9	AB	R	H	RBI	BB	SO	LOB	BOTTOM			
2 Denard Span, L OBP: 0.343, SLG: 0.365	K		G1-3		G3					4	1	0	0	1	1	1	<b>Cleveland Indians @ Minnesota Twins</b> Target Field, Minneapolis, MN Wed Jul 21 2010, 12:11 PM - 3:01 PM CDT Att: 40,799 - Sunny - 83 F			
1 Orlando Hudson, S OBP: 0.393, SLG: 0.396	F7		21 2B		21 S		25 BB	21 1B		4	1	2	0	1	1	2				
21 Delmon Young, R OBP: 0.347, SLG: 0.508	E1		5 1B		G5-3					5	0	3	3	0	0	1				
16 Jason Kubel, L OBP: 0.339, SLG: 0.433	F7		25 BB		27 2B					4	1	0	0	1	2	4				
5 Michael Cuddyer, R OBP: 0.344, SLG: 0.440		G1-3	25 BB		27 2B		E6			4	1	2	1	0	0	2				
25 Jim Thome, L OBP: 0.390, SLG: 0.540			27 2B		27 2B					0	0	0	0	4	0	0				
27 J.J. Hardy, R OBP: 0.287, SLG: 0.362	FC5-4		27 2B		27 2B					4	0	1	2	0	0	5				
8 Nick Punto, S OBP: 0.321, SLG: 0.307	FC6-4		G4-3							3	1	0	0	1	0	3				
41 Drew Butera, R OBP: 0.180, SLG: 0.241			21 2B		G4-3					4	1	1	0	0	1	1				
<b>Inning Stats</b>	R: 0 H: 0 E: 1 K: 1 S: 13	H: 0 LOB: 1 BB: 0 P: 21	R: 0 H: 0 E: 0 K: 0 S: 9	H: 0 LOB: 1 BB: 1 P: 14	R: 4 H: 4 E: 0 K: 0 S: 17	H: 4 LOB: 2 BB: 3 P: 34	R: 0 H: 1 E: 0 K: 0 S: 7	H: 1 LOB: 1 BB: 0 P: 9	R: 0 H: 1 E: 1 K: 0 S: 9	H: 1 LOB: 1 BB: 1 P: 16	R: 0 H: 0 E: 0 K: 0 S: 10	H: 0 LOB: 0 BB: 0 P: 15	R: 0 H: 2 E: 0 K: 1 S: 16	H: 2 LOB: 3 BB: 1 P: 28	R: 2 H: 1 E: 0 K: 3 S: 14	H: 1 LOB: 1 BB: 2 P: 29	1B: 6 2B: 3 3B: 0 HR: 0	SF: 0 SAC: 0 DP: 0 HBP: 0	WP: 1 PB: 0 SB: 3 CS: 1	PA: 40
<b>PITCHER</b>	IP	WLS	BF	H	R	ER	SO	BB	IBB	HBP	BLK	WP	HR	S	P	ERA	WHIP			
37 Jake Westbrook, R ERA: 4.74	6.0	L	28	6	4	4	4	4	1	0	0	0	0	65	109	6.00	1.667			
57 Hector Ambriz, R ERA: 5.28	1.0		6	2	0	0	1	1	0	0	0	0	0	16	28	0.00	3.000			
40 Jess Todd, R ERA: 13.5	1.0		6	1	2	2	3	2	0	0	0	1	0	14	29	18.00	3.000			

AB 31  
R 0  
H 7  
RBI 0  
BB 4  
SO 11  
LOB 18



AB 32  
R 6  
H 9  
RBI 6  
BB 8  
SO 5  
LOB 19





Batter	1	2	3	4	5	6	7	8	9	AB	R	H	RBI	BB	SO	LOB	TOP
18 Ben Zobrist, S OBP: 0.376, SLG: 0.383										3	0	0	0	0	1	0	<b>Tampa Bay Rays @ Cleveland Indians</b> Progressive Field, Cleveland, OH Fri Jul 23 2010, 7:08 PM - 10:44 PM EDT Att: 16,904 - Cloudy - 85 F
13 Carl Crawford, L OBP: 0.370, SLG: 0.507										3	0	0	0	0	2	0	
3 Evan Longoria, R OBP: 0.389, SLG: 0.516										2	0	0	0	1	0	0	
23 Carlos Pena, L OBP: 0.330, SLG: 0.428										2	1	0	0	1	1	1	
20 Matt Joyce, L OBP: 0.394, SLG: 0.436										2	0	0	0	0	2	2	
16 Willy Aybar, S OBP: 0.302, SLG: 0.395										1	0	0	0	0	1	1	
28 John Jaso, L OBP: 0.385, SLG: 0.358										3	0	0	1	0	0	1	
2 B.J. Upton, R OBP: 0.317, SLG: 0.392										2	0	0	0	0	2	0	
15 Reid Brignac, L OBP: 0.339, SLG: 0.417										2	0	1	0	0	1	0	
8 Jason Bartlett, R OBP: 0.319, SLG: 0.335										2	0	0	0	0	0	1	
<b>Inning Stats</b>	R: 0 E: 0 K: 0 S: 6	H: 0 LOB: 0 BB: 0 P: 13	R: 1 E: 1 K: 2 S: 9	H: 0 LOB: 0 BB: 0 P: 14	R: 0 E: 0 K: 1 S: 10	H: 1 LOB: 0 BB: 0 P: 14	R: 0 E: 0 K: 2 S: 11	H: 0 LOB: 1 BB: 0 P: 18	R: 0 E: 0 K: 2 S: 8	H: 0 LOB: 0 BB: 0 P: 13	R: 0 E: 0 K: 1 S: 8	H: 0 LOB: 0 BB: 0 P: 11	R: 0 E: 0 K: 2 S: 13	H: 0 LOB: 1 BB: 1 P: 24			
<b>PITCHER</b>	IP WLS BF H R ER SO BB IBB HBP BLK WP HR S P ERA WHIP																
55 Roberto Hernandez, R ERA: 3.51	5.0 W 17 1 1 0 7 1 0 0 0 0 0 0 44 72 0.00 0.400																
49 Tony Sipp, L ERA: 4.79	2.0 S 7 0 0 0 3 1 0 0 0 0 0 0 21 35 0.00 0.500																

AB	22
R	1
H	1
RBI	1
BB	2
SO	10
LOB	6



WP	0	PA	24
FB	0		
SB	1		
CS	1		

Batter	1	2	3	4	5	6	7	8	9	AB	R	H	RBI	BB	SO	LOB	BOTTOM
23 Michael Brantley, L OBP: 0.231, SLG: 0.221										3	2	1	0	1	0	1	<b>Tampa Bay Rays @ Cleveland Indians</b> Progressive Field, Cleveland, OH Fri Jul 23 2010, 7:08 PM - 10:44 PM EDT Att: 16,904 - Cloudy - 85 F
13 Adrián Cabrera, S OBP: 0.377, SLG: 0.372										4	0	3	0	0	0	0	
17 Shin-Soo Choo, L OBP: 0.389, SLG: 0.474										3	0	1	1	0	0	3	
41 Carlos Santana, S OBP: 0.436, SLG: 0.542										1	0	0	1	2	0	1	
48 Travis Hafner, L OBP: 0.356, SLG: 0.405										3	0	0	0	0	2	5	
2 Jhonny Peralta, R OBP: 0.313, SLG: 0.396										3	0	0	0	0	1	2	
7 Matt LaPorta, R OBP: 0.333, SLG: 0.395										3	0	0	0	0	1	0	
4 Trevor Crowe, S OBP: 0.319, SLG: 0.370										3	1	2	1	0	0	0	
16 Jason Donald, R OBP: 0.324, SLG: 0.430										3	0	1	0	0	1	1	
<b>Inning Stats</b>	R: 1 E: 0 K: 1 S: 12	H: 1 LOB: 1 BB: 1 P: 24	R: 0 E: 0 K: 0 S: 7	H: 1 LOB: 0 BB: 0 P: 10	R: 1 E: 0 K: 1 S: 14	H: 2 LOB: 2 BB: 1 P: 23	R: 0 E: 0 K: 2 S: 8	H: 0 LOB: 0 BB: 0 P: 11	R: 0 E: 0 K: 0 S: 7	H: 1 LOB: 2 BB: 1 P: 15	R: 1 E: 0 K: 0 S: 14	H: 2 LOB: 1 BB: 0 P: 21	R: 0 E: 0 K: 0 S: 2	H: 1 LOB: 1 BB: 0 P: 3			
<b>PITCHER</b>	IP WLS BF H R ER SO BB IBB HBP BLK WP HR S P ERA WHIP																
34 Jeff Niemann, R ERA: 2.95	5.0 L 23 2 2 2 4 0 0 0 0 0 0 1 9 13 3.60 1.400																
35 Dan Wheeler, R ERA: 3.16	0.2 4 2 1 1 1 0 0 0 0 0 0 1 9 13 13.50 3.000																
36 Randy Choate, L ERA: 6.2	0.1 2 1 0 0 0 0 0 0 0 0 0 0 7 11 0.00 3.000																

AB	26
R	3
H	8
RBI	3
BB	3
SO	5
LOB	13



WP	1	PA	29
FB	0		
SB	0		
CS	0		

Batter	1	2	3	4	5	6	7	8	9	AB R H RBI BB SO LOB	TOP												
18 Ben Zobrist, S OBP: 0.374, SLG: 0.390	L9		G4-3		1-H 2-H		F7		F7	5 1 1 3 0 0 3	<b>Tampa Bay Rays @ Cleveland Indians</b> Progressive Field, Cleveland, OH Sat Jul 24, 2010, 7:07 PM - 10:06 PM EDT Att: 17,221 - Cloudy - 83 F												
13 Carl Crawford, L OBP: 0.368, SLG: 0.506	K			G6-3	K		1-H		G3	5 0 1 1 0 2 1													
3 Evan Longoria, R OBP: 0.384, SLG: 0.509	K			G6-3		F9	L9		F9	5 0 0 0 0 1 2													
23 Carlos Pena, L OBP: 0.332, SLG: 0.436		K					G4-3			3 1 1 1 1 1 1													
20 Matt Joyce, L OBP: 0.397, SLG: 0.441		K			F7		HR		G3-1	4 1 1 0 0 1 1													
1 Sean Rodriguez, R OBP: 0.296, SLG: 0.410		K				2B	L8		1B	4 0 1 0 0 2 1													
2 B.J. Upton, R OBP: 0.316, SLG: 0.393		K							K	4 0 1 1 0 2 1													
10 Kelly Shoppach, R OBP: 0.341, SLG: 0.290			G6-3						K	4 1 1 0 0 1 2													
8 Jason Bartlett, R OBP: 0.328, SLG: 0.339									1B	2 2 2 0 0 0 0													
									13 G3 18 S	2 2 2 0 0 0 0													
<b>Inning Stats</b>	R: 0 H: 0 E: 0 K: 2 S: 9	H: 0 LOB: 0 BB: 0 P: 12	R: 0 H: 0 E: 0 K: 3 S: 10	H: 0 LOB: 0 BB: 0 P: 14	R: 0 H: 1 E: 0 K: 1 S: 12	H: 1 LOB: 1 BB: 0 P: 18	R: 0 H: 0 E: 0 K: 0 S: 9	H: 0 LOB: 1 BB: 1 P: 19	R: 3 H: 3 E: 0 K: 2 S: 16	H: 3 LOB: 0 BB: 0 P: 24	R: 2 H: 3 E: 0 K: 0 S: 9	H: 3 LOB: 1 BB: 0 P: 13	R: 1 H: 1 E: 0 K: 0 S: 7	H: 1 LOB: 1 BB: 0 P: 13	R: 0 H: 1 E: 0 K: 2 S: 13	H: 1 LOB: 1 BB: 0 P: 18	R: 0 H: 0 E: 0 K: 0 S: 7	H: 0 LOB: 1 BB: 0 P: 11	1B: 4 2B: 3 3B: 0 HR: 2	SF: 0 SAC: 0 DP: 0 HBP: 2	WP: 1 PB: 0 SB: 1 CS: 0	PA: 39	
<b>PITCHER</b>	IP WLS BF H R ER SO BB IBB HBP BLK WP HR S P ERA WHIP											<b>PITCHER</b>	IP WLS BF H R ER SO BB IBB HBP BLK WP HR S P ERA WHIP										
51 Mitch Talbot, R ERA: 4.08	5.2 L 25 7 5 5 8 1 0 0 0 1 2 63 97 7.94 1.412																						
56 Frank Herrmann, R ERA: 2.7	1.0 5 1 1 1 0 0 0 0 1 0 0 6 10 9.00 1.000																						
53 Rafael Perez, L ERA: 3.63	0.1 1 0 0 0 0 0 0 0 0 0 0 3 6 0.00 0.000																						
40 Jess Todd, R ERA: 9.0	1.0 4 1 0 0 2 0 0 0 0 0 0 13 18 0.00 1.000																						
57 Hector Ambriz, R ERA: 5.12	1.0 4 0 0 0 0 0 0 0 1 0 0 0 7 11 0.00 0.000																						

Batter	1	2	3	4	5	6	7	8	9	AB R H RBI BB SO LOB	BOTTOM												
4 Trevor Crowe, S OBP: 0.318, SLG: 0.365	17 2B	F8			G5-3			K		3 1 0 0 1 1 1	<b>Tampa Bay Rays @ Cleveland Indians</b> Progressive Field, Cleveland, OH Sat Jul 24, 2010, 7:07 PM - 10:06 PM EDT Att: 17,221 - Cloudy - 83 F												
13 Adrián Cabrera, S OBP: 0.319, SLG: 0.362	K		F9		F8			F8		4 0 0 0 0 1 2													
17 Shin-Soo Choo, L OBP: 0.393, SLG: 0.479	1-H				F7					3 0 2 1 1 0 0													
41 Carlos Santana, S OBP: 0.425, SLG: 0.525	K				G5-4-3					4 0 0 0 0 2 4													
2 Johnny Peralta, R OBP: 0.310, SLG: 0.391	G5-3				K					4 0 0 0 0 1 1													
26 Austin Kearns, R OBP: 0.346, SLG: 0.408	F7						P4		K	4 0 1 0 0 1 0													
7 Matt LaPorta, R OBP: 0.332, SLG: 0.389					7 FC6-4				K	3 1 0 0 1 1 1													
47 Shelley Duncan, R OBP: 0.363, SLG: 0.527		47 HR					L7		K	3 1 1 2 0 1 1													
16 Jason Donald, R OBP: 0.324, SLG: 0.425	K								1B	2 0 0 0 1 1 0													
									17 1B	2 0 0 0 1 1 0													
<b>Inning Stats</b>	R: 1 H: 1 E: 0 K: 2 S: 10	H: 1 LOB: 1 BB: 1 P: 16	R: 2 H: 1 E: 0 K: 1 S: 11	H: 1 LOB: 1 BB: 1 P: 16	R: 0 H: 0 E: 0 K: 0 S: 6	H: 0 LOB: 0 BB: 1 P: 11	R: 0 H: 1 E: 0 K: 2 S: 13	H: 1 LOB: 1 BB: 0 P: 20	R: 0 H: 0 E: 0 K: 0 S: 8	H: 0 LOB: 0 BB: 0 P: 14	R: 0 H: 0 E: 0 K: 0 S: 7	H: 0 LOB: 0 BB: 0 P: 8	R: 0 H: 1 E: 0 K: 2 S: 12	H: 1 LOB: 2 BB: 1 P: 20	R: 0 H: 0 E: 0 K: 2 S: 12	H: 0 LOB: 0 BB: 0 P: 14	1B: 2 2B: 1 3B: 0 HR: 1	SF: 0 SAC: 0 DP: 1 HBP: 0	WP: 0 PB: 0 SB: 0 CS: 0	PA: 34			
<b>PITCHER</b>	IP WLS BF H R ER SO BB IBB HBP BLK WP HR S P ERA WHIP											<b>PITCHER</b>	IP WLS BF H R ER SO BB IBB HBP BLK WP HR S P ERA WHIP										
14 David Price, L ERA: 2.9	7.0 W 27 3 3 3 5 4 0 0 0 0 0 66 105 3.86 1.000																						
53 Joaquin Benoit, R ERA: 0.53	1.0 H 4 1 0 0 2 0 0 0 0 0 0 12 16 0.00 1.000																						
29 Rafael Soriano, R ERA: 1.96	1.0 S 3 0 0 0 2 0 0 0 0 0 0 12 14 0.00 0.000																						

Batter	1	2	3	4	5	6	7	8	9	AB	R	H	RBI	BB	SO	LOB	TOP						
18 Ben Zobrist, S (1, 8) OBP: 0.373, SLG: 0.388	G4-3		G4-3		G3-1		CS	FC3-6 1B		4	0	1	0	0	0	1	<p>Tampa Bay Rays @ Cleveland Indians Progressive Field, Cleveland, OH Sun Jul 25 2010, 1:08 PM - 4:04 PM EDT Att: 13,410 - Overcast - 74 F</p> <p>livebaseballscorecards.com</p>						
13 Carl Crawford, L (1, 7) OBP: 0.387, SLG: 0.503	K		BB		SF7		FC3-6 3 CS			2	0	0	1	1	1								
3 Evan Longoria, R (1, 5) OBP: 0.385, SLG: 0.505	G6-3		K		K		BB			3	0	0	0	1	2	1							
23 Carlos Pena, L (1, 3) OBP: 0.328, SLG: 0.431	G4-3		G4-3		G1-3		CS	P5		4	0	0	0	0	0	1							
20 Matt Joyce, L (1, 9) OBP: 0.395, SLG: 0.435 2 B.J. Upton, R (8, 8) OBP: 0.315, SLG: 0.392	G4-3		16B 1B		L9		K			3	0	1	0	0	0	0							
16 Willy Aybar, S (1, 10) OBP: 0.313, SLG: 0.406 19 Gabe Kapler, R (9, PR) (9, 10) OBP: 0.303, SLG: 0.306	28B 15 HR BB		28 15 HR 1B		K		K			3	1	2	0	1	1	0							
28 John Jaso, L (1, 2) OBP: 0.387, SLG: 0.366	15 HR 1B		G3-6-3 1-2H		FC6-5 15 CS 2B		G5-3			4	1	2	0	0	0	3							
15 Reid Brignac, L (1, 4) OBP: 0.339, SLG: 0.431	1H 3H HR		L6		FC6-5 18 CS					3	1	1	3	0	0	2							
8 Jason Bartlett, R (1, 6) OBP: 0.325, SLG: 0.336	G6-3		E5 18 G3-1 13 SF7 18 S		K					3	1	0	0	0	1								
Inning Stats	R: 0 E: 0 K: 1 S: 13	H: 0 LOB: 0 BB: 0 P: 19	R: 3 E: 0 K: 0 S: 11	H: 2 LOB: 0 BB: 1 P: 25	R: 0 E: 0 K: 1 S: 9	H: 0 LOB: 1 BB: 1 P: 15	R: 0 E: 0 K: 0 S: 9	H: 1 LOB: 0 BB: 0 P: 14	R: 1 E: 0 K: 1 S: 12	H: 0 LOB: 0 BB: 0 P: 18	R: 0 E: 0 K: 1 S: 7	H: 0 LOB: 0 BB: 0 P: 9	R: 0 E: 0 K: 1 S: 9	H: 1 LOB: 0 BB: 0 P: 13	R: 0 E: 0 K: 0 S: 7	H: 1 LOB: 0 BB: 0 P: 12	R: 0 E: 0 K: 1 S: 13	H: 1 LOB: 0 BB: 0 P: 19	1B: 4 2B: 2 3B: 0 HR: 1	SF: 1 SAC: 0 DP: 1 HBP: 0	WP: 0 PB: 0 SB: 2 CS: 3	PA: 36	
PITCHER	IP	WLS	BF	H	R	ER	SO	BB	IBB	HBP	BLK	WP	HR	S	P	ERA	WHIP						
63 Justin Masterson, R ERA: 5.19	6.2	L	27	5	4	3	5	2	0	0	0	0	1	70	112	4.05	1.050						
53 Rafael Perez, L ERA: 3.57	0.2		2	1	0	0	0	0	0	0	0	0	0	6	8	0.00	1.500						
38 Joe Smith, R ERA: 4.42	0.1		1	0	0	0	0	1	0	0	0	0	0	1	5	0.00	3.000						
49 Tony Sipp, L ERA: 4.75	0.1		0	0	0	0	0	0	0	0	0	0	0	0	0	0.00	0.000						
54 Chris Perez, R ERA: 2.35	1.0		4	1	0	0	1	0	0	0	0	0	0	13	19	0.00	1.000						

Batter	1	2	3	4	5	6	7	8	9	AB	R	H	RBI	BB	SO	LOB	BOTTOM						
23 Michael Brantley, L (1, 8) OBP: 0.229, SLG: 0.212	17B 41 SF9 BB	G6-3		F7		FC4-6 17G3 13B		G4-3		4	1	0	0	1	0	4	<p>Tampa Bay Rays @ Cleveland Indians Progressive Field, Cleveland, OH Sun Jul 25 2010, 1:08 PM - 4:04 PM EDT Att: 13,410 - Overcast - 74 F</p> <p>livebaseballscorecards.com</p>						
13 Adrien Cabrera, S (1, 6) OBP: 0.315, SLG: 0.357	G3		L3		P4		17G3 1B			5	0	1	0	0	1	1							
17 Shin-Soo Choo, L (1, 9) OBP: 0.393, SLG: 0.481	1B		G3-1		K		G3			5	0	2	0	0	1	2							
41 Carlos Santana, S (1, 2) OBP: 0.418, SLG: 0.516	SF9		7WP 1B		G4-3		G4-3			4	0	1	1	0	0	3							
7 Matt LaPorta, R (1, 3) OBP: 0.326, SLG: 0.381	K		K		G6-3		F9			4	0	0	0	0	2	2							
48 Travis Hafner, L (1, 10) OBP: 0.365, SLG: 0.418	4G3 25 FC6-5 1B		4SH5-4 2B		4SH5-4 1B		47WP 41B 1B			4	1	4	0	0	0	0							
12 Jayson Nix, R (1, 4) OBP: 0.297, SLG: 0.413	25 FC6-5 4G3 1B		4SH5-4 HBP		L8		F9			3	0	1	0	0	0	2							
4 Trevor Crowe, S (1, 7) OBP: 0.318, SLG: 0.365	G3		SH5-4		G4-3		G4-3			3	0	1	0	0	0	3							
25 Andy Marte, R (1, 5) OBP: 0.269, SLG: 0.337 47 Shelley Duncan, R (8, PH) ERA: 9.51 2 Jonny Peralta, R (9, 5) OBP: 0.310, SLG: 0.391	FC6-5		K		K		23 FC4-6 1B			3	0	1	1	0	1	3							
47 Shelley Duncan, R (8, PH) ERA: 9.51 2 Jonny Peralta, R (9, 5) OBP: 0.310, SLG: 0.391										1	0	0	0	0	0	0							
Inning Stats	R: 1 E: 0 K: 1 S: 12	H: 1 LOB: 1 BB: 1 P: 20	R: 3 E: 0 K: 0 S: 11	H: 2 LOB: 1 BB: 0 P: 17	R: 0 E: 0 K: 1 S: 11	H: 1 LOB: 1 BB: 0 P: 18	R: 0 E: 0 K: 1 S: 8	H: 1 LOB: 2 BB: 0 P: 15	R: 0 E: 0 K: 1 S: 8	H: 0 LOB: 0 BB: 0 P: 13	R: 0 E: 0 K: 0 S: 6	H: 1 LOB: 0 BB: 0 P: 10	R: 0 E: 0 K: 0 S: 13	H: 2 LOB: 2 BB: 0 P: 17	R: 0 E: 0 K: 0 S: 11	H: 2 LOB: 2 BB: 0 P: 15	R: 0 E: 0 K: 1 S: 8	H: 1 LOB: 1 BB: 0 P: 12	1B: 9 2B: 2 3B: 0 HR: 0	SF: 1 SAC: 1 DP: 0 HBP: 1	WP: 2 PB: 0 SB: 0 CS: 0	PA: 40	
PITCHER	IP	WLS	BF	H	R	ER	SO	BB	IBB	HBP	BLK	WP	HR	S	P	ERA	WHIP						
40 Wade Davis, R ERA: 4.32	6.1	W	28	7	2	2	4	1	0	0	0	0	0	9	10	0.00	1.500						
53 Joaquin Benoit, R ERA: 9.51	0.2	H	3	1	0	0	0	0	0	0	0	0	0	1	15	0.00	2.000						
50 Grant Balfour, R ERA: 2.14	1.0	H	5	2	0	0	0	0	0	0	0	1	0	11	15	0.00	2.000						
29 Rafael Soriano, R ERA: 1.91	1.0	S	4	1	0	0	1	0	0	0	0	0	0	8	12	0.00	1.000						



Batter	1	2	3	4	5	6	7	8	9	AB	R	H	RBI	BB	SO	LOB	TOP				
2 Derek Jeter, R OBP: 0.337, SLG: 0.392	G4-3			G4-3		K		G6-3		4	0	0	0	0	1	0					
33 Nick Swisher, S OBP: 0.375, SLG: 0.537	F7			HR		K2-3		25 WP BB		3	1	1	1	1	1	0					
25 Mark Teixeira, S OBP: 0.374, SLG: 0.484	F7			13 F7.4 BB				G3-1		3	0	0	0	1	1	1					
13 Alex Rodriguez, R OBP: 0.349, SLG: 0.494			K			F7-4		G6-3		4	0	0	0	0	1	2					
24 Robinson Canó, L OBP: 0.386, SLG: 0.555	G4-3					F7		G3		3	0	0	0	1	0	0					
20 Jorge Posada, S OBP: 0.376, SLG: 0.493	L7					14 BB				3	1	1	0	1	0	2					
14 Curtis Granderson, L OBP: 0.319, SLG: 0.433				K				14 HR 1B		3	1	2	2	0	1	0					
17 Francisco Cervelli, R OBP: 0.340, SLG: 0.333				G5-3		K2-3		G5-3		3	0	0	0	0	1	1					
11 Brett Gardner, L OBP: 0.389, SLG: 0.397	G4-3					L6		G1-3		3	0	0	0	0	0	0					
<b>Inning Stats</b>	R: 0 E: 0 K: 0 S: 9	H: 0 LOB: 0 BB: 0 P: 14	R: 0 E: 0 K: 1 S: 8	H: 0 LOB: 0 BB: 0 P: 10	R: 0 E: 0 K: 1 S: 6	H: 0 LOB: 0 BB: 0 P: 12	R: 1 E: 0 K: 0 S: 8	H: 1 LOB: 0 BB: 1 P: 14	R: 0 E: 0 K: 2 S: 9	H: 0 LOB: 0 BB: 0 P: 16	R: 0 E: 0 K: 0 S: 7	H: 0 LOB: 0 BB: 0 P: 13	R: 2 E: 0 K: 0 S: 10	H: 2 LOB: 2 BB: 0 P: 16	R: 0 E: 0 K: 1 S: 11	H: 0 LOB: 2 BB: 2 P: 21	1B: 2 2B: 1 3B: 0 HR: 2	SF: 0 SAC: 0 DP: 1 HBP: 0	WP: 1 PB: 0 SB: 0 CS: 0	PA: 33	
<b>PITCHER</b>	IP WLS BF H R ER SO BB IBB HBP BLK WP HR S P ERA WHIP	8.0 L 28 4 3 3 5 2 0 0 0 0 2 68 115 3.38 0.750	1.0 5 0 0 0 1 1 1 0 0 1 0 11 21 0.00 1.000																		

**New York Yankees @ Cleveland Indians**  
 Progressive Field, Cleveland, OH  
 Mon Jul 26 2010, 7:07 PM - 9:49 PM EDT  
 Att: 27,224 - Cloudy - 77 F

AB	29
R	3
H	4
RBI	3
BB	4
SO	6
LOB	6



Batter	1	2	3	4	5	6	7	8	9	AB	R	H	RBI	BB	SO	LOB	BOTTOM				
23 Michael Brantley, L OBP: 0.230, SLG: 0.206	G3-1		F8			FC1-5-6 17 2B				3	1	0	0	1	0	1					
13 Adrián Cabrera, S OBP: 0.314, SLG: 0.350	17 L3 BB			K		F7		G6-4-3 BB		3	0	0	0	1	1	2					
17 Shin-Soo Choo, L OBP: 0.392, SLG: 0.481	L3			F7				K		4	0	1	1	0	1	1					
41 Carlos Santana, S OBP: 0.414, SLG: 0.508			F8		F7					4	0	1	0	0	1	1					
48 Travis Hafner, L OBP: 0.363, SLG: 0.427	HR				F7			G1-3		4	1	1	1	0	1	1					
2 Jhonny Peralta, R OBP: 0.309, SLG: 0.393	F8				2B			G5-3		4	0	1	0	0	0	1					
7 Matt LaPorta, R OBP: 0.324, SLG: 0.383	K				F9			G4-3		4	0	1	0	0	1	2					
4 Trevor Crowe, S OBP: 0.318, SLG: 0.362	G3				G4-3					2	0	0	0	1	0	1					
16 Jason Donald, R OBP: 0.325, SLG: 0.429	K					FC5-4 BB				3	0	1	0	0	1	2					
<b>Inning Stats</b>	R: 0 E: 0 K: 0 S: 5	H: 0 LOB: 1 BB: 1 P: 10	R: 1 E: 0 K: 1 S: 11	H: 1 LOB: 0 BB: 0 P: 16	R: 0 E: 0 K: 1 S: 7	H: 0 LOB: 0 BB: 0 P: 9	R: 0 E: 0 K: 1 S: 8	H: 0 LOB: 0 BB: 0 P: 10	R: 0 E: 0 K: 1 S: 13	H: 2 LOB: 1 BB: 0 P: 20	R: 0 E: 0 K: 1 S: 12	H: 1 LOB: 2 BB: 1 P: 21	R: 0 E: 0 K: 1 S: 10	H: 0 LOB: 0 BB: 1 P: 17	R: 0 E: 0 K: 0 S: 8	H: 1 LOB: 1 BB: 0 P: 14	1B: 1 2B: 5 3B: 0 HR: 1	SF: 0 SAC: 0 DP: 2 HBP: 0	WP: 1 PB: 0 SB: 0 CS: 0	PA: 34	
<b>PITCHER</b>	IP WLS BF H R ER SO BB IBB HBP BLK WP HR S P ERA WHIP	7.0 W 28 5 2 2 5 3 0 0 0 0 1 64 102 2.57 1.143	0.2 H 1 0 0 0 0 0 0 0 0 0 0 4 5 0.00 0.000	0.1 H 1 0 0 0 1 0 0 0 0 0 0 4 6 0.00 0.000	1.0 S 4 1 0 0 0 0 0 0 0 0 0 8 14 0.00 1.000																

**New York Yankees @ Cleveland Indians**  
 Progressive Field, Cleveland, OH  
 Mon Jul 26 2010, 7:07 PM - 9:49 PM EDT  
 Att: 27,224 - Cloudy - 77 F

AB	31
R	2
H	6
RBI	2
BB	3
SO	6
LOB	12



Batter	1	2	3	4	5	6	7	8	9	AB	R	H	RBI	BB	SO	LOB	TOP								
<b>2 Derek Jeter, R</b> OBP: 0.338, SLG: 0.393										4	0	2	0	0	0	0	<b>New York Yankees @ Cleveland Indians</b> Progressive Field, Cleveland, OH Tue Jul 27 2010, 7:05 PM - 9:47 PM EDT Att: 27,416 - Clear - 79 F <a href="http://livebaseballscorecards.com">livebaseballscorecards.com</a>								
<b>33 Nick Swisher, S</b> OBP: 0.374, SLG: 0.537										4	0	1	0	0	1	3									
<b>25 Mark Teixeira, S</b> OBP: 0.370, SLG: 0.479										4	0	0	0	0	0	4									
<b>13 Alex Rodriguez, R</b> OBP: 0.346, SLG: 0.489										4	0	0	0	0	0	3									
<b>24 Robinson Canó, L</b> OBP: 0.386, SLG: 0.556										3	1	1	0	0	0	0									
<b>14 Curtis Granderson, L</b> OBP: 0.315, SLG: 0.428										3	0	0	0	0	0	1									
<b>53 Juan Miranda, L</b> OBP: 0.288, SLG: 0.433										2	0	0	0	0	1	0									
<b>38 Marcus Thames, R</b> OBP: 0.398, SLG: 0.435										0	0	0	0	0	0	0									
<b>27 Colin Curtis, L</b> OBP: 0.316, SLG: 0.429										3	0	0	0	0	0	0									
<b>17 Francisco Cervelli, R</b> OBP: 0.335, SLG: 0.328										3	0	0	0	0	0	0									
<b>11 Brett Gardner, L</b> OBP: 0.389, SLG: 0.397										3	0	1	0	0	1	0									
<b>Inning Stats</b>	R: 0 E: 0 K: 0 S: 5	H: 0 LOB: 0 BB: 0 P: 9	R: 0 E: 0 K: 0 S: 9	H: 0 LOB: 0 BB: 0 P: 16	R: 0 E: 0 K: 2 S: 8	H: 0 LOB: 0 BB: 0 P: 10	R: 0 E: 0 K: 0 S: 8	H: 1 LOB: 0 BB: 0 P: 12	R: 0 E: 0 K: 0 S: 7	H: 0 LOB: 0 BB: 0 P: 12	R: 0 E: 0 K: 0 S: 11	H: 0 LOB: 0 BB: 0 P: 16	R: 0 E: 0 K: 0 S: 11	H: 1 LOB: 1 BB: 0 P: 17	R: 1 E: 0 K: 0 S: 8	H: 1 LOB: 0 BB: 0 P: 10	R: 0 E: 0 K: 1 S: 16	H: 2 LOB: 2 BB: 0 P: 18	1B: 3 2B: 2 3B: 0 HR: 0	SF: 0 SAC: 0 DP: 0 HBP: 0	WP: 1 PB: 0 SB: 0 CS: 1	PA: 32			
<b>PITCHER</b>	IP	WLS	BF	H	R	ER	SO	BB	IBB	HBP	BLK	WP	HR	S	P	ERA	WHIP								
<b>43 Josh Tomlin, R</b> ERA: 1.29	7.0	W	23	3	1	1	2	0	0	0	0	0	0	60	93	1.29	0.429								
<b>53 Rafael Perez, L</b> ERA: 3.53	0.1		1	0	0	0	0	0	0	0	0	1	0	2	4	0.00	0.000								
<b>3B Joe Smith, R</b> ERA: 4.26	0.2		2	0	0	0	0	0	0	0	0	0	0	5	5	0.00	0.000								
<b>54 Chris Perez, R</b> ERA: 2.23	1.0	S	5	2	0	0	1	0	0	0	0	0	0	16	18	0.00	2.000								

Batter	1	2	3	4	5	6	7	8	9	AB	R	H	RBI	BB	SO	LOB	BOTTOM								
<b>4 Trevor Crowe, S</b> OBP: 0.314, SLG: 0.356										4	0	0	0	0	0	4	<b>New York Yankees @ Cleveland Indians</b> Progressive Field, Cleveland, OH Tue Jul 27 2010, 7:05 PM - 9:47 PM EDT Att: 27,416 - Clear - 79 F <a href="http://livebaseballscorecards.com">livebaseballscorecards.com</a>								
<b>13 Adriánal Cabrera, S</b> OBP: 0.318, SLG: 0.354										4	1	2	0	0	0	0									
<b>17 Shin-Soo Choo, L</b> OBP: 0.396, SLG: 0.488										4	1	3	0	0	0	1									
<b>26 Austin Kearns, R</b> OBP: 0.350, SLG: 0.416										4	1	2	0	0	0	2									
<b>47 Shelley Duncan, R</b> OBP: 0.346, SLG: 0.500										4	0	0	0	0	2	4									
<b>Jhonnny Peralta, R</b> OBP: 0.308, SLG: 0.389										3	1	0	0	1	1	2									
<b>7 Matt LaPorta, R</b> OBP: 0.327, SLG: 0.392										3	0	2	2	0	1	0									
<b>16 Jason Donald, R</b> OBP: 0.323, SLG: 0.422										3	0	0	0	1	1	3									
<b>8 Chris Gimenez, R</b> OBP: 0.308, SLG: 0.333										2	0	1	1	1	1	0									
<b>Inning Stats</b>	R: 0 E: 0 K: 0 S: 8	H: 2 LOB: 2 BB: 0 P: 11	R: 0 E: 0 K: 1 S: 7	H: 0 LOB: 0 BB: 0 P: 9	R: 0 E: 0 K: 1 S: 16	H: 0 LOB: 0 BB: 0 P: 22	R: 2 E: 2 K: 1 S: 16	H: 2 LOB: 2 BB: 0 P: 25	R: 0 E: 0 K: 0 S: 9	H: 2 LOB: 1 BB: 0 P: 13	R: 2 E: 0 K: 1 S: 12	H: 2 LOB: 3 BB: 3 P: 27	R: 0 E: 0 K: 1 S: 11	H: 1 LOB: 1 BB: 0 P: 16	R: 0 E: 0 K: 1 S: 5	H: 1 LOB: 0 BB: 0 P: 7		1B: 7 2B: 2 3B: 1 HR: 0	SF: 1 SAC: 0 DP: 3 HBP: 0	WP: 0 PB: 0 SB: 1 CS: 0	PA: 35				
<b>PITCHER</b>	IP	WLS	BF	H	R	ER	SO	BB	IBB	HBP	BLK	WP	HR	S	P	ERA	WHIP								
<b>52 CC Sabathia, L</b> ERA: 3.15	7.0	L	32	9	4	2	5	2	1	0	0	0	0	79	123	2.57	1.571								
<b>61 Chan Ho Park, R</b> ERA: 5.4	1.0		3	1	0	0	1	0	0	0	0	0	0	5	7	0.00	1.000								

**New York Yankees @ Cleveland Indians**  
 Progressive Field, Cleveland, OH  
 Tue Jul 27 2010, 7:05 PM - 9:47 PM EDT  
 Att: 27,416 - Clear - 79 F

AB 31  
 R 1  
 H 5  
 RBI 1  
 BB 0  
 SO 3  
 LOB 11



**New York Yankees @ Cleveland Indians**  
 Progressive Field, Cleveland, OH  
 Tue Jul 27 2010, 7:05 PM - 9:47 PM EDT  
 Att: 27,416 - Clear - 79 F

AB 31  
 R 4  
 H 10  
 RBI 3  
 BB 3  
 SO 6  
 LOB 16



Batter	1	2	3	4	5	6	7	8	9	AB	R	H	RBI	BB	SO	LOB	TOP					
2 Derek Jeter, R OBP: 0.335, SLG: 0.388	G6-3	K	FC3-2 25 BB 33 1B		F9		K			5	0	0	0	0	2	4	<b>New York Yankees @ Cleveland Indians</b> Progressive Field, Cleveland, OH Wed Jul 28 2010, 7:48 PM - 11:07 PM EDT Att: 22,965 - Cloudy - 70 F					
33 Nick Swisher, S OBP: 0.374, SLG: 0.533	G4-3	BB	BB		K			F8		4	0	1	1	1	1	0						
25 Mark Teixeira, S OBP: 0.373, SLG: 0.492									F8	4	1	2	2	1	0	0						
53 Juan Miranda, L OBP: 0.288, SLG: 0.433	13 1B				F7				F8	0	0	0	0	0	0	0						
13 Alex Rodriguez, R OBP: 0.346, SLG: 0.490									F9	5	0	2	1	0	1	5						
19 Ramiro Pena, S OBP: 0.240, SLG: 0.211		P4	K							0	0	0	0	0	0	0						
24 Robinson Canó, L OBP: 0.338, SLG: 0.564	F7									5	2	2	1	0	0	2						
20 Jorge Posada, S OBP: 0.375, SLG: 0.487		F7								5	0	1	0	0	0	2						
14 Curtis Granderson, L OBP: 0.318, SLG: 0.437										4	2	2	1	0	1	2						
27 Colin Curtis, L OBP: 0.308, SLG: 0.417										1	0	0	0	0	1	0						
17 Francisco Cervelli, R OBP: 0.338, SLG: 0.328										3	1	1	0	0	1	1						
11 Brett Gardner, L OBP: 0.390, SLG: 0.401										4	2	2	2	0	0	1						
<b>Inning Stats</b>	R: 1 E: 0 K: 0 S: 10	H: 2 LOB: 1 BB: 0 P: 16	R: 3 E: 0 K: 1 S: 24	H: 4 LOB: 2 BB: 1 P: 36	R: 3 E: 0 K: 1 S: 17	H: 4 LOB: 3 BB: 1 P: 34	R: 1 E: 0 K: 2 S: 12	H: 2 LOB: 1 BB: 0 P: 19	R: 0 E: 0 K: 1 S: 7	H: 0 LOB: 0 BB: 0 P: 11	R: 0 E: 0 K: 0 S: 13	H: 1 LOB: 1 BB: 0 P: 17	R: 0 E: 0 K: 1 S: 9	H: 0 LOB: 0 BB: 0 P: 12	R: 0 E: 0 K: 0 S: 11	H: 0 LOB: 0 BB: 0 P: 16	R: 0 E: 0 K: 1 S: 5	H: 0 LOB: 0 BB: 0 P: 6	1B: 7 2B: 4 3B: 1 HR: 1	SF: 0 SAC: 0 DP: 0 HBP: 1	WP: 0 PB: 0 SB: 1 CS: 0	PA: 43
<b>PITCHER</b>	IP WLS BF H R ER SO BB IBB HBP BLK WP HR S P ERA WHIP																					
55 Roberto Hernandez, R ERA: 3.92	2.1	2	20	10	7	7	1	1	0	1	0	0	0	0	45	73	23.62	4.125				
57 Hector Ambriz, R ERA: 5.03	2.2	10	2	1	1	4	1	0	0	0	0	0	0	1	25	43	3.86	1.286				
40 Jess Todd, R ERA: 5.4	2.0	7	1	0	0	1	0	0	0	0	0	0	0	22	29	0.00	0.500					
56 Frank Hermann, R ERA: 2.57	1.0	3	0	0	0	0	0	0	0	0	0	0	0	11	16	0.00	0.000					
49 Tony Sipp, L ERA: 4.62	1.0	3	0	0	0	1	0	0	0	0	0	0	0	5	6	0.00	0.000					
<b>Batter</b>	<b>1</b>	<b>2</b>	<b>3</b>	<b>4</b>	<b>5</b>	<b>6</b>	<b>7</b>	<b>8</b>	<b>9</b>	<b>AB</b>	<b>R</b>	<b>H</b>	<b>RBI</b>	<b>BB</b>	<b>SO</b>	<b>LOB</b>	<b>BOTTOM</b>					
4 Trevor Crowe, S OBP: 0.320, SLG: 0.362	17 CS									4	0	3	0	0	0	1	<b>New York Yankees @ Cleveland Indians</b> Progressive Field, Cleveland, OH Wed Jul 28 2010, 7:48 PM - 11:07 PM EDT Att: 22,965 - Cloudy - 70 F					
13 Asdrubal Cabrera, S OBP: 0.313, SLG: 0.437	K									3	0	0	0	0	1	4						
1 Luis Valbuena, L OBP: 0.287, SLG: 0.243										1	0	0	0	0	1	0						
17 Shin-Soo Choo, L OBP: 0.395, SLG: 0.489										3	0	1	0	0	1	3						
47 Shelley Duncan, R OBP: 0.343, SLG: 0.495										1	0	0	0	0	1	0						
41 Carlos Santana, S OBP: 0.410, SLG: 0.500										4	0	1	0	0	2	1						
48 Travis Hafner, L OBP: 0.368, SLG: 0.430										3	0	2	0	1	1	1						
26 Austin Kearns, R OBP: 0.348, SLG: 0.412										3	0	0	0	1	0	3						
7 Matt LaPorta, R OBP: 0.326, SLG: 0.386										3	0	0	0	1	1	3						
25 Andy Marte, R OBP: 0.278, SLG: 0.337										3	0	1	0	1	0	4						
16 Jason Donald, R OBP: 0.317, SLG: 0.413										4	0	0	0	0	2	6						
<b>Inning Stats</b>	R: 0 E: 0 K: 2 S: 12	H: 2 LOB: 1 BB: 0 P: 15	R: 0 E: 0 K: 0 S: 14	H: 0 LOB: 2 BB: 2 P: 22	R: 0 E: 0 K: 0 S: 6	H: 1 LOB: 0 BB: 0 P: 10	R: 0 E: 0 K: 2 S: 12	H: 1 LOB: 1 BB: 0 P: 19	R: 0 E: 0 K: 1 S: 9	H: 1 LOB: 0 BB: 0 P: 14	R: 0 E: 0 K: 0 S: 12	H: 0 LOB: 1 BB: 1 P: 19	R: 0 E: 0 K: 2 S: 9	H: 0 LOB: 0 BB: 0 P: 16	R: 0 E: 0 K: 1 S: 11	H: 1 LOB: 2 BB: 1 P: 16	1B: 7 2B: 2 3B: 0 HR: 0	SF: 0 SAC: 0 DP: 0 HBP: 0	WP: 1 PB: 0 SB: 0 CS: 1	PA: 36		
<b>PITCHER</b>	IP WLS BF H R ER SO BB IBB HBP BLK WP HR S P ERA WHIP																					
34 A.J. Burnett, R ERA: 4.52	6.1	26	7	0	0	7	3	0	0	0	0	0	0	0	75	114	0.00	1.579				
62 Joba Chamberlain, R ERA: 5.86	0.2	2	0	0	0	0	0	0	0	1	0	0	0	7	10	0.00	0.000					
45 Sergio Mitre, R ERA: 3.73	2.0	8	1	0	0	3	1	0	0	0	0	0	0	20	32	0.00	1.000					

Batter	1	2	3	4	5	6	7	8	9	AB	R	H	RBI	BB	SO	LOB	TOP																		
2 Derek Jeter, R (1, 6) OBP: 0.338, SLG: 0.388 19 Ramiro Pena, S (8, 6) OBP: 0.247, SLG: 0.220	F9		13 SF8 14 SH5-3 BB	K		3H 1B	14 1B 13 1B BB	53 1B 14 BB 1B		3	1	1	2	2	1	2																			
14 Curtis Granderson, L (1, 8) OBP: 0.322, SLG: 0.441	K		SH5-3			13 L9 2B	P2	53 1B 1B		4	1	2	2	1	1	1																			
25 Mark Teixeira, S (1, 3) OBP: 0.375, SLG: 0.479 53 Juan Miranda, L (6, 3) OBP: 0.299, SLG: 0.443	F8						F7			2	0	0	0	3	0	0																			
13 Alex Rodriguez, R (1, 5) OBP: 0.346, SLG: 0.488 61 Chan Ho Park, R (9, 1)		11 BB 24 BB BB	SF8			L9	G6-3			4	0	1	3	1	1	5																			
24 Robinson Canó, L (1, 4) OBP: 0.385, SLG: 0.567		11 BB BB	L4			G3				5	1	1	1	1	0	6																			
33 Nick Swisher, S (1, 10) OBP: 0.374, SLG: 0.532	F7					F7				5	2	1	0	1	1	4																			
11 Brett Gardner, L (1, 7) OBP: 0.397, SLG: 0.493 38 Marcus Thames, R (6, 7) OBP: 0.391, SLG: 0.426		17 G1-6-3 BB					27 S 17 G5-3 2 1B BB			1	2	1	0	3	0	0																			
17 Francisco Cervelli, R (1, 2) OBP: 0.374, SLG: 0.325							17 1B BB			2	0	0	0	0	1	1																			
27 Colin Curtis, L (1, 9) OBP: 0.341, SLG: 0.425							11 BB 17 1B 2B			1	2	1	0	3	0	0																			
Inning Stats	R: 0 E: 0 K: 1 S: 9	H: 0 LOB: 0 BB: 12 P: 12	R: 0 E: 0 K: 0 S: 10	H: 0 LOB: 2 BB: 3 P: 24	R: 1 E: 0 K: 0 S: 11	H: 1 LOB: 2 BB: 2 P: 25	R: 0 E: 1 K: 2 S: 13	H: 1 LOB: 2 BB: 1 P: 20	R: 0 E: 0 K: 0 S: 16	H: 1 LOB: 2 BB: 1 P: 25	R: 1 E: 0 K: 0 S: 19	H: 1 LOB: 1 BB: 1 P: 30	R: 7 E: 0 K: 0 S: 21	H: 4 LOB: 2 BB: 4 P: 50	R: 2 E: 0 K: 3 S: 21	H: 4 LOB: 3 BB: 1 P: 34	R: 0 E: 0 K: 1 S: 9	H: 0 LOB: 0 BB: 13 P: 13	1B: 9 2B: 2 3B: 0 HR: 1	SF: 1 SAC: 1 DP: 1 HBP: 1	WP: 0 PB: 0 SB: 1 CS: 0	PA: 52													
PITCHER	IP	WLS	BF	H	R	ER	SO	BB	IBB	HBP	BLK	WP	HR	S	P	ERA	WHIP	PITCHER	IP	WLS	BF	H	R	ER	SO	BB	IBB	HBP	BLK	WP	HR	S	P	ERA	WHIP
51 Mitch Talbot, R (1, 1) ERA: 4.09	2.0		9	1	1	1	1	3	0	0	0	0	0	22	40	4.50	2.000	40 Jess Todd, R (8, 1) ERA: 7.5	1.0		8	4	2	2	3	1	0	0	0	0	0	21	34	18.00	5.000
53 Rafael Perez, L (3, 1) ERA: 3.35	2.0		10	1	0	0	2	2	0	0	0	0	0	21	41	0.00	1.500	25 Andy Marte, R (9, 1) ERA:	1.0		3	0	0	0	1	0	0	0	0	0	9	13	0.00	0.000	
56 Frank Herrmann, R (5, 1) ERA: 2.82	1.1	L	7	1	1	1	0	2	0	0	0	0	0	26	40	6.75	2.250																		
49 Tony Sipp, L (6, 1) ERA: 5.17	1.1		8	2	3	3	0	2	0	0	0	0	1	17	37	20.25	3.000																		
38 Joe Smith, R (7, 1) ERA: 6.65	0.1		7	3	4	4	0	2	0	1	0	0	0	13	28	108.00	15.000																		
Batter	1	2	3	4	5	6	7	8	9	AB	R	H	RBI	BB	SO	LOB	BOTTOM																		
4 Trevor Crowe, S (1, 8) OBP: 0.319, SLG: 0.364	17 FC5 2B		G1-3							4	0	1	0	0	0	0																			
13 Adrián Cabrera, S (1, 6) OBP: 0.317, SLG: 0.347	41 BB 26 SF9 HBP		G4-3				17 1B 1B			3	1	1	0	0	0	0																			
17 Shin-Soo Choo, L (1, 9) OBP: 0.394, SLG: 0.486	26 SF9 41 BB FC5		G4-3				41 L4-3 1B			4	0	1	0	0	1	2																			
41 Carlos Santana, S (1, 2) OBP: 0.409, SLG: 0.493 8 Chris Gimenez, R (8, 2) OBP: 0.357, SLG: 0.533	7 S BB		G3				L4-3			2	0	0	0	1	0	1																			
26 Austin Kearns, R (1, 7) OBP: 0.391, SLG: 0.413	SF9									2	1	1	1	1	1	0																			
7 Matt LaPorta, R (1, 3) OBP: 0.325, SLG: 0.384	K									4	1	1	1	0	2	3																			
12 Jayson Nix, R (1, 5) OBP: 0.296, SLG: 0.408	K									4	0	1	0	0	2	1																			
47 Shelley Duncan, R (1, 10) OBP: 0.348, SLG: 0.485										2	0	0	0	2	2	0																			
1 Luis Valbuena, L (1, 4) OBP: 0.261, SLG: 0.237										4	0	0	0	0	3																				
Inning Stats	R: 1 E: 0 K: 1 S: 19	H: 1 LOB: 2 BB: 1 P: 31	R: 0 E: 0 K: 1 S: 7	H: 0 LOB: 1 BB: 1 P: 11	R: 0 E: 0 K: 0 S: 6	H: 0 LOB: 0 BB: 0 P: 9	R: 0 E: 0 K: 1 S: 8	H: 1 LOB: 1 BB: 0 P: 10	R: 0 E: 0 K: 1 S: 6	H: 0 LOB: 0 BB: 0 P: 8	R: 0 E: 0 K: 0 S: 9	H: 2 LOB: 0 BB: 0 P: 14	R: 0 E: 0 K: 2 S: 10	H: 0 LOB: 0 BB: 0 P: 18	R: 0 E: 0 K: 1 S: 10	H: 0 LOB: 0 BB: 0 P: 16	R: 3 E: 1 K: 1 S: 16	H: 2 LOB: 2 BB: 3 P: 36	1B: 5 2B: 2 3B: 0 HR: 0	SF: 1 SAC: 0 DP: 2 HBP: 1	WP: 2 PB: 0 SB: 1 CS: 0	PA: 36													
PITCHER	IP	WLS	BF	H	R	ER	SO	BB	IBB	HBP	BLK	WP	HR	S	P	ERA	WHIP	PITCHER	IP	WLS	BF	H	R	ER	SO	BB	IBB	HBP	BLK	WP	HR	S	P	ERA	WHIP
40 Dustin Moseley, R (1, 1) ERA: 3.24	6.0		22	4	1	1	4	2	0	0	0	0	0	55	83	1.50	1.000	30 David Robertson, R (7, 1) ERA: 4.54	1.0		3	0	0	0	2	0	0	0	0	10	18	0.00	0.000		
61 Chan Ho Park, R (8, 1) ERA: 5.6	2.0		11	2	3	2	2	3	0	0	0	2	0	26	52	9.00	2.500	61 Chan Ho Park, R (9, 1) ERA: 5.6	2.0		11	2	3	2	2	3	0	0	0	2	0	26	52	9.00	2.500

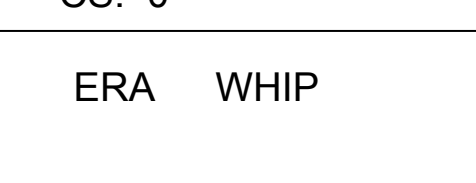
**New York Yankees @ Cleveland Indians**  
Progressive Field, Cleveland, OH  
Thu Jul 29 2010, 7:07 PM - 11:04 PM EDT  
Att: 34,455 - Clear - 74 F

AB 37  
R 11  
H 12  
RBI 11  
BB 12  
SO 7  
LOB 29



**New York Yankees @ Cleveland Indians**  
Progressive Field, Cleveland, OH  
Thu Jul 29 2010, 7:07 PM - 11:04 PM EDT  
Att: 34,455 - Clear - 74 F

AB 29  
R 4  
H 6  
RBI 2  
BB 5  
SO 8  
LOB 10







Batter	1	2	3	4	5	6	7	8	9	AB R H RBI BB SO LOB	TOP																	
4 Trevor Crowe, S (1,8) OBP: 0.313, SLG: 0.356	G6-3		F7		G3		G3-1		G4-3	5 0 0 0 0 0 1	<b>Cleveland Indians @ Toronto Blue Jays</b> Rogers Centre, Toronto, ON Sat Jul 31 2010, 1:09 PM - 3:56 PM EDT Att: 22,663 - Sunny - 73 F  <a href="http://livebaseballscorecards.com">livebaseballscorecards.com</a>																	
13 Asdrúbal Cabrera, S (1,6) OBP: 0.312, SLG: 0.343	F9		G5-3				17 2B		L8	4 1 1 0 1 0 1																		
17 Shin-Soo Choo, L (1,9) OBP: 0.390, SLG: 0.492	K				F7				G4-3	5 1 2 1 0 1 1																		
41 Carlos Santana, S (1,10) OBP: 0.402, SLG: 0.479		G6-3								4 0 1 0 0 0 2																		
7 Matt LaPorta, R (1,3) OBP: 0.318, SLG: 0.373					L6					3 0 0 0 1 1 3																		
47 Shelley Duncan, R (1,7) OBP: 0.353, SLG: 0.486										3 0 2 0 1 1 0																		
12 Jayson Nix, R (1,5) OBP: 0.290, SLG: 0.396										4 0 1 0 0 1 6																		
25 Andy Marte, R (8,5) OBP: 0.278, SLG: 0.337	G1-6-3									0 0 0 0 0 0 0																		
16 Jason Donald, R (1,4) OBP: 0.325, SLG: 0.410										1 0 0 1 3 0 1																		
8 Chris Gimenez, R (1,2) OBP: 0.263, SLG: 0.235										4 0 0 0 0 3 7																		
<b>Inning Stats</b>	R: 0 E: 0 K: 1 S: 6	H: 0 LOB: 0 BB: 0 P: 10	R: 0 E: 0 K: 0 S: 7	H: 1 LOB: 1 BB: 1 P: 13	R: 0 E: 0 K: 1 S: 9	H: 0 LOB: 1 BB: 1 P: 18	R: 1 E: 0 K: 1 S: 23	H: 2 LOB: 3 BB: 2 P: 38	R: 0 E: 0 K: 2 S: 14	H: 1 LOB: 2 BB: 1 P: 23	R: 1 E: 0 K: 0 S: 9	H: 1 LOB: 1 BB: 1 P: 17	R: 0 E: 0 K: 2 S: 9	H: 1 LOB: 1 BB: 0 P: 11	R: 0 E: 0 K: 0 S: 9	H: 0 LOB: 0 BB: 0 P: 11	1B: 4 2B: 3 3B: 0 HR: 0	SF: 0 SAC: 0 DP: 1 HBP: 0	WP: 1 PB: 0 SB: 0 CS: 0	PA: 39								
<b>PITCHER</b>	IP WLS BF H R ER SO BB IBB HBP BLK WP HR S P ERA WHIP											IP WLS BF H R ER SO BB IBB HBP BLK WP HR S P ERA WHIP																
27 Brett Cecil, L (1,1) ERA: 3.77	6.0		27	5	1	1	5	5	0	0	0	0	1	0	67	114	1.50	1.667										
56 Brian Tallet, L (7,1) ERA: 8.39	0.2	L	4	1	1	1	0	1	0	0	0	0	0	0	6	12	13.50	3.000										
54 Jason Frasor, R (7,1) ERA: 4.46	1.1		5	1	0	0	2	0	0	0	0	0	0	0	12	16	0.00	0.750										
37 Scott Downs, L (9,1) ERA: 2.28	1.0		3	0	0	0	0	0	0	0	0	0	0	0	9	11	0.00	0.000										

Batter	1	2	3	4	5	6	7	8	9	AB R H RBI BB SO LOB	BOTTOM																	
15 Fred Lewis, L (1,7) OBP: 0.342, SLG: 0.456	G6-3		E3		G3-1				F7	4 0 0 0 0 0 2	<b>Cleveland Indians @ Toronto Blue Jays</b> Rogers Centre, Toronto, ON Sat Jul 31 2010, 1:09 PM - 3:56 PM EDT Att: 22,663 - Sunny - 73 F  <a href="http://livebaseballscorecards.com">livebaseballscorecards.com</a>																	
5 Yunel Escobar, R (1,6) OBP: 0.338, SLG: 0.318	F8		F3						G1-3	4 0 0 0 0 1 3																		
19 José Bautista, R (1,9) OBP: 0.372, SLG: 0.592	F8		G1-3						G5-6-3	3 0 0 0 1 0 3																		
10 Vernon Wells, R (1,8) OBP: 0.325, SLG: 0.514					G6-3					4 0 2 0 0 1 0																		
26 Adam Lind, L (1,10) OBP: 0.279, SLG: 0.381										4 0 0 0 0 1 1																		
1 Dewayne Wise, L (9, PR) OBP: 0.294, SLG: 0.580					L7					0 0 0 0 0 0 0																		
2 Aaron Hill, R (1,4) OBP: 0.280, SLG: 0.369										3 0 1 0 0 1 0																		
35 Lyle Overbay, L (1,3) OBP: 0.330, SLG: 0.420										1 0 0 0 3 1 1																		
12 Edwin Encarnación, R (1,5) OBP: 0.303, SLG: 0.442										4 0 0 0 0 1 5																		
8 José Molina, R (1,2) OBP: 0.351, SLG: 0.446										3 1 2 1 0 0 2																		
45 Travis Snider, L (9, PH) OBP: 0.321, SLG: 0.479										1 0 0 0 0 1 3																		
<b>Inning Stats</b>	R: 0 E: 0 K: 0 S: 8	H: 0 LOB: 0 BB: 0 P: 14	R: 0 E: 0 K: 3 S: 11	H: 0 LOB: 0 BB: 0 P: 14	R: 0 E: 1 K: 0 S: 13	H: 1 LOB: 3 BB: 1 P: 25	R: 0 E: 0 K: 1 S: 9	H: 1 LOB: 1 BB: 0 P: 11	R: 1 E: 0 K: 1 S: 7	H: 1 LOB: 0 BB: 0 P: 10	R: 0 E: 0 K: 0 S: 5	H: 1 LOB: 0 BB: 1 P: 12	R: 0 E: 1 K: 0 S: 13	H: 0 LOB: 1 BB: 1 P: 22	R: 0 E: 0 K: 0 S: 9	H: 0 LOB: 0 BB: 0 P: 12	R: 0 E: 0 K: 2 S: 11	H: 1 LOB: 3 BB: 1 P: 18	1B: 4 2B: 1 3B: 0 HR: 1	SF: 0 SAC: 1 DP: 2 HBP: 1	WP: 0 PB: 0 SB: 0 CS: 0	PA: 36						
<b>PITCHER</b>	IP WLS BF H R ER SO BB IBB HBP BLK WP HR S P ERA WHIP											IP WLS BF H R ER SO BB IBB HBP BLK WP HR S P ERA WHIP																
43 Josh Tomlin, R (1,1) ERA: 1.46	5.1		22	4	1	1	5	2	0	0	0	0	0	0	8	15	0.00	1.000										
50 Jensen Lewis, R (6,1) ERA: 4.01	1.0	W	3	0	0	0	0	1	0	0	0	0	0	0	8	15	0.00	1.000										
3B Joe Smith, R (7,1) ERA: 5.57	1.2	H	5	0	0	0	0	0	0	0	0	0	0	15	22	0.00	0.000											
54 Chris Perez, R (9,1) ERA: 2.18	1.0	S	6	1	0	0	2	0	1	1	0	0	0	11	18	0.00	1.000											



Batter	1	2	3	4	5	6	7	8	9	AB	R	H	RBI	BB	SO	LOB	TOP					
4 Trevor Crowe, S OBP: 0.317, SLG: 0.359										3	2	1	0	1	1	0	<b>Cleveland Indians @ Toronto Blue Jays</b> Rogers Centre, Toronto, ON Sun Aug 01 2010, 1:11 PM - 4:08 PM EDT Att: 21,797 - Sunny - 75 F					
13 Asdrúbal Cabrera, S OBP: 0.314, SLG: 0.361										5	2	2	2	0	0	1						
17 Shin-Soo Choo, L OBP: 0.391, SLG: 0.479										2	0	0	0	1	0	1						
41 Carlos Santana, S OBP: 0.404, SLG: 0.476										3	0	1	1	1	0	1						
7 Matt LaPorta, R OBP: 0.317, SLG: 0.376										4	0	1	0	0	0	5						
35 Jordan Brown, L (1, 10)										4	0	0	0	0	2	2						
47 Shelley Duncan, R OBP: 0.341, SLG: 0.468										4	0	0	0	0	1	0						
1 Luis Valbuena, L OBP: 0.262, SLG: 0.239										3	0	1	0	0	1	0						
25 Andy Marte, R OBP: 0.276, SLG: 0.333										1	0	0	0	0	0	0						
16 Jason Donald, R OBP: 0.324, SLG: 0.422										4	1	1	1	0	1	1						
<b>Inning Stats</b>	R: 2 E: 0 K: 0 S: 10	H: 2 LOB: 1 BB: 1 P: 22	R: 0 E: 0 K: 0 S: 5	H: 0 LOB: 0 BB: 0 P: 9	R: 0 E: 1 K: 0 S: 13	H: 1 LOB: 2 BB: 0 P: 19	R: 0 E: 0 K: 1 S: 8	H: 1 LOB: 1 BB: 2 P: 14	R: 2 E: 0 K: 1 S: 10	H: 2 LOB: 1 BB: 2 P: 22	R: 1 E: 0 K: 2 S: 12	H: 1 LOB: 0 BB: 0 P: 17	R: 0 E: 0 K: 0 S: 6	H: 0 LOB: 0 BB: 0 P: 11	R: 0 E: 0 K: 1 S: 14	H: 0 LOB: 0 BB: 0 P: 21	R: 0 E: 0 K: 1 S: 13	H: 0 LOB: 0 BB: 0 P: 21	1B: 3 2B: 2 3B: 0 HR: 2	SF: 0 SAC: 0 DP: 1 HBP: 2	WP: 0 PB: 0 SB: 1 CS: 0	PA: 38
<b>PITCHER</b>	IP WLS BF H R ER SO BB IBB HBP BLK WP HR S P ERA WHIP																					
51 Jesse Litsch, R ERA: 5.79	(1, 1) 4.0 L 21 6 4 4 1 2 0 0 1 0 0 1 41 74 9.00 2.000																					
56 Brian Tallet, L ERA: 6.18	(5, 1) 3.0 11 1 1 1 3 1 0 0 0 0 1 23 40 3.00 0.667																					
25 David Purcey, L ERA: 1.61	(8, 1) 1.0 3 0 0 0 1 0 0 0 0 0 0 14 21 0.00 0.000																					
63 Kevin Gregg, R ERA: 3.54	(9, 1) 1.0 3 0 0 0 1 0 0 0 0 0 0 13 21 0.00 0.000																					

Batter	1	2	3	4	5	6	7	8	9	AB	R	H	RBI	BB	SO	LOB	BOTTOM					
1 Dewayne Wise, L OBP: 0.291, SLG: 0.556										4	0	1	0	0	2	1	<b>Cleveland Indians @ Toronto Blue Jays</b> Rogers Centre, Toronto, ON Sun Aug 01 2010, 1:11 PM - 4:08 PM EDT Att: 21,797 - Sunny - 75 F					
5 Yunel Escobar, R OBP: 0.336, SLG: 0.325										5	1	1	1	0	0	2						
19 José Bautista, R OBP: 0.372, SLG: 0.596										4	1	1	1	1	1	1						
10 Vernon Wells, R OBP: 0.326, SLG: 0.519										4	1	2	0	0	0	0						
26 Adam Lind, L OBP: 0.279, SLG: 0.378										3	0	0	0	1	0	2						
2 Aaron Hill, R OBP: 0.282, SLG: 0.379										4	1	2	2	0	1	0						
35 Lyle Overbay, L OBP: 0.329, SLG: 0.418										4	0	1	0	0	2	2						
6 John McDonald, R OBP: 0.238, SLG: 0.397										0	0	0	0	0	0	0						
14 John Buck, R OBP: 0.309, SLG: 0.498										3	0	0	0	0	1	1						
45 Travis Snider, L OBP: 0.319, SLG: 0.471										4	0	1	0	0	0	1						
<b>Inning Stats</b>	R: 0 E: 0 K: 1 S: 9	H: 1 LOB: 2 BB: 1 P: 16	R: 1 E: 0 K: 0 S: 7	H: 1 LOB: 0 BB: 0 P: 15	R: 1 E: 0 K: 1 S: 14	H: 2 LOB: 2 BB: 1 P: 25	R: 0 E: 0 K: 0 S: 7	H: 1 LOB: 1 BB: 0 P: 8	R: 0 E: 0 K: 2 S: 9	H: 0 LOB: 0 BB: 0 P: 16	R: 0 E: 0 K: 2 S: 9	H: 0 LOB: 0 BB: 0 P: 13	R: 2 E: 0 K: 1 S: 20	H: 2 LOB: 0 BB: 0 P: 28	R: 0 E: 0 K: 1 S: 14	H: 1 LOB: 2 BB: 0 P: 25	R: 0 E: 0 K: 1 S: 7	H: 1 LOB: 1 BB: 0 P: 9	1B: 4 2B: 2 3B: 0 HR: 3	SF: 0 SAC: 1 DP: 0 HBP: 1	WP: 0 PB: 0 SB: 1 CS: 0	PA: 39
<b>PITCHER</b>	IP WLS BF H R ER SO BB IBB HBP BLK WP HR S P ERA WHIP																					
58 Jeanmar Gómez, R ERA: 1.5	(1, 1) 5.0 W 23 5 2 2 2 2 0 0 0 0 0 1 46 80 3.60 1.400																					
49 Tony Sipp, L ERA: 5.18	(6, 1) 1.2 H 6 1 1 1 3 2 0 0 0 0 0 1 24 34 5.40 0.600																					
56 Frank Herrmann, R ERA: 3.18	(7, 1) 0.1 H 2 1 1 1 0 0 0 0 0 0 0 1 5 7 27.00 3.000																					
53 Rafael Perez, L ERA: 3.29	(8, 1) 0.2 H 3 1 0 0 0 0 0 0 0 0 0 0 9 17 0.00 1.500																					
38 Joe Smith, R ERA: 5.49	(8, 1) 0.1 H 1 0 0 0 1 0 0 0 0 0 0 0 5 8 0.00 0.000																					



Batter	1	2	3	4	5	6	7	8	9	AB	R	H	RBI	BB	SO	LOB	TOP										
4 Trevor Crowe, S OBP: 0.319, SLG: 0.361 (1, 8)	G6-3		K					G3-1		4	1	1	1	1	1	0	<b>Cleveland Indians @ Boston Red Sox</b> Fenway Park, Boston, MA Mon Aug 02 2010, 7:12 PM - 10:28 PM EDT Att: 37,931 - Partly Cloudy - 78 F										
13 Adrúbal Cabrera, S OBP: 0.317, SLG: 0.359 (1, 6)	K		K							4	0	1	0	1	2	3											
17 Shin-Soo Choo, L OBP: 0.388, SLG: 0.475 (1, 9)	G4-3			K	G4-6-3			K		5	0	1	2	0	2	2											
41 Carlos Santana, S OBP: 0.401, SLG: 0.467 8 Chris Gimenez, R OBP: 0.250, SLG: 0.222 (7, 2)	K			F9				K		3	0	0	0	1	1	2											
7 Matt LaPorta, R OBP: 0.319, SLG: 0.381 (1, 3)										5	1	2	0	0	0	1											
35 Jordan Brown, L OBP: 0.227, SLG: 0.250 (1, 10)	K									4	2	1	0	1	1	1											
47 Shelley Duncan, R OBP: 0.359, SLG: 0.491 (1, 7)										5	1	4	2	0	1	0											
12 Jayson Nix, R OBP: 0.301, SLG: 0.394 25 Andy Marte, R OBP: 0.276, SLG: 0.333 (9, 5)	FC6-4									1	1	0	0	3	0	2											
16 Jason Donald, R OBP: 0.322, SLG: 0.418 (1, 4)										4	0	1	0	0	1	5											
<b>Inning Stats</b>	R: 0 E: 0 K: 1 S: 10	H: 0 LOB: 0 BB: 0 P: 15	R: 0 E: 0 K: 2 S: 10	H: 2 LOB: 2 BB: 0 P: 13	R: 0 E: 0 K: 2 S: 12	H: 0 LOB: 0 BB: 0 P: 16	R: 2 E: 0 K: 1 S: 16	H: 4 LOB: 2 BB: 1 P: 26	R: 1 E: 0 K: 0 S: 9	H: 2 LOB: 1 BB: 1 P: 14	R: 3 E: 0 K: 1 S: 11	H: 2 LOB: 2 BB: 3 P: 28	R: 0 E: 0 K: 0 S: 10	H: 1 LOB: 2 BB: 1 P: 15	R: 0 E: 0 K: 2 S: 12	H: 0 LOB: 1 BB: 1 P: 21		R: 0 E: 0 K: 1 S: 10	H: 0 LOB: 0 BB: 0 P: 15	1B: 7 2B: 4 3B: 0 HR: 0	SF: 0 SAC: 0 DP: 1 HBP: 0	WP: 0 PB: 0 SB: 1 CS: 0	PA: 43				
<b>PITCHER</b>	IP	WLS	BF	H	R	ER	SO	BB	IBB	HBP	BLK	WP	HR	S	P	ERA	WHIP										
41 John Lackey, R ERA: 4.48 (1, 1)	5.1	L	28	9	6	6	7	5	0	0	0	0	0	64	107	10.12	2.625										
17 Manny Delcarmen, R ERA: 4.82 (6, 1)	0.1		1	0	0	0	0	0	0	0	0	0	0	2	3	0.00	0.000										
62 Dustin Richardson, L ERA: 2.25 (6, 1)	0.1		2	1	0	0	0	0	0	0	0	0	0	2	2	0.00	3.000										
49 Tim Wakefield, R ERA: 5.54 (7, 1)	2.0		9	1	0	0	2	2	0	0	0	0	0	22	36	0.00	1.500										
51 Daniel Bard, R ERA: 1.8 (9, 1)	1.0		3	0	0	0	1	0	0	0	0	0	0	10	15	0.00	0.000										

Batter	1	2	3	4	5	6	7	8	9	AB	R	H	RBI	BB	SO	LOB	BOTTOM										
10 Marco Scutaro, R OBP: 0.347, SLG: 0.392 (1, 6)	G6-3									5	0	2	0	0	0	3	<b>Cleveland Indians @ Boston Red Sox</b> Fenway Park, Boston, MA Mon Aug 02 2010, 7:12 PM - 10:28 PM EDT Att: 37,931 - Partly Cloudy - 78 F										
7 J.D. Drew, L OBP: 0.353, SLG: 0.456 (1, 9)	G3									5	0	1	0	0	0	2											
20 Kevin Youkilis, R OBP: 0.411, SLG: 0.564 36 Kevin Cash, R OBP: 0.248, SLG: 0.243 12 Jed Lowrie, S OBP: 0.412, SLG: 0.448 (8, 3)	L6									1	0	0	0	0	0	0											
34 David Ortiz, L OBP: 0.371, SLG: 0.534 (1, 10)										4	2	2	0	0	0	1											
41 Victor Martinez, S OBP: 0.339, SLG: 0.462 (3, 3) (9, 2)	E3									4	0	0	0	0	1	4											
29 Adrián Beltré, R OBP: 0.374, SLG: 0.567 (1, 5)	SF9									3	2	2	5	0	1	0											
55 Ryan Kalish, L OBP: 0.500, SLG: 0.600 (8, 8)										3	0	3	0	1	0	0											
22 Bill Hall, R OBP: 0.322, SLG: 0.442 (1, 4)	K									4	0	1	0	0	1	4											
3 Eric Patterson, L OBP: 0.270, SLG: 0.435 60 Daniel Nava, S OBP: 0.333, SLG: 0.452 (8, 7)	K									2	0	0	0	0	2	4											
<b>Inning Stats</b>	R: 0 E: 0 K: 0 S: 8	H: 1 LOB: 0 BB: 0 P: 12	R: 1 E: 1 K: 2 S: 16	H: 1 LOB: 2 BB: 1 P: 27	R: 0 E: 0 K: 0 S: 6	H: 1 LOB: 0 BB: 0 P: 7	R: 0 E: 0 K: 1 S: 8	H: 0 LOB: 0 BB: 0 P: 11	R: 0 E: 0 K: 1 S: 12	H: 2 LOB: 1 BB: 0 P: 17	R: 0 E: 0 K: 1 S: 10	H: 1 LOB: 1 BB: 0 P: 14	R: 1 E: 0 K: 0 S: 12	H: 3 LOB: 1 BB: 0 P: 16	R: 3 E: 0 K: 0 S: 19	H: 4 LOB: 1 BB: 0 P: 28		R: 0 E: 0 K: 0 S: 10	H: 1 LOB: 1 BB: 0 P: 17	1B: 9 2B: 3 3B: 0 HR: 2	SF: 1 SAC: 0 DP: 2 HBP: 0	WP: 0 PB: 0 SB: 0 CS: 0	PA: 39				
<b>PITCHER</b>	IP	WLS	BF	H	R	ER	SO	BB	IBB	HBP	BLK	WP	HR	S	P	ERA	WHIP										
55 Roberto Hernandez, R ERA: 3.78 (8, 1)	0.1		3	2	2	2	0	0	0	0	0	0	0	10	16	54.00	6.000										
56 Frank Herrmann, R ERA: 0.47 (8, 1)	0.2	H	4	2	1	1	0	0	0	0	0	0	1	9	12	13.50	3.000										
54 Chris Perez, R ERA: 2.08 (9, 1)	1.0	S	4	1	0	0	0	0	0	0	0	0	0	10	17	0.00	1.000										

AB	36
R	6
H	11
RBI	5
BB	7
SO	10
LOB	17



AB	37
R	5
H	13
RBI	5
BB	1
SO	5
LOB	21




Batter	1	2	3	4	5	6	7	8	9	AB	R	H	RBI	BB	SO	LOB	TOP											
4 Trevor Crowe, S OBP: 0.315, SLG: 0.356										4	0	0	0	0	3	0	Cleveland Indians @ Boston Red Sox Fenway Park, Boston, MA Tue Aug 03 2010, 7:11 PM - 9:52 PM EDT Att: 37,714 - Partly Cloudy - 81 F											
13 Asdrúbal Cabrera, S OBP: 0.310, SLG: 0.351										4	0	0	0	0	1	0												
17 Shin-Soo Choo, L OBP: 0.390, SLG: 0.474										3	0	1	0	0	1	0												
47 Shelley Duncan, R OBP: 0.356, SLG: 0.479										3	0	0	0	0	2	1												
35 Jordan Brown, L OBP: 0.164, SLG: 0.167										4	0	0	0	0	0	2												
7 Matt LaPorta, R OBP: 0.319, SLG: 0.380										3	0	1	0	0	0	0												
1 Luis Valbuena, L OBP: 0.258, SLG: 0.235										3	0	0	0	0	1	1												
12 Jayson Nix, R OBP: 0.295, SLG: 0.386										3	0	0	0	0	1	1												
6 Lou Marson, R OBP: 0.269, SLG: 0.285										3	1	1	1	0	0	0												
<b>Inning Stats</b>	R: 0 H: 1 E: 0 K: 2 S: 11	H: 1 LOB: 2 BB: 0 P: 16	R: 0 H: 0 E: 0 K: 2 S: 8	H: 0 LOB: 0 BB: 0 P: 12	R: 1 H: 1 E: 0 K: 2 S: 10	H: 1 LOB: 1 BB: 0 P: 15	R: 0 H: 1 E: 0 K: 0 S: 7	H: 0 LOB: 0 BB: 0 P: 11	R: 0 H: 0 E: 0 K: 1 S: 7	H: 0 LOB: 0 BB: 0 P: 11	R: 0 H: 0 E: 0 K: 0 S: 6	H: 0 LOB: 0 BB: 0 P: 9	R: 0 H: 0 E: 0 K: 1 S: 9	H: 0 LOB: 0 BB: 0 P: 16	R: 0 H: 0 E: 0 K: 1 S: 9	H: 0 LOB: 0 BB: 0 P: 12	1B: 2 2B: 0 3B: 0 HR: 1	SF: 0 SAC: 0 DP: 0 HBP: 2	WP: 0 PB: 0 SB: 1 CS: 0	PA: 32								
<b>PITCHER</b>	IP: 8.0 WLS: W BF: 29 K: 2 S: 11	WLS: L BF: 29 K: 2 S: 16	H: 3 R: 1 ER: 1 SO: 8	H: 0 R: 0 ER: 0 SO: 1	H: 1 R: 0 ER: 0 SO: 1	H: 1 R: 0 ER: 0 SO: 1	H: 2 R: 0 ER: 0 SO: 9	H: 0 R: 0 ER: 0 SO: 12	H: 1 R: 1 ER: 1.12 SO: 103	H: 0 R: 0 ER: 0.375 SO: 103	H: 0 R: 0 ER: 0.000 SO: 12	H: 0 R: 0 ER: 0.000 SO: 12	H: 0 R: 0 ER: 0.000 SO: 12	H: 0 R: 0 ER: 0.000 SO: 12	H: 0 R: 0 ER: 0.000 SO: 12	H: 0 R: 0 ER: 0.000 SO: 12	ERA: 1.12 WHIP: 0.375	ERA: 0.000 WHIP: 0.000	ERA: 0.000 WHIP: 0.000	ERA: 0.000 WHIP: 0.000	ERA: 0.000 WHIP: 0.000	ERA: 0.000 WHIP: 0.000	ERA: 0.000 WHIP: 0.000	ERA: 0.000 WHIP: 0.000	ERA: 0.000 WHIP: 0.000	ERA: 0.000 WHIP: 0.000	ERA: 0.000 WHIP: 0.000	ERA: 0.000 WHIP: 0.000

Batter	1	2	3	4	5	6	7	8	9	AB	R	H	RBI	BB	SO	LOB	BOTTOM									
10 Marco Scutaro, R OBP: 0.344, SLG: 0.389										4	0	0	0	0	1	4	Cleveland Indians @ Boston Red Sox Fenway Park, Boston, MA Tue Aug 03 2010, 7:11 PM - 9:52 PM EDT Att: 37,714 - Partly Cloudy - 81 F									
54 Darrell McDonald, R OBP: 0.353, SLG: 0.393										3	0	0	0	1	1	1										
41 Victor Martinez, S OBP: 0.338, SLG: 0.462										4	0	1	0	0	0	1										
34 David Ortiz, L OBP: 0.370, SLG: 0.531										4	0	1	0	0	1	1										
29 Adrián Beltré, R OBP: 0.372, SLG: 0.564										4	1	1	0	0	0	2										
25 Mike Lowell, R OBP: 0.305, SLG: 0.381										4	1	1	2	0	1	2										
12 Jed Lowrie, S OBP: 0.395, SLG: 0.406										3	0	0	0	1	0	0										
22 Bill Hall, R OBP: 0.326, SLG: 0.460										3	1	2	1	0	1	1										
55 Ryan Kalish, L OBP: 0.533, SLG: 0.615										3	0	2	0	0	1	1										
<b>Inning Stats</b>	R: 0 H: 1 E: 0 K: 0 S: 13	H: 3 LOB: 1 BB: 0 P: 16	R: 2 H: 3 E: 0 K: 1 S: 11	H: 3 LOB: 1 BB: 0 P: 20	R: 0 H: 1 E: 0 K: 0 S: 9	H: 1 LOB: 1 BB: 1 P: 21	R: 1 H: 2 E: 0 K: 0 S: 15	H: 2 LOB: 1 BB: 0 P: 26	R: 0 H: 0 E: 0 K: 1 S: 9	H: 0 LOB: 0 BB: 0 P: 13	R: 0 H: 1 E: 0 K: 2 S: 14	H: 0 LOB: 2 BB: 1 P: 23	R: 0 H: 0 E: 0 K: 1 S: 8	H: 0 LOB: 0 BB: 0 P: 13	R: 0 H: 0 E: 0 K: 1 S: 7	H: 0 LOB: 0 BB: 0 P: 8	1B: 5 2B: 1 3B: 0 HR: 2	SF: 0 SAC: 0 DP: 0 HBP: 0	WP: 0 PB: 0 SB: 0 CS: 0	PA: 34						
<b>PITCHER</b>	IP: 5.1 WLS: L BF: 25 K: 0 S: 13	WLS: L BF: 25 K: 0 S: 16	H: 7 R: 3 ER: 3 SO: 3	H: 3 R: 3 ER: 3 SO: 2	H: 0 R: 0 ER: 0 SO: 0	H: 0 R: 0 ER: 0 SO: 0	H: 0 R: 0 ER: 0 SO: 0	H: 0 R: 0 ER: 0 SO: 0	H: 0 R: 0 ER: 0.000 SO: 28	H: 0 R: 0 ER: 0.000 SO: 28	H: 0 R: 0 ER: 0.000 SO: 28	H: 0 R: 0 ER: 0.000 SO: 28	H: 0 R: 0 ER: 0.000 SO: 28	H: 0 R: 0 ER: 0.000 SO: 28	H: 0 R: 0 ER: 0.000 SO: 28	H: 0 R: 0 ER: 0.000 SO: 28	ERA: 0.000 WHIP: 0.600	ERA: 0.000 WHIP: 0.600	ERA: 0.000 WHIP: 0.000	ERA: 0.000 WHIP: 0.000	ERA: 0.000 WHIP: 0.000	ERA: 0.000 WHIP: 0.000	ERA: 0.000 WHIP: 0.000	ERA: 0.000 WHIP: 0.000	ERA: 0.000 WHIP: 0.000	ERA: 0.000 WHIP: 0.000

AB	30
R	1
H	3
RBI	1
BB	0
SO	9
LOB	5



AB	32
R	3
H	8
RBI	3
BB	2
SO	6
LOB	13





Batter	1	2	3	4	5	6	7	8	9	AB	R	H	RBI	BB	SO	LOB	TOP	
4 Trevor Crowe, S OBP: 0.308, SLG: 0.348	G4-3		F7		L7			G4-3	K	5	0	0	0	0	1	5		
16 Jason Donald, R OBP: 0.318, SLG: 0.410	K		K			G6-3		G6-3		4	0	0	0	0	2	1		
17 Shin-Soo Choo, L OBP: 0.393, SLG: 0.492	HR			F7			1B	G4-3		4	1	2	1	0	0	0		
7 Matt LaPorta, R OBP: 0.319, SLG: 0.373	K			BB		F8			BB	2	1	0	0	2	1	1		
35 Jordan Brown, L OBP: 0.176, SLG: 0.188		G4-3		G4-3		F7			G3	4	0	1	0	0	0	3		
12 Jayson Nix, R OBP: 0.297, SLG: 0.404	G6-4-3			K						4	0	2	0	0	1	2		
1 Luis Valbuena, L OBP: 0.263, SLG: 0.247	K						1B			4	0	2	1	0	2	1		
25 Andy Marte, R OBP: 0.292, SLG: 0.366			BB		F8				K	3	0	0	0	1	1	4		
6 Lou Marson, R OBP: 0.263, SLG: 0.278			FC5-4			G1-3				3	0	0	0	0	0	3		
47 Shelley Duncan, R (9, PH) OBP: 0.355, SLG: 0.475									BB	0	0	0	0	1	0	0		
<b>Inning Stats</b>	R: 1 H: 1 E: 0 K: 2 S: 10	H: 1 LOB: 0 BB: 0 P: 16	R: 0 H: 1 E: 0 K: 1 S: 7	H: 1 LOB: 0 BB: 0 P: 8	R: 0 H: 0 E: 0 K: 1 S: 11	H: 0 LOB: 1 BB: 1 P: 20	R: 0 H: 0 E: 0 K: 1 S: 9	H: 0 LOB: 1 BB: 1 P: 14	R: 0 H: 1 E: 0 K: 0 S: 13	H: 1 LOB: 1 BB: 0 P: 15	R: 0 H: 0 E: 0 K: 0 S: 10	H: 0 LOB: 0 BB: 0 P: 13	R: 1 H: 2 E: 0 K: 2 S: 20	H: 2 LOB: 3 BB: 2 P: 33	1B: 5 2B: 0 3B: 0 HR: 1	SF: 0 SAC: 0 DP: 1 HBP: 0	WP: 0 PB: 0 SB: 2 CS: 0	PA: 37
<b>PITCHER</b>	IP WLS BF H R ER SO BB IBB HBP BLK WP HR S P ERA WHIP																	
18 Daisuke Matsuzaka, R ERA: 3.96	8.0 W 30 5 1 1 6 2 0 0 0 0 0 1 74 109 1.12 0.875																	
37 Hideki Okajima, L ERA: 5.85	0.1 4 2 1 1 0 1 0 0 0 0 0 0 12 19 27.00 9.000																	
58 Jonathan Papelbon, R ERA: 2.93	0.2 S 3 0 0 0 2 1 0 0 0 0 0 0 0 8 14 0.00 1.500																	

Cleveland Indians @ Boston Red Sox  
Fenway Park, Boston, MA  
Thu Aug 05 2010, 7:13 PM - 10:12 PM EDT  
Att: 38,102 - Cloudy - 78 F

AB 33  
R 2  
H 7  
RBI 2  
BB 4  
SO 8  
LOB 20



Batter	1	2	3	4	5	6	7	8	9	AB	R	H	RBI	BB	SO	LOB	BOTTOM	
2 Jacoby Ellsbury, L OBP: 0.226, SLG: 0.288	F8		G4-3		F8			CI		3	1	0	0	0	0	1		
10 Marco Scutaro, R OBP: 0.341, SLG: 0.384	F9			BB	F9			F8		4	1	1	0	0	0	2		
34 David Ortiz, L OBP: 0.370, SLG: 0.533	F8			1B						3	1	0	0	1	1	1		
41 Victor Martinez, S OBP: 0.345, SLG: 0.465		F8		BB				BB		3	1	1	0	1	0	0		
7 J.D. Drew, L OBP: 0.351, SLG: 0.449		G4-3		HR				1B		3	1	1	2	1	1	0		
54 Darrell McDonald, R OBP: 0.325, SLG: 0.393				HR						0	0	0	0	0	0	0		
29 Adrián Beltré, R OBP: 0.372, SLG: 0.570	F8							1B		4	1	1	4	0	0	2		
25 Mike Lowell, R OBP: 0.303, SLG: 0.375		L8						F9		4	0	1	0	0	1	3		
55 Ryan Kalish, L OBP: 0.500, SLG: 0.529		G4-3								3	0	1	0	0	0	1		
22 Bill Hall, R OBP: 0.320, SLG: 0.449										3	0	0	0	0	2	2		
<b>Inning Stats</b>	R: 0 H: 0 E: 0 K: 0 S: 7	H: 0 LOB: 0 BB: 0 P: 10	R: 0 H: 0 E: 0 K: 0 S: 7	H: 0 LOB: 0 BB: 0 P: 11	R: 0 H: 0 E: 0 K: 1 S: 8	H: 0 LOB: 0 BB: 0 P: 11	R: 4 H: 2 E: 0 K: 1 S: 13	H: 2 LOB: 2 BB: 2 P: 29	R: 0 H: 1 E: 0 K: 1 S: 10	H: 1 LOB: 1 BB: 0 P: 13	R: 0 H: 0 E: 0 K: 2 S: 8	H: 0 LOB: 0 BB: 0 P: 12	R: 0 H: 1 E: 0 K: 0 S: 7	H: 1 LOB: 3 BB: 1 P: 37	1B: 5 2B: 0 3B: 0 HR: 1	SF: 0 SAC: 0 DP: 0 HBP: 0	WP: 1 PB: 0 SB: 0 CS: 0	PA: 34
<b>PITCHER</b>	IP WLS BF H R ER SO BB IBB HBP BLK WP HR S P ERA WHIP																	
43 Josh Tomlin, R ERA: 2.79	7.0 L 27 4 4 4 5 2 0 0 0 0 0 1 60 93 5.14 0.857																	
56 Frank Herrmann, R ERA: 3.7	1.0 7 2 2 1 0 1 0 0 0 0 1 0 25 37 9.00 3.000																	

Cleveland Indians @ Boston Red Sox  
Fenway Park, Boston, MA  
Thu Aug 05 2010, 7:13 PM - 10:12 PM EDT  
Att: 38,102 - Cloudy - 78 F

AB 30  
R 6  
H 6  
RBI 6  
BB 3  
SO 5  
LOB 12





Batter	1	2	3	4	5	6	7	8	9	AB	R	H	RBI	BB	SO	LOB	TOP				
2 Denard Span, L OBP: 0.338, SLG: 0.357										5	0	0	0	0	1	4					
12 Alexi Casilla, S OBP: 0.358, SLG: 0.426										2	1	2	0	0	0	0					
24 Trevor Plouffe, R OBP: 0.133, SLG: 0.276										3	1	1	1	0	0	0					
7 Joe Mauer, L OBP: 0.394, SLG: 0.474										5	2	4	1	0	0	1					
21 Delmon Young, R OBP: 0.355, SLG: 0.529										5	0	0	0	0	0	5					
16 Jason Kubel, L OBP: 0.345, SLG: 0.452										3	2	2	2	1	0	1					
5 Michael Cuddyer, R OBP: 0.340, SLG: 0.427										5	1	3	1	0	0	2					
22 Danny Valencia, R OBP: 0.400, SLG: 0.438										4	0	1	1	0	0	3					
27 J.J. Hardy, R OBP: 0.312, SLG: 0.395										3	0	1	1	1	1	2					
41 Drew Butera, R OBP: 0.240, SLG: 0.330										4	0	0	0	0	1	4					
<b>Inning Stats</b>	R: 0 E: 0 K: 1 S: 6	H: 1 LOB: 1 BB: 0 P: 11	R: 1 E: 0 K: 1 S: 7	H: 2 LOB: 1 BB: 0 P: 12	R: 1 E: 0 K: 1 S: 11	H: 2 LOB: 1 BB: 0 P: 18	R: 0 E: 0 K: 0 S: 8	H: 0 LOB: 0 BB: 0 P: 15	R: 0 E: 0 K: 0 S: 8	H: 1 LOB: 0 BB: 0 P: 7	R: 1 E: 0 K: 1 S: 17	H: 2 LOB: 1 BB: 0 P: 22	R: 3 E: 0 K: 0 S: 14	H: 4 LOB: 3 BB: 2 P: 28	R: 1 E: 0 K: 0 S: 11	H: 2 LOB: 1 BB: 0 P: 20	1B: 7 2B: 8 3B: 0 HR: 2	SF: 0 SAC: 0 DP: 2 HBP: 1	WP: 0 PB: 0 SB: 1 CS: 1	PA: 42	
<b>PITCHER</b>	IP	WLS	BF	H	R	ER	SO	BB	IBB	HBP	BLK	WP	HR	S	P	ERA	WHIP				
55 Roberto Hernandez, R ERA: 3.9	7.1	L	31	10	5	5	3	0	0	1	0	0	2	66	103	6.14	1.364				
49 Tony Sipp, L ERA: 5.23	0.2		6	2	1	1	0	1	1	0	0	0	0	9	21	13.50	4.500				
57 Hector Ambriz, R ERA: 5.0	1.0		5	2	1	1	0	0	0	0	0	0	0	11	20	9.00	2.000				

Minnesota Twins @ Cleveland Indians  
Progressive Field, Cleveland, OH  
Sat Aug 07 2010, 7:09 PM - 9:55 PM EDT  
Att: 27,638 - Partly Cloudy - 78 F


AB 39  
R 7  
H 14  
RBI 7  
BB 2  
SO 3  
LOB 22



Batter	1	2	3	4	5	6	7	8	9	AB	R	H	RBI	BB	SO	LOB	BOTTOM					
23 Michael Brantley, L OBP: 0.238, SLG: 0.209										4	0	0	0	0	1	1						
13 Asdrubal Cabrera, S OBP: 0.377, SLG: 0.351										3	0	0	0	2	1	2						
17 Shin-Soo Choo, L OBP: 0.393, SLG: 0.483										4	1	1	0	1	1	2						
47 Shelley Duncan, R OBP: 0.361, SLG: 0.473										3	0	1	0	1	2	4						
35 Jordan Brown, L OBP: 0.286, SLG: 0.350										4	1	3	1	0	0	1						
7 Matt LaPorta, R OBP: 0.324, SLG: 0.383										4	0	1	1	0	0	4						
1 Luis Valbuena, L OBP: 0.283, SLG: 0.247										4	0	1	0	0	0	3						
12 Jayson Nix, R OBP: 0.306, SLG: 0.408										4	0	1	0	0	1	2						
8 Chris Gimenez, R OBP: 0.227, SLG: 0.200										2	0	0	0	0	1	0						
4 Trevor Crowe, S OBP: 0.310, SLG: 0.345										0	0	0	0	1	0	0						
6 Lou Marson, R OBP: 0.287, SLG: 0.277										1	0	1	0	0	0	0						
<b>Inning Stats</b>	R: 0 E: 0 K: 1 S: 8	H: 0 LOB: 0 BB: 0 P: 15	R: 0 E: 0 K: 0 S: 8	H: 1 LOB: 1 BB: 0 P: 12	R: 0 E: 0 K: 2 S: 8	H: 0 LOB: 0 BB: 0 P: 10	R: 2 E: 1 K: 2 S: 14	H: 4 LOB: 2 BB: 0 P: 21	R: 0 E: 0 K: 0 S: 7	H: 0 LOB: 0 BB: 1 P: 12	R: 0 E: 0 K: 0 S: 14	H: 1 LOB: 2 BB: 1 P: 18	R: 0 E: 0 K: 1 S: 9	H: 1 LOB: 3 BB: 2 P: 20	R: 0 E: 0 K: 0 S: 10	H: 1 LOB: 0 BB: 0 P: 12	R: 0 E: 0 K: 1 S: 17	H: 1 LOB: 2 BB: 1 P: 24	1B: 8 2B: 1 3B: 0 HR: 0	SF: 0 SAC: 1 DP: 1 HBP: 0	WP: 0 PB: 0 SB: 0 CS: 1	PA: 40
<b>PITCHER</b>	IP	WLS	BF	H	R	ER	SO	BB	IBB	HBP	BLK	WP	HR	S	P	ERA	WHIP					
48 Carl Pavano, R ERA: 3.28	7.0	W	31	7	2	2	6	3	1	0	0	0	0	10	12	0.00	1.000					
28 Jesse Crain, R ERA: 3.11	1.0		3	1	0	0	0	0	0	0	0	0	0	17	24	0.00	2.000					
60 Jon Rauch, R ERA: 2.83	1.0		5	1	0	0	1	1	0	0	0	0	0	17	24	0.00	2.000					

Minnesota Twins @ Cleveland Indians  
Progressive Field, Cleveland, OH  
Sat Aug 07 2010, 7:09 PM - 9:55 PM EDT  
Att: 27,638 - Partly Cloudy - 78 F

AB 33  
R 2  
H 9  
RBI 2  
BB 5  
SO 7  
LOB 19





Batter	1	2	3	4	5	6	7	8	9	AB	R	H	RBI	BB	SO	LOB	TOP																								
<b>18 Jason Repko, R</b> OBP: 0.386, SLG: 0.608 (1, 8)	G5-3		G5-3						P3		4	1	1	0	0	0																									
<b>1 Orlando Hudson, S</b> OBP: 0.355, SLG: 0.390 (1, 4)	G6-3		F9								3	1	1	2	0	0																									
<b>7 Joe Mauer, L</b> OBP: 0.395, SLG: 0.473 (1, 2)				F8							3	0	1	0	1	1																									
<b>21 Delmon Young, R</b> OBP: 0.352, SLG: 0.523 (1, 7)	G5-3			G6-3	FC5-4						4	0	0	1	0	0																									
<b>16 Jason Kubel, L</b> OBP: 0.342, SLG: 0.447 <b>2 Denard Span, L</b> OBP: 0.338, SLG: 0.357 (9, 8)		G4-3		P6					G6-3		4	0	0	0	0	1																									
<b>5 Michael Cuddyer, R</b> OBP: 0.339, SLG: 0.424 (1, 3)	G6-3								G6-3		0	0	0	0	0	0																									
<b>25 Jim Thome, L</b> OBP: 0.388, SLG: 0.560 (1, 10)									G6-3		3	1	0	0	1	0																									
<b>22 Danny Valencia, R</b> OBP: 0.389, SLG: 0.424 (1, 5)	G1-3										4	0	0	0	0	2																									
<b>27 J.J. Hardy, R</b> OBP: 0.311, SLG: 0.392 (1, 6)	F9								F9		4	1	1	0	0	0																									
<b>Inning Stats</b>	R: 0 H: 1 E: 0 K: 0 S: 14	H: 1 LOB: 1 BB: 0 P: 22	R: 0 H: 1 E: 0 K: 0 S: 13	H: 1 LOB: 1 BB: 0 P: 18	R: 0 H: 0 E: 0 K: 0 S: 6	H: 0 LOB: 0 BB: 0 P: 9	R: 0 H: 0 E: 0 K: 0 S: 4	H: 0 LOB: 0 BB: 0 P: 10	R: 5 H: 4 E: 0 K: 2 S: 19	H: 4 LOB: 1 BB: 2 P: 32	R: 0 H: 0 E: 0 K: 0 S: 8	H: 0 LOB: 1 BB: 1 P: 15	R: 0 H: 0 E: 0 K: 1 S: 9	H: 0 LOB: 0 BB: 0 P: 14	R: 0 H: 0 E: 0 K: 0 S: 10	H: 0 LOB: 0 BB: 0 P: 17	R: 0 H: 0 E: 0 K: 1 S: 10	H: 0 LOB: 0 BB: 0 P: 13	1B: 3 2B: 2 3B: 0 HR: 1	SF: 0 SAC: 1 DP: 0 HBP: 1	WP: 1 PB: 0 SB: 0 CS: 0	PA: 37																			
<b>PITCHER</b>	IP	WLS	BF	H	R	ER	SO	BB	IBB	HBP	BLK	WP	HR	S	P	ERA	WHIP	<b>PITCHER</b>							IP	WLS	BF	H	R	ER	SO	BB	IBB	HBP	BLK	WP	HR	S	P	ERA	WHIP
<b>28 David Huff, L</b> ERA: 6.21 (1, 1)	4.1	L	21	6	5	5	1	2	0	0	0	1	1	51	86	10.38	1.846																								
<b>39 Justin Germano, R</b> ERA: (7, 1)	2.0		8	0	0	0	1	1	0	1	0	0	0	17	28	0.00	0.500																								
<b>53 Rafael Perez, L</b> ERA: 3.51 (7, 1)	1.2		5	0	0	0	1	0	0	0	0	0	0	15	23	0.00	0.000																								
<b>54 Chris Perez, R</b> ERA: 2.38 (9, 1)	1.0		3	0	0	0	1	0	0	0	0	0	0	10	13	0.00	0.000																								
<b>23 Michael Brantley, L</b> OBP: 0.298, SLG: 0.228 (1, 8)	L8																																								
<b>13 Adrián Cabrera, S</b> OBP: 0.311, SLG: 0.345 (1, 6)	G5-3		G5-3																																						
<b>17 Shin-Soo Choo, L</b> OBP: 0.392, SLG: 0.481 (1, 9)				G1-3																																					
<b>47 Shelley Duncan, R</b> OBP: 0.351, SLG: 0.459 (1, 10)	F8																																								
<b>7 Matt LaPorta, R</b> OBP: 0.330, SLG: 0.401 (1, 3)																																									
<b>25 Andy Marte, R</b> OBP: 0.284, SLG: 0.354 <b>35 Jordan Brown, L</b> OBP: 0.273, SLG: 0.333 (8, FH)	F8																																								
<b>4 Trevor Crowe, S</b> OBP: 0.316, SLG: 0.350 (1, 7)																																									
<b>16 Jason Donald, R</b> OBP: 0.316, SLG: 0.401 (1, 4)																																									
<b>6 Lou Marson, R</b> OBP: 0.263, SLG: 0.272 (1, 2)	G6-4-3																																								
<b>Inning Stats</b>	R: 3 H: 3 E: 0 K: 0 S: 11	H: 3 LOB: 0 BB: 0 P: 18	R: 1 H: 2 E: 1 K: 0 S: 9	H: 2 LOB: 0 BB: 0 P: 14	R: 0 H: 0 E: 0 K: 0 S: 9	H: 0 LOB: 0 BB: 0 P: 13	R: 0 H: 2 E: 0 K: 0 S: 11	H: 2 LOB: 2 BB: 0 P: 14	R: 0 H: 0 E: 0 K: 1 S: 6	H: 0 LOB: 0 BB: 0 P: 12	R: 0 H: 2 E: 0 K: 1 S: 10	H: 2 LOB: 2 BB: 0 P: 17	R: 0 H: 0 E: 0 K: 1 S: 7	H: 0 LOB: 0 BB: 0 P: 11	R: 0 H: 0 E: 0 K: 0 S: 7	H: 0 LOB: 0 BB: 0 P: 9	R: 0 H: 0 E: 0 K: 2 S: 11	H: 0 LOB: 0 BB: 0 P: 13	1B: 7 2B: 0 3B: 1 HR: 1	SF: 0 SAC: 0 DP: 1 HBP: 0	WP: 0 PB: 0 SB: 0 CS: 0	PA: 35																			
<b>PITCHER</b>	IP	WLS	BF	H	R	ER	SO	BB	IBB	HBP	BLK	WP	HR	S	P	ERA	WHIP	<b>PITCHER</b>							IP	WLS	BF	H	R	ER	SO	BB	IBB	HBP	BLK	WP	HR	S	P	ERA	WHIP
<b>52 Brian Duensing, L</b> ERA: 2.27 (1, 1)	7.1	W	30	9	4	3	0	0	0	0	0	0	0	3	4	0.00	0.000																								
<b>54 Matt Guerrier, R</b> ERA: 3.4 (8, 1)	0.2	H	2	0	0	0	0	0	0	0	0	0	0	3	4	0.00	0.000																								
<b>55 Matt Capps, R</b> ERA: 2.65 (9, 1)	1.0	S	3	0	0	0	2	0	0	0	0	0	0	11	13	0.00	0.000																								

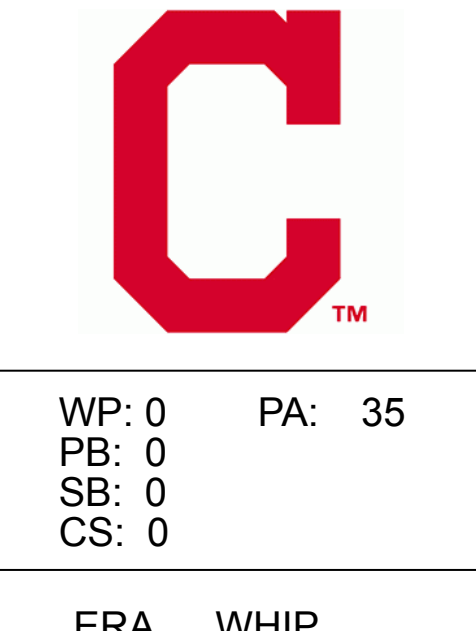
Minnesota Twins @ Cleveland Indians  
Progressive Field, Cleveland, OH  
Sun Aug 08 2010, 1:09 PM - 3:50 PM EDT  
Att: 17,427 - Partly Cloudy - 84 F

AB	32
R	5
H	6
RBI	5
BB	3
SO	4
LOB	8



Minnesota Twins @ Cleveland Indians  
Progressive Field, Cleveland, OH  
Sun Aug 08 2010, 1:09 PM - 3:50 PM EDT  
Att: 17,427 - Partly Cloudy - 84 F

AB	35
R	4
H	9
RBI	3
BB	0
SO	5
LOB	11





Batter	1	2	3	4	5	6	7	8	9	AB	R	H	RBI	BB	SO	LOB	TOP					
1 Brian Roberts, S OBP: 0.352, SLG: 0.405										4	1	3	1	1	0	1						
21 Nick Markakis, L OBP: 0.375, SLG: 0.440										4	1	1	0	1	1	4						
23 Ty Wigginton, R OBP: 0.333, SLG: 0.455										5	0	1	0	0	0	5						
30 Luke Scott, L OBP: 0.353, SLG: 0.576										4	0	1	1	0	0	3						
10 Adam Jones, R OBP: 0.317, SLG: 0.448										3	0	2	0	0	0	0						
18 Felix Pie, L OBP: 0.317, SLG: 0.462										4	1	1	0	0	0	3						
32 Matt Wieters, S OBP: 0.321, SLG: 0.372										3	0	0	0	1	0	1						
3 Cesar Izturis, S OBP: 0.292, SLG: 0.286										4	0	1	1	0	1	1						
37 Josh Bell, S OBP: 0.212, SLG: 0.231										4	0	3	0	0	1	2						
<b>Inning Stats</b>	R: 1 E: 0 K: 0 S: 12	H: 2 LOB: 2 BB: 0 P: 18	R: 0 E: 0 K: 0 S: 7	H: 1 LOB: 0 BB: 0 P: 10	R: 0 E: 0 K: 0 S: 6	H: 1 LOB: 0 BB: 0 P: 9	R: 1 E: 0 K: 1 S: 15	H: 2 LOB: 2 BB: 1 P: 25	R: 1 E: 0 K: 0 S: 16	H: 4 LOB: 2 BB: 0 P: 19	R: 0 E: 0 K: 0 S: 5	H: 0 LOB: 0 BB: 0 P: 6	R: 0 E: 0 K: 0 S: 12	H: 1 LOB: 2 BB: 1 P: 20	R: 0 E: 0 K: 1 S: 11	H: 1 LOB: 1 BB: 0 P: 14	R: 0 E: 0 K: 1 S: 11	H: 1 LOB: 1 BB: 1 P: 16	1B: 11 2B: 2 3B: 0 HR: 1	SF: 0 SAC: 0 DP: 3 HBP: 1	WP: 0 PB: 1 SB: 0 CS: 1	PA: 40
<b>PITCHER</b>	IP WLS BF H R ER SO BB IBB HBP BLK WP HR S P ERA WHIP																					
43 Josh Tomlin, R ERA: 2.96	(1, 1) 5.0 L 23 10 3 2 1 1 0 0 1 0 0 1 56 81 3.60 2.200																					
39 Justin Germano, R ERA: 5.04	(6, 1) 1.1 6 1 0 0 0 0 1 0 0 0 0 0 0 11 18 0.00 1.500																					
38 Joe Smith, R ERA: 5.04	(7, 1) 0.1 1 0 0 0 0 0 0 0 0 0 0 0 0 3 4 0.00 0.000																					
53 Rafael Perez, L ERA: 3.4	(7, 1) 1.1 5 1 0 0 1 0 0 0 0 0 0 0 0 14 18 0.00 0.750																					
49 Tony Sipp, L ERA: 5.19	(9, 1) 1.0 4 1 0 0 1 1 0 0 0 0 0 0 0 11 16 0.00 2.000																					

**Baltimore Orioles @ Cleveland Indians**  
 Progressive Field, Cleveland, OH  
 Wed Aug 11 2010, 7:06 PM - 9:39 PM EDT  
 Att: 11,155 - Overcast - 82 F

livebaseballscores.com

AB 35  
 R 3  
 H 13  
 RBI 3  
 BB 3  
 SO 3  
 LOB 20

Batter	1	2	3	4	5	6	7	8	9	AB	R	H	RBI	BB	SO	LOB	BOTTOM			
23 Michael Brantley, L OBP: 0.252, SLG: 0.256										3	0	0	0	1	1	0				
13 Asdrubal Cabrera, S OBP: 0.316, SLG: 0.343										4	0	1	0	0	0	1				
17 Shin-Soo Choo, L OBP: 0.386, SLG: 0.475										4	0	0	0	0	0	2				
47 Shelley Duncan, R OBP: 0.351, SLG: 0.452										2	1	0	0	1	0	0				
35 Jordan Brown, L OBP: 0.310, SLG: 0.407										2	0	0	0	0	0	1				
7 Matt LaPorta, R OBP: 0.320, SLG: 0.388										3	0	0	0	0	0	2				
1 Luis Valbuena, L OBP: 0.259, SLG: 0.243										3	0	1	1	0	1	0				
12 Jayson Nix, R OBP: 0.301, SLG: 0.401										3	0	0	0	0	1	1				
8 Chris Gimenez, R OBP: 0.208, SLG: 0.182										2	0	0	0	0	0	0				
4 Trevor Crowe, S OBP: 0.314, SLG: 0.351										1	0	0	0	0	1	0				
<b>Inning Stats</b>	R: 0 E: 0 K: 1 S: 8	H: 0 LOB: 0 BB: 0 P: 13	R: 0 E: 0 K: 0 S: 6	H: 0 LOB: 0 BB: 0 P: 9	R: 0 E: 0 K: 0 S: 4	H: 0 LOB: 0 BB: 0 P: 8	R: 1 E: 0 K: 0 S: 10	H: 1 LOB: 1 BB: 1 P: 18	R: 0 E: 0 K: 0 S: 5	H: 0 LOB: 0 BB: 0 P: 7	R: 0 E: 0 K: 0 S: 5	H: 0 LOB: 0 BB: 0 P: 7	R: 0 E: 0 K: 2 S: 7	H: 0 LOB: 0 BB: 0 P: 8	R: 0 E: 0 K: 1 S: 12	H: 1 LOB: 1 BB: 0 P: 20	1B: 2 2B: 1 3B: 0 HR: 0	SF: 0 SAC: 0 DP: 2 HBP: 1	WP: 0 PB: 0 SB: 0 CS: 0	PA: 30
<b>PITCHER</b>	IP WLS BF H R ER SO BB IBB HBP BLK WP HR S P ERA WHIP																			
35 Brad Bergesen, R ERA: 5.84	(1, 1) 9.0 W 30 2 1 1 4 2 0 0 1 0 0 0 63 102 1.00 0.444																			

**Baltimore Orioles @ Cleveland Indians**  
 Progressive Field, Cleveland, OH  
 Wed Aug 11 2010, 7:06 PM - 9:39 PM EDT  
 Att: 11,155 - Overcast - 82 F

livebaseballscores.com

AB 27  
 R 1  
 H 2  
 RBI 1  
 BB 2  
 SO 4  
 LOB 7

Batter	1	2	3	4	5	6	7	8	9	AB	R	H	RBI	BB	SO	LOB	TOP										
1 Brian Roberts, S OBP: 0.337, SLG: 0.386	G4-3			F7		F7		G6-3		4	0	0	0	0	0	1	<b>Baltimore Orioles @ Cleveland Indians</b> Progressive Field, Cleveland, OH Thu Aug 12 2010, 7:08 PM - 9:57 PM EDT Att: 14,533 - Clear - 84 F										
21 Nick Markakis, L OBP: 0.374, SLG: 0.439	G6-3			G6-3		K		F8		4	0	1	0	0	1	1											
23 Ty Wigginton, R OBP: 0.333, SLG: 0.453	K			G5-3					G6-3	4	0	1	1	0	1	1											
30 Luke Scott, L OBP: 0.349, SLG: 0.568		G3-1			G5-3			G3		4	0	0	0	0	0	1											
10 Adam Jones, R OBP: 0.317, SLG: 0.447	G6-3				F9				G5-3	4	0	1	0	0	0	0											
18 Felix Pie, L OBP: 0.317, SLG: 0.459	F7							FC4-6		3	0	1	0	0	0	1											
32 Matt Wieters, S OBP: 0.321, SLG: 0.372				K						3	0	1	0	0	2	1											
3 Cesar Izturis, S OBP: 0.290, SLG: 0.283				P6						3	0	0	0	0	0	3											
37 Josh Bell, S OBP: 0.218, SLG: 0.255	G4-3							G5-3		3	1	1	0	0	0	0											
<b>Inning Stats</b>	R: 0 E: 0 K: 1 S: 10	H: 1 LOB: 1 BB: 0 P: 15	R: 0 E: 0 K: 0 S: 4	H: 0 LOB: 0 BB: 0 P: 6	R: 0 E: 0 K: 1 S: 9	H: 0 LOB: 0 BB: 0 P: 17	R: 0 E: 0 K: 0 S: 5	H: 0 LOB: 0 BB: 0 P: 10	R: 0 E: 0 K: 1 S: 12	H: 2 LOB: 2 BB: 0 P: 16	R: 1 E: 0 K: 1 S: 12	H: 2 LOB: 1 BB: 0 P: 23	R: 0 E: 0 K: 1 S: 13	H: 1 LOB: 1 BB: 0 P: 14	R: 0 E: 0 K: 0 S: 8	H: 0 LOB: 0 BB: 0 P: 11	R: 0 E: 0 K: 0 S: 8	H: 0 LOB: 0 BB: 0 P: 9	1B: 5 2B: 2 3B: 0 HR: 0	SF: 0 SAC: 0 DP: 1 HBP: 0	WP: 0 PB: 0 SB: 0 CS: 1	PA: 32					
<b>PITCHER</b>	IP	WLS	BF	H	R	ER	SO	BB	IBB	HBP	BLK	WP	HR	S	P	ERA	WHIP										
58 Jeanmar Gómez, R ERA: 1.54	6.0	W	23	6	1	1	3	0	0	0	0	0	0	50	88	1.50	1.000										
53 Rafael Perez, L ERA: 3.25	2.0	H	6	0	0	0	1	0	0	0	0	0	0	20	24	0.00	0.000										
54 Chris Perez, R ERA: 2.33	1.0	S	3	0	0	0	0	0	0	0	0	0	0	8	9	0.00	0.000										

AB	32
R	1
H	6
RBI	1
BB	0
SO	4
LOB	9



Batter	1	2	3	4	5	6	7	8	9	AB	R	H	RBI	BB	SO	LOB	BOTTOM										
23 Michael Brantley, L OBP: 0.271, SLG: 0.278	G4-3	L8								5	1	4	0	0	0	1	<b>Baltimore Orioles @ Cleveland Indians</b> Progressive Field, Cleveland, OH Thu Aug 12 2010, 7:08 PM - 9:57 PM EDT Att: 14,533 - Clear - 84 F										
13 Asdrúbal Cabrera, S OBP: 0.326, SLG: 0.347	G4-3			P6						3	0	2	1	1	0	2											
17 Shin-Soo Choo, L OBP: 0.384, SLG: 0.470	F7	G3								4	1	0	0	0	1	8											
47 Shelley Duncan, R OBP: 0.342, SLG: 0.439	G4-3			F9		P3				4	0	0	0	0	0	3											
4 Trevor Crowe, S OBP: 0.316, SLG: 0.356	G4-3			G4-3		L9				4	0	2	2	0	0	0											
7 Matt LaPorta, R OBP: 0.316, SLG: 0.382	G4-3			P4		G6-3				4	0	0	0	0	0	3											
16 Jason Donald, R OBP: 0.318, SLG: 0.490				K2-3		G5-3				4	1	1	0	0	1	1											
25 Andy Marte, R OBP: 0.292, SLG: 0.370										4	1	2	0	0	0	0											
6 Lou Marson, R OBP: 0.257, SLG: 0.261										4	0	0	1	0	0	3											
<b>Inning Stats</b>	R: 1 E: 0 K: 0 S: 17	H: 3 LOB: 2 BB: 0 P: 25	R: 0 E: 0 K: 0 S: 14	H: 2 LOB: 2 BB: 0 P: 23	R: 0 E: 0 K: 1 S: 12	H: 0 LOB: 0 BB: 0 P: 7	R: 0 E: 0 K: 1 S: 12	H: 2 LOB: 2 BB: 0 P: 19	R: 1 E: 0 K: 0 S: 7	H: 1 LOB: 1 BB: 0 P: 11	R: 0 E: 0 K: 0 S: 7	H: 1 LOB: 2 BB: 1 P: 16	R: 0 E: 0 K: 0 S: 7	H: 0 LOB: 0 BB: 0 P: 12	R: 1 E: 1 K: 1 S: 18	H: 2 LOB: 2 BB: 0 P: 24	1B: 9 2B: 2 3B: 0 HR: 0	SF: 0 SAC: 0 DP: 0 HBP: 2	WP: 1 PB: 0 SB: 1 CS: 0	PA: 39							
<b>PITCHER</b>	IP	WLS	BF	H	R	ER	SO	BB	IBB	HBP	BLK	WP	HR	S	P	ERA	WHIP										
34 Kevin Millwood, R ERA: 5.74	7.0	L	33	9	3	3	1	1	0	2	0	0	0	69	113	3.86	1.429										
49 Jason Berken, R ERA: 3.03	0.2		5	2	1	0	0	0	0	0	0	0	0	15	20	0.00	3.000										
27 Mark Hendrickson, L ERA: 5.1	0.1		1	0	0	0	1	0	0	0	0	0	0	3	4	0.00	0.000										

AB	36
R	4
H	11
RBI	4
BB	1
SO	2
LOB	21



Batter	1	2	3	4	5	6	7	8	9	AB R H RBI BB SO LOB	TOP											
51 Ichiro Suzuki, L OBP: 0.359, SLG: 0.384	 1-1 G3-1 1B		 0-0 1B			 3-2 1-2 K	 1-3 1-3 K		 0-3 2 K	5 1 2 0 0 3 4	Seattle Mariners @ Cleveland Indians Progressive Field, Cleveland, OH Fri Aug 13 2010, 7:07 PM - 9:37 PM EDT Att: 26,424 - Partly Cloudy - 83 F											
9 Chone Figgins, S OBP: 0.342, SLG: 0.300	 2-2 G3-1 1-3 1B		 1-0 L8 3 1B		 4-2 2-3 BB	 0-0 G4-3 2 1B		 0-0 G3 3 1B	4 0 0 0 1 0 5													
30 Russell Branyan, L OBP: 0.323, SLG: 0.460	 1-1 G4-3 3-H 2B			 0-0 G4-3 21 13 1B	 2-3 1-2 K		 1-3 K		4 1 1 1 0 2 3													
4 Jose Lopez, R OBP: 0.271, SLG: 0.330	 2-2 G5-3 1B			 3-1 L4 1B		 1-2 21 2B 1B		 0-1 G6-3 1B	4 0 1 0 0 0 1													
21 Franklin Gutierrez, R OBP: 0.319, SLG: 0.376		 1-3 K		 0-0 G4-3 1B		 3-2 10 E 2B		 0-1 P4 1B	4 1 1 0 0 1 1													
13 Casey Kotchman, L OBP: 0.284, SLG: 0.337	 1-2 G4-3 1B			 1-0 10 55 1B		 0-1 G4-3 1B		 0-0 G3 1B	4 0 1 1 0 0 1													
10 Adam Moore, R OBP: 0.202, SLG: 0.271				 2-3 K		 2-2 E4 1B			 1-0 G6-3 1B	4 0 1 0 0 1 0												
55 Michael Saunders, L OBP: 0.308, SLG: 0.419			 2-2 G4-3 1B		 0-0 1-2 1B		 1-0 G3-1 1B		 4-1 16 1B BB	3 0 1 0 1 0 1												
16 Josh Wilson, R OBP: 0.306, SLG: 0.332	 1-1 G5-3 1B				 1-0 9 WP 51 S HBP		 2-1 9 G4-3 2B		 1-0 1 SAFE 1-3 1B	3 0 2 0 0 0 0												
<b>Inning Stats</b>	R: 1 H: 1 E: 0 K: 0 S: 10	H: 1 BB: 0 P: 16	R: 0 H: 0 E: 0 K: 2 S: 10	H: 0 BB: 0 P: 14	R: 0 H: 1 E: 0 K: 0 S: 8	H: 1 BB: 0 P: 12	R: 1 H: 4 E: 0 K: 0 S: 8	H: 2 BB: 0 P: 22	R: 0 H: 1 E: 0 K: 2 S: 9	H: 0 BB: 0 P: 13		R: 0 H: 0 E: 0 K: 0 S: 5	H: 1 BB: 1 P: 13	R: 0 H: 1 E: 0 K: 1 S: 7	H: 0 BB: 0 P: 5	R: 0 H: 0 E: 0 K: 0 S: 7	H: 1 BB: 2 P: 13	R: 0 H: 0 E: 0 K: 0 S: 7	H: 1 BB: 1 P: 13	1B: 7 2B: 3 3B: 0 HR: 0	SF: 0 SAC: 0 DP: 0 HBP: 1	WP: 1 PB: 0 SB: 2 CS: 1
<b>PITCHER</b>	IP WLS BF H R ER SO BB IBB HBP BLK WP HR S P ERA WHIP	6.0 L 27 9 3 2 4 1 0 0 0 1 0 65 102 3.00 1.667	1.0 3 0 0 0 2 0 0 0 0 0 0 5 5 0.00 0.000	1.0 3 0 0 0 0 0 0 0 0 0 0 5 5 0.00 0.000	1.0 5 1 0 0 1 1 0 0 0 0 0 7 13 0.00 2.000																	

Batter	1	2	3	4	5	6	7	8	9	AB R H RBI BB SO LOB	BOTTOM									
23 Michael Brantley, L OBP: 0.271, SLG: 0.277	 3-2 L9 1B		 2-3 K			 2-2 13 17 1B		 1-1 G3 1B		4 1 1 0 0 1 1	Seattle Mariners @ Cleveland Indians Progressive Field, Cleveland, OH Fri Aug 13 2010, 7:07 PM - 9:37 PM EDT Att: 26,424 - Partly Cloudy - 83 F									
13 Adrián Cabrera, S OBP: 0.359, SLG: 0.350	 1-2 35 G3 17 1B		 3-2 L7 1B		 2-3 K		 2-1 4 FC6 1B		4 0 2 0 0 1 1											
17 Shin-Soo Choo, L OBP: 0.385, SLG: 0.470	 0-0 35 G3 1B		 2-2 G4-3 1B		 1-2 2-H 1B		 3-1 F7 1B		4 0 2 1 0 0 1											
35 Jordan Brown, L OBP: 0.273, SLG: 0.355	 2-1 G3 1B		 0-1 G3-1 1B		 0-0 F7 1B		 0-2 F7 1B		4 0 0 0 0 0 4											
4 Trevor Crowe, S OBP: 0.312, SLG: 0.352	 1-3 K			 1-0 G3 1B		 2-1 G6-3 1B		 1-1 FC6 1-2f 1B	4 0 0 0 0 1 3											
25 Andy Marte, R OBP: 0.291, SLG: 0.365		 1-1 G5-3 1B		 0-1 F8 1B		 0-0 1 G6-4-3 1B		 0-3 K	4 0 1 0 0 1 0											
1 Luis Valbuena, L OBP: 0.259, SLG: 0.239				 1-3 K		 2-2 G6-4-3 1-2f 1B		 0-3 K	3 0 0 0 0 2 1											
16 Jason Donald, R OBP: 0.318, SLG: 0.404		 2-2 8 2B			 1-0 G4-3 1B		 0-1 G6-3 1B		 2-1 F9 1B	3 1 1 0 0 0 1										
47 Shelley Duncan, R (9, PH) OBP: 0.340, SLG: 0.435							 1-3 K		 1-1 F9 1B	1 0 0 0 0 0 0										
8 Chris Gimenez, R OBP: 0.231, SLG: 0.250					 1-0 2B					2 0 1 1 0 1 0										
12 Jayson Nix, R (7, PH) OBP: 0.299, SLG: 0.399										1 0 0 0 0 1 0										
6 Lou Marson, R OBP: 0.257, SLG: 0.261										0 0 0 0 0 0 0										
<b>Inning Stats</b>	R: 0 H: 2 E: 0 K: 1 S: 13	H: 2 BB: 0 P: 20	R: 1 H: 2 E: 0 K: 2 S: 13	H: 2 BB: 0 P: 20	R: 0 H: 0 E: 0 K: 0 S: 9	H: 0 BB: 0 P: 14	R: 0 H: 0 E: 0 K: 0 S: 4	R: 1 H: 2 E: 0 K: 2 S: 13	H: 1 BB: 0 P: 13	R: 0 H: 0 E: 0 K: 1 S: 7	H: 0 BB: 0 P: 9	R: 0 H: 1 E: 0 K: 0 S: 9	R: 0 H: 0 E: 0 K: 0 S: 15	R: 0 H: 0 E: 0 K: 2 S: 10	R: 0 H: 0 E: 0 K: 0 S: 10	R: 0 H: 0 E: 0 K: 0 S: 12	1B: 6 2B: 2 3B: 0 HR: 0	SF: 0 SAC: 0 DP: 1 HBP: 1	WP: 0 PB: 0 SB: 1 CS: 0	PA: 35
<b>PITCHER</b>	IP WLS BF H R ER SO BB IBB HBP BLK WP HR S P ERA WHIP	6.0 W 25 9 2 2 2 5 0 0 0 0 0 0 7 9 3.00 1.167	1.0 H 3 0 0 0 1 0 0 0 0 0 0 0 7 9 0.00 0.000	1.0 H 4 1 0 0 0 0 0 0 0 0 0 0 9 15 0.00 1.000	1.0 S 3 0 0 0 2 0 0 0 0 0 0 0 10 12 0.00 0.000															

Batter	1	2	3	4	5	6	7	8	9	AB	R	H	RBI	BB	SO	LOB	TOP					
51 Ichiro Suzuki, L (1, 9) OBP: 0.391, SLG: 0.385										4	1	2	1	1	0	0	<b>Seattle Mariners @ Cleveland Indians</b> Progressive Field, Cleveland, OH Sat Aug 14 2010, 7:07 PM - 9:56 PM EDT Att: 25,980 - Overcast - 75 F					
9 Chone Figgins, S (1, 4) OBP: 0.342, SLG: 0.301										5	0	2	0	0	1	4						
30 Russell Branyan, L (1, 10) OBP: 0.325, SLG: 0.468										4	1	1	1	1	0	1						
4 Jose Lopez, R (1, 5) OBP: 0.270, SLG: 0.329										5	1	1	0	0	0	2						
21 Franklin Gutierrez, R (1, 8) OBP: 0.319, SLG: 0.374										5	2	1	0	0	1	1						
13 Casey Kotchman, L (1, 3) OBP: 0.282, SLG: 0.344										5	2	1	2	0	1	2						
26 Josh Bard, S (1, 2) OBP: 0.330, SLG: 0.449										5	2	4	4	0	0	0						
55 Michael Saunders, L (1, 7) OBP: 0.306, SLG: 0.410										4	0	0	0	1	0	2						
16 Josh Wilson, R (1, 6) OBP: 0.305, SLG: 0.330										4	0	1	0	0	0	0						
<b>Inning Stats</b>	R: 1 E: 0 K: 0 S: 6	H: 2 LOB: 0 BB: 0 P: 12	R: 0 E: 0 K: 1 S: 7	H: 1 LOB: 1 BB: 0 P: 10	R: 0 E: 0 K: 1 S: 13	H: 1 LOB: 2 BB: 1 P: 20	R: 1 E: 0 K: 1 S: 19	H: 2 LOB: 3 BB: 2 P: 31	R: 5 E: 2 K: 1 S: 26	H: 4 LOB: 1 BB: 0 P: 35	R: 2 E: 0 K: 0 S: 16	H: 3 LOB: 1 BB: 0 P: 31	R: 0 E: 0 K: 0 S: 4	H: 0 LOB: 0 BB: 0 P: 7	R: 0 E: 0 K: 0 S: 6	H: 0 LOB: 0 BB: 0 P: 7		R: 0 E: 0 K: 0 S: 9	H: 0 LOB: 0 BB: 0 P: 13	1B: 9 2B: 1 3B: 0 HR: 3	SF: 0 SAC: 0 DP: 1 HBP: 0	WP: 0 PB: 0 SB: 1 CS: 0
<b>PITCHER</b>	IP WLS BF H R ER SO BB IBB HBP BLK WP HR S P ERA WHIP	IP WLS BF H R ER SO BB IBB HBP BLK WP HR S P ERA WHIP																				
51 Mitch Talbot, R (1, 1) ERA: 4.25	4.0	L	24	8	6	5	2	3	0	0	0	0	0	0	0	0	11.25	2.750				
57 Hector Ambriz, R (5, 1) ERA: 5.49	2.0		11	5	3	2	1	0	0	0	0	0	0	0	2	30	9.00	2.500				
56 Frank Herrmann, R (7, 1) ERA: 4.66	3.0		9	0	0	0	0	0	0	0	0	0	0	0	19	27	0.00	0.000				
<b>Batter</b>	<b>1</b>	<b>2</b>	<b>3</b>	<b>4</b>	<b>5</b>	<b>6</b>	<b>7</b>	<b>8</b>	<b>9</b>	<b>AB</b>	<b>R</b>	<b>H</b>	<b>RBI</b>	<b>BB</b>	<b>SO</b>	<b>LOB</b>	<b>BOTTOM</b>					
23 Michael Brantley, L (1, 8) OBP: 0.264, SLG: 0.269										4	0	0	0	0	0	1	<b>Seattle Mariners @ Cleveland Indians</b> Progressive Field, Cleveland, OH Sat Aug 14 2010, 7:07 PM - 9:56 PM EDT Att: 25,980 - Overcast - 75 F					
13 Adrián Beltrán, S (1, 6) OBP: 0.332, SLG: 0.357										4	1	2	0	0	0	1						
17 Shin-Soo Choo, L (1, 9) OBP: 0.386, SLG: 0.469										3	0	1	0	1	0	1						
47 Shelley Duncan, R (1, 7) OBP: 0.331, SLG: 0.424										4	0	0	0	0	2	3						
12 Jayson Nix, R (1, 10) OBP: 0.303, SLG: 0.423										4	2	2	2	0	1	0						
7 Matt LaPorta, R (1, 3) OBP: 0.315, SLG: 0.378										3	0	0	0	1	0	0						
25 Andy Marte, R (1, 5) OBP: 0.289, SLG: 0.361										4	0	1	1	0	1	0						
16 Jason Donald, R (1, 4) OBP: 0.318, SLG: 0.400										2	0	0	0	1	1	0						
6 Lou Marson, R (1, 2) OBP: 0.253, SLG: 0.256										3	0	0	0	0	0	1						
<b>Inning Stats</b>	R: 0 E: 0 K: 1 S: 8	H: 1 LOB: 1 BB: 1 P: 15	R: 0 E: 0 K: 1 S: 9	H: 0 LOB: 0 BB: 0 P: 11	R: 0 E: 0 K: 1 S: 6	H: 0 LOB: 0 BB: 0 P: 8	R: 2 E: 0 K: 0 S: 14	H: 3 LOB: 1 BB: 1 P: 25	R: 0 E: 0 K: 0 S: 7	H: 0 LOB: 0 BB: 1 P: 11	R: 1 E: 0 K: 1 S: 8	H: 1 LOB: 0 BB: 0 P: 15	R: 0 E: 0 K: 0 S: 5	H: 0 LOB: 0 BB: 0 P: 7	R: 0 E: 0 K: 0 S: 13	H: 1 LOB: 1 BB: 0 P: 18		R: 0 E: 0 K: 1 S: 8	H: 0 LOB: 0 BB: 0 P: 13	1B: 3 2B: 2 3B: 0 HR: 1	SF: 0 SAC: 0 DP: 0 HBP: 0	WP: 0 PB: 0 SB: 1 CS: 0
<b>PITCHER</b>	IP WLS BF H R ER SO BB IBB HBP BLK WP HR S P ERA WHIP	IP WLS BF H R ER SO BB IBB HBP BLK WP HR S P ERA WHIP																				
38 Jason Vargas, L (1, 1) ERA: 3.15	7.0	W	27	5	3	3	4	3	0	0	0	0	0	0	0	0	3.86	1.143				
49 Garrett Olson, L (8, 1) ERA: 6.43	1.0		4	1	0	0	0	0	0	0	0	0	0	0	13	18	0.00	1.000				
50 Jamey Wright, R (9, 1) ERA: 4.91	1.0		3	0	0	0	1	0	0	0	0	0	0	8	13	0.00	0.000					

Batter	1	2	3	4	5	6	7	8	9	AB	R	H	RBI	BB	SO	LOB	TOP			
51 Ichiro Suzuki, L (1, 9) OBP: 0.361, SLG: 0.383			F 92 X SL 92 1-1 G6-3		B SI 90 F SI 91 X SL 91 2-0 L3			M SL 87 R SL 88 X FF 86 1-1 G4-3		3	0	0	0	1	0	3	<b>Seattle Mariners @ Cleveland Indians</b> Progressive Field, Cleveland, OH Sun Aug 15 20:10, 1:07 PM - 3:54 PM EDT Att: 14,888 - Partly Cloudy - 84 F			
12 Ryan Langerhans, L (8, 9) OBP: 0.374, SLG: 0.370			F 92 X SL 92 1-2 F7		X FF 92 0-0 B3			B FF 86 C SL 91 X SL 91 1-2 K		3	0	0	0	1	1	3				
9 Chone Figgins, S (1, 4) OBP: 0.347, SLG: 0.299			C SI 91 F SI 94 X SL 93 1-2 F7		B SI 90 F SI 91 X SL 91 4-0 BB			B SI 87 R SL 88 X SL 88 4-0 BB		1	1	0	0	3	1	2				
30 Russell Branyan, L (1, 10) OBP: 0.330, SLG: 0.467			B SI 88 F SI 89 X SL 88 3-2 F9-3		B SI 91 F SI 92 X SL 91 2-1 F7			B SI 87 R SL 88 X SL 88 1-2 BB		4	0	1	0	0	0	4				
4 Jose Lopez, R (1, 5) OBP: 0.270, SLG: 0.328			C SI 91 F SI 92 X SL 91 3-3 K		B SI 90 F SI 91 X SL 91 3-2 P6			B SI 87 R SL 88 X SL 88 3-2 1B		4	0	1	1	0	1	3				
21 Franklin Gutierrez, R (1, 8) OBP: 0.317, SLG: 0.373			B SI 90 F SI 91 X SL 91 1-0 FC1-5		B SI 90 F SI 91 X SL 91 3-2 K			B SI 87 R SL 88 X SL 88 3-2 1B		4	0	1	0	0	1	3				
13 Casey Kotchman, L (1, 3) OBP: 0.282, SLG: 0.347			B SI 90 F SI 91 X SL 91 4-1 BB		B SI 91 F SI 92 X SL 92 2-0 F8			B SI 87 R SL 88 X SL 88 1-3 K		3	0	0	0	1	1	0				
10 Adam Moore, R (1, 2) OBP: 0.204, SLG: 0.261			C SI 91 F SI 92 X SL 91 2-1 FC1-5		B SI 90 F SI 91 X SL 91 0-0 B1			B SI 87 R SL 88 X SL 88 0-3 K		4	0	0	0	0	2	2				
55 Michael Saunders, L (1, 7) OBP: 0.300, SLG: 0.402			B SI 90 F SI 91 X SL 91 4-2 BB		B SI 90 F SI 91 X SL 91 2-3 K			B SI 87 R SL 88 X SL 88 0-0 L6		2	0	0	0	1	1	0				
6 Chris Woodward, R (1, 6) OBP: 0.189, SLG: 0.225			B SI 90 F SI 91 X SL 91 1-0 BB		B SI 90 F SI 91 X SL 91 1-2 BB			B SI 87 R SL 88 X SL 88 0-0 L6		1	0	0	0	0	0	0				
<b>Inning Stats</b>	R: 0 H: 0 E: 0 K: 1 S: 7	H: 0 LOB: 2 BB: 2 P: 17	R: 0 H: 0 E: 0 K: 1 S: 7	H: 0 LOB: 0 BB: 0 P: 12	R: 0 H: 0 E: 0 K: 0 S: 11	H: 0 LOB: 0 BB: 1 P: 14	R: 0 H: 0 E: 0 K: 1 S: 6	H: 0 LOB: 0 BB: 1 P: 16	R: 0 H: 1 E: 0 K: 0 S: 8	H: 0 LOB: 3 BB: 2 P: 21	R: 0 H: 0 E: 0 K: 0 S: 10	H: 0 LOB: 0 BB: 0 P: 10	R: 0 H: 2 E: 0 K: 2 S: 16	H: 2 LOB: 2 BB: 2 P: 26	R: 0 H: 0 E: 0 K: 2 S: 7	H: 0 LOB: 0 BB: 0 P: 8	1B: 2 2B: 2 HR: 0	SF: 0 SAC: 0 DP: 1 HBP: 0	WP: 0 PB: 0 SB: 0 CS: 0	PA: 36
<b>PITCHER</b>	IP WLS BF H R ER SO BB IBB HBP BLK WP HR S P ERA WHIP	IP WLS BF H R ER SO BB IBB HBP BLK WP HR S P ERA WHIP	IP WLS BF H R ER SO BB IBB HBP BLK WP HR S P ERA WHIP	IP WLS BF H R ER SO BB IBB HBP BLK WP HR S P ERA WHIP	IP WLS BF H R ER SO BB IBB HBP BLK WP HR S P ERA WHIP	IP WLS BF H R ER SO BB IBB HBP BLK WP HR S P ERA WHIP	IP WLS BF H R ER SO BB IBB HBP BLK WP HR S P ERA WHIP	IP WLS BF H R ER SO BB IBB HBP BLK WP HR S P ERA WHIP	IP WLS BF H R ER SO BB IBB HBP BLK WP HR S P ERA WHIP	IP WLS BF H R ER SO BB IBB HBP BLK WP HR S P ERA WHIP	IP WLS BF H R ER SO BB IBB HBP BLK WP HR S P ERA WHIP	IP WLS BF H R ER SO BB IBB HBP BLK WP HR S P ERA WHIP	IP WLS BF H R ER SO BB IBB HBP BLK WP HR S P ERA WHIP	IP WLS BF H R ER SO BB IBB HBP BLK WP HR S P ERA WHIP	IP WLS BF H R ER SO BB IBB HBP BLK WP HR S P ERA WHIP					

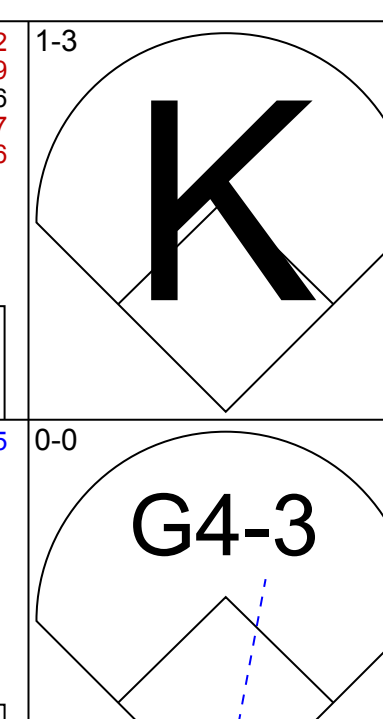
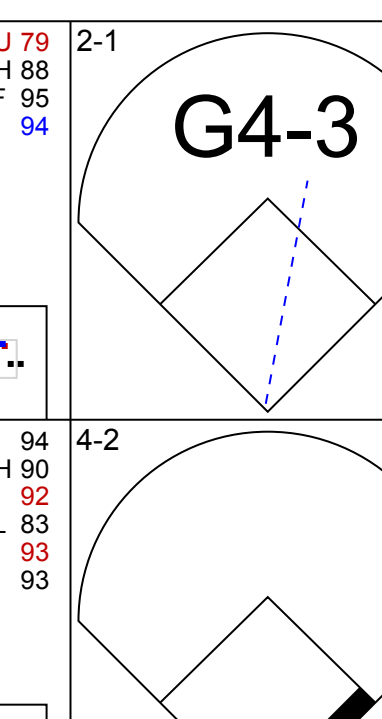
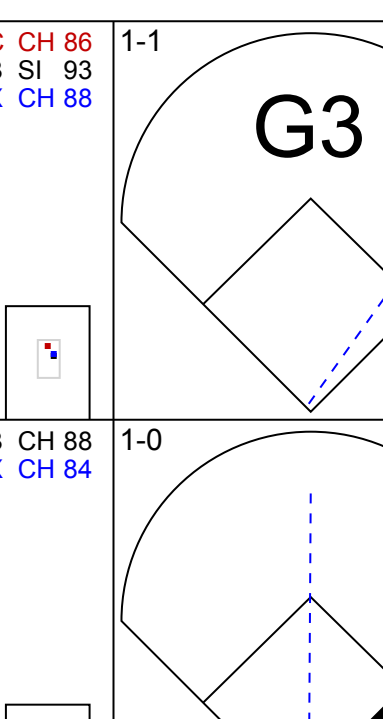
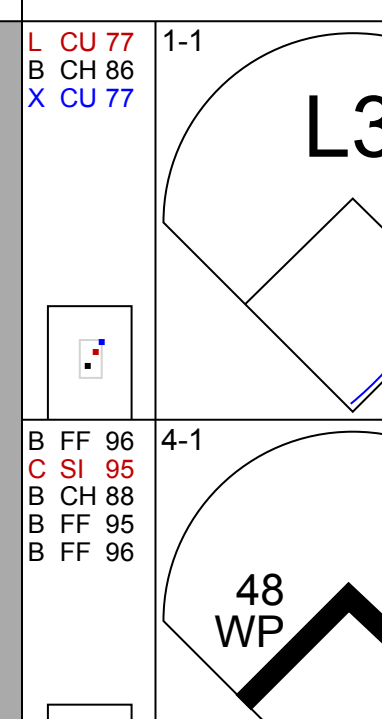
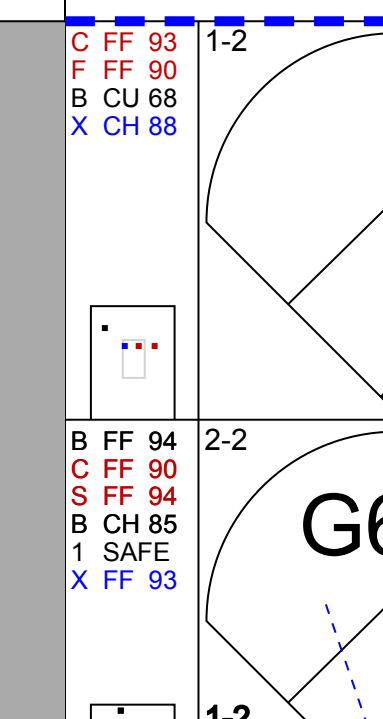
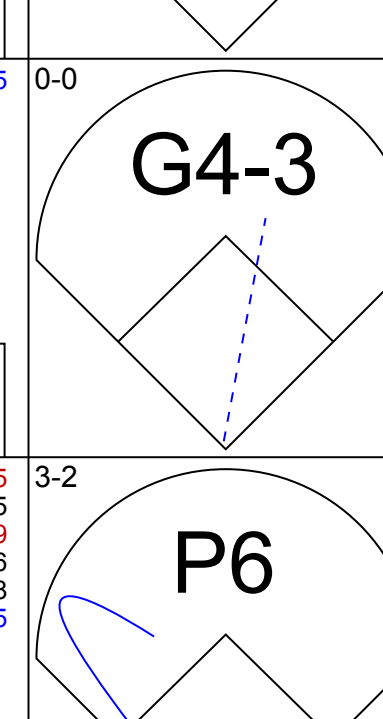
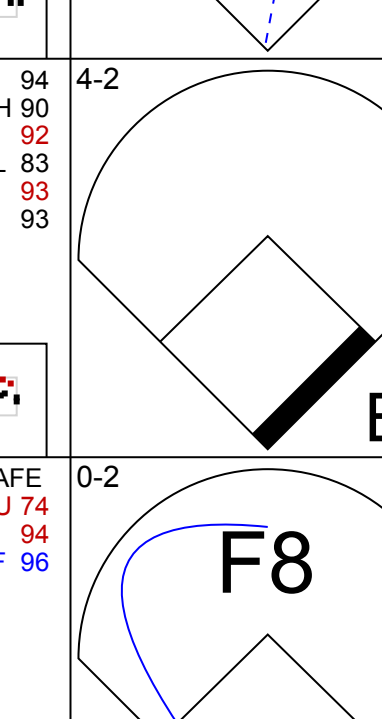
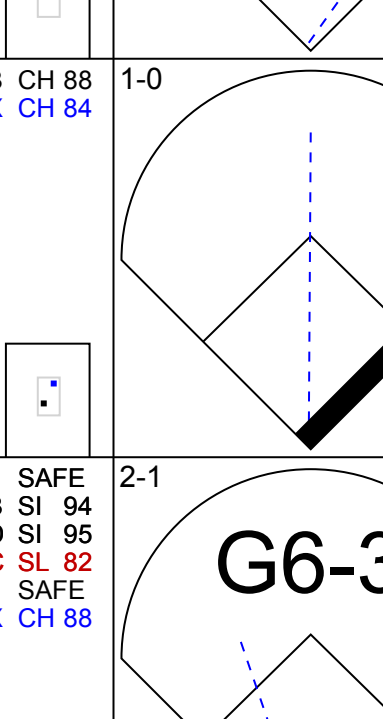
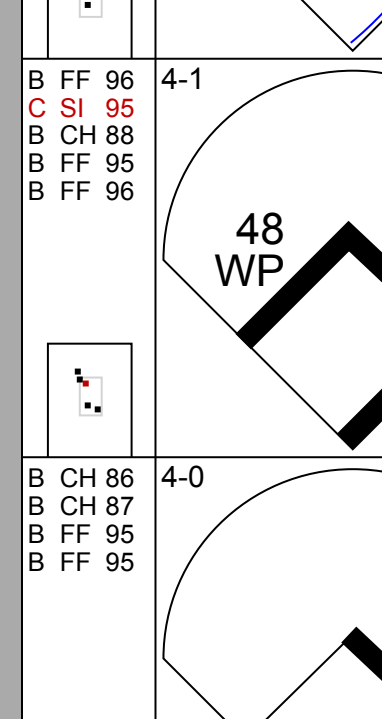
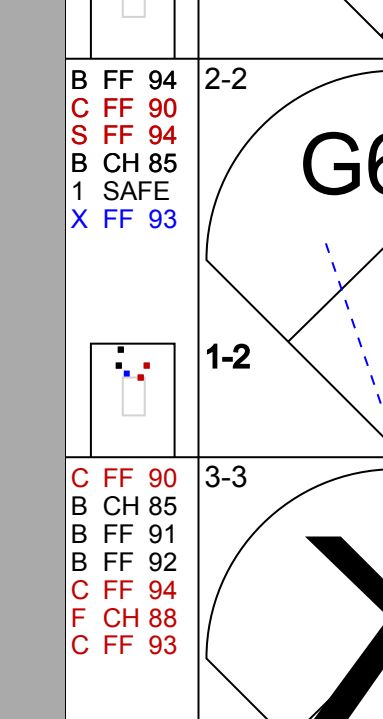
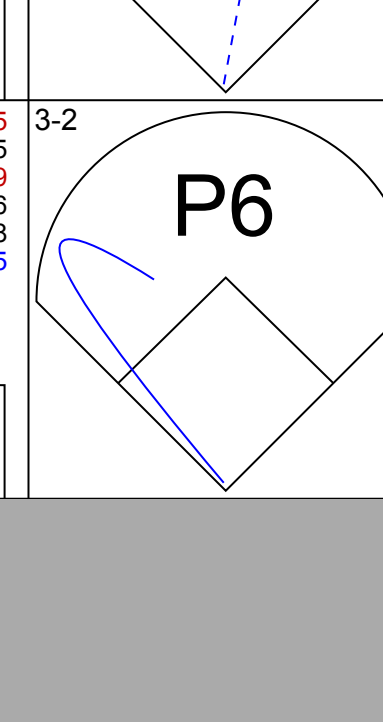
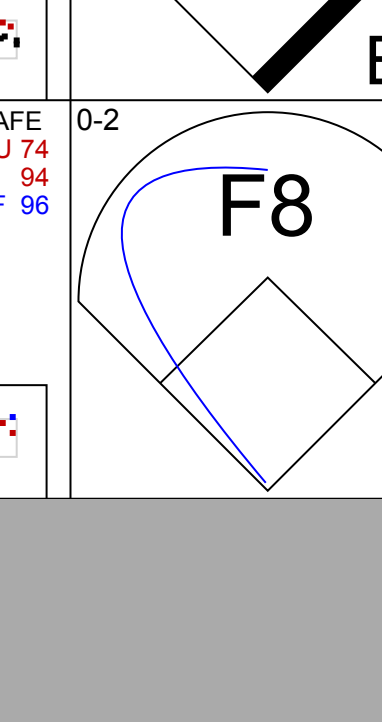
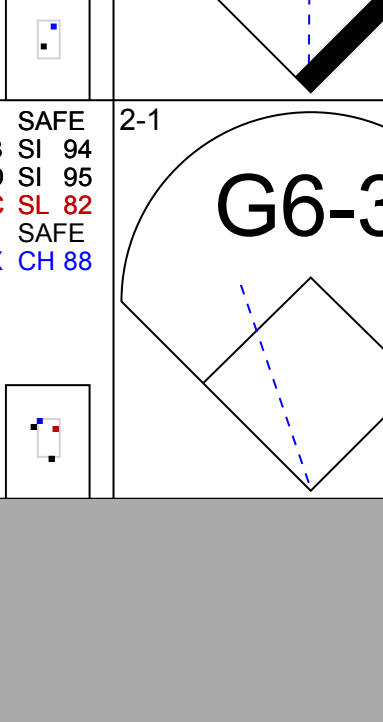
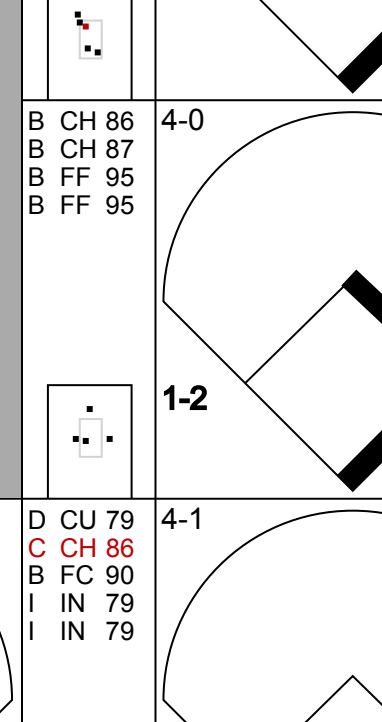
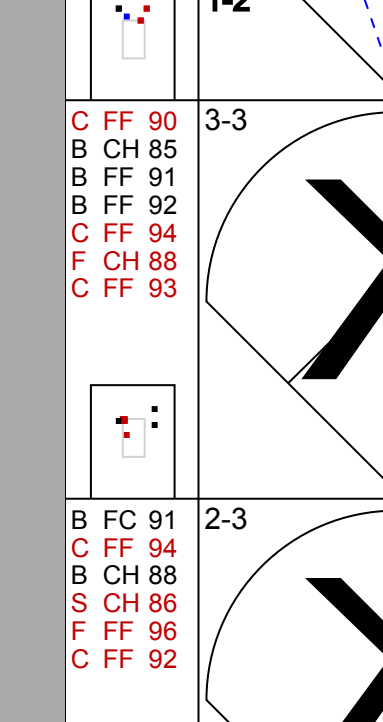
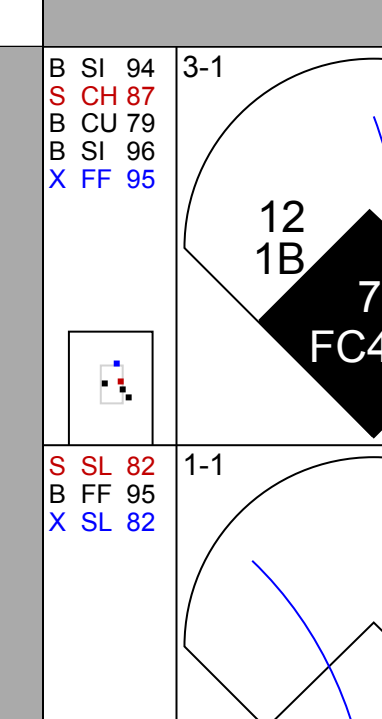
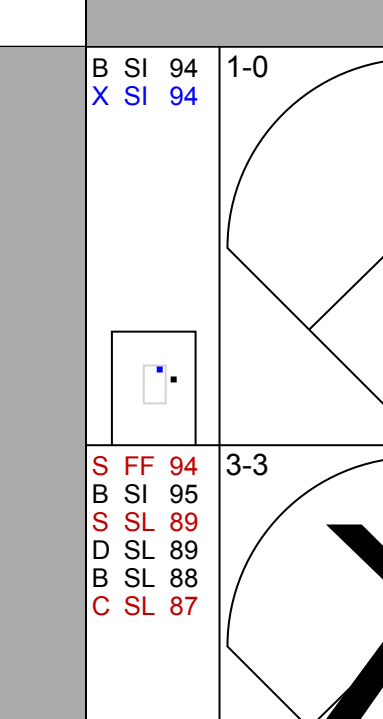
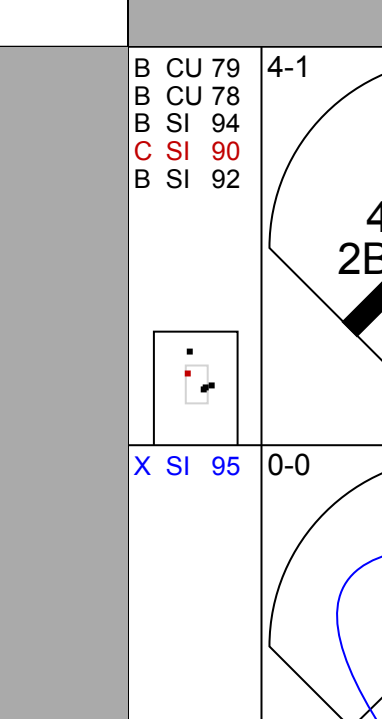
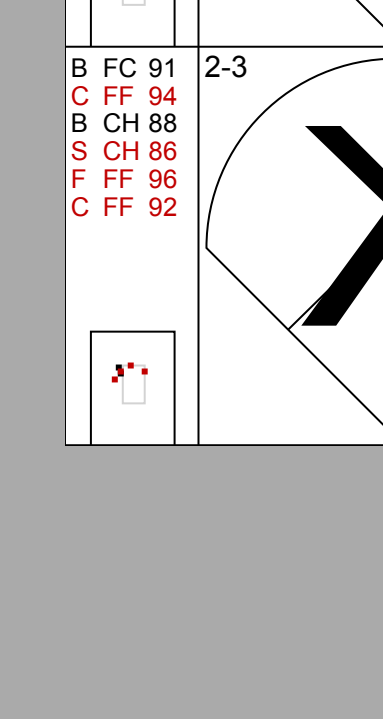
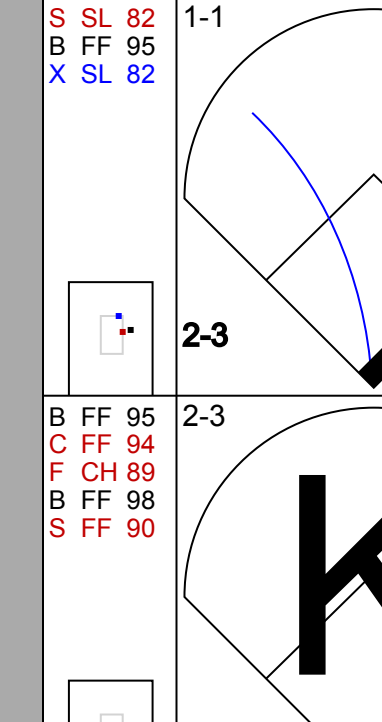
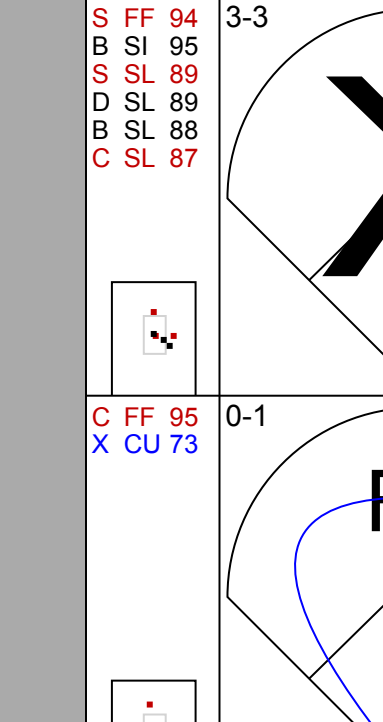
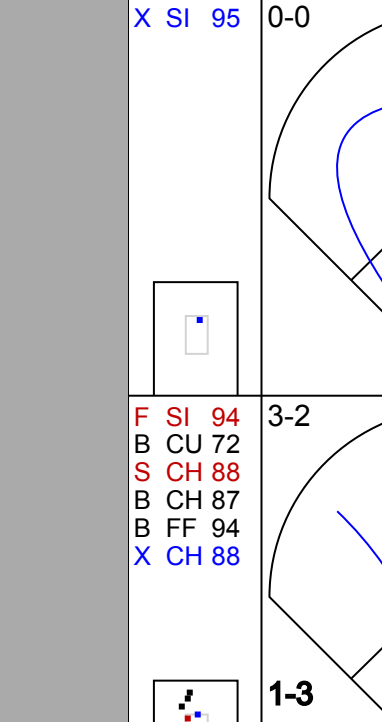
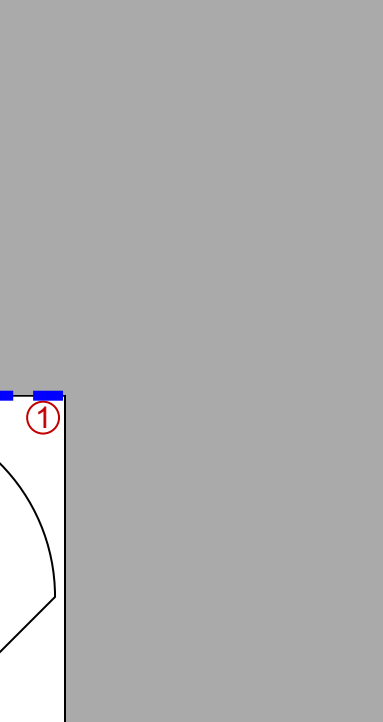
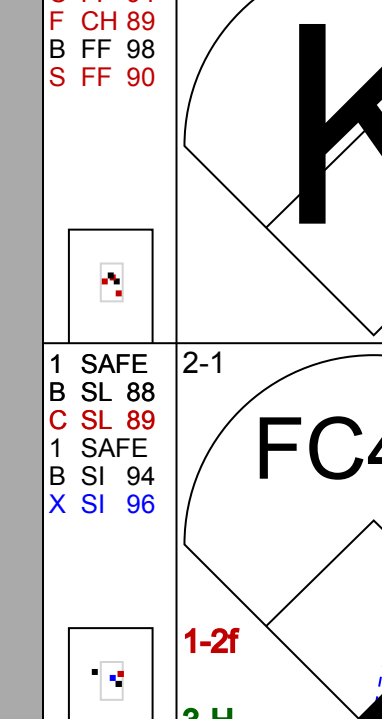
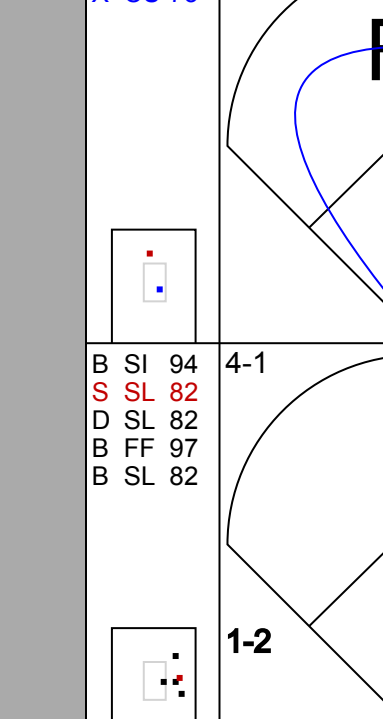
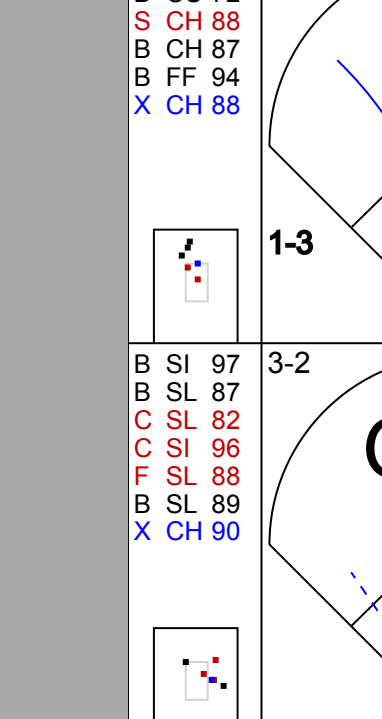
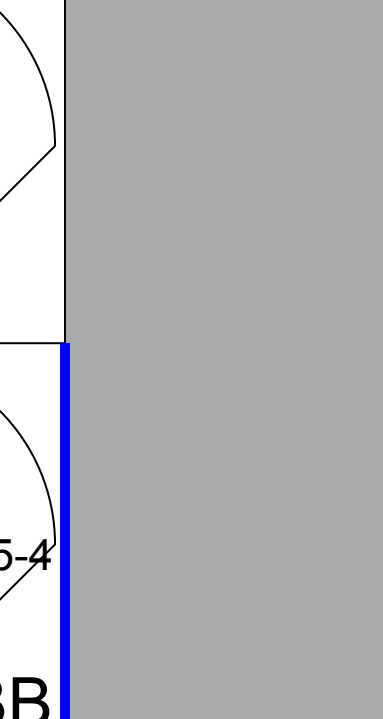
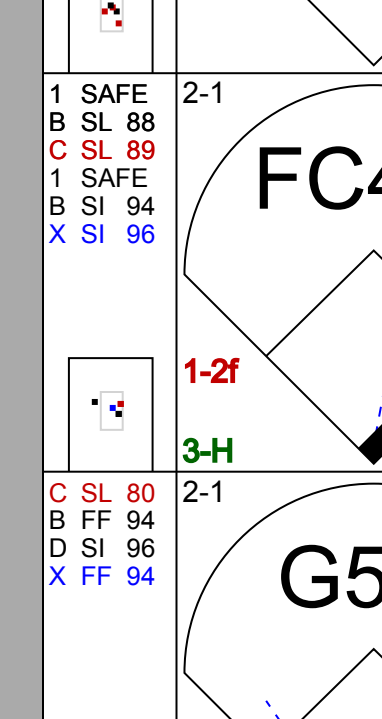
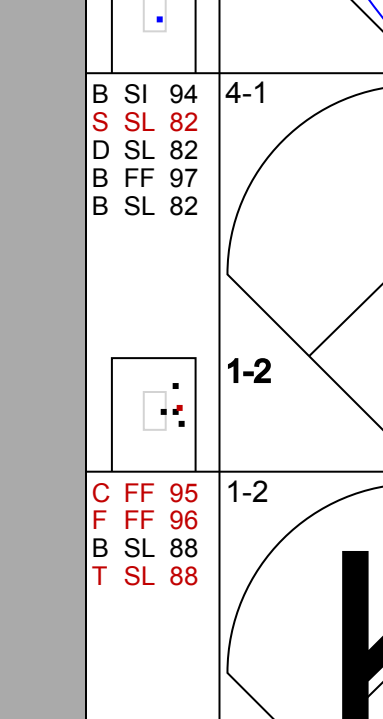
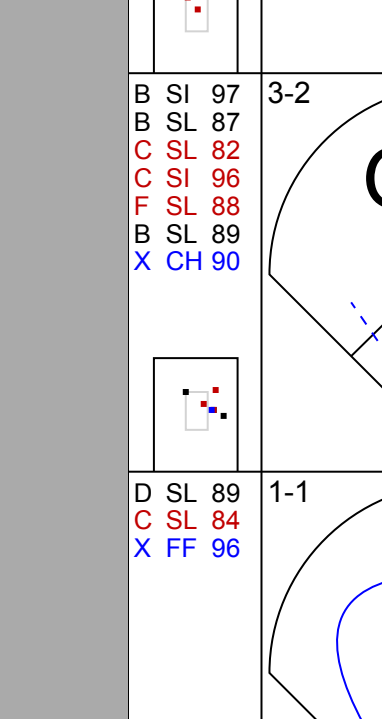
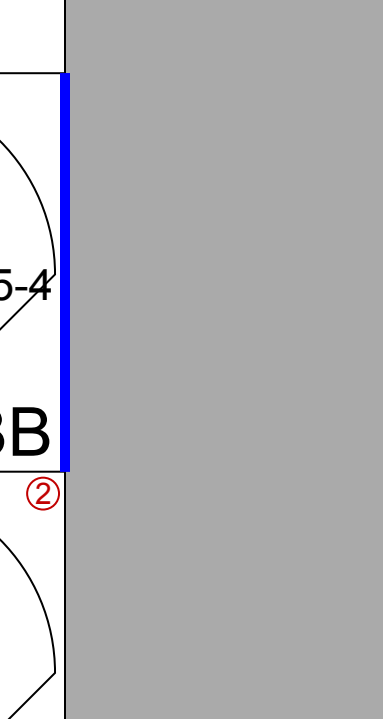
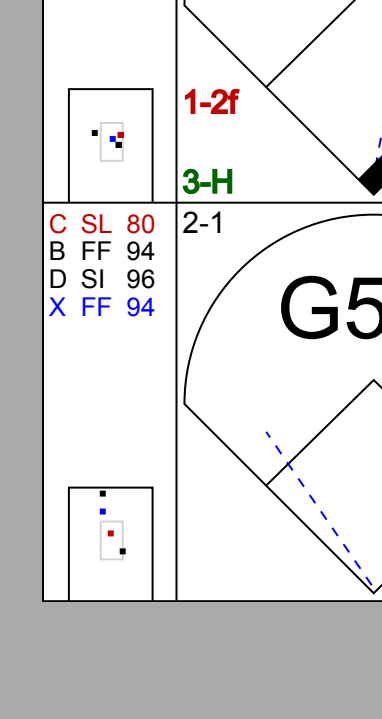
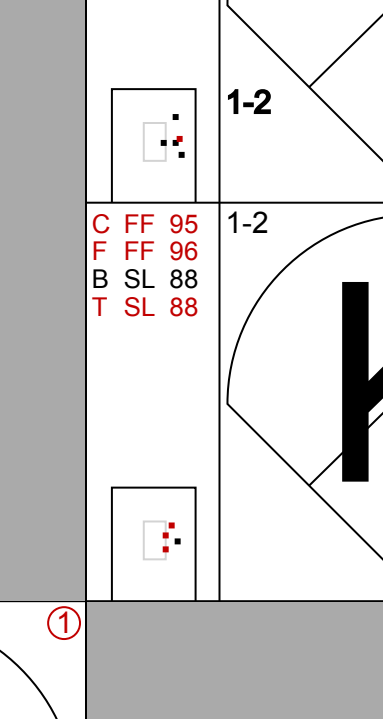
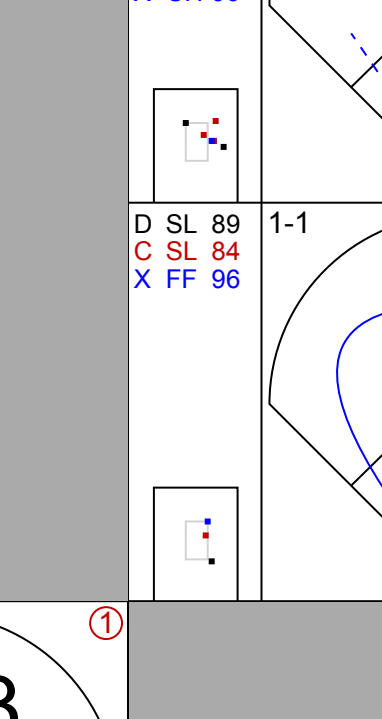
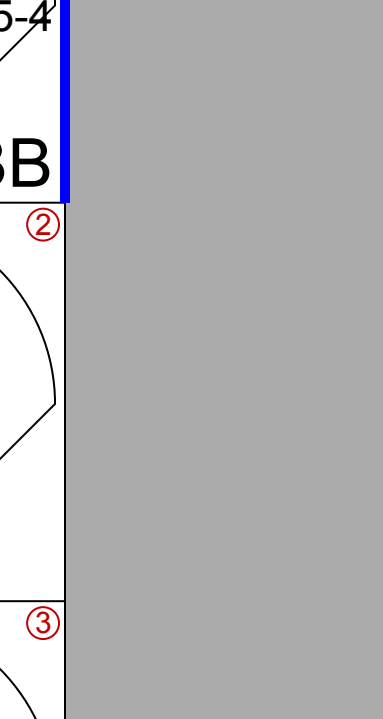
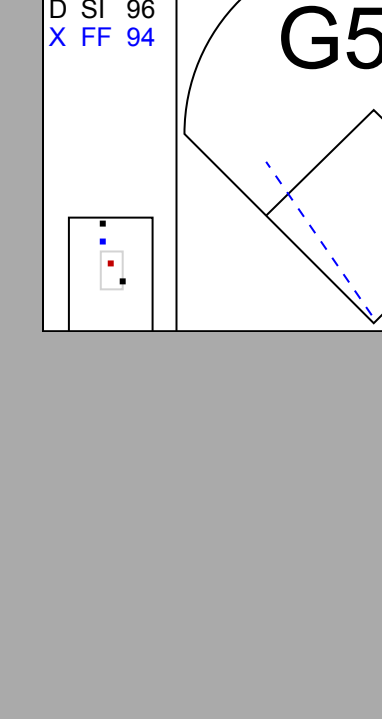
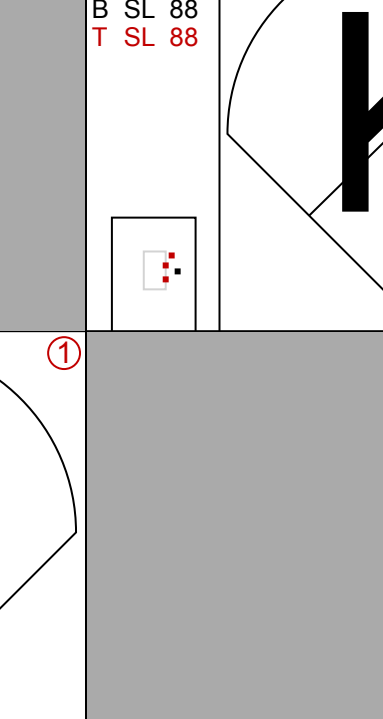
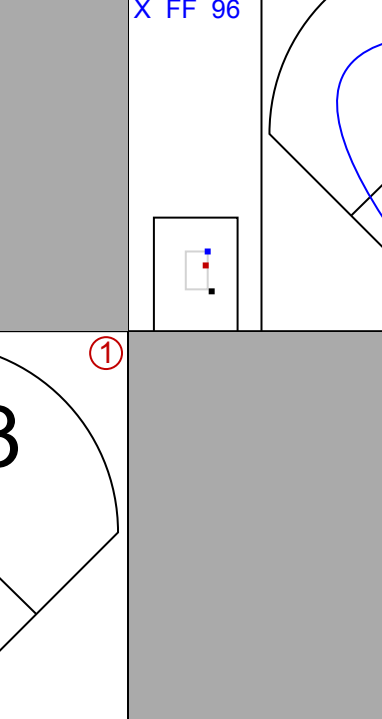
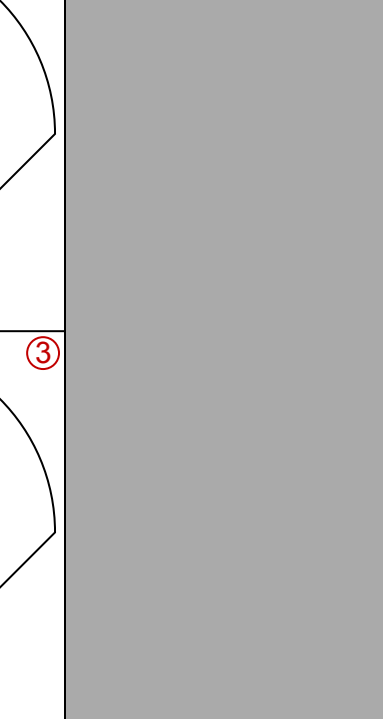
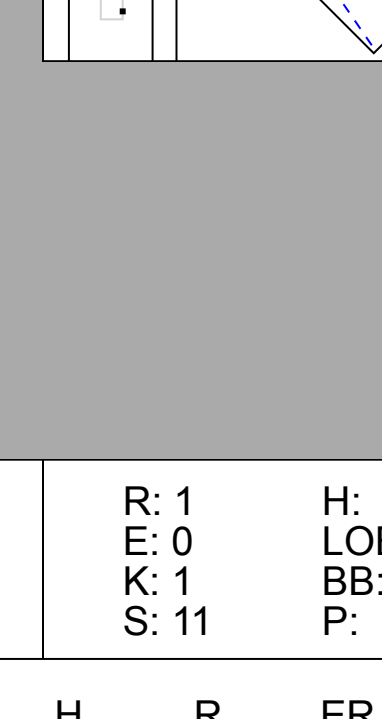
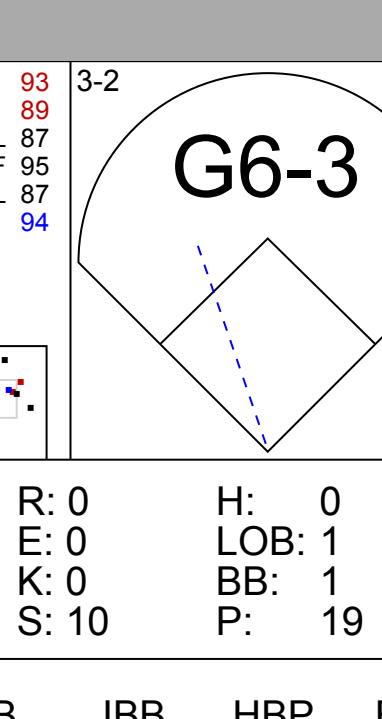
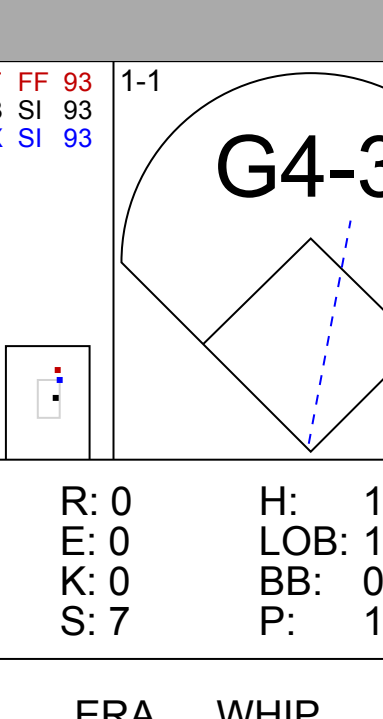
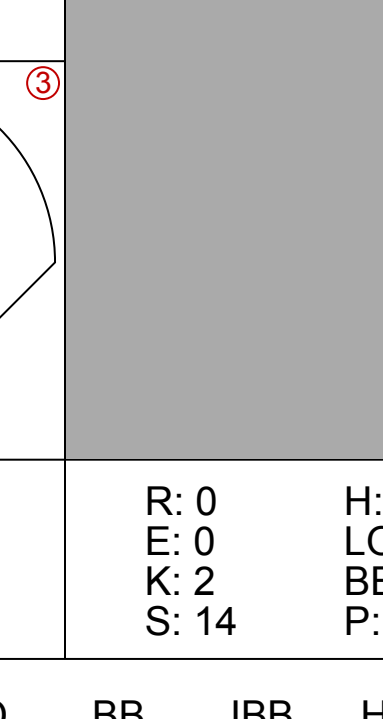
AB 29  
R 1  
H 3  
RBI 1  
BB 7  
SO 8  
LOB 20

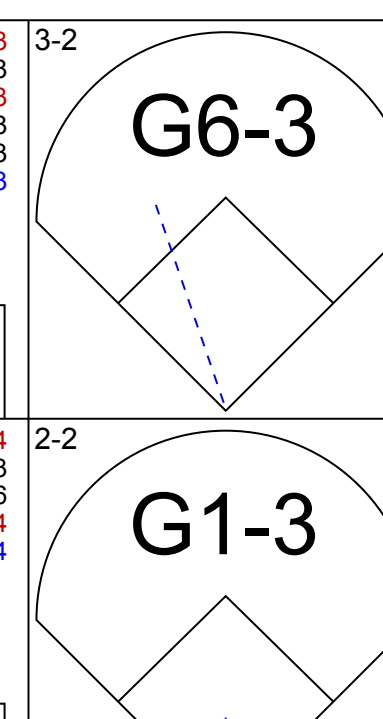
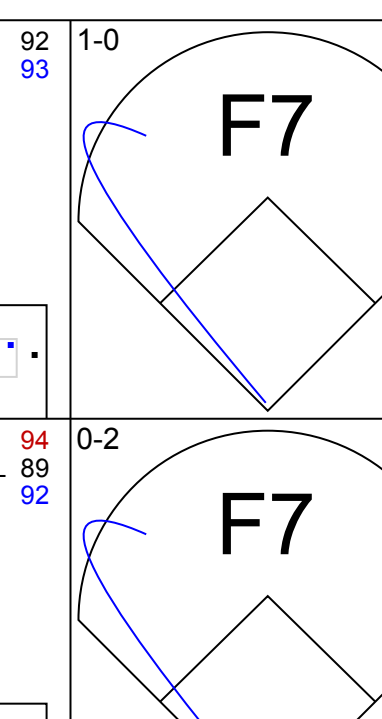
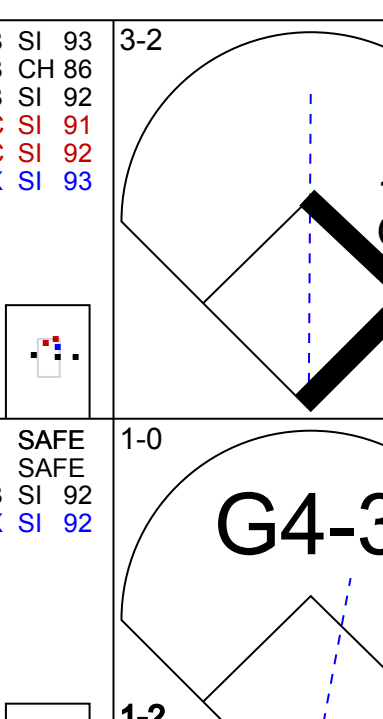
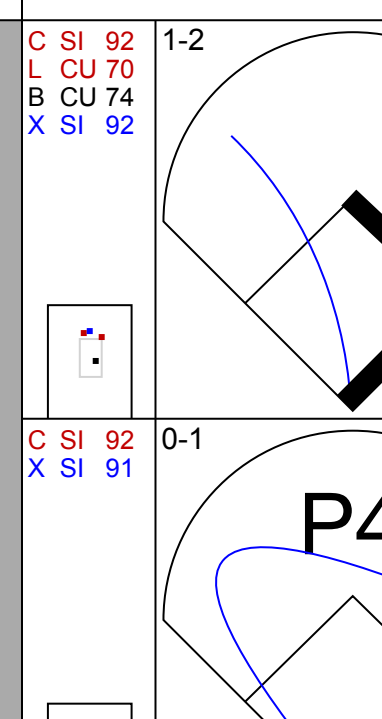
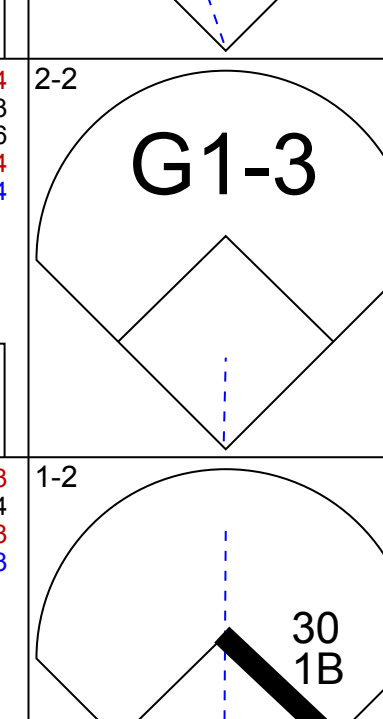
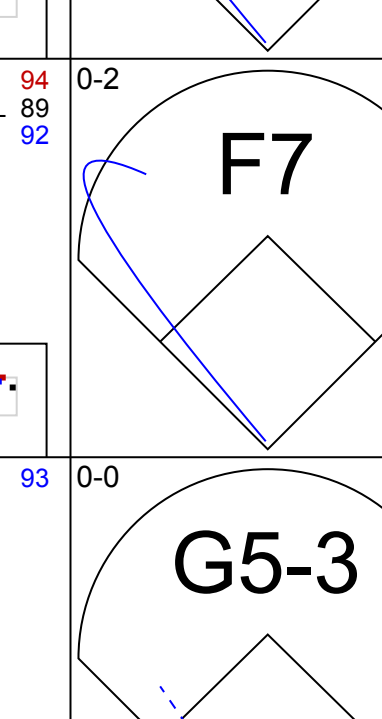
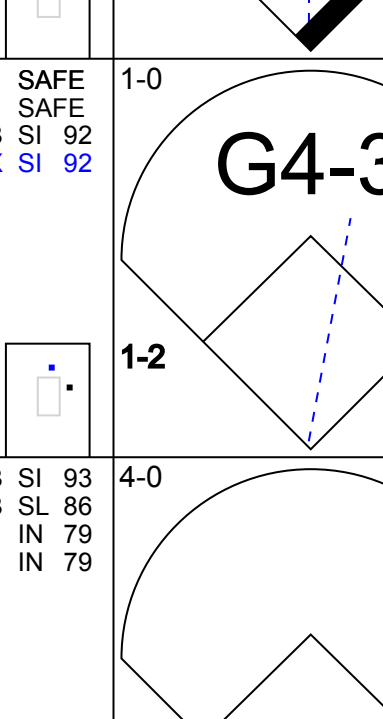
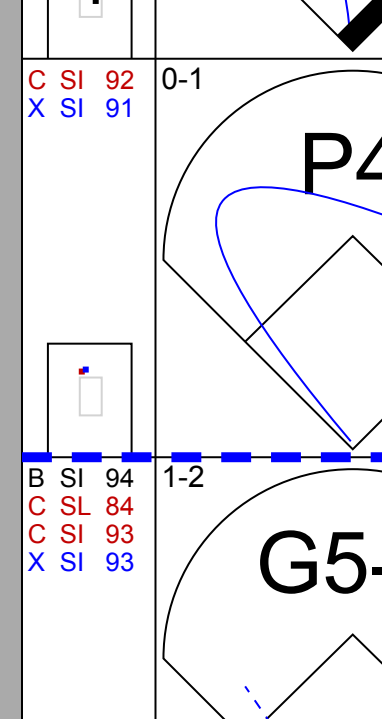
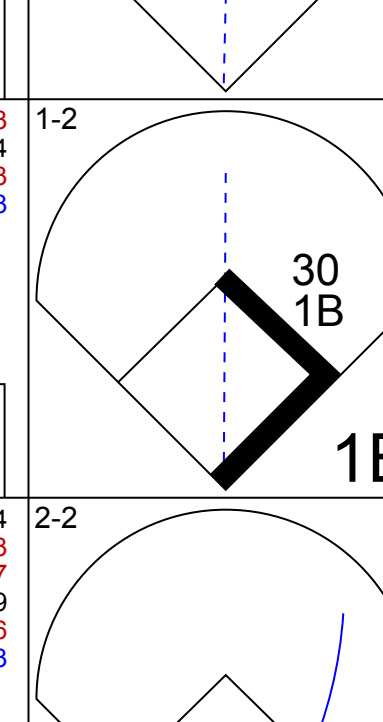
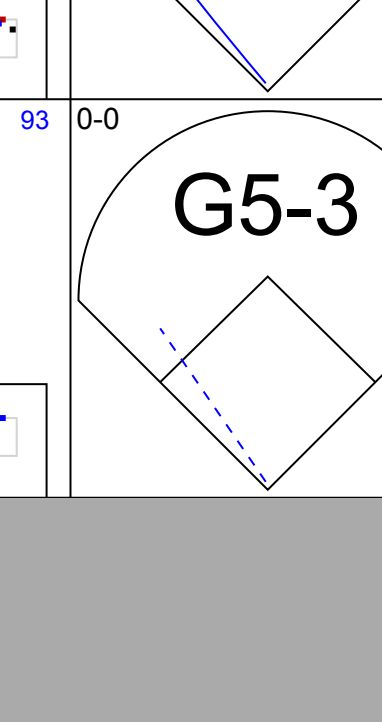
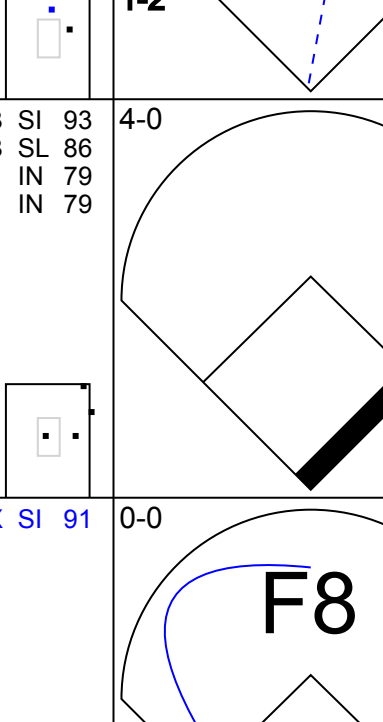
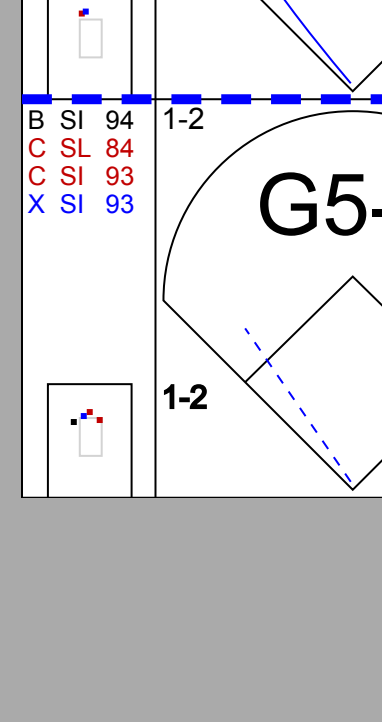
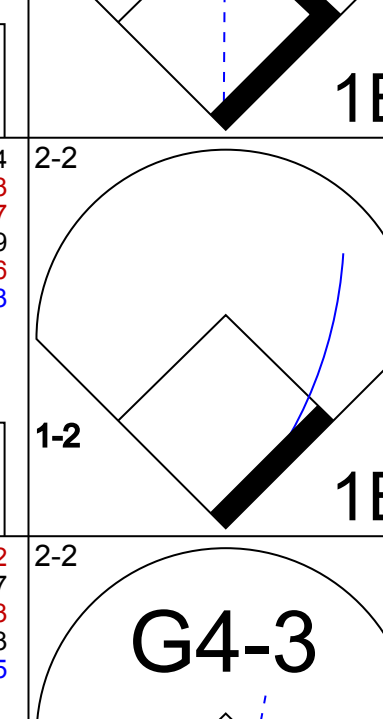
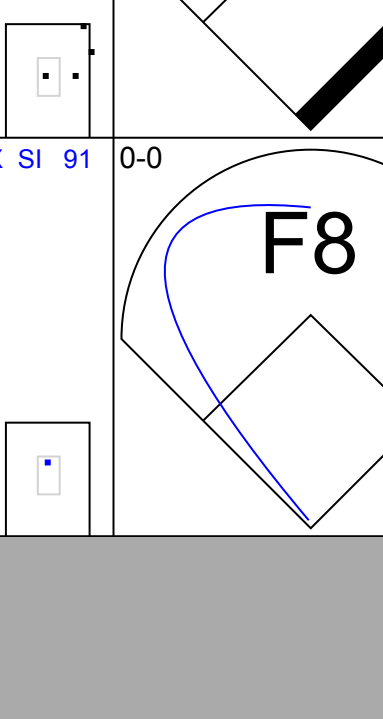
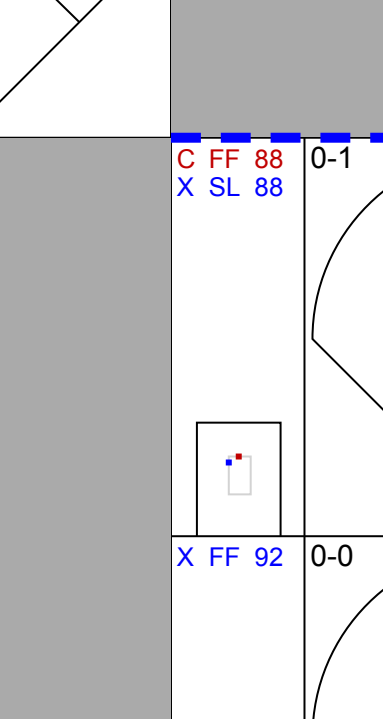
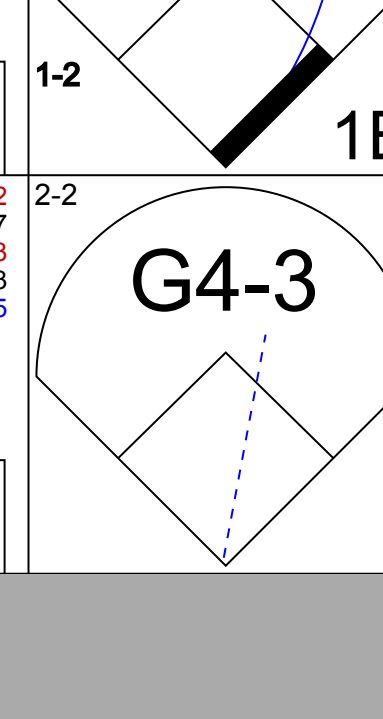

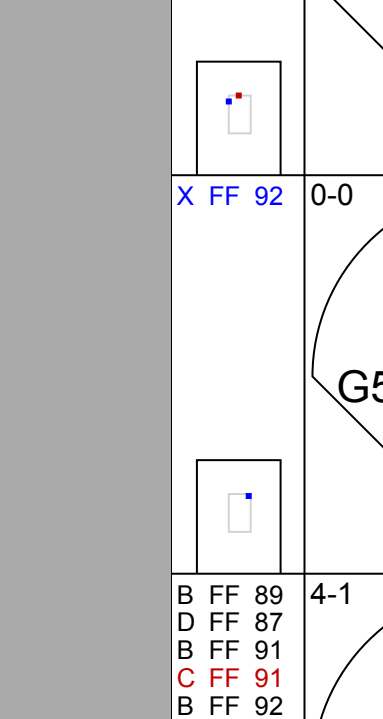
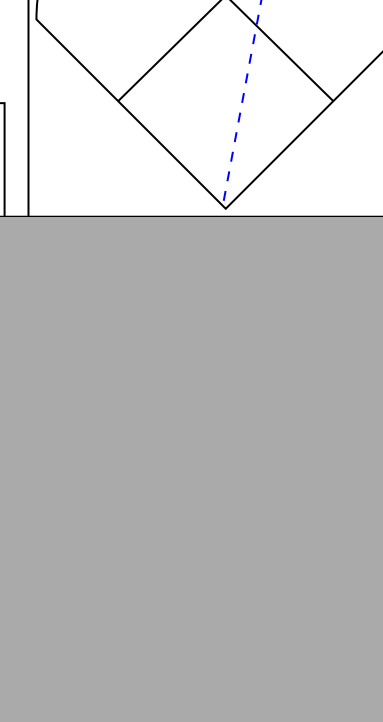


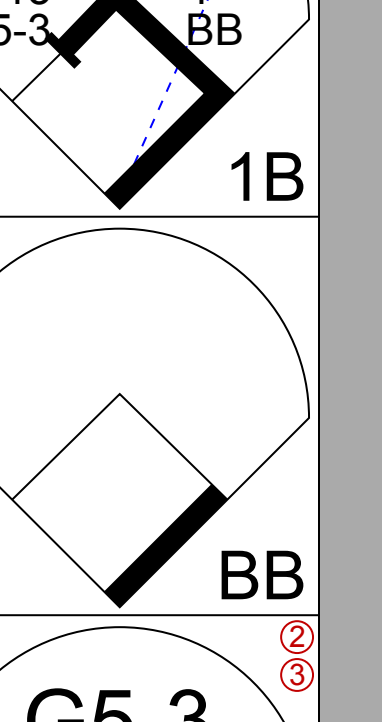




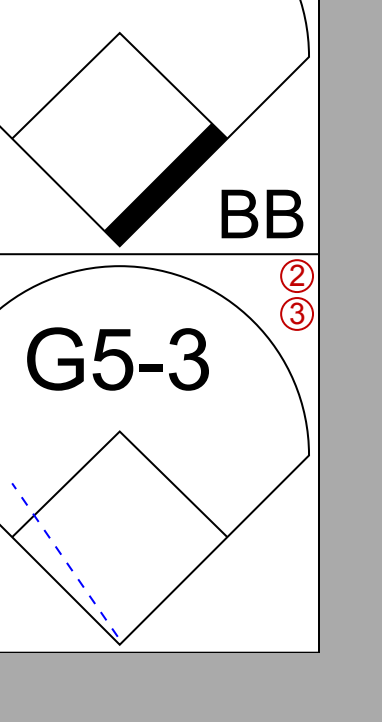

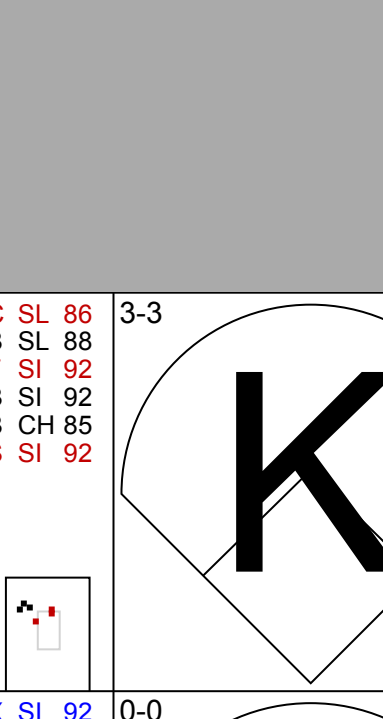


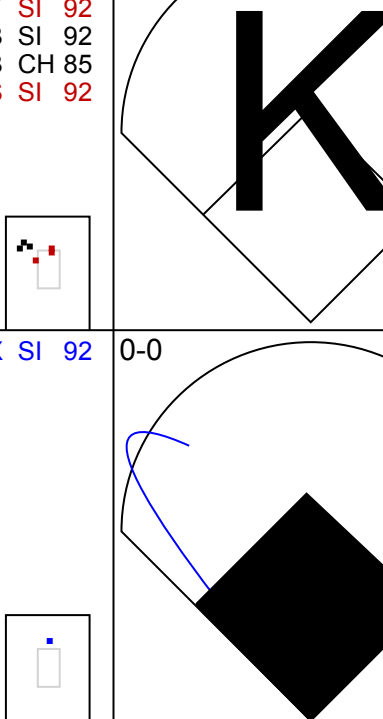
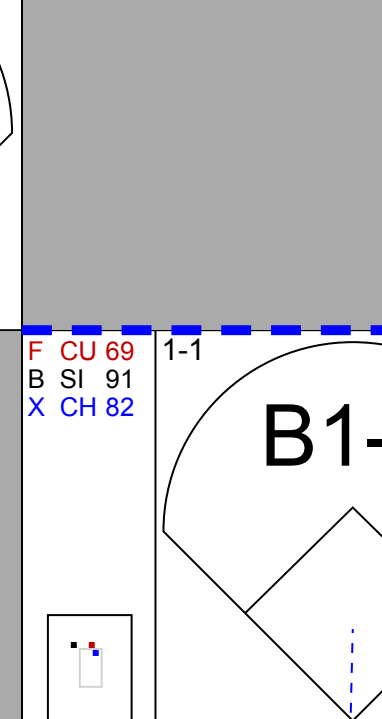


Batter	1	2	3	4	5	6	7	8	9	AB	R	H	RBI	BB	SO	LOB	BOTTOM	
23 Michael Brantley, L (1, 8) OBP: 0.275, SLG: 0.297			B SI 93 F SI 94 X SL 93 4-1 BB		B FF 95 R SL 94 X CH 92 2-2 G5-3			C SI 96 F SI 97 X SL 96 2-2 13 2B 48 HR		4	2	2	3	1	0	1	<b>Seattle Mariners @ Cleveland Indians</b> Progressive Field, Cleveland, OH Sun Aug 15 20:10, 1:07 PM - 3:54 PM EDT Att: 14,888 - Partly Cloudy - 84 F	
13 Adrelino Cabrera, S (1, 6) OBP: 0.331, SLG: 0.362			1 SAFE C SI 95 F SI 96 X SL 95 2-2 G3		C SI 93 F SI 94 X SL 93 0-3 K			B CH 92 R SL 93 X FF 92 2-1 48 HR		5	1	2	1	0	1	1		
17 Shin-Soo Choo, L (1, 9) OBP: 0.386, SLG: 0.467			C SI 94 F SI 95 X SL 94 2-3 K		C SI 96 F SI 97 X SL 96 1-2 48 HR			B SI 88 R SL 89 X SL 88 1-3 K		4	1	1	0	1	3	2		
48 Travis Hafner, L (1, 10) OBP: 0.366, SLG: 0.438			C SI 93 F SI 94 X SL 93 1-3 K		1 SAFE F SI 94 R SL 94 X CH 94 2-2 K			C SI 96 F SI 97 X SL 96 0-1 G1-3		4	1	1	4	0	2	1		
47 Shelley Duncan, R (8, PH) (9, 10) OBP: 0.329, SLG: 0.421			S SI 95 C SI 96 X CH 96 0-3 K		X SI 96 0-0 P2			B SI 93 R SL 94 X SL 93 3-2 HR		3	1	1	1	1	1	1		
12 Jayson Nix, R (1, 4) OBP: 0.307, SLG: 0.438			B SI 94 F SI 95 X SL 94 2-2 G3-1		B SI 93 F SI 94 X SL 93 2-2 G3-1			B SI 90 F SI 91 X SL 90 2-1 HR		4	0	1	0	0	0	1		
4 Trevor Crowe, S (1, 7) OBP: 0.312, SLG: 0.350			B SI 94 F SI 95 X SL 94 4-0 L6		X SI 93 0-0 L6			B SI 93 R SL 94 X SL 93 2-3 K		3	0	0	0	1	0	1		
7 Matt LaPorta, R (1, 3) OBP: 0.314, SLG: 0.374			C SI 93 F SI 94 X SL 93 1-2 BB		C SI 96 F SI 97 X SL 96 2-1 FC5-4			B SI 90 F SI 91 X SL 90 2-3 K		4	1	0	0	0	2	2		
1 Luis Valbuena, L (1, 5) OBP: 0.254, SLG: 0.234			C SI 93 F SI 94 X SL 93 0-3 K		C SI 96 F SI 97 X SL 96 0-0 K			B SI 88 R SL 89 X SL 88 2-3 K		4	1	0	0	0	2	2		
6 Lou Marson, R (1, 2) OBP: 0.263, SLG: 0.273			B SI 95 F SI 96 X SL 95 1-1 G1-3		B SI 95 F SI 96 X SL 95 1-0 2B			B SI 93 R SL 94 X SL 93 1-2 BB		4	2	3	0	0	0	0		
<b>Inning Stats</b>	R: 0 H: 0 E: 0 K: 1 S: 8	H: 0 LOB: 0 BB: 0 P: 12	R: 0 H: 0 E: 0 K: 0 S: 5	H: 0 LOB: 2 BB: 2 P: 13	R: 0 H: 0 E: 0 K: 1 S: 11	H: 0 LOB: 1 BB: 1 P: 19	R: 0 H: 0 E: 0 K: 2 S: 10	H: 0 LOB: 0 BB: 0 P: 13	R: 7 H: 6 E: 1 K: 0 S: 29	H: 6 LOB: 1 BB: 1 P: 44	R: 2 H: 3 E: 0 K: 2 S: 17	H: 3 LOB: 1 BB: 0 P: 25	1B: 6 2B: 2 HR: 3	SF: 0 SAC: 0 DP: 0 HBP: 0	WP: 0 PB: 0 SB: 0 CS: 0	PA: 40		
<b>PITCHER</b>	IP WLS BF H R ER SO BB IBB HBP BLK WP HR S P ERA WHIP	IP WLS BF H R ER SO BB IBB HBP BLK WP HR S P ERA WHIP	IP WLS BF H R ER SO BB IBB HBP BLK WP HR S P ERA WHIP	IP WLS BF H R ER SO BB IBB HBP BLK WP HR S P ERA WHIP	IP WLS BF H R ER SO BB IBB HBP BLK WP HR S P ERA WHIP	IP WLS BF H R ER SO BB IBB HBP BLK WP HR S P ERA WHIP	IP WLS BF H R ER SO BB IBB HBP BLK WP HR S P ERA WHIP	IP WLS BF H R ER SO BB IBB HBP BLK WP HR S P ERA WHIP	IP WLS BF H R ER SO BB IBB HBP BLK WP HR S P ERA WHIP	IP WLS BF H R ER SO BB IBB HBP BLK WP HR S P ERA WHIP	IP WLS BF H R ER SO BB IBB HBP BLK WP HR S P ERA WHIP	IP WLS BF H R ER SO BB IBB HBP BLK WP HR S P ERA WHIP	IP WLS BF H R ER SO BB IBB HBP BLK WP HR S P ERA WHIP	IP WLS BF H R ER SO BB IBB HBP BLK WP HR S P ERA WHIP	IP WLS BF H R ER SO BB IBB HBP BLK WP HR S P ERA WHIP			

AB 36  
R 9  
H 11  
RBI 9  
BB 4  
SO 9  
LOB 11



Batter	1	2	3	4	5	6	7	8	9	AB R H RBI BB SO LOB	TOP											
23 Michael Brantley, L (1, 8) OBP: 0.272, SLG: 0.294										5 0 1 0 0 1 0	<b>Cleveland Indians @ Kansas City Royals</b> Kauffman Stadium, Kansas City, MO Tue Aug 17 2010, 7:11 PM - 10:08 PM CDT Att: 13,258 - Overcast - 74 F											
13 Asdrúbal Cabrera, S (1, 6) OBP: 0.336, SLG: 0.362										3 0 1 0 2 0 1												
17 Shin-Soo Choo, L (1, 9) OBP: 0.384, SLG: 0.462										4 0 0 0 1 1 3												
48 Travis Hafner, L (1, 10) OBP: 0.373, SLG: 0.444										3 1 2 0 2 1 1												
12 Jayson Nix, R (1, 5) OBP: 0.306, SLG: 0.434										4 0 1 0 0 2 5												
4 Trevor Crowe, S (1, 7) OBP: 0.311, SLG: 0.352										4 0 1 0 0 1 3												
7 Matt LaPorta, R (1, 3) OBP: 0.259, SLG: 0.371										2 0 0 1 2 0 3												
1 Luis Valbuena, L (8, PR) OBP: 0.254, SLG: 0.234										0 0 0 0 0 0 0												
8 Chris Gimenez, R (8, 2) OBP: 0.231, SLG: 0.250										4 0 0 0 0 1 6												
16 Jason Donald, R (1, 4) OBP: 0.313, SLG: 0.393										3 0 0 0 0 0 0												
6 Lou Marson, R (1, 2) OBP: 0.259, SLG: 0.269										1 0 0 0 0 0 1												
47 Shelley Duncan, R (8, PH) OBP: 0.327, SLG: 0.418																						
<b>Inning Stats</b>	R: 0 E: 0 K: 1 S: 8	H: 0 LOB: 0 BB: 0 P: 12	R: 1 E: 0 K: 1 S: 11	H: 2 LOB: 1 BB: 0 P: 21	R: 0 E: 0 K: 0 S: 10	H: 0 LOB: 1 BB: 1 P: 19	R: 0 E: 0 K: 2 S: 10	H: 1 LOB: 2 BB: 1 P: 19	R: 0 E: 0 K: 0 S: 7	H: 1 LOB: 1 BB: 0 P: 12	R: 0 E: 0 K: 0 S: 11	H: 1 LOB: 2 BB: 1 P: 22	R: 0 E: 0 K: 1 S: 9	H: 0 LOB: 3 BB: 3 P: 23	R: 0 E: 0 K: 0 S: 5	H: 0 LOB: 1 BB: 1 P: 10	R: 0 E: 0 K: 2 S: 14	H: 1 LOB: 1 BB: 0 P: 22	1B: 4 2B: 2 3B: 0 HR: 0	SF: 0 SAC: 0 DP: 0 HBP: 0	WP: 1 PB: 0 SB: 0 CS: 0	PA: 40
<b>PITCHER</b>	IP WLS BF H R ER SO BB IBB HBP BLK WP HR S P ERA WHIP																	ERA WHIP				
23 Zack Greinke, R (1, 1) ERA: 3.9	6.0 W 26 5 1 1 4 3 0 0 0 0 0 0 57 105 1.50 1.333																					
57 Jesse Chavez, R (7, 1) ERA: 5.2	1.0 H 6 0 0 0 1 2 1 0 0 1 0 9 23 0.00 2.000																					
38 Blake Wood, R (8, 1) ERA: 5.02	1.0 H 4 0 0 0 0 1 0 0 0 0 0 5 10 0.00 1.000																					
48 Joaquin Soria, R (9, 1) ERA: 1.98	1.0 S 4 1 0 0 2 0 0 0 0 0 0 14 22 0.00 1.000																					

Batter	1	2	3	4	5	6	7	8	9	AB R H RBI BB SO LOB	BOTTOM									
7 Grégor Blanco, L (1, 8) OBP: 0.354, SLG: 0.307										4 0 2 0 0 0 0	<b>Cleveland Indians @ Kansas City Royals</b> Kauffman Stadium, Kansas City, MO Tue Aug 17 2010, 7:11 PM - 10:08 PM CDT Att: 13,258 - Overcast - 74 F									
18 Jason Kendall, R (1, 2) OBP: 0.319, SLG: 0.300										4 0 0 0 0 0 2										
16 Billy Butler, R (1, 10) OBP: 0.379, SLG: 0.461										3 0 1 0 1 0 1										
30 Kila Ka'aihue, L (1, 3) OBP: 0.239, SLG: 0.209										4 0 2 0 0 0 2										
24 Wilson Betemit, S (1, 5) OBP: 0.417, SLG: 0.554										4 1 2 1 0 1 3										
4 Alex Gordon, L (1, 7) OBP: 0.296, SLG: 0.382										2 0 0 0 2 0 1										
13 Mike Aviles, R (1, 4) OBP: 0.321, SLG: 0.360										4 0 0 0 0 0 4										
12 Mitch Maier, L (1, 9) OBP: 0.338, SLG: 0.370										3 0 1 0 0 2 0										
3 Yuniesky Betancourt, R (1, 6) OBP: 0.268, SLG: 0.418										3 1 1 1 0 0 1										
<b>Inning Stats</b>	R: 0 E: 0 K: 0 S: 16	H: 2 LOB: 2 BB: 0 P: 26	R: 0 E: 0 K: 0 S: 12	H: 1 LOB: 0 BB: 0 P: 19	R: 0 E: 0 K: 1 S: 8	H: 1 LOB: 0 BB: 0 P: 17	R: 1 E: 0 K: 1 S: 9	H: 2 LOB: 2 BB: 1 P: 20	R: 1 E: 0 K: 0 S: 10	H: 1 LOB: 0 BB: 1 P: 18		R: 0 E: 0 K: 0 S: 10	H: 1 LOB: 1 BB: 0 P: 13	R: 0 E: 0 K: 0 S: 8	H: 1 LOB: 1 BB: 1 P: 12	R: 0 E: 0 K: 0 S: 8	H: 1 LOB: 1 BB: 1 P: 12	1B: 5 2B: 2 3B: 0 HR: 2	SF: 0 SAC: 0 DP: 1 HBP: 0	WP: 0 PB: 0 SB: 0 CS: 1
<b>PITCHER</b>	IP WLS BF H R ER SO BB IBB HBP BLK WP HR S P ERA WHIP																	ERA WHIP		
58 Jeanmar Gómez, R (1, 1) ERA: 1.84	6.0 L 26 7 2 2 3 1 1 0 0 0 0 0 7 9 3.00 1.333																			
39 Justin Germano, R (7, 1) ERA:	0.2 3 1 0 0 0 0 0 0 0 0 0 0 7 9 0.00 1.500																			
3B Joe Smith, R (7, 1) ERA: 4.73	0.1 1 0 0 0 0 0 0 0 0 0 0 0 3 4 0.00 0.000																			
53 Rafael Perez, L (8, 1) ERA: 3.33	1.0 4 1 0 0 0 1 0 0 0 0 0 0 8 12 0.00 2.000																			



Batter	1	2	3	4	5	6	7	8	9	AB	R	H	RBI	BB	SO	LOB	TOP					
23 Michael Brantley, L (1, 8) OBP: 0.282, SLG: 0.299										4	1	2	0	1	0	1	<b>Cleveland Indians @ Kansas City Royals</b> Kauffman Stadium, Kansas City, MO Wed Aug 18 2010, 7:11 PM - 10:11 PM CDT Att. 12,864 - Clear - 84 F					
13 Adrúbal Cabrera, S (1, 6) OBP: 0.344, SLG: 0.371										5	1	3	2	0	1	1						
17 Shin-Soo Choo, L (1, 9) OBP: 0.389, SLG: 0.467										4	0	3	2	1	0	0						
47 Shelley Duncan, R (1, 7) OBP: 0.324, SLG: 0.430										5	1	1	1	0	2	7						
12 Jayson Nix, R (1, 10) OBP: 0.310, SLG: 0.435										4	1	2	0	0	1	2						
7 Matt LaPorta, R (1, 3) OBP: 0.315, SLG: 0.368										5	0	1	0	0	2	5						
25 Andy Marte, R (1, 5) OBP: 0.233, SLG: 0.375										4	1	2	0	0	0	1						
48 Travis Hafner, L (9, PH) OBP: 0.375, SLG: 0.444										0	0	0	0	0	0	0						
1 Luis Valbuena, L (9, PR) OBP: 0.254, SLG: 0.234										0	0	0	0	0	0	0						
16 Jason Donald, R (1, 4) OBP: 0.315, SLG: 0.393										5	2	2	0	0	0	5						
8 Chris Gimenez, R (1, 2) OBP: 0.233, SLG: 0.286										4	0	1	2	0	1	3						
4 Trevor Crowe, S (9, PH) OBP: 0.310, SLG: 0.351										1	0	0	0	0	0	2						
<b>Inning Stats</b>	R: 0 H: 0 E: 0 K: 0 S: 9	H: 0 LOB: 0 BB: 0 P: 11	R: 1 H: 2 E: 0 K: 0 S: 7	H: 2 LOB: 0 BB: 0 P: 11	R: 0 H: 2 E: 0 K: 1 S: 13	H: 2 LOB: 1 BB: 0 P: 20	R: 0 H: 1 E: 0 K: 2 S: 10	H: 1 LOB: 1 BB: 0 P: 15	R: 1 H: 3 E: 0 K: 1 S: 14	H: 3 LOB: 3 BB: 1 P: 21	R: 2 H: 3 E: 0 K: 1 S: 17	H: 3 LOB: 1 BB: 0 P: 24	R: 0 H: 2 E: 0 K: 2 S: 11	H: 2 LOB: 2 BB: 0 P: 16	R: 3 H: 3 E: 0 K: 0 S: 13	H: 3 LOB: 1 BB: 1 P: 23	R: 0 H: 1 E: 0 K: 0 S: 11	H: 1 LOB: 2 BB: 1 P: 17	1B: 12 2B: 4 3B: 0 HR: 1	SF: 0 SAC: 1 DP: 2 HBP: 0	WP: 0 PB: 0 SB: 0 CS: 0	PA: 45
<b>PITCHER</b>	IP WLS BF H R ER SO BB IBB HBP BLK WP HR S P ERA WHIP	5.2 W 27 11 4 4 5 1 0 0 0 0 1 68 99 6.35 2.118	6.1 H 1 0 0 0 0 0 0 0 0 0 0 2 3 0.00 0.000	7.1 S 11 5 3 3 2 1 0 0 0 0 0 22 37 16.20 3.600	8.1 H 1 0 0 0 0 0 0 0 0 0 0 2 2 0.00 0.000	9.1 S 5 1 0 0 0 1 0 0 0 0 0 11 17 0.00 2.000	<b>PITCHER</b>										IP WLS BF H R ER SO BB IBB HBP BLK WP HR S P ERA WHIP					

AB	41
R	7
H	17
RBI	7
BB	3
SO	7
LOB	27



Batter	1	2	3	4	5	6	7	8	9	AB	R	H	RBI	BB	SO	LOB	BOTTOM			
7 Grégor Blanco, L (1, 8) OBP: 0.359, SLG: 0.333										4	1	2	0	0	0	2	<b>Cleveland Indians @ Kansas City Royals</b> Kauffman Stadium, Kansas City, MO Wed Aug 18 2010, 7:11 PM - 10:11 PM CDT Att. 12,864 - Clear - 84 F			
18 Jason Kendall, R (1, 2) OBP: 0.321, SLG: 0.303										3	1	2	1	0	0	1				
16 Billy Butler, R (1, 3) OBP: 0.378, SLG: 0.460										3	1	1	2	0	0	2				
30 Kila Ka'aihue, L (1, 10) OBP: 0.240, SLG: 0.213										4	1	1	0	0	0	1				
24 Wilson Betemit, S (1, 5) OBP: 0.413, SLG: 0.546											2	1	0	1	1	0		1		
4 Alex Gordon, L (1, 7) OBP: 0.302, SLG: 0.395											4	2	2	0	0	0		0		
12 Mitch Maier, L (1, 9) OBP: 0.337, SLG: 0.376										4	0	1	2	0	0	2				
3 Yuniesky Betancourt, R (1, 6) OBP: 0.290, SLG: 0.426										4	1	2	3	0	0	1				
17 Chris Getz, L (1, 4) OBP: 0.290, SLG: 0.261										3	1	1	0	0	0	1				
<b>Inning Stats</b>	R: 1 H: 1 E: 0 K: 0 S: 12	H: 1 LOB: 0 BB: 0 P: 18	R: 2 H: 2 E: 0 K: 0 S: 8	H: 2 LOB: 1 BB: 1 P: 15	R: 0 H: 1 E: 0 K: 0 S: 7	H: 1 LOB: 0 BB: 0 P: 11	R: 2 H: 3 E: 0 K: 0 S: 16	H: 3 LOB: 2 BB: 0 P: 24	R: 2 H: 2 E: 0 K: 0 S: 13	H: 2 LOB: 0 BB: 0 P: 19	R: 2 H: 3 E: 0 K: 0 S: 15	H: 3 LOB: 1 BB: 0 P: 24	R: 0 H: 0 E: 0 K: 0 S: 9	H: 0 LOB: 0 BB: 0 P: 17	R: 0 H: 0 E: 0 K: 0 S: 8	H: 0 LOB: 0 BB: 0 P: 14		1B: 7 2B: 4 3B: 1 HR: 1	SF: 3 SAC: 0 DP: 2 HBP: 1	WP: 0 PB: 0 SB: 1 CS: 0
<b>PITCHER</b>	IP WLS BF H R ER SO BB IBB HBP BLK WP HR S P ERA WHIP	5.0 L 24 9 2 2 0 1 0 0 0 0 1 7 9 54.00 6.000	6.1 S 11 2 2 2 0 0 0 0 0 0 0 17 32 0.00 0.600	8.1 S 5 3 0 0 0 0 0 0 0 0 0 8 14 0.00 0.000	<b>PITCHER</b>										IP WLS BF H R ER SO BB IBB HBP BLK WP HR S P ERA WHIP					

AB	31
R	9
H	12
RBI	9
BB	1
SO	0
LOB	11



Batter	1	2	3	4	5	6	7	8	9	AB	R	H	RBI	BB	SO	LOB	TOP								
23 Michael Brantley, L OBP: 0.286, SLG: 0.305 1 Luis Valbuena, L OBP: 0.234, SLG: 0.234										4	1	1	1	1	0	2									
13 Asdrúbal Cabrera, S OBP: 0.345, SLG: 0.379										4	0	2	2	0	0	1									
17 Shin-Soo Choo, L OBP: 0.387, SLG: 0.464										5	0	1	1	0	1	3									
48 Travis Hafner, L OBP: 0.373, SLG: 0.441										4	0	1	1	0	2	0									
12 Jayson Nix, R OBP: 0.313, SLG: 0.437 8 Chris Gimenez, R OBP: 0.233, SLG: 0.286										4	0	2	0	0	0	0									
4 Trevor Crowe, S OBP: 0.309, SLG: 0.350										4	1	1	0	0	1	4									
7 Matt LaPorta, R OBP: 0.317, SLG: 0.370										4	1	2	1	0	1	1									
16 Jason Donald, R OBP: 0.314, SLG: 0.391										4	2	1	0	0	0	1									
6 Lou Marson, R OBP: 0.262, SLG: 0.271 47 Shelley Duncan, R OBP: 0.327, SLG: 0.434 25 Andy Marte, R OBP: 0.302, SLG: 0.375										2	0	1	0	0	1	0									
<b>Inning Stats</b>	R: 0 E: 0 K: 0 S: 7	H: 1 LOB: 0 BB: 0 P: 12	R: 0 E: 0 K: 1 S: 11	H: 1 LOB: 1 BB: 0 P: 17	R: 0 E: 0 K: 1 S: 8	H: 0 LOB: 0 BB: 0 P: 11	R: 0 E: 0 K: 2 S: 8	H: 0 LOB: 0 BB: 0 P: 13	R: 0 E: 0 K: 1 S: 9	H: 0 LOB: 3 BB: 0 P: 14	R: 0 E: 0 K: 0 S: 7	H: 1 LOB: 0 BB: 0 P: 12	R: 0 E: 0 K: 0 S: 5	H: 1 LOB: 0 BB: 0 P: 7	R: 5 E: 0 K: 1 S: 32	H: 7 LOB: 3 BB: 1 P: 51	R: 2 E: 0 K: 0 S: 12	H: 2 LOB: 1 BB: 1 P: 22	1B: 11 2B: 3 HR: 0	SF: 1 SAC: 0 HBP: 0	WP: 2 PB: 1 CS: 1	PA: 40			
<b>PITCHER</b>	IP	WLS	BF	H	R	ER	SO	BB	IBB	HBP	BLK	WP	HR	S	P	ERA	WHIP								
34 Kyle Davies, R ERA: 5.14	7.1		26	7	3	3	5	0	0	0	0	1	0	70	108	3.68	0.955								
38 Blake Wood, L ERA: 5.4	0.1	L	4	2	1	1	0	1	0	0	0	0	0	10	18	27.00	9.000								
31 Dusty Hughes, L ERA: 4.83	0.1		3	2	1	1	0	0	0	0	0	0	0	7	11	27.00	6.000								
56 Greg Holland, R ERA: 9.0	1.0		6	2	2	2	0	1	0	0	0	1	0	12	22	18.00	3.000								

Cleveland Indians @ Kansas City Royals  
Kauffman Stadium, Kansas City, MO  
Thu Aug 19 2010, 7:11 PM - 10:34 PM CDT  
Att: 9,732 - Partly Cloudy - 90 F

AB	36
R	7
H	13
RBI	7
BB	2
SO	6
LOB	12



Batter	1	2	3	4	5	6	7	8	9	AB	R	H	RBI	BB	SO	LOB	BOTTOM								
7 Grégor Blanco, L OBP: 0.369, SLG: 0.339										4	1	2	0	1	1	0									
18 Jason Kendall, R OBP: 0.317, SLG: 0.299										5	0	0	0	0	1	6									
16 Billy Butler, R OBP: 0.382, SLG: 0.464										3	1	2	0	1	0	0									
30 Kila Ka'aihue, L OBP: 0.218, SLG: 0.192										5	0	0	0	0	1	7									
24 Wilson Betemit, S OBP: 0.418, SLG: 0.542										3	0	1	2	2	1	2									
4 Alex Gordon, L OBP: 0.313, SLG: 0.403										5	0	3	0	0	0	3									
12 Mitch Maier, L OBP: 0.333, SLG: 0.372 26 Jai Miller, R										3	0	0	0	0	1	6									
3 Yuniesky Betancourt, R OBP: 0.287, SLG: 0.422										4	0	0	0	0	0	3									
17 Chris Getz, L OBP: 0.294, SLG: 0.272										4	1	2	0	0	0	0									
<b>Inning Stats</b>	R: 0 E: 1 K: 1 S: 10	H: 0 LOB: 1 BB: 0 P: 17	R: 0 E: 0 K: 0 S: 6	H: 1 LOB: 1 BB: 1 P: 12	R: 0 E: 0 K: 0 S: 11	H: 1 LOB: 1 BB: 1 P: 17	R: 1 E: 1 K: 0 S: 16	H: 2 LOB: 2 BB: 1 P: 27	R: 2 E: 1 K: 2 S: 19	H: 4 LOB: 3 BB: 1 P: 29	R: 0 E: 0 K: 0 S: 7	H: 0 LOB: 0 BB: 0 P: 12	R: 0 E: 1 K: 0 S: 13	H: 0 LOB: 2 BB: 0 P: 20	R: 0 E: 1 K: 0 S: 12	H: 1 LOB: 2 BB: 0 P: 19	R: 0 E: 0 K: 2 S: 12	H: 1 LOB: 1 BB: 0 P: 17	1B: 8 2B: 3 HR: 0	SF: 0 SAC: 0 HBP: 1	WP: 0 PB: 0 CS: 1	PA: 42			
<b>PITCHER</b>	IP	WLS	BF	H	R	ER	SO	BB	IBB	HBP	BLK	WP	HR	S	P	ERA	WHIP								
51 Mitch Talbot, R ERA: 4.23	4.2		24	8	3	2	2	3	1	0	0	0	0	59	97	3.86	2.357								
49 Tony Sipp, L ERA: 4.52	0.1		1	0	0	0	1	0	0	0	0	0	0	3	5	0.00	0.000								
39 Justin Germano, R ERA:	1.1		5	0	0	0	0	0	0	1	0	0	0	12	19	0.00	0.000								
53 Rafael Perez, L ERA: 3.23	1.1	W	7	1	0	0	0	0	0	0	0	0	0	17	27	0.00	0.750								
54 Chris Perez, R ERA: 2.22	1.1	S	5	1	0	0	2	0	0	0	0	0	0	15	22	0.00	0.750								

Cleveland Indians @ Kansas City Royals  
Kauffman Stadium, Kansas City, MO  
Thu Aug 19 2010, 7:11 PM - 10:34 PM CDT  
Att: 9,732 - Partly Cloudy - 90 F

AB	37
R	3
H	10
RBI	2
BB	4
SO	5
LOB	27



Batter	1	2	3	4	5	6	7	8	9	AB	R	H	RBI	BB	SO	LOB	TOP																				
4 Trevor Crowe, S OBP: 0.306, SLG: 0.346	G4-3			G4-3		L8			F8	4	0	0	0	0	0	1																					
13 Asdrúbal Cabrera, S OBP: 0.360, SLG: 0.371	L8			K		F7			P3	4	0	0	0	0	1	1																					
17 Shin-Soo Choo, L OBP: 0.386, SLG: 0.462	F7			K					G4-3	4	0	1	0	0	1	0																					
48 Travis Hafner, L OBP: 0.370, SLG: 0.437		K				P6			F7	3	0	0	0	0	1	1																					
47 Shelley Duncan, R OBP: 0.322, SLG: 0.426		K				G5-3			P6	3	0	0	0	0	1	1																					
12 Jayson Nix, R OBP: 0.314, SLG: 0.440										3	0	1	0	0	1	1																					
7 Matt LaPorta, R OBP: 0.314, SLG: 0.366										3	0	0	0	0	0	1																					
1 Luis Valbuena, L OBP: 0.250, SLG: 0.230										3	0	0	0	0	2	0																					
6 Lou Marson, R OBP: 0.263, SLG: 0.272										3	0	1	0	0	1	0																					
<b>Inning Stats</b>	R: 0 H: 0 E: 0 K: 0 S: 6	H: 0 LOB: 0 BB: 0 P: 7	R: 0 H: 0 E: 0 K: 2 S: 8	H: 0 LOB: 0 BB: 0 P: 12	R: 0 H: 0 E: 0 K: 2 S: 10	H: 0 LOB: 0 BB: 0 P: 15	R: 0 H: 0 E: 0 K: 2 S: 12	H: 0 LOB: 0 BB: 0 P: 16	R: 0 H: 1 E: 0 K: 1 S: 11	H: 1 LOB: 1 BB: 0 P: 13	R: 0 H: 1 E: 0 K: 1 S: 18	H: 1 LOB: 1 BB: 0 P: 25	R: 0 H: 0 E: 0 K: 0 S: 8	H: 0 LOB: 0 BB: 0 P: 12	R: 0 H: 0 E: 0 K: 0 S: 7	H: 0 LOB: 0 BB: 0 P: 11	1B: 2 2B: 1 3B: 0 HR: 0	SF: 0 SAC: 0 DP: 0 HBP: 0	WP: 0 PB: 0 SB: 0 CS: 0	PA: 30																	
<b>PITCHER</b>	IP	WLS	BF	H	R	ER	SO	BB	IBB	HBP	BLK	WP	HR	S	P	ERA	WHIP	<b>PITCHER</b>			IP	WLS	BF	H	R	ER	SO	BB	IBB	HBP	BLK	WP	HR	S	P	ERA	WHIP
58 Armando Galarraga, R ERA: 4.21	7.0	W	24	3	0	0	8	0	0	0	0	0	0	73	100	0.00	0.429																				
45 Ryan Perry, R ERA: 4.29	1.0		3	0	0	0	0	0	0	0	0	0	0	8	12	0.00	0.000																				
40 Phil Coke, L ERA: 2.47	1.0		3	0	0	0	0	0	0	0	0	0	0	7	11	0.00	0.000																				

Cleveland Indians @ Detroit Tigers  
Comerica Park, Detroit, MI  
Fri Aug 20 2010, 7:07 PM - 9:37 PM EDT  
Att: 33,936 - Clear - 81 F

AB 30  
R 0  
H 3  
RBI 0  
BB 0  
SO 8  
LOB 6



Batter	1	2	3	4	5	6	7	8	9	AB	R	H	RBI	BB	SO	LOB	BOTTOM																				
14 Austin Jackson, R OBP: 0.356, SLG: 0.406	28 E			FC6-2		K				5	1	3	1	0	1	4																					
28 Will Rhymes, L OBP: 0.326, SLG: 0.365	E2	G3				K			F7	5	1	2	1	0	1	7																					
18 Johnny Damon, L OBP: 0.357, SLG: 0.411	G3			F8					L9	5	0	0	0	0	2	8																					
24 Miguel Cabrera, R OBP: 0.432, SLG: 0.646				K		G6-3			K	5	0	2	1	0	2	3																					
26 Brennan Boesch, L OBP: 0.333, SLG: 0.459	G5-3			G4-3		G6-3				4	0	1	0	0	0	0																					
27 Jhonny Peralta, R OBP: 0.300, SLG: 0.391		F8		G6-3		K			G6-4-3	4	0	0	0	0	1	2																					
15 Brandon Inge, R OBP: 0.337, SLG: 0.415										3	2	3	0	1	0	0																					
32 Don Kelly, L OBP: 0.278, SLG: 0.323										4	2	4	1	0	0	0																					
12 Gerald Laird, R OBP: 0.261, SLG: 0.269										2	0	1	1	1	0	2																					
<b>Inning Stats</b>	R: 2 H: 3 E: 1 K: 0 S: 15	H: 4 LOB: 0 BB: 0 P: 31	R: 0 H: 0 E: 0 K: 1 S: 7	H: 0 LOB: 0 BB: 0 P: 10	R: 1 H: 2 E: 0 K: 0 S: 15	H: 2 LOB: 2 BB: 1 P: 22	R: 0 H: 0 E: 0 K: 1 S: 7	H: 0 LOB: 0 BB: 0 P: 8	R: 0 H: 2 E: 0 K: 2 S: 12	H: 2 LOB: 1 BB: 0 P: 19	R: 0 H: 2 E: 0 K: 0 S: 6	H: 2 LOB: 1 BB: 0 P: 13	R: 1 H: 3 E: 0 K: 2 S: 18	H: 3 LOB: 3 BB: 1 P: 29	1B: 13 2B: 2 3B: 1 HR: 0	SF: 0 SAC: 1 DP: 1 HBP: 0	WP: 0 PB: 0 SB: 1 CS: 0	PA: 40																			
<b>PITCHER</b>	IP	WLS	BF	H	R	ER	SO	BB	IBB	HBP	BLK	WP	HR	S	P	ERA	WHIP	<b>PITCHER</b>			IP	WLS	BF	H	R	ER	SO	BB	IBB	HBP	BLK	WP	HR	S	P	ERA	WHIP
63 Justin Masterson, R ERA: 5.33	6.0	L	29	11	5	5	5	1	0	0	0	0	0	76	113	7.50	2.000																				
57 Hector Ambriz, R ERA: 5.83	2.0		11	5	1	1	2	1	0	0	0	0	0	24	42	4.50	3.000																				

Cleveland Indians @ Detroit Tigers  
Comerica Park, Detroit, MI  
Fri Aug 20 2010, 7:07 PM - 9:37 PM EDT  
Att: 33,936 - Clear - 81 F

AB 37  
R 6  
H 16  
RBI 5  
BB 2  
SO 7  
LOB 26



Batter	1	2	3	4	5	6	7	8	9	AB	R	H	RBI	BB	SO	LOB	TOP										
4 Trevor Crowe, S OBP: 0.305, SLG: 0.345										4	0	1	0	0	0	1	<b>Cleveland Indians @ Detroit Tigers</b> Comerica Park, Detroit, MI Sat Aug 21 2010, 7:09 PM - 9:36 PM EDT Att: 38,088 - Cloudy - 71 F										
13 Asdrúbal Cabrera, S OBP: 0.336, SLG: 0.369										4	0	1	0	0	1	0											
17 Shin-Soo Choo, L OBP: 0.382, SLG: 0.457										4	1	0	0	0	1	3											
48 Travis Hafner, L OBP: 0.372, SLG: 0.438										4	0	2	1	0	0	0											
12 Javson Nix, R OBP: 0.308, SLG: 0.431										4	0	0	0	0	3	5											
47 Shelley Duncan, R OBP: 0.315, SLG: 0.415										4	0	0	0	0	1	1											
7 Matt LaPorta, R OBP: 0.311, SLG: 0.362										3	0	0	0	0	0	0											
16 Jason Donald, R OBP: 0.310, SLG: 0.386										3	0	0	0	0	2	0											
8 Chris Gimenez, R OBP: 0.273, SLG: 0.276										1	1	0	0	2	1	0											
<b>Inning Stats</b>	R: 1 H: 0 E: 2 K: 1 S: 18	H: 0 LOB: 1 BB: 0 P: 24	R: 0 H: 0 E: 0 K: 1 S: 8	H: 0 LOB: 0 BB: 0 P: 13	R: 1 H: 3 E: 0 K: 1 S: 14	H: 3 LOB: 2 BB: 1 P: 21	R: 0 H: 0 E: 0 K: 0 S: 6	H: 0 LOB: 0 BB: 0 P: 11	R: 0 H: 1 E: 0 K: 2 S: 13	H: 1 LOB: 1 BB: 0 P: 17	R: 0 H: 0 E: 0 K: 2 S: 12	H: 0 LOB: 0 BB: 0 P: 15	R: 0 H: 0 E: 0 K: 0 S: 8	H: 0 LOB: 0 BB: 0 P: 9	R: 0 H: 0 E: 0 K: 1 S: 6	H: 0 LOB: 0 BB: 0 P: 10	1B: 4 2B: 0 3B: 0 HR: 0	SF: 0 SAC: 0 DP: 2 HBP: 0	WP: 0 PB: 0 SB: 1 CS: 0	PA: 33							
<b>PITCHER</b>	IP	WLS	BF	H	R	ER	SO	BB	IBB	HBP	BLK	WP	HR	S	P	ERA	WHIP										
37 Max Scherzer, R ERA: 3.73	7.0	W	27	4	2	1	8	2	0	0	0	0	0	85	119	1.29	0.857										
40 Phil Coke, L ERA: 2.42	1.0	H	3	0	0	0	0	0	0	0	0	0	0	8	9	0.00	0.000										
46 Jose Valverde, R ERA: 2.68	1.0	S	3	0	0	0	1	0	0	0	0	0	0	6	10	0.00	0.000										

Batter	1	2	3	4	5	6	7	8	9	AB	R	H	RBI	BB	SO	LOB	BOTTOM										
14 Austin Jackson, R OBP: 0.357, SLG: 0.411										4	2	2	0	0	0	0	<b>Cleveland Indians @ Detroit Tigers</b> Comerica Park, Detroit, MI Sat Aug 21 2010, 7:09 PM - 9:36 PM EDT Att: 38,088 - Cloudy - 71 F										
28 Will Rhymes, L OBP: 0.314, SLG: 0.348										3	0	0	0	0	1	0											
25 Ryan Raburn, R OBP: 0.301, SLG: 0.403										4	1	1	1	0	1	0											
24 Miguel Cabrera, R OBP: 0.435, SLG: 0.647										2	1	1	0	2	0	0											
26 Brennan Boesch, L OBP: 0.334, SLG: 0.462										4	0	2	1	0	0	3											
27 Jhonny Peralta, R OBP: 0.300, SLG: 0.390										4	0	1	0	0	0	4											
15 Brandon Inge, R OBP: 0.336, SLG: 0.413										2	0	0	1	1	0	0											
13 Alex Avila, L OBP: 0.308, SLG: 0.325										3	0	0	0	1	1	1											
32 Don Kelly, L OBP: 0.277, SLG: 0.340										4	1	1	1	0	1	3											
<b>Inning Stats</b>	R: 2 H: 2 E: 0 K: 0 S: 11	H: 2 LOB: 1 BB: 1 P: 18	R: 0 H: 0 E: 0 K: 0 S: 8	H: 0 LOB: 0 BB: 0 P: 13	R: 0 H: 0 E: 0 K: 0 S: 9	H: 0 LOB: 0 BB: 0 P: 13	R: 1 H: 2 E: 0 K: 0 S: 14	H: 2 LOB: 1 BB: 0 P: 19	R: 2 H: 3 E: 0 K: 0 S: 15	H: 3 LOB: 2 BB: 1 P: 25	R: 0 H: 0 E: 0 K: 2 S: 10	H: 0 LOB: 0 BB: 0 P: 13	R: 0 H: 0 E: 0 K: 0 S: 6	H: 0 LOB: 0 BB: 0 P: 10	R: 0 H: 1 E: 1 K: 0 S: 13	H: 1 LOB: 3 BB: 2 P: 26	1B: 2 2B: 5 3B: 0 HR: 1	SF: 1 SAC: 1 DP: 0 HBP: 0	WP: 1 PB: 0 SB: 0 CS: 0	PA: 36							
<b>PITCHER</b>	IP	WLS	BF	H	R	ER	SO	BB	IBB	HBP	BLK	WP	HR	S	P	ERA	WHIP										
43 Josh Tomlin, R ERA: 3.86	6.0	L	27	7	5	5	2	0	2	0	0	0	1	67	101	7.50	1.167										
39 Justin Germano, R ERA: 4.55	1.0		3	0	0	0	0	0	0	0	0	0	0	6	10	0.00	0.000										
38 Joe Smith, R ERA: 4.55	1.0		6	1	0	0	0	2	0	0	0	0	0	13	26	0.00	3.000										

AB	31
R	2
H	4
RBI	1
BB	2
SO	9
LOB	10

AB	30
R	5
H	8
RBI	4
BB	4
SO	2
LOB	13

Batter	1	2	3	4	5	6	7	8	9	AB	R	H	RBI	BB	SO	LOB	TOP
4 Trevor Crowe, S OBP: 0.304, SLG: 0.343										4	0	1	0	0	1	2	<b>Cleveland Indians @ Detroit Tigers</b> Comerica Park, Detroit, MI Sun Aug 22 2010, 1:07 PM - 3:39 PM EDT Att: 35,104 - Cloudy - 73 F
13 Asdrúbal Cabrera, S OBP: 0.335, SLG: 0.229										3	0	0	0	0	1	2	
17 Shin-Soo Choo, L OBP: 0.365, SLG: 0.467										4	1	3	1	0	0	0	
8 Chris Gimenez, R OBP: 0.273, SLG: 0.276										0	0	0	0	0	0	0	
48 Travis Hafner, L OBP: 0.370, SLG: 0.435										4	0	1	0	0	2	2	
12 Jayson Nix, R OBP: 0.303, SLG: 0.423										4	0	0	0	0	1	3	
25 Andy Marte, R OBP: 0.300, SLG: 0.365										3	0	0	0	1	0	1	
47 Shelley Duncan, R OBP: 0.308, SLG: 0.405										4	0	0	0	0	1	2	
16 Jason Donald, R OBP: 0.309, SLG: 0.384										4	0	1	0	0	2	0	
6 Lou Marson, R OBP: 0.264, SLG: 0.279										3	0	1	0	0	1	1	
<b>Inning Stats</b>	R: 1 H: 1 E: 0 K: 2 S: 13	H: 1 LOB: 0 BB: 0 P: 15	R: 0 H: 0 E: 0 K: 0 S: 7	H: 0 LOB: 0 BB: 0 P: 11	R: 0 H: 1 E: 0 K: 2 S: 12	H: 1 LOB: 2 BB: 1 P: 17	R: 0 H: 1 E: 0 K: 1 S: 12	H: 1 LOB: 1 BB: 0 P: 10	R: 0 H: 1 E: 0 K: 1 S: 12	H: 1 LOB: 1 BB: 0 P: 15	R: 0 H: 1 E: 0 K: 1 S: 12	H: 0 LOB: 0 BB: 0 P: 13	R: 0 H: 0 E: 0 K: 1 S: 8	H: 0 LOB: 0 BB: 0 P: 13	1B: 5 2B: 1 3B: 0 HR: 1	SF: 0 SAC: 0 DP: 0 HBP: 0	WP: 0 PA: 35 PB: 0 SB: 0 CS: 0
<b>PITCHER</b>	IP WLS BF H R ER SO BB IBB HBP BLK WP HR S P ERA WHIP																
35 Justin Verlander, R ERA: 3.65	(1, 1) 8.0 W 32 7 1 1 8 1 0 0 0 0 0 1 82 115 1.12 1.000																
43 Alfredo Figaro, R ERA: 10.6	(9, 1) 1.0 3 0 0 0 0 1 0 0 0 0 0 0 0 8 13 0.00 0.000																

Batter	1	2	3	4	5	6	7	8	9	AB	R	H	RBI	BB	SO	LOB	BOTTOM		
14 Austin Jackson, R OBP: 0.356, SLG: 0.409										5	2	1	0	0	0	1	<b>Cleveland Indians @ Detroit Tigers</b> Comerica Park, Detroit, MI Sun Aug 22 2010, 1:07 PM - 3:39 PM EDT Att: 35,104 - Cloudy - 73 F		
28 Will Rhymes, L OBP: 0.347, SLG: 0.394										5	3	4	1	0	1	0			
18 Johnny Damon, L OBP: 0.355, SLG: 0.409										5	0	1	1	0	2	5			
24 Miguel Cabrera, R OBP: 0.435, SLG: 0.645										3	2	1	1	1	0	1			
25 Ryan Raburn, R OBP: 0.301, SLG: 0.403										0	0	0	0	0	0	0			
26 Brennan Boesch, L OBP: 0.336, SLG: 0.464										3	0	1	2	1	1	1			
27 Jhonny Peralta, R OBP: 0.300, SLG: 0.389										3	0	1	3	0	0	0			
15 Brandon Inge, R OBP: 0.337, SLG: 0.412										3	0	1	0	1	0	0			
32 Don Kelly, L OBP: 0.271, SLG: 0.331										4	0	0	0	0	0	5			
12 Gerald Laird, R OBP: 0.261, SLG: 0.269										4	1	1	0	0	2	3			
<b>Inning Stats</b>	R: 3 H: 5 E: 1 K: 0 S: 16	H: 2 LOB: 2 BB: 1 P: 28	R: 3 H: 2 E: 1 K: 1 S: 19	H: 2 LOB: 2 BB: 2 P: 33	R: 2 H: 3 E: 1 K: 0 S: 15	H: 3 LOB: 1 BB: 0 P: 22	R: 0 H: 0 E: 0 K: 0 S: 7	H: 0 LOB: 0 BB: 0 P: 10	R: 0 H: 1 E: 0 K: 2 S: 12	H: 1 LOB: 1 BB: 0 P: 17	R: 0 H: 0 E: 0 K: 1 S: 10	H: 0 LOB: 0 BB: 0 P: 13	R: 0 H: 0 E: 0 K: 1 S: 9	H: 0 LOB: 0 BB: 0 P: 13	R: 0 H: 0 E: 0 K: 1 S: 7	H: 0 LOB: 0 BB: 0 P: 12	1B: 9 2B: 2 3B: 0 HR: 0	SF: 1 SAC: 0 DP: 0 HBP: 0	WP: 0 PA: 39 PB: 0 SB: 0 CS: 0
<b>PITCHER</b>	IP WLS BF H R ER SO BB IBB HBP BLK WP HR S P ERA WHIP																		
58 Jeanmar Gómez, R ERA: 3.06	(1, 1) 3.0 L 23 10 8 5 1 0 1 2 0 0 0 0 0 0 19 27 0.00 0.500																		
56 Fran Herrmann, R ERA: 4.13	(4, 1) 2.0 7 1 0 0 2 0 0 0 0 0 0 0 0 19 27 0.00 0.500																		
53 Rafael Perez, L ERA: 3.17	(6, 1) 1.0 3 0 0 0 1 0 0 0 0 0 0 0 0 10 13 0.00 0.000																		
49 Tony Sipp, L ERA: 4.72	(7, 1) 1.0 3 0 0 0 1 0 0 0 0 0 0 0 0 9 13 0.00 0.000																		
54 Chris Perez, R ERA: 2.17	(8, 1) 1.0 3 0 0 0 1 0 0 0 0 0 0 0 0 7 12 0.00 0.000																		









Batter	1	2	3	4	5	6	7	8	9	AB	R	H	RBI	BB	SO	LOB	TOP				
7 <b>Grégor Blanco, L</b> OBP: 0.363, SLG: 0.364			SH1-3							4	0	4	1	1	0	0	<b>Kansas City Royals @ Cleveland Indians</b> Progressive Field, Cleveland, OH Fri Aug 27 2010, 7:07 PM - 10:22 PM EDT Att: 17,631 - Clear - 69 F				
18 <b>Jason Kendall, R</b> OBP: 0.317, SLG: 0.299				F8						4	0	1	0	1	0	7					
30 <b>Kila Ka'aihue, L</b> OBP: 0.256, SLG: 0.293			G1-6-3							4	0	1	0	1	0	4					
24 <b>Wilson Betemit, S</b> OBP: 0.411, SLG: 0.566										4	1	1	1	1	2	6					
4 <b>Alex Gordon, L</b> OBP: 0.310, SLG: 0.367										4	1	2	0	1	0	1					
8 <b>Willie Bloomquist, R</b> OBP: 0.269, SLG: 0.360										5	2	3	0	0	0	2					
12 <b>Mitch Maier, L</b> OBP: 0.325, SLG: 0.368										5	0	0	0	0	1	7					
3 <b>Yuniesky Betancourt, R</b> OBP: 0.289, SLG: 0.426										5	0	2	1	0	1	2					
17 <b>Chris Getz, L</b> OBP: 0.302, SLG: 0.272										4	0	2	1	1	2	2					
<b>Inning Stats</b>	R: 0 E: 0 K: 0 S: 8	H: 2 LOB: 1 BB: 0 P: 12	R: 0 E: 0 K: 0 S: 8	H: 1 LOB: 1 BB: 0 P: 10	R: 0 E: 0 K: 0 S: 5	H: 0 LOB: 1 BB: 2 P: 14	R: 3 E: 0 K: 1 S: 17	H: 4 LOB: 2 BB: 1 P: 29	R: 0 E: 0 K: 2 S: 13	H: 2 LOB: 3 BB: 0 P: 24	R: 0 E: 0 K: 2 S: 10	H: 1 LOB: 1 BB: 0 P: 13	R: 0 E: 0 K: 1 S: 16	H: 2 LOB: 2 BB: 1 P: 28	R: 1 E: 0 K: 0 S: 17	H: 3 LOB: 3 BB: 1 P: 26	1B: 13 2B: 2 3B: 0 HR: 1	SF: 0 SAC: 1 DP: 3 HBP: 1	WP: 0 PB: 0 SB: 0 CS: 0	PA: 47	
<b>PITCHER</b>	IP WLS BF H R ER SO BB IBB HBP BLK WP HR S P ERA WHIP	IP WLS BF H R ER SO BB IBB HBP BLK WP HR S P ERA WHIP	IP WLS BF H R ER SO BB IBB HBP BLK WP HR S P ERA WHIP	IP WLS BF H R ER SO BB IBB HBP BLK WP HR S P ERA WHIP	IP WLS BF H R ER SO BB IBB HBP BLK WP HR S P ERA WHIP	IP WLS BF H R ER SO BB IBB HBP BLK WP HR S P ERA WHIP	IP WLS BF H R ER SO BB IBB HBP BLK WP HR S P ERA WHIP	IP WLS BF H R ER SO BB IBB HBP BLK WP HR S P ERA WHIP	IP WLS BF H R ER SO BB IBB HBP BLK WP HR S P ERA WHIP	IP WLS BF H R ER SO BB IBB HBP BLK WP HR S P ERA WHIP	IP WLS BF H R ER SO BB IBB HBP BLK WP HR S P ERA WHIP	IP WLS BF H R ER SO BB IBB HBP BLK WP HR S P ERA WHIP	IP WLS BF H R ER SO BB IBB HBP BLK WP HR S P ERA WHIP	IP WLS BF H R ER SO BB IBB HBP BLK WP HR S P ERA WHIP	IP WLS BF H R ER SO BB IBB HBP BLK WP HR S P ERA WHIP	IP WLS BF H R ER SO BB IBB HBP BLK WP HR S P ERA WHIP	IP WLS BF H R ER SO BB IBB HBP BLK WP HR S P ERA WHIP	IP WLS BF H R ER SO BB IBB HBP BLK WP HR S P ERA WHIP	IP WLS BF H R ER SO BB IBB HBP BLK WP HR S P ERA WHIP	IP WLS BF H R ER SO BB IBB HBP BLK WP HR S P ERA WHIP	IP WLS BF H R ER SO BB IBB HBP BLK WP HR S P ERA WHIP

**Kansas City Royals @ Cleveland Indians**  
 Progressive Field, Cleveland, OH  
 Fri Aug 27 2010, 7:07 PM - 10:22 PM EDT  
 Att: 17,631 - Clear - 69 F

AB 39  
 R 4  
 H 16  
 RBI 4  
 BB 6  
 SO 6  
 LOB 31



Batter	1	2	3	4	5	6	7	8	9	AB	R	H	RBI	BB	SO	LOB	BOTTOM				
23 <b>Michael Brantley, L</b> OBP: 0.280, SLG: 0.299										5	1	1	2	0	2	1	<b>Kansas City Royals @ Cleveland Indians</b> Progressive Field, Cleveland, OH Fri Aug 27 2010, 7:07 PM - 10:22 PM EDT Att: 17,631 - Clear - 69 F				
13 <b>Adrián Cabrera, S</b> OBP: 0.324, SLG: 0.356										6	0	1	1	0	1	2					
17 <b>Shin-Soo Choo, L</b> OBP: 0.392, SLG: 0.469										4	2	2	1	2	1	2					
48 <b>Travis Hafner, L</b> OBP: 0.371, SLG: 0.432										3	2	2	0	2	0	1					
12 <b>Jayson Nix, R</b> OBP: 0.311, SLG: 0.448										5	2	3	4	0	0	2					
4 <b>Trevor Crowe, S</b> OBP: 0.304, SLG: 0.337										4	1	1	0	1	1	4					
7 <b>Matt LaPorta, R</b> OBP: 0.310, SLG: 0.374										4	2	1	3	1	2	2					
16 <b>Jason Donald, R</b> OBP: 0.320, SLG: 0.393										5	3	4	0	0	0	1					
8 <b>Chris Gimenez, R</b> OBP: 0.316, SLG: 0.424										4	2	2	4	1	0	2					
<b>Inning Stats</b>	R: 0 E: 0 K: 1 S: 12	H: 0 LOB: 0 BB: 0 P: 16	R: 6 E: 0 K: 1 S: 25	H: 7 LOB: 2 BB: 1 P: 40	R: 0 E: 0 K: 0 S: 7	H: 0 LOB: 1 BB: 1 P: 14	R: 1 E: 0 K: 1 S: 12	H: 2 LOB: 1 BB: 1 P: 18	R: 3 E: 0 K: 1 S: 14	H: 2 LOB: 1 BB: 2 P: 25	R: 0 E: 0 K: 1 S: 9	H: 0 LOB: 0 BB: 0 P: 16	R: 0 E: 0 K: 1 S: 6	H: 1 LOB: 1 BB: 0 P: 9	R: 5 E: 0 K: 1 S: 21	H: 5 LOB: 2 BB: 2 P: 37	1B: 7 2B: 7 3B: 0 HR: 3	SF: 1 SAC: 0 DP: 0 HBP: 0	WP: 1 PB: 0 SB: 2 CS: 0	PA: 48	
<b>PITCHER</b>	IP WLS BF H R ER SO BB IBB HBP BLK WP HR S P ERA WHIP	IP WLS BF H R ER SO BB IBB HBP BLK WP HR S P ERA WHIP	IP WLS BF H R ER SO BB IBB HBP BLK WP HR S P ERA WHIP	IP WLS BF H R ER SO BB IBB HBP BLK WP HR S P ERA WHIP	IP WLS BF H R ER SO BB IBB HBP BLK WP HR S P ERA WHIP	IP WLS BF H R ER SO BB IBB HBP BLK WP HR S P ERA WHIP	IP WLS BF H R ER SO BB IBB HBP BLK WP HR S P ERA WHIP	IP WLS BF H R ER SO BB IBB HBP BLK WP HR S P ERA WHIP	IP WLS BF H R ER SO BB IBB HBP BLK WP HR S P ERA WHIP	IP WLS BF H R ER SO BB IBB HBP BLK WP HR S P ERA WHIP	IP WLS BF H R ER SO BB IBB HBP BLK WP HR S P ERA WHIP	IP WLS BF H R ER SO BB IBB HBP BLK WP HR S P ERA WHIP	IP WLS BF H R ER SO BB IBB HBP BLK WP HR S P ERA WHIP	IP WLS BF H R ER SO BB IBB HBP BLK WP HR S P ERA WHIP	IP WLS BF H R ER SO BB IBB HBP BLK WP HR S P ERA WHIP	IP WLS BF H R ER SO BB IBB HBP BLK WP HR S P ERA WHIP	IP WLS BF H R ER SO BB IBB HBP BLK WP HR S P ERA WHIP	IP WLS BF H R ER SO BB IBB HBP BLK WP HR S P ERA WHIP	IP WLS BF H R ER SO BB IBB HBP BLK WP HR S P ERA WHIP	IP WLS BF H R ER SO BB IBB HBP BLK WP HR S P ERA WHIP	IP WLS BF H R ER SO BB IBB HBP BLK WP HR S P ERA WHIP

**Kansas City Royals @ Cleveland Indians**  
 Progressive Field, Cleveland, OH  
 Fri Aug 27 2010, 7:07 PM - 10:22 PM EDT  
 Att: 17,631 - Clear - 69 F

AB 40  
 R 15  
 H 17  
 RBI 15  
 BB 7  
 SO 7  
 LOB 17



Kansas City Royals @ Cleveland Indians													Progressive Field, Cleveland, OH				TOP																																																																																																																																																																																																																																																																																																																																																																																							
Kansas City Royals @ Cleveland Indians													Progressive Field, Cleveland, OH				Sat Aug 28 2010, 7:07 PM - 10:14 PM EDT																																																																																																																																																																																																																																																																																																																																																																																							
Kansas City Royals @ Cleveland Indians													Progressive Field, Cleveland, OH				Att: 16,372 - Clear - 75 F																																																																																																																																																																																																																																																																																																																																																																																							
Kansas City Royals @ Cleveland Indians													Progressive Field, Cleveland, OH				Sat Aug 28 2010, 7:07 PM - 10:14 PM EDT																																																																																																																																																																																																																																																																																																																																																																																							
Kansas City Royals @ Cleveland Indians													Progressive Field, Cleveland, OH				Att: 16,372 - Clear - 75 F																																																																																																																																																																																																																																																																																																																																																																																							
<table border="1"> <thead> <tr> <th>Batter</th> <th>1</th> <th>2</th> <th>3</th> <th>4</th> <th>5</th> <th>6</th> <th>7</th> <th>8</th> <th>9</th> <th>10</th> <th>AB</th> <th>R</th> <th>H</th> <th>RBI</th> <th>BB</th> <th>SO</th> <th>LOB</th> </tr> </thead> <tbody> <tr> <td>7 Grégor Blanco, L OBP: 0.358, SLG: 0.359</td> <td>G6-3</td> <td></td> <td>L9</td> <td></td> <td>L3</td> <td></td> <td>F8</td> <td></td> <td>18 BB 1B</td> <td></td> <td>5</td> <td>0</td> <td>1</td> <td>0</td> <td>0</td> <td>0</td> <td>3</td> </tr> <tr> <td>18 Jason Kendall, R OBP: 0.320, SLG: 0.299</td> <td>K</td> <td></td> <td>K</td> <td></td> <td></td> <td>24 HR 1B</td> <td></td> <td>24 WP 2B</td> <td></td> <td></td> <td>3</td> <td>2</td> <td>1</td> <td>0</td> <td>2</td> <td>2</td> <td>0</td> </tr> <tr> <td>30 Kila Ka'aihue, L OBP: 0.256, SLG: 0.282</td> <td></td> <td></td> <td></td> <td></td> <td></td> <td></td> <td></td> <td></td> <td></td> <td></td> <td>3</td> <td>0</td> <td>0</td> <td>0</td> <td>1</td> <td>0</td> <td>2</td> </tr> <tr> <td>16 Billy Butler, R OBP: 0.376, SLG: 0.453</td> <td></td> <td></td> <td>P4</td> <td></td> <td></td> <td>F8</td> <td></td> <td>F7</td> <td>F8</td> <td></td> <td>1</td> <td>0</td> <td>0</td> <td>0</td> <td>0</td> <td>0</td> <td>2</td> </tr> <tr> <td>24 Wilson Betemit, S OBP: 0.415, SLG: 0.568</td> <td>L7</td> <td></td> <td></td> <td></td> <td>F8</td> <td></td> <td></td> <td>8 BB 2B</td> <td></td> <td>4 SH5-3 BB</td> <td>4</td> <td>1</td> <td>2</td> <td>3</td> <td>1</td> <td>0</td> <td>1</td> </tr> <tr> <td>4 Alex Gordon, L OBP: 0.309, SLG: 0.364</td> <td></td> <td>12 BB 1B</td> <td></td> <td>G3</td> <td></td> <td>K</td> <td></td> <td>K</td> <td></td> <td>SH5-3</td> <td>4</td> <td>0</td> <td>1</td> <td>0</td> <td>0</td> <td>2</td> <td>1</td> </tr> <tr> <td>8 Willie Bloomquist, R OBP: 0.262, SLG: 0.377</td> <td>F9</td> <td></td> <td></td> <td>G1-3</td> <td></td> <td></td> <td></td> <td>12 CS BB</td> <td></td> <td></td> <td>4</td> <td>0</td> <td>1</td> <td>0</td> <td>1</td> <td>1</td> <td>2</td> </tr> <tr> <td>12 Mitch Maier, L OBP: 0.328, SLG: 0.374</td> <td></td> <td></td> <td></td> <td></td> <td></td> <td></td> <td></td> <td></td> <td></td> <td></td> <td>3</td> <td>0</td> <td>2</td> <td>0</td> <td>0</td> <td>0</td> <td>0</td> </tr> <tr> <td>26 Jai Miller, R OBP: 0.167, SLG: 0.167</td> <td></td> <td></td> <td></td> <td></td> <td></td> <td></td> <td></td> <td></td> <td></td> <td></td> <td>2</td> <td>0</td> <td>0</td> <td>0</td> <td>0</td> <td>0</td> <td>3</td> </tr> <tr> <td>3 Yuniesky Betancourt, R OBP: 0.289, SLG: 0.424</td> <td></td> <td></td> <td>K</td> <td></td> <td></td> <td></td> <td></td> <td></td> <td></td> <td></td> <td>4</td> <td>0</td> <td>1</td> <td>0</td> <td>0</td> <td>1</td> <td>2</td> </tr> <tr> <td>17 Chris Getz, L OBP: 0.301, SLG: 0.272</td> <td></td> <td></td> <td>G6-3</td> <td></td> <td></td> <td></td> <td></td> <td></td> <td></td> <td></td> <td>4</td> <td>0</td> <td>1</td> <td>0</td> <td>0</td> <td>0</td> <td>4</td> </tr> </tbody> </table>													Batter	1	2	3	4	5	6	7	8	9	10	AB	R	H	RBI	BB	SO	LOB	7 Grégor Blanco, L OBP: 0.358, SLG: 0.359	G6-3		L9		L3		F8		18 BB 1B		5	0	1	0	0	0	3	18 Jason Kendall, R OBP: 0.320, SLG: 0.299	K		K			24 HR 1B		24 WP 2B			3	2	1	0	2	2	0	30 Kila Ka'aihue, L OBP: 0.256, SLG: 0.282											3	0	0	0	1	0	2	16 Billy Butler, R OBP: 0.376, SLG: 0.453			P4			F8		F7	F8		1	0	0	0	0	0	2	24 Wilson Betemit, S OBP: 0.415, SLG: 0.568	L7				F8			8 BB 2B		4 SH5-3 BB	4	1	2	3	1	0	1	4 Alex Gordon, L OBP: 0.309, SLG: 0.364		12 BB 1B		G3		K		K		SH5-3	4	0	1	0	0	2	1	8 Willie Bloomquist, R OBP: 0.262, SLG: 0.377	F9			G1-3				12 CS BB			4	0	1	0	1	1	2	12 Mitch Maier, L OBP: 0.328, SLG: 0.374											3	0	2	0	0	0	0	26 Jai Miller, R OBP: 0.167, SLG: 0.167											2	0	0	0	0	0	3	3 Yuniesky Betancourt, R OBP: 0.289, SLG: 0.424			K								4	0	1	0	0	1	2	17 Chris Getz, L OBP: 0.301, SLG: 0.272			G6-3								4	0	1	0	0	0	4	<table border="1"> <thead> <tr> <th>Inning Stats</th> <th>R</th> <th>H</th> <th>E</th> <th>K</th> <th>S</th> <th>IP</th> <th>WLS</th> <th>BF</th> <th>H</th> <th>R</th> <th>ER</th> <th>SO</th> <th>BB</th> <th>IBB</th> <th>HBP</th> <th>BLK</th> <th>WP</th> <th>HR</th> <th>S</th> <th>P</th> <th>ERA</th> <th>WHIP</th> </tr> </thead> <tbody> <tr> <td>58 Jeanmar Gómez, R ERA: 3.08</td> <td>0</td> <td>0</td> <td>0</td> <td>1</td> <td>14</td> <td>5.2</td> <td>0</td> <td>24</td> <td>6</td> <td>2</td> <td>4</td> <td>2</td> <td>2</td> <td>0</td> <td>0</td> <td>0</td> <td>0</td> <td>1</td> <td>57</td> <td>95</td> <td>3.18</td> <td>1.412</td> </tr> <tr> <td>49 Tony Sipp, L ERA: 4.74</td> <td>0</td> <td>0</td> <td>0</td> <td>0</td> <td>0</td> <td>1.1</td> <td>0</td> <td>4</td> <td>1</td> <td>0</td> <td>0</td> <td>0</td> <td>0</td> <td>0</td> <td>0</td> <td>0</td> <td>0</td> <td>0</td> <td>7</td> <td>13</td> <td>0.00</td> <td>0.750</td> </tr> <tr> <td>38 Joe Smith, R ERA: 4.66</td> <td>0</td> <td>0</td> <td>0</td> <td>0</td> <td>0</td> <td>0.0</td> <td>0</td> <td>1</td> <td>0</td> <td>1</td> <td>0</td> <td>0</td> <td>0</td> <td>0</td> <td>0</td> <td>0</td> <td>0</td> <td>0</td> <td>1</td> <td>5</td> <td>∞</td> <td>∞</td> </tr> <tr> <td>53 Rafael Perez, L ERA: 2.98</td> <td>0</td> <td>0</td> <td>0</td> <td>0</td> <td>0</td> <td>2.0</td> <td>0</td> <td>10</td> <td>3</td> <td>0</td> <td>1</td> <td>1</td> <td>0</td> <td>0</td> <td>0</td> <td>0</td> <td>0</td> <td>1</td> <td>22</td> <td>41</td> <td>∞</td> <td>2.000</td> </tr> <tr> <td>54 Chris Perez, R ERA: 2.06</td> <td>0</td> <td>0</td> <td>0</td> <td>0</td> <td>0</td> <td>1.0</td> <td>0</td> <td>4</td> <td>0</td> <td>0</td> <td>0</td> <td>1</td> <td>0</td> <td>0</td> <td>0</td> <td>0</td> <td>0</td> <td>0</td> <td>8</td> <td>14</td> <td>0.00</td> <td>1.000</td> </tr> </tbody> </table>				Inning Stats	R	H	E	K	S	IP	WLS	BF	H	R	ER	SO	BB	IBB	HBP	BLK	WP	HR	S	P	ERA	WHIP	58 Jeanmar Gómez, R ERA: 3.08	0	0	0	1	14	5.2	0	24	6	2	4	2	2	0	0	0	0	1	57	95	3.18	1.412	49 Tony Sipp, L ERA: 4.74	0	0	0	0	0	1.1	0	4	1	0	0	0	0	0	0	0	0	0	7	13	0.00	0.750	38 Joe Smith, R ERA: 4.66	0	0	0	0	0	0.0	0	1	0	1	0	0	0	0	0	0	0	0	1	5	∞	∞	53 Rafael Perez, L ERA: 2.98	0	0	0	0	0	2.0	0	10	3	0	1	1	0	0	0	0	0	1	22	41	∞	2.000	54 Chris Perez, R ERA: 2.06	0	0	0	0	0	1.0	0	4	0	0	0	1	0	0	0	0	0	0	8	14	0.00	1.000	<table border="1"> <thead> <tr> <th>AB</th> <th>R</th> <th>H</th> <th>RBI</th> <th>BB</th> <th>SO</th> <th>LOB</th> </tr> </thead> <tbody> <tr> <td>37</td> <td>3</td> <td>10</td> <td>3</td> <td>5</td> <td>6</td> <td>20</td> </tr> </tbody> </table>		AB	R	H	RBI	BB	SO	LOB	37	3	10	3	5	6	20	<table border="1"> <thead> <tr> <th>WP</th> <th>PA</th> </tr> </thead> <tbody> <tr> <td>1</td> <td>44</td> </tr> </tbody> </table>		WP	PA	1	44
Batter	1	2	3	4	5	6	7	8	9	10	AB	R	H	RBI	BB	SO	LOB																																																																																																																																																																																																																																																																																																																																																																																							
7 Grégor Blanco, L OBP: 0.358, SLG: 0.359	G6-3		L9		L3		F8		18 BB 1B		5	0	1	0	0	0	3																																																																																																																																																																																																																																																																																																																																																																																							
18 Jason Kendall, R OBP: 0.320, SLG: 0.299	K		K			24 HR 1B		24 WP 2B			3	2	1	0	2	2	0																																																																																																																																																																																																																																																																																																																																																																																							
30 Kila Ka'aihue, L OBP: 0.256, SLG: 0.282											3	0	0	0	1	0	2																																																																																																																																																																																																																																																																																																																																																																																							
16 Billy Butler, R OBP: 0.376, SLG: 0.453			P4			F8		F7	F8		1	0	0	0	0	0	2																																																																																																																																																																																																																																																																																																																																																																																							
24 Wilson Betemit, S OBP: 0.415, SLG: 0.568	L7				F8			8 BB 2B		4 SH5-3 BB	4	1	2	3	1	0	1																																																																																																																																																																																																																																																																																																																																																																																							
4 Alex Gordon, L OBP: 0.309, SLG: 0.364		12 BB 1B		G3		K		K		SH5-3	4	0	1	0	0	2	1																																																																																																																																																																																																																																																																																																																																																																																							
8 Willie Bloomquist, R OBP: 0.262, SLG: 0.377	F9			G1-3				12 CS BB			4	0	1	0	1	1	2																																																																																																																																																																																																																																																																																																																																																																																							
12 Mitch Maier, L OBP: 0.328, SLG: 0.374											3	0	2	0	0	0	0																																																																																																																																																																																																																																																																																																																																																																																							
26 Jai Miller, R OBP: 0.167, SLG: 0.167											2	0	0	0	0	0	3																																																																																																																																																																																																																																																																																																																																																																																							
3 Yuniesky Betancourt, R OBP: 0.289, SLG: 0.424			K								4	0	1	0	0	1	2																																																																																																																																																																																																																																																																																																																																																																																							
17 Chris Getz, L OBP: 0.301, SLG: 0.272			G6-3								4	0	1	0	0	0	4																																																																																																																																																																																																																																																																																																																																																																																							
Inning Stats	R	H	E	K	S	IP	WLS	BF	H	R	ER	SO	BB	IBB	HBP	BLK	WP	HR	S	P	ERA	WHIP																																																																																																																																																																																																																																																																																																																																																																																		
58 Jeanmar Gómez, R ERA: 3.08	0	0	0	1	14	5.2	0	24	6	2	4	2	2	0	0	0	0	1	57	95	3.18	1.412																																																																																																																																																																																																																																																																																																																																																																																		
49 Tony Sipp, L ERA: 4.74	0	0	0	0	0	1.1	0	4	1	0	0	0	0	0	0	0	0	0	7	13	0.00	0.750																																																																																																																																																																																																																																																																																																																																																																																		
38 Joe Smith, R ERA: 4.66	0	0	0	0	0	0.0	0	1	0	1	0	0	0	0	0	0	0	0	1	5	∞	∞																																																																																																																																																																																																																																																																																																																																																																																		
53 Rafael Perez, L ERA: 2.98	0	0	0	0	0	2.0	0	10	3	0	1	1	0	0	0	0	0	1	22	41	∞	2.000																																																																																																																																																																																																																																																																																																																																																																																		
54 Chris Perez, R ERA: 2.06	0	0	0	0	0	1.0	0	4	0	0	0	1	0	0	0	0	0	0	8	14	0.00	1.000																																																																																																																																																																																																																																																																																																																																																																																		
AB	R	H	RBI	BB	SO	LOB																																																																																																																																																																																																																																																																																																																																																																																																		
37	3	10	3	5	6	20																																																																																																																																																																																																																																																																																																																																																																																																		
WP	PA																																																																																																																																																																																																																																																																																																																																																																																																							
1	44																																																																																																																																																																																																																																																																																																																																																																																																							
<table border="1"> <thead> <tr> <th>Batter</th> <th>1</th> <th>2</th> <th>3</th> <th>4</th> <th>5</th> <th>6</th> <th>7</th> <th>8</th> <th>9</th> <th>10</th> <th>AB</th> <th>R</th> <th>H</th> <th>RBI</th> <th>BB</th> <th>SO</th> <th>LOB</th> </tr> </thead> <tbody> <tr> <td>23 Michael Brantley, L OBP: 0.283, SLG: 0.308</td> <td>SH1-3 13 G3 17 BB 2B</td> <td>13 BB 1B</td> <td></td> <td>G4-3</td> <td></td> <td>L7</td> <td></td> <td></td> <td>F8</td> <td></td> <td>5</td> <td>1</td> <td>2</td> <td>1</td> <td>0</td> <td>0</td> <td>1</td> </tr> <tr> <td>13 Asdrubal Cabrera, S OBP: 0.330, SLG: 0.370</td> <td>SH1-3 2-3</td> <td>17 BB BB</td> <td></td> <td>17 CS 1B</td> <td></td> <td>G1-3</td> <td></td> <td></td> <td></td> <td></td> <td>3</td> <td>1</td> <td>2</td> <td>1</td> <td>1</td> <td>0</td> <td>0</td> </tr> <tr> <td>17 Shin-Soo Choo, L OBP: 0.392, SLG: 0.466</td> <td>G3</td> <td></td> <td></td> <td>CS</td> <td>G1</td> <td></td> <td></td> <td>4B CS BB</td> <td></td> <td></td> <td>2</td> <td>0</td> <td>0</td> <td>2</td> <td>2</td> <td>0</td> <td>0</td> </tr> <tr> <td>48 Travis Hafner, L OBP: 0.372, SLG: 0.436</td> <td></td> <td></td> <td></td> <td></td> <td></td> <td></td> <td></td> <td></td> <td></td> <td></td> <td>4</td> <td>0</td> <td>2</td> <td>0</td> <td>0</td> <td>2</td> <td>4</td> </tr> <tr> <td>12 Jayson Nix, R OBP: 0.306, SLG: 0.441</td> <td>F9</td> <td></td> <td></td> <td></td> <td>E5</td> <td></td> <td></td> <td>G1-3</td> <td></td> <td></td> <td>4</td> <td>0</td> <td>0</td> <td>0</td> <td>0</td> <td>0</td> <td>2</td> </tr> <tr> <td>4 Trevor Crowe, S OBP: 0.303, SLG: 0.336</td> <td></td> <td>G1-3</td> <td></td> <td>7 S 1B</td> <td>G4-6-3</td> <td></td> <td></td> <td>G4-3</td> <td></td> <td></td> <td>4</td> <td>0</td> <td>1</td> <td>0</td> <td>0</td> <td>0</td> <td>2</td> </tr> <tr> <td>7 Matt LaPorta, R OBP: 0.310, SLG: 0.375</td> <td></td> <td></td> <td></td> <td></td> <td></td> <td>P6</td> <td></td> <td>G4-3</td> <td></td> <td></td> <td>4</td> <td>1</td> <td>1</td> <td>0</td> <td>0</td> <td>1</td> <td>1</td> </tr> <tr> <td>16 Jason Donald, R OBP: 0.319, SLG: 0.391</td> <td></td> <td></td> <td></td> <td></td> <td></td> <td></td> <td></td> <td></td> <td></td> <td></td> <td>4</td> <td>0</td> <td>1</td> <td>0</td> <td>0</td> <td>2</td> <td>2</td> </tr> <tr> <td>6 Lou Marson, R OBP: 0.260, SLG: 0.283</td> <td></td> <td></td> <td></td> <td></td> <td></td> <td></td> <td></td> <td></td> <td></td> <td></td> <td>3</td> <td>1</td> <td>0</td> <td>0</td> <td>1</td> <td>0</td> <td>1</td> </tr> </tbody> </table>													Batter	1	2	3	4	5	6	7	8	9	10	AB	R	H	RBI	BB	SO	LOB	23 Michael Brantley, L OBP: 0.283, SLG: 0.308	SH1-3 13 G3 17 BB 2B	13 BB 1B		G4-3		L7			F8		5	1	2	1	0	0	1	13 Asdrubal Cabrera, S OBP: 0.330, SLG: 0.370	SH1-3 2-3	17 BB BB		17 CS 1B		G1-3					3	1	2	1	1	0	0	17 Shin-Soo Choo, L OBP: 0.392, SLG: 0.466	G3			CS	G1			4B CS BB			2	0	0	2	2	0	0	48 Travis Hafner, L OBP: 0.372, SLG: 0.436											4	0	2	0	0	2	4	12 Jayson Nix, R OBP: 0.306, SLG: 0.441	F9				E5			G1-3			4	0	0	0	0	0	2	4 Trevor Crowe, S OBP: 0.303, SLG: 0.336		G1-3		7 S 1B	G4-6-3			G4-3			4	0	1	0	0	0	2	7 Matt LaPorta, R OBP: 0.310, SLG: 0.375						P6		G4-3			4	1	1	0	0	1	1	16 Jason Donald, R OBP: 0.319, SLG: 0.391											4	0	1	0	0	2	2	6 Lou Marson, R OBP: 0.260, SLG: 0.283											3	1	0	0	1	0	1	<table border="1"> <thead> <tr> <th>Inning Stats</th> <th>R</th> <th>H</th> <th>E</th> <th>K</th> <th>S</th> <th>IP</th> <th>WLS</th> <th>BF</th> <th>H</th> <th>R</th> <th>ER</th> <th>SO</th> <th>BB</th> <th>IBB</th> <th>HBP</th> <th>BLK</th> <th>WP</th> <th>HR</th> <th>S</th> <th>P</th> <th>ERA</th> <th>WHIP</th> </tr> </thead> <tbody> <tr> <td>23 Zack Greinke, R ERA: 3.81</td> <td>1</td> <td>2</td> <td>0</td> <td>1</td> <td>9</td> <td>8.0</td> <td>0</td> <td>34</td> <td>8</td> <td>3</td> <td>3</td> <td>4</td> <td>4</td> <td>0</td> <td>0</td> <td>0</td> <td>0</td> <td>0</td> <td>66</td> <td>111</td> <td>3.38</td> <td>1.500</td> </tr> <tr> <td>57 Jesse Chavez, R ERA: 6.16</td> <td>0</td> <td>0</td> <td>0</td> <td>0</td> <td>0</td> <td>1.0</td> <td>0</td> <td>4</td> <td>1</td> <td>1</td> <td>1</td> <td>1</td> <td>0</td> <td>0</td> <td>0</td> <td>0</td> <td>0</td> <td>0</td> <td>11</td> <td>17</td> <td>9.00</td> <td>1.000</td> </tr> </tbody> </table>				Inning Stats	R	H	E	K	S	IP	WLS	BF	H	R	ER	SO	BB	IBB	HBP	BLK	WP	HR	S	P	ERA	WHIP	23 Zack Greinke, R ERA: 3.81	1	2	0	1	9	8.0	0	34	8	3	3	4	4	0	0	0	0	0	66	111	3.38	1.500	57 Jesse Chavez, R ERA: 6.16	0	0	0	0	0	1.0	0	4	1	1	1	1	0	0	0	0	0	0	11	17	9.00	1.000	<table border="1"> <thead> <tr> <th>AB</th> <th>R</th> <th>H</th> <th>RBI</th> <th>BB</th> <th>SO</th> <th>LOB</th> </tr> </thead> <tbody> <tr> <td>33</td> <td>4</td> <td>9</td> <td>4</td> <td>4</td> <td>5</td> <td>13</td> </tr> </tbody> </table>		AB	R	H	RBI	BB	SO	LOB	33	4	9	4	4	5	13	<table border="1"> <thead> <tr> <th>WP</th> <th>PA</th> </tr> </thead> <tbody> <tr> <td>0</td> <td>39</td> </tr> </tbody> </table>		WP	PA	0	39																																																																																																									
Batter	1	2	3	4	5	6	7	8	9	10	AB	R	H	RBI	BB	SO	LOB																																																																																																																																																																																																																																																																																																																																																																																							
23 Michael Brantley, L OBP: 0.283, SLG: 0.308	SH1-3 13 G3 17 BB 2B	13 BB 1B		G4-3		L7			F8		5	1	2	1	0	0	1																																																																																																																																																																																																																																																																																																																																																																																							
13 Asdrubal Cabrera, S OBP: 0.330, SLG: 0.370	SH1-3 2-3	17 BB BB		17 CS 1B		G1-3					3	1	2	1	1	0	0																																																																																																																																																																																																																																																																																																																																																																																							
17 Shin-Soo Choo, L OBP: 0.392, SLG: 0.466	G3			CS	G1			4B CS BB			2	0	0	2	2	0	0																																																																																																																																																																																																																																																																																																																																																																																							
48 Travis Hafner, L OBP: 0.372, SLG: 0.436											4	0	2	0	0	2	4																																																																																																																																																																																																																																																																																																																																																																																							
12 Jayson Nix, R OBP: 0.306, SLG: 0.441	F9				E5			G1-3			4	0	0	0	0	0	2																																																																																																																																																																																																																																																																																																																																																																																							
4 Trevor Crowe, S OBP: 0.303, SLG: 0.336		G1-3		7 S 1B	G4-6-3			G4-3			4	0	1	0	0	0	2																																																																																																																																																																																																																																																																																																																																																																																							
7 Matt LaPorta, R OBP: 0.310, SLG: 0.375						P6		G4-3			4	1	1	0	0	1	1																																																																																																																																																																																																																																																																																																																																																																																							
16 Jason Donald, R OBP: 0.319, SLG: 0.391											4	0	1	0	0	2	2																																																																																																																																																																																																																																																																																																																																																																																							
6 Lou Marson, R OBP: 0.260, SLG: 0.283											3	1	0	0	1	0	1																																																																																																																																																																																																																																																																																																																																																																																							
Inning Stats	R	H	E	K	S	IP	WLS	BF	H	R	ER	SO	BB	IBB	HBP	BLK	WP	HR	S	P	ERA	WHIP																																																																																																																																																																																																																																																																																																																																																																																		
23 Zack Greinke, R ERA: 3.81	1	2	0	1	9	8.0	0	34	8	3	3	4	4	0	0	0	0	0	66	111	3.38	1.500																																																																																																																																																																																																																																																																																																																																																																																		
57 Jesse Chavez, R ERA: 6.16	0	0	0	0	0	1.0	0	4	1	1	1	1	0	0	0	0	0	0	11	17	9.00	1.000																																																																																																																																																																																																																																																																																																																																																																																		
AB	R	H	RBI	BB	SO	LOB																																																																																																																																																																																																																																																																																																																																																																																																		
33	4	9	4	4	5	13																																																																																																																																																																																																																																																																																																																																																																																																		
WP	PA																																																																																																																																																																																																																																																																																																																																																																																																							
0	39																																																																																																																																																																																																																																																																																																																																																																																																							

Batter	1	2	3	4	5	6	7	8	9	AB	R	H	RBI	BB	SO	LOB	TOP			
7 <b>Grégor Blanco, L</b> OBP: 0.365, SLG: 0.354										2	0	0	0	3	1	0				
13 <b>Mike Aviles, R</b> OBP: 0.323, SLG: 0.359										5	2	2	0	0	0	2				
30 <b>Kila Ka'aihue, L</b> OBP: 0.253, SLG: 0.289										5	0	1	1	1	0	2				
16 <b>Billy Butler, R</b> OBP: 0.376, SLG: 0.453										5	2	2	0	0	0	2				
24 <b>Wilson Betemit, S</b> OBP: 0.420, SLG: 0.581										2	1	0	0	3	1	0				
4 <b>Alex Gordon, L</b> OBP: 0.311, SLG: 0.365										5	0	2	0	0	2	4				
3 <b>Brayan Peña, S</b> OBP: 0.253, SLG: 0.229										3	0	2	2	1	0	0				
12 <b>Mitch Maier, L</b> OBP: 0.327, SLG: 0.384										3	1	1	2	0	0	3				
3 <b>Yuniesky Betancourt, R</b> OBP: 0.286, SLG: 0.420										4	0	0	0	0	1	3				
<b>Inning Stats</b>	R: 0 K: 2 S: 9	H: 0 LOB: 0 BB: 14	R: 0 K: 0 S: 17	H: 1 LOB: 2 BB: 29	R: 0 K: 0 S: 6	H: 0 LOB: 1 BB: 11	R: 2 K: 0 S: 9	H: 2 LOB: 1 BB: 17	R: 0 K: 2 S: 11	H: 1 LOB: 2 BB: 19	R: 1 K: 1 S: 12	H: 2 LOB: 2 BB: 23	R: 1 K: 0 S: 8	H: 1 LOB: 0 BB: 14	R: 2 K: 2 S: 13	H: 3 LOB: 2 BB: 24	1B: 8 2B: 1 3B: 0 HR: 1	SF: 2 SAC: 0 DP: 0 HBP: 0	WP: 0 PB: 0 SB: 2 CS: 1	PA: 44
<b>PITCHER</b>	IP WLS BF H R ER SO BB IBB HBP BLK WP HR S P ERA WHIP	IP WLS BF H R ER SO BB IBB HBP BLK WP HR S P ERA WHIP	IP WLS BF H R ER SO BB IBB HBP BLK WP HR S P ERA WHIP	IP WLS BF H R ER SO BB IBB HBP BLK WP HR S P ERA WHIP	IP WLS BF H R ER SO BB IBB HBP BLK WP HR S P ERA WHIP	IP WLS BF H R ER SO BB IBB HBP BLK WP HR S P ERA WHIP	IP WLS BF H R ER SO BB IBB HBP BLK WP HR S P ERA WHIP	IP WLS BF H R ER SO BB IBB HBP BLK WP HR S P ERA WHIP	IP WLS BF H R ER SO BB IBB HBP BLK WP HR S P ERA WHIP	IP WLS BF H R ER SO BB IBB HBP BLK WP HR S P ERA WHIP	IP WLS BF H R ER SO BB IBB HBP BLK WP HR S P ERA WHIP	IP WLS BF H R ER SO BB IBB HBP BLK WP HR S P ERA WHIP	IP WLS BF H R ER SO BB IBB HBP BLK WP HR S P ERA WHIP	IP WLS BF H R ER SO BB IBB HBP BLK WP HR S P ERA WHIP	IP WLS BF H R ER SO BB IBB HBP BLK WP HR S P ERA WHIP	IP WLS BF H R ER SO BB IBB HBP BLK WP HR S P ERA WHIP	IP WLS BF H R ER SO BB IBB HBP BLK WP HR S P ERA WHIP	IP WLS BF H R ER SO BB IBB HBP BLK WP HR S P ERA WHIP		

**Kansas City Royals @ Cleveland Indians**  
**Progressive Field, Cleveland, OH**  
 Sun Aug 29 2010, 1:07 PM - 4:13 PM EDT  
 Att: 19,725 - Sunny - 83 F

AB	34
R	6
H	10
RBI	5
BB	7
SO	7
LOB	17



Batter	1	2	3	4	5	6	7	8	9	AB	R	H	RBI	BB	SO	LOB	BOTTOM					
4 <b>Trevor Crowe, S</b> OBP: 0.299, SLG: 0.331										5	0	0	0	0	1	3						
13 <b>Adrián Beltrán, S</b> OBP: 0.332, SLG: 0.370										3	0	1	0	1	0	3						
17 <b>Shin-Soo Choo, L</b> OBP: 0.389, SLG: 0.462										4	0	0	0	0	1	3						
47 <b>Shelley Duncan, R</b> OBP: 0.312, SLG: 0.399										2	1	1	0	1	0	1						
23 <b>Michael Brantley, L</b> OBP: 0.282, SLG: 0.306										1	0	0	0	0	1	2						
12 <b>Jayson Nix, R</b> OBP: 0.302, SLG: 0.433										4	0	0	0	0	2	2						
7 <b>Matt LaPorta, R</b> OBP: 0.308, SLG: 0.373										2	0	0	0	0	1	1						
16 <b>Jason Donald, R</b> OBP: 0.320, SLG: 0.403										2	1	1	2	0	1	0						
25 <b>Andy Marte, R</b> OBP: 0.302, SLG: 0.371										4	0	2	0	0	1	0						
8 <b>Chris Gimenez, R</b> OBP: 0.286, SLG: 0.378										4	0	0	0	0	2	2						
1 <b>Luis Valbuena, L</b> OBP: 0.255, SLG: 0.232										3	0	1	0	1	1	0						
<b>Inning Stats</b>	R: 0 K: 0 S: 8	H: 1 LOB: 1 BB: 0 P: 10	R: 0 K: 2 S: 10	H: 0 LOB: 0 BB: 0 P: 16	R: 0 K: 1 S: 10	H: 0 LOB: 1 BB: 0 P: 12	R: 0 K: 1 S: 8	H: 0 LOB: 1 BB: 1 P: 15	R: 0 K: 0 S: 13	H: 1 LOB: 2 BB: 1 P: 23	R: 2 K: 0 S: 16	H: 3 LOB: 1 BB: 0 P: 22	R: 0 K: 1 S: 9	H: 1 LOB: 2 BB: 1 P: 15	R: 0 K: 3 S: 9	H: 0 LOB: 0 BB: 0 P: 11	R: 0 K: 3 S: 9	H: 0 LOB: 0 BB: 0 P: 14	1B: 4 2B: 1 3B: 0 HR: 1	SF: 0 SAC: 0 DP: 0 HBP: 0	WP: 0 PB: 0 SB: 0 CS: 0	PA: 37
<b>PITCHER</b>	IP WLS BF H R ER SO BB IBB HBP BLK WP HR S P ERA WHIP	IP WLS BF H R ER SO BB IBB HBP BLK WP HR S P ERA WHIP	IP WLS BF H R ER SO BB IBB HBP BLK WP HR S P ERA WHIP	IP WLS BF H R ER SO BB IBB HBP BLK WP HR S P ERA WHIP	IP WLS BF H R ER SO BB IBB HBP BLK WP HR S P ERA WHIP	IP WLS BF H R ER SO BB IBB HBP BLK WP HR S P ERA WHIP	IP WLS BF H R ER SO BB IBB HBP BLK WP HR S P ERA WHIP	IP WLS BF H R ER SO BB IBB HBP BLK WP HR S P ERA WHIP	IP WLS BF H R ER SO BB IBB HBP BLK WP HR S P ERA WHIP	IP WLS BF H R ER SO BB IBB HBP BLK WP HR S P ERA WHIP	IP WLS BF H R ER SO BB IBB HBP BLK WP HR S P ERA WHIP	IP WLS BF H R ER SO BB IBB HBP BLK WP HR S P ERA WHIP	IP WLS BF H R ER SO BB IBB HBP BLK WP HR S P ERA WHIP	IP WLS BF H R ER SO BB IBB HBP BLK WP HR S P ERA WHIP	IP WLS BF H R ER SO BB IBB HBP BLK WP HR S P ERA WHIP	IP WLS BF H R ER SO BB IBB HBP BLK WP HR S P ERA WHIP	IP WLS BF H R ER SO BB IBB HBP BLK WP HR S P ERA WHIP	IP WLS BF H R ER SO BB IBB HBP BLK WP HR S P ERA WHIP				

**Kansas City Royals @ Cleveland Indians**  
**Progressive Field, Cleveland, OH**  
 Sun Aug 29 2010, 1:07 PM - 4:13 PM EDT  
 Att: 19,725 - Sunny - 83 F

AB	34
R	2
H	6
RBI	2
BB	3
SO	11
LOB	17



Batter	1	2	3	4	5	6	7	8	9	10	11	AB	R	H	RBI	BB	SO	LOB	TOP														
1 <b>Jan Pierre, L</b> OBP: 0.349, SLG: 0.324 (1, 7)												5	1	1	0	1	1	5															
11 <b>Omar Vizquel, S</b> OBP: 0.369, SLG: 0.342 (1, 5)												6	2	2	1	1	2	3															
51 <b>Alex Rios, R</b> OBP: 0.342, SLG: 0.476 (1, 8)												6	3	5	4	1	0	2															
14 <b>Paul Konerko, R</b> OBP: 0.401, SLG: 0.584 (1, 10)												4	0	2	3	3	1	1															
20 <b>Carlos Quentin, R</b> OBP: 0.334, SLG: 0.462 25 <b>Andrew Jones, R</b> OBP: 0.322, SLG: 0.472 (1, 9)												5	0	1	0	0	0	4															
12 <b>A.J. Pierzynski, L</b> OBP: 0.291, SLG: 0.370 (1, 2)												6	0	2	0	0	0	7															
10 <b>Alexei Ramirez, R</b> OBP: 0.315, SLG: 0.438 (1, 6)												6	1	2	0	0	0	1															
7 <b>Mark Kotsay, L</b> OBP: 0.310, SLG: 0.388 (1, 3)												6	1	3	1	0	0	2															
15 <b>Gordon Beckham, R</b> OBP: 0.300, SLG: 0.542 18 <b>Brent Lillibridge, R</b> OBP: 0.300, SLG: 0.542 (7, PR)												3	1	2	0	0	0	0															
<b>Inning Stats</b>	R: 2 E: 0 K: 1 S: 13	H: 3 LOB: 1 BB: 0 P: 15	R: 3 E: 0 K: 0 S: 18	H: 4 LOB: 2 BB: 1 P: 32	R: 0 E: 0 K: 0 S: 9	H: 2 LOB: 2 BB: 0 P: 15	R: 0 E: 0 K: 1 S: 10	H: 1 LOB: 2 BB: 2 P: 23	R: 0 E: 0 K: 0 S: 7	H: 0 LOB: 0 BB: 0 P: 10	R: 1 E: 0 K: 2 S: 11	H: 1 LOB: 0 BB: 0 P: 17	R: 0 E: 0 K: 0 S: 16	H: 2 LOB: 3 BB: 0 P: 23	R: 0 E: 0 K: 0 S: 13	H: 1 LOB: 1 BB: 0 P: 18	R: 0 E: 0 K: 0 S: 10	H: 1 LOB: 3 BB: 3 P: 27	ERA: 0.00 WHIP: 0.00	WP: 1 PB: 0 SB: 2 CS: 2	PA: 59												
51 <b>Mitch Talbot, R</b> ERA: 4.61 (1, 1)	IP: 5.0 WLS: 0 BF: 27	H: 10 R: 5 ER: 5 SO: 2	BB: 3 IBB: 0 HBP: 0 BLK: 0	WP: 0 HR: 1 S: 57 P: 95	ERA: 9.00 WHIP: 2.600	53 <b>Rafael Perez, L</b> ERA: 3.63 (11, 1)	IP: 0.2 WLS: 0 BF: 7	H: 4 R: 4 ER: 4 SO: 0	BB: 0 IBB: 0 HBP: 0 BLK: 0	WP: 0 HR: 1 S: 17 P: 27	ERA: 54.00 WHIP: 7.500	57 <b>Hector Ambriz, R</b> ERA: 5.8 (11, 1)	IP: 0.1 WLS: 1 BF: 0	H: 0 R: 0 ER: 0 SO: 0	BB: 0 IBB: 0 HBP: 0 BLK: 0	WP: 0 HR: 0 S: 3 P: 6	ERA: 0.00 WHIP: 0.000																
23 <b>Michael Brantley, L</b> OBP: 0.278, SLG: 0.301 (1, 8)												6	0	1	0	0	3	2															
13 <b>Adrián Cabrera, S</b> OBP: 0.320, SLG: 0.355 (1, 6)												6	1	1	0	0	1	2															
17 <b>Shin-Soo Choo, L</b> OBP: 0.389, SLG: 0.459 (1, 9)												5	1	1	0	1	1	1															
47 <b>Shelley Duncan, R</b> OBP: 0.318, SLG: 0.402 (1, 7)												6	1	3	1	0	2	0															
48 <b>Travis Hafner, L</b> OBP: 0.380, SLG: 0.452 (1, 10)												5	2	4	1	1	0	0															
12 <b>Jayson Nix, R</b> OBP: 0.301, SLG: 0.443 1 <b>Luis Valbuena, L</b> OBP: 0.257, SLG: 0.235 (1, 5)												4	1	1	2	0	2	6															
25 <b>Andy Marte, R</b> OBP: 0.306, SLG: 0.375 (1, 3)												4	0	1	0	1	0	1															
16 <b>Jason Donald, R</b> OBP: 0.315, SLG: 0.396 (1, 4)												5	0	0	0	0	2	5															
6 <b>Lou Marson, R</b> OBP: 0.295, SLG: 0.284 4 <b>Trevor Crowe, S</b> OBP: 0.299, SLG: 0.331 8 <b>Chris Gimenez, R</b> OBP: 0.295, SLG: 0.378 (1, 2)												3	0	1	0	1	1	1															
<b>Inning Stats</b>	R: 0 E: 0 K: 1 S: 14	H: 2 LOB: 3 BB: 1 P: 21	R: 0 E: 0 K: 1 S: 11	H: 1 LOB: 1 BB: 0 P: 18	R: 0 E: 0 K: 0 S: 7	H: 0 LOB: 0 BB: 0 P: 8	R: 2 E: 0 K: 0 S: 14	H: 2 LOB: 1 BB: 1 P: 28	R: 1 E: 0 K: 2 S: 18	H: 3 LOB: 3 BB: 1 P: 28	R: 0 E: 0 K: 1 S: 8	H: 0 LOB: 0 BB: 0 P: 12	R: 0 E: 0 K: 3 S: 13	H: 1 LOB: 1 BB: 0 P: 22	R: 0 E: 0 K: 2 S: 16	H: 2 LOB: 2 BB: 0 P: 24	R: 3 E: 1 K: 0 S: 16	H: 3 LOB: 1 BB: 1 P: 27	R: 0 E: 0 K: 1 S: 10	H: 0 LOB: 0 BB: 0 P: 14	ERA: 0.00 WHIP: 0.000	WP: 0 PB: 0 SB: 1 CS: 0	PA: 51										
56 <b>Mark Buehrle, L</b> ERA: 3.95 (1, 1)	IP: 6.0 WLS: 1 BF: 29	H: 1 R: 3 ER: 3 SO: 3	BB: 3 IBB: 0 HBP: 0 BLK: 0	WP: 0 HR: 1 S: 72 P: 115	ERA: 4.50 WHIP: 1.833	49 <b>Chris Sale, L</b> ERA: 1.0 (7, 1)	IP: 1.0 WLS: 4 BF: 4	H: 1 R: 0 ER: 0 SO: 3	BB: 0 IBB: 0 HBP: 0 BLK: 0	WP: 0 HR: 0 S: 13 P: 22	ERA: 0.00 WHIP: 1.000	46 <b>Sergio Santos, R</b> ERA: 2.35 (8, 1)	IP: 0.2 WLS: 4 BF: 4	H: 2 R: 0 ER: 0 SO: 1	BB: 0 IBB: 0 HBP: 0 BLK: 0	WP: 0 HR: 0 S: 11 P: 18	ERA: 0.00 WHIP: 3.000	45 <b>Bobby Jenks, R</b> ERA: 4.68 (8, 1)	IP: 1.1 WLS: 8 BF: 8	H: 3 R: 3 ER: 3 SO: 1	BB: 1 IBB: 0 HBP: 0 BLK: 0	WP: 0 HR: 0 S: 21 P: 33	ERA: 20.25 WHIP: 3.000	71 <b>Scott Linebrink, R</b> ERA: 4.47 (10, 2)	IP: 2.0 WLS: 6 BF: 6	H: 0 R: 0 ER: 0 SO: 2	BB: 0 IBB: 0 HBP: 0 BLK: 0	WP: 0 HR: 0 S: 20 P: 29	ERA: 0.00 WHIP: 0.000				


Chicago White Sox @ Cleveland Indians  
Progressive Field, Cleveland, OH  
Mon Aug 30 2010, 7:06 PM - 11:16 PM EDT  
Att: 10,663 - Clear - 82 F

AB 50  
R 10  
H 21  
RBI 10  
BB 7  
SO 4  
LOB 28



Chicago White Sox @ Cleveland Indians  
Progressive Field, Cleveland, OH  
Mon Aug 30 2010, 7:06 PM - 11:16 PM EDT  
Att: 10,663 - Clear - 82 F

AB 47  
R 6  
H 14  
RBI 5  
BB 4  
SO 12  
LOB 19



Batter	1	2	3	4	5	6	7	8	9	AB	R	H	RBI	BB	SO	LOB	TOP										
1 Juan Pierre, L OBP: 0.352, SLG: 0.326										3	0	2	0	1	0	1											
11 Omar Vizquel, S OBP: 0.354, SLG: 0.337										4	0	0	0	0	0	4											
51 Alex Rios, R OBP: 0.341, SLG: 0.473										3	1	0	0	1	2	1											
14 Paul Konerko, R OBP: 0.400, SLG: 0.583										4	0	1	0	0	2	2											
20 Carlos Quentin, R OBP: 0.333, SLG: 0.478										3	1	0	0	1	2	1											
25 Andruw Jones, R OBP: 0.322, SLG: 0.472										0	0	0	0	0	0	0											
12 A.J. Pierzynski, L OBP: 0.291, SLG: 0.376										4	1	1	3	0	1	1											
7 Mark Kotsay, L OBP: 0.311, SLG: 0.385										2	0	0	0	1	0	0											
18 Brent Lillibridge, R OBP: 0.295, SLG: 0.533										1	1	0	0	0	1	0											
10 Alexei Ramirez, R OBP: 0.313, SLG: 0.435										3	0	0	0	0	0	0											
23 Mark Teahen, L OBP: 0.342, SLG: 0.416										3	0	1	1	0	1	1											
<b>Inning Stats</b>	R: 0 H: 1 E: 0 K: 1 S: 10	H: 1 LOB: 1 BB: 0 P: 15	R: 0 H: 0 E: 0 K: 1 S: 8	H: 0 LOB: 0 BB: 0 P: 11	R: 0 H: 0 E: 1 K: 0 S: 7	H: 0 LOB: 1 BB: 0 P: 15	R: 0 H: 0 E: 0 K: 1 S: 6	H: 0 LOB: 0 BB: 0 P: 10	R: 0 H: 1 E: 0 K: 1 S: 6	H: 1 LOB: 0 BB: 0 P: 11	R: 0 H: 1 E: 0 K: 3 S: 12	H: 1 LOB: 1 BB: 0 P: 14	R: 1 H: 1 E: 0 K: 0 S: 13	H: 1 LOB: 1 BB: 2 P: 22	R: 3 H: 1 E: 0 K: 2 S: 10	H: 1 LOB: 0 BB: 2 P: 22	1B: 3 2B: 2 3B: 0 HR: 1	SF: 0 SAC: 1 DP: 1 HBP: 0	WP: 0 PB: 1 SB: 2 CS: 1	PA: 35							
<b>PITCHER</b>	IP	WLS	BF	H	R	ER	SO	BB	IBB	HBP	BLK	WP	HR	S	P	ERA	WHIP										
63 Justin Masterson, R ERA: 5.04	7.2		28	4	1	1	7	2	0	0	0	0	0	66	102	1.17	0.783										
49 Tony Sipp, L ERA: 4.76	0.1		L	0	0	0	0	0	0	0	0	0	0	2	2	0.00	0.000										
38 Joe Smith, R ERA: 5.04	0.1	L	3	0	2	2	1	2	0	0	0	0	0	4	14	54.00	6.000										
56 Frank Hermann, R ERA: 4.17	0.2		3	1	1	1	1	0	0	0	0	0	1	6	8	13.50	1.500										

Chicago White Sox @ Cleveland Indians  
Progressive Field, Cleveland, OH  
Tue Aug 31 2010, 7:06 PM - 9:50 PM EDT  
Att. 12,006 - Clear - 79 F

AB 30  
R 4  
H 5  
RBI 4  
BB 4  
SO 9  
LOB 11

Batter	1	2	3	4	5	6	7	8	9	AB	R	H	RBI	BB	SO	LOB	BOTTOM										
23 Michael Brantley, L OBP: 0.276, SLG: 0.298										5	0	1	0	0	1	3											
13 Adrián Cabrera, S OBP: 0.325, SLG: 0.360										4	0	0	0	0	1	2											
17 Shin-Soo Choo, L OBP: 0.388, SLG: 0.457										4	0	1	0	0	3	2											
48 Travis Hafner, L OBP: 0.378, SLG: 0.448										3	0	0	0	1	1	1											
12 Jayson Nix, R OBP: 0.300, SLG: 0.439										4	1	1	0	0	0	2											
47 Shelley Duncan, R OBP: 0.318, SLG: 0.418										3	1	1	1	0	2	1											
4 Trevor Crowe, S OBP: 0.301, SLG: 0.332										1	1	1	0	0	0	0											
25 Andy Marte, R OBP: 0.297, SLG: 0.364										4	0	0	0	0	2	3											
16 Jason Donald, R OBP: 0.314, SLG: 0.393										4	0	1	2	0	1	1											
6 Lou Marson, R OBP: 0.266, SLG: 0.270										3	0	1	0	0	0	0											
7 Matt LaPorta, R OBP: 0.310, SLG: 0.375										1	0	1	0	0	0	0											
8 Chris Gimenez, R OBP: 0.286, SLG: 0.378										0	0	0	0	0	0	0											
<b>Inning Stats</b>	R: 0 H: 1 E: 0 K: 1 S: 12	H: 1 LOB: 1 BB: 0 P: 16	R: 0 H: 0 E: 1 K: 2 S: 13	H: 0 LOB: 0 BB: 0 P: 17	R: 0 H: 1 E: 0 K: 1 S: 10	H: 1 LOB: 1 BB: 0 P: 13	R: 0 H: 0 E: 0 K: 1 S: 6	H: 0 LOB: 0 BB: 0 P: 10	R: 0 H: 1 E: 0 K: 1 S: 12	H: 1 LOB: 2 BB: 1 P: 22	R: 1 H: 1 E: 0 K: 1 S: 8	H: 1 LOB: 0 BB: 0 P: 11	R: 0 H: 0 E: 0 K: 3 S: 10	H: 0 LOB: 0 BB: 0 P: 13	R: 2 H: 4 E: 0 K: 1 S: 16	H: 4 LOB: 2 BB: 0 P: 21	1B: 6 2B: 1 3B: 0 HR: 1	SF: 0 SAC: 0 DP: 0 HBP: 0	WP: 1 PB: 0 SB: 1 CS: 0	PA: 37							
<b>PITCHER</b>	IP	WLS	BF	H	R	ER	SO	BB	IBB	HBP	BLK	WP	HR	S	P	ERA	WHIP										
33 Edwin Jackson, R ERA: 4.37	8.2		35	7	3	3	10	0	1	0	0	0	0	3	3	0.00	3.000										
45 Bobby Jenks, R ERA: 4.65	0.1	S	2	1	0	0	0	0	0	0	0	0	0	3	3	0.00	3.000										

Chicago White Sox @ Cleveland Indians  
Progressive Field, Cleveland, OH  
Tue Aug 31 2010, 7:06 PM - 9:50 PM EDT  
Att. 12,006 - Clear - 79 F

AB 36  
R 3  
H 8  
RBI 3  
BB 1  
SO 11  
LOB 15

Batter	1	2	3	4	5	6	7	8	9	AB	R	H	RBI	BB	SO	LOB	TOP					
1 Juan Pierre, L OBP: 0.353, SLG: 0.327	G3		G4-3			SH5-3 2B		14 HR BB	L6	4	1	1	0	1	0	1						
11 Omar Vizquel, S OBP: 0.352, SLG: 0.335 20 Carlos Quentin, R OBP: 0.333, SLG: 0.477 18 Brent Lillibridge, R OBP: 0.295, SLG: 0.533	K		G3			SH5-3		F9		2	0	0	0	0	1	0						
51 Alex Rios, R OBP: 0.342, SLG: 0.479	HR				G5-3	P6		14 HR BB		3	2	1	1	1	0	1						
14 Paul Konerko, R OBP: 0.399, SLG: 0.587	K				F9	G6-3		HR		4	1	1	3	0	1	1						
99 Manny Ramirez, R OBP: 0.407, SLG: 0.508 30 Alejandro De Aza, L OBP: 0.333, SLG: 0.477	G6-3				K			23 G4-6-3 1B	23 CS HBP	3	0	1	0	0	1	0						
23 Mark Teahen, L OBP: 0.342, SLG: 0.412	G6-3				G6-3			G4-6-3 1B	CS	4	1	1	0	0	0	1						
25 Andrew Jones, R OBP: 0.328, SLG: 0.475								G5-3		3	0	2	0	1	0	0						
27 Ramon Castro, R OBP: 0.366, SLG: 0.559									27 SH1-3 BB	3	0	2	0	1	0	0						
10 Alexei Ramirez, R OBP: 0.312, SLG: 0.441			F9			F8		F7	SH1-3	3	0	0	0	0	1	2						
Inning Stats	R: 1 H: 1 E: 0 K: 2 S: 11	H: 1 LOB: 0 BB: 0 P: 17	R: 0 H: 1 E: 0 K: 0 S: 13	H: 1 LOB: 1 BB: 0 P: 17	R: 0 H: 0 E: 0 K: 0 S: 6	H: 0 LOB: 0 BB: 0 P: 10	R: 0 H: 0 E: 0 K: 1 S: 8	H: 0 LOB: 0 BB: 0 P: 13	R: 0 H: 1 E: 0 K: 1 S: 8	H: 1 LOB: 1 BB: 0 P: 12	R: 0 H: 1 E: 0 K: 0 S: 7	H: 1 LOB: 1 BB: 0 P: 10	R: 0 H: 1 E: 0 K: 0 S: 8	H: 1 LOB: 0 BB: 0 P: 12	R: 4 H: 2 E: 0 K: 0 S: 10	H: 2 LOB: 1 BB: 2 P: 26	R: 0 H: 1 E: 0 K: 0 S: 11	H: 1 LOB: 1 BB: 1 P: 18	1B: 4 SF: 1 2B: 1 3B: 0 HR: 3	SF: 1 SAC: 2 DP: 1 HBP: 1	WP: 0 PB: 0 CS: 1	PA: 38
PITCHER	IP	WLS	BF	H	R	ER	SO	BB	IBB	HBP	BLK	WP	HR	S	P	ERA	WHIP					
59 Carlos Carrasco, R ERA: 3.68	7.1		28	6	3	3	4	1	0	0	0	0	2	65	102	3.68	0.955					
53 Rafael Perez, L ERA: 3.51	0.1	H	1	0	0	0	0	0	0	0	0	0	0	2	3	0.00	0.000					
39 Justin Germano, R ERA: 1.45	0.1	L	3	1	2	2	0	1	0	1	0	0	1	4	12	54.00	6.000					
50 Jensen Lewis, R ERA: 4.05	1.0		5	1	1	1	0	1	0	0	0	0	0	11	18	9.00	2.000					

Chicago White Sox @ Cleveland Indians  
Progressive Field, Cleveland, OH  
Wed Sep 01 2010, 12:07 PM - 2:56 PM EDT  
Att: 12,563 - Sunny - 86 F

AB 30  
R 6  
H 8  
RBI 6  
BB 3  
SO 4  
LOB 8



Batter	1	2	3	4	5	6	7	8	9	AB	R	H	RBI	BB	SO	LOB	BOTTOM					
23 Michael Brantley, L OBP: 0.279, SLG: 0.297	K		G6-3							4	0	1	0	1	1	1						
13 Adrián Cabrera, S OBP: 0.323, SLG: 0.357	G6-3									5	0	1	1	0	0	3						
17 Shin-Soo Choo, L OBP: 0.390, SLG: 0.461	48 S 1B									5	1	3	0	0	1	3						
48 Travis Hafner, L OBP: 0.377, SLG: 0.443	F7									3	0	0	0	1	0	2						
12 Jayson Nix, R OBP: 0.311, SLG: 0.446										3	1	3	0	0	0	0						
35 Jordan Brown, L OBP: 0.270, SLG: 0.343	F7									4	0	1	1	0	0	4						
47 Shelley Duncan, R OBP: 0.313, SLG: 0.411 4 Trevor Crowe, S OBP: 0.300, SLG: 0.331	G5-4-3									3	0	0	0	0	0	2						
16 Jason Donald, R OBP: 0.313, SLG: 0.389										1	0	0	0	0	0	0						
8 Chris Gimenez, R OBP: 0.304, SLG: 0.400	G6-3									3	1	1	0	1	0	1						
Inning Stats	R: 0 H: 1 E: 0 K: 1 S: 12	H: 0 LOB: 0 BB: 0 P: 15	R: 0 H: 0 E: 0 K: 0 S: 6	H: 0 LOB: 0 BB: 0 P: 10	R: 1 H: 1 E: 0 K: 0 S: 9	H: 1 LOB: 1 BB: 1 P: 14	R: 1 H: 2 E: 1 K: 1 S: 14	H: 2 LOB: 1 BB: 0 P: 21	R: 2 H: 4 E: 1 K: 0 S: 13	H: 4 LOB: 2 BB: 1 P: 25	R: 0 H: 0 E: 0 K: 1 S: 6	H: 0 LOB: 0 BB: 0 P: 12	R: 0 H: 1 E: 0 K: 0 S: 8	H: 1 LOB: 0 BB: 0 P: 12	R: 0 H: 1 E: 0 K: 0 S: 4	H: 1 LOB: 0 BB: 0 P: 5	R: 0 H: 0 E: 0 K: 2 S: 11	H: 0 LOB: 2 BB: 2 P: 23	1B: 8 SF: 0 2B: 2 3B: 0 HR: 0	SF: 0 SAC: 0 DP: 3 HBP: 1	WP: 0 PB: 0 CS: 1	PA: 39
PITCHER	IP	WLS	BF	H	R	ER	SO	BB	IBB	HBP	BLK	WP	HR	S	P	ERA	WHIP					
43 Freddy Garcia, R ERA: 4.82	4.0		17	4	2	1	2	1	0	1	0	0	0	27	49	3.00	1.667					
57 Ramon Pena, R ERA: 5.54	3.0	W	14	5	2	1	1	0	1	0	0	0	0	4	5	0.00	1.000					
46 Sergio Santos, R ERA: 2.3	1.0	H	3	1	0	0	0	0	0	0	0	0	0	4	5	0.00	1.000					
49 Chris Sale, L ERA: 0.9	1.0	S	5	0	0	0	2	2	0	0	0	0	0	11	23	0.00	2.000					

Chicago White Sox @ Cleveland Indians  
Progressive Field, Cleveland, OH  
Wed Sep 01 2010, 12:07 PM - 2:56 PM EDT  
Att: 12,563 - Sunny - 86 F

AB 34  
R 4  
H 10  
RBI 2  
BB 4  
SO 5  
LOB 17



Batter	1	2	3	4	5	6	7	8	9	AB	R	H	RBI	BB	SO	LOB	TOP											
23 Michael Brantley, L OBP: 0.282, SLG: 0.296										4	1	1	0	1	1	0	<b>Cleveland Indians @ Seattle Mariners</b> Safeco Field, Seattle, WA Thu Sep 02 20:10, 7:11 PM - 9:48 PM PDT Att: 17,283 - Clear - 69 F											
13 Asdrúbal Cabrera, S OBP: 0.327, SLG: 0.361										5	2	3	0	0	1	3												
17 Shin-Soo Choo, L OBP: 0.390, SLG: 0.469										5	2	2	5	0	2	4												
48 Travis Hafner, L OBP: 0.375, SLG: 0.440										5	0	1	1	0	0	4												
12 Jayson Nix, R OBP: 0.310, SLG: 0.443										4	0	1	0	0	0	0												
25 Andy Marte, R OBP: 0.297, SLG: 0.364										0	0	0	0	0	0	0												
35 Jordan Brown, L OBP: 0.244, SLG: 0.308										4	0	0	0	0	0	2												
4 Trevor Crowe, S OBP: 0.299, SLG: 0.331										4	0	1	0	0	1	2												
1 Luis Valbuena, L OBP: 0.261, SLG: 0.240										4	1	2	0	0	0	1												
6 Lou Marson, R OBP: 0.265, SLG: 0.270										4	0	1	0	0	0	1												
<b>Inning Stats</b>	R: 0 E: 0 K: 1 S: 14	H: 1 LOB: 1 BB: 0 P: 19	R: 0 E: 0 K: 0 S: 5	H: 0 LOB: 0 BB: 0 P: 8	R: 0 E: 0 K: 0 S: 9	H: 0 LOB: 0 BB: 0 P: 14	R: 0 E: 0 K: 2 S: 8	H: 0 LOB: 0 BB: 0 P: 12	R: 0 E: 0 K: 0 S: 7	H: 0 LOB: 0 BB: 0 P: 11	R: 4 E: 0 K: 1 S: 22	H: 6 LOB: 2 BB: 0 P: 37	R: 0 E: 0 K: 1 S: 11	H: 2 LOB: 3 BB: 1 P: 20	R: 0 E: 0 K: 0 S: 10	H: 1 LOB: 1 BB: 0 P: 17	R: 2 E: 0 K: 0 S: 10	H: 2 LOB: 0 BB: 0 P: 15	1B: 10 2B: 1 3B: 0 HR: 1	SF: 0 SAC: 0 DP: 0 HBP: 0	WP: 0 PB: 1 SB: 1 CS: 0	PA: 40						
<b>PITCHER</b>	IP WLS BF H R ER SO BB IBB HBP BLK WP HR S P ERA WHIP	5.1 L 23 7 4 4 3 0 0 0 0 0 0 61 96 6.75 1.312	1.2 8 2 0 0 2 1 0 0 0 0 0 15 25 0.00 1.800	2.0 9 3 2 2 0 0 0 0 0 0 0 1 20 32 9.00 1.500	<b>PITCHER</b>										IP WLS BF H R ER SO BB IBB HBP BLK WP HR S P ERA WHIP													
58 Doug Fister, R ERA: 3.85											5.1	L	23	7	4	4	3	0	0	0	0	0	0	1	20	32	9.00	1.500
49 Garrett Olson, L ERA: 5.4											1.2	8	2	0	0	2	1	0	0	0	0	0	0	15	25	0.00	1.800	
50 Jamey Wright, R ERA: 4.66											2.0	9	3	2	2	0	0	0	0	0	0	0	1	20	32	9.00	1.500	

Batter	1	2	3	4	5	6	7	8	9	AB	R	H	RBI	BB	SO	LOB	BOTTOM										
51 Ichiro Suzuki, L OBP: 0.361, SLG: 0.394										4	1	2	0	0	2	1	<b>Cleveland Indians @ Seattle Mariners</b> Safeco Field, Seattle, WA Thu Sep 02 20:10, 7:11 PM - 9:48 PM PDT Att: 17,283 - Clear - 69 F										
9 Chone Figgins, S OBP: 0.333, SLG: 0.289									4	1	1	0	0	1	1												
21 Franklin Gutierrez, R OBP: 0.309, SLG: 0.365									3	0	0	1	0	0	1												
30 Russell Bryanan, L OBP: 0.324, SLG: 0.482									4	1	2	2	0	2	0												
4 Jose Lopez, R OBP: 0.272, SLG: 0.333									4	0	1	0	0	0	1												
13 Casey Ketchman, L OBP: 0.292, SLG: 0.357									4	0	1	0	0	0	1												
10 Adam Moore, R OBP: 0.233, SLG: 0.290										3	0	0	0	0	2	0											
12 Ryan Langerhans, L OBP: 0.352, SLG: 0.321										3	0	0	0	0	1	2											
6 Chris Woodward, R OBP: 0.182, SLG: 0.200										3	0	0	0	0	2	1											
<b>Inning Stats</b>	R: 0 E: 0 K: 0 S: 8	H: 1 LOB: 0 BB: 0 P: 14	R: 0 E: 0 K: 1 S: 11	H: 2 LOB: 2 BB: 0 P: 18	R: 3 E: 0 K: 1 S: 21	H: 4 LOB: 1 BB: 0 P: 30	R: 0 E: 0 K: 2 S: 11	H: 0 LOB: 0 BB: 0 P: 14	R: 0 E: 0 K: 1 S: 7	H: 0 LOB: 0 BB: 0 P: 10	R: 0 E: 0 K: 0 S: 5	H: 0 LOB: 0 BB: 0 P: 8	R: 0 E: 0 K: 2 S: 9	H: 0 LOB: 0 BB: 0 P: 11	R: 0 E: 0 K: 2 S: 7	H: 0 LOB: 0 BB: 0 P: 12		R: 0 E: 0 K: 1 S: 8	H: 0 LOB: 0 BB: 0 P: 8	1B: 5 2B: 1 3B: 0 HR: 1	SF: 1 SAC: 0 DP: 1 HBP: 1	WP: 0 PB: 0 SB: 0 CS: 1	PA: 34				
<b>PITCHER</b>	IP WLS BF H R ER SO BB IBB HBP BLK WP HR S P ERA WHIP	6.0 W 25 7 3 3 5 0 0 0 0 0 0 16 23 0.00 0.000	2.0 H 6 0 0 0 4 0 0 0 0 0 0 8 8 0.00 0.000	1.0 S 3 0 0 0 1 0 0 0 0 0 0 8 8 0.00 0.000	<b>PITCHER</b>										IP WLS BF H R ER SO BB IBB HBP BLK WP HR S P ERA WHIP												
43 Josh Tomlin, R ERA: 4.14											6.0	W	25	7	3	3	5	0	0	0	0	0	0	16	23	0.00	0.000
49 Tony Sipp, L ERA: 4.55											2.0	H	6	0	0	0	4	0	0	0	0	0	0	8	8	0.00	0.000
54 Chris Perez, R ERA: 1.99											1.0	S	3	0	0	0	1	0	0	0	0	0	0	8	8	0.00	0.000

AB 39  
R 6  
H 12  
RBI 6  
BB 1  
SO 5  
LOB 17



AB 32  
R 3  
H 7  
RBI 3  
BB 0  
SO 10  
LOB 8



Batter	1	2	3	4	5	6	7	8	9	AB	R	H	RBI	BB	SO	LOB	TOP										
23 Michael Brantley, L (1, 8) OBP: 0.282, SLG: 0.295	F8		CS	F9		F7			1B	4	0	1	0	0	0	0	<b>Cleveland Indians @ Seattle Mariners</b> Safeco Field, Seattle, WA Fri Sep 03 2010, 7:12 PM - 9:20 PM PDT Att: 17,278 - Clear - 77 F										
13 Asdrúbal Cabrera, S (1, 6) OBP: 0.326, SLG: 0.360	P3			K		F8			1B	4	0	1	0	0	1	0											
17 Shin-Soo Choo, L (1, 9) OBP: 0.391, SLG: 0.467	F7			BB		BB			F7	2	0	0	0	2	0	2											
47 Shelley Duncan, R (1, 7) OBP: 0.312, SLG: 0.408		K		F7		1B			K	4	0	1	0	0	2	3											
12 Jayson Nix, R (1, 5) OBP: 0.306, SLG: 0.438	K					P6				3	0	0	0	0	1	2											
7 Matt LaPorta, R (1, 10) OBP: 0.293, SLG: 0.358 1 Luis Valbuena, L (8, PR) OBP: 0.261, SLG: 0.240	F7					P6			BB	2	0	0	0	1	0	0											
25 Andy Marte, R (1, 3) OBP: 0.268, SLG: 0.268 35 Jordan Brown, L (8, PH) OBP: 0.238, SLG: 0.300			K			F9			FC4-6	2	0	0	0	0	1	0											
16 Jason Donald, R (1, 4) OBP: 0.310, SLG: 0.385			F8			G6-3			G4-3	3	0	0	0	0	0	1											
6 Lou Marson, R (1, 2) OBP: 0.268, SLG: 0.268 4 Trevor Crowe, S (9, PH) OBP: 0.301, SLG: 0.331						P2			BB	1	0	0	0	1	0	0											
<b>Inning Stats</b>	R: 0 E: 0 K: 0 S: 9	H: 0 LOB: 0 BB: 0 P: 10	R: 0 E: 0 K: 2 S: 12	H: 0 LOB: 0 BB: 0 P: 16	R: 0 E: 0 K: 1 S: 7	H: 0 LOB: 0 BB: 1 P: 15	R: 0 E: 0 K: 1 S: 12	H: 0 LOB: 1 BB: 1 P: 20	R: 0 E: 0 K: 0 S: 5	H: 0 LOB: 0 BB: 0 P: 7	R: 0 E: 0 K: 0 S: 9	H: 0 LOB: 1 BB: 0 P: 13	R: 0 E: 0 K: 0 S: 10	H: 1 LOB: 1 BB: 1 P: 18	R: 0 E: 0 K: 0 S: 5	H: 0 LOB: 1 BB: 1 P: 10		R: 0 E: 0 K: 1 S: 17	H: 2 LOB: 2 BB: 1 P: 29	1B: 3 2B: 1 3B: 0 HR: 0	SF: 0 SAC: 0 DP: 2 HBP: 0	WP: 1 PB: 0 SB: 0 CS: 2	PA: 32				
<b>PITCHER</b>	IP	WLS	BF	H	R	ER	SO	BB	IBB	HBP	BLK	WP	HR	S	P	ERA	WHIP										
25 Luke French, L (1, 1) ERA: 3.64	7.0	W	23	1	0	0	4	3	0	0	0	0	0	64	99	0.00	0.571										
43 Brandon League, R (8, 1) ERA: 2.74	1.0	H	3	0	0	0	0	1	0	0	0	0	0	5	10	0.00	1.000										
53 David Aardsma, R (9, 1) ERA: 3.77	1.0	S	5	2	0	0	1	1	0	0	0	1	0	17	29	0.00	3.000										

AB 26  
R 0  
H 3  
RBI 0  
BB 5  
SO 5  
LOB 9



Batter	1	2	3	4	5	6	7	8	9	AB	R	H	RBI	BB	SO	LOB	BOTTOM										
51 Ichiro Suzuki, L (1, 9) OBP: 0.360, SLG: 0.393	BB		F8		G4-3				P6	4	1	1	0	0	0	1	<b>Cleveland Indians @ Seattle Mariners</b> Safeco Field, Seattle, WA Fri Sep 03 2010, 7:12 PM - 9:20 PM PDT Att: 17,278 - Clear - 77 F										
9 Chone Figgins, S (1, 4) OBP: 0.333, SLG: 0.288	BB		K		G6-3			G4-3	3	0	0	0	1	1	0	0											
21 Franklin Gutierrez, R (1, 8) OBP: 0.310, SLG: 0.365	BB		K		BB			K	3	0	1	1	1	2	0	0											
30 Russell Bryanan, L (1, 10) OBP: 0.325, SLG: 0.479	BB				F7			K	2	0	0	0	1	1	1	1											
4 Jose Lopez, R (1, 5) OBP: 0.270, SLG: 0.331	K				G4-3			G6-3	3	0	0	0	0	1	4	0											
13 Casey Ketchman, L (1, 3) OBP: 0.292, SLG: 0.357	G4-6-3				BB			G3	3	0	1	0	0	0	3	0											
10 Adam Moore, R (1, 2) OBP: 0.228, SLG: 0.284		K			G6-3			G4-3	3	0	0	0	0	1	0	0											
55 Michael Saunders, L (1, 7) OBP: 0.299, SLG: 0.390		BB			G3			BB	1	0	0	0	2	0	0	0											
16 Josh Wilson, R (1, 6) OBP: 0.304, SLG: 0.318	G6-3				BB			F9	3	0	1	0	0	0	2	0											
<b>Inning Stats</b>	R: 1 E: 0 K: 1 S: 13	H: 2 LOB: 2 BB: 2 P: 22	R: 0 E: 0 K: 1 S: 7	H: 0 LOB: 0 BB: 1 P: 14	R: 0 E: 0 K: 2 S: 9	H: 0 LOB: 0 BB: 0 P: 13	R: 0 E: 0 K: 0 S: 5	H: 1 LOB: 1 BB: 0 P: 7	R: 0 E: 0 K: 0 S: 7	H: 1 LOB: 0 BB: 0 P: 10	R: 0 E: 0 K: 1 S: 5	H: 0 LOB: 1 BB: 1 P: 13	R: 0 E: 0 K: 0 S: 9	H: 0 LOB: 1 BB: 1 P: 15	R: 0 E: 0 K: 1 S: 8	H: 0 LOB: 0 BB: 0 P: 9		1B: 4 2B: 0 3B: 0 HR: 0	SF: 0 SAC: 0 DP: 2 HBP: 0	WP: 0 PB: 0 SB: 1 CS: 0	PA: 30						
<b>PITCHER</b>	IP	WLS	BF	H	R	ER	SO	BB	IBB	HBP	BLK	WP	HR	S	P	ERA	WHIP										
55 Roberto Hernandez, R (1, 1) ERA: 4.05	8.0	L	30	4	1	1	6	5	0	0	0	0	0	63	103	1.12	1.125										

AB 25  
R 1  
H 4  
RBI 1  
BB 5  
SO 6  
LOB 11






Batter	1	2	3	4	5	6	7	8	9	AB	R	H	RBI	BB	SO	LOB	TOP																			
23 Michael Brantley, L (1,8)	P2		13 1B 17 1B				K		G3	5	1	2	1	0	1	0																				
13 Asdrúbal Cabrera, S (1,6)	G6-3		17 1B	G4-3			F9			4	0	1	1	0	0	1																				
17 Shin-Soo Choo, L (1,9)	48 S 1B		48 S 1B							3	1	2	1	1	0	0																				
48 Travis Hafner, L (1,10)	1B		L4-3			G4-3	K		F9	4	0	1	1	0	1	3																				
12 Jayson Nix, R (1,5)	K		BB				G5-3		K	3	0	0	0	1	2	1																				
25 Andy Marte, R (8,5)	K		BB				G5-3			0	0	0	0	0	0	0																				
7 Matt LaPorta, R (1,3)		G5-3	K			F9			K	4	0	0	0	0	2	2																				
4 Trevor Crowe, S (1,7)	K			G4-3			G4-3		P4	4	0	0	0	0	1	0																				
16 Jason Donald, R (1,4)	K								P3	3	1	1	0	1	1	0																				
6 Lou Marson, R (1,2)			23 1B 13 1B			G4-3			G6-3	4	1	1	0	0	0	2																				
Inning Stats	R: 1 E: 0 K: 1 S: 10	H: 1 LOB: 1 BB: 1 P: 17	R: 0 E: 0 K: 2 S: 8	H: 0 LOB: 0 BB: 0 P: 9	R: 2 E: 0 K: 1 S: 13	H: 4 LOB: 2 BB: 1 P: 22	R: 1 E: 0 K: 0 S: 11	H: 2 LOB: 1 BB: 0 P: 15	R: 0 E: 0 K: 1 S: 5	H: 0 LOB: 0 BB: 0 P: 9	R: 0 E: 0 K: 0 S: 10	H: 0 LOB: 1 BB: 1 P: 19	R: 0 E: 0 K: 1 S: 9	H: 1 LOB: 1 BB: 0 P: 17	R: 0 E: 0 K: 2 S: 8	H: 0 LOB: 0 BB: 0 P: 15	R: 0 E: 0 K: 0 S: 9	H: 0 LOB: 0 BB: 0 P: 12	1B: 6 2B: 3 3B: 0 HR: 0	SF: 0 SAC: 0 DP: 1 HBP: 0	WP: 0 PA: 37 PB: 0 SB: 1 CS: 0															
PITCHER	IP	WLS	BF	H	R	ER	SO	BB	IBB	HBP	BLK	WP	HR	S	P	ERA	WHIP	PITCHER		IP	WLS	BF	H	R	ER	SO	BB	IBB	HBP	BLK	WP	HR	S	P	ERA	WHIP
39 David Pauley, R (1,1)	6.0	L	27	7	4	4	5	3	0	0	0	0	0	57	91	6.00	1.667																			
52 Chris Seddon, L (7,1)	3.0		10	1	0	0	3	0	0	0	0	0	0	26	44	0.00	0.333																			

Cleveland Indians @ Seattle Mariners  
Safeco Field, Seattle, WA  
Sat Sep 04 2010, 7:16 PM - 9:54 PM PDT  
Att: 25,111 - Cloudy - 63 F


AB	34
R	4
H	8
RBI	4
BB	3
SO	8
LOB	9



Batter	1	2	3	4	5	6	7	8	9	AB	R	H	RBI	BB	SO	LOB	BOTTOM																			
51 Ichiro Suzuki, L (1,9)	K		G6-3						G3	5	0	2	1	0	1	0																				
9 Chone Figgins, S (1,4)	G4-3		K						K	5	0	1	0	0	2	2																				
30 Russell Bryanan, L (1,10)	1B						K			3	1	2	1	1	1	2																				
4 Jose Lopez, R (1,5)	F9			G4-6-3			F8			4	0	1	0	0	0	4																				
13 Casey Kotchman, L (1,3)										4	0	2	0	0	0	2																				
12 Ryan Langerhans, L (8, PR) (9,3)				G4-3			P6			0	0	0	0	0	0	0																				
26 Josh Bard, S (1,2)		FC4-6								3	0	0	0	0	2	1																				
55 Michael Saunders, L (1,8)										4	0	1	0	0	2	4																				
27 Matt Tuiasosopo, R (1,7)										4	1	0	0	0	1	5																				
16 Josh Wilson, R (1,6)										3	0	0	0	0	1																					
Inning Stats	R: 0 E: 0 K: 1 S: 10	H: 1 LOB: 0 BB: 0 P: 13	R: 0 E: 0 K: 1 S: 8	H: 1 LOB: 1 BB: 0 P: 9	R: 0 E: 0 K: 1 S: 8	H: 0 LOB: 0 BB: 0 P: 10	R: 0 E: 0 K: 0 S: 8	H: 0 LOB: 1 BB: 1 P: 14	R: 0 E: 0 K: 1 S: 9	H: 1 LOB: 0 BB: 0 P: 14	R: 0 E: 0 K: 1 S: 13	H: 2 LOB: 2 BB: 0 P: 20	R: 1 E: 1 K: 1 S: 11	H: 1 LOB: 2 BB: 0 P: 18	R: 1 E: 0 K: 2 S: 12	H: 3 LOB: 3 BB: 0 P: 19	R: 0 E: 0 K: 1 S: 9	H: 0 LOB: 0 BB: 0 P: 11	1B: 7 2B: 1 3B: 0 HR: 1	SF: 0 SAC: 1 DP: 1 HBP: 1	WP: 0 PA: 38 PB: 0 SB: 0 CS: 0															
PITCHER	IP	WLS	BF	H	R	ER	SO	BB	IBB	HBP	BLK	WP	HR	S	P	ERA	WHIP	PITCHER		IP	WLS	BF	H	R	ER	SO	BB	IBB	HBP	BLK	WP	HR	S	P	ERA	WHIP
51 Mitch Talbot, R (1,1)	6.2		27	5	1	1	0	0	0	0	0	0	0	8	12	27.00	12.000																			
53 Rafael Perez, L (7,1)	0.1	H	5	4	1	1	0	0	0	0	0	0	1	8	12	27.00	12.000																			
49 Tony Sipp, L (8,1)	0.2	H	2	0	0	0	1	0	0	0	0	0	0	4	7	0.00	0.000																			
54 Chris Perez, R (8,1)	1.1	S	4	0	0	0	2	0	0	0	0	0	0	12	15	0.00	0.000																			

Cleveland Indians @ Seattle Mariners  
Safeco Field, Seattle, WA  
Sat Sep 04 2010, 7:16 PM - 9:54 PM PDT  
Att: 25,111 - Cloudy - 63 F

AB	35
R	2
H	9
RBI	2
BB	1
SO	9
LOB	21



Batter	1	2	3	4	5	6	7	8	9	AB	R	H	RBI	BB	SO	LOB	TOP			
23 Michael Brantley, L (1, 8) OBP: 0.284, SLG: 0.297	L8		F8			G4-3 17 SH5-3 13		G5-3		4	0	1	0	0	0	2	Cleveland Indians @ Seattle Mariners Safeco Field, Seattle, WA Sun Sep 05 2010, 1:11 PM - 3:37 PM PDT Att: 22,642 - Cloudy - 60 F			
13 Asdrúbal Cabrera, S (1, 6) OBP: 0.325, SLG: 0.359	L1		K			SH5-3		L4-6 48 17 HBP		3	0	1	0	0	1	2				
17 Shin-Soo Choo, L (1, 9) OBP: 0.392, SLG: 0.468	K				F8	G4-3		HBP		3	0	0	0	0	1	1				
48 Travis Hafner, L (1, 10) OBP: 0.370, SLG: 0.432		K			K	K		L4-6		4	0	0	0	0	3	3				
12 Jayson Nix, R (1, 5) OBP: 0.305, SLG: 0.427		K			K				K	3	0	0	0	0	3	0				
35 Jordan Brown, L (1, 7) OBP: 0.293, SLG: 0.295		K				F8		G4-3		4	0	1	0	0	1	0				
7 Matt LaPorta, R (1, 3) OBP: 0.303, SLG: 0.363			G5-3			G5-3		F4		4	0	0	0	0	0	2				
1 Luis Valbuena, L (1, 4) OBP: 0.266, SLG: 0.243			L7 8 1B			BB		L7		2	0	1	0	1	0	2				
8 Chris Gimenez, R (1, 2) OBP: 0.286, SLG: 0.372			FC5			F8		K		3	0	0	0	0	1	4				
<b>Inning Stats</b>	R: 0 E: 0 K: 1 S: 8	H: 0 LOB: 0 BB: 0 P: 11	R: 0 E: 0 K: 3 S: 12	H: 0 LOB: 0 BB: 0 P: 16	R: 0 E: 1 K: 1 S: 13	H: 1 LOB: 2 BB: 0 P: 15	R: 0 E: 0 K: 2 S: 7	H: 0 LOB: 0 BB: 0 P: 11	R: 0 E: 0 K: 0 S: 11	H: 0 LOB: 1 BB: 1 P: 20	R: 0 E: 0 K: 1 S: 7	H: 1 LOB: 1 BB: 0 P: 12	R: 0 E: 0 K: 0 S: 7	H: 1 LOB: 1 BB: 0 P: 10	R: 0 E: 0 K: 1 S: 8	H: 0 LOB: 0 BB: 0 P: 9	1B: 4 2B: 1 3B: 0 HR: 0	SF: 0 SAC: 1 DP: 1 HBP: 2	WP: 0 PB: 0 SB: 0 CS: 0	PA: 34
<b>PITCHER</b>	IP WLS BF H R ER SO BB IBB HBP BLK WP HR S P ERA WHIP	IP WLS BF H R ER SO BB IBB HBP BLK WP HR S P ERA WHIP	IP WLS BF H R ER SO BB IBB HBP BLK WP HR S P ERA WHIP	IP WLS BF H R ER SO BB IBB HBP BLK WP HR S P ERA WHIP	IP WLS BF H R ER SO BB IBB HBP BLK WP HR S P ERA WHIP	IP WLS BF H R ER SO BB IBB HBP BLK WP HR S P ERA WHIP	IP WLS BF H R ER SO BB IBB HBP BLK WP HR S P ERA WHIP	IP WLS BF H R ER SO BB IBB HBP BLK WP HR S P ERA WHIP	IP WLS BF H R ER SO BB IBB HBP BLK WP HR S P ERA WHIP	IP WLS BF H R ER SO BB IBB HBP BLK WP HR S P ERA WHIP	IP WLS BF H R ER SO BB IBB HBP BLK WP HR S P ERA WHIP	IP WLS BF H R ER SO BB IBB HBP BLK WP HR S P ERA WHIP	IP WLS BF H R ER SO BB IBB HBP BLK WP HR S P ERA WHIP	IP WLS BF H R ER SO BB IBB HBP BLK WP HR S P ERA WHIP	IP WLS BF H R ER SO BB IBB HBP BLK WP HR S P ERA WHIP	IP WLS BF H R ER SO BB IBB HBP BLK WP HR S P ERA WHIP				
34 Félix Hernández, R (1, 1) ERA: 2.3	8.0	W	31	4	0	0	9	1	0	0	0	0	0	0	0	0	0.00	0.625		
53 David Aardsma, R (9, 1) ERA: 3.69	1.0	S	3	0	0	0	1	0	0	0	0	0	0	0	0	0	0.00	0.000		

Batter	1	2	3	4	5	6	7	8	9	AB	R	H	RBI	BB	SO	LOB	BOTTOM			
51 Ichiro Suzuki, L (1, 9) OBP: 0.362, SLG: 0.394	L8 4 S 1B		K			L8				4	0	2	0	0	1	1	Cleveland Indians @ Seattle Mariners Safeco Field, Seattle, WA Sun Sep 05 2010, 1:11 PM - 3:37 PM PDT Att: 22,642 - Cloudy - 60 F			
9 Chone Figgins, S (1, 4) OBP: 0.331, SLG: 0.287	F7		G3-1 30 CS 30 S		G3-1		E5 30 2B		4	1	1	0	0	0	3	3				
30 Russell Branyan, L (1, 10) OBP: 0.331, SLG: 0.501	L7		F7			HR		G3 4 G3 2B		4	1	2	2	0	0	2				
4 Jose Lopez, R (1, 5) OBP: 0.268, SLG: 0.327	G6-3				G5-3		G5-3	G3		4	0	0	0	0	0	2				
13 Casey Kotchman, L (1, 3) OBP: 0.294, SLG: 0.358		L8 10 1B 55 FC4-6 12 G3			L8		G3-1	K		4	1	1	0	0	1	1				
12 Ryan Langerhans, L (1, 7) OBP: 0.339, SLG: 0.307		G3			K		K	K		4	0	0	0	0	3	2				
10 Adam Moore, R (1, 2) OBP: 0.230, SLG: 0.285		E6 55 FC4-6 16 CS 1B			E6		G4-3			3	0	1	0	0	0	0				
55 Michael Saunders, L (1, 8) OBP: 0.295, SLG: 0.387		FC4-6			F8		G3			3	0	0	1	0	0	2				
16 Josh Wilson, R (1, 6) OBP: 0.303, SLG: 0.315		G5-3					E5			3	0	1	0	0	0	1				
<b>Inning Stats</b>	R: 0 E: 0 K: 0 S: 9	H: 1 LOB: 1 BB: 0 P: 14	R: 1 E: 0 K: 0 S: 11	H: 2 LOB: 1 BB: 0 P: 18	R: 0 E: 0 K: 1 S: 14	H: 1 LOB: 0 BB: 0 P: 19	R: 0 E: 0 K: 1 S: 9	H: 0 LOB: 0 BB: 0 P: 14	R: 0 E: 1 K: 1 S: 16	H: 2 LOB: 2 BB: 0 P: 21	R: 1 E: 0 K: 0 S: 11	H: 1 LOB: 1 BB: 0 P: 16	R: 0 E: 1 K: 0 S: 7	H: 0 LOB: 1 BB: 0 P: 8	R: 1 E: 1 K: 2 S: 13	H: 1 LOB: 1 BB: 0 P: 20	1B: 6 2B: 1 3B: 0 HR: 1	SF: 0 SAC: 0 DP: 0 HBP: 0	WP: 0 PB: 0 SB: 2 CS: 2	PA: 33
<b>PITCHER</b>	IP WLS BF H R ER SO BB IBB HBP BLK WP HR S P ERA WHIP	IP WLS BF H R ER SO BB IBB HBP BLK WP HR S P ERA WHIP	IP WLS BF H R ER SO BB IBB HBP BLK WP HR S P ERA WHIP	IP WLS BF H R ER SO BB IBB HBP BLK WP HR S P ERA WHIP	IP WLS BF H R ER SO BB IBB HBP BLK WP HR S P ERA WHIP	IP WLS BF H R ER SO BB IBB HBP BLK WP HR S P ERA WHIP	IP WLS BF H R ER SO BB IBB HBP BLK WP HR S P ERA WHIP	IP WLS BF H R ER SO BB IBB HBP BLK WP HR S P ERA WHIP	IP WLS BF H R ER SO BB IBB HBP BLK WP HR S P ERA WHIP	IP WLS BF H R ER SO BB IBB HBP BLK WP HR S P ERA WHIP	IP WLS BF H R ER SO BB IBB HBP BLK WP HR S P ERA WHIP	IP WLS BF H R ER SO BB IBB HBP BLK WP HR S P ERA WHIP	IP WLS BF H R ER SO BB IBB HBP BLK WP HR S P ERA WHIP	IP WLS BF H R ER SO BB IBB HBP BLK WP HR S P ERA WHIP	IP WLS BF H R ER SO BB IBB HBP BLK WP HR S P ERA WHIP	IP WLS BF H R ER SO BB IBB HBP BLK WP HR S P ERA WHIP				
58 Jeanmar Gómez, R (1, 1) ERA: 3.07	6.0	L	24	7	2	2	3	0	0	0	0	0	0	0	0	0	3.00	1.167		
39 Justin Germano, R (7, 1) ERA: 1.37	1.0		4	0	0	0	0	0	0	0	0	7	8	0.00	0.000					
56 Frank Herrmann, R (8, 1) ERA: 4.06	1.0		5	1	1	0	2	0	0	0	0	13	20	0.00	1.000					



Batter	1	2	3	4	5	6	7	8	9	AB	R	H	RBI	BB	SO	LOB	TOP													
<b>23 Michael Brantley, L</b> OBP: 0.286, SLG: 0.504	F7		L9		13 E		P3		17 1B	5	1	2	0	0	0	2														
<b>13 Asdrúbal Cabrera, S</b> OBP: 0.326, SLG: 0.357	F7		K		F9		17 G4-3		17 1B	4	0	1	0	0	1	3														
<b>17 Shin-Soo Choo, L</b> OBP: 0.390, SLG: 0.465	G1-3			F8		K	G4-3		48 S	5	0	1	1	0	1	1														
<b>48 Travis Hafner, L</b> OBP: 0.370, SLG: 0.433	K			12 1B	47 SF8		F8		7 WP	4	1	1	0	1	1	2														
<b>12 Jayson Nix, R</b> OBP: 0.307, SLG: 0.432	K						7 BB		F8	4	1	2	0	0	1	1														
<b>25 Andy Marte, R</b> OBP: 0.293, SLG: 0.358	K			2-3			1 BB			0	0	0	0	0	0	0														
<b>47 Shelley Duncan, R</b> OBP: 0.313, SLG: 0.405	K			SF8			1 BB		K	1	0	0	1	1	1	0														
<b>4 Trevor Crowe, S</b> OBP: 0.297, SLG: 0.326	K			3-H			7 BB			1	0	0	0	0	1	1														
<b>7 Matt LaPorta, R</b> OBP: 0.305, SLG: 0.361							1 BB		G5-3	2	0	0	0	2	1	2														
<b>1 Luis Valbuena, L</b> OBP: 0.266, SLG: 0.239							1-2			3	0	0	1	1	0	1														
<b>6 Lou Marson, R</b> OBP: 0.267, SLG: 0.269									F8	3	0	0	0	0	0	3														
<b>Inning Stats</b>	R: 0 H: 0 E: 0 K: 0 S: 6	H: 0 LOB: 0 BB: 0 P: 10	R: 0 H: 0 E: 0 K: 3 S: 10	H: 0 LOB: 0 BB: 0 P: 14	R: 0 H: 0 E: 0 K: 1 S: 11	H: 0 LOB: 2 BB: 1 P: 19	R: 1 H: 2 E: 0 K: 1 S: 11	H: 1 LOB: 1 BB: 0 P: 13	R: 1 H: 1 E: 0 K: 1 S: 17	H: 1 LOB: 3 BB: 3 P: 34	R: 0 H: 1 E: 0 K: 0 S: 7	H: 0 LOB: 1 BB: 0 P: 8	R: 0 H: 0 E: 0 K: 1 S: 12	H: 0 LOB: 1 BB: 1 P: 20	R: 1 H: 2 E: 0 K: 0 S: 12	H: 2 LOB: 2 BB: 0 P: 20	1B: 4 SF: 1 2B: 3 3B: 0 HR: 0	WP: 1 PA: 40 FB: 0 CS: 1 ERA: 0												
<b>PITCHER</b>	IP WLS BF	H R ER SO	BB IBB HBP BLK	WP HR S P	ERA WHIP	<b>PITCHER</b>													IP WLS BF	H R ER SO	BB IBB HBP BLK	WP HR S P	ERA WHIP							
<b>24 Dan Haren, R</b> ERA: 4.23	7.0	30	5	2	2	6	4	0	1	0	0	0	0	70	112	2.57	1.286													
<b>40 Kevin Jepsen, R</b> ERA: 4.72	1.0	4	0	0	0	1	1	0	0	0	1	0	12	20	0.00	1.000														
<b>56 Fernando Rodney, R</b> ERA: 3.97	1.0	L	6	2	1	1	0	0	0	1	0	0	0	12	20	9.00	2.000													

**Cleveland Indians @ Los Angeles Angels**  
Angel Stadium of Anaheim, Anaheim, CA  
Mon Sep 06 2010, 6:08 PM - 9:02 PM PDT  
Att: 39,107 - Clear - 69 F

AB	32
R	3
H	7
RBI	3
BB	5
SO	7
LOB	16

Batter	1	2	3	4	5	6	7	8	9	AB	R	H	RBI	BB	SO	LOB	BOTTOM													
<b>6 Alberto Callaspo, S</b> OBP: 0.321, SLG: 0.402	G6-3		G6-3		47 CS				BB	3	0	1	1	1	0	0														
<b>47 Howie Kendrick, R</b> OBP: 0.308, SLG: 0.406	K		G4-3		3-H				K	4	0	0	0	0	2	2														
<b>53 Bobby Abreu, L</b> OBP: 0.348, SLG: 0.426	55 BB		K				G4-1		P6	3	0	0	0	1	1	0														
<b>48 Torii Hunter, R</b> OBP: 0.369, SLG: 0.487	55 BB		K						K	4	1	2	1	0	2	0														
<b>55 Hideki Matsui, L</b> OBP: 0.351, SLG: 0.441							F7			3	0	1	0	1	1	0														
<b>77 Reggie Willits, S</b> OBP: 0.333, SLG: 0.318									1B	0	0	0	0	0	0	0														
<b>44 Mike Napoli, R</b> OBP: 0.320, SLG: 0.483	K								K	4	0	2	0	0	2	4														
<b>2 Erick Aybar, S</b> OBP: 0.313, SLG: 0.343	G4-3		G4-3				G6-3		L7	4	0	0	0	0	0	2														
<b>5 Jeff Mathis, R</b> OBP: 0.219, SLG: 0.286	P6						F7		G4-3	3	0	0	0	0	0	0														
<b>20 Juan Rivera, R</b> OBP: 0.236, SLG: 0.356									K	1	0	0	0	0	1	0														
<b>25 Peter Bourjos, R</b> OBP: 0.245, SLG: 0.348	K								F7	4	1	1	0	0	2	0														
<b>Inning Stats</b>	R: 0 H: 1 E: 0 K: 2 S: 12	H: 0 LOB: 3 BB: 2 P: 24	R: 0 H: 0 E: 0 K: 1 S: 8	H: 0 LOB: 0 BB: 0 P: 11	R: 0 H: 0 E: 0 K: 1 S: 10	H: 1 LOB: 1 BB: 0 P: 14	R: 0 H: 1 E: 0 K: 2 S: 13	H: 1 LOB: 0 BB: 0 P: 20	R: 1 H: 2 E: 0 K: 0 S: 7	H: 2 LOB: 1 BB: 0 P: 11	R: 1 H: 2 E: 0 K: 0 S: 11	H: 0 LOB: 1 BB: 0 P: 16	R: 0 H: 0 E: 0 K: 2 S: 8	H: 1 LOB: 1 BB: 1 P: 15	R: 0 H: 1 E: 0 K: 2 S: 9	H: 1 LOB: 1 BB: 0 P: 13	R: 0 H: 0 E: 0 K: 1 S: 9	H: 0 LOB: 0 BB: 0 P: 11	1B: 3 SF: 0 2B: 2 3B: 1 HR: 1	WP: 0 PA: 36 FB: 0 CS: 1 ERA: 0										
<b>PITCHER</b>	IP WLS BF	H R ER SO	BB IBB HBP BLK	WP HR S P	ERA WHIP	<b>PITCHER</b>													IP WLS BF	H R ER SO	BB IBB HBP BLK	WP HR S P	ERA WHIP							
<b>59 Carlos Carrasco, R</b> ERA: 3.38	6.0	25	6	2	2	6	2	0	0	0	0	0	8	15	0.00	1.000														
<b>36 Joe Smith, R</b> ERA: 4.88	1.0	4	0	0	0	2	1	0	0	0	0	0	0	8	15	0.00	1.000													
<b>49 Tony Sipp, L</b> ERA: 4.47	0.2	3	1	0	0	1	0	0	0	0	0	0	6	10	0.00	1.500														
<b>50 Jensen Lewis, R</b> ERA: 4.0	0.1	W	1	0	0	0	1	0	0	0	0	0	3	3	0.00	0.000														
<b>54 Chris Perez, R</b> ERA: 1.91	1.0	S	3	0	0	0	1	0	0	0	0	0	9	11	0.00	0.000														

**Cleveland Indians @ Los Angeles Angels**  
Angel Stadium of Anaheim, Anaheim, CA  
Mon Sep 06 2010, 6:08 PM - 9:02 PM PDT  
Att: 39,107 - Clear - 69 F

AB	33
R	2
H	7
RBI	2
BB	3
SO	11
LOB	8



Batter	1	2	3	4	5	6	7	8	9	10	11	12	13	14	15	16	AB	R	H	RBI	BB	SO	LOB	TOP																
23 Michael Brantley, L OBP: 0.282, SLG: 0.306 (1, 8)	P5		E4 13 G4-6-3		K			SH5-4 1B	F7				G4-3			G4-3	8	0	2	0	0	1	5																	
13 Asdrubal Cabrera, S OBP: 0.263, SLG: 0.336 (1, 6)		BB 47	G4-6-3			G4-3		SH5-4		G4-3	G1-3			F8		L9	6	0	0	0	1	0	3																	
17 Shin-Soo Choo, L OBP: 0.387, SLG: 0.457 (1, 9)	F9		F8			F7				G3-1			K		F8			6	0	0	0	2	1																	
47 Shelley Duncan, R OBP: 0.343, SLG: 0.401 (1, 10)								IBB											6	0	0	0	2	1																
35 Jordan Brown, L OBP: 0.278, SLG: 0.243 (8, 10)					K			G3-2-5					K			G1-3	2	0	0	0	1	1	0																	
7 Matt LaPorta, R OBP: 0.309, SLG: 0.357 (1, 3)						G5-3		G3-2-5					K				5	0	2	0	0	1	4																	
1 Luis Valbuena, L OBP: 0.278, SLG: 0.243 (9, 9)	F8																		4	0	1	0	0	1																
25 Andy Marte, R OBP: 0.285, SLG: 0.366 (9, 9)																			7	1	1	1	0	2																
16 Jason Donald, R OBP: 0.311, SLG: 0.381 (1, 4)																			7	1	2	0	0	2																
8 Chris Gimenez, R OBP: 0.288, SLG: 0.356 (1, 2)																			2	0	0	0	1	2																
12 Jayson Nix, R OBP: 0.304, SLG: 0.426 (9, PH)																			1	0	1	1	0	0																
6 Lou Marson, R OBP: 0.287, SLG: 0.280 (9, 2)																			2	0	0	0	1	1																
4 Trevor Crowe, S OBP: 0.303, SLG: 0.328 (1, 7)																			6	0	3	1	1	3																
<b>Inning Stats</b>	R: 0 E: 0 K: 1 S: 12	H: 0 LOB: 2 BB: 2 P: 23	R: 0 E: 0 K: 2 S: 11	H: 0 LOB: 1 BB: 1 P: 18	R: 0 E: 1 K: 0 S: 9	H: 0 LOB: 0 BB: 0 P: 12	R: 0 E: 0 K: 2 S: 10	H: 0 LOB: 0 BB: 0 P: 12	R: 1 E: 0 K: 3 S: 12	H: 1 LOB: 0 BB: 0 P: 17	R: 0 E: 0 K: 0 S: 6	H: 2 LOB: 2 BB: 1 P: 15	R: 0 E: 0 K: 0 S: 15	H: 2 LOB: 0 BB: 0 P: 23	R: 0 E: 0 K: 0 S: 11	H: 0 LOB: 0 BB: 2 P: 16	R: 0 E: 0 K: 0 S: 13	H: 2 LOB: 2 BB: 0 P: 17	R: 0 E: 0 K: 0 S: 10	H: 0 LOB: 0 BB: 0 P: 16	R: 0 E: 1 K: 0 S: 8	H: 0 LOB: 1 BB: 1 P: 16	1B: 12 2B: 1 3B: 0 HR: 1	SF: 0 SAC: 1 DP: 2 HBP: 0	WP: 2 PB: 0 SB: 0 CS: 1	PA: 67														
<b>PITCHER</b>	IP 6.0	WLS 22	BF 2	H 2	R 1	ER 1	S 6	P 30	ERA 5.08	WHIP 1.50	IP 1.0	WLS 3	BF 5	H 0	R 0	ER 0	S 0	P 16	ERA 0.00	WHIP 0.00	IP 1.0	WLS 4	BF 5	H 2	R 0	ER 0	S 9	P 12	ERA 4.43	WHIP 1.33	IP 3.0	WLS 12	BF 2	H 0	R 0	ER 0	S 3	P 1	ERA 5.54	WHIP 1.00
19 Scott Kazmir, L ERA: 5.08	51 Jordan Walden, R ERA: 3.0	40 Kevin Jepsen, R ERA: 4.62	56 Fernando Rodney, R ERA: 4.09	38 Bobby Cassevah, R ERA: 4.5	58 Michael Kohn, R ERA: 2.7	45 Francisco Rodriguez, R ERA: 4.43	32 Matt Palmer, R ERA: 5.54																																	

Cleveland Indians @ Los Angeles Angels  
Angel Stadium of Anaheim, Anaheim, CA  
Wed Sep 08 2010, 4:08 PM - 9:04 PM PDT  
Att: 37,857 - Cloudy - 71 F

AB	59
R	4
H	13
RBI	3
BB	7
SO	15
LOB	24



Batter	1	2	3	4	5	6	7	8	9	10	11	12	13	14	15	16	AB	R	H	RBI	BB	SO	LOB	BOTTOM																
77 Reggie Williams, S OBP: 0.355, SLG: 0.324 (1, 7)	K																4	0	0	0	2	1	0																	
18 Kevin Frandsen, R OBP: 0.381, SLG: 0.382 (1, 4)	F9																2	0	0	0	0	0	0																	
55 Hideki Matsui, L OBP: 0.382, SLG: 0.442 (8, PH)																	0	0	0	0	0	0	0																	
47 Howie Kendrick, R OBP: 0.304, SLG: 0.400 (9, 4)																	4	0	0	0	0	0	2																	
53 Bobby Abreu, L OBP: 0.348, SLG: 0.423 (1, 10)	F7																6	0	1	0	1	1	2																	
48 Torii Hunter, R OBP: 0.372, SLG: 0.494 (1, 9)	F7																5	1	2	0	2	0	0																	
6 Alberto Callaspo, S OBP: 0.318, SLG: 0.366 (1, 5)	F8																6	1	1	0	1	0	4																	
44 Mike Napoli, R OBP: 0.319, SLG: 0.485 (1, 3)																	3	1	1	2	1	1	0																	
5 Jeff Mathis, R OBP: 0.215, SLG: 0.282 (10, 2)	K																2	0	0	1	0	0	3																	
2 Erick Aybar, S OBP: 0.308, SLG: 0.337 (1, 6)																	6	0	0	0	0	1	5																	
46 Bobby Wilson, R OBP: 0.298, SLG: 0.405 (1, 2)																	3	0	0	0	0	2	0																	
20 Juan Rivera, R OBP: 0.299, SLG: 0.391 (9, PH)																	2	0	0	0	1	1	0																	
25 Peter Bourjos, R OBP: 0.249, SLG: 0.387 (1, 8)																	6	1	1	1	0	3	1																	
<b>Inning Stats</b>	R: 0 E: 0 K: 1 S: 9	H: 0 LOB: 0 BB: 0 P: 12	R: 0 E: 0 K: 1 S: 7	H: 0 LOB: 0 BB: 0 P: 10	R: 0 E: 0 K: 1 S: 9	H: 0 LOB: 0 BB: 0 P: 14	R: 2 E: 0 K: 1 S: 13	H: 1 LOB: 0 BB: 1 P: 19	R: 1 E: 0 K: 0 S: 10	H: 2 LOB: 2 BB: 1 P: 22	R: 0 E: 0 K: 0 S: 9	H: 0 LOB: 0 BB: 0 P: 13	R: 0 E: 0 K: 0 S: 7	H: 0 LOB: 2 BB: 1 P: 18	R: 0 E: 0 K: 1 S: 9	H: 0 LOB: 0 BB: 0 P: 12	R: 0 E: 0 K: 0 S: 12	H: 0 LOB: 1 BB: 1 P: 20	R: 0 E: 0 K: 0 S: 5	H: 0 LOB: 0 BB: 0 P: 9	R: 0 E: 0 K: 0 S: 10	H: 0 LOB: 1 BB: 1 P: 20	R: 0 E: 0 K: 0 S: 9	H: 0 LOB: 0 BB: 0 P: 9	1B: 2 2B: 3 3B: 0 HR: 2	SF: 1 SAC: 1 DP: 1 HBP: 1	WP: 0 PB: 0 SB: 1 CS: 0	PA: 60												
<b>PITCHER</b>	IP 6.0	WLS 23	BF 3	H 3	R 3	ER 3	S 4	P 30	ERA 4.50	WHIP 0.667	IP 1.0	WLS 1	BF 5	H 0	R 0	ER 0	S 0	P 16	ERA 0.00	WHIP 1.000	IP 1.1	WLS 5	BF 0	H 0	R 0	ER 0	S 2	P 1	ERA 4.37	WHIP 1.25	IP 3.1	WLS 12	BF 1	H 1	R 1	ER 1	S 2	P 1	ERA 5.59	WHIP 0.600
43 Josh Tomlin, R ERA: 4.18	56 Frank Herrmann, R ERA: 3.16	50 Jensen Lewis, R ERA: 3.95	53 Rafael Perez, L ERA: 3.64	38 Joe Smith, R ERA: 4.73	39 Justin Germano, R ERA: 1.19	49 Tony Sipp, L ERA: 4.37	57 Hector Ambroz, R ERA: 5.59																																	

Cleveland Indians @ Los Angeles Angels  
Angel Stadium of Anaheim, Anaheim, CA  
Wed Sep 08 2010, 4:08 PM - 9:04 PM PDT  
Att: 37,857 - Cloudy - 71 F

AB	49
R	4
H	6
RBI	4
BB	8
SO	10
LOB	17



Batter	1	2	3	4	5	6	7	8	9	AB	R	H	RBI	BB	SO	LOB	TOP			
<b>2 Denard Span, L</b> OBP: 0.333, SLG: 0.352										4	0	1	0	0	2	0	<b>Minnesota Twins @ Cleveland Indians</b> Progressive Field, Cleveland, OH Fri Sep 10 2010, 7:08 PM - 9:03 PM EDT Att: 26,207 - Clear - 66 F			
<b>1 Orlando Hudson, S</b> OBP: 0.350, SLG: 0.390										4	0	0	0	0	1	1				
<b>7 Joe Mauer, L</b> OBP: 0.401, SLG: 0.466										3	0	0	0	0	0	0				
<b>16 Jason Kubel, L</b> OBP: 0.334, SLG: 0.440										3	0	1	0	0	0	0				
<b>5 Michael Cuddyer, R</b> OBP: 0.337, SLG: 0.418										3	0	0	0	0	0	1				
<b>21 Delmon Young, R</b> OBP: 0.332, SLG: 0.483										2	0	0	0	1	1	0				
<b>22 Danny Valencia, R</b> OBP: 0.377, SLG: 0.447										3	0	0	0	0	1	1				
<b>27 J.J. Hardy, R</b> OBP: 0.316, SLG: 0.395										3	0	1	0	0	0	0				
<b>41 Drew Butera, R</b> OBP: 0.215, SLG: 0.289										2	0	0	0	0	1	1				
<b>20 Matt Tolbert, S</b> OBP: 0.321, SLG: 0.418										1	0	0	0	0	1	0				
<b>Inning Stats</b>	R: 0 E: 0 K: 2 S: 8	H: 0 LOB: 0 BB: 0 P: 13	R: 0 E: 0 K: 0 S: 13	H: 0 LOB: 1 BB: 1 P: 26	R: 0 E: 0 K: 0 S: 5	H: 2 LOB: 1 BB: 0 P: 7	R: 0 E: 0 K: 0 S: 5	H: 1 LOB: 0 BB: 0 P: 11	R: 0 E: 0 K: 1 S: 7	H: 0 LOB: 0 BB: 0 P: 10	R: 0 E: 0 K: 0 S: 6	H: 0 LOB: 0 BB: 0 P: 8	R: 0 E: 0 K: 2 S: 8	H: 0 LOB: 0 BB: 0 P: 11	R: 0 E: 0 K: 2 S: 9	H: 0 LOB: 0 BB: 0 P: 12	1B: 2 2B: 0 3B: 1 HR: 0	SF: 0 SAC: 0 DP: 2 HBP: 0	WP: 0 PB: 0 SB: 0 CS: 0	PA: 29
<b>PITCHER</b> 55 Roberto Hernandez, R ERA: 3.86	IP: 9.0 WLS: W BF: 29 H: 3 R: 0 ER: 0 SO: 7 BB: 1 IBB: 0 HBP: 0 BLK: 0 WP: 0 HR: 0 S: 69 P: 108 ERA: 0.00 WHIP: 0.444																			

AB	28
R	0
H	3
RBI	0
BB	1
SO	7
LOB	4



Batter	1	2	3	4	5	6	7	8	9	AB	R	H	RBI	BB	SO	LOB	BOTTOM	
<b>23 Michael Brantley, L</b> OBP: 0.291, SLG: 0.314										4	0	1	0	0	0	2	<b>Minnesota Twins @ Cleveland Indians</b> Progressive Field, Cleveland, OH Fri Sep 10 2010, 7:08 PM - 9:03 PM EDT Att: 26,207 - Clear - 66 F	
<b>13 Adrián Cabrera, S</b> OBP: 0.319, SLG: 0.347										3	0	0	1	0	0	1		
<b>17 Shin-Soo Choo, L</b> OBP: 0.388, SLG: 0.456										3	0	1	0	1	1	1		
<b>48 Travis Hafner, L</b> OBP: 0.368, SLG: 0.442										3	0	0	0	0	1	2		
<b>12 Jayson Nix, R</b> OBP: 0.301, SLG: 0.422										3	0	0	0	0	1	0		
<b>25 Andy Marte, R</b> OBP: 0.285, SLG: 0.366										0	0	0	0	0	0	0		
<b>7 Matt LaPorta, R</b> OBP: 0.309, SLG: 0.366										3	1	1	1	0	0	0		
<b>4 Trevor Crowe, S</b> OBP: 0.303, SLG: 0.328										3	0	1	0	0	0	0		
<b>16 Jason Donald, R</b> OBP: 0.311, SLG: 0.381										3	1	1	0	0	0	1		
<b>6 Lou Marson, R</b> OBP: 0.288, SLG: 0.285										3	0	1	0	0	0	0		
<b>Inning Stats</b>	R: 0 E: 0 K: 0 S: 9	H: 1 LOB: 0 BB: 0 P: 14	R: 1 E: 0 K: 0 S: 10	H: 2 LOB: 1 BB: 0 P: 16	R: 0 E: 0 K: 1 S: 7	H: 0 LOB: 0 BB: 0 P: 8	R: 0 E: 0 K: 0 S: 6	H: 0 LOB: 0 BB: 0 P: 10	R: 0 E: 0 K: 0 S: 6	H: 0 LOB: 0 BB: 0 P: 9	R: 0 E: 0 K: 1 S: 10	H: 0 LOB: 0 BB: 0 P: 14	R: 0 E: 0 K: 1 S: 10	H: 0 LOB: 0 BB: 0 P: 14	1B: 3 2B: 1 3B: 1 HR: 1	SF: 1 SAC: 0 DP: 0 HBP: 0	WP: 0 PB: 0 SB: 0 CS: 1	PA: 31
<b>PITCHER</b> 48 Carl Pavano, R ERA: 3.47	IP: 8.0 WLS: L BF: 30 H: 6 R: 2 ER: 2 SO: 3 BB: 1 IBB: 0 HBP: 0 BLK: 0 WP: 0 HR: 1 S: 67 P: 104 ERA: 2.25 WHIP: 0.875																	



Batter	1	2	3	4	5	6	7	8	9	10	11	12	AB	R	H	RBI	BB	SO	LOB	TOP
2 Denard Span, L (1.8) OBP: 0.334, SLG: 0.351													3	0	0	0	2	1	1	
1 Orlando Hudson, S (1.4) OBP: 0.349, SLG: 0.387													5	0	1	0	0	0	4	
7 Joe Mauer, L (1.2) OBP: 0.401, SLG: 0.465													5	0	2	0	0	0	0	
16 Jason Kubel, L (1.9) OBP: 0.333, SLG: 0.437													5	0	1	0	0	2	2	
18 Jason Repko, R (12.9) OBP: 0.294, SLG: 0.361													0	0	0	0	0	0	0	
5 Michael Cuddyer, R (1.3) OBP: 0.336, SLG: 0.416													5	0	1	0	0	1	2	
25 Jim Thome, L (1.10) OBP: 0.467, SLG: 0.641													4	1	1	1	1	2	1	
21 Delmon Young, R (1.7) OBP: 0.331, SLG: 0.480													5	0	1	0	0	1	3	
22 Danny Valencia, R (1.5) OBP: 0.369, SLG: 0.438													5	0	0	0	0	1	1	
27 J.J. Hardy, R (1.6) OBP: 0.315, SLG: 0.393													4	0	1	0	0	1	0	
<b>Inning Stats</b>	R: 0 E: 0 K: 1 S: 8	H: 0 LOB: 0 BB: 0 P: 11	R: 0 E: 0 K: 1 S: 8	H: 1 LOB: 1 BB: 0 P: 13	R: 0 E: 0 K: 0 S: 9	H: 1 LOB: 1 BB: 0 P: 12	R: 0 E: 1 K: 0 S: 9	H: 0 LOB: 0 BB: 0 P: 11	R: 0 E: 0 K: 1 S: 10	H: 1 LOB: 0 BB: 0 P: 12	R: 0 E: 0 K: 2 S: 9	H: 0 LOB: 0 BB: 0 P: 15	R: 0 E: 0 K: 1 S: 8	H: 2 LOB: 2 BB: 0 P: 10	R: 1 E: 0 K: 1 S: 7	H: 1 LOB: 0 BB: 0 P: 10	1B: 7 2B: 0 3B: 0 HR: 1	SF: 0 SAC: 0 DP: 3 HBP: 0	WP: 0 PB: 0 SB: 0 CS: 1	PA: 44
<b>PITCHER</b>	IP WLS BF H R ER SO BB IBB HBP BLK WP HR S P ERA WHIP	59 Carlos Carrasco, R (1.1) ERA: 2.18	53 Rafael Perez, L (8.1) ERA: 3.6	54 Chris Perez, R (9.1) ERA: 1.87	49 Tony Sipp, L (10.1) ERA: 4.21	39 Justin Germano, R (12.1) ERA: 1.52														

Minnesota Twins @ Cleveland Indians  
Progressive Field, Cleveland, OH  
Sat Sep 11 2010, 8:56 PM - 12:09 AM EDT  
Att: 24,972 - Overcast - 64 F

AB 41  
R 1  
H 8  
RBI 1  
BB 3  
SO 9  
LOB 14



Batter	1	2	3	4	5	6	7	8	9	10	11	12	AB	R	H	RBI	BB	SO	LOB	BOTTOM				
23 Michael Brantley, L (1.8) OBP: 0.388, SLG: 0.510													6	0	1	0	0	0	2					
13 Asdrubal Cabrera, S (1.6) OBP: 0.317, SLG: 0.345													5	0	1	0	0	0	2					
17 Shin-Soo Choo, L (1.9) OBP: 0.388, SLG: 0.455													4	0	1	0	1	1	2					
48 Travis Hafner, L (1.10) OBP: 0.369, SLG: 0.441													5	0	2	0	0	1	1					
7 Matt LaPorta, R (1.3) OBP: 0.308, SLG: 0.363													3	0	0	0	1	0	1					
12 Jayson Nix, R (9. PR) OBP: 0.300, SLG: 0.420													1	0	0	0	0	0	2					
4 Trevor Crowe, S (1.7) OBP: 0.302, SLG: 0.326													5	0	1	0	0	1	3					
16 Jason Donald, R (1.4) OBP: 0.312, SLG: 0.378													2	0	0	0	1	1	2					
25 Andy Marte, R (8.5) OBP: 0.283, SLG: 0.364													1	0	0	0	0	0	1					
35 Jordan Brown, L (11. PH) OBP: 0.273, SLG: 0.321													5	0	0	0	0	0	3					
1 Luis Valbuena, L (1.5) OBP: 0.269, SLG: 0.237													5	0	0	0	0	0	3					
6 Lou Marson, R (1.2) OBP: 0.272, SLG: 0.289													4	0	2	0	0	1	0					
47 Shelley Duncan, R (12. PH) OBP: 0.311, SLG: 0.399													1	0	0	0	0	0	0					
<b>Inning Stats</b>	R: 0 E: 0 K: 9 S: 9	H: 0 LOB: 1 BB: 1 P: 16	R: 0 E: 0 K: 0 S: 6	H: 0 LOB: 1 BB: 1 P: 12	R: 0 E: 0 K: 1 S: 7	H: 0 LOB: 0 BB: 0 P: 9	R: 0 E: 0 K: 1 S: 6	H: 0 LOB: 0 BB: 0 P: 7	R: 0 E: 0 K: 0 S: 11	H: 2 LOB: 1 BB: 0 P: 15	R: 0 E: 0 K: 1 S: 10	H: 1 LOB: 1 BB: 0 P: 15	R: 0 E: 0 K: 2 S: 7	H: 0 LOB: 1 BB: 0 P: 12	R: 0 E: 0 K: 0 S: 8	H: 1 LOB: 1 BB: 0 P: 10	R: 0 E: 0 K: 0 S: 10	H: 2 LOB: 2 BB: 0 P: 12	R: 0 E: 0 K: 0 S: 6	H: 0 LOB: 0 BB: 0 P: 9	1B: 8 2B: 0 3B: 0 HR: 0	SF: 0 SAC: 0 DP: 1 HBP: 0	WP: 0 PB: 0 SB: 2 CS: 0	PA: 46
<b>PITCHER</b>	IP WLS BF H R ER SO BB IBB HBP BLK WP HR S P ERA WHIP	53 Nick Blackburn, R (1.1) ERA: 2.63	28 Jesse Crain, R (9.1) ERA: 2.63	44 Randy Flores, L (11.1) ERA: 3.14	54 Matt Guerrier, R (11.1) ERA: 3.47	55 Matt Capps, R (12.1) ERA: 2.73																		

Minnesota Twins @ Cleveland Indians  
Progressive Field, Cleveland, OH  
Sat Sep 11 2010, 8:56 PM - 12:09 AM EDT  
Att: 24,972 - Overcast - 64 F


AB 43  
R 0  
H 8  
RBI 0  
BB 3  
SO 5  
LOB 21




Batter	1	2	3	4	5	6	7	8	9	AB	R	H	RBI	BB	SO	LOB	TOP	
2 Denard Span, L (1,8) OBP: 0.333, SLG: 0.349										3	1	0	0	1	0	0	<b>Minnesota Twins @ Cleveland Indians</b> Progressive Field, Cleveland, OH Sun Sep 12 2010, 1:09 PM - 3:40 PM EDT Att: 22,988 - Cloudy - 66 F	
1 Orlando Hudson, S (1,4) OBP: 0.348, SLG: 0.386										4	1	1	0	0	1	0		
7 Joe Mauer, L (1,2) OBP: 0.400, SLG: 0.463										4	1	1	1	0	0	0		
16 Jason Kubel, L (1,9) OBP: 0.332, SLG: 0.438										4	1	1	0	0	1	2		
18 Jason Repko, R (8,9) OBP: 0.294, SLG: 0.381										0	0	0	0	0	0	0		
5 Michael Cuddyer, R (1,3) OBP: 0.337, SLG: 0.416										4	1	2	1	0	1	0		
25 Jim Thome, L (1,10) OBP: 0.405, SLG: 0.635										4	1	1	1	0	1	2		
21 Delmon Young, R (1,7) OBP: 0.328, SLG: 0.477										3	0	0	1	0	1	2		
22 Danny Valencia, R (1,5) OBP: 0.367, SLG: 0.434										4	0	1	1	0	1	1		
12 Alexi Casilla, S (1,6) OBP: 0.324, SLG: 0.385										3	0	0	0	0	1	1		
<b>Inning Stats</b>	R: 5 H: 4 E: 1 K: 0 S: 15	H: 4 R: 3 ER: 0 LOB: 1 BB: 1 P: 31	R: 0 H: 0 E: 0 K: 0 S: 6	H: 0 R: 3 ER: 0 LOB: 0 BB: 0 P: 9	R: 0 H: 0 E: 0 K: 3 S: 10	H: 0 R: 3 ER: 0 LOB: 0 BB: 0 P: 14	R: 0 H: 0 E: 0 K: 0 S: 8	H: 0 R: 3 ER: 0 LOB: 1 BB: 0 P: 21	R: 0 H: 0 E: 0 K: 1 S: 12	H: 0 R: 0 ER: 0 LOB: 0 BB: 0 P: 16	R: 0 H: 0 E: 0 K: 0 S: 7	H: 0 R: 0 ER: 0 LOB: 0 BB: 0 P: 10	R: 0 H: 0 E: 0 K: 1 S: 8	H: 0 R: 0 ER: 0 LOB: 0 BB: 0 P: 14	1B: 6 2B: 1 3B: 0 HR: 0	SF: 1 SAC: 0 DP: 1 HBP: 0	WP: 1 PB: 0 SB: 1 CS: 0	PA: 35
<b>PITCHER</b>	IP WLS BF H R ER SO BB IBB HBP BLK WP HR S P ERA WHIP																	
51 Mitch Talbot, R (1,1) ERA: 4.58	0.0 L 3 2 3 3 0 1 0 0 0 0 0 0 5 14 ∞ ∞																	
63 Justin Masterson, R (1,1) ERA: 4.73	7.0 26 5 3 1 6 0 0 0 0 0 1 0 64 98 1.29 0.714																	
50 Jensen Lewis, R (8,1) ERA: 3.81	1.0 3 0 0 0 0 0 0 0 0 0 0 0 7 10 0.00 0.000																	
38 Joe Smith, R (9,1) ERA: 4.59	1.0 3 0 0 0 1 0 0 0 0 0 0 0 8 14 0.00 0.000																	

Batter	1	2	3	4	5	6	7	8	9	AB	R	H	RBI	BB	SO	LOB	BOTTOM
23 Michael Brantley, L (1,8) OBP: 0.291, SLG: 0.313										4	0	2	0	0	1	1	<b>Minnesota Twins @ Cleveland Indians</b> Progressive Field, Cleveland, OH Sun Sep 12 2010, 1:09 PM - 3:40 PM EDT Att: 22,988 - Cloudy - 66 F
13 Adrián Cabrera, S (1,6) OBP: 0.319, SLG: 0.347										4	0	2	0	0	2	1	
17 Shin-Soo Choo, L (1,9) OBP: 0.385, SLG: 0.451										4	0	0	0	0	2	4	
48 Travis Hafner, L (1,10) OBP: 0.368, SLG: 0.442										4	0	1	0	0	1	4	
12 Jayson Nix, R (1,5) OBP: 0.296, SLG: 0.414										4	1	0	0	0	0	1	
35 Jordan Brown, L (1,7) OBP: 0.271, SLG: 0.316										4	1	1	0	0	0	1	
7 Matt LaPorta, R (1,3) OBP: 0.305, SLG: 0.358										4	0	0	0	0	3	2	
1 Luis Valbuena, L (1,4) OBP: 0.270, SLG: 0.243										3	0	1	2	0	1	0	
47 Shelley Duncan, R (9,PH) OBP: 0.310, SLG: 0.397										1	0	0	0	0	0	0	
8 Chris Gimenez, R (1,2) OBP: 0.304, SLG: 0.367										4	0	2	0	0	0	1	
<b>Inning Stats</b>	R: 0 H: 0 E: 0 K: 1 S: 10	H: 2 R: 2 ER: 0 LOB: 1 BB: 0 P: 22	R: 0 H: 1 E: 0 K: 2 S: 14	H: 1 R: 3 ER: 0 LOB: 1 BB: 0 P: 18	R: 0 H: 0 E: 0 K: 1 S: 9	H: 0 R: 3 ER: 0 LOB: 3 BB: 0 P: 16	R: 0 H: 0 E: 0 K: 1 S: 9	H: 0 R: 2 ER: 0 LOB: 2 BB: 0 P: 15	R: 0 H: 1 E: 0 K: 1 S: 11	H: 1 R: 0 ER: 0 LOB: 1 BB: 0 P: 15	R: 0 H: 0 E: 0 K: 1 S: 7	H: 0 R: 0 ER: 0 LOB: 0 BB: 0 P: 11	1B: 7 2B: 2 3B: 0 HR: 0	SF: 0 SAC: 0 DP: 0 HBP: 0	WP: 0 PB: 0 SB: 0 CS: 0	PA: 36	
<b>PITCHER</b>	IP WLS BF H R ER SO BB IBB HBP BLK WP HR S P ERA WHIP																
59 Kevin Slowey, R (1,1) ERA: 4.24	5.0 W 22 6 2 0 5 0 0 0 0 0 0 0 18 30 0.00 1.200																
15 Glen Perkins, L (6,1) ERA: 6.92	2.0 7 2 0 0 3 0 0 0 0 0 0 0 18 30 0.00 1.000																
50 Jose Mijares, L (8,1) ERA: 2.77	0.1 2 1 0 0 1 0 0 0 0 0 0 0 6 8 0.00 3.000																
60 Jon Rauch, R (8,1) ERA: 3.44	0.2 2 0 0 0 0 0 0 0 0 0 0 0 5 7 0.00 0.000																
51 Brian Fuentes, L (9,1) ERA: 3.4	1.0 3 0 0 0 1 0 0 0 0 0 0 0 7 11 0.00 0.000																

**AB 33**  
**R 6**  
**H 7**  
**RBI 5**  
**BB 1**  
**SO 7**  
**LOB 8**



**AB 36**  
**R 2**  
**H 9**  
**RBI 2**  
**BB 0**  
**SO 10**  
**LOB 15**





Batter	1	2	3	4	5	6	7	8	9	AB	R	H	RBI	BB	SO	LOB	TOP
6 Alberto Callaspo, S OBP: 0.312, SLG: 0.390	L6		F8			F9	L5		F7	5	0	0	0	0	0	3	
53 Bobby Abreu, L OBP: 0.348, SLG: 0.426	48 2B		G1-3			G4-3		K		4	1	1	0	0	1	0	
48 Toni Hunter, R OBP: 0.367, SLG: 0.488	2H		K			55 2B	1B	K		4	0	2	1	0	2	0	
55 Hideki Matsui, L OBP: 0.359, SLG: 0.450	L3				G4-3					4	0	2	0	0	0	1	
77 Reggie Willits, S OBP: 0.353, SLG: 0.321						1H	2B			0	0	0	0	0	0	0	
44 Mike Napoli, R OBP: 0.318, SLG: 0.484	F9							K	G6-3	4	0	0	0	0	2	2	
2 Nick Aybar, S OBP: 0.306, SLG: 0.335		B1-3			F8		G4-3		G3	4	0	0	0	0	0	0	
47 Howie Kendrick, R OBP: 0.307, SLG: 0.399			G5-3			G6-3			20 1B	3	1	1	0	1	0	0	
46 Bobby Wilson, R OBP: 0.268, SLG: 0.400						F9			25 3B	2	1	1	1	1	0	0	
20 Juan Rivera, R OBP: 0.301, SLG: 0.392									6 1B	1	0	1	0	0	0	0	
3 Brandon Wood, R OBP: 0.185, SLG: 0.213										0	0	0	0	0	0	0	
25 Peter Bourjos, R OBP: 0.246, SLG: 0.384			FC4-6			K				4	0	1	1	0	2	3	
<b>Inning Stats</b>	R: 1 H: 2 E: 0 K: 0 S: 9	H: 2 LOB: 1 BB: 0 P: 16	R: 0 H: 0 E: 0 K: 0 S: 6	H: 0 LOB: 1 BB: 1 P: 11	R: 0 H: 0 E: 0 K: 1 S: 13	H: 0 LOB: 0 BB: 0 P: 15	R: 0 H: 2 E: 0 K: 0 S: 10	H: 2 LOB: 2 BB: 0 P: 16	R: 2 H: 3 E: 0 K: 2 S: 13	H: 1 LOB: 1 BB: 0 P: 15	R: 0 H: 1 E: 0 K: 1 S: 14	H: 1 LOB: 3 BB: 1 P: 27	1B: 3 2B: 5 3B: 1 HR: 0	SF: 0 SAC: 0 DP: 0 HBP: 0	WP: 0 PB: 1 SB: 0 CS: 0	PA: 37	
<b>PITCHER</b>	IP WLS BF H R ER SO BB IBB HBP BLK WP HR S P ERA WHIP																
43 Josh Tomlin, R ERA: 4.17	(1, 1) 6.2 W 27 7 3 3 4 1 0 0 0 0 0 0 66 100 4.05 1.200																
53 Rafael Perez, L ERA: 3.54	(7, 1) 1.0 H 4 1 0 0 2 0 0 0 0 0 0 0 10 11 0.00 1.000																
38 Joe Smith, R ERA: 4.54	(8, 1) 0.1 H 1 0 0 0 0 0 0 0 0 0 0 0 4 5 0.00 0.000																
54 Chris Perez, R ERA: 1.84	(9, 1) 1.0 S 5 1 0 0 1 1 0 0 0 0 0 0 14 27 0.00 2.000																

Los Angeles Angels @ Cleveland Indians  
 Progressive Field, Cleveland, OH  
 Tue Sep 14 20:10, 7:05 PM - 9:48 PM EDT  
 Att: 15,734 - Clear - 66 F

AB	35
R	3
H	9
RBI	3
BB	2
SO	7
LOB	9



Batter	1	2	3	4	5	6	7	8	9	AB	R	H	RBI	BB	SO	LOB	BOTTOM
23 Michael Brantley, L OBP: 0.295, SLG: 0.316	47 1B		G3			G4-3				4	1	2	0	0	0	0	
13 Adrián Cabrera, S OBP: 0.317, SLG: 0.343	P4		F9			P5		SH2-3		3	0	0	0	0	0	1	
17 Shin-Soo Choo, L OBP: 0.386, SLG: 0.449	F8		G4-3				47 HR	4 1B		2	1	0	0	2	0	1	
47 Shelley Duncan, R OBP: 0.319, SLG: 0.438								4 1B		3	2	3	4	0	0	0	
4 Trevor Crowe, S OBP: 0.304, SLG: 0.328	1H							48 G4-6-3		1	0	1	0	0	0	0	
12 Jayson Nix, R OBP: 0.297, SLG: 0.417										3	0	1	0	0	1	1	
48 Travis Hafner, L OBP: 0.367, SLG: 0.440										1	0	0	0	0	0	3	
7 Matt LaPorta, R OBP: 0.307, SLG: 0.356										2	0	0	0	2	0	1	
25 Andy Marte, R OBP: 0.288, SLG: 0.363										3	0	1	0	1	0	2	
1 Luis Valbuena, L OBP: 0.266, SLG: 0.239										4	0	0	0	0	2	5	
6 Lou Marson, R OBP: 0.273, SLG: 0.294										3	0	1	0	0	1	2	
<b>Inning Stats</b>	R: 1 H: 2 E: 0 K: 1 S: 11	H: 1 LOB: 2 BB: 1 P: 17	R: 0 H: 0 E: 0 K: 0 S: 5	H: 0 LOB: 0 BB: 0 P: 8	R: 1 H: 2 E: 0 K: 0 S: 11	H: 2 LOB: 1 BB: 0 P: 19	R: 0 H: 0 E: 0 K: 1 S: 11	H: 0 LOB: 0 BB: 0 P: 15	R: 2 H: 2 E: 0 K: 0 S: 10	H: 2 LOB: 2 BB: 1 P: 21	R: 0 H: 0 E: 0 K: 1 S: 5	H: 0 LOB: 0 BB: 1 P: 9	1B: 5 2B: 2 3B: 0 HR: 2	SF: 0 SAC: 1 DP: 1 HBP: 0	WP: 0 PB: 0 SB: 1 CS: 1	PA: 35	
<b>PITCHER</b>	IP WLS BF H R ER SO BB IBB HBP BLK WP HR S P ERA WHIP																
19 Scott Kazmir, L ERA: 5.99	(1, 1) 5.2 L 26 7 4 4 3 3 0 0 0 0 0 0 2 57 6.35 1.765																
38 Bobby Cassevah, R ERA: 4.11	(6, 1) 1.1 6 2 0 0 0 0 1 0 0 0 0 0 11 23 0.00 1.500																
58 Michael Kohn, R ERA: 2.35	(8, 1) 1.0 3 0 0 0 1 1 0 0 0 0 0 0 5 9 0.00 1.000																

Los Angeles Angels @ Cleveland Indians  
 Progressive Field, Cleveland, OH  
 Tue Sep 14 20:10, 7:05 PM - 9:48 PM EDT  
 Att: 15,734 - Clear - 66 F

AB	29
R	4
H	9
RBI	4
BB	5
SO	4
LOB	16



Batter	1	2	3	4	5	6	7	8	9	AB	R	H	RBI	BB	SO	LOB	TOP								
6 Alberto Callaspo, S OBP: 0.310, SLG: 0.387 3 Brandon Wood, R OBP: 0.184, SLG: 0.212	(1,5) G4-3	(1,1) E5 53 G3-1 48 1B	(2,1) F7			(3,1) F8			(3,3) K	4	1	0	0	0	0	1									
53 Bobby Abreu, L OBP: 0.347, SLG: 0.424 44 Mark Trumbo, R (8,3)	(1,7) 48 S 20 1B 1B	(0,0) G3-1			(2,3) K			(0,1) G4-3		4	1	1	0	0	0	1									
48 Toni Hunter, R OBP: 0.367, SLG: 0.486 77 Reggie Willits, S OBP: 0.353, SLG: 0.321	(1,9) G5-3	(1,0) 55 3B 1B			(2,0) L8			(3,2) G5-3		4	1	1	1	0	0	1									
55 Hideki Matsui, L OBP: 0.360, SLG: 0.454	(1,10) 2 BB 47 BB 20 1B BB	(1,2) 20 1B 3B			(1,2) K			(1,1) G4-3		3	2	1	1	1	1	0									
20 Juan Rivera, R OBP: 0.303, SLG: 0.393	(1,3) 47 BB 16 1B 2 BB 1B	(0,1) 2' G4-6-3 1B			(2,2) G5-3			(2,1) G6-3		4	1	2	2	0	0	0									
2 Enck Aybar, S OBP: 0.306, SLG: 0.333	(1,6) 47 BB 16 1B BB	(0,3) G4-6-3			(1,3) K			(1,0) F8		3	1	0	0	1	1	1									
47 Howie Kendrick, R OBP: 0.308, SLG: 0.399	(1,4) 16 1B BB				(1,3) K			(3,2) F9		3	0	1	1	1	1	0									
16 Hank Conger, L OBP: 0.200, SLG: 0.200	(1,2) 16 1B 1B				(2,2) K			(0,2) F8		4	0	1	2	0	1	1									
25 Peter Bourjos, R OBP: 0.238, SLG: 0.371	(1,8) G1-3				(2,1) L9			(1,1) F7		4	0	0	0	0	0	3									
<b>Inning Stats</b>	R: 4 H: 3 E: 0 K: 0 S: 13	H: 3 LOB: 2 BB: 3 P: 32	R: 3 H: 1 E: 1 K: 0 S: 11	H: 3 LOB: 0 BB: 0 P: 13	R: 0 H: 1 E: 0 K: 1 S: 8	H: 1 LOB: 1 BB: 0 P: 13	R: 0 H: 0 E: 0 K: 2 S: 7	H: 0 LOB: 0 BB: 0 P: 12	R: 0 H: 0 E: 0 K: 2 S: 9	H: 0 LOB: 0 BB: 0 P: 13	R: 0 H: 0 E: 0 K: 0 S: 4	H: 0 LOB: 0 BB: 0 P: 7	R: 0 H: 0 E: 0 K: 0 S: 10	H: 0 LOB: 0 BB: 0 P: 14	R: 0 H: 0 E: 0 K: 0 S: 6	H: 0 LOB: 0 BB: 0 P: 12	R: 0 H: 0 E: 0 K: 1 S: 9	H: 0 LOB: 0 BB: 0 P: 13	1B: 6 2B: 0 3B: 1 HR: 0	SF: 0 SAC: 0 DP: 1 HBP: 0	WP: 0 PB: 0 SB: 1 CS: 0	PA: 37			
<b>PITCHER</b>	IP WLS BF H R ER SO BB IBB HBP BLK WP HR S P ERA WHIP	IP WLS BF H R ER SO BB IBB HBP BLK WP HR S P ERA WHIP	IP WLS BF H R ER SO BB IBB HBP BLK WP HR S P ERA WHIP	IP WLS BF H R ER SO BB IBB HBP BLK WP HR S P ERA WHIP	IP WLS BF H R ER SO BB IBB HBP BLK WP HR S P ERA WHIP	IP WLS BF H R ER SO BB IBB HBP BLK WP HR S P ERA WHIP	IP WLS BF H R ER SO BB IBB HBP BLK WP HR S P ERA WHIP	IP WLS BF H R ER SO BB IBB HBP BLK WP HR S P ERA WHIP	IP WLS BF H R ER SO BB IBB HBP BLK WP HR S P ERA WHIP	IP WLS BF H R ER SO BB IBB HBP BLK WP HR S P ERA WHIP	IP WLS BF H R ER SO BB IBB HBP BLK WP HR S P ERA WHIP	IP WLS BF H R ER SO BB IBB HBP BLK WP HR S P ERA WHIP	IP WLS BF H R ER SO BB IBB HBP BLK WP HR S P ERA WHIP	IP WLS BF H R ER SO BB IBB HBP BLK WP HR S P ERA WHIP	IP WLS BF H R ER SO BB IBB HBP BLK WP HR S P ERA WHIP	IP WLS BF H R ER SO BB IBB HBP BLK WP HR S P ERA WHIP	IP WLS BF H R ER SO BB IBB HBP BLK WP HR S P ERA WHIP	IP WLS BF H R ER SO BB IBB HBP BLK WP HR S P ERA WHIP	IP WLS BF H R ER SO BB IBB HBP BLK WP HR S P ERA WHIP	IP WLS BF H R ER SO BB IBB HBP BLK WP HR S P ERA WHIP	IP WLS BF H R ER SO BB IBB HBP BLK WP HR S P ERA WHIP	IP WLS BF H R ER SO BB IBB HBP BLK WP HR S P ERA WHIP	IP WLS BF H R ER SO BB IBB HBP BLK WP HR S P ERA WHIP	IP WLS BF H R ER SO BB IBB HBP BLK WP HR S P ERA WHIP	
23 Michael Brantley, L OBP: 0.294, SLG: 0.315	(1,8) F7				(1,2) F7				(0,1) 13 G6-4-3 1B	4	0	1	0	0	0	0									
13 Asdrúbal Cabrera, S OBP: 0.313, SLG: 0.339	(1,6) G4-3				(2,2) F7				(0,2) G6-4-3 1B	4	0	0	0	0	0	2									
17 Shin-Soo Choo, L OBP: 0.365, SLG: 0.448 4 Trevor Crowe, S OBP: 0.304, SLG: 0.328	(1,9) K				(1,1) 1B				(2,2) F7	3	0	1	0	0	1	0									
48 Travis Hafner, L OBP: 0.364, SLG: 0.437					(2,2) G3-4-3				(1,2) G4-3	3	0	0	0	0	0	1									
47 Shelley Duncan, R OBP: 0.315, SLG: 0.431									(1,1) G6-3	3	0	0	0	0	1	0									
12 Jayson Nix, R OBP: 0.294, SLG: 0.412									(3,2) G6-3	3	0	0	0	0	1	0									
7 Matt LaPorta, R OBP: 0.304, SLG: 0.353									(3,2) F8	3	0	0	0	0	2	0									
33 Drew Sutton, S OBP: 0.333, SLG: 0.833									(2,1) F8	3	0	0	0	0	1	0									
6 Lou Marson, R OBP: 0.273, SLG: 0.291									(4,0) 23 1B BB	2	0	0	0	1	1	0									
<b>Inning Stats</b>	R: 0 H: 0 E: 0 K: 1 S: 7	H: 0 LOB: 0 BB: 0 P: 12	R: 0 H: 0 E: 0 K: 0 S: 6	H: 0 LOB: 0 BB: 0 P: 13	R: 0 H: 0 E: 0 K: 2 S: 12	H: 0 LOB: 0 BB: 0 P: 17	R: 0 H: 1 E: 0 K: 0 S: 12	H: 1 LOB: 1 BB: 0 P: 17	R: 0 H: 0 E: 0 K: 3 S: 14	H: 0 LOB: 0 BB: 0 P: 19	R: 0 H: 0 E: 0 K: 1 S: 7	H: 0 LOB: 0 BB: 0 P: 10	R: 0 H: 0 E: 0 K: 0 S: 7	H: 0 LOB: 0 BB: 0 P: 12	R: 0 H: 0 E: 0 K: 0 S: 8	H: 0 LOB: 0 BB: 0 P: 15	R: 0 H: 1 E: 0 K: 0 S: 7	H: 1 LOB: 1 BB: 1 P: 13	1B: 2 2B: 0 3B: 0 HR: 0	SF: 0 SAC: 0 DP: 1 HBP: 0	WP: 0 PB: 0 SB: 0 CS: 0	PA: 29			
<b>PITCHER</b>	IP WLS BF H R ER SO BB IBB HBP BLK WP HR S P ERA WHIP	IP WLS BF H R ER SO BB IBB HBP BLK WP HR S P ERA WHIP	IP WLS BF H R ER SO BB IBB HBP BLK WP HR S P ERA WHIP	IP WLS BF H R ER SO BB IBB HBP BLK WP HR S P ERA WHIP	IP WLS BF H R ER SO BB IBB HBP BLK WP HR S P ERA WHIP	IP WLS BF H R ER SO BB IBB HBP BLK WP HR S P ERA WHIP	IP WLS BF H R ER SO BB IBB HBP BLK WP HR S P ERA WHIP	IP WLS BF H R ER SO BB IBB HBP BLK WP HR S P ERA WHIP	IP WLS BF H R ER SO BB IBB HBP BLK WP HR S P ERA WHIP	IP WLS BF H R ER SO BB IBB HBP BLK WP HR S P ERA WHIP	IP WLS BF H R ER SO BB IBB HBP BLK WP HR S P ERA WHIP	IP WLS BF H R ER SO BB IBB HBP BLK WP HR S P ERA WHIP	IP WLS BF H R ER SO BB IBB HBP BLK WP HR S P ERA WHIP	IP WLS BF H R ER SO BB IBB HBP BLK WP HR S P ERA WHIP	IP WLS BF H R ER SO BB IBB HBP BLK WP HR S P ERA WHIP	IP WLS BF H R ER SO BB IBB HBP BLK WP HR S P ERA WHIP	IP WLS BF H R ER SO BB IBB HBP BLK WP HR S P ERA WHIP	IP WLS BF H R ER SO BB IBB HBP BLK WP HR S P ERA WHIP	IP WLS BF H R ER SO BB IBB HBP BLK WP HR S P ERA WHIP	IP WLS BF H R ER SO BB IBB HBP BLK WP HR S P ERA WHIP	IP WLS BF H R ER SO BB IBB HBP BLK WP HR S P ERA WHIP	IP WLS BF H R ER SO BB IBB HBP BLK WP HR S P ERA WHIP	IP WLS BF H R ER SO BB IBB HBP BLK WP HR S P ERA WHIP	IP WLS BF H R ER SO BB IBB HBP BLK WP HR S P ERA WHIP	IP WLS BF H R ER SO BB IBB HBP BLK WP HR S P ERA WHIP

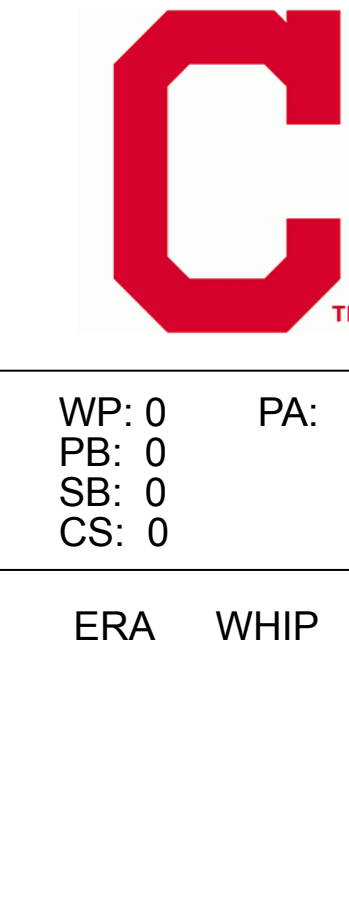
Los Angeles Angels @ Cleveland Indians  
 Progressive Field, Cleveland, OH  
 Wed Sep 15 2010, 7:07 PM - 9:21 PM EDT  
 Att: 10,183 - Cloudy - 64 F

AB	34
R	7
H	7
RBI	7
BB	3
SO	6
LOB	8



Los Angeles Angels @ Cleveland Indians  
 Progressive Field, Cleveland, OH  
 Wed Sep 15 2010, 7:07 PM - 9:21 PM EDT  
 Att: 10,183 - Cloudy - 64 F

AB	28
R	0
H	2
RBI	0
BB	1
SO	7
LOB	3



Batter	1	2	3	4	5	6	7	8	9	10	11	AB	R	H	RBI	BB	SO	LOB	TOP						
77 Reggie Willits, S OBP: 0.348, SLG: 0.312 47 Howie Kendrick, R OBP: 0.308, SLG: 0.399												4	0	0	0	1	2	2							
53 Bobby Abreu, L OBP: 0.349, SLG: 0.425												4	0	2	0	1	0	1							
48 Torii Hunter, R OBP: 0.363, SLG: 0.481												5	0	0	0	0	2	4							
55 Hideki Matsui, L OBP: 0.360, SLG: 0.460												5	1	2	1	0	2	1							
6 Alberto Callaspo, S OBP: 0.308, SLG: 0.384												4	0	0	0	0	0	1							
44 Mike Napoli, R OBP: 0.317, SLG: 0.489												4	1	1	1	0	2	0							
18 Kevin Frandsen, R OBP: 0.323, SLG: 0.352 25 Peter Bourjos, R OBP: 0.238, SLG: 0.371												4	0	0	0	0	3	0							
3 Brandon Wood, R OBP: 0.180, SLG: 0.207												4	0	0	0	0	2	0							
5 Jeff Mathis, R OBP: 0.216, SLG: 0.281 16 Hank Conger, L OBP: 0.167, SLG: 0.167 46 Bobby Wilson, R OBP: 0.276, SLG: 0.400												2	0	1	0	0	0	0							
<b>Inning Stats</b>	R: 0 E: 0 K: 3 S: 15	H: 0 LOB: 1 BB: 1 P: 24	R: 0 E: 0 K: 2 S: 9	H: 0 LOB: 0 BB: 0 P: 10	R: 0 E: 0 K: 0 S: 8	H: 1 LOB: 1 BB: 0 P: 9	R: 0 E: 0 K: 0 S: 5	H: 1 LOB: 0 BB: 0 P: 7	R: 0 E: 0 K: 1 S: 8	H: 0 LOB: 0 BB: 0 P: 11	R: 2 E: 0 K: 2 S: 24	H: 2 LOB: 0 BB: 0 P: 32	R: 0 E: 0 K: 1 S: 15	H: 1 LOB: 2 BB: 1 P: 25	R: 0 E: 0 K: 3 S: 13	H: 0 LOB: 0 BB: 0 P: 18	R: 0 E: 0 K: 3 S: 11	H: 0 LOB: 1 BB: 1 P: 19	R: 0 E: 0 K: 0 S: 5	H: 1 LOB: 0 BB: 0 P: 6	1B: 4 2B: 0 3B: 0 HR: 2	SF: 0 SAC: 0 DP: 2 HBP: 0	WP: 0 PB: 0 SB: 1 CS: 0	PA: 40	
<b>PITCHER</b>	IP: 7.0 WLS: 0.2 BF: 25 ERA: 3.81	WLS: 0.2 BF: 3 ERA: 4.46	H: 4 R: 2 ER: 2 SO: 8	H: 2 R: 0 ER: 0 SO: 8	H: 1 R: 0 ER: 0 SO: 9	H: 3 R: 0 ER: 0 SO: 10	H: 2 R: 0 ER: 0 SO: 11	H: 2 R: 0 ER: 0 SO: 13	H: 2 R: 0 ER: 0 SO: 16	H: 0 R: 0 ER: 0 SO: 19	H: 1 R: 1 ER: 1 SO: 24	H: 2 R: 0 ER: 0 SO: 32	H: 1 R: 0 ER: 0 SO: 15	H: 2 R: 0 ER: 0 SO: 25	H: 0 R: 0 ER: 0 SO: 13	H: 0 R: 0 ER: 0 SO: 18	H: 0 R: 0 ER: 0 SO: 11	H: 0 R: 0 ER: 0 SO: 19	H: 1 R: 0 ER: 0 SO: 5	H: 0 R: 0 ER: 0 SO: 6	ERA: 0.00 WHIP: 1.000	ERA: 0.00 WHIP: 1.000			

Los Angeles Angels @ Cleveland Indians  
Progressive Field, Cleveland, OH  
Thu Sep 16 2010, 7:17 PM - 10:29 PM EDT  
Att: 14,000 - Overcast - 65 F

livebaseballscorecards.com

AB 37  
R 2  
H 6  
RBI 2  
BB 3  
SO 13  
LOB 9

Batter	1	2	3	4	5	6	7	8	9	10	11	AB	R	H	RBI	BB	SO	LOB	BOTTOM							
23 Michael Brantley, L OBP: 0.293, SLG: 0.314												4	0	1	0	0	0	1								
13 Asdrubal Cabrera, S OBP: 0.313, SLG: 0.338												3	0	0	0	0	1	1								
17 Shin-Soo Choo, L OBP: 0.387, SLG: 0.450												3	0	1	1	2	1	0								
48 Travis Hafner, L OBP: 0.365, SLG: 0.433												3	0	0	0	2	0	3								
35 Jordan Brown, L OBP: 0.250, SLG: 0.290												5	0	0	0	0	1	6								
12 Jayson Nix, R OBP: 0.292, SLG: 0.406												4	0	0	0	0	1	1								
4 Trevor Crowe, S OBP: 0.305, SLG: 0.332												5	1	2	0	0	1	2								
33 Drew Sutton, S OBP: 0.364, SLG: 0.600												4	1	1	0	1	1	2								
6 Lou Marson, R OBP: 0.277, SLG: 0.296 47 Shelley Duncan, R OBP: 0.314, SLG: 0.429												3	1	1	1	1	1	2								
<b>Inning Stats</b>	R: 0 E: 0 K: 0 S: 7	H: 0 LOB: 1 BB: 1 P: 11	R: 0 E: 0 K: 0 S: 7	H: 0 LOB: 0 BB: 0 P: 14	R: 2 E: 0 K: 1 S: 15	H: 3 LOB: 2 BB: 0 P: 21	R: 0 E: 0 K: 2 S: 13	H: 1 LOB: 1 BB: 0 P: 18	R: 0 E: 0 K: 1 S: 6	H: 0 LOB: 0 BB: 0 P: 10	R: 0 E: 0 K: 0 S: 10	H: 0 LOB: 1 BB: 1 P: 16	R: 0 E: 0 K: 1 S: 8	H: 0 LOB: 0 BB: 1 P: 13	R: 0 E: 0 K: 0 S: 7	H: 0 LOB: 0 BB: 0 P: 10	R: 0 E: 0 K: 2 S: 10	H: 0 LOB: 1 BB: 1 P: 20	R: 0 E: 0 K: 0 S: 5	H: 1 LOB: 2 BB: 2 P: 15	R: 1 E: 1 K: 0 S: 5	H: 1 LOB: 1 BB: 0 P: 10	1B: 3 2B: 3 3B: 0 HR: 0	SF: 0 SAC: 2 DP: 1 HBP: 2	WP: 1 PB: 0 SB: 3 CS: 1	PA: 45
<b>PITCHER</b>	IP: 8.0 WLS: 1.0 BF: 32 ERA: 3.93	WLS: 1.0 BF: 4 ERA: 2.0	H: 4 R: 0 ER: 0 SO: 2	H: 0 R: 0 ER: 0 SO: 5	H: 3 R: 0 ER: 0 SO: 10	H: 2 R: 0 ER: 0 SO: 15	H: 2 R: 0 ER: 0 SO: 16	H: 0 R: 0 ER: 0 SO: 13	H: 0 R: 0 ER: 0 SO: 10	H: 0 R: 0 ER: 0 SO: 20	H: 0 R: 0 ER: 0 SO: 11	H: 0 R: 0 ER: 0 SO: 12	H: 1 R: 0 ER: 0 SO: 15	H: 0 R: 0 ER: 0 SO: 15	H: 0 R: 0 ER: 0 SO: 10	H: 0 R: 0 ER: 0 SO: 15	H: 0 R: 0 ER: 0 SO: 11	H: 0 R: 0 ER: 0 SO: 19	H: 1 R: 0 ER: 0 SO: 6	H: 0 R: 0 ER: 0 SO: 10	ERA: 0.00 WHIP: 1.000	ERA: 2.00 WHIP: 1.000				

Los Angeles Angels @ Cleveland Indians  
Progressive Field, Cleveland, OH  
Thu Sep 16 2010, 7:17 PM - 10:29 PM EDT  
Att: 14,000 - Overcast - 65 F

livebaseballscorecards.com

AB 35  
R 3  
H 6  
RBI 2  
BB 6  
SO 7  
LOB 18

Batter	1	2	3	4	5	6	7	8	9	AB R H RBI BB SO LOB	TOP														
23 Michael Brantley, L OBP: 0.290, SLG: 0.311										6 0 1 0 0 2 5	<b>Cleveland Indians @ Kansas City Royals</b> Kauffman Stadium, Kansas City, MO Fri Sep 17 2010, 7:12 PM - 10:11 PM CDT Att: 21,168 - Clear - 78 F														
13 Asdrúbal Cabrera, S OBP: 0.316, SLG: 0.337										5 2 2 0 0 0 2															
17 Shin-Soo Choo, L OBP: 0.391, SLG: 0.471										5 3 4 7 0 0 2															
48 Travis Hafner, L OBP: 0.367, SLG: 0.441										5 0 3 0 0 1 1															
12 Jayson Nix, R OBP: 0.291, SLG: 0.401										4 1 0 0 1 2 4															
35 Jordan Brown, L OBP: 0.261, SLG: 0.277										3 2 0 0 2 0 3															
4 Trevor Crowe, S OBP: 0.306, SLG: 0.335										5 1 2 0 0 2 2															
1 Luis Valbuena, L OBP: 0.268, SLG: 0.239										4 1 1 0 1 1 2															
6 Lou Marson, R OBP: 0.279, SLG: 0.298										5 1 2 3 0 1 2															
<b>Inning Stats</b>	R: 0 H: 2 E: 0 K: 0 S: 9	H: 2 LOB: 1 BB: 0 P: 15	R: 0 H: 0 E: 0 K: 2 S: 8	H: 0 LOB: 0 BB: 0 P: 11	R: 0 H: 0 E: 0 K: 0 S: 11	H: 0 LOB: 0 BB: 0 P: 16	R: 4 H: 3 E: 0 K: 2 S: 15	H: 3 LOB: 2 BB: 3 P: 34	R: 0 H: 2 E: 0 K: 0 S: 7	H: 2 LOB: 2 BB: 0 P: 13		R: 5 H: 5 E: 0 K: 0 S: 18	H: 5 LOB: 1 BB: 0 P: 27	R: 0 H: 0 E: 0 K: 1 S: 6	H: 0 LOB: 0 BB: 0 P: 7	R: 1 H: 2 E: 0 K: 2 S: 17	H: 2 LOB: 1 BB: 0 P: 20	R: 1 H: 1 E: 0 K: 2 S: 14	H: 1 LOB: 2 BB: 1 P: 26	1B: 9 2B: 3 3B: 0 HR: 3	SF: 0 SAC: 0 DP: 1 HBP: 1	WP: 1 PB: 0 SB: 0 CS: 0	PA: 47		
<b>PITCHER</b>	IP WLS BF H R ER SO BB IBB HBP BLK WP HR S P ERA WHIP	IP WLS BF H R ER SO BB IBB HBP BLK WP HR S P ERA WHIP	IP WLS BF H R ER SO BB IBB HBP BLK WP HR S P ERA WHIP	IP WLS BF H R ER SO BB IBB HBP BLK WP HR S P ERA WHIP	IP WLS BF H R ER SO BB IBB HBP BLK WP HR S P ERA WHIP	IP WLS BF H R ER SO BB IBB HBP BLK WP HR S P ERA WHIP	IP WLS BF H R ER SO BB IBB HBP BLK WP HR S P ERA WHIP	IP WLS BF H R ER SO BB IBB HBP BLK WP HR S P ERA WHIP	IP WLS BF H R ER SO BB IBB HBP BLK WP HR S P ERA WHIP	IP WLS BF H R ER SO BB IBB HBP BLK WP HR S P ERA WHIP	IP WLS BF H R ER SO BB IBB HBP BLK WP HR S P ERA WHIP	IP WLS BF H R ER SO BB IBB HBP BLK WP HR S P ERA WHIP	IP WLS BF H R ER SO BB IBB HBP BLK WP HR S P ERA WHIP	IP WLS BF H R ER SO BB IBB HBP BLK WP HR S P ERA WHIP	IP WLS BF H R ER SO BB IBB HBP BLK WP HR S P ERA WHIP	IP WLS BF H R ER SO BB IBB HBP BLK WP HR S P ERA WHIP	IP WLS BF H R ER SO BB IBB HBP BLK WP HR S P ERA WHIP	IP WLS BF H R ER SO BB IBB HBP BLK WP HR S P ERA WHIP	IP WLS BF H R ER SO BB IBB HBP BLK WP HR S P ERA WHIP	IP WLS BF H R ER SO BB IBB HBP BLK WP HR S P ERA WHIP	IP WLS BF H R ER SO BB IBB HBP BLK WP HR S P ERA WHIP	IP WLS BF H R ER SO BB IBB HBP BLK WP HR S P ERA WHIP	IP WLS BF H R ER SO BB IBB HBP BLK WP HR S P ERA WHIP	IP WLS BF H R ER SO BB IBB HBP BLK WP HR S P ERA WHIP	
34 Kyle Davies, R ERA: 5.08	5.0 L 25 8 4 5 4 3 0 0 0 0 1 52 92 9.00 2.200		41 Bryan Bullington, R ERA: 6.47	1.0 8 4 4 4 0 0 0 0 1 0 16 24 4.00 4.000		56 Greg Holland, R ERA: 6.61	2.0 8 2 1 1 3 0 0 0 0 1 23 29 4.50 1.000		19 Brian Bannister, R ERA: 6.34	1.0 6 1 1 1 2 1 0 0 0 1 0 14 26 9.00 2.000															

**Cleveland Indians @ Kansas City Royals**  
 Kauffman Stadium, Kansas City, MO  
 Fri Sep 17 2010, 7:12 PM - 10:11 PM CDT  
 Att: 21,168 - Clear - 78 F

AB 42  
 R 11  
 H 15  
 RBI 10  
 BB 4  
 SO 9  
 LOB 23





Batter	1	2	3	4	5	6	7	8	9	AB R H RBI BB SO LOB	BOTTOM													
7 Grégor Blanco, L OBP: 0.354, SLG: 0.345										3 1 0 0 2 1 0	<b>Cleveland Indians @ Kansas City Royals</b> Kauffman Stadium, Kansas City, MO Fri Sep 17 2010, 7:12 PM - 10:11 PM CDT Att: 21,168 - Clear - 78 F													
13 Mike Aviles, R OBP: 0.335, SLG: 0.392										5 1 3 1 0 0 0														
16 Billy Butler, R OBP: 0.386, SLG: 0.471										4 1 4 2 0 0 0														
24 Wilson Betemit, S OBP: 0.401, SLG: 0.556										4 1 2 0 0 1 3														
30 Kila Ka'aihue, L OBP: 0.273, SLG: 0.310										4 0 0 0 0 1 3														
3 Brayan Peña, S OBP: 0.328, SLG: 0.366										4 0 1 1 0 2 2														
4 Alex Gordon, L OBP: 0.332, SLG: 0.383										3 0 0 0 1 2 1														
3 Yuniesky Betancourt, R OBP: 0.280, SLG: 0.404										4 0 0 0 0 2 1														
12 Mitch Maier, L OBP: 0.328, SLG: 0.376										4 0 0 0 0 2 0														
<b>Inning Stats</b>	R: 0 H: 1 E: 0 K: 0 S: 11	H: 0 LOB: 0 BB: 0 P: 14	R: 0 H: 0 E: 0 K: 1 S: 7	H: 0 LOB: 1 BB: 1 P: 13	R: 0 H: 3 E: 0 K: 0 S: 8	H: 3 LOB: 0 BB: 0 P: 16	R: 0 H: 0 E: 0 K: 1 S: 6	H: 0 LOB: 0 BB: 0 P: 9	R: 3 H: 4 E: 0 K: 2 S: 21	H: 4 LOB: 1 BB: 0 P: 27		R: 1 H: 2 E: 0 K: 1 S: 9	H: 2 LOB: 1 BB: 1 P: 20	R: 0 H: 0 E: 0 K: 2 S: 11	H: 0 LOB: 1 BB: 1 P: 18	R: 0 H: 0 E: 0 K: 2 S: 8	H: 0 LOB: 0 BB: 0 P: 12	1B: 4 2B: 4 3B: 0 HR: 2	SF: 0 SAC: 0 DP: 0 HBP: 0	WP: 0 PB: 0 SB: 0 CS: 1	PA: 39			
<b>PITCHER</b>	IP WLS BF H R ER SO BB IBB HBP BLK WP HR S P ERA WHIP	IP WLS BF H R ER SO BB IBB HBP BLK WP HR S P ERA WHIP	IP WLS BF H R ER SO BB IBB HBP BLK WP HR S P ERA WHIP	IP WLS BF H R ER SO BB IBB HBP BLK WP HR S P ERA WHIP	IP WLS BF H R ER SO BB IBB HBP BLK WP HR S P ERA WHIP	IP WLS BF H R ER SO BB IBB HBP BLK WP HR S P ERA WHIP	IP WLS BF H R ER SO BB IBB HBP BLK WP HR S P ERA WHIP	IP WLS BF H R ER SO BB IBB HBP BLK WP HR S P ERA WHIP	IP WLS BF H R ER SO BB IBB HBP BLK WP HR S P ERA WHIP	IP WLS BF H R ER SO BB IBB HBP BLK WP HR S P ERA WHIP	IP WLS BF H R ER SO BB IBB HBP BLK WP HR S P ERA WHIP	IP WLS BF H R ER SO BB IBB HBP BLK WP HR S P ERA WHIP	IP WLS BF H R ER SO BB IBB HBP BLK WP HR S P ERA WHIP	IP WLS BF H R ER SO BB IBB HBP BLK WP HR S P ERA WHIP	IP WLS BF H R ER SO BB IBB HBP BLK WP HR S P ERA WHIP	IP WLS BF H R ER SO BB IBB HBP BLK WP HR S P ERA WHIP	IP WLS BF H R ER SO BB IBB HBP BLK WP HR S P ERA WHIP	IP WLS BF H R ER SO BB IBB HBP BLK WP HR S P ERA WHIP	IP WLS BF H R ER SO BB IBB HBP BLK WP HR S P ERA WHIP	IP WLS BF H R ER SO BB IBB HBP BLK WP HR S P ERA WHIP	IP WLS BF H R ER SO BB IBB HBP BLK WP HR S P ERA WHIP	IP WLS BF H R ER SO BB IBB HBP BLK WP HR S P ERA WHIP	IP WLS BF H R ER SO BB IBB HBP BLK WP HR S P ERA WHIP	
59 Carlos Carrasco, R ERA: 2.7	6.0 W 25 8 4 3 3 1 0 0 0 0 0 9 20 9.00 3.000		56 Frank Herrmann, R ERA: 3.89	1.0 6 2 1 1 1 1 0 0 0 0 0 9 20 9.00 3.000		49 Tony Sipp, L ERA: 4.12	1.0 4 0 0 0 2 1 0 0 0 0 0 11 18 0.00 1.000		50 Jensen Lewis, R ERA: 3.45	1.0 3 0 0 0 2 0 0 0 0 0 0 8 12 0.00 0.000														

**Cleveland Indians @ Kansas City Royals**  
 Kauffman Stadium, Kansas City, MO  
 Fri Sep 17 2010, 7:12 PM - 10:11 PM CDT  
 Att: 21,168 - Clear - 78 F

AB 35  
 R 4  
 H 10  
 RBI 4  
 BB 3  
 SO 11  
 LOB 10



Batter	1	2	3	4	5	6	7	8	9	AB	R	H	RBI	BB	SO	LOB	TOP			
23 Michael Brantley, L (1, 8) OBP: 0.292, SLG: 0.513	F7			13 1B 17 1B 1B	13 FC5-4 1B		L7		G4-3	5	1	2	0	0	0	1	<p>Cleveland Indians @ Kansas City Royals Kauffman Stadium, Kansas City, MO</p> <p>Sat Sep 18 2010, 6:48 PM - 12:48 AM CDT Att: 18,112 - Overcast - 73 F</p> <p>livebaseballscorecards.com</p> <p>AB 37 R 6 H 10 RBI 6 BB 1 SO 7 LOB 19</p> 			
13 Asdrúbal Cabrera, S (1, 6) OBP: 0.314, SLG: 0.335	K			1 SAFE D CU 77 B SL 80 X SL 86	47 1B 7 1B 1B		G4-3		G3	5	1	1	0	0	1	2				
17 Shin-Soo Choo, L (1, 9) OBP: 0.394, SLG: 0.472	K			B CU 76 B SL 81 X FF 92	47 1B 7 HR 1B				SH1-4 12 1B 4 1B 1B	3	2	2	1	1	1	0				
48 Travis Hafner, L (1, 10) OBP: 0.365, SLG: 0.437				B CH 79 B SL 80 X SL 82	L7				G3	3	0	0	0	0	1	4				
35 Jordan Brown, L (8, PH) OBP: 0.298, SLG: 0.294				B SL 80 B CH 81 X SL 81					G3	2	0	1	0	0	0	2				
47 Shelley Duncan, R (1, 7) OBP: 0.314, SLG: 0.427	K			B FF 92 B SL 81 X SL 82					SH1-4 12 1B 4 SH1-4 1B	3	1	1	0	0	1	2				
4 Trevor Crowe, S (7, 7) OBP: 0.306, SLG: 0.335				B SL 84 B SL 84 X SL 84						0	0	0	0	0	0	0				
12 Jayson Nix, R (1, 5) OBP: 0.290, SLG: 0.399	G6-3			C SL 82 B SL 82 X SL 82						4	0	1	1	0	1	3				
25 Andy Marte, R (9, 5) OBP: 0.288, SLG: 0.363				C SL 82 B SL 82 X SL 82						0	0	0	0	0	0	0				
7 Matt LaPorta, R (1, 3) OBP: 0.304, SLG: 0.361	G6-3			C SL 80 B SL 80 X SL 80						4	1	1	4	0	1	2				
1 Luis Valbuena, L (1, 4) OBP: 0.268, SLG: 0.243	L6			F FF 93 B SL 80 X SL 80						4	0	1	0	0	0	2				
6 Lou Marson, R (1, 2) OBP: 0.275, SLG: 0.293	L6			C FF 96 B SL 80 X SL 80						4	0	0	0	0	1	1				
<b>Inning Stats</b>	R: 0 H: 0 K: 2 S: 9	H: 0 LOB: 0 BB: 0 P: 17	R: 0 H: 0 K: 1 S: 8	H: 0 LOB: 0 BB: 0 P: 11	R: 0 H: 0 K: 0 S: 8	H: 0 LOB: 0 BB: 0 P: 12	R: 5 H: 6 K: 1 S: 18	H: 1 LOB: 2 BB: 0 P: 28	R: 0 H: 0 K: 0 S: 14	H: 0 LOB: 0 BB: 0 P: 11	R: 0 H: 0 K: 1 S: 7	H: 0 LOB: 0 BB: 0 P: 12	R: 1 H: 3 K: 1 S: 19	H: 3 LOB: 2 BB: 0 P: 25	R: 0 H: 0 K: 0 S: 12	H: 0 LOB: 2 BB: 1 P: 24	1B: 8 2B: 1 3B: 0 HR: 1	SF: 0 SAC: 1 DP: 0 HBP: 1	WP: 1 PB: 1 CS: 0	PA: 40
<b>PITCHER</b>	IP WLS BF H R ER SO BB IBB HBP BLK WP HR S P ERA WHIP																			
37 Sean O'Sullivan, R (1, 1) ERA: 6.58	4.0 L 18 6 5 5 4 0 0 0 0 0 1 0 14 26 11.25 1.500																			
31 Dusty Hughes, L (5, 1) ERA: 4.24	1.0 5 1 0 0 1 0 0 0 0 0 0 0 8 11 0.00 0.000																			
57 Jesse Chavez, R (6, 1) ERA: 6.12	1.0 3 0 0 0 0 0 0 0 0 0 0 0 12 24 4.50 1.500																			
51 Robinson Tejeda, R (7, 1) ERA: 3.11	2.0 9 3 1 1 2 0 0 0 0 0 0 0 26 37 0.00 0.000																			
38 Blake Wood, R (9, 1) ERA: 5.04	1.0 5 0 0 0 0 0 0 1 0 0 0 0 12 24 0.00 0.000																			


Batter	1	2	3	4	5	6	7	8	9	AB	R	H	RBI	BB	SO	LOB	BOTTOM			
1 Jarrod Dyson, L (1, 8) OBP: 0.400, SLG: 0.500	G3				13 HR 2B				G4-6-3	5	1	3	0	0	0	1	<p>Cleveland Indians @ Kansas City Royals Kauffman Stadium, Kansas City, MO</p> <p>Sat Sep 18 2010, 6:48 PM - 12:48 AM CDT Att: 18,112 - Overcast - 73 F</p> <p>livebaseballscorecards.com</p> <p>AB 36 R 4 H 10 RBI 4 BB 1 SO 9 LOB 17</p> 			
13 Mike Aviles, R (1, 4) OBP: 0.339, SLG: 0.403	K			24 FC5 16 1B 1B	24 HR 2H				G5-3	5	1	3	2	0	1	1				
16 Billy Butler, R (1, 3) OBP: 0.385, SLG: 0.469	G3			B SL 89 B SL 88 X SL 88	11 FC6-4 24 FC5 1B					4	0	1	0	0	1	3				
24 Wilson Betemit, S (1, 10) OBP: 0.395, SLG: 0.546	K			B SL 76 B SL 88 X SL 86	FC5 11 FC6-4 1B					4	0	0	0	0	1	3				
11 Josh Fields, R (1, 5) OBP: 0.310, SLG: 0.393	G5-3			C SL 90 B SL 91 X SL 89	FC6-4					4	0	1	0	0	0	2				
4 Alex Gordon, L (1, 7) OBP: 0.330, SLG: 0.378	F7			C CU 69 B SL 89 X SL 89						3	0	0	0	1	1	2				
22 Lucas May, R (1, 2) ERA: 4.33				C CU 69 B SL 89 X SL 89						2	1	0	0	0	1	0				
3 Brayan Peña, S (8, PH) OBP: 0.326, SLG: 0.363	K			F SI 93 B SL 84 X SL 83						1	0	0	0	0	1	2				
3 Yuniesky Betancourt, R (1, 6) OBP: 0.278, SLG: 0.401	G5-3			B SL 92 B SL 83 X SL 83						4	0	0	0	0	1	3				
26 Jai Miller, R (1, 9) OBP: 0.325, SLG: 0.405				C SL 91 B SL 91 X SL 91						3	1	1	2	0	2	0				
7 Gregor Blanco, L (8, PH) OBP: 0.357, SLG: 0.348	K			C SL 91 B SL 92 X SL 92						1	0	1	0	0	0	0				
<b>Inning Stats</b>	R: 0 H: 1 K: 2 S: 12	H: 0 LOB: 1 BB: 0 P: 17	R: 0 H: 0 K: 1 S: 9	H: 0 LOB: 0 BB: 0 P: 14	R: 0 H: 0 K: 1 S: 7	H: 0 LOB: 0 BB: 0 P: 12	R: 4 H: 3 K: 1 S: 17	H: 3 LOB: 0 BB: 0 P: 27	R: 0 H: 0 K: 0 S: 9	H: 0 LOB: 0 BB: 0 P: 13	R: 0 H: 2 K: 2 S: 12	H: 2 LOB: 2 BB: 0 P: 16	R: 0 H: 1 K: 1 S: 9	H: 1 LOB: 2 BB: 1 P: 18	R: 0 H: 1 K: 0 S: 13	H: 1 LOB: 0 BB: 0 P: 17		1B: 7 2B: 1 3B: 0 HR: 2	SF: 0 SAC: 0 DP: 1 HBP: 1	WP: 0 PB: 0 CS: 0
<b>PITCHER</b>	IP WLS BF H R ER SO BB IBB HBP BLK WP HR S P ERA WHIP																			
63 Justin Masterson, R (1, 1) ERA: 2.45	3.1 13 3 0 0 4 0 0 0 0 0 0 2 32 49 0.00 0.900																			
39 Justin Germano, R (4, 1) ERA: 2.45	2.2 12 3 4 4 2 0 0 1 0 0 0 2 32 49 13.50 1.125																			
38 Joe Smith, R (7, 1) ERA: 4.33	1.0 W 5 2 0 0 2 0 0 0 0 0 0 12 16 0.00 2.000																			
53 Rafael Perez, L (8, 1) ERA: 3.43	0.2 H 4 1 0 0 1 1 0 0 0 0 0 7 16 0.00 3.000																			
56 Frank Herrmann, R (8, 1) ERA: 3.86	0.1 H 1 0 0 0 0 0 0 0 0 0 0 2 2 0.00 0.000																			
<b>PITCHER</b>	IP WLS BF H R ER SO BB IBB HBP BLK WP HR S P ERA WHIP																			
54 Chris Perez, R (9, 1) ERA: 1.78	1.0 S 3 1 0 0 0 0 0 0 0 0 0 12 16 0.00 0.000																			



Batter	1	2	3	4	5	6	7	8	9	AB	R	H	RBI	BB	SO	LOB	TOP										
23 Michael Brantley, L OBP: 0.286, SLG: 0.305	G4-3		FC4-6 13 1B			K			G4-6-3	5	0	0	0	0	1	5	Cleveland Indians @ Minnesota Twins Target Field, Minneapolis, MN Mon Sep 20 2010, 7:11 PM - 9:53 PM CDT Att: 39,228 - Clear - 73 F										
13 Asdrúbal Cabrera, S OBP: 0.313, SLG: 0.334 1 Luis Valbuena, L OBP: 0.270, SLG: 0.246	G1-3		1B			G6-3			F9	3	0	1	0	0	0	0											
17 Shin-Soo Choo, L OBP: 0.395, SLG: 0.477	K		F8						FC6-4	4	1	1	0	1	1	3											
47 Shelley Duncan, R OBP: 0.312, SLG: 0.422			F8						BB	3	2	1	0	1	0	3											
12 Jayson Nix, R OBP: 0.287, SLG: 0.393	K					P3			K	4	0	0	0	0	3	4											
7 Matt LaPorta, R OBP: 0.305, SLG: 0.359	F9					F9			BB	3	0	0	0	1	0	1											
25 Andy Marte, R OBP: 0.304, SLG: 0.392									G5-3	3	0	2	2	1	0	0											
33 Drew Sutton, S OBP: 0.400, SLG: 0.579	G5-3					G1-3			K	4	0	1	1	0	1	2											
6 Lou Marson, R OBP: 0.278, SLG: 0.294						K			K	3	0	1	0	1	2	3											
<b>Inning Stats</b>	R: 0 E: 0 K: 1 S: 7	H: 0 LOB: 0 BB: 0 P: 8	R: 1 E: 0 K: 1 S: 9	H: 1 LOB: 1 BB: 1 P: 19	R: 0 E: 0 K: 0 S: 8	H: 1 LOB: 2 BB: 1 P: 15	R: 0 E: 0 K: 0 S: 5	H: 0 LOB: 1 BB: 1 P: 10	R: 0 E: 0 K: 2 S: 8	H: 0 LOB: 0 BB: 0 P: 10	R: 2 E: 0 K: 2 S: 19	H: 4 LOB: 3 BB: 1 P: 30	R: 0 E: 0 K: 1 S: 11	H: 0 LOB: 1 BB: 1 P: 19	R: 0 E: 0 K: 1 S: 8	H: 0 LOB: 0 BB: 0 P: 8	R: 0 E: 0 K: 0 S: 8	H: 2 LOB: 1 BB: 0 P: 16	1B: 6 2B: 1 3B: 1 HR: 0	SF: 0 SAC: 0 DP: 1 HBP: 0	WP: 0 PB: 0 SB: 0 CS: 0	PA: 39					
<b>PITCHER</b>	IP	WLS	BF	H	R	ER	SO	BB	IBB	HBP	BLK	WP	HR	S	P	ERA	WHIP										
52 Brian Duensing, L ERA: 2.19	6.0	W	28	6	3	3	6	4	0	0	0	0	0	56	92	4.50	1.667										
26 Jesse Crain, R ERA: 2.49	1.0		4	0	0	0	1	1	0	0	0	0	0	11	19	0.00	1.000										
54 Matt Guerrier, R ERA: 3.46	1.0		3	0	0	1	0	0	0	0	0	0	0	8	8	0.00	0.000										
15 Glen Perkins, L ERA: 5.87	1.0		4	2	0	0	0	0	0	0	0	0	0	8	16	0.00	2.000										

Batter	1	2	3	4	5	6	7	8	9	AB	R	H	RBI	BB	SO	LOB	BOTTOM										
2 Denard Span, L OBP: 0.334, SLG: 0.353	G4-3		K			F8				5	1	2	2	0	1	2	Cleveland Indians @ Minnesota Twins Target Field, Minneapolis, MN Mon Sep 20 2010, 7:11 PM - 9:53 PM CDT Att: 39,228 - Clear - 73 F										
1 Orlando Hudson, S OBP: 0.340, SLG: 0.377 12 Alexi Casilla, S OBP: 0.322, SLG: 0.382	G1-3		F7			K			F7	4	1	1	1	0	1	0											
5 Michael Cuddyer, R OBP: 0.339, SLG: 0.423			K							4	3	2	2	1	1	0											
25 Jim Thome, L OBP: 0.408, SLG: 0.619 24 Trevor Plouffe, R OBP: 0.116, SLG: 0.242			BB			G6-3			G3-1	2	0	0	0	2	0	1											
21 Delmon Young, R OBP: 0.332, SLG: 0.482						G3-1				4	0	2	2	1	1	0											
22 Danny Valencia, R OBP: 0.377, SLG: 0.470	G6-3								F7	4	1	1	1	0	0	5											
27 J.J. Hardy, R OBP: 0.324, SLG: 0.490 20 Matt Tolbert, S OBP: 0.313, SLG: 0.412			P4							4	3	3	0	0	0	0											
26 Jose Morales, S OBP: 0.304, SLG: 0.211										0	0	0	0	0	0	0											
18 Jason Repko, R OBP: 0.298, SLG: 0.342										3	0	1	0	1	2	1											
<b>Inning Stats</b>	R: 1 E: 0 K: 0 S: 11	H: 1 LOB: 2 BB: 2 P: 22	R: 0 E: 0 K: 1 S: 5	H: 0 LOB: 0 BB: 0 P: 8	R: 0 E: 0 K: 2 S: 10	H: 0 LOB: 0 BB: 0 P: 12	R: 2 E: 0 K: 0 S: 11	H: 3 LOB: 2 BB: 1 P: 22	R: 1 E: 0 K: 1 S: 11	H: 2 LOB: 1 BB: 0 P: 18	R: 4 E: 0 K: 1 S: 21	H: 4 LOB: 2 BB: 2 P: 34	R: 1 E: 0 K: 0 S: 10	H: 3 LOB: 1 BB: 0 P: 15	R: 0 E: 0 K: 1 S: 9	H: 0 LOB: 0 BB: 0 P: 9	1B: 9 2B: 1 3B: 1 HR: 2	SF: 0 SAC: 0 DP: 1 HBP: 0	WP: 0 PB: 0 SB: 2 CS: 0	PA: 41							
<b>PITCHER</b>	IP	WLS	BF	H	R	ER	SO	BB	IBB	HBP	BLK	WP	HR	S	P	ERA	WHIP										
58 Jeanmar Gómez, R ERA: 4.96	5.2	L	30	10	8	8	5	3	0	0	0	0	0	63	102	12.71	2.294										
49 Tony Sipp, L ERA: 4.1	0.1		3	0	0	0	0	2	0	0	0	0	0	6	14	0.00	6.000										
56 Frank Herrmann, R ERA: 3.98	1.0		5	3	1	1	0	0	0	0	0	0	0	10	15	9.00	3.000										
38 Joe Smith, R ERA: 4.21	1.0		3	0	0	0	1	0	0	0	0	0	0	9	9	0.00	0.000										

AB 34  
 R 3  
 H 8  
 RBI 3  
 BB 5  
 SO 8  
 LOB 21



AB 36  
 R 9  
 H 13  
 RBI 9  
 BB 5  
 SO 6  
 LOB 13



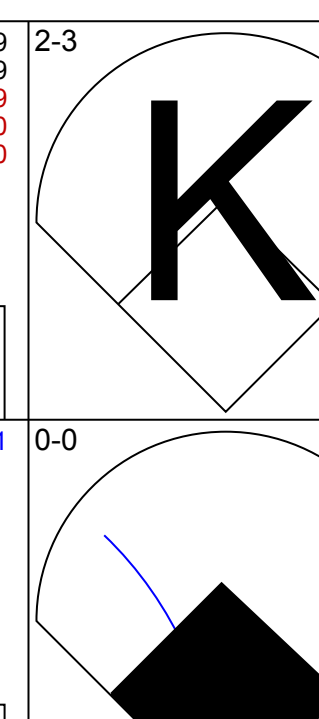
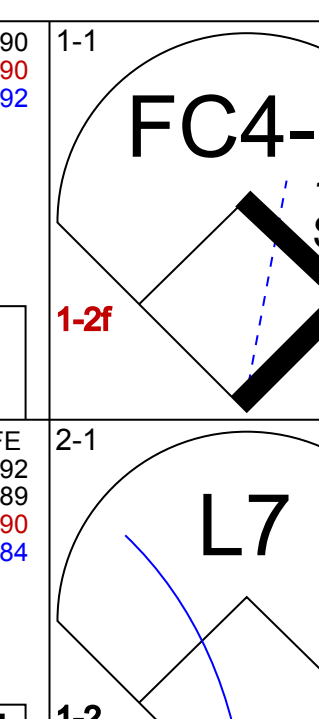
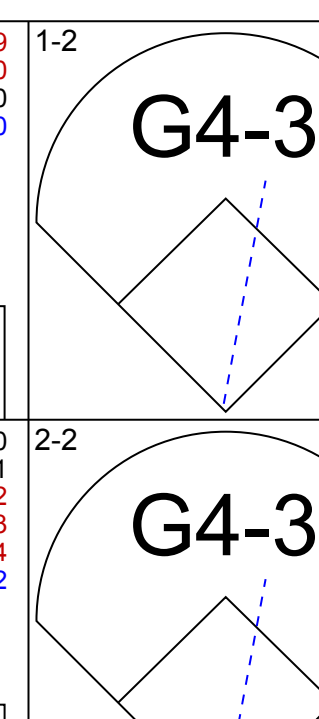
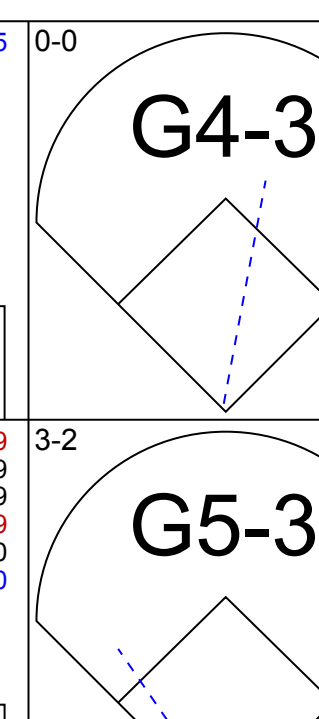
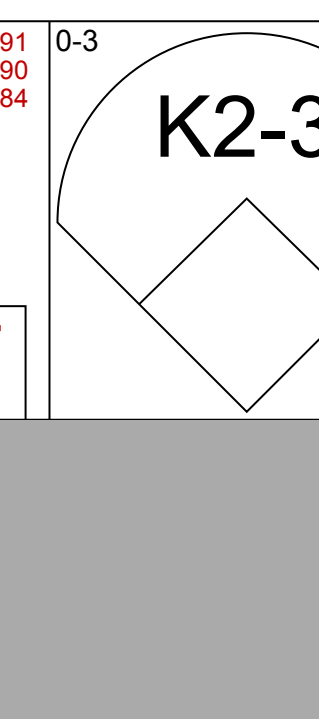
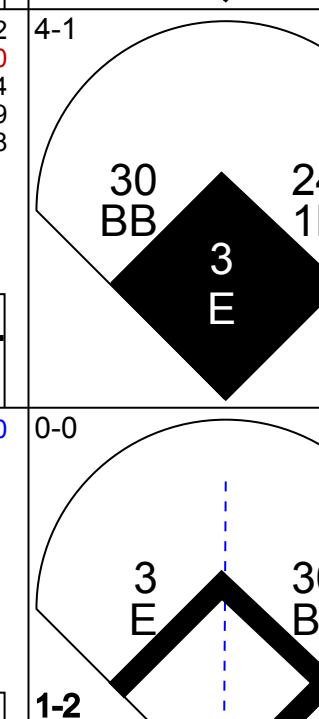
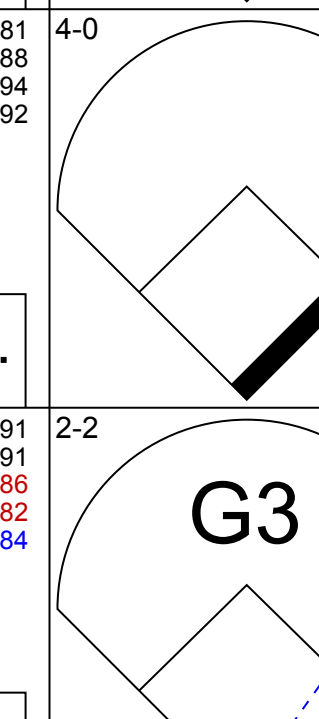
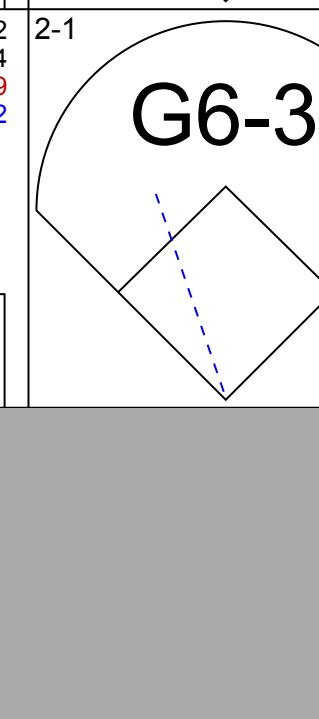
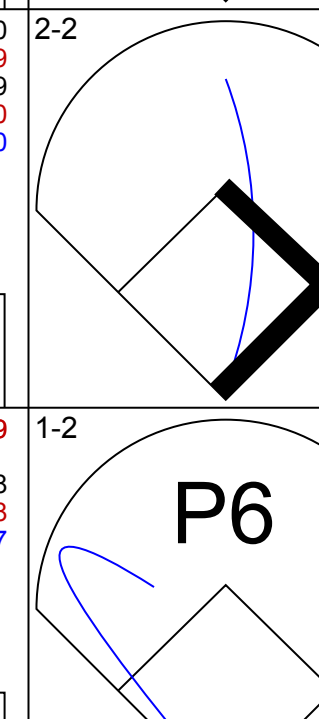
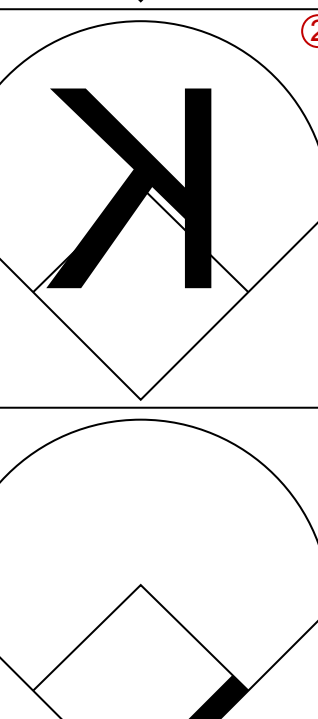
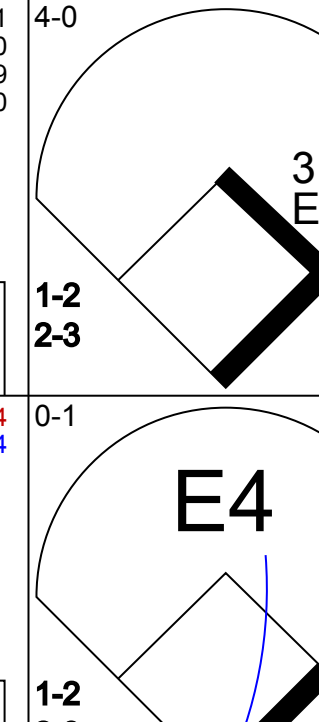


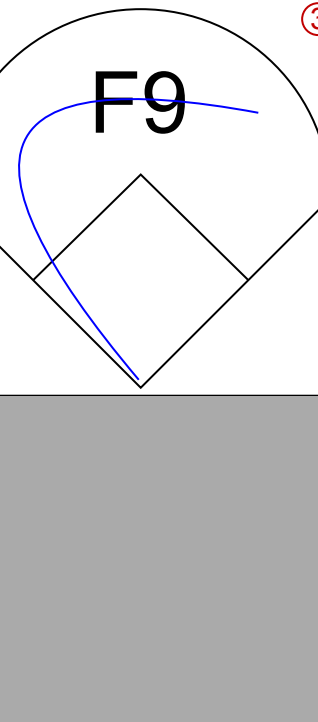
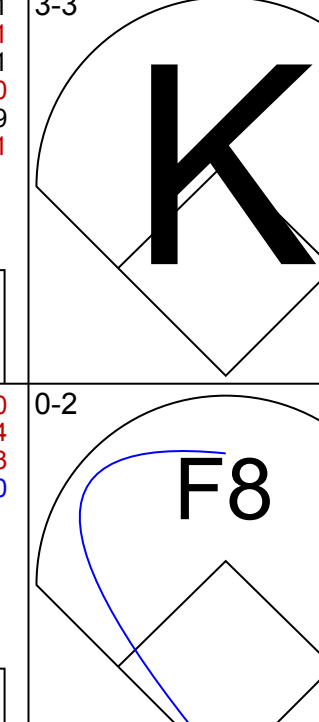




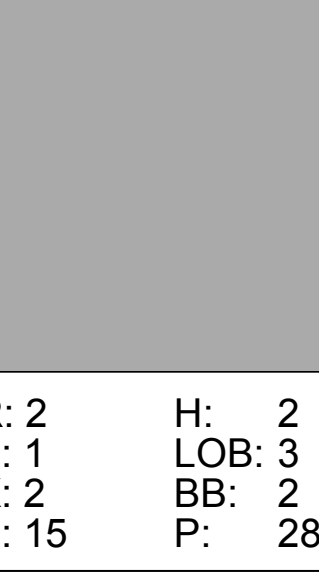
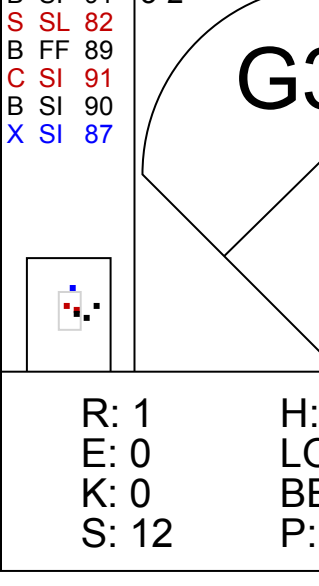
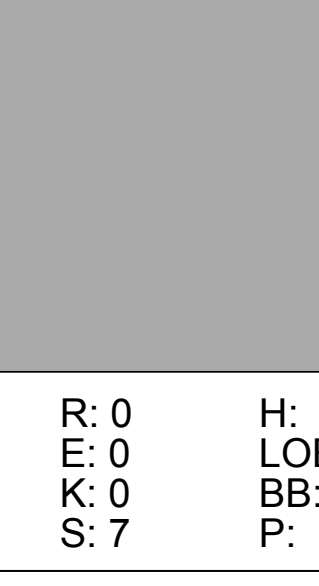
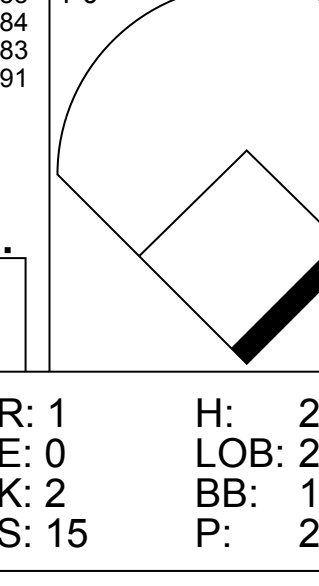
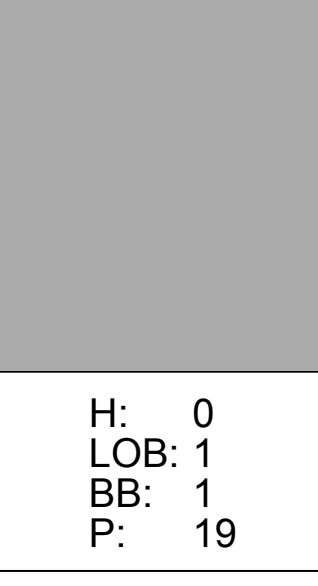
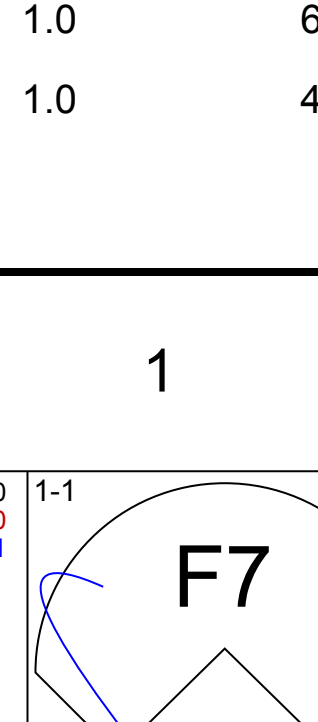
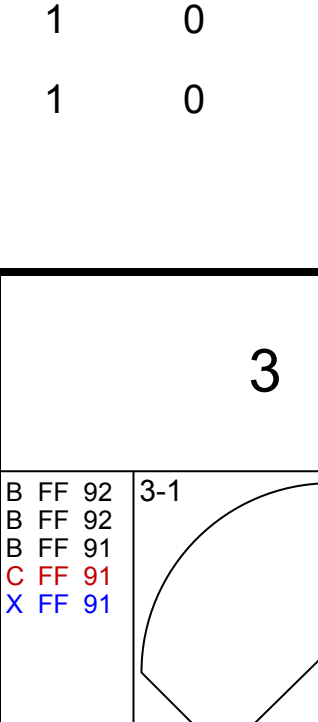
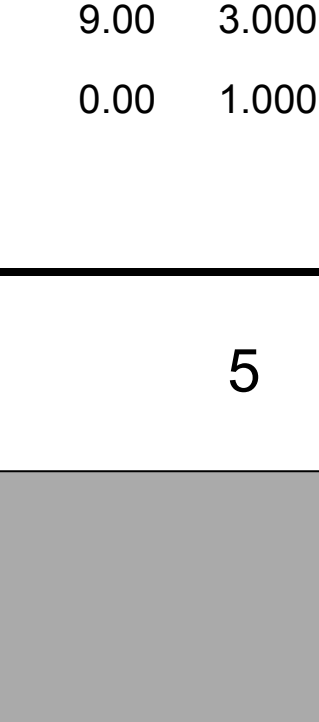
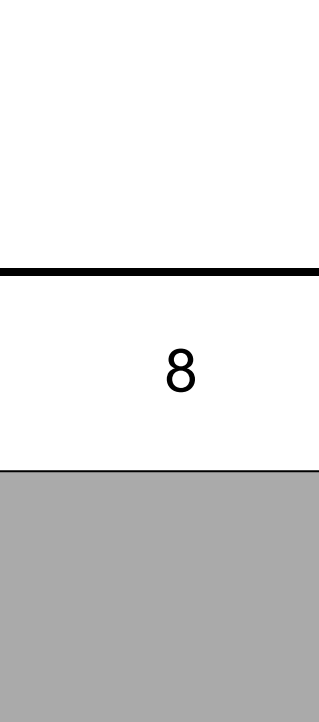
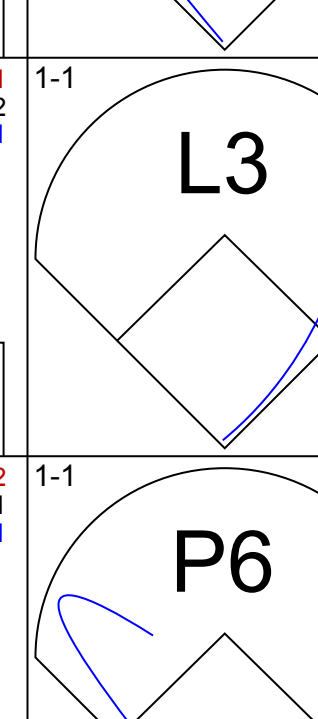
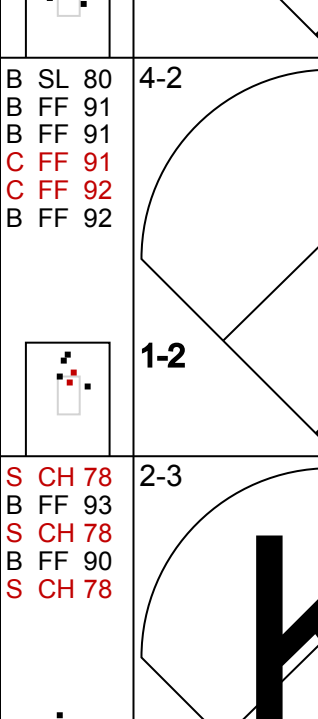
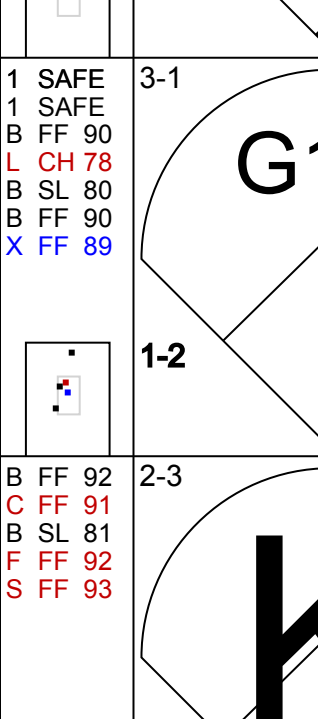
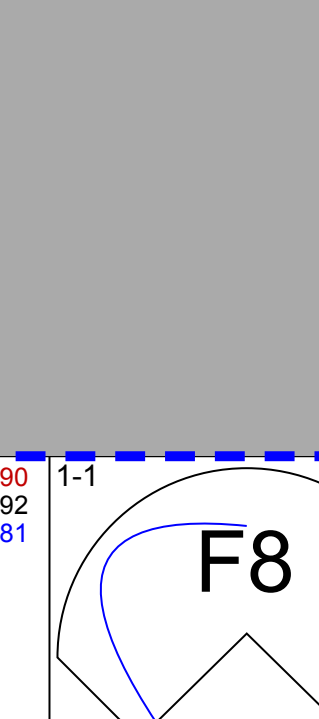


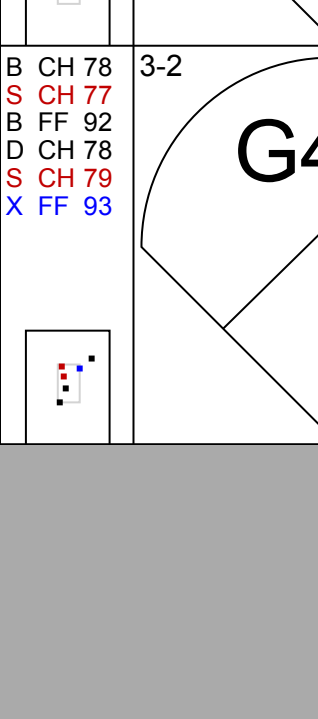
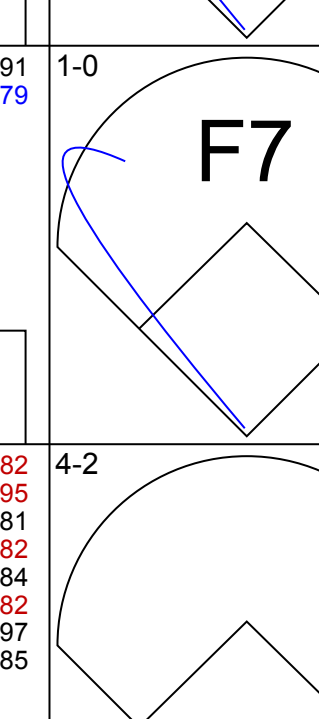
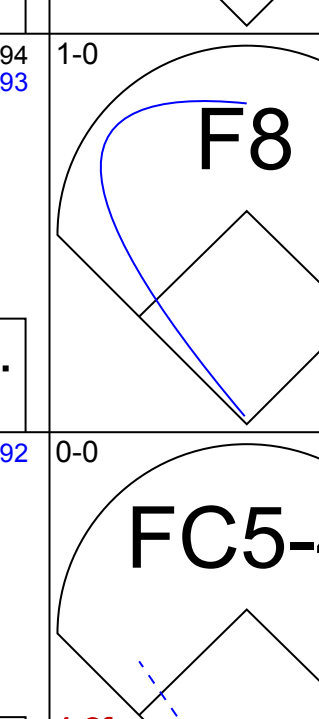


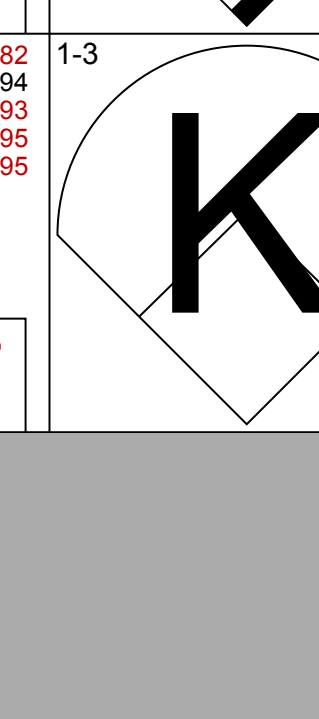
Batter	1	2	3	4	5	6	7	8	9	AB	R	H	RBI	BB	SO	LOB	TOP						
23 Michael Brantley, L (1, 8) OBP: 0.284, SLG: 0.503										5	1	1	0	0	1	0	<b>Cleveland Indians @ Minnesota Twins</b> Target Field, Minneapolis, MN Tue Sep 21 2010, 7:11 PM - 10:18 PM CDT Att: 39,580 - Partly Cloudy - 66 F						
33 Drew Sutton, S (1, 6) OBP: 0.417, SLG: 0.565										4	0	2	1	0	2	0							
17 Shin-Soo Choo, L (1, 9) OBP: 0.396, SLG: 0.475										2	1	0	0	1	2	2							
48 Travis Hafner, L (1, 10) OBP: 0.366, SLG: 0.441										4	1	2	1	0	0	2							
35 Jordan Brown, L (1, 3) OBP: 0.280, SLG: 0.296										4	1	2	0	0	0	1							
25 Andy Marte, R (1, 5) OBP: 0.303, SLG: 0.389										4	0	1	0	0	0	2							
4 Trevor Crowe, S (1, 7) OBP: 0.305, SLG: 0.336										4	0	1	0	0	1	4							
1 Luis Valbuena, L (1, 4) OBP: 0.269, SLG: 0.250										4	0	1	1	0	1	0							
6 Lou Marson, R (1, 2) OBP: 0.275, SLG: 0.290										3	0	0	0	0	2	1							
47 Shelley Duncan, R (9, PH) OBP: 0.310, SLG: 0.420										1	0	0	0	0	0	0							
<b>Inning Stats</b>	R: 1 H: 1 E: 1 K: 1 S: 12	H: 1 LOB: 1 BB: 1 P: 22	R: 0 H: 0 E: 0 K: 2 S: 9	H: 0 LOB: 0 BB: 0 P: 13	R: 0 H: 0 E: 0 K: 2 S: 9	H: 0 LOB: 0 BB: 0 P: 15	R: 0 H: 1 E: 0 K: 0 S: 10	H: 2 LOB: 2 BB: 0 P: 18	R: 1 H: 2 E: 0 K: 2 S: 14	H: 2 LOB: 1 BB: 0 P: 23	R: 2 H: 4 E: 0 K: 0 S: 17	H: 4 LOB: 1 BB: 0 P: 27	R: 0 H: 1 E: 0 K: 1 S: 13	H: 1 LOB: 0 BB: 0 P: 21	R: 0 H: 1 E: 0 K: 0 S: 10	H: 1 LOB: 0 BB: 0 P: 13	R: 0 H: 0 E: 0 K: 1 S: 11	H: 0 LOB: 0 BB: 0 P: 13	1B: 8 2B: 2 3B: 0 HR: 0	SF: 0 SAC: 0 DP: 1 HBP: 1	WP: 2 PB: 0 SB: 0 CS: 1	PA: 38	
<b>PITCHER</b>	IP WLS BF H R ER SO BB IBB HBP BLK WP HR S P ERA WHIP	IP WLS BF H R ER SO BB IBB HBP BLK WP HR S P ERA WHIP	IP WLS BF H R ER SO BB IBB HBP BLK WP HR S P ERA WHIP	IP WLS BF H R ER SO BB IBB HBP BLK WP HR S P ERA WHIP	IP WLS BF H R ER SO BB IBB HBP BLK WP HR S P ERA WHIP	IP WLS BF H R ER SO BB IBB HBP BLK WP HR S P ERA WHIP	IP WLS BF H R ER SO BB IBB HBP BLK WP HR S P ERA WHIP	IP WLS BF H R ER SO BB IBB HBP BLK WP HR S P ERA WHIP	IP WLS BF H R ER SO BB IBB HBP BLK WP HR S P ERA WHIP	IP WLS BF H R ER SO BB IBB HBP BLK WP HR S P ERA WHIP	IP WLS BF H R ER SO BB IBB HBP BLK WP HR S P ERA WHIP	IP WLS BF H R ER SO BB IBB HBP BLK WP HR S P ERA WHIP	IP WLS BF H R ER SO BB IBB HBP BLK WP HR S P ERA WHIP	IP WLS BF H R ER SO BB IBB HBP BLK WP HR S P ERA WHIP	IP WLS BF H R ER SO BB IBB HBP BLK WP HR S P ERA WHIP	IP WLS BF H R ER SO BB IBB HBP BLK WP HR S P ERA WHIP	IP WLS BF H R ER SO BB IBB HBP BLK WP HR S P ERA WHIP	IP WLS BF H R ER SO BB IBB HBP BLK WP HR S P ERA WHIP	IP WLS BF H R ER SO BB IBB HBP BLK WP HR S P ERA WHIP	IP WLS BF H R ER SO BB IBB HBP BLK WP HR S P ERA WHIP	IP WLS BF H R ER SO BB IBB HBP BLK WP HR S P ERA WHIP	IP WLS BF H R ER SO BB IBB HBP BLK WP HR S P ERA WHIP	IP WLS BF H R ER SO BB IBB HBP BLK WP HR S P ERA WHIP
30 Scott Baker, R (1, 1) ERA: 4.52	5.0	21	4	2	1	7	1	0	1	0	2	0	54	91	1.80	1.000							
50 Jose Mijares, L (6, 1) ERA: 3.21	0.2	5	4	2	2	0	0	0	0	0	0	0	15	25	27.00	6.000							
60 Jon Rauch, R (6, 1) ERA: 3.2	1.1	5	1	0	0	1	0	0	0	0	0	0	15	23	0.00	0.750							
15 Glen Perkins, L (8, 1) ERA: 5.51	1.0	W	3	1	0	0	0	0	0	0	0	0	10	13	0.00	1.000							
55 Matt Capps, R (9, 1) ERA: 2.97	1.0	S	3	0	0	0	1	0	0	0	0	0	11	13	0.00	0.000							
<b>Batter</b>	<b>1</b>	<b>2</b>	<b>3</b>	<b>4</b>	<b>5</b>	<b>6</b>	<b>7</b>	<b>8</b>	<b>9</b>	<b>AB</b>	<b>R</b>	<b>H</b>	<b>RBI</b>	<b>BB</b>	<b>SO</b>	<b>LOB</b>	<b>BOTTOM</b>						
2 Denard Span, L (1, 8) OBP: 0.335, SLG: 0.355										5	1	2	1	0	1	2	<b>Cleveland Indians @ Minnesota Twins</b> Target Field, Minneapolis, MN Tue Sep 21 2010, 7:11 PM - 10:18 PM CDT Att: 39,580 - Partly Cloudy - 66 F						
1 Orlando Hudson, S (1, 4) OBP: 0.340, SLG: 0.376										4	0	1	1	1	0	2							
16 Jason Kubel, L (1, 9) OBP: 0.328, SLG: 0.431										4	0	0	0	1	0	5							
18 Jason Repko, R (9, 9) OBP: 0.298, SLG: 0.342										0	0	0	0	0	0	0							
5 Michael Cuddyer, R (1, 3) OBP: 0.336, SLG: 0.420										4	0	0	0	0	1	4							
25 Jim Thome, L (1, 10) OBP: 0.412, SLG: 0.631										3	2	2	1	1	0	0							
24 Trevor Plouffe, R (8, PR) OBP: 0.116, SLG: 0.242										0	1	0	0	0	0	0							
21 Delmon Young, R (1, 7) OBP: 0.333, SLG: 0.484										4	1	2	1	0	1	0							
22 Danny Valencia, R (1, 5) OBP: 0.379, SLG: 0.471										4	1	2	1	0	0	0							
8 Nick Punto, S (1, 6) OBP: 0.324, SLG: 0.315										4	0	1	0	0	0	4							
41 Drew Butera, R (1, 2) OBP: 0.231, SLG: 0.311										3	0	2	0	0	0	1							
26 Jose Morales, S (8, PH) OBP: 0.292, SLG: 0.211										0	0	0	1	0	0	0							
<b>Inning Stats</b>	R: 0 H: 1 E: 0 K: 0 S: 10	H: 2 LOB: 1 BB: 0 P: 15	R: 1 H: 2 E: 0 K: 1 S: 10	H: 2 LOB: 0 BB: 0 P: 15	R: 0 H: 0 E: 0 K: 1 S: 9	H: 0 LOB: 0 BB: 1 P: 16	R: 0 H: 0 E: 0 K: 0 S: 6	H: 0 LOB: 0 BB: 0 P: 10	R: 0 H: 1 E: 0 K: 0 S: 12	H: 1 LOB: 1 BB: 0 P: 18	R: 1 H: 2 E: 0 K: 1 S: 16	H: 2 LOB: 2 BB: 1 P: 27	R: 0 H: 1 E: 0 K: 0 S: 13	H: 1 LOB: 2 BB: 1 P: 20	R: 4 H: 5 E: 0 K: 0 S: 18	H: 5 LOB: 2 BB: 0 P: 26	R: 0 H: 0 E: 0 K: 1 S: 11	H: 0 LOB: 0 BB: 0 P: 13	1B: 6 2B: 5 3B: 0 HR: 1	SF: 1 SAC: 0 DP: 0 HBP: 0	WP: 0 PB: 0 SB: 0 CS: 0	PA: 39	
<b>PITCHER</b>	IP WLS BF H R ER SO BB IBB HBP BLK WP HR S P ERA WHIP	IP WLS BF H R ER SO BB IBB HBP BLK WP HR S P ERA WHIP	IP WLS BF H R ER SO BB IBB HBP BLK WP HR S P ERA WHIP	IP WLS BF H R ER SO BB IBB HBP BLK WP HR S P ERA WHIP	IP WLS BF H R ER SO BB IBB HBP BLK WP HR S P ERA WHIP	IP WLS BF H R ER SO BB IBB HBP BLK WP HR S P ERA WHIP	IP WLS BF H R ER SO BB IBB HBP BLK WP HR S P ERA WHIP	IP WLS BF H R ER SO BB IBB HBP BLK WP HR S P ERA WHIP	IP WLS BF H R ER SO BB IBB HBP BLK WP HR S P ERA WHIP	IP WLS BF H R ER SO BB IBB HBP BLK WP HR S P ERA WHIP	IP WLS BF H R ER SO BB IBB HBP BLK WP HR S P ERA WHIP	IP WLS BF H R ER SO BB IBB HBP BLK WP HR S P ERA WHIP	IP WLS BF H R ER SO BB IBB HBP BLK WP HR S P ERA WHIP	IP WLS BF H R ER SO BB IBB HBP BLK WP HR S P ERA WHIP	IP WLS BF H R ER SO BB IBB HBP BLK WP HR S P ERA WHIP	IP WLS BF H R ER SO BB IBB HBP BLK WP HR S P ERA WHIP	IP WLS BF H R ER SO BB IBB HBP BLK WP HR S P ERA WHIP	IP WLS BF H R ER SO BB IBB HBP BLK WP HR S P ERA WHIP	IP WLS BF H R ER SO BB IBB HBP BLK WP HR S P ERA WHIP	IP WLS BF H R ER SO BB IBB HBP BLK WP HR S P ERA WHIP	IP WLS BF H R ER SO BB IBB HBP BLK WP HR S P ERA WHIP	IP WLS BF H R ER SO BB IBB HBP BLK WP HR S P ERA WHIP	IP WLS BF H R ER SO BB IBB HBP BLK WP HR S P ERA WHIP
55 Roberto Hernandez, R (1, 1) ERA: 3.79	5.2	25	6	2	2	3	2	0	0	0	0	0	1	61	98	3.18	1.412						
53 Rafael Perez, L (6, 1) ERA: 3.38	1.0	H	5	1	0	0	0	0	0	0	0	0	13	20	0.00	2.000							
63 Justin Masterson, R (7, 1) ERA: 4.78	0.2	L	5	3	3	3	0	0	0	0	0	0	13	19	40.50	4.500							
49 Tony Sipp, L (8, 1) ERA: 4.2	0.2	B	4	2	1	1	0	0	0	0	0	0	7	10	13.50	3.000							



Batter	1	2	3	4	5	6	7	8	9	AB	R	H	RBI	BB	SO	LOB	TOP			
23 Michael Brantley, L (1, 8) OBP: 0.284, SLG: 0.502										4	0	1	0	0	1	0	<b>Cleveland Indians @ Minnesota Twins</b> Target Field, Minneapolis, MN Wed Sep 22 2010, 12:11 PM - 2:33 PM CDT Att: 40,139 - Overcast - 60 F			
33 Drew Sutton, S (1, 6) OBP: 0.393, SLG: 0.650										3	1	0	0	1	0	3				
17 Shin-Soo Choo, L (1, 9) OBP: 0.395, SLG: 0.472										3	0	0	0	1	0	1				
48 Travis Hafner, L (1, 10) OBP: 0.370, SLG: 0.442										3	0	2	0	1	0	0				
13 Adrobal Cabrera, S (8, PR) OBP: 0.313, SLG: 0.534										0	0	0	0	0	0	0				
47 Shelley Duncan, R (1, 7) OBP: 0.309, SLG: 0.417										4	0	1	1	0	1	3				
12 Jayson Nix, R (1, 5) OBP: 0.286, SLG: 0.389										3	0	0	0	1	1	3				
7 Matt LaPorta, R (1, 3) OBP: 0.305, SLG: 0.358										4	0	1	0	0	0	1				
1 Luis Valbuena, L (1, 4) OBP: 0.269, SLG: 0.250										4	0	1	0	0	0	1				
8 Chris Gimenez, R (1, 2) OBP: 0.286, SLG: 0.327										4	0	0	0	0	0	3				
<b>Inning Stats</b>	R: 1 E: 0 K: 2 S: 15	H: 2 LOB: 2 BB: 1 P: 26	R: 0 E: 0 K: 0 S: 9	H: 3 LOB: 2 BB: 0 P: 13	R: 0 E: 0 K: 0 S: 7	H: 0 LOB: 0 BB: 1 P: 15	R: 0 E: 0 K: 0 S: 7	H: 0 LOB: 0 BB: 0 P: 12	R: 0 E: 0 K: 0 S: 5	H: 0 LOB: 0 BB: 0 P: 5	R: 0 E: 0 K: 0 S: 8	H: 0 LOB: 0 BB: 0 P: 13	R: 0 E: 0 K: 1 S: 11	H: 1 LOB: 2 BB: 1 P: 21	R: 0 E: 0 K: 0 S: 8	H: 0 LOB: 1 BB: 1 P: 15	1B: 6 2B: 0 3B: 0 HR: 0	SF: 0 SAC: 0 DP: 1 HBP: 0	WP: 1 PB: 0 SB: 0 CS: 0	PA: 36
<b>PITCHER</b>	IP WLS BF H R ER SO BB IBB HBP BLK WP HR S P ERA WHIP	IP WLS BF H R ER SO BB IBB HBP BLK WP HR S P ERA WHIP	IP WLS BF H R ER SO BB IBB HBP BLK WP HR S P ERA WHIP	IP WLS BF H R ER SO BB IBB HBP BLK WP HR S P ERA WHIP	IP WLS BF H R ER SO BB IBB HBP BLK WP HR S P ERA WHIP	IP WLS BF H R ER SO BB IBB HBP BLK WP HR S P ERA WHIP	IP WLS BF H R ER SO BB IBB HBP BLK WP HR S P ERA WHIP	IP WLS BF H R ER SO BB IBB HBP BLK WP HR S P ERA WHIP	IP WLS BF H R ER SO BB IBB HBP BLK WP HR S P ERA WHIP	IP WLS BF H R ER SO BB IBB HBP BLK WP HR S P ERA WHIP	IP WLS BF H R ER SO BB IBB HBP BLK WP HR S P ERA WHIP	IP WLS BF H R ER SO BB IBB HBP BLK WP HR S P ERA WHIP	IP WLS BF H R ER SO BB IBB HBP BLK WP HR S P ERA WHIP	IP WLS BF H R ER SO BB IBB HBP BLK WP HR S P ERA WHIP	IP WLS BF H R ER SO BB IBB HBP BLK WP HR S P ERA WHIP	IP WLS BF H R ER SO BB IBB HBP BLK WP HR S P ERA WHIP	IP WLS BF H R ER SO BB IBB HBP BLK WP HR S P ERA WHIP			
53 Nick Blackburn, R (1, 1) ERA: 5.23	7.0	W	27	5	1	1	2	2	0	0	0	0	1	0	0	0	1.29	1.000		
51 Brian Fuentes, L (8, 1) ERA: 3.09	1.0		5	1	0	0	1	1	0	0	0	0	0	0	11	21	0.00	2.000		
54 Matt Guerrier, R (9, 1) ERA: 3.41	1.0		4	0	0	0	0	1	0	0	0	0	0	0	8	15	0.00	1.000		

Batter	1	2	3	4	5	6	7	8	9	AB	R	H	RBI	BB	SO	LOB	BOTTOM			
2 Denard Span, L (1, 8) OBP: 0.333, SLG: 0.354										3	0	0	0	0	0	1	<b>Cleveland Indians @ Minnesota Twins</b> Target Field, Minneapolis, MN Wed Sep 22 2010, 12:11 PM - 2:33 PM CDT Att: 40,139 - Overcast - 60 F			
12 Alexi Casilla, S (1, 6) OBP: 0.333, SLG: 0.407										4	2	3	0	0	0	1				
16 Jason Kubel, L (1, 10) OBP: 0.327, SLG: 0.429										4	0	1	0	0	2	3				
24 Trevor Plouffe, R (7, PR) OBP: 0.118, SLG: 0.242										0	1	0	0	0	0	0				
22 Danny Valencia, R (1, 5) OBP: 0.374, SLG: 0.463										4	0	0	0	0	1	4				
26 Jose Morales, S (1, 3) OBP: 0.357, SLG: 0.318										3	1	2	3	1	0	0				
20 Matt Tolbert, S (1, 4) OBP: 0.321, SLG: 0.431										4	1	2	1	0	0	1				
37 Ben Revere, L (1, 7) OBP: 0.294, SLG: 0.200										3	0	1	1	1	0	1				
18 Jason Repko, R (1, 9) OBP: 0.304, SLG: 0.342										3	0	1	0	1	1	2				
41 Drew Butera, R (1, 2) OBP: 0.233, SLG: 0.306										2	0	0	0	0	0	3				
<b>Inning Stats</b>	R: 0 E: 0 K: 1 S: 10	H: 1 LOB: 1 BB: 0 P: 16	R: 0 E: 0 K: 1 S: 8	H: 0 LOB: 1 BB: 2 P: 18	R: 0 E: 0 K: 0 S: 8	H: 0 LOB: 0 BB: 0 P: 13	R: 0 E: 0 K: 0 S: 5	H: 0 LOB: 0 BB: 0 P: 8	R: 0 E: 0 K: 0 S: 5	H: 0 LOB: 1 BB: 1 P: 10	R: 3 E: 0 K: 2 S: 18	H: 5 LOB: 2 BB: 0 P: 26	R: 2 E: 0 K: 0 S: 11	H: 3 LOB: 1 BB: 0 P: 15	R: 0 E: 0 K: 0 S: 4	H: 1 LOB: 0 BB: 0 P: 5	1B: 7 2B: 2 3B: 1 HR: 0	SF: 0 SAC: 1 DP: 1 HBP: 1	WP: 0 PB: 0 SB: 2 CS: 1	PA: 36
<b>PITCHER</b>	IP WLS BF H R ER SO BB IBB HBP BLK WP HR S P ERA WHIP	IP WLS BF H R ER SO BB IBB HBP BLK WP HR S P ERA WHIP	IP WLS BF H R ER SO BB IBB HBP BLK WP HR S P ERA WHIP	IP WLS BF H R ER SO BB IBB HBP BLK WP HR S P ERA WHIP	IP WLS BF H R ER SO BB IBB HBP BLK WP HR S P ERA WHIP	IP WLS BF H R ER SO BB IBB HBP BLK WP HR S P ERA WHIP	IP WLS BF H R ER SO BB IBB HBP BLK WP HR S P ERA WHIP	IP WLS BF H R ER SO BB IBB HBP BLK WP HR S P ERA WHIP	IP WLS BF H R ER SO BB IBB HBP BLK WP HR S P ERA WHIP	IP WLS BF H R ER SO BB IBB HBP BLK WP HR S P ERA WHIP	IP WLS BF H R ER SO BB IBB HBP BLK WP HR S P ERA WHIP	IP WLS BF H R ER SO BB IBB HBP BLK WP HR S P ERA WHIP	IP WLS BF H R ER SO BB IBB HBP BLK WP HR S P ERA WHIP	IP WLS BF H R ER SO BB IBB HBP BLK WP HR S P ERA WHIP	IP WLS BF H R ER SO BB IBB HBP BLK WP HR S P ERA WHIP	IP WLS BF H R ER SO BB IBB HBP BLK WP HR S P ERA WHIP				
59 Carlos Carrasco, R (1, 1) ERA: 3.03	6.0	L	27	5	3	3	4	3	0	0	0	0	0	0	0	0	4.50	1.500		
32 Aaron Laffey, L (7, 1) ERA: 4.7	1.0		5	3	2	2	0	0	0	0	0	11	15	18.00	3.000					
50 Jensen Lewis, R (8, 1) ERA: 3.24	1.0		3	1	0	0	0	0	0	0	0	4	5	0.00	1.000					

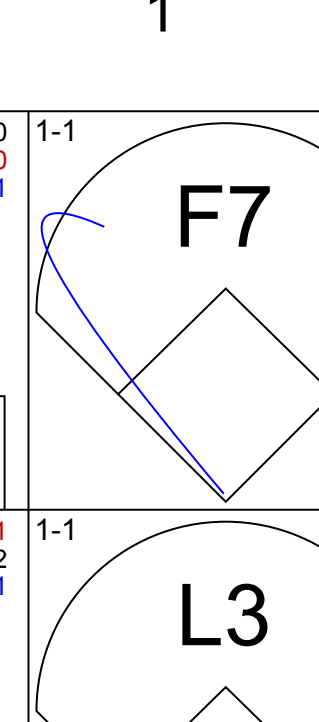
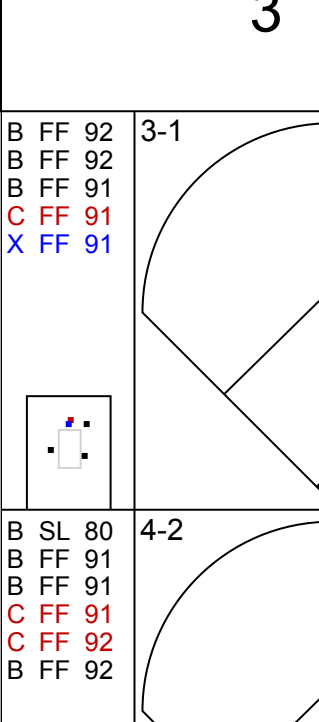
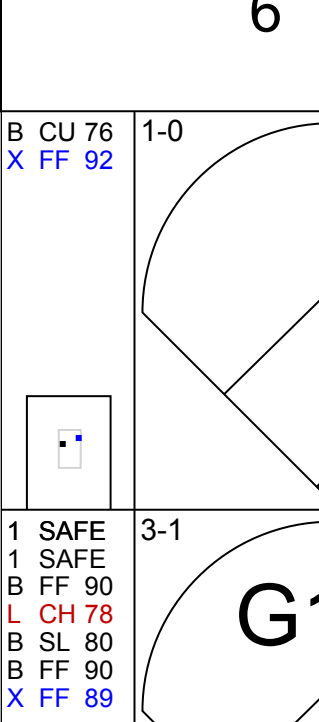
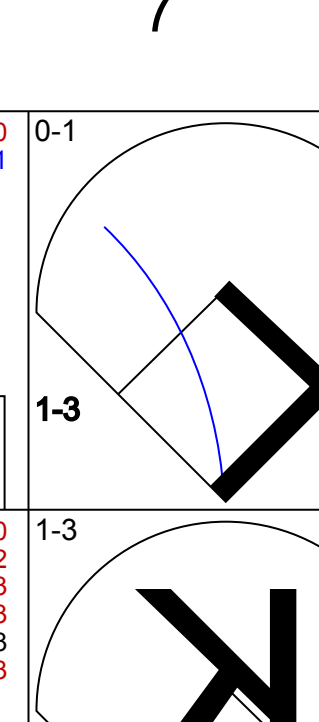
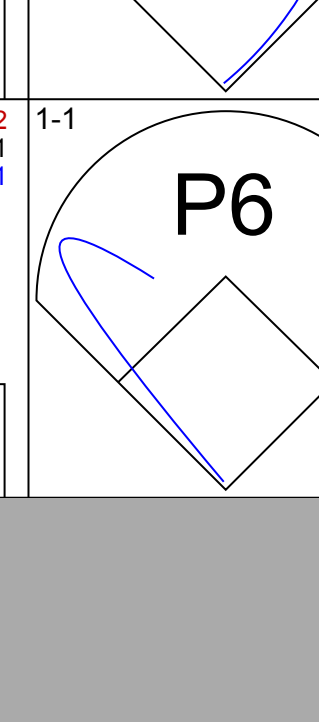
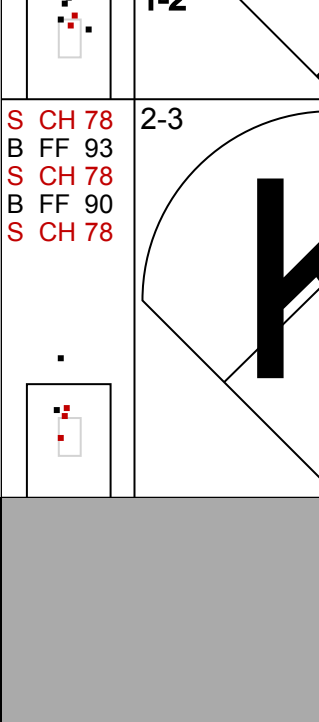
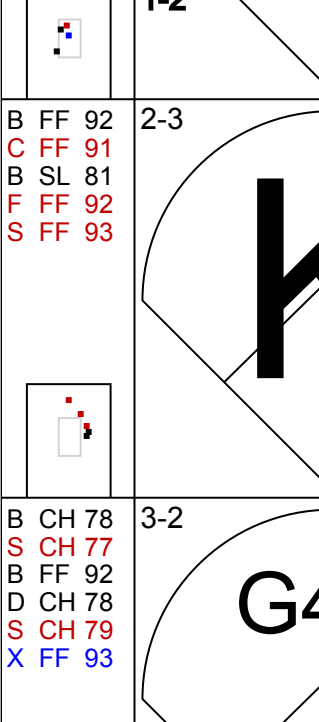




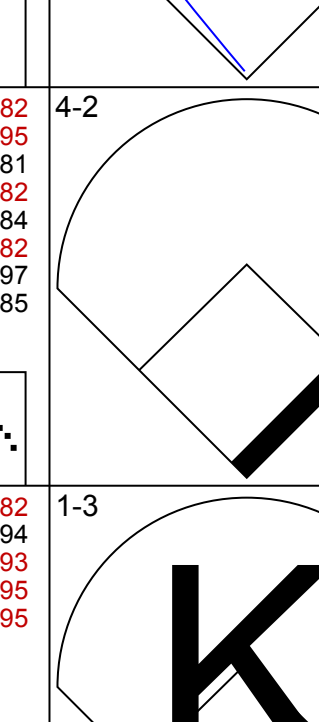
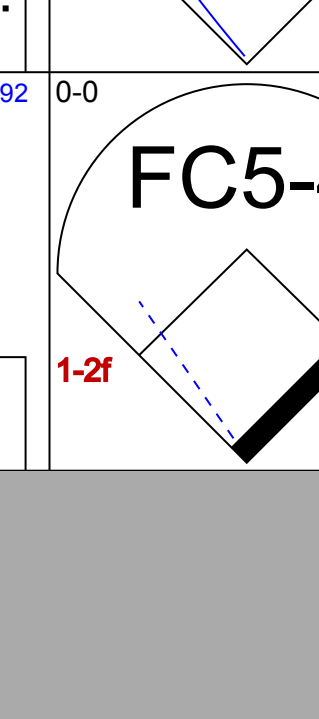
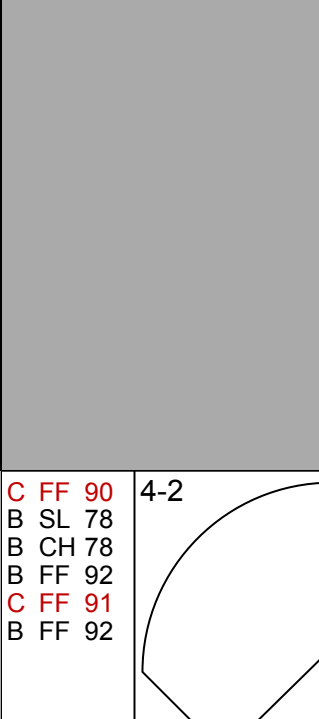


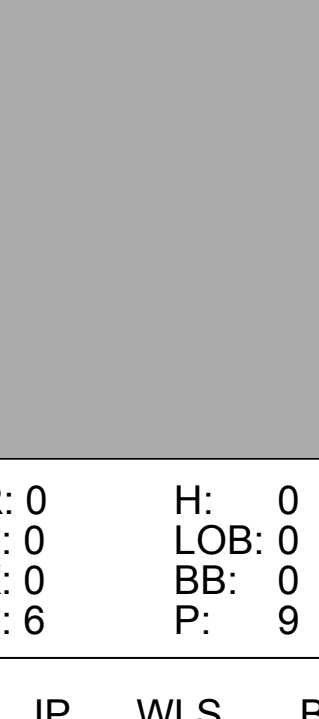
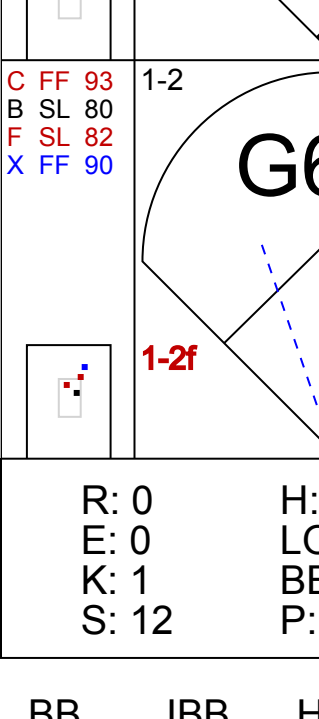
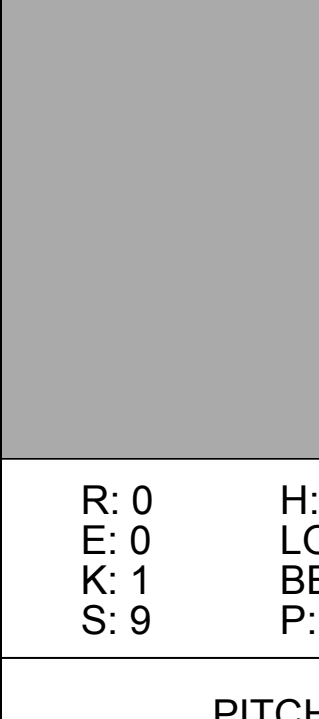







Batter	1	2	3	4	5	6	7	8	9	AB	R	H	RBI	BB	SO	LOB	TOP			
1 Jarrod Dyson, L (1,8)										5	0	0	0	0	2	3				
13 Mike Aviles, R (1,4)										5	1	1	1	0	0	1				
16 Billy Butler, R (1,3)										3	1	1	0	2	1	0				
24 Wilson Betemit, S (1,5)										4	0	1	0	1	0	3				
30 Kila Ka'aihue, L (1,10)										4	1	1	1	1	0	1				
3 Yuniesky Betancourt, R (1,6)										4	1	2	1	0	0	2				
4 Alex Gordon, L (1,7)										4	0	1	0	0	1	4				
22 Lucas May, R (1,2)										4	0	0	1	0	1	5				
12 Mitch Maier, L (1,9)										3	0	1	0	1	0	1				
<b>Inning Stats</b>	R: 2 H: 2 E: 1 K: 2 S: 15	LOB: 3 BB: 2 P: 28	R: 0 H: 1 E: 0 K: 0 S: 10	LOB: 2 BB: 1 P: 21	R: 1 H: 2 E: 0 K: 0 S: 12	LOB: 1 BB: 0 P: 22	R: 0 H: 0 E: 0 K: 0 S: 9	LOB: 0 BB: 0 P: 14	R: 0 H: 0 E: 0 K: 0 S: 7	LOB: 0 BB: 0 P: 11	R: 0 H: 1 E: 0 K: 0 S: 10	LOB: 1 BB: 0 P: 16	R: 1 H: 2 E: 0 K: 2 S: 15	LOB: 2 BB: 1 P: 27	R: 0 H: 0 E: 0 K: 1 S: 12	LOB: 1 BB: 1 P: 19	1B: 3 2B: 3 3B: 0 HR: 2	SF: 0 SAC: 0 DP: 0 HBP: 0	WP: 0 PB: 0 SB: 2 CS: 0	PA: 41
<b>PITCHER</b>	IP WLS BF H R ER SO BB IBB HBP BLK WP HR S P ERA WHIP																			
51 Mitch Talbot, R (1,1)	5.0 L 24 5 3 3 2 3 0 0 0 0 0 1 53 96 5.40 1.600																			
39 Justin Germano, R (6,1)	2.0 7 1 0 0 0 0 0 0 0 0 0 1 17 24 0.00 0.500																			
49 Tony Sipp, L (8,1)	1.0 6 2 1 1 2 1 0 0 0 0 0 1 15 27 9.00 3.000																			
52 Vinnie Pestano, R (9,1)	1.0 4 0 0 0 1 1 0 0 0 0 0 0 12 19 0.00 1.000																			

**Kansas City Royals @ Cleveland Indians**  
 Progressive Field, Cleveland, OH  
 Thu Sep 23 2010, 7:06 PM - 10:09 PM EDT  
 Att: 16,625 - Cloudy - 88 F

AB 36  
 R 4  
 H 8  
 RBI 4  
 BB 5  
 SO 5  
 LOB 20



Batter	1	2	3	4	5	6	7	8	9	AB	R	H	RBI	BB	SO	LOB	BOTTOM			
4 Trevor Crowe, S (1,8)										4	0	3	0	0	0	0				
33 Drew Sutton, S (1,6)										3	0	0	0	1	1	3				
17 Shin-Soo Choo, L (1,9)										4	0	0	0	0	2	3				
48 Travis Hafner, L (1,10)										4	0	1	0	0	0	1				
47 Shelley Duncan, R (1,7)										2	1	0	0	2	1	1				
12 Jayson Nix, R (1,5)										4	1	1	0	0	1	2				
7 Matt LaPorta, R (1,3)										2	0	0	0	2	1	1				
1 Luis Valbuena, L (1,4)										3	0	0	1	1	0	3				
6 Lou Marson, R (1,2)										2	0	0	0	0	0	1				
35 Jordan Brown, L (7,PH)										1	0	0	0	0	0	1				
26 Luke Carlin, S (8,2)										1	0	0	0	0	1	0				
<b>Inning Stats</b>	R: 0 H: 0 E: 0 K: 0 S: 6	LOB: 0 BB: 0 P: 9	R: 0 H: 1 E: 0 K: 1 S: 8	LOB: 1 BB: 0 P: 11	R: 0 H: 1 E: 0 K: 1 S: 12	LOB: 2 BB: 2 P: 26	R: 0 H: 0 E: 0 K: 0 S: 8	LOB: 0 BB: 0 P: 10	R: 0 H: 1 E: 0 K: 1 S: 9	LOB: 1 BB: 0 P: 18	R: 2 H: 2 E: 1 K: 1 S: 16	LOB: 2 BB: 2 P: 27	R: 0 H: 0 E: 0 K: 1 S: 11	LOB: 0 BB: 1 P: 18	R: 0 H: 0 E: 0 K: 2 S: 10	LOB: 0 BB: 0 P: 14	1B: 3 2B: 2 3B: 0 HR: 0	SF: 0 SAC: 0 DP: 2 HBP: 0	WP: 0 PB: 0 SB: 2 CS: 0	PA: 36
<b>PITCHER</b>	IP WLS BF H R ER SO BB IBB HBP BLK WP HR S P ERA WHIP																			
37 Sean O'Sullivan, R (1,1)	6.0 W 24 4 2 2 3 4 0 0 0 0 0 0 14 21 0.00 2.000																			
59 Philip Humber, R (7,1)	1.0 H 5 1 0 0 1 1 0 0 0 0 0 0 14 21 0.00 2.000																			
51 Robinson Tejeda, R (8,1)	1.0 H 4 0 0 0 1 1 0 0 0 0 0 0 11 18 0.00 1.000																			
48 Joaquin Soria, R (9,1)	1.0 S 3 0 0 0 2 0 0 0 0 0 0 0 10 14 0.00 0.000																			

**Kansas City Royals @ Cleveland Indians**  
 Progressive Field, Cleveland, OH  
 Thu Sep 23 2010, 7:06 PM - 10:09 PM EDT  
 Att: 16,625 - Cloudy - 88 F

AB 30  
 R 2  
 H 5  
 RBI 1  
 BB 6  
 SO 7  
 LOB 16

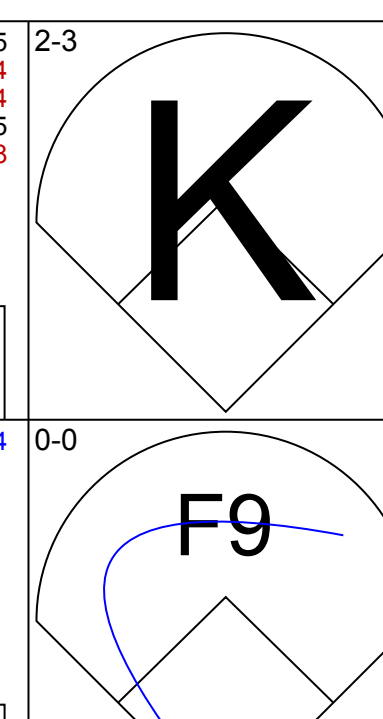
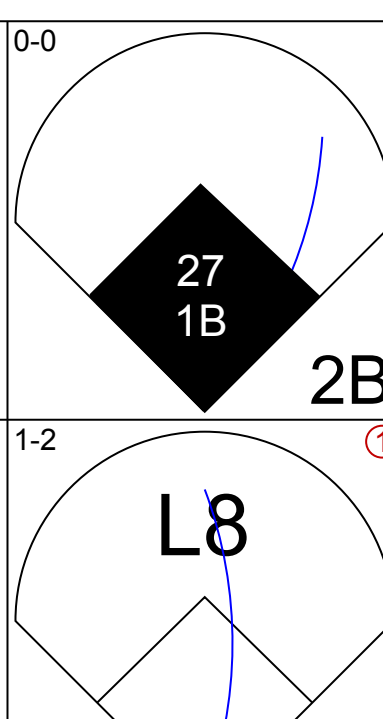
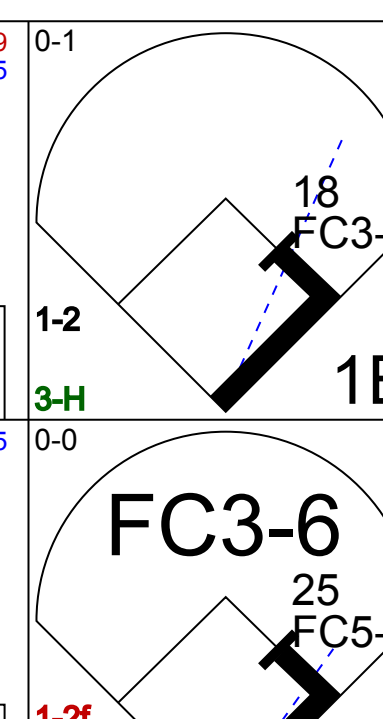
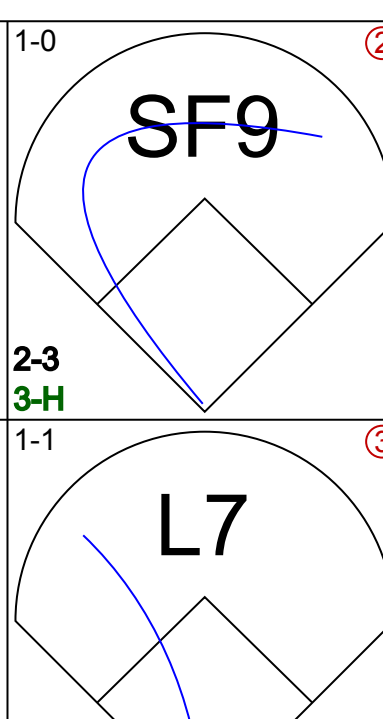
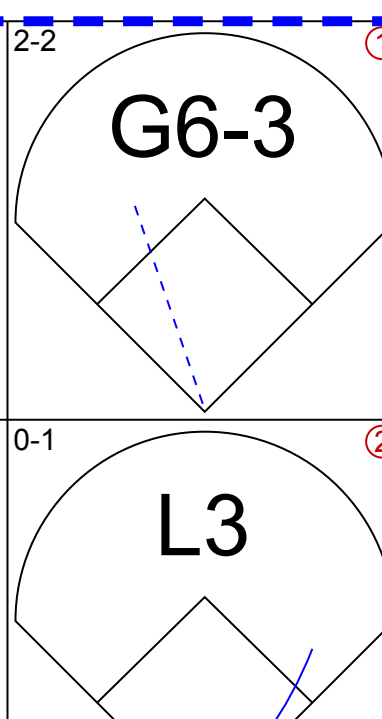
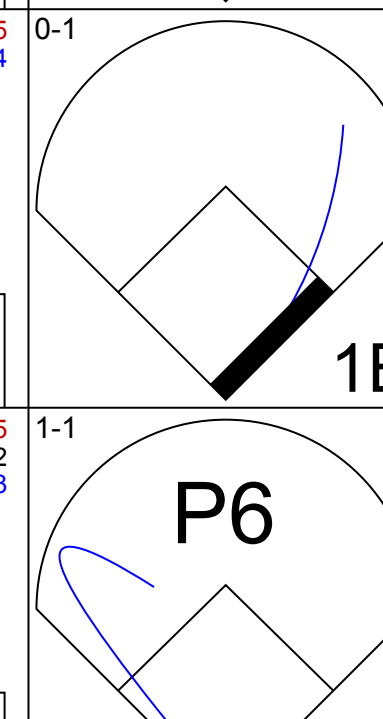
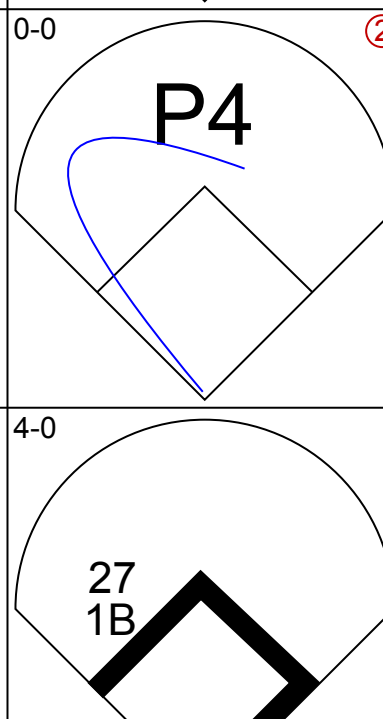
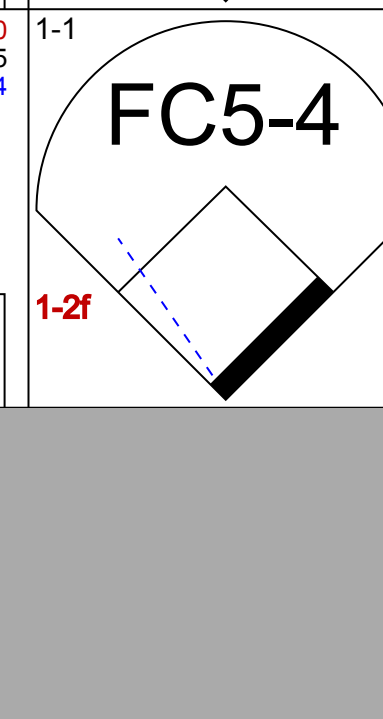

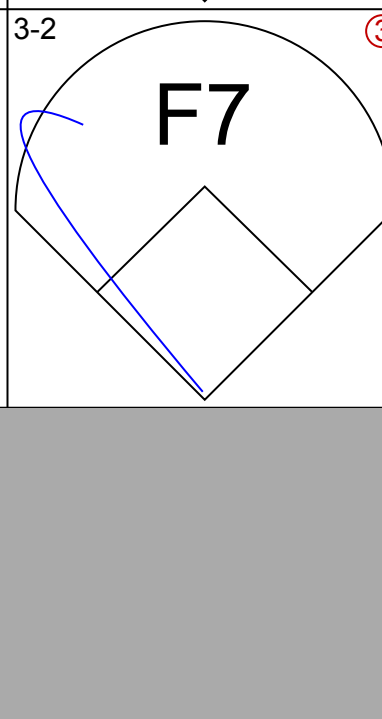

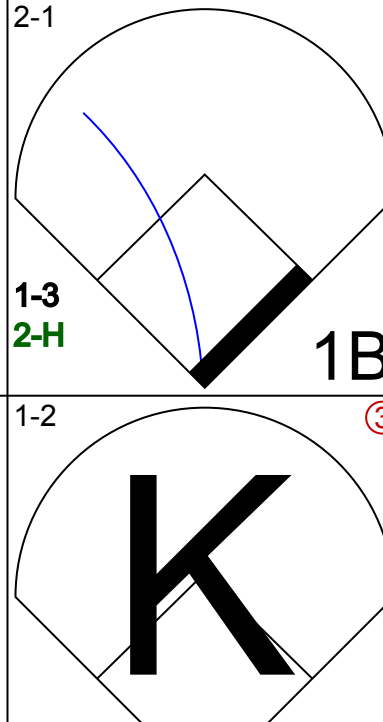




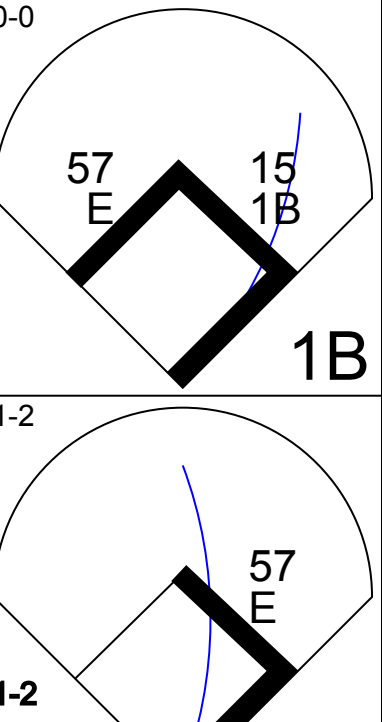
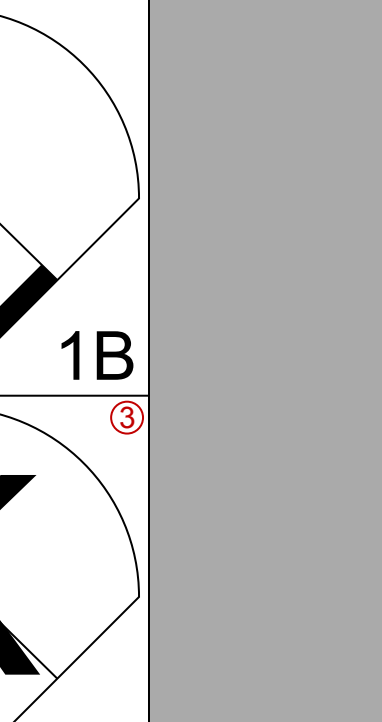
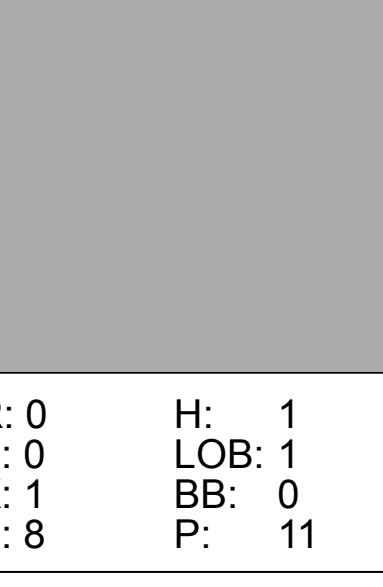
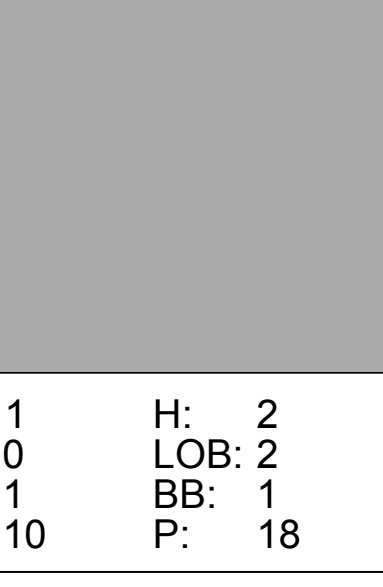
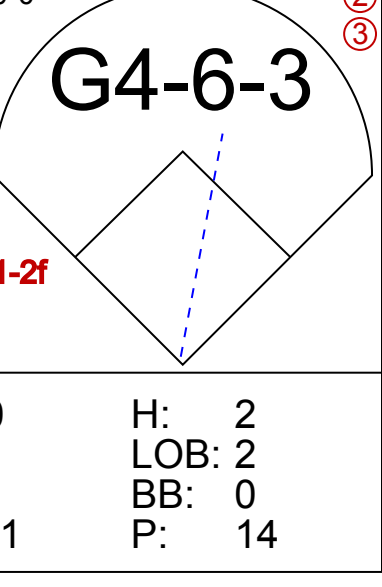
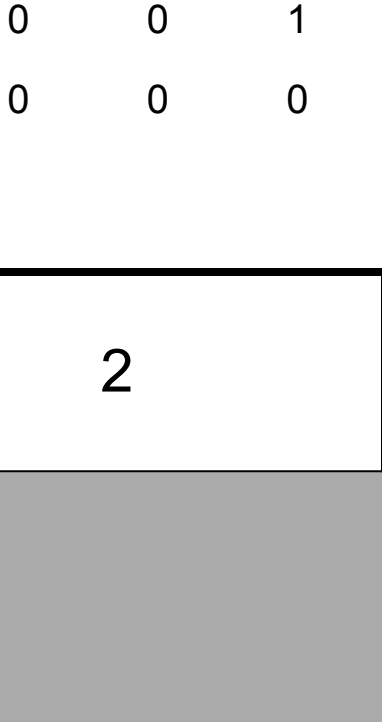
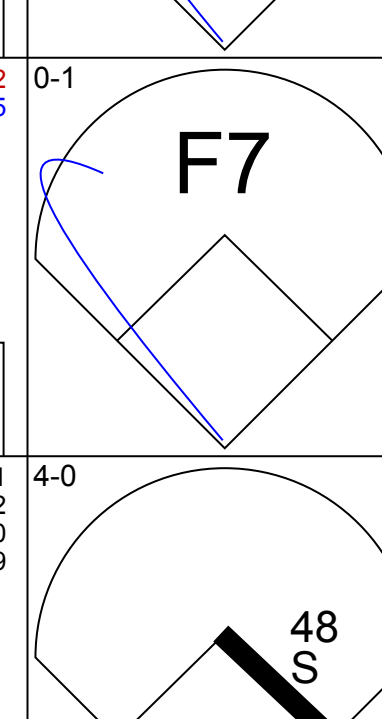


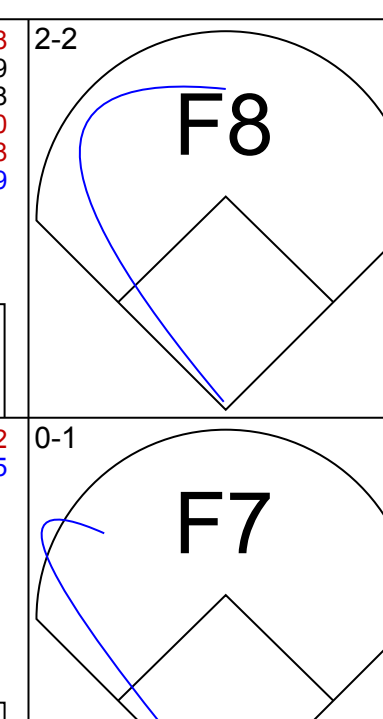
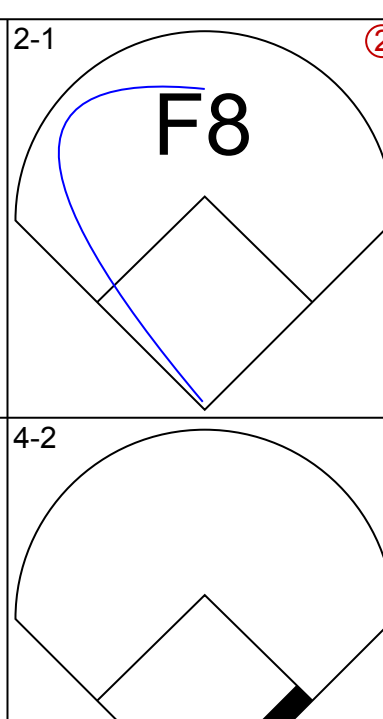
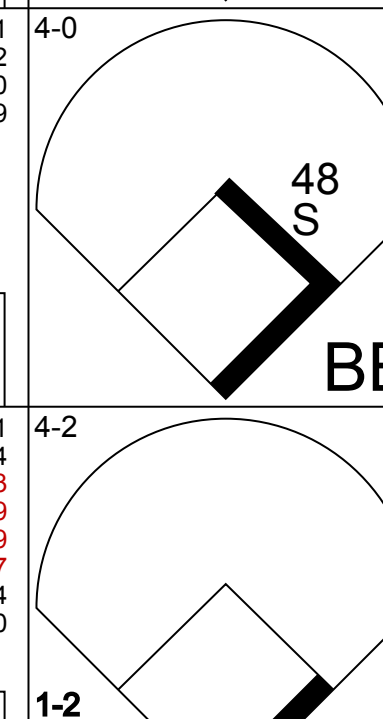
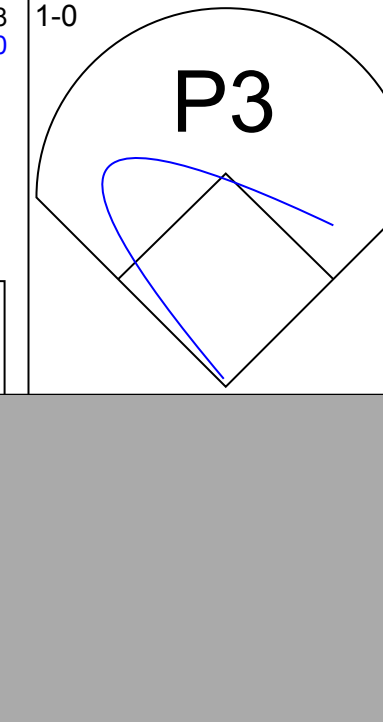


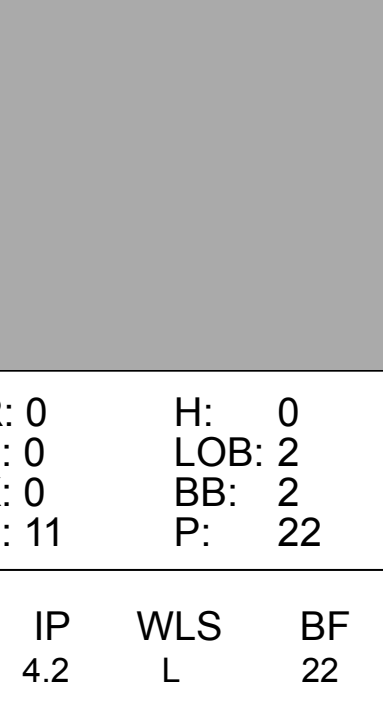
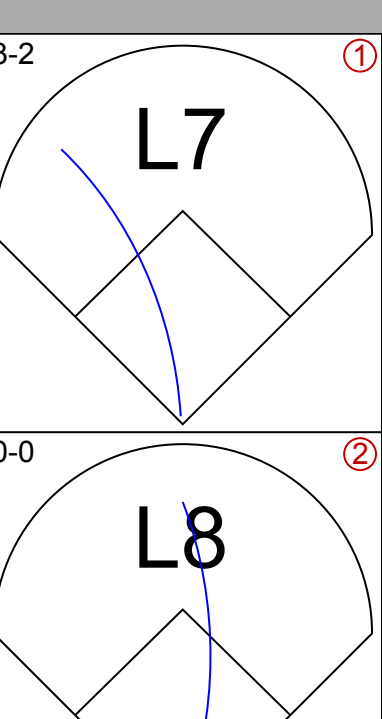
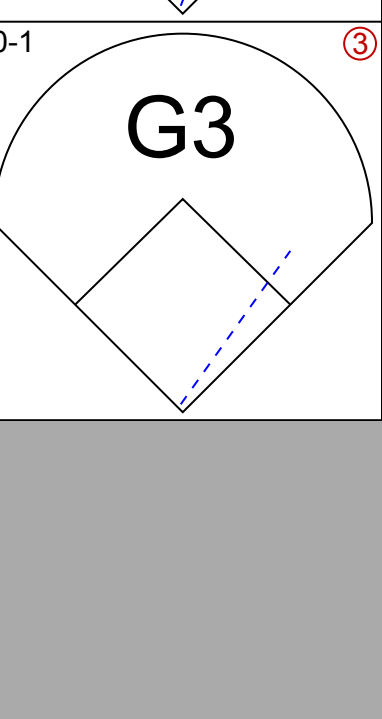
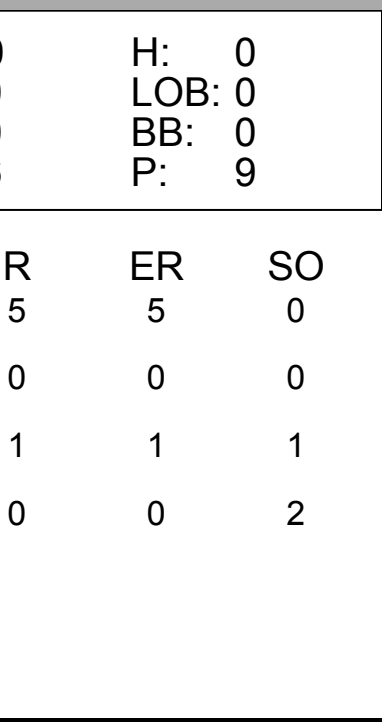
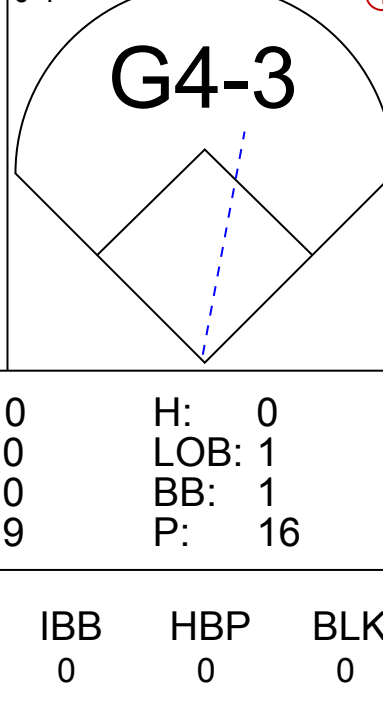
Batter	1	2	3	4	5	6	7	8	9	AB	R	H	RBI	BB	SO	LOB	TOP					
7 Grégor Blanco, L (1, 8) OBP: 0.360, SLG: 0.355										4	0	1	0	0	1	0	<b>Kansas City Royals @ Cleveland Indians</b> Progressive Field, Cleveland, OH Fri Sep 24 2010, 7:06 PM - 9:33 PM EDT Att: 25,100 - Partly Cloudy - 81 F					
13 Mike Aviles, R (1, 5) OBP: 0.333, SLG: 0.403										4	1	1	0	0	1	1						
16 Billy Butler, R (1, 10) OBP: 0.386, SLG: 0.473										3	1	0	0	1	0	1						
24 Wilson Betemit, S (1, 4)										2	1	1	3	1	1	0						
30 Kila Ka'aihue, L (1, 3) OBP: 0.280, SLG: 0.320										4	0	0	0	0	0	1						
3 Brayan Peña, S (1, 2) OBP: 0.322, SLG: 0.356										3	0	0	0	0	2	1						
4 Alex Gordon, L (1, 7) OBP: 0.321, SLG: 0.364										3	0	0	0	0	1	1						
3 Yuniesky Betancourt, R (1, 6) OBP: 0.286, SLG: 0.410										3	0	1	0	0	0	0						
12 Mitch Maier, L (1, 9) OBP: 0.327, SLG: 0.368										3	0	0	0	0	0	1						
<b>Inning Stats</b>	R: 0 H: 0 E: 0 K: 2 S: 9	H: 0 LOB: 0 BB: 0 P: 12	R: 0 H: 0 E: 0 K: 1 S: 11	H: 0 LOB: 1 BB: 1 P: 21	R: 0 H: 0 E: 0 K: 0 S: 7	H: 0 LOB: 0 BB: 0 P: 9	R: 1 H: 1 E: 0 K: 0 S: 11	H: 1 LOB: 0 BB: 0 P: 17	R: 0 H: 0 E: 0 K: 1 S: 6	H: 0 LOB: 0 BB: 0 P: 9	R: 0 H: 1 E: 0 K: 0 S: 8	H: 1 LOB: 0 BB: 0 P: 9	R: 0 H: 0 E: 0 K: 1 S: 5	H: 0 LOB: 0 BB: 0 P: 7	R: 0 H: 1 E: 0 K: 1 S: 8	H: 1 LOB: 1 BB: 0 P: 10		R: 2 H: 1 E: 0 K: 0 S: 10	H: 1 LOB: 0 BB: 1 P: 18	1B: 2 2B: 1 3B: 0 HR: 1	SF: 1 SAC: 0 DP: 1 HBP: 0	WP: 0 PB: 0 SB: 0 CS: 0
<b>PITCHER</b> 43 Josh Tomlin, R (1, 1) ERA: 4.5	IP: 9.0 WLS: W BF: 32 H: 4 R: 3 ER: 3 SO: 6 BB: 2 IBB: 0 HBP: 0 BLK: 0 WP: 0 HR: 1 S: 75 P: 112 ERA: 3.00 WHIP: 0.667															<b>PITCHER</b>						

Batter	1	2	3	4	5	6	7	8	9	AB	R	H	RBI	BB	SO	LOB	BOTTOM					
4 Trevor Crowe, S (1, 8) OBP: 0.308, SLG: 0.341										5	1	1	0	0	0	1	<b>Kansas City Royals @ Cleveland Indians</b> Progressive Field, Cleveland, OH Fri Sep 24 2010, 7:06 PM - 9:33 PM EDT Att: 25,100 - Partly Cloudy - 81 F					
13 Adrián Cabrera, S (1, 6) OBP: 0.317, SLG: 0.333										5	2	3	1	0	0	1						
17 Shin-Soo Choo, L (1, 9) OBP: 0.397, SLG: 0.473										3	1	3	2	2	0	0						
48 Travis Hafner, L (1, 10) OBP: 0.372, SLG: 0.441										2	0	1	1	2	1	1						
1 Luis Valbuena, L (7, PR) OBP: 0.298, SLG: 0.246 (8, 10)										1	0	0	0	0	1	2						
47 Shelley Duncan, R (1, 7) OBP: 0.311, SLG: 0.410										4	0	1	1	0	1	5						
35 Jordan Brown, L (1, 3) OBP: 0.283, SLG: 0.276										4	0	0	0	0	1	6						
12 Jayson Nix, R (1, 5) OBP: 0.286, SLG: 0.412										4	2	2	2	0	1	0						
25 Andy Marte, R (9, 5) OBP: 0.303, SLG: 0.389										0	0	0	0	0	0	0						
33 Drew Sutton, S (1, 4) OBP: 0.333, SLG: 0.394										4	0	0	0	0	3	0						
6 Lou Marson, R (1, 2) OBP: 0.273, SLG: 0.291										4	1	1	0	0	0	0						
<b>Inning Stats</b>	R: 1 H: 2 E: 0 K: 2 S: 17	H: 2 LOB: 1 BB: 0 P: 28	R: 1 H: 1 E: 0 K: 0 S: 5	H: 1 LOB: 0 BB: 0 P: 8	R: 1 H: 3 E: 1 K: 1 S: 19	H: 3 LOB: 2 BB: 0 P: 27	R: 0 H: 0 E: 0 K: 2 S: 8	H: 0 LOB: 0 BB: 0 P: 12	R: 1 H: 2 E: 0 K: 0 S: 10	H: 2 LOB: 2 BB: 1 P: 19	R: 0 H: 0 E: 0 K: 1 S: 5	H: 0 LOB: 0 BB: 0 P: 9	R: 1 H: 1 E: 0 K: 0 S: 7	H: 1 LOB: 2 BB: 2 P: 20	R: 2 H: 3 E: 0 K: 2 S: 14	H: 3 LOB: 2 BB: 1 P: 26	R: 2 H: 1 E: 0 K: 2 S: 14	H: 3 LOB: 1 BB: 1 P: 26	1B: 8 2B: 2 3B: 0 HR: 2	SF: 0 SAC: 0 DP: 0 HBP: 0	WP: 0 PB: 0 SB: 2 CS: 0	PA: 40
<b>PITCHER</b> 44 Luke Hochevar, R (1, 1) ERA: 4.92	IP: 5.0 WLS: L BF: 24 H: 4 R: 4 ER: 4 SO: 0 BB: 0 IBB: 1 HBP: 0 BLK: 0 WP: 0 HR: 1 S: 59 P: 94 ERA: 7.20 WHIP: 1.600															<b>PITCHER</b>						
55 Gil Meche, R (6, 1) ERA: 5.83	IP: 2.0 WLS: 9 BF: 1 H: 1 R: 1 ER: 1 SO: 1 BB: 1 IBB: 0 HBP: 0 BLK: 0 WP: 0 HR: 0 S: 12 P: 29 ERA: 4.50 WHIP: 1.000															<b>PITCHER</b>						
38 Blake Wood, R (8, 1) ERA: 5.4	IP: 1.0 WLS: 7 BF: 3 H: 2 R: 2 ER: 2 SO: 2 BB: 1 IBB: 0 HBP: 0 BLK: 0 WP: 0 HR: 1 S: 14 P: 26 ERA: 18.00 WHIP: 4.000															<b>PITCHER</b>						





Batter	1	2	3	4	5	6	7	8	9	AB	R	H	RBI	BB	SO	LOB	TOP		
14 Austin Jackson, R OBP: 0.351, SLG: 0.410										4	1	2	2	0	1	0	<b>Detroit Tigers @ Cleveland Indians</b> Progressive Field, Cleveland, OH Mon Sep 27 2010, 7:09 PM - 9:48 PM EDT Att: 10,161 - Overcast - 61 F		
18 Johnny Damon, L OBP: 0.357, SLG: 0.403										5	0	0	0	0	0	4			
25 Ryan Raburn, R OBP: 0.339, SLG: 0.476																			
32 Don Kelly, L OBP: 0.281, SLG: 0.369										3	0	1	0	0	0	3			
24 Miguel Cabrera, R OBP: 0.420, SLG: 0.622																			
26 Brennan Boesch, L OBP: 0.327, SLG: 0.426																			
27 Jhonny Peralta, R OBP: 0.314, SLG: 0.400																			
15 Brandon Inge, R OBP: 0.322, SLG: 0.392																			
13 Alex Avila, L OBP: 0.325, SLG: 0.351																			
12 Gerald Laird, R OBP: 0.263, SLG: 0.301																			
57 Casper Wells, R OBP: 0.398, SLG: 0.585																			
28 Will Rhymes, L OBP: 0.342, SLG: 0.393																			
39 Ramon Santiago, S OBP: 0.339, SLG: 0.329																			
<b>Inning Stats</b>	R: 0 H: 1 E: 0 K: 1 S: 8	H: 2 LOB: 1 BB: 0 P: 11	R: 0 H: 2 E: 1 K: 1 S: 11	H: 2 LOB: 2 BB: 0 P: 14	R: 1 H: 2 E: 0 K: 1 S: 10	H: 2 LOB: 2 BB: 0 P: 18	R: 1 H: 4 E: 0 K: 0 S: 12	H: 0 LOB: 0 BB: 0 P: 17	R: 1 H: 2 E: 0 K: 0 S: 10	H: 2 LOB: 1 BB: 0 P: 18	R: 0 H: 2 E: 0 K: 1 S: 7	H: 0 LOB: 0 BB: 0 P: 11	R: 0 H: 0 E: 0 K: 1 S: 6	H: 0 LOB: 0 BB: 0 P: 10	R: 0 H: 0 E: 0 K: 0 S: 9	H: 0 LOB: 0 BB: 0 P: 14	1B: 11 2B: 2 3B: 0 HR: 0	SF: 1 SAC: 0 DP: 2 HBP: 0	WP: 0 PA: 39 PB: 0 SB: 0 CS: 2
<b>PITCHER</b>	IP WLS BF H R ER SO BB IBB HBP BLK WP HR S P ERA WHIP																		
59 Carlos Carrasco, R ERA: 3.26	6.0 W 29 11 3 3 5 0 1 0 0 0 0 0 60 94 4.50 1.833																		
36 Joe Smith, R ERA: 3.99	1.0 H 4 2 0 0 1 0 0 0 0 0 0 0 7 11 0.00 2.000																		
49 Tony Sipp, L ERA: 4.21	1.0 H 3 0 0 0 1 0 0 0 0 0 0 0 6 10 0.00 0.000																		
54 Chris Perez, R ERA: 1.75	1.0 S 3 0 0 0 0 0 0 0 0 0 0 0 9 14 0.00 0.000																		

Batter	1	2	3	4	5	6	7	8	9	AB	R	H	RBI	BB	SO	LOB	BOTTOM		
23 Michael Brantley, L OBP: 0.287, SLG: 0.312										3	1	1	0	0	0	0	<b>Detroit Tigers @ Cleveland Indians</b> Progressive Field, Cleveland, OH Mon Sep 27 2010, 7:09 PM - 9:48 PM EDT Att: 10,161 - Overcast - 61 F		
13 Adrián Cabrera, S OBP: 0.319, SLG: 0.341										3	0	1	1	1	0	1			
17 Shin-Soo Choo, L OBP: 0.400, SLG: 0.475										2	1	0	0	2	1	2			
48 Travis Hafner, L OBP: 0.372, SLG: 0.444																			
33 Drew Sutton, S OBP: 0.333, SLG: 0.394																			
12 Jayson Nix, R OBP: 0.284, SLG: 0.404																			
25 Andy Marte, R OBP: 0.306, SLG: 0.395																			
4 Trevor Crowe, S OBP: 0.307, SLG: 0.340																			
7 Matt LaPorta, R OBP: 0.308, SLG: 0.364																			
1 Luis Valbuena, L OBP: 0.277, SLG: 0.263																			
26 Luke Carlin, S OBP: 0.444, SLG: 0.750																			
6 Lou Marson, R OBP: 0.274, SLG: 0.289																			
<b>Inning Stats</b>	R: 0 H: 0 E: 0 K: 0 S: 11	H: 0 LOB: 2 BB: 2 P: 22	R: 0 H: 0 E: 0 K: 0 S: 6	H: 0 LOB: 0 BB: 0 P: 9	R: 0 H: 0 E: 0 K: 0 S: 9	H: 0 LOB: 1 BB: 1 P: 16	R: 0 H: 0 E: 0 K: 0 S: 6	H: 0 LOB: 0 BB: 0 P: 10	R: 5 H: 4 E: 0 K: 0 S: 12	H: 4 LOB: 0 BB: 1 P: 22	R: 0 H: 0 E: 0 K: 0 S: 6	H: 0 LOB: 0 BB: 0 P: 10	R: 1 H: 2 E: 0 K: 2 S: 14	H: 2 LOB: 2 BB: 0 P: 21	R: 0 H: 2 E: 0 K: 1 S: 10	H: 0 LOB: 1 BB: 0 P: 12	1B: 3 2B: 2 3B: 0 HR: 3	SF: 0 SAC: 1 DP: 0 HBP: 1	WP: 1 PA: 36 PB: 1 SB: 1 CS: 1
<b>PITCHER</b>	IP WLS BF H R ER SO BB IBB HBP BLK WP HR S P ERA WHIP																		
58 Armando Galarraga, R ERA: 4.65	4.2 L 22 4 5 5 0 0 4 0 0 0 0 0 0 3 43 7.77 9.64 1.714																		
49 Eddie Bonine, R ERA: 4.75	1.1 4 0 0 0 0 0 0 0 0 0 0 0 7 12 0.00 0.000																		
36 Brad Thomas, L ERA: 4.13	0.2 5 2 1 1 1 0 0 1 0 1 0 10 17 13.50 3.000																		
38 Robbie Weinhardt, R ERA: 6.35	1.1 5 2 0 0 2 0 0 0 0 0 0 0 14 16 0.00 1.500																		

Batter	1	2	3	4	5	6	7	8	9	AB	R	H	RBI	BB	SO	LOB	TOP										
14 Austin Jackson, R OBP: 0.350, SLG: 0.409	G5-3		1B		K			K		4	0	1	0	0	2	1	<b>Detroit Tigers @ Cleveland Indians</b> Progressive Field, Cleveland, OH Wed Sep 29 2010, 4:06 PM - 6:27 PM EDT Cloudy - 66 F										
28 Will Rhymes, L OBP: 0.340, SLG: 0.390	G3-1		F7					F7		4	0	1	0	0	0	2											
18 Johnny Damon, L OBP: 0.354, SLG: 0.490	F7		K					F7		4	0	0	0	0	1	2											
25 Ryan Raburn, R OBP: 0.340, SLG: 0.476	K				1B			K		4	0	2	0	0	2	1											
32 Don Kelly, L OBP: 0.276, SLG: 0.362	F8				F8			F8		4	0	0	0	0	0	2											
27 Jhonny Peralta, R OBP: 0.314, SLG: 0.399	F9		1B		F9			F8		4	0	1	0	0	1	2											
26 Brennan Boesch, L OBP: 0.327, SLG: 0.426	F8		1B		F8			G4-3		3	0	1	0	0	0	1											
15 Brandon Inge, R OBP: 0.322, SLG: 0.390	K							G5-3		2	0	0	0	0	1	2											
13 Alex Avila, L OBP: 0.325, SLG: 0.351	F7				F9-3			1B		3	0	1	0	0	0	1											
<b>Inning Stats</b>	R: 0 E: 0 K: 0 S: 6	H: 0 LOB: 0 BB: 0 P: 9	R: 0 E: 0 K: 2 S: 16	H: 2 LOB: 2 BB: 0 P: 22	R: 0 E: 0 K: 1 S: 11	H: 1 LOB: 1 BB: 0 P: 17	R: 0 E: 0 K: 0 S: 8	H: 1 LOB: 1 BB: 0 P: 10	R: 0 E: 0 K: 1 S: 7	H: 0 LOB: 0 BB: 0 P: 13	R: 0 E: 0 K: 1 S: 7	H: 1 LOB: 1 BB: 0 P: 13	R: 0 E: 0 K: 0 S: 6	H: 0 LOB: 0 BB: 0 P: 9	R: 0 E: 0 K: 1 S: 8	H: 1 LOB: 1 BB: 0 P: 10		R: 0 E: 0 K: 1 S: 10	H: 1 LOB: 1 BB: 0 P: 18	1B: 7 2B: 2 3B: 0 HR: 0	SF: 0 SAC: 0 DP: 2 HBP: 1	WP: 0 PB: 0 SB: 0 CS: 1	PA: 33				
<b>PITCHER</b>	IP	WLS	BF	H	R	ER	SO	BB	IBB	HBP	BLK	WP	HR	S	P	ERA	WHIP										
51 Mitch Talbot, R ERA: 4.41	7.0	W	25	5	0	0	5	0	0	1	0	0	0	61	93	0.00	0.714										
50 Jensen Lewis, R ERA: 3.06	1.0		4	1	0	0	1	0	0	0	0	0	0	8	10	0.00	1.000										
52 Vinnie Pestano, R ERA:	1.0		4	1	0	0	1	0	0	0	0	0	0	10	18	0.00	1.000										

Batter	1	2	3	4	5	6	7	8	9	AB	R	H	RBI	BB	SO	LOB	BOTTOM										
23 Michael Brantley, L OBP: 0.283, SLG: 0.307	G3-1	G4-3		F8-4		L8				4	0	0	0	0	0	4	<b>Detroit Tigers @ Cleveland Indians</b> Progressive Field, Cleveland, OH Wed Sep 29 2010, 4:06 PM - 6:27 PM EDT Cloudy - 66 F										
13 Adrián Cabrera, S OBP: 0.319, SLG: 0.333	G1-3		K		17 HR	K				3	1	0	0	1	2	1											
17 Shin-Soo Choo, L OBP: 0.402, SLG: 0.482	1B		1B		48 HR	HR		K		4	2	3	2	0	1	0											
48 Travis Hafner, L OBP: 0.373, SLG: 0.452	1B		HR		G5-3			L4		4	1	2	2	0	0	0											
7 Matt LaPorta, R OBP: 0.309, SLG: 0.367	1B		HR		P4			F9		3	0	1	0	1	0	0											
4 Trevor Crowe, S OBP: 0.304, SLG: 0.336	BB		P5		F7			G6-3		4	0	0	0	0	1	4											
25 Andy Marte, R OBP: 0.304, SLG: 0.392	1B		P3		K			G5-3		4	0	1	0	0	1	1											
1 Luis Valbuena, L OBP: 0.277, SLG: 0.262	F9		1B		G4-3			K		4	0	1	0	0	1	1											
26 Luke Carlin, S OBP: 0.500, SLG: 0.700	G4-3		1B		BB			1B		2	0	1	0	1	0	1											
<b>Inning Stats</b>	R: 0 E: 0 K: 1 S: 16	H: 2 LOB: 3 BB: 1 P: 29	R: 0 E: 0 K: 0 S: 7	H: 1 LOB: 1 BB: 0 P: 9	R: 2 E: 0 K: 1 S: 10	H: 2 LOB: 0 BB: 0 P: 14	R: 0 E: 0 K: 0 S: 11	H: 1 LOB: 1 BB: 1 P: 22	R: 2 E: 0 K: 1 S: 18	H: 2 LOB: 1 BB: 1 P: 29	R: 0 E: 0 K: 1 S: 9	H: 1 LOB: 1 BB: 0 P: 14	R: 0 E: 0 K: 1 S: 8	H: 0 LOB: 0 BB: 0 P: 9	R: 0 E: 0 K: 1 S: 6	H: 0 LOB: 0 BB: 0 P: 7		1B: 6 2B: 2 3B: 0 HR: 2	SF: 0 SAC: 0 DP: 1 HBP: 0	WP: 0 PB: 0 SB: 0 CS: 0	PA: 35						
<b>PITCHER</b>	IP	WLS	BF	H	R	ER	SO	BB	IBB	HBP	BLK	WP	HR	S	P	ERA	WHIP										
37 Max Scherzer, R ERA: 3.5	5.0	L	25	8	4	4	3	3	0	0	0	0	0	62	103	7.20	2.200										
36 Brad Thomas, L ERA: 3.95	3.0		10	1	0	0	3	0	0	0	0	0	0	23	30	0.00	0.333										

Batter	1	2	3	4	5	6	7	8	9	AB	R	H	RBI	BB	SO	LOB	TOP					
14 Austin Jackson, R OBP: 0.349, SLG: 0.407	F9	K		L9		18 CS 1B			F8	5	0	1	0	0	1	2						
18 Johnny Damon, L OBP: 0.356, SLG: 0.402	25 HR 2B			F8		CS	K		26 S BB	4	1	2	1	1	1	0						
57 Casper Wells, R OBP: 0.396, SLG: 0.588	G6-3	F8				25 G4-3 2B	G3-1		K	3	0	1	0	0	0	3						
26 Brennan Boesch, L OBP: 0.325, SLG: 0.424									K	2	0	0	0	0	1	1						
25 Ryan Raburn, R OBP: 0.342, SLG: 0.485	2H HR			15 1B		G4-3			K	4	1	2	2	0	1	1						
27 Jhonny Peralta, R OBP: 0.315, SLG: 0.399	15 FC6-4 1B			F8					G4-3	3	0	1	0	1	0	1						
15 Brandon Inge, R OBP: 0.322, SLG: 0.389	FC6-4								K	4	0	1	0	0	2	3						
32 Don Kelly, L OBP: 0.357		L9								3	0	0	0	0	1	4						
39 Ramon Santiago, S OBP: 0.341, SLG: 0.331				K		L9			28 S 1B	1	0	1	0	0	0	0						
20 Scott Sizemore, R OBP: 0.307, SLG: 0.350										3	1	1	0	0	0	2						
28 Will Rhymes, L OBP: 0.339, SLG: 0.388	12 2B	18 1B		G1-3		G5-3				1	0	0	0	0	1	1						
12 Gerald Laird, R OBP: 0.264, SLG: 0.305										3	0	1	0	0	1	0						
13 Alex Avila, L OBP: 0.324, SLG: 0.350	18 1B			K		G5-3			F7	1	0	0	0	0	0	0						
<b>Inning Stats</b>	R: 2 H: 3 E: 0 K: 0 S: 12	H: 3 LOB: 1 BB: 0 P: 18	R: 1 H: 3 E: 0 K: 1 S: 16	H: 3 LOB: 2 BB: 0 P: 22	R: 0 H: 2 E: 0 K: 1 S: 10	H: 2 LOB: 0 BB: 0 P: 11	R: 0 H: 0 E: 0 K: 1 S: 7	H: 0 LOB: 0 BB: 0 P: 10	R: 0 H: 1 E: 0 K: 0 S: 6	H: 1 LOB: 0 BB: 0 P: 8	R: 0 H: 0 E: 0 K: 2 S: 10	H: 0 LOB: 0 BB: 0 P: 12	R: 0 H: 1 E: 0 K: 2 S: 14	H: 1 LOB: 1 BB: 0 P: 21	R: 0 H: 0 E: 0 K: 1 S: 8	H: 0 LOB: 1 BB: 1 P: 15	1B: 7 2B: 3 3B: 0 HR: 1	SF: 0 SAC: 0 DP: 0 HBP: 0	WP: 0 PB: 0 SB: 2 CS: 1	PA: 40		
<b>PITCHER</b>	IP WLS BF H R ER SO BB IBB HBP BLK WP HR S P ERA WHIP	IP WLS BF H R ER SO BB IBB HBP BLK WP HR S P ERA WHIP	IP WLS BF H R ER SO BB IBB HBP BLK WP HR S P ERA WHIP	IP WLS BF H R ER SO BB IBB HBP BLK WP HR S P ERA WHIP	IP WLS BF H R ER SO BB IBB HBP BLK WP HR S P ERA WHIP	IP WLS BF H R ER SO BB IBB HBP BLK WP HR S P ERA WHIP	IP WLS BF H R ER SO BB IBB HBP BLK WP HR S P ERA WHIP	IP WLS BF H R ER SO BB IBB HBP BLK WP HR S P ERA WHIP	IP WLS BF H R ER SO BB IBB HBP BLK WP HR S P ERA WHIP	IP WLS BF H R ER SO BB IBB HBP BLK WP HR S P ERA WHIP	IP WLS BF H R ER SO BB IBB HBP BLK WP HR S P ERA WHIP	IP WLS BF H R ER SO BB IBB HBP BLK WP HR S P ERA WHIP	IP WLS BF H R ER SO BB IBB HBP BLK WP HR S P ERA WHIP	IP WLS BF H R ER SO BB IBB HBP BLK WP HR S P ERA WHIP	IP WLS BF H R ER SO BB IBB HBP BLK WP HR S P ERA WHIP	IP WLS BF H R ER SO BB IBB HBP BLK WP HR S P ERA WHIP	IP WLS BF H R ER SO BB IBB HBP BLK WP HR S P ERA WHIP	IP WLS BF H R ER SO BB IBB HBP BLK WP HR S P ERA WHIP	IP WLS BF H R ER SO BB IBB HBP BLK WP HR S P ERA WHIP	IP WLS BF H R ER SO BB IBB HBP BLK WP HR S P ERA WHIP	IP WLS BF H R ER SO BB IBB HBP BLK WP HR S P ERA WHIP	IP WLS BF H R ER SO BB IBB HBP BLK WP HR S P ERA WHIP

**Detroit Tigers @ Cleveland Indians**  
 Progressive Field, Cleveland, OH  
 Wed Sep 29 2010, 7:06 PM - 9:43 PM EDT  
 Att: 15,395 - Cloudy - 64 F

AB 37  
 R 3  
 H 11  
 RBI 3  
 BB 2  
 SO 9  
 LOB 18



Batter	1	2	3	4	5	6	7	8	9	AB	R	H	RBI	BB	SO	LOB	BOTTOM					
23 Michael Brantley, L OBP: 0.289, SLG: 0.318	K									3	1	2	1	1	1	0						
4 Trevor Crowe, S OBP: 0.302, SLG: 0.334	F8			G4-3		4 SH5-3 3B			BB	3	0	0	1	0	1	4						
17 Shin-Soo Choo, L OBP: 0.400, SLG: 0.479	K									4	0	0	0	0	4	3						
47 Shelley Duncan, R OBP: 0.317, SLG: 0.426		F9		35 F9 12 1B					25 S HBP	3	1	1	0	0	0	0						
35 Jordan Brown, L OBP: 0.270, SLG: 0.318		12 G1-3 1 WP		F9		G4-3			F7	4	1	1	0	0	0	2						
12 Jayson Nix, R OBP: 0.284, SLG: 0.403		G1-3								3	0	1	1	0	1	1						
25 Andy Marte, R OBP: 0.303, SLG: 0.389										1	0	0	0	0	1	1						
1 Luis Valbuena, L OBP: 0.273, SLG: 0.258		G4-3							F7	4	0	0	0	0	0	2						
33 Drew Sutton, S OBP: 0.316, SLG: 0.371										2	0	0	0	0	2	0						
13 Adrobal Cabrera, S OBP: 0.320, SLG: 0.340				K						1	0	1	0	0	0	0						
6 Lou Marson, R OBP: 0.278, SLG: 0.291				K					23 WP	2	1	1	0	1	1	0						
<b>Inning Stats</b>	R: 0 H: 0 E: 0 K: 2 S: 11	H: 0 LOB: 0 BB: 0 P: 18	R: 1 H: 1 E: 0 K: 0 S: 11	H: 1 LOB: 0 BB: 0 P: 19	R: 0 H: 1 E: 0 K: 2 S: 10	H: 1 LOB: 1 BB: 0 P: 16	R: 1 H: 2 E: 0 K: 1 S: 13	H: 2 LOB: 1 BB: 0 P: 17	R: 2 H: 1 E: 0 K: 2 S: 12	H: 1 LOB: 0 BB: 1 P: 18	R: 0 H: 0 E: 0 K: 1 S: 7	H: 0 LOB: 0 BB: 0 P: 9	R: 0 H: 2 E: 0 K: 2 S: 16	H: 2 LOB: 3 BB: 1 P: 24	R: 0 H: 0 E: 0 K: 1 S: 9	H: 0 LOB: 1 BB: 0 P: 17	1B: 4 2B: 2 3B: 1 HR: 0	SF: 0 SAC: 1 DP: 0 HBP: 1	WP: 2 PB: 0 SB: 1 CS: 0	PA: 34		
<b>PITCHER</b>	IP WLS BF H R ER SO BB IBB HBP BLK WP HR S P ERA WHIP	IP WLS BF H R ER SO BB IBB HBP BLK WP HR S P ERA WHIP	IP WLS BF H R ER SO BB IBB HBP BLK WP HR S P ERA WHIP	IP WLS BF H R ER SO BB IBB HBP BLK WP HR S P ERA WHIP	IP WLS BF H R ER SO BB IBB HBP BLK WP HR S P ERA WHIP	IP WLS BF H R ER SO BB IBB HBP BLK WP HR S P ERA WHIP	IP WLS BF H R ER SO BB IBB HBP BLK WP HR S P ERA WHIP	IP WLS BF H R ER SO BB IBB HBP BLK WP HR S P ERA WHIP	IP WLS BF H R ER SO BB IBB HBP BLK WP HR S P ERA WHIP	IP WLS BF H R ER SO BB IBB HBP BLK WP HR S P ERA WHIP	IP WLS BF H R ER SO BB IBB HBP BLK WP HR S P ERA WHIP	IP WLS BF H R ER SO BB IBB HBP BLK WP HR S P ERA WHIP	IP WLS BF H R ER SO BB IBB HBP BLK WP HR S P ERA WHIP	IP WLS BF H R ER SO BB IBB HBP BLK WP HR S P ERA WHIP	IP WLS BF H R ER SO BB IBB HBP BLK WP HR S P ERA WHIP	IP WLS BF H R ER SO BB IBB HBP BLK WP HR S P ERA WHIP	IP WLS BF H R ER SO BB IBB HBP BLK WP HR S P ERA WHIP	IP WLS BF H R ER SO BB IBB HBP BLK WP HR S P ERA WHIP	IP WLS BF H R ER SO BB IBB HBP BLK WP HR S P ERA WHIP	IP WLS BF H R ER SO BB IBB HBP BLK WP HR S P ERA WHIP	IP WLS BF H R ER SO BB IBB HBP BLK WP HR S P ERA WHIP	IP WLS BF H R ER SO BB IBB HBP BLK WP HR S P ERA WHIP

**Detroit Tigers @ Cleveland Indians**  
 Progressive Field, Cleveland, OH  
 Wed Sep 29 2010, 7:06 PM - 9:43 PM EDT  
 Att: 15,395 - Cloudy - 64 F

AB 30  
 R 4  
 H 7  
 RBI 3  
 BB 2  
 SO 11  
 LOB 13





Batter	1	2	3	4	5	6	7	8	9	AB	R	H	RBI	BB	SO	LOB	TOP					
23 Michael Brantley, L OBP: 0.291, SLG: 0.521										4	2	1	0	1	1	1	<b>Cleveland Indians @ Chicago White Sox</b> U.S. Cellular Field, Chicago, IL Fri Oct 01 2010, 8:12 PM - 11:02 PM EDT Att: 23,128 - Partly Cloudy - 69 F					
13 Adrúbal Cabrera, S OBP: 0.354, SLG: 0.345										5	2	3	1	0	1	1						
17 Shin-Soo Choo, L OBP: 0.401, SLG: 0.484										4	1	2	2	1	0	2						
48 Travis Hafner, L OBP: 0.376, SLG: 0.452										3	2	1	0	2	1	2						
12 Jayson Nix, R OBP: 0.273, SLG: 0.401										4	0	1	1	0	0	2						
4 Trevor Crowe, S OBP: 0.303, SLG: 0.335										5	0	2	2	0	1	2						
7 Matt LaPorta, R OBP: 0.308, SLG: 0.365										5	0	1	0	0	0	4						
1 Luis Valbuena, L OBP: 0.273, SLG: 0.258										4	0	1	0	0	1	4						
25 Andy Marte, R OBP: 0.303, SLG: 0.389										0	0	0	0	0	0	0						
6 Lou Marson, R OBP: 0.274, SLG: 0.286										4	0	0	0	0	1	1						
<b>Inning Stats</b>	R: 3 H: 3 E: 0 K: 1 S: 16	H: 3 R: 0 ER: 0 LOB: 0 P: 20	R: 0 H: 0 E: 0 K: 1 S: 7	H: 0 R: 0 ER: 0 LOB: 0 P: 10	R: 3 H: 3 E: 0 K: 0 S: 22	H: 3 R: 0 ER: 0 LOB: 2 P: 36	R: 0 H: 2 E: 0 K: 0 S: 12	H: 2 R: 0 ER: 0 LOB: 2 P: 18	R: 0 H: 0 E: 0 K: 0 S: 7	H: 0 R: 0 ER: 0 LOB: 0 P: 10	R: 0 H: 1 E: 0 K: 0 S: 7	H: 1 R: 0 ER: 0 LOB: 1 P: 0	R: 1 H: 3 E: 1 K: 1 S: 20	H: 3 R: 0 ER: 2 LOB: 2 P: 30	R: 0 H: 0 E: 0 K: 2 S: 7	H: 0 R: 0 ER: 0 LOB: 0 P: 7	R: 0 H: 0 E: 0 K: 1 S: 11	H: 0 R: 0 ER: 0 LOB: 2 P: 24	1B: 9 2B: 2 3B: 0 HR: 1	SF: 1 SAC: 0 DP: 0 HBP: 0	WP: 1 PB: 0 SB: 1 CS: 0	PA: 43
<b>PITCHER</b>	IP WLS BF H R ER SO BB IBB HBP BLK WP HR S P ERA WHIP																					
57 Ramon Pena, R ERA: 5.1	6.0 L 29 9 6 6 2 1 1 0 0 0 1 1 71 104 9.00 1.667																					
58 Lucas Harrell, R ERA: 4.99	1.0 6 3 1 1 1 0 0 0 0 0 0 20 30 9.00 3.000																					
40 J.J. Putz, R ERA: 2.83	1.0 3 0 0 0 2 0 0 0 0 0 0 7 7 0.00 0.000																					
47 Gregory Infante, R ERA:	1.0 5 0 0 0 1 2 0 0 0 0 0 0 11 24 0.00 2.000																					

Batter	1	2	3	4	5	6	7	8	9	AB	R	H	RBI	BB	SO	LOB	BOTTOM					
1 Juan Pierre, L OBP: 0.339, SLG: 0.315										4	0	1	0	0	0	0	<b>Cleveland Indians @ Chicago White Sox</b> U.S. Cellular Field, Chicago, IL Fri Oct 01 2010, 8:12 PM - 11:02 PM EDT Att: 23,128 - Partly Cloudy - 69 F					
11 Omar Vizquel, S OBP: 0.344, SLG: 0.334										4	0	0	0	0	1							
23 Mark Teahen, L OBP: 0.328, SLG: 0.388										4	1	1	0	0	2	0						
24 Dayan Viciedo, R OBP: 0.313, SLG: 0.485										3	1	2	1	1	1	0						
7 Mark Kotsay, L OBP: 0.307, SLG: 0.377										4	0	1	0	0	0	2						
17 Tyler Flowers, R										2	0	0	0	2	1	2						
22 Brent Morel, R OBP: 0.270, SLG: 0.414										4	1	1	1	0	1	3						
30 Alejandro De Az, L OBP: 0.292, SLG: 0.348										4	0	1	1	0	1	1						
18 Brent Lillibridge, R OBP: 0.253, SLG: 0.391										4	0	0	0	0	4	3						
<b>Inning Stats</b>	R: 1 H: 3 E: 0 K: 1 S: 12	H: 1 R: 1 ER: 0 LOB: 0 P: 18	R: 1 H: 1 E: 0 K: 1 S: 8	H: 1 R: 0 ER: 0 LOB: 0 P: 12	R: 0 H: 1 E: 0 K: 1 S: 11	H: 1 R: 0 ER: 0 LOB: 1 P: 17	R: 0 H: 0 E: 0 K: 2 S: 12	H: 0 R: 0 ER: 0 LOB: 1 P: 23	R: 0 H: 0 E: 0 K: 1 S: 9	H: 0 R: 0 ER: 0 LOB: 0 P: 13	R: 0 H: 0 E: 0 K: 1 S: 6	H: 0 R: 0 ER: 0 LOB: 0 P: 10	R: 0 H: 0 E: 0 K: 1 S: 12	H: 0 R: 0 ER: 0 LOB: 0 P: 15	R: 0 H: 1 E: 0 K: 0 S: 11	H: 1 R: 0 ER: 0 LOB: 0 P: 12		R: 1 H: 1 E: 0 K: 2 S: 13	H: 1 R: 0 ER: 0 LOB: 2 P: 27	1B: 4 2B: 2 3B: 0 HR: 1	SF: 0 SAC: 0 DP: 1 HBP: 0	WP: 0 PB: 0 SB: 0 CS: 0
<b>PITCHER</b>	IP WLS BF H R ER SO BB IBB HBP BLK WP HR S P ERA WHIP																					
55 Roberto Hernandez, R ERA: 3.77	6.0 W 24 5 2 2 7 1 0 0 0 0 0 1 58 93 3.00 1.000																					
50 Jensen Lewis, R ERA: 2.97	1.0 3 0 0 0 1 0 0 0 0 0 0 12 15 0.00 0.000																					
53 Rafael Perez, L ERA: 3.25	1.0 3 1 0 0 0 0 0 0 0 0 0 11 12 0.00 1.000																					
52 Vinnie Pestano, R ERA: 2.25	1.0 6 1 1 1 2 2 0 0 0 0 0 0 13 27 9.00 3.000																					



Batter	1	2	3	4	5	6	7	8	9	AB	R	H	RBI	BB	SO	LOB	TOP
23 Michael Brantley, L (1, 8) OBP: 0.294, SLG: 0.524										3	1	2	0	0	0	0	<b>Cleveland Indians @ Chicago White Sox</b> U.S. Cellular Field, Chicago, IL Sat Oct 02 2010, 7:07 PM - 8:50 PM EDT Att: 23,702 - Clear - 47 F
13 Asdrúbal Cabrera, S (1, 6) OBP: 0.326, SLG: 0.345										2	0	1	1	1	0	1	
17 Shin-Soo Choo, L (1, 9) OBP: 0.401, SLG: 0.484										3	0	1	0	0	2		
47 Shelley Duncan, R (1, 10) OBP: 0.314, SLG: 0.420										3	0	0	0	0	3		
12 Jayson Nix, R (1, 4) OBP: 0.284, SLG: 0.401										3	0	1	0	0	2		
7 Matt LaPorta, R (1, 3) OBP: 0.306, SLG: 0.362										3	0	0	0	0	2	3	
25 Andy Marte, R (1, 5) OBP: 0.299, SLG: 0.385										2	0	0	0	0	1	1	
4 Trevor Crowe, S (1, 7) OBP: 0.302, SLG: 0.333										2	0	0	0	0	0	0	
8 Chris Gimenez, R (1, 2) OBP: 0.288, SLG: 0.328										2	1	1	0	0	0	0	
<b>Inning Stats</b>	R: 0 E: 0 K: 0 S: 7	H: 1 LOB: 0 BB: 0 P: 12	R: 0 E: 0 K: 1 S: 8	H: 1 LOB: 1 BB: 0 P: 10	R: 2 E: 0 K: 0 S: 16	H: 3 LOB: 1 BB: 0 P: 21	R: 0 E: 0 K: 1 S: 6	H: 0 LOB: 0 BB: 0 P: 7	R: 0 E: 0 K: 0 S: 9	H: 0 LOB: 0 BB: 0 P: 12	R: 0 E: 0 K: 1 S: 12	H: 1 LOB: 2 BB: 1 P: 20					
<b>PITCHER</b> 56 Mark Buehrle, L (1, 1) ERA: 4.28	IP: 6.0 WLS: W BF: 24 H: 6 R: 2 ER: 2 SO: 3		BB: 1 IBB: 0 HBP: 0 BLK: 1		WP: 0 HR: 0 S: 58 P: 82 ERA: 3.00 WHIP: 1.167												

AB	23
R	2
H	6
RBI	1
BB	1
SO	3
LOB	12



Batter	1	2	3	4	5	6	7	8	9	AB	R	H	RBI	BB	SO	LOB	BOTTOM
1 Juan Pierre, L (1, 7) OBP: 0.339, SLG: 0.314										2	1	0	0	1	1	0	<b>Cleveland Indians @ Chicago White Sox</b> U.S. Cellular Field, Chicago, IL Sat Oct 02 2010, 7:07 PM - 8:50 PM EDT Att: 23,702 - Clear - 47 F
11 Omar Vizquel, S (1, 6) OBP: 0.341, SLG: 0.331										3	0	0	0	0	1		
14 Paul Konerko, R (1, 10) OBP: 0.392, SLG: 0.583										3	0	0	0	0	2	2	
24 Dayan Viedro, R (1, 3) OBP: 0.324, SLG: 0.530										3	2	2	1	0	1	1	
23 Mark Teahen, L (1, 9) OBP: 0.324, SLG: 0.383										3	0	0	0	0	2	2	
17 Tyler Flowers, R (1, 2) OBP: 0.273, SLG: 0.426										1	2	0	0	2	1	0	
22 Brent Morel, R (1, 5) OBP: 0.273, SLG: 0.426										3	0	1	0	0	0	3	
30 Alejandro De Aza, L (1, 8) OBP: 0.296, SLG: 0.385										3	1	1	1	0	1	2	
18 Brent Lillibridge, R (1, 4) OBP: 0.258, SLG: 0.394										2	0	1	2	0	1	0	
<b>Inning Stats</b>	R: 1 E: 1 K: 2 S: 11	H: 0 LOB: 1 BB: 1 P: 20	R: 0 E: 0 K: 1 S: 10	H: 0 LOB: 0 BB: 1 P: 16	R: 0 E: 0 K: 1 S: 7	H: 0 LOB: 0 BB: 0 P: 9	R: 3 E: 0 K: 0 S: 10	H: 3 LOB: 0 BB: 1 P: 20	R: 0 E: 0 K: 2 S: 10	H: 0 LOB: 0 BB: 0 P: 14	R: 1 E: 0 K: 3 S: 21	H: 2 LOB: 1 BB: 0 P: 27					
<b>PITCHER</b> 59 Carlos Carrasco, R (1, 1) ERA: 3.83	IP: 6.0 WLS: L BF: 26 H: 5 R: 6 ER: 5 SO: 9		BB: 3 IBB: 0 HBP: 0 BLK: 0		WP: 1 HR: 1 S: 69 P: 106 ERA: 7.50 WHIP: 1.333												

AB	23
R	6
H	5
RBI	4
BB	3
SO	9
LOB	11



Batter	1	2	3	4	5	6	7	8	9	AB	R	H	RBI	BB	SO	LOB	TOP			
23 Michael Brantley, L (1, 8) OBP: 0.296, SLG: 0.527	G6-3		F7						G4-3	4	0	1	0	1	0	0	<b>Cleveland Indians @ Chicago White Sox</b> U.S. Cellular Field, Chicago, IL Sun Oct 03 2010, 2:08 PM - 4:47 PM EDT Att: 24,539 - Partly Cloudy - 50 F			
12 Jayson Nix, R (1, 5) OBP: 0.281, SLG: 0.396	L4		P3						F7	4	0	0	0	0	0	2				
48 Travis Hafner, L (1, 10) OBP: 0.374, SLG: 0.449	K								G6-3	4	1	1	0	0	1	0				
47 Shelley Duncan, R (1, 7) OBP: 0.317, SLG: 0.419										3	1	1	0	1	1	1				
35 Jordan Brown, L (1, 3) OBP: 0.272, SLG: 0.310										2	0	0	0	1	1	2				
25 Andy Marte, R (8, PH) OBP: 0.298, SLG: 0.382										1	0	0	0	0	1	0				
4 Trevor Crowe, S (1, 9) OBP: 0.322, SLG: 0.333										4	0	1	1	0	2	2				
26 Luke Carlin, S (1, 2) OBP: 0.438, SLG: 0.786										4	1	1	1	0	2	2				
1 Luis Valbuena, L (1, 4) OBP: 0.273, SLG: 0.258										4	1	1	0	0	2	1				
33 Drew Sutton, S (1, 6) OBP: 0.310, SLG: 0.436										4	1	1	2	0	1	0				
<b>Inning Stats</b>	R: 0 H: 0 E: 0 K: 1 S: 7	H: 0 LOB: 0 BB: 0 P: 9	R: 1 H: 1 E: 0 K: 2 S: 8	H: 0 LOB: 1 BB: 2 P: 22	R: 0 H: 0 E: 0 K: 1 S: 7	H: 0 LOB: 0 BB: 0 P: 15	R: 0 H: 1 E: 0 K: 2 S: 17	H: 1 LOB: 1 BB: 0 P: 26	R: 1 H: 2 E: 0 K: 0 S: 13	H: 2 LOB: 1 BB: 0 P: 17	R: 1 H: 2 E: 0 K: 0 S: 12	H: 2 LOB: 1 BB: 0 P: 18	R: 0 H: 0 E: 0 K: 2 S: 7	H: 0 LOB: 0 BB: 0 P: 10	R: 2 H: 2 E: 0 K: 2 S: 14	H: 2 LOB: 0 BB: 0 P: 20	1B: 4 2B: 1 3B: 0 HR: 2	SF: 0 SAC: 0 DP: 0 HBP: 0	WP: 1 PB: 0 SB: 1 CS: 0	PA: 37
<b>PITCHER</b>	IP	WLS	BF	H	R	ER	SO	BB	IBB	HBP	BLK	WP	HR	S	P	ERA	WHIP			
33 Edwin Jackson, R (1, 1) ERA: 4.47	5.2	W	24	5	3	2	6	2	0	0	0	1	1	62	103	3.18	1.235			
37 Matt Thornton, L (6, 1) ERA: 2.57	1.1	H	5	0	0	0	1	1	0	0	0	0	0	11	22	0.00	0.750			
49 Chris Sale, L (8, 1) ERA: 1.93	2.0	S	8	2	2	2	4	0	0	0	0	0	1	21	30	9.00	1.000			

Batter	1	2	3	4	5	6	7	8	9	AB	R	H	RBI	BB	SO	LOB	BOTTOM			
1 Juan Pierre, L (1, 7) OBP: 0.341, SLG: 0.316	10 HR	10 2B								5	2	3	3	0	0	0	<b>Cleveland Indians @ Chicago White Sox</b> U.S. Cellular Field, Chicago, IL Sun Oct 03 2010, 2:08 PM - 4:47 PM EDT Att: 24,539 - Partly Cloudy - 50 F			
10 Alexei Ramirez, R (1, 6) OBP: 0.313, SLG: 0.431		14 1B								5	1	2	3	0	1	2				
14 Paul Konerko, R (1, 3) OBP: 0.393, SLG: 0.584										3	0	2	0	0	0	0				
7 Mark Kotsay, L (7, 3) OBP: 0.306, SLG: 0.376										1	0	0	0	0	0	0				
12 A.J. Pierzynski, L (1, 2) OBP: 0.300, SLG: 0.388										2	0	0	0	0	0	2				
17 Tyler Flowers, R (4, 2) OBP: 0.333, SLG: 0.091										2	0	1	0	0	0	1				
24 Dayan Viciedo, R (1, 10) OBP: 0.321, SLG: 0.519										4	0	1	0	0	3	2				
23 Mark Teahen, L (1, 9) OBP: 0.327, SLG: 0.382										3	1	1	0	1	0	1				
22 Brent Morel, R (1, 5) OBP: 0.271, SLG: 0.415										4	1	1	0	0	2	4				
30 Alejandro De Aza, L (1, 8) OBP: 0.323, SLG: 0.400										4	1	2	0	0	0	1				
18 Brent Lillibridge, R (1, 4) OBP: 0.248, SLG: 0.378										4	0	0	0	0	4	4				
<b>Inning Stats</b>	R: 2 H: 2 E: 0 K: 1 S: 9	H: 2 LOB: 0 BB: 0 P: 10	R: 3 H: 5 E: 0 K: 1 S: 16	H: 5 LOB: 0 BB: 0 P: 24	R: 0 H: 1 E: 0 K: 0 S: 9	H: 1 LOB: 0 BB: 0 P: 15	R: 0 H: 0 E: 0 K: 1 S: 9	H: 0 LOB: 0 BB: 0 P: 14	R: 0 H: 2 E: 0 K: 2 S: 13	H: 2 LOB: 0 BB: 0 P: 22	R: 0 H: 0 E: 0 K: 1 S: 11	H: 0 LOB: 0 BB: 0 P: 15	R: 0 H: 1 E: 0 K: 1 S: 8	H: 1 LOB: 1 BB: 0 P: 13	R: 1 H: 2 E: 0 K: 3 S: 15	H: 2 LOB: 2 BB: 1 P: 24	1B: 11 2B: 1 3B: 0 HR: 1	SF: 0 SAC: 0 DP: 0 HBP: 0	WP: 0 PB: 0 SB: 2 CS: 0	PA: 38
<b>PITCHER</b>	IP	WLS	BF	H	R	ER	SO	BB	IBB	HBP	BLK	WP	HR	S	P	ERA	WHIP			
39 Justin Germano, R (1, 1) ERA: 3.31	2.0	L	13	7	5	5	2	0	0	0	0	0	0	9	15	0.00	1.000			
32 Aaron Laffey, L (3, 1) ERA: 4.53	1.0		4	1	0	0	0	0	0	0	0	0	0	9	14	0.00	0.000			
56 Frank Herrmann, R (4, 1) ERA: 4.03	1.0		3	0	0	0	1	0	0	0	0	0	0	9	14	0.00	0.000			
38 Joe Smith, R (5, 1) ERA: 3.83	1.0		5	2	0	0	2	0	0	0	0	0	0	13	22	0.00	2.000			
49 Tony Sipp, L (6, 1) ERA: 4.14	1.0		3	0	0	0	1	0	0	0	0	0	0	11	15	0.00	0.000			
<b>PITCHER</b>	IP	WLS	BF	H	R	ER	SO	BB	IBB	HBP	BLK	WP	HR	S	P	ERA	WHIP			
63 Justin Masterson, R (7, 1) ERA: 4.7	1.0		4	1	0	0	1	0	0	0	0	0	0	15	24	9.00	3.000			
52 Vinnie Pestano, R (8, 1) ERA: 3.6	1.0		6	2	1	1	3	1	0	0	0	0	0	15	24	9.00	3.000			